

CP-Sent
10-26-87

LIBRARY

STATE OF MAINE JUDICIAL DEPARTMENT

1986

ANNUAL REPORT

105724

STATE OF MAINE
JUDICIAL DEPARTMENT

1986

ANNUAL REPORT

NCJRS
JUL 9 1987
ACQUISITIONS

Published by:
Administrative Office of the Courts
70 Center Street
P.O. Box 4820 DTS
Portland, Maine 04112
(207) 879-4792

105724

**U.S. Department of Justice
National Institute of Justice**

This document has been reproduced exactly as received from the person or organization originating it. Points of view or opinions stated in this document are those of the authors and do not necessarily represent the official position or policies of the National Institute of Justice.

Permission to reproduce this copyrighted material has been granted by

Maine Administrative Office of
The Courts

to the National Criminal Justice Reference Service (NCJRS).

Further reproduction outside of the NCJRS system requires permission of the copyright owner.

State of Maine

ADMINISTRATIVE OFFICE OF THE COURTS

P.O. Box 4820 Downtown Station
Portland, Maine 04112
207-879-4792

Dana R. Baggett
State Court Administrator

April, 1987

The Honorable Vincent L. McKusick
Chief Justice of the Supreme Judicial Court

The Honorable John R. McKernan, Jr.
Governor of Maine

Ladies and Gentlemen of the
113th Legislature

It is a privilege and pleasure for me to transmit the 11th Annual Report of the Judicial Department.


Once again our Maine state court systems have experienced a record number of case filings - over 285,000 statewide in all courts. Numbers alone do not tell the whole story; court cases are increasingly more complex, reflecting the complexities of modern society. They require and get a high degree of competence and dedication from the more than 300 Judicial Department employees who make our judicial system come alive.

Once again the courts have responded to the need. The Superior Court for the fifth year in a row has disposed of more civil cases than were filed with it while keeping pace with over 11,000 criminal newly filed cases, an all-time high.

The District Court workload peaked to a new high of 268,000 cases, up 8% over 1985. While nearly half were in the categories of civil violations and traffic infractions, family abuse, small claims and criminal cases were up to unprecedented levels, too.

In the pages that follow, more details are presented about all aspects of the Judicial Department's operations in the past year. These data are gathered at the 51 court locations across the state where the cases were filed and where the work of the courts is done. Once again Debra Olken compiled and edited the data and wrote this report, ably assisted by Fran Norton and others. To all, my thanks.

Sincerely,



Dana R. Baggett
State Court Administrator

TABLE OF CONTENTS

| <u>SUBJECT</u> | <u>PAGE</u> |
|--|-------------|
| <u>"THE STATE OF THE JUDICIARY" by Chief Justice Vincent L. McKusick</u> | 1 |
| <u>THE YEAR IN REVIEW</u> | |
| Financial Information | 7 |
| Court Structure | 15 |
| State Court Caseload Summary | 18 |
| Maine Judicial Council | 20 |
| Court Administration | 21 |
| Administrative Office of the Courts | 22 |
| Fiscal Constraints | 24 |
| Court Facilities | 24 |
| Judicial Education | 25 |
| Non-Judicial Education | 25 |
| Judicial Resources | 25 |
| Court Appointed Special Advocate (CASA) Program | 25 |
| Court Automation | 26 |
| County Law Libraries | 26 |
| Judicial Department Work on State Commissions | 26 |
| Legislative Highlights | 27 |
| Committees of the Judicial Department | 29 |
| <u>PERSONNEL ROSTERS</u> | |
| Judicial Roster | 37 |
| Clerk Roster | 39 |
| <u>APPENDICES</u> | |
| I. <u>Law Court Caseload Statistics</u> | |
| Judicial and Clerk Roster | 41 |
| Narrative Statistical Summary | 42 |
| Statistical Tables | 43 |
| II. <u>Superior Court Caseload Statistics</u> | |
| Map of Superior Court Locations | 49 |
| Judicial and Clerk Roster | 50 |
| Narrative Statistical Summary | 51 |
| Total Caseload Statistical Tables | 54 |
| Civil Statistical Tables | 73 |
| Civil Definitions | 103 |
| URESAs Statistical Tables | 105 |
| Criminal Statistical Tables | 109 |
| Criminal Definitions | 150 |
| III. <u>District Court Caseload Statistics</u> | |
| Map of District Court Locations | 153 |
| Judicial and Clerk Roster | 154 |
| Narrative Statistical Summary | 156 |
| Statistical Tables | 157 |
| IV. <u>Administrative Court Caseload Statistics</u> | |
| Judicial and Clerk Roster | 181 |
| Statistical Tables | 182 |
| V. <u>Court Mediation Service Caseload Statistics</u> | |
| Narrative Statistical Summary | 185 |
| Statistical Tables | 186 |

INDEX **TABLES AND GRAPHS**

| | <u>PAGE</u> |
|---|-------------|
| <u>FINANCIAL INFORMATION</u> | |
| F-1 Comparative Expenditure Summary | 7 |
| F-2 Expenditures by Subdivision (graph) | 8 |
| F-3 Judicial Branch Percentage of State Expenses (graph) | 8 |
| F-4 Revenue and Expenditures (graph) | 9 |
| F-5 Expenditures by Category | 10 |
| F-6 Expenditures by Category (graph) | 11 |
| F-7 Comparative Revenue Summary | 12 |
| F-8 Comparative Revenue Summary for Superior Court | 13 |
| F-9 Comparative Revenue Summary for District Ct. & Administrative Ct. | 14 |
| <u>LAW COURT CASELOAD</u> | |
| LC-1 Total Caseload and Written Opinions | 43 |
| LC-2 Dispositions | 44 |
| LC-3 Average Time to Disposition | 45 |
| LC-4 Actual Time to Disposition | 46 |
| LC-5 Appellate Division Caseload | 47 |
| <u>SUPERIOR COURT CASELOAD</u> | |
| SC-1 Total Caseload Summary | 54 |
| SC-2 Total Caseload Detail | 55 |
| SC-3 Civil, URESA, Criminal: Percent of Total Caseload (graph) | 72 |
| SC-4 Civil Caseload (graph) | 73 |
| SC-5 Civil Filings Summary | 74 |
| SC-6 Civil Dispositions Summary | 75 |
| SC-7 Civil Pending Caseload Summary | 76 |
| SC-8 Civil Filings and Dispositions by Type of Case | 77 |
| SC-9 Civil Dispositions by Type of Disposition | 86 |
| SC-10 Civil Jury Trials | 95 |
| SC-11 Civil Non-Jury Trials | 96 |
| SC-12 Age of Civil Pending Caseload | 97 |
| SC-13 Average Time to Civil Jury Trial | 98 |
| SC-14 Average Time to Civil Disposition | 99 |
| SC-15 Actual Time to Civil Disposition | 100 |
| SC-16 URESA Caseload (graph) | 105 |
| SC-17 URESA Filings Summary | 106 |
| SC-18 URESA Dispositions Summary | 107 |
| SC-19 URESA Pending Caseload Summary | 108 |
| SC-20 Criminal Caseload (graph) | 109 |
| SC-21 Criminal Filings Summary | 110 |
| SC-22 Criminal Dispositions Summary | 111 |
| SC-23 Criminal Pending Caseload Summary | 112 |
| SC-24 Criminal Filings and Dispositions by Type of Case | 113 |
| SC-25 Criminal Indictments Filed After Boundover | 122 |
| SC-26 Criminal Filings and Dispositions by Class of Charge | 123 |
| SC-27 Criminal Filings by Type of Recording Method | 132 |
| SC-28 Criminal Pending Caseload & Outstanding Warrants of Arrest | 133 |

**INDEX
TABLES AND GRAPHS
(continued)**

SUPERIOR COURT CASELOAD - continued

| | | |
|-------|---|-----|
| SC-29 | Criminal Dispositions by Type of Case & Class of Charge | 134 |
| SC-30 | Criminal Dispositions by Type of Disposition | 135 |
| SC-31 | Criminal Jury Trials | 144 |
| SC-32 | Criminal Jury Trials by Type of Case | 145 |
| SC-33 | Criminal Jury Waived Trials | 146 |
| SC-34 | Average Time to Criminal Jury Trial | 147 |
| SC-35 | Average Time to Criminal Disposition | 148 |
| SC-36 | Actual Time to Criminal Disposition | 149 |

DISTRICT COURT CASELOAD

| | | |
|------|---|-----|
| DC-1 | Total Filings | 157 |
| DC-2 | Total Filings in the Ten Largest Court Locations | 158 |
| DC-3 | Filings, Excluding "Civil Violations & Traffic Infractions" | 159 |
| DC-4 | Composition of 1985 Caseload (graph) | 160 |
| DC-5 | Filings and Dispositions by Type of Case | 161 |
| DC-6 | Child Protective Caseload | 175 |
| DC-7 | Waivers | 176 |
| DC-8 | Electronic Recording Division, Number of Transcriptions | 177 |
| DC-9 | Electronic Recording Division, Recording Time by Court Location | 178 |

ADMINISTRATIVE COURT CASELOAD

| | | |
|------|---|-----|
| AC-1 | Caseload Statistics | 182 |
| AC-2 | Dist. Ct. and Sup. Ct. Cases Heard by Admin. Ct. Judges | 183 |

COURT MEDIATION SERVICE CASELOAD

| | | |
|------|---|-----|
| CM-1 | Number of Mediation Sessions | 186 |
| CM-2 | Number of District Court Cases Mediated | 187 |
| CM-3 | Number of Superior Court Cases Mediated | 188 |

"THE STATE OF THE JUDICIARY"

by

Chief Justice Vincent L. McKusick

A Report to the Joint Convention
of the 113th Maine Legislature
(First Regular Session)

January 28, 1987

"THE STATE OF THE JUDICIARY"

A Report to the Joint Convention of the 113th Legislature

By Chief Justice Vincent L. McKusick

January 28, 1987

It is with particular pleasure this year that I appear before this Joint Convention to report on the State of our Judiciary. You legislators and we judges both have a special reason to celebrate in this year 1987. We are privileged to serve during the biennium when Maine, as part of one of the original 13 states, is joining the rest of the Nation in commemorating the 200th Anniversary of the framing and the ratification of the Constitution of our United States.

This Constitutional Bicentennial turns our minds back to first principles and to the grand plan designed at Philadelphia during that hot summer of 1787. That plan not only divided powers between the federal government and the states; it also divided the federal powers between the three branches of that government and thereby served as the model to us in our State Constitution and its division of powers between our own three branches. Our coming together on these occasions symbolizes our mutual recognition that, while we have a constitutional responsibility to retain our independence from each other, we also have a constitutional responsibility to each other. You legislators carry the responsibility for funding the courts and for legislating their jurisdiction and structure; we in the judiciary have a corresponding responsibility to you to manage those courts efficiently and to keep you fully informed of their operations. As you have heard me say in the past, in discharging their interrelated responsibilities the three separate branches need to practice toward each other a policy of the 3 C's -- communication, cooperation and comity. I report to you today in that spirit.

You have received the final report of the Appropriations Committee on its study during the last 6 to 8 months of the relationship between the judicial branch and the other two branches on financial and administrative matters. Our work on that study with the Appropriations Subcommittee headed by House Chair, Representative Carter, has made us in the Judicial Department better informed of the legislative process and more sensitive to your constant need for information about our operations. The Committee's report makes uniformly valuable recommendations. We are immediately implementing all within our power to implement administratively; the others requiring legislation we fully support, and we commend them to your favorable consideration. To carry out one of the Committee's recommendations, I have appointed a legislative liaison for the Judicial Department. His job also include liaison with the executive branch and service as our public information officer. He will function as a facilitator of communication. With his help, we are determined to be more accessible, not less, to you -- and to the public.

I am proud to announce that our computerized budget control system is now in final testing. That system is designed to produce, immediately after the end of each month, a detailed accounting of expenditures at each of our nearly 60 court locations and functional units. It will enable each of our responsible managers to address immediately any out-of-line costs that appear. It is appropriate here to note that some of our costs are driven by factors over which we exercise little control. A major example is the cost of court-appointed counsel for indigent criminal defendants. Because of the size and the special nature of that item, we fully support the proposal, made by the State Bar Association, that the legislative appropriation for that constitutionally required State function be identified as a separate line item, rather than being lumped with the appropriation for "All Other" expenses of the courts.

The entire cost of operating our state-funded court system ran to about \$20 million in the last fiscal year; and, as compared to that gross cost, the courts collected revenues in fines and fees of almost \$14 million. The courts thus impose a very small net burden on the \$2 billion budget of the State. That fact must not, however, reduce one bit the rigor of our financial stewardship. Our computerized budget control system is a valuable tool that should help us do even better in managing our financial resources.

In the past year with your help we have further improved our methods for collecting fines. At this session you have before you further legislation that will help the courts to reach scofflaws, principally from out of state, who fail to appear when summoned to court for traffic infractions and civil violations. That legislation is desirable for its financial consequences. Even more, it is needed to assure the integrity of the court process.

My report this morning on the operation of our trial courts during 1986 just closed will sound to some of you like a rerun of my report a year ago for 1985. The litigation explosion that pushed the case filings in our trial courts to record levels in 1985 continued in '86 to produce still new record highs. New cases in the District Court totaled nearly 267,000, a staggering number even to contemplate. In the Superior Court over 11,000 new criminal prosecutions were initiated, producing a total record case load of over 17,500 filings. I can suggest some of the reasons for this continued growth in the work of Maine courts: an increasing population and greater highway traffic; enhanced law enforcement, in, for example, the areas of child abuse and drug violations; stepped-up development and economic activity and the added zoning and other governmental regulation that responds to it; a steadily growing body of statutes to protect consumers, to vindicate individual rights, and otherwise to meet perceived needs in an increasingly complex society; and undoubtedly there are other reasons.

While the total number of civil cases is not increasing at the same rate as criminal and traffic cases, our civil trials are becoming qualitatively more complex and they take more court time. The run-of-the-mill auto negligence case, once common in the Superior Court, is replaced by lengthy product liability trials, such as the asbestos cases, and by complex cases of administrative review, under statutes such as the recent hospital cost containment law.

The District Court is experiencing the same increase in the length and the complexity of its civil trials. That court is the closest we come to having a family court. For example, it handles almost all divorces, with at times hotly contested issues of marital property and child custody. It handles most protective custody proceeding involving abused or neglected children, as well as the termination of parental rights in appropriate cases. The District Court also is now hearing many other substantial civil cases that would formerly have routinely gone to the Superior Court, such as mortgage foreclosures and money suits up to \$30,000. Opinion writing and the recording of the evidence for purposes of appeal is becoming almost as regular a practice in the District Court as in the Superior Court. Except in certain special proceedings unique to one court, there is no longer any reason to have different procedures in civil cases in the District and the Superior Courts. The Supreme Judicial Court will soon promulgate a single, merged set of civil rules for both of those trial courts.

To meet the growing work load of the trial courts, we are doing many things, most of which are possible only with your support. First, computerization of the criminal and traffic infractions dockets in the District Court is well along toward completion, and the introduction of computers into the Superior Court is starting in March. This process has taken longer than we originally estimated. Nonetheless, as compared with many other states, the Maine courts are making the transition to the high tech world with fewer personnel and at a faster pace. We are also proud of the high quality of the technical work by our computer director. The trial court computers will make needed information available much more readily than the present manual system and will help the already hard-pressed staffs of our clerks' offices to cope with the ballooning case load.

Second, in the last biennium you at our request added one judge to each of the trial courts. Our previous projection had indicated that we would also need an additional judge in each trial court at the first regular session of this Legislature. We do much need that one additional judge in the District Court. At this time, however, we are deferring our request for the additional Superior Court judge until the critical shortage of jury courtrooms in Cumberland County is relieved. Even with one more District Court judge, the Maine judiciary is remarkable small. Other than the part-time county probate judges, 48 men and women comprise our entire active judiciary. In good part, credit for our small judiciary's being able to cope with their increasing work load goes to the help we get from our active retired judges. After retirement those experienced judges continue to perform judicial service as assigned by the chiefs of their respective courts, and they do so at only a minimal cost to the State. We are much indebted to them.

Third, we are making steady progress in improving court facilities statewide. In Bath, Belfast, Farmington, Millinocket, Fort Kent, and Madawaska, new or improved court facilities are open or are in preparation. At those and other locations around the state, we have made courtrooms accessible to the handicapped. In Cumberland County, with excellent cooperation between the County Commissioners and the courts, planning is under way for the major addition to the courthouse approved by the county voters a year ago November. This addition is much needed. That Cumberland County Courthouse does about 20% of all the business statewide of both the District Court and the Superior Court. We responsible for the courts are working hard in the planning process to assure that we get the maximum possible in additional courtrooms and support facilities for the rent dollars that we will pay to the County.

Fourth, the trial courts constantly work to improve their methods of operation and the quality of the justice they dispense. By the end of this week the Superior Court's expedited case flow program for civil cases will have been in operation statewide for a full year and in four test counties for more than two years. The indications continue that the civil cases that are put on the fast track (and that is about three quarters of all of them) are settled or are disposed of through trial faster than would otherwise be true. The public directly benefits from reduced delay and cost.

By statutes you enacted in the last biennium, our court mediation service and our CASA program, both nationally acclaimed, have become regular features of the Judicial Department. Our mediation service continues to produce in many cases what I am confident is a better brand of justice than is possible with the black-and-white of an adjudicated outcome. Despite the suspension of mediation for 2 1/2 months for budgetary reasons, our mediators handled 3,322 cases in 1986, over 70% being marital relations cases. CASA (the acronym for court appointed special advocates) is now fully operational at six District Court locations from Biddeford to Lewiston to Rockland. In the CASA program a carefully selected and trained citizen volunteer is appointed by the court to act as guardian ad litem for the child involved in a child protection proceeding. Throughout the pendency of that proceeding, the CASA volunteer works closely with the child, in and out of court. Extension of the CASA program to other court locations will proceed as fast as the CASA director is able to carry out recruitment, training, and supervision of the needed volunteers. The CASA volunteers are performing a great public service in helping the courts to protect children in jeopardy.

In his Inaugural Address Governor McKernan said, "We must rekindle a volunteer spirit of citizen helping citizen." I fully agree. We in the courts already are the beneficiaries of much citizen participation, but we can use more. In the CASA program, over 100 volunteer guardians ad litem are now working under court appointments in over 125 child protection cases. Our active mediators, now numbering about 60 and including, I am pleased to note, Barbara McKernan of Bangor, bring to their mediation efforts a variety and depth of life experience that money alone could never buy. Citizens also participate in the courts' work in other ways: Last year 7,700 Maine men and women served on the grand and traverse juries of the Superior Court. Many citizens serve on committees and boards advising the Supreme Judicial Court. In fact, lay persons now preside over both the Board of Overseers of the Bar, the body responsible for superintending the legal profession, and the Committee on Judicial Responsibility and Disability, the body responsible for investigating complaints against judges. To refashion an old adage, the courts are too important to leave to us judges and lawyers alone.

Turning to the Supreme Judicial Court, last year produced another record high in the number of appeals to the Law Court -- 520. I am proud to report again that my hard-working colleagues have kept well abreast of this heavy appellate case load. This the Court has accomplished, while at the same time discharging the court's "board of directors" responsibilities in setting administrative policy for the Judicial Department and in making procedural rules for all courts. During the past year Justice Elmer H. Violette has taken active retired status, and former Chief Justice Robert W. Clifford of the Superior Court has succeeded him. Both are here with us today.

As part of the Law Court's commemoration of the Constitutional Bicentennial, it is going "on the road" outside Portland for all four weeks of its regular May and June terms. For one of those weeks the Court will sit to hear oral argument in Alfred and for another week it will sit in Houlton. And I am personally pleased to announce that the Law Court will sit for one day of oral argument at the courthouse in my native County of Piscataquis. The State and County Bar Associations are to help in arranging visits by school students to the Law Court sessions around the State.

Two weeks ago you received the final report of the Supreme Judicial Court Relocation Commission, a study commission created by you in 1985. In considering their recommendations, you will be addressing two basic questions: First, should Maine bring its Supreme Court together into its own central home, thus doing what all other States of the Union have done? Second, should Maine headquarter its Supreme Court in its capital city, thus doing what all the other States of the Union, except Louisiana, have done? Yours is a "Once in a Statehood" decision, as Commission member Eugene Mawhinney of Orono calls it. In broad historical perspective, you will decide whether to finish the job, started by the Maine Legislature in the late 1820's, of moving the seat of all state government from Portland to Augusta.

Before closing, I want to return to the subject of the Constitutional Bicentennial. Last year you authorized and funded a Maine Commission for the commemoration of the Bicentennial. That Commission, under the dynamic leadership of Dr. Arthur M. Johnson, former President of the University of Maine at Orono, is encouraging and coordinating the efforts of great numbers of Maine communities and other organizations, public and private, in sponsoring appropriate celebratory events. During the next several months we can all enjoy a refresher course in civics and history occasioned by the Bicentennial.

From my reading about the historic events of 200 years ago, I draw several lessons, of which I now mention two. First is the importance placed by the Founding Fathers upon an independent judiciary. At Philadelphia the delegates accepted without debate the proposition that the Constitution's division of powers, its guarantee of individual rights, and its intricate set of checks and balances would be monitored by a judicial system independent of, and as much as possible insulated from, the other two branches, the political branches. The only debate was over how to assure an independent judiciary. The delegates gave federal judges life tenure and in the "compensation clause" prohibited the reduction of a judge's salary during his tenure. The principal debate, such as there was, concerned a parallel proposal to prevent the temptation of salary increases. Promoted by James Madison himself, the proposal lost largely on the practical ground that the cost of living might rise. In 1787 the Massachusetts Constitution already had provided for judges with life tenure, and Maine followed that example in its Constitution in 1820. Although in the flush of Jacksonian democracy Maine in 1839 substituted 7-year terms for its judges, judicial independence remains a cornerstone principle of Maine government. Judges must be free to make unpopular decisions when either constitution or statute requires. No citizen wants his rights to liberty or property ruled upon by a judge who is influenced by any consideration other than the requirements of the law, determined as wisely and as dispassionately as is humanly possible.

A second lesson that I get from my Bicentennial reading is a renewed respect for the political process, a renewed respect for you in the political branches of government, the legislative and executive branches. That remarkable document that 39 delegates signed on September 17, '87, came about through political debate and political compromise. The drafters resolved conflicting interests, particularly between the large and the small states, through political compromise, and they kept a constant political eye out for what would sell or not sell in ratification conventions back home. The ratification process during the next year was a real political squeaker. In February '88, Massachusetts, including the District of Maine, ratified by a convention vote of less than 53%, and then only when that convention vote was joined with a recommendation of amendments that would make a more clear and extensive cataloguing of individual and state rights. In the following months, that political formula succeeded in turning the tide in favor of ratification in other critical states. As a direct consequence of the political debate in the ratification conventions, the first Congress within 6 months of being organized approved the Bill of Rights for submission to the States for ratification. Thus, the framing of the Constitution, its ratification by the States, and the adoption of the Bill of Rights were all the product of the political process at its best.

The high standard of political debate and compromise set by our politician founding fathers stands as a challenging model for you citizen politicians in going about your legislative duties in this bicentennial biennium. I wish you all possible success in doing what is best for the State of Maine. I know that is the goal of every one of you.

Thank you for your time and attention.

THE YEAR IN REVIEW

FINANCIAL INFORMATION

COURT STRUCTURE

- History
- Supreme Judicial Court
- Superior Court
- District Court
- Administrative Court

STATE COURT CASELOAD SUMMARY

MAINE JUDICIAL COUNCIL

COURT ADMINISTRATION

ADMINISTRATIVE OFFICE OF THE COURTS

FISCAL CONSTRAINTS

COURT FACILITIES

- Trial Court Facilities
- Handicapped Access

JUDICIAL EDUCATION

NON-JUDICIAL EDUCATION

JUDICIAL RESOURCES

- Scheduling
- Use of Active Retired Justices and Judges

COURT APPOINTED SPECIAL ADVOCATE (CASA) PROGRAM

COURT AUTOMATION

COUNTY LAW LIBRARIES

JUDICIAL DEPARTMENT WORK ON STATE COMMISSIONS

- Legislature's Appropriations Sub-Committee
- Supreme Judicial Court Relocation Commission

LEGISLATIVE HIGHLIGHTS

- Overview
- Listing

COMMITTEES OF THE JUDICIAL DEPARTMENT

- Committee Listing
- Committee Membership

FINANCIAL INFORMATION

The Judicial Department operates from the State general funds which are appropriated by the Legislature. It also administers several grants from public sources. The expenditure and revenue data are presented for the State fiscal year ended June 30th.

Expenditures

Judicial Department expenditures for FY'86 totaled \$19,683,623, representing a 20.2% increase over the previous year. The following is a summary of expenditures by Department subdivision:

COMPARATIVE EXPENDITURE SUMMARY FOR FISCAL
YEARS ENDED JUNE 30TH

TABLE F-1

| SUBDIVISION | FY 1985 | FY 1986 | % OF CHANGE |
|---|--------------|--------------|----------------|
| Supreme Judicial Court | \$1,642,261 | \$1,633,938 | -0.5 |
| Superior Court (a) | 7,033,064 | 7,674,554 | 9.1 |
| District Court | 7,806,744 | 8,709,312 | 11.6 |
| Administrative Court | 243,363 | 228,212 | -6.2 |
| Administrative Office of the Courts (b) | 716,044 | 778,073 | 8.7 |
| Court Automation | - | 266,547 | - |
| Special Projects (c) | 30,321 | 46,912 | 54.7 |
| Other Department Activities | 292,016 | 339,068 | 16.1 |
| Judicial Council | 6,030 | 7,007 | 16.2 |
| TOTAL | \$17,769,843 | \$19,683,623 | 10.8 |

(a) As in prior years, statutory payments to county law libraries have been included within Superior Court expenditures.

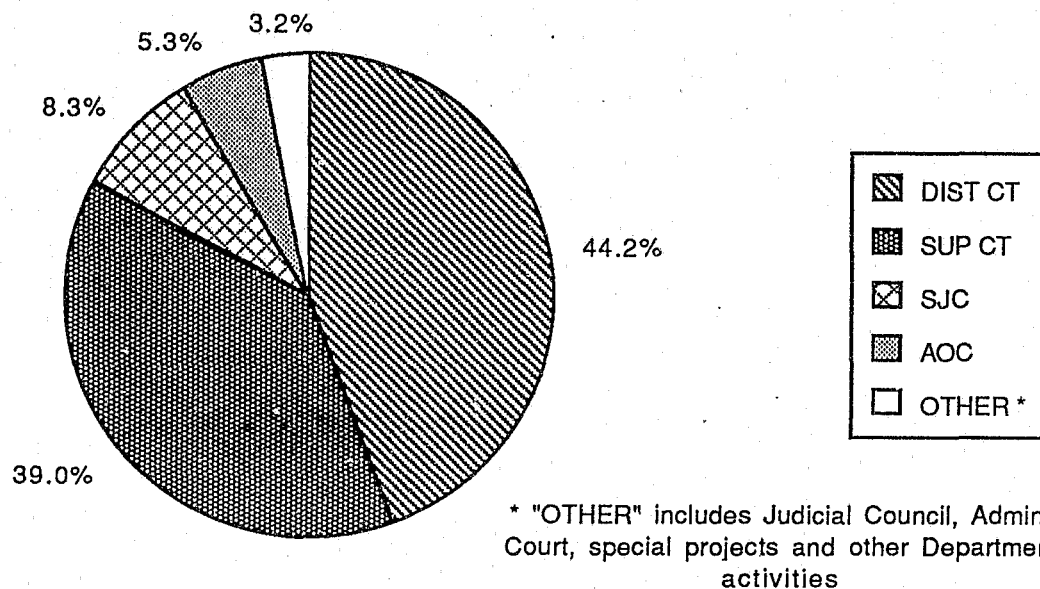
(b) Court automation is included in the Administrative Office of the Courts' subdivision, but is itemized above.

(c) Special Projects which were administered with federal monies during the fiscal year were as follows:

| | |
|--------------------|----------|
| - Court Automation | \$31,412 |
| - CASA | \$15,500 |

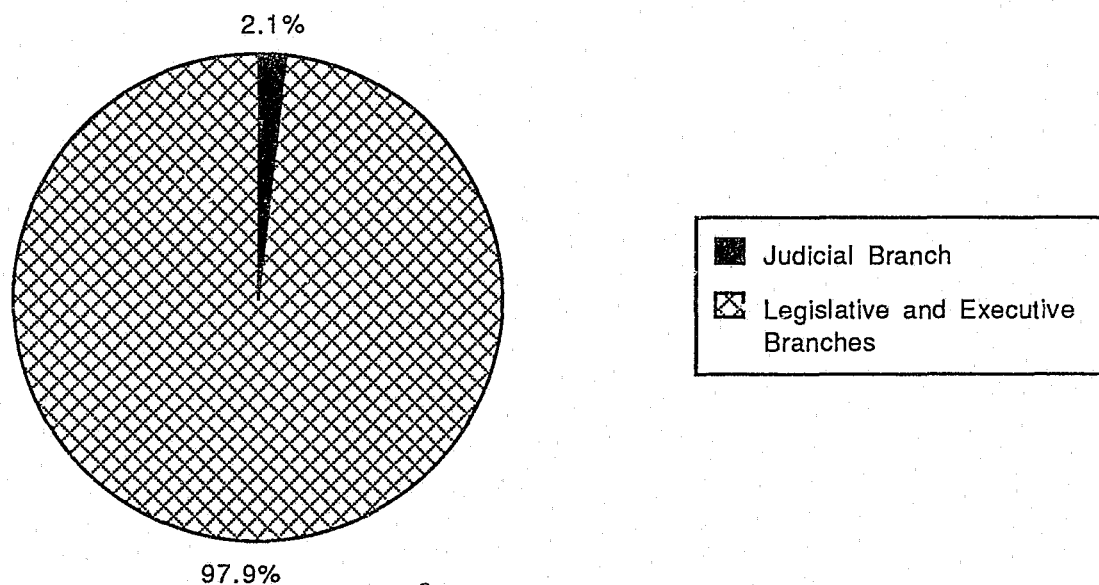
GRAPH F-2

EXPENDITURES BY SUBDIVISION



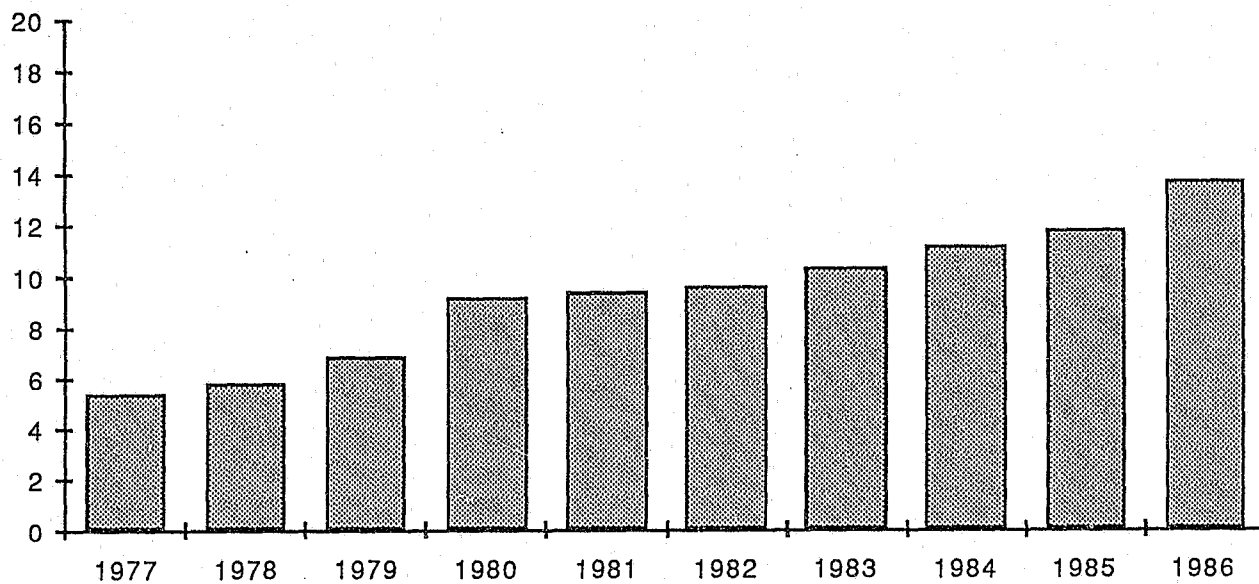
GRAPH F-3

JUDICIAL BRANCH PERCENTAGE OF STATE EXPENSES



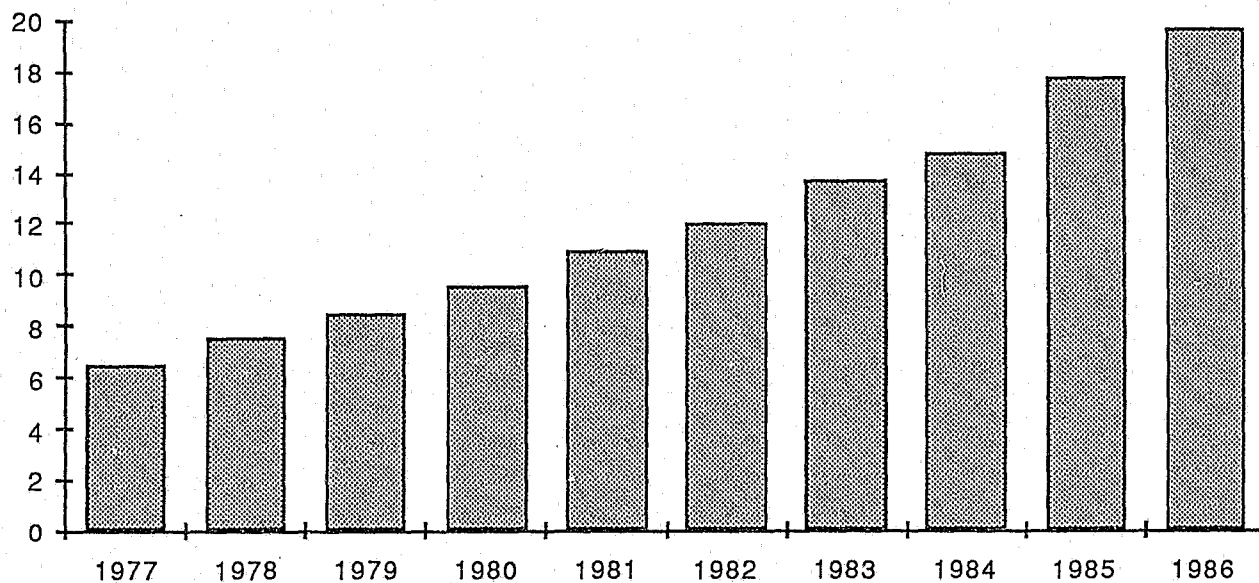
REVENUE

\$ IN MILLIONS



EXPENDITURES

\$ IN MILLIONS



Judicial Department Expenditures by Category -- FY'86

TABLE F-5

| | Expenditures | % of Total | % of Total |
|-------------------------|--------------|------------|------------|
| PERSONAL SERVICES: | \$9,417,648 | | 48.0 |
| ALL OTHER: | | | |
| Court Appointed Counsel | 1,962,178 | 20.0 | |
| Pensions | 1,290,029 | 13.1 | |
| Traverse Jury Costs | 1,133,717 | 11.5 | |
| Leases | 835,585 | 8.5 | |
| * Court Officers | 699,936 | 7.1 | |
| * Medical Services | 402,464 | 4.1 | |
| * Witness Fees | 384,495 | 3.9 | |
| Telephone | 345,516 | 3.5 | |
| * Bailiffs | 332,588 | 3.4 | |
| In-State Travel | 322,873 | 3.3 | |
| Postage | 301,870 | 3.1 | |
| * Mediators | 204,159 | 2.1 | |
| Printing/Binding | 192,812 | 2.0 | |
| County Law Libraries | 189,085 | 1.9 | |
| Photocopying | 133,105 | 1.4 | |
| Grand Jury Costs | 132,323 | 1.3 | |
| Office Supplies | 131,201 | 1.3 | |
| Books | 106,740 | 1.1 | |
| * Transcript Costs | 100,322 | 1.0 | |
| Misc. Professional Fees | 89,732 | 0.9 | |
| * Investigators | 73,540 | 0.7 | |
| * Other | 459,568 | 4.7 | |
| Total All Other | \$9,823,838 | 100.0 | 50.0 |
| CAPITAL: | \$395,226 | | 2.0 |
| TOTAL EXPENDITURES ** | \$19,636,712 | | 100.0 |

* Definitions

Court Officers--payments to county sheriffs to provide security in Superior Court and to county sheriffs and municipal police departments to serve as court complaint officers in District Court.

Medical Services: psychiatric examinations and testimony under the following circumstances: involuntary hospitalization of mentally ill and mentally retarded individuals in District Court cases; periodic review of mentally ill individuals and re-certification of mentally retarded individuals in District Court cases; indigent criminal defendants; and any other criminal defendants upon order of the judge, in Superior Court and District Court cases.

Witness Fees--payments to municipal police departments, county sheriffs, state police and the State Department of Inland Fisheries and Wildlife to serve as witnesses for the prosecution in District Court cases and for indigent defendants in Superior Court and District Court cases, and to private citizens serving as witnesses in any case.

Bailiffs--payments to county sheriffs and municipal police departments to provide security in the District Court.

Mediators--only includes fees paid to mediators; does not include mediators' travel and Court Mediation Service operational expenses.

Transcript Costs--transcript costs for indigent defendants.

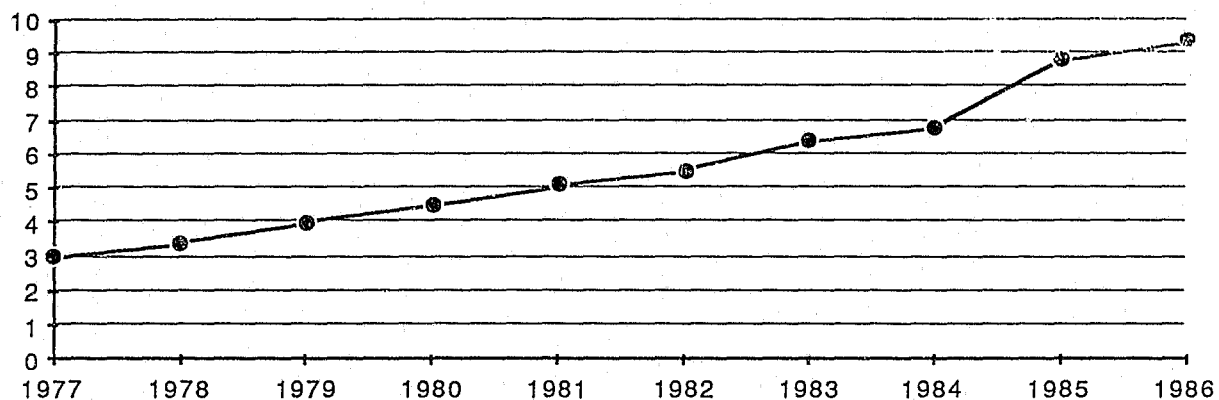
Investigators--investigators in indigent defense cases.

Other--data processing, casual labor, complaint justices, research services, analysis and lab services, out-of-state travel, utilities, rent and repairs to equipment, subscriptions, dues, janitorial services, clothing, miscellaneous and minor equipment, training, and disability compensation.

** Does not include special projects administered with federal monies.

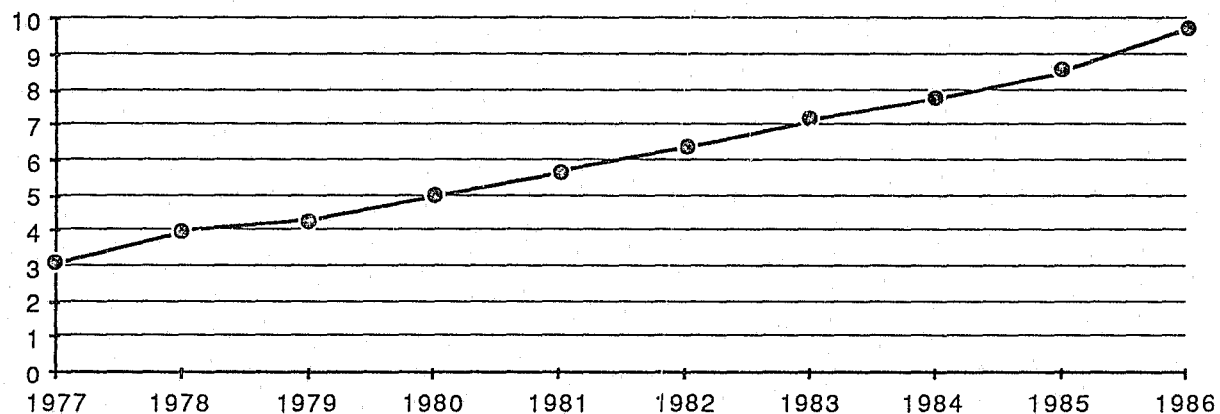
PERSONAL SERVICES EXPENDITURES

\$ IN MILLIONS



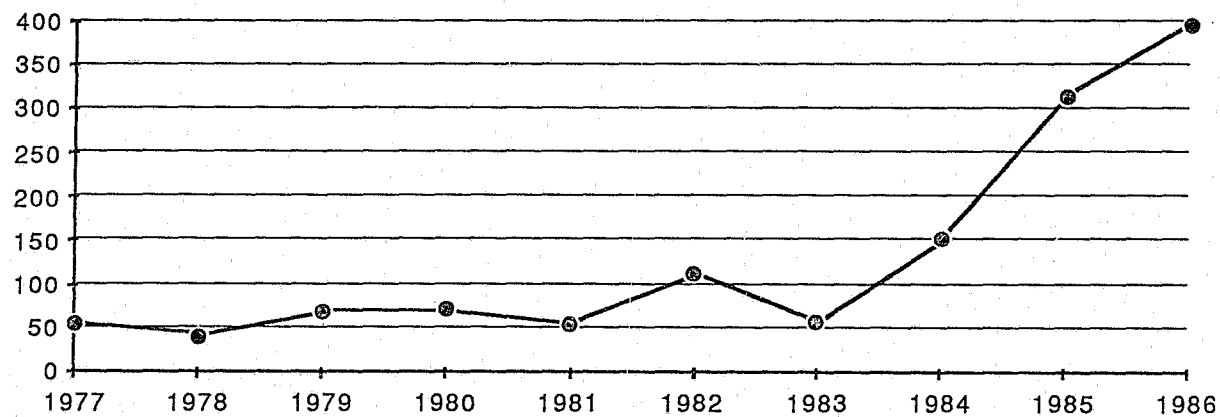
ALL OTHER EXPENDITURES

\$ IN MILLIONS



CAPITAL EXPENDITURES

\$ IN THOUSANDS



Revenue

Judicial Department gross revenue for FY'86 totaled \$13,754,938. Table F-7 below identifies a source breakdown of that revenue for FY'82 through FY'86. Revenue and percent change by Superior Court locations is shown on Table F-8. Revenue and percent change by the District Court locations, including the Administrative Court, is shown on Table F-9.

All funds collected by the Judicial Department, except project grants, go into the State general fund. A relatively small proportion of these funds consist of fines for specific violations of law which are dedicated to certain agencies. A comparative summary of dedicated fines by fiscal year is also shown below:

COMPARATIVE REVENUE SUMMARY FOR FISCAL YEARS ENDED JUNE 30TH

TABLE F-7

| REVENUE | 1982 | 1983 | % CHG. '82-'83 | 1984 | % CHG. '83-'84 | 1985 | % CHG. '84-'85 | 1986 | % CHG. '85-'86 |
|---|--------------|--------------|-------------------|---------------|-------------------|---------------|-------------------|---------------|-------------------|
| SUPERIOR COURT | \$775,015 | \$731,544 | -5.6 | \$853,819 | 16.7 | \$813,446 | -4.7 | \$1,243,496 | 52.9 |
| DISTRICT COURT | 8,759,009 | 9,599,392 | 9.6 | 10,179,071 | 6.0 | 10,813,447 | 6.2 | 12,273,563 | 13.5 |
| ADMIN. COURT | 72,903 | 50,113 | -31.3 | 119,461 | 138.4 | 93,002 | -22.1 | 82,932 | -10.8 |
| MISCELLANEOUS | 31,801 | 34,121 | 7.3 | 65,043 | 90.6 | 84,416 | 29.8 | 154,947 | 83.6 |
| TOTAL REVENUE | \$9,638,728 | \$10,415,170 | 8.1 | \$11,217,394 | 7.7 | \$11,804,311 | 5.2 | \$13,754,938 | 16.5 |
| LESS: DEDICATED REVENUE | | | | | | | | | |
| DEPT. OF TRANSPORTATION | \$407,627 | \$484,685 | | \$593,477 | | \$626,304 | | \$665,145 | |
| DEPT. OF INLAND FISH- ERIES AND WILDLIFE | 274,830 | 258,016 | | 276,607 | | 277,057 | | 345,978 | |
| PUBLIC UTIL. COMM./ TRANS. SAFETY FUND | 76,032 | 80,014 | | 123,106 | | 126,002 | | 118,720 | |
| MUNICIPALITIES | 44,127 | 48,089 | | 44,212 | | 58,636 | | 49,631 | |
| DEPT. OF AGRICULTURE | 20 | 0 | | 450 | | 50 | | 0 | |
| DEPT. OF CONSERVATION | 4,955 | 5,800 | | 2,990 | | 2,527 | | 2,580 | |
| MISC. AGENCIES | 4,759 | 4,405 | | 5,703 | | 5,079 | | 5,929 | |
| TOTAL DEDICATED REVENUE | \$ (812,350) | \$ (881,009) | | \$(1,046,545) | | \$(1,095,685) | | \$(1,187,983) | |
| NET GENERAL FUND REVENUE | \$ 8,826,378 | \$ 9,534,161 | | \$10,170,849 | | \$10,708,626 | | \$12,566,955 | |
| REVENUE FOR SPECIAL PROJECTS | \$124,514 | \$0 | | \$39,192 | | \$0 | | \$71,469 | |

Note: This information is prepared on a cash basis and does not take into consideration any accruals.

COMPARATIVE REVENUE SUMMARY FOR SUPERIOR COURT LOCATIONS
FOR FISCAL YEARS ENDED JUNE 30TH

TABLE F-8

| COURT | LOCATION (City/Town) | 1982 REVENUE | 1983 REVENUE | % CHG. '82-'83 | 1984 REVENUE | % CHG. '83-'84 | 1985 REVENUE | % CHG. '84-'85 | 1986 REVENUE | % CHG. '85-'86 |
|--------------|-------------------------|-----------------|-----------------|-------------------|-----------------|-------------------|-----------------|-------------------|-----------------|-------------------|
| ANDROSCOGGIN | Auburn | \$24,845 | \$58,048 | 133.6 | \$62,391 | 7.5 | \$49,938 | -20.0 | \$91,415 | 83.1 |
| AROCSTOCK | Houlton | 50,166 | 51,863 | 3.4 | 61,360 | 18.3 | 52,827 | -13.9 | 64,378 | 21.9 |
| CUMBERLAND | Portland | 130,414 | 135,205 | 3.7 | 146,680 | 8.5 | 162,269 | 10.6 | 253,520 | 56.2 |
| FRANKLIN | Farmington | 41,470 | 32,000 | -22.8 | 29,934 | -6.5 | 32,517 | 8.6 | 52,129 | 60.3 |
| HANCOCK | Ellsworth | 30,650 | 25,148 | -18.0 | 23,289 | -7.4 | 18,252 | -21.6 | 39,974 | 119.0 |
| KENNEBEC | Augusta | 58,674 | 76,655 | 30.6 | 96,300 | 25.6 | 48,701 | -49.4 | 115,640 | 137.4 |
| KNOX | Rockland | 35,375 | 34,880 | -1.4 | 62,216 | 78.4 | 46,844 | -24.7 | 74,142 | 58.2 |
| LINCOLN | Wiscasset | 31,784 | 22,433 | -29.4 | 23,940 | 6.7 | 37,341 | 56.0 | 53,826 | 44.1 |
| OXFORD | South Paris | 25,129 | 23,683 | -5.8 | 23,416 | -1.1 | 32,927 | 40.6 | 41,080 | 24.8 |
| PENOBSCOT | Bangor | 46,929 | 71,179 | 51.7 | 74,249 | 4.3 | 65,362 | -12.0 | 109,865 | 68.1 |
| PISCATAQUIS | Dover-Fox. | 46,949 | 7,183 | -84.7 | 10,074 | 40.2 | 9,676 | -4.0 | 14,455 | 49.4 |
| SAGadahoc | Bath | 14,586 | 19,712 | 35.1 | 24,328 | 23.4 | 37,451 | 53.9 | 29,698 | -20.7 |
| SOMERSET | Skowhegan | 141,705 | 74,244 | -47.6 | 81,433 | 9.7 | 92,516 | 13.6 | 107,706 | 16.4 |
| WALDO | Belfast | 11,153 | 12,875 | 15.4 | 19,078 | 48.2 | 30,778 | 61.3 | 25,979 | -15.6 |
| WASHINGTON | Machias | 21,413 | 23,453 | 9.5 | 22,618 | -3.6 | 17,169 | -24.1 | 25,936 | 51.1 |
| YORK | Alfred | 63,773 | 62,983 | -1.2 | 92,513 | 46.9 | 78,878 | -14.7 | 143,783 | 82.3 |
| TOTAL | | \$775,015 | \$731,544 | -5.6 | \$853,819 | 16.7 | \$813,446 | -4.7 | \$1,243,496 | 52.9 |

COMPARATIVE REVENUE SUMMARY FOR DISTRICT COURT AND ADMINISTRATIVE COURT
FOR FISCAL YEARS ENDED JUNE 30TH

TABLE F-9

| COURT | 1982 REVENUE | 1983 REVENUE | % CHG. '82-'83 | 1984 REVENUE | % CHG. '83-'84 | 1985 REVENUE | % CHG. '84-'85 | 1986 REVENUE | % CHG. '85-'86 |
|-------------------------|-----------------|-----------------|-------------------|-----------------|-------------------|-----------------|-------------------|-----------------|-------------------|
| AUGUSTA | \$660,189 | \$637,172 | -3.5 | \$600,443 | -5.8 | \$696,824 | 16.0 | \$864,544 | 24.1 |
| BANGOR | 591,413 | 696,147 | 17.7 | 702,044 | 0.8 | 837,028 | 19.2 | 938,575 | 12.1 |
| BAR HARBOR | 45,424 | 56,718 | 24.9 | 57,846 | 2.0 | 73,863 | 27.7 | 69,944 | -5.3 |
| BATH | 231,556 | 252,001 | 8.8 | 236,112 | -6.3 | 201,857 | -14.5 | 219,098 | 8.5 |
| BELFAST | 171,125 | 153,893 | -10.1 | 148,924 | -3.2 | 147,521 | -0.9 | 189,945 | 28.8 |
| BIDDEFORD | 584,889 | 576,567 | -1.4 | 672,031 | 16.6 | 795,705 | 18.4 | 1,024,056 | 28.7 |
| BRIDGTON | 109,260 | 130,692 | 19.6 | 80,968 | -38.0 | 141,416 | 74.7 | 122,822 | -13.1 |
| BRUNSWICK | 381,213 | 417,954 | 9.6 | 439,182 | 5.1 | 347,111 | -21.0 | 368,851 | 6.3 |
| CALAIS | 90,134 | 134,619 | 49.4 | 136,957 | 1.7 | 146,002 | 6.6 | 133,329 | -8.7 |
| CARIBOU | 84,759 | 156,257 | 84.4 | 96,832 | -38.0 | 142,546 | 47.2 | 144,499 | 1.4 |
| DOVER-FOXCOR. | 126,817 | 147,651 | 16.4 | 147,714 | 0.0 | 157,518 | 6.6 | 159,848 | 1.5 |
| ELLSWORTH | 193,658 | 307,758 | 58.9 | 356,131 | 15.7 | 343,646 | -3.5 | 276,740 | -19.5 |
| FARMINGTON | 236,886 | 288,931 | 22.0 | 271,938 | -5.9 | 262,602 | -3.4 | 277,317 | 5.6 |
| FORT KENT | 70,900 | 63,569 | -10.3 | 70,079 | 10.2 | 70,253 | 0.2 | 73,597 | 4.8 |
| HOULTON | 223,266 | 196,224 | -12.1 | 144,457 | -26.4 | 155,975 | 8.0 | 141,728 | -9.1 |
| KITTERY | 451,280 | 524,234 | 16.2 | 711,739 | 35.8 | 747,229 | 5.0 | 880,090 | 17.8 |
| LEWISTON | 558,974 | 596,222 | 6.7 | 635,691 | 6.6 | 668,406 | 5.1 | 814,686 | 21.9 |
| LINCOLN | 132,663 | 154,423 | 16.4 | 145,050 | -6.1 | 198,703 | 37.0 | 172,309 | -13.3 |
| LIVERMORE FLS. | 55,428 | 64,414 | 16.2 | 119,449 | 85.4 | 69,441 | -41.9 | 62,824 | -9.5 |
| MACHIAS | 79,892 | 116,605 | 46.0 | 115,153 | -1.2 | 111,867 | -2.9 | 132,519 | 18.5 |
| MADAWASKA | 54,837 | 52,583 | -4.1 | 40,729 | -22.5 | 45,818 | 12.5 | 66,135 | 44.3 |
| MILLINOCKET | 108,829 | 89,036 | -18.2 | 123,036 | 38.2 | 127,046 | 3.3 | 129,761 | 2.1 |
| NEWPORT | 160,866 | 170,738 | 6.1 | 161,742 | -5.3 | 214,455 | 32.6 | 224,544 | 4.7 |
| PORTLAND | 1,598,275 | 1,627,984 | 1.9 | 1,861,984 | 14.4 | 1,806,914 | -3.0 | 2,259,729 | 25.1 |
| PRESQUE ISLE | 189,372 | 204,829 | 8.2 | 231,123 | 12.8 | 246,809 | 6.8 | 240,693 | -2.5 |
| ROCKLAND | 227,957 | 215,682 | -5.4 | 253,663 | 17.6 | 306,925 | 21.0 | 294,987 | -3.9 |
| RUMFORD | 158,428 | 155,993 | -1.5 | 148,096 | -5.1 | 167,603 | 13.2 | 166,552 | -0.6 |
| SKOWHEGAN | 397,200 | 453,657 | 14.2 | 457,515 | 0.9 | 464,443 | 1.5 | 490,414 | 5.6 |
| SOUTH PARIS | 86,578 | 84,156 | -2.8 | 102,350 | 21.6 | 119,519 | 16.8 | 143,915 | 20.4 |
| SPRINGVALE | 216,810 | 277,422 | 28.0 | 279,745 | 0.8 | 335,978 | 20.1 | 378,356 | 12.6 |
| VAN BUREN | 21,219 | 13,941 | -34.3 | 12,945 | -7.1 | 14,606 | 12.8 | 13,298 | -9.0 |
| WATERVILLE | 259,381 | 353,435 | 36.3 | 420,567 | 19.0 | 422,807 | 0.5 | 545,192 | 28.9 |
| WISCASSET | 199,532 | 227,885 | 14.2 | 196,836 | -13.6 | 225,211 | 14.4 | 252,666 | 12.2 |
| TOTAL | \$8,759,010 | \$9,599,392 | 9.6 | \$10,179,071 | 6.0 | \$10,713,447 | 6.2 | \$12,273,563 | 13.5 |
| ADMINISTRATIVE COURT | | | | | | | | | |
| PORTLAND | \$72,903 | \$50,113 | -31.3 | \$119,461 | 138.4 | \$93,002 | -22.1 | \$82,932 | -10.8 |
| GRAND TOTAL | \$8,831,913 | \$9,649,505 | 9.3 | \$10,298,532 | 6.7 | \$10,906,449 | 5.9 | \$12,356,495 | 13.3 |

District Court Building Fund

Pursuant to 4 MRSA §163(3), \$3,000 per month is transferred from the District Court appropriations to the District Court Building Fund. This fund is "to be used solely for the building, remodeling and furnishing of quarters for the District Court.....". Monies in this fund are carried forward from year to year.

The balance forward from fiscal year 1985 was \$72,964. The addition of \$36,000 from the appropriation and \$4,800 from the Bureau of Public Improvement for fiscal year 1986 brought the total available fund to \$113,764. Of this amount \$23,285 was spent during the year to replace equipment and for renovations in Portland, Brunswick, Lewiston, Augusta and Ellsworth court locations, leaving a year-end balance of \$90,479.

COURT STRUCTURE

History

Until separation in 1820, Maine was a part of Massachusetts and therefore included in the Massachusetts court system. However, in 1820, Article VI, Section I of the new Maine Constitution established the judicial branch of government stating: "The judicial power of the State shall be vested in a Supreme Judicial Court, and such other courts as the Legislature shall from time to time establish". From the start of statehood, the Supreme Judicial Court was both a trial court and an appellate court or "Law Court". The new State of Maine also adopted the same lower court structure as existed in Massachusetts, and the court system remained unchanged until 1852. The Court Reorganization Act of 1852 increased the jurisdiction of the Supreme Judicial Court to encompass virtually every type of case, increased the number of justices and authorized the justices to travel in circuits. The Probate Courts were created in 1820 as county-based courts and have remained so to date.

The next major change in the system came in 1929, when the Legislature created the statewide Superior Court to relieve the overburdened Supreme Judicial Court. Meanwhile, the lower courts continued to operate much as they always had until 1961 when the municipal courts and the trial justices system was abolished and the new District Court created. The most recent change to the Maine Judicial System occurred in 1978 with the addition of the Administrative Court.

Supreme Judicial Court and Law Court

The Supreme Judicial Court is the governing body of the Judicial Department and, sitting as the Law Court, it is the court of final appeal. The Law Court hears appeals of civil and criminal cases from the Superior Court, appeals from final judgments, orders and decrees of the Probate Court, appeals of decisions of the Public Utilities Commission and the Workers Compensation Commission's Appellate Division, appeals from the District Court in parental rights termination and foreclosure cases, interlocutory criminal appeals from the District and Superior Courts, and appeals of decisions of a single justice of the Supreme Judicial Court. A justice of the Supreme Judicial Court has jurisdiction to hear, with his consent, non-jury civil actions, except divorce or annulment of marriage, and can be assigned by the chief justice to sit in the Superior Court to hear cases of any type, including post-conviction matters and jury trials. In addition, single justices handle both admission to the bar and bar disciplinary proceedings. The justices of the Supreme Judicial Court make decisions regarding legislative apportionment and render advisory opinions concerning important questions of law on solemn occasions when requested by the governor, Senate or House of Representatives. Three members of the Supreme Judicial Court, appointed by the chief justice, serve as the Appellate Division for the review of criminal sentences of one year or more.

By statute, the chief justice is head of the Judicial Department, and the Supreme Judicial Court has general administrative and supervisory authority over the Judicial Department.

The Supreme Judicial Court has seven members: the chief justice and six associate justices. The justices are appointed by the governor for seven-year terms, with the consent of the Legislature. The court determines the number, time and place of its terms depending on the volume of cases. The court sits in Portland four times a year and in Bangor twice a year. Each term runs from two to three weeks and handles from 50 to 60 cases.

Upon retirement, a Supreme Judicial Court justice may be appointed an active retired justice by the governor for a seven-year term, with the consent of the Legislature. On assignment by the chief justice, an active retired justice has the same authority as an active justice, and may sit in either the Supreme Judicial Court or the Superior Court. As of the end of 1986, there were three active retired justices of the Supreme Judicial Court.

Superior Court

The Superior Court was created by the Legislature in 1929 as Maine's trial court of general jurisdiction. The court has original jurisdiction over all matters (either exclusively or concurrently with other courts) that are not within the exclusive jurisdiction of the District Court. This is the only court in which civil and criminal jury trials are held. In addition, justices of this court hear appeals on questions of law from the District Court and from the Administrative Court.

There are 16 justices of the Superior Court who hold sessions of the Court in each of the 16 counties. The justices are appointed by the governor for seven-year terms, with the consent of the Legislature. A single justice is designated by the chief justice of the Supreme Judicial Court to serve as the chief justice of the Superior Court.

Upon retirement, a Superior Court Justice may be appointed an active retired justice by the governor for a seven year term, with the consent of the Legislature. On assignment by the Superior Court chief justice, an active retired justice has the same authority as an active justice. As of the end of 1986, there were two active retired justices of the Superior Court.

District Court

The District Court was created by the Legislature in 1961 as Maine's court of limited jurisdiction. The court has original jurisdiction in non felony criminal cases, traffic infractions and civil violations, can accept guilty pleas in felony cases and conducts probable cause hearings in felony cases. The court has concurrent jurisdiction with the Superior Court in divorce, non equitable civil cases involving not more than \$30,000, and also may grant equitable relief in cases of unfair trade practices and in cases involving local land use violations. In practice, the District Court hears virtually all child abuse and neglect cases, termination of parental rights cases, protection from abuse cases, and cases involving local land use violations. The District Court is the small claims court (for cases involving not more than \$1400) and the juvenile court. In addition, the court hears mental health, forcible entry and detainer, quiet title and foreclosure cases. It is the only court available for the enforcement of money judgments.

There are 23 judges in the District Court; the chief judge, who is designated by the chief justice of the Supreme Judicial Court, 8 judges-at-large who serve throughout the state, and 15 resident judges (including the chief judge) who sit principally within the districts where they live. The judges are appointed by the governor for seven-year terms, with the consent of the Legislature. On assignment by the chief justice of the Supreme Judicial Court, District Court judges may also sit in the Superior Court.

Upon retirement, a District Court judge may be appointed an active retired judge by the governor for a seven-year term, with the consent of the Legislature. On assignment by the chief judge, an active retired judge has the same authority as an active judge. As of the end of 1986, there were five active retired judges of the District Court.

Administrative Court

The Administrative Court was created by the Legislature in 1973 and became a part of the Judicial Department in 1978. Prior thereto, the Administrative Court had jurisdiction over suspension and revocation of licenses by a specific list of executive agencies. Effective July 1, 1978, the Legislature substantially expanded the jurisdiction of the Administrative Court. Other than in emergency situations, the Administrative Court was granted exclusive jurisdiction upon complaint of an agency or, if the licensing agency fails or refuses to act within a reasonable time, upon complaint of the Attorney General, to revoke or suspend licenses issued by the agency, and original jurisdiction upon complaint of a licensing agency to determine whether renewal or issuance of a license of that agency may be refused. Effective in 1983, the Administrative Court also has exclusive jurisdiction to hear appeals from disciplinary decisions of the Real Estate Commission.

There are two judges of the Administrative Court; the Administrative Court judge and the Associate Administrative Court judge. The judges must be lawyers and are appointed by the governor for seven-year terms, with the consent of the Legislature. On assignment by the chief justice of the Supreme Judicial Court, Administrative Court judges regularly sit in the District Court and in the Superior Court, almost exclusively in Portland.

STATE COURT CASELOAD SUMMARY

Caseloads throughout Maine's state court system have undergone significant changes during the past several years. There are characteristic differences in 1986 court caseload compared to that of the 1970's, but these changes are difficult to quantify. For instance, statistics cannot demonstrate the degree to which civil litigation has become increasingly complex, and it is often impossible to document the actual impact of new legislation each year. Nonetheless, the statistics summarized on the following page and detailed in the appendices to this report should provide one with a basic understanding of state court caseload.

In the Law Court, the state's highest appellate court, incoming filings remained virtually stable in 1986 compared to last year. There were a total of 520 cases filed and 501 cases disposed of. In cases for which opinions were written, the average time from notice of appeal to final disposition by the Law Court was 8.6 months. The court wrote 139 opinions in criminal cases and 181 opinions in civil cases. 1986 saw a dramatic speed-up in the justices' work; only 57.5 days were required for a case to proceed from oral argument to disposition, a significant decrease from the 87.9 day average in 1985.

The Superior Court is the state's court of general jurisdiction. There were 17,716 cases filed in 1986, of which 30% were civil cases. Statewide, 1986 is the fifth consecutive year in which civil dispositions exceeded civil filings, resulting in the lowest level of pending caseload in recent history. As of the end of 1986, the average civil case had required 529 days to reach disposition, a reduction from the 562 day average the previous year. Of the 5,974 dispositions during 1986, over one-half were dismissed upon agreement of the parties (Rule 41(a)). The 221 civil jury trials accounted for 3.7% of all dispositions. It took an average of 2.4 years for a civil case to reach jury trial during 1986, a marked reduction from the 2.8 years required last year.

The number of criminal filings in the Superior Court rose to an all-time high of 11,094 in 1986, a 5% increase over the record previously set in 1985. Although dispositions rose by over 12%, the 10,586 dispositions still fell short of incoming filings, resulting in a pending caseload of over 7,100 cases. It should be noted, though, that 29% of all pending criminal cases are pending as a result of outstanding warrants of arrest. About one-half of all criminal case filings were transfers from the District Court involving Class D and Class E proceedings. Cases involving murder, Class A, Class B and Class C crimes (formerly classified as felonies) constituted 31% of the state's criminal caseload. A total of 56% of all dispositions were convictions, while dismissals by either the court or the District Attorney accounted for 28%. Of the 6,089 convictions, 93% were by plea of guilty. The 472 criminal jury trials accounted for 4% of all criminal dispositions.

The state's major court of limited jurisdiction is the District Court. This court has witnessed large increase in caseload during the past year, reaching an all-time high of over 268,000 filings, an 8% increase over 1985. Civil violations and traffic infractions, the case category responsible for 46% of the Court's caseload, totaled 123,352--14% more than the number filed in 1985. Other types of cases rising to unprecedented levels in 1986 included family abuse, small claims and criminal cases.

The Administrative Court has jurisdiction over the suspension and revocation of administrative agency licenses. Almost all of this Court's caseload originates from the Bureau of Liquor Enforcement. In 1986, there were a total of 364 filings in the Administrative Court, a 31% increase over the level reported last year.

STATE COURT CASELOAD SUMMARY

| Calendar Year | 1980 | 1981 | 1982 | 1983 | 1984 | 1985 | 1986 |
|-----------------------------|---------|---------|---------|---------|---------|---------|---------|
| LAW COURT | | | | | | | |
| Filings | 513 | 521 | 478 | 486 | 513 | 518 | 520 |
| Dispositions | 384 | 549 | 468 | 480 | 493 | 520 | 501 |
| SUPERIOR COURT | | | | | | | |
| Filings | 17,255 | 17,306 | 16,898 | 16,704 | 15,520 | 17,777 | 17,716 |
| Dispositions | 16,579 | 16,611 | 15,851 | 16,991 | 16,737 | 16,728 | 17,660 |
| DISTRICT COURT | | | | | | | |
| Filings | 231,157 | 228,523 | 215,471 | 227,920 | 220,717 | 248,869 | 268,355 |
| Dispositions | 222,261 | 226,092 | 215,270 | 224,496 | 213,217 | 235,635 | 256,825 |
| ADMINISTRATIVE COURT | | | | | | | |
| Filings | 330 | 311 | 285 | 349 | 422 | 278 | 364 |
| Dispositions | 258 | 298 | 307 | 320 | 424 | 290 | 378 |
| TOTAL CASELOAD | | | | | | | |
| Filings | 249,255 | 246,661 | 233,132 | 245,459 | 237,172 | 267,442 | 286,955 |
| Dispositions | 239,482 | 243,550 | 231,896 | 242,287 | 230,871 | 253,173 | 275,364 |

MAINE JUDICIAL COUNCIL

As set forth in 4 M.R.S.A. § 451, the purpose of the Judicial Council is to "make a continuous study of the organization, rules, and methods of procedures and practices of the judicial system of the State, the work accomplished, and the results produced by that system and its various parts."

The council consists of the following members: the chief justice of the Supreme Judicial Court (chairman, ex officio), the attorney general, the chief justice of the Superior Court, the chief judge of the District Court, the dean of the University of Maine Law School, an active or retired justice of the Supreme Judicial Court, one justice of the Superior Court, one judge of the District Court, one judge of a Probate Court, one clerk of courts, two lawyers, and six laypersons, the latter to be appointed by the governor for such periods not exceeding four years, as he may determine. The executive secretary, by contract, provides all executive services to the council.

The full council met on four occasions during 1986. It continued to press for probate reform during the legislative session, sponsoring its own measure, L.D. 1250, and working with the sponsors of L.D. 2402, a bill that resulted from the work of the Family Matters in Court Commission. Unfortunately, neither bill was enacted. Later in the year, the Council voted to again recommend probate reform to the Legislature.

During 1986, the Council was involved with or monitoring proposals to relocate the Supreme Judicial Court to Augusta, to commemorate the bicentennial of the United States Constitution, and to study the compensation of court-appointed counsel by the Maine State Bar Association's Commission on Court Appointments. In addition, a Council committee prepared a final draft of a Citizen's Guide to the Maine Courts and was seeking funding for its publication at year's end. The Council also continued to work for legislative enactment of a bill to strengthen the state's powers to collect overdue fines.

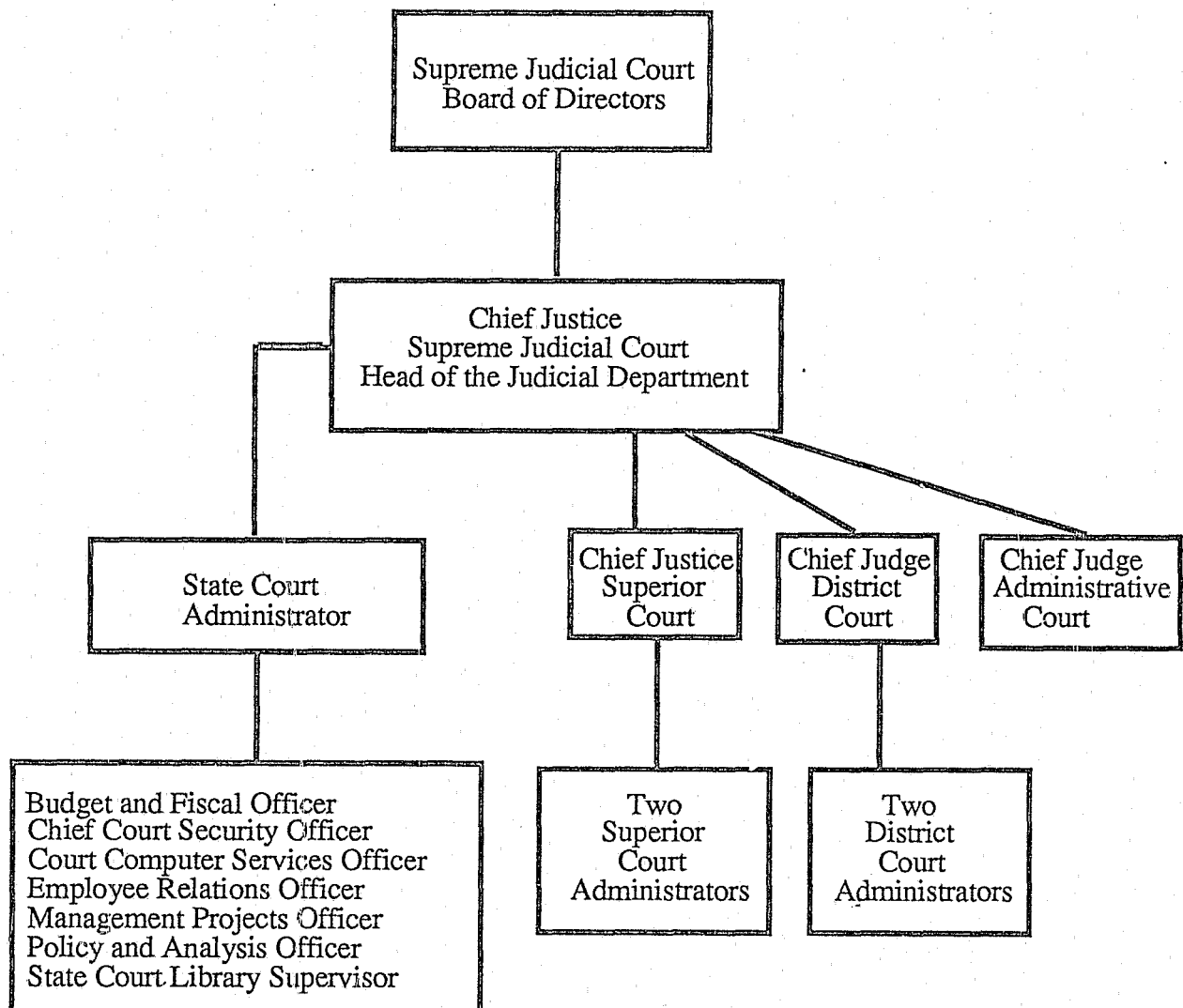
Members of the Maine Judicial Council

Chief Justice Vincent L. McKusick, chair
Associate Justice Robert W. Clifford, Supreme Judicial Court
Chief Justice Morton A. Brody, Superior Court
Justice Herbert T. Silsby, II
Chief Judge Bernard M. Devine
Deputy Chief Judge Alan C. Pease
Probate Judge James P. Dunleavy
Jean Childs
Maurice Harvey, Director, Criminal Justice Academy
Perry M. Hudson
Martin Magnusson, Warden, Maine State Prison
Eugene Mawhinney, Professor, University of Maine, Orono
Joyce M. Page, Superior Court Clerk, Waldo County
Peter J. Rubin, Esq.
Attorney General James E. Tierney
Fredda F. Wolf, Esq.
Francis P. Woodhead, Chief, Bangor Police Department
L. Kirvin Wroth, Dean, University of Maine Law School
Executive Secretary:
Murrrough H. O'Brien, Esq.

COURT ADMINISTRATION

The administrative structure of the Maine Judicial Department is similar to that of a corporation. The Supreme Judicial Court serves as the Department's "board of directors" and by statute has general administrative and supervisory authority over the Department. This authority is exercised by promulgating rules, issuing administrative orders, establishing policies and procedures, and generally advising the chief justice. The chief justice is designated as head of the Judicial Department and is assisted by the state court administrator. Each of the four operating courts has a single administrative head, responsible to the chief justice, who also heads the Law Court. The chief justice in the Superior Court and the chief judge in the District Court are each assisted by two court administrators. All three chiefs, together with the state court administrator, the trial court administrators, and some members of the Administrative Office of the Courts, meet at least every other month to address administrative and policy issues, although each court's chief meets with his respective administrators on a more frequent basis.

JUDICIAL DEPARTMENT MANAGEMENT STRUCTURE



ADMINISTRATIVE OFFICE OF THE COURTS

The Administrative Office of the Courts was created in 1975. The office is directed by the state court administrator who is appointed by and serves at the pleasure of the chief justice. The Administrative Office staff is appointed by the state court administrator with the approval of the chief justice, and includes the following positions:

- Accountant
- Accounting Clerks (3)
- Budget and Fiscal Officer
- Chief Court Security Officer
- Court Computer Services Officer
- Employee Relations Officer
- Management Projects Officer
- Policy and Analysis Officer
- Purchasing Manager/Accountant
- Secretaries (2)
- State Court Library Supervisor

Pursuant to 4 M.R.S.A. §17, the state court administrator's responsibilities are as follows:

1. **Continuous survey and study.** Carry on a continuous survey and study of the organization, operation, condition of business, practice and procedure of the Judicial Department and make recommendations to the Chief Justice concerning the number of judges and other judicial personnel required for the efficient administration of justice. Assist in long and short range planning;
2. **Examine the status of dockets.** Examine the status of dockets of all courts so as to determine cases and other judicial business that have been unduly delayed. From such reports, the administrator shall indicate which courts are in need of additional judicial personnel and make recommendations to the Chief Justice, to the Chief Justice of the Superior Court and to the Chief Judge of the District Court concerning the assignment or reassignment of personnel to courts that are in need of such personnel. The administrator shall also carry out the directives of the Chief Justice as to the assignment of personnel in these instances;
3. **Investigate complaints.** Investigate complaints with respect to the operation of the courts;
4. **Examine statistical systems.** Examine the statistical systems of the courts and make recommendations for a uniform system of judicial statistics. The administrator shall also collect and analyze statistical and other data relating to the business of the courts;
5. **Prescribe uniform administrative and business methods, etc.** Prescribe uniform administrative and business methods, systems, forms, docketing and records to be used in the Supreme Judicial Court, in the Superior Court and in the District Court;
6. **Implement standards and policies set by the Chief Justice.** Implement standards and policies set by the Chief Justice regarding hours of court, the assignment of term parts and justices;

7. Act as fiscal officer. Act as fiscal officer of the courts and in so doing:

- a. Maintain fiscal controls and accounts of funds appropriated for the Judicial Department;
- b. Prepare all requisitions for the payment of state moneys appropriated for the maintenance and operation of the Judicial Department;
- c. Prepare budget estimates of state appropriations necessary for the maintenance and operation of the Judicial Department and make recommendations with respect thereto;
- d. Collect statistical and other data and make reports to the Chief Justice, to the Chief Justice of the Superior Court and to the Chief Judge of the District Court relating to the expenditures of public moneys for the maintenance and operation of the Judicial Department;
- e. Develop a uniform set of accounting and budgetary accounts for the Supreme Judicial Court, for the Superior Court and for the District Court and serve as auditor of the Judicial Department;

8. Examine arrangements for use and maintenance of court facilities. Examine the arrangements for the use and maintenance of court facilities and supervise the purchase, distribution, exchange and transfer of judicial equipment and supplies thereof;

9. Act as secretary. Act as secretary to the Judicial Conference;

10. Submit an annual report. Submit an annual report to the Chief Justice, Legislature and Governor of the activities and accomplishments of the office for the preceding calendar year;

11. Maintain liaison. Maintain liaison with executive and legislative branches and other public and private agencies whose activities impact the Judicial Department;

12. Prepare and plan clerical offices. Prepare and plan for the organization and operation of clerical offices serving the Superior Court and the District Court;

13. Implement preservice and inservice educational and training programs. Develop and implement preservice and inservice educational and training programs for nonjudicial personnel of the Judicial Department; and,

14. Perform duties and attend other matters. Perform such other duties and attend to such other matters consistent with the powers delegated herein assigned to him by the Chief Justice and the Supreme Judicial Court.

FISCAL CONSTRAINTS

The Judicial Department entered calendar year 1986 facing the prospect of a severe funding shortfall before the end of that fiscal year. Pending legislative approval of supplemental funds, the Department, at the direction of the Supreme Judicial Court, took drastic measures to limit expenses. Effective February 1, 1986, the so-called "Cut-Back Management" project affected all levels of court operations. Specifically, court mediations were suspended (with certain limited exceptions); Superior Court clerks were asked to limit their call of prospective jurors; part-time and overtime hours were limited, and the hiring of temporary employees was prohibited; out-of-state travel was eliminated, as were all evening meal expenses and expenses for judicial and non-judicial education; in-state travel was curtailed; leases on court facilities were frozen; computerized legal research was discontinued; use of consultants was prohibited; equipment purchases were frozen; and publication of the "Court Crier" newsletter was discontinued and other printing curtailed. These measures remained in effect for the first several months of 1986. In late spring, the Legislature approved a bill for some supplemental funding and the Supreme Judicial Court reinstated some activities such as funding for mediations, but some of its previously-imposed constraints such as publication of the "Court Crier" remained eliminated for the balance of the calendar year.

COURT FACILITIES

Trial Court Facilities

During 1986, District Court regional court administrators and administrators of the Superior Court continued to work with local developers, county commissioners and municipal officials to facilitate necessary improvements and to promote barrier free access in all trial court locations.

In Bath, construction continued on an annex to the Sagadahoc County Courthouse. The \$1.25 million project includes complete renovation of the Superior Court courtroom and new facilities for jurors, the clerk of courts, conference and public waiting areas and other related trial court functions. The project also includes renovations to the existing courthouse and new facilities for the sheriff and other county offices.

Programming and architectural planning continued for the Cumberland County Courthouse Annex and related parking facility in Portland, in accordance with Cumberland County voters' approval of a countywide referendum in November 1985 authorizing the construction of a \$4 million court annex and \$2.6 million parking facility. Construction of an addition to the Belfast District Court began during 1986, pursuant to Waldo County voter approval of the \$485,000 referendum in 1985.

New District Court facilities were leased in Madawaska, Fort Kent and Farmington during 1986. In Fort Kent, the court relocated to new space in a privately developed governmental center in October 1986, while the District Court in Madawaska moved to newly developed space in November 1986. In Farmington, planning was completed and construction commenced for new court facilities in a new state governmental center to be occupied in early 1987.

Handicapped Access

Significant progress was made in 1986 to insure trial court accessibility and usability for physically handicapped persons. An extension of the January 5, 1985 Consent Decree and Order was granted by the United States District Court for the District of Maine, altering the initial August 31, 1986 accessibility deadline for selected court locations. The Order effectively extended mandated accessibility until January 1, 1988 for the District Courts in

Bridgton, Portland, Presque Isle and Machias; the Kennebec County Superior Court and the Piscataquis County Superior Court; and August 1, 1987 for all other District and Superior Court locations.

JUDICIAL EDUCATION

The Ninth Maine Judicial Conference was held in Augusta on November 7, 1986. Because of fiscal constraints, the conference was limited to one day and involved judges only. Three judges and justices attended the General Jurisdiction Course at the National Judicial College in 1986. The attendees were newly appointed jurists who, by custom and practice, have always attended this vital orientation program.

NON-JUDICIAL EDUCATION

The annual clerks of court conference was cancelled in 1986 due to fiscal constraints. Approximately eight employees attended one-day programs on supervision, stress and related topics. Several employees availed themselves of job-related credit courses pursuant to the collective bargaining agreements.

JUDICIAL RESOURCES

Scheduling

In the District Court, resident judges serve in the district to which they are appointed by the governor, although occasionally they may assist in other districts in emergency instances. There are eight at-large judges who are scheduled by the deputy chief judge on a monthly basis. Seven District Court locations require the services of an at-large judge every month, leaving only one judge available to cover special assignments and vacancies due to illness, vacations, and educational conferences, and to assist courts experiencing particular backlog problems.

The chief justice of the Superior Court assigns Superior Court justices to serve throughout the state, although justices serve primarily in a few courts close to their homes for most of the year. On a monthly or bi-monthly basis, the court administrators, in coordination with justices, clerks and attorneys, prepare schedules detailing the daily work of justices and court reporters, for approval by the chief justice.

Use of Active Retired Justices and Judges

Upon retirement, any justice of the Supreme Judicial Court or Superior Court, or any judge of the District Court, may be appointed by the governor to active retired status. These members of the judiciary render invaluable service by their availability to serve throughout the state assisting overburdened courts. During 1986, three active retired Supreme Judicial Court justices, two active retired Superior Court justices, and five active retired District Court judges served a total of 840 days, equivalent to the work of 3.5 full-time judges.

COURT APPOINTED SPECIAL ADVOCATE PROGRAM (CASA)

The CASA program was established in 1985 to address the needs of abused and neglect children by using trained volunteers to represent these children. These volunteers, who are paid only for their travel and expenses, largely replace state-paid attorneys who had routinely served as guardians ad litem to the children prior to the program's development. During 1986, legislation was enacted to establish CASA as a regular part of the Judicial Department structure. By the end of 1986, the program had been operational in Rockland, Wiscasset and Lewiston for 12 months and in Portland and Brunswick for six months. Of the 193 child protection cases filed in these District Court locations during 1986, a total of 110 cases were assigned to CASA volunteers.

COURT AUTOMATION

After the Rockland District Court served as the pilot site in Maine for the introduction of computerized case management in 1985, significant progress continued during 1986 to computerize the District Court at other locations. By the end of 1986, criminal case processing in the District Courts located in Biddeford, Portland and Bangor was fully automated. Two new versions of software were written to enhance the programs previously installed in the Rockland District Court. The Technology Task Force, chaired by the Deputy Chief Judge of the District Court, met regularly throughout the year to review progress and set priorities. Plans for 1987 include continued computerization of additional District Court locations and software development for Superior Court criminal processing.

Following a second evaluation of computer assisted legal research, use of leased Westlaw terminals was continued at three court locations, and updated Lexis software was made available to two District Court judges.

COUNTY LAW LIBRARIES

The enactment in 1981 of 4 M.R.S.A. §191 et seq increased public access to, and the financial accountability of, Maine's 18 county law libraries. The legislation provided for a system of law libraries within the state, under the supervision of a State Court Library Committee appointed by the chief justice of the Supreme Judicial Court and a professionally trained law librarian who is employed by the state court administrator. Each library is assigned to one of four tiers based on potential use, and collection guidelines and state stipends are established for each by the committee. Only one of the libraries has full time staff. One has a part-time librarian; five are served by clerks of court's offices; three by law clerks to Supreme Judicial or Superior Court justices, and six by members of the bar. One library is closed until construction work is completed and the other is served by the secretary to an active retired justice of the Supreme Judicial Court.

During 1986, the state court library supervisor made 41 visits to various libraries; met with representatives of five county bar associations, primarily about space concerns; attended staff and administrative meetings to coordinate activities with court administrators' offices; and carried out additional duties assigned by the committee, including a history of law library legislation and funding. Several new and/or revised publications on Maine practice were purchased by the Judicial Department and distributed to all county law libraries, in addition to the Maine Reporter. A major role of the supervisor continued to include service as a clearinghouse for information on both legal materials and library management.

JUDICIAL DEPARTMENT WORK ON STATE COMMISSIONS

The Judicial Department devoted much staff time to serving on and providing information to various state commissions and committees during 1986. They included: the Legislature's Appropriations Subcommittee Studying the Relationship Between the Judicial, Executive and Legislative Branches of Maine Government; the Supreme Judicial Court Relocation Commission; the Maine State Bar Association Commission on Court Appointments; the Judicial Council's Committee on Collection of Fines; the Asbestos Management Task Force; the Committee to Study Computerizing Criminal History Records; the Legislature's Committee to Study the Processing of Traffic Fines; and the Maine OUI Committee.

Legislature's Appropriations Subcommittee Studying the Relationship Between the Judicial, Executive and Legislative Branches of Maine Government.

During the spring of 1986, the Legislature enacted legislation to create a subcommittee of the Appropriations Committee to "conduct a study of the relationship between the judicial, executive

and legislative branches of government with respect to financial and administrative practices and procedures." The chief justice of the Supreme Judicial Court and other representatives of the Judicial Department worked closely with this committee, and Administrative Office of the Courts' staff devoted many months to responding to the sub-committee's requests for information. The end result was a constructive report issued in December 1986, including several requests for additional information and recommendations for new legislation to reduce Judicial Department expenditures by transferring responsibility for some expenses to other state agencies.

Supreme Judicial Court Relocation Commission

During 1986, the Supreme Judicial Court Relocation Commission, a legislative study commission, held a series of hearings concerning the feasibility of constructing a Supreme Judicial Court building in Augusta. By the end of 1986, its final report was virtually complete. It recommended that the Supreme Judicial Court, the chief justice of the Superior Court, the chief judge of the District Court and the Administrative Office of the Courts be relocated to the City of Augusta, and included draft legislation for consideration by the 113th Legislature during the First Regular Session.

LEGISLATIVE HIGHLIGHTS

During the 1986 legislative session, the Judicial Department Legislative Committee met regularly and continued to monitor legislation affecting the courts. Throughout the session, Administrative Office of the Courts' staff reviewed all proposed legislation and prepared fiscal and programmatic impact statements. The following listing portrays the legislation enacted in 1986 significantly impacting the Judicial Department.

Conformance by Judicial Department to State Government Practices [4 MRSA §26]

Provides that "Unless otherwise prohibited by law, the Judicial Department shall use the services of and be included in any systems established and maintained by the bureaus within the Department of Finance and Administration and the Department of Personnel and shall be subject to the same rules which apply to the Executive Department unless specifically exempted."

Medical Malpractice Claims [24 MRSA §2851-§2859]

Establishes mandatory prelitigation screening and mediation panels for claims of professional negligence brought pursuant to §2903 to be administered by the Superior Court, and delineates guidelines for the formation of the panels and the procedures to be followed for the presentation of claims.

Statutory Recognition of Court Appointed Special Advocate Program [4 MRSA §1501-§1506]

Statutorily recognizes the Court Appointed Special Advocate (CASA) program providing volunteer guardians ad litem to represent children in child abuse and neglect cases.

Transfer of Traffic Infractions from Judicial Department to Secretary of State [29 MRSA §2201, §2202]

Transfers the authority to adjudicate the commission of traffic infractions from the District Court to the Secretary of State, and requires the Secretary of State, with the advice of the Administrative Office of the Courts, to develop and submit legislation detailing the implementation of the transfer to the First Regular Session of the 113th Legislature.

Juror Exemptions [14 MRSA §1211]

Limits persons exempt from jury service to the Governor, judges, physicians and dentists providing active patient care, sheriffs, attorneys-at-law and all persons exempt under 37-B MRSA §185. (Clerks and assistant clerks of courts, Secretary and Treasurer of State, all officers of the United States and judges of probate are no longer exempt from jury service.)

Post Conviction Bail [15 MRSA §1701-B]

Allows a defendant convicted of an offense other than murder to apply to the judge for post-conviction bail pending sentencing or appeal, and provides procedural guidelines and governing standards.

Increased Small Claims Fee [14 MRSA §7484(2-A)]

Increases, by statute, the \$15 filing fee set by the Supreme Judicial Court in the Maine Rules of Small Claims Procedure to \$20.

Court Mediation Fee [4 MRSA §18(6)]

Imposes a mediation fee of \$60, to be split by the parties, in divorce actions in which parties are referred to the Court Mediation Service.

Mediation Waiver [19 MRSA §214(4), §581(4), §752(4)]

Allows the court to waive the mediation requirement otherwise required.

Reimbursement of Jail Costs [30 MRSA §1712]

Allows the county to bring a civil action in any court of competent jurisdiction to recover the cost of any medical, dental, psychiatric or psychological expenses incurred by the county on behalf of a prisoner incarcerated in a county jail.

Mental Institution Releases [15 MRSA §104-A]

Requires the Superior Court clerk to give notice of a hearing and to mail copies of the report as to the mental condition filed by the Commissioner of Mental Health and Retardation to numerous parties.

Maine Commission to Commemorate the Bicentennial of the United States Constitution [ch. 85 resolve]

Creates the above-mentioned commission to celebrate the bicentennial of the signing of the United States Constitution, and provides for an Office of the Bicentennial of the Constitution within the Administrative Office of the Courts.

COMMITTEES OF THE JUDICIAL DEPARTMENT

Committee Listing

There are numerous functional committees within the Judicial Department. The purpose of these committees, which include judges, lawyers, and private citizens, is to assist the Supreme Judicial Court, as well as the chief justice of the Supreme Judicial Court, the Superior Court chief justice, and the District Court chief judge in carrying out their respective responsibilities.

The committee listing below is organized by appointing authority, with the exception of the Board of Bar Examiners whose members are appointed by the Governor upon recommendation by the Supreme Judicial Court. The following pages list all committee members as of the end of 1986.

SUPREME JUDICIAL COURT

Committee on Court-Bar Association Relations
Board of Examiners for the Examination of Applicants for Admission to the Bar
Board of Overseers of the Bar
Civil Rules Committee
Committee on Judicial Responsibility and Disability
Committee on Professional Responsibility
Court Administration Committee
Criminal Rules Committee
Evidence Rules Committee
Judicial Records Committee
Probate Rules Committee

CHIEF JUSTICE

Committee on Continuing Judicial Education
Committee on Court-Appointed Counsel
Committee on Judicial Conference (1986, 1987)
Court Mediation Committee
Judicial Department Legislative Committee
Judicial Policy Committee
State Court Library Committee

SUPERIOR COURT CHIEF JUSTICE

Superior Court Civil Forms Committee
Superior Court Criminal Forms Committee

DISTRICT COURT CHIEF JUDGE

District Court Civil Forms Committee
District Court Criminal Forms Committee
District Court Policy and Advisory Committee

Committee Membership

APPOINTING AUTHORITY: SUPREME JUDICIAL COURT

COMMITTEE ON COURT-BAR ASSOCIATION RELATIONS

Lewis V. Vafiades, Esq., chair
Samuel W. Collins, Jr., Esq.
Joseph M. Hochadel, Esq.
E. Allen Hunter, Esq.
Robert E. Hirshon, Esq.
Frederick G. Taintor, Esq.
Donna Zeegers, Esq.
Assistant Attorney General Philip F.W. Ahrens, III, member
ex officio, by designation of the Attorney General
Consultant:
Dean L. Kinvin Wroth
Judicial Liaison:
Assoc. Justice David G. Roberts
Assoc. Justice Caroline D. Glassman

BOARD OF EXAMINERS FOR THE EXAMINATION OF APPLICANTS FOR ADMISSION TO THE BAR

Arthur E. Strout, Esq., chair
Kathleen Barry, Esq.
Edith L. Hary
William J. Kayatta, Esq.
Edward H. Keith, Esq.
James H. Kendall, Esq.
Constance P. O'Neil, Esq.
Gary A. Severson, Esq.
Judicial Liaison:
Assoc. Justice David A. Nichols

BOARD OF OVERSEERS OF THE BAR

Louise P. James, chair
Chadbourn H. Smith, vice-chair
Diane S. Cutler
Roger S. Elliott, Esq.
Susan R. Kominsky, Esq.
Donald H. Marden, Esq.
Richard A. McKittrick, Esq.
Mark V. Schnur
Judicial Liaison:
Assoc. Justice Caroline D. Glassman

APPOINTING AUTHORITY: SUPREME JUDICIAL COURT (continued)

CIVIL RULES COMMITTEE

George Z. Singal, Esq., chair
Ellyn C. Ballou, Esq.
Forrest W. Barnes, Esq.
Rufus Brown, Esq.
Kevin M. Cuddy, Esq.
Philip R. Foster, Esq.
Charles A. Harvey, Jr., Esq.
John R. Linnell, Esq.
Peter Mills, Esq.
Harrison L. Richardson, Esq.
Randall E. Smith, Esq.
Martin L. Wilk, Esq.
Asst. Attorney General James T. Kilbreth III, member
ex officio, by designation of the Attorney General

Consultants:

Dean L. Kinvin Wroth
Prof. Melvyn Zarr

Judicial Liaison:

Assoc. Justice Caroline D. Glassman

Trial Court Liaison:

Justice Donald G. Alexander
Justice Carl O. Bradford, Alternate
Judge Susan W. Calkins

COMMITTEE ON JUDICIAL RESPONSIBILITY AND DISABILITY

Roger C. Lambert, chair
Charles W. Allen, Esq.
Justice G. Arthur Brennan
Samuel W. Collins, Jr., Esq.
Helen Sloane Dudman
Judge L. Damon Scales
Margaret J. Tibbetts

Alternate Members:

Justice Donald G. Alexander
Judge Robert W. Donovan
Madeleine R. Freeman
William B. Talbot, Esq.

Judicial Liaison:

Assoc. Justice Louis Scolnik

APPOINTING AUTHORITY: SUPREME JUDICIAL COURT (continued)

COMMITTEE ON PROFESSIONAL RESPONSIBILITY

Duane D. Fitzgerald, Esq., chair
Ronald M. Bancroft
Anne L. Bonney
Bryan M. Dench, Esq.
Kathryn R. Greenleaf, Esq.
Edwin A. Heisler, Esq.
Janet T. Mills, Esq.
Gordon H.S. Scott, Esq.
Judith T. Stone
Arnold L. Veague, Esq.
Assistant Attorney General John B. Larouche, member
ex officio, by designation of the Attorney General
Consultant:
Dean L. Kinvin Wroth
Judicial Liaison:
Assoc. Justice Caroline D. Glassman

COURT ADMINISTRATION COMMITTEE

Charles H. Abbott, Esq., chair
John R. Atwood, Esq.
Nicholas P. Brontas, Esq.
J. Michael Conley, III, Esq.
Roger S. Elliott, Esq.
Lester T. Jolovitz, Esq.
John L. Knight, Esq.
Ralph I. Lancaster, Jr., Esq.
David M. Lipman, Esq.
Rudolph T. Pelletier, Esq.
Bernard C. Staples, Esq.
Paul F. Zendzian, Esq.
Assistant Attorney General H. Cabanne Howard, member
ex officio, by designation of the Attorney General
Judicial Liaison:
Chief Justice Vincent L. McKusick

APPOINTING AUTHORITY: SUPREME JUDICIAL COURT (continued)

CRIMINAL RULES COMMITTEE

Michael D. Seitzinger, Esq., chair
Paul W. Chaiken, Esq.
Sandra Hylander Collier, Esq.
Coleman G. Coyne, Jr., Esq.
Robert J. Levine, Esq.
Daniel G. Lilley, Esq.
William J. Smith, Esq.
Mary C. Tousignant, Esq.
Assistant Attorney General Charles K. Leadbetter, member
ex officio, by designation of the Attorney General

Consultants:

Prof. Judy Potter
Prof. Melvyn Zarr
Prof. David P. Cluchey

Judicial Liaison:

Assoc. Justice Daniel E. Wathen

Trial Court Liaison:

Justice Morton A. Brody
Justice G. Arthur Brennan, Alternate
Judge David M. Cox

EVIDENCE RULES COMMITTEE

John N. Kelly, Esq., chair
Thomas M. Brown, Esq.
Martica Douglas, Esq.
Richard C. Engels, Esq.
Carl R. Griffin III, Esq.
George S. Isaacson, Esq.
Alton C. Stevens, Esq.
Assistant Attorney General Robert S. Frank, member
ex officio, by designation of the Attorney General

Consultant:

Peter L. Murray, Esq.

Judicial Liaison:

Assoc. Justice Louis Scolnik

JUDICIAL RECORDS COMMITTEE

Jessie B. Gunther, chair
Phillips F.W. Ahrens, III, Esq.
John E. Frost
Gordon F. Grimes, Esq.
Lyman L. Holmes, Esq.
Jonathan R. Luce, Esq.
Dean L. Kinvin Wroth
Judicial Liaison:
Assoc. Justice Louis Scolnik

APPOINTING AUTHORITY: SUPREME JUDICIAL COURT (continued)

PROBATE RULES COMMITTEE

Probate Judge Dana W. Childs, chair
Probate Judge Howard F. Barrett, Jr.
Jill L. Checkoway, Esq.
Neal C. Corson, Esq.
Casper F. Cowan, Esq.
Jotham D. Pierce, Esq.
Probate Register Cecilia B. Rhoda
Probate Judge Allan Woodcock, Jr.
James H. Young, III, Esq.

Consultants:

Dean L. Kinvin Wroth
Prof. Merle W. Loper
Probate Judge James E. Mitchell

Judicial Liaison:

Assoc. Justice David A. Nichols

APPOINTING AUTHORITY: CHIEF JUSTICE

COMMITTEE ON CONTINUING JUDICIAL EDUCATION

Hon. David G. Roberts, chair
Hon. Kermit V. Lipez
Hon. Robert W. Donovan

COMMITTEE ON COURT-APPOINTED COUNSEL

Assoc. Justice Daniel E. Wathen, chair
Justice William E. McKinley
Justice Morton A. Brody
Chief Judge Bernard M. Devine
Deputy Chief Judge Alan C. Pease
State Court Administrator Dana R. Baggett

COMMITTEE ON JUDICIAL CONFERENCE - 1986, 1987

Justice Thomas E. Delahanty II, chair
Assoc. Justice Daniel E. Wathen
Justice Carl O. Bradford
Judge John B. Beliveau
Judge Susan W. Calkins
Judge Edward S. Gaulin
State Court Administrator Dana R. Baggett
Superior Court Administrator Jeffrey D. Henthorn
District Court Administrator Dana T. Hagerthy

APPOINTING AUTHORITY: CHIEF JUSTICE (continued)

COURT MEDIATION COMMITTEE

Chief Justice Vincent L. McKusick, chair
Justice Kermit V. Lipez
Chief Judge Bernard M. Devine
Judge Robert W. Donovan
Judge Dana A. Cleaves
Court Mediation Director Lincoln H. Clark
State Court Administrator Dana R. Baggett

JUDICIAL DEPARTMENT LEGISLATIVE COMMITTEE - 1986

Superior Court Chief Justice Robert W. Clifford, chair
Assoc. Justice Elmer H. Violette
Justice Eugene W. Beaulieu
Justice Carl O. Bradford
Justice Bruce W. Chandler
Justice Stephen L. Perkins
Chief Judge Bernard M. Devine
Deputy Chief Judge Alan C. Pease
Judge Clifford F. O'Rourke
State Court Administrator Dana R. Baggett

JUDICIAL POLICY COMMITTEE

Assoc. Justice David G. Roberts, chair
Superior Court Chief Justice Robert W. Clifford
Justice William E. McKinley
Chief Judge Bernard M. Devine
Deputy Chief Judge Alan C. Pease
State Court Administrator Dana R. Baggett

STATE COURT LIBRARY COMMITTEE

Active Retired Justice Sidney W. Wernick, chair
Justice Bruce W. Chandler
Vladimar Drozdoff
Merton G. Henry, Esq.
Norman Minsky, Esq.
Douglas M. Myers, Esq.
Patricia E. Renn
Members ex officio:
State Law Librarian Catherine F. Atchley
State Court Administrator Dana R. Baggett
Judicial Liaison:
Assoc. Justice David A. Nichols

APPOINTING AUTHORITY: SUPERIOR COURT CHIEF JUSTICE

SUPERIOR COURT CIVIL FORMS COMMITTEE

Justice Thomas E. Delahanty, II, chair
Jeffrey D. Henthorn
Lucille J. Lepitre
Robert V. Miller
Joyce M. Page

SUPERIOR COURT CRIMINAL FORMS COMMITTEE

Justice Stephen L. Perkins, chair
Jeffrey D. Henthorn
Rosemary K. Merchant
Robert V. Miller
Susan E. Simmons

APPOINTING AUTHORITY: DISTRICT COURT CHIEF JUDGE

DISTRICT COURT CIVIL FORMS COMMITTEE

Judge Susan W. Calkins, chair
Judge John B. Beliveau
Dana T. Hagerthy
Norman R. Ness
Sandra Carroll
Mary C. Ledger
Robert F. Poulin

DISTRICT COURT CRIMINAL FORMS COMMITTEE

Deputy Chief Judge Alan C. Pease, chair
Judge Julian W. Turner
Dana T. Hagerthy
Norman R. Ness
Thelma A. Holmes
Robert F. Poulin
Judith L. Case

DISTRICT COURT POLICY AND ADVISORY COMMITTEE

Judge Harriet P. Henry, chair
Chief Judge Bernard M. Devine, ex officio
Deputy Chief Judge Alan C. Pease
Judge John W. Benoit
Judge Ronald L. Kellam
Judge Courtland D. Perry, II

PERSONNEL ROSTERS

1986 JUDICIAL ROSTER

SUPREME JUDICIAL COURT

Justices

Hon. Vincent L. McKusick, Chief Justice

Hon. David A. Nichols

Hon. David G. Roberts

Hon. Elmer H. Violette (retired 7/31/86)

Hon. Daniel E. Wathen

Hon. Caroline D. Glassman

Hon. Louis Scolnik

Hon. Robert W. Clifford (appointed 8/1/86)

Active Retired Justices

Hon. James P. Archibald

Hon. Sidney W. Wernick

Hon. Elmer H. Violette (appointed 8/1/86)

SUPERIOR COURT

Justices

Hon. Robert W. Clifford, Chief Justice (elevated to SJC 8/1/86)

Hon. Morton A. Brody, Chief Justice (appointed chief justice 8/1/86)

Hon. Stephen L. Perkins

Hon. Herbert T. Silsby, II

Hon. William E. McKinley

Hon. Donald G. Alexander

Hon. Jesse B. Gunther (resigned 2/1/86)

Hon. Carl O. Bradford

Hon. William S. Brodrick

Hon. Thomas E. Delahanty, II

Hon. Paul T. Pierson

Hon. G. Arthur Brennan

Hon. Bruce W. Chandler

Hon. Eugene W. Beaulieu

Hon. Kermit V. Lipez

Hon. Jack O. Smith (appointed 3/27/86)

Hon. Paul A. Fritzsche (appointed 7/31/86)

Hon. Roland A. Cole (appointed 9/25/86)

Active Retired Justices

Hon. Ian MacInnes

Hon. Robert L. Browne

1986 JUDICIAL ROSTER (continued)

DISTRICT COURT

Judges

Hon. Bernard M. Devine, Chief Judge (Resident judge, District 9)
Hon. Alan C. Pease, Deputy Chief Judge (Resident judge, District 6)

DISTRICT 1: (Caribou, Fort Kent, Madawaska, Van Buren)

Hon. Ronald A. Daigle

DISTRICT 2: (Houlton, Presque Isle)

Hon. Julian W. Turner

DISTRICT 3: (Bangor, Newport)

Hon. Margaret J. Kravchuk

Hon. David M. Cox

DISTRICT 4: (Calais, Machias)

Hon. Earl J. Wahl (resigned 1/17/86)

Hon. Douglas A. Clapp (appointed 4/18/86)

DISTRICT 5: (Bar Harbor, Belfast, Ellsworth)

Hon. Jack O. Smith (elevated to Superior Court 3/27/86)

Hon. Jane S. Bradley (appointed 8/29/86)

DISTRICT 6: (Bath, Brunswick, Rockland, Wiscasset)

Hon. Alan C. Pease (Deputy Chief Judge of the District Court)

DISTRICT 7: (Augusta, Waterville)

Hon. Courtland D. Perry, II

DISTRICT 8: (Lewiston)

Hon. L. Damon Scales

DISTRICT 9: (Bridgton, Portland)

Hon. Bernard M. Devine (Chief Judge of the District Court)

Hon. Robert W. Donovan

DISTRICT 10: (Biddeford, Kittery, Springvale)

Hon. Roland A. Cole (elevated to Superior Court 9/25/86)

Hon. Andre G. Janelle (appointed 9/24/86)

DISTRICT 11: (Livermore Falls, Rumford, South Paris)

Hon. John L. Batherson

DISTRICT 12: (Farmington, Skowhegan)

Hon. John W. Benoit, Jr.

DISTRICT 13: (Dover-Foxcroft, Lincoln, Millinocket)

Hon. Susan W. Calkins

Judges-At-Large

Hon. Harriet P. Henry
Hon. Ronald L. Kellam
Hon. Ronald D. Russell
Hon. Clifford F. O'Rourke
Hon. Edward F. Gaulin
Hon. John B. Beliveau
Hon. Alexander A. MacNichol
Hon. Kirk S. Studstrup

Active-Retired Judges

Hon. Roland J. Poulin
Hon. Paul A. MacDonald
Hon. Edwin R. Smith
Hon. Arthur A. Nadeau, Jr.
Hon. F. Davis Clark

ADMINISTRATIVE COURT

Judges

Hon. Edward W. Rogers, Administrative Court Judge
Hon. Dana A. Cleaves, Associate Administrative Court Judge

1986 CLERK ROSTER

SUPREME JUDICIAL COURT

Clerk of the Law Court
Executive Clerk of the Supreme Judicial Court
Reporter of Decisions

James C. Chute

SUPERIOR COURT

Androscoggin
Aroostook
Cumberland
Franklin
Hancock
Kennebec

Knox
Lincoln

Oxford
Penobscot
Piscataquis
Sagadahoc
Somerset
Waldo
Washington
York

Sally Bourget
Robert Rush
Lucille Lepitre
Lynda Haskell
Rosemary Merchant
P. Valerie Page (retired 10/1/86)
Nancy Desjardins (appointed 10/1/86)
Susan Simmons
George Cowan (retired 9/30/86)
Debra Nowak (appointed 10/1/86)
Donna Howe
Margaret Gardner
Sandra Welch
Debra Nowak
Esther Waters
Joyce Page
Marilyn Braley
Barbara Kunkel

DISTRICT COURT

District 1

Norma A. Duheme
Geneva L. Desjardin
(retired 1/3/86)
Linda A. Cyr
(appointed 12/2/85)
Norma H. Gerard
Carmen D. Cyr

Caribou
Fort Kent

Madawaska
Van Buren

District 2

Joan H. Burton
Bonnie A. Clayton

Houlton
Presque Isle

District 3

Thelma A. Holmes
Jane C. Sawyer

Bangor
Newport

District 4

Elsie L. McGarrigle
Annie H. Hanscom

Calais
Machias

District 5

Margaret H. Dorr
(retired 1/31/86)
Dorothy L. Drake
(appointed 1/27/86)
Donna M. Bonney
(resigned 9/1/86)
Terri L. Curtis
(appointed 11/10/86)
Margaret H. Dorr
(retired 1/31/86)
Dorothy L. Drake
(appointed 1/27/86)

Bar Harbor

Belfast

Ellsworth

District 6

Anita M. Richardson
Ann G. Feeney
Mary C. Ledger
Lucy A. Russell

Bath
Brunswick
Rockland
Wiscasset

District 7

Mary L. Godbout
Judy L. Case

Augusta
Waterville

District 8

Yvette L. Houle

Lewiston

District 9

Beverly J. MacKerron
Susan E. MacDonald

Bridgton
Portland

District 10

Vivian H. Hickey
Nellie E. Bridges
Alice A. Monroe

Biddeford
Kittery
Springvale

District 11

Dolores T. Richards
Laura J. Nokes
Joan C. Millett

Liv. Falls
Rumford
So. Paris

District 12

Constance H. Small
Sandra F. Carroll

Farmington
Skowhegan

District 13

Margaret E. Poulin
Ann G. Dusenbery
Nancy L. Turmel

Dover-Fox.
Lincoln
Millinocket

ADMINISTRATIVE COURT

Diane P. Nadeau

APPENDIX I

LAW COURT

CASELOAD STATISTICS

1986

MAINE SUPREME JUDICIAL COURT

JUSTICES

Hon. Vincent L. McKusick, Chief Justice

Hon. David A. Nichols

Hon. David G. Roberts

Hon. Elmer H. Violette (retired 7/31/86)

Hon. Daniel E. Wathen

Hon. Caroline D. Glassman

Hon. Louis Scolnik

Hon. Robert W. Clifford (appointed 8/1/86)

ACTIVE RETIRED JUSTICES

Hon. James P. Archibald

Hon. Sidney W. Wernick

Hon. Elmer H. Violette (appointed 8/1/86)

CLERK OF THE LAW COURT

Executive Clerk of the Supreme Judicial Court

Reporter of Decisions

James C. Chute

LAW COURT CASELOAD STATISTICS

Table LC-1

This table presents Law Court caseload information, including filings, dispositions and pending caseload since 1976. The "end pending" category includes four distinct sub-groups: cases not yet at issue (awaiting completion of the record on appeal or completion of briefing); cases at issue awaiting oral argument (cases fully briefed as of the end of the previous year); cases orally argued awaiting opinion; and cases remanded to the Superior Court prior to oral argument for correction of procedural defects. The comparison of filings and dispositions on this table indicates the degree to which dispositions have risen to meet the demand of incoming filings. Although filings increased by 133% from 1976 to 1986, the number of cases disposed of rose by 160%. Written opinions during 1986 totalled 320, the majority of which involved civil cases.

TABLE LC-2

This table details the type and outcome of Law Court dispositions during 1986. Several categories require some explanation. "Other Administrative Proceedings" are cases seeking review of action (or refusal to act) by agencies of the Executive Department governed by the Maine Administrative Procedure Act and M.R.Civ.P.80C, or by agencies of local government such as planning boards pursuant to M.R.Civ.P.80B. Since the creation of the Appellate Division of the Workers Compensation Division in September 1981, most workers compensation cases are now disposed of by denial of petition for appellate review and do not involve full briefing, argument and opinion. "Discretionary Appeals" are requests for certificates of probable cause in post-conviction review (15 M.R.S.A. §2131) and review of extradition (15 M.R.S.A. §210-A) cases. "Change in Results" means a reversal, vacation, or substantive modification of the trial court's judgment.

TABLE LC-3

The average time required from notice of appeal to disposition for cases in which written opinions were issued is presented for 1981 - 1986 on Table LC-3. Since most non-opinion disposition cases do not complete all of the steps of an opinion disposition, the inclusion of these cases in this table would skew the results, particularly in the early stages. The four sections correspond to (a) work done primarily by trial court clerks and court reporters; (b) work done by the parties' attorneys; (c) pre-argument study by justices and law clerks and scheduling lag; and (d) the actual decision making process and preparation of the opinion. The fifth section traces the cases through the entire Law Court process, from notice of appeal to final disposition. 1986 saw a dramatic speed-up in the justices' work; only 57.5 days were required for a case to proceed from oral argument to disposition, a marked decrease from the 87.9 day average in 1985.

TABLE LC-4

More complete timeframe data for only 1986 are included on this table, detailing the actual number of cases during each stage of case processing.

TABLE LC-5

This table presents the Appellate Division's caseload statistics for the past seven years, itemizing filings, dispositions and pending caseload.

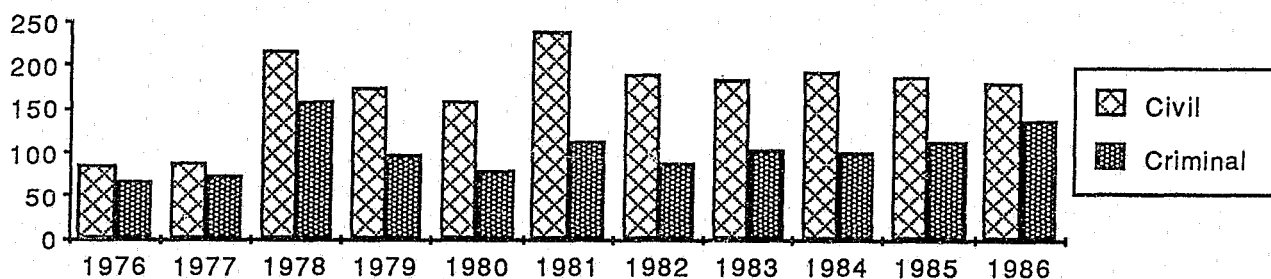
LAW COURT - TOTAL CASELOAD

TABLE LC-1

| | 1976 | 1977 | 1978 | 1979 | 1980 (b) | 1981 (c) | 1982 | 1983 | 1984 | 1985 | 1986 |
|---|------|------|------|------|-------------|-------------|------|------|------|------|------|
| CIVIL | | | | | | | | | | | |
| - Begin Pending | 119 | 143 | 205 | 187 | 180 | 288 | 248 | 230 | 249 | 250 | 241 |
| - Filings (a) | 145 | 174 | 240 | 238 | 382 | 384 | 325 | 332 | 343 | 349 | 338 |
| - Dispositions | 121 | 112 | 258 | 245 | 274 | 402 | 343 | 313 | 342 | 358 | 314 |
| - End Pending | 143 | 205 | 187 | 180 | 288 | 270 | 230 | 249 | 250 | 241 | 265 |
| CRIMINAL | | | | | | | | | | | |
| - Begin Pending | 127 | 136 | 164 | 70 | 56 | 77 | 54 | 82 | 69 | 88 | 95 |
| - Filings (a) | 124 | 152 | 125 | 118 | 131 | 137 | 153 | 154 | 170 | 169 | 182 |
| - Dispositions | 115 | 124 | 219 | 132 | 110 | 147 | 125 | 167 | 151 | 162 | 187 |
| - End Pending | 136 | 164 | 70 | 56 | 77 | 67 | 82 | 69 | 88 | 95 | 90 |
| TOTAL | | | | | | | | | | | |
| - Begin Pending | 246 | 279 | 369 | 257 | 236 | 365 | 302 | 312 | 318 | 338 | 336 |
| - Filings (a) | 269 | 326 | 365 | 356 | 513 | 521 | 478 | 486 | 513 | 518 | 520 |
| - Dispositions | 236 | 236 | 477 | 377 | 384 | 549 | 468 | 480 | 493 | 520 | 501 |
| - End Pending | 279 | 369 | 257 | 236 | 365 | 337 | 312 | 318 | 338 | 336 | 355 |
| CASES ARGUED AWAITING OPINION AT END OF YEAR | | | | | | | | | | | |
| | 119 | 173 | 65 | 42 | 82 | 44 | 52 | 66 | 59 | 46 | 41 |
| WRITTEN OPINIONS | | | | | | | | | | | |
| - Civil | 88 | 90 | 218 | 174 | 160 | 238 | 189 | 183 | 194 | 188 | 181 |
| - Criminal | 67 | 74 | 161 | 100 | 82 | 114 | 91 | 105 | 101 | 115 | 139 |
| TOTAL | 155 | 164 | 379 | 274 | 242 | 352 | 280 | 288 | 295 | 303 | 320 |

- (a) Includes new appeals, interlocutory appeals, and reports.
- (b) As of September 1, 1980, M.R.Civ.P. 73(f) was amended to provide for docketing of civil appeals in the Law Court promptly upon the filing of the notice of appeal in the Superior Court. Under the amended rule, a total of 61 civil appeals were docketed in 1980 that would not have been docketed in that year under the former rule.
- (c) It appears that a tabulation error in the past year is responsible for the discrepancy in the number of cases pending at the end of 1981 versus the beginning of 1982.

LAW COURT WRITTEN OPINIONS



LAW COURT DISPOSITIONS - 1986

TABLE LC-2

| | CHANGE IN RESULTS | NO CHANGE | TOTAL | % OF TOTAL DISPOSITION |
|---|----------------------|-----------|-------|---------------------------|
| CRIMINAL | | | | |
| - Signed Opinion | 16 | 66 | 82 | |
| - Per Curiam | 1 | - | 1 | |
| - Memorandum | - | 54 | 54 | |
| -----Total Written Opinions | 17 | 120 | 137 | |
| - No Opinion | - | 45 | 45 | |
| -----TOTAL DISPOSITIONS | 17 | 165 | 182 | 36.3% |
| PUBLIC UTILITIES COMMISSION | | | | |
| - Signed Opinion | - | 1 | 1 | |
| - Per Curiam | - | - | - | |
| - Memorandum | - | - | - | |
| -----Total Written Opinions | - | 1 | 1 | |
| - No Opinion | - | 6 | 6 | |
| -----TOTAL DISPOSITIONS | - | 7 | 7 | 1.4% |
| WORKERS COMPENSATION | | | | |
| - Signed Opinion | 3 | 6 | 9 | |
| - Per Curiam | - | - | - | |
| - Memorandum | - | - | - | |
| -----Total Written Opinions | 3 | 6 | 9 | |
| - No Opinion | - | 53 | 53 | |
| -----TOTAL DISPOSITIONS | 3 | 59 | 62 | 12.4% |
| OTHER ADMINISTRATIVE PROCEEDINGS | | | | |
| - Signed Opinion | 9 | 13 | 22 | |
| - Per Curiam | - | 1 | 1 | |
| - Memorandum | - | 3 | 3 | |
| -----Total Written Opinions | 9 | 17 | 26 | |
| - No Opinion | - | 5 | 5 | |
| -----TOTAL DISPOSITIONS | 9 | 22 | 31 | 6.2% |
| ALL OTHER CIVIL | | | | |
| - Signed Opinion | 46 | 72 | 118 | |
| - Per Curiam | 2 | 3 | 5 | |
| - Memorandum | 1 | 21 | 22 | |
| -----Total Written Opinions | 49 | 96 | 145 | |
| - No Opinion | - | 69 | 69 | |
| -----TOTAL DISPOSITIONS | 49 | 165 | 214 | 42.7% |
| DISCRETIONARY APPEAL | | | | |
| - Signed Opinion | 1 | 1 | 2 | |
| - Per Curiam | - | - | - | |
| - Memorandum | - | - | - | |
| -----Total Written Opinions | 1 | 1 | 2 | |
| - No Opinion | 1 | 2 | 3 | |
| -----TOTAL DISPOSITIONS | 2 | 3 | 5 | 1.0% |
| TOTAL | | | | |
| - Signed Opinion | 75 | 159 | 234 | |
| - Per Curiam | 3 | 4 | 7 | |
| - Memorandum | 1 | 78 | 79 | |
| -----Total Written Opinions | 79 | 241 | 320 | |
| - No Opinion | 1 | 180 | 181 | |
| -----TOTAL DISPOSITIONS | 80 | 421 | 501 | 100.0% |

LAW COURT - AVERAGE TIME TO DISPOSITION

TABLE LC-3

CASES FOR WHICH OPINIONS WERE WRITTEN

| | 1981 | 1982 | 1983 | 1984 | 1985 | 1986 |
|---|-------|-------|-------|-------|-------|-------|
| (a) NO. OF DAYS FROM NOTICE OF APPEAL TO COMPLETION OF RECORD | | | | | | |
| - Criminal | 76.8 | 74.0 | 95.1 | 97.9 | 101.2 | 101.2 |
| - Public Utilities Commission | 23.3 | 33.7 | 31.5 | 19.0 | 40.5 | 19.0 |
| - Workers Compensation | 61.4 | 53.2 | 58.3 | 63.0 | 73.7 | 94.0 |
| - Other Administrative Proceedings | 62.7 | 58.0 | 50.3 | 31.1 | 57.4 | 47.5 |
| - All Other Civil | 100.0 | 70.4 | 55.9 | 50.0 | 62.8 | 40.8 |
| - Discretionary Appeal | 99.7 | 78.3 | 95.9 | 120.0 | 49.8 | 23.0 |
| TOTAL | 80.5 | 67.7 | 70.5 | 64.1 | 76.2 | 68.9 |
| (b) NO. OF DAYS FROM COMPLETION OF RECORD TO COMPLETION OF BRIEFING | | | | | | |
| - Criminal | 89.9 | 82.6 | 93.2 | 89.8 | 82.3 | 78.4 |
| - Public Utilities Commission | 60.8 | 99.7 | 89.5 | 67.0 | 89.0 | 70.0 |
| - Workers Compensation | 80.5 | 86.4 | 83.7 | 18.0 | 12.7 | 2.5 |
| - Other Administrative Proceedings | 68.7 | 74.2 | 68.3 | 86.1 | 58.8 | 65.7 |
| - All Other Civil | 81.5 | 80.0 | 80.3 | 79.0 | 79.3 | 77.6 |
| - Discretionary Appeal | 106.8 | 86.8 | 78.3 | 101.0 | 66.6 | 64.0 |
| TOTAL | 82.5 | 81.2 | 83.7 | 82.6 | 75.5 | 75.0 |
| (c) NO. OF DAYS FROM COMPLETION OF BRIEFING TO ORAL ARGUMENT | | | | | | |
| - Criminal | 52.4 | 54.2 | 57.2 | 51.3 | 59.2 | 54.0 |
| - Public Utilities Commission | 57.0 | 53.3 | 64.0 | 35.8 | 27.5 | 69.0 |
| - Workers Compensation | 72.5 | 89.9 | 41.5 | 67.6 | 51.3 | 50.6 |
| - Other Administrative Proceedings | 69.7 | 52.0 | 67.9 | 57.3 | 54.7 | 57.3 |
| - All Other Civil | 70.6 | 60.0 | 62.0 | 62.5 | 54.3 | 65.4 |
| - Discretionary Appeal | 55.3 | 38.0 | 47.8 | 25.0 | 48.4 | 104.0 |
| TOTAL | 64.4 | 60.3 | 60.3 | 57.6 | 55.8 | 59.7 |
| (d) NO. OF DAYS FROM ORAL ARGUMENT TO DISPOSITION | | | | | | |
| - Criminal | 106.4 | 66.7 | 65.8 | 76.1 | 74.8 | 47.3 |
| - Public Utilities Commission | 132.8 | 99.0 | 99.0 | 78.0 | 119.0 | 143.0 |
| - Workers Compensation | 84.0 | 97.2 | 77.0 | 106.6 | 186.7 | 62.2 |
| - Other Administrative Proceedings | 121.1 | 74.2 | 93.3 | 75.2 | 97.6 | 84.8 |
| - All Other Civil | 120.6 | 70.6 | 75.7 | 104.2 | 86.7 | 60.6 |
| - Discretionary Appeal | 122.7 | 58.8 | 60.5 | 54.0 | 137.2 | 104.0 |
| TOTAL | 110.7 | 73.0 | 74.1 | 90.2 | 87.9 | 57.5 |
| (e) NO. OF DAYS FROM NOTICE OF APPEAL TO DISPOSITION | | | | | | |
| - Criminal | 325.5 | 277.6 | 311.3 | 315.1 | 315.8 | 276.8 |
| - Public Utilities Commission | 273.8 | 285.7 | 284.0 | 184.3 | 276.0 | 301.0 |
| - Workers Compensation | 298.4 | 329.1 | 249.8 | 255.2 | 324.3 | 205.9 |
| - Other Administrative Proceedings | 322.1 | 258.4 | 279.9 | 249.7 | 268.6 | 253.9 |
| - All Other Civil | 370.6 | 280.8 | 269.3 | 295.3 | 283.1 | 243.1 |
| - Discretionary Appeal | 384.5 | 261.8 | 282.4 | 300.0 | 302.0 | 214.0 |
| TOTAL | 337.5 | 282.6 | 286.2 | 293.9 | 294.8 | 257.4 |

LAW COURT - ACTUAL TIME TO DISPOSITION

TABLE LC-4

CASES FOR WHICH OPINIONS WERE WRITTEN - 1986

| | 0-25 DAYS | 26-50 DAYS | 51-75 DAYS | 76-100 DAYS | 100-UP DAYS | TOTAL CASES | AVERAGE # OF DAYS |
|---|--------------|---------------|---------------|----------------|----------------|----------------|----------------------|
| NOTICE OF APPEAL TO COMPLETION OF RECORD | | | | | | | |
| - Criminal | 20 | 28 | 21 | 18 | 48 | 135 | 101.2 |
| - Public Utilities Commission | 1 | - | - | - | - | 1 | 19.0 |
| - Workers Compensation | - | - | 2 | 3 | 3 | 8 | 94.0 |
| - Other Administrative Proceedings | 16 | 3 | 2 | 1 | 2 | 24 | 47.5 |
| - All Other Civil | 58 | 44 | 22 | 9 | 7 | 140 | 40.8 |
| - Discretionary Appeal | 1 | - | - | - | - | 1 | 23.0 |
| TOTAL | 96 | 75 | 47 | 31 | 60 | 309 | 68.9 |
| COMPLETION OF RECORD TO COM- PLETION OF BRIEFING | | | | | | | |
| - Criminal | 6 | 10 | 55 | 42 | 22 | 135 | 78.4 |
| - Public Utilities Commission | - | - | 1 | - | - | 1 | 70.0 |
| - Workers Compensation | 8 | - | - | - | - | 8 | 2.5 |
| - Other Administrative Proceedings | 1 | 1 | 15 | 5 | 2 | 24 | 65.7 |
| - All Other Civil | - | 4 | 77 | 47 | 12 | 140 | 77.6 |
| - Discretionary Appeal | - | - | 1 | - | - | 1 | 64.0 |
| TOTAL | 15 | 15 | 149 | 94 | 36 | 309 | 75.0 |
| COMPLETION OF BRIEFING TO ORAL ARGUMENT | | | | | | | |
| - Criminal | 3 | 77 | 34 | 12 | 4 | 130 | 54.0 |
| - Public Utilities Commission | - | - | 1 | - | - | 1 | 69.0 |
| - Workers Compensation | - | 3 | 6 | - | - | 9 | 50.6 |
| - Other Administrative Proceedings | - | 10 | 10 | 5 | 1 | 26 | 57.3 |
| - All Other Civil | - | 46 | 56 | 30 | 12 | 144 | 65.4 |
| - Discretionary Appeal | - | - | - | - | 1 | 1 | 104.0 |
| TOTAL | 3 | 136 | 107 | 47 | 18 | 311 | 59.7 |
| ORAL ARGUMENT TO DISPOSITION | | | | | | | |
| - Criminal | 58 | 40 | 13 | 6 | 13 | 130 | 47.3 |
| - Public Utilities Commission | - | - | - | - | 1 | 1 | 143.0 |
| - Workers Compensation | 1 | 4 | - | 2 | 2 | 9 | 62.2 |
| - Other Administrative Proceedings | 4 | 6 | 6 | 2 | 8 | 26 | 84.8 |
| - All Other Civil | 31 | 54 | 23 | 10 | 26 | 144 | 60.6 |
| - Discretionary Appeal | - | - | - | - | 1 | 1 | 104.0 |
| TOTAL | 94 | 104 | 42 | 20 | 51 | 311 | 57.5 |
| NOTICE OF APPEAL TO DISPOSITION | | | | | | | |
| - Criminal | - | 1 | - | - | 136 | 137 | 276.8 |
| - Public Utilities Commission | - | - | - | - | 1 | 1 | 301.0 |
| - Workers Compensation | - | - | - | - | 9 | 9 | 205.9 |
| - Other Administrative Proceedings | - | - | - | - | 26 | 26 | 253.9 |
| - All Other Civil | - | - | - | 1 | 144 | 145 | 243.1 |
| - Discretionary Appeal | - | - | - | - | 2 | 2 | 214.0 |
| TOTAL | - | 1 | - | 1 | 318 | 320 | 257.4 |

LAW COURT APPELLATE DIVISION - TOTAL CASELOAD

TABLE LC-5

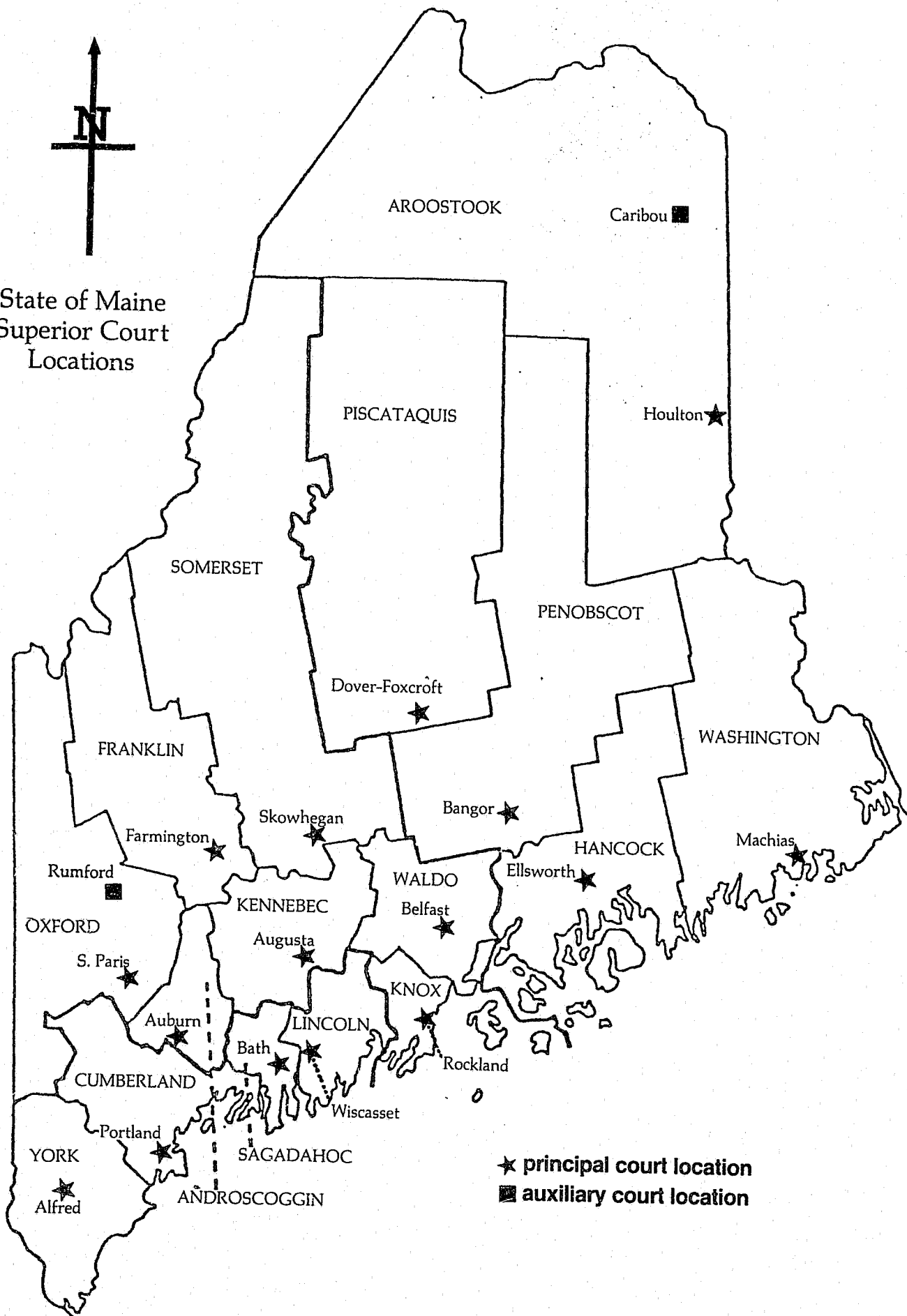

| | 1980 | 1981 | 1982 | 1983 | 1984 | 1985 | 1986 |
|-------------------|------|------|------|------|------|--------|------|
| BEGINNING PENDING | 21 | 42 | 38 | 26 | 30 | 42 (a) | 57 |
| FILINGS | 51 | 54 | 53 | 52 | 61 | 84 | 59 |
| DISPOSITIONS | 30 | 58 | 65 | 48 | 56 | 69 | 87 |
| END PENDING | 42 | 38 | 26 | 30 | 35 | 57 | 29 |

| DISPOSITIONS | 1986 |
|--------------------------------------|------|
| CASE WITHDRAWN | 10 |
| CASE DISMISSED: LACK OF JURISDICTION | 16 |
| SENTENCE INCREASED | 0 |
| SENTENCE REDUCED | 0 |
| APPEAL DENIED | 61 |
| TOTAL | 87 |

(a) Unexplained discrepancy between 1984 end pending and 1985 beginning pending.

APPENDIX II

SUPERIOR COURT CASELOAD STATISTICS



1986

Maine Superior Court

Justices

Hon. Robert W. Clifford, Chief Justice (elevated to SJC 8/1/86)
Hon. Morton A. Brody, Chief Justice (appointed chief justice 8/1/86)

Hon. Stephen L. Perkins
Hon. Herbert T. Silsby, II
Hon. William E. McKinley
Hon. Donald G. Alexander
Hon. Jesse B. Gunther (resigned 2/1/86)
Hon. Carl O. Bradford
Hon. William S. Brodrick
Hon. Thomas E. Delahanty, II
Hon. Paul T. Pierson
Hon. G. Arthur Brennan
Hon. Bruce W. Chandler
Hon. Eugene W. Beaulieu
Hon. Kermit V. Lipez
Hon. Jack O. Smith (appointed 3/27/86)
Hon. Paul A. Fritzsche (appointed 7/31/86)
Hon. Roland A. Cole (appointed 9/25/86)

Active Retired Justices

Hon. Ian MacInnes
Hon. Robert L. Browne

Clerks

| | |
|--------------|--------------------------------------|
| Androscoggin | Sally Bourget |
| Aroostook | Robert Rush |
| Cumberland | Lucille Lepitre |
| Franklin | Lynda Haskell |
| Hancock | Rosemary Merchant |
| Kennebec | P. Valerie Page (retired 10/1/86) |
| | Nancy Desjardins (appointed 10/1/86) |
| Knox | Susan Simmons |
| Lincoln | George Cowan (retired 9/30/86) |
| | Debra Nowak (appointed 10/1/86) |
| Oxford | Donna Howe |
| Penobscot | Margaret Gardner |
| Piscataquis | Sandra Welch |
| Sagadahoc | Debra Nowak |
| Somerset | Esther Waters |
| Waldo | Joyce Page |
| Washington | Marilyn Braley |
| York | Barbara Kunkel |

SUPERIOR COURT CASELOAD STATISTICS

The data tables contained in this section are organized into four segments, detailing the composition and flow of Superior Court caseload for the past seven years. These data are derived from the Superior Court Statistical Reporting System established in 1977. Statistical sheets for each case are prepared manually by Superior Court clerks; these sheets are subsequently entered for computerized editing and updating on a monthly basis. Numerous reporting programs provide caseload information for management purposes throughout the year and serve as the source of the data presented in this Annual Report. Definitions of types of cases and dispositions for civil and criminal cases appear on pages 103 and 150 respectively.

In order to determine trends over a period of time, many tables in this 1986 report include information for the years 1980 through 1986. As a result of periodic auditing, however, some of these figures may not match those which appeared in previous Annual Report publications, although the variations in most instances are minimal. All figures are presented by calendar year.

It should also be noted that all figures reflecting filings also include refilings. Refilings are cases which were previously disposed, but have returned to the Superior Court for substantial further action. The specific circumstances under which a civil or criminal action is considered a refiling appear on pages 103 and 150 respectively. Refilings constitute from one to two percent of the total caseload.

Summary

Table SC-1 presents a one-page summary of total Superior Court caseload. Table SC-2 traces the flow of all cases in each of the 16 Superior Court locations since 1980. In 1986, total pending caseload remained stable due to the rising backlog of URESA and criminal cases counteracted by civil pending caseload decreases. As Table SC-3 demonstrates, criminal cases account for almost 63% of the Superior Court's caseload, with civil and URESA cases comprising 30% and 7% respectively.

Civil Caseload

Graph SC-4 through Table SC-15 provide detailed information concerning the Superior Court's civil caseload. Statewide, 1986 is the fifth consecutive year in which civil dispositions exceeded civil filings, resulting in the lowest level of pending caseload in recent history. Of the 5,974 dispositions during 1986, over one-half were dismissed upon agreement of the parties (Rule 41(a)). The 221 civil jury trials accounted for 3.7% of all dispositions.

Table SC-12 presents timeframe data for the civil pending caseload. As of the end of 1986, the average civil case had been pending for an average of over 17 months, and almost 25% of all pending civil cases were over two years old.

The average time required for a case to reach jury trial is presented on Table SC-13. It took an average of 2.4 years for a civil case to reach jury trial during 1986. It should be noted, however, that the average number of days from filing to pre-trial memorandum, a period over which the courts have little control, alone consumed over one year (see Table SC-15). Table SC-14 summarizes the average number of days required from filing to disposition for civil cases during the last seven years. The statewide average is now 529 days, a marked decrease over last year. When reviewing this table for individual courts, the detailed 1986 figures on Table SC-15 should also be consulted, since smaller courts may have had few cases from which to calculate an average.

Five key timeframes are measured on Table SC-15:

- Filing to Pre-trial Memorandum
- Pre-trial Memorandum to Pre-trial Conference
- Pre-trial Conference to Jury Trial
- Pre-trial Conference to Non-Jury Trial
- Filing to Disposition

Although the first two timeframes occur prior to final disposition, these measures cannot be calculated until the information is entered into the computer at the time the case is actually disposed. Also, the data do not take into account the newly instituted statewide civil caseload expedition project whereby cases proceed to trial without pre-trial memoranda or conferences.

The first timeframe is largely a measure of the time required for attorneys to file a pre-trial memorandum after a case has been filed in the Superior Court. About 37% of the cases required over a year from filing to pre-trial memorandum, with a statewide average of 373 days. The measure from pre-trial memorandum to pre-trial conference reflects the time required to reach conference after the request has been submitted; statewide, this averages 191 days. The next two timeframes, conference to jury trial and conference to non-jury trial are significant in that they indicate how quickly the court is able to accommodate the demand for trials. However, it should be noted that courts may employ different scheduling policies which may impact these calculations; for instance, some courts may deliberately not schedule pre-trial conferences until the court's ability to schedule a trial is imminent. Nonetheless, the cases disposed during 1986 took an average of 430 to reach jury trial from pre-trial conference, while non-jury trials were held within 331 days. The last timeframe traces the total time required for civil cases to move from filing to disposition, and reflects the total number of cases disposed during 1986. Of the 5,974 cases disposed, 27% took in excess of two years to reach disposition.

In late 1984, the Supreme Judicial Court issued an administrative order establishing the civil caseload expedition project in Aroostook, Cumberland, Kennebec and Oxford Counties on a pilot basis, upon the recommendation of the Advisory Committee on Rules of Civil Procedure. The project involves the use of an expedited pretrial list with fixed discovery deadlines and no pretrial memoranda or conference. A Superior Court justice periodically reviews all incoming cases and determines which cases are not complex and can be placed on the expedited trial list. In January 1986, the project was expanded to every Superior Court location. The operation of this project affects the timeframe figures presented in this report, but specific data are not available.

URESAs (Uniform Reciprocal Enforcement of Support Act) Caseload

The Superior Court's URESA caseload is presented on Table SC-16 through SC-19. The number of URESA filings in 1986 represents a 33% decrease from the 1980 level. Since the number of dispositions did not meet the number of incoming filings, the pending caseload increased by 9.4% over last year.

Criminal Caseload

Criminal caseload in the Superior Court may be counted by either docket number or defendant number. When counted by docket number, the actual number of cases assigned a docket number is reflected. Some courts report multiple-defendant cases more frequently than others, due to differing District Attorney practices, resulting in docket numbers which contain more than one defendant. From a statewide perspective, the issue is not particularly significant, since caseload measured by number of defendants is only a few percent higher than when calculated by docket number. (See Table SC-27). In this report, the core analysis of filings, dispositions and pending caseloads are counted by docket number, as are the types of cases, such as appeals,

transfers, indictments, etc. However, classes of charges are counted by defendant, as are types of dispositions and trials. The latter two items are counted by defendant because of the likelihood for the multiple defendants included in a single docket number to be tried and/or disposed in different manners.

Graph SC-20 through Table SC-36 depict the criminal caseload statewide. The number of criminal filings has risen by 5% since last year, reaching the highest level ever reported in the Superior Court. Dispositions totaled 10,586, a 12% increase, but they still fell short of the 11,094 cases filed. As a result, pending caseload reached an all-time high of 7,106 cases. About one-half of all criminal case filings were transfers from the District Court involving Class D and Class E proceedings. Cases involving murder, Class A, Class B and Class C crimes (generally considered to be felonies) constituted 31% of the state's criminal caseload.

Boundovers from the District Court create a difficult situation with regard to the counting of cases for statistical purposes. When a boundover is filed in the Superior Court, it statistically remains a "boundover" type of case even if an indictment results. (See Table SC-25) When a boundover results in an information being filed, however, the District Attorney dismisses the boundover, and a new docket number is assigned for the information. Under such circumstances, the case is actually being counted twice, and the number of District Attorney dismissals is slightly inflated.

Table SC-28 was prepared in order to document the effect of outstanding warrants of arrest upon criminal pending caseload. In general, the assumption has been made that pending caseload serves as an indication of a court's ability or inability to efficiently dispose of cases in relationship to incoming workload. In reality, cases may be pending in the Superior Court that cannot be processed because a warrant issued for the defendant is not or cannot be served. Thus, it may be unfair to hold the courts solely responsible for increases in pending caseload which in fact may be beyond their control. Certainly the effect of outstanding warrants upon pending caseload varies considerably throughout the state. Statewide, 28.9% of all criminal pending caseload appears to be a result of outstanding warrants.

Case disposition data on Tables SC-29 and SC-30 reveal that defendants were convicted in 56% of all cases, while dismissals by either the court or the District Attorney accounted for 28% of all dispositions. Of the 6,089 convictions, 93% were by plea of guilty. There were 472 criminal jury trials during 1986 which represents about 4% of all criminal case dispositions. (See Table SC-31).

Table SC-34 portrays the average time required for indictments and transfers to reach a jury trial. Indictments took an average of 6.8 months to reach a jury trial while transfers reached jury trial in about 7 months. Table SC-35 includes the average time required to reach final disposition for indictments and transfers. These figures reflect all cases reaching disposition, including those which may have been quickly terminated via dismissal, so the average time is less than for the previous table where all cases culminated in jury trial. When reviewing averages for individual courts, Table SC-36 which refers to the actual numbers of cases should also be consulted, since smaller courts may have had few cases from which to calculate an average.

SUPERIOR COURT -- TOTAL CASELOAD SUMMARY*

TABLE SC-1

| | FILINGS | | | | | | | DISPOSITIONS | | | | | | |
|--------------|---------|--------|--------|--------|--------|--------|--------|--------------|--------|--------|--------|--------|--------|--------|
| | 1980 | 1981 | 1982 | 1983 | 1984 | 1985 | 1986 | 1980 | 1981 | 1982 | 1983 | 1984 | 1985 | 1986 |
| ANDROSCOGGIN | 1,300 | 1,189 | 1,410 | 1,355 | 1,364 | 1,466 | 1,408 | 1,125 | 1,186 | 1,276 | 1,354 | 1,443 | 1,460 | 1,457 |
| AROOSTOOK | 1,200 | 1,240 | 1,130 | 1,093 | 828 | 906 | 780 | 1,197 | 1,314 | 1,124 | 1,151 | 994 | 893 | 807 |
| CUMBERLAND | 3,556 | 3,837 | 3,574 | 3,564 | 3,304 | 3,833 | 3,878 | 3,326 | 3,322 | 3,339 | 3,802 | 3,733 | 3,645 | 3,730 |
| FRANKLIN | 637 | 640 | 605 | 573 | 558 | 650 | 626 | 549 | 609 | 580 | 625 | 505 | 687 | 686 |
| HANCOCK | 504 | 487 | 528 | 495 | 496 | 491 | 464 | 490 | 482 | 419 | 585 | 455 | 497 | 522 |
| KENNEBEC | 1,577 | 1,479 | 1,706 | 1,610 | 1,481 | 1,660 | 1,456 | 1,620 | 1,691 | 1,604 | 1,730 | 1,595 | 1,592 | 1,545 |
| KNOX | 621 | 617 | 594 | 654 | 781 | 864 | 745 | 578 | 665 | 576 | 597 | 743 | 799 | 782 |
| LINCOLN | 394 | 449 | 445 | 549 | 461 | 517 | 813 | 367 | 388 | 350 | 430 | 491 | 528 | 785 |
| OXFORD | 635 | 586 | 723 | 574 | 495 | 750 | 665 | 616 | 544 | 597 | 554 | 541 | 706 | 755 |
| PENOBSCOT | 1,811 | 1,631 | 1,607 | 1,597 | 1,473 | 1,677 | 1,612 | 1,797 | 1,538 | 1,768 | 1,559 | 1,631 | 1,516 | 1,794 |
| PISCATAQUIS | 221 | 195 | 224 | 211 | 172 | 194 | 177 | 144 | 254 | 219 | 165 | 155 | 231 | 178 |
| SAGadahoc | 501 | 443 | 405 | 490 | 474 | 573 | 566 | 415 | 448 | 369 | 358 | 548 | 525 | 691 |
| SOMERSET | 1,350 | 1,401 | 1,151 | 1,145 | 1,111 | 1,168 | 1,154 | 1,395 | 1,338 | 1,082 | 1,229 | 1,051 | 1,078 | 1,038 |
| WALDO | 326 | 387 | 367 | 404 | 398 | 389 | 465 | 362 | 399 | 361 | 374 | 443 | 326 | 480 |
| WASHINGTON | 431 | 474 | 371 | 516 | 476 | 470 | 432 | 468 | 477 | 338 | 504 | 459 | 500 | 363 |
| YORK | 2,191 | 2,251 | 2,058 | 1,874 | 1,648 | 2,169 | 2,475 | 2,130 | 1,956 | 1,849 | 1,974 | 1,950 | 1,745 | 2,047 |
| STATE TOTAL | 17,255 | 17,306 | 16,898 | 16,704 | 15,520 | 17,777 | 17,716 | 16,579 | 16,611 | 15,851 | 16,991 | 16,737 | 16,728 | 17,660 |

* All cases counted by docket number

SUPERIOR COURT -- TOTAL CASELOAD DETAIL*

TABLE SC-2

| STATE TOTAL | 1980 | 1981 | 1982 | 1983 | 1984 | 1985 | 1986 | % CHG. '80-'86 | % CHG. '85-'86 |
|-----------------|--------|--------|--------|--------|--------|--------|--------|-------------------|-------------------|
| CIVIL | | | | | | | | | |
| -Pending Jan.1 | 8,965 | 9,201 | 9,370 | 9,191 | 8,800 | 8,371 | 7,942 | -11.4 | -5.1 |
| -Filings | 6,445 | 6,370 | 6,084 | 5,836 | 5,442 | 5,524 | 5,326 | -17.4 | -3.6 |
| -Dispositions | 6,209 | 6,201 | 6,263 | 6,227 | 5,871 | 5,953 | 5,974 | -3.8 | 0.4 |
| -Pending Dec.31 | 9,201 | 9,370 | 9,191 | 8,800 | 8,371 | 7,942 | 7,294 | -20.7 | -8.2 |
| -Caseload Chg. | 236 | 169 | -179 | -391 | -429 | -429 | -648 | | |
| URES | | | | | | | | | |
| -Pending Jan.1 | 1,232 | 1,691 | 1,824 | 1,923 | 2,151 | 1,745 | 2,088 | 69.5 | 19.7 |
| -Filings | 1,944 | 1,749 | 1,538 | 1,565 | 1,350 | 1,687 | 1,296 | -33.3 | -23.2 |
| -Dispositions | 1,485 | 1,616 | 1,439 | 1,337 | 1,756 | 1,344 | 1,100 | -25.9 | -18.2 |
| -Pending Dec.31 | 1,691 | 1,824 | 1,923 | 2,151 | 1,745 | 2,088 | 2,284 | 35.1 | 9.4 |
| -Caseload Chg. | 459 | 133 | 99 | 228 | -406 | 343 | 196 | | |
| CRIMINAL | | | | | | | | | |
| -Pending Jan.1 | 4,468 | 4,449 | 4,842 | 5,969 | 5,845 | 5,463 | 6,598 | 47.7 | 20.8 |
| -Filings | 8,866 | 9,187 | 9,276 | 9,303 | 8,728 | 10,566 | 11,094 | 25.1 | 5.0 |
| -Dispositions | 8,885 | 8,794 | 8,149 | 9,427 | 9,110 | 9,431 | 10,586 | 19.1 | 12.2 |
| -Pending Dec.31 | 4,449 | 4,842 | 5,969 | 5,845 | 5,463 | 6,598 | 7,106 | 59.7 | 7.7 |
| -Caseload Chg. | -19 | 393 | 1127 | -124 | -382 | 1135 | 508 | | |
| TOTAL CASELOAD | | | | | | | | | |
| -Pending Jan.1 | 14,665 | 15,341 | 16,036 | 17,083 | 16,796 | 15,579 | 16,628 | 13.4 | 6.7 |
| -Filings | 17,255 | 17,306 | 16,898 | 16,704 | 15,520 | 17,777 | 17,716 | 2.7 | -0.3 |
| -Dispositions | 16,579 | 16,611 | 15,851 | 16,991 | 16,737 | 16,728 | 17,660 | 6.5 | 5.6 |
| -Pending Dec.31 | 15,341 | 16,036 | 17,083 | 16,796 | 15,579 | 16,628 | 16,684 | 8.8 | 0.3 |
| -Caseload Chg. | 676 | 695 | 1047 | -287 | -1217 | 1049 | 56 | | |

*-Includes cases filed and refilled.

- All cases counted by docket number.

SUPERIOR COURT -- TOTAL CASELOAD DETAIL*

TABLE SC-2

| | 1980 | 1981 | 1982 | 1983 | 1984 | 1985 | 1986 | % CHG. '80-'86 | % CHG. '85-'86 |
|-----------------------|------|------|------|------|------|------|------|-------------------|-------------------|
| ANDROSCOGGIN | | | | | | | | | |
| CIVIL | | | | | | | | | |
| -Pending Jan.1 | 940 | 976 | 992 | 976 | 1011 | 965 | 834 | -11.3 | -13.6 |
| -Filings | 630 | 623 | 596 | 599 | 545 | 544 | 505 | -19.8 | -7.2 |
| -Dispositions | 594 | 607 | 612 | 564 | 591 | 675 | 607 | 2.2 | -10.1 |
| -Pending Dec.31 | 976 | 992 | 976 | 1011 | 965 | 834 | 732 | -25.0 | -12.2 |
| -Caseload Chg. | 36 | 16 | -16 | 35 | -46 | -131 | -102 | | |
| URESA | | | | | | | | | |
| -Pending Jan.1 | 80 | 105 | 129 | 151 | 144 | 88 | 164 | 105.0 | 86.4 |
| -Filings | 117 | 122 | 124 | 89 | 118 | 134 | 125 | 6.8 | -6.7 |
| -Dispositions | 92 | 98 | 102 | 96 | 174 | 58 | 97 | 5.4 | 67.2 |
| -Pending Dec.31 | 105 | 129 | 151 | 144 | 88 | 164 | 192 | 82.9 | 17.1 |
| -Caseload Chg. | 25 | 24 | 22 | -7 | -56 | 76 | 28 | | |
| CRIMINAL | | | | | | | | | |
| -Pending Jan.1 | 295 | 409 | 372 | 500 | 473 | 496 | 557 | 88.8 | 12.3 |
| -Filings | 553 | 444 | 690 | 667 | 701 | 788 | 778 | 40.7 | -1.3 |
| -Dispositions | 439 | 481 | 562 | 694 | 678 | 727 | 753 | 71.5 | 3.6 |
| -Pending Dec.31 | 409 | 372 | 500 | 473 | 496 | 557 | 582 | 42.3 | 4.5 |
| -Caseload Chg. | 114 | -37 | 128 | -27 | 23 | 61 | 25 | | |
| TOTAL CASELOAD | | | | | | | | | |
| -Pending Jan.1 | 1315 | 1490 | 1493 | 1627 | 1628 | 1549 | 1555 | 18.3 | 0.4 |
| -Filings | 1300 | 1189 | 1410 | 1355 | 1364 | 1466 | 1408 | 8.3 | -4.0 |
| -Dispositions | 1125 | 1186 | 1276 | 1354 | 1443 | 1460 | 1457 | 29.5 | -0.2 |
| -Pending Dec.31 | 1490 | 1493 | 1627 | 1628 | 1549 | 1555 | 1506 | 1.1 | -3.2 |
| -Caseload Chg. | 175 | 3 | 134 | 1 | -79 | 6 | -49 | | |

*-Includes cases filed and refiled.

-All cases counted by docket number.

SUPERIOR COURT -- TOTAL CASELOAD DETAIL*

TABLE SC-2

| | | | | | | | | % CHG. | % CHG. |
|-----------------|------|------|------|------|------|------|------|---------|---------|
| AROOSTOOK | 1980 | 1981 | 1982 | 1983 | 1984 | 1985 | 1986 | '80-'86 | '85-'86 |
| CIVIL | | | | | | | | | |
| -Pending Jan.1 | 528 | 558 | 507 | 545 | 548 | 463 | 445 | -15.7 | -3.9 |
| -Filings | 360 | 312 | 361 | 379 | 307 | 322 | 293 | -18.6 | -9.0 |
| -Dispositions | 330 | 363 | 323 | 376 | 392 | 340 | 289 | -12.4 | -15.0 |
| -Pending Dec.31 | 558 | 507 | 545 | 548 | 463 | 445 | 449 | -19.5 | 0.9 |
| -Caseload Chg. | 30 | -51 | 38 | 3 | -85 | -18 | 4 | | |
| URES | | | | | | | | | |
| -Pending Jan.1 | 60 | 23 | 30 | 23 | 32 | 31 | 39 | -35.0 | 25.8 |
| -Filings | 167 | 144 | 120 | 129 | 113 | 157 | 119 | -28.7 | -24.2 |
| -Dispositions | 204 | 137 | 127 | 120 | 114 | 149 | 146 | -28.4 | -2.0 |
| -Pending Dec.31 | 23 | 30 | 23 | 32 | 31 | 39 | 12 | -47.8 | -69.2 |
| -Caseload Chg. | -37 | 7 | -7 | 9 | -1 | 8 | -27 | | |
| CRIMINAL | | | | | | | | | |
| -Pending Jan.1 | 431 | 441 | 411 | 386 | 316 | 236 | 259 | -39.9 | 9.7 |
| -Filings | 673 | 784 | 649 | 585 | 408 | 427 | 368 | -45.3 | -13.8 |
| -Dispositions | 663 | 814 | 674 | 655 | 488 | 404 | 372 | -43.9 | -7.9 |
| -Pending Dec.31 | 441 | 411 | 386 | 316 | 236 | 259 | 255 | -42.2 | -1.5 |
| -Caseload Chg. | 10 | -30 | -25 | -70 | -80 | 23 | -4 | | |
| TOTAL CASELOAD | | | | | | | | | |
| -Pending Jan.1 | 1019 | 1022 | 948 | 954 | 896 | 730 | 743 | -27.1 | 1.8 |
| -Filings | 1200 | 1240 | 1130 | 1093 | 828 | 906 | 780 | -35.0 | -13.9 |
| -Dispositions | 1197 | 1314 | 1124 | 1151 | 994 | 893 | 807 | -32.6 | -9.6 |
| -Pending Dec.31 | 1022 | 948 | 954 | 896 | 730 | 743 | 716 | -29.9 | -3.6 |
| -Caseload Chg. | 3 | -74 | 6 | -58 | -166 | 13 | -27 | | |

*-Includes cases filed and refiled.

-All cases counted by docket number.

SUPERIOR COURT -- TOTAL CASELOAD DETAIL*

TABLE SC-2

| | | | | | | | % CHG. % CHG. | |
|-----------------------|-------------|-------------|-------------|-------------|-------------|-------------|---------------------|----------------|
| CUMBERLAND | 1980 | 1981 | 1982 | 1983 | 1984 | 1985 | 1986 '80-'86 | '85-'86 |
| CIVIL | | | | | | | | |
| -Pending Jan.1 | 2050 | 2251 | 2413 | 2486 | 2271 | 2084 | 1913 | -6.7 -8.2 |
| -Filings | 1577 | 1607 | 1532 | 1418 | 1334 | 1361 | 1382 | -12.4 1.5 |
| -Dispositions | 1376 | 1445 | 1459 | 1633 | 1521 | 1532 | 1471 | 6.9 -4.0 |
| -Pending Dec.31 | 2251 | 2413 | 2486 | 2271 | 2084 | 1913 | 1824 | -19.0 -4.7 |
| -Caseload Chg. | 201 | 162 | 73 | -215 | -187 | -171 | -89 | |
| URES | | | | | | | | |
| -Pending Jan.1 | 257 | 358 | 418 | 383 | 460 | 275 | 301 | 17.1 9.5 |
| -Filings | 330 | 283 | 259 | 273 | 222 | 237 | 208 | -37.0 -12.2 |
| -Dispositions | 229 | 223 | 294 | 196 | 407 | 211 | 70 | -69.4 -66.8 |
| -Pending Dec.31 | 356 | 418 | 383 | 460 | 275 | 301 | 439 | 22.6 45.8 |
| -Caseload Chg. | 101 | 60 | -35 | 77 | -185 | 26 | 138 | |
| CRIMINAL | | | | | | | | |
| -Pending Jan.1 | 785 | 713 | 1006 | 1203 | 1103 | 1046 | 1379 | 75.7 31.8 |
| -Filings | 1649 | 1947 | 1783 | 1873 | 1748 | 2235 | 2288 | 38.8 2.4 |
| -Dispositions | 1721 | 1654 | 1586 | 1973 | 1805 | 1902 | 2189 | 27.2 15.1 |
| -Pending Dec.31 | 713 | 1006 | 1203 | 1103 | 1046 | 1379 | 1478 | 107.3 7.2 |
| -Caseload Chg. | -72 | 293 | 197 | -100 | -57 | 333 | 99 | |
| TOTAL CASELOAD | | | | | | | | |
| -Pending Jan.1 | 3092 | 3322 | 3837 | 4072 | 3834 | 3405 | 3593 | 16.2 5.5 |
| -Filings | 3556 | 3837 | 3574 | 3564 | 3304 | 3833 | 3878 | 9.1 1.2 |
| -Dispositions | 3326 | 3322 | 3339 | 3802 | 3733 | 3645 | 3730 | 12.1 2.3 |
| -Pending Dec.31 | 3322 | 3837 | 4072 | 3834 | 3405 | 3593 | 3741 | 12.6 4.1 |
| -Caseload Chg. | 230 | 515 | 235 | -238 | -429 | 188 | 148 | |

*-Includes cases filed and refiled.

-All cases counted by docket number.

SUPERIOR COURT -- TOTAL CASELOAD DETAIL*

TABLE SC-2

| | | | | | | | % CHG. | | % CHG. | |
|-----------------------|-------------|-------------|-------------|-------------|-------------|-------------|-------------|----------------|----------------|--|
| FRANKLIN | 1980 | 1981 | 1982 | 1983 | 1984 | 1985 | 1986 | '80-'86 | '85-'86 | |
| CIVIL | | | | | | | | | | |
| -Pending Jan.1 | 165 | 210 | 225 | 197 | 168 | 169 | 129 | -21.8 | -23.7 | |
| -Filings | 157 | 169 | 135 | 129 | 107 | 87 | 97 | -38.2 | 11.5 | |
| -Dispositions | 112 | 154 | 163 | 158 | 106 | 127 | 102 | -8.9 | -19.7 | |
| -Pending Dec.31 | 210 | 225 | 197 | 168 | 169 | 129 | 124 | -41.0 | -3.9 | |
| -Caseload Chg. | 45 | 15 | -28 | -29 | 1 | -40 | -5 | | | |
| URES | | | | | | | | | | |
| -Pending Jan.1 | 14 | 27 | 36 | 41 | 48 | 52 | 39 | 178.6 | -25.0 | |
| -Filings | 42 | 41 | 47 | 30 | 29 | 37 | 45 | 7.1 | 21.6 | |
| -Dispositions | 29 | 32 | 42 | 23 | 25 | 50 | 24 | -17.2 | -52.0 | |
| -Pending Dec.31 | 27 | 36 | 41 | 48 | 52 | 39 | 60 | 122.2 | 53.8 | |
| -Caseload Chg. | 13 | 9 | 5 | 7 | 4 | -13 | 21 | | | |
| CRIMINAL | | | | | | | | | | |
| -Pending Jan.1 | 135 | 165 | 172 | 220 | 190 | 238 | 254 | 88.1 | 6.7 | |
| -Filings | 438 | 430 | 423 | 414 | 422 | 526 | 484 | 10.5 | -8.0 | |
| -Dispositions | 408 | 423 | 375 | 444 | 374 | 510 | 560 | 27.3 | 9.8 | |
| -Pending Dec.31 | 165 | 172 | 220 | 190 | 238 | 254 | 178 | 7.9 | -29.9 | |
| -Caseload Chg. | 30 | 7 | 48 | -30 | 48 | 16 | -76 | | | |
| TOTAL CASELOAD | | | | | | | | | | |
| -Pending Jan.1 | 314 | 402 | 433 | 458 | 406 | 459 | 422 | 34.4 | -8.1 | |
| -Filings | 637 | 640 | 605 | 573 | 558 | 650 | 626 | -1.7 | -3.7 | |
| -Dispositions | 549 | 609 | 580 | 625 | 505 | 687 | 686 | 25.0 | -0.1 | |
| -Pending Dec.31 | 402 | 433 | 458 | 406 | 459 | 422 | 362 | -10.0 | -14.2 | |
| -Caseload Chg. | 88 | 31 | 25 | -52 | 53 | -37 | -60 | | | |

*-Includes cases filed and refiled.

-All cases counted by docket number.

SUPERIOR COURT -- TOTAL CASELOAD DETAIL*

TABLE SC-2

| | | | | | | | | % CHG. | % CHG. |
|-----------------|------|------|------|------|------|------|------|---------|---------|
| HANCOCK | 1980 | 1981 | 1982 | 1983 | 1984 | 1985 | 1986 | '80-'86 | '85-'86 |
| CIVIL | | | | | | | | | |
| -Pending Jan.1 | 359 | 351 | 352 | 366 | 338 | 321 | 326 | -9.2 | 1.6 |
| -Filings | 225 | 211 | 213 | 202 | 195 | 191 | 200 | -11.1 | 4.7 |
| -Dispositions | 233 | 210 | 199 | 230 | 212 | 186 | 210 | -9.9 | 12.9 |
| -Pending Dec.31 | 351 | 352 | 366 | 338 | 321 | 326 | 316 | -10.0 | -3.1 |
| -Caseload Chg. | -8 | 1 | 14 | -28 | -17 | 5 | -10 | | |
| URES | | | | | | | | | |
| -Pending Jan.1 | 40 | 65 | 57 | 90 | 68 | 62 | 91 | 127.5 | 46.8 |
| -Filings | 79 | 64 | 71 | 63 | 59 | 62 | 42 | -46.8 | -32.3 |
| -Dispositions | 54 | 72 | 38 | 85 | 65 | 33 | 34 | -37.0 | 3.0 |
| -Pending Dec.31 | 65 | 57 | 90 | 68 | 62 | 91 | 99 | 52.3 | 8.8 |
| -Caseload Chg. | 25 | -8 | 33 | -22 | -6 | 29 | 8 | | |
| CRIMINAL | | | | | | | | | |
| -Pending Jan.1 | 137 | 134 | 146 | 208 | 168 | 232 | 192 | 40.1 | -17.2 |
| -Filings | 200 | 212 | 244 | 230 | 242 | 238 | 222 | 11.0 | -6.7 |
| -Dispositions | 203 | 200 | 182 | 270 | 178 | 278 | 278 | 36.9 | 0.0 |
| -Pending Dec.31 | 134 | 146 | 208 | 168 | 232 | 192 | 136 | 1.5 | -29.2 |
| -Caseload Chg. | -3 | 12 | 62 | -40 | -12 | -38 | -56 | | |
| TOTAL CASELOAD | | | | | | | | | |
| -Pending Jan.1 | 536 | 550 | 555 | 664 | 574 | 615 | 609 | 13.6 | -1.0 |
| -Filings | 504 | 487 | 528 | 495 | 496 | 491 | 464 | -7.9 | -5.5 |
| -Dispositions | 490 | 482 | 419 | 585 | 455 | 497 | 522 | 6.5 | 5.0 |
| -Pending Dec.31 | 550 | 555 | 664 | 574 | 615 | 609 | 551 | 0.2 | -9.5 |
| -Caseload Chg. | 14 | 5 | 109 | -90 | 41 | -6 | -58 | | |

*-Includes cases filed and refiled.

-All cases counted by docket number.

SUPERIOR COURT -- TOTAL CASELOAD DETAIL*

TABLE SC-2

| | | | | | | | % CHG. | | % CHG. | |
|-----------------------|------|------|------|------|------|------|--------|---------|---------|--|
| KENNEBEC | 1980 | 1981 | 1982 | 1983 | 1984 | 1985 | 1986 | '80-'86 | '85-'86 | |
| CIVIL | | | | | | | | | | |
| -Pending Jan.1 | 1162 | 1081 | 975 | 896 | 830 | 774 | 721 | -38.0 | -6.8 | |
| -Filings | 697 | 631 | 626 | 609 | 590 | 625 | 570 | -18.2 | -8.8 | |
| -Dispositions | 778 | 737 | 705 | 675 | 646 | 678 | 686 | -11.8 | 1.2 | |
| -Pending Dec.31 | 1081 | 975 | 896 | 830 | 774 | 721 | 605 | -44.0 | -16.1 | |
| -Caseload Chg. | -81 | -106 | -79 | -66 | -56 | -53 | -116 | | | |
| URES | | | | | | | | | | |
| -Pending Jan.1 | 199 | 276 | 169 | 192 | 243 | 243 | 272 | 36.7 | 11.9 | |
| -Filings | 171 | 151 | 114 | 160 | 113 | 147 | 103 | -39.8 | -29.9 | |
| -Dispositions | 94 | 258 | 91 | 109 | 113 | 118 | 85 | -9.6 | -28.0 | |
| -Pending Dec.31 | 276 | 169 | 192 | 243 | 243 | 272 | 290 | 5.1 | 6.6 | |
| -Caseload Chg. | 77 | -107 | 23 | 51 | 0 | 29 | 18 | | | |
| CRIMINAL | | | | | | | | | | |
| -Pending Jan.1 | 458 | 419 | 420 | 578 | 473 | 415 | 507 | 10.7 | 22.2 | |
| -Filings | 709 | 697 | 966 | 841 | 778 | 888 | 783 | 10.4 | -11.8 | |
| -Dispositions | 748 | 696 | 808 | 946 | 836 | 796 | 774 | 3.5 | -2.8 | |
| -Pending Dec.31 | 419 | 420 | 578 | 473 | 415 | 507 | 516 | 23.2 | 1.8 | |
| -Caseload Chg. | -39 | 1 | 158 | -105 | -58 | 92 | 9 | | | |
| TOTAL CASELOAD | | | | | | | | | | |
| -Pending Jan.1 | 1819 | 1776 | 1564 | 1666 | 1546 | 1432 | 1500 | -17.5 | 4.7 | |
| -Filings | 1577 | 1479 | 1706 | 1610 | 1481 | 1660 | 1456 | -7.7 | -12.3 | |
| -Dispositions | 1620 | 1691 | 1604 | 1730 | 1595 | 1592 | 1545 | -4.6 | -3.0 | |
| -Pending Dec.31 | 1776 | 1564 | 1666 | 1546 | 1432 | 1500 | 1411 | -20.6 | -5.9 | |
| -Caseload Chg. | -43 | -212 | 102 | -120 | -114 | 68 | -89 | | | |

*-Includes Cases filed and refiled.

-All cases counted by docket number.

SUPERIOR COURT -- TOTAL CASELOAD DETAIL*

TABLE SC-2

| | | | | | | | % CHG. | | |
|-----------------------|------|------|------|------|------|------|--------|---------|---------|
| KNOX | 1980 | 1981 | 1982 | 1983 | 1984 | 1985 | 1986 | '80-'86 | '85-'86 |
| CIVIL | | | | | | | | | |
| -Pending Jan.1 | 294 | 290 | 258 | 221 | 203 | 189 | 175 | -40.5 | -7.4 |
| -Filings | 190 | 194 | 164 | 158 | 148 | 152 | 145 | -23.7 | -4.6 |
| -Dispositions | 194 | 226 | 201 | 176 | 162 | 166 | 164 | -15.5 | -1.2 |
| -Pending Dec.31 | 290 | 258 | 221 | 203 | 189 | 175 | 156 | -46.2 | -10.9 |
| -Caseload Chg. | -4 | -32 | -37 | -18 | -14 | -14 | -19 | | |
| URES | | | | | | | | | |
| -Pending Jan.1 | 34 | 52 | 57 | 61 | 82 | 59 | 81 | 138.2 | 37.3 |
| -Filings | 51 | 58 | 48 | 58 | 46 | 63 | 22 | -56.9 | -65.1 |
| -Dispositions | 33 | 53 | 44 | 37 | 69 | 41 | 46 | 39.4 | 12.2 |
| -Pending Dec.31 | 52 | 57 | 61 | 82 | 59 | 81 | 57 | 9.6 | -29.6 |
| -Caseload Chg. | 18 | 5 | 4 | 21 | -23 | 22 | -24 | | |
| CRIMINAL | | | | | | | | | |
| -Pending Jan.1 | 162 | 191 | 170 | 221 | 275 | 350 | 407 | 151.2 | 16.3 |
| -Filings | 380 | 365 | 382 | 438 | 587 | 649 | 578 | 52.1 | -10.9 |
| -Dispositions | 351 | 386 | 331 | 384 | 512 | 592 | 572 | 63.0 | -3.4 |
| -Pending Dec.31 | 191 | 170 | 221 | 275 | 350 | 407 | 413 | 116.2 | 1.5 |
| -Caseload Chg. | 29 | -21 | 51 | 54 | -32 | -31 | 6 | | |
| TOTAL CASELOAD | | | | | | | | | |
| -Pending Jan.1 | 490 | 533 | 485 | 503 | 560 | 598 | 663 | 35.3 | 10.9 |
| -Filings | 621 | 617 | 594 | 654 | 781 | 864 | 745 | 20.0 | -13.8 |
| -Dispositions | 578 | 665 | 576 | 597 | 743 | 799 | 782 | 35.3 | -2.1 |
| -Pending Dec.31 | 533 | 485 | 503 | 560 | 598 | 663 | 626 | 17.4 | -5.6 |
| -Caseload Chg. | 43 | -48 | 18 | 57 | 38 | 65 | -37 | | |

*-Includes cases filed and refilled.

-All cases counted by docket number.

SUPERIOR COURT -- TOTAL CASELOAD DETAIL*

TABLE SC-2

| | | | | | | | % CHG. | | |
|-----------------------|-------------|-------------|-------------|-------------|-------------|-------------|-------------|----------------|----------------|
| LINCOLN | 1980 | 1981 | 1982 | 1983 | 1984 | 1985 | 1986 | '80-'86 | '85-'86 |
| CIVIL | | | | | | | | | |
| -Pending Jan.1 | 137 | 153 | 185 | 193 | 195 | 192 | 188 | 37.2 | -2.1 |
| -Filings | 136 | 135 | 152 | 169 | 125 | 119 | 180 | 32.4 | 51.3 |
| -Dispositions | 120 | 103 | 144 | 167 | 128 | 123 | 182 | 51.7 | 48.0 |
| -Pending Dec.31 | 153 | 185 | 193 | 195 | 192 | 188 | 186 | 21.6 | -1.1 |
| -Caseload Chg. | 16 | 32 | 8 | 2 | -3 | -4 | -2 | | |
| URES | | | | | | | | | |
| -Pending Jan.1 | 23 | 23 | 34 | 36 | 36 | 37 | 52 | 126.1 | 40.5 |
| -Filings | 30 | 30 | 21 | 26 | 25 | 43 | 18 | -40.0 | -58.1 |
| -Dispositions | 30 | 19 | 19 | 26 | 24 | 28 | 25 | -16.7 | -10.7 |
| -Pending Dec.31 | 23 | 34 | 36 | 36 | 37 | 52 | 45 | 95.7 | -13.5 |
| -Caseload Chg. | 0 | 11 | 2 | 0 | 1 | 15 | -7 | | |
| CRIMINAL | | | | | | | | | |
| -Pending Jan.1 | 71 | 82 | 100 | 185 | 302 | 274 | 252 | 254.9 | -8.0 |
| -Filings | 228 | 284 | 272 | 354 | 311 | 355 | 615 | 169.7 | 73.2 |
| -Dispositions | 217 | 266 | 187 | 237 | 339 | 377 | 578 | 166.4 | 53.3 |
| -Pending Dec.31 | 82 | 100 | 185 | 302 | 274 | 252 | 289 | 252.4 | 14.7 |
| -Caseload Chg. | 11 | 18 | 85 | 117 | -28 | -22 | 37 | | |
| TOTAL CASELOAD | | | | | | | | | |
| -Pending Jan.1 | 231 | 258 | 319 | 414 | 533 | 503 | 492 | 113.0 | -2.2 |
| -Filings | 394 | 449 | 445 | 549 | 461 | 517 | 813 | 106.3 | 57.3 |
| -Dispositions | 367 | 388 | 350 | 430 | 491 | 528 | 785 | 113.9 | 48.7 |
| -Pending Dec.31 | 258 | 319 | 414 | 533 | 503 | 492 | 520 | 101.6 | 5.7 |
| -Caseload Chg. | 27 | 61 | 95 | 119 | -30 | -11 | 28 | | |

*-Includes cases filed and refiled.

-All cases counted by docket number.

-Approximately 200 of Lincoln's 615 criminal filings in 1986 were change of venue cases from Sagadahoc.

SUPERIOR COURT -- TOTAL CASELOAD DETAIL*

TABLE SC-2

| | | | | | | | % CHG. % CHG. | |
|-----------------------|-------------|-------------|-------------|-------------|-------------|-------------|---------------------|----------------|
| OXFORD | 1980 | 1981 | 1982 | 1983 | 1984 | 1985 | 1986 '80-'86 | '85-'86 |
| CIVIL | | | | | | | | |
| -Pending Jan.1 | 263 | 249 | 273 | 268 | 259 | 274 | 247 | -6.1 -9.9 |
| -Filings | 211 | 199 | 208 | 171 | 172 | 187 | 187 | -11.4 0.0 |
| -Dispositions | 225 | 175 | 213 | 180 | 157 | 214 | 206 | -8.4 -3.7 |
| -Pending Dec.31 | 249 | 273 | 268 | 259 | 274 | 247 | 228 | -8.4 -7.7 |
| -Caseload Chg. | -14 | 24 | -5 | -9 | 15 | -27 | -19 | |
| URES | | | | | | | | |
| -Pending Jan.1 | 56 | 63 | 71 | 84 | 98 | 97 | 103 | 83.9 6.2 |
| -Filings | 98 | 76 | 76 | 62 | 57 | 91 | 55 | -43.9 -39.6 |
| -Dispositions | 91 | 68 | 63 | 48 | 58 | 85 | 39 | -57.1 -54.1 |
| -Pending Dec.31 | 63 | 71 | 84 | 98 | 97 | 103 | 119 | 88.9 15.5 |
| -Caseload Chg. | 7 | 8 | 13 | 14 | -1 | 6 | 16 | |
| CRIMINAL | | | | | | | | |
| -Pending Jan.1 | 166 | 192 | 202 | 320 | 335 | 275 | 340 | 104.8 23.6 |
| -Filings | 326 | 311 | 439 | 341 | 266 | 472 | 423 | 29.8 -10.4 |
| -Dispositions | 300 | 301 | 321 | 326 | 326 | 407 | 510 | 70.0 25.3 |
| -Pending Dec.31 | 192 | 202 | 320 | 335 | 275 | 340 | 253 | 31.8 -25.6 |
| -Caseload Chg. | 26 | 10 | 118 | 15 | -60 | 65 | -87 | |
| TOTAL CASELOAD | | | | | | | | |
| -Pending Jan.1 | 485 | 504 | 546 | 672 | 692 | 646 | 690 | 42.3 6.8 |
| -Filings | 635 | 586 | 723 | 574 | 495 | 750 | 665 | 4.7 -11.3 |
| -Dispositions | 616 | 544 | 597 | 554 | 541 | 706 | 755 | 22.6 6.9 |
| -Pending Dec.31 | 504 | 546 | 672 | 692 | 646 | 690 | 600 | 19.0 -13.0 |
| -Caseload Chg. | 19 | 42 | 126 | 20 | -46 | 44 | -90 | |

*-Includes cases filed and refiled.

-All cases counted by docket number.

SUPERIOR COURT -- TOTAL CASELOAD DETAIL*

TABLE SC-2

| | | | | | | | | % CHG. | % CHG. |
|-----------------------|-------------|-------------|-------------|-------------|-------------|-------------|-------------|----------------|----------------|
| PENOBSCOT | 1980 | 1981 | 1982 | 1983 | 1984 | 1985 | 1986 | '80-'86 | '85-'86 |
| CIVIL | | | | | | | | | |
| -Pending Jan.1 | 1065 | 1042 | 1091 | 929 | 916 | 891 | 954 | -10.4 | 7.1 |
| -Filings | 718 | 693 | 645 | 606 | 594 | 609 | 504 | -29.8 | -17.2 |
| -Dispositions | 741 | 644 | 807 | 619 | 619 | 546 | 594 | -19.8 | 8.8 |
| -Pending Dec.31 | 1042 | 1091 | 929 | 916 | 891 | 954 | 864 | -17.1 | -9.4 |
| -Caseload Chg. | -23 | 49 | -162 | -13 | -25 | 63 | -90 | | |
| URES | | | | | | | | | |
| -Pending Jan.1 | 212 | 266 | 354 | 364 | 385 | 378 | 338 | 59.4 | -10.6 |
| -Filings | 243 | 243 | 204 | 203 | 167 | 213 | 158 | -35.0 | -25.8 |
| -Dispositions | 189 | 155 | 194 | 182 | 174 | 253 | 281 | 48.7 | 11.1 |
| -Pending Dec.31 | 266 | 354 | 364 | 385 | 378 | 338 | 215 | -19.2 | -36.4 |
| -Caseload Chg. | 54 | 88 | 10 | 21 | -7 | -40 | -123 | | |
| CRIMINAL | | | | | | | | | |
| -Pending Jan.1 | 448 | 431 | 387 | 378 | 408 | 282 | 420 | -6.3 | 48.9 |
| -Filings | 850 | 695 | 758 | 788 | 712 | 855 | 950 | 11.8 | 11.1 |
| -Dispositions | 867 | 739 | 767 | 758 | 838 | 717 | 919 | 6.0 | 28.2 |
| -Pending Dec.31 | 431 | 387 | 378 | 408 | 282 | 420 | 451 | 4.6 | 7.4 |
| -Caseload Chg. | -17 | -44 | -9 | 30 | -126 | 138 | 31 | | |
| TOTAL CASELOAD | | | | | | | | | |
| -Pending Jan.1 | 1725 | 1739 | 1832 | 1671 | 1709 | 1551 | 1712 | -0.8 | 10.4 |
| -Filings | 1811 | 1631 | 1607 | 1597 | 1473 | 1677 | 1612 | -11.0 | -3.9 |
| -Dispositions | 1797 | 1538 | 1768 | 1559 | 1631 | 1516 | 1794 | -0.2 | 18.3 |
| -Pending Dec.31 | 1739 | 1832 | 1671 | 1709 | 1551 | 1712 | 1530 | -12.0 | -10.6 |
| -Caseload Chg. | 14 | 93 | -161 | 38 | -158 | 161 | -182 | | |

*-Includes cases filed and refilled.

-All cases counted by docket number.

SUPERIOR COURT -- TOTAL CASELOAD DETAIL*

TABLE SC-2

| | | | | | | | % CHG. | | % CHG. | |
|-----------------------|-------------|-------------|-------------|-------------|-------------|-------------|-------------|----------------|----------------|--|
| PISCATAQUIS | 1980 | 1981 | 1982 | 1983 | 1984 | 1985 | 1986 | '80-'86 | '85-'86 | |
| CIVIL | | | | | | | | | | |
| -Pending Jan.1 | 61 | 64 | 57 | 50 | 71 | 60 | 56 | -8.2 | -6.7 | |
| -Filings | 50 | 49 | 41 | 49 | 30 | 37 | 23 | -54.0 | -37.8 | |
| -Dispositions | 47 | 56 | 48 | 28 | 41 | 41 | 43 | -8.5 | 4.9 | |
| -Pending Dec.31 | 64 | 57 | 50 | 71 | 60 | 56 | 36 | -43.8 | -35.7 | |
| -Caseload Chg. | 3 | -7 | -7 | 21 | -11 | -4 | -20 | | | |
| URESA | | | | | | | | | | |
| -Pending Jan.1 | 19 | 43 | 19 | 26 | 31 | 43 | 58 | 205.3 | 34.9 | |
| -Filings | 36 | 33 | 31 | 29 | 32 | 30 | 11 | -69.4 | -63.3 | |
| -Dispositions | 12 | 57 | 24 | 24 | 20 | 15 | 4 | -66.7 | -73.3 | |
| -Pending Dec.31 | 43 | 19 | 26 | 31 | 43 | 58 | 65 | 51.2 | 12.1 | |
| -Caseload Chg. | 24 | -24 | 7 | 5 | 12 | 15 | 7 | | | |
| CRIMINAL | | | | | | | | | | |
| -Pending Jan.1 | 72 | 122 | 94 | 99 | 119 | 135 | 87 | 20.8 | -35.6 | |
| -Filings | 135 | 113 | 152 | 133 | 110 | 127 | 143 | 5.9 | 12.6 | |
| -Dispositions | 85 | 141 | 147 | 113 | 94 | 175 | 131 | 54.1 | -25.1 | |
| -Pending Dec.31 | 122 | 94 | 99 | 119 | 135 | 87 | 99 | -18.9 | 13.8 | |
| -Caseload Chg. | 50 | -28 | 5 | 20 | 16 | -48 | 12 | | | |
| TOTAL CASELOAD | | | | | | | | | | |
| -Pending Jan.1 | 152 | 229 | 170 | 175 | 221 | 238 | 201 | 32.2 | -15.5 | |
| -Filings | 221 | 195 | 224 | 211 | 172 | 194 | 177 | -19.9 | -8.8 | |
| -Dispositions | 144 | 254 | 219 | 165 | 155 | 231 | 178 | 23.6 | -22.9 | |
| -Pending Dec.31 | 229 | 170 | 175 | 221 | 238 | 201 | 200 | -12.7 | -0.5 | |
| -Caseload Chg. | 77 | -59 | 5 | 46 | 17 | -37 | -1 | | | |

*-Includes cases filed and refiled.

-All cases counted by docket number.

SUPERIOR COURT -- TOTAL CASELOAD DETAIL*

TABLE SC-2

| | | | | | | | % CHG. | % CHG. |
|-----------------------|-------------|-------------|-------------|-------------|-------------|-------------|---------------------|----------------|
| SAGADAHOC | 1980 | 1981 | 1982 | 1983 | 1984 | 1985 | 1986 '80-'86 | '85-'86 |
| CIVIL | | | | | | | | |
| -Pending Jan.1 | 201 | 200 | 204 | 190 | 199 | 232 | 237 | 17.9 |
| -Filings | 135 | 137 | 111 | 139 | 142 | 144 | 128 | -5.2 |
| -Dispositions | 136 | 133 | 125 | 130 | 109 | 139 | 203 | 49.3 |
| -Pending Dec.31 | 200 | 204 | 190 | 199 | 232 | 237 | 162 | -19.0 |
| -Caseload Chg. | -1 | 4 | -14 | 9 | 33 | 5 | -75 | -31.6 |
| URESA | | | | | | | | |
| -Pending Jan.1 | 40 | 65 | 72 | 71 | 92 | 55 | 57 | 42.5 |
| -Filings | 62 | 55 | 40 | 56 | 36 | 39 | 38 | -38.7 |
| -Dispositions | 37 | 48 | 41 | 35 | 73 | 37 | 54 | 45.9 |
| -Pending Dec.31 | 65 | 72 | 71 | 92 | 55 | 57 | 41 | -36.9 |
| -Caseload Chg. | 25 | 7 | -1 | 21 | -37 | 2 | -16 | -28.1 |
| CRIMINAL | | | | | | | | |
| -Pending Jan.1 | 60 | 122 | 106 | 157 | 259 | 189 | 230 | 283.3 |
| -Filings | 304 | 251 | 254 | 295 | 296 | 390 | 400 | 31.6 |
| -Dispositions | 242 | 267 | 203 | 193 | 366 | 349 | 434 | 79.3 |
| -Pending Dec.31 | 122 | 106 | 157 | 259 | 189 | 230 | 196 | 60.7 |
| -Caseload Chg. | 62 | -16 | 51 | 102 | -70 | 41 | -34 | -14.8 |
| TOTAL CASELOAD | | | | | | | | |
| -Pending Jan.1 | 301 | 387 | 382 | 418 | 550 | 476 | 524 | 74.1 |
| -Filings | 501 | 443 | 405 | 490 | 474 | 573 | 566 | 13.0 |
| -Dispositions | 415 | 448 | 369 | 358 | 548 | 525 | 691 | 66.5 |
| -Pending Dec.31 | 387 | 382 | 418 | 550 | 476 | 524 | 399 | 3.1 |
| -Caseload Chg. | 86 | -5 | 36 | 132 | -74 | 48 | -125 | -23.9 |

*-Includes cases filed and refiled.

-All cases counted by docket number.

-Approximately 200 of Sagadahoc's 434 criminal dispositions in 1986 were disposed via venue change to Lincoln.

SUPERIOR COURT -- TOTAL CASELOAD DETAIL*

TABLE Sc-2

| | | | | | | | | % CHG. | % CHG. |
|-----------------|------|------|------|------|------|------|------|---------|---------|
| SOMERSET | 1980 | 1981 | 1982 | 1983 | 1984 | 1985 | 1986 | '80-'86 | '85-'86 |
| CIVIL | | | | | | | | | |
| -Pending Jan.1 | 323 | 325 | 349 | 345 | 307 | 320 | 297 | -8.0 | -7.2 |
| -Filings | 271 | 316 | 291 | 248 | 243 | 233 | 219 | -19.2 | -6.0 |
| -Dispositions | 269 | 292 | 295 | 286 | 230 | 256 | 287 | 6.7 | 12.1 |
| -Pending Dec.31 | 325 | 349 | 345 | 307 | 320 | 297 | 229 | -29.5 | -22.9 |
| -Caseload Chg. | 2 | 24 | -4 | -38 | 13 | -23 | -68 | | |
| URES A | | | | | | | | | |
| -Pending Jan.1 | 38 | 48 | 42 | 57 | 58 | 45 | 91 | 139.5 | 102.2 |
| -Filings | 104 | 68 | 93 | 82 | 64 | 106 | 57 | -45.2 | -46.2 |
| -Dispositions | 94 | 74 | 78 | 81 | 77 | 60 | 36 | -61.7 | -40.0 |
| -Pending Dec.31 | 48 | 42 | 57 | 58 | 45 | 91 | 112 | 133.3 | 23.1 |
| -Caseload Chg. | 10 | -6 | 15 | 1 | -13 | 46 | 21 | | |
| CRIMINAL | | | | | | | | | |
| -Pending Jan.1 | 349 | 292 | 337 | 395 | 348 | 408 | 475 | 36.1 | 16.4 |
| -Filings | 975 | 1017 | 767 | 815 | 804 | 829 | 878 | -9.9 | 5.9 |
| -Dispositions | 1032 | 972 | 709 | 862 | 744 | 762 | 715 | -30.7 | -6.2 |
| -Pending Dec.31 | 292 | 337 | 395 | 348 | 408 | 475 | 638 | 118.5 | 34.3 |
| -Caseload Chg. | -57 | 45 | 58 | -47 | 60 | 67 | 163 | | |
| TOTAL CASELOAD | | | | | | | | | |
| -Pending Jan.1 | 710 | 665 | 728 | 797 | 713 | 773 | 863 | 21.5 | 11.6 |
| -Filings | 1350 | 1401 | 1151 | 1145 | 1111 | 1168 | 1154 | -14.5 | -1.2 |
| -Dispositions | 1395 | 1338 | 1082 | 1229 | 1051 | 1078 | 1038 | -25.6 | -3.7 |
| -Pending Dec.31 | 665 | 728 | 797 | 713 | 773 | 863 | 979 | 47.2 | 13.4 |
| -Caseload Chg. | -45 | 63 | 69 | -84 | 60 | 90 | 116 | | |

*-Includes cases filed and refiled.

-All cases counted by docket number.

SUPERIOR COURT -- TOTAL CASELOAD DETAIL*

TABLE SC-2

| | | | | | | | | % CHG. | % CHG. |
|-----------------|------|------|------|------|------|------|------|---------|---------|
| WALDO | 1980 | 1981 | 1982 | 1983 | 1984 | 1985 | 1986 | '80-'86 | '85-'86 |
| CIVIL | | | | | | | | | |
| -Pending Jan.1 | 215 | 207 | 183 | 144 | 117 | 142 | 146 | -32.1 | 2.8 |
| -Filings | 130 | 117 | 96 | 85 | 108 | 99 | 99 | -23.8 | 0.0 |
| -Dispositions | 138 | 141 | 135 | 112 | 83 | 95 | 127 | -8.0 | 33.7 |
| -Pending Dec.31 | 207 | 183 | 144 | 117 | 142 | 146 | 118 | -43.0 | -19.2 |
| -Caseload Chg. | -8 | -24 | -39 | -27 | 25 | 4 | -28 | | |
| URES | | | | | | | | | |
| -Pending Jan.1 | 16 | 43 | 41 | 37 | 41 | 35 | 41 | 156.3 | 17.1 |
| -Filings | 59 | 51 | 36 | 51 | 45 | 43 | 45 | -23.7 | 4.7 |
| -Dispositions | 32 | 53 | 40 | 47 | 51 | 37 | 20 | -37.5 | -45.9 |
| -Pending Dec.31 | 43 | 41 | 37 | 41 | 35 | 41 | 66 | 53.5 | 61.0 |
| -Caseload Chg. | 27 | -2 | -4 | 4 | -6 | 6 | 25 | | |
| CRIMINAL | | | | | | | | | |
| -Pending Jan.1 | 168 | 113 | 127 | 176 | 229 | 165 | 218 | 29.8 | 32.1 |
| -Filings | 137 | 219 | 235 | 268 | 245 | 247 | 321 | 134.3 | 30.0 |
| -Dispositions | 192 | 205 | 186 | 215 | 309 | 194 | 333 | 73.4 | 71.6 |
| -Pending Dec.31 | 113 | 127 | 176 | 229 | 165 | 218 | 206 | 82.3 | -5.5 |
| -Caseload Chg. | -55 | 14 | 49 | 53 | -64 | 53 | -12 | | |
| TOTAL CASELOAD | | | | | | | | | |
| -Pending Jan.1 | 399 | 363 | 351 | 357 | 387 | 342 | 405 | 1.5 | 18.4 |
| -Filings | 326 | 387 | 367 | 404 | 398 | 389 | 465 | 42.6 | 19.5 |
| -Dispositions | 362 | 399 | 361 | 374 | 443 | 326 | 480 | 32.6 | 47.2 |
| -Pending Dec.31 | 363 | 351 | 357 | 387 | 342 | 405 | 390 | 7.4 | -3.7 |
| -Caseload Chg. | -36 | -12 | 6 | 30 | -45 | 63 | -15 | | |

*-Includes cases filed and refiled.

-All cases counted by docket number.

SUPERIOR COURT -- TOTAL CASELOAD DETAIL*

TABLE SC-2

| | | | | | | | | % CHG. | % CHG. |
|-----------------------|------|------|------|------|------|------|------|---------|---------|
| WASHINGTON | 1980 | 1981 | 1982 | 1983 | 1984 | 1985 | 1986 | '80-'86 | '85-'86 |
| CIVIL | | | | | | | | | |
| -Pending Jan.1 | 260 | 265 | 216 | 211 | 216 | 224 | 177 | -31.9 | -21.0 |
| -Filings | 178 | 167 | 122 | 121 | 133 | 114 | 100 | -43.8 | -12.3 |
| -Dispositions | 173 | 216 | 127 | 116 | 125 | 161 | 116 | -32.9 | -28.0 |
| -Pending Dec.31 | 265 | 216 | 211 | 216 | 224 | 177 | 161 | -39.2 | -9.0 |
| -Caseload Chg. | 5 | -49 | -5 | 5 | 8 | -47 | -16 | | |
| URES | | | | | | | | | |
| -Pending Jan.1 | 35 | 60 | 71 | 66 | 61 | 54 | 69 | 97.1 | 27.8 |
| -Filings | 70 | 75 | 59 | 74 | 62 | 73 | 60 | -14.3 | -17.8 |
| -Dispositions | 45 | 64 | 64 | 79 | 69 | 58 | 42 | -6.7 | -27.6 |
| -Pending Dec.31 | 60 | 71 | 66 | 61 | 54 | 69 | 87 | 45.0 | 26.1 |
| -Caseload Chg. | 25 | 11 | -5 | -5 | -7 | 15 | 18 | | |
| CRIMINAL | | | | | | | | | |
| -Pending Jan.1 | 186 | 119 | 154 | 197 | 209 | 225 | 227 | 22.0 | 0.9 |
| -Filings | 183 | 232 | 190 | 321 | 281 | 283 | 272 | 48.6 | -3.9 |
| -Dispositions | 250 | 197 | 147 | 309 | 265 | 281 | 205 | -18.0 | -27.0 |
| -Pending Dec.31 | 119 | 154 | 197 | 209 | 225 | 227 | 294 | 147.1 | 29.5 |
| -Caseload Chg. | -67 | 35 | 43 | 12 | 16 | 2 | 67 | | |
| TOTAL CASELOAD | | | | | | | | | |
| -Pending Jan.1 | 481 | 444 | 441 | 474 | 486 | 503 | 473 | -1.7 | -6.0 |
| -Filings | 431 | 474 | 371 | 516 | 476 | 470 | 432 | 0.2 | -8.1 |
| -Dispositions | 468 | 477 | 338 | 504 | 459 | 500 | 363 | -22.4 | -27.4 |
| -Pending Dec.31 | 444 | 441 | 474 | 486 | 503 | 473 | 542 | 22.1 | 14.6 |
| -Caseload Chg. | -37 | -3 | 33 | 12 | 17 | -30 | 69 | | |

*-Includes cases filed and refiled.

-All cases counted by docket number.

SUPERIOR COURT -- TOTAL CASELOAD DETAIL*

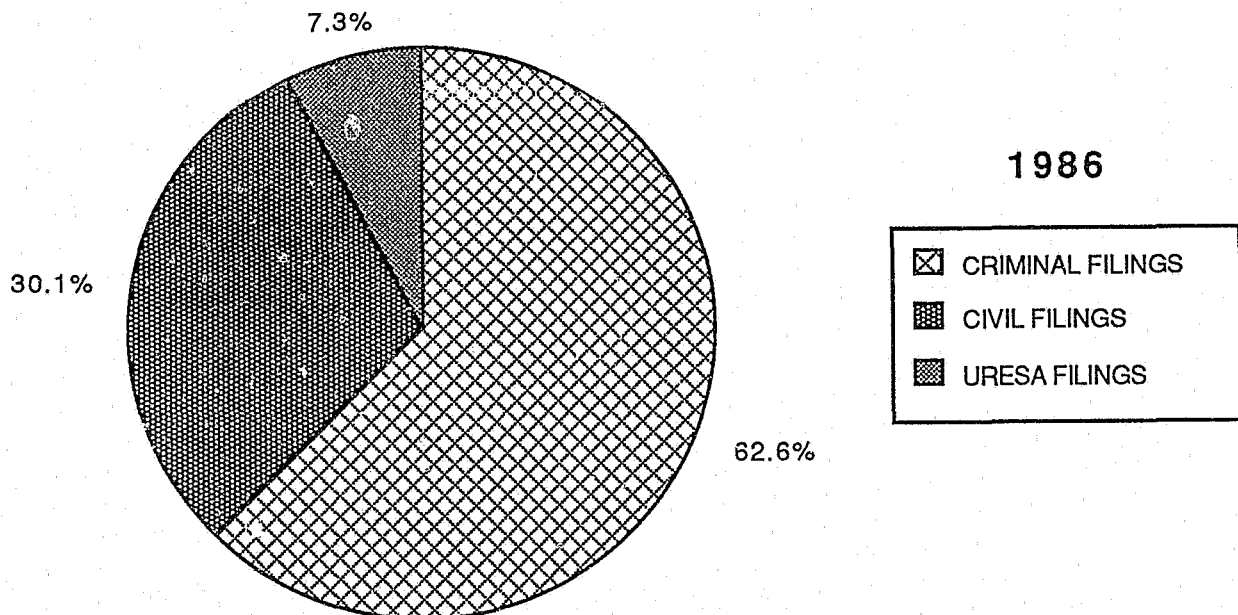
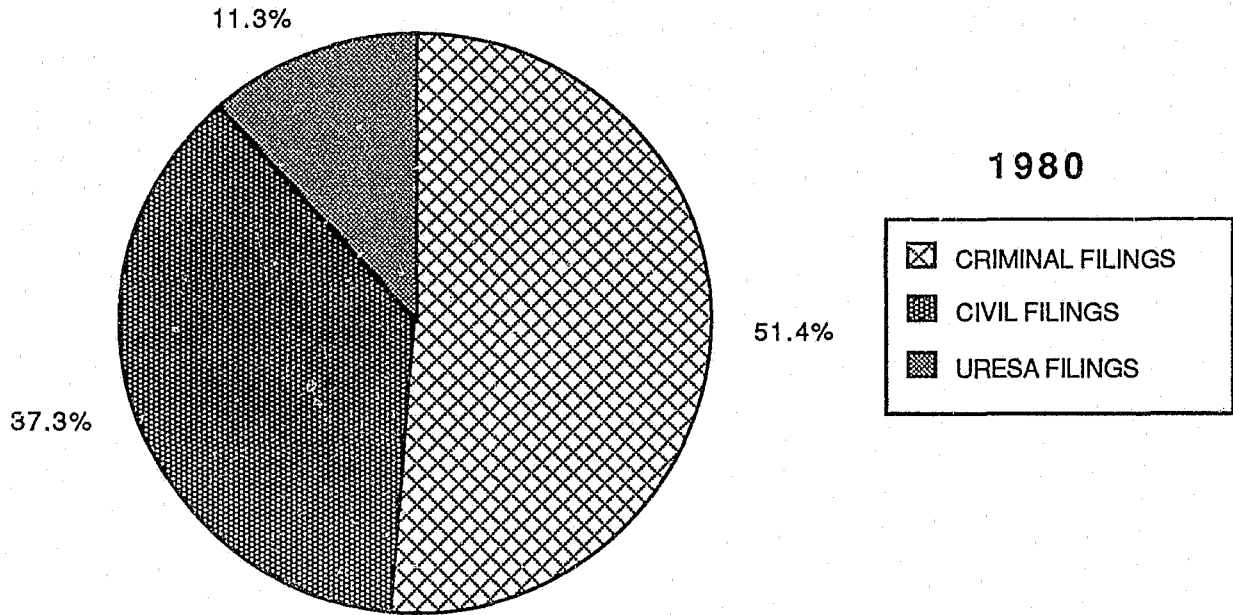
TABLE SC-2

| YORK | 1980 | 1981 | 1982 | 1983 | 1984 | 1985 | 1986 | % CHG. '80-'86 | % CHG. '85-'86 |
|-----------------|------|------|------|------|------|------|------|-------------------|-------------------|
| CIVIL | | | | | | | | | |
| -Pending Jan.1 | 942 | 979 | 1090 | 1174 | 1151 | 1071 | 1097 | 16.5 | 2.4 |
| -Filings | 780 | 810 | 791 | 754 | 669 | 700 | 694 | -11.0 | -0.9 |
| -Dispositions | 743 | 699 | 707 | 777 | 749 | 674 | 687 | -7.5 | 1.9 |
| -Pending Dec.31 | 979 | 1090 | 1174 | 1151 | 1071 | 1097 | 1104 | 12.8 | 0.6 |
| -Caseload Chg. | 37 | 111 | 84 | -23 | -80 | 26 | 7 | | |
| URES | | | | | | | | | |
| -Pending Jan.1 | 109 | 174 | 224 | 241 | 272 | 191 | 292 | 167.9 | 52.9 |
| -Filings | 285 | 255 | 195 | 180 | 162 | 212 | 190 | -33.3 | -10.4 |
| -Dispositions | 220 | 205 | 178 | 149 | 243 | 111 | 97 | -55.9 | -12.6 |
| -Pending Dec.31 | 174 | 224 | 241 | 272 | 191 | 292 | 385 | 121.3 | 31.8 |
| -Caseload Chg. | 65 | 50 | 17 | 31 | -81 | 101 | 93 | | |
| CRIMINAL | | | | | | | | | |
| -Pending Jan.1 | 545 | 504 | 638 | 746 | 638 | 497 | 794 | 45.7 | 59.8 |
| -Filings | 1126 | 1186 | 1072 | 940 | 817 | 1257 | 1591 | 41.3 | 26.6 |
| -Dispositions | 1167 | 1052 | 964 | 1048 | 958 | 960 | 1263 | 8.2 | 31.6 |
| -Pending Dec.31 | 504 | 638 | 746 | 638 | 497 | 794 | 1122 | 122.6 | 41.3 |
| -Caseload Chg. | -41 | 134 | 108 | -108 | -141 | 297 | 328 | | |
| TOTAL CASELOAD | | | | | | | | | |
| -Pending Jan.1 | 1596 | 1657 | 1952 | 2161 | 2061 | 1759 | 2183 | 36.8 | 24.1 |
| -Filings | 2191 | 2251 | 2058 | 1874 | 1648 | 2169 | 2475 | 13.0 | 14.1 |
| -Dispositions | 2130 | 1956 | 1849 | 1974 | 1950 | 1745 | 2047 | -3.9 | 17.3 |
| -Pending Dec.31 | 1657 | 1952 | 2161 | 2061 | 1759 | 2183 | 2611 | 57.6 | 19.6 |
| -Caseload Chg. | 61 | 295 | 209 | -100 | -302 | 424 | 428 | | |

*-Includes cases filed and refiled.

-All cases counted by docket number.

SUPERIOR COURT
CIVIL, URESA, CRIMINAL
PERCENT OF TOTAL CASELOAD

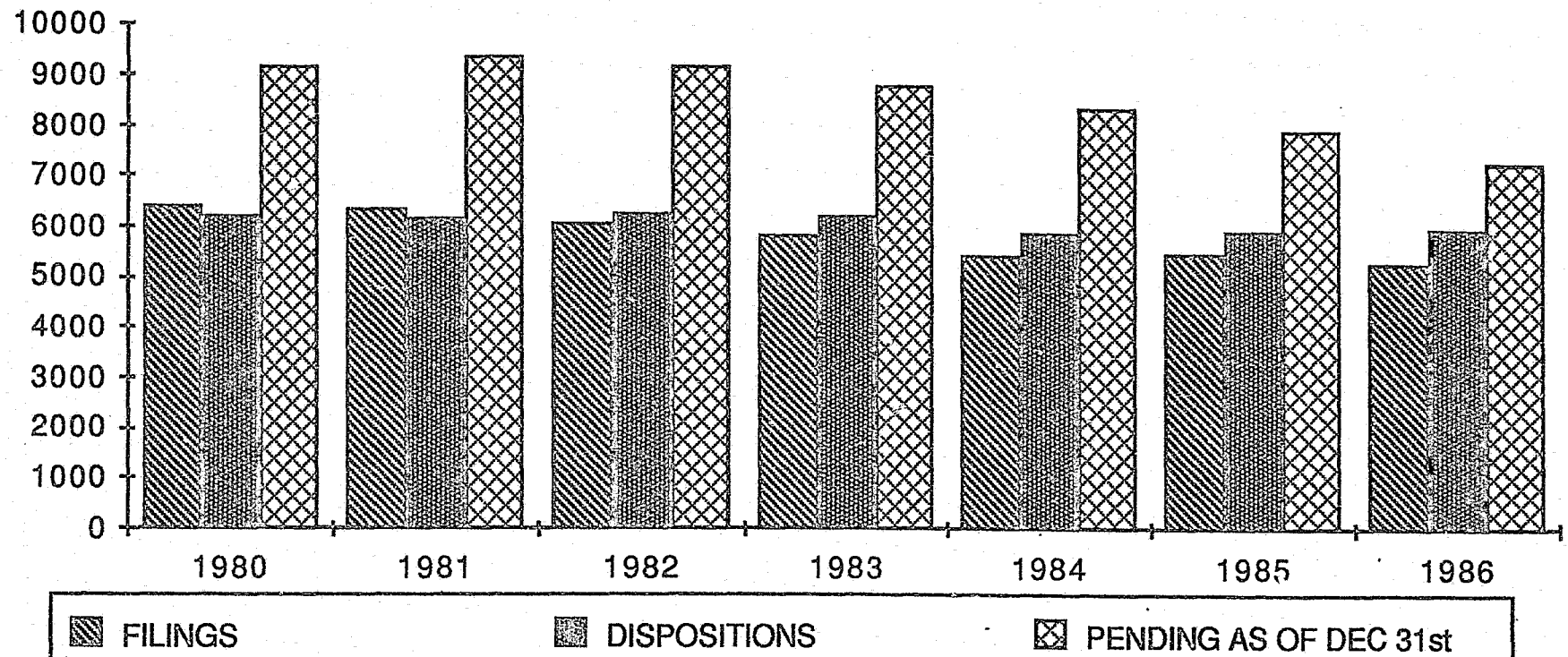


SUPERIOR COURT

CIVIL CASELOAD

SUPERIOR COURT CIVIL CASELOAD

NUMBER OF CASES



SUPERIOR COURT -- CIVIL FILINGS SUMMARY*

TABLE SC-5

| COURT LOCATION | 1980 | 1981 | 1982 | 1983 | 1984 | 1985 | 1986 | % CHG. '80-'86 | % CHG. '85-'86 |
|-------------------|------|------|------|------|------|------|------|-------------------|-------------------|
| ANDROSCOGGIN | 630 | 623 | 596 | 599 | 545 | 544 | 505 | -19.8 | -7.2 |
| AROOSTOOK | 360 | 312 | 361 | 379 | 307 | 322 | 293 | -18.6 | -9.0 |
| CUMBERLAND | 1577 | 1607 | 1532 | 1418 | 1334 | 1361 | 1382 | -12.4 | 1.5 |
| FRANKLIN | 157 | 169 | 135 | 129 | 107 | 87 | 97 | -38.2 | 11.5 |
| HANCOCK | 225 | 211 | 213 | 202 | 195 | 191 | 200 | -11.1 | 4.7 |
| KENNEBEC | 697 | 631 | 626 | 609 | 590 | 625 | 570 | -18.2 | -8.8 |
| KNOX | 190 | 194 | 164 | 158 | 148 | 152 | 145 | -23.7 | -4.6 |
| LINCOLN | 136 | 135 | 152 | 169 | 125 | 119 | 180 | 32.4 | 51.3 |
| OXFORD | 211 | 199 | 208 | 171 | 172 | 187 | 187 | -11.4 | 0.0 |
| PENOBSCOT | 718 | 693 | 645 | 606 | 594 | 609 | 504 | -29.8 | -17.2 |
| PISCATAQUIS | 50 | 49 | 41 | 49 | 30 | 37 | 23 | -54.0 | -37.8 |
| SAGadahoc | 135 | 137 | 111 | 139 | 142 | 144 | 128 | -5.2 | -11.1 |
| SOMERSET | 271 | 316 | 291 | 248 | 243 | 233 | 219 | -19.2 | -6.0 |
| WALDO | 130 | 117 | 96 | 85 | 108 | 99 | 99 | -23.8 | 0.0 |
| WASHINGTON | 178 | 167 | 122 | 121 | 133 | 114 | 100 | -43.8 | -12.3 |
| YORK | 780 | 810 | 791 | 754 | 669 | 700 | 694 | -11.0 | -0.9 |
| STATE TOTAL | 6445 | 6370 | 6084 | 5836 | 5442 | 5524 | 5326 | -17.4 | -3.6 |

*-Includes cases filed and refiled.

SUPERIOR COURT -- CIVIL DISPOSITIONS SUMMARY*

TABLE SC-6

| COURT LOCATION | 1980 | 1981 | 1982 | 1983 | 1984 | 1985 | 1986 | % CHG. '80-'86 | % CHG. '85-'86 |
|-------------------|------|------|------|------|------|------|------|-------------------|-------------------|
| ANDROSCOGGIN | 594 | 607 | 612 | 564 | 591 | 675 | 607 | 2.2 | -10.1 |
| AROOSTOOK | 330 | 363 | 323 | 376 | 392 | 340 | 289 | -12.4 | -15.0 |
| CUMBERLAND | 1376 | 1445 | 1459 | 1633 | 1521 | 1532 | 1471 | 6.9 | -4.0 |
| FRANKLIN | 112 | 154 | 163 | 158 | 106 | 127 | 102 | -8.9 | -19.7 |
| HANCOCK | 233 | 210 | 199 | 230 | 212 | 186 | 210 | -9.9 | 12.9 |
| KENNEBEC | 778 | 737 | 705 | 675 | 646 | 678 | 686 | -11.8 | 1.2 |
| KNOX | 194 | 226 | 201 | 176 | 162 | 166 | 164 | -15.5 | -1.2 |
| LINCOLN | 120 | 103 | 144 | 167 | 128 | 123 | 182 | 51.7 | 48.0 |
| OXFORD | 225 | 175 | 213 | 180 | 157 | 214 | 206 | -8.4 | -3.7 |
| PENOBSCOT | 741 | 644 | 807 | 619 | 619 | 546 | 594 | -19.8 | 8.8 |
| PISCATAQUIS | 47 | 56 | 48 | 28 | 41 | 41 | 43 | -8.5 | 4.9 |
| SAGadahoc | 136 | 133 | 125 | 130 | 109 | 139 | 203 | 49.3 | 46.0 |
| SOMERSET | 269 | 292 | 295 | 286 | 230 | 256 | 287 | 6.7 | 12.1 |
| WALDO | 138 | 141 | 135 | 112 | 83 | 95 | 127 | -8.0 | 33.7 |
| WASHINGTON | 173 | 216 | 127 | 116 | 125 | 161 | 116 | -32.9 | -28.0 |
| YORK | 743 | 699 | 707 | 777 | 749 | 674 | 687 | -7.5 | 1.9 |
| STATE TOTAL | 6209 | 6201 | 6263 | 6227 | 5871 | 5953 | 5974 | -3.8 | 0.4 |

*-Includes the disposition of cases filed and refilled.

SUPERIOR COURT -- CIVIL PENDING CASELOAD SUMMARY*

TABLE SC-7

| COURT LOCATION | 1980 | 1981 | 1982 | 1983 | 1984 | 1985 | 1986 | % CHG. '80-'86 | % CHG. '85-'86 |
|-------------------|------|------|------|------|------|------|------|-------------------|-------------------|
| ANDROSCOGGIN | 976 | 992 | 976 | 1011 | 965 | 834 | 732 | -25.0 | -12.2 |
| AROOSTOOK | 558 | 507 | 545 | 548 | 463 | 445 | 449 | -19.5 | 0.9 |
| CUMBERLAND | 2251 | 2413 | 2486 | 2271 | 2084 | 1913 | 1824 | -19.0 | -4.7 |
| FRANKLIN | 210 | 225 | 197 | 168 | 169 | 129 | 124 | -41.0 | -3.9 |
| HANCOCK | 351 | 352 | 366 | 338 | 321 | 326 | 316 | -10.0 | -3.1 |
| KENNEBEC | 1081 | 975 | 896 | 830 | 774 | 721 | 605 | -44.0 | -16.1 |
| KNOX | 290 | 258 | 221 | 203 | 189 | 175 | 156 | -46.2 | -10.9 |
| LINCOLN | 153 | 185 | 193 | 195 | 192 | 188 | 186 | 21.6 | -1.1 |
| OXFORD | 249 | 273 | 268 | 259 | 274 | 247 | 228 | -8.4 | -7.7 |
| PENOBSCOT | 1042 | 1091 | 929 | 916 | 891 | 954 | 864 | -17.1 | -9.4 |
| PISCATAQUIS | 64 | 57 | 50 | 71 | 60 | 56 | 36 | -43.8 | -35.7 |
| SAGadahoc | 200 | 204 | 190 | 199 | 232 | 237 | 162 | -19.0 | -31.6 |
| SOMERSET | 325 | 349 | 345 | 307 | 320 | 297 | 229 | -29.5 | -22.9 |
| WALDO | 207 | 183 | 144 | 117 | 142 | 146 | 118 | -43.0 | -19.2 |
| WASHINGTON | 265 | 216 | 211 | 216 | 224 | 177 | 161 | -39.2 | -9.0 |
| YORK | 979 | 1090 | 1174 | 1151 | 1071 | 1097 | 1104 | 12.8 | 0.6 |
| STATE TOTAL | 9201 | 9370 | 9191 | 8800 | 8371 | 7942 | 7294 | -20.7 | -8.2 |

*-Includes cases filed and refiled.

-Cases pending as of December 31st.

SUPERIOR COURT -- CIVIL FILINGS AND DISPOSITIONS BY TYPE OF CASE*

TABLE SC-8

| | FILINGS | | | | | | | DISPOSITIONS | | | | | | |
|---------------------|-------------|-------------|-------------|-------------|-------------|-------------|-------------|--------------|-------------|-------------|-------------|-------------|-------------|-------------|
| | 1980 | 1981 | 1982 | 1983 | 1984 | 1985 | 1986 | 1980 | 1981 | 1982 | 1983 | 1984 | 1985 | 1986 |
| STATE TOTAL | | | | | | | | | | | | | | |
| Damages | 1091 | 875 | 937 | 1057 | 907 | 808 | 869 | 959 | 924 | 875 | 967 | 910 | 1010 | 1016 |
| Personal Injury | 984 | 1054 | 1097 | 1199 | 1180 | 1265 | 1175 | 875 | 926 | 1049 | 1067 | 1080 | 1313 | 1331 |
| Contract | 1349 | 1460 | 1500 | 1221 | 1103 | 1157 | 956 | 1328 | 1373 | 1501 | 1383 | 1332 | 1195 | 1178 |
| Divorce | 481 | 539 | 451 | 406 | 362 | 344 | 372 | 475 | 525 | 486 | 427 | 393 | 338 | 384 |
| Traf.Infr.Appeals | 30 | 43 | 41 | 25 | 35 | 19 | 20 | 34 | 34 | 41 | 30 | 32 | 35 | 19 |
| Habeas Corpus | 51 | 23 | 12 | 8 | 11 | 7 | 5 | 72 | 46 | 24 | 6 | 13 | 3 | 9 |
| Appeals/Dist.Ct.(a) | 183 | 279 | 226 | 275 | 226 | 201 | 214 | 213 | 256 | 245 | 252 | 243 | 216 | 230 |
| Other | 2276 | 2097 | 1820 | 1645 | 1618 | 1723 | 1715 | 2253 | 2117 | 2042 | 2095 | 1868 | 1843 | 1807 |
| TOTAL | 6445 | 6370 | 6084 | 5836 | 5442 | 5524 | 5326 | 6209 | 6201 | 6263 | 6227 | 5871 | 5953 | 5974 |

PERCENTAGE OF CIVIL FILINGS BY TYPE OF CASE*

| | 1980 | 1981 | 1982 | 1983 | 1984 | 1985 | 1986 |
|-------------------|--------------|--------------|--------------|--------------|--------------|--------------|--------------|
| Damages | 16.9 | 13.7 | 15.4 | 18.1 | 16.7 | 14.6 | 16.3 |
| Personal Injury | 15.3 | 16.5 | 18.0 | 20.5 | 21.7 | 22.9 | 22.1 |
| Contract | 20.9 | 22.9 | 24.7 | 20.9 | 20.3 | 20.9 | 18.0 |
| Divorce | 7.5 | 8.5 | 7.4 | 7.0 | 6.7 | 6.2 | 7.0 |
| Traf.Infr.Appeals | 0.5 | 0.7 | 0.7 | 0.4 | 0.6 | 0.3 | 0.4 |
| Habeas Corpus | 0.8 | 0.4 | 0.2 | 0.1 | 0.2 | 0.1 | 0.1 |
| Appeals/Dist.Ct. | 2.8 | 4.4 | 3.7 | 4.7 | 4.2 | 3.6 | 4.0 |
| Other | 35.3 | 32.9 | 29.9 | 28.2 | 29.7 | 31.2 | 32.2 |
| TOTAL | 100.0 | 100.0 | 100.0 | 100.0 | 100.0 | 100.0 | 100.0 |

*-Includes cases filed and refiled.

-Types of cases are defined on Page 103 of this report.

-Percentages may not total 100.0 due to rounding.

(a) Sixty-five of the appeals from District Court were small claims appeals.

SUPERIOR COURT - CIVIL FILINGS AND DISPOSITIONS BY TYPE OF CASE*

**TABLE SC-8
(con't.)**

| | FILINGS | | | | | | | DISPOSITIONS | | | | | | |
|---------------------|------------|------------|------------|------------|------------|------------|------------|--------------|------------|------------|------------|------------|------------|------------|
| ANDROSCOGGIN | 1980 | 1981 | 1982 | 1983 | 1984 | 1985 | 1986 | 1980 | 1981 | 1982 | 1983 | 1984 | 1985 | 1986 |
| Damages | 122 | 80 | 96 | 82 | 86 | 63 | 44 | 144 | 98 | 91 | 88 | 90 | 101 | 87 |
| Personal Injury | 156 | 131 | 160 | 165 | 186 | 201 | 166 | 117 | 128 | 162 | 129 | 149 | 206 | 220 |
| Contract | 114 | 156 | 119 | 115 | 92 | 93 | 96 | 119 | 141 | 129 | 125 | 104 | 125 | 107 |
| Divorce | 31 | 26 | 25 | 22 | 29 | 17 | 20 | 30 | 31 | 28 | 17 | 35 | 21 | 20 |
| Traf.Infr.Appeals | 1 | 0 | 1 | 0 | 1 | 1 | 0 | 2 | 0 | 1 | 0 | 2 | 0 | 1 |
| Habeas Corpus | 2 | 0 | 0 | 2 | 0 | 0 | 0 | 4 | 1 | 0 | 1 | 1 | 0 | 0 |
| Appeals/Dist.Ct. | 11 | 15 | 7 | 20 | 20 | 23 | 11 | 9 | 16 | 12 | 16 | 17 | 21 | 19 |
| Other | 193 | 215 | 188 | 193 | 131 | 146 | 168 | 169 | 192 | 189 | 188 | 193 | 201 | 153 |
| TOTAL | 630 | 623 | 596 | 599 | 545 | 544 | 505 | 594 | 607 | 612 | 564 | 591 | 675 | 607 |
| ARGOSTOOK | 1980 | 1981 | 1982 | 1983 | 1984 | 1985 | 1986 | 1980 | 1981 | 1982 | 1983 | 1984 | 1985 | 1986 |
| Damages | 80 | 93 | 115 | 115 | 96 | 88 | 83 | 67 | 79 | 91 | 110 | 103 | 111 | 96 |
| Personal Injury | 101 | 81 | 84 | 92 | 89 | 99 | 85 | 64 | 85 | 77 | 94 | 97 | 90 | 75 |
| Contract | 32 | 46 | 106 | 111 | 61 | 63 | 53 | 42 | 52 | 64 | 80 | 108 | 81 | 47 |
| Divorce | 7 | 12 | 10 | 11 | 14 | 21 | 11 | 14 | 14 | 10 | 8 | 13 | 14 | 13 |
| Traf.Infr.Appeals | 0 | 1 | 0 | 0 | 0 | 0 | 0 | 0 | 0 | 1 | 0 | 0 | 0 | 0 |
| Habeas Corpus | 1 | 1 | 0 | 0 | 3 | 1 | 0 | 5 | 3 | 0 | 0 | 3 | 0 | 1 |
| Appeals/Dist.Ct. | 5 | 2 | 10 | 10 | 12 | 16 | 21 | 12 | 7 | 7 | 15 | 10 | 11 | 19 |
| Other | 134 | 76 | 36 | 40 | 32 | 34 | 40 | 126 | 123 | 73 | 69 | 58 | 33 | 38 |
| TOTAL | 360 | 312 | 361 | 379 | 307 | 322 | 293 | 330 | 363 | 323 | 376 | 392 | 340 | 289 |

*-Includes cases filed and refiled.

-Types of cases are defined on Page 103 of this report.

SUPERIOR COURT - CIVIL FILINGS AND DISPOSITIONS BY TYPE OF CASE*

TABLE SC-8
(con't.)

| | FILINGS | | | | | | | DISPOSITIONS | | | | | | |
|-------------------|-------------|-------------|-------------|-------------|-------------|-------------|-------------|--------------|-------------|-------------|-------------|-------------|-------------|-------------|
| CUMBERLAND | 1980 | 1981 | 1982 | 1983 | 1984 | 1985 | 1986 | 1980 | 1981 | 1982 | 1983 | 1984 | 1985 | 1986 |
| Damages | 401 | 235 | 268 | 316 | 348 | 287 | 366 | 252 | 258 | 243 | 297 | 284 | 342 | 386 |
| Personal Injury | 147 | 219 | 220 | 217 | 194 | 263 | 238 | 164 | 176 | 199 | 216 | 204 | 278 | 264 |
| Contract | 381 | 377 | 376 | 254 | 216 | 271 | 205 | 326 | 357 | 341 | 333 | 326 | 296 | 275 |
| Divorce | 177 | 175 | 151 | 169 | 129 | 123 | 165 | 121 | 151 | 145 | 174 | 166 | 147 | 136 |
| Traf.Infr.Appeals | 9 | 11 | 12 | 9 | 9 | 9 | 1 | 8 | 9 | 6 | 17 | 9 | 13 | 3 |
| Habeas Corpus | 10 | 6 | 1 | 1 | 2 | 1 | 0 | 13 | 8 | 4 | 2 | 0 | 0 | 3 |
| Appeals/Dist.Ct. | 23 | 64 | 53 | 73 | 53 | 32 | 42 | 35 | 62 | 46 | 54 | 66 | 42 | 52 |
| Other | 429 | 520 | 451 | 379 | 383 | 375 | 365 | 457 | 424 | 475 | 540 | 466 | 414 | 352 |
| TOTAL | 1577 | 1607 | 1532 | 1418 | 1334 | 1361 | 1382 | 1376 | 1445 | 1459 | 1633 | 1521 | 1532 | 1471 |
| FRANKLIN | 1980 | 1981 | 1982 | 1983 | 1984 | 1985 | 1986 | 1980 | 1981 | 1982 | 1983 | 1984 | 1985 | 1986 |
| Damages | 15 | 15 | 4 | 14 | 11 | 7 | 4 | 13 | 22 | 10 | 17 | 9 | 11 | 9 |
| Personal Injury | 20 | 19 | 22 | 22 | 20 | 17 | 19 | 11 | 14 | 21 | 20 | 22 | 21 | 23 |
| Contract | 45 | 51 | 28 | 21 | 31 | 18 | 36 | 25 | 51 | 46 | 29 | 31 | 27 | 30 |
| Divorce | 26 | 44 | 29 | 18 | 16 | 10 | 14 | 26 | 30 | 46 | 18 | 10 | 22 | 7 |
| Traf.Infr.Appeals | 1 | 2 | 1 | 2 | 1 | 0 | 2 | 0 | 3 | 1 | 0 | 1 | 2 | 2 |
| Habeas Corpus | 0 | 0 | 0 | 1 | 0 | 0 | 0 | 0 | 0 | 0 | 0 | 1 | 0 | 0 |
| Appeals/Dist.Ct. | 13 | 1 | 6 | 13 | 8 | 1 | 4 | 4 | 9 | 5 | 15 | 4 | 7 | 4 |
| Other | 37 | 37 | 45 | 38 | 20 | 34 | 18 | 33 | 25 | 34 | 59 | 28 | 37 | 27 |
| TOTAL | 157 | 169 | 135 | 129 | 107 | 87 | 97 | 112 | 154 | 163 | 158 | 106 | 127 | 102 |

*-Includes cases filed and refiled.

-Types of cases are defined on Page 103 of this report.

SUPERIOR COURT - CIVIL FILINGS AND DISPOSITIONS BY TYPE OF CASE*

**TABLE SC-8
(con't.)**

| | FILINGS | | | | | | | DISPOSITIONS | | | | | | |
|-------------------|------------|------------|------------|------------|------------|------------|------------|--------------|------------|------------|------------|------------|------------|------------|
| HANCOCK | 1980 | 1981 | 1982 | 1983 | 1984 | 1985 | 1986 | 1980 | 1981 | 1982 | 1983 | 1984 | 1985 | 1986 |
| Damages | 37 | 46 | 16 | 37 | 21 | 19 | 17 | 23 | 32 | 31 | 27 | 28 | 24 | 26 |
| Personal Injury | 31 | 29 | 38 | 34 | 43 | 53 | 57 | 32 | 22 | 25 | 38 | 35 | 50 | 43 |
| Contract | 47 | 43 | 71 | 49 | 47 | 35 | 29 | 54 | 54 | 49 | 57 | 61 | 30 | 49 |
| Divorce | 13 | 26 | 18 | 17 | 14 | 10 | 11 | 19 | 20 | 25 | 14 | 18 | 10 | 12 |
| Traf.Infr.Appeals | 1 | 1 | 0 | 0 | 2 | 2 | 0 | 2 | 0 | 0 | 1 | 0 | 3 | 1 |
| Habeas Corpus | 2 | 1 | 0 | 0 | 0 | 0 | 0 | 4 | 2 | 0 | 1 | 0 | 0 | 0 |
| Appeals/Dist.Ct. | 8 | 13 | 3 | 6 | 1 | 7 | 15 | 9 | 9 | 5 | 7 | 4 | 4 | 10 |
| Other | 86 | 52 | 67 | 59 | 67 | 65 | 71 | 90 | 71 | 64 | 85 | 66 | 65 | 69 |
| TOTAL | 225 | 211 | 213 | 202 | 195 | 191 | 200 | 233 | 210 | 199 | 230 | 212 | 186 | 210 |
| KENNEBEC | 1980 | 1981 | 1982 | 1983 | 1984 | 1985 | 1986 | 1980 | 1981 | 1982 | 1983 | 1984 | 1985 | 1986 |
| Damages | 52 | 46 | 52 | 65 | 46 | 82 | 74 | 108 | 74 | 58 | 59 | 42 | 79 | 84 |
| Personal Injury | 79 | 72 | 56 | 94 | 78 | 85 | 71 | 94 | 93 | 87 | 86 | 86 | 80 | 102 |
| Contract | 128 | 122 | 118 | 66 | 69 | 72 | 62 | 159 | 152 | 126 | 121 | 95 | 89 | 64 |
| Divorce | 21 | 24 | 23 | 22 | 14 | 15 | 12 | 25 | 23 | 19 | 30 | 17 | 11 | 16 |
| Traf.Infr.Appeals | 4 | 0 | 0 | 1 | 5 | 1 | 5 | 1 | 4 | 0 | 0 | 4 | 2 | 2 |
| Habeas Corpus | 5 | 1 | 0 | 0 | 0 | 0 | 2 | 3 | 11 | 2 | 0 | 0 | 0 | 2 |
| Appeals/Dist.Ct. | 7 | 25 | 36 | 25 | 22 | 19 | 13 | 25 | 14 | 40 | 21 | 29 | 20 | 22 |
| Other | 401 | 341 | 341 | 336 | 356 | 351 | 331 | 363 | 366 | 373 | 358 | 373 | 397 | 394 |
| TOTAL | 697 | 631 | 626 | 609 | 590 | 625 | 570 | 778 | 737 | 705 | 675 | 646 | 678 | 686 |

*-Includes cases filed and refiled.

-Types of cases are defined on Page 103 of this report.

SUPERIOR COURT - CIVIL FILINGS AND DISPOSITIONS BY TYPE OF CASE*

TABLE SC-8
(con't.)

| | FILINGS | | | | | | | DISPOSITIONS | | | | | | |
|---------------------|------------|------------|------------|------------|------------|------------|------------|--------------|------------|------------|------------|------------|------------|------------|
| | 1980 | 1981 | 1982 | 1983 | 1984 | 1985 | 1986 | 1980 | 1981 | 1982 | 1983 | 1984 | 1985 | 1986 |
| KNOX | | | | | | | | | | | | | | |
| Damages | 40 | 45 | 30 | 38 | 26 | 24 | 24 | 33 | 38 | 37 | 37 | 33 | 42 | 23 |
| Personal Injury | 30 | 22 | 31 | 26 | 27 | 31 | 26 | 30 | 39 | 30 | 22 | 24 | 30 | 33 |
| Contract | 55 | 44 | 35 | 23 | 33 | 28 | 17 | 53 | 57 | 52 | 35 | 42 | 28 | 29 |
| Divorce | 6 | 8 | 6 | 13 | 8 | 8 | 9 | 10 | 6 | 10 | 9 | 9 | 8 | 11 |
| Traf. Infr. Appeals | 0 | 5 | 2 | 2 | 1 | 0 | 9 | 3 | 4 | 3 | 2 | 1 | 0 | 6 |
| Habeas Corpus | 5 | 3 | 3 | 1 | 0 | 2 | 1 | 7 | 6 | 5 | 0 | 1 | 0 | 1 |
| Appeals/Dist.Ct. | 8 | 11 | 8 | 16 | 11 | 9 | 5 | 13 | 11 | 9 | 9 | 14 | 11 | 5 |
| Other | 46 | 56 | 49 | 39 | 42 | 50 | 54 | 45 | 65 | 55 | 62 | 38 | 47 | 56 |
| TOTAL | 190 | 194 | 164 | 158 | 148 | 152 | 145 | 194 | 226 | 201 | 176 | 162 | 166 | 164 |
| LINCOLN | | | | | | | | | | | | | | |
| Damages | 34 | 27 | 24 | 42 | 14 | 12 | 38 | 18 | 24 | 22 | 37 | 32 | 13 | 31 |
| Personal Injury | 19 | 19 | 24 | 26 | 30 | 30 | 26 | 19 | 14 | 16 | 23 | 16 | 36 | 48 |
| Contract | 21 | 24 | 25 | 44 | 40 | 25 | 26 | 20 | 17 | 21 | 35 | 39 | 24 | 40 |
| Divorce | 7 | 4 | 4 | 3 | 7 | 7 | 9 | 8 | 6 | 6 | 4 | 3 | 5 | 6 |
| Traf. Infr. Appeals | 0 | 2 | 3 | 2 | 1 | 0 | 0 | 1 | 0 | 3 | 2 | 0 | 3 | 0 |
| Habeas Corpus | 2 | 0 | 0 | 0 | 0 | 0 | 0 | 2 | 1 | 0 | 0 | 0 | 0 | 0 |
| Appeals/Dist.Ct. | 5 | 11 | 11 | 6 | 2 | 4 | 4 | 7 | 5 | 10 | 11 | 2 | 3 | 5 |
| Other | 48 | 48 | 61 | 46 | 31 | 41 | 77 | 45 | 36 | 66 | 55 | 36 | 39 | 52 |
| TOTAL | 136 | 135 | 152 | 169 | 125 | 119 | 180 | 120 | 103 | 144 | 167 | 128 | 123 | 182 |

*-Includes cases filed and refiled.

-Types of cases are defined on Page 103 of this report.

SUPERIOR COURT - CIVIL FILINGS AND DISPOSITIONS BY TYPE OF CASE*

**TABLE SC-8
(con't.)**

| | FILINGS | | | | | | | DISPOSITIONS | | | | | | |
|-------------------|------------|------------|------------|------------|------------|------------|------------|--------------|------------|------------|------------|------------|------------|------------|
| OXFORD | 1980 | 1981 | 1982 | 1983 | 1984 | 1985 | 1986 | 1980 | 1981 | 1982 | 1983 | 1984 | 1985 | 1986 |
| Damages | 21 | 14 | 32 | 57 | 40 | 30 | 16 | 34 | 19 | 25 | 22 | 37 | 43 | 32 |
| Personal Injury | 29 | 36 | 48 | 24 | 36 | 42 | 45 | 26 | 23 | 32 | 38 | 34 | 43 | 37 |
| Contract | 56 | 46 | 52 | 33 | 50 | 52 | 51 | 59 | 42 | 57 | 47 | 33 | 58 | 59 |
| Divorce | 21 | 19 | 13 | 17 | 9 | 19 | 12 | 20 | 21 | 16 | 14 | 12 | 10 | 18 |
| Traf.Infr.Appeals | 1 | 0 | 0 | 0 | 3 | 1 | 0 | 4 | 0 | 1 | 0 | 1 | 3 | 0 |
| Habeas Corpus | 2 | 0 | 0 | 0 | 1 | 0 | 0 | 2 | 0 | 1 | 0 | 1 | 0 | 0 |
| Appeals/Dist.Ct. | 21 | 23 | 11 | 6 | 10 | 4 | 11 | 10 | 16 | 25 | 9 | 7 | 13 | 7 |
| Other | 60 | 61 | 52 | 34 | 23 | 39 | 52 | 70 | 54 | 56 | 50 | 32 | 44 | 53 |
| TOTAL | 211 | 199 | 208 | 171 | 172 | 187 | 187 | 225 | 175 | 213 | 180 | 157 | 214 | 206 |
| PENOBSCOT | 1980 | 1981 | 1982 | 1983 | 1984 | 1985 | 1986 | 1980 | 1981 | 1982 | 1983 | 1984 | 1985 | 1986 |
| Damages | 100 | 71 | 86 | 72 | 81 | 57 | 53 | 70 | 86 | 85 | 66 | 69 | 74 | 73 |
| Personal Injury | 138 | 168 | 143 | 168 | 144 | 163 | 160 | 144 | 129 | 169 | 155 | 130 | 158 | 172 |
| Contract | 214 | 164 | 145 | 180 | 145 | 181 | 89 | 217 | 172 | 224 | 161 | 171 | 111 | 146 |
| Divorce | 24 | 25 | 42 | 28 | 34 | 23 | 12 | 43 | 34 | 36 | 27 | 30 | 21 | 23 |
| Traf.Infr.Appeals | 1 | 10 | 6 | 4 | 5 | 2 | 3 | 2 | 4 | 8 | 3 | 8 | 3 | 2 |
| Habeas Corpus | 10 | 3 | 7 | 1 | 1 | 1 | 1 | 14 | 4 | 10 | 1 | 2 | 1 | 1 |
| Appeals/Dist.Ct. | 28 | 27 | 30 | 36 | 20 | 17 | 31 | 26 | 25 | 29 | 34 | 29 | 20 | 19 |
| Other | 203 | 225 | 186 | 117 | 164 | 165 | 155 | 225 | 190 | 246 | 172 | 180 | 158 | 158 |
| TOTAL | 718 | 693 | 645 | 606 | 594 | 609 | 504 | 741 | 644 | 807 | 619 | 619 | 546 | 594 |

*-Includes cases filed and refiled.

-Types of cases are defined on Page 103 of this report.

SUPERIOR COURT - CIVIL FILINGS AND DISPOSITIONS BY TYPE OF CASE*

TABLE SC-8
(con't.)

| | FILINGS | | | | | | | DISPOSITIONS | | | | | | |
|-------------------|---------|------|------|------|------|------|------|--------------|------|------|------|------|------|------|
| PISCATAQUIS | 1980 | 1981 | 1982 | 1983 | 1984 | 1985 | 1986 | 1980 | 1981 | 1982 | 1983 | 1984 | 1985 | 1986 |
| Damages | 2 | 2 | 11 | 4 | 6 | 2 | 0 | 6 | 5 | 4 | 1 | 8 | 7 | 4 |
| Personal Injury | 13 | 6 | 5 | 16 | 9 | 7 | 4 | 4 | 8 | 9 | 3 | 7 | 12 | 13 |
| Contract | 11 | 7 | 7 | 10 | 7 | 13 | 13 | 9 | 11 | 9 | 5 | 11 | 9 | 11 |
| Divorce | 3 | 5 | 3 | 3 | 1 | 1 | 0 | 1 | 5 | 4 | 0 | 3 | 1 | 3 |
| Traf.Infr.Appeals | 0 | 1 | 1 | 0 | 2 | 1 | 0 | 0 | 1 | 1 | 0 | 2 | 0 | 1 |
| Habeas Corpus | 0 | 0 | 1 | 0 | 1 | 0 | 2 | 1 | 1 | 0 | 1 | 1 | 0 | 0 |
| Appeals/Dist.Ct. | 3 | 9 | 3 | 6 | 0 | 4 | 0 | 6 | 7 | 4 | 7 | 0 | 2 | 4 |
| Other | 18 | 19 | 10 | 10 | 4 | 9 | 4 | 20 | 18 | 17 | 11 | 9 | 10 | 7 |
| TOTAL | 50 | 49 | 41 | 49 | 30 | 37 | 23 | 47 | 56 | 48 | 28 | 41 | 41 | 43 |
| SAGadahoc | 1980 | 1981 | 1982 | 1983 | 1984 | 1985 | 1986 | 1980 | 1981 | 1982 | 1983 | 1984 | 1985 | 1986 |
| Damages | 14 | 16 | 7 | 11 | 10 | 12 | 13 | 19 | 13 | 9 | 14 | 11 | 12 | 16 |
| Personal Injury | 34 | 32 | 24 | 43 | 35 | 31 | 24 | 28 | 35 | 23 | 33 | 28 | 40 | 42 |
| Contract | 41 | 23 | 21 | 14 | 29 | 19 | 25 | 42 | 30 | 33 | 23 | 22 | 20 | 32 |
| Divorce | 6 | 11 | 8 | 4 | 8 | 6 | 14 | 8 | 11 | 5 | 8 | 6 | 3 | 10 |
| Traf.Infr.Appeals | 2 | 5 | 7 | 2 | 0 | 1 | 0 | 1 | 4 | 9 | 0 | 3 | 0 | 1 |
| Habeas Corpus | 1 | 0 | 0 | 0 | 0 | 0 | 0 | 1 | 0 | 1 | 0 | 0 | 0 | 0 |
| Appeals/Dist.Ct. | 5 | 6 | 4 | 4 | 4 | 8 | 3 | 7 | 6 | 4 | 3 | 2 | 6 | 8 |
| Other | 32 | 44 | 40 | 61 | 56 | 67 | 49 | 30 | 34 | 41 | 49 | 37 | 58 | 94 |
| TOTAL | 135 | 137 | 111 | 139 | 142 | 144 | 128 | 136 | 133 | 125 | 130 | 109 | 139 | 203 |

*-Includes cases filed and refiled.

-Types of cases are defined on Page 103 of this report.

SUPERIOR COURT - CIVIL FILINGS AND DISPOSITIONS BY TYPE OF CASE*

**TABLE SC-8
(con't.)**

| | FILINGS | | | | | | | DISPOSITIONS | | | | | | |
|---------------------|------------|------------|------------|------------|------------|------------|------------|--------------|------------|------------|------------|------------|------------|------------|
| SOMERSET | 1980 | 1981 | 1982 | 1983 | 1984 | 1985 | 1986 | 1980 | 1981 | 1982 | 1983 | 1984 | 1985 | 1986 |
| Damages | 44 | 36 | 46 | 20 | 23 | 22 | 15 | 56 | 47 | 43 | 37 | 26 | 34 | 29 |
| Personal Injury | 43 | 50 | 55 | 58 | 61 | 33 | 47 | 32 | 38 | 49 | 47 | 63 | 57 | 47 |
| Contract | 71 | 113 | 80 | 100 | 68 | 82 | 62 | 57 | 73 | 94 | 98 | 74 | 83 | 91 |
| Divorce | 78 | 93 | 83 | 41 | 46 | 55 | 51 | 82 | 100 | 81 | 67 | 35 | 37 | 74 |
| Traf. Infr. Appeals | 0 | 0 | 0 | 0 | 0 | 0 | 0 | 0 | 0 | 0 | 0 | 0 | 0 | 0 |
| Habeas Corpus | 6 | 4 | 0 | 0 | 2 | 0 | 0 | 10 | 4 | 1 | 0 | 1 | 0 | 0 |
| Appeals/Dist. Ct. | 0 | 0 | 0 | 9 | 8 | 8 | 11 | 5 | 1 | 0 | 6 | 6 | 10 | 8 |
| Other | 29 | 20 | 27 | 20 | 35 | 33 | 33 | 27 | 29 | 27 | 31 | 25 | 35 | 38 |
| TOTAL | 271 | 316 | 291 | 248 | 243 | 233 | 219 | 269 | 292 | 295 | 286 | 230 | 256 | 287 |
| WALDO | 1980 | 1981 | 1982 | 1983 | 1984 | 1985 | 1986 | 1980 | 1981 | 1982 | 1983 | 1984 | 1985 | 1986 |
| Damages | 17 | 22 | 24 | 12 | 7 | 17 | 18 | 13 | 26 | 18 | 21 | 18 | 8 | 25 |
| Personal Injury | 16 | 18 | 22 | 21 | 29 | 28 | 18 | 22 | 19 | 21 | 19 | 16 | 22 | 26 |
| Contract | 39 | 24 | 28 | 25 | 36 | 18 | 13 | 40 | 29 | 44 | 21 | 25 | 32 | 23 |
| Divorce | 10 | 9 | 0 | 5 | 3 | 5 | 1 | 7 | 10 | 5 | 5 | 2 | 4 | 3 |
| Traf. Infr. Appeals | 0 | 0 | 0 | 0 | 0 | 0 | 0 | 0 | 0 | 0 | 0 | 0 | 0 | 0 |
| Habeas Corpus | 0 | 1 | 0 | 0 | 0 | 1 | 0 | 0 | 1 | 0 | 0 | 0 | 0 | 0 |
| Appeals/Dist. Ct. | 4 | 2 | 4 | 2 | 4 | 0 | 6 | 3 | 4 | 3 | 3 | 5 | 0 | 5 |
| Other | 44 | 41 | 18 | 20 | 29 | 30 | 43 | 53 | 52 | 44 | 43 | 17 | 29 | 45 |
| TOTAL | 130 | 117 | 96 | 85 | 108 | 99 | 99 | 138 | 141 | 135 | 112 | 83 | 95 | 127 |

*-Includes cases filed and refiled.

-Types of cases are defined on Page 103 of this report.

SUPERIOR COURT - CIVIL FILINGS AND DISPOSITIONS BY TYPE OF CASE*

TABLE SC-8
(con't.)

| | FILINGS | | | | | | | DISPOSITIONS | | | | | | |
|---------------------|-------------|-------------|-------------|-------------|-------------|-------------|-------------|--------------|-------------|-------------|-------------|-------------|-------------|-------------|
| WASHINGTON | 1980 | 1981 | 1982 | 1983 | 1984 | 1985 | 1986 | 1980 | 1981 | 1982 | 1983 | 1984 | 1985 | 1986 |
| Damages | 13 | 18 | 6 | 17 | 10 | 13 | 6 | 13 | 18 | 14 | 15 | 9 | 22 | 7 |
| Personal Injury | 24 | 22 | 22 | 32 | 39 | 36 | 31 | 25 | 31 | 12 | 23 | 25 | 35 | 32 |
| Contract | 45 | 30 | 35 | 18 | 25 | 27 | 18 | 48 | 49 | 30 | 28 | 24 | 34 | 24 |
| Divorce | 9 | 10 | 5 | 7 | 6 | 2 | 3 | 14 | 17 | 10 | 4 | 7 | 3 | 4 |
| Traf. Infr. Appeals | 0 | 0 | 0 | 0 | 0 | 0 | 0 | 0 | 2 | 0 | 0 | 0 | 0 | 0 |
| Habeas Corpus | 1 | 1 | 0 | 0 | 0 | 0 | 1 | 1 | 1 | 0 | 0 | 0 | 0 | 1 |
| Appeals/Dist. Ct. | 6 | 14 | 5 | 8 | 11 | 8 | 8 | 7 | 15 | 7 | 4 | 11 | 8 | 8 |
| Other | 80 | 72 | 49 | 39 | 42 | 28 | 33 | 65 | 83 | 54 | 42 | 49 | 59 | 40 |
| TOTAL | 178 | 167 | 122 | 121 | 133 | 114 | 100 | 173 | 216 | 127 | 116 | 125 | 161 | 116 |
| YORK | 1980 | 1981 | 1982 | 1983 | 1984 | 1985 | 1986 | 1980 | 1981 | 1982 | 1983 | 1984 | 1985 | 1986 |
| Damages | 99 | 109 | 120 | 155 | 82 | 73 | 98 | 90 | 85 | 94 | 119 | 111 | 87 | 88 |
| Personal Injury | 104 | 130 | 143 | 161 | 160 | 146 | 158 | 63 | 72 | 117 | 121 | 144 | 155 | 154 |
| Contract | 49 | 190 | 254 | 158 | 154 | 160 | 161 | 58 | 86 | 182 | 185 | 166 | 148 | 151 |
| Divorce | 42 | 48 | 31 | 26 | 24 | 22 | 28 | 47 | 46 | 40 | 28 | 27 | 21 | 28 |
| Traf. Infr. Appeals | 10 | 5 | 8 | 3 | 5 | 1 | 0 | 10 | 3 | 7 | 5 | 1 | 6 | 0 |
| Habeas Corpus | 4 | 2 | 0 | 2 | 1 | 1 | 0 | 5 | 3 | 0 | 0 | 2 | 2 | 0 |
| Appeals/Dist. Ct. | 36 | 56 | 35 | 35 | 40 | 41 | 27 | 35 | 49 | 39 | 38 | 37 | 39 | 35 |
| Other | 436 | 270 | 200 | 214 | 203 | 256 | 222 | 435 | 355 | 228 | 281 | 261 | 216 | 231 |
| TOTAL | 780 | 810 | 791 | 754 | 669 | 700 | 694 | 743 | 699 | 707 | 777 | 749 | 674 | 687 |

*-Includes cases filed and refiled.

-Types of cases are defined on Page 103 of this report.

SUPERIOR COURT -- CIVIL DISPOSITIONS BY TYPE OF DISPOSITION*

TABLE SC-9

| TYPE OF DISPOSITION | 1983 # DISP. | 1983 % OF TOTAL | 1984 # DISP. | 1984 % OF TOTAL | 1985 # DISP. | 1985 % OF TOTAL | 1986 # DISP. | 1986 % OF TOTAL |
|---------------------|--------------------|-----------------------|--------------------|-----------------------|--------------------|-----------------------|--------------------|-----------------------|
| STATE TOTAL | | | | | | | | |
| DEFAULT JUDGMENT | 203 | 3.3 | 146 | 2.5 | 156 | 2.6 | 145 | 2.4 |
| RULE 41(a) | 2826 | 45.4 | 2818 | 48.0 | 2973 | 49.9 | 3094 | 51.8 |
| RULE 41(b) | 785 | 12.6 | 704 | 12.0 | 446 | 7.5 | 194 | 3.2 |
| DISMISSAL | 207 | 3.3 | 244 | 4.2 | 417 | 7.0 | 465 | 7.8 |
| SUMMARY JUDGMENT | 349 | 5.6 | 293 | 5.0 | 250 | 4.2 | 217 | 3.6 |
| FINAL ORDER | 379 | 6.1 | 373 | 6.4 | 359 | 6.0 | 391 | 6.5 |
| DIVORCE DECREE | 303 | 4.9 | 274 | 4.7 | 259 | 4.4 | 293 | 4.9 |
| APPEAL SUSTAINED | 51 | 0.8 | 42 | 0.7 | 30 | 0.5 | 43 | 0.7 |
| APPEAL DENIED | 209 | 3.4 | 199 | 3.4 | 166 | 2.8 | 131 | 2.2 |
| WRIT DENIED | 1 | 0.0 | 1 | 0.0 | 1 | 0.0 | 0 | 0.0 |
| WRIT GRANTED | 1 | 0.0 | 2 | 0.0 | 1 | 0.0 | 2 | 0.0 |
| COURT FINDING | 120 | 1.9 | 126 | 2.1 | 119 | 2.0 | 121 | 2.0 |
| JURY VERDICT | 163 | 2.6 | 159 | 2.7 | 185 | 3.1 | 182 | 3.0 |
| DIRECTED VERDICT | 12 | 0.2 | 9 | 0.2 | 5 | 0.1 | 6 | 0.1 |
| MULTIPLE JUDGMENTS | 44 | 0.7 | 19 | 0.3 | 27 | 0.5 | 27 | 0.5 |
| OTHER | 574 | 9.2 | 462 | 7.9 | 559 | 9.4 | 663 | 11.1 |
| TOTAL | 6227 | 100.0 | 5871 | 100.0 | 5953 | 100.0 | 5974 | 100.0 |

*ALL PAGES FOR TABLE SC-9 DO NOT INCLUDE URESA CASES.

-Includes the disposition of cases filed and refiled.

-Percentages may not total 100.0 due to rounding.

-Types of dispositions are defined on Page 103 of this report.

SUPERIOR COURT -- CIVIL DISPOSITIONS BY TYPE OF DISPOSITION*

TABLE SC-9

| TYPE OF DISPOSITION | 1983 # DISP. | 1983 % OF TOTAL | 1984 # DISP. | 1984 % OF TOTAL | 1985 # DISP. | 1985 % OF TOTAL | 1986 # DISP. | 1986 % OF TOTAL |
|---------------------|--------------------|-----------------------|--------------------|-----------------------|--------------------|-----------------------|--------------------|-----------------------|
| ANDROSCOGGIN | | | | | | | | |
| DEFAULT JUDGMENT | 35 | 6.2 | 29 | 4.9 | 19 | 2.8 | 18 | 3.0 |
| RULE 41(a) | 292 | 51.8 | 320 | 54.1 | 327 | 48.4 | 377 | 62.1 |
| RULE 41(b) | 75 | 13.3 | 57 | 9.6 | 70 | 10.4 | 18 | 3.0 |
| DISMISSAL | 11 | 2.0 | 18 | 3.0 | 67 | 9.9 | 41 | 6.8 |
| SUMMARY JUDGMENT | 33 | 5.9 | 52 | 8.8 | 29 | 4.3 | 24 | 4.0 |
| FINAL ORDER | 1 | 0.2 | 0 | 0.0 | 0 | 0.0 | 0 | 0.0 |
| DIVORCE DECREE | 9 | 1.6 | 25 | 4.2 | 13 | 1.9 | 11 | 1.8 |
| APPEAL SUSTAINED | 2 | 0.4 | 2 | 0.3 | 0 | 0.0 | 3 | 0.5 |
| APPEAL DENIED | 8 | 1.4 | 10 | 1.7 | 11 | 1.6 | 4 | 0.7 |
| WRIT DENIED | 0 | 0.0 | 0 | 0.0 | 0 | 0.0 | 0 | 0.0 |
| WRIT GRANTED | 0 | 0.0 | 1 | 0.2 | 0 | 0.0 | 0 | 0.0 |
| COURT FINDING | 8 | 1.4 | 9 | 1.5 | 18 | 2.7 | 6 | 1.0 |
| JURY VERDICT | 15 | 2.7 | 10 | 1.7 | 25 | 3.7 | 16 | 2.6 |
| DIRECTED VERDICT | 0 | 0.0 | 1 | 0.2 | 0 | 0.0 | 0 | 0.0 |
| MULTIPLE JUDGMENTS | 2 | 0.4 | 1 | 0.2 | 4 | 0.6 | 3 | 0.5 |
| OTHER | 73 | 12.9 | 56 | 9.5 | 92 | 13.6 | 86 | 14.2 |
| TOTAL | 564 | 100.0 | 591 | 100.0 | 675 | 100.0 | 607 | 100.0 |
| AROOSTOOK | | | | | | | | |
| DEFAULT JUDGMENT | 6 | 1.6 | 6 | 1.5 | 9 | 2.6 | 11 | 3.8 |
| RULE 41(a) | 187 | 49.7 | 205 | 52.3 | 213 | 62.6 | 139 | 48.1 |
| RULE 41(b) | 45 | 12.0 | 63 | 16.1 | 1 | 0.3 | 19 | 6.6 |
| DISMISSAL | 4 | 1.1 | 0 | 0.0 | 0 | 0.0 | 1 | 0.3 |
| SUMMARY JUDGMENT | 21 | 5.6 | 17 | 4.3 | 10 | 2.9 | 8 | 2.8 |
| FINAL ORDER | 53 | 14.1 | 44 | 11.2 | 59 | 17.4 | 57 | 19.7 |
| DIVORCE DECREE | 7 | 1.9 | 8 | 2.0 | 9 | 2.6 | 10 | 3.5 |
| APPEAL SUSTAINED | 0 | 0.0 | 0 | 0.0 | 2 | 0.6 | 2 | 0.7 |
| APPEAL DENIED | 3 | 0.8 | 4 | 1.0 | 5 | 1.5 | 3 | 1.0 |
| WRIT DENIED | 0 | 0.0 | 0 | 0.0 | 0 | 0.0 | 0 | 0.0 |
| WRIT GRANTED | 0 | 0.0 | 0 | 0.0 | 0 | 0.0 | 0 | 0.0 |
| COURT FINDING | 11 | 2.9 | 15 | 3.8 | 12 | 3.5 | 8 | 2.8 |
| JURY VERDICT | 19 | 5.1 | 16 | 4.1 | 14 | 4.1 | 7 | 2.4 |
| DIRECTED VERDICT | 2 | 0.5 | 0 | 0.0 | 0 | 0.0 | 0 | 0.0 |
| MULTIPLE JUDGMENTS | 3 | 0.8 | 3 | 0.8 | 0 | 0.0 | 2 | 0.7 |
| OTHER | 15 | 4.0 | 11 | 2.8 | 6 | 1.8 | 22 | 7.6 |
| TOTAL | 376 | 100.0 | 392 | 100.0 | 340 | 100.0 | 289 | 100.0 |

*-Includes the disposition of cases filed and refiled.

-Percentages may not total 100.0 due to rounding.

-Types of dispositions are defined on Page 103 of this report.

SUPERIOR COURT -- CIVIL DISPOSITIONS BY TYPE OF DISPOSITION*

TABLE SC-9

| | 1983 | 1983 | 1984 | 1984 | 1985 | 1985 | 1986 | 1986 |
|---------------------|-------|-------|-------|-------|-------|-------|-------|-------|
| | # | % OF | # | % OF | # | % OF | # | % OF |
| TYPE OF DISPOSITION | DISP. | TOTAL | DISP. | TOTAL | DISP. | TOTAL | DISP. | TOTAL |
| CUMBERLAND | | | | | | | | |
| DEFAULT JUDGMENT | 53 | 3.2 | 34 | 2.2 | 39 | 2.5 | 45 | 3.1 |
| RULE 41(a) | 681 | 41.7 | 706 | 46.4 | 843 | 55.0 | 780 | 53.0 |
| RULE 41(b) | 214 | 13.1 | 202 | 13.3 | 75 | 4.9 | 13 | 0.9 |
| DISMISSAL | 85 | 5.2 | 65 | 4.3 | 137 | 8.9 | 145 | 9.9 |
| SUMMARY JUDGMENT | 72 | 4.4 | 54 | 3.6 | 44 | 2.9 | 40 | 2.7 |
| FINAL ORDER | 85 | 5.2 | 101 | 6.6 | 66 | 4.3 | 55 | 3.7 |
| DIVORCE DECREE | 123 | 7.5 | 120 | 7.9 | 122 | 8.0 | 115 | 7.8 |
| APPEAL SUSTAINED | 29 | 1.8 | 21 | 1.4 | 11 | 0.7 | 11 | 0.7 |
| APPEAL DENIED | 71 | 4.3 | 72 | 4.7 | 45 | 2.9 | 32 | 2.2 |
| WRIT DENIED | 0 | 0.0 | 0 | 0.0 | 0 | 0.0 | 0 | 0.0 |
| WRIT GRANTED | 1 | 0.1 | 0 | 0.0 | 0 | 0.0 | 0 | 0.0 |
| COURT FINDING | 9 | 0.6 | 5 | 0.3 | 24 | 1.6 | 21 | 1.4 |
| JURY VERDICT | 40 | 2.4 | 36 | 2.4 | 32 | 2.1 | 48 | 3.3 |
| DIRECTED VERDICT | 0 | 0.0 | 1 | 0.1 | 1 | 0.1 | 0 | 0.0 |
| MULTIPLE JUDGMENTS | 5 | 0.3 | 7 | 0.5 | 4 | 0.3 | 5 | 0.3 |
| OTHER | 165 | 10.1 | 97 | 6.4 | 89 | 5.8 | 161 | 10.9 |
| TOTAL | 1633 | 100.0 | 1521 | 100.0 | 1532 | 100.0 | 1471 | 100.0 |
| FRANKLIN | | | | | | | | |
| DEFAULT JUDGMENT | 4 | 2.5 | 2 | 1.9 | 3 | 2.4 | 2 | 2.0 |
| RULE 41(a) | 63 | 39.9 | 56 | 52.8 | 44 | 35.5 | 52 | 51.0 |
| RULE 41(b) | 17 | 10.8 | 5 | 4.7 | 20 | 16.1 | 0 | 0.0 |
| DISMISSAL | 6 | 3.8 | 2 | 1.9 | 5 | 4.0 | 1 | 1.0 |
| SUMMARY JUDGMENT | 16 | 10.1 | 7 | 6.6 | 6 | 4.8 | 8 | 7.8 |
| FINAL ORDER | 0 | 0.0 | 1 | 0.9 | 2 | 1.6 | 3 | 2.9 |
| DIVORCE DECREE | 10 | 6.3 | 8 | 7.5 | 12 | 9.7 | 6 | 5.9 |
| APPEAL SUSTAINED | 5 | 3.2 | 2 | 1.9 | 2 | 1.6 | 3 | 2.9 |
| APPEAL DENIED | 10 | 6.3 | 4 | 3.8 | 4 | 3.2 | 5 | 4.9 |
| WRIT DENIED | 0 | 0.0 | 1 | 0.9 | 0 | 0.0 | 0 | 0.0 |
| WRIT GRANTED | 0 | 0.0 | 0 | 0.0 | 0 | 0.0 | 0 | 0.0 |
| COURT FINDING | 3 | 1.9 | 3 | 2.8 | 6 | 4.8 | 3 | 2.9 |
| JURY VERDICT | 4 | 2.5 | 3 | 2.8 | 8 | 6.5 | 4 | 3.9 |
| DIRECTED VERDICT | 0 | 0.0 | 0 | 0.0 | 0 | 0.0 | 0 | 0.0 |
| MULTIPLE JUDGMENTS | 4 | 2.5 | 0 | 0.0 | 0 | 0.0 | 4 | 3.9 |
| OTHER | 16 | 10.1 | 12 | 11.3 | 12 | 9.7 | 11 | 10.8 |
| TOTAL | 158 | 100.0 | 106 | 100.0 | 124 | 100.0 | 102 | 100.0 |

*-Includes the disposition of cases filed and refilled.

-Percentages may not total 100.0 due to rounding.

-Types of dispositions are defined on Page 103 of this report.

SUPERIOR COURT -- CIVIL DISPOSITIONS BY TYPE OF DISPOSITION*

TABLE SC-9

| | 1983 # | 1983 % OF TOTAL | 1984 # | 1984 % OF TOTAL | 1985 # | 1985 % OF TOTAL | 1986 # | #### % OF TOTAL |
|---------------------|-----------|-----------------------|-----------|-----------------------|-----------|-----------------------|-----------|-----------------------|
| TYPE OF DISPOSITION | DISP. | | DISP. | | DISP. | | DISP. | |
| HANCOCK | | | | | | | | |
| DEFAULT JUDGMENT | 4 | 1.7 | 3 | 1.4 | 6 | 3.2 | 6 | 2.9 |
| RULE 41(a) | 96 | 41.7 | 79 | 37.3 | 87 | 46.8 | 107 | 51.0 |
| RULE 41(b) | 34 | 14.8 | 34 | 16.0 | 11 | 5.9 | 8 | 3.8 |
| DISMISSAL | 8 | 3.5 | 5 | 2.4 | 12 | 6.5 | 15 | 7.1 |
| SUMMARY JUDGMENT | 14 | 6.1 | 7 | 3.3 | 7 | 3.8 | 4 | 1.9 |
| FINAL ORDER | 3 | 1.3 | 0 | 0.0 | 1 | 0.5 | 2 | 1.0 |
| DIVORCE DECREE | 12 | 5.2 | 13 | 6.1 | 10 | 5.4 | 6 | 2.9 |
| APPEAL SUSTAINED | 4 | 1.7 | 3 | 1.4 | 2 | 1.1 | 6 | 2.9 |
| APPEAL DENIED | 7 | 3.0 | 9 | 4.2 | 10 | 5.4 | 7 | 3.3 |
| WRIT DENIED | 0 | 0.0 | 0 | 0.0 | 0 | 0.0 | 0 | 0.0 |
| WRIT GRANTED | 0 | 0.0 | 0 | 0.0 | 0 | 0.0 | 0 | 0.0 |
| COURT FINDING | 7 | 3.0 | 10 | 4.7 | 5 | 2.7 | 10 | 4.8 |
| JURY VERDICT | 5 | 2.2 | 8 | 3.8 | 8 | 4.3 | 9 | 4.3 |
| DIRECTED VERDICT | 2 | 0.9 | 1 | 0.5 | 0 | 0.0 | 2 | 1.0 |
| MULTIPLE JUDGMENTS | 0 | 0.0 | 1 | 0.5 | 0 | 0.0 | 1 | 0.5 |
| OTHER | 34 | 14.8 | 39 | 18.4 | 27 | 14.5 | 27 | 12.9 |
| TOTAL | 230 | 100.0 | 212 | 100.0 | 186 | 100.0 | 210 | 100.0 |
| KENNEBEC | | | | | | | | |
| DEFAULT JUDGMENT | 19 | 2.8 | 14 | 2.2 | 16 | 2.4 | 15 | 2.2 |
| RULE 41(a) | 269 | 39.9 | 279 | 43.2 | 339 | 50.0 | 286 | 41.7 |
| RULE 41(b) | 81 | 12.0 | 82 | 12.7 | 13 | 1.9 | 17 | 2.5 |
| DISMISSAL | 20 | 3.0 | 37 | 5.7 | 50 | 7.4 | 76 | 11.1 |
| SUMMARY JUDGMENT | 49 | 7.3 | 23 | 3.6 | 21 | 3.1 | 28 | 4.1 |
| FINAL ORDER | 93 | 13.8 | 82 | 12.7 | 95 | 14.0 | 100 | 14.6 |
| DIVORCE DECREE | 23 | 3.4 | 12 | 1.9 | 8 | 1.2 | 17 | 2.5 |
| APPEAL SUSTAINED | 7 | 1.0 | 7 | 1.1 | 5 | 0.7 | 8 | 1.2 |
| APPEAL DENIED | 29 | 4.3 | 33 | 5.1 | 30 | 4.4 | 32 | 4.7 |
| WRIT DENIED | 0 | 0.0 | 0 | 0.0 | 0 | 0.0 | 0 | 0.0 |
| WRIT GRANTED | 0 | 0.0 | 0 | 0.0 | 0 | 0.0 | 0 | 0.0 |
| COURT FINDING | 20 | 3.0 | 4 | 0.6 | 10 | 1.5 | 16 | 2.3 |
| JURY VERDICT | 12 | 1.8 | 19 | 2.9 | 17 | 2.5 | 29 | 4.2 |
| DIRECTED VERDICT | 0 | 0.0 | 3 | 0.5 | 0 | 0.0 | 1 | 0.1 |
| MULTIPLE JUDGMENTS | 18 | 2.7 | 2 | 0.3 | 8 | 1.2 | 8 | 1.2 |
| OTHER | 35 | 5.2 | 49 | 7.6 | 66 | 9.7 | 53 | 7.7 |
| TOTAL | 675 | 100.0 | 646 | 100.0 | 678 | 100.0 | 686 | 100.0 |

*-Includes the disposition of cases filed and refiled.

-Percentages may not total 100.0 due to rounding.

-Types of dispositions are defined on Page 103 of this report.

SUPERIOR COURT -- CIVIL DISPOSITIONS BY TYPE OF DISPOSITION*

TABLE SC-9

| | 1983 | 1983 | 1984 | 1984 | 1985 | 1985 | 1986 | 1986 |
|---------------------|-------|-------|-------|-------|-------|-------|-------|-------|
| | # | % OF | # | % OF | # | % OF | # | % OF |
| TYPE OF DISPOSITION | DISP. | TOTAL | DISP. | TOTAL | DISP. | TOTAL | DISP. | TOTAL |
| KNOX | | | | | | | | |
| DEFAULT JUDGMENT | 2 | 1.1 | 5 | 3.1 | 3 | 1.8 | 2 | 1.2 |
| RULE 41(a) | 78 | 44.3 | 71 | 43.8 | 65 | 39.2 | 63 | 38.4 |
| RULE 41(b) | 19 | 10.8 | 14 | 8.6 | 22 | 13.3 | 2 | 1.2 |
| DISMISSAL | 13 | 7.4 | 8 | 4.9 | 16 | 9.6 | 7 | 4.3 |
| SUMMARY JUDGMENT | 4 | 2.3 | 6 | 3.7 | 1 | 0.6 | 10 | 6.1 |
| FINAL ORDER | 1 | 0.6 | 0 | 0.0 | 2 | 1.2 | 1 | 0.6 |
| DIVORCE DECREE | 5 | 2.8 | 6 | 3.7 | 6 | 3.6 | 10 | 6.1 |
| APPEAL SUSTAINED | 0 | 0.0 | 1 | 0.6 | 2 | 1.2 | 4 | 2.4 |
| APPEAL DENIED | 5 | 2.8 | 9 | 5.6 | 8 | 4.8 | 7 | 4.3 |
| WRIT DENIED | 0 | 0.0 | 0 | 0.0 | 0 | 0.0 | 0 | 0.0 |
| WRIT GRANTED | 0 | 0.0 | 0 | 0.0 | 0 | 0.0 | 0 | 0.0 |
| COURT FINDING | 6 | 3.4 | 2 | 1.2 | 5 | 3.0 | 7 | 4.3 |
| JURY VERDICT | 5 | 2.8 | 11 | 6.8 | 5 | 3.0 | 6 | 3.7 |
| DIRECTED VERDICT | 0 | 0.0 | 1 | 0.6 | 0 | 0.0 | 0 | 0.0 |
| MULTIPLE JUDGMENTS | 5 | 2.8 | 2 | 1.2 | 1 | 0.6 | 0 | 0.0 |
| OTHER | 33 | 18.8 | 26 | 16.0 | 30 | 18.1 | 45 | 27.4 |
| TOTAL | 176 | 100.0 | 162 | 100.0 | 166 | 100.0 | 164 | 100.0 |
| LINCOLN | | | | | | | | |
| DEFAULT JUDGMENT | 4 | 2.4 | 0 | 0.0 | 5 | 4.1 | 5 | 2.7 |
| RULE 41(a) | 91 | 54.5 | 80 | 62.5 | 61 | 49.6 | 98 | 53.8 |
| RULE 41(b) | 8 | 4.8 | 12 | 9.4 | 3 | 2.4 | 10 | 5.5 |
| DISMISSAL | 9 | 5.4 | 5 | 3.9 | 4 | 3.3 | 12 | 6.6 |
| SUMMARY JUDGMENT | 27 | 16.2 | 14 | 10.9 | 10 | 8.1 | 6 | 3.3 |
| FINAL ORDER | 1 | 0.6 | 0 | 0.0 | 8 | 6.5 | 16 | 8.8 |
| DIVORCE DECREE | 4 | 2.4 | 2 | 1.6 | 4 | 3.3 | 4 | 2.2 |
| APPEAL SUSTAINED | 1 | 0.6 | 0 | 0.0 | 0 | 0.0 | 0 | 0.0 |
| APPEAL DENIED | 8 | 4.8 | 4 | 3.1 | 2 | 1.6 | 3 | 1.6 |
| WRIT DENIED | 0 | 0.0 | 0 | 0.0 | 0 | 0.0 | 0 | 0.0 |
| WRIT GRANTED | 0 | 0.0 | 0 | 0.0 | 0 | 0.0 | 0 | 0.0 |
| COURT FINDING | 4 | 2.4 | 4 | 3.1 | 5 | 4.1 | 1 | 0.5 |
| JURY VERDICT | 8 | 4.8 | 4 | 3.1 | 5 | 4.1 | 12 | 6.6 |
| DIRECTED VERDICT | 0 | 0.0 | 0 | 0.0 | 0 | 0.0 | 0 | 0.0 |
| MULTIPLE JUDGMENTS | 1 | 0.6 | 1 | 0.8 | 1 | 0.8 | 2 | 1.1 |
| OTHER | 1 | 0.6 | 2 | 1.6 | 15 | 12.2 | 13 | 7.1 |
| TOTAL | 167 | 100.0 | 128 | 100.0 | 123 | 100.0 | 182 | 100.0 |

*-Includes the disposition of cases filed and refiled.

-Percentages may not total 100.0 due to rounding.

-Types of dispositions are defined on Page 103 of this report.

SUPERIOR COURT -- CIVIL DISPOSITIONS BY TYPE OF DISPOSITION*

TABLE SC-9

| | 1983 # | 1983 % OF TOTAL | 1984 # | 1984 % OF TOTAL | 1985 # | 1985 % OF TOTAL | 1986 # | 1986 % OF TOTAL |
|---------------------|------------|-----------------------|------------|-----------------------|------------|-----------------------|------------|-----------------------|
| TYPE OF DISPOSITION | DISP. | | DISP. | | DISP. | | DISP. | |
| OXFORD | | | | | | | | |
| DEFAULT JUDGMENT | 3 | 1.7 | 3 | 1.9 | 2 | 0.9 | 7 | 3.4 |
| RULE 41(a) | 81 | 45.0 | 87 | 55.4 | 102 | 47.7 | 85 | 41.3 |
| RULE 41(b) | 17 | 9.4 | 9 | 5.7 | 26 | 12.1 | 5 | 2.4 |
| DISMISSAL | 5 | 2.8 | 7 | 4.5 | 14 | 6.5 | 22 | 10.7 |
| SUMMARY JUDGMENT | 11 | 6.1 | 11 | 7.0 | 11 | 5.1 | 12 | 5.8 |
| FINAL ORDER | 30 | 16.7 | 14 | 8.9 | 23 | 10.7 | 38 | 18.4 |
| DIVORCE DECREE | 10 | 5.6 | 10 | 6.4 | 5 | 2.3 | 12 | 5.8 |
| APPEAL SUSTAINED | 0 | 0.0 | 0 | 0.0 | 1 | 0.5 | 1 | 0.5 |
| APPEAL DENIED | 4 | 2.2 | 5 | 3.2 | 6 | 2.8 | 5 | 2.4 |
| WRIT DENIED | 0 | 0.0 | 0 | 0.0 | 0 | 0.0 | 0 | 0.0 |
| WRIT GRANTED | 0 | 0.0 | 0 | 0.0 | 0 | 0.0 | 0 | 0.0 |
| COURT FINDING | 2 | 1.1 | 1 | 0.6 | 4 | 1.9 | 2 | 1.0 |
| JURY VERDICT | 7 | 3.9 | 6 | 3.8 | 9 | 4.2 | 6 | 2.9 |
| DIRECTED VERDICT | 1 | 0.6 | 0 | 0.0 | 0 | 0.0 | 0 | 0.0 |
| MULTIPLE JUDGMENTS | 0 | 0.0 | 0 | 0.0 | 1 | 0.5 | 0 | 0.0 |
| OTHER | 9 | 5.0 | 4 | 2.5 | 10 | 4.7 | 11 | 5.3 |
| TOTAL | 180 | 100.0 | 157 | 100.0 | 214 | 100.0 | 206 | 100.0 |
| PENOBSCOT | | | | | | | | |
| DEFAULT JUDGMENT | 21 | 3.4 | 16 | 2.6 | 13 | 2.4 | 5 | 0.8 |
| RULE 41(a) | 357 | 57.7 | 321 | 51.9 | 269 | 49.3 | 378 | 63.6 |
| RULE 41(b) | 72 | 11.6 | 83 | 13.4 | 64 | 11.7 | 20 | 3.4 |
| DISMISSAL | 16 | 2.6 | 22 | 3.6 | 25 | 4.6 | 40 | 6.7 |
| SUMMARY JUDGMENT | 21 | 3.4 | 31 | 5.0 | 20 | 3.7 | 17 | 2.9 |
| FINAL ORDER | 5 | 0.8 | 18 | 2.9 | 13 | 2.4 | 16 | 2.7 |
| DIVORCE DECREE | 18 | 2.9 | 15 | 2.4 | 16 | 2.9 | 15 | 2.5 |
| APPEAL SUSTAINED | 1 | 0.2 | 3 | 0.5 | 1 | 0.2 | 0 | 0.0 |
| APPEAL DENIED | 15 | 2.4 | 26 | 4.2 | 10 | 1.8 | 10 | 1.7 |
| WRIT DENIED | 0 | 0.0 | 0 | 0.0 | 1 | 0.2 | 0 | 0.0 |
| WRIT GRANTED | 0 | 0.0 | 1 | 0.2 | 0 | 0.0 | 1 | 0.2 |
| COURT FINDING | 20 | 3.2 | 18 | 2.9 | 11 | 2.0 | 15 | 2.5 |
| JURY VERDICT | 10 | 1.6 | 11 | 1.8 | 16 | 2.9 | 14 | 2.4 |
| DIRECTED VERDICT | 3 | 0.5 | 1 | 0.2 | 3 | 0.5 | 0 | 0.0 |
| MULTIPLE JUDGMENTS | 1 | 0.2 | 1 | 0.2 | 4 | 0.7 | 0 | 0.0 |
| OTHER | 59 | 9.5 | 52 | 8.4 | 80 | 14.7 | 63 | 10.6 |
| TOTAL | 619 | 100.0 | 619 | 100.0 | 546 | 100.0 | 594 | 100.0 |

*-Includes the disposition of cases filed and refiled.

-Percentages may not total 100.0 due to rounding.

-Types of dispositions are defined on Page 103 of this report.

SUPERIOR COURT -- CIVIL DISPOSITIONS BY TYPE OF DISPOSITION*

TABLE SC-9

| | 1983 # | 1983 % OF TOTAL | 1984 # | 1984 % OF TOTAL | 1985 # | 1985 % OF TOTAL | 1986 # | 1986 % OF TOTAL |
|---------------------|------------|-----------------------|------------|-----------------------|------------|-----------------------|------------|-----------------------|
| TYPE OF DISPOSITION | DISP. | | DISP. | | DISP. | | DISP. | |
| PISCATAQUIS | | | | | | | | |
| DEFAULT JUDGMENT | 1 | 3.6 | 0 | 0.0 | 0 | 0.0 | 2 | 4.7 |
| RULE 41(a) | 10 | 35.7 | 24 | 58.5 | 20 | 48.8 | 20 | 46.5 |
| RULE 41(b) | 1 | 3.6 | 3 | 7.3 | 3 | 7.3 | 6 | 14.0 |
| DISMISSAL | 0 | 0.0 | 2 | 4.9 | 3 | 7.3 | 1 | 2.3 |
| SUMMARY JUDGMENT | 1 | 3.6 | 3 | 7.3 | 7 | 17.1 | 2 | 4.7 |
| FINAL ORDER | 0 | 0.0 | 1 | 2.4 | 2 | 4.9 | 1 | 2.3 |
| DIVORCE DECREE | 0 | 0.0 | 3 | 7.3 | 0 | 0.0 | 3 | 7.0 |
| APPEAL SUSTAINED | 1 | 3.6 | 0 | 0.0 | 0 | 0.0 | 3 | 7.0 |
| APPEAL DENIED | 3 | 10.7 | 0 | 0.0 | 1 | 2.4 | 1 | 2.3 |
| WRIT DENIED | 1 | 3.6 | 0 | 0.0 | 0 | 0.0 | 0 | 0.0 |
| WRIT GRANTED | 0 | 0.0 | 0 | 0.0 | 0 | 0.0 | 0 | 0.0 |
| COURT FINDING | 2 | 7.1 | 1 | 2.4 | 0 | 0.0 | 1 | 2.3 |
| JURY VERDICT | 0 | 0.0 | 0 | 0.0 | 2 | 4.9 | 2 | 4.7 |
| DIRECTED VERDICT | 0 | 0.0 | 0 | 0.0 | 0 | 0.0 | 0 | 0.0 |
| MULTIPLE JUDGMENTS | 0 | 0.0 | 0 | 0.0 | 0 | 0.0 | 0 | 0.0 |
| OTHER | 8 | 28.6 | 4 | 9.8 | 3 | 7.3 | 1 | 2.3 |
| TOTAL | 28 | 100.0 | 41 | 100.0 | 41 | 100.0 | 43 | 100.0 |
| SAGADAHOC | | | | | | | | |
| DEFAULT JUDGMENT | 3 | 2.3 | 3 | 2.8 | 10 | 7.2 | 3 | 1.5 |
| RULE 41(a) | 67 | 51.5 | 51 | 46.8 | 65 | 46.8 | 110 | 54.2 |
| RULE 41(b) | 10 | 7.7 | 14 | 12.8 | 18 | 12.9 | 8 | 3.9 |
| DISMISSAL | 2 | 1.5 | 3 | 2.8 | 9 | 6.5 | 7 | 3.4 |
| SUMMARY JUDGMENT | 4 | 3.1 | 8 | 7.3 | 7 | 5.0 | 7 | 3.4 |
| FINAL ORDER | 7 | 5.4 | 3 | 2.8 | 6 | 4.3 | 5 | 2.5 |
| DIVORCE DECREE | 6 | 4.6 | 3 | 2.8 | 2 | 1.4 | 5 | 2.5 |
| APPEAL SUSTAINED | 1 | 0.8 | 0 | 0.0 | 0 | 0.0 | 0 | 0.0 |
| APPEAL DENIED | 7 | 5.4 | 3 | 2.8 | 4 | 2.9 | 0 | 0.0 |
| WRIT DENIED | 0 | 0.0 | 0 | 0.0 | 0 | 0.0 | 0 | 0.0 |
| WRIT GRANTED | 0 | 0.0 | 0 | 0.0 | 0 | 0.0 | 0 | 0.0 |
| COURT FINDING | 5 | 3.8 | 5 | 4.6 | 1 | 0.7 | 4 | 2.0 |
| JURY VERDICT | 7 | 5.4 | 4 | 3.7 | 8 | 5.8 | 0 | 0.0 |
| DIRECTED VERDICT | 0 | 0.0 | 1 | 0.9 | 0 | 0.0 | 0 | 0.0 |
| MULTIPLE JUDGMENTS | 0 | 0.0 | 0 | 0.0 | 0 | 0.0 | 0 | 0.0 |
| OTHER | 11 | 8.5 | 11 | 10.1 | 9 | 6.5 | 54 | 26.6 |
| TOTAL | 130 | 100.0 | 109 | 100.0 | 139 | 100.0 | 203 | 100.0 |

*-Includes the disposition of cases filed and refiled.

-Percentages may not total 100.0 due to rounding.

-Types of dispositions are defined on Page 103 of this report.

SUPERIOR COURT -- CIVIL DISPOSITIONS BY TYPE OF DISPOSITION*

TABLE SC-9

| | 1983 | 1983 | 1984 | 1984 | 1985 | 1985 | 1986 | 1986 |
|---------------------|-------|-------|-------|-------|-------|-------|-------|-------|
| | # | % OF | # | % OF | # | % OF | # | % OF |
| TYPE OF DISPOSITION | DISP. | TOTAL | DISP. | TOTAL | DISP. | TOTAL | DISP. | TOTAL |
| SOMERSET | | | | | | | | |
| DEFAULT JUDGMENT | 10 | 3.5 | 8 | 3.5 | 5 | 2.0 | 3 | 1.0 |
| RULE 41(a) | 114 | 39.9 | 107 | 46.5 | 109 | 42.6 | 119 | 41.5 |
| RULE 41(b) | 13 | 4.5 | 1 | 0.4 | 16 | 6.3 | 17 | 5.9 |
| DISMISSAL | 5 | 1.7 | 14 | 6.1 | 24 | 9.4 | 12 | 4.2 |
| SUMMARY JUDGMENT | 16 | 5.6 | 7 | 3.0 | 17 | 6.6 | 10 | 3.5 |
| FINAL ORDER | 39 | 13.6 | 47 | 20.4 | 33 | 12.9 | 46 | 16.0 |
| DIVORCE DECREE | 52 | 18.2 | 26 | 11.3 | 33 | 12.9 | 57 | 19.9 |
| APPEAL SUSTAINED | 0 | 0.0 | 1 | 0.4 | 1 | 0.4 | 0 | 0.0 |
| APPEAL DENIED | 10 | 3.5 | 2 | 0.9 | 4 | 1.6 | 3 | 1.0 |
| WRIT DENIED | 0 | 0.0 | 0 | 0.0 | 0 | 0.0 | 0 | 0.0 |
| WRIT GRANTED | 0 | 0.0 | 0 | 0.0 | 0 | 0.0 | 0 | 0.0 |
| COURT FINDING | 7 | 2.4 | 9 | 3.9 | 3 | 1.2 | 5 | 1.7 |
| JURY VERDICT | 13 | 4.5 | 5 | 2.2 | 7 | 2.7 | 1 | 0.3 |
| DIRECTED VERDICT | 1 | 0.3 | 0 | 0.0 | 0 | 0.0 | 0 | 0.0 |
| MULTIPLE JUDGMENTS | 3 | 1.0 | 0 | 0.0 | 0 | 0.0 | 0 | 0.0 |
| OTHER | 3 | 1.0 | 3 | 1.3 | 4 | 1.6 | 14 | 4.9 |
| TOTAL | 286 | 100.0 | 230 | 100.0 | 256 | 100.0 | 287 | 100.0 |
| WALDO | | | | | | | | |
| DEFAULT JUDGMENT | 4 | 3.6 | 4 | 4.8 | 4 | 4.2 | 3 | 2.4 |
| RULE 41(a) | 47 | 42.0 | 40 | 48.2 | 50 | 52.6 | 67 | 52.8 |
| RULE 41(b) | 17 | 15.2 | 6 | 7.2 | 9 | 9.5 | 0 | 0.0 |
| DISMISSAL | 7 | 6.3 | 2 | 2.4 | 3 | 3.2 | 11 | 8.7 |
| SUMMARY JUDGMENT | 6 | 5.4 | 4 | 4.8 | 8 | 8.4 | 7 | 5.5 |
| FINAL ORDER | 5 | 4.5 | 7 | 8.4 | 5 | 5.3 | 14 | 11.0 |
| DIVORCE DECREE | 3 | 2.7 | 1 | 1.2 | 3 | 3.2 | 2 | 1.6 |
| APPEAL SUSTAINED | 0 | 0.0 | 0 | 0.0 | 0 | 0.0 | 0 | 0.0 |
| APPEAL DENIED | 2 | 1.8 | 3 | 3.6 | 0 | 0.0 | 3 | 2.4 |
| WRIT DENIED | 0 | 0.0 | 0 | 0.0 | 0 | 0.0 | 0 | 0.0 |
| WRIT GRANTED | 0 | 0.0 | 0 | 0.0 | 0 | 0.0 | 0 | 0.0 |
| COURT FINDING | 4 | 3.6 | 8 | 9.6 | 3 | 3.2 | 3 | 2.4 |
| JURY VERDICT | 6 | 5.4 | 4 | 4.8 | 2 | 2.1 | 8 | 6.3 |
| DIRECTED VERDICT | 1 | 0.9 | 0 | 0.0 | 0 | 0.0 | 3 | 2.4 |
| MULTIPLE JUDGMENTS | 0 | 0.0 | 0 | 0.0 | 2 | 2.1 | 1 | 0.8 |
| OTHER | 10 | 8.9 | 4 | 4.8 | 6 | 6.3 | 5 | 3.9 |
| TOTAL | 112 | 100.0 | 83 | 100.0 | 95 | 100.0 | 127 | 100.0 |

*-Includes the disposition of cases filed and refilled.

-Percentages may not total 100.0 due to rounding.

-Types of dispositions are defined on Page 103 of this report.

SUPERIOR COURT -- CIVIL DISPOSITIONS BY TYPE OF DISPOSITION*

TABLE SC-9

| TYPE OF DISPOSITION | 1983 # DISP. | 1983 % OF TOTAL | 1984 # DISP. | 1984 % OF TOTAL | 1985 # DISP. | 1985 % OF TOTAL | 1986 # DISP. | 1986 % OF TOTAL |
|---------------------|--------------------|-----------------------|--------------------|-----------------------|--------------------|-----------------------|--------------------|-----------------------|
| WASHINGTON | | | | | | | | |
| DEFAULT JUDGMENT | 3 | 2.6 | 3 | 2.4 | 2 | 1.2 | 1 | 0.9 |
| RULE 41(a) | 48 | 41.4 | 46 | 36.8 | 70 | 43.5 | 67 | 57.8 |
| RULE 41(b) | 26 | 22.4 | 19 | 15.2 | 33 | 20.5 | 1 | 0.9 |
| DISMISSAL | 6 | 5.2 | 15 | 12.0 | 12 | 7.5 | 10 | 8.6 |
| SUMMARY JUDGMENT | 5 | 4.3 | 18 | 14.4 | 17 | 10.6 | 13 | 11.2 |
| FINAL ORDER | 9 | 7.8 | 2 | 1.6 | 2 | 1.2 | 4 | 3.4 |
| DIVORCE DECREE | 1 | 0.9 | 2 | 1.6 | 2 | 1.2 | 2 | 1.7 |
| APPEAL SUSTAINED | 0 | 0.0 | 0 | 0.0 | 3 | 1.9 | 1 | 0.9 |
| APPEAL DENIED | 1 | 0.9 | 3 | 2.4 | 9 | 5.6 | 3 | 2.6 |
| WRIT DENIED | 0 | 0.0 | 0 | 0.0 | 0 | 0.0 | 0 | 0.0 |
| WRIT GRANTED | 0 | 0.0 | 0 | 0.0 | 0 | 0.0 | 1 | 0.9 |
| COURT FINDING | 3 | 2.6 | 5 | 4.0 | 2 | 1.2 | 1 | 0.9 |
| JURY VERDICT | 2 | 1.7 | 1 | 0.8 | 4 | 2.5 | 4 | 3.4 |
| DIRECTED VERDICT | 1 | 0.9 | 0 | 0.0 | 0 | 0.0 | 0 | 0.0 |
| MULTIPLE JUDGMENTS | 2 | 1.7 | 0 | 0.0 | 1 | 0.6 | 0 | 0.0 |
| OTHER | 9 | 7.8 | 11 | 8.8 | 4 | 2.5 | 8 | 6.9 |
| TOTAL | 116 | 100.0 | 125 | 100.0 | 161 | 100.0 | 116 | 100.0 |
| YORK | | | | | | | | |
| DEFAULT JUDGMENT | 31 | 4.0 | 16 | 2.1 | 20 | 3.0 | 17 | 2.5 |
| RULE 41(a) | 345 | 44.4 | 346 | 46.2 | 307 | 45.5 | 346 | 50.4 |
| RULE 41(b) | 136 | 17.5 | 100 | 13.4 | 62 | 9.2 | 50 | 7.3 |
| DISMISSAL | 10 | 1.3 | 39 | 5.2 | 36 | 5.3 | 64 | 9.3 |
| SUMMARY JUDGMENT | 49 | 6.3 | 31 | 4.1 | 35 | 5.2 | 21 | 3.1 |
| FINAL ORDER | 47 | 6.0 | 53 | 7.1 | 42 | 6.2 | 33 | 4.8 |
| DIVORCE DECREE | 20 | 2.6 | 20 | 2.7 | 14 | 2.1 | 18 | 2.6 |
| APPEAL SUSTAINED | 0 | 0.0 | 2 | 0.3 | 0 | 0.0 | 1 | 0.1 |
| APPEAL DENIED | 26 | 3.3 | 12 | 1.6 | 17 | 2.5 | 13 | 1.9 |
| WRIT DENIED | 0 | 0.0 | 0 | 0.0 | 0 | 0.0 | 0 | 0.0 |
| WRIT GRANTED | 0 | 0.0 | 0 | 0.0 | 1 | 0.1 | 0 | 0.0 |
| COURT FINDING | 9 | 1.2 | 27 | 3.6 | 10 | 1.5 | 18 | 2.6 |
| JURY VERDICT | 10 | 1.3 | 21 | 2.8 | 23 | 3.4 | 16 | 2.3 |
| DIRECTED VERDICT | 1 | 0.1 | 0 | 0.0 | 1 | 0.1 | 0 | 0.0 |
| MULTIPLE JUDGMENTS | 0 | 0.0 | 1 | 0.1 | 1 | 0.1 | 1 | 0.1 |
| OTHER | 93 | 12.0 | 81 | 10.8 | 105 | 15.6 | 89 | 13.0 |
| TOTAL | 777 | 100.0 | 749 | 100.0 | 674 | 100.0 | 687 | 100.0 |

*-Includes the disposition of cases filed and refiled.

-Percentages may not total 100.0 due to rounding.

-Types of dispositions are defined on Page 103 of this report.

SUPERIOR COURT - CIVIL JURY TRIALS*

TABLE SC-10

| | 1980 | 1980 | 1981 | 1981 | 1982 | 1982 | 1983 | 1983 | 1984 | 1984 | 1985 | 1985 | 1986 | 1986 |
|--------------|--------|--------|--------|--------|--------|--------|--------|--------|--------|--------|--------|--------|--------|--------|
| | No. of | No. of | No. of | No. of | No. of | No. of | No. of | No. of | No. of | No. of | No. of | No. of | No. of | No. of |
| | Trials | Days | Trials | Days | Trials | Days | Trials | Days | Trials | Days | Trials | Days | Trials | Days |
| ANDROSCOGGIN | 11 | 16.0 | 16 | 33.0 | 26 | 65.5 | 17 | 32.0 | 13 | 40.0 | 29 | 76.0 | 19 | 58.0 |
| AROOSTOOK | 9 | 23.0 | 6 | 17.5 | 18 | 44.0 | 25 | 53.0 | 21 | 35.5 | 16 | 27.5 | 8 | 27.0 |
| CUMBERLAND | 33 | 91.0 | 34 | 79.0 | 32 | 120.5 | 50 | 154.0 | 41 | 124.5 | 42 | 103.5 | 55 | 134.5 |
| FRANKLIN | 2 | 4.0 | 7 | 15.5 | 8 | 10.5 | 4 | 14.0 | 4 | 9.0 | 8 | 18.5 | 5 | 13.0 |
| HANCOCK | 6 | 10.5 | 6 | 13.5 | 6 | 13.5 | 7 | 12.0 | 11 | 19.0 | 8 | 17.5 | 12 | 25.0 |
| KENNEBEC | 15 | 26.0 | 18 | 67.5 | 22 | 52.0 | 13 | 49.0 | 21 | 54.0 | 19 | 46.0 | 32 | 84.0 |
| KNOX | 8 | 13.5 | 8 | 34.0 | 7 | 21.5 | 8 | 27.0 | 13 | 30.0 | 6 | 13.0 | 7 | 17.0 |
| LINCOLN | 4 | 8.0 | 4 | 12.5 | 4 | 11.0 | 8 | 34.0 | 5 | 15.0 | 5 | 21.5 | 17 | 40.5 |
| OXFORD | 4 | 11.0 | 1 | 1.5 | 5 | 9.0 | 8 | 15.5 | 6 | 9.5 | 8 | 21.5 | 9 | 19.0 |
| PENOBSCOT | 15 | 30.5 | 20 | 34.5 | 20 | 39.5 | 19 | 33.0 | 13 | 25.5 | 22 | 45.5 | 16 | 54.0 |
| PISCATAQUIS | 0 | 0.0 | 0 | 0.0 | 2 | 5.0 | 0 | 0.0 | 0 | 0.0 | 3 | 9.0 | 2 | 6.0 |
| SAGadahoc | 8 | 15.0 | 6 | 15.0 | 5 | 21.5 | 7 | 21.5 | 5 | 8.5 | 8 | 19.0 | 0 | 0.0 |
| SOMERSET | 10 | 13.5 | 8 | 12.5 | 11 | 25.0 | 14 | 34.5 | 6 | 13.0 | 9 | 23.5 | 2 | 3.0 |
| WALDO | 3 | 8.5 | 5 | 9.5 | 4 | 8.0 | 8 | 18.0 | 4 | 8.0 | 2 | 7.0 | 13 | 22.0 |
| WASHINGTON | 9 | 17.0 | 8 | 14.5 | 4 | 8.0 | 2 | 2.0 | 3 | 2.5 | 6 | 11.5 | 6 | 13.5 |
| YORK | 19 | 47.0 | 26 | 64.5 | 27 | 60.0 | 15 | 34.5 | 27 | 64.0 | 27 | 57.0 | 18 | 59.5 |
| STATE TOTAL | 156 | 334.5 | 173 | 424.5 | 201 | 514.5 | 205 | 534.0 | 193 | 458.0 | 218 | 517.5 | 221 | 576.0 |

*-Includes cases filed and refiled.

-Prior to 1984, there were some discrepancies in calculating the number of jury trial days which may have affected the accuracy of these figures. The problem occurred when cases scheduled for trial underwent multiple voir dire (the justice conducted voir dire for several cases on one day, instead of limiting it to the one case facing imminent trial). Since the clerks were instructed to calculate trial days by rounding to the nearest .5 day, each of four cases voir dired on one day, for example, would have .5 days added to their total trial time, resulting in a total of 2 trial days being reported for only 1 day of trial activity.

SUPERIOR COURT -- CIVIL NON-JURY TRIALS*

TABLE SC-11

| | 1980 | 1980 | 1981 | 1981 | 1982 | 1982 | 1983 | 1983 | 1984 | 1984 | 1985 | 1985 | 1986 | 1986 |
|--------------|--------|--------|--------|--------|--------|--------|--------|--------|--------|--------|--------|--------|--------|--------|
| | No. of | No. of | No. of | No. of | No. of | No. of | No. of | No. of | No. of | No. of | No. of | No. of | No. of | No. of |
| | Trials | Days | Trials | Days | Trials | Days | Trials | Days | Trials | Days | Trials | Days | Trials | Days |
| ANDROSCOGGIN | 30 | 25.5 | 22 | 15.0 | 10 | 6.5 | 8 | 6.0 | 12 | 20.5 | 18 | 19.0 | 7 | 4.5 |
| AROOSTOOK | 1 | 1.0 | 8 | 7.0 | 10 | 6.5 | 15 | 10.5 | 20 | 13.0 | 18 | 11.5 | 19 | 13.0 |
| CUMBERLAND | 31 | 29.0 | 31 | 39.5 | 24 | 25.5 | 38 | 50.0 | 21 | 25.0 | 45 | 54.0 | 37 | 43.0 |
| FRANKLIN | 10 | 6.5 | 8 | 9.5 | 3 | 2.0 | 4 | 2.5 | 5 | 3.0 | 7 | 9.5 | 6 | 8.5 |
| HANCOCK | 19 | 17.5 | 7 | 6.0 | 3 | 3.0 | 12 | 10.0 | 16 | 19.0 | 5 | 11.0 | 12 | 13.5 |
| KENNEBEC | 27 | 26.0 | 29 | 31.0 | 16 | 26.0 | 28 | 26.5 | 5 | 6.0 | 16 | 30.0 | 29 | 22.5 |
| KNOX | 26 | 15.5 | 25 | 16.5 | 18 | 12.0 | 12 | 16.0 | 6 | 5.5 | 10 | 17.5 | 13 | 17.5 |
| LINCOLN | 7 | 5.0 | 8 | 8.0 | 10 | 5.5 | 6 | 4.0 | 4 | 3.0 | 6 | 6.0 | 5 | 8.5 |
| OXFORD | 4 | 2.5 | 4 | 3.0 | 9 | 5.5 | 5 | 6.0 | 2 | 1.0 | 6 | 5.0 | 3 | 2.0 |
| PENOBSCOT | 32 | 26.0 | 42 | 41.0 | 29 | 24.5 | 31 | 24.5 | 24 | 19.5 | 13 | 11.5 | 23 | 17.0 |
| PISCATAQUIS | 6 | 3.5 | 0 | 0.0 | 3 | 1.5 | 2 | 1.0 | 1 | 1.0 | 0 | 0.0 | 1 | .5 |
| SAGadahoc | 3 | 1.5 | 6 | 5.5 | 9 | 8.5 | 8 | 7.5 | 7 | 4.0 | 3 | 2.0 | 9 | 11.0 |
| SOMERSET | 28 | 17.5 | 13 | 7.0 | 5 | 5.5 | 9 | 9.5 | 10 | 10.5 | 5 | 5.5 | 7 | 6.5 |
| WALDO | 4 | 4.0 | 7 | 5.5 | 7 | 4.0 | 4 | 3.0 | 8 | 8.5 | 4 | 7.5 | 4 | 3.0 |
| WASHINGTON | 7 | 5.0 | 15 | 11.5 | 11 | 6.0 | 7 | 7.5 | 6 | 3.0 | 4 | 4.0 | 4 | 4.0 |
| YORK | 51 | 47.5 | 33 | 27.0 | 26 | 26.0 | 12 | 8.5 | 32 | 30.5 | 11 | 10.0 | 27 | 24.0 |
| STATE TOTAL | 286 | 233.5 | 258 | 233.0 | 193 | 168.5 | 201 | 193.0 | 179 | 173.0 | 171 | 204.0 | 206 | 199.0 |

*Includes cases filed and refiled.

-In the years prior to 1984, the statistical definition of non-jury trials may have been interpreted differently throughout the state. It is not known whether this discrepancy has significantly skewed the number of trials reported.

SUPERIOR COURT -- AGE OF CIVIL PENDING CASELOAD - 1986

TABLE SC-12

NUMBER OF CASES FROM FILING OR REFILING TO 12/31/86

| Age of Case | 0-90 Days | 91-180 Days | 181-270 Days | 271 Days to 1 Yr. | 1 Yr.- 2 Yrs. | 2 Yrs.- 3 Yrs. | 3 Yrs.- 5 Yrs. | 5 Yrs.- & Up | Total No. of Cases | Average No. of Days |
|--------------|--------------|----------------|-----------------|----------------------|------------------|-------------------|-------------------|-----------------|-----------------------|------------------------|
| ANDROSCOGGIN | 81 | 104 | 100 | 69 | 198 | 112 | 50 | 18 | 732 | 524 |
| AROOSTOOK | 72 | 56 | 31 | 51 | 128 | 58 | 43 | 10 | 449 | 524 |
| CUMBERLAND | 289 | 264 | 220 | 169 | 460 | 217 | 143 | 62 | 1824 | 507 |
| FRANKLIN | 17 | 18 | 17 | 15 | 29 | 11 | 11 | 6 | 124 | 531 |
| HANCOCK | 47 | 42 | 29 | 26 | 85 | 42 | 34 | 11 | 316 | 580 |
| KENNEBEC | 97 | 100 | 71 | 63 | 137 | 68 | 50 | 19 | 605 | 490 |
| KNOX | 34 | 25 | 22 | 10 | 42 | 10 | 11 | 2 | 156 | 418 |
| LINCOLN | 39 | 40 | 18 | 17 | 39 | 17 | 9 | 7 | 186 | 433 |
| OXFORD | 29 | 27 | 43 | 20 | 64 | 18 | 21 | 6 | 228 | 504 |
| PENOBSCOT | 122 | 71 | 84 | 79 | 269 | 113 | 94 | 32 | 864 | 594 |
| PISCATAQUIS | 2 | 2 | 5 | 3 | 11 | 5 | 6 | 2 | 36 | 733 |
| SAGadahoc | 24 | 30 | 20 | 17 | 32 | 18 | 17 | 4 | 162 | 496 |
| SOMERSET | 46 | 39 | 25 | 17 | 40 | 42 | 15 | 5 | 229 | 463 |
| WALDO | 14 | 20 | 11 | 11 | 34 | 18 | 9 | 1 | 118 | 502 |
| WASHINGTON | 19 | 20 | 16 | 11 | 49 | 19 | 20 | 7 | 161 | 598 |
| YORK | 164 | 147 | 115 | 107 | 280 | 147 | 113 | 31 | 1104 | 532 |
| STATE TOTAL | 1096 | 1005 | 827 | 685 | 1897 | 915 | 646 | 223 | 7294 | 524 |

SUPERIOR COURT -- AVERAGE TIME TO CIVIL JURY TRIAL*
AVERAGE NUMBER OF DAYS FROM FILING OR REFILING TO JURY TRIAL

TABLE SC-13

| | 1980 | 1980 | 1981 | 1981 | 1982 | 1982 | 1983 | 1983 | 1984 | 1984 | 1985 | 1985 | 1986 | 1986 |
|--------------|--------|-------|--------|-------|--------|-------|--------|-------|--------|-------|--------|-------|--------|-------|
| | No. of | Avg. | No. of | Avg. | No. of | Avg. | No. of | Avg. | No. of | Avg. | No. of | Avg. | No. of | Avg. |
| | Jury | Days/ | Jury | Days/ | Jury | Days/ | Jury | Days/ | Jury | Days/ | Jury | Days/ | Jury | Days/ |
| | Trials | Trial | Trials | Trial | Trials | Trial | Trials | Trial | Trials | Trial | Trials | Trial | Trials | Trial |
| ANDROSCOGGIN | 11 | 973 | 16 | 1089 | 26 | 1156 | 17 | 1034 | 13 | 1138 | 29 | 1222 | 19 | 1067 |
| AROOSTOOK | 9 | 707 | 6 | 1138 | 18 | 714 | 25 | 909 | 21 | 639 | 16 | 820 | 8 | 1498 |
| CUMBERLAND | 33 | 871 | 34 | 927 | 32 | 1249 | 50 | 1179 | 41 | 1222 | 42 | 1056 | 55 | 891 |
| FRANKLIN | 2 | 785 | 7 | 989 | 8 | 737 | 4 | 1187 | 4 | 1024 | 8 | 922 | 5 | 991 |
| HANCOCK | 6 | 495 | 6 | 809 | 6 | 1495 | 7 | 977 | 11 | 885 | 8 | 1096 | 12 | 760 |
| KENNEBEC | 15 | 803 | 18 | 1025 | 22 | 973 | 13 | 873 | 21 | 1045 | 19 | 1159 | 32 | 756 |
| KNOX | 8 | 945 | 8 | 1343 | 7 | 1215 | 8 | 1196 | 13 | 773 | 6 | 620 | 7 | 689 |
| LINCOLN | 4 | 501 | 4 | 585 | 4 | 767 | 8 | 508 | 5 | 534 | 5 | 1095 | 17 | 254 |
| OXFORD | 4 | 1144 | 1 | 459 | 5 | 958 | 8 | 591 | 6 | 679 | 8 | 899 | 9 | 914 |
| PENOBSCOT | 15 | 619 | 20 | 726 | 20 | 783 | 19 | 773 | 13 | 855 | 22 | 1037 | 16 | 1146 |
| PISCATAQUIS | 0 | - | 0 | - | 2 | 871 | 0 | - | 0 | - | 3 | 1134 | 2 | 1027 |
| SAGadahoc | 8 | 424 | 6 | 416 | 5 | 671 | 7 | 943 | 5 | 665 | 8 | 672 | 0 | - |
| SOMERSET | 10 | 654 | 8 | 813 | 11 | 571 | 14 | 821 | 6 | 478 | 9 | 577 | 2 | 752 |
| WALDO | 3 | 771 | 5 | 927 | 4 | 890 | 8 | 1180 | 4 | 822 | 2 | 1437 | 13 | 702 |
| WASHINGTON | 9 | 827 | 8 | 816 | 4 | 457 | 2 | 613 | 3 | 540 | 6 | 1304 | 6 | 995 |
| YORK | 19 | 737 | 26 | 815 | 27 | 820 | 15 | 730 | 27 | 826 | 27 | 819 | 18 | 1076 |
| STATE TOTAL | 156 | 766 | 173 | 898 | 201 | 946 | 205 | 951 | 193 | 909 | 218 | 996 | 221 | 874 |

*Includes the disposition of cases filed and refiled.

SUPERIOR COURT - AVERAGE TIME TO CIVIL DISPOSITION*
AVERAGE NUMBER OF DAYS FROM FILING OR REFILING TO DISPOSITION

TABLE SC-14

| COURT | 1980 | 1981 | 1982 | 1983 | 1984 | 1985 | 1986 |
|--------------|------|------|------|------|------|------|------|
| ANDROSCOGGIN | 510 | 541 | 619 | 587 | 603 | 655 | 561 |
| AROOSTOOK | 581 | 574 | 504 | 550 | 618 | 510 | 582 |
| CUMBERLAND | 517 | 497 | 571 | 602 | 574 | 559 | 542 |
| FRANKLIN | 269 | 610 | 561 | 519 | 425 | 561 | 534 |
| HANCOCK | 452 | 567 | 549 | 595 | 688 | 581 | 623 |
| KENNEBEC | 572 | 573 | 572 | 540 | 541 | 491 | 423 |
| KNOX | 551 | 606 | 516 | 525 | 461 | 502 | 459 |
| LINCOLN | 405 | 454 | 491 | 375 | 494 | 529 | 479 |
| OXFORD | 552 | 464 | 573 | 468 | 493 | 541 | 463 |
| PENOBSCOT | 490 | 443 | 615 | 550 | 533 | 605 | 549 |
| PISCATAQUIS | 432 | 519 | 488 | 435 | 543 | 495 | 667 |
| SAGadahoc | 487 | 499 | 536 | 580 | 601 | 612 | 572 |
| SOMERSET | 513 | 390 | 426 | 462 | 403 | 470 | 453 |
| WALDO | 495 | 581 | 583 | 635 | 481 | 619 | 439 |
| WASHINGTON | 493 | 524 | 417 | 626 | 546 | 753 | 564 |
| YORK | 527 | 499 | 436 | 562 | 570 | 536 | 583 |
| STATE TOTAL | 515 | 515 | 547 | 560 | 558 | 562 | 529 |

*-Includes the disposition of cases filed and refiled.

**SUPERIOR COURT -- ACTUAL TIME TO CIVIL DISPOSITION* - 1986
NUMBER OF CASES FROM FILING OR REFILING TO PRE-TRIAL MEMO**

TABLE SC-15

| | 0-90 Days | 91-180 Days | 181-270 Days | 271 Days-1 Yr. | 1 Year-Up | Avg.# Days |
|--------------|-----------|-------------|--------------|----------------|-----------|------------|
| ANDROSCOGGIN | 53 | 28 | 31 | 29 | 48 | 298 |
| AROOSTOOK | 7 | 12 | 9 | 5 | 25 | 473 |
| CUMBERLAND | 24 | 32 | 26 | 22 | 96 | 443 |
| FRANKLIN | 4 | 5 | 2 | 4 | 13 | 469 |
| HANCOCK | 11 | 11 | 11 | 4 | 31 | 414 |
| KENNEBEC | 89 | 32 | 17 | 11 | 35 | 220 |
| KNOX | 6 | 9 | 9 | 8 | 7 | 331 |
| LINCOLN | 6 | 5 | 3 | 3 | 18 | 460 |
| OXFORD | 0 | 1 | 2 | 3 | 4 | 425 |
| PENOBSCOT | 20 | 26 | 11 | 14 | 49 | 424 |
| PISCATAQUIS | 2 | 1 | 4 | 1 | 6 | 474 |
| SAGadahoc | 8 | 8 | 4 | 3 | 8 | 242 |
| SOMERSET | 3 | 1 | 0 | 0 | 7 | 418 |
| WALDO | 9 | 8 | 5 | 2 | 15 | 378 |
| WASHINGTON | 3 | 1 | 1 | 7 | 10 | 436 |
| YORK | 17 | 20 | 18 | 24 | 66 | 438 |
| STATE TOTAL | 262 | 200 | 153 | 140 | 438 | 373 |

NUMBER OF CASES FROM PRE-TRIAL MEMO TO PRE-TRIAL CONFERENCE

| | 0-90 Days | 91-180 Days | 181-270 Days | 271 Days-1 Yr. | 1 Year-Up | Avg.# Days |
|--------------|-----------|-------------|--------------|----------------|-----------|------------|
| ANDROSCOGGIN | 2 | 23 | 52 | 38 | 37 | 327 |
| AROOSTOOK | 13 | 10 | 8 | 2 | 8 | 238 |
| CUMBERLAND | 15 | 14 | 59 | 19 | 21 | 247 |
| FRANKLIN | 5 | 10 | 4 | 2 | 0 | 144 |
| HANCOCK | 16 | 32 | 6 | 6 | 4 | 180 |
| KENNEBEC | 141 | 13 | 8 | 6 | 6 | 71 |
| KNOX | 17 | 9 | 3 | 1 | 0 | 102 |
| LINCOLN | 11 | 13 | 6 | 1 | 0 | 123 |
| OXFORD | 3 | 3 | 2 | 0 | 2 | 244 |
| PENOBSCOT | 6 | 40 | 34 | 16 | 7 | 213 |
| PISCATAQUIS | 8 | 3 | 2 | 0 | 0 | 97 |
| SAGadahoc | 9 | 10 | 5 | 2 | 3 | 171 |
| SOMERSET | 4 | 3 | 2 | 0 | 0 | 106 |
| WALDO | 17 | 9 | 7 | 1 | 1 | 142 |
| WASHINGTON | 11 | 6 | 1 | 0 | 1 | 103 |
| YORK | 18 | 67 | 23 | 7 | 12 | 193 |
| STATE TOTAL | 296 | 265 | 222 | 101 | 102 | 191 |

*-Includes the disposition of cases filed and refilled.

-See narrative on Page 51 for explanation of this table.

SUPERIOR COURT -- ACTUAL TIME TO CIVIL DISPOSITION* - 1986
NUMBER OF CASES FROM PRE-TRIAL CONFERENCE TO JURY TRIAL

TABLE SC-15
(con't.)

| | 0-90 Days | 91-180 Days | 181-270 Days | 271 Days-1 Yr. | 1 Year-Up | Avg.# Days |
|--------------|-----------|-------------|--------------|----------------|-----------|------------|
| ANDROSCOGGIN | 2 | 4 | 1 | 4 | 8 | 333 |
| AROOSTOOK | 0 | 0 | 1 | 0 | 4 | 613 |
| CUMBERLAND | 1 | 0 | 2 | 5 | 15 | 517 |
| FRANKLIN | 0 | 1 | 0 | 1 | 3 | 401 |
| HANCOCK | 1 | 1 | 0 | 0 | 6 | 459 |
| KENNEBEC | 1 | 1 | 3 | 3 | 23 | 447 |
| KNOX | 1 | 0 | 2 | 0 | 3 | 386 |
| LINCOLN | 2 | 5 | 1 | 0 | 0 | 144 |
| OXFORD | 0 | 0 | 0 | 0 | 2 | 770 |
| PENOBSCOT | 0 | 2 | 2 | 1 | 8 | 524 |
| PISCATAQUIS | 0 | 0 | 0 | 0 | 2 | 761 |
| SAGADAHOC | 0 | 0 | 0 | 0 | 0 | 0 |
| SOMERSET | 0 | 2 | 0 | 0 | 0 | 158 |
| WALDO | 1 | 0 | 8 | 2 | 2 | 276 |
| WASHINGTON | 0 | 0 | 1 | 1 | 3 | 485 |
| YORK | 1 | 0 | 3 | 7 | 7 | 464 |
| STATE TOTAL | 10 | 16 | 24 | 24 | 86 | 430 |

NUMBER OF CASES FROM PRE-TRIAL CONFERENCE TO NON-JURY TRIAL

| | 0-90 Days | 91-180 Days | 181-270 Days | 271 Days-1 Yr. | 1 Year-Up | Avg.# Days |
|--------------|-----------|-------------|--------------|----------------|-----------|------------|
| ANDROSCOGGIN | 1 | 1 | 1 | 0 | 2 | 271 |
| AROOSTOOK | 1 | 0 | 1 | 1 | 5 | 464 |
| CUMBERLAND | 2 | 2 | 2 | 3 | 6 | 318 |
| FRANKLIN | 0 | 0 | 0 | 0 | 4 | 746 |
| HANCOCK | 1 | 3 | 1 | 4 | 2 | 314 |
| KENNEBEC | 3 | 5 | 7 | 7 | 6 | 261 |
| KNOX | 0 | 2 | 1 | 0 | 2 | 262 |
| LINCOLN | 0 | 2 | 1 | 0 | 1 | 326 |
| OXFORD | 0 | 0 | 0 | 0 | 0 | 0 |
| PENOBSCOT | 4 | 0 | 1 | 5 | 6 | 362 |
| PISCATAQUIS | 0 | 0 | 1 | 0 | 0 | 243 |
| SAGADAHOC | 0 | 0 | 3 | 1 | 1 | 279 |
| SOMERSET | 0 | 0 | 0 | 0 | 0 | 0 |
| WALDO | 2 | 1 | 0 | 1 | 0 | 131 |
| WASHINGTON | 0 | 2 | 0 | 0 | 1 | 317 |
| YORK | 2 | 1 | 5 | 8 | 8 | 373 |
| STATE TOTAL | 16 | 19 | 24 | 30 | 44 | 331 |

*-Includes the disposition of cases filed and refiled.

-See narrative on Page 51 for explanation of this table.

SUPERIOR COURT -- ACTUAL TIME TO CIVIL DISPOSITION* - 1986

TABLE SC-15
(con't.)

NUMBER OF CASES FROM FILING OR REFILING TO DISPOSITION

| | 0-90 Days | 91-180 Days | 181-270 Days | 271 Days to 1 Yr. | 1 Yr.- 2 Yrs. | 2 Yrs.- 3 Yrs. | 3 Yrs.- 5 Yrs. | 5 Yrs. & Up | Total # Cases | Avg.# Days |
|--------------|--------------|----------------|-----------------|----------------------|------------------|-------------------|-------------------|----------------|------------------|---------------|
| ANDROSCOGGIN | 100 | 55 | 55 | 49 | 166 | 105 | 63 | 14 | 607 | 561 |
| AROOSTOOK | 48 | 48 | 19 | 32 | 51 | 34 | 43 | 14 | 289 | 582 |
| CUMBERLAND | 256 | 209 | 131 | 144 | 333 | 185 | 151 | 62 | 1471 | 542 |
| FRANKLIN | 19 | 19 | 5 | 5 | 20 | 23 | 9 | 2 | 102 | 534 |
| HANCOCK | 36 | 25 | 17 | 10 | 51 | 32 | 29 | 10 | 210 | 623 |
| KENNEBEC | 157 | 98 | 87 | 58 | 168 | 67 | 35 | 16 | 686 | 423 |
| KNOX | 34 | 21 | 9 | 18 | 48 | 24 | 6 | 4 | 164 | 459 |
| LINCOLN | 38 | 30 | 12 | 14 | 45 | 28 | 12 | 3 | 182 | 479 |
| OXFORD | 46 | 23 | 25 | 17 | 48 | 28 | 16 | 3 | 206 | 463 |
| PENOBSCOT | 90 | 53 | 63 | 63 | 155 | 105 | 50 | 15 | 594 | 549 |
| PISCATAQUIS | 7 | 3 | 2 | 3 | 9 | 14 | 3 | 2 | 43 | 667 |
| SAGADAHOC | 15 | 17 | 20 | 22 | 74 | 39 | 13 | 3 | 203 | 572 |
| SOMERSET | 58 | 53 | 32 | 26 | 49 | 39 | 28 | 2 | 287 | 453 |
| WALDO | 28 | 18 | 8 | 10 | 41 | 10 | 11 | 1 | 127 | 439 |
| WASHINGTON | 27 | 11 | 4 | 8 | 31 | 23 | 7 | 5 | 116 | 564 |
| YORK | 107 | 77 | 70 | 49 | 154 | 129 | 79 | 22 | 687 | 583 |
| STATE TOTAL | 1066 | 760 | 559 | 528 | 1443 | 885 | 555 | 178 | 5974 | 529 |

*-Includes the disposition of cases filed and refilled.

-See narrative on Page 51 for explanation of this table.

CIVIL DEFINITIONS

REFILING:

These are matters which have been previously disposed and which have been brought before the Superior Court for further action. For statistical purposes, such matters are limited to the following circumstances:

1. When a case remanded to the District Court returns to the Superior Court for further action.
2. When a case appealed to the Law Court returns to the Superior Court for further action.
3. When a mistrial occurs and a second trial is required; when a motion for a new trial is granted; or when a case, for any other reason, requires a trial after its original disposition.
4. When a motion for relief from judgment is granted, or a case is reinstated on the docket after judgment has been entered (Rule 60(b)).

TYPE OF CASE:

1. Damages: An action in which claim for relief is based on physical damage to property or reputation.
2. Personal Injury: An action in which claim for relief is based on physical or mental injury.
3. Contract: An action in which claim for relief arises out of alleged violation of an agreement, including cases commonly referred to as agreements and promissory notes.
4. Divorce: An action brought in order to dissolve a marriage.
5. Traffic Infraction Appeals: A Superior Court review of a District Court decision under Title 29.
6. Habeas Corpus: The demand of a party to be released from alleged illegal confinement. Pursuant to 15 M.R.S.A. §2129 effective July 1, 1980, petitions for post-conviction relief became criminal proceedings.
7. Other Appeals from District Court: A Superior Court review of an action decided in District Court, with the exception of traffic infractions.
8. Other: An action which is not included in any of the above categories (e.g., quiet title, legal separation, mechanic's lien, Rule 80B Appeals).

TYPE OF DISPOSITION:

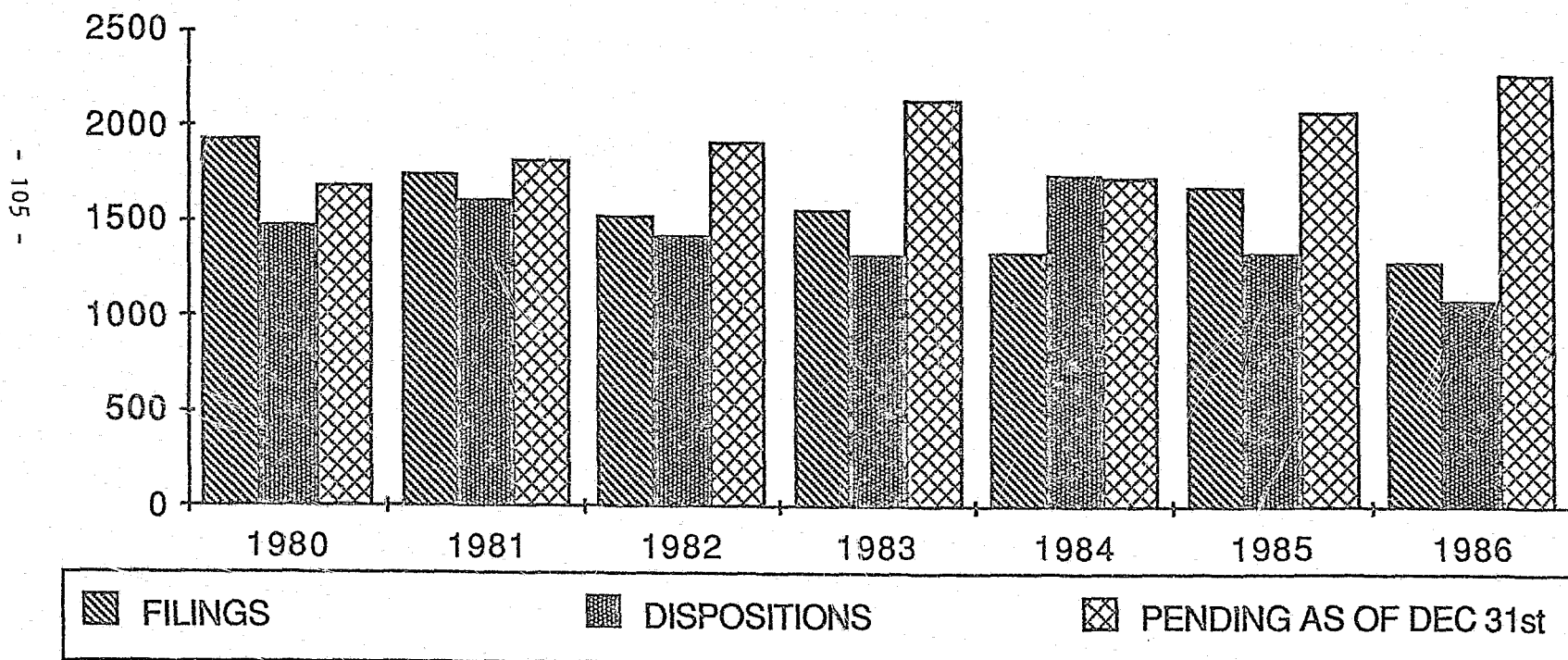
1. Default Judgment: The justice or clerk of court enters a judgment resulting from the failure of the defendant to take a necessary step under the civil rules.

2. Rule 41(a): A voluntary dismissal of the plaintiff or stipulation of all the parties.
3. Rule 41(b): A dismissal on court order for failure to take significant action in a case for two years.
4. Dismissal: A judicial determination of dismissal after a motion and hearing.
5. Summary Judgment: A judgment rendered on the basis of the pleadings.
6. Final Order: An order entered to dispose of an habitual offender, URESA, reference case or Proforma Decree.
7. Divorce Decree: A court decree issued to dissolve a marriage.
8. Appeal Sustained: A judicial decision reversing the judgment entered in the District Court.
9. Appeal Denied: A judicial decision upholding the judgment entered in the District Court.
10. Writ Denied: Denial of a Writ of Habeas Corpus.
11. Writ Granted: Granting of a Writ of Habeas Corpus.
12. Court Finding: A judgment entered by a justice in a court (non-jury) trial.
13. Jury Verdict: A disposition rendered by a jury.
14. Directed Verdict: A direction by the justice to the jury to make a specific finding.
15. Multiple Judgments: Cases consolidated for jury or non-jury trial.
16. Other: A disposition which is not included in any of the above categories (e.g., change of venue).

SUPERIOR COURT

URESА CASELOAD

SUPERIOR COURT URESА CASELOAD



SUPERIOR COURT -- URESA FILINGS SUMMARY*

TABLE SC-17

| COURT LOCATION | 1980 | 1981 | 1982 | 1983 | 1984 | 1985 | 1986 | % CHG. '80-'86 | % CHG. '85-'86 |
|-------------------|------|------|------|------|------|------|------|-------------------|-------------------|
| ANDROSCOGGIN | 117 | 122 | 124 | 89 | 118 | 134 | 125 | 6.8 | -6.7 |
| AROOSTOOK | 167 | 144 | 120 | 129 | 113 | 157 | 119 | -28.7 | -24.2 |
| CUMBERLAND | 330 | 283 | 259 | 273 | 222 | 237 | 208 | -37.0 | -12.2 |
| FRANKLIN | 42 | 41 | 47 | 30 | 29 | 37 | 45 | 7.1 | 21.6 |
| HANCOCK | 79 | 64 | 71 | 63 | 59 | 62 | 42 | -46.8 | -32.3 |
| KENNEBEC | 171 | 151 | 114 | 160 | 113 | 147 | 103 | -39.8 | -29.9 |
| KNOX | 51 | 58 | 48 | 58 | 46 | 63 | 22 | -56.9 | -65.1 |
| LINCOLN | 30 | 30 | 21 | 26 | 25 | 43 | 18 | -40.0 | -58.1 |
| OXFORD | 98 | 76 | 76 | 62 | 57 | 91 | 55 | -43.9 | -39.6 |
| PENOBSCOT | 243 | 243 | 204 | 203 | 167 | 213 | 158 | -35.0 | -25.8 |
| PISCATAQUIS | 36 | 33 | 31 | 29 | 32 | 30 | 11 | -69.4 | -63.3 |
| SAGadahoc | 62 | 55 | 40 | 56 | 36 | 39 | 38 | -38.7 | -2.6 |
| SOMERSET | 104 | 68 | 93 | 82 | 64 | 106 | 57 | -45.2 | -46.2 |
| WALDO | 59 | 51 | 36 | 51 | 45 | 43 | 45 | -23.7 | 4.7 |
| WASHINGTON | 70 | 75 | 59 | 74 | 62 | 73 | 60 | -14.3 | -17.8 |
| YORK | 285 | 255 | 195 | 180 | 162 | 212 | 190 | -33.3 | -10.4 |
| STATE TOTAL | 1944 | 1749 | 1538 | 1565 | 1350 | 1687 | 1296 | -33.3 | -23.2 |

*URESa: Uniform Reciprocal Enforcement of Support Act.

SUPERIOR COURT -- URESA DISPOSITIONS SUMMARY*

TABLE SC-18

| COURT LOCATION | 1980 | 1981 | 1982 | 1983 | 1984 | 1985 | 1986 | % CHG. '80-'86 | % CHG. '85-'86 |
|-------------------|------|------|------|------|------|------|------|-------------------|-------------------|
| ANDROSCOGGIN | 92 | 98 | 102 | 96 | 174 | 58 | 97 | 5.4 | 67.2 |
| AROOSTOOK | 204 | 137 | 127 | 120 | 114 | 149 | 146 | -28.4 | -2.0 |
| CUMBERLAND | 229 | 223 | 294 | 196 | 407 | 211 | 70 | -69.4 | -66.8 |
| FRANKLIN | 29 | 32 | 42 | 23 | 25 | 50 | 24 | -17.2 | -52.0 |
| HANCOCK | 54 | 72 | 38 | 85 | 65 | 33 | 34 | -37.0 | 3.0 |
| KENNEBEC | 94 | 258 | 91 | 109 | 113 | 118 | 85 | -9.6 | -28.0 |
| KNOX | 33 | 53 | 44 | 37 | 69 | 41 | 46 | 39.4 | 12.2 |
| LINCOLN | 30 | 19 | 19 | 26 | 24 | 28 | 25 | -16.7 | -10.7 |
| OXFORD | 91 | 68 | 63 | 48 | 58 | 85 | 39 | -57.1 | -54.1 |
| PENOBSCOT | 189 | 155 | 194 | 182 | 174 | 253 | 281 | 48.7 | 11.1 |
| PISCATAQUIS | 12 | 57 | 24 | 24 | 20 | 15 | 4 | -66.7 | -73.3 |
| SAGadahoc | 37 | 48 | 41 | 35 | 73 | 37 | 54 | 45.9 | 45.9 |
| SOMERSET | 94 | 74 | 78 | 81 | 77 | 60 | 36 | -61.7 | -40.0 |
| WALDO | 32 | 53 | 40 | 47 | 51 | 37 | 20 | -37.5 | -45.9 |
| WASHINGTON | 45 | 64 | 64 | 79 | 69 | 58 | 42 | -6.7 | -27.6 |
| YORK | 220 | 205 | 178 | 149 | 243 | 111 | 97 | -55.9 | -12.6 |
| STATE TOTAL | 1485 | 1616 | 1439 | 1337 | 1756 | 1344 | 1100 | -25.9 | -18.2 |

*URESa: Uniform Reciprocal Enforcement of Support Act.

SUPERIOR COURT -- URESA PENDING CASELOAD SUMMARY*

TABLE SC-19

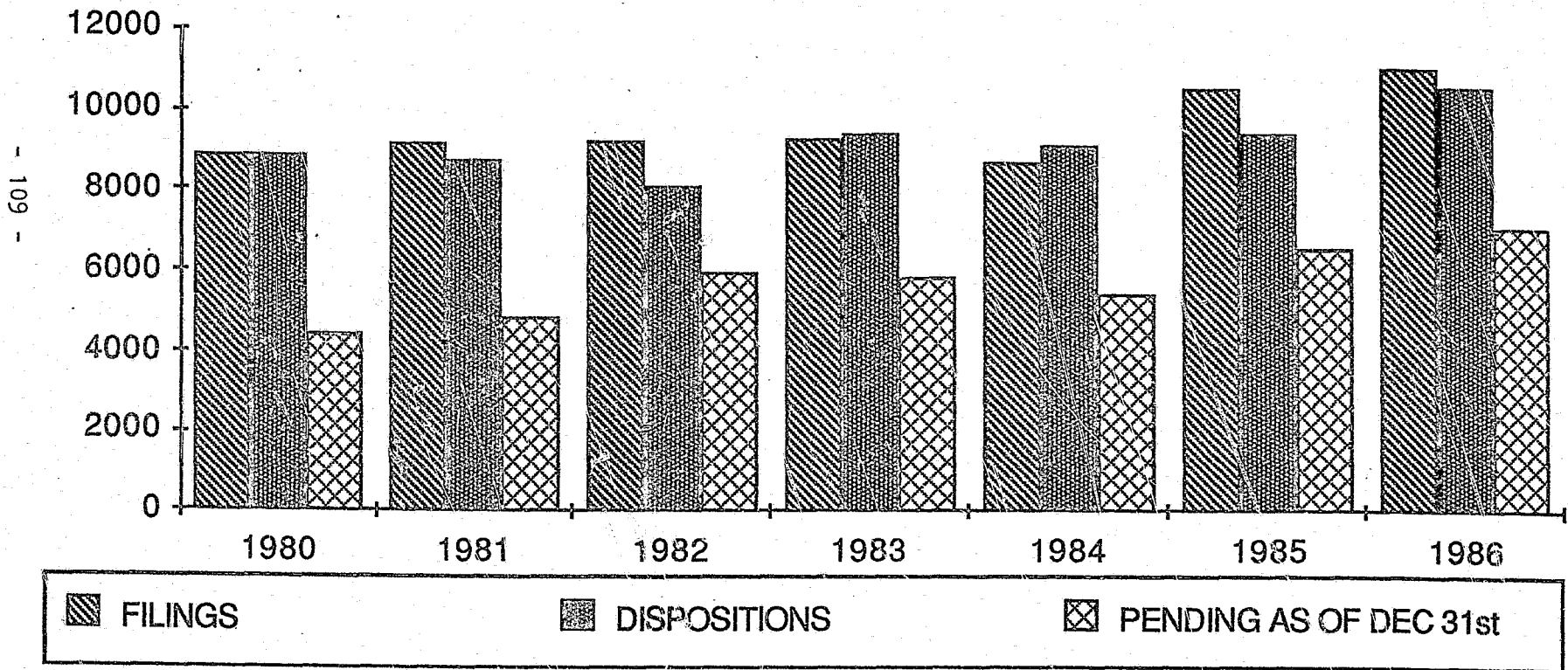
| COURT LOCATION | 1980 | 1981 | 1982 | 1983 | 1984 | 1985 | 1986 | % CHG. '80-'86 | % CHG. '85-'86 |
|-------------------|------|------|------|------|------|------|------|-------------------|-------------------|
| ANDROSCOGGIN | 105 | 129 | 151 | 144 | 88 | 164 | 192 | 82.9 | 17.1 |
| AROOSTOOK | 23 | 30 | 23 | 32 | 31 | 39 | 12 | -47.8 | -69.2 |
| CUMBERLAND | 358 | 418 | 383 | 460 | 275 | 301 | 439 | 22.6 | 45.8 |
| FRANKLIN | 27 | 36 | 41 | 48 | 52 | 39 | 60 | 122.2 | 53.8 |
| HANCOCK | 65 | 57 | 90 | 68 | 62 | 91 | 99 | 52.3 | 8.8 |
| KENNEBEC | 276 | 169 | 192 | 243 | 243 | 272 | 290 | 5.1 | 6.6 |
| KNOX | 52 | 57 | 61 | 82 | 59 | 81 | 57 | 9.6 | -29.6 |
| LINCOLN | 23 | 34 | 36 | 36 | 37 | 52 | 45 | 95.7 | -13.5 |
| OXFORD | 63 | 71 | 84 | 98 | 97 | 103 | 119 | 88.9 | 15.5 |
| PENOBSCOT | 266 | 354 | 364 | 385 | 378 | 338 | 215 | -19.2 | -36.4 |
| PISCATAQUIS | 43 | 19 | 26 | 31 | 43 | 58 | 65 | 51.2 | 12.1 |
| SAGadahoc | 65 | 72 | 71 | 92 | 55 | 57 | 41 | -36.9 | -28.1 |
| SOMERSET | 48 | 42 | 57 | 58 | 45 | 91 | 112 | 133.3 | 23.1 |
| WALDO | 43 | 41 | 37 | 41 | 35 | 41 | 66 | 53.5 | 61.0 |
| WASHINGTON | 60 | 71 | 66 | 61 | 54 | 69 | 87 | 45.0 | 26.1 |
| YORK | 174 | 224 | 241 | 272 | 191 | 292 | 385 | 121.3 | 31.8 |
| STATE TOTAL | 1691 | 1824 | 1923 | 2151 | 1745 | 2088 | 2284 | 35.1 | 9.4 |

*URESAs: Uniform Reciprocal Enforcement of Support Act.
Cases pending as of December 31st.

SUPERIOR COURT

CRIMINAL CASELOAD

SUPERIOR COURT CRIMINAL CASELOAD



SUPERIOR COURT -- CRIMINAL FILINGS SUMMARY*

TABLE SC-21

| COURT LOCATION | 1980 | 1981 | 1982 | 1983 | 1984 | 1985 | 1986 | % CHG. '80-'86 | % CHG. '85-'86 |
|-------------------|-------|-------|-------|-------|-------|--------|--------|-------------------|-------------------|
| ANDROSCOGGIN | 553 | 444 | 690 | 667 | 701 | 788 | 778 | 40.7 | -1.3 |
| AROOSTOOK | 673 | 784 | 649 | 585 | 408 | 427 | 368 | -45.3 | -13.8 |
| CUMBERLAND | 1,649 | 1,947 | 1,783 | 1,873 | 1,748 | 2,235 | 2,288 | 38.8 | 2.4 |
| FRANKLIN | 438 | 430 | 423 | 414 | 422 | 526 | 484 | 10.5 | -8.0 |
| HANCOCK | 200 | 212 | 244 | 230 | 242 | 238 | 222 | 11.0 | -6.7 |
| KENNEBEC | 709 | 697 | 966 | 841 | 778 | 888 | 783 | 10.4 | -11.8 |
| KNOX | 380 | 365 | 382 | 438 | 587 | 649 | 578 | 52.1 | -10.9 |
| LINCOLN | 228 | 284 | 272 | 354 | 311 | 355 | 615 | 169.7 | 73.2 |
| OXFORD | 326 | 311 | 439 | 341 | 266 | 472 | 423 | 29.8 | -10.4 |
| PENOBSCOT | 850 | 695 | 758 | 788 | 712 | 855 | 950 | 11.8 | 11.1 |
| PISCATAQUIS | 135 | 113 | 152 | 133 | 110 | 127 | 143 | 5.9 | 12.6 |
| SAGadahoc | 304 | 251 | 254 | 295 | 296 | 390 | 400 | 31.6 | 2.6 |
| SOMERSET | 975 | 1,017 | 767 | 815 | 804 | 829 | 878 | -9.9 | 5.9 |
| WALDO | 137 | 219 | 235 | 268 | 245 | 247 | 321 | 134.3 | 30.0 |
| WASHINGTON | 183 | 232 | 190 | 321 | 281 | 288 | 272 | 48.6 | -3.9 |
| YORK | 1,126 | 1,186 | 1,072 | 940 | 817 | 1,257 | 1,591 | 41.3 | 26.6 |
| STATE TOTAL | 8,866 | 9,187 | 9,276 | 9,303 | 8,728 | 10,566 | 11,094 | 25.1 | 5.0 |

*-Includes cases filed and refiled.

-Cases counted by docket number.

SUPERIOR COURT -- CRIMINAL DISPOSITIONS SUMMARY*

TABLE SC-22

| COURT LOCATION | 1980 | 1981 | 1982 | 1983 | 1984 | 1985 | 1986 | % CHG. '80-'86 | % CHG. '85-'86 |
|-------------------|-------|-------|-------|-------|-------|-------|--------|-------------------|-------------------|
| ANDROSCOGGIN | 439 | 481 | 562 | 694 | 678 | 727 | 753 | 71.5 | 3.6 |
| AROOSTOOK | 863 | 814 | 674 | 655 | 488 | 404 | 372 | -43.9 | -7.9 |
| CUMBERLAND | 1,721 | 1,654 | 1,586 | 1,973 | 1,805 | 1,902 | 2,189 | 27.2 | 15.1 |
| FRANKLIN | 408 | 423 | 375 | 444 | 374 | 510 | 560 | 37.3 | 9.8 |
| HANCOCK | 203 | 200 | 182 | 270 | 178 | 278 | 278 | 36.9 | 0.0 |
| KENNEBEC | 748 | 696 | 808 | 946 | 836 | 796 | 774 | 3.5 | -2.8 |
| KNOX | 351 | 386 | 331 | 384 | 512 | 592 | 572 | 63.0 | -3.4 |
| LINCOLN | 217 | 266 | 187 | 237 | 339 | 377 | 578 | 166.4 | 53.3 |
| OXFORD | 300 | 301 | 321 | 326 | 326 | 407 | 510 | 70.0 | 25.3 |
| PENOBSCOT | 867 | 739 | 767 | 758 | 838 | 717 | 919 | 6.0 | 28.2 |
| PISCATAQUIS | 85 | 141 | 147 | 113 | 94 | 175 | 131 | 54.1 | -25.1 |
| SAGadahoc | 242 | 267 | 203 | 193 | 366 | 349 | 434 | 79.3 | 24.4 |
| SOMERSET | 1,032 | 972 | 709 | 862 | 744 | 762 | 715 | -30.7 | -6.2 |
| WALDO | 192 | 205 | 186 | 215 | 309 | 194 | 333 | 73.4 | 71.6 |
| WASHINGTON | 250 | 197 | 147 | 309 | 265 | 281 | 205 | -18.0 | -27.0 |
| YORK | 1,167 | 1,052 | 964 | 1,048 | 958 | 960 | 1,263 | 8.2 | 31.6 |
| STATE TOTAL | 8,885 | 8,794 | 8,149 | 9,427 | 9,110 | 9,431 | 10,586 | 19.1 | 12.2 |

*-Includes the disposition of cases filed and refiled.

-Cases counted by docket number.

SUPERIOR COURT -- CRIMINAL PENDING CASELOAD SUMMARY*

TABLE SC-23

| COURT LOCATION | 1980 | 1981 | 1982 | 1983 | 1984 | 1985 | 1986 | % CHG. '80-'86 | % CHG. '85-'86 |
|-------------------|------|------|------|------|------|------|------|-------------------|-------------------|
| ANDROSCOGGIN | 409 | 372 | 500 | 473 | 496 | 557 | 582 | 42.3 | 4.5 |
| AROOSTOOK | 441 | 411 | 386 | 316 | 236 | 259 | 255 | -42.2 | -1.5 |
| CUMBERLAND | 713 | 1006 | 1203 | 1103 | 1046 | 1379 | 1478 | 107.3 | 7.2 |
| FRANKLIN | 165 | 172 | 220 | 190 | 238 | 254 | 178 | 7.9 | -29.9 |
| HANCOCK | 134 | 146 | 208 | 168 | 232 | 192 | 136 | 1.5 | -29.2 |
| KENNEBEC | 419 | 420 | 578 | 473 | 415 | 507 | 516 | 23.2 | 1.8 |
| KNOX | 191 | 170 | 221 | 275 | 350 | 407 | 413 | 116.2 | 1.5 |
| LINCOLN | 82 | 100 | 185 | 302 | 274 | 252 | 289 | 252.4 | 14.7 |
| OXFORD | 192 | 202 | 320 | 335 | 275 | 340 | 253 | 31.8 | -25.6 |
| PENOBSCOT | 431 | 387 | 378 | 408 | 282 | 420 | 451 | 4.6 | 7.4 |
| PISCATAQUIS | 122 | 94 | 99 | 119 | 135 | 87 | 99 | -18.9 | 13.8 |
| SAGadahoc | 122 | 106 | 157 | 259 | 189 | 230 | 196 | 60.7 | -14.8 |
| SOMERSET | 292 | 337 | 395 | 348 | 408 | 475 | 638 | 118.5 | 34.3 |
| WALDO | 113 | 127 | 176 | 229 | 165 | 218 | 206 | 82.3 | -5.5 |
| WASHINGTON | 119 | 154 | 197 | 209 | 225 | 227 | 294 | 147.1 | 29.5 |
| YORK | 504 | 638 | 746 | 638 | 497 | 794 | 1122 | 122.6 | 41.3 |
| STATE TOTAL | 4449 | 4842 | 5969 | 5845 | 5463 | 6598 | 7106 | 59.7 | 7.7 |

*-Includes cases filed and refiled.

-Cases counted by docket number.

-Cases pending as of December 31st.

SUPERIOR COURT -- CRIMINAL FILINGS AND DISPOSITIONS BY TYPE OF CASE*

TABLE SC-24

| STATE TOTAL | FILINGS | | | | | | | DISPOSITIONS | | | | | | |
|--------------------|---------|-------|-------|-------|-------|--------|--------|--------------|-------|-------|-------|-------|-------|--------|
| | 1980 | 1981 | 1982 | 1983 | 1984 | 1985 | 1986 | 1980 | 1981 | 1982 | 1983 | 1984 | 1985 | 1986 |
| BAIL REVIEW | 234 | 210 | 222 | 159 | 200 | 273 | 298 | 233 | 216 | 223 | 156 | 199 | 262 | 289 |
| TRANSFER | 3,976 | 4,054 | 4,653 | 4,671 | 4,274 | 5,298 | 5,621 | 4,121 | 3,888 | 3,802 | 4,759 | 4,592 | 4,755 | 5,378 |
| APPEAL | 778 | 732 | 259 | 161 | 127 | 159 | 166 | 888 | 734 | 441 | 219 | 192 | 141 | 169 |
| BOUND OVER | 428 | 544 | 464 | 432 | 253 | 357 | 325 | 362 | 471 | 476 | 475 | 326 | 339 | 312 |
| INDICTMENT | 2,255 | 2,352 | 2,681 | 2,725 | 2,697 | 3,055 | 2,972 | 2,197 | 2,260 | 2,246 | 2,716 | 2,716 | 2,725 | 2,821 |
| INFORMATION | 804 | 860 | 641 | 704 | 668 | 683 | 794 | 803 | 861 | 619 | 710 | 650 | 674 | 773 |
| JUVENILE APPEAL | 61 | 29 | 23 | 8 | 18 | 10 | 9 | 44 | 46 | 34 | 10 | 14 | 16 | 8 |
| OTHER | 93 | 177 | 140 | 128 | 142 | 227 | 365 | 66 | 124 | 152 | 137 | 143 | 138 | 363 |
| REFIL-PROB. REVOC. | 156 | 190 | 173 | 278 | 322 | 461 | 511 | 112 | 139 | 131 | 200 | 258 | 350 | 431 |
| REFILING-NEW TRIAL | 81 | 39 | 20 | 37 | 27 | 43 | 33 | 59 | 55 | 25 | 45 | 20 | 31 | 42 |
| TOTAL | 8,866 | 9,187 | 9,276 | 9,303 | 8,728 | 10,566 | 11,094 | 8,885 | 8,794 | 8,149 | 9,427 | 9,110 | 9,431 | 10,586 |

*-Includes cases filed and refiled.

-Cases counted by docket number.

-Types of cases are described on Page 150 of this report.

-Boundovers from the District Court create a difficult situation with regard to the counting of cases for statistical purposes. When a boundover is filed in the Superior Court, it remains a "boundover" type of case even if an indictment results. In 1986, there were actually an additional 117 indictment case dispositions to the 10,586 recorded above. (Refer to Table SC-25 for detail by each court). When a boundover results in an information being filed, the boundover is dismissed and a new docket number is assigned for the information. Under such circumstances, the case is actually being counted twice but it is not believed that this creates a serious statistical problem.

SUPERIOR COURT -- CRIMINAL FILINGS AND DISPOSITIONS BY TYPE OF CASE*

TABLE SC-24
(con't.)

| | FILINGS | | | | | | | DISPOSITIONS | | | | | | |
|---------------------|-------------|-------------|-------------|-------------|-------------|-------------|-------------|--------------|-------------|-------------|-------------|-------------|-------------|-------------|
| | 1980 | 1981 | 1982 | 1983 | 1984 | 1985 | 1986 | 1980 | 1981 | 1982 | 1983 | 1984 | 1985 | 1986 |
| ANDROSCOGGIN | | | | | | | | | | | | | | |
| BAIL REVIEW | 8 | 9 | 9 | 4 | 9 | 18 | 3 | 8 | 9 | 9 | 4 | 9 | 18 | 3 |
| TRANSFER | 170 | 135 | 291 | 278 | 266 | 230 | 254 | 107 | 170 | 191 | 299 | 310 | 217 | 245 |
| APPEAL | 39 | 27 | 24 | 8 | 8 | 11 | 18 | 28 | 31 | 39 | 11 | 7 | 14 | 15 |
| BOUND OVER | 39 | 20 | 7 | 9 | 5 | 8 | 4 | 28 | 22 | 24 | 10 | 6 | 5 | 7 |
| INDICTMENT | 225 | 181 | 287 | 275 | 305 | 382 | 336 | 210 | 183 | 222 | 284 | 258 | 348 | 327 |
| INFORMATION | 20 | 42 | 43 | 61 | 44 | 59 | 61 | 21 | 42 | 43 | 61 | 43 | 59 | 59 |
| JUVENILE APPEAL | 12 | 3 | 1 | 0 | 1 | 0 | 0 | 9 | 4 | 4 | 0 | 0 | 1 | 0 |
| OTHER | 9 | 10 | 9 | 3 | 6 | 15 | 15 | 8 | 9 | 12 | 3 | 6 | 9 | 17 |
| REFIL-PROB.REVOC. | 25 | 12 | 19 | 27 | 56 | 62 | 85 | 15 | 11 | 14 | 18 | 39 | 53 | 78 |
| REFILING-NEW TRIAL | 6 | 5 | 0 | 2 | 1 | 3 | 2 | 5 | 0 | 4 | 4 | 0 | 3 | 2 |
| TOTAL | 553 | 444 | 690 | 667 | 701 | 788 | 778 | 439 | 481 | 562 | 694 | 678 | 727 | 753 |
| AROOSTOOK | 1980 | 1981 | 1982 | 1983 | 1984 | 1985 | 1986 | 1980 | 1981 | 1982 | 1983 | 1984 | 1985 | 1986 |
| BAIL REVIEW | 19 | 44 | 32 | 20 | 17 | 25 | 19 | 20 | 44 | 32 | 19 | 18 | 23 | 17 |
| TRANSFER | 373 | 390 | 340 | 334 | 162 | 187 | 136 | 372 | 415 | 358 | 383 | 222 | 171 | 140 |
| APPEAL | 79 | 77 | 21 | 20 | 5 | 8 | 8 | 69 | 103 | 28 | 25 | 12 | 6 | 14 |
| BOUND OVER | 72 | 87 | 66 | 52 | 22 | 20 | 30 | 64 | 77 | 80 | 69 | 32 | 22 | 26 |
| INDICTMENT | 80 | 114 | 138 | 109 | 155 | 145 | 138 | 99 | 99 | 125 | 113 | 152 | 145 | 138 |
| INFORMATION | 36 | 53 | 35 | 26 | 20 | 18 | 18 | 34 | 56 | 35 | 26 | 20 | 18 | 19 |
| JUVENILE APPEAL | 1 | 2 | 0 | 0 | 0 | 0 | 0 | 2 | 2 | 0 | 1 | 0 | 1 | 0 |
| OTHER | 0 | 9 | 3 | 6 | 9 | 7 | 0 | 0 | 3 | 4 | 4 | 11 | 5 | 3 |
| REFIL-PROB.REVOC. | 7 | 4 | 14 | 17 | 18 | 17 | 17 | 3 | 7 | 10 | 14 | 21 | 13 | 15 |
| REFILING-NEW TRIAL | 6 | 4 | 0 | 1 | 0 | 0 | 2 | 0 | 8 | 2 | 1 | 0 | 0 | 0 |
| TOTAL | 673 | 784 | 649 | 585 | 408 | 427 | 368 | 663 | 814 | 674 | 655 | 488 | 404 | 372 |

*-See notes, bottom of Page 113.

SUPERIOR COURT -- CRIMINAL FILINGS AND DISPOSITIONS BY TYPE OF CASE*

TABLE SC-24
(con't.)

| | FILINGS | | | | | | | DISPOSITIONS | | | | | | |
|--------------------|--------------|--------------|--------------|--------------|--------------|--------------|--------------|--------------|--------------|--------------|--------------|--------------|--------------|-------------|
| CUMBERLAND | 1980 | 1981 | 1982 | 1983 | 1984 | 1985 | 1986 | 1980 | 1981 | 1982 | 1983 | 1984 | 1985 | 1986 |
| BAIL REVIEW | 94 | 72 | 53 | 23 | 69 | 83 | 107 | 91 | 75 | 54 | 21 | 68 | 77 | 98 |
| TRANSFER | 546 | 708 | 814 | 881 | 749 | 1,004 | 958 | 637 | 536 | 620 | 1,003 | 805 | 884 | 979 |
| APPEAL | 127 | 120 | 20 | 22 | 18 | 15 | 13 | 184 | 97 | 63 | 23 | 30 | 19 | 17 |
| BOUND OVER | 16 | 10 | 4 | 8 | 1 | 5 | 6 | 13 | 16 | 3 | 7 | 1 | 8 | 4 |
| INDICTMENT | 572 | 686 | 649 | 642 | 678 | 812 | 816 | 519 | 617 | 606 | 646 | 695 | 661 | 743 |
| INFORMATION | 203 | 231 | 174 | 183 | 135 | 146 | 206 | 206 | 230 | 172 | 184 | 134 | 140 | 205 |
| JUVENILE APPEAL | 5 | 4 | 3 | 0 | 2 | 0 | 0 | 7 | 0 | 7 | 0 | 2 | 0 | 0 |
| OTHER | 29 | 58 | 44 | 41 | 34 | 43 | 30 | 21 | 43 | 45 | 43 | 35 | 34 | 33 |
| REFIL-PROB.REVOC. | 54 | 57 | 20 | 73 | 61 | 124 | 150 | 40 | 39 | 16 | 44 | 35 | 77 | 108 |
| REFILING-NEW TRIAL | 3 | 1 | 2 | 0 | 1 | 3 | 2 | 3 | 1 | 0 | 2 | 0 | 2 | 2 |
| TOTAL | 1,649 | 1,947 | 1,783 | 1,873 | 1,748 | 2,235 | 2,288 | 1,721 | 1,654 | 1,586 | 1,973 | 1,805 | 1,902 | 2189 |
| FRANKLIN | 1980 | 1981 | 1982 | 1983 | 1984 | 1985 | 1986 | 1980 | 1981 | 1982 | 1983 | 1984 | 1985 | 1986 |
| BAIL REVIEW | 1 | 1 | 7 | 17 | 6 | 11 | 11 | 1 | 1 | 7 | 17 | 6 | 8 | 14 |
| TRANSFER | 249 | 271 | 297 | 264 | 309 | 381 | 334 | 248 | 249 | 230 | 302 | 270 | 362 | 402 |
| APPEAL | 28 | 26 | 11 | 3 | 3 | 4 | 3 | 26 | 29 | 15 | 6 | 5 | 5 | 1 |
| BOUND OVER | 12 | 18 | 29 | 29 | 6 | 24 | 13 | 13 | 14 | 28 | 30 | 10 | 15 | 22 |
| INDICTMENT | 55 | 57 | 41 | 57 | 59 | 53 | 77 | 48 | 54 | 56 | 45 | 51 | 67 | 73 |
| INFORMATION | 44 | 54 | 36 | 39 | 26 | 41 | 30 | 44 | 54 | 36 | 39 | 25 | 41 | 29 |
| JUVENILE APPEAL | 2 | 0 | 1 | 2 | 0 | 2 | 0 | 3 | 0 | 1 | 0 | 2 | 0 | 2 |
| OTHER | 4 | 0 | 1 | 1 | 8 | 7 | 9 | 1 | 2 | 0 | 3 | 2 | 8 | 11 |
| REFIL-PROB.REVOC. | 0 | 0 | 0 | 0 | 3 | 0 | 2 | 0 | 0 | 0 | 0 | 3 | 0 | 2 |
| REFILING-NEW TRIAL | 43 | 3 | 0 | 2 | 2 | 3 | 5 | 24 | 20 | 2 | 2 | 0 | 4 | 4 |
| TOTAL | 438 | 430 | 423 | 414 | 422 | 526 | 484 | 408 | 423 | 375 | 444 | 374 | 510 | 560 |

*-See notes, bottom of Page 113.

SUPERIOR COURT -- CRIMINAL FILINGS AND DISPOSITIONS BY TYPE OF CASE*

TABLE SC-24
(con't.)

| | FILINGS | | | | | | | DISPOSITIONS | | | | | | |
|--------------------|---------|------|------|------|------|------|------|--------------|------|------|------|------|------|------|
| HANCOCK | 1980 | 1981 | 1982 | 1983 | 1984 | 1985 | 1986 | 1980 | 1981 | 1982 | 1983 | 1984 | 1985 | 1986 |
| BAIL REVIEW | 1 | 0 | 1 | 1 | 3 | 0 | 3 | 1 | 0 | 1 | 1 | 1 | 0 | 3 |
| TRANSFER | 73 | 61 | 124 | 115 | 82 | 71 | 78 | 74 | 68 | 71 | 135 | 77 | 97 | 95 |
| APPEAL | 32 | 27 | 11 | 4 | 3 | 1 | 7 | 35 | 26 | 14 | 10 | 4 | 2 | 5 |
| BOUND OVER | 6 | 12 | 13 | 3 | 5 | 0 | 7 | 11 | 10 | 10 | 5 | 3 | 5 | 5 |
| INDICTMENT | 71 | 75 | 79 | 89 | 118 | 125 | 81 | 68 | 76 | 62 | 97 | 67 | 129 | 124 |
| INFORMATION | 11 | 18 | 11 | 14 | 10 | 24 | 36 | 11 | 16 | 12 | 15 | 9 | 25 | 33 |
| JUVENILE APPEAL | 2 | 4 | 0 | 0 | 0 | 0 | 0 | 2 | 1 | 3 | 0 | 0 | 0 | 0 |
| OTHER | 1 | 6 | 3 | 3 | 7 | 6 | 6 | 0 | 1 | 6 | 4 | 7 | 2 | 5 |
| REFIL-PROB.REVOC. | 1 | 5 | 1 | 0 | 12 | 9 | 2 | 0 | 0 | 0 | 2 | 7 | 17 | 5 |
| REFILING-NEW TRIAL | 2 | 4 | 1 | 1 | 2 | 2 | 2 | 1 | 2 | 3 | 1 | 3 | 1 | 3 |
| | 200 | 212 | 244 | 230 | 242 | 238 | 222 | 203 | 200 | 182 | 270 | 178 | 278 | 278 |
| KENNEBEC | 1980 | 1981 | 1982 | 1983 | 1984 | 1985 | 1986 | 1980 | 1981 | 1982 | 1983 | 1984 | 1985 | 1986 |
| BAIL REVIEW | 28 | 25 | 35 | 28 | 26 | 40 | 43 | 28 | 27 | 35 | 29 | 26 | 40 | 43 |
| TRANSFER | 302 | 282 | 511 | 452 | 394 | 448 | 394 | 335 | 267 | 415 | 446 | 460 | 407 | 378 |
| APPEAL | 58 | 67 | 23 | 13 | 13 | 17 | 7 | 62 | 69 | 39 | 29 | 13 | 18 | 8 |
| BOUND OVER | 15 | 13 | 8 | 12 | 2 | 4 | 18 | 13 | 9 | 14 | 14 | 2 | 8 | 18 |
| INDICTMENT | 216 | 196 | 286 | 214 | 209 | 224 | 208 | 232 | 205 | 212 | 314 | 209 | 199 | 205 |
| INFORMATION | 39 | 56 | 49 | 61 | 77 | 63 | 49 | 38 | 56 | 46 | 62 | 77 | 61 | 50 |
| JUVENILE APPEAL | 11 | 3 | 2 | 1 | 3 | 3 | 1 | 5 | 15 | 3 | 1 | 3 | 3 | 0 |
| OTHER | 3 | 8 | 10 | 14 | 9 | 22 | 6 | 2 | 10 | 5 | 19 | 7 | 11 | 13 |
| REFIL-PROB.REVOC. | 36 | 44 | 40 | 45 | 42 | 66 | 54 | 30 | 36 | 37 | 31 | 36 | 48 | 57 |
| REFILING-NEW TRIAL | 1 | 3 | 2 | 1 | 3 | 1 | 3 | 3 | 2 | 2 | 1 | 3 | 1 | 2 |
| TOTAL | 709 | 697 | 966 | 841 | 778 | 888 | 783 | 748 | 696 | 808 | 946 | 836 | 796 | 774 |

*-See notes, bottom of Page 113.

SUPERIOR COURT -- CRIMINAL FILINGS AND DISPOSITIONS BY TYPE OF CASE*

TABLE SC-24
(con't.)

| KNOX | FILINGS | | | | | | | DISPOSITIONS | | | | | | |
|--------------------|---------|------|------|------|------|------|------|--------------|------|------|------|------|------|------|
| | 1980 | 1981 | 1982 | 1983 | 1984 | 1985 | 1986 | 1980 | 1981 | 1982 | 1983 | 1984 | 1985 | 1986 |
| BAIL REVIEW | 15 | 6 | 3 | 5 | 4 | 8 | 0 | 15 | 6 | 3 | 5 | 4 | 8 | 0 |
| TRANSFER | 181 | 177 | 231 | 268 | 411 | 467 | 400 | 158 | 202 | 180 | 225 | 346 | 421 | 393 |
| APPEAL | 53 | 30 | 15 | 4 | 7 | 5 | 7 | 56 | 32 | 20 | 10 | 7 | 6 | 6 |
| BOUND OVER | 34 | 35 | 26 | 51 | 28 | 23 | 19 | 22 | 30 | 25 | 50 | 22 | 26 | 21 |
| INDICTMENT | 64 | 69 | 68 | 79 | 85 | 100 | 84 | 72 | 72 | 64 | 70 | 73 | 87 | 89 |
| INFORMATION | 17 | 32 | 24 | 13 | 27 | 25 | 40 | 17 | 31 | 23 | 15 | 26 | 23 | 41 |
| JUVENILE APPEAL | 3 | 0 | 0 | 0 | 1 | 0 | 0 | 1 | 2 | 0 | 0 | 0 | 1 | 0 |
| OTHER | 4 | 7 | 9 | 11 | 14 | 13 | 12 | 2 | 4 | 8 | 6 | 20 | 10 | 14 |
| REFIL-PROB.REVOC. | 8 | 6 | 5 | 7 | 8 | 8 | 14 | 7 | 4 | 7 | 2 | 13 | 9 | 6 |
| REFILING-NEW TRIAL | 1 | 3 | 1 | 0 | 2 | 0 | 2 | 1 | 3 | 1 | 1 | 1 | 1 | 2 |
| TOTAL | 380 | 365 | 382 | 438 | 587 | 649 | 578 | 351 | 386 | 331 | 384 | 512 | 592 | 572 |
| LINCOLN | 1980 | 1981 | 1982 | 1983 | 1984 | 1985 | 1986 | 1980 | 1981 | 1982 | 1983 | 1984 | 1985 | 1986 |
| | 1980 | 1981 | 1982 | 1983 | 1984 | 1985 | 1986 | 1980 | 1981 | 1982 | 1983 | 1984 | 1985 | 1986 |
| BAIL REVIEW | 0 | 1 | 2 | 1 | 2 | 7 | 5 | 0 | 1 | 2 | 1 | 2 | 7 | 5 |
| TRANSFER | 148 | 163 | 184 | 217 | 220 | 232 | 293 | 138 | 153 | 103 | 149 | 228 | 256 | 280 |
| APPEAL | 16 | 39 | 9 | 4 | 1 | 4 | 2 | 20 | 33 | 18 | 5 | 2 | 2 | 2 |
| BOUND OVER | 10 | 22 | 13 | 35 | 22 | 16 | 9 | 7 | 18 | 12 | 19 | 31 | 23 | 17 |
| INDICTMENT | 37 | 29 | 48 | 62 | 50 | 75 | 46 | 32 | 31 | 35 | 30 | 60 | 72 | 54 |
| INFORMATION | 12 | 24 | 10 | 31 | 13 | 15 | 31 | 12 | 24 | 10 | 29 | 14 | 15 | 30 |
| JUVENILE APPEAL | 1 | 0 | 0 | 0 | 0 | 2 | 0 | 2 | 0 | 0 | 0 | 0 | 1 | 0 |
| OTHER | 3 | 4 | 2 | 2 | 3 | 1 | 218 | 5 | 3 | 3 | 2 | 2 | 0 | 183 |
| REFIL-PROB.REVOC. | 0 | 0 | 2 | 1 | 0 | 3 | 11 | 0 | 0 | 2 | 1 | 0 | 1 | 7 |
| REFILING-NEW TRIAL | 1 | 2 | 2 | 1 | 0 | 0 | 0 | 1 | 3 | 2 | 1 | 0 | 0 | 0 |
| TOTAL | 228 | 284 | 272 | 354 | 311 | 355 | 615 | 217 | 266 | 187 | 237 | 339 | 377 | 578 |

*-See notes, bottom of Page 113.

-Approximately 200 of Lincoln's 615 criminal filings in 1986 were change of venue cases from Sagadahoc.

SUPERIOR COURT -- CRIMINAL FILINGS AND DISPOSITIONS BY TYPE OF CASE*

TABLE SC-24
(con't.)

| | FILINGS | | | | | | | DISPOSITIONS | | | | | | |
|--------------------|-------------|-------------|-------------|-------------|-------------|-------------|-------------|--------------|-------------|-------------|-------------|-------------|-------------|-------------|
| | 1980 | 1981 | 1982 | 1983 | 1984 | 1985 | 1986 | 1980 | 1981 | 1982 | 1983 | 1984 | 1985 | 1986 |
| OXFORD | | | | | | | | | | | | | | |
| BAIL REVIEW | 5 | 5 | 11 | 7 | 10 | 12 | 9 | 5 | 5 | 11 | 7 | 10 | 12 | 9 |
| TRANSFER | 125 | 120 | 226 | 154 | 118 | 228 | 208 | 97 | 127 | 136 | 166 | 140 | 193 | 272 |
| APPEAL | 37 | 30 | 17 | 12 | 8 | 3 | 9 | 46 | 25 | 30 | 4 | 17 | 7 | 12 |
| BOUND OVER | 13 | 52 | 24 | 14 | 8 | 22 | 12 | 12 | 33 | 47 | 10 | 11 | 12 | 23 |
| INDICTMENT | 98 | 69 | 125 | 119 | 81 | 138 | 121 | 101 | 76 | 63 | 102 | 113 | 125 | 132 |
| INFORMATION | 36 | 22 | 19 | 16 | 22 | 27 | 30 | 36 | 22 | 20 | 15 | 22 | 28 | 27 |
| JUVENILE APPEAL | 5 | 0 | 4 | 0 | 0 | 0 | 0 | 0 | 5 | 4 | 0 | 0 | 0 | 0 |
| OTHER | 5 | 7 | 8 | 7 | 3 | 7 | 5 | 1 | 6 | 9 | 8 | 4 | 4 | 6 |
| REFIL-PROB.REVOC. | 0 | 5 | 4 | 10 | 15 | 32 | 29 | 0 | 1 | 0 | 12 | 8 | 23 | 29 |
| REFILING-NEW TRIAL | 2 | 1 | 1 | 2 | 1 | 3 | 0 | 2 | 1 | 1 | 2 | 1 | 3 | 0 |
| TOTAL | 326 | 311 | 439 | 341 | 266 | 472 | 423 | 300 | 301 | 321 | 326 | 326 | 407 | 510 |
| PENOBSCOT | 1980 | 1981 | 1982 | 1983 | 1984 | 1985 | 1986 | 1980 | 1981 | 1982 | 1983 | 1984 | 1985 | 1986 |
| BAIL REVIEW | 24 | 10 | 13 | 6 | 7 | 22 | 24 | 24 | 10 | 12 | 6 | 7 | 22 | 24 |
| TRANSFER | 307 | 183 | 266 | 265 | 228 | 336 | 399 | 364 | 235 | 284 | 223 | 271 | 258 | 418 |
| APPEAL | 128 | 94 | 17 | 25 | 12 | 21 | 29 | 129 | 110 | 48 | 29 | 16 | 11 | 27 |
| BOUND OVER | 26 | 29 | 11 | 11 | 4 | 40 | 15 | 21 | 30 | 19 | 12 | 5 | 27 | 23 |
| INDICTMENT | 302 | 305 | 338 | 373 | 347 | 291 | 340 | 276 | 296 | 322 | 374 | 421 | 285 | 295 |
| INFORMATION | 34 | 26 | 66 | 56 | 80 | 67 | 79 | 33 | 27 | 47 | 60 | 76 | 62 | 73 |
| JUVENILE APPEAL | 2 | 5 | 9 | 2 | 3 | 1 | 2 | 4 | 4 | 8 | 3 | 4 | 1 | 1 |
| OTHER | 9 | 29 | 16 | 11 | 12 | 23 | 15 | 6 | 18 | 17 | 15 | 11 | 9 | 19 |
| REFIL-PROB.REVOC. | 17 | 13 | 16 | 31 | 16 | 48 | 43 | 9 | 9 | 9 | 25 | 22 | 38 | 33 |
| REFILING-NEW TRIAL | 1 | 1 | 6 | 8 | 3 | 6 | 4 | 1 | 0 | 1 | 11 | 5 | 4 | 6 |
| TOTAL | 850 | 695 | 758 | 788 | 712 | 855 | 950 | 867 | 739 | 767 | 758 | 838 | 717 | 919 |

*-See notes, bottom of Page 113.

SUPERIOR COURT -- CRIMINAL FILINGS AND DISPOSITIONS BY TYPE OF CASE*

TABLE SC-24
(con't.)

| PISCATAQUIS | FILINGS | | | | | | | DISPOSITIONS | | | | | | |
|--------------------|---------|------|------|------|------|------|------|--------------|------|------|------|------|------|------|
| | 1980 | 1981 | 1982 | 1983 | 1984 | 1985 | 1986 | 1980 | 1981 | 1982 | 1983 | 1984 | 1985 | 1986 |
| BAIL REVIEW | 0 | 0 | 0 | 0 | 0 | 0 | 0 | 0 | 0 | 0 | 0 | 0 | 0 | 0 |
| TRANSFER | 50 | 46 | 68 | 72 | 50 | 80 | 78 | 27 | 56 | 67 | 51 | 45 | 107 | 71 |
| APPEAL | 14 | 13 | 7 | 1 | 2 | 4 | 5 | 9 | 22 | 10 | 4 | 1 | 6 | 5 |
| BOUND OVER | 16 | 17 | 26 | 16 | 14 | 11 | 26 | 11 | 15 | 19 | 16 | 12 | 22 | 18 |
| INDICTMENT | 48 | 19 | 39 | 34 | 32 | 22 | 23 | 32 | 35 | 35 | 32 | 24 | 33 | 26 |
| INFORMATION | 5 | 11 | 7 | 6 | 7 | 5 | 11 | 5 | 10 | 8 | 6 | 6 | 5 | 8 |
| JUVENILE APPEAL | 1 | 0 | 0 | 0 | 0 | 0 | 0 | 1 | 0 | 0 | 0 | 0 | 0 | 0 |
| OTHER | 0 | 1 | 0 | 2 | 0 | 1 | 0 | 0 | 0 | 1 | 1 | 1 | 0 | 1 |
| REFIL-PROB.REVOC. | 1 | 5 | 4 | 1 | 4 | 2 | 0 | 0 | 2 | 5 | 2 | 4 | 2 | 0 |
| REFILING-NEW TRIAL | 0 | 1 | 1 | 1 | 1 | 2 | 0 | 0 | 1 | 2 | 1 | 1 | 0 | 2 |
| TOTAL | 135 | 113 | 152 | 133 | 110 | 127 | 143 | 85 | 141 | 147 | 113 | 94 | 175 | 131 |
| SAGADAHOC | 1980 | 1981 | 1982 | 1983 | 1984 | 1985 | 1986 | 1980 | 1981 | 1982 | 1983 | 1984 | 1985 | 1986 |
| | 1980 | 1981 | 1982 | 1983 | 1984 | 1985 | 1986 | 1980 | 1981 | 1982 | 1983 | 1984 | 1985 | 1986 |
| BAIL REVIEW | 3 | 2 | 4 | 1 | 4 | 5 | 5 | 3 | 2 | 4 | 1 | 4 | 5 | 5 |
| TRANSFER | 161 | 116 | 166 | 196 | 177 | 245 | 268 | 118 | 118 | 136 | 113 | 229 | 229 | 275 |
| APPEAL | 41 | 40 | 8 | 8 | 8 | 13 | 3 | 40 | 44 | 13 | 7 | 11 | 8 | 6 |
| BOUND OVER | 24 | 26 | 36 | 25 | 32 | 31 | 21 | 11 | 35 | 18 | 26 | 39 | 34 | 27 |
| INDICTMENT | 49 | 37 | 32 | 48 | 48 | 84 | 84 | 42 | 40 | 23 | 30 | 57 | 60 | 102 |
| INFORMATION | 23 | 24 | 7 | 14 | 24 | 9 | 9 | 25 | 24 | 7 | 14 | 23 | 8 | 9 |
| JUVENILE APPEAL | 0 | 2 | 0 | 0 | 1 | 0 | 0 | 0 | 2 | 0 | 0 | 0 | 3 | 0 |
| OTHER | 1 | 3 | 1 | 1 | 1 | 2 | 4 | 2 | 0 | 2 | 1 | 1 | 2 | 4 |
| REFIL-PROB.REVOC. | 0 | 0 | 0 | 0 | 0 | 1 | 6 | 0 | 0 | 0 | 0 | 0 | 0 | 6 |
| REFILING-NEW TRIAL | 2 | 1 | 0 | 2 | 1 | 0 | 0 | 1 | 2 | 0 | 1 | 2 | 0 | 0 |
| TOTAL | 304 | 251 | 254 | 295 | 296 | 390 | 400 | 242 | 267 | 203 | 193 | 366 | 349 | 434 |

*-See notes, bottom of Page 113.

-Approximately 200 of Sagadahoc's 434 criminal dispositions in 1986 were disposed via venue change to Lincoln.

6 of

SUPERIOR COURT -- CRIMINAL FILINGS AND DISPOSITIONS BY TYPE OF CASE*

TABLE SC-24
(con't.)

| | FILINGS | | | | | | | DISPOSITIONS | | | | | | |
|--------------------|-------------|--------------|-------------|-------------|-------------|-------------|-------------|--------------|-------------|-------------|-------------|-------------|-------------|-------------|
| | 1980 | 1981 | 1982 | 1983 | 1984 | 1985 | 1986 | 1980 | 1981 | 1982 | 1983 | 1984 | 1985 | 1986 |
| SOMERSET | | | | | | | | | | | | | | |
| BAIL REVIEW | 26 | 23 | 43 | 38 | 35 | 22 | 32 | 27 | 24 | 44 | 37 | 36 | 22 | 32 |
| TRANSFER | 650 | 746 | 513 | 485 | 527 | 538 | 644 | 725 | 697 | 473 | 541 | 477 | 522 | 473 |
| APPEAL | 18 | 15 | 12 | 7 | 16 | 16 | 11 | 17 | 12 | 17 | 7 | 18 | 4 | 19 |
| BOUND OVER | 16 | 32 | 35 | 40 | 33 | 30 | 21 | 22 | 25 | 27 | 45 | 31 | 33 | 18 |
| INDICTMENT | 132 | 87 | 96 | 137 | 95 | 117 | 89 | 114 | 103 | 81 | 131 | 91 | 94 | 90 |
| INFORMATION | 115 | 80 | 41 | 70 | 63 | 63 | 34 | 114 | 81 | 41 | 70 | 61 | 63 | 35 |
| JUVENILE APPEAL | 5 | 4 | 2 | 1 | 2 | 1 | 3 | 5 | 2 | 2 | 3 | 1 | 2 | 1 |
| OTHER | 9 | 10 | 7 | 3 | 7 | 22 | 8 | 3 | 11 | 12 | 3 | 6 | 5 | 18 |
| REFIL-PROB.REVOC. | 3 | 15 | 18 | 28 | 26 | 18 | 36 | 2 | 11 | 12 | 19 | 23 | 16 | 28 |
| REFILING-NEW TRIAL | 1 | 5 | 0 | 6 | 0 | 2 | 0 | 3 | 6 | 0 | 6 | 0 | 1 | 1 |
| TOTAL | 975 | 1,017 | 767 | 815 | 804 | 829 | 878 | 1,032 | 972 | 709 | 862 | 744 | 762 | 715 |
| WALDO | 1980 | 1981 | 1982 | 1983 | 1984 | 1985 | 1986 | 1980 | 1981 | 1982 | 1983 | 1984 | 1985 | 1986 |
| BAIL REVIEW | 1 | 0 | 0 | 0 | 0 | 3 | 5 | 1 | 0 | 0 | 0 | 0 | 3 | 5 |
| TRANSFER | 35 | 73 | 144 | 131 | 128 | 147 | 185 | 49 | 70 | 87 | 109 | 187 | 92 | 190 |
| APPEAL | 5 | 8 | 12 | 7 | 2 | 0 | 3 | 8 | 11 | 9 | 5 | 12 | 0 | 3 |
| BOUND OVER | 13 | 30 | 26 | 11 | 6 | 10 | 5 | 22 | 20 | 25 | 16 | 10 | 8 | 9 |
| INDICTMENT | 50 | 78 | 40 | 97 | 78 | 55 | 83 | 87 | 67 | 52 | 61 | 80 | 67 | 70 |
| INFORMATION | 18 | 19 | 5 | 11 | 12 | 16 | 29 | 17 | 20 | 5 | 11 | 12 | 16 | 29 |
| JUVENILE APPEAL | 8 | 0 | 0 | 2 | 0 | 0 | 0 | 0 | 8 | 0 | 2 | 0 | 0 | 0 |
| OTHER | 1 | 2 | 1 | 1 | 3 | 3 | 2 | 0 | 0 | 2 | 3 | 2 | 2 | 4 |
| REFIL-PROB.REVOC. | 0 | 9 | 6 | 4 | 9 | 12 | 8 | 3 | 8 | 5 | 4 | 4 | 6 | 16 |
| REFILING-NEW TRIAL | 6 | 0 | 1 | 4 | 7 | 1 | 1 | 5 | 1 | 1 | 4 | 2 | 0 | 7 |
| TOTAL | 137 | 219 | 235 | 268 | 245 | 247 | 321 | 192 | 205 | 186 | 215 | 309 | 194 | 333 |

*-See notes, bottom of Page 113.

SUPERIOR COURT -- CRIMINAL FILINGS AND DISPOSITIONS BY TYPE OF CASE*

TABLE SC-24
(con't.)

| | FILINGS | | | | | | | DISPOSITIONS | | | | | | |
|--------------------|---------|-------|-------|------|------|-------|-------|--------------|-------|------|-------|------|------|-------|
| WASHINGTON | 1980 | 1981 | 1982 | 1983 | 1984 | 1985 | 1986 | 1980 | 1981 | 1982 | 1983 | 1984 | 1985 | 1986 |
| BAIL REVIEW | 0 | 0 | 0 | 0 | 0 | 0 | 1 | 0 | 0 | 0 | 0 | 0 | 0 | 1 |
| TRANSFER | 52 | 49 | 49 | 130 | 122 | 90 | 112 | 87 | 45 | 34 | 119 | 121 | 95 | 76 |
| APPEAL | 24 | 27 | 10 | 7 | 2 | 5 | 23 | 36 | 29 | 11 | 13 | 5 | 5 | 9 |
| BOUND OVER | 15 | 23 | 16 | 18 | 18 | 10 | 24 | 21 | 15 | 11 | 20 | 21 | 12 | 13 |
| INDICTMENT | 67 | 101 | 91 | 126 | 107 | 112 | 75 | 82 | 78 | 68 | 119 | 87 | 119 | 76 |
| INFORMATION | 15 | 16 | 12 | 28 | 13 | 23 | 9 | 15 | 14 | 13 | 28 | 11 | 25 | 10 |
| JUVENILE APPEAL | 2 | 1 | 0 | 0 | 1 | 0 | 3 | 2 | 1 | 0 | 0 | 0 | 1 | 3 |
| OTHER | 1 | 7 | 8 | 8 | 5 | 21 | 5 | 1 | 6 | 6 | 7 | 8 | 7 | 6 |
| REFIL-PROB.REVOC. | 1 | 4 | 1 | 3 | 11 | 17 | 19 | 1 | 5 | 1 | 0 | 11 | 15 | 9 |
| REFILING-NEW TRIAL | 6 | 4 | 3 | 1 | 2 | 5 | 1 | 5 | 4 | 3 | 3 | 1 | 2 | 2 |
| TOTAL | 183 | 232 | 190 | 321 | 281 | 283 | 272 | 250 | 197 | 147 | 309 | 265 | 281 | 205 |
| YORK | 1980 | 1981 | 1982 | 1983 | 1984 | 1985 | 1986 | 1980 | 1981 | 1982 | 1983 | 1984 | 1985 | 1986 |
| BAIL REVIEW | 9 | 12 | 9 | 8 | 8 | 17 | 31 | 9 | 12 | 9 | 8 | 8 | 17 | 30 |
| TRANSFER | 554 | 534 | 429 | 429 | 331 | 614 | 880 | 585 | 480 | 417 | 495 | 404 | 444 | 691 |
| APPEAL | 79 | 92 | 42 | 16 | 19 | 32 | 18 | 123 | 61 | 67 | 31 | 32 | 28 | 20 |
| BOUND OVER | 101 | 118 | 124 | 98 | 47 | 103 | 95 | 71 | 102 | 114 | 126 | 90 | 79 | 61 |
| INDICTMENT | 189 | 249 | 324 | 264 | 250 | 320 | 371 | 183 | 228 | 220 | 268 | 278 | 234 | 277 |
| INFORMATION | 176 | 152 | 102 | 75 | 95 | 82 | 122 | 175 | 154 | 101 | 75 | 91 | 85 | 116 |
| JUVENILE APPEAL | 1 | 1 | 1 | 0 | 4 | 1 | 0 | 1 | 0 | 2 | 0 | 2 | 2 | 1 |
| OTHER | 14 | 16 | 18 | 14 | 21 | 34 | 30 | 14 | 8 | 20 | 15 | 20 | 30 | 26 |
| REFIL-PROB.REVOC. | 3 | 11 | 23 | 31 | 41 | 42 | 35 | 2 | 6 | 13 | 26 | 32 | 32 | 32 |
| REFILING-NEW TRIAL | 0 | 1 | 0 | 5 | 1 | 12 | 9 | 4 | 1 | 1 | 4 | 1 | 9 | 9 |
| TOTAL | 1,126 | 1,186 | 1,072 | 940 | 817 | 1,257 | 1,591 | 1,167 | 1,052 | 964 | 1,048 | 958 | 960 | 1,263 |

*-See notes, bottom of Page 113.

**SUPERIOR COURT - CASES IN WHICH INDICTMENTS WERE FILED
AFTER BEING STATISTICALLY RECORDED AS BOUND-OVERS FROM
DISTRICT COURT***

TABLE SC-25

| COURT | 1982 | 1983 | 1984 | 1985 | 1986 |
|--------------|------|------|------|------|------|
| ANDROSCOGGIN | 7 | 7 | 4 | 1 | 3 |
| AROOSTOOK | 48 | 45 | 24 | 15 | 15 |
| CUMBERLAND | 1 | 0 | 0 | 0 | 1 |
| FRANKLIN | 11 | 15 | 8 | 8 | 12 |
| HANCOCK | 1 | 2 | 3 | 2 | 4 |
| KENNEBEC | 2 | 4 | 1 | 0 | 1 |
| KNOX | 16 | 30 | 16 | 21 | 9 |
| LINCOLN | 8 | 3 | 12 | 10 | 4 |
| OXFORD | 9 | 3 | 5 | 1 | 4 |
| PENOBSCOT | 14 | 4 | 2 | 6 | 8 |
| PISCATAQUIS | 12 | 14 | 10 | 6 | 6 |
| SAGadahoc | 7 | 7 | 20 | 12 | 16 |
| SOMERSET | 13 | 18 | 21 | 26 | 10 |
| WALDO | 16 | 12 | 9 | 8 | 7 |
| WASHINGTON | 10 | 15 | 13 | 8 | 5 |
| YORK | 15 | 21 | 15 | 16 | 12 |
| STATE TOTAL | 190 | 200 | 163 | 140 | 117 |

*-Counted by docket number.

-Counted at the time of case disposition.

-Bound-Overs from the District Court create a difficult situation with regard to the counting of cases for statistical purposes. When a boundover is filed in the Superior Court, it remains a "boundover" type of case even if an indictment results. In 1986, there were actually an additional 117 indictment case dispositions to the 2821 on Table SC-24. When a boundover results in an information being filed, the boundover is dismissed and a new docket number is assigned for the information. Under such circumstances the case is actually being counted twice but it is not believed that this creates a serious statistical problem.

SUPERIOR COURT -- CRIMINAL FILINGS AND DISPOSITIONS BY CLASS OF CHARGE*

TABLE SC-26

| | FILINGS | | | | | | | DISPOSITIONS | | | | | | |
|-------------|---------|-------|-------|-------|-------|--------|--------|--------------|-------|-------|-------|-------|-------|--------|
| | 1980 | 1981 | 1982 | 1983 | 1984 | 1985 | 1986 | 1980 | 1981 | 1982 | 1983 | 1984 | 1985 | 1986 |
| STATE TOTAL | | | | | | | | | | | | | | |
| A | 331 | 427 | 419 | 395 | 520 | 568 | 531 | 312 | 329 | 405 | 420 | 455 | 521 | 512 |
| B | 963 | 1,056 | 1,128 | 945 | 902 | 998 | 920 | 910 | 1,032 | 975 | 1,074 | 919 | 846 | 887 |
| C | 1,640 | 1,800 | 1,882 | 1,904 | 1,765 | 2,151 | 2,132 | 1,421 | 1,733 | 1,619 | 1,903 | 1,796 | 1,944 | 2,034 |
| D | 1,332 | 1,271 | 2,009 | 1,828 | 1,839 | 2,392 | 2,574 | 1,493 | 1,269 | 1,524 | 1,911 | 1,914 | 2,084 | 2,482 |
| E | 752 | 728 | 891 | 875 | 980 | 960 | 1,206 | 799 | 725 | 765 | 868 | 991 | 927 | 1,147 |
| TITLE 29 | 3,458 | 3,473 | 2,512 | 2,777 | 2,206 | 2,708 | 2,984 | 3,518 | 3,319 | 2,411 | 2,750 | 2,511 | 2,467 | 2,805 |
| OTHER | 730 | 796 | 761 | 809 | 777 | 1,084 | 1,055 | 720 | 764 | 696 | 770 | 774 | 875 | 1,002 |
| TOTAL | 9,206 | 9,551 | 9,602 | 9,533 | 8,989 | 10,861 | 11,402 | 9,173 | 9,171 | 8,395 | 9,696 | 9,360 | 9,664 | 10,869 |

*-Includes cases filed and refiled.

-Cases counted by defendant.

SUPERIOR COURT -- CRIMINAL FILINGS AND DISPOSITIONS BY CLASS OF CHARGE*

TABLE SC-26
(con't.)

| | FILINGS | | | | | | | DISPOSITIONS | | | | | | |
|---------------------|------------|------------|------------|------------|------------|------------|------------|--------------|------------|------------|------------|------------|------------|------------|
| | 1980 | 1981 | 1982 | 1983 | 1984 | 1985 | 1986 | 1980 | 1981 | 1982 | 1983 | 1984 | 1985 | 1986 |
| ANDROSCOGGIN | | | | | | | | | | | | | | |
| A | 30 | 51 | 47 | 33 | 52 | 81 | 46 | 29 | 30 | 45 | 52 | 35 | 68 | 51 |
| B | 101 | 78 | 91 | 85 | 107 | 106 | 108 | 82 | 72 | 89 | 106 | 81 | 100 | 112 |
| C | 159 | 129 | 204 | 216 | 207 | 289 | 247 | 129 | 143 | 158 | 205 | 186 | 254 | 243 |
| D | 76 | 46 | 137 | 80 | 100 | 74 | 102 | 72 | 65 | 91 | 97 | 96 | 90 | 89 |
| E | 50 | 36 | 52 | 57 | 60 | 46 | 50 | 34 | 48 | 57 | 56 | 64 | 37 | 55 |
| TITLE 29 | 125 | 116 | 163 | 184 | 151 | 157 | 167 | 78 | 135 | 115 | 190 | 192 | 143 | 157 |
| OTHER | 57 | 34 | 42 | 38 | 67 | 81 | 97 | 44 | 33 | 42 | 29 | 53 | 69 | 91 |
| TOTAL | 598 | 490 | 736 | 693 | 744 | 834 | 817 | 468 | 526 | 597 | 735 | 707 | 761 | 798 |
| AROOSTOOK | | | | | | | | | | | | | | |
| A | 25 | 27 | 28 | 15 | 20 | 27 | 26 | 20 | 24 | 30 | 21 | 21 | 25 | 24 |
| B | 39 | 48 | 44 | 41 | 37 | 39 | 32 | 50 | 52 | 41 | 39 | 41 | 33 | 31 |
| C | 103 | 115 | 130 | 75 | 84 | 85 | 78 | 94 | 107 | 127 | 112 | 74 | 95 | 86 |
| D | 137 | 161 | 158 | 139 | 107 | 63 | 78 | 113 | 187 | 143 | 150 | 132 | 58 | 77 |
| E | 57 | 64 | 55 | 68 | 39 | 39 | 25 | 98 | 78 | 60 | 65 | 52 | 46 | 25 |
| TITLE 29 | 262 | 289 | 172 | 175 | 62 | 111 | 90 | 244 | 275 | 211 | 208 | 99 | 86 | 92 |
| OTHER | 50 | 80 | 62 | 72 | 59 | 63 | 39 | 49 | 91 | 63 | 60 | 69 | 62 | 37 |
| TOTAL | 673 | 784 | 649 | 585 | 408 | 427 | 368 | 668 | 814 | 675 | 655 | 488 | 405 | 372 |

*-Includes cases filed and refiled.

-Cases counted by defendant.

SUPERIOR COURT -- CRIMINAL FILINGS AND DISPOSITIONS BY CLASS OF CHARGE*

TABLE SC-26
(con't.)

| FILINGS | | | | | | | | DISPOSITIONS | | | | | | |
|-------------------|-------------|-------------|-------------|-------------|-------------|-------------|-------------|--------------|-------------|-------------|-------------|-------------|-------------|-------------|
| | 1980 | 1981 | 1982 | 1983 | 1984 | 1985 | 1986 | 1980 | 1981 | 1982 | 1983 | 1984 | 1985 | 1986 |
| CUMBERLAND | | | | | | | | | | | | | | |
| A | 68 | 105 | 101 | 88 | 110 | 78 | 95 | 70 | 71 | 112 | 85 | 98 | 92 | 79 |
| B | 219 | 275 | 237 | 174 | 220 | 217 | 216 | 197 | 244 | 229 | 218 | 213 | 185 | 187 |
| C | 401 | 434 | 363 | 372 | 422 | 559 | 553 | 332 | 429 | 353 | 368 | 419 | 422 | 517 |
| D | 194 | 272 | 441 | 368 | 494 | 890 | 849 | 248 | 199 | 327 | 414 | 462 | 720 | 847 |
| E | 130 | 149 | 165 | 175 | 254 | 256 | 344 | 137 | 118 | 155 | 173 | 234 | 238 | 344 |
| TITLE 29 | 538 | 622 | 406 | 615 | 168 | 49 | 9 | 617 | 537 | 354 | 665 | 311 | 104 | 33 |
| OTHER | 197 | 202 | 132 | 140 | 157 | 253 | 288 | 190 | 169 | 128 | 120 | 132 | 191 | 241 |
| TOTAL | 1747 | 2059 | 1845 | 1932 | 1825 | 2302 | 2354 | 1791 | 1767 | 1658 | 2043 | 1869 | 1952 | 2248 |
| FRANKLIN | | | | | | | | | | | | | | |
| A | 11 | 8 | 14 | 12 | 14 | 18 | 17 | 3 | 12 | 9 | 16 | 8 | 18 | 19 |
| B | 20 | 29 | 38 | 30 | 24 | 23 | 35 | 13 | 23 | 44 | 26 | 19 | 32 | 24 |
| C | 32 | 48 | 36 | 69 | 45 | 64 | 72 | 30 | 41 | 40 | 56 | 48 | 60 | 83 |
| D | 58 | 57 | 85 | 104 | 99 | 113 | 82 | 60 | 60 | 55 | 106 | 100 | 100 | 107 |
| E | 51 | 38 | 49 | 39 | 59 | 70 | 81 | 44 | 42 | 38 | 49 | 38 | 79 | 80 |
| TITLE 29 | 243 | 247 | 185 | 140 | 167 | 224 | 194 | 243 | 223 | 184 | 159 | 147 | 213 | 234 |
| OTHER | 26 | 12 | 32 | 34 | 28 | 32 | 26 | 19 | 26 | 17 | 45 | 25 | 25 | 33 |
| TOTAL | 441 | 439 | 439 | 428 | 436 | 544 | 507 | 412 | 427 | 387 | 457 | 385 | 527 | 580 |

*-Includes cases filed and refilled.

-Cases counted by defendant.

SUPERIOR COURT -- CRIMINAL FILINGS AND DISPOSITIONS BY CLASS OF CHARGE*

TABLE SC-26
(con't.)

| | FILINGS | | | | | | | DISPOSITIONS | | | | | | |
|-----------------|---------|------|------|------|------|------|------|--------------|------|------|------|------|------|------|
| | 1980 | 1981 | 1982 | 1983 | 1984 | 1985 | 1986 | 1980 | 1981 | 1982 | 1983 | 1984 | 1985 | 1986 |
| HANCOCK | | | | | | | | | | | | | | |
| A | 24 | 14 | 11 | 6 | 15 | 23 | 10 | 4 | 23 | 8 | 10 | 11 | 20 | 16 |
| B | 41 | 37 | 25 | 33 | 48 | 38 | 28 | 33 | 44 | 26 | 34 | 23 | 41 | 49 |
| C | 44 | 57 | 60 | 67 | 86 | 90 | 68 | 41 | 52 | 53 | 63 | 46 | 102 | 96 |
| D | 16 | 33 | 50 | 70 | 47 | 36 | 38 | 35 | 25 | 30 | 68 | 54 | 43 | 47 |
| E | 9 | 10 | 24 | 11 | 12 | 7 | 17 | 9 | 10 | 16 | 16 | 13 | 11 | 15 |
| TITLE 29 | 74 | 60 | 74 | 43 | 37 | 41 | 52 | 72 | 63 | 48 | 76 | 24 | 61 | 49 |
| OTHER | 22 | 19 | 11 | 14 | 25 | 22 | 20 | 23 | 16 | 9 | 17 | 22 | 25 | 27 |
| TOTAL | 230 | 230 | 255 | 244 | 270 | 257 | 233 | 217 | 233 | 190 | 284 | 193 | 303 | 299 |
| KENNEBEC | | | | | | | | | | | | | | |
| A | 29 | 37 | 53 | 53 | 59 | 62 | 75 | 31 | 24 | 38 | 64 | 56 | 61 | 63 |
| B | 69 | 61 | 106 | 99 | 94 | 81 | 67 | 70 | 72 | 79 | 131 | 97 | 67 | 70 |
| C | 148 | 126 | 160 | 124 | 117 | 143 | 126 | 131 | 147 | 131 | 165 | 114 | 134 | 132 |
| D | 154 | 112 | 181 | 164 | 148 | 176 | 143 | 186 | 132 | 142 | 180 | 167 | 153 | 147 |
| E | 56 | 46 | 73 | 65 | 70 | 61 | 64 | 54 | 45 | 64 | 66 | 78 | 54 | 72 |
| TITLE 29 | 205 | 249 | 299 | 238 | 214 | 244 | 216 | 212 | 222 | 283 | 239 | 250 | 234 | 189 |
| OTHER | 99 | 100 | 112 | 106 | 89 | 140 | 107 | 98 | 111 | 88 | 119 | 81 | 114 | 115 |
| TOTAL | 760 | 731 | 984 | 849 | 791 | 907 | 798 | 782 | 753 | 825 | 964 | 843 | 817 | 788 |

*-Includes cases filed and refilled.

-Cases counted by defendant.

SUPERIOR COURT -- CRIMINAL FILINGS AND DISPOSITIONS BY CLASS OF CHARGE*

TABLE SC-26
(con't.)

| | FILINGS | | | | | | | DISPOSITIONS | | | | | | |
|----------------|------------|------------|------------|------------|------------|------------|------------|--------------|------------|------------|------------|------------|------------|------------|
| | 1980 | 1981 | 1982 | 1983 | 1984 | 1985 | 1986 | 1980 | 1981 | 1982 | 1983 | 1984 | 1985 | 1986 |
| KNOX | | | | | | | | | | | | | | |
| A | 11 | 14 | 5 | 11 | 10 | 9 | 11 | 16 | 11 | 7 | 12 | 10 | 11 | 10 |
| B | 28 | 24 | 26 | 28 | 25 | 27 | 15 | 31 | 23 | 28 | 33 | 18 | 12 | 28 |
| C | 61 | 58 | 65 | 50 | 60 | 57 | 55 | 43 | 58 | 52 | 57 | 42 | 70 | 49 |
| D | 63 | 46 | 58 | 75 | 86 | 115 | 106 | 48 | 65 | 54 | 61 | 84 | 84 | 115 |
| E | 25 | 23 | 28 | 41 | 59 | 72 | 61 | 29 | 18 | 23 | 41 | 47 | 67 | 44 |
| TITLE 29 | 166 | 169 | 168 | 189 | 295 | 291 | 266 | 163 | 182 | 132 | 148 | 248 | 294 | 261 |
| OTHER | 30 | 38 | 35 | 44 | 55 | 79 | 66 | 25 | 33 | 37 | 34 | 64 | 57 | 67 |
| TOTAL | 384 | 372 | 385 | 438 | 590 | 650 | 580 | 355 | 390 | 333 | 386 | 513 | 595 | 574 |
| | | | | | | | | | | | | | | |
| | 1980 | 1981 | 1982 | 1983 | 1984 | 1985 | 1986 | 1980 | 1981 | 1982 | 1983 | 1984 | 1985 | 1986 |
| LINCOLN | | | | | | | | | | | | | | |
| A | 3 | 9 | 5 | 11 | 20 | 24 | 20 | 3 | 7 | 6 | 4 | 15 | 20 | 20 |
| B | 17 | 24 | 24 | 40 | 11 | 17 | 30 | 12 | 28 | 20 | 19 | 36 | 15 | 26 |
| C | 24 | 26 | 35 | 66 | 54 | 58 | 67 | 24 | 21 | 25 | 44 | 52 | 65 | 64 |
| D | 25 | 35 | 104 | 133 | 73 | 75 | 156 | 17 | 27 | 49 | 99 | 112 | 95 | 131 |
| E | 8 | 16 | 35 | 42 | 36 | 31 | 68 | 13 | 16 | 17 | 34 | 35 | 38 | 66 |
| TITLE 29 | 146 | 171 | 64 | 60 | 125 | 155 | 277 | 142 | 165 | 65 | 33 | 92 | 149 | 271 |
| OTHER | 5 | 3 | 11 | 9 | 2 | 3 | 18 | 6 | 2 | 9 | 6 | 6 | 1 | 14 |
| TOTAL | 228 | 284 | 278 | 361 | 321 | 363 | 636 | 217 | 266 | 191 | 239 | 348 | 383 | 592 |

*-Includes cases filed and refiled.

-Cases counted by defendant.

-Approximately 200 of Lincoln's 636 criminal filings in 1986 were change of venue cases from Sagadahoc.

SUPERIOR COURT -- CRIMINAL FILINGS AND DISPOSITIONS BY CLASS OF CHARGE*

TABLE SC-26
(con't.)

| FILINGS | | | | | | | | DISPOSITIONS | | | | | | |
|------------------|------------|------------|------------|------------|------------|------------|------------|--------------|------------|------------|------------|------------|------------|------------|
| | 1980 | 1981 | 1982 | 1983 | 1984 | 1985 | 1986 | 1980 | 1981 | 1982 | 1983 | 1984 | 1985 | 1986 |
| OXFORD | | | | | | | | | | | | | | |
| A | 16 | 13 | 21 | 20 | 19 | 33 | 17 | 22 | 8 | 18 | 10 | 28 | 21 | 33 |
| B | 52 | 53 | 77 | 49 | 32 | 61 | 40 | 39 | 54 | 52 | 55 | 37 | 58 | 48 |
| C | 49 | 71 | 84 | 90 | 51 | 84 | 104 | 57 | 59 | 60 | 68 | 82 | 76 | 106 |
| D | 34 | 26 | 104 | 56 | 30 | 85 | 83 | 23 | 29 | 56 | 71 | 44 | 67 | 99 |
| E | 27 | 31 | 71 | 48 | 28 | 24 | 42 | 15 | 36 | 29 | 58 | 46 | 29 | 39 |
| TITLE 29 | 138 | 111 | 89 | 70 | 85 | 151 | 106 | 136 | 112 | 103 | 49 | 84 | 129 | 160 |
| OTHER | 16 | 14 | 19 | 36 | 34 | 55 | 47 | 14 | 11 | 15 | 29 | 34 | 44 | 50 |
| TOTAL | 332 | 319 | 465 | 369 | 279 | 493 | 439 | 306 | 309 | 333 | 340 | 355 | 424 | 535 |
| | 1980 | 1981 | 1982 | 1983 | 1984 | 1985 | 1986 | 1980 | 1981 | 1982 | 1983 | 1984 | 1985 | 1986 |
| PENOBSCOT | | | | | | | | | | | | | | |
| A | 43 | 27 | 39 | 43 | 51 | 53 | 53 | 37 | 29 | 39 | 42 | 54 | 45 | 55 |
| B | 82 | 82 | 86 | 55 | 92 | 81 | 66 | 85 | 90 | 83 | 68 | 99 | 68 | 66 |
| C | 215 | 253 | 223 | 284 | 213 | 218 | 257 | 173 | 221 | 230 | 273 | 274 | 208 | 218 |
| D | 125 | 75 | 157 | 129 | 148 | 164 | 171 | 141 | 94 | 148 | 122 | 159 | 131 | 185 |
| E | 89 | 66 | 94 | 75 | 74 | 83 | 97 | 95 | 80 | 100 | 53 | 83 | 65 | 104 |
| TITLE 29 | 262 | 156 | 105 | 143 | 99 | 166 | 221 | 278 | 196 | 125 | 136 | 128 | 120 | 215 |
| OTHER | 45 | 51 | 58 | 62 | 35 | 93 | 85 | 68 | 42 | 54 | 65 | 44 | 82 | 77 |
| TOTAL | 861 | 710 | 762 | 791 | 712 | 858 | 950 | 877 | 752 | 779 | 759 | 841 | 719 | 920 |

*-Includes cases filed and refiled.

-Cases counted by defendant.

SUPERIOR COURT -- CRIMINAL FILINGS AND DISPOSITIONS BY CLASS OF CHARGE*

TABLE SC-26
(con't.)

| | FILINGS | | | | | | | DISPOSITIONS | | | | | | |
|--------------------|------------|------------|------------|------------|------------|------------|------------|--------------|------------|------------|------------|------------|------------|------------|
| | 1980 | 1981 | 1982 | 1983 | 1984 | 1985 | 1986 | 1980 | 1981 | 1982 | 1983 | 1984 | 1985 | 1986 |
| PISCATAQUIS | | | | | | | | | | | | | | |
| A | 6 | 4 | 3 | 7 | 4 | 4 | 5 | 5 | 3 | 7 | 5 | 7 | 5 | 2 |
| B | 22 | 13 | 16 | 14 | 9 | 11 | 10 | 12 | 13 | 12 | 15 | 11 | 16 | 11 |
| C | 33 | 23 | 43 | 25 | 31 | 19 | 32 | 17 | 32 | 36 | 26 | 17 | 33 | 32 |
| D | 18 | 11 | 38 | 42 | 29 | 54 | 37 | 22 | 12 | 41 | 22 | 21 | 65 | 44 |
| E | 13 | 14 | 16 | 6 | 26 | 29 | 34 | 4 | 21 | 16 | 11 | 9 | 39 | 30 |
| TITLE 29 | 34 | 35 | 16 | 24 | 6 | 8 | 25 | 16 | 43 | 24 | 15 | 17 | 11 | 11 |
| OTHER | 9 | 13 | 20 | 16 | 5 | 3 | 0 | 9 | 17 | 12 | 19 | 13 | 6 | 2 |
| TOTAL | 135 | 113 | 152 | 134 | 110 | 128 | 143 | 85 | 141 | 148 | 113 | 95 | 175 | 132 |
| | 1980 | 1981 | 1982 | 1983 | 1984 | 1985 | 1986 | 1980 | 1981 | 1982 | 1983 | 1984 | 1985 | 1986 |
| SAGADAHOC | | | | | | | | | | | | | | |
| A | 3 | 8 | 7 | 5 | 20 | 12 | 15 | 3 | 10 | 3 | 6 | 14 | 14 | 14 |
| B | 26 | 35 | 30 | 25 | 18 | 46 | 34 | 16 | 37 | 24 | 24 | 25 | 24 | 53 |
| C | 51 | 30 | 41 | 31 | 58 | 63 | 67 | 39 | 35 | 23 | 30 | 63 | 56 | 77 |
| D | 41 | 31 | 38 | 57 | 51 | 71 | 91 | 35 | 33 | 36 | 35 | 65 | 53 | 90 |
| E | 20 | 15 | 23 | 28 | 32 | 37 | 52 | 16 | 17 | 14 | 23 | 34 | 34 | 54 |
| TITLE 29 | 166 | 130 | 111 | 138 | 121 | 179 | 154 | 133 | 128 | 101 | 70 | 161 | 174 | 173 |
| OTHER | 9 | 9 | 14 | 16 | 5 | 4 | 7 | 9 | 12 | 9 | 12 | 15 | 2 | 7 |
| TOTAL | 316 | 258 | 264 | 300 | 305 | 412 | 420 | 251 | 272 | 210 | 200 | 377 | 357 | 468 |

*-Includes cases filed and refilled.

-Cases counted by defendant.

-Approximately 200 of Sagadahoc's 468 criminal dispositions in 1986 were disposed via venue change to Lincoln.

SUPERIOR COURT - CRIMINAL FILINGS AND DISPOSITIONS BY CLASS OF CHARGE*

TABLE SC-26
(con't.)

| | FILINGS | | | | | | | DISPOSITIONS | | | | | | |
|-----------------|------------|-------------|------------|------------|------------|------------|------------|--------------|------------|------------|------------|------------|------------|------------|
| | 1980 | 1981 | 1982 | 1983 | 1984 | 1985 | 1986 | 1980 | 1981 | 1982 | 1983 | 1984 | 1985 | 1986 |
| SOMERSET | | | | | | | | | | | | | | |
| A | 21 | 20 | 14 | 32 | 23 | 26 | 27 | 14 | 22 | 12 | 30 | 23 | 18 | 21 |
| B | 49 | 52 | 41 | 49 | 36 | 43 | 24 | 55 | 59 | 36 | 48 | 38 | 36 | 29 |
| C | 86 | 62 | 63 | 98 | 74 | 85 | 50 | 79 | 69 | 56 | 95 | 68 | 81 | 50 |
| D | 162 | 130 | 133 | 137 | 171 | 170 | 184 | 208 | 118 | 111 | 154 | 144 | 169 | 156 |
| E | 91 | 108 | 84 | 74 | 92 | 72 | 68 | 102 | 94 | 74 | 87 | 84 | 74 | 53 |
| TITLE 29 | 482 | 546 | 318 | 319 | 313 | 348 | 417 | 518 | 510 | 300 | 347 | 292 | 320 | 308 |
| OTHER | 102 | 99 | 116 | 108 | 96 | 88 | 108 | 80 | 102 | 121 | 102 | 97 | 65 | 98 |
| TOTAL | 993 | 1017 | 769 | 817 | 805 | 832 | 878 | 1056 | 974 | 710 | 863 | 746 | 763 | 715 |
| WALDO | | | | | | | | | | | | | | |
| A | 6 | 12 | 7 | 15 | 20 | 14 | 15 | 8 | 5 | 15 | 10 | 12 | 13 | 21 |
| B | 19 | 40 | 19 | 19 | 16 | 17 | 19 | 35 | 30 | 28 | 18 | 15 | 16 | 15 |
| C | 38 | 47 | 40 | 61 | 59 | 35 | 61 | 51 | 48 | 32 | 41 | 60 | 45 | 53 |
| D | 18 | 29 | 63 | 36 | 45 | 34 | 48 | 37 | 33 | 33 | 48 | 55 | 26 | 55 |
| E | 8 | 17 | 20 | 60 | 36 | 18 | 37 | 11 | 13 | 16 | 36 | 60 | 21 | 30 |
| TITLE 29 | 42 | 51 | 69 | 67 | 60 | 109 | 126 | 44 | 58 | 45 | 49 | 100 | 61 | 132 |
| OTHER | 9 | 23 | 18 | 10 | 12 | 21 | 16 | 13 | 20 | 17 | 14 | 7 | 12 | 28 |
| TOTAL | 140 | 219 | 236 | 268 | 248 | 248 | 322 | 199 | 207 | 186 | 216 | 309 | 196 | 334 |

*-Includes cases filed and refiled.

-Cases counted by defendant.

SUPERIOR COURT -- CRIMINAL FILINGS AND DISPOSITIONS BY CLASS OF CHARGE*

TABLE SC-26
(con't.)

| | FILINGS | | | | | | | DISPOSITIONS | | | | | | |
|-------------------|-------------|-------------|-------------|------------|------------|-------------|-------------|--------------|-------------|-------------|-------------|-------------|------------|-------------|
| | 1980 | 1981 | 1982 | 1983 | 1984 | 1985 | 1986 | 1980 | 1981 | 1982 | 1983 | 1984 | 1985 | 1986 |
| WASHINGTON | | | | | | | | | | | | | | |
| A | 17 | 15 | 15 | 18 | 13 | 28 | 17 | 26 | 9 | 13 | 14 | 10 | 26 | 12 |
| B | 39 | 53 | 31 | 37 | 26 | 27 | 26 | 64 | 36 | 35 | 38 | 24 | 26 | 26 |
| C | 47 | 86 | 65 | 93 | 96 | 84 | 71 | 48 | 76 | 52 | 88 | 76 | 98 | 61 |
| D | 32 | 27 | 26 | 59 | 68 | 73 | 103 | 44 | 29 | 21 | 56 | 52 | 74 | 61 |
| E | 17 | 10 | 15 | 16 | 36 | 21 | 19 | 17 | 14 | 8 | 20 | 32 | 23 | 17 |
| TITLE 29 | 46 | 42 | 30 | 76 | 31 | 17 | 20 | 74 | 36 | 24 | 72 | 47 | 16 | 18 |
| OTHER | 10 | 33 | 19 | 32 | 27 | 45 | 29 | 20 | 23 | 18 | 31 | 32 | 34 | 19 |
| TOTAL | 208 | 266 | 201 | 331 | 297 | 295 | 285 | 293 | 223 | 171 | 319 | 273 | 297 | 214 |
| YORK | | | | | | | | | | | | | | |
| A | 18 | 63 | 49 | 26 | 70 | 76 | 82 | 21 | 41 | 43 | 39 | 53 | 64 | 72 |
| B | 140 | 152 | 237 | 167 | 107 | 164 | 170 | 116 | 155 | 149 | 202 | 142 | 115 | 112 |
| C | 149 | 235 | 270 | 183 | 108 | 218 | 224 | 133 | 195 | 191 | 212 | 175 | 145 | 167 |
| D | 179 | 180 | 236 | 179 | 143 | 199 | 303 | 204 | 161 | 187 | 228 | 167 | 156 | 232 |
| E | 101 | 85 | 87 | 70 | 67 | 94 | 147 | 121 | 75 | 78 | 80 | 82 | 72 | 119 |
| TITLE 29 | 529 | 479 | 243 | 296 | 272 | 458 | 644 | 548 | 434 | 297 | 294 | 319 | 352 | 502 |
| OTHER | 44 | 66 | 60 | 72 | 81 | 102 | 102 | 53 | 56 | 57 | 68 | 80 | 86 | 96 |
| TOTAL | 1160 | 1260 | 1182 | 993 | 848 | 1311 | 1672 | 1196 | 1117 | 1002 | 1123 | 1018 | 990 | 1300 |

*-Includes cases filed and refiled.

-Cases counted by defendant.

**SUPERIOR COURT - CRIMINAL FILINGS
BY TYPE OF RECORDING METHOD* - 1986**

TABLE SC-27

| COURT | COUNTED BY DOCKET NUMBER | COUNTED BY DEFENDANT | % INCREASE IN FILINGS WHEN COUNTED BY DEFENDANT |
|--------------|-----------------------------|-------------------------|---|
| ANDROSCOGGIN | 778 | 817 | 5.0 |
| AROOSTOOK | 368 | 368 | 0.0 |
| CUMBERLAND | 2,288 | 2,354 | 2.9 |
| FRANKLIN | 484 | 507 | 4.8 |
| HANCOCK | 222 | 233 | 5.0 |
| KENNEBEC | 783 | 798 | 1.9 |
| KNOX | 578 | 580 | 0.3 |
| LINCOLN | 615 | 636 | 3.4 |
| OXFORD | 423 | 439 | 3.8 |
| PENOBSCOT | 950 | 950 | 0.0 |
| PISCATAQUIS | 143 | 143 | 0.0 |
| SAGadahoc | 400 | 420 | 5.0 |
| SOMERSET | 878 | 878 | 0.0 |
| WALDO | 321 | 322 | 0.3 |
| WASHINGTON | 272 | 285 | 4.8 |
| YORK | 1,591 | 1,672 | 5.1 |
| STATE TOTAL | 11,094 | 11,402 | 2.8 |

*-Includes cases filed and refiled.

**SUPERIOR COURT - CRIMINAL PENDING CASELOAD*
AND OUTSTANDING WARRANTS OF ARREST**

TABLE SC-28

| COURT | NO. OF PENDING CASES | | | | | NO. OF OUTSTANDING WARRANTS | | | | | % OF PENDING CASES FOR WHICH COURT MAY NOT BE RESPONSIBLE | | | | |
|-------|----------------------|------|------|------|------|-----------------------------|------|------|------|------|--|------|------|------|------|
| | 1982 | 1983 | 1984 | 1985 | 1986 | 1982 | 1983 | 1984 | 1985 | 1986 | 1982 | 1983 | 1984 | 1985 | 1986 |
| ANDR | 560 | 518 | 555 | 628 | 647 | 142 | 139 | 166 | 211 | 296 | 25.4 | 26.8 | 29.9 | 33.6 | 45.7 |
| AROO | 389 | 319 | 239 | 261 | 257 | 102 | 102 | 113 | 83 | 102 | 26.2 | 32.0 | 47.3 | 31.8 | 39.7 |
| CUMB | 1261 | 1150 | 1106 | 1456 | 1562 | 347 | 420 | 459 | 442 | 388 | 27.5 | 36.5 | 41.5 | 30.4 | 24.8 |
| FRAN | 232 | 203 | 254 | 271 | 198 | 12 | 35 | 49 | 52 | 40 | 5.2 | 17.2 | 19.3 | 19.2 | 20.2 |
| HANC | 225 | 185 | 262 | 216 | 150 | 61 | 58 | 66 | 57 | 52 | 27.1 | 31.4 | 25.2 | 26.4 | 34.7 |
| KENN | 596 | 481 | 429 | 519 | 529 | 135 | 85 | 32 | 103 | 109 | 22.7 | 17.7 | 7.5 | 19.8 | 20.6 |
| KNOX | 227 | 279 | 356 | 411 | 417 | 73 | 79 | 103 | 102 | 130 | 32.2 | 28.3 | 28.9 | 24.8 | 31.2 |
| LINC | 187 | 309 | 282 | 262 | 306 | 26 | 28 | 53 | 52 | 73 | 13.9 | 9.1 | 18.8 | 19.8 | 23.9 |
| OXFO | 338 | 367 | 291 | 360 | 264 | 92 | 100 | 119 | 125 | 116 | 27.2 | 27.2 | 40.9 | 34.7 | 43.9 |
| PENO | 381 | 413 | 284 | 423 | 453 | 132 | 106 | 80 | 94 | 125 | 34.6 | 25.7 | 28.2 | 22.2 | 27.6 |
| PISC | 99 | 120 | 135 | 88 | 99 | 19 | 17 | 19 | 21 | 24 | 19.2 | 14.2 | 14.1 | 23.9 | 24.2 |
| SAGA | 166 | 266 | 194 | 249 | 201 | 14 | 28 | 42 | 44 | 46 | 8.4 | 10.5 | 21.6 | 17.7 | 22.9 |
| SOME | 401 | 355 | 414 | 483 | 646 | 165 | 198 | 217 | 239 | 254 | 41.1 | 55.8 | 52.4 | 49.5 | 39.3 |
| WALD | 178 | 230 | 169 | 221 | 209 | 56 | 68 | 76 | 75 | 65 | 31.5 | 29.6 | 45.0 | 33.9 | 31.1 |
| WASH | 214 | 226 | 250 | 248 | 319 | 72 | 90 | 91 | 94 | 97 | 33.6 | 39.8 | 36.4 | 37.9 | 30.4 |
| YORK | 854 | 724 | 554 | 875 | 1247 | 232 | 184 | 220 | 180 | 249 | 27.2 | 25.4 | 39.7 | 20.6 | 20.0 |
| TOTAL | 6308 | 6145 | 5774 | 6971 | 7504 | 1680 | 1737 | 1905 | 1974 | 2166 | 26.6 | 28.3 | 33.0 | 28.3 | 28.9 |

*-Number of Pending cases - counted by defendant, as of December 31st.

-Number of Outstanding warrants for disposed cases for which there are outstanding fines, as of December 15th.

-See Page 53 for more detailed explanation of this table.

CRIMINAL DISPOSITIONS BY TYPE OF CASE* - 1986

TABLE SC-29

| STATE TOTAL TYPE OF CASE | CONVICTED | | ACQUITTED | | DISMISSED** | | OTHER | | TOTAL | |
|-----------------------------|-----------|------|-----------|-----|-------------|------|-------|------|--------|-------|
| | # | % | # | % | # | % | # | % | # | % |
| BAIL REVIEW | 0 | 0.0 | 0 | 0.0 | 8 | 2.8 | 281 | 97.2 | 289 | 100.0 |
| TRANSFER | 2,811 | 52.3 | 115 | 2.1 | 2,037 | 37.9 | 415 | 7.7 | 5,378 | 100.0 |
| APPEAL | 6 | 3.6 | 0 | 0.0 | 29 | 17.2 | 134 | 79.3 | 169 | 100.0 |
| BOUND OVER | 130 | 41.4 | 2 | 0.6 | 167 | 53.2 | 15 | 4.8 | 314 | 100.0 |
| INDICTMENT | 2,248 | 73.1 | 82 | 2.7 | 659 | 21.4 | 88 | 2.9 | 3,077 | 100.0 |
| INFORMATION | 735 | 94.6 | 0 | 0.0 | 37 | 4.8 | 5 | 0.6 | 777 | 100.0 |
| JUVENILE APPEAL | 0 | 0.0 | 0 | 0.0 | 2 | 25.0 | 6 | 75.0 | 8 | 100.0 |
| OTHER | 139 | 37.7 | 2 | 0.5 | 96 | 26.0 | 132 | 35.8 | 369 | 100.0 |
| REFIL-PROB.REVOC. | 0 | 0.0 | 0 | 0.0 | 39 | 9.0 | 393 | 91.0 | 432 | 100.0 |
| REFILING-NEW TRIAL | 20 | 47.6 | 4 | 9.5 | 17 | 40.5 | 1 | 2.4 | 42 | 100.0 |
| TOTAL | 6,089 | 56.1 | 205 | 1.9 | 3,091 | 28.5 | 1,470 | 13.5 | 10,855 | 100.0 |

CRIMINAL DISPOSITIONS BY CLASS OF CHARGE* - 1986

| CLASS OF CHARGE | CONVICTED | | ACQUITTED | | DISMISSED** | | OTHER | | TOTAL | |
|-----------------|-----------|------|-----------|-----|-------------|------|-------|------|--------|-------|
| | # | % | # | % | # | % | # | % | # | % |
| A | 313 | 61.8 | 28 | 5.5 | 139 | 27.4 | 27 | 5.3 | 507 | 100.0 |
| B | 612 | 69.1 | 18 | 2.0 | 228 | 25.7 | 28 | 3.2 | 886 | 100.0 |
| C | 1,506 | 74.2 | 39 | 1.9 | 431 | 21.2 | 53 | 2.6 | 2,029 | 100.0 |
| D | 1,340 | 54.1 | 52 | 2.1 | 890 | 35.9 | 197 | 7.9 | 2,479 | 100.0 |
| E | 602 | 52.5 | 10 | 0.8 | 427 | 37.2 | 108 | 9.4 | 1,147 | 100.0 |
| TITLE 29 | 1,638 | 58.4 | 53 | 1.9 | 862 | 30.7 | 252 | 9.0 | 2,805 | 100.0 |
| OTHER | 78 | 7.8 | 5 | 0.5 | 114 | 11.4 | 805 | 80.3 | 1,002 | 100.0 |
| TOTAL | 6,089 | 56.1 | 205 | 1.9 | 3,091 | 28.4 | 1,470 | 13.5 | 10,855 | 100.0 |

*-Includes cases filed and refiled.

-Cases counted by defendant.

-Percentages may not total 100.0 due to rounding.

-See footnote to Table SC-24 for caveat concerning boundover case statistics.

** -Dismissed by court or D.A.

SUPERIOR COURT - CRIMINAL DISPOSITIONS BY TYPE OF DISPOSITION*

TABLE SC-30

| TYPE OF DISPOSITION | 1983 | 1983 | 1984 | 1984 | 1985 | 1985 | 1986 | 1986 |
|--------------------------------|-----------------|---------------------------|-----------------|---------------------------|-----------------|---------------------------|-----------------|---------------------------|
| | # DIS- POSED | % OF DISPO- SITIONS | # DIS- POSED | % OF DISPO- SITIONS | # DIS- POSED | % OF DISPO- SITIONS | # DIS- POSED | % OF DISPO- SITIONS |
| STATE TOTAL | | | | | | | | |
| DISTRICT COURT BAIL REVISED | 119 | 1.2 | 145 | 1.6 | 195 | 2.0 | 210 | 1.9 |
| DISTRICT COURT BAIL AFFIRMED | 39 | 0.4 | 44 | 0.5 | 52 | 0.5 | 59 | 0.5 |
| DISMISSED BY COURT | 223 | 2.3 | 152 | 1.6 | 122 | 1.3 | 178 | 1.6 |
| DISMISSED BY D.A. RULE 48(a) | 3,021 | 31.2 | 2,626 | 28.1 | 2,649 | 27.4 | 2,913 | 26.8 |
| FILED CASE | 135 | 1.4 | 168 | 1.8 | 123 | 1.3 | 140 | 1.3 |
| JUVENILE APPEAL DISPOSITIONS | 5 | 0.1 | 12 | 0.1 | 5 | 0.1 | 3 | 0.0 |
| NOT GUILTY, REASON OF INSANITY | 3 | 0.0 | 14 | 0.1 (a) | 7 | 0.1 | 2 | 0.0 |
| PROBATION REVOKED | 116 | 1.2 | 152 | 1.6 | 230 | 2.4 | 325 | 3.0 |
| CONVICTED-PLEA | 4,993 | 51.5 | 4,989 | 53.4 | 5,145 | 53.3 | 5,665 | 52.2 |
| CONVICTED-JURY TRIAL | 286 | 3.0 | 278 | 3.0 | 310 | 3.2 | 297 | 2.7 |
| CONVICTED-JURY WAIVED TRIAL | 125 | 1.3 | 131 | 1.4 | 130 | 1.3 | 127 | 1.2 |
| ACQUITTED-JURY TRIAL | 120 | 1.2 | 134 | 1.4 | 140 | 1.4 | 166 | 1.5 |
| ACQUITTED-JURY WAIVED TRIAL | 37 | 0.4 | 47 | 0.5 | 56 | 0.6 | 39 | 0.4 |
| MISTRIAL | 22 | 0.2 | 17 | 0.2 | 21 | 0.2 | 15 | 0.1 |
| OTHER | 447 | 4.6 | 441 | 4.7 | 471 | 4.9 | 716 | 6.6 |
| TOTAL | 9,691 | 100.0 | 9,350 | 100.0 | 9,656 | 100.0 | 10,855 | 100.0 |

- * - Includes the disposition of cases filed and refilled.
 - Cases counted by defendant.
 - Percentages may not total 100.0 due to rounding.
 - Types of dispositions are defined on Page 151 of this report.
- (a) 8 cases involved one Kennebec defendant.

SUPERIOR COURT - CRIMINAL DISPOSITIONS BY TYPE OF DISPOSITION*

TABLE SC-30
(con't.)

| TYPE OF DISPOSITION | 1983 | 1983 | 1984 | 1984 | 1985 | 1985 | 1986 | * 1986 |
|--------------------------------|-----------------|---------------------------|-----------------|---------------------------|-----------------|---------------------------|-----------------|---------------------------|
| | # DIS- POSED | % OF DISPO- SITIONS | # DIS- POSED | % OF DISPO- SITIONS | # DIS- POSED | % OF DISPO- SITIONS | # DIS- POSED | % OF DISPO- SITIONS |
| ANDROSCOGGIN | | | | | | | | |
| DISTRICT COURT BAIL REVISED | 2 | 0.3 | 8 | 1.1 | 13 | 1.7 | 2 | 0.3 |
| DISTRICT COURT BAIL AFFIRMED | 1 | 0.1 | 2 | 0.3 | 4 | 0.5 | 1 | 0.1 |
| DISMISSED BY COURT | 10 | 1.4 | 8 | 1.1 | 10 | 1.3 | 21 | 2.6 |
| DISMISSED BY D.A. RULE 48(a) | 203 | 27.6 | 209 | 29.6 | 150 | 19.7 | 160 | 20.1 |
| FILED CASE | 10 | 1.4 | 29 | 4.1 | 26 | 3.4 | 30 | 3.8 |
| JUVENILE APPEAL DISPOSITIONS | 0 | 0.0 | 0 | 0.0 | 0 | 0.0 | 0 | 0.0 |
| NOT GUILTY, REASON OF INSANITY | 0 | 0.0 | 0 | 0.0 | 2 | 0.3 | 0 | 0.0 |
| PROBATION REVOKED | 10 | 1.4 | 18 | 2.5 | 39 | 5.1 | 55 | 6.9 |
| CONVICTED-PLEA | 428 | 58.2 | 365 | 51.6 | 444 | 58.3 | 450 | 56.4 |
| CONVICTED-JURY TRIAL | 28 | 3.8 | 21 | 3.0 | 21 | 2.8 | 19 | 2.4 |
| CONVICTED-JURY WAIVED TRIAL | 9 | 1.2 | 2 | 0.3 | 5 | 0.7 | 5 | 0.6 |
| ACQUITTED-JURY TRIAL | 7 | 1.0 | 9 | 1.3 | 9 | 1.2 | 13 | 1.6 |
| ACQUITTED-JURY WAIVED TRIAL | 3 | 0.4 | 0 | 0.0 | 1 | 0.1 | 1 | 0.1 |
| MISTRIAL | 1 | 0.1 | 2 | 0.3 | 2 | 0.3 | 1 | 0.1 |
| OTHER | 23 | 3.1 | 34 | 4.8 | 35 | 4.6 | 40 | 5.0 |
| TOTAL | 735 | 100.0 | 707 | 100.0 | 761 | 100.0 | 798 | 100.0 |

AROOSTOOK

| | | | | | | | | |
|--------------------------------|-----|-------|-----|-------|-----|-------|-----|-------|
| DISTRICT COURT BAIL REVISED | 10 | 1.5 | 13 | 2.7 | 15 | 3.7 | 8 | 2.2 |
| DISTRICT COURT BAIL AFFIRMED | 5 | 0.8 | 3 | 0.6 | 4 | 1.0 | 5 | 1.3 |
| DISMISSED BY COURT | 11 | 1.7 | 19 | 3.9 | 10 | 2.5 | 20 | 5.4 |
| DISMISSED BY D.A. RULE 48(a) | 203 | 31.0 | 114 | 23.4 | 112 | 27.7 | 66 | 17.7 |
| FILED CASE | 19 | 2.9 | 14 | 2.9 | 8 | 2.0 | 15 | 4.0 |
| JUVENILE APPEAL DISPOSITIONS | 0 | 0.0 | 0 | 0.0 | 0 | 0.0 | 0 | 0.0 |
| NOT GUILTY, REASON OF INSANITY | 0 | 0.0 | 0 | 0.0 | 0 | 0.0 | 0 | 0.0 |
| PROBATION REVOKED | 6 | 0.9 | 15 | 3.1 | 9 | 2.2 | 10 | 2.7 |
| CONVICTED-PLEA | 323 | 49.3 | 232 | 47.5 | 193 | 47.7 | 188 | 50.5 |
| CONVICTED-JURY TRIAL | 19 | 2.9 | 29 | 5.9 | 23 | 5.7 | 32 | 8.6 |
| CONVICTED-JURY WAIVED TRIAL | 7 | 1.1 | 9 | 1.8 | 10 | 2.5 | 7 | 1.9 |
| ACQUITTED-JURY TRIAL | 9 | 1.4 | 18 | 3.7 | 11 | 2.7 | 9 | 2.4 |
| ACQUITTED-JURY WAIVED TRIAL | 0 | 0.0 | 1 | 0.2 | 2 | 0.5 | 0 | 0.0 |
| MISTRIAL | 1 | 0.2 | 0 | 0.0 | 0 | 0.0 | 1 | 0.3 |
| OTHER | 42 | 6.4 | 21 | 4.3 | 8 | 2.0 | 11 | 3.0 |
| TOTAL | 655 | 100.0 | 488 | 100.0 | 405 | 100.0 | 372 | 100.0 |

* - Includes the disposition of cases filed and refiled.

- Cases counted by defendant.

- Percentages may not total 100.0 due to rounding.

- Types of dispositions are defined on Page 151 of this report.

SUPERIOR COURT - CRIMINAL DISPOSITIONS BY TYPE OF DISPOSITION*

TABLE SC-30

(con't.)

| TYPE OF DISPOSITION | 1983 | 1983 | 1984 | 1984 | 1985 | 1985 | 1986 | 1986 |
|--------------------------------|-----------------|---------------------------|-----------------|---------------------------|-----------------|---------------------------|-----------------|---------------------------|
| | # DIS- POSED | % OF DISPO- SITIONS | # DIS- POSED | % OF DISPO- SITIONS | # DIS- POSED | % OF DISPO- SITIONS | # DIS- POSED | % OF DISPO- SITIONS |
| CUMBERLAND | | | | | | | | |
| DISTRICT COURT BAIL REVISED | 26 | 1.3 | 50 | 2.7 | 62 | 3.2 | 74 | 3.3 |
| DISTRICT COURT BAIL AFFIRMED | 7 | 0.3 | 14 | 0.7 | 12 | 0.6 | 16 | 0.7 |
| DISMISSED BY COURT | 7 | 0.3 | 19 | 1.0 | 18 | 0.9 | 33 | 1.5 |
| DISMISSED BY D.A. RULE 48(a) | 799 | 39.1 | 609 | 32.6 | 618 | 31.7 | 749 | 33.3 |
| FILED CASE | 2 | 0.1 | 3 | 0.2 | 3 | 0.2 | 5 | 0.2 |
| JUVENILE APPEAL DISPOSITIONS | 0 | 0.0 | 1 | 0.1 | 0 | 0.0 | 0 | 0.0 |
| NOT GUILTY, REASON OF INSANITY | 0 | 0.0 | 0 | 0.0 | 2 | 0.1 | 0 | 0.0 |
| PROBATION REVOKED | 30 | 1.5 | 21 | 1.1 | 59 | 3.0 | 92 | 4.1 |
| CONVICTED-PLEA | 1,016 | 49.7 | 1,011 | 54.1 | 1,031 | 52.8 | 1,153 | 51.3 |
| CONVICTED-JURY TRIAL | 40 | 2.0 | 28 | 1.5 | 38 | 1.9 | 24 | 1.1 |
| CONVICTED-JURY WAIVED TRIAL | 16 | 0.8 | 13 | 0.7 | 19 | 1.0 | 18 | 0.8 |
| ACQUITTED-JURY TRIAL | 19 | 0.9 | 22 | 1.2 | 20 | 1.0 | 24 | 1.1 |
| ACQUITTED-JURY WAIVED TRIAL | 2 | 0.1 | 7 | 0.4 | 3 | 0.2 | 3 | 0.1 |
| MISTRIAL | 1 | 0.0 | 0 | 0.0 | 2 | 0.1 | 1 | 0.0 |
| OTHER | 78 | 3.8 | 71 | 3.8 | 65 | 3.3 | 56 | 2.5 |
| TOTAL | 2,043 | 100.0 | 1,869 | 100.0 | 1,952 | 100.0 | 2,248 | 100.0 |
| FRANKLIN | | | | | | | | |
| DISTRICT COURT BAIL REVISED | 17 | 3.7 | 5 | 1.3 | 6 | 1.1 | 14 | 2.4 |
| DISTRICT COURT BAIL AFFIRMED | 0 | 0.0 | 0 | 0.0 | 1 | 0.2 | 0 | 0.0 |
| DISMISSED BY COURT | 10 | 2.2 | 5 | 1.3 | 5 | 0.9 | 6 | 1.0 |
| DISMISSED BY D.A. RULE 48(a) | 145 | 31.7 | 108 | 28.1 | 187 | 35.5 | 160 | 27.6 |
| FILED CASE | 30 | 6.6 | 38 | 9.9 | 31 | 5.9 | 40 | 6.9 |
| JUVENILE APPEAL DISPOSITIONS | 0 | 0.0 | 2 | 0.5 | 0 | 0.0 | 0 | 0.0 |
| NOT GUILTY, REASON OF INSANITY | 0 | 0.0 | 0 | 0.0 | 0 | 0.0 | 0 | 0.0 |
| PROBATION REVOKED | 0 | 0.0 | 3 | 0.8 | 0 | 0.0 | 3 | 0.5 |
| CONVICTED-PLEA | 217 | 47.5 | 197 | 51.2 | 251 | 47.6 | 326 | 56.2 |
| CONVICTED-JURY TRIAL | 7 | 1.5 | 8 | 2.1 | 15 | 2.8 | 7 | 1.2 |
| CONVICTED-JURY WAIVED TRIAL | 4 | 0.9 | 0 | 0.0 | 2 | 0.4 | 2 | 0.3 |
| ACQUITTED-JURY TRIAL | 4 | 0.9 | 9 | 2.3 | 3 | 0.6 | 6 | 1.0 |
| ACQUITTED-JURY WAIVED TRIAL | 4 | 0.9 | 2 | 0.5 | 3 | 0.6 | 0 | 0.0 |
| MISTRIAL | 2 | 0.4 | 1 | 0.3 | 3 | 0.6 | 2 | 0.3 |
| OTHER | 17 | 3.7 | 7 | 1.8 | 20 | 3.8 | 14 | 2.4 |
| TOTAL | 457 | 100.0 | 385 | 100.0 | 527 | 100.0 | 580 | 100.0 |

* - Includes the disposition of cases filed and refiled.

- Cases counted by defendant.

- Percentages may not total 100.0 due to rounding

- Types of dispositions are defined on Page 151 of this report.

SUPERIOR COURT - CRIMINAL DISPOSITIONS BY TYPE OF DISPOSITION*

TABLE SC-30
(con't.)

| TYPE OF DISPOSITION | 1983 | 1983 | 1984 | 1984 | 1985 | 1985 | 1986 | 1986 |
|--------------------------------|-----------------|---------------------------|-----------------|---------------------------|-----------------|---------------------------|-----------------|---------------------------|
| | # DIS- POSED | % OF DISPO- SITIONS | # DIS- POSED | % OF DISPO- SITIONS | # DIS- POSED | % OF DISPO- SITIONS | # DIS- POSED | % OF DISPO- SITIONS |
| HANCOCK | | | | | | | | |
| DISTRICT COURT BAIL REVISED | 0 | 0.0 | 0 | 0.0 | 0 | 0.0 | 2 | 0.7 |
| DISTRICT COURT BAIL AFFIRMED | 0 | 0.0 | 1 | 0.5 | 0 | 0.0 | 1 | 0.3 |
| DISMISSED BY COURT | 4 | 1.4 | 3 | 1.6 | 0 | 0.0 | 0 | 0.0 |
| DISMISSED BY D.A RULE 48(a) | 82 | 28.9 | 51 | 26.4 | 92 | 30.4 | 97 | 32.4 |
| FILED CASE | 6 | 2.1 | 11 | 5.7 | 2 | 0.7 | 1 | 0.3 |
| JUVENILE APPEAL DISPOSITIONS | 1 | 0.4 | 0 | 0.0 | 0 | 0.0 | 0 | 0.0 |
| NOT GUILTY, REASON OF INSANITY | 0 | 0.0 | 0 | 0.0 | 0 | 0.0 | 0 | 0.0 |
| PROBATION REVOKED | 2 | 0.7 | 5 | 2.6 | 8 | 2.6 | 5 | 1.7 |
| CONVICTED-PLEA | 157 | 55.3 | 88 | 45.6 | 157 | 51.8 | 160 | 53.5 |
| CONVICTED-JURY TRIAL | 9 | 3.2 | 14 | 7.3 | 16 | 5.3 | 6 | 2.0 |
| CONVICTED-JURY WAIVED TRIAL | 4 | 1.4 | 2 | 1.0 | 6 | 2.0 | 7 | 2.3 |
| ACQUITTED-JURY TRIAL | 7 | 2.5 | 0 | 0.0 | 5 | 1.7 | 6 | 2.0 |
| ACQUITTED-JURY WAIVED TRIAL | 2 | 0.7 | 1 | 0.5 | 2 | 0.7 | 1 | 0.3 |
| MISTRIAL | 0 | 0.0 | 2 | 1.0 | 0 | 0.0 | 0 | 0.0 |
| OTHER | 10 | 3.5 | 15 | 7.8 | 15 | 5.0 | 13 | 4.3 |
| TOTAL | 284 | 100.0 | 193 | 100.0 | 303 | 100.0 | 299 | 100.0 |
| KENNEBEC | | | | | | | | |
| DISTRICT COURT BAIL REVISED | 19 | 2.0 | 16 | 1.9 | 30 | 3.7 | 28 | 3.6 |
| DISTRICT COURT BAIL AFFIRMED | 14 | 1.5 | 10 | 1.2 | 11 | 1.3 | 13 | 1.6 |
| DISMISSED BY COURT | 98 | 10.2 | 4 | 0.5 | 7 | 0.9 | 7 | 0.9 |
| DISMISSED BY D.A RULE 48(a) | 156 | 16.2 | 151 | 17.9 | 132 | 16.2 | 121 | 15.4 |
| FILED CASE | 26 | 2.7 | 18 | 2.1 | 9 | 1.1 | 17 | 2.2 |
| JUVENILE APPEAL DISPOSITIONS | 1 | 0.1 | 1 | 0.1 | 3 | 0.4 | 0 | 0.0 |
| NOT GUILTY, REASON OF INSANITY | 1 | 0.1 | 13 | 1.5 | 2 | 0.2 | 2 | 0.3 |
| PROBATION REVOKED | 22 | 2.3 | 20 | 2.4 | 33 | 4.0 | 44 | 5.6 |
| CONVICTED-PLEA | 504 | 52.3 | 492 | 58.4 | 489 | 59.9 | 423 | 53.7 |
| CONVICTED-JURY TRIAL | 31 | 3.2 | 30 | 3.6 | 19 | 2.3 | 40 | 5.1 |
| CONVICTED-JURY WAIVED TRIAL | 10 | 1.0 | 16 | 1.9 | 13 | 1.6 | 6 | 0.8 |
| ACQUITTED-JURY TRIAL | 16 | 1.7 | 9 | 1.1 | 15 | 1.8 | 17 | 2.2 |
| ACQUITTED-JURY WAIVED TRIAL | 4 | 0.4 | 5 | 0.6 | 3 | 0.4 | 5 | 0.6 |
| MISTRIAL | 2 | 0.2 | 3 | 0.4 | 1 | 0.1 | 2 | 0.3 |
| OTHER | 60 | 6.2 | 55 | 6.5 | 50 | 6.1 | 63 | 8.0 |
| TOTAL | 964 | 100.0 | 843 | 100.0 | 817 | 100.0 | 788 | 100.0 |

- * - Includes the disposition of cases filed and refilled.
- Cases counted by defendant.
- Percentages may not total 100.0 due to rounding.
- Types of dispositions are defined on Page 151 of this report.

SUPERIOR COURT - CRIMINAL DISPOSITIONS BY TYPE OF DISPOSITION*

TABLE SC-30
(con't.)

| TYPE OF DISPOSITION | 1983 | 1983 | 1984 | 1984 | 1985 | 1985 | 1986 | 1986 |
|--------------------------------|-----------------|---------------------------|-----------------|---------------------------|-----------------|---------------------------|-----------------|---------------------------|
| | # DIS- POSED | % OF DISPO- SITIONS | # DIS- POSED | % OF DISPO- SITIONS | # DIS- POSED | % OF DISPO- SITIONS | # DIS- POSED | % OF DISPO- SITIONS |
| KNOX | | | | | | | | |
| DISTRICT COURT BAIL REVISED | 4 | 1.0 | 3 | 0.6 | 5 | 0.8 | 0 | 0.0 |
| DISTRICT COURT BAIL AFFIRMED | 1 | 0.3 | 1 | 0.2 | 2 | 0.3 | 1 | 0.2 |
| DISMISSED BY COURT | 26 | 6.7 | 14 | 2.7 | 8 | 1.3 | 17 | 3.0 |
| DISMISSED BY D.A RULE 48(a) | 75 | 19.4 | 121 | 23.6 | 138 | 23.2 | 123 | 21.4 |
| FILED CASE | 1 | 0.3 | 1 | 0.2 | 0 | 0.0 | 0 | 0.0 |
| JUVENILE APPEAL DISPOSITIONS | 0 | 0.0 | 0 | 0.0 | 1 | 0.2 | 0 | 0.0 |
| NOT GUILTY, REASON OF INSANITY | 0 | 0.0 | 0 | 0.0 | 0 | 0.0 | 0 | 0.0 |
| PROBATION REVOKED | 0 | 0.0 | 11 | 2.1 | 8 | 1.3 | 6 | 1.0 |
| CONVICTED-PLEA | 243 | 63.0 | 332 | 64.7 | 406 | 68.2 | 387 | 67.4 |
| CONVICTED-JURY TRIAL | 10 | 2.6 | 3 | 0.6 | 10 | 1.7 | 8 | 1.4 |
| CONVICTED-JURY WAIVED TRIAL | 7 | 1.8 | 4 | 0.8 | 3 | 0.5 | 7 | 1.2 |
| ACQUITTED-JURY TRIAL | 3 | 0.8 | 1 | 0.2 | 2 | 0.3 | 4 | 0.7 |
| ACQUITTED-JURY WAIVED TRIAL | 2 | 0.5 | 2 | 0.4 | 0 | 0.0 | 2 | 0.3 |
| MISTRIAL | 0 | 0.0 | 2 | 0.4 | 0 | 0.0 | 1 | 0.2 |
| OTHER | 14 | 3.6 | 18 | 3.5 | 12 | 2.0 | 18 | 3.1 |
| TOTAL | 386 | 100.0 | 513 | 100.0 | 595 | 100.0 | 574 | 100.0 |
| LINCOLN | | | | | | | | |
| DISTRICT COURT BAIL REVISED | 0 | 0.0 | 0 | 0.0 | 4 | 1.0 | 2 | 0.3 |
| DISTRICT COURT BAIL AFFIRMED | 1 | 0.4 | 2 | 0.6 | 1 | 0.3 | 2 | 0.3 |
| DISMISSED BY COURT | 0 | 0.0 | 8 | 2.3 | 7 | 1.8 | 9 | 1.5 |
| DISMISSED BY D.A RULE 48(a) | 54 | 22.6 | 126 | 36.2 | 105 | 27.4 | 167 | 28.2 |
| FILED CASE | 0 | 0.0 | 0 | 0.0 | 0 | 0.0 | 0 | 0.0 |
| JUVENILE APPEAL DISPOSITIONS | 0 | 0.0 | 0 | 0.0 | 1 | 0.3 | 0 | 0.0 |
| NOT GUILTY, REASON OF INSANITY | 0 | 0.0 | 0 | 0.0 | 0 | 0.0 | 0 | 0.0 |
| PROBATION REVOKED | 1 | 0.4 | 0 | 0.0 | 0 | 0.0 | 5 | 0.8 |
| CONVICTED-PLEA | 162 | 67.8 | 186 | 53.4 | 201 | 52.5 | 357 | 60.3 |
| CONVICTED-JURY TRIAL | 6 | 2.5 | 4 | 1.1 | 12 | 3.1 | 12 | 2.0 |
| CONVICTED-JURY WAIVED TRIAL | 1 | 0.4 | 5 | 1.4 | 9 | 2.3 | 13 | 2.2 |
| ACQUITTED-JURY TRIAL | 2 | 0.8 | 10 | 2.9 | 9 | 2.3 | 11 | 1.9 |
| ACQUITTED-JURY WAIVED TRIAL | 0 | 0.0 | 2 | 0.6 | 8 | 2.1 | 1 | 0.2 |
| MISTRIAL | 0 | 0.0 | 0 | 0.0 | 0 | 0.0 | 0 | 0.0 |
| OTHER | 12 | 5.0 | 5 | 1.4 | 26 | 6.8 | 13 | 2.2 |
| TOTAL | 239 | 100.0 | 348 | 100.0 | 383 | 100.0 | 592 | 100.0 |

*-Includes the disposition of cases filed and refiled.

- Cases counted by defendant.

- Percentages may not total 100.0 due to rounding.

- Types of dispositions are defined on Page 151 of this report.

SUPERIOR COURT - CRIMINAL DISPOSITIONS BY TYPE OF DISPOSITION*

TABLE SC-30
(con't.)

| TYPE OF DISPOSITION | 1983 # DIS- POSED | 1983 % OF DISPO- SITIONS | 1984 # DIS- POSED | 1984 % OF DISPO- SITIONS | 1985 # DIS- POSED | 1985 % OF DISPO- SITIONS | 1986 # DIS- POSED | 1986 % OF DISPO- SITIONS |
|--------------------------------|-------------------------|-----------------------------------|-------------------------|-----------------------------------|-------------------------|-----------------------------------|-------------------------|-----------------------------------|
| OXFORD | | | | | | | | |
| | 4 | 1.2 | 10 | 2.8 | 11 | 2.6 | 6 | 1.1 |
| DISTRICT COURT BAIL AFFIRMED | 1 | 0.3 | 0 | 0.0 | 1 | 0.2 | 2 | 0.4 |
| DISMISSED BY COURT | 20 | 5.9 | 16 | 4.5 | 16 | 3.8 | 22 | 4.1 |
| DISMISSED BY D.A RULE 48(a) | 77 | 22.6 | 81 | 22.8 | 126 | 29.7 | 165 | 30.8 |
| FILED CASE | 7 | 2.1 | 10 | 2.8 | 10 | 2.4 | 23 | 4.3 |
| JUVENILE APPEAL DISPOSITIONS | 0 | 0.0 | 0 | 0.0 | 0 | 0.0 | 0 | 0.0 |
| NOT GUILTY, REASON OF INSANITY | 0 | 0.0 | 0 | 0.0 | 0 | 0.0 | 0 | 0.0 |
| PROBATION REVOKED | 8 | 2.4 | 5 | 1.4 | 10 | 2.4 | 21 | 3.9 |
| CONVICTED-PLEA | 169 | 49.7 | 178 | 50.1 | 203 | 47.9 | 233 | 43.6 |
| CONVICTED-JURY TRIAL | 21 | 6.2 | 19 | 5.4 | 12 | 2.8 | 13 | 2.4 |
| CONVICTED-JURY WAIVED TRIAL | 12 | 3.5 | 11 | 3.1 | 2 | 0.5 | 17 | 3.2 |
| ACQUITTED-JURY TRIAL | 10 | 2.9 | 8 | 2.3 | 13 | 3.1 | 14 | 2.6 |
| ACQUITTED-JURY WAIVED TRIAL | 2 | 0.6 | 1 | 0.3 | 4 | 0.9 | 3 | 0.6 |
| MISTRIAL | 0 | 0.0 | 0 | 0.0 | 1 | 0.2 | 1 | 0.2 |
| OTHER | 9 | 2.6 | 16 | 4.5 | 15 | 3.5 | 15 | 2.8 |
| TOTAL | 340 | 100.0 | 355 | 100.0 | 424 | 100.0 | 535 | 100.0 |
| PENOBSCOT | | | | | | | | |
| DISTRICT COURT BAIL REVISED | 2 | 0.3 | 1 | 0.1 | 16 | 2.2 | 20 | 2.2 |
| DISTRICT COURT BAIL AFFIRMED | 3 | 0.4 | 6 | 0.7 | 5 | 0.7 | 2 | 0.2 |
| DISMISSED BY COURT | 14 | 1.8 | 18 | 2.1 | 8 | 1.1 | 13 | 1.4 |
| DISMISSED BY D.A RULE 48(a) | 215 | 28.3 | 175 | 20.8 | 172 | 23.9 | 196 | 21.3 |
| FILED CASE | 1 | 0.1 | 0 | 0.0 | 0 | 0.0 | 0 | 0.0 |
| JUVENILE APPEAL DISPOSITIONS | 1 | 0.1 | 4 | 0.5 | 0 | 0.0 | 0 | 0.0 |
| NOT GUILTY, REASON OF INSANITY | 0 | 0.0 | 0 | 0.0 | 0 | 0.0 | 0 | 0.0 |
| PROBATION REVOKED | 12 | 1.6 | 13 | 1.5 | 25 | 3.5 | 23 | 2.5 |
| CONVICTED-PLEA | 373 | 49.1 | 510 | 60.6 | 374 | 52.0 | 500 | 54.3 |
| CONVICTED-JURY TRIAL | 49 | 6.5 | 44 | 5.2 | 46 | 6.4 | 59 | 6.4 |
| CONVICTED-JURY WAIVED TRIAL | 12 | 1.6 | 10 | 1.2 | 11 | 1.5 | 15 | 1.6 |
| ACQUITTED-JURY TRIAL | 10 | 1.3 | 16 | 1.9 | 13 | 1.8 | 17 | 1.8 |
| ACQUITTED-JURY WAIVED TRIAL | 3 | 0.4 | 4 | 0.5 | 7 | 1.0 | 10 | 1.1 |
| MISTRIAL | 2 | 0.3 | 2 | 0.2 | 3 | 0.4 | 4 | 0.4 |
| OTHER | 62 | 8.2 | 38 | 4.5 | 39 | 5.4 | 61 | 6.6 |
| TOTAL | 759 | 100.0 | 841 | 100.0 | 719 | 100.0 | 920 | 100.0 |

- * - Includes the disposition of cases filed and refilled.
- Cases counted by defendant.
- Percentages may not total 100.0 due to rounding.
- Types of dispositions are defined on Page 151 of this report.

SUPERIOR COURT - CRIMINAL DISPOSITIONS BY TYPE OF DISPOSITION*

TABLE SC-30
(con't.)

| TYPE OF DISPOSITION | 1983 | 1983 | 1984 | 1984 | 1985 | 1985 | 1986 | 1986 |
|--------------------------------|-----------------|---------------------------|-----------------|---------------------------|-----------------|---------------------------|-----------------|---------------------------|
| | # DIS- POSED | % OF DISPO- SITIONS | # DIS- POSED | % OF DISPO- SITIONS | # DIS- POSED | % OF DISPO- SITIONS | # DIS- POSED | % OF DISPO- SITIONS |
| PISCATAQUIS | | | | | | | | |
| DISTRICT COURT BAIL REVISED | 0 | 0.0 | 0 | 0.0 | 0 | 0.0 | 0 | 0.0 |
| DISTRICT COURT BAIL AFFIRMED | 0 | 0.0 | 0 | 0.0 | 0 | 0.0 | 0 | 0.0 |
| DISMISSED BY COURT | 0 | 0.0 | 1 | 1.1 | 4 | 2.3 | 2 | 1.5 |
| DISMISSED BY D.A RULE 48(a) | 59 | 52.7 | 40 | 42.1 | 62 | 35.4 | 35 | 26.5 |
| FILED CASE | 0 | 0.0 | 0 | 0.0 | 0 | 0.0 | 0 | 0.0 |
| JUVENILE APPEAL DISPOSITIONS | 0 | 0.0 | 0 | 0.0 | 0 | 0.0 | 0 | 0.0 |
| NOT GUILTY, REASON OF INSANITY | 0 | 0.0 | 0 | 0.0 | 0 | 0.0 | 0 | 0.0 |
| PROBATION REVOKED | 0 | 0.0 | 2 | 2.1 | 1 | 0.6 | 0 | 0.0 |
| CONVICTED-PLEA | 41 | 36.6 | 46 | 48.4 | 75 | 42.9 | 77 | 58.3 |
| CONVICTED-JURY TRIAL | 1 | 0.9 | 0 | 0.0 | 15 | 8.6 | 8 | 6.1 |
| CONVICTED-JURY WAIVED TRIAL | 6 | 5.4 | 0 | 0.0 | 4 | 2.3 | 2 | 1.5 |
| ACQUITTED-JURY TRIAL | 1 | 0.9 | 0 | 0.0 | 3 | 1.7 | 3 | 2.3 |
| ACQUITTED-JURY WAIVED TRIAL | 0 | 0.0 | 0 | 0.0 | 1 | 0.6 | 0 | 0.0 |
| MISTRIAL | 0 | 0.0 | 1 | 1.1 | 2 | 1.1 | 0 | 0.0 |
| OTHER | 4 | 3.6 | 5 | 5.3 | 8 | 4.6 | 5 | 3.8 |
| TOTAL | 112 | 100.0 | 95 | 100.0 | 175 | 100.0 | 132 | 100.0 |

SAGADAHOC

| | | | | | | | | |
|--------------------------------|------------|--------------|------------|--------------|------------|--------------|------------|--------------|
| DISTRICT COURT BAIL REVISED | 1 | 0.5 | 3 | 0.8 | 4 | 1.1 | 6 | 1.3 |
| DISTRICT COURT BAIL AFFIRMED | 0 | 0.0 | 1 | 0.3 | 1 | 0.3 | 0 | 0.0 |
| DISMISSED BY COURT | 0 | 0.0 | 13 | 3.4 | 6 | 1.7 | 2 | 0.4 |
| DISMISSED BY D.A RULE 48(a) | 71 | 35.5 | 122 | 32.4 | 84 | 23.6 | 60 | 12.8 |
| FILED CASE | 0 | 0.0 | 0 | 0.0 | 0 | 0.0 | 0 | 0.0 |
| JUVENILE APPEAL DISPOSITIONS | 0 | 0.0 | 0 | 0.0 | 0 | 0.0 | 0 | 0.0 |
| NOT GUILTY, REASON OF INSANITY | 0 | 0.0 | 0 | 0.0 | 1 | 0.3 | 0 | 0.0 |
| PROBATION REVOKED | 0 | 0.0 | 0 | 0.0 | 0 | 0.0 | 5 | 1.1 |
| CONVICTED-PLEA | 100 | 50.0 | 195 | 51.7 | 179 | 50.3 | 144 | 30.8 |
| CONVICTED-JURY TRIAL | 7 | 3.5 | 9 | 2.4 | 17 | 4.8 | 8 | 1.7 |
| CONVICTED-JURY WAIVED TRIAL | 5 | 2.5 | 12 | 3.2 | 12 | 3.4 | 4 | 0.9 |
| ACQUITTED-JURY TRIAL | 2 | 1.0 | 6 | 1.6 | 2 | 0.6 | 4 | 0.9 |
| ACQUITTED-JURY WAIVED TRIAL | 5 | 2.5 | 4 | 1.1 | 6 | 1.7 | 1 | 0.2 |
| MISTRIAL | 4 | 2.0 | 1 | 0.3 | 0 | 0.0 | 0 | 0.0 |
| OTHER | 5 | 2.5 | 11 | 2.9 | 44 | 12.4 | 234 | 50.0 |
| TOTAL | 200 | 100.0 | 377 | 100.0 | 356 | 100.0 | 468 | 100.0 |

* - Includes the disposition of cases filed and refiled

- Cases counted by defendant.

- Percentages may not total 100.0 due to rounding.

- Types of dispositions are defined on Page 151 of this report.

- Approximately 200 of Sagadahoc's 468 criminal dispositions in 1986 were disposed via venue change to Lincoln.

SUPERIOR COURT - CRIMINAL DISPOSITIONS BY TYPE OF DISPOSITION*

TABLE SC-30
(con't.)

| TYPE OF DISPOSITION | 1983 | 1983 | 1984 | 1984 | 1985 | 1985 | 1986 | 1986 |
|--------------------------------|-----------------|---------------------------|-----------------|---------------------------|-----------------|---------------------------|-----------------|---------------------------|
| | # DIS- POSED | % OF DISPO- SITIONS | # DIS- POSED | % OF DISPO- SITIONS | # DIS- POSED | % OF DISPO- SITIONS | # DIS- POSED | % OF DISPO- SITIONS |
| SOMERSET | | | | | | | | |
| DISTRICT COURT BAIL REVISED | 30 | 3.5 | 31 | 4.2 | 15 | 2.0 | 25 | 3.5 |
| DISTRICT COURT BAIL AFFIRMED | 2 | 0.2 | 1 | 0.1 | 5 | 0.7 | 4 | 0.6 |
| DISMISSED BY COURT | 1 | 0.1 | 5 | 0.7 | 6 | 0.8 | 5 | 0.7 |
| DISMISSED BY D.A RULE 48(a) | 191 | 22.1 | 166 | 22.3 | 124 | 16.3 | 118 | 16.5 |
| FILED CASE | 29 | 3.4 | 27 | 3.6 | 23 | 3.0 | 8 | 1.1 |
| JUVENILE APPEAL DISPOSITIONS | 0 | 0.0 | 0 | 0.0 | 0 | 0.0 | 0 | 0.0 |
| NOT GUILTY, REASON OF INSANITY | 0 | 0.0 | 0 | 0.0 | 0 | 0.0 | 0 | 0.0 |
| PROBATION REVOKED | 14 | 1.6 | 12 | 1.6 | 12 | 1.6 | 18 | 2.5 |
| CONVICTED-PLEA | 516 | 59.8 | 416 | 55.8 | 498 | 65.3 | 445 | 62.2 |
| CONVICTED-JURY TRIAL | 13 | 1.5 | 10 | 1.3 | 22 | 2.9 | 17 | 2.4 |
| CONVICTED-JURY WAIVED TRIAL | 16 | 1.9 | 16 | 2.1 | 15 | 2.0 | 9 | 1.3 |
| ACQUITTED-JURY TRIAL | 7 | 0.8 | 8 | 1.1 | 10 | 1.3 | 8 | 1.1 |
| ACQUITTED-JURY WAIVED TRIAL | 8 | 0.9 | 6 | 0.8 | 10 | 1.3 | 5 | 0.7 |
| MISTRIAL | 6 | 0.7 | 0 | 0.0 | 1 | 0.1 | 0 | 0.0 |
| OTHER | 30 | 3.5 | 48 | 6.4 | 22 | 2.9 | 53 | 7.4 |
| TOTAL | 863 | 100.0 | 746 | 100.0 | 763 | 100.0 | 715 | 100.0 |
| WALDO | | | | | | | | |
| DISTRICT COURT BAIL REVISED | 0 | 0.0 | 0 | 0.0 | 2 | 1.0 | 4 | 1.2 |
| DISTRICT COURT BAIL AFFIRMED | 0 | 0.0 | 0 | 0.0 | 1 | 0.5 | 1 | 0.3 |
| DISMISSED BY COURT | 5 | 2.3 | 5 | 1.6 | 1 | 0.5 | 0 | 0.0 |
| DISMISSED BY D.A RULE 48(a) | 62 | 28.8 | 78 | 25.2 | 54 | 27.6 | 85 | 25.5 |
| FILED CASE | 0 | 0.0 | 0 | 0.0 | 0 | 0.0 | 0 | 0.0 |
| JUVENILE APPEAL DISPOSITIONS | 2 | 0.9 | 0 | 0.0 | 0 | 0.0 | 0 | 0.0 |
| NOT GUILTY, REASON OF INSANITY | 1 | 0.5 | 0 | 0.0 | 0 | 0.0 | 0 | 0.0 |
| PROBATION REVOKED | 1 | 0.5 | 1 | 0.3 | 3 | 1.5 | 14 | 4.2 |
| CONVICTED-PLEA | 101 | 47.0 | 176 | 57.0 | 110 | 56.1 | 194 | 58.3 |
| CONVICTED-JURY TRIAL | 18 | 8.4 | 17 | 5.5 | 10 | 5.1 | 13 | 3.9 |
| CONVICTED-JURY WAIVED TRIAL | 6 | 2.8 | 9 | 2.9 | 4 | 2.0 | 6 | 1.8 |
| ACQUITTED-JURY TRIAL | 4 | 1.9 | 9 | 2.9 | 4 | 2.0 | 2 | 0.6 |
| ACQUITTED-JURY WAIVED TRIAL | 2 | 0.9 | 2 | 0.6 | 1 | 0.5 | 2 | 0.6 |
| MISTRIAL | 2 | 0.9 | 1 | 0.3 | 1 | 0.5 | 1 | 0.3 |
| OTHER | 11 | 5.1 | 11 | 3.6 | 5 | 2.6 | 11 | 3.3 |
| TOTAL | 215 | 100.0 | 309 | 100.0 | 196 | 100.0 | 333 | 100.0 |

- * - Includes the disposition of cases filed and refiled.
- Cases counted by defendant.
- Percentages may not total 100.0 due to rounding.
- Types of dispositions are defined on Page 151 of this report.

SUPERIOR COURT - CRIMINAL DISPOSITIONS BY TYPE OF DISPOSITION*

TABLE SC-30

(con't.)

| TYPE OF DISPOSITION | 1983 | 1983 | 1984 | 1984 | 1985 | 1985 | 1986 | 1986 |
|--------------------------------|-----------------|---------------------------|-----------------|---------------------------|-----------------|---------------------------|-----------------|---------------------------|
| | # DIS- POSED | % OF DISPO- SITIONS | # DIS- POSED | % OF DISPO- SITIONS | # DIS- POSED | % OF DISPO- SITIONS | # DIS- POSED | % OF DISPO- SITIONS |
| WASHINGTON | | | | | | | | |
| DISTRICT COURT BAIL REVISED | 0 | 0.0 | 0 | 0.0 | 0 | 0.0 | 0 | 0.0 |
| DISTRICT COURT BAIL AFFIRMED | 0 | 0.0 | 0 | 0.0 | 0 | 0.0 | 1 | 0.5 |
| DISMISSED BY COURT | 5 | 1.6 | 6 | 2.2 | 11 | 3.7 | 10 | 4.7 |
| DISMISSED BY D.A. RULE 48(a) | 96 | 30.1 | 54 | 19.8 | 76 | 25.6 | 49 | 22.9 |
| FILED CASE | 3 | 0.9 | 10 | 3.7 | 2 | 0.7 | 1 | 0.5 |
| JUVENILE APPEAL DISPOSITIONS | 0 | 0.0 | 4 | 1.5 | 0 | 0.0 | 3 | 1.4 |
| NOT GUILTY, REASON OF INSANITY | 0 | 0.0 | 0 | 0.0 | 0 | 0.0 | 0 | 0.0 |
| PROBATION REVOKED | 0 | 0.0 | 6 | 2.2 | 11 | 3.7 | 9 | 4.2 |
| CONVICTED-PLEA | 177 | 55.5 | 143 | 52.4 | 154 | 51.9 | 110 | 51.4 |
| CONVICTED-JURY TRIAL | 8 | 2.5 | 15 | 5.5 | 7 | 2.4 | 12 | 5.6 |
| CONVICTED-JURY WAIVED TRIAL | 2 | 0.6 | 8 | 2.9 | 5 | 1.7 | 1 | 0.5 |
| ACQUITTED-JURY TRIAL | 10 | 3.1 | 4 | 1.5 | 10 | 3.4 | 8 | 3.7 |
| ACQUITTED-JURY WAIVED TRIAL | 0 | 0.0 | 1 | 0.4 | 1 | 0.3 | 1 | 0.5 |
| MISTRIAL | 1 | 0.3 | 2 | 0.7 | 2 | 0.7 | 0 | 0.0 |
| OTHER | 17 | 5.3 | 20 | 7.3 | 18 | 6.1 | 9 | 4.2 |
| TOTAL | 319 | 100.0 | 273 | 100.0 | 297 | 100.0 | 214 | 100.0 |
| YORK | | | | | | | | |
| DISTRICT COURT BAIL REVISED | 4 | 0.4 | 5 | 0.5 | 12 | 1.2 | 19 | 1.5 |
| DISTRICT COURT BAIL AFFIRMED | 4 | 0.4 | 3 | 0.3 | 4 | 0.4 | 10 | 0.8 |
| DISMISSED BY COURT | 12 | 1.1 | 8 | 0.8 | 5 | 0.5 | 11 | 0.9 |
| DISMISSED BY D.A. RULE 48(a) | 533 | 47.6 | 421 | 41.8 | 417 | 42.4 | 562 | 43.7 |
| FILED CASE | 1 | 0.1 | 7 | 0.7 | 9 | 0.9 | 0 | 0.0 |
| JUVENILE APPEAL DISPOSITIONS | 0 | 0.0 | 0 | 0.0 | 0 | 0.0 | 0 | 0.0 |
| NOT GUILTY, REASON OF INSANITY | 1 | 0.1 | 1 | 0.1 | 0 | 0.0 | 0 | 0.0 |
| PROBATION REVOKED | 10 | 0.9 | 20 | 2.0 | 12 | 1.2 | 15 | 1.2 |
| CONVICTED-PLEA | 466 | 41.6 | 422 | 41.9 | 380 | 38.7 | 518 | 40.2 |
| CONVICTED-JURY TRIAL | 19 | 1.7 | 27 | 2.7 | 27 | 2.7 | 19 | 1.5 |
| CONVICTED-JURY WAIVED TRIAL | 8 | 0.7 | 14 | 1.4 | 10 | 1.0 | 8 | 0.6 |
| ACQUITTED-JURY TRIAL | 9 | 0.8 | 5 | 0.5 | 11 | 1.1 | 20 | 1.6 |
| ACQUITTED-JURY WAIVED TRIAL | 0 | 0.0 | 9 | 0.9 | 4 | 0.4 | 4 | 0.3 |
| MISTRIAL | 0 | 0.0 | 0 | 0.0 | 3 | 0.3 | 1 | 0.1 |
| OTHER | 53 | 4.7 | 66 | 6.5 | 89 | 9.1 | 100 | 7.8 |
| TOTAL | 1,120 | 100.0 | 1,008 | 100.0 | 983 | 100.0 | 1,287 | 100.0 |

* - Includes the disposition of cases filed and refiled.

- Cases counted by defendant.

- Percentages may not total 100.0 due to rounding.

- Types of dispositions are defined on Page 151 of this report.

SUPERIOR COURT -- CRIMINAL JURY TRIALS*

TABLE SC-31

| | 1980 | 1980 | 1981 | 1981 | 1982 | 1982 | 1983 | 1983 | 1984 | 1984 | 1985 | 1985 | 1986 | 1986 |
|--------------|--------|--------|--------|--------|--------|--------|--------|--------|--------|--------|--------|--------|--------|--------|
| | No. of | No. of | No. of | No. of | No. of | No. of | No. of | No. of | No. of | No. of | No. of | No. of | No. of | No. of |
| | Trials | Days | Trials | Days | Trials | Days | Trials | Days | Trials | Days | Trials | Days | Trials | Days |
| ANDROSCOGGIN | 55 | 67.5 | 36 | 57.5 | 34 | 61.5 | 35 | 67.0 | 33 | 49.5 | 29 | 42.5 | 40 | 73.0 |
| AROCSTOOK | 24 | 32.0 | 32 | 36.0 | 32 | 44.0 | 31 | 40.0 | 43 | 43.5 | 31 | 42.5 | 38 | 35.5 |
| CUMBERLAND | 47 | 102.5 | 52 | 126.5 | 46 | 98.0 | 59 | 135.5 | 56 | 112.5 | 89 | 169.0 | 50 | 104.0 |
| FRANKLIN | 20 | 25.5 | 21 | 32.0 | 22 | 30.5 | 15 | 22.0 | 19 | 32.5 | 26 | 34.0 | 16 | 21.5 |
| HANCOCK | 18 | 30.0 | 16 | 20.0 | 21 | 35.0 | 15 | 18.0 | 17 | 34.0 | 19 | 26.5 | 15 | 21.0 |
| KENNEBEC | 55 | 87.0 | 54 | 54.5 | 48 | 73.0 | 48 | 68.0 | 38 | 71.5 | 31 | 50.0 | 56 | 90.5 |
| KNOX | 15 | 24.0 | 13 | 33.0 | 11 | 27.0 | 12 | 14.5 | 11 | 15.0 | 12 | 25.5 | 11 | 15.5 |
| LINCOLN | 13 | 24.5 | 17 | 44.0 | 10 | 12.0 | 9 | 23.5 | 16 | 27.5 | 20 | 31.0 | 34 | 51.0 |
| OXFORD | 19 | 22.0 | 21 | 23.0 | 24 | 30.0 | 29 | 38.5 | 21 | 52.5 | 25 | 34.0 | 23 | 37.0 |
| PENOBSCOT | 57 | 87.0 | 66 | 101.0 | 79 | 124.0 | 60 | 89.0 | 58 | 91.5 | 59 | 70.5 | 67 | 120.5 |
| PISCATAQUIS | 6 | 9.0 | 3 | 5.0 | 5 | 8.5 | 2 | 2.0 | 2 | 7.0 | 13 | 15.5 | 11 | 19.5 |
| SAGadahoc | 20 | 21.0 | 12 | 18.0 | 10 | 15.0 | 7 | 16.0 | 15 | 24.0 | 19 | 26.0 | 12 | 18.0 |
| SOMERSET | 39 | 49.0 | 35 | 54.5 | 20 | 34.5 | 23 | 32.5 | 16 | 30.5 | 32 | 41.5 | 20 | 33.0 |
| WALDO | 18 | 24.5 | 12 | 16.0 | 10 | 24.5 | 20 | 25.0 | 29 | 27.0 | 18 | 26.0 | 16 | 26.5 |
| WASHINGTON | 25 | 28.5 | 26 | 41.0 | 30 | 43.0 | 26 | 25.0 | 18 | 36.0 | 24 | 30.0 | 18 | 17.0 |
| YORK | 41 | 70.5 | 38 | 54.0 | 43 | 84.5 | 29 | 59.5 | 27 | 34.0 | 42 | 66.5 | 45 | 65.0 |
| STATE TOTAL | 472 | 704.5 | 454 | 716.0 | 445 | 745.0 | 420 | 676.0 | 419 | 688.5 | 489 | 731.0 | 472 | 748.5 |

*-Includes cases filed and refiled.

-Trials counted by defendant.

SUPERIOR COURT -- CRIMINAL JURY TRIALS BY TYPE OF CASE*

TABLE SC-32

| TYPE OF CASE | 1982 | | | 1983 | | | 1984 | | | 1985 | | | 1986 | | |
|--------------------|------------------|----------------------|----------------------|------------------|----------------------|----------------------|------------------|----------------------|----------------------|------------------|----------------------|----------------------|------------------|----------------------|----------------------|
| | # OF JURY TRIALS | % OF JURY TRIAL DAYS | % OF ALL JURY TRIALS | # OF JURY TRIALS | % OF JURY TRIAL DAYS | % OF ALL JURY TRIALS | # OF JURY TRIALS | % OF JURY TRIAL DAYS | % OF ALL JURY TRIALS | # OF JURY TRIALS | % OF JURY TRIAL DAYS | % OF ALL JURY TRIALS | # OF JURY TRIALS | % OF JURY TRIAL DAYS | % OF ALL JURY TRIALS |
| BAIL REVIEW | 0 | 0.0 | 0.0 | 0 | 0.0 | 0.0 | 0 | 0.0 | 0.0 | 0 | 0.0 | | 0 | 0.0 | 0.0 |
| TRANSFER | 174 | 208.0 | 39.1 | 187 | 222.5 | 44.5 | 198 | 218.5 | 47.3 | 231 | 245.0 | 47.2 | 218 | 238.5 | 46.2 |
| APPEAL | 40 | 52.0 | 9.0 | 5 | 5.5 | 1.2 | 0 | 0.0 | 0.0 | 0 | 0.0 | 0.0 | 0 | 0.0 | 0.0 |
| BOUND OVER | 22 | 42.5 | 4.9 | 12 | 26.0 | 2.9 | 12 | 31.0 | 2.9 | 17 | 29.0 | 3.5 | 16 | 26.0 | 3.4 |
| INDICTMENT | 194 | 408.0 | 43.6 | 199 | 380.5 | 47.4 | 195 | 407.5 | 46.5 | 234 | 444.5 | 47.9 | 217 | 425.0 | 46.0 |
| INFORMATION | 6 | 14.5 | 1.3 | 4 | 9.0 | 1.0 | 7 | 10.0 | 1.7 | 0 | 0.0 | 0.0 | 1 | 3.0 | 0.2 |
| JUVENILE APPEAL | 0 | 0.0 | 0.0 | 0 | 0.0 | 0.0 | 0 | 0.0 | 0.0 | 0 | 0.0 | 0.0 | 0 | 0.0 | 0.0 |
| OTHER | 0 | 0.0 | 0.0 | 1 | 4.0 | 0.2 | 2 | 16.0 | 0.5 | 1 | 2.0 | 0.2 | 9 | 35.5 | 1.9 |
| REFIL-PROB.REVOC. | 0 | 0.0 | 0.0 | 0 | 0.0 | 0.0 | 0 | 0.0 | 0.0 | 0 | 0.0 | 0.0 | 0 | 0.0 | 0.0 |
| REFILING-NEW TRIAL | 9 | 20.0 | 2.0 | 12 | 28.5 | 2.9 | 5 | 5.5 | 1.2 | 6 | 10.5 | 1.2 | 11 | 20.5 | 2.3 |
| STATE TOTAL | 445 | 745.0 | 100.0 | 420 | 676.0 | 100.0 | 419 | 688.5 | 100.0 | 489 | 731.0 | 100.0 | 472 | 748.5 | 100.0 |

*-Includes cases filed and refilled.

-Trials counted by defendant.

-Percentages may not total 100.0 due to rounding.

-The boundovers are cases which were originally filed in the Superior Court as boundovers from the District Court but which resulted in indictments in the Superior Court. (See Table SC-25).

SUPERIOR COURT -- CRIMINAL JURY WAIVED TRIALS*

TABLE SC-33

| | 1980 | 1980 | 1981 | 1981 | 1982 | 1982 | 1983 | 1983 | 1984 | 1984 | 1985 | 1985 | 1986 | 1986 |
|--------------|------------------|----------------|------------------|----------------|------------------|----------------|------------------|----------------|------------------|----------------|------------------|----------------|------------------|----------------|
| COUNTY | No. of Trials | No. of Days | No. of Trials | No. of Days | No. of Trials | No. of Days | No. of Trials | No. of Days | No. of Trials | No. of Days | No. of Trials | No. of Days | No. of Trials | No. of Days |
| ANDROSCOGGIN | 9 | 5.5 | 5 | 3.5 | 9 | 5.0 | 8 | 5.5 | 1 | 0.5 | 7 | 5.5 | 6 | 6.5 |
| AROOSTOOK | 6 | 8.5 | 9 | 5.5 | 10 | 6.5 | 5 | 2.5 | 9 | 5.5 | 11 | 6.5 | 11 | 6 |
| CUMBERLAND | 32 | 26.5 | 20 | 19.5 | 12 | 15.0 | 13 | 15.0 | 16 | 16.5 | 24 | 22.0 | 20 | 12.5 |
| FRANKLIN | 7 | 5.0 | 12 | 6.0 | 6 | 3.5 | 7 | 4.0 | 2 | 1.0 | 4 | 2.0 | 0 | 0.0 |
| HANCOCK | 8 | 10.5 | 1 | 0.5 | 0 | 0.0 | 6 | 3.0 | 2 | 3.5 | 5 | 8.5 | 7 | 7.5 |
| KENNEBEC | 23 | 16.5 | 15 | 10.0 | 13 | 8.5 | 12 | 9.5 | 16 | 13.0 | 11 | 11.5 | 10 | 12.5 |
| KNOX | 14 | 7.5 | 8 | 5.5 | 6 | 4.0 | 6 | 6.0 | 6 | 4.0 | 3 | 1.5 | 8 | 10.5 |
| LINCOLN | 9 | 4.5 | 10 | 5.0 | 3 | 2.5 | 0 | 0.0 | 6 | 4.0 | 14 | 10.5 | 13 | 9.0 |
| OXFORD | 9 | 5.0 | 5 | 3.0 | 5 | 2.5 | 6 | 3.5 | 5 | 4.0 | 5 | 2.5 | 10 | 5.5 |
| PENOBSCOT | 42 | 34.0 | 23 | 22.5 | 20 | 23.5 | 15 | 13.5 | 12 | 15.0 | 15 | 26.5 | 18 | 14.0 |
| PISCATAQUIS | 0 | 0.0 | 2 | 1.0 | 0 | 0.0 | 2 | 1.0 | 0 | 0.0 | 2 | 1.0 | 2 | 1.0 |
| SAGadahoc | 10 | 7.0 | 9 | 5.0 | 5 | 5.0 | 13 | 8.5 | 16 | 9.0 | 19 | 10.0 | 4 | 4.0 |
| SOMERSET | 10 | 6.5 | 19 | 12.0 | 19 | 10.0 | 24 | 12.0 | 17 | 9.5 | 21 | 13.0 | 14 | 9.0 |
| WALDO | 5 | 4.0 | 4 | 4.5 | 3 | 2.5 | 8 | 6.5 | 6 | 3.0 | 4 | 2.0 | 6 | 5.5 |
| WASHINGTON | 4 | 10.0 | 3 | 1.5 | 7 | 3.5 | 1 | 0.5 | 7 | 3.5 | 5 | 3.0 | 2 | 1.0 |
| YORK | 7 | 5.5 | 11 | 6.5 | 9 | 9.0 | 7 | 8.0 | 21 | 26.0 | 12 | 7.0 | 10 | 7.0 |
| STATE TOTAL | 195 | 156.5 | 156 | 111.5 | 127 | 101.0 | 133 | 99.0 | 142 | 118.0 | 162 | 133.0 | 141 | 111.5 |

*-Includes cases filed and refiled.

-Trials counted by defendant.

SUPERIOR COURT -- AVERAGE TIME TO CRIMINAL JURY TRIAL*

TABLE SC-34

| COURT | INDICTMENTS | | | | | TRANSFERS | | | | |
|--------------|---|------|------|------|------|---|------|------|------|------|
| | AVERAGE NUMBER OF DAYS FROM FIRST APPEARANCE TO JURY TRIAL | | | | | AVERAGE NUMBER OF DAYS FROM FILING TO JURY TRIAL | | | | |
| | 1982 | 1983 | 1984 | 1985 | 1986 | 1982 | 1983 | 1984 | 1985 | 1986 |
| ANDROSCOGGIN | 239 | 321 | 168 | 211 | 202 | 145 | 237 | 118 | 168 | 166 |
| AROOSTOOK | 198 | 226 | 148 | 203 | 159 | 224 | 143 | 190 | 104 | 182 |
| CUMBERLAND | 172 | 189 | 184 | 209 | 198 | 146 | 199 | 174 | 157 | 154 |
| FRANKLIN | 139 | 269 | 116 | 172 | 207 | 208 | 167 | 256 | 153 | 169 |
| HANCOCK | 336 | 131 | 380 | 377 | 192 | 336 | 404 | 214 | 287 | 153 |
| KENNEBEC | 126 | 208 | 201 | 224 | 228 | 141 | 181 | 178 | 246 | 267 |
| KNOX | 96 | 326 | 122 | 292 | 118 | 327 | 346 | 98 | 206 | 206 |
| LINCOLN | 246 | 257 | 292 | 194 | 181 | 271 | 191 | 366 | 261 | 364 |
| OXFORD | 277 | 322 | 275 | 312 | 198 | 241 | 301 | 370 | 278 | 260 |
| PENOBSCOT | 212 | 213 | 208 | 132 | 148 | 123 | 126 | 162 | 123 | 146 |
| PISCATAQUIS | 214 | - | 214 | 492 | 427 | 140 | 206 | - | 178 | 159 |
| SAGadahoc | 152 | 235 | 158 | 286 | 223 | 145 | 153 | 227 | 164 | 228 |
| SOMERSET | 139 | 152 | 115 | 126 | 178 | 90 | 123 | 88 | 141 | 194 |
| WALDO | 188 | 401 | 159 | 241 | 384 | 145 | 154 | 156 | 181 | 214 |
| WASHINGTON | 293 | 181 | 271 | 339 | 293 | 294 | 183 | 160 | 238 | 239 |
| YORK | 118 | 217 | 200 | 238 | 233 | 256 | 129 | 90 | 154 | 183 |
| STATE TOTAL | 203 | 223 | 200 | 228 | 203 | 181 | 196 | 187 | 176 | 211 |

*-Cases counted by defendant.

-Cases in which more than 15 days elapsed between the date of capias issuance and the first appearance date are not included. Also, any case in which more than 999 days has elapsed is recorded only as 999 days.

-The "indictments" category does not include indictments in cases originally filed in Superior Court as boundovers from District Court.

SUPERIOR COURT -- AVERAGE TIME TO CRIMINAL DISPOSITION*

TABLE SC-35

INDICTMENTS

TRANSFERS

AVERAGE NUMBER OF DAYS FROM
FIRST APPEARANCE TO DISPOSITION

AVERAGE NUMBER OF DAYS FROM
FILING TO DISPOSITION

| COURT | 1982 | 1983 | 1984 | 1985 | 1986 | 1982 | 1983 | 1984 | 1985 | 1986 |
|--------------|------|------|------|------|------|------|------|------|------|------|
| ANDROSCOGGIN | 196 | 200 | 142 | 196 | 164 | 217 | 191 | 167 | 179 | 160 |
| AROOSTOOK | 146 | 147 | 93 | 95 | 102 | 161 | 135 | 114 | 108 | 156 |
| CUMBERLAND | 136 | 157 | 124 | 155 | 145 | 151 | 171 | 138 | 168 | 193 |
| FRANKLIN | 149 | 167 | 151 | 174 | 109 | 157 | 138 | 157 | 120 | 112 |
| HANCOCK | 169 | 129 | 219 | 255 | 205 | 223 | 202 | 239 | 222 | 139 |
| KENNEBEC | 133 | 136 | 98 | 104 | 127 | 122 | 243 | 133 | 155 | 137 |
| KNOX | 119 | 175 | 123 | 152 | 191 | 116 | 135 | 108 | 151 | 193 |
| LINCOLN | 149 | 110 | 217 | 155 | 215 | 152 | 201 | 324 | 227 | 254 |
| OXFORD | 185 | 236 | 291 | 189 | 207 | 181 | 142 | 324 | 215 | 170 |
| PENOBSCOT | 161 | 141 | 131 | 95 | 99 | 95 | 103 | 111 | 73 | 85 |
| PISCATAQUIS | 231 | 204 | 176 | 228 | 148 | 218 | 152 | 207 | 206 | 106 |
| SAGADAHOC | 178 | 191 | 173 | 115 | 158 | 135 | 194 | 215 | 127 | 144 |
| SOMERSET | 75 | 93 | 109 | 108 | 134 | 89 | 86 | 68 | 78 | 120 |
| WALDO | 143 | 173 | 174 | 175 | 195 | 94 | 147 | 154 | 136 | 163 |
| WASHINGTON | 255 | 178 | 159 | 184 | 206 | 234 | 139 | 121 | 171 | 153 |
| YORK | 107 | 162 | 197 | 148 | 208 | 239 | 169 | 122 | 128 | 140 |
| STATE TOTAL | 149 | 159 | 147 | 154 | 156 | 151 | 167 | 148 | 146 | 155 |

*-Cases counted by defendant.

-Cases in which more than 15 days elapsed between the date of capias issuance and the first appearance date are not included. Also, any case in which more than 999 days has elapsed is recorded only as 999 days.

-The "indictments" category does not include indictments in cases originally filed in Superior Court as boundovers from District Court.

SUPERIOR COURT -- ACTUAL TIME TO CRIMINAL DISPOSITION*
1986

TABLE SC-36

FILING OR FIRST APPEARANCE TO DISPOSITION*

| | # OF CASES 0-30 DAYS | # OF CASES 31-60 DAYS | # OF CASES 61-90 DAYS | # OF CASES 91-120 DAYS | # OF CASES 121 DAYS-UP |
|---------------------------|-------------------------|--------------------------|--------------------------|---------------------------|---------------------------|
| ANDROSCOGGIN: Indictments | 22 | 19 | 33 | 47 | 195 |
| Transfers | 8 | 24 | 38 | 41 | 126 |
| AROOSTOOK: Indictments | 22 | 25 | 21 | 9 | 42 |
| Transfers | 10 | 33 | 11 | 24 | 59 |
| CUMBERLAND: Indictments | 70 | 56 | 64 | 123 | 352 |
| Transfers | 47 | 88 | 196 | 186 | 451 |
| FRANKLIN: Indictments | 16 | 12 | 14 | 9 | 30 |
| Transfers | 20 | 70 | 108 | 66 | 134 |
| HANCOCK: Indictments | 10 | 5 | 17 | 12 | 68 |
| Transfers | 13 | 13 | 12 | 19 | 33 |
| KENNEBEC: Indictments | 68 | 21 | 17 | 13 | 76 |
| Transfers | 63 | 48 | 46 | 38 | 179 |
| KNOX: Indictments | 5 | 4 | 5 | 2 | 57 |
| Transfers | 12 | 9 | 6 | 8 | 353 |
| LINCOLN: Indictments | 8 | 4 | 0 | 8 | 31 |
| Transfers | 12 | 6 | 11 | 8 | 227 |
| OXFORD Indictments | 11 | 10 | 12 | 10 | 89 |
| Transfers | 7 | 24 | 36 | 18 | 174 |
| PENOBSCOT: Indictments | 41 | 61 | 55 | 41 | 77 |
| Transfers | 101 | 100 | 74 | 46 | 89 |
| PISCATAQUIS: Indictments | 3 | 4 | 2 | 6 | 8 |
| Transfers | 2 | 18 | 25 | 6 | 13 |
| SAGadahoc: Indictments | 10 | 21 | 11 | 21 | 59 |
| Transfers | 18 | 57 | 24 | 26 | 147 |
| SOMERSET: Indictments | 9 | 7 | 19 | 7 | 32 |
| Transfers | 50 | 77 | 84 | 51 | 207 |
| WALDO Indictments | 5 | 0 | 5 | 2 | 28 |
| Transfers | 1 | 16 | 22 | 26 | 110 |
| WASHINGTON: Indictments | 7 | 6 | 9 | 7 | 38 |
| Transfers | 5 | 7 | 9 | 14 | 36 |
| YORK: Indictments | 39 | 13 | 14 | 23 | 190 |
| Transfers | 19 | 85 | 101 | 124 | 335 |
| STATE TOTAL: Indictments | 346 | 268 | 298 | 340 | 1372 |
| Transfers | 388 | 675 | 803 | 701 | 2678 |

*-Cases counted by defendant.

-Indictments measured from first appearance date.

-Transfers measured from filing date.

-Cases in which more than 15 days elapsed between the date of capias issuance and the first appearance date are not included. Also, any case in which more than 999 days has elapsed is recorded only as 999 days.

-The "indictments" category does not include indictments in cases originally filed in Superior Court as boundovers from District Court.

CRIMINAL DEFINITIONS

REFILING:

These are matters which have been previously disposed and which have been brought before the Superior Court for further action. For statistical purposes, such matters are limited to the following circumstances:

1. When a case remanded to the District Court returns to the Superior Court for further action.
2. When a case appealed to the Law Court returns to the Superior Court for further action.
3. When a mistrial occurs and a second trial is required; when a motion for a new trial is granted; or when a case, for any other reason, requires a trial after its original disposition.
4. When a probation revocation is filed.

TYPE OF CASE:

1. Bail Review: Review and hearing of bail set in the District Court by a justice of the Superior Court.
2. Transfer: A criminal matter removed from the District Court to the Superior Court after the defendant has been arraigned and entered a plea of not guilty in the District Court.
3. Appeal: A criminal matter removed from the District Court to the Superior Court after judgment has been entered in the District Court.
4. Boundover: An action filed in the Superior Court after probable cause has been found in the District Court, even if an indictment is filed subsequently.
5. Indictment: An action brought to the Superior Court for determination after the Grand Jury has found that the prosecutor has sufficient evidence to bring the case to trial.
6. Information: An action brought to the Superior Court for trial after the defendant has waived his right to be indicted by the Grand Jury and allows the prosecutor to proceed on a complaint describing the alleged offense.
7. Juvenile Appeal: A juvenile case removed to the Superior Court for review after judgment has been entered in the juvenile court.
8. Other: An action which is not included in any of the above categories, (e.g., motions to suppress in a District Court case, reviews of indigency determination, post-conviction reviews).
9. Refiling-Probation Revocation: A petition to revoke probation.
10. Refiling-New Trial: A previously tried matter requiring retrial.

TYPE OF DISPOSITION:

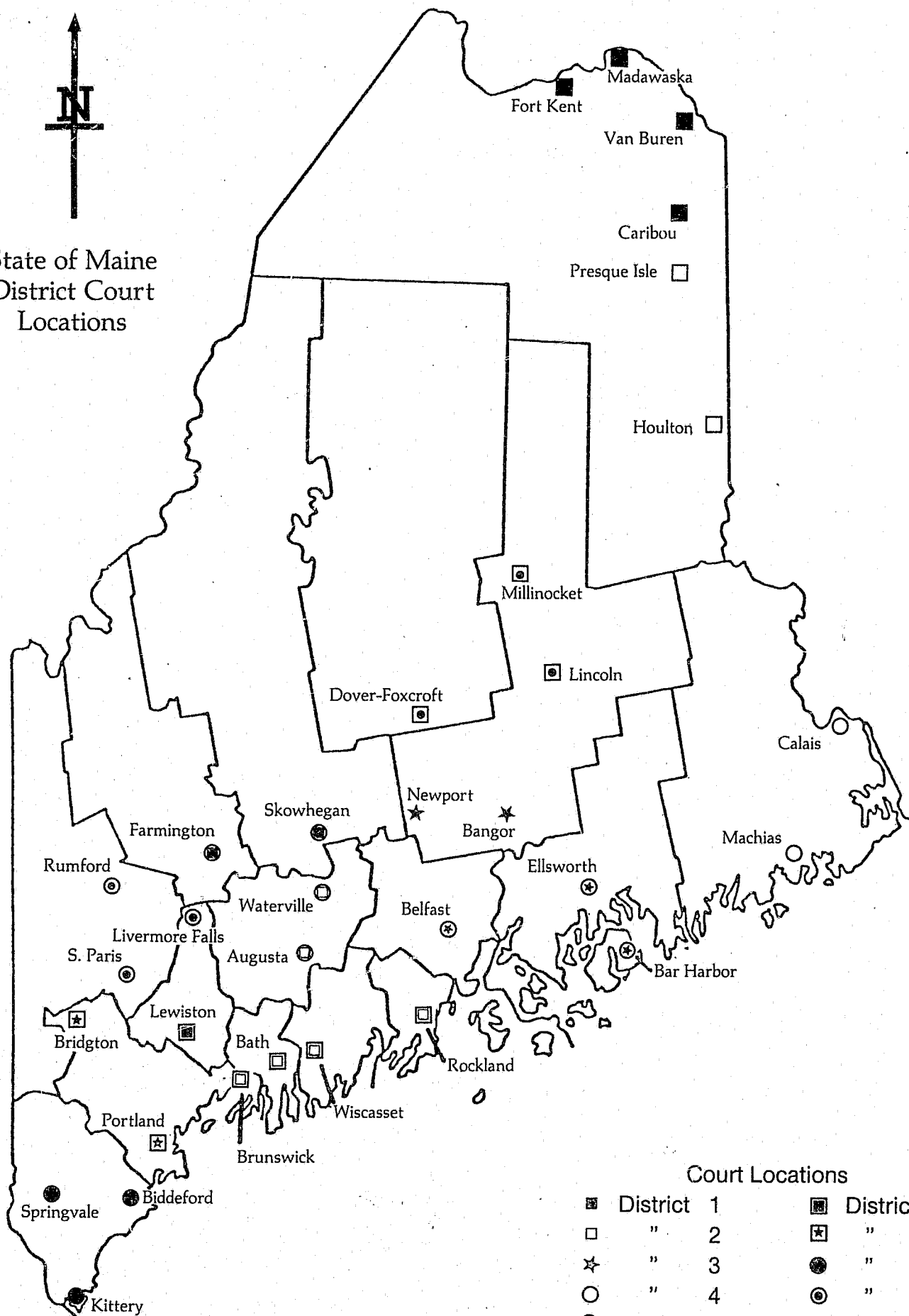
1. District Court Bail Revised: Bail set by the District Court is changed by a justice of the Superior Court.
2. District Court Bail Affirmed: Bail set by the District Court is maintained at the same level by a justice of the Superior Court.
3. Dismissed By Court: Dismissed by a justice of the Superior Court.
4. Dismissed by D.A. Rule 48(a): Dismissed by the District Attorney.
5. Filed Case: Upon consent of the defendant and District Attorney, the case is terminated without final judgment of guilt or innocence.
6. Juvenile Appeal Dispositions: A Superior Court justice affirms the order of adjudication of a juvenile crime and any other orders, or reverses the juvenile order and remands the matter for further proceedings.
7. Not Guilty, Reason Of Insanity: The judgment reflects a finding of insanity by either the court or a jury.
8. Probation Revoked: A justice finds that probation conditions have been violated and probation is revoked.
9. Convicted: There is a finding of guilty by either the court or a jury.
10. Acquitted: There is a finding of not guilty by either the court or a jury.
11. Mistrial: A justice rules that an erroneous or invalid trial has occurred.
12. Other: A disposition which is not included in any of the above categories (e.g., change of venue).

APPENDIX III

DISTRICT COURT CASELOAD STATISTICS



State of Maine District Court Locations



Court Locations

| | | | | | |
|---|----------|---|---|----------|----|
| ■ | District | 1 | ■ | District | 8 |
| □ | " | 2 | ★ | " | 9 |
| ★ | " | 3 | ● | " | 10 |
| ○ | " | 4 | ⊙ | " | 11 |
| ⊕ | " | 5 | ● | " | 12 |
| ▣ | " | 6 | ◻ | " | 13 |
| ⊙ | " | 7 | | | |

1986

MAINE DISTRICT COURT JUDGES

Hon. Bernard M. Devine, Chief Judge (Resident judge, District 9)
Hon. Alan C. Pease, Deputy Chief Judge (Resident judge, District 6)

DISTRICT 1: (Caribou, Fort Kent, Madawaska, Van Buren)

Hon. Ronald A. Daigle

DISTRICT 2: (Houlton, Presque Isle)

Hon. Julian W. Turner

DISTRICT 3: (Bangor, Newport)

Hon. Margaret J. Kravchuk

Hon. David M. Cox

DISTRICT 4: (Calais, Machias)

Hon. Earl J. Wahl (resigned 1/17/86)

Hon. Douglas A. Clapp (appointed 4/18/86)

DISTRICT 5: (Bar Harbor, Belfast, Ellsworth)

Hon. Jack O. Smith (elevated to Superior Court 3/27/86)

Hon. Jane S. Bradley (appointed 8/29/86)

DISTRICT 6: (Bath, Brunswick, Rockland, Wiscasset)

Hon. Alan C. Pease (Deputy Chief Judge of the District Court)

DISTRICT 7: (Augusta, Waterville)

Hon. Courtland D. Perry, II

DISTRICT 8: (Lewiston)

Hon. L. Damon Scales

DISTRICT 9: (Bridgton, Portland)

Hon. Bernard M. Devine (Chief Judge of the District Court)

Hon. Robert W. Donovan

DISTRICT 10: (Biddeford, Kittery, Springvale)

Hon. Roland A. Cole (elevated to Superior Court 9/25/86)

Hon. Andre G. Janelle (appointed 9/24/86)

DISTRICT 11: (Livermore Falls, Rumford, South Paris)

Hon. John L. Batherson

DISTRICT 12: (Farmington, Skowhegan)

Hon. John W. Benoit, Jr.

DISTRICT 13: (Dover-Foxcroft, Lincoln, Millinocket)

Hon. Susan W. Calkins

JUDGES-AT-LARGE:

Hon. Harriet P. Henry
Hon. Ronald L. Kellam
Hon. Ronald D. Russell
Hon. Clifford F. O'Rourke
Hon. Edward F. Gaulin
Hon. John B. Beliveau
Hon. Alexander A. MacNichol
Hon. Kirk S. Studstrup

ACTIVE-RETIRED JUDGES:

Hon. Roland J. Poulin
Hon. Paul A. MacDonald
Hon. Edwin R. Smith
Hon. Arthur A. Nadeau, Jr.
Hon. F. Davis Clark

1986

MAINE DISTRICT COURT CLERKS

| | <u>Court Location</u> | | <u>Court Location</u> |
|---|---------------------------|---------------------------|---------------------------|
| <u>District 1</u> | | <u>District 6</u> | |
| Norma A. Duheme | Caribou | Anita M. Richardson | Bath |
| Geneva L. Desjardin (retired 1/3/86) | Fort Kent | Ann G. Feeney | Brunswick |
| Linda A. Cyr (appointed 12/2/85) | | Mary C. Ledger | Rockland |
| Norma H. Gerard | Madawaska | Lucy A. Russell | Wiscasset |
| Carmen D. Cyr | Van Buren | | |
| <u>District 2</u> | | <u>District 7</u> | |
| Joan H. Burton | Houlton | Mary L. Godbout | Augusta |
| Bonnie A. Clayton | Presque Isle | Judy L. Case | Waterville |
| <u>District 3</u> | | <u>District 8</u> | |
| Thelma A. Holmes | Bangor | Yvette L. Houle | Lewiston |
| Jane C. Sawyer | Newport | | |
| <u>District 4</u> | | <u>District 9</u> | |
| Elsie L. McGarrigle | Calais | Beverly J. MacKerron | Bridgton |
| Annie H. Hanscom | Machias | Susan E. MacDonald | Portland |
| <u>District 5</u> | | <u>District 10</u> | |
| Margaret H. Dorr (retired 1/31/86) | Bar Harbor | Vivian H. Hickey | Biddeford |
| Dorothy L. Drake (appointed 1/27/86) | | Nellie E. Bridges | Kittery |
| Donna M. Bonney (resigned 9/1/86) | Belfast | Alice A. Monroe | Springvale |
| Terri L. Curtis (appointed 11/10/86) | | <u>District 11</u> | |
| Margaret H. Dorr (retired 1/31/86) | Ellsworth | Dolores T. Richards | Livermore Falls |
| Dorothy L. Drake (appointed 1/27/86) | | Laura J. Nokes | Rumford |
| | | Joan C. Millett | South Paris |
| | | <u>District 12</u> | |
| | | Constance H. Small | Farmington |
| | | Sandra F. Carroll | Skowhegan |
| | | <u>District 13</u> | |
| | | Margaret E. Poulin | Dover-Foxcroft |
| | | Ann G. Dusenbery | Lincoln |
| | | Nancy L. Turmel | Millinocket |

DISTRICT COURT CASELOAD STATISTICS

The District Court Statistical Reporting System was established in July 1978 to collect information concerning filings, dispositions and various caseload activities by type of case, although the reporting of gross filings and dispositions began in fiscal year 1975. Beginning in 1982, only those statistics relating to filings, dispositions and waivers have been collected. Monthly statistical forms are manually completed by each District Court clerk and submitted to the Administrative Office of the Courts for manual compilation and analysis on a quarterly and annual basis. Some discrepancies have arisen during the past several years, primarily due to the enormous volume of cases being manually tallied. While the statistics may be less than 100% accurate, they do nevertheless indicate gross trends since 1980.

It should be noted that much judge and clerk activity occurs after judgment is entered and the case is reported as disposed which is not reflected in these figures. For instance, many divorce cases may require the processing and hearing of numerous motions which are not reported in the caseload statistics. Similarly, when judgment is entered in a small claims case, a disclosure (money judgment) is often filed, requiring a separate filing fee and considerable judge and clerk time. Since the disclosure is filed under the original small claims case docket number, it is never included as a distinct case in the caseload statistics. Consequently, actual judge and clerk workload is considerably higher than may be indicated simply from the statistical figures. As District Court operations become computerized in the next year, the collection of more detailed caseload statistics will be facilitated.

The following tables present statistics relating to District Court filings and dispositions for eleven case type categories, waivers and electronic recordings. Footnotes for these tables appear on page 177 of this report. Case type definitions appear on page 178. For the first time, this report includes a table detailing child protective caseload (Table DC-6).

Two tables may need clarification. Table DC-3 (Filings, Excluding "Civil Violations and Traffic Infractions") was prepared because civil violations and traffic infractions constitute such a significant portion of the District Court's caseload and generally require less than average judge-time and clerk time than other types of cases. The "waivers" detailed in Table DC-7 are disposed cases in which the defendant waives court appearance in favor of paying a fine. The bulk of these waivers are for civil violations and traffic infraction cases, but some sea and shore, and fish and game waivers are also included.

STATISTICAL ANALYSIS

During 1986, there were more cases filed in the District Court than in any previous year. The 268,355 filings amounted to a 8% increase over 1985 levels. The courts located at Bridgton, Machias, Portland and Van Buren experienced increases greater than 20%.

The case type entitled "civil violations and traffic infractions" accounts for the largest single type of case handled by the District Court. In 1986, there were 123,352 such filings, a 14% increase over 1985 and the highest level ever reported. Also, the number of waivers reached an all-time high of 109,524.

DISTRICT COURT--TOTAL FILINGS

TABLE DC-1

| | 1980 | 1981 | 1982 | 1983 | 1984 | 1985 | 1986 | % CHG. '85-'86 |
|------------------------------|---------|---------|---------|---------|---------|---------|---------|-------------------|
| DISTRICT 1: CARIBOU | 3,683 | 3,459 | 3,577 | 2,809 | 2,528 | 2,626 | 3,060 | 16.5 |
| FORT KENT | 1,394 | 1,618 | 1,234 | 1,237 | 957 | 1,116 | 941 | -15.7 |
| MADAWASKA | 1,819 | 1,458 | 1,312 | 1,295 | 1,070 | 1,435 | 1,490 | 3.8 |
| VAN BUREN (a) | 375 | 499 | 345 | 301 | 280 | 270 | 390 | 44.4 |
| Sub Total | 7,271 | 7,034 | 6,468 | 5,642 | 4,835 | 5,447 | 5,881 | 8.0 |
| DISTRICT 2: HOULTON | 5,125 | 5,863 | 4,630 | 3,795 | 3,183 | 3,270 | 3,639 | 11.3 |
| PRESCQUE ISLE | 5,487 | 5,151 | 4,591 | 4,603 | 4,444 | 4,138 | 4,600 | 11.2 |
| Sub Total | 10,612 | 11,014 | 9,221 | 8,398 | 7,627 | 7,408 | 8,239 | 11.2 |
| DISTRICT 3: BANGOR | 16,172 | 15,920 | 16,123 | 15,071 | 15,408 | 17,896 | 21,017 | 17.4 |
| NEWPORT | 4,998 | 3,931 | 3,497 | 3,988 | 4,030 | 4,183 | 4,655 | 11.3 |
| Sub Total | 21,170 | 19,851 | 19,620 | 19,059 | 19,438 | 22,079 | 25,672 | 16.3 |
| DISTRICT 4: CALAIS | 2,858 | 2,690 | 2,600 | 3,182 | 2,905 | 2,995 | 3,002 | .2 |
| MACHIAS | 2,506 | 2,182 | 2,683 | 2,742 | 2,389 | 2,464 | 3,218 | 30.6 |
| Sub Total | 5,364 | 4,872 | 5,283 | 5,924 | 5,294 | 5,459 | 6,220 | 13.9 |
| DISTRICT 5: BAR HARBOR | 1,437 | 1,486 | 1,442 | 1,186 | 1,245 | 1,587 | 1,832 | 15.4 |
| BELFAST (d) | 4,379 | 4,421 | 4,244 | 3,766 | 3,229 | 3,916 | 4,547 | 16.1 |
| ELLSWORTH | 5,486 | 5,668 | 6,458 | 6,251 | 5,620 | 5,876 | 6,039 | 2.8 |
| Sub Total | 11,302 | 11,575 | 12,144 | 11,203 | 10,094 | 11,379 | 12,418 | 9.1 |
| DISTRICT 6: BATH | 6,882 | 6,548 | 5,480 | 6,254 | 4,734 | 4,825 | 4,725 | -2.1 |
| BRUNSWICK | 9,885 | 9,190 | 8,578 | 9,028 | 7,343 | 7,337 | 7,348 | .1 |
| ROCKLAND | 5,575 | 5,474 | 5,972 | 5,311 | 6,252 | 6,341 | 6,131 | -3.3 |
| WISCASSET | 4,609 | 4,718 | 4,753 | 4,536 | 3,897 | 4,938 | 4,428 | -10.3 |
| Sub Total | 26,951 | 25,930 | 24,783 | 25,129 | 22,226 | 23,441 | 22,632 | -3.5 |
| DISTRICT 7: AUGUSTA | 16,586 | 15,336 | 14,387 | 13,345 | 13,454 | 17,285 | 18,460 | 6.8 |
| WATERVILLE | 6,810 | 7,083 | 7,363 | 8,398 | 8,237 | 10,919 | 11,048 | 1.2 |
| Sub Total | 23,396 | 22,419 | 21,750 | 21,743 | 21,691 | 28,204 | 29,508 | 4.6 |
| DISTRICT 8: LEWISTON | 17,819 | 17,320 | 16,850 | 17,834 | 17,875 | 22,961 | 20,968 | -8.7 |
| Sub Total | 17,819 | 17,320 | 16,850 | 17,834 | 17,875 | 22,961 | 20,968 | -8.7 |
| DISTRICT 9: BRIDGTON | 3,488 | 2,996 | 2,871 | 3,155 | 2,988 | 2,579 | 3,339 | 29.5 |
| PORTLAND | 37,811 | 40,290 | 37,361 | 44,344 | 41,057 | 45,141 | 56,110 | 24.3 |
| Sub Total | 41,299 | 43,286 | 40,232 | 47,499 | 44,045 | 47,720 | 59,449 | 24.6 |
| DISTRICT 10: BIDDEFORD | 17,851 | 17,653 | 14,625 | 16,631 | 18,115 | 21,415 | 22,360 | 4.4 |
| KITTERY | 9,841 | 9,314 | 9,191 | 11,803 | 13,178 | 14,918 | 14,122 | -5.3 |
| SPRINGVALE | 7,150 | 6,658 | 6,162 | 7,675 | 7,245 | 8,059 | 8,980 | 11.4 |
| Sub Total | 34,842 | 33,625 | 29,978 | 36,109 | 38,538 | 44,392 | 45,462 | 2.4 |
| DISTRICT 11: LIVERMORE FALLS | 1,473 | 1,600 | 1,638 | 1,536 | 1,577 | 1,518 | 1,701 | 12.1 |
| RUMFORD | 3,805 | 3,760 | 3,591 | 3,258 | 2,743 | 3,075 | 3,467 | 12.7 |
| SOUTH PARIS | 2,858 | 2,800 | 2,933 | 3,189 | 2,793 | 3,513 | 4,040 | 15. |
| Sub Total | 8,136 | 8,160 | 8,212 | 7,983 | 7,113 | 8,106 | 9,208 | 13.6 |
| DISTRICT 12: FARMINGTON | 4,031 | 5,107 | 4,891 | 4,440 | 4,632 | 4,744 | 4,290 | -9.6 |
| SKOWHEGAN | 8,794 | 9,248 | 7,738 | 8,304 | 8,669 | 8,676 | 9,176 | 5.8 |
| Sub Total | 12,825 | 14,355 | 12,629 | 12,744 | 13,301 | 13,420 | 13,466 | .3 |
| DISTRICT 13: DOVER-FOXCROFT | 2,998 | 2,856 | 3,019 | 3,061 | 3,048 | 3,318 | 3,463 | 4.4 |
| LINCOLN | 4,027 | 3,361 | 3,274 | 3,168 | 3,227 | 3,061 | 3,085 | .8 |
| MILLINOCKET | 3,145 | 2,865 | 2,008 | 2,424 | 2,365 | 2,474 | 2,684 | 8.5 |
| Sub Total | 10,170 | 9,082 | 8,301 | 8,653 | 8,640 | 8,853 | 9,232 | 4.3 |
| STATE TOTAL | 231,157 | 228,523 | 215,471 | 227,920 | 220,717 | 248,869 | 268,355 | 7.8 |

Footnotes appear on Page 179 of this report.

**DISTRICT COURT--TOTAL FILINGS IN THE
TEN LARGEST COURT LOCATIONS: 1980 - 1986**

TABLE DC-2

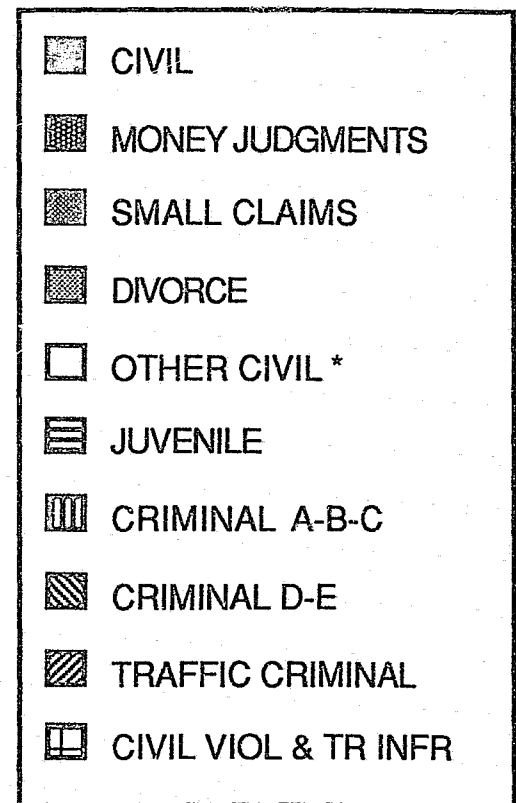
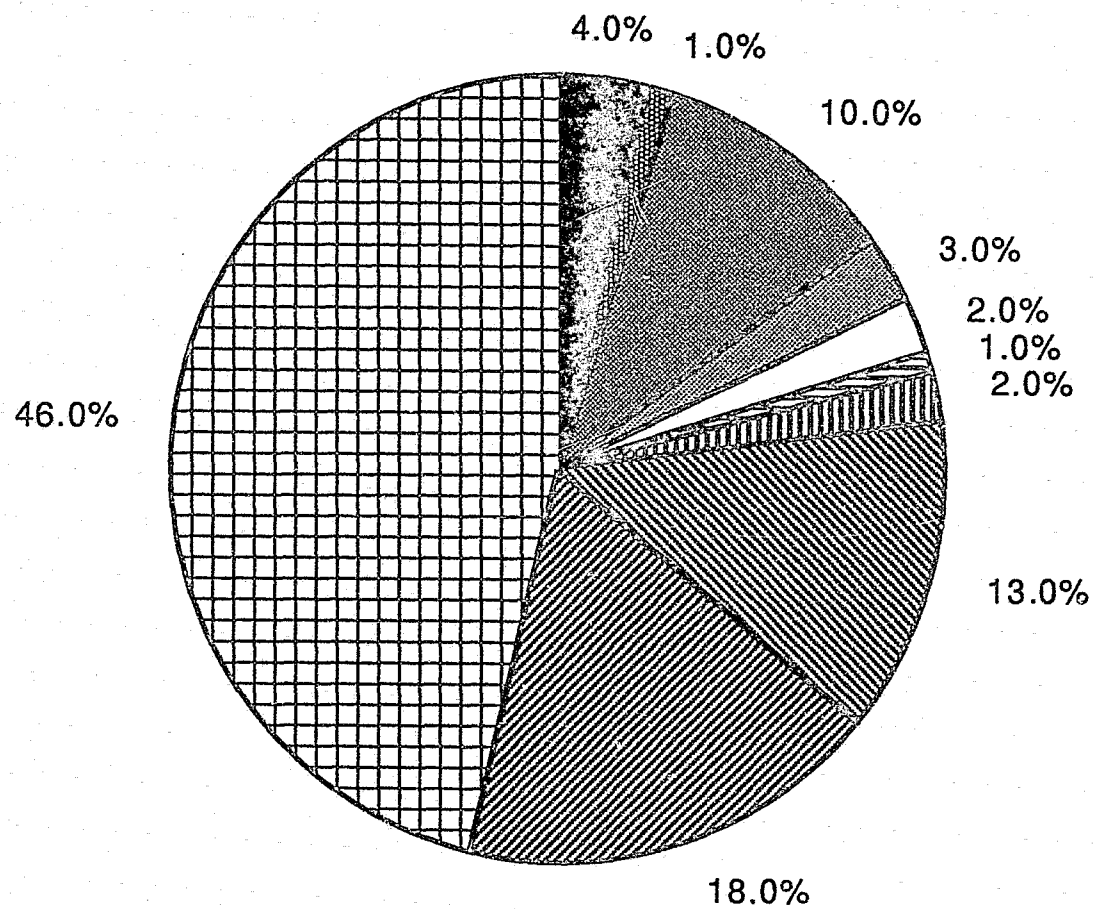
| | 1980 | 1981 | 1982 | 1983 | 1984 | 1985 | 1986 |
|--|----------------|----------------|----------------|----------------|----------------|----------------|----------------|
| AUGUSTA | 16,586 | 15,336 | 14,387 | 13,345 | 13,454 | 17,285 | 18,460 |
| BANGOR | 16,172 | 15,920 | 16,123 | 15,071 | 15,408 | 17,896 | 21,017 |
| BIDDEFORD | 17,851 | 17,653 | 14,625 | 16,631 | 18,115 | 21,415 | 22,360 |
| BRUNSWICK | 9,885 | 9,190 | 8,578 | 9,028 | 7,343 | 7,337 | 7,348 |
| KITTERY | 9,841 | 9,314 | 9,191 | 11,803 | 13,178 | 14,918 | 14,122 |
| LEWISTON | 17,819 | 17,320 | 16,850 | 17,834 | 17,875 | 22,961 | 20,968 |
| PORTLAND | 37,811 | 40,290 | 37,361 | 44,344 | 41,057 | 45,141 | 56,110 |
| SKOWHEGAN | 8,794 | 9,248 | 7,738 | 8,304 | 8,669 | 8,676 | 9,176 |
| SPRINGVALE | 7,150 | 6,658 | 6,162 | 7,675 | 7,245 | 8,059 | 8,980 |
| WATERVILLE | 6,810 | 7,083 | 7,363 | 8,398 | 8,237 | 10,919 | 11,048 |
| TOTAL | 148,719 | 148,012 | 138,378 | 152,433 | 150,581 | 174,607 | 189,589 |
| % of Total District Court Filings | 64.3 | 64.8 | 64.2 | 66.9 | 68.2 | 70.2 | 70.6 |

DISTRICT COURT FILINGS--EXCLUDING "CIVIL VIOLATIONS AND TRAFFIC INFRACTIONS"

TABLE DC-3

| | 1980 | 1981 | 1982 | 1983 | 1984 | 1985 | 1986 | % CHG. '85-'86 |
|------------------------------|---------|---------|---------|---------|---------|---------|---------|-------------------|
| DISTRICT 1: CARIBOU | 2,576 | 2,487 | 2,376 | 1,825 | 1,641 | 1,797 | 2,040 | 13.5 |
| FORT KENT | 935 | 935 | 671 | 646 | 447 | 496 | 508 | 2.4 |
| MADAWASKA | 1,301 | 969 | 859 | 974 | 792 | 968 | 965 | -0.3 |
| VAN BUREN (a) | 230 | 267 | 210 | 157 | 152 | 142 | 218 | 53.5 |
| Sub Total | 5,042 | 4,658 | 4,116 | 3,602 | 3,032 | 3,403 | 3,731 | 9.6 |
| DISTRICT 2: HOULTON | 3,133 | 3,702 | 3,198 | 2,516 | 2,108 | 2,097 | 2,231 | 6.4 |
| PRESQUE ISLE | 3,862 | 3,706 | 3,374 | 3,294 | 3,143 | 3,108 | 3,128 | 0.6 |
| Sub Total | 6,995 | 7,408 | 6,572 | 5,810 | 5,251 | 5,205 | 5,359 | 3.0 |
| DISTRICT 3: BANGOR | 10,785 | 10,431 | 10,436 | 10,038 | 9,823 | 10,384 | 10,496 | 1.1 |
| NEWPORT | 2,091 | 1,902 | 1,659 | 1,814 | 1,788 | 1,799 | 1,949 | 8.3 |
| Sub Total | 12,876 | 12,333 | 12,095 | 11,852 | 11,611 | 12,183 | 12,445 | 2.2 |
| DISTRICT 4: CALAIS | 1,985 | 2,035 | 2,002 | 2,080 | 2,001 | 2,030 | 2,097 | 3.3 |
| MACHIAS | 1,733 | 1,656 | 2,078 | 2,041 | 1,878 | 2,040 | 2,551 | 25.0 |
| Sub Total | 3,718 | 3,691 | 4,080 | 4,121 | 3,879 | 4,070 | 4,648 | 14.2 |
| DISTRICT 5: BAR HARBOR | 922 | 914 | 839 | 762 | 863 | 928 | 1,052 | 13.4 |
| BELFAST (d) | 3,159 | 3,067 | 2,937 | 2,700 | 2,388 | 2,847 | 2,993 | 5.1 |
| ELLSWORTH | 3,654 | 3,677 | 3,959 | 3,784 | 3,471 | 3,837 | 3,701 | -3.5 |
| Sub Total | 7,735 | 7,658 | 7,735 | 7,246 | 6,722 | 7,612 | 7,746 | 1.8 |
| DISTRICT 6: BATH | 3,635 | 3,592 | 3,282 | 3,095 | 2,549 | 2,616 | 2,753 | 5.2 |
| BRUNSWICK | 4,350 | 4,644 | 4,020 | 4,093 | 3,231 | 3,279 | 3,301 | 0.7 |
| ROCKLAND | 4,286 | 4,078 | 4,325 | 4,031 | 4,486 | 4,378 | 4,416 | 0.9 |
| WISCASSET | 2,829 | 2,973 | 3,034 | 2,761 | 2,432 | 2,687 | 2,455 | -8.6 |
| Sub Total | 15,100 | 15,287 | 14,661 | 13,980 | 12,698 | 12,960 | 12,925 | -0.3 |
| DISTRICT 7: AUGUSTA | 8,528 | 9,563 | 7,728 | 7,752 | 7,365 | 8,256 | 9,448 | 14.4 |
| WATERVILLE | 4,759 | 5,180 | 5,363 | 5,471 | 5,387 | 5,962 | 5,733 | -3.8 |
| Sub Total | 13,287 | 14,743 | 13,091 | 13,223 | 12,752 | 14,218 | 15,181 | 6.8 |
| DISTRICT 8: LEWISTON | 11,333 | 12,081 | 11,260 | 10,267 | 9,290 | 11,009 | 10,509 | -4.5 |
| Sub Total | 11,333 | 12,081 | 11,260 | 10,267 | 9,290 | 11,009 | 10,509 | -4.5 |
| DISTRICT 9: BRIDGTON | 1,737 | 1,692 | 1,951 | 1,972 | 1,837 | 1,720 | 2,292 | 33.3 |
| PORTLAND | 21,867 | 24,130 | 21,673 | 23,526 | 21,551 | 23,315 | 25,119 | 7.7 |
| Sub Total | 23,604 | 25,822 | 23,624 | 25,498 | 23,388 | 25,035 | 27,411 | 9.5 |
| DISTRICT 10: BIDDEFORD | 9,027 | 9,058 | 8,796 | 8,986 | 9,419 | 11,233 | 10,892 | -3.0 |
| KITTERY | 5,703 | 5,927 | 5,986 | 7,310 | 7,391 | 8,125 | 7,275 | -10.5 |
| SPRINGVALE | 4,408 | 4,405 | 4,196 | 4,710 | 4,663 | 5,691 | 6,162 | 8.3 |
| Sub Total | 19,138 | 19,390 | 18,978 | 21,006 | 21,473 | 25,049 | 24,329 | -2.9 |
| DISTRICT 11: LIVERMORE FALLS | 868 | 1,188 | 1,052 | 920 | 837 | 929 | 1,109 | 19.4 |
| RUMFORD | 3,042 | 2,868 | 2,636 | 2,261 | 2,031 | 2,340 | 2,571 | 9.9 |
| SOUTH PARIS | 2,208 | 2,334 | 2,468 | 2,646 | 2,108 | 2,810 | 3,102 | 10.4 |
| Sub Total | 6,118 | 6,390 | 6,156 | 5,827 | 4,976 | 6,079 | 6,782 | 11.6 |
| DISTRICT 12: FARMINGTON | 2,717 | 3,019 | 3,077 | 2,794 | 2,919 | 3,047 | 2,908 | -4.6 |
| SKOWHEGAN | 5,267 | 5,718 | 5,137 | 5,588 | 5,448 | 5,638 | 6,192 | 9.8 |
| Sub Total | 7,984 | 8,737 | 8,214 | 8,382 | 8,367 | 8,685 | 9,100 | 4.8 |
| DISTRICT 13: DOVER-FOXCROFT | 2,325 | 2,315 | 2,265 | 2,112 | 2,013 | 2,131 | 2,176 | 2.1 |
| LINCOLN | 1,529 | 1,352 | 1,470 | 1,283 | 1,281 | 1,215 | 1,316 | 8.3 |
| MILLINOCKET | 2,021 | 1,901 | 1,371 | 1,561 | 1,559 | 1,533 | 1,345 | -12.3 |
| Sub Total | 5,875 | 5,568 | 5,106 | 4,956 | 4,863 | 4,879 | 4,837 | -0.9 |
| STATE TOTAL | 138,805 | 143,766 | 135,688 | 135,770 | 128,302 | 140,387 | 145,003 | 3.3 |

Footnotes appear on Page 179 of this report.



DISTRICT COURT

TABLE DC-5

FILINGS

| STATE TOTAL | 1980 | 1981 | 1982 | 1983 | 1984 | 1985 | 1986 | % CHG. '85-'86 |
|---|---------|---------|---------|---------|---------|---------|---------|-------------------|
| - Civil | 14,013 | 14,542 | 13,324 | 12,481 | 12,263 | 12,100 | 12,013 | -0.7 |
| - Family Abuse (b) | 0 | 0 | 1,574 | 2,107 | 2,556 | 2,751 | 3,223 | 17.2 |
| - Money Judgments | 6,821 | 5,530 | 4,705 | 4,463 | 3,883 | 3,801 | 3,758 | -1.1 |
| - Small Claims | 20,132 | 21,063 | 22,174 | 24,051 | 22,718 | 24,880 | 26,981 | 8.4 |
| - Divorce | 7,591 | 7,742 | 6,992 | 7,001 | 7,511 | 7,370 | 6,988 | -5.2 |
| - Mental Health | 899 | 682 | 811 | 720 | 1,054 | 1,072 | 1,070 | -0.2 |
| Sub Total | 49,456 | 49,559 | 49,580 | 50,823 | 49,985 | 51,974 | 54,033 | 4.0 |
| - Juvenile | 3,961 | 3,864 | 3,405 | 3,240 | 3,065 | 3,896 | 3,840 | -1.4 |
| - Criminal A,B,C | 3,035 | 2,962 | 3,338 | 3,399 | 3,556 | 3,960 | 4,117 | 4.0 |
| - Criminal D,E | 26,279 | 26,521 | 27,287 | 27,017 | 27,418 | 32,998 | 34,096 | 3.3 |
| -Traffic Criminal | 56,074 | 60,860 | 52,078 | 51,291 | 44,278 | 47,559 | 48,917 | 2.9 |
| Sub Total | 89,349 | 94,207 | 86,108 | 84,947 | 78,317 | 88,413 | 90,970 | 2.9 |
| - Civil Violations and Traffic Infractions | 92,352 | 84,757 | 79,783 | 92,150 | 92,415 | 108,482 | 123,352 | 13.7 |
| TOTAL FILINGS | 231,157 | 228,523 | 215,471 | 227,920 | 220,717 | 248,869 | 268,355 | 7.8 |

DISPOSITIONS

| STATE TOTAL | 1980 | 1981 | 1982 | 1983 | 1984 | 1985 | 1986 | % CHG. '85-'86 |
|---|---------|---------|---------|---------|---------|---------|---------|-------------------|
| - Civil | 12,457 | 15,063 | 14,034 | 12,781 | 12,829 | 11,997 | 11,940 | -0.5 |
| - Family Abuse (b) | 0 | 0 | 1,422 | 1,954 | 2,064 | 2,274 | 2,819 | 24.0 |
| - Money Judgments | 6,570 | 5,675 | 4,559 | 4,349 | 3,576 | 3,085 | 4,143 | 34.3 |
| - Small Claims | 17,509 | 18,713 | 20,742 | 23,093 | 20,977 | 22,616 | 24,050 | 6.3 |
| - Divorce | 7,526 | 8,454 | 6,751 | 6,990 | 6,840 | 7,243 | 6,661 | -8.0 |
| - Mental Health | 897 | 737 | 760 | 722 | 990 | 1,030 | 1,106 | 7.4 |
| Sub Total | 44,959 | 48,642 | 48,268 | 49,889 | 47,276 | 48,245 | 50,719 | 5.1 |
| - Juvenile | 3,939 | 3,795 | 3,148 | 3,325 | 2,920 | 3,276 | 3,392 | 3.5 |
| - Criminal A,B,C | 2,543 | 2,871 | 3,120 | 3,137 | 3,113 | 3,612 | 3,593 | -0.5 |
| - Criminal D,E | 25,027 | 26,368 | 27,646 | 26,915 | 24,664 | 28,128 | 29,506 | 4.9 |
| -Traffic Criminal | 49,485 | 58,420 | 52,827 | 51,813 | 44,071 | 45,979 | 47,186 | 2.6 |
| Sub Total | 80,994 | 91,454 | 86,741 | 85,190 | 74,768 | 80,995 | 83,677 | 3.3 |
| - Civil Violations and Traffic Infractions | 96,308 | 85,996 | 80,261 | 89,417 | 91,173 | 106,395 | 122,429 | 15.1 |
| TOTAL DISPOSITIONS | 222,261 | 226,092 | 215,270 | 224,496 | 213,217 | 235,635 | 256,825 | 9.0 |

- Footnotes appear on Page 179 of this report.

- Case type definitions appear on Page 180 of this report.

TABLE DC-5
(con't.)

| DISTRICT 1 | FILINGS | | | | | | | DISPOSITIONS | | | | | | |
|--|---------|-------|-------|-------|-------|-------|-------|--------------|-------|-------|-------|-------|-------|-------|
| | 1980 | 1981 | 1982 | 1983 | 1984 | 1985 | 1986 | 1980 | 1981 | 1982 | 1983 | 1984 | 1985 | 1986 |
| CARIBOU | | | | | | | | | | | | | | |
| CIVIL | 300 | 279 | 290 | 228 | 233 | 260 | 223 | 296 | 284 | 320 | 275 | 253 | 277 | 228 |
| FAMILY ABUSE (b) | 0 | 0 | 26 | 36 | 31 | 54 | 39 | 0 | 0 | 20 | 26 | 27 | 50 | 59 |
| MONEY JUDGMENTS | 194 | 141 | 132 | 120 | 115 | 148 | 105 | 194 | 142 | 139 | 123 | 103 | 137 | 86 |
| SMALL CLAIMS | 640 | 472 | 463 | 366 | 366 | 404 | 643 | 552 | 495 | 479 | 398 | 342 | 380 | 618 |
| DIVORCE | 198 | 195 | 196 | 199 | 199 | 165 | 190 | 193 | 197 | 204 | 199 | 193 | 157 | 184 |
| MENTAL HEALTH | 0 | 0 | 0 | 2 | 0 | 0 | 0 | 0 | 0 | 0 | 0 | 0 | 0 | 0 |
| Sub Total | 1,332 | 1,087 | 1,107 | 951 | 944 | 1,031 | 1,200 | 1,235 | 1,118 | 1,162 | 1,021 | 918 | 1,001 | 1,175 |
| JUVENILE | 66 | 60 | 70 | 58 | 54 | 60 | 59 | 73 | 85 | 83 | 62 | 57 | 52 | 56 |
| CRIMINAL A,B,C | 70 | 41 | 26 | 28 | 26 | 32 | 52 | 58 | 50 | 32 | 28 | 29 | 29 | 46 |
| CRIMINAL D,E | 374 | 388 | 304 | 200 | 183 | 178 | 225 | 377 | 371 | 300 | 213 | 181 | 179 | 234 |
| TRAFFIC CRIMINAL | 734 | 911 | 869 | 588 | 434 | 496 | 504 | 768 | 932 | 887 | 569 | 398 | 485 | 531 |
| Sub Total | 1,244 | 1,400 | 1,269 | 874 | 697 | 766 | 840 | 1,276 | 1,438 | 1,262 | 872 | 665 | 745 | 867 |
| CIVIL VIOLATIONS/ TRAFFIC INFRACTIONS | 1,107 | 972 | 1,201 | 984 | 887 | 829 | 1,020 | 1,117 | 983 | 1,185 | 915 | 833 | 800 | 967 |
| TOTAL | 3,683 | 3,459 | 3,577 | 2,809 | 2,528 | 2,626 | 3,060 | 3,628 | 3,539 | 3,609 | 2,808 | 2,416 | 2,546 | 3,009 |
| FORT KENT | | | | | | | | | | | | | | |
| JUVENILE | 13 | 8 | 13 | 10 | 6 | 20 | 15 | 12 | 1 | 12 | 12 | 3 | 13 | 17 |
| CRIMINAL A,B,C | 13 | 11 | 19 | 14 | 7 | 9 | 15 | 10 | 11 | 18 | 12 | 4 | 9 | 11 |
| CRIMINAL D,E | 448 | 387 | 337 | 253 | 170 | 160 | 182 | 450 | 390 | 312 | 250 | 170 | 144 | 183 |
| TRAFFIC CRIMINAL | 461 | 529 | 302 | 369 | 264 | 307 | 296 | 467 | 494 | 300 | 354 | 257 | 308 | 292 |
| Sub Total | 935 | 935 | 671 | 646 | 447 | 496 | 508 | 939 | 896 | 642 | 628 | 434 | 474 | 503 |
| CIVIL VIOLATIONS/ TRAFFIC INFRACTIONS | 459 | 683 | 563 | 591 | 510 | 620 | 433 | 453 | 692 | 544 | 575 | 486 | 629 | 413 |
| TOTAL | 1,394 | 1,618 | 1,234 | 1,237 | 957 | 1,116 | 941 | 1,392 | 1,588 | 1,186 | 1,203 | 920 | 1,103 | 916 |
| MADAWASKA | | | | | | | | | | | | | | |
| CIVIL | 217 | 181 | 173 | 149 | 128 | 123 | 166 | 96 | 129 | 114 | 176 | 149 | 142 | 165 |
| FAMILY ABUSE (b) | 0 | 0 | 0 | 3 | 4 | 13 | 22 | 0 | 0 | 0 | 3 | 4 | 14 | 23 |
| MONEY JUDGMENTS | 135 | 134 | 91 | 78 | 46 | 82 | 50 | 174 | 119 | 97 | 73 | 86 | 71 | 89 |
| SMALL CLAIMS | 454 | 289 | 272 | 306 | 310 | 439 | 419 | 583 | 228 | 254 | 239 | 201 | 349 | 342 |
| DIVORCE | 53 | 55 | 58 | 51 | 53 | 79 | 57 | 42 | 71 | 61 | 64 | 77 | 85 | 52 |
| MENTAL HEALTH | 0 | 0 | 0 | 0 | 0 | 0 | 0 | 0 | 0 | 0 | 0 | 0 | 0 | 0 |
| Sub Total | 859 | 659 | 594 | 585 | 541 | 716 | 714 | 895 | 547 | 526 | 555 | 517 | 661 | 671 |
| JUVENILE | 12 | 7 | 23 | 26 | 27 | 22 | 26 | 12 | 7 | 28 | 25 | 25 | 25 | 26 |
| CRIMINAL A,B,C | 7 | 11 | 11 | 13 | 12 | 11 | 4 | 7 | 11 | 11 | 11 | 12 | 11 | 4 |
| CRIMINAL D,E | 275 | 185 | 111 | 140 | 88 | 100 | 144 | 273 | 181 | 111 | 131 | 92 | 100 | 144 |
| TRAFFIC CRIMINAL | 148 | 107 | 120 | 210 | 124 | 119 | 77 | 153 | 108 | 120 | 202 | 129 | 119 | 77 |
| Sub Total | 442 | 310 | 265 | 389 | 251 | 252 | 251 | 445 | 307 | 270 | 369 | 258 | 255 | 251 |
| CIVIL VIOLATIONS/ TRAFFIC INFRACTIONS | 518 | 489 | 453 | 321 | 278 | 467 | 525 | 516 | 487 | 452 | 318 | 286 | 467 | 525 |
| TOTAL | 1,819 | 1,458 | 1,312 | 1,295 | 1,070 | 1,435 | 1,490 | 1,856 | 1,341 | 1,248 | 1,242 | 1,061 | 1,383 | 1,447 |
| VAN BUREN (a) | | | | | | | | | | | | | | |
| JUVENILE | 7 | 4 | 12 | 11 | 7 | 2 | 3 | 7 | 4 | 12 | 11 | 5 | 1 | 1 |
| CRIMINAL A,B,C | 19 | 31 | 24 | 51 | 49 | 39 | 58 | 16 | 31 | 40 | 46 | 31 | 30 | 49 |
| CRIMINAL D,E | 111 | 124 | 78 | 47 | 66 | 59 | 98 | 88 | 124 | 68 | 54 | 46 | 51 | 83 |
| TRAFFIC CRIMINAL | 93 | 108 | 96 | 48 | 30 | 42 | 59 | 73 | 107 | 98 | 58 | 29 | 37 | 54 |
| Sub Total | 230 | 267 | 210 | 157 | 152 | 142 | 218 | 184 | 266 | 218 | 169 | 111 | 119 | 187 |
| CIVIL VIOLATIONS/ TRAFFIC INFRACTIONS | 145 | 232 | 135 | 144 | 128 | 128 | 172 | 140 | 230 | 132 | 165 | 114 | 123 | 172 |
| TOTAL | 375 | 499 | 345 | 301 | 280 | 270 | 390 | 324 | 496 | 350 | 334 | 225 | 242 | 359 |

Footnotes appear on Page 179 of this report.

TABLE DC-5
(con't.)

| DISTRICT 2 | FILINGS | | | | | | | * | DISPOSITIONS | | | | | | |
|--|---------|-------|-------|-------|-------|-------|-------|---|--------------|-------|-------|-------|-------|-------|-------|
| | 1980 | 1981 | 1982 | 1983 | 1984 | 1985 | 1986 | | 1980 | 1981 | 1982 | 1983 | 1984 | 1985 | 1986 |
| HOULTON (c) | | | | | | | | | | | | | | | |
| CIVIL | 364 | 319 | 336 | 307 | 274 | 219 | 198 | * | 243 | 334 | 333 | 287 | 249 | 245 | 240 |
| FAMILY ABUSE (b) | 0 | 0 | 11 | 25 | 17 | 42 | 45 | * | 0 | 0 | 2 | 14 | 9 | 19 | 28 |
| MONEY JUDGMENTS | 221 | 190 | 150 | 173 | 134 | 126 | 73 | * | 144 | 135 | 93 | 102 | 95 | 90 | 62 |
| SMALL CLAIMS | 724 | 453 | 416 | 403 | 422 | 519 | 482 | * | 668 | 403 | 344 | 377 | 399 | 462 | 460 |
| DIVORCE | 111 | 103 | 103 | 95 | 95 | 103 | 107 | * | 101 | 91 | 98 | 101 | 87 | 93 | 89 |
| MENTAL HEALTH | 0 | 0 | 0 | 0 | 0 | 0 | 0 | * | 0 | 0 | 0 | 0 | 0 | 0 | 0 |
| Sub Total | 1,420 | 1,065 | 1,016 | 1,003 | 942 | 1,009 | 903 | * | 1,156 | 963 | 870 | 861 | 829 | 909 | 879 |
| | | | | | | | | | | | | | | | |
| JUVENILE | 74 | 119 | 84 | 58 | 32 | 41 | 62 | * | 51 | 92 | 90 | 41 | 33 | 33 | 55 |
| CRIMINAL A,B,C | 56 | 84 | 66 | 48 | 54 | 52 | 47 | * | 52 | 76 | 55 | 48 | 44 | 55 | 44 |
| CRIMINAL D,E | 492 | 908 | 531 | 443 | 501 | 404 | 359 | * | 458 | 876 | 415 | 455 | 460 | 433 | 340 |
| TRAFFIC CRIMINAL | 1,091 | 1,526 | 1,501 | 964 | 579 | 591 | 860 | * | 1,039 | 1,520 | 1,476 | 1,134 | 599 | 566 | 851 |
| Sub Total | 1,713 | 2,637 | 2,182 | 1,513 | 1,166 | 1,088 | 1,328 | * | 1,600 | 2,564 | 2,036 | 1,678 | 1,136 | 1,087 | 1,290 |
| | | | | | | | | | | | | | | | |
| CIVIL VIOLATIONS/ TRAFFIC INFRACTIONS | 1,992 | 2,161 | 1,432 | 1,279 | 1,075 | 1,173 | 1,408 | * | 1,988 | 2,090 | 1,474 | 1,329 | 1,093 | 1,207 | 1,307 |
| | | | | | | | | | | | | | | | |
| TOTAL | 5,125 | 5,863 | 4,630 | 3,795 | 3,183 | 3,270 | 3,639 | * | 4,744 | 5,617 | 4,380 | 3,868 | 3,058 | 3,203 | 3,476 |
| | | | | | | | | | | | | | | | |
| PRESQUE ISLE | | | | | | | | | | | | | | | |
| CIVIL | 692 | 762 | 753 | 646 | 594 | 486 | 473 | * | 533 | 580 | 718 | 680 | 628 | 551 | 458 |
| FAMILY ABUSE (b) | 0 | 0 | 25 | 24 | 39 | 37 | 57 | * | 0 | 0 | 22 | 24 | 32 | 38 | 57 |
| MONEY JUDGMENTS | 396 | 410 | 358 | 370 | 293 | 286 | 212 | * | 396 | 401 | 351 | 371 | 289 | 282 | 182 |
| SMALL CLAIMS | 333 | 338 | 333 | 404 | 494 | 455 | 659 | * | 335 | 341 | 258 | 321 | 398 | 403 | 535 |
| DIVORCE | 160 | 177 | 148 | 157 | 172 | 152 | 167 | * | 122 | 170 | 131 | 164 | 130 | 137 | 134 |
| MENTAL HEALTH | 0 | 0 | 0 | 0 | 0 | 0 | 0 | * | 0 | 0 | 0 | 0 | 0 | 0 | 0 |
| Sub Total | 1,581 | 1,687 | 1,617 | 1,601 | 1,592 | 1,416 | 1,568 | * | 1,386 | 1,492 | 1,480 | 1,540 | 1,477 | 1,411 | 1,366 |
| | | | | | | | | | | | | | | | |
| JUVENILE | 97 | 82 | 70 | 58 | 11 | 54 | 59 | * | 72 | 73 | 62 | 57 | 37 | 33 | 41 |
| CRIMINAL A,B,C | 11 | 35 | 60 | 70 | 64 | 91 | 75 | * | 26 | 50 | 59 | 64 | 55 | 58 | 64 |
| CRIMINAL D,E | 804 | 676 | 616 | 605 | 512 | 462 | 509 | * | 710 | 636 | 622 | 586 | 525 | 442 | 461 |
| TRAFFIC CRIMINAL | 1,369 | 1,226 | 1,011 | 960 | 964 | 1,085 | 917 | * | 1,340 | 1,186 | 965 | 974 | 859 | 971 | 841 |
| Sub Total | 2,261 | 2,019 | 1,757 | 1,693 | 1,551 | 1,692 | 1,560 | * | 2,148 | 1,945 | 1,708 | 1,681 | 1,476 | 1,504 | 1,407 |
| | | | | | | | | | | | | | | | |
| CIVIL VIOLATIONS/ TRAFFIC INFRACTIONS | 1,625 | 1,445 | 1,217 | 1,309 | 1,301 | 1,030 | 1,472 | * | 1,641 | 1,480 | 1,222 | 1,336 | 1,314 | 1,009 | 1,483 |
| | | | | | | | | | | | | | | | |
| TOTAL | 5,487 | 5,151 | 4,591 | 4,603 | 4,444 | 4,138 | 4,600 | * | 5,175 | 4,917 | 4,410 | 4,557 | 4,267 | 3,924 | 4,256 |

Footnotes appear on Page 179 of this report.

TABLE DC-5
(con't.)

| DISTRICT 3 | FILINGS | | | | | | | DISPOSITIONS | | | | | | |
|--|---------|--------|--------|--------|--------|--------|--------|--------------|--------|--------|--------|--------|--------|--------|
| | 1980 | 1981 | 1982 | 1983 | 1984 | 1985 | 1986 | 1980 | 1981 | 1982 | 1983 | 1984 | 1985 | 1986 |
| BANGOR | | | | | | | | | | | | | | |
| CIVIL | 1,156 | 1,481 | 1,222 | 1,253 | 1,152 | 1,269 | 1,159 | 959 | 1,583 | 1,344 | 1,158 | 1,074 | 961 | 1,052 |
| FAMILY ABUSE (b) | 0 | 0 | 206 | 221 | 253 | 291 | 377 | 0 | 0 | 204 | 203 | 228 | 241 | 303 |
| MONEY JUDGMENTS | 439 | 438 | 334 | 311 | 251 | 260 | 298 | 381 | 512 | 346 | 235 | 233 | 237 | 288 |
| SMALL CLAIMS | 1,403 | 1,823 | 2,022 | 1,608 | 1,814 | 1,896 | 2,071 | 932 | 1,766 | 1,982 | 1,850 | 1,492 | 1,808 | 1,825 |
| DIVORCE | 692 | 567 | 607 | 648 | 622 | 636 | 536 | 640 | 824 | 560 | 648 | 539 | 750 | 540 |
| MENTAL HEALTH | 240 | 220 | 222 | 277 | 326 | 364 | 286 | 243 | 215 | 217 | 295 | 293 | 326 | 260 |
| Sub Total | 3,930 | 4,529 | 4,613 | 4,318 | 4,418 | 4,716 | 4,727 | 3,155 | 4,900 | 4,653 | 4,389 | 3,859 | 4,323 | 4,268 |
| JUVENILE | 438 | 345 | 330 | 294 | 272 | 347 | 354 | 409 | 433 | 307 | 208 | 264 | 344 | 267 |
| CRIMINAL A,B,C | 247 | 267 | 206 | 248 | 303 | 302 | 337 | 264 | 274 | 264 | 299 | 263 | 320 | 291 |
| CRIMINAL D,E | 1,854 | 1,718 | 2,388 | 2,600 | 2,533 | 2,698 | 2,831 | 1,875 | 1,695 | 2,258 | 2,514 | 2,463 | 2,685 | 2,592 |
| TRAFFIC CRIMINAL | 4,316 | 3,572 | 2,839 | 2,578 | 2,297 | 2,261 | 2,247 | 4,282 | 3,426 | 2,868 | 2,526 | 2,261 | 2,207 | 2,008 |
| Sub Total | 6,855 | 5,902 | 5,823 | 5,720 | 5,405 | 5,668 | 5,769 | 6,830 | 5,828 | 5,695 | 5,635 | 5,251 | 5,556 | 5,158 |
| CIVIL VIOLATIONS/ TRAFFIC INFRACTIONS | 5,387 | 5,488 | 5,867 | 5,033 | 5,585 | 7,512 | 10,521 | 5,376 | 5,399 | 5,734 | 5,093 | 5,599 | 7,571 | 10,184 |
| TOTAL | 16,172 | 15,920 | 16,123 | 15,071 | 15,408 | 17,896 | 21,017 | 15,361 | 16,127 | 16,082 | 15,117 | 14,709 | 17,450 | 19,610 |
| NEWPORT | | | | | | | | | | | | | | |
| CIVIL | 103 | 128 | 120 | 119 | 132 | 146 | 153 | 82 | 108 | 128 | 133 | 153 | 157 | 172 |
| FAMILY ABUSE (b) | 0 | 0 | 32 | 47 | 57 | 52 | 49 | 0 | 0 | 29 | 47 | 51 | 51 | 41 |
| MONEY JUDGMENTS | 91 | 73 | 59 | 46 | 33 | 60 | 57 | 83 | 69 | 60 | 49 | 36 | 64 | 62 |
| SMALL CLAIMS | 344 | 293 | 279 | 488 | 383 | 434 | 452 | 300 | 245 | 264 | 477 | 291 | 416 | 426 |
| DIVORCE | 149 | 137 | 139 | 145 | 138 | 156 | 133 | 135 | 115 | 128 | 153 | 131 | 155 | 139 |
| MENTAL HEALTH | 0 | 0 | 0 | 0 | 0 | 0 | 0 | 0 | 0 | 0 | 0 | 0 | 0 | 0 |
| Sub Total | 687 | 631 | 629 | 846 | 743 | 848 | 844 | 600 | 537 | 607 | 859 | 662 | 843 | 840 |
| JUVENILE | 54 | 66 | 46 | 57 | 60 | 49 | 36 | 49 | 57 | 37 | 51 | 60 | 44 | 24 |
| CRIMINAL A,B,C | 40 | 50 | 40 | 57 | 67 | 70 | 54 | 33 | 48 | 44 | 50 | 68 | 76 | 45 |
| CRIMINAL D,E | 457 | 439 | 421 | 296 | 403 | 287 | 368 | 452 | 436 | 420 | 275 | 379 | 287 | 355 |
| TRAFFIC CRIMINAL | 853 | 716 | 523 | 558 | 515 | 545 | 647 | 847 | 774 | 536 | 551 | 496 | 548 | 618 |
| Sub Total | 1,404 | 1,271 | 1,030 | 968 | 1,045 | 951 | 1,105 | 1,381 | 1,315 | 1,037 | 927 | 1,003 | 955 | 1,042 |
| CIVIL VIOLATIONS/ TRAFFIC INFRACTIONS | 2,907 | 2,029 | 1,838 | 2,174 | 2,242 | 2,384 | 2,706 | 2,757 | 1,900 | 1,673 | 2,051 | 2,171 | 2,309 | 2,591 |
| TOTAL | 4,998 | 3,931 | 3,497 | 3,988 | 4,030 | 4,183 | 4,655 | 4,738 | 3,752 | 3,317 | 3,837 | 3,836 | 4,107 | 4,473 |

Footnotes appear on Page 179 of this report.

TABLE DC-5
(con't.)

| DISTRICT 4 | FILINGS | | | | | | | DISPOSITIONS | | | | | | |
|--|---------|-------|-------|-------|-------|-------|-------|--------------|-------|-------|-------|-------|-------|-------|
| | 1980 | 1981 | 1982 | 1983 | 1984 | 1985 | 1986 | 1980 | 1981 | 1982 | 1983 | 1984 | 1985 | 1986 |
| CALAIS | | | | | | | | | | | | | | |
| CIVIL | 180 | 211 | 203 | 197 | 159 | 129 | 174 | 201 | 217 | 223 | 175 | 172 | 159 | 181 |
| FAMILY ABUSE (b) | 0 | 0 | 6 | 15 | 36 | 26 | 40 | 0 | 0 | 5 | 19 | 35 | 23 | 39 |
| MONEY JUDGMENTS | 99 | 78 | 89 | 89 | 51 | 20 | 33 | 124 | 102 | 119 | 103 | 98 | 61 | 62 |
| SMALL CLAIMS | 242 | 247 | 320 | 571 | 507 | 485 | 475 | 246 | 282 | 318 | 630 | 536 | 473 | 475 |
| DIVORCE | 122 | 119 | 95 | 87 | 112 | 108 | 99 | 115 | 158 | 104 | 101 | 114 | 117 | 101 |
| MENTAL HEALTH | 0 | 0 | 0 | 0 | 0 | 0 | 2 | 0 | 0 | 0 | 0 | 0 | 0 | 2 |
| Sub Total | 643 | 655 | 713 | 959 | 865 | 768 | 823 | 686 | 759 | 769 | 1,028 | 953 | 833 | 860 |
| JUVENILE | | | | | | | | | | | | | | |
| CRIMINAL A,B,C | 56 | 58 | 48 | 32 | 78 | 86 | 104 | 59 | 62 | 40 | 53 | 72 | 70 | 104 |
| CRIMINAL D,E | 39 | 72 | 37 | 23 | 49 | 46 | 42 | 41 | 79 | 43 | 26 | 49 | 51 | 43 |
| TRAFFIC CRIMINAL | 669 | 574 | 551 | 465 | 524 | 557 | 524 | 713 | 587 | 530 | 535 | 492 | 536 | 519 |
| Sub Total | 578 | 676 | 653 | 601 | 485 | 573 | 604 | 607 | 676 | 616 | 640 | 499 | 604 | 605 |
| Sub Total | 1,342 | 1,380 | 1,289 | 1,121 | 1,136 | 1,262 | 1,274 | 1,420 | 1,404 | 1,229 | 1,254 | 1,112 | 1,261 | 1,271 |
| CIVIL VIOLATIONS/ TRAFFIC INFRACTIONS | | | | | | | | | | | | | | |
| | 873 | 655 | 598 | 1,102 | 904 | 965 | 905 | 865 | 731 | 594 | 995 | 847 | 954 | 876 |
| TOTAL | 2,858 | 2,690 | 2,600 | 3,182 | 2,905 | 2,995 | 3,002 | 2,971 | 2,894 | 2,592 | 3,277 | 2,912 | 3,048 | 3,007 |
| MACHIAS | | | | | | | | | | | | | | |
| CIVIL | 135 | 151 | 117 | 123 | 95 | 89 | 79 | 183 | 115 | 132 | 128 | 85 | 161 | 62 |
| FAMILY ABUSE (b) | 0 | 0 | 22 | 23 | 30 | 20 | 51 | 0 | 0 | 21 | 26 | 34 | 15 | 47 |
| MONEY JUDGMENTS | 50 | 39 | 35 | 35 | 26 | 24 | 33 | 6 | 8 | 5 | 11 | 5 | 3 | 6 |
| SMALL CLAIMS | 341 | 203 | 398 | 362 | 422 | 559 | 705 | 244 | 94 | 310 | 329 | 371 | 511 | 501 |
| DIVORCE | 109 | 134 | 93 | 104 | 122 | 111 | 113 | 132 | 109 | 100 | 116 | 98 | 137 | 87 |
| MENTAL HEALTH | 0 | 0 | 0 | 0 | 2 | 1 | 0 | 0 | 0 | 0 | 0 | 1 | 0 | 0 |
| Sub Total | 635 | 527 | 665 | 647 | 697 | 804 | 981 | 585 | 326 | 568 | 610 | 594 | 827 | 703 |
| JUVENILE | | | | | | | | | | | | | | |
| CRIMINAL A,B,C | 21 | 12 | 38 | 34 | 19 | 19 | 125 | 22 | 6 | 19 | 27 | 21 | 18 | 81 |
| CRIMINAL D,E | 38 | 57 | 39 | 42 | 43 | 46 | 42 | 37 | 50 | 46 | 39 | 49 | 38 | 46 |
| TRAFFIC CRIMINAL | 677 | 678 | 661 | 670 | 671 | 682 | 717 | 596 | 579 | 685 | 710 | 657 | 631 | 740 |
| Sub Total | 362 | 382 | 675 | 648 | 448 | 489 | 686 | 362 | 380 | 675 | 683 | 426 | 486 | 641 |
| Sub Total | 1,098 | 1,129 | 1,413 | 1,394 | 1,181 | 1,236 | 1,570 | 1,017 | 1,015 | 1,425 | 1,459 | 1,153 | 1,173 | 1,508 |
| CIVIL VIOLATIONS/ TRAFFIC INFRACTIONS | | | | | | | | | | | | | | |
| | 773 | 526 | 605 | 701 | 511 | 424 | 667 | 841 | 504 | 636 | 706 | 510 | 425 | 620 |
| TOTAL | 2,506 | 2,182 | 2,683 | 2,742 | 2,389 | 2,464 | 3,218 | 2,423 | 1,845 | 2,629 | 2,775 | 2,257 | 2,425 | 2,831 |

Footnotes appear on Page 179 of this report.

TABLE DC-5
(con't.)

| DISTRICT 5 | FILINGS | | | | | | | DISPOSITIONS | | | | | | |
|--|---------|-------|-------|-------|-------|-------|-------|--------------|-------|-------|-------|-------|-------|-------|
| | 1980 | 1981 | 1982 | 1983 | 1984 | 1985 | 1986 | 1980 | 1981 | 1982 | 1983 | 1984 | 1985 | 1986 |
| BAR HARBOR | | | | | | | | | | | | | | |
| CIVIL | 77 | 94 | 115 | 67 | 85 | 102 | 62 | 69 | 60 | 104 | 52 | 86 | 118 | 20 |
| FAMILY ABUSE (b) | 0 | 0 | 18 | 5 | 20 | 7 | 13 | 0 | 0 | 12 | 4 | 14 | 3 | 9 |
| MONEY JUDGMENTS | 57 | 36 | 20 | 13 | 18 | 12 | 19 | 72 | 37 | 46 | 11 | 11 | 6 | 8 |
| SMALL CLAIMS | 192 | 157 | 174 | 178 | 124 | 163 | 270 | 179 | 141 | 191 | 190 | 104 | 150 | 138 |
| DIVORCE | 62 | 88 | 62 | 55 | 66 | 79 | 50 | 52 | 67 | 79 | 52 | 68 | 56 | 36 |
| MENTAL HEALTH | 0 | 0 | 0 | 0 | 0 | 0 | 0 | 0 | 0 | 0 | 0 | 0 | 0 | 0 |
| Sub Total | 388 | 375 | 390 | 318 | 313 | 363 | 414 | 372 | 305 | 432 | 309 | 283 | 333 | 211 |
| JUVENILE | 21 | 11 | 30 | 29 | 21 | 19 | 25 | 29 | 15 | 25 | 27 | 21 | 12 | 16 |
| CRIMINAL A,B,C | 23 | 25 | 15 | 21 | 19 | 15 | 11 | 25 | 18 | 18 | 15 | 22 | 12 | 7 |
| CRIMINAL D,E | 230 | 252 | 319 | 281 | 260 | 343 | 250 | 233 | 221 | 305 | 305 | 260 | 306 | 239 |
| TRAFFIC CRIMINAL | 260 | 251 | 85 | 113 | 250 | 188 | 352 | 248 | 223 | 83 | 135 | 222 | 179 | 274 |
| Sub Total | 534 | 539 | 449 | 444 | 550 | 565 | 638 | 535 | 477 | 431 | 482 | 525 | 509 | 536 |
| CIVIL VIOLATIONS/ TRAFFIC INFRACTIONS | 515 | 572 | 603 | 424 | 382 | 659 | 780 | 524 | 513 | 615 | 459 | 355 | 639 | 677 |
| TOTAL | 1,437 | 1,486 | 1,442 | 1,186 | 1,245 | 1,587 | 1,832 | 1,431 | 1,295 | 1,478 | 1,250 | 1,163 | 1,481 | 1,424 |
| BELFAST (d) | | | | | | | | | | | | | | |
| CIVIL | 248 | 219 | 228 | 186 | 188 | 138 | 161 | 238 | 158 | 175 | 76 | 126 | 114 | 121 |
| FAMILY ABUSE (b) | 0 | 0 | 17 | 28 | 43 | 43 | 68 | 0 | 0 | 15 | 16 | 24 | 29 | 51 |
| MONEY JUDGMENTS | 151 | 119 | 66 | 69 | 62 | 44 | 37 | 120 | 88 | 59 | 52 | 35 | 41 | 20 |
| SMALL CLAIMS | 695 | 494 | 458 | 652 | 492 | 557 | 855 | 697 | 428 | 391 | 534 | 465 | 489 | 699 |
| DIVORCE | 182 | 192 | 172 | 167 | 194 | 161 | 171 | 170 | 156 | 126 | 104 | 173 | 125 | 159 |
| MENTAL HEALTH | 1 | 0 | 0 | 0 | 0 | 0 | 0 | 0 | 0 | 0 | 0 | 0 | 0 | 0 |
| Sub Total | 1,277 | 1,024 | 941 | 1,102 | 979 | 943 | 1,292 | 1,225 | 830 | 766 | 782 | 823 | 798 | 1,050 |
| JUVENILE | 55 | 86 | 95 | 30 | 101 | 117 | 105 | 55 | 81 | 69 | 63 | 71 | 131 | 108 |
| CRIMINAL A,B,C | 99 | 94 | 78 | 47 | 47 | 51 | 50 | 80 | 90 | 81 | 44 | 38 | 52 | 60 |
| CRIMINAL D,E | 725 | 733 | 745 | 649 | 573 | 642 | 499 | 681 | 814 | 658 | 639 | 584 | 585 | 552 |
| TRAFFIC CRIMINAL | 1,003 | 1,130 | 1,078 | 872 | 688 | 1,094 | 1,047 | 958 | 1,152 | 1,054 | 852 | 656 | 1,037 | 879 |
| Sub Total | 1,882 | 2,043 | 1,996 | 1,598 | 1,409 | 1,804 | 1,701 | 1,774 | 2,137 | 1,862 | 1,598 | 1,349 | 1,805 | 1,599 |
| CIVIL VIOLATIONS/ TRAFFIC INFRACTIONS | 1,220 | 1,354 | 1,307 | 1,066 | 841 | 1,069 | 1,554 | 1,239 | 1,337 | 1,279 | 1,082 | 736 | 1,048 | 1,339 |
| TOTAL | 4,379 | 4,421 | 4,244 | 3,766 | 3,229 | 3,916 | 4,547 | 4,238 | 4,304 | 3,907 | 3,462 | 2,908 | 3,651 | 3,988 |
| ELLSWORTH | | | | | | | | | | | | | | |
| CIVIL | 280 | 259 | 285 | 232 | 264 | 265 | 247 | 302 | 255 | 298 | 224 | 278 | 272 | 122 |
| FAMILY ABUSE (b) | 0 | 0 | 34 | 54 | 62 | 50 | 83 | 0 | 0 | 27 | 49 | 59 | 48 | 37 |
| MONEY JUDGMENTS | 151 | 115 | 74 | 61 | 77 | 73 | 91 | 165 | 156 | 149 | 111 | 80 | 79 | 69 |
| SMALL CLAIMS | 892 | 648 | 747 | 770 | 631 | 891 | 778 | 820 | 556 | 725 | 722 | 601 | 717 | 714 |
| DIVORCE | 207 | 221 | 222 | 238 | 223 | 219 | 201 | 213 | 213 | 219 | 213 | 219 | 207 | 183 |
| MENTAL HEALTH | 0 | 0 | 0 | 0 | 0 | 0 | 0 | 0 | 0 | 0 | 0 | 0 | 0 | 0 |
| Sub Total | 1,530 | 1,243 | 1,362 | 1,355 | 1,257 | 1,488 | 1,400 | 1,500 | 1,180 | 1,416 | 1,319 | 1,237 | 1,323 | 1,125 |
| JUVENILE | 93 | 70 | 88 | 114 | 68 | 119 | 116 | 96 | 67 | 79 | 98 | 96 | 106 | 88 |
| CRIMINAL A,B,C | 72 | 51 | 73 | 63 | 97 | 75 | 84 | 69 | 53 | 77 | 54 | 79 | 85 | 81 |
| CRIMINAL D,E | 618 | 728 | 1,001 | 884 | 850 | 967 | 967 | 642 | 650 | 954 | 709 | 726 | 897 | 1,002 |
| TRAFFIC CRIMINAL | 1,341 | 1,585 | 1,435 | 1,368 | 1,199 | 1,178 | 1,134 | 1,360 | 1,556 | 1,441 | 1,379 | 1,247 | 1,128 | 1,135 |
| Sub Total | 2,124 | 2,434 | 2,597 | 2,429 | 2,214 | 2,339 | 2,301 | 2,167 | 2,326 | 2,551 | 2,240 | 2,148 | 2,196 | 2,306 |
| CIVIL VIOLATIONS/ TRAFFIC INFRACTIONS | 1,832 | 1,991 | 2,499 | 2,467 | 2,149 | 2,039 | 2,338 | 1,848 | 1,911 | 3,232 | 2,512 | 2,213 | 2,087 | 2,131 |
| TOTAL | 5,486 | 5,668 | 6,458 | 6,251 | 5,620 | 5,876 | 6,039 | 5,515 | 5,417 | 7,199 | 6,071 | 5,598 | 5,606 | 5,562 |

Footnotes appear on Page 179 of this report.

TABLE DC-5
(con't.)

| DISTRICT 6 | FILINGS | | | | | | | DISPOSITIONS | | | | | | |
|--|--------------|--------------|--------------|--------------|--------------|--------------|--------------|--------------|--------------|--------------|--------------|--------------|--------------|--------------|
| | 1980 | 1981 | 1982 | 1983 | 1984 | 1985 | 1986 | 1980 | 1981 | 1982 | 1983 | 1984 | 1985 | 1986 |
| BATH | | | | | | | | | | | | | | |
| CIVIL | 361 | 373 | 303 | 267 | 296 | 254 | 240 | 425 | 275 | 403 | 275 | 314 | 243 | 247 |
| FAMILY ABUSE (b) | 0 | 0 | 32 | 38 | 46 | 80 | 88 | 0 | 0 | 22 | 31 | 41 | 50 | 81 |
| MONEY JUDGMENTS | 219 | 138 | 98 | 119 | 101 | 85 | 86 | 186 | 117 | 67 | 77 | 60 | 49 | 71 |
| SMALL CLAIMS | 555 | 517 | 524 | 571 | 476 | 510 | 539 | 525 | 473 | 440 | 535 | 480 | 551 | 495 |
| DIVORCE | 228 | 240 | 215 | 207 | 196 | 183 | 247 | 249 | 214 | 208 | 204 | 202 | 210 | 210 |
| MENTAL HEALTH | 5 | 0 | 1 | 0 | 0 | 2 | 0 | 2 | 0 | 1 | 0 | 0 | 1 | 0 |
| Sub Total | 1,368 | 1,268 | 1,173 | 1,202 | 1,115 | 1,114 | 1,200 | 1,387 | 1,079 | 1,141 | 1,122 | 1,097 | 1,104 | 1,104 |
| JUVENILE | 123 | 97 | 129 | 58 | 57 | 68 | 87 | 131 | 105 | 118 | 52 | 52 | 70 | 59 |
| CRIMINAL A,B,C | 99 | 84 | 112 | 68 | 95 | 163 | 134 | 91 | 81 | 103 | 62 | 83 | 138 | 157 |
| CRIMINAL D,E | 512 | 533 | 505 | 439 | 483 | 584 | 514 | 491 | 505 | 459 | 439 | 485 | 544 | 520 |
| TRAFFIC CRIMINAL | 1,533 | 1,610 | 1,363 | 1,328 | 799 | 687 | 818 | 1,530 | 1,588 | 1,318 | 1,331 | 822 | 627 | 782 |
| Sub Total | 2,267 | 2,324 | 2,109 | 1,893 | 1,434 | 1,502 | 1,553 | 2,243 | 2,279 | 1,998 | 1,884 | 1,442 | 1,379 | 1,518 |
| CIVIL VIOLATIONS/ TRAFFIC INFRACTIONS | 3,247 | 2,956 | 2,198 | 3,159 | 2,185 | 2,209 | 1,972 | 3,261 | 2,931 | 2,143 | 3,103 | 2,131 | 2,043 | 1,854 |
| TOTAL | 6,882 | 6,548 | 5,480 | 6,254 | 4,734 | 4,825 | 4,725 | 6,891 | 6,289 | 5,282 | 6,109 | 4,670 | 4,526 | 4,476 |
| BRUNSWICK | | | | | | | | | | | | | | |
| CIVIL | 270 | 301 | 280 | 243 | 223 | 228 | 241 | 163 | 170 | 204 | 366 | 172 | 162 | 280 |
| FAMILY ABUSE (b) | 0 | 0 | 35 | 36 | 46 | 41 | 48 | 0 | 0 | 19 | 17 | 26 | 26 | 43 |
| MONEY JUDGMENTS | 113 | 114 | 78 | 94 | 47 | 62 | 76 | 22 | 40 | 23 | 50 | 15 | 18 | 23 |
| SMALL CLAIMS | 350 | 540 | 524 | 455 | 443 | 458 | 401 | 308 | 219 | 502 | 400 | 421 | 427 | 418 |
| DIVORCE | 190 | 233 | 199 | 196 | 217 | 188 | 225 | 180 | 193 | 177 | 185 | 168 | 224 | 183 |
| MENTAL HEALTH | 0 | 0 | 0 | 0 | 0 | 0 | 5 | 0 | 0 | 0 | 0 | 0 | 0 | 1 |
| Sub Total | 923 | 1,188 | 1,116 | 1,024 | 976 | 977 | 996 | 673 | 622 | 925 | 1,018 | 802 | 857 | 948 |
| JUVENILE | 95 | 87 | 73 | 72 | 49 | 67 | 81 | 93 | 69 | 66 | 61 | 45 | 51 | 61 |
| CRIMINAL A,B,C | 32 | 42 | 79 | 72 | 40 | 58 | 89 | 31 | 45 | 26 | 48 | 53 | 53 | 75 |
| CRIMINAL D,E | 842 | 876 | 590 | 503 | 388 | 639 | 531 | 1,239 | 1,532 | 606 | 490 | 447 | 557 | 420 |
| TRAFFIC CRIMINAL | 2,458 | 2,451 | 2,162 | 2,422 | 1,778 | 1,538 | 1,624 | 1,194 | 1,728 | 1,597 | 2,016 | 1,665 | 1,199 | 1,031 |
| Sub Total | 3,427 | 3,456 | 2,904 | 3,069 | 2,255 | 2,302 | 2,305 | 2,557 | 3,374 | 2,295 | 2,615 | 2,210 | 1,860 | 1,587 |
| CIVIL VIOLATIONS/ TRAFFIC INFRACTIONS | 5,535 | 4,546 | 4,558 | 4,935 | 4,112 | 4,058 | 4,047 | 5,575 | 4,831 | 4,788 | 4,662 | 4,298 | 3,920 | 4,119 |
| TOTAL | 9,885 | 9,190 | 8,578 | 9,028 | 7,343 | 7,337 | 7,348 | 8,805 | 8,827 | 8,008 | 8,295 | 7,310 | 6,637 | 6,654 |

Footnotes appear on Page 179 of this report.
DISTRICT 6 continued on following page.

TABLE DC-5
(con't.)

| DISTRICT 8 - continued | | FILINGS | | | | | | | DISPOSITIONS | | | | | | |
|--|-------|---------|-------|-------|-------|-------|-------|--|--------------|-------|-------|-------|-------|-------|-------|
| | 1980 | 1981 | 1982 | 1983 | 1984 | 1985 | 1986 | | 1980 | 1981 | 1982 | 1983 | 1984 | 1985 | 1986 |
| ROCKLAND | | | | | | | | | | | | | | | |
| CIVIL | 508 | 446 | 362 | 364 | 339 | 365 | 323 | | 396 | 409 | 345 | 417 | 327 | 330 | 325 |
| FAMILY ABUSE (b) | 0 | 0 | 22 | 38 | 64 | 81 | 90 | | 0 | 0 | 14 | 32 | 50 | 67 | 77 |
| MONEY JUDGMENTS | 365 | 243 | 205 | 185 | 135 | 151 | 98 | | 237 | 133 | 140 | 127 | 94 | 83 | 76 |
| SMALL CLAIMS | 878 | 816 | 1,310 | 1,161 | 1,112 | 1,135 | 1,299 | | 727 | 762 | 1,186 | 1,526 | 1,237 | 985 | 1,058 |
| DIVORCE | 249 | 272 | 227 | 257 | 257 | 221 | 225 | | 236 | 226 | 200 | 254 | 250 | 234 | 214 |
| MENTAL HEALTH | 0 | 0 | 0 | 0 | 0 | 0 | 0 | | 0 | 0 | 0 | 0 | 0 | 0 | 0 |
| Sub Total | 2,000 | 1,777 | 2,126 | 2,005 | 1,907 | 1,953 | 2,035 | | 1,596 | 1,530 | 1,885 | 2,356 | 1,958 | 1,699 | 1,750 |
| JUVENILE | | | | | | | | | | | | | | | |
| CRIMINAL A,B,C | 157 | 95 | 106 | 116 | 104 | 108 | 173 | | 155 | 88 | 111 | 118 | 97 | 102 | 167 |
| CRIMINAL D,E | 71 | 65 | 109 | 91 | 96 | 112 | 63 | | 78 | 74 | 79 | 118 | 102 | 90 | 64 |
| TRAFFIC CRIMINAL | 715 | 650 | 731 | 598 | 677 | 838 | 977 | | 720 | 643 | 660 | 579 | 641 | 780 | 895 |
| Sub Total | 1,343 | 1,491 | 1,253 | 1,221 | 1,702 | 1,367 | 1,168 | | 1,340 | 1,447 | 1,171 | 1,204 | 1,660 | 1,286 | 1,096 |
| Sub Total | 2,286 | 2,301 | 2,199 | 2,026 | 2,579 | 2,425 | 2,381 | | 2,293 | 2,252 | 2,021 | 2,019 | 2,500 | 2,258 | 2,222 |
| CIVIL VIOLATIONS/ TRAFFIC INFRACTIONS | | | | | | | | | | | | | | | |
| | 1,289 | 1,396 | 1,647 | 1,280 | 1,766 | 1,963 | 1,715 | | 1,266 | 1,378 | 1,638 | 1,281 | 1,609 | 1,927 | 1,706 |
| TOTAL | 5,575 | 5,474 | 5,972 | 5,311 | 6,252 | 6,341 | 6,131 | | 5,155 | 5,160 | 5,544 | 5,656 | 6,067 | 5,884 | 5,678 |
| WISCASSET | | | | | | | | | | | | | | | |
| CIVIL | 249 | 215 | 202 | 210 | 206 | 193 | 156 | | 177 | 254 | 179 | 226 | 162 | 146 | 128 |
| FAMILY ABUSE (b) | 0 | 0 | 31 | 28 | 36 | 33 | 46 | | 0 | 0 | 28 | 23 | 31 | 27 | 45 |
| MONEY JUDGMENTS | 151 | 109 | 70 | 75 | 56 | 59 | 48 | | 123 | 88 | 85 | 65 | 58 | 52 | 45 |
| SMALL CLAIMS | 635 | 684 | 775 | 519 | 462 | 568 | 465 | | 506 | 591 | 673 | 475 | 409 | 434 | 370 |
| DIVORCE | 191 | 187 | 180 | 158 | 161 | 161 | 158 | | 143 | 158 | 139 | 135 | 128 | 126 | 142 |
| MENTAL HEALTH | 0 | 0 | 3 | 0 | 0 | 0 | 0 | | 0 | 0 | 2 | 0 | 0 | 0 | 0 |
| Sub Total | 1,226 | 1,195 | 1,241 | 990 | 921 | 1,014 | 873 | | 949 | 1,091 | 1,106 | 924 | 788 | 785 | 730 |
| JUVENILE | | | | | | | | | | | | | | | |
| CRIMINAL A,B,C | 63 | 63 | 54 | 77 | 56 | 135 | 75 | | 48 | 44 | 19 | 77 | 35 | 87 | 96 |
| CRIMINAL D,E | 58 | 41 | 113 | 111 | 74 | 52 | 66 | | 21 | 40 | 96 | 115 | 72 | 77 | 68 |
| TRAFFIC CRIMINAL | 364 | 389 | 685 | 614 | 626 | 604 | 550 | | 358 | 394 | 562 | 569 | 588 | 601 | 514 |
| Sub Total | 1,118 | 1,285 | 941 | 969 | 755 | 882 | 891 | | 1,101 | 1,201 | 837 | 941 | 777 | 737 | 793 |
| Sub Total | 1,603 | 1,778 | 1,793 | 1,771 | 1,511 | 1,673 | 1,582 | | 1,528 | 1,679 | 1,514 | 1,702 | 1,472 | 1,502 | 1,471 |
| CIVIL VIOLATIONS/ TRAFFIC INFRACTIONS | | | | | | | | | | | | | | | |
| | 1,780 | 1,745 | 1,719 | 1,775 | 1,465 | 2,251 | 1,973 | | 1,734 | 1,582 | 1,489 | 1,693 | 1,472 | 2,215 | 1,924 |
| TOTAL | 4,609 | 4,718 | 4,753 | 4,536 | 3,897 | 4,938 | 4,428 | | 4,211 | 4,352 | 4,109 | 4,319 | 3,732 | 4,502 | 4,125 |

Footnotes appear on Page 179 of this report.

TABLE DC-5
(con't.)

| DISTRICT 7 | 1980 | 1981 | 1982 | FILINGS 1983 | II 1984 | 1985 | 1986 | 1980 | 1981 | DISPOSITIONS 1982 | 1983 | 1984 | 1985 | 1986 |
|--|--------|--------|--------|-----------------|------------|--------|--------|--------|--------|----------------------|--------|--------|--------|--------|
| AUGUSTA | | | | | | | | | | | | | | |
| CIVIL | 865 | 971 | 884 | 782 | 733 | 697 | 723 | 771 | 781 | 973 | 804 | 741 | 668 | 698 |
| FAMILY ABUSE (b) | 0 | 0 | 128 | 174 | 228 | 206 | 201 | 0 | 0 | 129 | 171 | 193 | 190 | 217 |
| MONEY JUDGMENTS | 418 | 427 | 380 | 330 | 360 | 285 | 278 | 375 | 663 | 327 | 321 | 387 | 296 | 273 |
| SMALL CLAIMS | 963 | 1,638 | 1,274 | 1,430 | 1,387 | 1,443 | 1,870 | 947 | 1,632 | 1,502 | 1,500 | 1,600 | 1,371 | 1,166 |
| DIVORCE | 539 | 544 | 444 | 462 | 464 | 440 | 423 | 505 | 795 | 422 | 474 | 472 | 441 | 391 |
| MENTAL HEALTH | 256 | 279 | 350 | 246 | 475 | 487 | 509 | 259 | 332 | 317 | 222 | 445 | 483 | 573 |
| Sub Total | 3,041 | 3,859 | 3,460 | 3,424 | 3,647 | 3,558 | 4,004 | 2,857 | 4,203 | 3,670 | 3,492 | 3,838 | 3,449 | 3,318 |
| JUVENILE | 337 | 349 | 132 | 211 | 239 | 211 | 245 | 368 | 393 | 186 | 229 | 255 | 210 | 211 |
| CRIMINAL A,B,C | 205 | 188 | 156 | 184 | 211 | 224 | 287 | 139 | 61 | 162 | 153 | 209 | 202 | 221 |
| CRIMINAL D,E | 1,839 | 1,881 | 1,807 | 1,905 | 1,281 | 2,193 | 2,726 | 1,639 | 1,931 | 1,150 | 1,414 | 1,540 | 1,930 | 1,870 |
| TRAFFIC CRIMINAL | 3,106 | 3,286 | 2,173 | 2,028 | 1,987 | 2,070 | 2,186 | 1,288 | 2,552 | 1,318 | 1,785 | 1,655 | 2,548 | 2,669 |
| Sub Total | 5,487 | 5,704 | 4,268 | 4,328 | 3,718 | 4,698 | 5,444 | 3,434 | 4,937 | 2,816 | 3,581 | 3,659 | 4,890 | 4,971 |
| CIVIL VIOLATIONS/ TRAFFIC INFRACTIONS | 8,058 | 5,773 | 6,659 | 5,593 | 6,089 | 9,029 | 9,012 | 8,996 | 7,544 | 7,267 | 6,220 | 5,986 | 9,564 | 10,875 |
| TOTAL | 16,586 | 15,336 | 14,387 | 13,345 | 13,454 | 17,285 | 18,460 | 15,287 | 16,684 | 13,753 | 13,293 | 13,483 | 17,903 | 19,164 |
| WATERVILLE | | | | | | | | | | | | | | |
| CIVIL | 581 | 533 | 442 | 413 | 381 | 417 | 342 | 828 | 615 | 668 | 306 | 374 | 338 | 402 |
| FAMILY ABUSE (b) | 0 | 0 | 64 | 118 | 110 | 130 | 155 | 0 | 0 | 42 | 112 | 116 | 101 | 129 |
| MONEY JUDGMENTS | 286 | 192 | 182 | 128 | 128 | 140 | 127 | 211 | 177 | 235 | 170 | 109 | 103 | 101 |
| SMALL CLAIMS | 830 | 1,216 | 1,057 | 1,262 | 1,018 | 1,193 | 1,067 | 791 | 909 | 933 | 1,130 | 1,044 | 1,066 | 1,016 |
| DIVORCE | 302 | 287 | 246 | 257 | 283 | 272 | 264 | 342 | 364 | 239 | 217 | 241 | 234 | 340 |
| MENTAL HEALTH | 0 | 0 | 0 | 0 | 0 | 0 | 0 | 0 | 0 | 0 | 0 | 0 | 0 | 0 |
| Sub Total | 1,999 | 2,228 | 1,991 | 2,178 | 1,920 | 2,152 | 1,955 | 2,170 | 2,065 | 2,117 | 1,935 | 1,884 | 1,842 | 1,988 |
| JUVENILE | 159 | 182 | 241 | 181 | 173 | 198 | 232 | 164 | 160 | 150 | 247 | 128 | 168 | 210 |
| CRIMINAL A,B,C | 108 | 71 | 121 | 158 | 183 | 226 | 249 | 66 | 82 | 98 | 155 | 177 | 144 | 266 |
| CRIMINAL D,E | 1,123 | 1,055 | 1,390 | 1,574 | 2,118 | 2,675 | 2,550 | 702 | 936 | 1,223 | 1,595 | 1,624 | 2,062 | 2,383 |
| TRAFFIC CRIMINAL | 1,370 | 1,644 | 1,620 | 1,380 | 993 | 711 | 747 | 679 | 1,056 | 1,177 | 1,186 | 1,021 | 841 | 608 |
| Sub Total | 2,760 | 2,952 | 3,372 | 3,293 | 3,467 | 3,810 | 3,778 | 1,611 | 2,214 | 2,648 | 3,183 | 2,950 | 3,215 | 3,467 |
| CIVIL VIOLATIONS/ TRAFFIC INFRACTIONS | 2,051 | 1,903 | 2,000 | 2,927 | 2,850 | 4,957 | 5,315 | 1,670 | 1,361 | 1,850 | 2,896 | 3,315 | 4,328 | 5,291 |
| TOTAL | 6,810 | 7,083 | 7,363 | 8,398 | 8,237 | 10,919 | 11,048 | 5,451 | 5,640 | 6,615 | 8,014 | 8,149 | 9,385 | 10,746 |

Footnotes appear on Page 179 of this report.

TABLE DC-5
(con't.)

| DISTRICT 8 | FILINGS | | | | | | | DISPOSITIONS | | | | | | |
|--|---------|--------|--------|--------|--------|--------|--------|--------------|--------|--------|--------|--------|--------|--------|
| | 1980 | 1981 | 1982 | 1983 | 1984 | 1985 | 1986 | 1980 | 1981 | 1982 | 1983 | 1984 | 1985 | 1986 |
| LEWISTON | | | | | | | | | | | | | | |
| CIVIL | 1,597 | 1,700 | 1,414 | 1,356 | 1,402 | 1,278 | 1,279 | 1,628 | 1,534 | 1,350 | 1,220 | 1,202 | 1,362 | 1,046 |
| FAMILY ABUSE (b) | 0 | 0 | 249 | 357 | 424 | 478 | 467 | 0 | 0 | 246 | 276 | 333 | 406 | 458 |
| MONEY JUDGMENTS | 735 | 517 | 414 | 406 | 365 | 322 | 328 | 927 | 570 | 343 | 335 | 327 | 133 | 315 |
| SMALL CLAIMS | 1,220 | 1,367 | 1,205 | 1,214 | 1,250 | 1,473 | 1,544 | 1,091 | 1,355 | 1,185 | 1,277 | 1,041 | 1,493 | 1,385 |
| DIVORCE | 686 | 713 | 626 | 584 | 663 | 616 | 570 | 821 | 802 | 658 | 687 | 759 | 724 | 787 |
| MENTAL HEALTH | 12 | 0 | 0 | 0 | 0 | 0 | 0 | 1 | 14 | 0 | 0 | 0 | 0 | 0 |
| Sub Total | 4,250 | 4,297 | 3,908 | 3,917 | 4,104 | 4,167 | 4,188 | 4,468 | 4,275 | 3,782 | 3,795 | 3,662 | 4,118 | 3,991 |
| JUVENILE | 345 | 286 | 263 | 280 | 252 | 337 | 271 | 340 | 258 | 273 | 396 | 282 | 291 | 271 |
| CRIMINAL A,B,C | 316 | 246 | 266 | 270 | 278 | 332 | 336 | 293 | 238 | 291 | 213 | 192 | 385 | 241 |
| CRIMINAL D,E | 2,074 | 2,035 | 2,004 | 2,226 | 2,032 | 2,860 | 2,951 | 2,106 | 1,781 | 1,855 | 1,929 | 1,926 | 2,047 | 2,797 |
| TRAFFIC CRIMINAL | 4,348 | 5,217 | 4,819 | 3,574 | 2,624 | 3,313 | 2,763 | 4,617 | 4,999 | 4,874 | 3,567 | 2,533 | 2,838 | 2,949 |
| Sub Total | 7,083 | 7,784 | 7,352 | 6,350 | 5,186 | 6,842 | 6,321 | 7,356 | 7,276 | 7,293 | 6,105 | 4,933 | 5,561 | 6,258 |
| CIVIL VIOLATIONS/ TRAFFIC INFRACTIONS | 6,486 | 5,239 | 5,590 | 7,567 | 8,585 | 11,952 | 10,459 | 6,500 | 5,025 | 5,411 | 6,979 | 8,226 | 10,778 | 10,675 |
| TOTAL | 17,819 | 17,320 | 16,850 | 17,834 | 17,875 | 22,961 | 20,968 | 18,324 | 16,576 | 16,486 | 16,879 | 16,821 | 20,457 | 20,924 |
| DISTRICT 9 | | | | | | | | | | | | | | |
| DISTRICT 9 | FILINGS | | | | | | | DISPOSITIONS | | | | | | |
| | 1,980 | 1,981 | 1,982 | 1,983 | 1,984 | 1,985 | 1,986 | 1,980 | 1,981 | 1,982 | 1,983 | 1,984 | 1,985 | 1,986 |
| BRIDGTON (e) | | | | | | | | | | | | | | |
| CIVIL | 141 | 149 | 142 | 124 | 70 | 97 | 128 | 166 | 193 | 161 | 114 | 87 | 125 | 134 |
| FAMILY ABUSE(b) | 0 | 0 | 16 | 21 | 36 | 58 | 56 | 0 | 0 | 0 | 22 | 33 | 49 | 49 |
| MONEY JUDGMENTS | 54 | 58 | 37 | 34 | 25 | 22 | 50 | 53 | 65 | 29 | 47 | 35 | 25 | 40 |
| SMALL CLAIMS | 342 | 210 | 281 | 308 | 313 | 369 | 762 | 255 | 292 | 43 | 378 | 322 | 350 | 731 |
| DIVORCE | 115 | 110 | 112 | 109 | 114 | 122 | 124 | 113 | 122 | 200 | 118 | 90 | 108 | 104 |
| MENTAL HEALTH | 0 | 0 | 0 | 0 | 0 | 0 | 0 | 0 | 0 | 109 | 0 | 0 | 0 | 0 |
| Sub Total | 652 | 527 | 588 | 596 | 558 | 668 | 1,120 | 587 | 672 | 542 | 679 | 567 | 657 | 1,058 |
| JUVENILE | 71 | 124 | 72 | 40 | 22 | 61 | 18 | 66 | 91 | 84 | 64 | 35 | 26 | 50 |
| CRIMINAL A,B,C | 79 | 55 | 72 | 39 | 36 | 37 | 27 | 61 | 38 | 67 | 37 | 45 | 40 | 28 |
| CRIMINAL D,E | 445 | 417 | 720 | 373 | 428 | 333 | 442 | 461 | 404 | 787 | 416 | 444 | 300 | 424 |
| TRAFFIC CRIMINAL | 490 | 569 | 499 | 924 | 793 | 621 | 685 | 394 | 449 | 357 | 759 | 764 | 602 | 691 |
| Sub Total | 1,085 | 1,165 | 1,363 | 1,376 | 1,279 | 1,052 | 1,172 | 982 | 982 | 1,275 | 1,276 | 1,288 | 968 | 1,193 |
| CIVIL VIOLATIONS/ TRAFFIC INFRACTIONS | 1,751 | 1,304 | 920 | 1,183 | 1,151 | 859 | 1,047 | 1,761 | 1,373 | 883 | 1,188 | 1,179 | 881 | 1,012 |
| TOTAL | 3,488 | 2,996 | 2,871 | 3,155 | 2,988 | 2,579 | 3,339 | 3,330 | 3,027 | 2,700 | 3,143 | 3,034 | 2,506 | 3,263 |
| PORTLAND (f) | | | | | | | | | | | | | | |
| CIVIL | 3,103 | 3,054 | 2,960 | 2,955 | 2,871 | 2,799 | 2,846 | 2,483 | 4,179 | 3,258 | 3,520 | 4,123 | 3,228 | 3,525 |
| FAMILY ABUSE (b) | 0 | 0 | 237 | 332 | 344 | 349 | 414 | 0 | 0 | 261 | 457 | 271 | 226 | 365 |
| MONEY JUDGMENTS | 919 | 798 | 865 | 943 | 768 | 782 | 847 | 854 | 668 | 843 | 1,192 | 738 | 505 | 1,623 |
| SMALL CLAIMS | 1,724 | 2,116 | 2,232 | 3,039 | 2,625 | 3,073 | 2,956 | 1,242 | 2,156 | 1,923 | 2,584 | 2,537 | 2,806 | 2,431 |
| DIVORCE | 1,177 | 1,223 | 1,102 | 1,069 | 1,219 | 1,245 | 1,084 | 1,255 | 1,204 | 1,003 | 1,080 | 1,023 | 1,069 | 940 |
| MENTAL HEALTH | 382 | 183 | 234 | 184 | 248 | 215 | 261 | 388 | 176 | 221 | 202 | 248 | 217 | 263 |
| Sub Total | 7,305 | 7,374 | 7,630 | 8,522 | 8,075 | 8,463 | 8,408 | 6,222 | 8,383 | 7,509 | 9,035 | 8,940 | 8,051 | 9,147 |
| JUVENILE | 504 | 546 | 414 | 462 | 397 | 454 | 446 | 502 | 517 | 339 | 418 | 437 | 388 | 367 |
| CRIMINAL A,B,C | 341 | 298 | 504 | 586 | 548 | 661 | 762 | 219 | 364 | 457 | 496 | 455 | 551 | 535 |
| CRIMINAL D,E | 2,887 | 3,052 | 3,188 | 4,256 | 4,520 | 5,350 | 6,176 | 2,326 | 2,902 | 5,138 | 5,045 | 2,643 | 3,610 | 2,978 |
| TRAFFIC CRIMINAL | 10,830 | 12,860 | 9,937 | 9,700 | 8,011 | 8,387 | 9,327 | 8,120 | 13,430 | 11,612 | 11,650 | 9,090 | 8,686 | 8,543 |
| Sub Total | 14,562 | 16,756 | 14,043 | 15,004 | 13,476 | 14,852 | 16,711 | 11,167 | 17,213 | 17,546 | 17,609 | 12,625 | 13,237 | 12,423 |
| CIVIL VIOLATIONS/ TRAFFIC INFRACTIONS | 15,944 | 16,160 | 15,688 | 20,818 | 19,506 | 21,826 | 30,991 | 19,280 | 16,213 | 15,053 | 19,069 | 19,293 | 22,134 | 28,986 |
| TOTAL | 37,811 | 40,290 | 37,361 | 44,344 | 41,057 | 45,141 | 56,110 | 36,669 | 41,809 | 40,108 | 45,713 | 40,858 | 43,422 | 50,556 |

Footnotes appear on Page 179 of this report.

TABLE DC-5
(con't.)

| DISTRICT 10 | FILINGS | | | | | | | DISPOSITIONS | | | | | | |
|--|---------|--------|--------|--------|--------|--------|--------|--------------|--------|--------|--------|--------|--------|--------|
| | 1980 | 1981 | 1982 | 1983 | 1984 | 1985 | 1986 | 1980 | 1981 | 1982 | 1983 | 1984 | 1985 | 1986 |
| BIDDEFORD | | | | | | | | | | | | | | |
| CIVIL | 714 | 733 | 724 | 675 | 681 | 764 | 738 | 481 | 753 | 602 | 514 | 479 | 350 | 425 |
| FAMILY ABUSE (b) | 0 | 0 | 85 | 118 | 140 | 157 | 171 | 0 | 0 | 33 | 49 | 63 | 79 | 58 |
| MONEY JUDGMENTS | 245 | 221 | 185 | 157 | 143 | 140 | 168 | 137 | 109 | 28 | 34 | 136 | 27 | 63 |
| SMALL CLAIMS | 1,147 | 1,220 | 1,390 | 1,610 | 1,673 | 1,358 | 1,273 | 759 | 611 | 1,427 | 1,295 | 1,222 | 965 | 1,419 |
| DIVORCE | 419 | 429 | 426 | 405 | 448 | 484 | 449 | 327 | 515 | 355 | 354 | 335 | 391 | 349 |
| MENTAL HEALTH | 0 | 0 | 0 | 8 | 0 | 0 | 0 | 0 | 0 | 0 | 0 | 0 | 0 | 0 |
| Sub Total | 2,525 | 2,603 | 2,810 | 2,973 | 3,085 | 2,903 | 2,799 | 1,684 | 1,988 | 2,445 | 2,246 | 2,235 | 1,812 | 2,314 |
| JUVENILE | 394 | 313 | 282 | 271 | 288 | 413 | 298 | 375 | 318 | 254 | 223 | 203 | 305 | 257 |
| CRIMINAL A,B,C | 290 | 313 | 274 | 282 | 292 | 255 | 397 | 215 | 312 | 256 | 256 | 244 | 304 | 386 |
| CRIMINAL D,E | 1,859 | 1,907 | 1,757 | 1,499 | 1,818 | 2,843 | 2,352 | 1,822 | 1,945 | 1,746 | 1,784 | 1,894 | 2,413 | 2,975 |
| TRAFFIC CRIMINAL | 3,959 | 3,922 | 3,673 | 3,961 | 3,936 | 4,819 | 5,046 | 4,144 | 3,728 | 3,372 | 3,975 | 4,053 | 4,448 | 4,903 |
| Sub Total | 6,502 | 6,455 | 5,986 | 6,013 | 6,334 | 8,330 | 8,093 | 6,556 | 6,301 | 5,628 | 6,238 | 6,394 | 7,470 | 8,521 |
| CIVIL VIOLATIONS/ TRAFFIC INFRACTIONS | 8,824 | 8,595 | 5,829 | 7,645 | 8,696 | 10,182 | 11,468 | 9,001 | 8,821 | 6,049 | 7,548 | 8,278 | 9,993 | 11,728 |
| TOTAL | 17,851 | 17,653 | 14,625 | 16,631 | 18,115 | 21,415 | 22,360 | 17,241 | 17,110 | 14,122 | 16,032 | 16,907 | 19,275 | 22,563 |
| KITTERY | | | | | | | | | | | | | | |
| CIVIL | 206 | 194 | 205 | 209 | 211 | 205 | 216 | 186 | 254 | 177 | 206 | 206 | 189 | 166 |
| FAMILY ABUSE (b) | 0 | 0 | 20 | 37 | 44 | 58 | 55 | 0 | 0 | 13 | 32 | 35 | 58 | 40 |
| MONEY JUDGMENTS | 51 | 56 | 53 | 40 | 40 | 40 | 47 | 31 | 85 | 43 | 33 | 46 | 43 | 31 |
| SMALL CLAIMS | 255 | 291 | 226 | 346 | 428 | 452 | 350 | 238 | 298 | 227 | 307 | 382 | 483 | 386 |
| DIVORCE | 169 | 199 | 192 | 154 | 174 | 179 | 155 | 175 | 214 | 187 | 176 | 125 | 167 | 130 |
| MENTAL HEALTH | 1 | 0 | 0 | 0 | 0 | 0 | 0 | 1 | 0 | 0 | 0 | 0 | 0 | 0 |
| Sub Total | 682 | 740 | 696 | 766 | 897 | 934 | 823 | 631 | 851 | 647 | 754 | 794 | 940 | 753 |
| JUVENILE | 38 | 41 | 71 | 52 | 51 | 86 | 65 | 41 | 37 | 55 | 45 | 53 | 46 | 41 |
| CRIMINAL A,B,C | 110 | 122 | 130 | 127 | 104 | 127 | 103 | 100 | 114 | 123 | 108 | 80 | 94 | 110 |
| CRIMINAL D,E | 701 | 679 | 683 | 626 | 650 | 738 | 561 | 715 | 739 | 615 | 588 | 530 | 508 | 549 |
| TRAFFIC CRIMINAL | 4,172 | 4,345 | 4,406 | 5,719 | 5,689 | 6,240 | 5,723 | 4,135 | 4,338 | 6,137 | 5,447 | 5,235 | 6,030 | 6,158 |
| Sub Total | 5,021 | 5,187 | 5,290 | 6,524 | 6,494 | 7,191 | 6,452 | 4,991 | 5,228 | 6,930 | 6,188 | 5,898 | 6,678 | 6,858 |
| CIVIL VIOLATIONS/ TRAFFIC INFRACTIONS | 4,138 | 3,387 | 3,205 | 4,493 | 5,787 | 6,793 | 6,847 | 4,192 | 3,522 | 2,982 | 4,381 | 5,489 | 6,366 | 7,112 |
| TOTAL | 9,841 | 9,314 | 9,191 | 11,803 | 13,178 | 14,918 | 14,122 | 9,814 | 9,601 | 10,559 | 11,323 | 12,181 | 13,984 | 14,723 |
| SPRINGVALE | | | | | | | | | | | | | | |
| CIVIL | 277 | 302 | 245 | 264 | 303 | 331 | 349 | 239 | 265 | 377 | 210 | 226 | 449 | 436 |
| FAMILY ABUSE (b) | 0 | 0 | 69 | 90 | 105 | 88 | 104 | 0 | 0 | 82 | 84 | 74 | 123 | 98 |
| MONEY JUDGMENTS | 154 | 77 | 59 | 47 | 54 | 59 | 96 | 118 | 67 | 65 | 28 | 24 | 33 | 34 |
| SMALL CLAIMS | 702 | 561 | 588 | 696 | 869 | 777 | 766 | 465 | 385 | 375 | 366 | 484 | 555 | 512 |
| DIVORCE | 277 | 292 | 268 | 266 | 298 | 288 | 274 | 243 | 353 | 265 | 229 | 242 | 349 | 265 |
| MENTAL HEALTH | 0 | 0 | 1 | 0 | 1 | 0 | 0 | 0 | 0 | 1 | 0 | 1 | 0 | 0 |
| Sub Total | 1,410 | 1,232 | 1,230 | 1,363 | 1,630 | 1,543 | 1,589 | 1,065 | 1,070 | 1,165 | 917 | 1,051 | 1,509 | 1,345 |
| JUVENILE | 105 | 119 | 102 | 149 | 189 | 297 | 257 | 77 | 85 | 77 | 145 | 117 | 200 | 200 |
| CRIMINAL A,B,C | 99 | 119 | 152 | 179 | 222 | 265 | 254 | 80 | 104 | 103 | 163 | 179 | 210 | 220 |
| CRIMINAL D,E | 624 | 762 | 843 | 948 | 1,023 | 1,494 | 1,527 | 556 | 713 | 799 | 913 | 955 | 1,225 | 1,318 |
| TRAFFIC CRIMINAL | 2,170 | 2,173 | 1,869 | 2,071 | 1,599 | 2,092 | 2,535 | 1,852 | 2,346 | 1,958 | 2,038 | 1,610 | 1,995 | 2,509 |
| Sub Total | 2,998 | 3,173 | 2,966 | 3,347 | 3,033 | 4,148 | 4,573 | 2,565 | 3,248 | 2,937 | 3,259 | 2,861 | 3,630 | 4,247 |
| CIVIL VIOLATIONS/ TRAFFIC INFRACTIONS | 2,742 | 2,253 | 1,966 | 2,965 | 2,582 | 2,368 | 2,818 | 2,566 | 2,265 | 1,948 | 2,921 | 2,606 | 2,330 | 2,738 |
| TOTAL | 7,150 | 6,658 | 6,162 | 7,675 | 7,245 | 8,059 | 8,980 | 6,196 | 6,583 | 6,050 | 7,097 | 6,518 | 7,469 | 8,330 |

Footnotes appear on Page 179 of this report.

TABLE DC-5
(con't.)

| DISTRICT 11 | FILINGS | | | | | | | DISPOSITIONS | | | | | | |
|--|--------------|--------------|--------------|--------------|--------------|--------------|--------------|--------------|--------------|--------------|--------------|--------------|--------------|--------------|
| | 1980 | 1981 | 1982 | 1983 | 1984 | 1985 | 1986 | 1980 | 1981 | 1982 | 1983 | 1984 | 1985 | 1986 |
| LIVERMORE FALLS | | | | | | | | | | | | | | |
| CIVIL | 53 | 84 | 58 | 35 | 52 | 47 | 58 | 32 | 73 | 76 | 45 | 47 | 55 | 51 |
| FAMILY ABUSE (b) | 0 | 0 | 6 | 11 | 12 | 24 | 20 | 0 | 0 | 8 | 12 | 11 | 18 | 21 |
| MONEY JUDGMENTS | 23 | 33 | 25 | 9 | 20 | 21 | 17 | 26 | 7 | 42 | 17 | 28 | 21 | 12 |
| SMALL CLAIMS | 116 | 186 | 249 | 207 | 202 | 220 | 276 | 106 | 128 | 279 | 224 | 181 | 219 | 254 |
| DIVORCE | 50 | 64 | 50 | 50 | 48 | 56 | 47 | 49 | 58 | 60 | 55 | 45 | 57 | 57 |
| MENTAL HEALTH | 0 | 0 | 0 | 0 | 0 | 0 | 0 | 0 | 0 | 0 | 0 | 0 | 0 | 0 |
| Sub Total | 242 | 367 | 388 | 312 | 334 | 368 | 418 | 213 | 266 | 465 | 353 | 322 | 370 | 395 |
| JUVENILE | 44 | 64 | 12 | 15 | 28 | 27 | 58 | 45 | 57 | 20 | 16 | 28 | 23 | 48 |
| CRIMINAL A,B,C | 18 | 26 | 19 | 28 | 18 | 23 | 21 | 12 | 17 | 30 | 18 | 18 | 26 | 22 |
| CRIMINAL D,E | 167 | 267 | 226 | 196 | 139 | 183 | 254 | 133 | 227 | 254 | 171 | 148 | 191 | 232 |
| TRAFFIC CRIMINAL | 397 | 464 | 407 | 369 | 318 | 328 | 358 | 374 | 478 | 397 | 329 | 353 | 336 | 350 |
| Sub Total | 626 | 821 | 664 | 608 | 503 | 561 | 691 | 564 | 778 | 701 | 534 | 547 | 576 | 652 |
| CIVIL VIOLATIONS/ TRAFFIC INFRACTIONS | 605 | 412 | 586 | 616 | 740 | 589 | 592 | 577 | 420 | 576 | 574 | 729 | 602 | 576 |
| TOTAL | 1,473 | 1,600 | 1,638 | 1,536 | 1,577 | 1,518 | 1,701 | 1,354 | 1,465 | 1,742 | 1,461 | 1,598 | 1,548 | 1,623 |
| RUMFORD | | | | | | | | | | | | | | |
| CIVIL | 171 | 170 | 164 | 122 | 101 | 156 | 174 | 161 | 264 | 163 | 152 | 87 | 171 | 163 |
| FAMILY ABUSE (b) | 0 | 0 | 11 | 10 | 37 | 42 | 68 | 0 | 0 | 8 | 7 | 24 | 50 | 73 |
| MONEY JUDGMENTS | 261 | 117 | 126 | 73 | 101 | 98 | 90 | 417 | 343 | 280 | 156 | 85 | 79 | 145 |
| SMALL CLAIMS | 775 | 779 | 838 | 761 | 665 | 741 | 882 | 820 | 799 | 833 | 799 | 727 | 690 | 832 |
| DIVORCE | 125 | 118 | 98 | 112 | 118 | 115 | 120 | 127 | 191 | 84 | 121 | 105 | 122 | 97 |
| MENTAL HEALTH | 0 | 0 | 0 | 0 | 0 | 0 | 0 | 0 | 0 | 0 | 0 | 0 | 0 | 0 |
| Sub Total | 1,332 | 1,184 | 1,237 | 1,078 | 1,022 | 1,152 | 1,334 | 1,525 | 1,597 | 1,368 | 1,235 | 1,028 | 1,112 | 1,310 |
| JUVENILE | 59 | 135 | 65 | 78 | 48 | 83 | 77 | 53 | 105 | 69 | 52 | 53 | 70 | 92 |
| CRIMINAL A,B,C | 60 | 64 | 34 | 36 | 41 | 46 | 24 | 29 | 62 | 35 | 12 | 46 | 13 | 12 |
| CRIMINAL D,E | 669 | 591 | 440 | 404 | 370 | 446 | 542 | 540 | 524 | 401 | 384 | 344 | 386 | 500 |
| TRAFFIC CRIMINAL | 922 | 894 | 860 | 665 | 550 | 613 | 594 | 926 | 744 | 736 | 626 | 510 | 565 | 555 |
| Sub Total | 1,710 | 1,684 | 1,399 | 1,183 | 1,009 | 1,188 | 1,237 | 1,548 | 1,435 | 1,261 | 1,074 | 953 | 1,034 | 1,159 |
| CIVIL VIOLATIONS/ TRAFFIC INFRACTIONS | 763 | 892 | 955 | 997 | 712 | 735 | 896 | 724 | 779 | 937 | 968 | 719 | 745 | 873 |
| TOTAL | 3,805 | 3,760 | 3,591 | 3,258 | 2,743 | 3,075 | 3,467 | 3,797 | 3,811 | 3,566 | 3,277 | 2,700 | 2,891 | 3,342 |
| SOUTH PARIS | | | | | | | | | | | | | | |
| CIVIL | 131 | 138 | 115 | 97 | 153 | 147 | 210 | 138 | 153 | 90 | 144 | 118 | 117 | 207 |
| FAMILY ABUSE (b) | 0 | 0 | 26 | 29 | 44 | 43 | 74 | 0 | 0 | 20 | 24 | 38 | 41 | 74 |
| MONEY JUDGMENTS | 95 | 67 | 29 | 24 | 28 | 39 | 64 | 81 | 65 | 19 | 18 | 26 | 32 | 39 |
| SMALL CLAIMS | 595 | 729 | 999 | 1,372 | 827 | 1,335 | 1,528 | 445 | 658 | 823 | 1,202 | 836 | 1,111 | 1,480 |
| DIVORCE | 150 | 154 | 132 | 113 | 144 | 152 | 157 | 141 | 144 | 129 | 134 | 137 | 141 | 155 |
| MENTAL HEALTH | 0 | 0 | 0 | 0 | 0 | 0 | 0 | 0 | 0 | 0 | 0 | 0 | 0 | 0 |
| Sub Total | 971 | 1,088 | 1,301 | 1,635 | 1,196 | 1,716 | 2,033 | 805 | 1,020 | 1,081 | 1,522 | 1,155 | 1,442 | 1,955 |
| JUVENILE | 61 | 46 | 76 | 83 | 56 | 92 | 76 | 105 | 90 | 82 | 99 | 47 | 86 | 73 |
| CRIMINAL A,B,C | 49 | 70 | 69 | 62 | 58 | 78 | 56 | 43 | 73 | 59 | 51 | 62 | 71 | 59 |
| CRIMINAL D,E | 306 | 312 | 409 | 246 | 227 | 368 | 404 | 283 | 307 | 338 | 265 | 194 | 313 | 387 |
| TRAFFIC CRIMINAL | 821 | 818 | 613 | 620 | 571 | 556 | 533 | 816 | 766 | 523 | 552 | 535 | 535 | 503 |
| Sub Total | 1,237 | 1,246 | 1,167 | 1,011 | 912 | 1,094 | 1,069 | 1,247 | 1,236 | 1,002 | 967 | 838 | 1,005 | 1,022 |
| CIVIL VIOLATIONS/ TRAFFIC INFRACTIONS | 650 | 466 | 515 | 543 | 685 | 703 | 938 | 664 | 683 | 530 | 559 | 634 | 672 | 871 |
| TOTAL | 2,858 | 2,800 | 2,983 | 3,189 | 2,793 | 3,513 | 4,040 | 2,716 | 2,939 | 2,613 | 3,048 | 2,627 | 3,119 | 3,848 |

Footnotes appear on Page 179 of this report.

TABLE DC-5
(con't.)

| DISTRICT 12 | FILINGS | | | | | | | DISPOSITIONS | | | | | | |
|--|--------------|--------------|--------------|--------------|--------------|--------------|--------------|--------------|--------------|--------------|--------------|--------------|--------------|--------------|
| | 1980 | 1981 | 1982 | 1983 | 1984 | 1985 | 1986 | 1980 | 1981 | 1982 | 1983 | 1984 | 1985 | 1986 |
| FARMINGTON | | | | | | | | | | | | | | |
| CIVIL | 193 | 266 | 242 | 186 | 195 | 238 | 226 | 202 | 271 | 202 | 199 | 188 | 206 | 230 |
| FAMILY ABUSE (b) | 0 | 0 | 25 | 26 | 40 | 42 | 48 | 0 | 0 | 16 | 24 | 36 | 37 | 50 |
| MONEY JUDGMENTS | 143 | 162 | 143 | 87 | 83 | 87 | 72 | 152 | 170 | 152 | 103 | 81 | 85 | 72 |
| SMALL CLAIMS | 558 | 659 | 730 | 826 | 893 | 924 | 773 | 547 | 596 | 678 | 904 | 795 | 921 | 846 |
| DIVORCE | 149 | 137 | 137 | 142 | 169 | 154 | 153 | 183 | 147 | 141 | 119 | 154 | 124 | 154 |
| MENTAL HEALTH | 0 | 0 | 0 | 0 | 0 | 0 | 0 | 0 | 0 | 0 | 0 | 0 | 0 | 0 |
| Sub Total | 1,043 | 1,224 | 1,277 | 1,267 | 1,380 | 1,445 | 1,272 | 1,084 | 1,184 | 1,189 | 1,349 | 1,254 | 1,373 | 1,352 |
| JUVENILE | 97 | 52 | 137 | 39 | 55 | 60 | 66 | 103 | 50 | 120 | 61 | 44 | 60 | 71 |
| CRIMINAL A,B,C | 57 | 73 | 76 | 82 | 131 | 85 | 80 | 61 | 78 | 71 | 76 | 90 | 115 | 84 |
| CRIMINAL D,E | 478 | 449 | 545 | 403 | 461 | 538 | 576 | 479 | 457 | 544 | 406 | 443 | 560 | 544 |
| TRAFFIC CRIMINAL | 1,042 | 1,221 | 1,042 | 1,003 | 892 | 919 | 914 | 1,039 | 1,184 | 1,033 | 956 | 888 | 903 | 889 |
| Sub Total | 1,674 | 1,795 | 1,800 | 1,527 | 1,539 | 1,602 | 1,636 | 1,682 | 1,769 | 1,768 | 1,499 | 1,465 | 1,638 | 1,588 |
| CIVIL VIOLATIONS/ TRAFFIC INFRACTIONS | 1,314 | 2,088 | 1,814 | 1,646 | 1,713 | 1,697 | 1,382 | 1,313 | 2,051 | 1,809 | 1,572 | 1,761 | 1,666 | 1,382 |
| TOTAL | 4,031 | 5,107 | 4,891 | 4,440 | 4,632 | 4,744 | 4,290 | 4,079 | 5,004 | 4,766 | 4,420 | 4,480 | 4,677 | 4,322 |
| SKOWHEGAN | | | | | | | | | | | | | | |
| CIVIL | 501 | 482 | 377 | 359 | 469 | 404 | 424 | 454 | 405 | 479 | 403 | 441 | 413 | 393 |
| FAMILY ABUSE (b) | 0 | 0 | 87 | 115 | 125 | 141 | 160 | 0 | 0 | 69 | 105 | 108 | 144 | 151 |
| MONEY JUDGMENTS | 274 | 214 | 193 | 193 | 202 | 183 | 174 | 393 | 196 | 173 | 195 | 154 | 321 | 177 |
| SMALL CLAIMS | 913 | 1,005 | 1,135 | 1,330 | 1,396 | 1,266 | 1,593 | 899 | 740 | 1,031 | 1,260 | 1,429 | 1,181 | 1,719 |
| DIVORCE | 207 | 237 | 196 | 238 | 263 | 251 | 235 | 206 | 204 | 253 | 236 | 272 | 247 | 204 |
| MENTAL HEALTH | 2 | 0 | 0 | 0 | 0 | 0 | 0 | 3 | 0 | 1 | 0 | 0 | 0 | 0 |
| Sub Total | 1,897 | 1,938 | 1,988 | 2,235 | 2,455 | 2,245 | 2,586 | 1,955 | 1,545 | 2,006 | 2,199 | 2,404 | 2,306 | 2,644 |
| JUVENILE | 151 | 166 | 110 | 134 | 176 | 156 | 159 | 172 | 202 | 120 | 110 | 165 | 143 | 124 |
| CRIMINAL A,B,C | 183 | 132 | 136 | 188 | 146 | 167 | 168 | 168 | 136 | 119 | 195 | 125 | 146 | 118 |
| CRIMINAL D,E | 1,132 | 1,243 | 950 | 1,053 | 1,054 | 1,035 | 1,235 | 1,145 | 1,210 | 1,012 | 932 | 1,003 | 1,026 | 1,194 |
| TRAFFIC CRIMINAL | 1,904 | 2,239 | 1,953 | 1,978 | 1,617 | 2,035 | 2,044 | 1,983 | 2,210 | 1,931 | 1,918 | 1,477 | 1,888 | 1,911 |
| Sub Total | 3,370 | 3,780 | 3,149 | 3,353 | 2,993 | 3,393 | 3,606 | 3,468 | 3,758 | 3,182 | 3,155 | 2,770 | 3,203 | 3,347 |
| CIVIL VIOLATIONS/ TRAFFIC INFRACTIONS | 3,527 | 3,530 | 2,601 | 2,716 | 3,221 | 3,038 | 2,984 | 3,525 | 3,383 | 2,666 | 2,578 | 3,071 | 2,925 | 2,883 |
| TOTAL | 8,794 | 9,248 | 7,738 | 8,304 | 8,669 | 8,676 | 9,176 | 8,948 | 8,686 | 7,854 | 7,932 | 8,245 | 8,434 | 8,874 |

Footnotes appear on Page 179 of this report.

TABLE DC-5
(con't.)

| DISTRICT 13 | FILINGS | | | | | | | DISPOSITIONS | | | | | | |
|--|---------|-------|-------|-------|-------|-------|-------|--------------|-------|-------|-------|-------|-------|-------|
| | 1980 | 1981 | 1982 | 1983 | 1984 | 1985 | 1986 | 1980 | 1981 | 1982 | 1983 | 1984 | 1985 | 1986 |
| DOVER-FOXCROFT | | | | | | | | | | | | | | |
| CIVIL | 142 | 124 | 127 | 103 | 84 | 96 | 96 | 138 | 137 | 153 | 134 | 87 | 105 | 115 |
| FAMILY ABUSE (b) | 0 | 0 | 24 | 26 | 80 | 46 | 66 | 0 | 0 | 17 | 28 | 44 | 39 | 63 |
| MONEY JUDGMENTS | 103 | 62 | 36 | 42 | 33 | 37 | 40 | 108 | 71 | 37 | 41 | 41 | 34 | 36 |
| SMALL CLAIMS | 475 | 506 | 478 | 325 | 349 | 392 | 438 | 441 | 498 | 515 | 339 | 303 | 442 | 434 |
| DIVORCE | 140 | 149 | 135 | 134 | 130 | 125 | 112 | 123 | 153 | 126 | 147 | 132 | 128 | 103 |
| MENTAL HEALTH | 0 | 0 | 0 | 1 | 1 | 2 | 4 | 0 | 0 | 0 | 1 | 1 | 2 | 4 |
| Sub Total | 860 | 841 | 800 | 631 | 657 | 698 | 756 | 810 | 859 | 848 | 690 | 608 | 750 | 755 |
| JUVENILE | 63 | 70 | 36 | 65 | 42 | 57 | 20 | 72 | 59 | 43 | 58 | 37 | 43 | 44 |
| CRIMINAL A,B,C | 77 | 67 | 104 | 69 | 83 | 98 | 84 | 75 | 76 | 94 | 81 | 79 | 103 | 91 |
| CRIMINAL D,E | 748 | 667 | 787 | 707 | 664 | 693 | 721 | 711 | 683 | 804 | 711 | 629 | 721 | 732 |
| TRAFFIC CRIMINAL | 577 | 670 | 538 | 640 | 567 | 585 | 595 | 580 | 690 | 551 | 666 | 566 | 543 | 638 |
| Sub Total | 1,465 | 1,474 | 1,465 | 1,481 | 1,356 | 1,433 | 1,420 | 1,438 | 1,508 | 1,492 | 1,516 | 1,311 | 1,410 | 1,505 |
| CIVIL VIOLATIONS/ TRAFFIC INFRACTIONS | 673 | 541 | 754 | 949 | 1,035 | 1,187 | 1,287 | 670 | 532 | 790 | 973 | 1,060 | 1,222 | 1,332 |
| TOTAL | 2,998 | 2,856 | 3,019 | 3,061 | 3,048 | 3,318 | 3,463 | 2,918 | 2,899 | 3,130 | 3,179 | 2,979 | 3,382 | 3,592 |
| LINCOLN | | | | | | | | | | | | | | |
| CIVIL | 89 | 109 | 118 | 92 | 82 | 82 | 82 | 93 | 132 | 133 | 64 | 74 | 75 | 59 |
| FAMILY ABUSE (b) | 0 | 0 | 5 | 4 | 3 | 0 | 23 | 0 | 0 | 6 | 1 | 2 | 0 | 15 |
| MONEY JUDGMENTS | 74 | 71 | 46 | 59 | 44 | 27 | 22 | 61 | 69 | 57 | 30 | 18 | 13 | 7 |
| SMALL CLAIMS | 477 | 351 | 245 | 348 | 204 | 196 | 233 | 426 | 336 | 247 | 339 | 174 | 223 | 206 |
| DIVORCE | 86 | 91 | 74 | 62 | 66 | 81 | 71 | 92 | 105 | 79 | 60 | 56 | 68 | 67 |
| MENTAL HEALTH | 0 | 0 | 0 | 0 | 0 | 0 | 0 | 0 | 0 | 0 | 0 | 0 | 0 | 0 |
| Sub Total | 726 | 622 | 488 | 565 | 399 | 386 | 431 | 672 | 642 | 522 | 494 | 324 | 379 | 354 |
| JUVENILE | 31 | 30 | 28 | 11 | 14 | 18 | 8 | 33 | 23 | 31 | 11 | 16 | 12 | 9 |
| CRIMINAL A,B,C | 14 | 14 | 36 | 23 | 33 | 21 | 33 | 13 | 20 | 38 | 21 | 34 | 22 | 28 |
| CRIMINAL D,E | 459 | 394 | 493 | 277 | 350 | 307 | 349 | 460 | 390 | 484 | 293 | 317 | 258 | 310 |
| TRAFFIC CRIMINAL | 299 | 292 | 425 | 407 | 495 | 483 | 495 | 289 | 271 | 402 | 400 | 461 | 390 | 466 |
| Sub Total | 803 | 730 | 982 | 718 | 892 | 829 | 885 | 795 | 704 | 955 | 725 | 828 | 682 | 813 |
| CIVIL VIOLATIONS/ TRAFFIC INFRACTIONS | 2,498 | 2,009 | 1,804 | 1,885 | 1,936 | 1,846 | 1,769 | 2,500 | 2,038 | 1,805 | 1,932 | 1,854 | 1,807 | 1,710 |
| TOTAL | 4,027 | 3,361 | 3,274 | 3,168 | 3,227 | 3,061 | 3,085 | 3,967 | 3,384 | 3,282 | 3,151 | 3,006 | 2,868 | 2,877 |
| MILLINOCKET | | | | | | | | | | | | | | |
| CIVIL | 109 | 114 | 118 | 118 | 107 | 76 | 69 | 116 | 123 | 156 | 138 | 121 | 108 | 89 |
| FAMILY ABUSE (b) | 0 | 0 | 4 | 18 | 20 | 19 | 25 | 0 | 0 | 3 | 16 | 18 | 12 | 18 |
| MONEY JUDGMENTS | 154 | 81 | 73 | 55 | 44 | 47 | 22 | 199 | 203 | 93 | 69 | 45 | 62 | 26 |
| SMALL CLAIMS | 362 | 255 | 232 | 162 | 161 | 195 | 157 | 415 | 296 | 247 | 186 | 153 | 185 | 159 |
| DIVORCE | 97 | 75 | 58 | 80 | 83 | 68 | 71 | 101 | 121 | 107 | 88 | 75 | 60 | 65 |
| MENTAL HEALTH | 0 | 0 | 0 | 2 | 1 | 1 | 3 | 0 | 0 | 0 | 2 | 1 | 1 | 3 |
| Sub Total | 722 | 525 | 485 | 435 | 416 | 406 | 347 | 831 | 743 | 606 | 499 | 413 | 428 | 360 |
| JUVENILE | 57 | 71 | 55 | 35 | 13 | 13 | 39 | 50 | 61 | 68 | 20 | 26 | 13 | 57 |
| CRIMINAL A,B,C | 55 | 43 | 22 | 19 | 30 | 31 | 33 | 30 | 35 | 25 | 23 | 25 | 22 | 17 |
| CRIMINAL D,E | 601 | 572 | 471 | 637 | 775 | 738 | 485 | 593 | 585 | 593 | 616 | 834 | 820 | 520 |
| TRAFFIC CRIMINAL | 606 | 690 | 338 | 435 | 325 | 345 | 441 | 580 | 683 | 427 | 410 | 318 | 305 | 336 |
| Sub Total | 1,299 | 1,376 | 886 | 1,126 | 1,143 | 1,127 | 998 | 1,253 | 1,364 | 1,113 | 1,069 | 1,203 | 1,160 | 930 |
| CIVIL VIOLATIONS/ TRAFFIC INFRACTIONS | 1,124 | 964 | 637 | 863 | 806 | 941 | 1,339 | 1,228 | 1,007 | 875 | 784 | 906 | 1,009 | 1,497 |
| TOTAL | 3,145 | 2,865 | 2,008 | 2,424 | 2,365 | 2,474 | 2,684 | 3,312 | 3,114 | 2,594 | 2,352 | 2,522 | 2,597 | 2,787 |

Footnotes appear on Page 179 of this report.

DISTRICT COURT--CHILD PROTECTIVE CASELOAD *
1986

TABLE DC-6

| | | |
|--------------|-----------------|-----|
| DISTRICT 1: | CARIBOU | 19 |
| | FORT KENT | 0 |
| | MADAWASKA | 29 |
| | VAN BUREN | 0 |
| | Sub Total | 48 |
| DISTRICT 2: | HOULTON | 18 |
| | PRESQUE ISLE | 25 |
| | Sub Total | 43 |
| DISTRICT 3: | BANGOR | 80 |
| | NEWPORT | 14 |
| | Sub Total | 94 |
| DISTRICT 4: | CALAIS | 10 |
| | MACHIAS | 14 |
| | Sub Total | 24 |
| DISTRICT 5: | BAR HARBOR | 4 |
| | BELFAST | 15 |
| | ELLSWORTH | 18 |
| | Sub Total | 37 |
| DISTRICT 6: | BATH | 6 |
| | BRUNSWICK | 7 |
| | ROCKLAND | 17 |
| | WISCASSET | 11 |
| | Sub Total | 41 |
| DISTRICT 7: | AUGUSTA | 49 |
| | WATERVILLE | 27 |
| | Sub Total | 76 |
| DISTRICT 8: | LEWISTON | 60 |
| | Sub Total | 60 |
| DISTRICT 9: | BRIDGTON | 13 |
| | PORTLAND | 99 |
| | Sub Total | 112 |
| DISTRICT 10: | BIDDEFORD | 60 |
| | KITTERY | 9 |
| | SPRINGVALE | 34 |
| | Sub Total | 103 |
| DISTRICT 11: | LIVERMORE FALLS | 10 |
| | RUMFORD | 6 |
| | SOUTH PARIS | 2 |
| | Sub Total | 18 |
| DISTRICT 12: | FARMINGTON | 11 |
| | SKOWHEGAN | 39 |
| | Sub Total | 50 |
| DISTRICT 13: | DOVER-FOXCROFT | 13 |
| | LINCOLN | 4 |
| | MILLINOCKET | 4 |
| | Sub Total | 21 |
| | STATE TOTAL | 727 |

* Reflects the number of complaints filed in the District Court by the State Department of Human Services alleging child abuse or neglect.

DISTRICT COURT--WAIVERS

TABLE DC-7

| | | 1980 | 1981 | 1982 | 1983 | 1984 | 1985 | 1986 |
|--------------|-----------------|--------|--------|--------|--------|--------|--------|---------|
| DISTRICT 1: | CARIBOU | 933 | 867 | 1,037 | 770 | 659 | 656 | 843 |
| | FORT KENT | 381 | 652 | 490 | 598 | 486 | 653 | 543 |
| | MADAWASKA (g) | 340 | 293 | 302 | 227 | 235 | 414 | 466 |
| | VAN BUREN (g) | 131 | 207 | 128 | 58 | 51 | 116 | 152 |
| | Sub Total | 1,785 | 2,019 | 1,957 | 1,653 | 1,431 | 1,839 | 2,004 |
| DISTRICT 2: | HOULTON (c) | 1,883 | 2,274 | 1,866 | 1,689 | 1,200 | 1,321 | 1,596 |
| | PRESQUE ISLE | 1,313 | 1,185 | 1,200 | 1,197 | 1,231 | 1,055 | 1,264 |
| | Sub Total | 3,196 | 3,459 | 3,066 | 2,886 | 2,431 | 2,376 | 2,860 |
| DISTRICT 3: | BANGOR | 2,939 | 3,230 | 4,255 | 3,704 | 4,717 | 6,693 | 8,363 |
| | NEWPORT | 1,505 | 1,198 | 1,238 | 873 | 1,350 | 1,409 | 1,704 |
| | Sub Total | 4,444 | 4,428 | 5,493 | 4,577 | 6,067 | 8,102 | 10,067 |
| DISTRICT 4: | CALAIS | 753 | 633 | 674 | 1,002 | 863 | 897 | 832 |
| | MACHIAS | 652 | 423 | 975 | 1,052 | 735 | 629 | 951 |
| | Sub Total | 1,405 | 1,056 | 1,649 | 2,054 | 1,598 | 1,526 | 1,783 |
| DISTRICT 5: | BAR HARBOR | 343 | 374 | 406 | 345 | 346 | 625 | 560 |
| | BELFAST | 1,388 | 1,523 | 1,613 | 1,218 | 914 | 1,289 | 1,171 |
| | ELLSWORTH | 1,357 | 2,082 | 3,257 | 2,735 | 2,364 | 2,117 | 2,476 |
| | Sub Total | 3,088 | 3,979 | 5,276 | 4,298 | 3,624 | 4,031 | 4,207 |
| DISTRICT 6: | BATH | 2,105 | 2,403 | 1,970 | 2,920 | 1,917 | 1,818 | 1,614 |
| | BRUNSWICK | 4,538 | 3,741 | 4,245 | 3,783 | 3,586 | 3,052 | 3,406 |
| | ROCKLAND | 1,309 | 1,500 | 1,522 | 1,089 | 1,419 | 1,557 | 1,335 |
| | WISCASSET | 1,599 | 1,572 | 1,363 | 1,390 | 1,162 | 1,234 | 1,285 |
| | Sub Total | 9,551 | 9,216 | 9,100 | 9,182 | 8,084 | 7,661 | 7,640 |
| DISTRICT 7: | AUGUSTA (g) | 6,904 | 6,081 | 5,405 | 2,429 | 2,922 | 8,027 | 8,818 |
| | WATERVILLE | 1,404 | 518 | 1,860 | 2,205 | 2,642 | 4,451 | 4,769 |
| | Sub Total | 8,308 | 6,599 | 7,265 | 4,634 | 5,564 | 12,478 | 13,587 |
| DISTRICT 8: | LEWISTON | 5,200 | 4,758 | 4,939 | 5,373 | 6,043 | 8,171 | 7,167 |
| | Sub Total | 5,200 | 4,758 | 4,939 | 5,373 | 6,043 | 8,171 | 7,167 |
| DISTRICT 9: | BRIDGTON | 1,395 | 987 | 1,223 | 1,401 | 1,332 | 872 | 1,039 |
| | PORTLAND (g) | 16,333 | 18,375 | 19,237 | 7,021 | 16,977 | 20,174 | 27,568 |
| | Sub Total | 17,728 | 19,362 | 20,460 | 8,422 | 18,309 | 21,046 | 28,607 |
| DISTRICT 10: | BIDDEFORD (g) | 6,786 | 6,795 | 5,813 | 6,003 | 6,569 | 8,663 | 9,679 |
| | KITTERY | 4,858 | 4,004 | 3,930 | 5,422 | 6,326 | 7,699 | 7,212 |
| | SPRINGVALE | 2,709 | 2,421 | 2,302 | 2,641 | 2,560 | 2,725 | 3,608 |
| | Sub Total | 14,353 | 13,220 | 12,045 | 14,066 | 15,455 | 19,087 | 20,499 |
| DISTRICT 11: | LIVERMORE FALLS | 492 | 381 | 544 | 500 | 552 | 606 | 545 |
| | RUMFORD | 696 | 779 | 989 | 936 | 751 | 781 | 881 |
| | SOUTH PARIS | 543 | 488 | 422 | 455 | 494 | 452 | 552 |
| | Sub Total | 1,731 | 1,648 | 1,955 | 1,891 | 1,797 | 1,839 | 1,978 |
| DISTRICT 12: | FARMINGTON | 1,116 | 1,802 | 1,730 | 1,696 | 1,770 | 1,572 | 1,472 |
| | SKOWHEGAN | 2,749 | 2,971 | 3,014 | 3,037 | 2,856 | 3,120 | 3,196 |
| | Sub Total | 3,865 | 4,773 | 4,744 | 4,733 | 4,626 | 4,692 | 4,668 |
| DISTRICT 13: | DOVER-FOXCROFT | 522 | 415 | 898 | 1,057 | 1,088 | 1,264 | 1,367 |
| | LINCOLN | 1,510 | 1,577 | 1,721 | 1,779 | 2,044 | 1,997 | 1,777 |
| | MILLINOCKET (g) | 925 | 711 | 544 | 930 | 1,074 | 1,187 | 1,313 |
| | Sub Total | 2,957 | 2,703 | 3,163 | 3,766 | 4,206 | 4,448 | 4,457 |
| | STATE TOTAL (g) | 77,611 | 77,220 | 81,112 | 67,535 | 79,235 | 97,296 | 109,524 |

Footnotes appear on Page 179 of this report.

**DISTRICT COURT ELECTRONIC RECORDING
NUMBER OF TRANSCRIPTIONS - 1986***

TABLE DC-8

| <u>ORDERS FOR TRANSCRIPTS</u> | <u>NO. OF TRANSCRIPTIONS</u> |
|-------------------------------|----------------------------------|
| APPEAL TO SUPERIOR COURT | 188 |
| REMOVAL TO SUPERIOR COURT | 1 |
| APPEAL TO LAW COURT | 16 |
| BOUND OVER CASES | 12 |
| REFERENCE | 171 |
| TOTAL | 388 (a) |

CATEGORY OF TRANSCRIPT

| | |
|--|----|
| <u>CIVIL</u> | |
| - CIVIL | 39 |
| - CIVIL MOTION | 12 |
| - CUSTODY-DEPARTMENT OF HUMAN SERVICES | 44 |
| - MENTAL HEALTH | 3 |
| - DIVORCE | 30 |
| - DIVORCE MOTION | 26 |
| - SMALL CLAIM | 12 |
| - MONEY JUDGMENT | 5 |

SUB TOTAL 171

| | |
|----------------------|----|
| - TRAFFIC INFRACTION | 12 |
| - CIVIL VIOLATION | |

| | |
|---------------------|-----|
| <u>CRIMINAL (b)</u> | |
| - CRIMINAL A-B-C | 21 |
| - CRIMINAL D-E | 166 |
| - JUVENILE A-B-C | 10 |
| - JUVENILE D-E | 4 |

SUB TOTAL 201

TOTAL 389 (c)

*-Includes transcripts for 33 District Court locations as well as Augusta Mental Health Institute, Bangor Mental Health Institute and Pineland Center.

(a) Of these 388 orders, 54 were of priority nature and 73 were prepared at state expense.

(b) Of the 212 criminal transcripts, 17 were for motions to suppress, 7 were for sentencing, 25 were for arraignments and 4 were for bail.

(c) Since two criminal docket numbers were combined for one hearing, the total number of orders for transcripts is one less than the total under "Category of Transcript".

**DISTRICT COURT ELECTRONIC RECORDING
RECORDING TIME BY COURT LOCATION - 1986**

TABLE DC-9

| | NO. OF TAPES USED IN 1986 | TOTAL HOURS OF ACTUAL RECORDING |
|---------------------------------|------------------------------|------------------------------------|
| AUGUSTA | 251 | 753 |
| BANGOR | 278 | 834 |
| BAR HARBOR | 31 | 93 |
| BATH | 80 | 240 |
| BELFAST | 70 | 210 |
| BIDDEFORD | 134 | 402 |
| BRIDGTON | 21 | 63 |
| BRUNSWICK | 57 | 171 |
| CALAIS | 56 | 168 |
| CARIBOU | 65 | 195 |
| DOVER-FOXCROFT | 68 | 204 |
| ELLSWORTH | 140 | 420 |
| FARMINGTON | 118 | 354 |
| FORT KENT | 22 | 66 |
| HOULTON | 44 | 132 |
| KITTERY | 72 | 216 |
| LEWISTON | 291 | 873 |
| LINCOLN | 42 | 126 |
| LIVERMORE FALLS | 26 | 78 |
| MACHIAS | 61 | 183 |
| MADAWASKA | 21 | 63 |
| MILLINOCKET | 36 | 108 |
| NEWPORT | 38 | 114 |
| PORTLAND | 443 | 1,329 |
| PRESQUE ISLE | 58 | 174 |
| ROCKLAND | 128 | 384 |
| RUMFORD | 48 | 144 |
| SKOWHEGAN | 220 | 660 |
| SOUTH PARIS | 34 | 102 |
| SPRINGVALE | 71 | 213 |
| VAN BUREN | 5 | 15 |
| WATERVILLE | 132 | 396 |
| WISCASSET | 110 | 330 |
| AUGUSTA MENTAL HEALTH INSTITUTE | 94 | 282 |
| BANGOR MENTAL HEALTH INSTITUTE | 19 | 57 |
| PINELAND CENTER | 25 | 75 |
| STATE TOTAL | 3,409 | 10,227 |

DISTRICT COURT
FOOTNOTES

- (a) In Van Buren District Court, estimates were provided for 1980-1981 filings and 1980-1982 dispositions.
- (b) Family abuse filings and dispositions were counted as "civil" cases during 1981.
- (c) In Houlton District Court, estimates have been provided for 1982 traffic criminal and criminal D-E dispositions, and all waivers.
- (d) In Belfast District Court, estimates have been provided for 1982 criminal A-B-C and criminal D-E filings.
- (e) In Bridgton District Court during 1982, some cases were erroneously recorded as "criminal D-E" cases when they should have been "traffic criminal" cases.
- (f) In Portland District Court, the criminal A-B-C dispositions for 1982 included 345 cases which remained pending because they were not dismissed by the District Attorney when they resulted in indictments in the Superior Court.
- (g) Waivers data were incomplete during 1983 as follows:

| | |
|--------------|---|
| Madawaska: | No waivers reported in October |
| Van Buren: | No waivers reported from May thru December |
| Augusta: | No waivers reported from March thru July |
| Portland: | No waivers reported from March thru October |
| Biddeford: | No waivers reported in June and August |
| Millinocket: | No waivers reported in March |

Waivers data were incomplete during 1984 as follows:

| | |
|----------|--|
| Augusta: | No waivers reported in July, August, September and December |
|----------|--|

DISTRICT COURT
CASE TYPE DEFINITIONS

| | |
|--|---|
| CIVIL: | Includes all civil cases not separated out below, including forcible entry and detainer, neglect of children, and reciprocal cases. Does not include civil violations which were formally considered criminal cases. |
| FAMILY ABUSE: | Includes protection from abuse cases under Title 19. |
| MONEY JUDGMENTS: | Includes disclosure cases, but does not include small claims disclosures. |
| SMALL CLAIMS: | Includes small claims cases. |
| DIVORCE: | Includes all divorce cases, annulments, and judicial separations, but does not include reciprocals. |
| MENTAL HEALTH: | Includes all mental health cases. |
| JUVENILE: | Includes all offenses committed by juveniles. |
| CRIMINAL A,B,C: | Includes all crimes classified as murder, A, B, or C. (Such offenses committed by juveniles are included in the "juvenile" category). |
| CRIMINAL D,E: | Includes all Title 17A crimes classified as D or E, plus all other non-traffic criminal offenses such as Fish and Game, and Marine Resources. Does not include Title 29 violations. Does not include civil drug violations. (Such offenses committed by juveniles are included in the "juvenile" category). |
| TRAFFIC CRIMINAL: | Includes all Title 28 and 29 Class D or E non-infraction traffic such as Criminal OUI, Driving After Suspension, and Reckless Driving. Also includes PUC cases. (Such offenses committed by juveniles are included in the "juvenile" category). |
| CIVIL VIOLATIONS AND TRAFFIC INFRACTIONS: | Includes all traffic infractions, Civil OUI cases, and those civil violations which have received a criminal docket number and which are punishable by fine, such as municipal ordinances, possession of a usable amount of marijuana, possession or transportation of liquor by minors, and dogs running at large. (Such offenses committed by juveniles are included in the "juvenile" category). |

APPENDIX IV

ADMINISTRATIVE COURT CASELOAD STATISTICS

1986

ADMINISTRATIVE COURT

JUDGES

Hon. Edward W. Rogers, Administrative Court Judge

Hon. Dana A. Cleaves, Administrative Court Judge

CLERK

Diane Nadeau

ADMINISTRATIVE COURT CASELOAD STATISTICS

Table AC-1 portrays Administrative Court caseload since 1980, indicating a 31% rise in filings since 1980. The vast majority of this court's caseload originates from the Bureau of Liquor Enforcement.

Table AC-2 indicates the considerable amount of time contributed by Administrative Court judges and staff to the hearing of cases for the Superior Court and District Court. During 1986, the judges spent at least three weeks each month handling such cases. Secretaries spent 171 hours recording District Court cases and acted as courtroom clerk when the judge heard Superior Court cases.

ADMINISTRATIVE COURT CASELOAD STATISTICS

FILINGS

TABLE AC-1
DISPOSITIONS

| | 1980 | 1981 | 1982 | 1983 | 1984 | 1985 | 1986 | 1980 | 1981 | 1982 | 1983 | 1984 | 1985 | 1986 |
|---|------|------|------|------|------|------|------|------|------|------|------|------|------|------|
| APPEAL FROM DECISION OF BUR. OF ALCOHOLIC BEVERAGES | 2 | - | - | 1 | - | 1 | - | 2 | - | - | - | - | 1 | - |
| APPEAL FROM DECISION OF D.O.T. | - | - | 1 | - | - | - | - | - | - | - | 1 | - | - | - |
| APPEAL FROM DECISION OF LIQUOR COMM. | - | - | 1 | - | 1 | - | - | - | - | 1 | - | - | 1 | - |
| BOARD OF ACCOUNTANCY | - | 1 | - | - | - | - | - | - | 1 | - | - | - | - | - |
| BOARD OF CHIROPRACTIC EXAMINERS | - | - | - | - | 1 | - | - | - | - | - | - | - | - | - |
| BOARD OF DENTAL EXAMINERS | 2 | 1 | - | 1 | - | - | - | 1 | - | 1 | 2 | - | - | - |
| BOARD OF EXAMINERS OF PSYCHOLOGISTS | - | - | 1 | - | - | - | - | - | - | - | - | - | - | - |
| BOARD OF LICENSURE OF MEDICAL CARE FACILITIES OTHER THAN HOSPITALS | 1 | - | - | - | - | - | - | - | - | - | - | - | - | - |
| BOARD OF REGISTRATION IN MEDICINE | - | - | - | 1 | 2 | - | 4 | - | - | - | 1 | 1 | 1 | 3 |
| BOARD OF REGISTRATION OF SUBSTANCE ABUSE COUNSELORS | - | - | - | - | - | - | 1 | - | - | - | - | - | - | - |
| BOARD OF TRUSTEES OF THE MAINE CRIMINAL JUSTICE ACADEMY | - | - | - | 1 | - | - | - | - | - | - | 1 | - | - | - |
| BUREAU OF CONSUMER CREDIT PROTECTION | - | - | - | - | 1 | - | - | - | - | - | - | 1 | - | - |
| BUREAU OF LIQUOR ENFORCEMENT | 293 | 285 | 255 | 318 | 395 | 273 | 348 | 235 | 282 | 283 | 290 | 403 | 279 | 364 |
| BUREAU OF MAINE STATE POLICE | 11 | 2 | 4 | - | - | - | 8 | 12 | 3 | 3 | - | - | - | 10 |
| CITIZEN COMPLAINT AGAINST A NOTARY PUBLIC | - | - | - | 1 | - | - | - | - | - | - | 1 | - | - | - |
| DEPT. OF ENVIRONMENTAL PROTECTION | 1 | - | - | - | - | - | - | - | 1 | - | - | - | - | - |
| DEPARTMENT OF HUMAN SERVICES | 5 | 8 | 7 | 1 | 4 | 2 | 2 | 3 | 2 | 6 | 4 | 3 | 3 | - |
| DEPT. OF AGRIC., FOOD & RURAL RESOURCES | - | - | - | - | 1 | - | - | - | - | - | - | - | - | - |
| DEPT. OF INLAND FISHERIES AND WILDLIFE | - | - | - | 3 | - | - | - | - | 1 | - | 1 | - | - | - |
| DEPARTMENT OF MARINE RESOURCES | - | - | 6 | - | - | - | - | - | - | 5 | 1 | - | - | - |
| DEPT. OF MENTAL HEALTH & RETARDATION | - | - | 1 | - | - | - | - | - | - | - | 1 | - | - | - |
| ELECTRICIANS EXAMINING BOARD | - | - | - | - | 1 | - | - | - | - | - | - | 1 | - | - |
| HARNESS RACING COMMISSION | 15 | 13 | 8 | 17 | 12 | - | 1 | 5 | 7 | 8 | 13 | 11 | 2 | 1 |
| OIL AND SOLID FUEL LICENSING BOARD | - | - | - | - | 1 | - | - | - | - | - | - | - | 1 | - |
| REAL ESTATE COMMISSION | - | - | 1 | 1 | 1 | 1 | - | - | - | - | 1 | 1 | 1 | - |
| STATE BOARD OF NURSING | - | 1 | - | 2 | 1 | - | - | - | 1 | - | 1 | 2 | - | - |
| SUPERINTENDENT OF INSURANCE | - | - | - | 2 | 1 | 1 | - | - | - | - | 2 | 1 | 1 | - |
| TOTAL | 330 | 311 | 285 | 349 | 422 | 278 | 364 | 258 | 298 | 307 | 320 | 424 | 290 | 378 |

DISTRICT COURT CASES HEARD BY ADMINISTRATIVE COURT JUDGES

TABLE AC-2

| | 1983 Hearings Held | 1983 Cases Disposed | 1984 Hearings Held | 1984 Cases Disposed | 1985 Hearings Held | 1985 Cases Disposed | 1986 Hearings Held | 1986 Cases Disposed |
|---------------------------------|--------------------------|---------------------------|--------------------------|---------------------------|--------------------------|---------------------------|--------------------------|---------------------------|
| DIVORCE | 231 | 149 | 99 | 124 | 142 | 99 | 102 | 91 |
| CIVIL | 172 | 90 | 70 | 43 | 61 | 36 | 83 | 52 |
| SMALL CLAIMS | 268 | 268 | 137 | 113 | 1 | 1 | 15 | 15 |
| DISCLOSURES | 110 | 110 | 36 | 36 | - | - | 15 | 15 |
| FORCEABLE ENTRY AND DETAINER | 14 | 14 | 2 | 2 | - | - | - | - |
| FAMILY ABUSE | 2 | 2 | - | - | 2 | 2 | 1 | 1 |
| PROTECTIVE CUSTODY | 96 | 96 | 1 | 1 | - | - | - | - |
| CRIMINAL ARRAIGNMENTS | 10 | 10 | - | - | - | - | - | - |
| TOTAL | 903 | 739 | 345 | 319 | 206 | 138 | 216 | 174 |

The Administrative Court judges devoted at least 1-1/2 weeks each month to the hearing of District Court cases.
The Administrative Court secretaries devoted 171 hours to recording these cases.

SUPERIOR COURT CASES HEARD BY ADMINISTRATIVE COURT JUDGES

| | 1984 Hearings Held | 1984 Cases Disposed | 1985 Hearings Held | 1985 Cases Disposed | 1986 Hearings Held | 1986 Cases Disposed |
|--------------------------|--------------------------|---------------------------|--------------------------|---------------------------|--------------------------|---------------------------|
| DIVORCE | 221 | 145 | 196 | 155 | 207 | 220 |
| CIVIL | 39 | 30 | 26 | 21 | 28 | 26 |
| PROTECTION FROM ABUSE | 1 | 1 | - | - | - | - |
| TOTAL | 261 | 176 | 222 | 176 | 235 | 246 |

The Administrative Court judges devoted at least 1-1/2 weeks each month to the hearing of Superior Court cases.
The Administrative Court secretaries serve as courtroom clerk for these cases.

APPENDIX V

COURT MEDIATION SERVICE

CASELOAD STATISTICS

COURT MEDIATION SERVICE CASELOAD STATISTICS

The Court Mediation Service provides a supplementary method of dispute resolution in domestic relations, small claims and other types of cases in the District Court and the Superior Court. From 1977 to July 1984, participation in mediation was voluntary in domestic relations cases. In July 1984, new legislation was enacted requiring mandatory mediation of contested divorce cases in which minor children are involved, thereby drastically increasing the number of domestic case mediations.

Pursuant to 4 MRSA §18, the Chief Justice of the Supreme Judicial Court established the Court Mediation Committee to set policy for and monitor the Court Mediation Service, and the Court Mediators' Selection Committee to assume responsibility for the selection, training and evaluation of mediators. The Director of the Court Mediation Service is Lincoln H. Clark and Jane Orbeton is Deputy Director; both are appointed from among the mediators. Associate Administrative Court Judge Dana A. Cleaves serves as judicial liaison to the Service. In order to simplify administration, the mediators are divided into seven regions, each headed by a mediator serving as regional coordinator. Court mediators are independent contractors, receiving per diem fees and travel expenses. Mediations held during 1986 were conducted by 58 mediators. During the year eight new mediators were added and 11 mediators left service. The District Court is responsible for providing necessary clerical assistance for the Court Mediation Service office and arranges for appropriate facilities in which to hold mediations.

A total of 3,920 mediation sessions were held during 1986, of which 2,899 were for domestic relations cases and 1,021 were for small claims and other types of civil cases, representing a 35% decline since 1985. This decline may be due to several factors: (1) the suspension of mediation from February 1, 1986 until April 22, 1986, due to shortage of funds; (2) the Legislature's enactment of a special mediation fee of \$60 beginning in April 1986; (3) a decline in the number of divorce filings; (4) an increase in mediator efficiency; and (5) an increase in settlements by attorney negotiations.

Beginning in 1986, data are also available on the number of cases mediated. There were 3,412 cases mediated, of which 2,416 were domestic relations and 996 were non-domestic. The ratio is 1.2 sessions per domestic relations case and 1.0 for non-domestic cases. The disposition of the 3,412 cases in 1986 was as follows:

| | |
|-------------------------------------|-----|
| Referred to Trial | 27% |
| Resolved to Mediator | 45% |
| Continued to Another Future Session | 13% |
| Other | 15% |

Table CM-1 compares the total number of mediation sessions in District Court and Superior Court for 1983 through 1986. Domestic case mediations drastically increased by 431% from 1983 to 1984, and again by 165% from 1984 to 1985, but decreased by 41% from 1985 to 1986.

Unlike previous Annual Reports, which only detailed mediation sessions by court location, this year's report provides detail on the number of cases mediated. Table CM-2 details the number of cases mediated held in each District Court location and the type of disposition for each case, while Table CM-3 provides identical information for the Superior Court locations.

Total Number Of Mediation SESSIONS In District And Superior Courts--1983-1986

TABLE CM-1

| | DOMESTIC | | | | | NON-DOMESTIC | | | | | TOTAL DOMESTIC & NON-DOMESTIC | | | | | | |
|---------|----------------------------|----------------------|-------|-------------------|---|----------------------------|----------------------|-------|---------------------------|---|-------------------------------|------------------|----------------------|------------------|-------|------------------|----------------|
| | RESOLVED BY MEDIATOR | REFERRED TO TRIAL | OTHER | TOTAL DOMESTIC | | RESOLVED BY MEDIATOR | REFERRED TO TRIAL | OTHER | TOTAL NON- DOMESTIC | | RESOLVED BY MEDIATOR | % OF TOTAL | REFERRED TO TRIAL | % OF TOTAL | OTHER | % OF TOTAL | GRAND TOTAL |
| 1983 | | | | | | | | | | | | | | | | | |
| Dist Ct | 143 | 43 | 95 | 281 | * | 534 | 256 | 89 | 879 | * | 677 | 58.4 | 299 | 25.8 | 184 | 15.9 | 1160 |
| Sup Ct | 30 | 10 | 29 | 69 | * | 1 | 0 | 0 | 1 | * | 31 | 44.3 | 10 | 14.3 | 29 | 41.4 | 70 |
| Total | 173 | 53 | 124 | 350 | * | 535 | 256 | 89 | 880 | * | 708 | 57.6 | 309 | 25.1 | 213 | 17.3 | 1230 |
| 1984 | | | | | | | | | | | | | | | | | |
| Dist Ct | 897 | 353 | 443 | 1693 | * | 535 | 274 | 76 | 885 | * | 1432 | 55.5 | 627 | 24.3 | 519 | 20.1 | 2578 |
| Sup Ct | 53 | 49 | 64 | 166 | * | 0 | 0 | 0 | 0 | * | 53 | 31.9 | 49 | 29.5 | 64 | 38.6 | 166 |
| Total | 950 | 402 | 507 | 1859 | * | 535 | 274 | 76 | 885 | * | 1485 | 54.1 | 676 | 24.6 | 583 | 21.2 | 2744 |
| 1985 | | | | | | | | | | | | | | | | | |
| Dist Ct | 1852 | 769 | 1866 | 4487 | * | 584 | 484 | 89 | 1157 | * | 2436 | 43.2 | 1253 | 22.2 | 1955 | 34.6 | 5644 |
| Sup Ct | 99 | 98 | 234 | 431 | * | 0 | 0 | 0 | 0 | * | 99 | 23.0 | 98 | 22.7 | 234 | 54.3 | 431 |
| Total | 1951 | 867 | 2100 | 4918 | * | 584 | 484 | 89 | 1157 | * | 2535 | 41.7 | 1351 | 22.2 | 2189 | 36 | 6075 |
| 1986 | | | | | | | | | | | | | | | | | |
| Dist Ct | 998 | 482 | 1170 | 2650 | * | 527 | 390 | 103 | 1020 | * | 1525 | 41.6 | 872 | 23.8 | 1273 | 34.7 | 3670 |
| Sup Ct | 72 | 54 | 123 | 249 | * | 0 | 1 | 0 | 1 | * | 72 | 28.8 | 55 | 22.0 | 123 | 49.2 | 250 |
| Total | 1070 | 536 | 1293 | 2899 | * | 527 | 391 | 103 | 1021 | * | 1597 | 40.7 | 927 | 23.6 | 1396 | 35.6 | 3920 |

NOTES: "Other" includes sessions continued, not held, not further scheduled and other. Cases "not further scheduled" are those in which virtually all major issues are resolved and the case before the judge will likely be uncontested, but a minor issue such as attorney fees may be outstanding.

The decrease in the percentage of resolved mediations in 1985 compared to previous years is a result of a refinement made to the mediator's reporting forms.

COURT MEDIATION SERVICE--1986 District Court CASES Mediated By Court Location

TABLE CM-2

| DISTRICT COURT LOCATION | RESOLVED BY MEDIATOR | | REFERRED TO TRIAL | | CONTINUED | | OTHER | | NOT FURTHER SCHEDULED | | NOT HELD* | | TOTAL | | GRAND TOTAL |
|----------------------------|----------------------------|-----|-------------------------|-----|-----------|-----|-------|-----|-----------------------------|-----|--------------|-----|-------|-----|----------------|
| | DOM | N/D | DOM | N/D | DOM | N/D | DOM | N/D | DOM | N/D | DOM | N/D | DOM | N/D | |
| - AUGUSTA | 71 | 27 | 35 | 19 | 22 | 3 | 24 | 1 | 9 | 0 | 7 | 0 | 168 | 50 | 218 |
| - BANGOR | 70 | 33 | 44 | 16 | 24 | 1 | 18 | 0 | 12 | 0 | 9 | 0 | 177 | 50 | 227 |
| - BAR HARBOR | 4 | 1 | 4 | 5 | 3 | 1 | 5 | 0 | 1 | 0 | 0 | 0 | 17 | 7 | 24 |
| - BATH | 44 | 18 | 14 | 4 | 10 | 3 | 18 | 1 | 3 | 0 | 4 | 0 | 93 | 26 | 119 |
| - BELFAST | 13 | 6 | 10 | 2 | 4 | 0 | 8 | 0 | 0 | 0 | 0 | 0 | 35 | 8 | 43 |
| - BIDDEFORD | 76 | 47 | 29 | 39 | 29 | 9 | 30 | 1 | 19 | 0 | 14 | 0 | 197 | 96 | 293 |
| - BRIDGTON | 10 | 9 | 6 | 14 | 1 | 3 | 0 | 1 | 3 | 0 | 4 | 0 | 24 | 27 | 51 |
| - BRUNSWICK | 28 | 14 | 6 | 12 | 7 | 1 | 4 | 3 | 8 | 0 | 2 | 0 | 55 | 30 | 85 |
| - CALAIS | 5 | 0 | 5 | 0 | 4 | 0 | 0 | 0 | 1 | 0 | 0 | 0 | 15 | 0 | 15 |
| - CARIBOU | 26 | 0 | 14 | 0 | 7 | 0 | 9 | 0 | 1 | 0 | 3 | 0 | 60 | 0 | 60 |
| - DOVER-FOXCROFT | 14 | 18 | 11 | 8 | 6 | 0 | 3 | 0 | 1 | 0 | 1 | 0 | 36 | 26 | 62 |
| - ELLSWORTH | 18 | 13 | 11 | 11 | 9 | 2 | 8 | 2 | 3 | 0 | 5 | 0 | 54 | 28 | 82 |
| - FARMINGTON | 29 | 27 | 10 | 19 | 10 | 6 | 4 | 3 | 3 | 0 | 3 | 0 | 59 | 55 | 114 |
| - FORT KENT | 0 | 0 | 1 | 0 | 0 | 0 | 0 | 0 | 0 | 0 | 0 | 0 | 1 | 0 | 0 |
| - HOULTON | 4 | 0 | 6 | 0 | 8 | 0 | 8 | 0 | 1 | 0 | 2 | 0 | 29 | 0 | 29 |
| - KITTERY | 17 | 26 | 8 | 23 | 2 | 0 | 9 | 2 | 10 | 0 | 4 | 0 | 50 | 51 | 101 |
| - LEWISTON | 67 | 52 | 36 | 33 | 21 | 7 | 17 | 0 | 16 | 0 | 11 | 0 | 168 | 92 | 260 |
| - LINCOLN | 15 | 8 | 7 | 4 | 5 | 2 | 1 | 0 | 2 | 0 | 0 | 0 | 30 | 14 | 44 |
| - LIVERMORE FALLS | 6 | 0 | 1 | 0 | 1 | 0 | 1 | 0 | 1 | 0 | 2 | 0 | 12 | 0 | 12 |
| - MACHIAS | 13 | 0 | 8 | 0 | 3 | 0 | 5 | 0 | 2 | 0 | 2 | 0 | 33 | 0 | 33 |
| - MADAWASKA | 8 | 0 | 7 | 0 | 2 | 0 | 6 | 0 | 0 | 0 | 0 | 0 | 23 | 0 | 23 |
| - MILLINOCKET | 11 | 12 | 7 | 8 | 1 | 1 | 3 | 0 | 1 | 0 | 1 | 0 | 24 | 21 | 45 |
| - NEWPORT | 14 | 6 | 9 | 8 | 5 | 0 | 2 | 1 | 0 | 0 | 1 | 0 | 31 | 15 | 46 |
| - PORTLAND | 151 | 81 | 45 | 85 | 56 | 11 | 25 | 5 | 25 | 0 | 19 | 1 | 321 | 183 | 504 |
| - PRESQUE ISLE | 13 | 0 | 22 | 0 | 12 | 0 | 3 | 0 | 0 | 0 | 0 | 0 | 50 | 0 | 50 |
| - ROCKLAND | 47 | 19 | 13 | 19 | 14 | 6 | 14 | 2 | 2 | 0 | 1 | 0 | 91 | 46 | 137 |
| - RUMFORD | 11 | 0 | 6 | 0 | 4 | 0 | 0 | 0 | 1 | 0 | 4 | 0 | 26 | 0 | 26 |
| - SKOWHEGAN | 30 | 41 | 11 | 6 | 9 | 2 | 17 | 2 | 5 | 0 | 5 | 0 | 77 | 51 | 128 |
| - SOUTH PARIS | 12 | 0 | 11 | 0 | 4 | 0 | 5 | 0 | 2 | 0 | 0 | 0 | 34 | 0 | 34 |
| - SPRINGVALE | 24 | 21 | 13 | 19 | 7 | 1 | 6 | 2 | 8 | 0 | 8 | 1 | 66 | 44 | 110 |
| - WATERVILLE | 29 | 26 | 20 | 17 | 13 | 2 | 12 | 0 | 4 | 0 | 9 | 0 | 87 | 45 | 132 |
| - WISCASSET | 26 | 15 | 10 | 13 | 13 | 2 | 6 | 0 | 2 | 0 | 3 | 0 | 60 | 30 | 90 |
| | | | | | | | | | | | | | 0 | | |
| STATE TOTAL | 906 | 520 | 440 | 384 | 316 | 63 | 271 | 26 | 146 | 0 | 124 | 2 | 2203 | 995 | 3198 |

NOTES:

DOM = Domestic N/D = Non Domestic

"Not Further Scheduled": cases in which virtually all major issues are resolved and the case before the judge will likely be uncontested, but a minor issue such as attorney fees may be outstanding.

"Not Held": one of the parties or the attorneys did not appear and failed to inform the mediator; the mediator is still paid and the case is either rescheduled or cancelled if a settlement has been reached.

COURT MEDIATION SERVICE--1986 Superior Court CASES Mediated By Court Location

TABLE CM-3

| SUPERIOR COURT LOCATION | RESOLVED BY MEDIATOR | | REFERRED TO TRIAL | | CONTINUED | | OTHER | | NOT FURTHER SCHEDULED | | NOT HELD* | | TOTAL | | GRAND TOTAL |
|----------------------------|----------------------------|-----|-------------------------|-----|-----------|-----|-------|-----|-----------------------------|-----|--------------|-----|-------|-----|----------------|
| | DOM | N/D | DOM | N/D | DOM | N/D | DOM | N/D | DOM | N/D | DOM | N/D | DOM | N/D | |
| -ANDROSCOGGIN | 1 | 0 | 2 | 0 | 1 | 0 | 2 | 0 | 2 | 0 | 0 | 0 | 8 | 0 | 8 |
| -AROSTOOK | 4 | 0 | 2 | 0 | 0 | 0 | 0 | 0 | 0 | 0 | 1 | 0 | 7 | 0 | 7 |
| -CUMBERLAND | 25 | 0 | 10 | 1 | 16 | 0 | 8 | 0 | 4 | 0 | 5 | 0 | 68 | 1 | 69 |
| -FRANKLIN | 2 | 0 | 5 | 0 | 4 | 0 | 1 | 0 | 1 | 0 | 0 | 0 | 13 | 0 | 13 |
| -HANCOCK | 0 | 0 | 2 | 0 | 2 | 0 | 2 | 0 | 0 | 0 | 0 | 0 | 6 | 0 | 6 |
| -KENNEBEC | 6 | 0 | 2 | 0 | 1 | 0 | 2 | 0 | 2 | 0 | 2 | 0 | 15 | 0 | 15 |
| -KNOX | 2 | 0 | 0 | 0 | 1 | 0 | 0 | 0 | 1 | 0 | 1 | 0 | 5 | 0 | 5 |
| -LINCOLN | 1 | 0 | 2 | 0 | 1 | 0 | 0 | 0 | 0 | 0 | 0 | 0 | 4 | 0 | 4 |
| -OXFORD | 1 | 0 | 4 | 0 | 1 | 0 | 1 | 0 | 2 | 0 | 1 | 0 | 10 | 0 | 10 |
| -PENOBSCOT | 3 | 0 | 5 | 0 | 3 | 0 | 2 | 0 | 2 | 0 | 0 | 0 | 15 | 0 | 15 |
| -PISCATAQUIS | 0 | 0 | 0 | 0 | 0 | 0 | 1 | 0 | 0 | 0 | 0 | 0 | 1 | 0 | 1 |
| -SAGadahoc | 1 | 0 | 0 | 0 | 0 | 0 | 2 | 0 | 1 | 0 | 0 | 0 | 4 | 0 | 4 |
| -SOMERSET | 15 | 0 | 8 | 0 | 4 | 0 | 4 | 0 | 2 | 0 | 4 | 0 | 37 | 0 | 37 |
| -WALDO | 0 | 0 | 0 | 0 | 1 | 0 | 0 | 0 | 0 | 0 | 0 | 0 | 1 | 0 | 1 |
| -WASHINGTON | 0 | 0 | 1 | 0 | 0 | 0 | 0 | 0 | 0 | 0 | 0 | 0 | 1 | 0 | 1 |
| -YORK | 8 | 0 | 6 | 0 | 1 | 0 | 2 | 0 | 1 | 0 | 0 | 0 | 18 | 0 | 18 |
| STATE TOTAL | 69 | 0 | 49 | 1 | 36 | 0 | 27 | 0 | 18 | 0 | 14 | 0 | 213 | 1 | 214 |

NOTES:

DOM = Domestic N/D = Non Domestic

*Includes mediations for which one of the parties or the attorneys did not appear and failed to inform the mediator. As a result, the mediator is paid and the case is either rescheduled or cancelled if a settlement has been reached.