

105945



STATE OF NEW YORK
DEPARTMENT OF CORRECTIONAL SERVICES
THE STATE OFFICE BUILDING CAMPUS
ALBANY, N.Y. 12226

THOMAS A. COUGHLIN III
COMMISSIONER

WARD DE WITT
ASSISTANT COMMISSIONER

CR-Sent
11-13-87

105945

1985 INMATES DISCHARGED

105945

U.S. Department of Justice
National Institute of Justice

This document has been reproduced exactly as received from the person or organization originating it. Points of view or opinions stated in this document are those of the authors and do not necessarily represent the official position or policies of the National Institute of Justice.

Permission to reproduce this copyrighted material has been granted by

NYS Department of Correctional
Services

to the National Criminal Justice Reference Service (NCJRS).

Further reproduction outside of the NCJRS system requires permission of the copyright owner.

NCJRS

JUL 15 1987

ACQUISITIONS

STATE OF NEW YORK
DEPARTMENT OF CORRECTIONAL SERVICES
THOMAS A. COUGHLIN III
COMMISSIONER

DIVISION OF PROGRAM PLANNING, RESEARCH AND EVALUATION
THE STATE OFFICE BUILDING CAMPUS
ALBANY, N.Y. 12226

INTRODUCTION

The Department of Correctional Services (DOCS) released 13,966 offenders from facility custody during calendar year 1985. A major portion (9,901 or 70.9%) were released to parole supervision for the first time since their date of commitment to DOCS. This report presents descriptive data on a variety of attributes describing the characteristics of this group of offenders as well as data on the amount of time served in penal facilities.

The variables covered in this report include: gender; ethnic group; region; age on release; felony class; first/second felony sentence status; prior education; prior occupation; minimum sentence; maximum sentence; commitment offense; and median time served by crime. Charts showing the percent distributions of the variables are presented along with crosstabulations by time served in DOCS custody. Tables showing combined DOCS time plus local jail time are also included for selected variables.

In addition to the material on 1985 first releases a breakdown of the other 1985 release categories is provided. Also, the number of admissions by type and releases by type are shown for each calendar year covering the period 1976-1985.

CONTENTS

<u>Description</u>	<u>Page Number</u>
Highlights	1
Admissions and Releases, 1976-1985	2
Total Releases By Type	3
 <u>FIRST RELEASES</u> (State Time Only)	
Gender	4
Crime and Median Time Served	5
Ethnic Group	6
Region	7
Minimum Sentence	8
Maximum Sentence	9
Age on Release	10
Predicate Sentence by Class	11
Education	12
Occupation	13
 <u>FIRST RELEASES</u> (Local Jail and State Time)	
Gender and Crime and Median Time Served	14
Ethnic Group and Region	15
Minimum Sentence and Maximum Sentence	16
Age on Release and Predicate Sentence by Class	17

H I G H L I G H T S

1. There were 13,966 total releases from Department of Correctional Services facilities during 1985. Of these, 9,901 were inmates released to parole supervision for the first time on their current sentence.
2. Ninety-six percent (9,492) of the 1985 first releases to parole supervision were males and 4% (409) were females.
3. Over half of the first releases (58.4% or 5,765) had been committed as violent felony offenders. Other violent/coercive felonies accounted for another 5.3% (526) while property/drug crimes made up 33.8% (3,333) of the first releases. The remaining 2.5% had been committed as Youthful Offenders.
4. The median time served in state prison for all first releases was 23.0 months. This figure increases to 29.9 months if time spent in local jail is also included.
5. Slightly over half (50.9%) of the first releases were black; 25.4% were white; 23.3% were Hispanic and 0.5% were other.
6. The large portion (68.7%) of the first release population had been committed from New York City. Upstate areas accounted for 19.2% followed by 12.1% from Suburban New York City areas.
7. The median age on release was 28.0 years. The largest age category on release was the 25-29 category with 2,476 followed by the 21-24 year old category at 2,376.
8. Over forty percent of the release population did not have a high school education at the time they were committed.
9. Only 37.8% of the released population had been employed as skilled or professional workers prior to incarceration.
10. Forty percent of those released had been committed as second felony offenders.

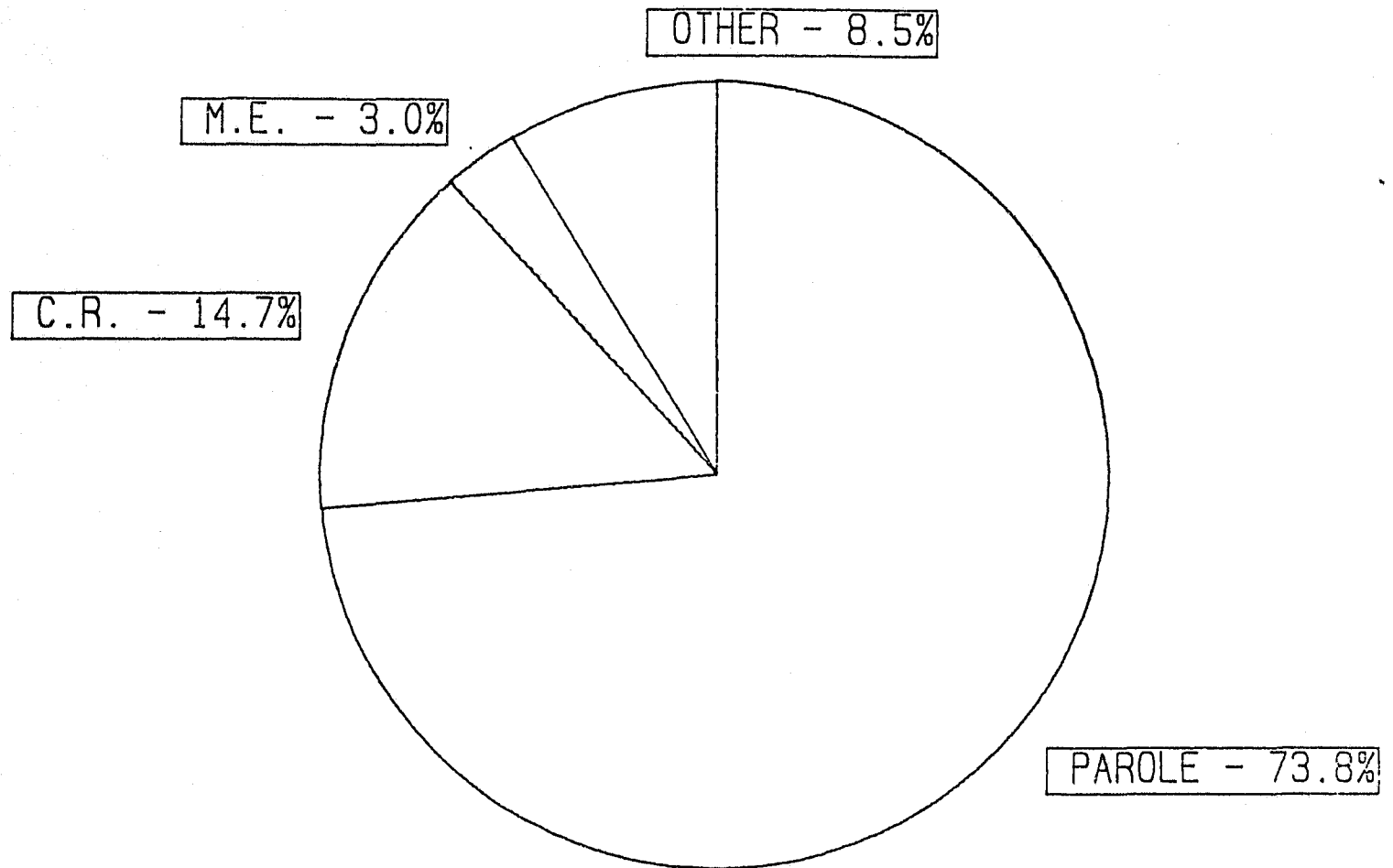
ADMISSIONS AND RELEASES FROM FACILITIES OF THE DEPARTMENT OF CORRECTIONAL SERVICES^{1/}
FOR THE CALENDAR YEARS 1976 - 1985

<u>TYPE OF ADMISSION OR RELEASE</u>	<u>1976</u>	<u>1977</u>	<u>1978</u>	<u>1979</u>	<u>1980</u>	<u>1981</u>	<u>1982</u>	<u>1983</u>	<u>1984</u>	<u>1985^{a/}</u>
<u>Under Custody on January 1</u>	16,103	17,752	19,408	20,187	20,855	21,626	25,499	27,943	30,537	33,136
<u>Admissions</u>	9,760	10,272	8,837	9,462	10,260	12,723	12,727	14,867	14,848	15,569
Court Commitment	8,063	8,436	7,232	7,595	7,959	10,303	10,406	12,536	12,247	12,420
Transfers from Outside Dept.	14	50	244	341	418	463	446	497	554	749
Affirmation of Sentence	40	46	60	56	59	67	61	52	48	39
Parole Violator	836	984	871	985	1,234	1,307	1,229	1,224	1,498	1,907
Conditional Release Violator	361	359	263	346	479	493	445	430	356	244
Statutory Release Violator	—	—	—	—	—	—	—	—	—	—
Returned from Escape/Abscond	446	397	167	139	111	90	140	128	145	173
Other Admissions	—	—	—	—	—	—	—	—	—	37
<u>Under Custody All or Part of Year</u>	25,863	28,024	28,245	29,649	31,115	34,349	38,226	42,810	45,385	48,705
<u>Releases</u>	8,111	8,616	8,058	8,794	9,489	8,850	10,283	12,273	12,249	13,966
Parole	4,979	5,468	5,066	5,378	5,659	5,001	6,319	8,575	9,007	10,311
Conditional Release	1,900	1,816	1,981	2,382	2,549	2,530	2,594	2,451	1,886	2,051
Statutory Release	4	—	—	1	—	1	—	—	—	—
Maximum Expiration of Sentence	388	413	388	344	527	590	546	382	407	414
Death	30	32	30	31	41	39	62	54	110	163
Court Order	187	209	203	182	169	132	122	118	100	87
Escaped or Absconded	611	525	86	65	70	75	126	126	156	181
Transfers Outside Department	7	152	304	407	466	480	512	561	575	728
Other	5	1	—	4	8	2	2	6	8	31
<u>Under Custody on December 31</u>	17,752	19,408	20,187	20,855	21,626	25,499	27,943	30,537	33,136	34,739
<u>Parole Detainees on December 31</u>					303	422	556	414	673	634
<u>Under Custody Plus Detainees</u>					21,929	25,921	28,499	30,951	33,809	35,373
<u>Transfers Between DOCS Facilities</u>	26,370	34,770	31,225	32,503	31,341	38,485	40,165	44,807	45,353	53,674

^{a/} Preliminary figures which contain partial estimates.

^{1/} Excludes data on parolee detainees and inmates transferred to the Central New York Psychiatric Center.

DEPARTMENT OF CORRECTIONAL SERVICES
1985 RELEASES - TYPE

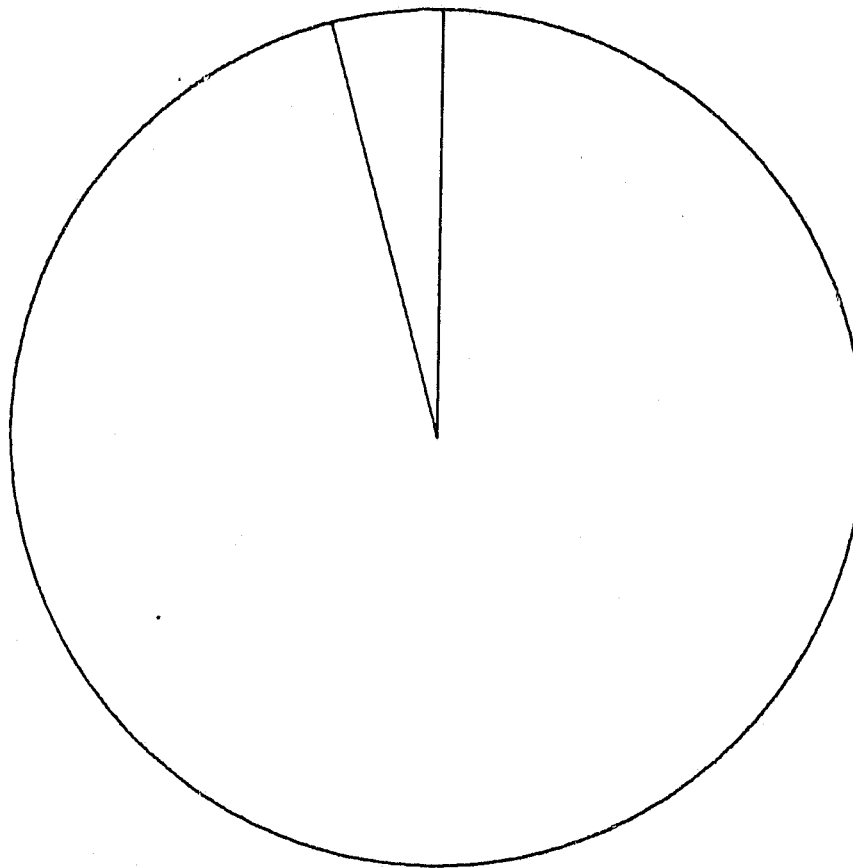


1985 TOTAL RELEASES
TYPE OF RELEASE

	NUMBER	PERCENT
TOTAL RELEASES	13966	100.00
PAROLE	10311	73.83
CONDITIONAL RELEASE	2051	14.69
MAXIMUM EXPIRATION OF SENTENCE	414	2.96
TRANSFER OUT	728	5.21
DEATH	163	1.17
OTHER	299	2.14

DEPARTMENT OF CORRECTIONAL SERVICES 1985 RELEASES - GENDER

FEMALES - 4.1%



MALES - 95.9%

1985 INMATES DISCHARGED GENDER BY TIME SERVED (STATE TIME ONLY)

GENDER	TIME SERVED SINCE COMMITMENT										TOTAL
	LESS THAN 12 MONTHS	12-17 MONTHS	18-23 MONTHS	24-35 MONTHS	36-47 MONTHS	48-71 MONTHS	72-119 MONTHS	120-179 MONTHS	180-239 MONTHS	240 AND OVER	
TOTAL RELEASES	1047	2035	2224	2474	981	679	390	55	13	3	9901
MALES	970	1942	2112	2393	951	668	386	54	13	3	9492
FEMALES	77	93	112	81	30	11	4	1	0	0	409

1985 INMATES DISCHARGED
CRIME BY TIME SERVED
(STATE TIME ONLY)

CRIME	TIME SERVED SINCE COMMITMENT										TOTAL	MEDIAN STATE TIME SERVED IN MONTHS
	LESS THAN 12 MONTHS	12-17 MONTHS	18-23 MONTHS	24-35 MONTHS	36-47 MONTHS	48-71 MONTHS	72-119 MONTHS	120-179 MONTHS	180-239 MONTHS	240 AND OVER		
TOTAL RELEASES	1047	2035	2221	2472	981	677	388	40	6	0	9867	23.0
A. VIOLENT FELONY OFFENSES	366	897	1160	1595	783	571	353	34	6	0	5765	27.5
MURDER	0	0	0	0	0	0	2	3	3	0	8	160.0
ATTEMPTED MURDER	2	1	8	15	15	21	13	0	0	0	75	45.2
MANSLAUGHTER 1ST	2	8	11	42	51	94	112	12	2	0	334	61.5
RAPE 1ST	1	12	10	28	34	48	49	8	0	0	190	53.0
ROBBERY 1ST	46	178	293	508	263	223	121	8	0	0	1640	31.2
ROBBERY 2ND	130	305	334	416	179	84	21	0	0	0	1469	23.4
ASSAULT 1ST	10	12	37	35	32	15	9	0	0	0	150	29.5
ASSAULT 2ND	35	34	36	37	17	5	0	0	0	0	164	20.2
BURGLARY 1ST	1	10	18	30	10	8	3	1	1	0	82	28.8
BURGLARY 2ND	87	197	211	257	90	24	3	0	0	0	869	22.3
ARSON 1ST AND 2ND	3	5	15	12	8	5	2	0	0	0	50	26.0
SODOMY 1ST	0	4	3	9	14	19	9	2	0	0	60	48.0
SEXUAL ABUSE 1ST	6	15	17	29	10	6	0	0	0	0	83	25.4
DANGEROUS WEAPONS	42	115	165	172	57	19	6	0	0	0	576	22.8
KIDNAPPING	1	1	2	5	3	0	3	0	0	0	15	32.4
B. OTHER FELONY OFFENSES												
1. OFFENSES INVOLVING VIOLENCE/COERCION	66	133	150	106	37	23	10	1	0	0	526	20.6
MANSLAUGHTER 2ND	7	8	10	15	17	17	7	0	0	0	81	36.4
CRIM. NEG. HOMICIDE	3	7	9	2	1	0	0	0	0	0	22	18.7
RAPE 2ND AND 3RD	2	0	8	2	2	0	0	0	0	0	14	21.8
ROBBERY 3RD	26	66	76	61	10	4	2	1	0	0	246	20.4
ATTEMPTED ASSAULT 2ND	10	24	22	2	2	0	0	0	0	0	60	17.0
ATT SEXUAL ABUSE 1ST	2	1	5	2	0	0	0	0	0	0	10	20.4
OTHER COERCIVE & VIOL.	16	27	20	22	5	2	1	0	0	0	93	19.0
2. PROPERTY, DRUG AND OTHER OFFENSES	543	897	865	756	160	82	25	5	0	0	3333	19.6
BURGLARY 3RD	93	224	259	218	57	15	2	1	0	0	869	20.7
GRAND LARCENY	75	157	133	59	5	4	0	0	0	0	433	17.4
DRUGS	260	274	299	374	75	61	23	4	0	0	1370	21.0
FORGERY	25	66	48	39	7	0	0	0	0	0	185	18.2
STOLEN PROPERTY	54	128	80	41	8	0	0	0	0	0	311	16.8
ALL OTHER FELONIES	36	48	46	25	8	2	0	0	0	0	165	17.8
C. YOUTHFUL OFFENDERS	72	108	46	15	1	1	0	0	0	0	243	14.8

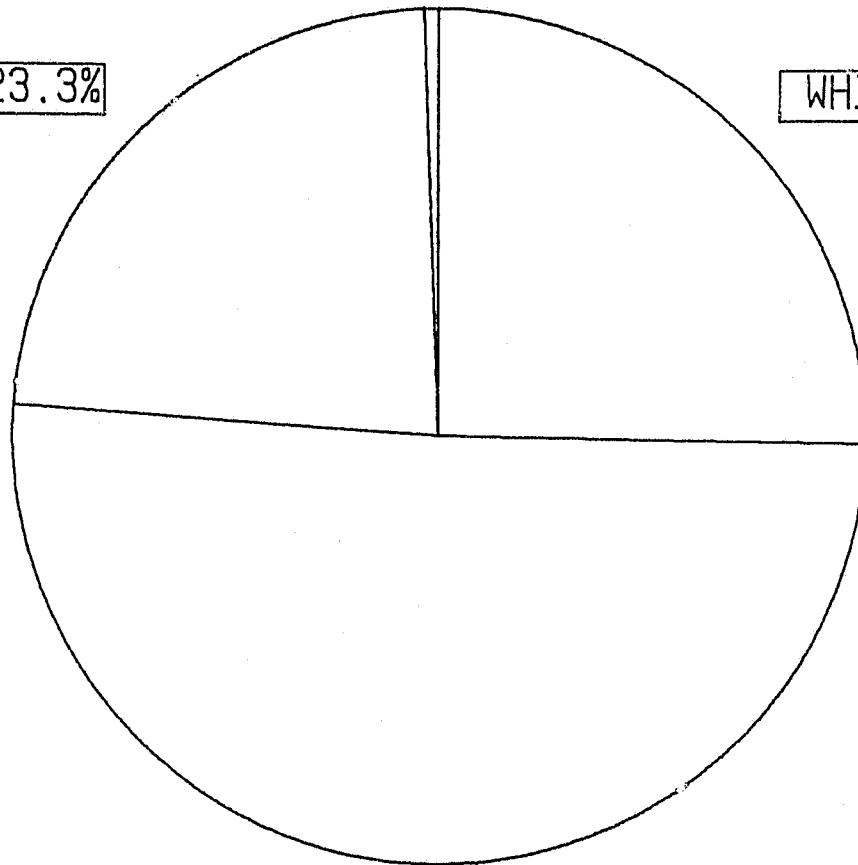
*DATA NOT READILY AVAILABLE FOR 34 INMATES.

DEPARTMENT OF CORRECTIONAL SERVICES
1985 RELEASES - ETHNIC

OTHER - 0.5%

HISPANIC - 23.3%

WHITE - 25.4%



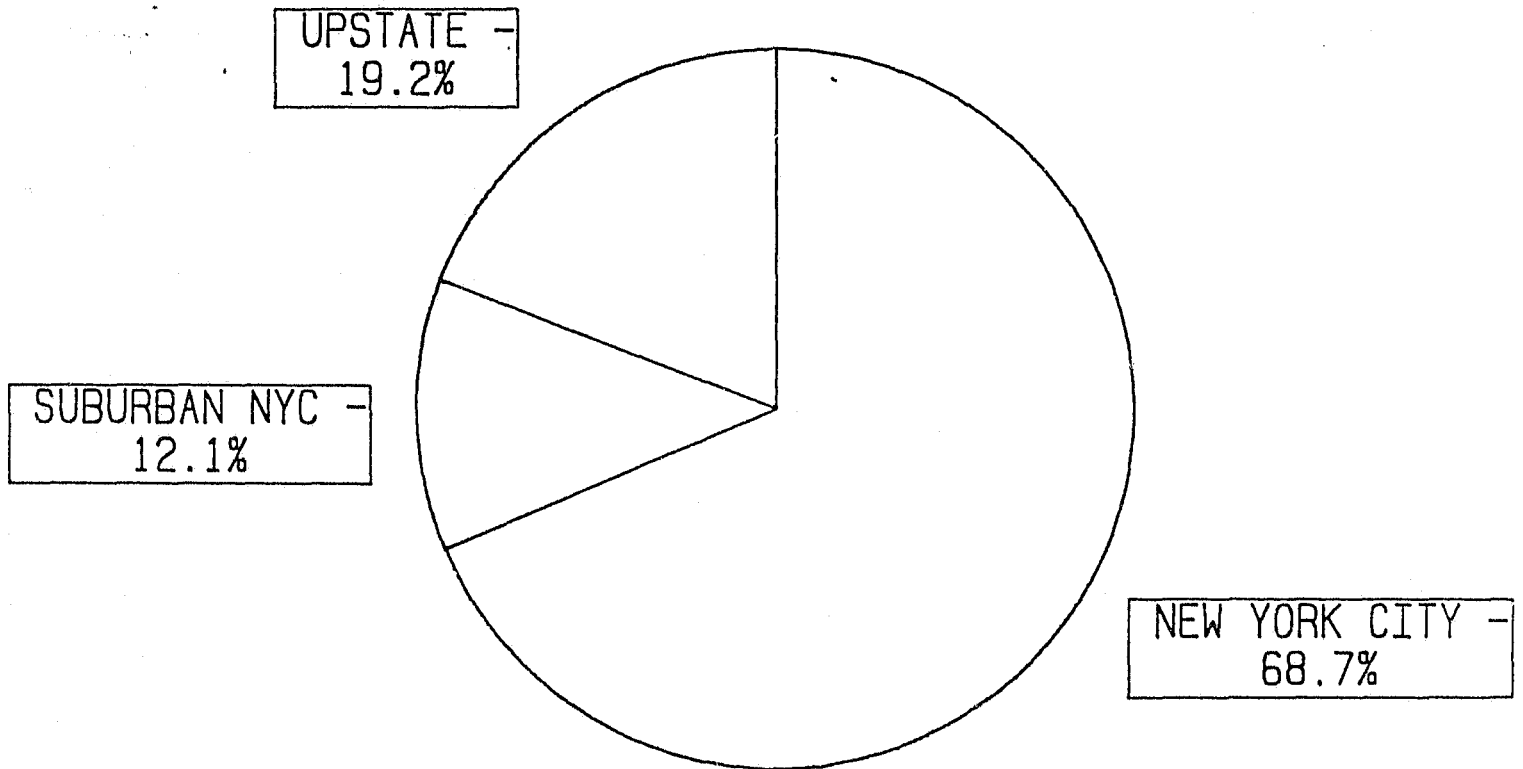
BLACK - 50.9%

1985 INMATES DISCHARGED
ETHNIC BY TIME SERVED
(STATE TIME ONLY)

TIME SERVED SINCE COMMITMENT

ETHNIC GROUP	LESS THAN 12 MONTHS	12-17 MONTHS	18-23 MONTHS	24-35 MONTHS	36-47 MONTHS	48-71 MONTHS	72-119 MONTHS	120-179 MONTHS	180-239 MONTHS	240 AND OVER	TOTAL
TOTAL RELEASES	1047	2035	2224	2474	981	679	390	55	13	3	9901
WHITE	333	545	544	592	248	144	91	10	2	1	2510
BLACK	440	1017	1136	1317	502	380	204	34	9	1	5040
HISPANIC	270	465	532	551	228	152	92	11	2	1	2304
OTHER	4	8	12	14	3	3	3	0	0	0	47

DEPARTMENT OF CORRECTIONAL SERVICES 1985 RELEASES - REGION

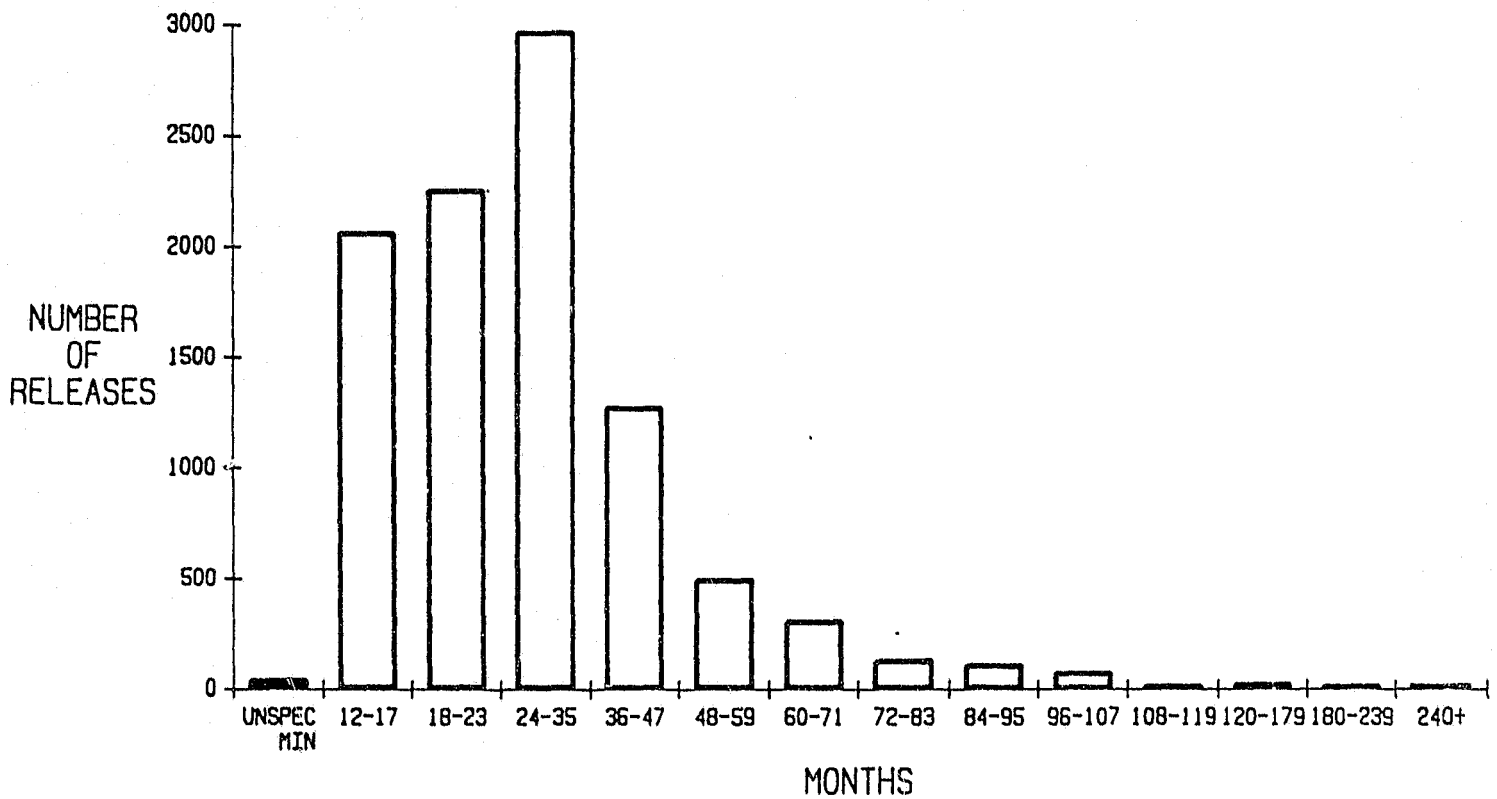


1985 INMATES DISCHARGED
REGION BY TIME SERVED
(STATE TIME ONLY)

REGION	TIME SERVED SINCE COMMITMENT										TOTAL
	LESS THAN 12 MONTHS	12-17 MONTHS	18-23 MONTHS	24-35 MONTHS	36-47 MONTHS	48-71 MONTHS	72-119 MONTHS	120-179 MONTHS	180-239 MONTHS	240 AND OVER	
TOTAL STATE	1047	2035	2222	2469	979	677	387	55	13	3	9887
NEW YORK CITY	612	1339	1556	1754	697	495	287	41	10	3	6794
NEW YORK COUNTY	231	554	641	664	247	194	88	13	4	1	2637
KINGS COUNTY	156	317	409	469	213	113	55	9	5	0	1746
BRONX COUNTY	79	230	278	359	142	117	114	14	1	2	1336
QUEENS COUNTY	139	221	212	238	82	68	26	4	0	0	990
RICHMOND COUNTY	7	17	16	24	13	3	4	1	0	0	85
SUBURBAN NEW YORK	187	285	251	273	103	65	33	1	0	0	1198
UPSTATE	248	411	415	442	179	117	67	13	3	0	1895

DATA NOT READILY AVAILABLE FOR 4 INMATES.

DEPARTMENT OF CORRECTIONAL SERVICES
1985 RELEASES - MINIMUM SENTENCE

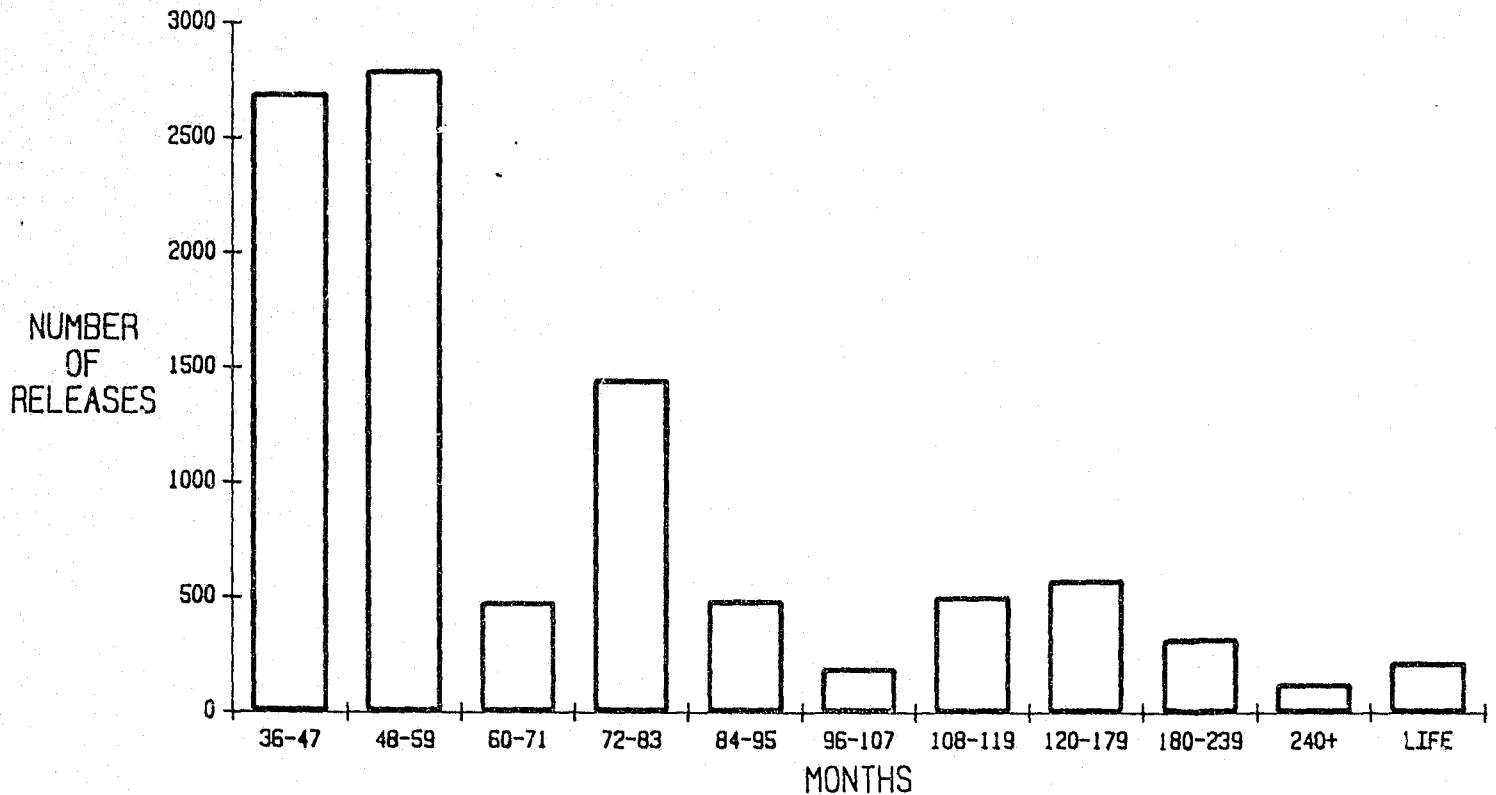


1985 INMATES DISCHARGED
MINIMUM SENTENCE BY TIME SERVED
(STATE TIME ONLY)

TIME SERVED SINCE COMMITMENT

MINIMUM SENTENCE	LESS THAN 12 MONTHS	12-17 MONTHS	18-23 MONTHS	24-35 MONTHS	36-47 MONTHS	48-71 MONTHS	72-119 MONTHS	120-179 MONTHS	180-239 MONTHS	240 AND OVER	TOTAL
TOTAL RELEASES	1047	2035	2224	2474	981	679	390	55	13	3	9901
UNSPECIFIED MINIMUM	3	2	4	4	2	11	16	5	3	2	52
12-17 MONTHS	736	810	407	109	9	2	1	0	0	0	2074
18-23 MONTHS	251	934	758	295	23	4	1	0	0	0	2266
24-35 MONTHS	51	276	1003	1387	220	42	4	0	0	0	2983
36-47 MONTHS	2	12	49	651	442	111	16	1	0	0	1284
48-59 MONTHS	2	0	0	27	257	199	21	1	0	0	507
60-71 MONTHS	0	0	1	1	28	223	62	4	0	0	319
72-83 MONTHS	1	0	1	0	0	80	55	2	0	0	139
84-95 MONTHS	1	1	1	0	0	5	107	4	0	0	119
96-107 MONTHS	0	0	0	0	0	0	72	9	2	0	83
108-119 MONTHS	0	0	0	0	0	1	5	1	0	0	7
120-179 MONTHS	0	0	0	0	0	0	27	7	0	0	34
180-239 MONTHS	0	0	0	0	0	1	2	20	2	0	25
240-300 MONTHS	0	0	0	0	0	0	1	1	6	1	9

DEPARTMENT OF CORRECTIONAL SERVICES
1985 RELEASES - MAXIMUM SENTENCE



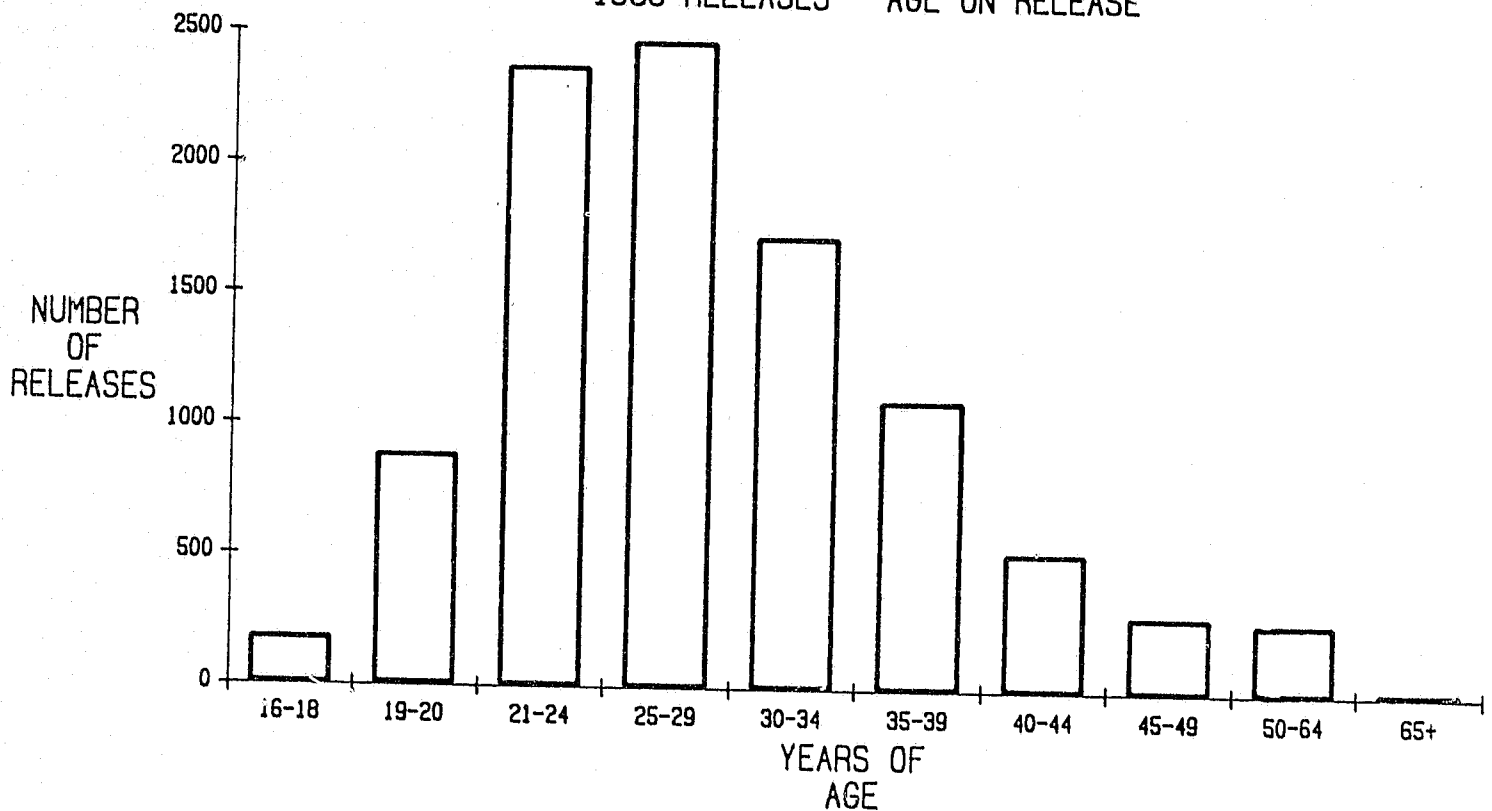
1985 INMATES DISCHARGED
MAXIMUM SENTENCE BY TIME SERVED
(STATE TIME ONLY)

TIME SERVED SINCE COMMITMENT

MAXIMUM SENTENCE	LESS THAN 12 MONTHS	12-17 MONTHS	18-23 MONTHS	24-35 MONTHS	36-47 MONTHS	48-71 MONTHS	72-119 MONTHS	120-179 MONTHS	180-239 MONTHS	240 AND OVER	TOTAL
TOTAL RELEASES	1047	2035	2221	2473	981	677	389	55	13	3	9894
36-47 MONTHS	771	1115	679	121	9	2	2	0	0	0	2699
48-59 MONTHS	230	743	963	808	45	8	1	0	0	0	2798
60-71 MONTHS	6	33	96	275	60	12	1	1	0	0	484
72-83 MONTHS	25	123	400	613	264	27	2	0	0	0	1454
84-95 MONTHS	5	11	54	243	121	50	6	1	0	0	491
96-107 MONTHS	2	1	2	25	104	63	1	0	0	0	198
108-119 MONTHS	1	2	13	223	156	104	9	0	0	0	508
120-179 MONTHS	5	4	2	70	185	221	93	1	0	0	581
180-239 MONTHS	1	0	3	1	13	150	148	11	0	0	327
240 MONTHS & OVER	0	0	0	0	0	2	106	20	3	0	131
LIFE	1	3	9	94	24	38	20	21	10	3	223

DATA NOT READILY AVAILABLE FOR 7 CASES.

DEPARTMENT OF CORRECTIONAL SERVICES
1985 RELEASES - AGE ON RELEASE

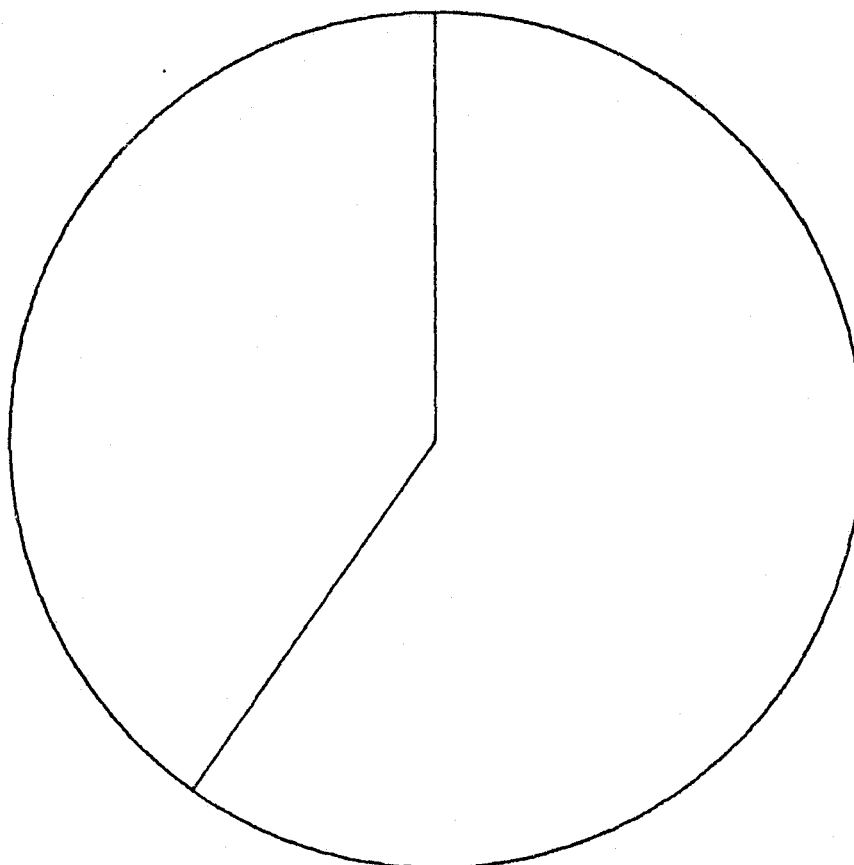


1985 INMATES DISCHARGED
AGE ON RELEASE BY TIME SERVED
(STATE TIME ONLY)

AGE ON RELEASE	TIME SERVED SINCE COMMITMENT										TOTAL
	LESS THAN 12 MONTHS	12-17 MONTHS	18-23 MONTHS	24-35 MONTHS	36-47 MONTHS	48-71 MONTHS	72-119 MONTHS	120-179 MONTHS	180-239 MONTHS	240 AND OVER	
TOTAL RELEASES	1047	2035	2224	2474	981	679	390	55	13	3	9901
16-18 YEARS	45	87	43	14	0	0	0	0	0	0	169
19-20 YEARS	155	275	233	200	26	0	0	0	0	0	889
21-24 YEARS	271	559	597	631	207	94	17	0	0	0	2376
25-29 YEARS	207	457	560	677	284	205	83	3	0	0	2476
30-34 YEARS	157	319	353	429	210	159	95	15	0	0	1737
35-39 YEARS	98	181	208	280	127	106	94	13	4	0	1111
40-44 YEARS	53	80	117	113	60	59	38	8	5	0	533
45-49 YEARS	27	40	51	67	35	31	33	7	2	1	294
50-64 YEARS	30	35	56	60	31	23	27	9	2	2	275
65 YEARS & OVER	4	2	6	3	1	2	3	0	0	0	21

DEPARTMENT OF CORRECTIONAL SERVICES 1985 RELEASES - FELONY OFFENDERS

SECOND -
40.0%



FIRST -
60.0%

1985 INMATES DISCHARGED
FELONY CLASS BY TIME SERVED
BY PREDICATE FELONY SENTENCE

FIRST FELONY SENTENCE BY FELONY CLASS	FIRST FELONY TIME SERVED SINCE COMMITMENT										TOTAL
	LESS THAN 12 MONTHS	12-17 MONTHS	18-23 MONTHS	24-35 MONTHS	36-47 MONTHS	48-71 MONTHS	72-119 MONTHS	120-179 MONTHS	180-239 MONTHS	240 AND OVER	
TOTAL RELEASES	906	1409	1235	1312	489	350	185	34	11	3	5934
CLASS A-1 FELONY	0	0	0	2	1	0	8	17	10	3	41
CLASS A-2 FELONY	4	3	6	33	6	14	3	0	0	0	69
CLASS A (NOT SPECIFIED)	0	0	4	57	16	22	11	1	0	0	111
CLASS B FELONY	195	197	251	487	248	228	143	12	1	0	1762
CLASS C FELONY	162	440	461	487	178	71	19	3	0	0	1821
CLASS D FELONY	343	495	365	207	36	13	1	1	0	0	1461
CLASS E FELONY	130	167	101	24	3	1	0	0	0	0	426
YOUTHFUL OFFENDER	72	107	47	15	1	1	0	0	0	0	243

SECOND FELONY SENTENCE BY FELONY CLASS	SECOND FELONY TIME SERVED SINCE COMMITMENT										TOTAL
	LESS THAN 12 MONTHS	12-17 MONTHS	18-23 MONTHS	24-35 MONTHS	36-47 MONTHS	48-71 MONTHS	72-119 MONTHS	120-179 MONTHS	180-239 MONTHS	240 AND OVER	
TOTAL RELEASES	142	629	988	1154	492	327	204	21	0	0	3957
CLASS A-1 FELONY	0	0	0	0	0	0	0	2	0	0	2
CLASS A-2 FELONY	0	0	1	1	1	1	0	0	0	0	4
CLASS A (NOT SPECIFIED)	0	0	0	1	0	2	0	0	0	0	3
CLASS B FELONY	0	4	11	20	50	129	155	18	0	0	387
CLASS C FELONY	4	18	52	193	239	153	44	0	0	0	703
CLASS D FELONY	24	150	508	777	192	40	4	1	0	0	1696
CLASS E FELONY	114	457	416	162	10	2	1	0	0	0	1162
YOUTHFUL OFFENDER	0	0	0	0	0	0	0	0	0	0	0

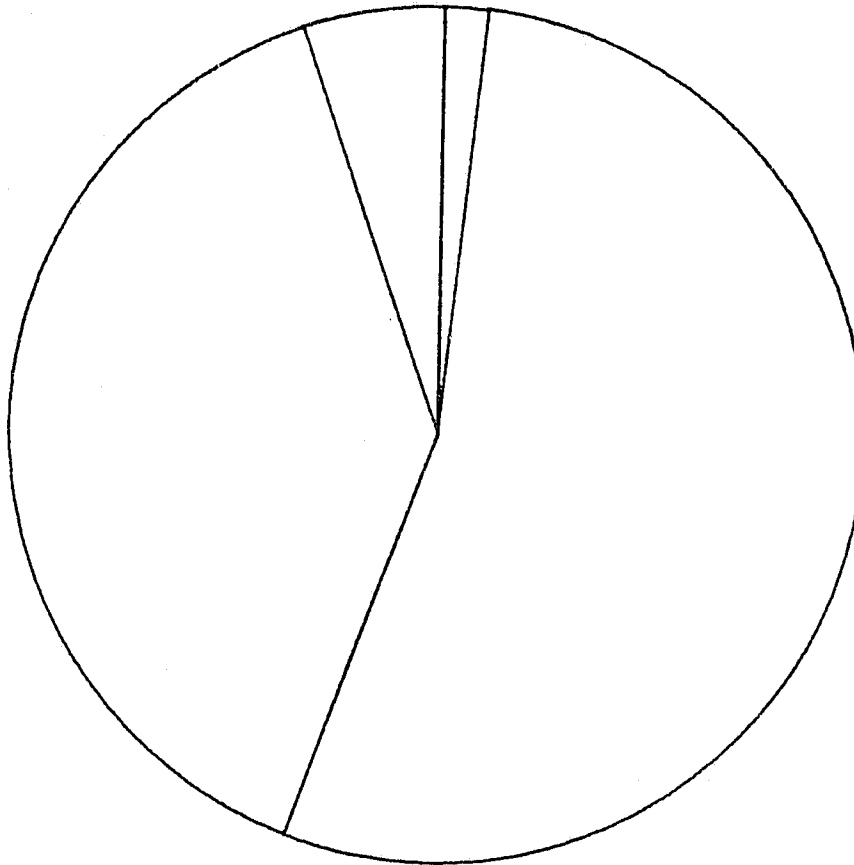
DEPARTMENT OF CORRECTIONAL SERVICES
1985 RELEASES - PRIOR EDUCATION

ELEMENTARY ONLY - 5.1%

COLLEGE - 1.7%

JR. HIGH -
39.1%

HIGH SCHOOL -
54.1%



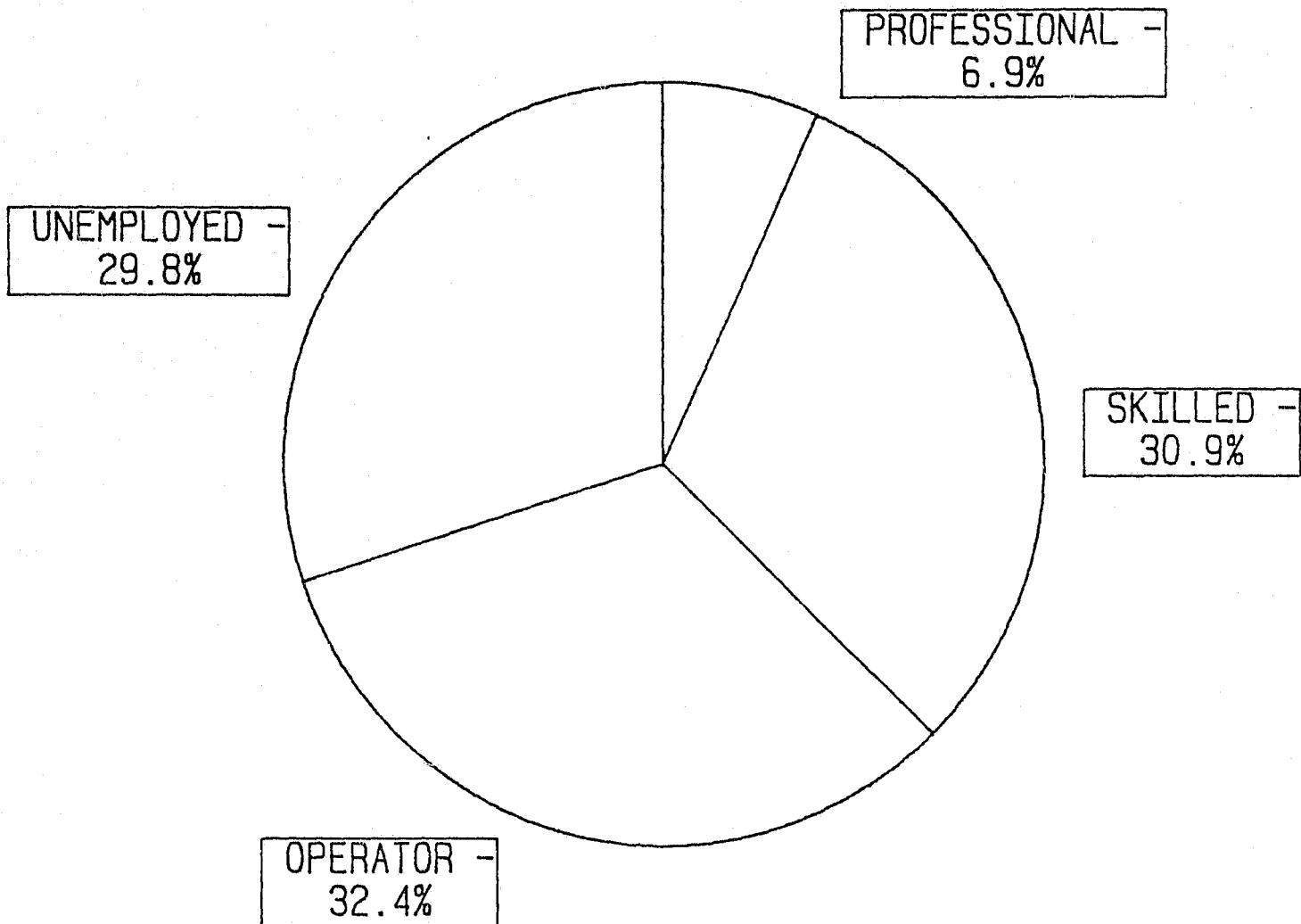
1985 INMATES DISCHARGED
EDUCATION BY TIME SERVED
(STATE TIME ONLY)

TIME SERVED SINCE COMMITMENT

EDUCATION ON COMMITMENT	LESS THAN 12 MONTHS	12-17 MONTHS	18-23 MONTHS	24-35 MONTHS	36-47 MONTHS	48-71 MONTHS	72-119 MONTHS	120-179 MONTHS	180-239 MONTHS	240 AND OVER	TOTAL
TOTAL RELEASES	1020	1789	1684	2212	951	658	384	44	13	3	8758
COLLEGE	23	28	24	30	24	12	4	1	0	0	146
HIGH SCHOOL	573	930	875	1256	536	349	198	18	7	1	4743
JR HIGH SCHOOL	379	736	683	823	354	255	163	23	6	1	3423
ELEMENTARY ONLY	45	95	102	103	37	42	19	2	0	1	446

DATA NOT AVAILABLE FOR 1,143 CASES.

DEPARTMENT OF CORRECTIONAL SERVICES
1985 RELEASES - PRIOR OCCUPATION



1985 INMATES DISCHARGED
OCCUPATION BY TIME SERVED
(STATE TIME ONLY)

OCCUPATION ON COMMITMENT	TIME SERVED SINCE COMMITMENT										TOTAL
	LESS THAN 12 MONTHS	12-17 MONTHS	18-23 MONTHS	24-35 MONTHS	36-47 MONTHS	48-71 MONTHS	72-119 MONTHS	120-179 MONTHS	180-239 MONTHS	240 AND OVER	
TOTAL RELEASES	981	1880	2038	2398	979	673	387	55	13	3	9407
PROFESSIONAL	74	102	80	190	95	72	33	2	1	0	649
SKILLED	372	590	579	664	307	232	137	16	4	2	2903
OPERATOR	343	605	581	792	320	229	145	30	7	1	3053
UNEMPLOYED	192	583	798	752	257	140	72	7	1	0	2802

DATA NOT READILY AVAILABLE ON 494 INMATES.

1985 INMATES DISCHARGED
GENDER BY TIME SERVED
(LOCAL JAIL & STATE TIME)

GENDER	TIME SERVED SINCE COMMITMENT										TOTAL
	LESS THAN 12 MONTHS	12-17 MONTHS	18-23 MONTHS	24-35 MONTHS	36-47 MONTHS	48-71 MONTHS	72-119 MONTHS	120-179 MONTHS	180-239 MONTHS	240 AND OVER	
TOTAL RELEASES	117	1095	1939	3469	1480	1040	509	75	19	10	9753
MALES	106	1020	1842	3328	1427	1015	503	75	19	10	9345
FEMALES	11	75	97	141	53	25	6	0	0	0	408

JAIL TIME DATA NOT READILY AVAILABLE FOR 148 CASES.

1985 INMATES DISCHARGED
CRIME BY TIME SERVED
(LOCAL JAIL AND STATE TIME)

CRIME	TIME SERVED SINCE COMMITMENT										TOTAL	MEDIAN STATE AND LOCAL JAIL TIME SERV IN MONTHS
	LESS THAN 12 MONTHS	12-17 MONTHS	18-23 MONTHS	24-35 MONTHS	36-47 MONTHS	48-71 MONTHS	72-119 MONTHS	120-179 MONTHS	180-239 MONTHS	240 AND OVER		
TOTAL RELEASES	117	1095	1938	3467	1479	1038	508	73	6	3	9724	29.9
A. VIOLENT FELONY	41	317	879	1948	1088	880	450	69	4	3	5679	33.9
MURDER	0	0	0	0	0	0	2	1	2	3	8	210.0
ATTEMPTED MURDER	0	0	1	13	22	22	15	1	0	0	74	49.1
MANSLAUGHTER 1ST	0	1	6	21	43	103	129	25	2	0	330	69.9
RAPE 1ST	1	2	5	21	34	52	54	19	0	0	188	62.3
ROBBERY 1ST	8	19	166	564	338	335	162	18	0	0	1610	37.7
ROBBERY 2ND	13	108	330	529	255	180	37	1	0	0	1453	30.2
ASSAULT 1ST	0	9	20	42	35	28	14	0	0	0	148	37.0
ASSAULT 2ND	2	31	38	56	29	6	1	0	0	0	163	26.2
BURGLARY 1ST	0	0	12	28	22	15	2	2	0	0	81	33.3
BURGLARY 2ND	8	92	176	338	185	54	4	0	0	0	857	23.4
ARSON 1ST AND 2ND	0	1	7	23	7	9	3	0	0	0	50	32.9
SODOMY 1ST	0	1	1	9	13	16	16	2	0	0	58	55.5
SEXUAL ABUSE 1ST	0	7	10	43	9	10	0	0	0	0	79	30.3
DANGEROUS WEAPON	9	45	106	258	92	47	8	0	0	0	565	29.7
KIDNAPPING	0	1	1	3	4	3	3	0	0	0	15	43.5
B. OTHER FELONY OFFENSES												
1. OFFENSES INV VIOLENCE/COERCION	5	69	145	196	54	37	15	0	0	0	521	26.5
MANSLAUGHTER	1	2	7	20	16	23	12	0	0	0	81	43.9
CRIM. NEG. H	0	5	7	8	0	2	0	0	0	0	22	23.1
RAPE 2ND AND	0	0	6	6	1	1	0	0	0	0	14	26.0
ROBBERY 3RD	3	37	66	104	23	8	2	0	0	0	243	25.8
ATTEMPTED AS	0	6	31	20	1	1	0	0	0	0	59	22.5
ATT SEXUAL A	0	0	2	7	0	0	0	0	0	0	9	28.3
OTHER COERCI	1	19	26	31	13	2	1	0	0	0	93	24.2
2. PROPERTY, DR OTHER OFFENSES	63	608	838	1267	336	121	42	4	2	0	3281	25.2
BURGLARY 3RD	11	88	230	409	77	33	5	0	0	0	853	26.9
GRAND LARCEN	9	82	160	162	12	6	0	0	0	0	431	22.7
DRUGS	31	314	219	454	208	73	37	4	2	0	1342	26.8
FORGERY	5	23	58	84	12	1	0	0	0	0	183	24.8
STOLEN PROPE	5	46	131	110	14	3	0	0	0	0	309	22.7
ALL OTHER FE	2	55	40	48	13	5	0	0	0	0	163	21.7
C. YOUTHFUL OFFENSE	8	101	76	56	1	0	1	0	0	0	243	19.0

*DATA NOT READILY AVAILABLE FOR 177 COMMITMENTS.

1985 INMATES DISCHARGED
ETHNIC BY TIME SERVED
(LOCAL JAIL & STATE TIME)

ETHNIC GROUP	TIME SERVED SINCE COMMITMENT										TOTAL
	LESS THAN 12 MONTHS	12-17 MONTHS	18-23 MONTHS	24-35 MONTHS	36-47 MONTHS	48-71 MONTHS	72-119 MONTHS	120-179 MONTHS	180-239 MONTHS	240 AND OVER	
TOTAL RELEASES	117	1094	1938	3469	1480	1040	509	75	19	10	9751
WHITE	47	387	507	819	370	217	109	17	5	1	2479
BLACK	41	434	970	1830	769	580	275	43	11	6	4959
HISPANIC	28	267	454	804	333	240	119	15	3	3	2266
OTHER	1	6	7	16	8	3	6	0	0	0	47

DATA NOT READILY AVAILABLE FOR 150 INMATES.

1985 INMATES DISCHARGED
REGION BY TIME SERVED
(LOCAL JAIL & STATE TIME)

REGION	TIME SERVED SINCE COMMITMENT										TOTAL
	LESS THAN 12 MONTHS	12-17 MONTHS	18-23 MONTHS	24-35 MONTHS	36-47 MONTHS	48-71 MONTHS	72-119 MONTHS	120-179 MONTHS	180-239 MONTHS	240 AND OVER	
TOTAL STATE	117	1095	1939	3466	1475	1038	507	74	19	10	9740
NEW YORK CITY	67	655	1300	2379	1031	776	385	57	10	10	8670
NEW YORK COUNTY	29	253	539	971	367	276	125	15	2	4	2581
KINGS COUNTY	17	165	340	587	296	217	79	12	6	4	1723
BRONX COUNTY	6	91	200	471	210	174	130	22	2	2	1308
QUEENS COUNTY	15	137	202	322	143	101	47	7	0	0	974
RICHMOND COUNTY	0	9	19	28	15	8	4	1	0	0	84
SUBURBAN NEW YORK	20	171	230	418	194	106	41	4	0	0	1184
UPSTATE	30	269	409	669	250	156	81	13	9	0	1886

DATA NOT READILY AVAILABLE FOR 161 INMATES.

1985 INMATES DISCHARGED
MINIMUM SENTENCE BY TIME SERVED
(LOCAL JAIL & STATE TIME)

TIME SERVED SINCE COMMITMENT

MINIMUM SENTENCE	LESS THAN 12 MONTHS	12-17 MONTHS	18-23 MONTHS	24-35 MONTHS	36-47 MONTHS	48-71 MONTHS	72-119 MONTHS	120-179 MONTHS	180-239 MONTHS	240 AND OVER	TOTAL
TOTAL RELEASES	117	1095	1939	3469	1481	1040	509	75	19	10	9754
UNSPECIFIED MINIMUM	3	0	4	5	1	9	20	2	0	4	48
12-17 MONTHS	77	950	632	395	11	4	1	0	0	0	2070
18-23 MONTHS	22	126	1180	810	100	10	1	0	0	0	2249
24-35 MONTHS	14	17	117	2198	426	125	6	0	0	0	2903
36-47 MONTHS	0	1	5	58	913	247	32	1	0	0	1257
48-59 MONTHS	1	0	1	0	29	431	42	2	0	0	506
60-71 MONTHS	0	0	0	0	1	206	105	7	0	0	319
72-83 MONTHS	0	0	0	1	0	6	129	3	0	0	139
84-95 MONTHS	0	1	0	2	0	1	98	16	0	0	118
96-107 MONTHS	0	0	0	0	0	0	58	17	2	0	77
108-119 MONTHS	0	0	0	0	0	0	6	1	0	0	7
120-179 MONTHS	0	0	0	0	0	0	10	23	0	0	33
180-239 MONTHS	0	0	0	0	0	1	0	3	16	0	20
240-300 MONTHS	0	0	0	0	0	0	1	0	1	6	8

DATA NOT READILY AVAILABLE FOR 147 INMATES.

1985 INMATES DISCHARGED
MAXIMUM SENTENCE BY TIME SERVED
(LOCAL JAIL & STATE TIME)

TIME SERVED SINCE COMMITMENT

MAXIMUM SENTENCE	LESS THAN 12 MONTHS	12-17 MONTHS	18-23 MONTHS	24-35 MONTHS	36-47 MONTHS	48-71 MONTHS	72-119 MONTHS	120-179 MONTHS	180-239 MONTHS	240 AND OVER	TOTAL
TOTAL RELEASES	117	1095	1938	3467	1480	1038	508	75	19	10	9747
36-47 MONTHS	81	857	1110	617	16	3	3	0	0	0	2687
48-59 MONTHS	23	219	735	1607	140	24	1	0	0	0	2749
60-71 MONTHS	1	6	38	236	158	22	3	0	0	0	464
72-83 MONTHS	7	7	49	750	481	133	3	0	0	0	1430
84-95 MONTHS	2	2	2	196	169	101	9	0	0	0	481
96-107 MONTHS	2	0	0	15	20	155	6	0	0	0	198
108-119 MONTHS	0	0	0	27	289	158	27	0	0	0	501
120-179 MONTHS	1	4	3	5	105	296	160	2	0	0	576
180-239 MONTHS	0	0	1	2	1	109	189	23	0	0	325
240 MONTHS & OVER	0	0	0	0	0	0	76	45	2	0	123
LIFE	0	0	0	12	101	37	31	5	17	10	213

DATA NOT READILY AVAILABLE FOR 154 INMATES.

1985 INMATES DISCHARGED
FELONY CLASS BY TIME SERVED
BY PREDICATE FELONY SENTENCE
(LOCAL JAIL & STATE TIME)

FIRST FELONY SENTENCE BY FELONY CLASS	FIRST FELONY TIME SERVED SINCE COMMITMENT										TOTAL
	LESS THAN 12 MONTHS	12-17 MONTHS	18-23 MONTHS	24-35 MONTHS	36-47 MONTHS	48-71 MONTHS	72-119 MONTHS	120-179 MONTHS	180-239 MONTHS	240 AND OVER	
TOTAL RELEASES	101	1017	1272	1822	833	515	253	34	16	10	5873
CLASS A-1 FELONY	0	0	0	0	2	1	5	4	15	10	37
CLASS A-2 FELONY	0	2	0	8	37	14	6	0	0	0	67
CLASS A (NOT SPECIFIED)	0	0	0	7	61	19	20	1	0	0	108
CLASS B FELONY	28	222	121	505	331	309	193	24	1	0	1734
CLASS C FELONY	14	101	502	687	323	147	27	5	0	0	1806
CLASS D FELONY	36	423	428	468	75	23	1	0	0	0	1454
CLASS E FELONY	15	168	145	91	3	2	0	0	0	0	424
YOUTHFUL OFFENDER	8	101	76	56	1	0	1	0	0	0	243

SECOND FELONY SENTENCE BY FELONY CLASS	SECOND FELONY TIME SERVED SINCE COMMITMENT										TOTAL
	LESS THAN 12 MONTHS	12-17 MONTHS	18-23 MONTHS	24-35 MONTHS	36-47 MONTHS	48-71 MONTHS	72-119 MONTHS	120-179 MONTHS	180-239 MONTHS	240 AND OVER	
TOTAL RELEASES	16	77	657	1630	644	520	232	40	2	0	3818
CLASS A-1 FELONY	0	0	0	0	0	0	0	0	2	0	2
CLASS A-2 FELONY	0	0	0	0	1	2	1	0	0	0	4
CLASS A (NOT SPECIFIED)	0	0	0	0	1	2	0	0	0	0	3
CLASS B FELONY	0	0	4	12	15	126	176	40	0	0	373
CLASS C FELONY	2	1	21	56	270	276	44	0	0	0	670
CLASS D FELONY	3	11	96	1061	336	107	10	0	0	0	1624
CLASS E FELONY	11	65	536	501	21	7	1	0	0	0	1142
YOUTHFUL OFFENDER	0	0	0	0	0	0	0	0	0	0	0

DATA NOT READILY AVAILABLE ON 210 INMATES.

1985 INMATES DISCHARGED
AGE ON RELEASE BY TIME SERVED
(LOCAL JAIL & STATE TIME)

AGE ON RELEASE	TIME SERVED SINCE COMMITMENT										TOTAL
	LESS THAN 12 MONTHS	12-17 MONTHS	18-23 MONTHS	24-35 MONTHS	36-47 MONTHS	48-71 MONTHS	72-119 MONTHS	120-179 MONTHS	180-239 MONTHS	240 AND OVER	
TOTAL RELEASES	117	1095	1939	3469	1481	1040	509	75	19	10	9754
16-18 YEARS	4	56	74	55	0	0	0	0	0	0	189
19-20 YEARS	14	172	257	344	89	13	0	0	0	0	889
21-24 YEARS	33	269	553	938	354	181	33	0	0	0	2361
25-29 YEARS	22	220	444	864	432	315	126	6	0	0	2429
30-34 YEARS	19	161	298	573	262	245	119	23	2	0	1702
35-39 YEARS	13	88	154	371	179	149	110	18	5	2	1089
40-44 YEARS	7	57	78	157	79	70	53	9	4	4	518
45-49 YEARS	2	33	35	90	48	33	37	9	1	2	290
50-64 YEARS	2	37	44	69	36	33	26	10	7	2	266
65 YEARS & OVER	1	2	2	8	2	1	5	0	0	0	21

DATA NOT READILY AVAILABLE FOR 147 CASES.