




Crime and Justice in South Australia

1 January-30 June
1986



106877

106877

Series A
No. 20
June 1987

Crime and Justice in South Australia

1 January-30 June
1986

U.S. Department of Justice
National Institute of Justice

106877

This document has been reproduced exactly as received from the person or organization originating it. Points of view or opinions stated in this document are those of the authors and do not necessarily represent the official position or policies of the National Institute of Justice.

Permission to reproduce this copyrighted material has been granted by

Attorney-General's Department
Office of Crime Statistics

to the National Criminal Justice Reference Service (NCJRS).

Further reproduction outside of the NCJRS system requires permission of the copyright owner.

SEP 9 1987

ACQUISITIONS

Attorney-General's Department
Office of Crime Statistics
Adam Sutton, Director
Adrian Barnett, Statistician
Julie Gardner, Project Officer
David Burton, Clerical Officer
Lesley Giles, Clerical Officer
Valija Kalnins, Clerical Officer

CONTENTS

	<u>Page</u>
SUMMARY	i
PART 1 – OVERVIEW	
INTRODUCTION	1
1.1 Police Statistics	1
1.2 Supreme and District Criminal Court Statistics	3
1.3 Correctional Services Statistics	6
1.4 Court and Aid Panel Appearances by Juveniles	8
PART 2 – STATISTICS OF SELECTED CRIMES REPORTED OR BECOMING KNOWN TO POLICE	
Tables 2.1 – 2.6 Offences Reported or Becoming Known	12
Tables 2.7 – 2.16 Age and Sex of Alleged Offenders	18
PART 3 – SUPREME AND DISTRICT CRIMINAL COURT APPEARANCES	
Table 3.1 Case Outcome and Major Charge – Summary of All Offences	30
Tables 3.2 – 3.8 Case Outcome and Major Charge	31
Table 3.9 Major Penalty for Major Charge Found Guilty – Summary of All Convictions	38
Tables 3.10 – 3.16 Major Penalty for Major Charge Found Guilty	39
Table 3.17 Cases Where The Total Imprisonment Was Greater Than That Imposed For The Single Charge Receiving The Highest Penalty	46
Table 3.18 Total Head Sentence and Non-Parole Period, All Imprisonments	48
Table 3.19 Age and Sex of Accused and Offence Type	49
Table 3.20 Occupational Status of Accused and Offence Type	52
Table 3.21 Marital Status of Accused and Offence Type	53
Table 3.22 State or Country of Birth of Accused and Offence Type	54
Table 3.23 Prior Criminal Convictions of Accused	55
Table 3.24 Bail Status Following the Final Committal Hearing	56

	<u>Page</u>	
Table 3.25	Final Plea of Accused	57
Tables 3.26 & 3.27	Final Plea and Month Case Finalised	58
Tables 3.28 & 3.29	Plea and Duration of Proceedings (Excluding Absconders)	59
 PART 4 - CORRECTIONAL SERVICES		
Table 4.1	Persons Received Into Custody	62
Table 4.2	Daily Averages in Custody	62
Table 4.3	Persons in Custody at 30 June, 1986	62
Table 4.4	Persons Discharged From Custody by Form of Discharge	63
Table 4.5	Persons Received Into Custody by Offence Charged	63
Table 4.6	Persons Received Into Custody by Age at Reception	64
Table 4.7	Persons Received Into Custody by Race	64
Table 4.8	Persons Received Into Custody by Employment Status	64
Table 4.9	Persons Placed Under Supervision	65
Table 4.10	Persons Under Supervision at 30 June, 1986	65
Table 4.11	Probation, Parole and Community Service Order Cases Completed by Type of Case Completion	65
 PART 5 - JUVENILE OFFENDERS		
Table 5.1	Courts and Aid Panels: Type of Offence and Where Appeared	69
Table 5.2	Children's Court: Appearances by Offence and Outcome	70
Table 5.3	Children's Aid Panels: Appearances by Offence and Outcome	71
Table 5.4	Children's Courts: Employment Status, Age and Sex of Persons Appearing	72
Table 5.5	Children's Aid Panels: Employment Status, Age and Sex of Juveniles Appearing	73
Table 5.6	Children's Courts: Age, Sex and Race of Persons Appearing	74
Table 5.7	Children's Aid Panels: Age, Sex and Race of Persons Appearing	75
Table 5.8	Type of Apprehension by Race, in Children's Courts	76

	<u>Page</u>
Table 5.9 Children's Courts: Appearances by Secure Care, Race and Department for Community Welfare Region	77
Table 5.10 Aid Panel and Court Appearances by District of Residence	78
 PART 6 – APPENDICES	
Appendix A – Explanatory Notes on Tables	
. Police Statistics	82
. Supreme and District Criminal Courts	83
. Correctional Services	107
. Juvenile Offenders	108
Appendix B – Selected Bibliography of Criminal Justice Statistical Publications	
. South Australia	111
. Interstate and Australia	111
. Overseas	112
Appendix C – Publications of the South Australian Office of Crime Statistics	113

SUMMARY

1. This report for the period 1 January - 30 June 1986 is the tenth in a series of six-monthly statistics on crime and the criminal justice system in South Australia. The statistics encompass:

- . all cases finalised in the Supreme and District Criminal Courts;
- . all Children's Court and Children's Aid Panel appearances by alleged offenders under eighteen years of age;
- . selected offences reported or becoming known to Police;
- . alleged offenders apprehended by South Australian Police, and
- . all adults admitted to and discharged from prison, parole and community service programs.

2. The police statistics indicate that compared with the preceding six months, January - June 1986 saw increases in four out of the six major groups of selected crimes. Robbery and extortion, sexual offences, property and alleged drugs crimes all rose, while there were fewer offences against the person and driving charges recorded. With the exception of drugs, all offence categories were higher than the same period in 1985, confirming a general increase in crimes reported or becoming known to South Australian police.

3. Statistics from Higher Criminal Courts show that 573 cases were finalised during the first six months of 1986: 160 in the Supreme and 413 in the District Criminal Court. This was eighty fewer than the final six months of 1985 and was the lowest number of cases completed in Higher Criminal Courts since July - December 1983. Compared with previous reporting periods, slightly more accused entered pleas of guilty to a major or a lesser charge during the first six months of 1986, and fewer cases went to trial. Another interesting feature of the current figures was an increase in the percentage of accused who were discharged after a nolle prosequi had been entered on all matters.

4. Correctional Services statistics for January - June 1986 show that compared with the preceding six months and with the corresponding period in 1985, there had been a rise in the number (ie. daily average) both of sentenced and unsentenced prisoners. At 797 the South Australian prison population at 30 June 1986 was the highest six-monthly figure since 30 June 1982. Despite these increases, South Australia had significantly fewer prisoners under sentence per 100,000 population than the Australian average. However the State does have more than the average rate of prisoners on remand - although the gap between South Australia and the rest of the nation has lessened since the last report. There also have been some significant shifts in the use of community-based corrections. During the last twelve months the number of adult offenders on community service in South Australia has more than doubled, bringing the State close to the national figure, and the State now has a higher than average rate of adults on parole. Use of probation-type programs also remains comparatively high.

5. Statistics on Children's Court and Children's Aid Panel appearances by alleged offenders aged 10-17 revealed a slight (3.4%) increase compared with the preceding six months. Of the 4,856 appearances between 1 January and 30 June 1986 the great majority were for relatively minor property crimes such as shop theft (57.9%), followed distantly by break and enter (11.6%) and offences against order (9.2%). Just under one percent of appearances involved an offence defined by Department for Community Welfare researchers as a serious crime of violence.

PART 1 - OVERVIEW

INTRODUCTION

This report for the period 1 January to 30 June 1986 is the tenth in a series of half-yearly statistics on crime and the justice system in South Australia. The series encompasses:

- . all cases finalised in the Supreme and District Criminal Courts;
- . all Children's Court and Children's Aid Panel appearances by juveniles (ie. alleged offenders under 18 years of age);
- . selected offences reported or becoming known to Police;
- . alleged offenders apprehended for these selected offences;
- and
- . all adults admitted to and discharged from prison, parole and community service programs.

Figures on Court cases derive from data collated and coded by the Office of Crime Statistics. Other statistics generously have been supplied by the Police, Correctional Services and Community Welfare Departments. Readers should be aware that this report does not purport to provide an exhaustive survey of all crime. Court figures, for example, are based only on cases finalised in the Supreme and District Criminal Courts (outcomes and penalties in Criminal Courts of Summary Jurisdiction are summarised in a separate publication by the Office - see Appendix C). Another important point to take into account is that tables in this publication do not reflect the flow of matters through the criminal justice system. The report provides a 'snapshot' of certain criminal justice processes during a six month period rather than a 'motion picture' which follows matters from initial police notification to final correctional disposition. Finally, counting differences between agencies can generate different impressions. Police figures enumerate offences whereas court statistics show numbers of accused, and so whilst a person appearing on a given charge in a Supreme or District Criminal Court will be counted once in the court tables, he or she may have committed multiple offences and so account for several entries in the Police tables. For these reasons readers always should consult the relevant explanatory notes in Appendix A before drawing conclusions from the data in parts 2-5.

1.1 Police Statistics

Police statistics in Part 2 of this report are based on offence categories developed by the Australian Bureau of Statistics, in conjunction with the Federal Police and Police Departments in each State, for crime reporting on a national basis. Only 'selected' offences are included. Minor street offences, such as offensive language or behaviour, are not part of the national system.

Compared with the preceding six months, January-June 1986 saw increases in four out of the six major groups of selected crimes reported. Robbery and extortion, sexual offences, property and alleged drug crimes all rose, while there were fewer offences against the person and driving charges recorded. With the exception of drugs, all offence categories were higher than the same period in 1985 - confirming a general trend in recent years for reported crime to increase.

TABLE 1.1 OFFENCES REPORTED OR BECOMING KNOWN TO POLICE;
1 JANUARY 1985 - 30 JUNE 1986

Offence Type	Number Reported or Becoming Known			Percentage increase or decrease, July-Dec.1985 to Jan.-June 1986
	1 January - 30 June 1985	1 July - 31 December 1985	1 January - 30 June 1986	
Offences Against the Person	3,289	3,922	3,667	- 6.5
Robbery and Extortion	196	295	300	+ 1.7
Sexual Offences	805	844	886	+ 5.0
Property Offences	52,415	60,073	60,625	+ 0.9
Driving Offences	3,826	4,047	3,856	- 4.7
Drug Offences	4,761	3,036	3,498	+15.2

Some reasons for these increases, and their implications for criminal justice policy, are canvassed in Law and Order in South Australia (Office of Crime Statistics, October 1986). Readers are advised to consult this publication and to be aware of the following factors.

- Increases in reported crime do not invariably indicate rises in the incidence of offending itself
Both in Australia and overseas, surveys of victims have shown that many offences never come to the attention of police. Therefore changes in recorded crime levels may, at least in part, simply reflect increases in crime reporting. This is particularly likely to be the case for offences such as rape and other sexual assault. Over the past decade South Australia has implemented a wide range of measures aimed at increasing the reporting of these offences.
- Only a comparatively small percentage of reported offences involve crimes of violence
According to the South Australian Police Department's Annual Report for 1985/86 less than 2% (ie. 1,990 out of 103,670) of the selected offences reported or becoming known were classified as crimes of violence (ie. murders or attempted murders, rapes or

attempted rapes, serious assaults or robberies). The incidence of murders and attempted murders in South Australia has changed very little during the past five years. Opinion surveys (eg. Australian Institute of Criminology, Trends and Issues Paper 2, October 1986) indicate that public concern about crime, and attitudes toward crime control, mainly are dominated by perceptions of crimes of violence.

- Many offences initially categorised as serious may later prove to have been comparatively minor

For example, of the 553 robbery incidents shown in the Police Department's Annual Report for 1985/86, one in four involved the theft of \$10 or less, with no goods or money stolen in 14% of cases. An Office of Crime Statistics survey of break and enter offences reported in 1983 revealed that no items or money were missing for 25% of incidents.

- There are major differences between Australian Police Departments in the ways they record crime and offender statistics

These differences particularly affect the comparability of alleged offender statistics (tables 2.7 to 2.16). In South Australia all alleged offenders are counted, whether or not they were arrested or subsequently proceeded against. Offender statistics for some other jurisdictions are significantly lower because they exclude persons who were not arrested (ie. people who were summonsed or reported), or who received a formal police caution.

1.2 Supreme and District Criminal Court Statistics

The great majority (at least 95%) of criminal matters in South Australia are determined by a Magistrate or Justices of the Peace sitting in a Court of Summary Jurisdiction.* A smaller number of indictable matters are finalised in Supreme and District Criminal Courts, where a judge presides and accused who plead not guilty are tried before a jury.

Some 573 accused were involved in Higher Criminal Court cases finalised during the first six months of 1986: 160 in the Supreme Court and 413 in District Courts. This was eighty fewer than in the final six months of 1985, and was the lowest number of cases finalised in Higher Criminal Courts since July-December 1983.

Table 1.2 shows pleas and outcomes for defendants whose cases have been finalised in Higher Courts during the last four years. Compared with previous reporting periods slightly more accused entered pleas of guilty to the major or to a lesser charge, and fewer matters went to trial. This appears to be the product of a change in the type of matters heard, with more Higher Criminal Court cases now

* For statistics on cases in the Summary Courts, see odd numbered reports in the Crime and Justice series.

involving a major charge relating to drugs. Comparatively high percentages of drugs matters result in guilty pleas. Another interesting feature of the January - June figures was the increase in the percentage of accused who were discharged after a nolle prosequi had been entered on all matters. (ie. the charges were withdrawn by the Crown).

TABLE 1.2 PLEA AND OUTCOME: ACCUSED WHOSE CASES WERE FINALISED IN HIGHER CRIMINAL COURTS; 1 JULY 1982 - 30 JUNE 1986

Reporting Period	Total Cases Finalised	Outcome					
		Guilty Plea to Major, Lesser Or Other Charge	Guilty After Trial of Major, Lesser or Other Charge	Guilty of Other Charge After Nolle Prosequi on Major Charge	Acquitted After Trial	Nolle Prosequi - Accused Discharged	Not Guilty On Grounds Of Insanity
January - June 1986	573	64.6	10.5	4.5	8.7	11.5	0.2
July - December 1985	653	62.2	13.9	7.2	8.1	8.4	0.2
January - June 1985	679	63.2	11.5	8.4	8.8	8.1	0.0
July - December 1984	677	64.6	11.6	6.6	8.6	8.7	0.0
January - June 1984	620	64.5	11.5	5.2	8.5	10.3	0.0
July - December 1983	563	59.6	14.6	4.1	10.8	10.8	0.0
January - June 1983	552	63.0	16.9	3.8	9.8	6.2	0.4
July - December 1982	611	54.9	19.8	4.3	13.9	6.9	0.2

Data on penalties imposed for major charges convicted in Higher Criminal Courts are in tables 3.9 to 3.16. Compared with the preceding six months January - June 1986 saw a rise (from 34.4% to 40.9%) in the proportion of charges which resulted in suspended prison sentences, and a slight decline (from 25.6% to 21.5%) in use of a fine as the major penalty. Direct imprisonment accounted for a further third of the major penalties. At 34.9 months the average term of direct imprisonment was higher than the 29.0 recorded in the preceding report.

Six cases finalised between January and June 1986 resulted in life imprisonment (five) or Governor's Pleasure (one). Research by the Office of Crime Statistics and the Department of Correctional Services has established that non-parole periods for life sentence prisoners have increased since changes were made to parole legislation in December 1983. Each of the five accused sentenced to life imprisonment during the current reporting period had non-parole periods of fifteen years or more imposed (Table 3.18).

Details on defendants backgrounds are presented in Tables 3.19 to 3.22. Some caution is appropriate when considering these figures since defendants may on occasion supply false or misleading information to Police, whose records form the basis for the statistics. It also should be noted that the tables exclude most juveniles charged with indictable offences, who are only rarely referred to an adult court for trial or sentence.

As has been the case in preceding reports, a high proportion (86%) of accused in the Supreme and District Criminal Courts were males, and more than three quarters were aged 18-34 years. The average ages of males and females were similar - just under 29. However whereas a high proportion of female accused were concentrated in the two offence-groups of drugs (31%) and fraud (36%) there was a wider spread for males. Among males the main offences charged were drugs (27.1%) and offences against the person (17.5%), followed by sexual (14.9%), break and enter (10.6%), fraud (10.4%) and 'other' categories (13.2%).

Table 3.20 on employment status indicates that about 45% of accused defined themselves as unemployed: slightly more than the proportion who had jobs or were self-employed at the time of arrest. Official labour force statistics published by the Australian Bureau of Statistics estimate the adult unemployment rate at 6.9%*, suggesting that unemployed peoples are grossly overrepresented among Higher Criminal Court defendants. It should be noted, however, that labour force surveys tend to underestimate the unemployment rate by including only individuals who are actively searching for work.

Table 3.23 on accuseds' prior convictions shows that almost three out of four had some criminal record as juveniles or adults, and 27% had previously been imprisoned. Defendants on fraud charges tended to have fewest previous convictions (average 2.9) while those in court for break and enter had the most (average 8.3). A high proportion (about 45%) of break and enter defendants also had been imprisoned.

These differences in prior criminal histories no doubt help account for variations in the bail statuses of accused following the final committal hearing in a Court of Summary Jurisdiction. Overall, only 14% of Higher Court accused whose cases were finalised during the current reporting period had not been able to obtain bail following the committal stage. However the remand in custody rate for persons on break and enter charges was much higher - about 30%.

* ABS unemployment rate for persons 20 and over in South Australia, November 1986.

1.3 Correctional Services Statistics

Part 4 of this report provides statistics on correctional programs for adults (ie. offenders aged eighteen and over) in South Australia. Tables 4.1 to 4.8 focus on prisons, while 4.9 to 4.11 analyse probation, parole and community service.

Compared with the preceding six months and with the report for January - June 1985 the prison statistics show rises in daily averages both of sentenced and unsentenced inmates. At 797, the South Australian prison population at 30 June 1986 was the highest six-monthly figure since 30 June 1982.

Statistics for the nation as a whole (Table 1.3) suggest that despite the increases over the last twelve months, South Australia still has significantly fewer prisoners under sentence per 100,000 population than the Australian average. The State also continues to have more than the average rate of prisoners on remand, although the gap between South Australia and the rest of the country has lessened since the last report. Table 1.3 also reveals some significant shifts in the use of community-based corrections. During the last twelve months numbers on community service have more than doubled, bringing South Australia closer to the national figure, and the State now has a higher than average rate of adults on parole. Use of probation-type programs also has remained comparatively high.

TABLE 1.3 NUMBERS UNDER SUPERVISION AND RATES BY CORRECTIONAL PROGRAM, SOUTH AUSTRALIA AND AUSTRALIA AS A WHOLE; 1 JUNE 1985 AND 1 JUNE 1986

Correctional Program	South Australia		Australia	
	Nb.	Rate ⁺	Nb.	Rate ⁺
<u>1 June 1985</u>				
Imprisonment under sentence	597	43.8	9,123	58.2
Imprisonment on remand	171	12.5	1,517	9.7
Probation	2,349	172.4	24,578	156.8
Parole	408	29.9	5,532	35.2
Community Service	209	15.3	5,495	35.0
<u>1 June 1986</u>				
Imprisonment under sentence	678	49.3	9,671	60.6
Imprisonment on remand	145	10.6	1,622	10.2
Probation*	2,386	173.8	25,690	161.1
Parole	537	39.1	4,851	30.4
Community Service	495	36.1	6,366	39.9

* Note that the 'Probation' figure for some States includes persons on community service.

⁺ Rates per 100,000 of the general population. Source: Australian Institute of Criminology, Australian Prison Trends and Australian Community-Based Corrections Data.

Figures 1.1 and 1.2 show trends since July-December 1981 in all types of correctional programs. While the number of remand prisoners has tended to rise in recent years, the sentenced population fell dramatically following introduction of new parole legislation in December 1983. However as statistics from the Supreme and District Criminal Courts confirm, non-parole periods increased in response to the new sentencing rules. As a result the population of sentenced prisoners is returning to levels experienced in the early 1960's. The 1983 legislation had more lasting influence on community-based programs, with numbers of parolees rising significantly. Use of community service orders grew steadily following their introduction in July 1982 and accelerated markedly during the last twelve months. However there are few signs that community service is making inroads as a genuine alternative to imprisonment.

FIGURE 1 DAILY AVERAGE NUMBERS IN CUSTODY; 1 JULY 1981 - 30 JUNE 1986

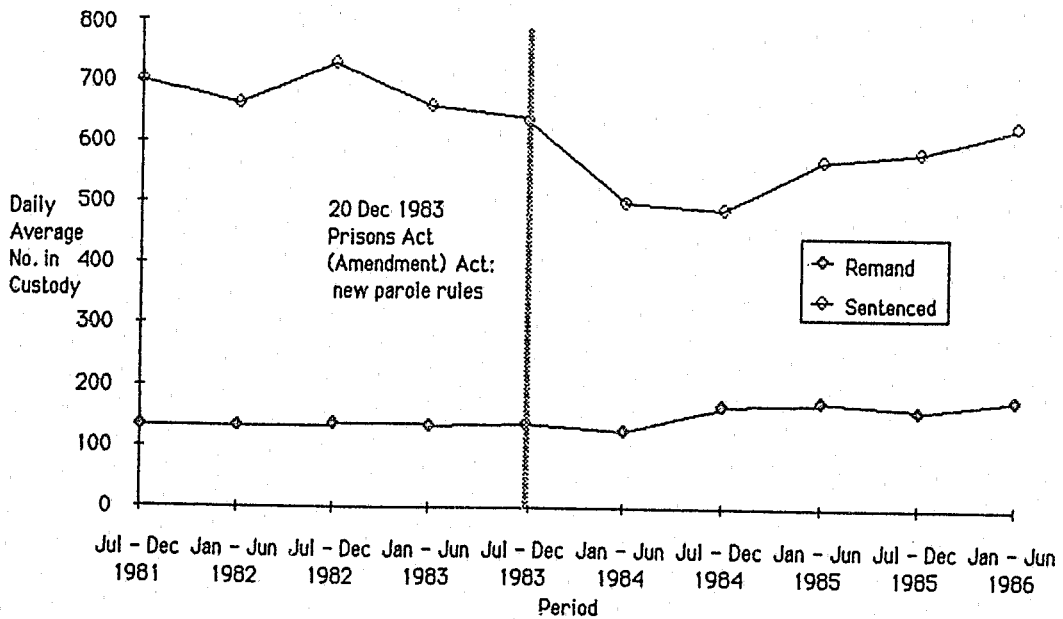
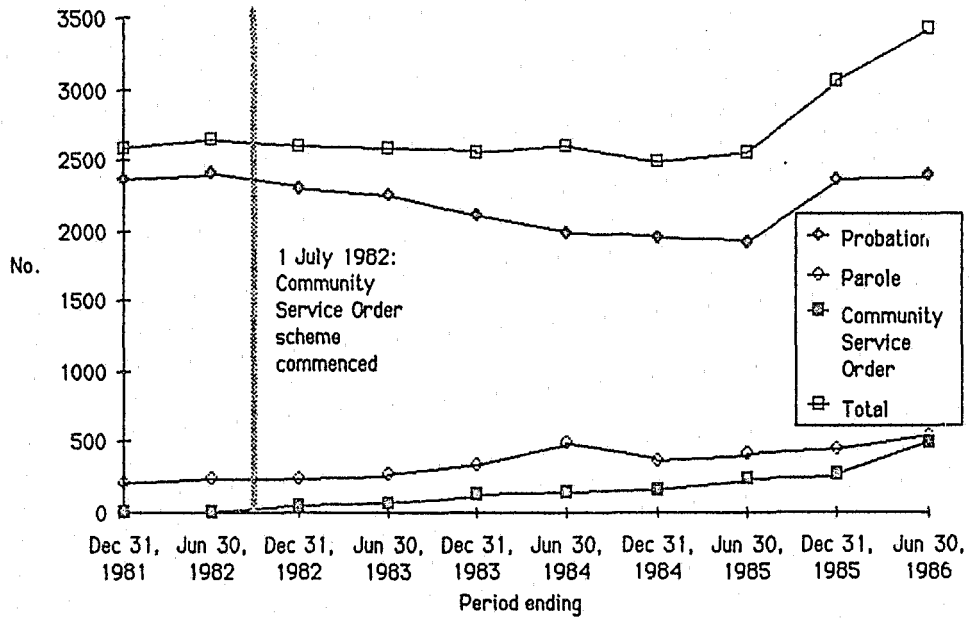


FIGURE 1.2 ADULTS UNDER COMMUNITY-BASED SUPERVISION AT END OF REPORTING PERIODS; 31 DECEMBER 1981 - 30 JUNE 1986



1.4 Court and Aid Panel Appearances by Juveniles

Appearances before Children's Courts and Children's Aid Panels by alleged offenders between ten and seventeen years of age are detailed in Tables 5.1 to 5.10. There were a total of 4,856 appearances before such bodies in the period January-June 1986 compared to 4,695 in the previous six months. This was the highest January-June total since the 4,957 recorded during the first six months of 1984.

TABLE 1.4 CHILDREN'S COURT AND CHILDREN'S AID PANEL APPEARANCES BY MAJOR CHARGE; 1 JANUARY 1985 - 30 JUNE 1986

Major Charge	1 January - 30 June 1986				1 July - 31 December 1985	1 January - 30 June 1985
	In Court	Before Panel	TOTAL		Number	Number
			Number	Percentage		
Offences Against the Person	141	120	261	5.4	235	242
Robbery & Extortion	8	1	9	0.2	18	9
Sexual Offences	11	18	29	0.6	20	30
Drug Offences	119	166	285	5.9	263	322
Break & Enter	286	276	562	11.6	663	586
Other Property Offences	788	2,024	2,812	57.9	2,706	2,455
Driving & Traffic Offences	174	106	280	5.8	258	311
Disorderly, Offensive Behaviour, Liquor Offences, Unlawfully on Premises	201	245	446	9.2	371	412
Other Offences	66	106	172	3.5	161	200
TOTAL	1,794	3,062	4,856	100.0	4,695	4,567

The types of offence in Table 5.1 indicate that the overwhelming majority of alleged offences by juveniles appearing before Children's Courts and Aid Panels are relatively minor property crimes such as shop theft (57.9%) followed distantly by break and enter (11.6%) and offences against order (9.2%). Just under 1% of appearances involved an offence defined by Department for Community Welfare researchers as a serious crime of violence (see Table 5.10).

For appearances before Children's Courts the most frequent outcome was a fine (40.1%) or a bond with or without supervision (34.8%). Defention outcomes were comparatively rare, accounting for just 5.8% of Children's Court appearances, and only one matter was referred to an adult court. In 17% of Children's Court appearances the defendant was discharged.

Children's Aid Panels were most likely to warn and counsel (87%), whilst referrals to Children's Courts were made in 4.9% of cases (Table 5.3).

Age, sex, employment status and Aboriginality of these young people appearing for alleged offences are in Tables 5.4 to 5.7. Males accounted for just under 90% of the Children's Court cases and 72% of those before Aid Panels. Generally children appearing before Courts were older: 54% were aged 16-17 whereas only 30% of those before Aid Panels were in this age-group. Consistent with the age-pattern a high proportion (46.1%) of young people before Courts were unemployed, whereas most (72.3%) of the Aid Panel cases involved persons in the 'student/apprentice' category.

Although the majority of defendants both before Courts (87.3%) and Aid Panels (93.5%) were from non-Aboriginal backgrounds, Aboriginals appeared in grossly disproportionate numbers when it is considered that they account for less than 1% of the age-specific population. Table 5.8 also confirms that young people from Aboriginal backgrounds who appeared in Court were more likely to have been arrested than their non-Aboriginal counterparts. However the discrepancy was less marked than in some previous Crime and Justice reports.

PART 2

STATISTICS OF SELECTED CRIMES REPORTED OR BECOMING KNOWN TO POLICE

PART 2 STATISTICS OF SELECTED CRIMES REPORTED OR BECOMING KNOWN TO POLICE, 1 JANUARY - 30 JUNE 1986

TABLE 2.1 OFFENCES AGAINST THE PERSON

Offence	1 July - 31 December 1982	1 January - 30 June 1983	1 July - 31 December 1983	1 January - 30 June 1984	1 July 31 December 1984	1 January - 30 June 1985	1 July - 31 December 1985	1 January - 30 June 1986
Murder	14	4	7	12	7	11	10	7
Attempted Murder	12	14	9	11	15	21	18	6
Conspiracy to Murder	-	-	-	1	-	1	-	-
Manslaughter/Drive Causing Death								
Manslaughter	-	1	2	-	-	2	-	1
Drive Causing Death	17	11	14	14	10	5	14	21
Total Manslaughter/Drive Causing Death	17	12	16	14	10	7	14	22
Major Assault								
Occasioning Grievous Bodily Harm	28	28	29	23	26	43	51	36
Occasioning Actual Bodily Harm	283	313	329	344	385	374	452	446
Total Major Assault	311	341	358	367	411	417	503	482
Other Assault	2878	2741	3026	2843	2747	2761	3293	3078
Kidnapping and Abduction	14	22	20	11	7	21	14	13
Ill Treatment of Children	1	1	-	1	-	-	-	-
Other	69	42	55	39	80	50	70	59
TOTAL	3316	3177	3491	3299	3277	3289	3922	3667

PART 2 STATISTICS OF SELECTED CRIMES REPORTED OR BECOMING KNOWN TO POLICE, 1 JANUARY - 30 JUNE 1986

TABLE 2.2 ROBBERY AND EXTORTION

Offence	1 July - 31 December 1982	1 January - 30 June 1983	1 July - 31 December 1983	1 January - 30 June 1984	1 July 31 December 1984	1 January - 30 June 1985	1 July - 31 December 1985	1 January - 30 June 1986
Robbery								
With Firearm	28	19	16	27	33	22	43	47
With Other Weapon	24	35	42	40	47	48	84	55
Other Robbery	98	146	155	137	137	104	137	185
Total Robbery	150	200	213	204	217	174	264	287
Extortion	18	13	10	11	7	22	31	13
TOTAL	168	213	223	215	224	196	295	300

13

PART 2

STATISTICS OF SELECTED CRIMES REPORTED OR BECOMING KNOWN TO POLICE, 1 JANUARY - 30 JUNE 1986

TABLE 2.3 SEXUAL OFFENCES

Offence	1 July - 31 December 1982	1 January - 30 June 1983	1 July - 31 December 1983	1 January - 30 June 1984	1 July 31 December 1984	1 January - 30 June 1985	1 July - 31 December 1985	1 January - 30 June 1986
Rape								
Of Female	111	125	137	117	140	171	148	224
Of Male	8	16	50	16	12	25	18	23
Total Rape	119	141	187	133	152	196	166	247
Indecent Assault								
With Female	164	154	148	161	182	188	247	217
With Male	27	35	27	36	25	45	48	38
Total Indecent Assault	191	189	175	197	207	233	295	255
Unlawful Sexual Intercourse								
With Female	32	36	42	47	28	34	36	35
With Male	6	8	14	10	7	4	45	17
Total Unlawful Sexual Intercourse	38	44	56	57	35	38	81	52
Incest	1	9	7	11	5	15	20	20
Other Sexual Offences	314	340	311	326	271	323	282	312
TOTAL	663	723	736	724	670	605	844	636

TABLE 2.4 OFFENCES AGAINST PROPERTY

Offence	1 July - 31 December 1982	1 January - 30 June 1983	1 July - 31 December 1983	1 January - 30 June 1984	1 July 31 December 1984	1 January - 30 June 1985	1 July - 31 December 1985	1 January - 30 June 1986
Fraud and Deception								
Fraud, Forgery and False Pretences	1542	1283	1159	1429	1387	2037	1825	2213
Misappropriation	389	368	586	565	440	646	716	543
Total Fraud and Deception	1911	1651	1745	1994	1827	2683	2541	2756
Break and Enter								
Dwelling	5421	6096	7200	7235	8047	8386	8503	8148
Shop	1967	1995	2170	2044	2127	1938	2546	2675
Other	3079	3368	3770	3726	3727	3523	4812	4248
Total Break and Enter	10467	11459	13140	13005	13898	13847	15861	15071
Other Theft								
Larceny of Motor Vehicle	2637	2999	3122	3290	3653	3898	5407	5374
Shop Theft	3757	3755	4043	3373	3765	3395	3507	3376
Steal From Person	69	83	119	91	79	98	121	112
Other	19319	20382	21219	20280	19691	21143	23019	24370
Total Other Theft	25782	27219	28503	27034	27188	28534	32054	33232
Unlawful Possession of Property								
Receiving	329	337	375	370	348	500	418	395
Unlawful Possession	252	250	321	315	335	291	323	314
Total Unlawful Possession of Property	581	587	696	685	683	791	741	709
Damage Property								
Arson	262	248	264	315	250	287	290	364
Other	6328	5812	6790	6106	6856	6273	8586	8493
Total Damage Property	6590	6060	7054	6421	7106	6560	8876	8857
TOTAL	45331	46976	51138	49139	50702	52415	60073	60625

PART 2 STATISTICS OF SELECTED CRIMES REPORTED OR BECOMING KNOWN TO POLICE, 1 JANUARY - 30 JUNE 1986

TABLE 2.5 DRIVING OFFENCES

Offence	1 July - 31 December 1982	1 January - 30 June 1983	1 July - 31 December 1983	1 January - 30 June 1984	1 July - 31 December 1984	1 January - 30 June 1985	1 July - 31 December 1985	1 January - 30 June 1986
Driving Under The Influence of Alcohol or Drugs	3235	2630	3399	3061	3322	3400	3509	3294
Dangerous, Reckless or Negligent Driving	537	754	617	614	458	426	538	562
TOTAL	3772	3384	4016	3675	3780	3826	4047	3856

TABLE 2.6 DRUG OFFENCES

Offence	1 July - 31 December 1982	1 January - 30 June 1983	1 July - 31 December 1983	1 January - 30 June 1984	1 July 31 December 1984	1 January - 30 June 1985	1 July - 31 December 1985	1 January - 30 June 1986
Use/Possess Drugs								
Marijuana/Indian Hemp, Hashish	1189	1596	1460	2362	1790	2546	1518	1893
Narcotic	14	23	37	32	56	86	55	31
Other Drug	35	23	33	25	41	94	95	66
Total Use/Possess Drugs	1238	1642	1530	2419	1887	2726	1668	1990
Possess Drug Instruments	655	176	744	1150	1112	1492	1026	1205
Obtaining Drug by Forgery	36	96	38	20	21	17	75	8
Possess for Sale, Sell Drugs								
Marijuana/Indian Hemp, Hashish	115	130	115	209	149	204	100	146
Narcotic	5	5	15	13	17	13	21	8
Other Drug	14	10	10	5	8	30	24	12
Total Possess for Sale, Sell Drugs	134	145	140	227	174	247	145	166
Make/Grow Drugs								
Marijuana/Indian Hemp, Hashish	137	121	232	313	235	278	120	122
Other Drug	-	-	-	-	-	1	2	6
Total Make/Grow Drugs	137	121	232	313	235	279	122	128
Other Drug Offences	4	1	13	4	3	-	-	1
TOTAL	2204	2181	2697	4133	3432	4761	3035	3498

PART 2 STATISTICS OF SELECTED CRIMES REPORTED OR BECOMING KNOWN TO POLICE, 1 JANUARY - 30 JUNE 1986

TABLE 2.7 OFFENCES AGAINST THE PERSON: AGE AND SEX OF ALLEGED OFFENDERS INVOLVED IN OFFENCES CLEARED

Offence	Males								TOTAL
	Under 14	14 - 17	18 - 19	20 - 24	25 - 34	35 - 44	45 - 59	60 Plus	
Murder	-	-	1	3	-	-	2	1	7
Attempted Murder	-	1	-	3	1	2	-	-	7
Conspiracy to Murder	-	-	-	-	-	-	-	-	0
Manslaughter	-	-	-	-	1	-	-	-	1
Drive Causing Death	-	1	2	5	3	4	4	1	20
Assault Occasioning Grievous Bodily Harm	-	1	3	4	9	3	1	2	23
Assault Occasioning Actual Bodily Harm	4	28	35	72	84	33	15	4	275
Other Assault	19	171	160	346	385	197	96	16	1390
Kidnapping and Abduction	-	-	2	3	3	-	-	1	9
Ill Treatment of Children	-	-	-	-	-	-	-	-	0
Other	-	1	2	1	4	4	2	-	14
TOTAL	23	203	205	437	490	243	120	25	1746

Offence	Females								TOTAL
	Under 14	14 - 17	18 - 19	20 - 24	25 - 34	35 - 44	45 - 59	60 Plus	
Murder	-	-	-	-	-	-	-	-	0
Attempted Murder	-	-	-	-	-	-	1	-	1
Conspiracy to Murder	-	-	-	-	-	-	-	-	0
Manslaughter	-	-	-	-	-	-	-	-	0
Drive Causing Death	-	-	1	-	-	-	-	-	1
Assault Occasioning Grievous Bodily Harm	-	-	-	1	2	2	-	-	5
Assault Occasioning Actual Bodily Harm	-	2	3	7	7	1	-	-	20
Other Assault	14	49	20	40	40	25	10	2	200
Kidnapping and Abduction	-	-	-	-	-	-	-	-	0
Ill Treatment of Children	-	-	-	-	-	-	-	-	0
Other	-	3	-	-	3	1	-	-	7
TOTAL	14	54	24	48	52	29	11	2	234

TABLE 2.8 ROBBERY AND EXTORTION: AGE AND SEX OF ALLEGED OFFENDERS INVOLVED IN OFFENCES CLEARED

Offence	Males								TOTAL
	Under 14	14 - 17	18 - 19	20 - 24	25 - 34	35 - 44	45 - 59	60 Plus	
Robbery With Firearm	-	3	-	1	9	-	-	-	13
Robbery With Other Weapon	1	2	4	4	2	1	-	-	14
Other Robbery	5	21	14	12	7	1	2	-	62
Extortion	-	-	-	-	2	1	-	-	3
TOTAL	6	26	18	17	20	3	2	0	92

Offence	Females								TOTAL
	Under 14	14 - 17	18 - 19	20 - 24	25 - 34	35 - 44	45 - 59	60 Plus	
Robbery With Firearm	-	-	-	-	-	-	-	-	0
Robbery With Other Weapon	-	-	-	-	-	-	-	-	0
Other Robbery	1	3	1	1	1	1	-	-	8
Extortion	-	-	-	-	-	-	-	-	0
TOTAL	1	3	1	1	1	1	0	0	8

PART 2 STATISTICS OF SELECTED CRIMES REPORTED OR BECOMING KNOWN TO POLICE, 1 JANUARY - 30 JUNE 1986

TABLE 2.9 SEXUAL OFFENCES: AGE AND SEX OF ALLEGED OFFENDERS INVOLVED IN OFFENCES CLEARED

Offence	Males								TOTAL
	Under 14	14 - 17	18 - 19	20 - 24	25 - 34	35 - 44	45 - 59	60 Plus	
Rape (Female)	3	6	9	20	19	8	10	1	76
Rape (Male)	2	-	1	4	1	1	-	1	10
Indecent Assault (Female)	11	10	2	5	16	16	7	3	70
Indecent Assault (Male)	-	1	-	2	3	2	-	-	8
Unlawful Sexual Intercourse (Female)	4	5	1	1	2	2	4	-	19
Unlawful Sexual Intercourse (Male)	-	1	-	1	-	1	-	-	3
Incest	-	-	1	-	4	4	-	-	9
Other Sexual Offences	1	6	8	16	21	12	6	2	72
TOTAL	21	29	22	49	66	46	27	7	267

Offence	Females								TOTAL
	Under 14	14 - 17	18 - 19	20 - 24	25 - 34	35 - 44	45 - 59	60 Plus	
Rape (Female)	-	-	-	1	-	-	-	1	2
Rape (Male)	-	-	-	-	-	-	-	-	0
Indecent Assault (Female)	1	-	-	-	-	-	-	-	1
Indecent Assault (Male)	-	-	-	-	-	-	-	-	0
Unlawful Sexual Intercourse (Female)	-	1	-	-	-	-	-	-	1
Unlawful Sexual Intercourse (Male)	-	-	-	-	-	-	-	-	0
Incest	-	-	-	-	-	-	-	-	0
Other Sexual Offences	-	-	-	1	-	-	-	-	1
TOTAL	1	1	0	2	0	0	3	1	5

PART 2 STATISTICS OF SELECTED CRIMES REPORTED OR BECOMING KNOWN TO POLICE, 1 JANUARY - 30 JUNE 1986

TABLE 2.10 FRAUD OFFENCES: AGE AND SEX OF ALLEGED OFFENDERS INVOLVED IN OFFENCES CLEARED

Offence	Males								TOTAL
	Under 14	14 - 17	18 - 19	20 - 24	25 - 34	35 - 44	45 - 59	60 Plus	
Fraud, Forgery and False Pretences	8	40	40	66	91	46	28	7	326
Misappropriation	-	23	18	18	29	21	11	2	122
TOTAL	8	63	58	84	120	67	39	9	448

Offence	Females								TOTAL
	Under 14	14 - 17	18 - 19	20 - 24	25 - 34	35 - 44	45 - 59	60 Plus	
Fraud, Forgery and False Pretences	3	27	21	41	66	21	16	2	197
Misappropriation	-	29	4	6	6	2	2	-	49
TOTAL	3	56	25	47	72	23	18	2	246

PART 2 STATISTICS OF SELECTED CRIMES REPORTED OR BECOMING KNOWN TO POLICE, 1 JANUARY - 30 JUNE 1986

TABLE 2.11 BREAK AND ENTER: AGE AND SEX OF ALLEGED OFFENDERS INVOLVED IN OFFENCES CLEARED

Offence	Males								TOTAL
	Under 14	14 - 17	18 - 19	20 - 24	25 - 34	35 - 44	45 - 59	60 Plus	
Break and Enter Dwelling	54	176	60	89	76	14	7	1	477
Break and Enter Shop	50	139	62	72	39	8	3	-	373
Break and Enter Other	94	168	56	43	30	10	2	-	403
TOTAL	198	483	178	204	145	32	12	1	1253

Offence	Females								TOTAL
	Under 14	14 - 17	18 - 19	20 - 24	25 - 34	35 - 44	45 - 59	60 Plus	
Break and Enter Dwelling	3	25	8	13	8	1	1	-	59
Break and Enter Shop	2	9	2	4	1	-	-	-	18
Break and Enter Other	5	9	1	3	2	-	-	-	20
TOTAL	10	43	11	20	11	1	1	0	97

TABLE 2.12 OTHER PROPERTY OFFENCES: AGE AND SEX OF ALLEGED OFFENDERS INVOLVED IN OFFENCES CLEARED

Offence	Males								TOTAL
	Under 14	14 - 17	18 - 19	20 - 24	25 - 34	35 - 44	45 - 59	60 Plus	
Unlawful Possession of Property									
Receiving	18	86	29	52	42	10	4	-	241
Unlawful Possession	10	62	34	56	51	11	14	3	241
Total Unlawful Possession of Property	28	148	63	108	93	21	18	3	482
Damage Property									
Arson	13	23	7	9	2	-	2	-	56
Other	101	365	170	248	191	56	22	7	1160
Total Damage Property	114	388	177	257	193	56	24	7	1216
TOTAL	142	536	240	365	286	77	42	10	1698

23

Offence	Females								TOTAL
	Under 14	14 - 17	18 - 19	20 - 24	25 - 34	35 - 44	45 - 59	60 Plus	
Unlawful Possession of Property									
Receiving	9	18	10	8	14	5	-	-	64
Unlawful Possession	1	7	8	14	8	3	2	-	43
Total Unlawful Possession of Property	10	25	18	22	22	8	2	-	107
Damage Property									
Arson	1	7	-	-	1	-	-	-	9
Other	8	28	16	14	36	5	2	-	109
Total Damage Property	9	35	16	14	37	5	2	-	118
TOTAL	19	60	34	36	59	13	4	0	225

PART 2

STATISTICS OF SELECTED CRIMES REPORTED OR BECOMING KNOWN TO POLICE, 1 JANUARY - 30 JUNE 1986

TABLE 2.13 OTHER LARCENY: AGE AND SEX OF ALLEGED OFFENDERS INVOLVED IN OFFENCES CLEARED

Offence	Males								TOTAL
	Under 14	14 - 17	18 - 19	20 - 24	25 - 34	35 - 44	45 - 59	60 Plus	
Larceny of Motor Vehicle	40	382	126	123	72	12	3	-	758
Shop Theft	252	387	61	121	154	93	130	159	1357
Steal from Person	1	9	-	5	-	-	-	-	15
Other	146	581	222	241	162	50	30	2	1434
TOTAL	439	1359	409	490	388	155	163	161	3564

24

Offence	Females								TOTAL
	Under 14	14 - 17	18 - 19	20 - 24	25 - 34	35 - 44	45 - 59	60 Plus	
Larceny of Motor Vehicle	6	44	10	8	5	2	-	-	75
Shop Theft	213	403	84	162	228	118	184	158	1550
Steal from Person	-	-	-	-	-	-	-	-	0
Other	10	77	24	24	24	6	8	-	173
TOTAL	229	524	118	194	257	126	192	158	1798

PART 2 STATISTICS OF SELECTED CRIMES REPORTED OR BECOMING KNOWN TO POLICE, 1 JANUARY - 30 JUNE 1986

TABLE 2.14 DRIVING OFFENCES: AGE AND SEX OF ALLEGED OFFENDERS INVOLVED IN OFFENCES CLEARED

Offence	Males								TOTAL
	Under 14	14 - 17	18 - 19	20 - 24	25 - 34	35 - 44	45 - 59	60 Plus	
Driving Under the Influence of Alcohol or Drugs	13	132	368	818	907	424	249	80	2991
Dangerous, Reckless or Negligent Driving	DATA NOT AVAILABLE								
TOTAL	13	132	368	818	907	424	249	80	2991

Offence	Females								TOTAL
	Under 14	14 - 17	18 - 19	20 - 24	25 - 34	35 - 44	45 - 59	60 Plus	
Driving Under the Influence of Alcohol or Drugs	1	13	27	94	111	32	20	3	301
Dangerous, Reckless or Negligent Driving	DATA NOT AVAILABLE								
TOTAL	1	13	27	94	111	32	20	3	301

PART 2 STATISTICS OF SELECTED CRIMES REPORTED OR BECOMING KNOWN TO POLICE, 1 JANUARY - 30 JUNE 1986

TABLE 2.15 DRUG OFFENCES: AGE AND SEX OF ALLEGED OFFENDERS INVOLVED IN OFFENCES CLEARED

Offence	Males								TOTAL
	Under 14	14 - 17	18 - 19	20 - 24	25 - 34	35 - 44	45 - 59	60 Plus	
Use/Possess Drugs									
Marijuana/Indian Hemp, Hashish	10	282	317	513	399	59	18	2	1600
Narcotic	-	-	1	2	13	-	-	-	16
Other Drug	-	3	3	18	18	2	-	-	44
Total Use/Possess Drugs	10	285	321	533	430	61	18	2	1660
Possess Drug Instruments	7	234	227	292	183	18	5	-	956
Obtaining Drugs by Forgery	-	-	-	-	1	-	1	-	2
Possess for Sale, Sell Drugs									
Marijuana/Indian Hemp, Hashish	2	3	7	42	49	9	5	-	117
Narcotic	-	-	-	-	3	-	-	-	3
Other Drug	-	-	-	-	1	-	-	-	1
Total Possess for Sale, Sell Drugs	2	3	7	42	53	9	5	-	121
Make/Grow Drugs									
Marijuana/Indian Hemp, Hashish	1	1	1	15	26	15	7	-	66
Other Drug	-	-	-	2	1	1	-	-	4
Total Make/Grow Drugs	1	1	1	17	27	16	7	-	70
Other Drug Offences	-	-	-	1	-	-	-	-	1
TOTAL	20	523	556	885	694	104	36	2	2820

PART 2 STATISTICS OF SELECTED CRIMES REPORTED OR BECOMING KNOWN TO POLICE, 1 JANUARY - 30 JUNE 1986

TABLE 2.16 DRUG OFFENCES: AGE AND SEX OF ALLEGED OFFENDERS INVOLVED IN OFFENCES CLEARED

Offence	Females								TOTAL
	Under 14	14 - 17	18 - 19	20 - 24	25 - 34	35 - 44	45 - 59	60 Plus	
Use/Possess Drugs									
Marijuana/Indian Hemp, Hashish	1	29	44	90	88	13	5	-	270
Narcotic	-	-	1	2	4	-	-	-	7
Other Drug	-	-	3	11	1	2	-	-	17
Total Use/Possess Drugs	1	29	48	103	93	15	5	-	294
Possess Drug Instruments	1	23	25	49	49	5	-	-	152
Obtaining Drugs by Forgery	-	-	-	-	-	-	-	-	0
Possess for Sale, Sell Drugs									
Marijuana/Indian Hemp, Hashish	-	1	5	8	10	1	1	-	26
Narcotic	-	-	-	-	1	-	-	-	1
Other Drug	-	-	-	-	-	-	-	-	0
Total Possess for Sale, Sell Drugs	-	1	5	8	11	1	1	-	27
Make/Grow Drugs									
Marijuana/Indian Hemp, Hashish	-	-	-	3	4	2	-	-	9
Other Drug	-	-	-	-	-	-	-	-	0
Total Make/Grow Drugs	-	-	-	3	4	2	-	-	9
Other Drug Offences	-	-	-	-	-	-	-	-	0
TOTAL	2	53	78	163	157	23	6	0	482

PART 3

SUPREME AND DISTRICT CRIMINAL COURT APPEARANCES

PART 3 SUPREME AND DISTRICT CRIMINAL COURT APPEARANCES, 1 JANUARY - 30 JUNE 1986
CASE OUTCOME AND MAJOR CHARGE

TABLE 3.1 SUMMARY OF ALL OFFENCES

30

Major Charge (Grouped)	Type of Case, Plea and Outcome									TOTAL CHARGED		Where Case Heard	
	Guilty Plea		Trial					Nolle Prosequi		Number	Percentage	Supreme Court	District Court
	Guilty As Charged	Guilty Of Other Offence	Guilty As Charged	Guilty Of Lesser Offence	Guilty Of Other Offence	Not Guilty On Grounds Of Insanity	Acquitted	Guilty Of Other Offence	Accused Discharged				
Offences Against the Person*	31	5	21	3	1	1	16	4	16	98	17.1	32	66
Robbery and Extortion**	24	2	1	-	1	-	-	1	1	30	5.2	30	-
Sexual Offences	41	2	4	-	2	-	7	3	14	73	12.7	23	50
Drug Offences	119	6	8	2	3	-	3	12	6	159	27.7	28	131
Fraud and Deception	54	-	5	-	-	-	10	1	12	82	14.3	23	59
Break and Enter	40	-	3	-	-	-	5	2	6	56	9.8	3	53
Other Offences	46	-	5	-	1	-	9	3	11	75	13.1	21	54
TOTAL	355	15	47	5	8	1	50	26	66	573		160	413
Percentage	62.0	2.6	8.2	0.9	1.4	0.2	8.7	4.5	11.5		100.00	27.9	72.1

* One case of attempted murder appealed successfully against conviction prior to sentence being passed. It is included here, but is not shown in the penalty tables.

** One case omitted where the defendant died, and another where the defendant was referred to the Children's Court.

PART 3 SUPREME AND DISTRICT CRIMINAL COURT APPEARANCES, 1 JANUARY - 30 JUNE 1986
CASE OUTCOME AND MAJOR CHARGE

TABLE 3.2 OFFENCES AGAINST THE PERSON

Major Charge	Type of Case, Plea and Outcome									TOTAL CHARGED		Where Case Heard	
	Guilty Plea		Trial					Nolle Prosequi		Number	Percentage	Supreme Court	District Court
	Guilty As Charged	Guilty Of Other Offence	Guilty As Charged	Guilty Of Lesser Offence	Guilty Of Other Offence	Not Guilty On Grounds Of Insanity	Acquitted	Guilty Of Other Offence	Accused Discharged				
Murder	-	1	6	1	-	1	-	-	-	9	9.2	9	-
Manslaughter	1	-	-	-	-	-	-	-	-	1	1.0	1	-
Cause Death by Dangerous Driving	1	-	3	1	-	-	-	-	-	5	5.1	-	5
Other Homicides	2	-	-	-	-	-	-	-	1	3	3.1	1	2
Attempted Murder*	-	-	2	-	1	-	-	3	1	7	7.1	7	-
Wound or Assault, Grievous Bodily Harm	8	1	2	-	-	-	-	1	-	12	12.2	5	7
Assault, Actual Bodily Harm	9	3	6	1	-	-	14	-	7	40	40.8	3	37
Other Assault	3	-	2	-	-	-	2	-	6	13	13.3	1	12
Other Offences	7	-	-	-	-	-	-	-	1	8	8.2	5	3
TOTAL	31	5	21	3	1	1	16	4	16	98		32	66
Percentage	31.6	5.1	21.4	3.1	1.0	1.0	16.3	4.1	16.3		100.00	32.7	67.3

* One case appealed successfully against conviction prior to sentence being passed. It is included here, but is not shown in the penalty tables.

PART 3 SUPREME AND DISTRICT CRIMINAL COURT APPEARANCES, 1 JANUARY - 30 JUNE 1986
CASE OUTCOME AND MAJOR CHARGE

TABLE 3.3 ROBBERY AND EXTORTION

Major Charge	Type of Case, Plea and Outcome									TOTAL CHARGED		Where Case Heard	
	Guilty Plea		Trial					Nolle Prosequi		Number	Percentage	Supreme Court	District Court
	Guilty As Charged	Guilty Of Other Offence	Guilty As Charged	Guilty Of Lesser Offence	Guilty Of Other Offence	Not Guilty On Grounds Of Insanity	Acquitted	Guilty Of Other Offence	Acrued Discharged				
Robbery - With Firearm*	12	-	-	-	-	-	-	-	-	12	40.0	12	-
- Other Weapon	4	-	-	-	-	-	-	-	-	4	13.3	4	-
- In Company	1	-	-	-	-	-	-	-	-	1	3.3	1	-
- With Violence	5	2	-	-	1	-	-	1	1	10	33.3	10	-
Conspiracy to Rob**	-	-	-	-	-	-	-	-	-	0	0.0	-	-
Assault With Intent to Rob	-	-	-	-	-	-	-	-	-	0	0.0	-	-
Other Offences	2	-	1	-	-	-	-	-	-	3	10.0	3	-
TOTAL	24	2	1	0	1	0	0	1	1	30		30	0
Percentage	80.0	6.7	3.3	0.0	3.3	0.0	0.0	3.3	3.3		100.0	100.0	0.0

* One case omitted where the defendant was referred to the Children's Court.

** One case omitted where the defendant died.

TABLE 3.4 SEXUAL OFFENCES

Major Charge	Type of Case, Plea and Outcome									TOTAL CHARGED		Where Case Heard	
	Guilty Plea		Trial					Nolle Prosequi		Number	Percentage	Supreme Court	District Court
	Guilty As Charged	Guilty Of Other Offence	Guilty As Charged	Guilty Of Lesser Offence	Guilty Of Other Offence	Not Guilty On Grounds Of Insanity	Acquitted	Guilty Of Other Offence	Accused Discharged				
Rape - Female	2	1	3	-	1	-	2	1	6	16	21.9	16	-
- Male	-	-	-	-	-	-	-	1	-	1	1.4	1	-
- Attempted	-	1	-	-	-	-	-	-	-	1	1.4	-	1
Unlawful Sexual Intercourse													
- Person Under 12	1	-	-	-	1	-	-	-	1	3	4.1	3	-
- Attempted, Person Under 12	-	-	-	-	-	-	-	-	-	0	0.0	-	-
- Person 12 to 16	14	-	-	-	-	-	-	-	1	15	20.5	1	14
- Other Unlawful Sexual Intercourse	-	-	-	-	-	-	-	-	-	0	0.0	-	-
Indecent Assault													
- Person Under 12	11	-	-	-	-	-	1	-	-	12	6.4	-	12
- Person 12 to 16	4	-	-	-	-	-	1	1	4	10	13.7	1	9
- Other Indecent Assault	5	-	1	-	-	-	1	-	1	6	11.0	-	8
Gross Indecency	2	-	-	-	-	-	1	-	-	3	4.1	-	3
Incest	1	-	-	-	-	-	-	-	-	1	1.4	-	1
Other Offences	1	-	-	-	-	-	1	-	1	3	4.1	1	2
TOTAL	41	2	4	0	2	0	7	3	14	73		23	50
Percentage	56.2	2.7	5.5	0.0	2.7	0.0	9.6	4.1	19.2		100.0	31.5	68.5

PART 3 SUPREME AND DISTRICT CRIMINAL COURT APPEARANCES, 1 JANUARY - 30 JUNE 1986
CASE OUTCOME AND MAJOR CHARGE

TABLE 3.5 DRUG OFFENCES

34

Major Charge	Type of Case, Plea and Outcome									TOTAL CHARGED		Where Case Heard	
	Guilty Plea		Trial					Nolle Prosequi		Number	Percentage	Supreme Court	District Court
	Guilty As Charged	Guilty Of Other Offence	Guilty As Charged	Guilty Of Lesser Offence	Guilty Of Other Offence	Not Guilty On Grounds Of Insanity	Acquitted	Guilty Of Other Offence	Accused Discharged				
Heroin - Importing Offences	4	-	3	-	-	-	-	-	2	9	5.7	8	1
- Sell	3	1	-	-	-	-	-	-	-	4	2.5	4	-
- Possess for Sale	2	-	-	-	1	-	-	-	-	3	1.9	3	-
- Other	-	-	-	-	-	-	1	-	1	2	1.3	1	1
Hashish - Sell	-	-	-	-	-	-	-	-	-	0	0.0	-	-
- Possess for Sale	-	-	-	-	-	-	-	-	-	0	0.0	-	-
- Other	-	-	-	-	-	-	1	-	-	1	0.6	-	1
Indian Hemp													
- Sell	13	-	1	1	-	-	-	1	-	16	10.1	2	14
- Possess for Sale	15	4	-	1	1	-	-	11	-	32	20.1	-	32
- Cultivate	73	-	4	-	-	-	1	-	2	80	50.3	1	79
- Other	1	-	-	-	-	-	-	-	1	2	1.3	-	2
Other Drug													
- Sell	1	-	-	-	-	-	-	-	-	1	0.6	1	-
- Possess for Sale	5	-	-	-	1	-	-	-	-	6	3.8	6	-
- Other	2	1	-	-	-	-	-	-	-	3	1.9	2	1
Forge, Utter, Prescription	-	-	-	-	-	-	-	-	-	0	0.0	-	-
TOTAL	119	6	8	2	3	0	3	12	6	159		28	131
Percentage	74.8	3.8	5.0	1.3	1.9	0.0	1.9	7.5	3.8		100.0	17.6	82.4

PART 3 SUPREME AND DISTRICT CRIMINAL COURT APPEARANCES, 1 JANUARY - 30 JUNE 1986
CASE OUTCOME AND MAJOR CHARGE

TABLE 3.6 FRAUD AND DECEPTION

Major Charge	Type of Case, Plea and Outcome									TOTAL CHARGED		Where Case Heard	
	Guilty Plea		Trial					Nolle Prosequi		Number	Percentage	Supreme Court	District Court
	Guilty As Charged	Guilty Of Other Offence	Guilty As Charged	Guilty Of Lesser Offence	Guilty Of Other Offence	Not Guilty On Grounds Of Insanity	Acquitted	Guilty Of Other Offence	Accused Discharged				
Forge and Utter	15	-	1	-	-	-	-	-	1	17	20.7	17	-
Conspiracy to Defraud	1	-	-	-	-	-	1	-	-	2	2.4	1	1
Embezzlement as a Servant	3	-	-	-	-	-	1	-	-	4	4.9	-	4
Falsification of Accounts	2	-	-	-	-	-	-	-	1	3	3.7	-	3
Larceny as a Servant	6	-	1	-	-	-	2	1	-	10	12.2	-	10
Fraudulent Conversion	2	-	-	-	-	-	2	-	1	5	6.1	-	5
False Pretences	12	-	3	-	-	-	2	-	2	19	23.2	2	17
Alter Cheque	-	-	-	-	-	-	-	-	-	0	0.0	-	-
Other Offences	13	-	-	-	-	-	2	-	7	22	26.8	3	19
TOTAL	54	0	5	0	0	0	10	1	12	82		23	59
Percentage	65.9	0.0	6.1	0.0	0.0	0.0	12.2	1.2	14.6		100.0	28.0	72.0

PART 3 SUPREME AND DISTRICT CRIMINAL COURT APPEARANCES, 1 JANUARY - 30 JUNE 1986
CASE OUTCOME AND MAJOR CHARGE

TABLE 3.7 BREAK AND ENTER

Major Charge	Type of Case, Plea and Outcome									TOTAL CHARGED		Where Case Heard	
	Guilty Plea		Trial					Nolle Prosequi		Number	Percentage	Supreme Court	District Court
	Guilty As Charged	Guilty Of Other Offence	Guilty As Charged	Guilty Of Lesser Offence	Guilty Of Other Offence	Not Guilty On Grounds Of Insanity	Acquitted	Guilty Of Other Offence	Accused Discharged				
Burglary/Attempted Burglary	3	-	-	-	-	-	1	-	-	4	7.1	2	2
Break and Enter Dwelling	12	-	-	-	-	-	-	1	1	14	25.0	1	13
Break and Enter Dwelling With Intent	1	-	-	-	-	-	-	-	2	3	5.4	-	3
Break and Enter Other Premises	24	-	1	-	-	-	4	1	2	32	57.1	-	32
Break and Enter Other Premises, With Intent	-	-	1	-	-	-	-	-	-	1	1.8	-	1
Possess Housebreaking Implements	-	-	1	-	-	-	-	-	1	2	3.6	-	2
TOTAL	40	0	3	0	0	0	5	2	6	56		3	53
Percentage	71.4	0.0	5.4	0.0	0.0	0.0	8.9	3.6	10.7		100.0	5.4	94.6

PART 3 SUPREME AND DISTRICT CRIMINAL COURT APPEARANCES, 1 JANUARY - 30 JUNE 1986
CASE OUTCOME AND MAJOR CHARGE

TABLE 3.8 OTHER OFFENCES

Major Charge	Type of Case, Plea and Outcome									TOTAL CHARGED		Where Case Heard	
	Guilty Plea		Trial					Nolle Prosequi		Number	Percentage	Supreme Court	District Court
	Guilty As Charged	Guilty Of Other Offence	Guilty As Charged	Guilty Of Lesser Offence	Guilty Of Other Offence	Not Guilty On Grounds Of Insanity	Acquitted	Guilty Of Other Offence	Accused Discharged				
Arson	4	-	-	-	-	-	-	-	-	4	5.3	3	1
Arson Related Offences	3	-	1	-	-	-	-	-	-	4	5.3	4	-
Malicious Damage	1	-	-	-	-	-	-	-	1	2	2.7	-	2
Larceny - Motor Vehicle	10	-	-	-	-	-	-	-	-	10	13.3	-	10
- Shop Theft	1	-	-	-	-	-	3	-	2	6	8.0	-	6
- Other Larceny	7	-	-	-	-	-	-	1	4	12	16.0	1	11
Receiving	6	-	3	-	-	-	2	2	3	15	21.3	-	16
Accessory Before or After The Fact	7	-	-	-	1	-	-	-	-	8	10.7	3	5
Other Offences	7	-	1	-	-	-	4	-	1	13	17.3	10	3
TOTAL	46	0	5	0	1	0	9	3	11	75		21	54
Percentage	61.3	0.0	6.7	0.0	1.3	0.0	12.0	4.0	14.7		100.0	28.0	72.0

PART 3 SUPREME AND DISTRICT CRIMINAL COURT APPEARANCES, 1 JANUARY - 30 JUNE 1986
 MAJOR PENALTY FOR MAJOR CHARGE FOUND GUILTY

TABLE 3.9 SUMMARY OF ALL CONVICTIONS

Major Charge Convicted (Grouped)	Fine	Suspension of Driver's Licence	Rising of the Court	Bond Without Supervision	Bond With Supervision	Suspended Imprisonment				Immediate Imprisonment														Charge Convicted			TOTAL		
						Duration (Mths)				No.	Avg Head Sentence (Mths)	Duration of Head Sentence														Major		Lesser	Other
						No	Min.	Avg	Max.			Less than 6 Mths	6 Mths up to 1 Yr	1 Yr up to 2 Yrs	2 Yrs up to 3 Yrs	3 Yrs up to 4 Yrs	4 Yrs up to 5 Yrs	5 Yrs up to 10 Yrs	10 Yrs up to 15 Yrs	15 Yrs Or More	Life								
Offences Against the Person	6	-	-	4	-	24	3	12.2	60	30	41.8*	1	3	5	5	2	1	5	2	-	6**	51	2	11	64				
Robbery and Extortion	1	-	-	-	-	3	12	22.0	36	22	60.1	-	-	-	3	3	6	9	1	-	-	25	-	1	26				
Sexual Offences	6	-	-	2	4	25	3	14.4	54	15	46.7	-	2	-	4	2	1	6	-	-	-	45	-	7	52				
Drug Offences	77	-	-	3	-	42	3	10.4	36	28	36.0	1	3	7	4	2	6	4	1	-	-	127	2	21	150				
Fraud and Deception	4	-	-	3	2	38	2	15.0	48	15	18.5	2	2	4	6	1	-	-	-	-	-	59	-	3	62				
Break and Enter	2	-	-	1	1	18	6	12.6	18	21	20.0	-	2	10	8	1	-	-	-	-	-	43	-	-	43				
Other Offences	2	-	-	1	2	36	2	14.2	48	17	25.7	1	3	7	1	2	1	2	-	-	-	51	1	6	58				
TOTAL	98	0	0	14	9	186	2	13.2	60	148	34.9	5	15	33	31	13	15	26	4	0	6	401	5	49	455				
Percentage	21.5	0.0	0.0	3.1	2.0	40.9			32.5													88.1	1.1	10.8	100				

* Average head sentence excludes five life sentences and one sentence of imprisonment 'until the Governor's pleasure'.

** Includes one sentence of imprisonment 'until the Governor's pleasure'.

TABLE 3.10 OFFENCES AGAINST THE PERSON

Major Charge Convicted	Fine	Suspension of Driver's Licence	Rising of the Court	Bond Without Super-vision	Bond With Super-vision	Suspended Imprisonment			Immediate Imprisonment											Charge Convicted			TOTAL			
						No.	Duration (Mths)			No.	Avg Head Sentence (Mths)	Duration of Head Sentence												Major	Lesser	Other
							Min.	Avg.	Max.			Less than 6 Mths	6 Mths up to 1 Yr	1 Yr up to 2 Yrs	2 Yrs up to 3 Yrs	3 Yrs up to 4 Yrs	4 Yrs up to 5 Yrs	5 Yrs up to 10 Yrs	10 Yrs up to 15 Yrs	15 Yrs Or More	Life					
Murder	-	-	-	-	-	-	-	-	6	*	-	-	-	-	-	-	-	-	-	6	-	-	6			
Manslaughter	-	-	-	-	-	2	48	54.0	60	1	144.0	-	-	-	-	-	-	1	-	1	1	1	3			
Cause Death By Dangerous Driving	1	-	-	-	-	-	-	-	-	3	16.0	-	1	1	1	-	-	-	-	-	-	-	4	-	-	4
Other Homicide	-	-	-	-	-	1	8	8.0	8	1	1.0	1	-	-	-	-	-	-	-	-	-	-	2	-	-	2
Attempted Murder	-	-	-	-	-	-	-	-	-	1	108.0	-	-	-	-	-	1	-	-	-	-	-	1	-	-	1
Wound or Assault, Grievous Bodily Harm	-	-	-	1	-	3	4	7.3	12	10	53.2	-	1	1	2	-	1	4	1	-	-	-	10	-	4	14
Assault, Actual Bodily Harm	3	-	-	1	-	9	3	8.8	18	4	15.8	-	1	2	1	-	-	-	-	-	-	-	15	-	2	17
Other Assault	2	-	-	1	-	6	3	6.7	12	1	36.0	-	-	-	-	1	-	-	-	-	-	-	5	1	4	10
Other Offences	-	-	-	1	-	3	3	12.0	18	3	24.0	-	-	1	1	1	-	-	-	-	-	-	7	-	-	7
TOTAL	6	0	0	4	0	24	3	12.2	60	30	41.8	1	3	5	5	2	1	5	2	0	6	51	2	11	64	
Percentage	9.4	0.0	0.0	6.2	0.0	37.5				46.8												79.7	3.1	17.2	100.0	

* No average head sentence presented as all cases received either life imprisonment or imprisonment 'until the Governor's pleasure'.

** Includes one sentence of imprisonment 'until the Governor's pleasure'.

PART 3 SUPREME AND DISTRICT CRIMINAL COURT APPEARANCES, 1 JANUARY - 30 JUNE 1986
 MAJOR PENALTY FOR MAJOR CHARGE FOUND GUILTY

TABLE 3.11 ROBBERY AND EXTORTION

Major Charge Convicted	Fine	Suspend- sion of Driver's Licence	Rising of the Court	Bond With- out Super- vision	Bond With Super- vision	Suspended Imprisonment				Immediate Imprisonment											Charge Convicted			TOTAL		
						Duration (Mths)				No.	Ave Head Sent- ence (Mths)	Duration of Head Sentence											Major		Lesser	Other
						No	Min.	Ave	Max.			Less than 6 Mths	6 Mths up to 1 Yr	1 Yr up to 2 Yrs	2 Yrs up to 3 Yrs	3 Yrs up to 4 Yrs	4 Yrs up to 5 Yrs	5 Yrs up to 10 Yrs	10 Yrs up to 15 Yrs	15 Yrs or More	Life					
Robbery - With Firearm	-	-	-	-	-	-	-	-	-	12	70.8	-	-	-	-	1	4	6	1	-	-	12	-	-	12	
- Other Weapon	-	-	-	-	-	-	-	-	-	4	64.5	-	-	-	-	-	1	3	-	-	-	4	-	-	4	
- In Company	-	-	-	-	-	-	-	-	-	1	48.0	-	-	-	-	-	1	-	-	-	-	1	-	-	1	
- With Violence	-	-	-	-	-	1	12	12.0	12	4	35.3	-	-	-	2	2	-	-	-	-	-	5	-	-	5	
Conspiracy to Rob	-	-	-	-	-	-	-	-	-	-	-	-	-	-	-	-	-	-	-	-	-	-	-	-	0	
Assault With Intent to Rob	-	-	-	-	-	-	-	-	-	-	-	-	-	-	-	-	-	-	-	-	-	-	-	-	0	
Other Offences	1	-	-	-	-	2	18	27.0	36	1	24.0	-	-	-	1	-	-	-	-	-	3	-	1	4		
TOTAL	1	0	0	0	0	3	12	22.0	36	22	60.0	0	0	0	3	3	6	9	1	0	0	25	0	1	26	
Percentage	3.8	0.0	0.0	0.0	0.0	11.5				84.6											96.2	0.0	3.8	100.0		

MAJOR PENALTY FOR MAJOR CHARGE FOUND GUILTY

TABLE 3.12 SEXUAL OFFENCES

Major Charge Convicted	Fine	Suspension of Driver's Licence	Rising of the Court	Bond With-out Super-vision	Bond With Super-vision	Suspended Imprisonment			Immediate Imprisonment											Charge Convicted			TOTAL			
						No.	Duration (Mths)			No.	Avge Head Sentence (Mths)	Duration of Head Sentence												Major	Lesser	Other
							Min.	Avge	Max.			Less than 6 Mths	6 Mths up to 1 Yr	1 Yr up to 2 Yrs	2 Yrs up to 3 Yrs	3 Yrs up to 4 Yrs	4 Yrs up to 5 Yrs	5 Yrs up to 10 Yrs	10 Yrs up to 15 Yrs	15 Yrs or More	Life					
Rape - Female	-	-	-	-	-	1	36	36.0	36	4	81.0	-	-	-	-	-	-	4	-	-	-	5	-	-	5	
- Male	-	-	-	-	-	-	-	-	-	-	-	-	-	-	-	-	-	-	-	-	-	-	-	-	0	
- Attempted	-	-	-	-	-	-	-	-	-	1	42.0	-	-	-	-	1	-	-	-	-	-	-	-	1	1	
Unlawful Sexual Intercourse																										
- Person Under 12	-	-	-	-	-	-	-	-	-	1	48.0	-	-	-	-	1	-	-	-	-	-	1	-	-	1	
- Attempted, Person Under 12	-	-	-	-	-	-	-	-	-	-	-	-	-	-	-	-	-	-	-	-	-	-	-	-	0	
- Person 12 to 16	4	-	-	1	3	6	6	20.5	54	2	22.0	-	1	-	-	1	-	-	-	-	14	-	2	16		
- Other Unlawful Sexual Intercourse	-	-	-	-	-	-	-	-	-	-	-	-	-	-	-	-	-	-	-	-	-	-	-	-	0	
Indecent Assault																										
- Person Under 17	-	-	-	1	1	7	3	10.3	18	3	23.0	-	1	-	2	-	-	-	-	-	11	-	1	12		
- Person 12 to 16	1	-	-	-	-	3	6	13.0	24	-	-	-	-	-	-	-	-	-	-	-	4	-	-	4		
- Other Indecent Assault	1	-	-	-	-	5	9	12.0	15	2	45.0	-	-	-	1	-	-	1	-	-	6	-	2	8		
Gross Indecency	-	-	-	-	-	2	3	3.0	3	-	-	-	-	-	-	-	-	-	-	-	2	-	-	2		
Incest	-	-	-	-	-	-	-	-	-	2	42.0	-	-	-	1	-	-	1	-	-	1	-	1	2		
Other Offences	-	-	-	-	-	1	24	24.0	24	-	-	-	-	-	-	-	-	-	-	-	1	-	-	1		
TOTAL	6	0	0	2	4	25	3	14.4	54	15	46.7	0	2	0	4	2	1	6	0	0	0	45	0	7	52	
Percentage	11.5	0.0	0.0	3.8	7.7	48.1				28.8											86.5	0.0	13.5	100.0		

PART 3 SUPREME AND DISTRICT CRIMINAL COURT APPEARANCES, 1 JANUARY - 30 JUNE 1986
 MAJOR PENALTY FOR MAJOR CHARGE FOUND GUILTY

TABLE 3.13 DRUG OFFENCES

Major Charge Convicted	Fine	Suspend- sion of Driver's Licence	Rising of the Court	Bond With- out Super- vision	Bond With Super- vision	Suspended Imprisonment				Immediate Imprisonment													Charge Convicted			TOTAL			
						Duration (Mths)				No.	Ave Head Sent- ence (Mths)	Duration of Head Sentence													Major		Lesser	Other	
						No	Min.	Ave	Max.			Less than 6 Mths	6 Mths up to 1 Yr	1 Yr up to 2 Yrs	2 Yrs up to 3 Yrs	3 Yrs up to 4 Yrs	4 Yrs up to 5 Yrs	5 Yrs up to 10 Yrs	10 Yrs up to 15 Yrs	15 Yrs or More	Life								
Heroin - Importing Offences	-	-	-	-	-	2	6	15.0	24	5	51.2	1	-	-	-	-	2	2	-	-	-	-	-	7	-	-	7		
- Sell	-	-	-	-	-	-	-	-	-	3	72.0	-	-	-	-	1	-	1	1	-	-	-	-	-	3	-	-	3	
- Possess for Sale	-	-	-	-	-	-	-	-	-	3	54.0	-	-	-	-	-	2	1	-	-	-	-	-	-	2	-	1	3	
- Other	-	-	-	-	-	-	-	-	-	1	6.0	-	1	-	-	-	-	-	-	-	-	-	-	-	-	1	1	1	
Hashish - Sell	-	-	-	-	-	-	-	-	-	-	-	-	-	-	-	-	-	-	-	-	-	-	-	-	-	-	-	0	
- Possess for Sale	-	-	-	-	-	-	-	-	-	-	-	-	-	-	-	-	-	-	-	-	-	-	-	-	-	-	-	0	
- Other	-	-	-	-	-	-	-	-	-	-	-	-	-	-	-	-	-	-	-	-	-	-	-	-	-	-	-	0	
Indian Hemp																													
- Sell	7	-	-	-	-	5	6	8.6	18	2	18.0	-	-	2	-	-	-	-	-	-	-	-	-	-	14	-	-	14	
- Possess for Sale	4	-	-	1	-	10	4	9.4	18	-	-	-	-	-	-	-	-	-	-	-	-	-	-	-	15	-	-	15	
- Cultivate	53	-	-	1	-	20	3	8.6	20	11	25.9	-	1	4	3	1	2	-	-	-	-	-	-	-	77	-	8	85	
- Other	11	-	-	-	-	1	9	9.0	9	-	-	-	-	-	-	-	-	-	-	-	-	-	-	-	1	2	9	12	
Other Drug																													
- Sell	-	-	-	-	-	1	12	12.0	12	-	-	-	-	-	-	-	-	-	-	-	-	-	-	-	1	-	-	1	
- Possess for Sale	-	-	-	-	-	3	18	26.0	36	2	18.0	-	1	-	1	-	-	-	-	-	-	-	-	-	5	-	-	5	
- Other	2	-	-	1	-	-	-	-	-	1	12.0	-	-	1	-	-	-	-	-	-	-	-	-	-	2	-	2	4	
Forge, Utter Prescription	-	-	-	-	-	-	-	-	-	-	-	-	-	-	-	-	-	-	-	-	-	-	-	-	-	-	-	0	
TOTAL	77	0	0	3	0	42	3	10.4	36	28	36.0	1	3	7	4	2	6	4	1	0	0	0	0	127	2	21	150		
Percentage	51.3	0.0	0.0	2.0	0.0	28.0				18.7														84.7	1.3	14.0	100.0		

42

TABLE 3.14 FRAUD AND DECEPTION

Major Charge Convicted	Fine	Suspension of Driver's Licence	Rising of the Court	Bond Without Super-vision	Bond With Super-vision	Suspended Imprisonment		Immediate Imprisonment													Charge Convicted			TOTAL		
						Duration (Mths)				No.	Avege Head Sentence (Mths)	Duration of Head Sentence											Major		Lesser	Other
						No.	Min.	Avege	Max.			Less than 6 Mths	6 Mths up to 1 Yr	1 Yr up to 2 Yrs	2 Yrs up to 3 Yrs	3 Yrs up to 4 Yrs	4 Yrs up to 5 Yrs	5 Yrs up to 10 Yrs	10 Yrs up to 15 Yrs	15 Yrs Or More	Life					
Forge and Utter	2	-	-	1	1	10	9	20.9	48	2	25.5	-	-	-	2	-	-	-	-	-	-	-	16	-	-	16
Conspiracy to Defraud	-	-	-	-	-	1	14	14.0	14	-	-	-	-	-	-	-	-	-	-	-	-	-	1	-	-	1
Embezzlement as a Servant	1	-	-	-	-	2	15	16.5	18	-	-	-	-	-	-	-	-	-	-	-	-	-	3	-	-	3
Falsification of Accounts	-	-	-	-	-	3	9	14.3	24	-	-	-	-	-	-	-	-	-	-	-	-	-	2	-	1	3
Larceny as a Servant	-	-	-	-	-	5	12	16.2	18	2	24.0	-	-	-	2	-	-	-	-	-	-	-	7	-	-	7
Fraudulent Conversion	-	-	-	-	-	1	9	9.0	9	1	21.0	-	-	1	-	-	-	-	-	-	-	-	2	-	-	2
False Pretences	-	-	-	-	-	9	2	7.4	18	8	15.5	2	2	1	2	1	-	-	-	-	-	-	15	-	2	17
Alter Cheque	-	-	-	-	-	-	-	-	-	-	-	-	-	-	-	-	-	-	-	-	-	-	-	-	-	0
Other Offences	1	-	-	2	1	7	3	16.1	24	2	17.0	-	-	2	-	-	-	-	-	-	-	-	13	-	-	13
TOTAL	4	0	0	3	2	33	3	15.0	48	15	18.5	2	2	4	6	1	0	0	0	0	0	0	59	0	3	62
Percentage	6.5	0.0	0.0	4.8	3.2	61.3				24.2													95.2	0.0	4.8	100.0

PART 3

SUPREME AND DISTRICT CRIMINAL COURT APPEARANCES, 1 JANUARY - 30 JUNE 1986
MAJOR PENALTY FOR MAJOR CHARGE FOUND GUILTY

TABLE 3.15 BREAK AND ENTER

Major Charge Convicted	Fine	Suspension of Driver's Licence	Rising of the Court	Bond Without Supervision	Bond With Supervision	Suspended Imprisonment			Immediate Imprisonment											Charge Convicted			TOTAL		
						No.	Duration (Mths)		No.	Ave. Head Sentence (Mths)	Duration of Head Sentence											Major		Lesser	Other
							Min.	Ave.			Max.	Less than 6 Mths	6 Mths up to 1 Yr.	1 Yr up to 2 Yrs	2 Yrs up to 3 Yrs	3 Yrs up to 4 Yrs	4 Yrs up to 5 Yrs	5 Yrs up to 10 Yrs	10 Yrs up to 15 Yrs	15 Yrs Or More	Life				
Burglary/Attempted Burglary	-	-	-	1	-	-	-	-	2	19.5	-	-	1	1	-	-	-	-	-	-	-	3	-	-	3
Break and Enter Dwelling	-	-	-	-	-	5	8	11.8	18	7	25.1	-	-	2	5	-	-	-	-	-	-	12	-	-	12
Break and Enter Dwelling With Intent	-	-	-	-	-	-	-	-	1	8.0	-	1	-	-	-	-	-	-	-	-	-	1	-	-	1
Break and Enter Other Premises	2	-	-	-	-	12	6	13.4	18	11	17.9	-	1	7	2	1	-	-	-	-	-	25	-	-	25
Break and Enter Other Premises, With Intent	-	-	-	-	1	-	-	-	-	-	-	-	-	-	-	-	-	-	-	-	-	1	-	-	1
Possess Housebreaking Implements	-	-	-	-	-	1	6	6.0	6	-	-	-	-	-	-	-	-	-	-	-	-	1	-	-	1
TOTAL	2	0	0	1	1	18	6	12.6	18	21	20.0	0	2	10	8	1	0	0	0	0	0	43	0	0	43
Percentage	4.7	0.0	0.0	2.3	2.3	41.9				48.8												100.0	0.0	0.0	100.0

PART 3 SUPREME AND DISTRICT CRIMINAL COURT APPEARANCES, 1 JANUARY - 30 JUNE 1986
 MAJOR PENALTY FOR MAJOR CHARGE FOUND GUILTY

TABLE 3.16 OTHER OFFENCES

Major Charge Convicted	Fine	Suspension of Driver's Licence	Rising of the Court	Bond Without Supervision	Bond With Supervision	Suspended Imprisonment			Immediate Imprisonment													Charge Convicted			TOTAL		
						Duration (Mths)			No.	Avg. Head Sentence (Mths)	Duration of Head Sentence													Major		Lesser	Other
						No.	Min.	Avg.			Max.	Less than 6 Mths	6 Mths up to 1 Yr	1 Yr up to 2 Yrs	2 Yrs up to 3 Yrs	3 Yrs up to 4 Yrs	4 Yrs up to 5 Yrs	5 Yrs up to 10 Yrs	10 Yrs up to 15 Yrs	15 Yrs Or More	Life						
Arson	-	-	-	-	-	2	29	32.5	36	2	57.0	-	-	1	-	-	-	1	-	-	-	4	-	-	4		
Arson Related Offences	-	-	-	-	1	2	16	33.0	46	1	36.0	-	-	-	-	1	-	-	-	-	-	4	-	-	4		
Malicious Damage	-	-	-	-	-	-	-	-	-	1	24.0	-	-	-	1	-	-	-	-	-	-	1	-	-	1		
Larceny - Motor Vehicle	-	-	-	-	1	6	4	9.2	12	3	9.3	1	1	1	-	-	-	-	-	-	-	10	-	-	10		
- Shop Theft	-	-	-	-	-	1	4	4.0	4	-	-	-	-	-	-	-	-	-	-	-	-	1	-	-	1		
- Other Larceny	1	-	-	1	-	5	3	16.2	48	3	21.0	-	2	-	-	-	1	-	-	-	-	7	-	3	10		
Receiving	-	-	-	-	-	9	2	6.9	18	2	15.0	-	-	2	-	-	-	-	-	-	-	9	-	2	11		
Accessory Before or After The Fact	-	-	-	-	-	7	6	14.9	36	1	36.0	-	-	-	-	1	-	-	-	-	-	7	-	1	8		
Other Offences	1	-	-	-	-	4	3	14.3	24	4	26.3	-	-	3	-	-	-	1	-	-	-	8	1	-	9		
TOTAL	2	0	0	1	2	36	2	14.2	43	17	25.6	1	3	7	1	2	1	2	0	0	0	51	1	6	58		
Percentage	3.4	0.0	0.0	1.7	3.4	62.1				29.3												87.9	1.7	10.3	100.0		

45

PART 3 SUPREME AND DISTRICT CRIMINAL COURT APPEARANCES, 1 JANUARY - 30 JUNE 1986

TABLE 3.17 CASES WHERE THE TOTAL IMPRISONMENT WAS GREATER THAN THAT IMPOSED FOR THE SINGLE CHARGE RECEIVING THE HIGHEST PENALTY

Type of Charge	Penalty Table Number	Major Charge and Penalty		Additional Charges and Cumulative Penalties		TOTAL SENTENCE			
		Charge	Duration of Imprisonment	Charge	Duration of Imprisonment	Non-Parole Period	Duration of Imprisonment		
Offences Against the Person	3.10	Attempted Murder	9 years	Break and Enter (Dwelling)	1 year 6 months	6 years	10 years 6 months		
	3.10	Assault Causing Grievous Bodily Harm	5 years	Uttering	2 months				
Robbery and Extortion	3.10	Assault Causing Grievous Bodily Harm	10 years	Break and Enter	6 months	3 years 3 months	5 years 11 months		
				Larceny	2 months				
				Breach of Recognizance	1 month				
	3.11	Robbery with a Firearm	9 years	Burglary	3 years	6 years	14 years		
				Robbery with an Offensive Weapon	5 years				
				Breach of Recognizance	6 months			2 years 6 months	6 years 6 months
				Possession of Cannabis	1 month				
				Larceny as a Servant	4 years			6 months	10 years 9 months
				Larceny	2 months				
				Possession of a Prohibited Import (Heroin)	4 years 6 months			4 years	8 years 6 months
3.11	Robbery with an Offensive Weapon	5 years	Break and Enter	1 year 3 months	1 year 6 months	6 years 5 months			
3.11	Robbery with an Offensive Weapon	7 years	Larceny	2 months					
3.11	Robbery with Violence	2 years 6 months	Breach of Recognizance	6 months	5 years	7 years 6 months			
			Breach of Recognizance	6 months			2 years	3 years	
Sexual Offences	3.12	Indecent Assault	2 years 6 months	Breach of Recognizance	1 year	1 year 6 months			3 years 6 months
	3.12	Indecent Assault	2 years 6 months	Incest	2 years 6 months		3 years	5 years	
Drug Offences	3.13	Possession of a Prohibited Import (Heroin)	4 years	Possession of a Prohibited Import (Hashish)	1 year	1 year 6 months			5 years
	3.13	Possess Heroin for Sale	4 years	Breach of Recognizance	4 months		4 years 4 months		

TABLE 3.17 (cont.)

Type of Charge	Penalty Table Member	Major Charge and Penalty		Additional Charges and Cumulative Penalties		TOTAL SENTENCE	
		Charge	Duration of Imprisonment	Charge	Duration of Imprisonment	Non-Parole Period	Duration of Imprisonment
Fraud and Deception	3.14	Forgery	2 years	Uttering False Pretences Possession of Housebreaking Implements by Night Larceny Receiving Possession of Prohibited Substance Possession of a Dangerous Firearm Wilful Damage	2 years 1 year 6 months 1 year 6 months 1 year 1 year 3 months 6 months 3 months		
	3.14	Forgery	2 years 3 months	Break and Enter (Dwelling) Breach of Recognizance	2 years 3 months 1 month	5 years	10 years
Break and Enter	3.15	Break and Enter (Dwelling)	2 years 6 months	False Pretences	2 years	3 years	4 years 6 months
	3.15	Break and Enter (Dwelling)	1 year 8 months	Forgery of a Commonwealth Document	8 months	2 years	2 years 4 months
	3.15	Break and Enter (Shed)	6 months	Larceny	4 months		10 months
	3.15	Break and Enter (Shop)	2 years 6 months	Receiving	1 year	2 years 6 months	3 years 6 months
	3.15	Break and Enter (Office)	2 years	Break and Enter (Surgery)	1 year	2 years	3 years
	3.15	Break and Enter (Shop)	1 year 3 months	Break and Enter (Canteen)	1 year		
Other Offences	3.16	Set Fire to Grass and Scrub	3 years	Malicious Damage in the Night	1 year	1 year 9 months	3 years 3 months
	3.16	Larceny of a Motor Vehicle	10 months	Larceny Breach of Recognizance	1 year 3 months	2 years	4 years 3 months
				Break and Enter (Factory)	4 months	10 months	1 year 2 months

PART 3 SUPREME AND DISTRICT CRIMINAL COURT APPEARANCES, 1 JANUARY - 30 JUNE 1986
 MAJOR PENALTY FOR MAJOR CHARGE FOUND GUILTY

TABLE 3.18 TOTAL HEAD SENTENCE AND NON-PAROLE PERIOD FOR ALL IMPRISONMENTS (INCLUDES CUMULATIVE IMPRISONMENT PENALTIES)

Non-Parole Period	Duration of Head Sentence													TOTAL	Average Head Sentence (Months)
	Up To 1 Year	1 Year up to 2 Years	2 Years up to 3 Years	3 Years up to 4 Years	4 Years up to 5 Years	5 Years up to 6 Years	6 Years up to 7 Years	7 Years up to 8 Years	8 Years up to 9 Years	9 Years up to 10 Years	10 Years up to 15 Years	15 Years Or More	Life		
Not Specified	18	1	-	-	1	1	1	-	1	-	-	-	1	24	17.5
Less Than 6 Months	1	-	-	-	-	-	-	-	-	-	-	-	-	1	6.0
6 Months up to 1 Year	-	20	1	-	-	-	-	-	-	-	-	-	-	21	15.8
1 Year up to 2 Years	-	11	21	9	6	-	2	-	-	-	-	-	-	49	31.2
2 Years up to 3 Years	-	-	2	8	4	3	1	-	-	-	-	-	-	18	45.6
3 Years up to 4 Years	-	-	-	-	4	9	-	1	-	-	-	-	-	14	60.9
4 Years up to 5 Years	-	-	-	-	1	-	-	1	-	-	-	-	-	2	66.0
5 Years up to 6 Years	-	-	-	-	-	-	-	4	1	-	1	-	-	6	94.0
6 Years up to 7 Years	-	-	-	-	-	-	-	-	-	-	3	-	-	3	141.0
7 Years up to 8 Years	-	-	-	-	-	-	-	-	-	1	1	-	-	2	129.0
8 Years up to 9 Years	-	-	-	-	-	-	-	-	-	-	1	-	-	1	120.0
9 Years up to 10 Years	-	-	-	-	-	-	-	-	-	-	1	-	-	1	132.0
10 Years up to 15 Years	-	-	-	-	-	-	-	-	-	-	1	-	-	1	156.0
15 Years or More	-	-	-	-	-	-	-	-	-	-	-	-	5	5	Life
TOTAL	19	32	24	17	16	13	4	6	2	1	8	0	6*	148	
Average Non-Parole Period (Mths)	3.0	10.3	16.6	21.9	25.9	35.3	21.0	59.0	60.0	84.0	85.5	0.0	266.4		

* Includes one sentence of imprisonment 'until the Governor's Pleasure'.

PART 3 SUPREME AND DISTRICT CRIMINAL COURT APPEARANCES, 1 JANUARY - 30 JUNE 1986

TABLE 3.19(a) AGE AND SEX OF ACCUSED AND OFFENCE TYPE

Major Charge (Grouped)	Age of Males									Average Age (Years)	TOTAL WITH INFORMATION AVAILABLE		Information Not Available
	Under 18	18 - 19	20 - 24	25 - 29	30 - 34	35 - 39	40 - 49	50 - 59	60 Plus		Number	Percentage	
Offences Against the Person	3	13	22	16	10	5	6	1	1	27.7	77	17.6	9
Robbery and Extortion	-	4	12	8	2	1	-	-	-	23.5	27	6.2	4
Sexual Offences	2	10	11	11	6	12	12	2	3	32.7	69	15.8	4
Drug Offences	1	12	30	31	22	12	7	7	-	30.0	122	27.9	11
Fraud and Deception	1	4	11	6	5	5	1	3	2	30.8	33	8.7	13
Break and Enter	-	11	18	10	6	2	-	-	-	24.6	47	10.7	5
Other Offences	-	8	26	7	3	6	6	2	-	27.8	58	13.2	7
TOTAL	7	62	130	89	54	43	32	15	6	28.8	438		53
Percentage	1.6	14.2	29.7	20.3	12.3	9.8	7.3	3.4	1.4			100.0	

PART 3 SUPREME AND DISTRICT CRIMINAL COURT APPEARANCES, 1 JANUARY - 30 JUNE 1986

TABLE 3.19(b) AGE AND SEX OF ACCUSED AND OFFENCE TYPE

Major Charge (Grouped)	Age of Females									Average Age (Years)	TOTAL WITH INFORMATION AVAILABLE		Information Not Available
	Under 18	18 - 19	20 - 24	25 - 29	30 - 34	35 - 39	40 - 49	50 - 59	60 Plus		Number	Percentage	
Offences Against the Person	-	3	4	-	4	-	-	1	-	27.4	12	17.6	0
Robbery and Extortion	1	-	-	-	-	-	-	-	-	16.3	1	1.5	0
Sexual Offences	-	-	-	-	-	-	-	-	-	0.0	0	0.0	0
Drug Offences	-	1	7	8	-	4	1	1	-	29.5	22	32.4	4
Fraud and Deception	1	4	6	1	4	1	-	2	-	27.6	19	27.9	11
Break and Enter	-	2	1	1	-	-	-	-	-	21.8	4	5.9	0
Other Offences	-	-	2	1	2	2	2	1	-	35.5	10	14.7	0
TOTAL	2	10	29	11	10	7	3	5	0	26.9	68		15
Percentage	2.9	14.7	29.4	16.2	14.7	10.3	4.4	7.4	0.0		100.0		

PART 3 SUPREME AND DISTRICT CRIMINAL COURT APPEARANCES, 1 JANUARY - 30 JUNE 1986

TABLE 3.19(c) AGE AND SEX OF ACCUSED AND OFFENCE TYPE

Major Charge (Grouped)	Age of All Accused									Average Age (Years)	TOTAL WITH INFORMATION AVAILABLE		Information Not Available
	Under 18	18 - 19	20 - 24	25 - 29	30 - 34	35 - 39	40 - 49	50 - 59	60 Plus		Number	Percentage	
Offences Against the Person	3	16	26	16	14	5	6	2	1	27.6	89	17.6	9
Robbery and Extortion	1	4	12	8	2	1	-	-	-	23.3	28	5.5	4
Sexual Offences	2	10	11	11	6	12	12	2	3	32.7	69	13.6	4
Drug Offences	1	13	37	39	22	16	8	8	-	29.9	144	28.5	15
Fraud and Deception	2	8	17	7	9	6	1	5	2	29.8	57	11.3	25
Break and Enter	-	13	19	11	6	2	-	-	-	24.3	51	10.1	5
Other Offences	-	8	28	8	5	8	8	3	-	28.9	68	13.4	7
TOTAL	9	72	150	100	64	50	35	20	6	28.8	505		69
Percentage	1.8	14.2	29.6	19.8	12.6	9.9	6.9	4.0	1.2			100.0	

PART 3 SUPREME AND DISTRICT CRIMINAL COURT APPEARANCES, 1 JANUARY - 30 JUNE 1986

TABLE 3.20 OCCUPATIONAL STATUS OF ACCUSED AND OFFENCE TYPE

Major Charge (Grouped)	Occupational Status						TOTAL WITH INFORMATION AVAILABLE		Information Not Available
	Employed	Unemployed	Pensioner	Student	Home Duties	Self Employed	Number	Percentage	
Offences Against the Person	34	30	6	1	5	10	86	17.5	12
Robbery and Extortion	6	22	-	-	-	1	29	5.9	3
Sexual Offences	33	23	6	-	-	7	69	14.0	4
Drug Offences	45	56	14	2	7	13	137	27.8	22
Fraud and Deception	19	23	2	-	5	6	55	11.2	27
Break and Enter	5	36	2	3	2	3	51	10.4	5
Other Offences	18	28	5	2	5	7	65	13.2	10
TOTAL	160	218	35	8	24	47	492		83
Percentage	32.5	44.3	7.1	1.6	4.9	9.6		100.0	

52

PART 3 SUPREME AND DISTRICT CRIMINAL COURT APPEARANCES, 1 JANUARY - 30 JUNE 1986

TABLE 3.21 MARITAL STATUS OF ACCUSED AND OFFENCE TYPE

Major Charge (Grouped)	Marital Status						TOTAL WITH INFORMATION AVAILABLE		Information Not Available
	Single	Defacto	Married	Separated	Divorced	Widowed	Number	Percentage	
Offences Against the Person	33	18	14	8	6	1	80	16.8	18
Robbery and Extortion	17	7	3	1	-	-	28	5.9	4
Sexual Offences	26	9	20	5	6	1	67	14.1	6
Drug Offences	57	17	43	7	8	1	133	27.9	26
Fraud and Deception	22	9	13	4	6	1	55	11.6	27
Break and Enter	34	5	2	6	1	-	48	10.1	8
Other Offences	33	5	18	4	3	2	65	13.7	10
TOTAL	222	70	113	35	30	6	476		99
Percentage	46.6	14.7	23.7	7.4	6.3	1.3		100.0	

53

PART 3 SUPREME AND DISTRICT CRIMINAL COURT APPEARANCES, 1 JANUARY - 30 JUNE 1986

TABLE 3.22 STATE OR COUNTRY OF BIRTH OF ACCUSED AND OFFENCE TYPE

Major Charge (Grouped)	State or Country of Birth												TOTAL WITH INFORMATION AVAILABLE		Information Not Available
	Australasia				Europe						Asia	Other	Number	Percentage	
	South Australia	Interstate	Australia Unspecific	New Zealand	United Kingdom	Germany	Greece	Italy	Yugoslavia	Other Europe					
Offences Against the Person	17	7	38	2	12	1	2	2	1	-	1	3	86	17.7	12
Robbery And Extortion	8	1	12	-	3	1	1	-	1	1	-	-	28	5.8	4
Sexual Offences	11	2	35	-	12	-	1	1	-	3	-	-	65	13.4	8
Drug Offences	25	10	70	1	5	1	8	9	1	4	2	1	137	28.2	22
Fraud and Deception	8	2	29	-	8	2	2	-	2	-	-	-	53	10.9	29
Break and Enter	16	1	29	1	4	-	-	-	-	-	-	-	51	10.5	5
Other Offences	17	6	23	1	12	-	1	2	1	-	3	-	66	13.6	9
TOTAL	102	29	236	5	56	5	15	14	6	8	6	4	486		89
Percentage	21.0	6.0	48.6	1.0	11.5	1.0	3.1	2.9	1.2	1.6	1.2	0.8	100.0		

PART 3 SUPREME AND DISTRICT CRIMINAL COURT APPEARANCES, 1 JANUARY - 30 JUNE 1986

TABLE 3.23 PRIOR CRIMINAL CONVICTIONS OF ACCUSED

Major Charge (Grouped)	Prior Criminal Record								TOTAL WITH INFORMATION AVAILABLE		Information Not Available	
	Number of Prior Criminal Convictions as Juvenile or Adult							One or More Previous Imprisonments		Number		Percentage
	No Prior Convictions	1	2 - 4	5 - 9	10 - 49	50 Or More	Average	Number	Percentage of Difference Group			
Offences Against the Person	16	15	25	13	20	-	5.4	28	31.5	89	17.5	9
Robbery and Extortion	1	6	8	9	5	-	5.8	12	41.4	29	5.7	3
Sexual Offences	20	10	19	8	11	-	4.8	17	25.0	68	13.4	5
Drug Offences	35	31	38	26	13	-	3.7	32	22.4	143	28.1	16
Fraud and Deception	32	7	10	2	7	-	2.9	10	17.2	58	11.4	24
Break and Enter	10	5	9	6	21	-	8.3	23	45.1	51	10.0	5
Other Offences	23	11	16	8	12	-	4.0	17	24.3	70	13.8	5
TOTAL	137	85	125	72	89	0	4.7	139	27.4	508		67
Percentage	27.0	16.7	24.6	14.2	17.5	0.0					100.0	

55

PART 3 SUPREME AND DISTRICT CRIMINAL COURT APPEARANCES, 1 JANUARY - 30 JUNE 1986

TABLE 3.24 BAIL STATUS FOLLOWING THE FINAL COMMITTAL HEARING

Major Charge (Grouped)	Bail Status Following the Final Committal Hearing				TOTAL WITH DEPOSITION AVAILABLE		Information Not Available
	On Bail		In Custody		Number	Percentage	
	Recognizance (no cash required)	Other	Bail Refused	Other/ Unspecified			
Offences Against the Person	71	1	4	16	92	17.0	9
Robbery and Extortion	16	1	3	11	31	5.7	1
Sexual Offences	63	1	3	4	71	13.1	2
Drug Offences	140	4	-	2	146	27.0	13
Fraud and Deception	69	2	1	2	74	13.7	8
Break and Enter	38	-	-	16	54	10.0	2
Other Offences	56	5	4	8	73	13.5	2
TOTAL	453	14	15	59	541		34
Percentage	83.7	2.6	2.8	10.9		100.0	

TABLE 3.25 FINAL PLEA OF ACCUSED

Major Charge (Grouped)	Final Plea				TOTAL	
	Guilty		Not Guilty	No Plea	Number	Percentage
	At Committal Or First Higher Court Hearing	Changed During Higher Court Proceedings				
Offences Against the Person	31	5	42	20	98	17.0
Robbery and Extortion	24	2	2	4	32	5.6
Sexual Offences	41	2	13	17	73	12.7
Drug Offences	123	2	16	18	159	27.7
Fraud and Deception	54	-	15	13	82	14.3
Break and Enter	38	2	8	8	56	9.7
Other Offences	45	1	15	14	75	13.0
TOTAL	356	14	111	94	575	
Percentage	61.9	2.4	19.3	16.3		100.0

PART 3 SUPREME AND DISTRICT CRIMINAL COURT APPEARANCES, 1 JANUARY - 30 JUNE 1986

TABLE 3.26 FINAL PLEA AND MONTH CASE FINALISED, SUPREME COURT

Final Plea	Month Case Finalised						TOTAL	
	January	February	March	April	May	June	Number	Percentage
Guilty	8	20	15	13	20	20	96	59.3
Change to Guilty	2	1	1	-	1	-	5	3.1
Not Guilty	2	8	5	5	7	9	36	22.2
No Plea	2	2	1	3	7	10	25	15.4
TOTAL	14	31	22	21	35	39	162	
Percentage	8.6	19.1	13.6	13.0	21.6	24.1		100.0

58

TABLE 3.27 FINAL PLEA AND MONTH CASE FINALISED, DISTRICT COURT

Final Plea	Month Case Finalised						TOTAL	
	January	February	March	April	May	June	Number	Percentage
Guilty	39	38	29	67	52	35	260	63.0
Change to Guilty	2	1	2	1	2	1	9	2.2
Not Guilty	15	9	7	17	12	15	75	18.2
No Plea	6	14	10	15	8	16	69	16.7
TOTAL	62	62	48	100	74	67	413	
Percentage	15.0	15.0	11.6	24.2	17.9	16.2		100.0

PART 3 SUPREME AND DISTRICT CRIMINAL COURT APPEARANCES, 1 JANUARY - 30 JUNE 1986

TABLE 3.28 PLEA AND DURATION OF PROCEEDINGS (EXCLUDING ABSCONDERS), SUPREME COURT

Major Charge	Number of Accused	Average Duration of Proceedings (Days)					
		First Lower Court Appearance to Committal for Trial/Sentence	Committal for Trial/Sentence to First Higher Court Appearance	Trial Begins to Trial Ends	If Found Guilty - Trial Ends to Sentence Imposed	First Higher Court Appearance to Case Finalised	Total Time From First Lower Court Appearance To Case Finalised
Committed For Sentence	14	63	40	-	-	36	138
Committed For Trial							
- Trial	36	133	172	8	74	68	372
- No Trial, Guilty Plea	82	132	87	-	-	54	272
- No Trial, Other *	25	127	138	-	-	27	291
Ex-Officio							
- Trial	5	-	-	-	-	-	-
- Other **	-	-	-	-	-	-	-

59

* No Trial/Other can include: Crown enters Nolle Prosequi or accused died.

** Ex-Officio/Other can include: guilty pleas; Crown enters Nolle Prosequi or accused died.

PART 3 SUPREME AND DISTRICT CRIMINAL COURT APPEARANCES, 1 JANUARY - 30 JUNE 1986

TABLE 3.29 PLEA AND DURATION OF PROCEEDINGS (EXCLUDING ABSCONDERS), DISTRICT COURT

Major Charge	Number of Accused	Average Duration of Proceedings (Days)					
		First Lower Court Appearance to Committal For Trial/Sentence	Committal for Trial/Sentence to First Higher Court Appearance	Trial Begins to Trial Ends	If Found Guilty - Trial Ends to Sentence Imposed	First Higher Court Appearance to Case Finalised	Total Time From First Lower Court Appearance To Case Finalised
Committed For Sentence	53	112	54	-	-	13	178
Committed For Trial							
- Trial	75	144	208	3	13	9	360
- No Trial, Guilty Plea	215	116	97	-	-	13	225
- No Trial, Other*	66	150	194	-	-	5	348
Ex-Officio							
- Trial	2	-	-	-	-	-	-
- Other**	2	-	-	-	-	-	-

* No Trial/Other can include: Crown enters Nolle Prosequi or accused died.

** Ex-Officio/Other can include: guilty pleas; Crown enters Nolle Prosequi or accused died.

PART 4

CORRECTIONAL SERVICES

TABLE 4.1 PERSONS RECEIVED INTO CUSTODY*

Type of Receipt	Male	Female	Total	
			Number	Percentage
Remand	794	84	878	42.1
Sentenced	1117	92	1209	57.9
TOTAL	1911	176	2087	100.0

* Does not include prisoners changing status or new sentences commenced by current prisoners.

TABLE 4.2 DAILY AVERAGES IN CUSTODY

Type of Receipt	Male	Female	Total	
			Number	Percentage
Remand	164	12	176	21.8
Sentenced	603	27	630	78.2
TOTAL	767	39	806	100.0

TABLE 4.3 PERSONS IN CUSTODY AT 30 JUNE, 1986

Type of Receipt	Male	Female	Total	
			Number	Percentage
Remand	151	6	157	19.7
Sentenced	612	28	640	80.3
TOTAL	763	34	797	100.0

PART 4 CORRECTIONAL SERVICES, 1 JANUARY - 30 JUNE, 1986

TABLE 4.4 PERSONS DISCHARGED FROM CUSTODY BY FORM OF DISCHARGE*

Sex	Sentence Served	Sentence Served In Lieu Of Fine	Fine Paid	To Parole	To Licence	To Bail	Off Court	Appeal Upheld	Died	Deported	Extradited	Escaped	Other	TOTAL
Male	305	562	198	163	5	146	415	-	-	19	4	5	19	1841
Female	21	45	22	7	-	18	57	-	-	2	-	-	3	175
TOTAL	326	607	220	170	5	164	472	0	0	21	4	5	22	2016

* 'Sentence Served' divided into 'Sentence Served' and 'Sentence Served in Lieu of Fine'.

63

TABLE 4.5 PERSONS RECEIVED INTO CUSTODY BY OFFENCE CHARGED*

Type of Receipt	Homicide	Sexual Assault	Assault	Robbery & Extortion	Fraud & Forgery	Theft Break & Enter	Property Damage	Against Good Order	Breach of Recognizance	Breach of Probation	Offensive Behaviour	Drug Related	Drink Driving	Driving Related	Other	TOTAL
Remand	17	56	113	30	75	315	22	82	27	17	22	56	10	35	1	878
Sentenced	8	20	143	20	66	278	42	121	127	13	89	85	159	313	14	1498
TOTAL	25	76	256	50	141	593	64	203	154	30	111	141	169	348	15	2376

* Persons initially received on remand are counted again in the 'sentenced' category if they are subsequently sentenced. Similarly persons completing sentences and immediately remanded in custody on another matter are also counted again.

PART 4 CORRECTIONAL SERVICES, 1 JANUARY - 30 JUNE, 1986

TABLE 4.6 PERSONS RECEIVED INTO CUSTODY BY AGE AT RECEPTION*

Type of Reception	Age of All Defendants										TOTAL
	Under 18	18 - 19	20 - 24	25 - 29	30 - 34	35 - 39	40 - 49	50 - 59	60 Plus	Unknown	
Remand	3	151	258	187	113	65	52	33	16	-	878
Sentenced	5	124	437	255	143	105	87	37	13	3	1209
TOTAL	8	275	695	442	256	170	139	70	29	3	2087

TABLE 4.7 PERSONS RECEIVED INTO CUSTODY BY RACE*

Race	Remand	Under Sentence	TOTAL
Aboriginal	126	310	436
Non-Aboriginal	558	800	1458
Unknown	94	99	193
TOTAL	878	1209	2087

TABLE 4.8 PERSONS RECEIVED INTO CUSTODY BY EMPLOYMENT STATUS*

Employment Status	Remand	Under Sentence	TOTAL
Employed	222	232	454
Unemployed	478	746	1224
Home Duties	4	14	18
Other +	88	109	197
Unknown	86	108	194
TOTAL	878	1209	2087

* Unlike Table 4.5, these tables do not double count change of status admissions or new sentences commenced by currently serving prisoners.

+ 'Other' includes students and pensioners.

PART 4 CORRECTIONAL SERVICES, 1 JANUARY - 30 JUNE, 1986

TABLE 4.9 PERSONS PLACED UNDER SUPERVISION

Type of Case	Male	Female	TOTAL	
			Number	Percentage
Probation	407	175	582	47.4
Parole	196	9	205	16.7
Community Service Order	386	34	420	34.3
Bail	16	3	19	1.5
Other *	-	-	-	-
TOTAL	1005	221	1226	100.00

TABLE 4.10 PERSONS UNDER SUPERVISION AT 30 JUNE, 1986**

Type of Case	Male	Female	TOTAL	
			Number	Percentage
Probation	1425	490	1915	65.7
Parole	513	23	536	18.4
Community Service Order	418	33	451	15.5
Bail	11	2	13	0.4
Other *	-	-	-	-
TOTAL	2367	548	2915	100.0

TABLE 4.11 PROBATION, PAROLE AND COMMUNITY SERVICE ORDER CASES COMPLETED BY TYPE OF CASE COMPLETION

Type of Case	Expired		Revoked/ Estreated		Other +		Total		TOTAL	
	Male	Female	Male	Female	Male	Female	Male	Female	No.	%
Probation	287	118	30	3	42	16	369	137	506	59.8
Parole	92	10	15	-	11	-	118	10	128	15.1
Community Service Order	144	25	13	-	11	-	168	25	193	22.8
Bail	7	2	2	-	2	2	11	4	15	1.8
Other *	-	-	-	-	4	-	4	-	4	0.5
TOTAL	540	155	60	3	70	18	670	176	846	100.0

* 'Other' includes voluntary supervision and supervision in prison.
Prior to January - June 1986 the 'Bail' and 'Other' categories were included under 'Probation'.

** Persons with more than one type of order current are counted in each category of order.

+ 'Other' includes those who have left the State, been transferred interstate, died or ceased voluntary supervision.

PART 5

JUVENILE OFFENDERS

PART 5 JUVENILE OFFENDERS, 1 JANUARY - 30 JUNE, 1986

TABLE 5.1 COURTS AND PANELS: TYPE OF OFFENCE AND WHERE APPEARED

Offence	1 January - 31 March 1986		1 April - 30 June 1986		Total		TOTAL	
	In Court	Before Panel	In Court	Before Panel	In Court	Before Panel	Number	Percentage
Offence against the person	80	47	61	73	141	120	261	5.4
Robbery	2	-	6	1	8	1	9	0.2
Sexual	5	12	6	6	11	18	29	0.6
Drugs	50	60	69	106	119	166	285	5.9
Break and Enter	159	129	127	147	286	276	562	11.6
Other Property Offences	399	1042	389	982	788	2024	2812	57.9
Driving and Traffic	90	62	84	44	174	106	280	5.8
Drunk and Disorderly, Other Liquor, Offensive Behaviour, Unlawfully on Premises	100	133	101	112	201	245	445	9.2
Other Offences	35	63	31	43	66	106	172	3.5
TOTAL	920	1548	874	1514	1794	3062	4856	100.0

PART 5 JUVENILE OFFENDERS, 1 JANUARY - 30 JUNE, 1986

TABLE 5.2 CHILDREN'S COURT: APPEARANCES BY OFFENCE AND OUTCOME*

Offence	Referral to Adult Court	Detention	Detention Suspended-with Other Bonds	Bond With Supervision	Other Bonds	Fine	Discharge	Recognizance Hearing	Application Hearing	TOTAL
Homicide	-	-	-	-	-	1	-	-	-	1
Assault	-	24	2	30	23	38	21	1	-	139
Robbery	1	2	1	4	-	-	-	-	-	8
Rape	-	-	-	1	-	-	-	-	-	1
Other Sexual Offences	-	-	-	5	1	-	4	-	-	10
Drug Offences	-	1	-	1	9	95	13	-	-	119
Fraud	-	1	-	2	6	12	5	-	-	26
Break and Enter	-	36	6	103	68	31	36	3	1	284
Vehicle Theft	-	32	4	73	72	66	30	4	1	282
Theft	-	5	-	38	88	109	64	4	-	308
Receiving	-	-	-	5	7	15	8	-	-	35
Wilful Damage	-	2	-	10	17	57	29	1	4	120
Driving and Traffic	-	-	-	6	11	131	25	1	-	174
Liquor	-	-	-	1	-	27	5	-	-	33
Disorderly, Drunk	-	1	-	4	21	89	35	2	-	152
Indecent Behaviour	-	-	-	-	1	12	3	-	-	16
Unlawfully on Premises	-	-	-	1	3	5	8	-	-	17
Transport And Communication	-	-	-	-	-	1	-	-	-	1
Other Offences	-	-	-	7	5	30	21	2	-	65
TOTAL	1	104	13	291	332	719	307	18	6	1791*

* Three cases omitted where entered into an undertaking.

PART 5 JUVENILE OFFENDERS, 1 JANUARY - 30 JUNE, 1986

TABLE 5.3 CHILDREN'S AID PANELS: APPEARANCES BY OFFENCE AND OUTCOME

Offence	Refer to Court			Warning and Counselling	Undertaking by Child	Undertaking Completed	Other Undertaking	TOTAL
	Guilt Not Admitted	Breach of Undertaking	Other					
Assault	11	1	9	87	8	4	-	120
Robbery	-	-	-	-	-	1	-	1
Sexual Offences *	2	-	-	11	4	1	-	18
Drug Offences	3	-	5	153	3	2	-	165
Fraud	1	-	1	70	1	-	-	73
Break and Enter	6	1	4	209	27	28	1	276
Vehicle Theft	4	-	5	109	21	10	-	149
Theft	26	1	24	1319	41	45	-	1456
Receiving	3	-	2	54	1	2	-	62
Wilful Damage	8	1	5	189	25	9	-	237
Driving and Traffic	1	-	2	101	1	1	-	106
Liquor	-	-	-	76	-	1	-	77
Disorderly, Drunk	4	-	8	134	2	1	-	149
Indecent Behaviour	-	-	-	18	-	1	-	19
Unlawfully on Premises	1	-	2	43	1	-	-	47
Transport and Communication	-	-	1	4	1	-	-	6
Other Offences	5	-	2	88	4	1	-	100
TOTAL	75	4	70	2665	100	107	1	3062

* Does not include rape.

PART 5 JUVENILE OFFENDERS, 1 JANUARY - 30 JUNE, 1986

TABLE 5.4 CHILDREN'S COURTS: EMPLOYMENT STATUS, AGE AND SEX OF PERSONS APPEARING

Employment Status	Males										TOTAL
	10	11	12	13	14	15	16	17	Over 17	Unknown	
Student/Apprentice	6	16	44	72	109	88	51	15	-	-	401
Unemployed	-	1	-	13	65	176	252	210	2	3	722
Employed	-	1	1	1	10	63	120	124	-	1	321
Not in Workforce	-	-	-	-	-	-	-	-	-	-	0
Not Stated	-	3	4	6	13	26	37	67	2	1	159
TOTAL	6	21	49	92	197	353	450	416	4	5	1603

Employment Status	Females										TOTAL
	10	11	12	13	14	15	16	17	Over 17	Unknown	
Student/Apprentice	-	3	-	13	17	6	8	-	-	-	47
Unemployed	-	-	1	3	8	28	32	33	-	-	105
Employed	-	-	-	-	2	4	3	11	-	-	20
Not in Workforce	-	-	-	-	-	-	1	-	-	-	1
Not Stated	-	-	-	1	1	3	2	11	-	-	18
TOTAL	-	3	1	17	28	41	46	55	0	0	191

Employment Status	TOTAL										TOTAL
	10	11	12	13	14	15	16	17	Over 17	Unknown	
Student/Apprentice	6	19	44	85	126	94	59	15	-	-	445
Unemployed	-	1	1	16	73	204	284	243	2	3	827
Employed	-	1	1	1	12	67	123	135	-	1	341
Not in Workforce	-	-	-	-	-	-	1	-	-	-	1
Not Stated	-	3	4	7	14	29	39	78	2	1	177
TOTAL	6	24	50	109	225	394	506	471	4	5	1794

PART 5 JUVENILE OFFENDERS, 1 JANUARY - 30 JUNE, 1986

TABLE 5.5 CHILDREN'S AID PANELS: EMPLOYMENT STATUS, AGE AND SEX OF JUVENILES APPEARING

Employment Status	Males										TOTAL
	10	11	12	13	14	15	16	17	Over 17	Unknown	
Student/Apprentice	55	98	191	315	416	317	146	59	3	6	1606
Unemployed	-	-	-	4	16	64	88	94	-	-	266
Employed	-	-	-	-	6	49	99	154	2	-	310
Not in Workforce	-	-	-	-	-	-	-	1	-	-	1
Not Stated	1	1	-	1	3	1	8	6	-	-	21
TOTAL	56	99	191	320	441	431	341	314	5	6	2204

Employment Status	Females										TOTAL
	10	11	12	13	14	15	16	17	Over 17	Unknown	
Student/Apprentice	5	24	64	142	175	110	65	21	-	1	607
Unemployed	-	1	-	2	4	48	48	49	-	-	152
Employed	-	-	-	-	2	23	28	36	1	-	90
Not in Workforce	-	-	-	-	-	-	-	-	-	-	0
Not Stated	-	1	-	1	2	-	2	2	1	-	9
TOTAL	5	26	64	145	183	181	143	108	2	1	858

Employment Status	TOTAL										TOTAL
	10	11	12	13	14	15	16	17	Over 17	Unknown	
Student/Apprentice	60	122	255	457	591	427	211	80	3	7	2213
Unemployed	-	1	-	6	20	112	136	143	-	-	418
Employed	-	-	-	-	8	72	127	190	3	-	400
Not in Workforce	-	-	-	-	-	-	-	1	-	-	1
Not Stated	1	2	-	2	5	1	10	8	1	-	30
TOTAL	61	125	255	465	624	612	484	422	7	7	3062

PART 5 JUVENILE OFFENDERS, 1 JANUARY - 30 JUNE, 1986

TABLE 5.6 CHILDREN'S COURT: AGE, SEX AND RACE OF PERSONS APPEARING

Race	Males										TOTAL
	10	11	12	13	14	15	16	17	Over 17	Unknown	
Non-Aboriginal	5	13	36	68	163	311	427	384	3	4	1414
Aboriginal	1	8	13	24	34	42	33	32	1	1	189
Unknown	-	-	-	-	-	-	-	-	-	-	0
TOTAL	6	21	49	92	197	353	460	416	4	5	1603

Race	Females										TOTAL
	10	11	12	13	14	15	16	17	Over 17	Unknown	
Non-Aboriginal	-	2	1	10	19	33	40	48	-	-	153
Aboriginal	-	1	-	7	9	8	6	7	-	-	38
Unknown	-	-	-	-	-	-	-	-	-	-	0
TOTAL	0	3	1	17	28	41	46	55	0	0	191

Race	TOTAL										TOTAL
	10	11	12	13	14	15	16	17	Over 17	Unknown	
Non-Aboriginal	5	15	37	78	182	344	467	432	3	4	1567
Aboriginal	1	9	13	31	43	50	39	39	1	1	227
Unknown	-	-	-	-	-	-	-	-	-	-	0
TOTAL	6	24	50	109	225	394	505	471	4	5	1794

PART 5 JUVENILE OFFENDERS, 1 JANUARY - 30 JUNE, 1986

TABLE 5.7 CHILDREN'S AID PANELS: AGE, SEX AND RACE OF PERSONS APPEARING

Race	Males										TOTAL
	10	11	12	13	14	15	16	17	Over 17	Unknown	
Non-Aboriginal	43	79	173	295	417	408	326	309	5	6	2061
Aboriginal	13	20	18	25	24	23	15	5	-	-	143
Unknown	-	-	-	-	-	-	-	-	-	-	0
TOTAL	56	99	191	320	441	431	341	314	5	6	2204

Race	Females										TOTAL
	10	11	12	13	14	15	16	17	Over 17	Unknown	
Non-Aboriginal	3	21	55	139	171	170	137	105	1	1	603
Aboriginal	2	5	9	6	12	11	6	3	1	-	55
Unknown	-	-	-	-	-	-	-	-	-	-	0
TOTAL	5	26	64	145	183	181	143	108	2	1	658

Race	TOTAL										TOTAL
	10	11	12	13	14	15	16	17	Over 17	Unknown	
Non-Aboriginal	46	100	228	434	588	578	463	414	6	7	2664
Aboriginal	15	25	27	31	36	34	21	8	1	-	198
Unknown	-	-	-	-	-	-	-	-	-	-	0
TOTAL	61	125	255	465	624	612	484	422	7	7	2862

PART 5 JUVENILE OFFENDERS, 1 JANUARY - 30 JUNE, 1986

TABLE 5.8 TYPE OF APPREHENSION BY RACE, IN CHILDREN'S COURTS *

Type of Apprehension	Aboriginal		Non-Aboriginal		TOTAL	
	Number	Percentage	Number	Percentage	Number	Percentage
Arrest	109	48.0	508	32.7	617	34.6
Summons	118	52.0	1046	67.3	1164	65.4
TOTAL	227	100.0	1554	100.0	1781	100.0

* Table excludes appearances where the child's race is unknown or where the child was not apprehended, eg. when the appearance was for an application or progress report.

TABLE 5.9 CHILDREN'S COURTS: APPEARANCES BY SECURE CARE, RACE AND D.C.W. REGION

ALL DEFENDANTS

Regional Office	Children's Court Appearances		Remands in Custody		Custodial Remands Where Child is on 1st Court Appearance		Appearances Involving A Detention Order	
	Number	Percentage	Number	Percentage of Court Appearance	Number	Percentage of Custodial Remands	Number	Percentage of Court Appearance
Central Northern	656	36.6	45	6.9	14	35.1	20	3.0
Central Southern	283	15.8	18	6.4	6	33.3	3	1.1
Central Eastern	161	10.1	22	12.2	5	22.7	16	8.8
Central Western	314	17.5	43	13.7	9	20.9	17	5.4
Southern Country	90	5.0	8	8.9	1	12.5	9	10.0
Northern Country	217	12.1	6	2.8	2	33.3	1	.5
Other*	53	3.0	12	22.6	2	16.7	8	15.1
TOTAL	1794	100.0	154	8.6	39	25.3	74	4.1

ABORIGINAL DEFENDANTS

Central Northern	64	28.2	7	10.9	3	42.9	5	7.8
Central Southern	12	5.3	2	16.7	-	-	1	8.3
Central Eastern	18	7.9	4	22.2	1	25.0	4	22.2
Central Western	52	22.9	10	19.2	3	30.0	5	9.6
Southern Country	20	8.8	5	25.0	-	-	3	15.0
Northern Country	55	24.2	3	5.5	-	-	-	-
Other*	6	2.6	1	16.7	-	-	-	-
TOTAL	227	100.0	32	14.1	7	21.9	18	7.9

NON-ABORIGINAL DEFENDANTS

Central Northern	592	37.8	38	6.4	11	28.9	15	2.5
Central Southern	271	17.3	16	5.9	6	37.5	2	0.7
Central Eastern	163	10.4	18	11.0	4	22.2	12	7.4
Central Western	262	16.7	33	12.6	6	18.2	12	4.6
Southern Country	70	4.5	3	4.3	1	33.3	6	8.6
Northern Country	162	10.3	3	1.9	2	66.7	1	0.6
Other*	47	3.0	11	23.4	2	18.2	8	17.0
TOTAL	1567	100.0	122	7.8	32	26.2	56	3.6

* Cases where the race of the accused is unknown are excluded.

PART 5 JUVENILE OFFENDERS, 1 JANUARY - 30 JUNE, 1986

TABLE 5.10 AID PANEL AND COURT APPEARANCES BY DISTRICT OF RESIDENCE

Department for Community Welfare District Where Child Normally Resides	Total Court Appearances	Total Panel Appearances	Number of Appearances Where The Major Charge Was a Serious Crime of Violence	Court and Panel: Total Appearances per 1000 Age Specific Population *
CENTRAL NORTHERN REGION				
Elizabeth	150	254	5	42.7
Salisbury	221	194	1	39.3
Ingle Farm	25	93	-	28.1
Tea Tree Gully	88	157	1	21.3
Enfield	85	99	3	18.9
Windsor Gardens	45	74	1	34.5
Nuriootpa	-	18	-	10.1
Cawler	27	35	3	21.5
Clare	7	55	1	27.8
Total: Central Northern Region	656	979	15	31.1
CENTRAL SOUTHERN REGION				
Marion	62	170	3	26.3
Noarlunga	133	285	2	34.6
Victor Harbor	7	44	1	34.8
Hitcham	50	102	1	18.4
Unley	24	52	-	21.2
Glenside	31	36	-	20.7
Total: Central Southern Region	307	689	7	26.6
CENTRAL EASTERN REGION				
Adelaide	26	22	-	63.1
Campbelltown	78	113	-	20.0
Norwood	27	69	1	17.3
St. Peters	3	2	-	4.6
The Hills	23	72	-	16.9
Total: Central Eastern Region	157	278	2	19.3
CENTRAL WESTERN REGION				
Thebarton	15	125	1	44.5
West Torrens	41	1	1	7.5
Woodville	86	161	3	24.0
Hindmarsh	20	39	2	62.2
Port Adelaide	122	112	6	51.7
Kangaroo Island	2	-	-	3.9
The Parks	28	81	1	47.8
Total: Central Western Region	314	519	14	30.5

TABLE 5.10 (continued)

Department for Community Welfare District Where Child Normally Resides	Total Court Appearances	Total Panel Appearances	Number of Appearances Where The Major Charge Was a Serious Crime of Violence	Court and Panel: Total Appearances per 1000 Age Specific Population *
SOUTHERN COUNTRY REGION				
Berri	17	26	1	14.8
Renmark	7	19	1	24.9
Walkerie	3	13	-	18.9
Mount Gambier	16	70	1	18.8
Millicent	6	12	1	10.6
Naracoorte	12	29	-	15.7
Murray Bridge	29	57	1	18.7
Total: Southern Country Region	90	226	5	17.3
NORTHERN COUNTRY REGION				
Port Pirie	37	40	-	23.9
Peterborough	3	8	-	7.6
Port Augusta	32	52	1	25.8
Whyalla	73	124	-	31.4
Port Lincoln	29	49	-	25.5
Ceduna	13	27	1	37.8
Kadina	19	27	-	27.1
Maitland	1	25	-	19.7
Far North	10	19	-	29.2
Total: Northern Country Region	217	371	2	26.3
INTERSTATE	10	0	0	N/A
EDIFIED PLACE OF RESIDE	34	0	3	N/A
UNKNOWN	9	0	0	N/A
TOTAL	1794	3062	48	26.9

* Rate of appearance excludes cases in which area of residence is interstate, overseas or unknown.

PART 6

APPENDICES

APPENDIX A - EXPLANATORY NOTES ON TABLES

Police Statistics

Tables 2.1 - 2.6 Statistics of Selected Crimes Reported or Becoming Known to Police

For all categories except drugs and fraud, offences are counted for each individual or premises victimized, or for each distinct criminal act. For the drug and fraud category, each charge is counted separately. Attempts are counted as offences, except in the case of attempted murder, which is counted separately.

Specific definitions and counting procedures are contained in the publication A Revised Statistical Collection of Offences Reported or Becoming Known to Police (Canberra: Australian Bureau of Statistics, July 1980).

Blank entries in the tables denote that statistics were not collected for an offence during the period in question. A dash indicates that although statistics were collected, no offences were reported or became known to police during the relevant period.

Tables 2.7 - 2.16 Age and Sex of Alleged Offenders

The term 'alleged offender' describes persons allegedly involved in offences cleared and apprehended by the police during the relevant period. Not all of these people would subsequently have been found guilty of an offence in court. The Police Department's 'clearup rate' is divided into offences 'cleared by charge' and 'cleared otherwise'. An offence is cleared 'by charge' when an information or complaint has been laid against at least one person. In those instances where no action is initiated to have the matter brought to the notice of a court for adjudication or consideration, an offence is counted as 'cleared otherwise'. This includes circumstances involving the death of an offender, the complainant's refusal to prosecute or the death of an essential witness. Offences may be cleared in a period other than that in which they became apparent. For this reason, offences allegedly committed by persons apprehended do not necessarily correspond to those reported or becoming known in any recording period.

Age of offender is at time of apprehension.

Readers should be cautious in comparing those statistics with alleged offender figures for other States, since some other Australian jurisdictions confine offender statistics to persons arrested (i.e. persons reported or summonsed are not included)

Supreme and District Criminal Courts

A. Coverage

Tables 3.1 to 3.36 cover all criminal cases finalised in the Supreme and District Criminal Courts during the reporting period. A matter is finalised when it is removed from the lists of a particular court by being dealt with in that court. Cases transferred to another venue of the same level of court are not regarded as finalised in the transferring court.

B. Definitions

- (i) Offence Categories
Offence categories are based on the Act and Section under which the defendant was charged (see Part C for a detailed list of Acts and Sections in each category).
- (ii) Major Charge
Basically, the major charge is the most serious offence with which the accused was charged. The severity of an offence is determined from the prescribed maximum statutory penalty which can be given. However, if two or more offences have the same maximum statutory penalty, the major offence is the one which actually received the highest penalty.
- (iii) Offence Type
To enable broad comparisons, offences have been grouped into seven major types (see Table 3.1). Tables 3.2 to 3.8 show which specific offence categories are contained in each of these broader types.
- (iv) Pleas and Outcomes
In Tables 3.1 to 3.8, pleas and outcomes for major charges are defined as follows:

• Guilty Plea

Guilty as Charged: The accused pleads guilty to, and is sentenced for, the major charge.

Guilty of Other Offence: The accused pleads guilty to, and is sentenced for, an offence other than the major charge. In this type of case, the major charge is not proceeded with, but nor is a nolle prosequi entered by the Crown.

. Not Guilty Plea (Trial)

Guilty as Charged: The accused pleads not guilty, goes to trial, is found guilty of the major charge and sentence is handed down.

Guilty of Lesser: The accused is found not guilty of the major charge (e.g. murder) but guilty of a lesser offence (e.g. manslaughter) and a sentence is handed down.

Guilty of Other Offence: The accused is found not guilty of the major charge (e.g. rape) but is found guilty as charged of another offence (e.g. indecent assault). In these cases, the accused has been charged with a number of offences, has been acquitted of the major charge but still has been found guilty of another less serious offence.

Not Guilty on Grounds of Insanity: The accused has been found not guilty of the major charge (e.g. murder) on grounds of insanity. However, the accused is then detained at the Governor's pleasure, until such time that it is determined that he or she is fit to be released.

Acquitted: The accused has pleaded not guilty, gone to trial and been acquitted on all charges.

. No Plea (Crown Enters a Nolle Prosequi on the major charge)

Guilty of Other Offence: The Crown has entered a nolle prosequi to the major charge (e.g. possess indian hemp for sale) but the accused has been convicted of, or has pleaded guilty to another less serious charge (eg. possess indian hemp).

Accused Discharged: The Crown has entered a nolle prosequi to all charges and the accused has been discharged.

Other outcomes which can occur are:

- . the accused died;
- . no verdict taken;
- . the accused is found unfit to plead;

- . a 'hung jury' i.e. the jury was unable to return a verdict;
- . a juvenile defendant is referred to a Children's Court;
- . the court finds it has no jurisdiction in the matter.

However cases with these outcomes are not included in tables 3.1 to 3.8.

(v) Plea

Pleas in tables 3.1 to 3.8 are at the hearing where the case outcome was decided.

A defendant can plead:

- . guilty, in which case he or she appears in a Higher Court for sentence;
- . not guilty - a trial takes place;
- . no plea - if the Crown enters a nolle prosequi, accused died, etc.

(vi) Penalty

Once a defendant has been found guilty, the following penalties - listed in order of severity - can be imposed:

- . immediate imprisonment;
- . suspended imprisonment;
- . bond with supervision;
- . bond without supervision;
- . community service order;
- . suspension of driver's licence;
- . monetary fine;
- . sentenced to the rising of the court;
- . order.

Defendants can also be referred to a Children's Court for sentencing. These cases are not included in the outcome and penalty tables. On rare occasions a conviction may occur but a successful appeal is lodged prior to a penalty being set. Such cases are included in the outcome tables but excluded from the penalty tables.

(vii) Major Penalty

The major penalty is the most severe penalty handed down.

(viii) Total Sentence

The total sentence is the overall period of imprisonment imposed on the defendant for all the charges convicted. Prison sentences can be either cumulative (i.e. one commences when the other expires) or concurrent (i.e. two or more

served at the same time). A sentence also can be served at the expiration of a current sentence already being served.

- (ix) Non-Parole Period
When a prison sentence is given, the judge may also specify a period the prisoner must serve before being eligible for parole.
- (x) Lower Court
Refers to Courts of Summary Jurisdiction.
- (xi) Higher Court
Refers to Supreme and District Criminal Courts.

C. Offence Categories

As mentioned in B(i) above, the Office codes the Act and Section for each charge finalised in a Supreme or District Criminal Court. In some instances, it uses further sub-categories to distinguish particular subsections or to provide information on the characteristics of the victim (i.e. age-group, sex), relationship between victim and offender, type of premises victimised, type of weapon used, etc. Offence-categories used in Tables 3.2 to 3.16 correspond roughly to these codes, but in some instances a single category includes two or more Acts and Sections (e.g. 'Other Assault' includes both CLCA 39 - Common Assault - and CLCA 43 - Assault With Intent to Resist Apprehension). Use of these broader categories means that in some instances, detail coded by the Office cannot be included in the tables - however readers are welcome to make special requests for such information. The table below shows the Acts and Sections included in each printed category, and also lists the other details coded by the Office. Legislative Acts are denoted by the following abbreviations:

BANK.A. - Commonwealth Bankruptcy Act, 1966-1985.
BBKS.A. - Commonwealth Bounty Books Act, 1969.
CCRD.A. - S.A. Consumer Credit Act, 1972-1980.
CLCA - S.A. Criminal Law Consolidation Act, 1935-1975.
CONS.A. - S.A. Consumer Transactions Act, 1973.
CRIM.A. - Commonwealth Crimes Act, 1914.
CSUB.A. - S.A. Controlled Substances Act, 1984.
CUST.A. - Commonwealth Customs Act, 1901-1973.

FARM.A. - S.A. Firearms Act, 1980.
FHOM.A. - Commonwealth First Homeowner's Act, 1983.
FPOL.A. - Commonwealth Federal Police Act, 1979-1985.
HLTH. I. - Commonwealth Health Insurance Act, 1973.
KIDN.A. - S.A. Kidnapping Act, 1960-1971.
MARR.A. - Commonwealth Marriage Act, 1961.
MINE.A. - S.A. Mining Act, 1971-1983.
MV.A. - S.A. Motor Vehicles Act, 1959-1975.
NPDA - S.A. Narcotic and Psychotropic Drugs Act, 1934-1974.
PASP.A. - Commonwealth Passports Act, 1938.
POFF.A. - S.A. Police Offences Act, 1953-1975.
PRIS.A. - S.A. Prisons Act, 1936-1975.
QUAR.A. - Commonwealth Quarantine Act, 1908-1985.
RESB.A. - Commonwealth Reserve Bank Act, 1959-1980.
ROAD.A. - S.A. Road Traffic Act, 1961-1975.
SSEC.A. - Commonwealth Social Security Act, 1974-1983.

Most attempted felonies are dealt with under Section 270 of the Criminal Law Consolidation Act. Generally speaking, tables 3.2 to 3.16 group attempts with the offence attempted (eg. an attempted armed robbery is grouped with armed robbery). Similarly, inciting the commission of an offence, which is itself a Common Law offence, is included in the category of the offence incited, rather than being listed separately in this Appendix.

<u>Category in printed tables</u>	<u>Relevant Acts and Sections (and offence descriptions) included in category</u>	<u>Additional details coded but not included in printed tables</u>
<u>A - OFFENCES AGAINST THE PERSON</u>		
MURDER	CLCA 11 (Murder)	Sex of victim; Whether offender's and victim's surnames were identical.
MANSLAUGHTER	CLCA 13 (Manslaughter)	Sex of victim; Whether offender's and victim's surnames were identical.
CAUSE DEATH BY DANGEROUS DRIVING	CLCA 14 (Cause death by negligent driving)	-
OTHER HOMICIDE	CLCA 12 (Conspiracy to murder)	Sex of victim; Whether offender's and victim's surnames were identical.
ATTEMPTED MURDER	CLCA 18 (Attempted murder)	Sex of victim; whether offender's and victim's surnames were identical.
WOUND OR ASSAULT GRIEVOUS BODILY HARM	CLCA 21 (Wound with intent to cause grievous bodily harm)	Sex of victim; Whether offender's and victim's surnames were identical.
	CLCA 23 (Assault causing grievous bodily harm)	Sex of victim; Age-group of victim; Whether offender's and victim's surnames were identical.

<u>Category in printed tables</u>	<u>Relevant Acts and Sections (and offence descriptions) included in category</u>	<u>Additional details coded but not included in printed tables</u>
ASSAULT (CAUSING ACTUAL BODILY HARM)	CLCA 34 (Set traps etc. with intent to cause grievous bodily harm) CLCA 40 (Assault causing actual bodily harm)	Sex of victim; Age-group of victim; Whether offender's and victim's surnames were identical.
OTHER ASSAULT	CLCA 39 (Common assault)	Sex of victim; Whether victim's and offender's surnames were identical.
OTHER OFFENCES (AGAINST THE PERSON)	CLCA 43 (Assault with intent to resist apprehension obstruct peace officer or commit a felony)	-
	CLCA 38 (Injure by negligent driving)	-
	CLCA 80 (Child Stealing)	-
	CLCA 84 (Arson - person therein)	-
	KIDN.A 3 (Threaten life)	Sex of victim; Age-group of victim.
	COMMON LAW - unlawful detention	
	- Affray: riot in public place	-
	- Conceal dead body	-

<u>Category in printed tables</u>	<u>Relevant Acts and Sections (and offence descriptions) included in category</u>	<u>Additional details coded but not included in printed tables</u>
<u>B. ROBBERY AND EXTORTION</u>		
ROBBERY WITH FIREARM ROBBERY WITH OTHER WEAPON ROBBERY IN COMPANY	CLCA 158 (Armed robbery)	Type of weapon; Whether robbery was in company or with violence; Whether bank or other premises victimized.
ROBBERY WITH VIOLENCE	CLCA 155 (Robbery from person)	Whether robbery was with violence
	CLCA 158 (Armed Robbery)	Whether bank or other premises victimized; whether firearm used.
CONSPIRACY TO ROB	COMMON LAW - Conspiracy to rob	-
ASSAULT WITH INTENT TO ROB	COMMON LAW - Assault with intent to rob	-
OTHER (ROBBERY) OFFENCES	CLCA 156 (Assault with intent to rob)	-
	CLCA 160 (Demand money with menaces or by force)	-
<u>C. SEXUAL OFFENCES</u>		
RAPE OF FEMALE RAPE OF MALE	CLCA 48 (Rape or Attempted Rape)	Age-group of victim; Whether actual or attempted

<u>Category in printed tables</u>	<u>Relevant Acts and Sections (and offence descriptions) included in category</u>	<u>Additional details coded but not included in printed tables</u>
ATTEMPTED RAPE		
UNLAWFUL SEXUAL INTERCOURSE WITH PERSON UNDER 12	CLCA 49 (Unlawful sexual intercourse)	Sex of victim; Whether offender was a guardian; Whether victim was mentally defective
ATTEMPTED UNLAWFUL SEXUAL INTERCOURSE WITH PERSON UNDER 12		
UNLAWFUL SEXUAL INTERCOURSE WITH PERSON 12 to 16		
OTHER UNLAWFUL SEXUAL INTERCOURSE		
INDECENT ASSAULT OF A PERSON UNDER 12	CLCA 56 (Indecent assault)	Sex of victim;
INDECENT ASSAULT OF A PERSON 12 TO 16		
OTHER INDECENT ASSAULT		
GROSS INDECENCY	CLCA 58 (Act of gross indecency with person under 16)	Sex of victim.
INCEST	CLCA 72 (Incest)	Sex of victim; Age-group of victim; whether actual or attempted
OTHER (SEXUAL) OFFENCES	CLCA 25 (Choke/assault to commit rape)	-

<u>Category in printed tables</u>	<u>Relevant Acts and Sections (and offence descriptions) included in category</u>	<u>Additional details coded but not included in printed tables</u>
	CLCA 43 (Assault with intent to commit rape) CLCA 59 (Abduction) CLCA 63 (Procure person for prostitution) CLCA 65 (Permit person under 17 to commit unlawful sexual intercourse)	- Sex of victim - -
<u>D. DRUG OFFENCES</u>		
HEROIN - Importing Offences	CUST.A 233 (Importing, conspiracy to import, possess prohibited import - namely heroin)	Whether import or possess prohibited import
- Sell - Possess for Sale - Other	NPDA 5	Type of drug Whether trade or sell, possess for sale, manufacture cultivate, possess or use, possess instruments
HASHISH - Sell - Possess for sale - Other		
INDIAN HEMP	- COMMON LAW (conspiracy to trade in Indian Hemp)	

<u>Category in printed tables</u>	<u>Relevant Acts and Sections (and offence descriptions) included in category</u>	<u>Additional details coded but not included in printed tables</u>
- Sell	CSUB.A 32 (Sell or administer Indian Hemp) NPDA 5	Whether amount above or below prescribed amount
- Possess for sale	CSUB.A 32 (Possess Indian Hemp for sale) NPDA 5	Whether above or below the prescribed amount
- Cultivate		
- Other	CSUB.A 31 (Possess Indian Hemp)	-
OTHER DRUG		
- Sell		
- Possess for sale	CSUB.A 432 (Possess amphetamine for sale)	Whether above or below prescribed amount
- Other	NPDA 5	Type of drug; Whether trade or sell, possess for sale, manufacture, cultivate, possess or use, possess instruments.
	CLCA 131 Larceny (of drug)	-
	CUST.A 233 (Possess a prohibited import)	Type of drug.
FORGE OR UTTER PRESCRIPTION	NPDA 9 (Forge and/or utter prescription for drug)	Whether offence forging or uttering, altering or obtaining prescription by false representation.

<u>Category in printed tables</u>	<u>Relevant Acts and Sections (and offence descriptions) included in category</u>	<u>Additional details coded but not included in printed tables</u>
<u>E. FRAUD AND DECEPTION</u>		
FORGE AND UTTER	CLCA 214 (Forge and utter)	Whether offence was forging or uttering; Whether deeds or other documents were forged.
	RESB. A 51 (Make/possess forged Australian banknote)	-
CONSPIRACY TO DEFRAUD	COMMON LAW (Conspiracy to defraud)	-
EMBEZZLEMENT AS A SERVANT	CLCA 176 (Embezzlement or larceny as a servant)	Whether embezzlement or larceny
FALSIFICATION OF ACCOUNTS	CLCA 178 (Falsification of accounts)	-
	CLCA 190 (Falsification of accounts by a company director)	-
LARCENY AS A SERVANT	CLCA 176 (Embezzlement or larceny as a servant)	Whether embezzlement or larceny
FRAUDULENT CONVERSION	CLCA 184 (Fraudulent conversion)	-
	CRIM.A 71 (Fraudulent conversion of Commonwealth property)	-
	CRIM.A 86 Conspiracy to defraud Commonwealth	-

<u>Category in printed tables</u>	<u>Relevant Acts and Sections (and offence descriptions) included in category</u>	<u>Additional details coded but not included in printed tables</u>
FALSE PRETENCES	CLCA 195 (False pretences)	Whether false pretences involved cheques, bankcards, credit cards or other activities.
OTHER (FRAUD) OFFENCES	BANK.A 269 (Obtain credit without disclosing bankruptcy) BANK.A 270 (Fail to keep proper book of accounts) BANK.A 271 (Cause bankruptcy by hazardous speculation) BBKS.A 17 (Obtain bounty not payable) CCRD.A 57 (Make false statement to obtain credit) CLCA 189 (Company director, fraudently appropriate document) CLCA 234 (Demand property upon forged instruments) CLCA 235 (Forgery - other) HLTH. I. 129 (False Document, Medibank fraud) CRIM. A.29 (Imposition)	- - - - - - - - -

<u>Category in printed tables</u>	<u>Relevant Acts and Sections (and offence descriptions) included in category</u>	<u>Additional details coded but not included in printed tables</u>
	<p>CRIM.A 67 (Forge Commonwealth document)</p> <p>CRIM.A 72 (Falsification of books, records by officers)</p> <p>CONS.A 35 (Sell goods subject to mortgage consumer lease)</p> <p>FHOM.A 38 (Make false statement)</p> <p>HLTH.I 129 (Make false statement)</p> <p>PASP.A 10 (Make false statement on passport)</p> <p>RESB.A 49 (Possess counterfeit bank note)</p> <p>SSEC.A 138 (Make false statement on application for benefit)</p>	<p>-</p> <p>-</p> <p>-</p> <p>-</p> <p>-</p> <p>-</p> <p>-</p>

<u>Category in printed tables</u>	<u>Relevant Acts and Sections (and offence descriptions) included in category</u>	<u>Additional details coded but not included in printed tables</u>
<u>F. BREAK AND ENTER</u> BURGLARY/ ATTEMPTED BURGLARY BREAK AND ENTER DWELLING BREAK AND ENTER DWELLING WITH INTENT TO STEAL BREAK AND ENTER OTHER PREMISES BREAK AND ENTER OTHER PREMISES WITH INTENT TO STEAL POSSESS HOUSE- BREAKING IMPLEMENTS	CLCA 168 (Burglary) CLCA 169 (Enter dwelling in night with intent) CLCA 170 (Break and enter) CLCA 171 (Break and enter with intent to steal) CLCA 170 (Break and enter) CLCA 171 (Break and enter with intent to steal) CLCA 172 (Possess house-breaking implements at night)	Whether actual or attempted. Type of premises victimized. Type of dwelling victimized. Type of premises victimized. Type of premises victimized. Type of premises victimized. Whether possess at night; whether a second or subsequent offence; whether disguised with intent to commit a felony
<u>G. OTHER OFFENCES</u> ARSON ARSON RELATED OFFENCES	CLCA 84 (Arson) CLCA 85 (Arson of other buildings) CLCA 86 (Arson of goods in or near building) CLCA 87 (Attempted arson) CLCA 88 (Arson of crops, fences, etc)	Whether arson of building; goods in or near building or other type of premises; type of premises Whether school or other premises involved

<u>Category in printed tables</u>	<u>Relevant Acts and Sections (and offence descriptions) included in category</u>	<u>Additional details coded but not included in printed tables</u>
MALICIOUS DAMAGE	<p>CLCA 90 (Place inflammable material with intent)</p> <p>CLCA 94 (Attempt to destroy building with explosives).</p> <p>CLCA 110 (Attempt to destroy, damage train, rolling stock)</p> <p>CLCA 126 (Malicious damage)</p>	<p>-</p> <p>-</p> <p>-</p> <p>Whether at night or at other time; whether premises an Education Department or other school; means used</p>
LARCENY OF MOTOR VEHICLE	CLCA 131 (Larceny)	Type of vehicle stolen.
LARCENY - SHOP THEFT	CLCA 131	-
OTHER LARCENY	<p>CLCA 131 (Larceny)</p> <p>CLCA 132 (Larceny as a Bailee)</p> <p>CLCA 134 (Larceny after previous conviction of a felony)</p> <p>CLCA 135 (Larceny after previous conviction for a misdemeanor)</p> <p>CLCA 136 (Stealing cattle, sheep or horses)</p>	<p>Type of property stolen; Whether simple larceny, larceny from person, larceny as bailee or unspecified</p> <p>-</p> <p>-</p> <p>-</p>

<u>Category in printed tables</u>	<u>Relevant Acts and Sections (and offence descriptions) included in category</u>	<u>Additional details coded but not included in printed tables</u>
	CLCA 137 (Kill cattle, sheep or horses with intent to steal carcase)	-
	CLCA 138 (Steal deer etc. in enclosed land)	-
	CLCA 139 (Steal dogs)	-
	CLCA 140 (Take reward for restoring stolen animals)	-
	CLCA 141 (Kill pigeon, doves etc.)	-
	CLCA 142 (Steal/possess stolen birds, or animals)	-
	CLCA 144 (Steal bonds, bills, notes etc.)	-
	CLCA 145 (Steal/destroy deeds, wills)	-
	CLCA 146 (Steal court records)	-
	CLCA 147 (Steal material fixed to house/land)	-
	CLCA 148 (Steal trees etc. in pleasure ground)	-
	CLCA 149 (Steal trees etc.)	-
	CLCA 150 (Steal/destroy fence, gates)	-
	CLCA 151 (Steal/Destroy plants etc.)	-

<u>Category in printed tables</u>	<u>Relevant Acts and Sections (and offence descriptions) included in category</u>	<u>Additional details coded but not included in printed tables</u>
	CLCA 152 (Larceny ore, metal, precious stones) CLCA 153 (Fraud, remove ore, etc. from mines) CLCA 154 (Stealing electricity) CLCA 155 (Larceny from person)	- - - -
RECEIVING	CLCA 173 (Larceny in a dwelling) CLCA 196 (Receiving) CLCA 197 (Receiving goods stolen interstate)	Type of dwelling - Whether receiving goods stolen interstate or other
ACCESSORY BEFORE OR AFTER THE FACT	CLCA 267 (Accessory before the fact) CLCA 268 (Accessory after the fact)	Whether before or after the fact; If after the fact whether homicide involved.
OTHER OFFENCES	COMMON LAW - Misprision of a felony - Other conspiracy - Tamper with witness CLCA 114 (Kill or injure cattle) CLCA 118 (Set fire to ship) CLCA 233 (Falsely acknowledge recognisance) CLCA 239 (Perjury or subornation)	Part of Common law infringed - - - -

<u>Category in printed tables</u>	<u>Relevant Acts and Sections (and offence descriptions) included in category</u>	<u>Additional details coded but not included in printed tables</u>
	CLCA 269 (Aid or abet misdemeanor)	-
	CRIM.A 30 (Steal Commonwealth property)	-
	CRIM.A 43 (Attempt to pervert justice)	-
	CRIM.A 71 (Stealing Commonwealth property)	-
	FARM.A 23 (Possess unregistered firearm)	-
	FPOL.A 64 (Resist arrest)	-
	MARR.A. 94 (Bigamy)	-
	MINE.A 74 (Illegal mining)	-
	MV.A. 91 (Drive whilst disqualified)	-
	MV.A 102 (Drive unregistered motor vehicle)	-
	PRIS. A 31 (Escape from prison hospital)	-
	PRIS. A 58 (Escape from gaol or labour prison)	-
	POFF. A 6 (Assault police)	-
	POFF. A 7 (offensive language in public place)	-
	POFF.A 15 (Unlawfully carry firearm)	-

<u>Category in printed tables</u>	<u>Relevant Acts and Sections (and offence descriptions) included in category</u>	<u>Additional details coded but not included in printed tables</u>
	<p>POFF.A 17 (Unlawfully on premises)</p> <p>POFF. A 41 (Unlawful possession of personal property)</p> <p>POFF.A 43 (Wilful damage of property)</p> <p>POFF.A 75 (Refuse name to police)</p> <p>POFF. A 83 (Escape police custody)</p> <p>ROAD. A 44 (Unlawful use of motor vehicle)</p> <p>ROAD. A 45 (Careless driving)</p> <p>ROAD. A 46 (Drive in manner dangerous)</p> <p>ROAD. A 47 (Drive with P.C.A. over 0.15)</p> <p>ROAD. A 49 (Exceed speed limits in defined areas)</p>	<p>-</p> <p>-</p> <p>-</p> <p>-</p> <p>-</p> <p>-</p> <p>-</p> <p>-</p> <p>-</p> <p>-</p>

D. Tables

Tables 3.1 - 3.8 Case Outcome and Major Charge

For each court appearance which was finalised during the six-month period covered in this report, only the outcome for the major charge is recorded (see earlier definition of major charge).

Each table refers to appearances by individual defendants. For example, if four co-defendants were tried and convicted jointly for an offence which they committed together, each would be recorded separately in the case outcome and sentencing tables. An individual tried or sentenced for different sets of charges on two separate occasions within the same reporting period would be recorded twice.

Table 3.1 is a summary and tables 3.2 - 3.8 give a breakdown for each offence type.

Tables 3.9 - 3.16 Major Penalty for Major Charge Convicted, and Average Head Sentence

The major charge convicted is the charge for which the highest penalty was received. (See Section B(vi) for the severity of penalties) If two or more offences received the same penalty, the major charge convicted is the one with the highest penalty in the statutes. If statutory penalties are the same, the first charge on the information is selected. Major charge convicted is not always the same as major charge (see Section B(ii)) because some accused are convicted of an 'other' or a 'lesser' offence.

Table 3.9 is a summary table of major penalties for major charges convicted (if any).

Tables 3.10 - 3.16 give a detailed breakdown of the major penalties for each offence type convicted. Each of these tables, and Table 3.9 (the summary), also shows how many convictions were for:

- the Major Charge: The accused has been convicted on the major charge and the major penalty refers to this charge.
- a Lesser Offence: The accused has been acquitted on the major charge (eg. murder) but found guilty of lesser offence (eg. manslaughter).
- an 'Other' Offence: The accused has been found guilty of a less serious offence and the major charge was not proceeded with, he or she received a not guilty verdict, or the Crown entered a nolle prosequi.

Major penalty tables are grouped according to the major charge convicted. This need not necessarily be the same offence type as the major offence charged, because an accused can be found guilty of an 'other' or a 'lesser' offence (eg. major charge injure by negligent driving, convicted of driving in a manner dangerous). As a result, numbers of convictions in outcome tables are not always equal to numbers in penalty tables for that offence type.

The major penalty is defined as the most serious penalty handed down. For example, if the accused received a six-month suspended sentence and was placed on a two-year bond and received a fine for the major offence the major penalty would be the suspended sentence, and only this penalty would be included in the table.

Note, however, that the 'average head sentence' in tables 3.9 to 3.16 refers only to the head sentence for the major charge convicted. However, 'cumulative' head sentences are included in table 3.17, which shows cases where the total imprisonment was greater than the imprisonment for the major change convicted.

Table 3.17

Tabulates cases involving prison sentences where the total head sentence handed down for all charges exceeded the head sentence imposed for the major charge convicted.

Table 3.18 tabulates non-parole periods and total terms of imprisonment (head sentence) for all charges. Note that the head sentence and the non-parole period are for the total sentence, not just the sentence for the major charge convicted.

Tables 3.19 - 3.22 Sex, Age, Occupation, Marital Status and Country of Birth of the Accused

For each accused, only one entry is made in each of these tables. For birthplace, a high percentage is in the category 'Australia Unspecified'. This denotes that the accused is born in Australia, but that the particular state was not recorded. Age is at date of alleged offence. Occupation and marital status are at date charged.

Table 3.23 Prior Convictions

For each accused, a summary is given of the number of previous convictions and the number who have previously been imprisoned.

Tables 3.24 and 3.25 Bail Status, and Plea of the Accused

These two tables are based on one entry for each accused. The bail status set at the final committal hearing is given since this is the most clearly and accurately recorded entry on bail in Higher Court files. The plea of the accused was the final plea entered at a Higher Court appearance, but if the accused changed plea from not guilty to guilty during the proceedings, this also is noted.

Table 3.26 and 3.27 Final Plea and Month Case Finalised for the Supreme and District Criminal Courts

The month of court disposition is the month in which the case was disposed of (ie. the accused sentenced, acquitted, etc.). The disposition month is not necessarily the court session month, since most defendants are remanded for sentence after being found guilty. The totals for each month are also broken down according to the final plea entered.

Tables 3.28 and 3.29 Duration of Proceedings

These two tables analyse the average duration of each stage of court proceedings for cases finalised in Higher Criminal Courts. Table 3.28 encompasses cases finalised in the Supreme Court while 3.29 analyses District Court matters.

Times spent on committal hearings in Courts of Summary Jurisdiction are given by 'First Lower Court Appearance to Committal for Trial/Sentence' column. When a case is committed to a Higher Court, it always is listed for the next session of that court. However, due to non-availability of witnesses, court timetables, etc., it may be deferred (made a 'remanet') to the next session. The time elapsed from the committal day until the accused's first actual appearance in the Higher Court is covered by the entry 'Committed for Trial/Sentence to First Higher Court Appearance'.

These tables also include statistics on cases involving not guilty pleas which went to trial. The length of the trial is based on the calendar difference between the date the trial began and the

date it ended. This duration does not always equal the actual number of days of the trial, because trials can adjourn over weekends, etc.. Another trial statistic - 'If Guilty, Trial Ends to Sentence Imposed' - shows the time the accused found guilty spent awaiting sentence while presentence reports, etc. were being prepared and considered by the Judge.

Two further durations are given. 'First Higher Court Appearance to Case Finalised' gives the total time spent in the Higher Court, and 'Total Time From First Lower Court Appearance to Case Finalised' gives the total time spent in the judicial system from the defendant's first appearance in the Lower Court until the case was finalised in a Higher Court.

Cases involving defendants who absconded during any part of the court proceedings have been excluded from these tables. Their inclusion would give unrealistically high durations for segments of the court proceedings. Cases which involved no plea also have been excluded.

Correctional Services

Table 4.1 Persons Received into Custody

Only new admissions to prison from outside the system by remand or sentenced prisoners are recorded. The table does not include change of status admissions or new sentences commenced by currently serving prisoners.

Table 4.2 Daily Averages in Custody

This table gives a snapshot of the total prison population for each day, averaged over the six-monthly period. The daily averages are rounded to the nearest whole number.

Table 4.3 Persons in Custody at End of Period

This table contains a snapshot of the total gaol population at the end of the reporting period.

Table 4.4 Persons Discharged From Custody by Form of Discharge

The reasons for a prisoner being released from prison are tabulated. However, the table does not distinguish discharges of prisoners on remand from discharges of prisoners under sentence. Transfers to other prisons within the State are not counted as discharges. Table 4.4 also breaks down the 'sentence served' category to show whether the person initially had been in gaol because of a monetary warrant.

Table 4.5 Persons Received into Custody by Offence Charged

This table is based on all new episodes on remand or under sentence commenced in South Australian gaols. It includes both new admissions and further sentences commenced by prisoners whose current sentence has expired. In the case of sentenced persons with multiple offences, only the most serious offence category is shown.

Tables 4.6 - 4.8 Persons Received into Custody by Age, Race and Employment Status

Based on all new receptions throughout the reporting period. 'Age' refers to the prisoner's age at the date of the census. Unlike table 4.5, there is no double-counting in these tables.

Tables 4.9 and 4.10 Persons Placed Under Supervision or on Community Service Order

Table 4.9 shows the number of offenders who were placed on probation, community service orders, or parole during the reporting period. Statistics are on actual placements rather than distinct persons, so if a person is placed on probation twice during the period covered by this publication there will be two entries. Probation, community service orders or parole are types of agreements between an offender and a Court or the Parole Board requiring that the offender abide by one or more conditions. Probation and community service orders are often used as alternative penalties to a fine or imprisonment whereas parole allows prisoners to be released from prison to complete their sentences under the supervision of a parole officer. Table 4.10 gives the number of persons under supervision on the last day of the period.

Table 4.11 Probation, Parole and Community Service Order Cases Completed by Type of Case Completion

This table refers to all cases completed during the period covered by the publication. The reason for probation, parole and community service orders being completed is shown. 'Expired' is when the period of probation, parole or community service order is over. If a person estreats or breaks a condition of the probation, parole or community service order, he or she goes to court where the probation, parole or community service order may be revoked.

Juvenile Offenders

Table 5.1 Courts and Panels, Type of Offence and Where Appeared

Data in Table 5.1, and other tables in this section, have been supplied by the Department for Community Welfare. The Children's Protection and Young

Offenders Act, 1979, provides two procedures for dealing with children alleged to have committed a criminal offence. The child can appear before a Children's Aid Panel or a Children's Court. However, there are the following exceptions:

- children charged with homicide must appear before a Supreme Court;
- children charged with indictable offences and pleading not guilty may request trial by jury in an adult court (see Section 46 of Act);
- children over 16 years of age charged with offences under the Motor Vehicles Act or the Road Traffic Act must appear before a Children's Court;

under Section 47, the Attorney-General may apply that a child who allegedly has committed a particularly grave offence, or already has been found guilty of more than one serious offence, should appear before an adult court.

For all other cases a Screening Panel, comprised of a member of the Police Force and an officer of the Department for Community Welfare, meets to decide whether the Court or Aid Panel option will be used. If the Screening Panel cannot agree, the decision is made by a Judge or Special Magistrate. Children originally scheduled to appear before an Aid Panel, but who deny the charges, automatically are referred to a Children's Court.

Table 5.1 summarises the number of juveniles appearing before Children's Courts or Children's Aid Panels, and the type of major charge. The numbers in the tables represent enumerations of appearances where a case was finalised, not individuals: some individuals may have appeared on more than one occasion. Appearances for charges of neglect, truancy, breach of bond, and applications are no longer included in the tables.

Table 5.2 and 5.3 Children's Court and Panel: Appearances by Offence and Outcome

Both offence and outcome categories have been determined by Department for Community Welfare researchers.

Tables 5.4 - 5.7 Sex, Age, Employment Status and Race for Courts and Panels

Age and employment status are at the time of appearance. The classification 'aboriginal' has been assigned by social workers, not by individuals themselves.

Table 5.8 Type of Apprehension by Race, in Children's Court

The mode of apprehension - by arrest or summons - is given for aboriginal and non-aboriginal people appearing in the Children's Court only (panel appearances not included).

Table 5.9 Children's Courts: Appearances by Secure Care, Race and Department for Community Welfare Region

Entries in this table refer to the region where the young person resided at the time of the court appearance. Readers should contact the Office of Crime Statistics for detailed information on geographical locations of offices and regions. For each D.C.W. regional office, the table shows the number and percentage of appearances resulting in a detention order.

Tables 5.10 Aid Panel and Court Appearance by District of Residence

The number of court and panel appearances are given for children normally residing in each D.C.W. district. The number of appearances where the major charge was a serious crime of violence is also given.

'Serious Crimes of Violence' can include the following:

- . murder;
- . attempted murder;
- . manslaughter;
- . cause death by negligent driving;
- . malicious wounding;
- . inflict greivous bodily harm;
- . assault occasioning actual bodily harm;
- . rape;
- . attempted rape;
- . robbery;
- . assault with intent to rob;
- . demand money with menaces.

APPENDIX B - SELECTED BIBLIOGRAPHY OF CRIMINAL JUSTICE
STATISTICAL PUBLICATIONS

South Australia

Annual Report of the Commissioner of Police
South Australian Police Department.
(South Australian Government Printer).

Offences Becoming Known to Police and Cases Cleared
Published quarterly, South Australian Government Gazette
(South Australian Government Printer).

Higher Criminal Courts
Australian Bureau of Statistics

Annual Report of the Department of Correctional Services
Department of Correctional Services
(South Australian Government Printer)

Annual Report of the Department for Community Welfare
Department for Community Welfare
(South Australian Government Printer)

Interstate and Australia

Victoria Police Annual Report
(Victorian Government Printer)

Victoria Police - Statistical Review of Crime
(Victorian Government Printer)

Court Statistics of New South Wales
New South Wales Bureau of Crime Statistics and Research (New
South Wales Government Printer)

Statistics of Higher Criminal Courts, New South Wales
Australian Bureau of Statistics

Prison Statistics, New South Wales
Australian Bureau of Statistics

Law and Order, Queensland
Australian Bureau of Statistics

Public Justice, Tasmania
Australian Bureau of Statistics

Prison Statistics, Tasmania
Australian Bureau of Statistics

Law, Order and Public Safety in Western Australia
Australian Bureau of Statistics

Crime and Justice - Social Indicators, Australia
Australian Bureau of Statistics, 1980

Crime Victims, General Social Survey, Australia
Australian Bureau of Statistics, 1975

Victims of Crime, Australia, 1983
Australian Bureau of Statistics, 1986

Commonwealth Police Force Annual Report
(Commonwealth Government Printer)

The Size of the Crime Problem in Australia
S. Mukherjee et al Australian Institute of Criminology
(Canberra, 1987)

Australian Prisoners 1985 J. Walker and D. Biles,
Australian Institute of Criminology (Canberra, 1986)

Australian Community-Based Corrections 1985-86 J. Walker
and D. Biles Australian Institute of Criminology
(Canberra, 1986)

Source Book of Australian Criminal and Social Statistics,
1900-1980
Satyanshu K. Mukherjee, E. Jacobsen and J. Walker,
Australian Institute of Criminology (Canberra, 1981).

Overseas

Uniform Crime Reports for the United States
Federal Bureau of Investigation, United States Department
of Justice, Washington D.C.

Criminal Statistics, England and Wales
Secretary of State, Her Majesty's Stationery Office

Statistical Handbook
Canadian Criminal Justice, Solicitor General, Canada.

APPENDIX C - PUBLICATIONS OF THE SOUTH AUSTRALIAN
OFFICE OF CRIME STATISTICS (June, 1987)

Series 1: Crime and Justice in South Australia
- Quarterly Reports

- Vol. 1 No. 1 Report for the Period Ending 31st December, 1978 (February, 1979)
- Vol. 1 No. 2 Report for the Period Ending 31st March, 1979 (June, 1979)
- Vol. 1 No. 3 Report for the Period Ending 30th June, 1979 (September, 1979)
- Vol. 2 No. 1 Report for the Period Ending 30th September, 1979 (December, 1979)
- Vol. 2 No. 2 Report for the Period Ending 31st December, 1979 (March, 1980)
- Vol. 2 No. 3 Report for the Period Ending 31st March, 1980 (July, 1980)
- Vol. 2 No. 4 Report for the Period Ending 30th June, 1980 (September, 1980)
- Vol. 3 No. 1 Report for the Period Ending 30th September, 1980 (December, 1980)
- Vol. 3 No. 2 Report for the Period Ending 31st December, 1980 (May, 1981)
- Vol. 3 No. 3 Report for the Period Ending 31st March, 1981 (July, 1981)
- Vol. 3 No. 4 Report for the Period Ending 30th June, 1981 (September, 1981)

Series 11: Summary Jurisdiction and Special Reports

- No. 1 Homicide in South Australia: Rates and Trends in Comparative Perspective (July, 1979)
- No. 2 Law and Order in South Australia: An Introduction to Crime and Criminal Justice Policy (First Edition) (September 1979).
- No. 3 Robbery in South Australia (February, 1980)

- No. 4 Statistics from Courts of Summary Jurisdiction:
Selected Returns from Adelaide Magistrate's Court:
1st January - 30th June, 1979 (March, 1980)
- No. 5 Statistics from Courts of Summary Jurisdiction:
Selected Returns from South Australian Courts:
1st July - 31st December, 1979 (September, 1980)
- No. 6 Statistics from Courts of Summary Jurisdiction:
Selected Returns from South Australian Courts:
1st January - 30th June, 1980 (December, 1980)
- No. 7 Statistics from Courts of Summary Jurisdiction:
Selected Returns from South Australian Courts:
1st July - 31st December, 1980 (September, 1981)
- No. 8 Statistics from Supreme Court and District Criminal
Courts: 1st July 1980 - 30th June, 1981
(November, 1981)
- No. 9 Homicide and Serious Assault in South Australia
(November, 1981)

Series A: Statistical Reports

Odd numbered reports (1-19): Statistics from Criminal
Courts of Summary Jurisdiction
(covering 6 monthly periods
from 1 January, 1981 through
to 31 December, 1985).

Even numbered reports (2-20): Crime and Justice in South
Australia (Police, Corrections,
Higher Criminal Court and
Juvenile Offender statistics)
(covering 6 monthly periods from
1 July, 1981 through to 30 June,
1986.)

Series B: Research Bulletins

- No. 1 Shoplifting in South Australia (September, 1982)
- No. 2 Law and Order in South Australia, An Introduction to
Crime and Criminal Justice Policy (Second Edition)
(October, 1986)
- No. 3 Bail Reform in South Australia (July, 1986)
- No. 4 Decriminalising Drunkenness in South Australia
(November, 1986)

Series C: Research Reports

- No. 1 Sexual Assault in South Australia (July, 1983)
No. 2 Evaluating Rehabilitation: Community Service Orders
in South Australia (May, 1984)

Series D: Social Issues Series

- No. 1 Random Breath Tests and the Drinking Driver
(November, 1983)