

UNITED STATES COURTS

EIGHTH CIRCUIT REPORT

1983

107858

LAY

LESTER C. GOODCHILD
Circuit Executive

107858

107858

U.S. Department of Justice
National Institute of Justice

This document has been reproduced exactly as received from the person or organization originating it. Points of view or opinions stated in this document are those of the authors and do not necessarily represent the official position or policies of the National Institute of Justice.

Permission to reproduce this copyrighted material has been granted by
Public Domain

United States Courts

to the National Criminal Justice Reference Service (NCJRS).

Further reproduction outside of the NCJRS system requires permission of the copyright owner.

**UNITED STATES COURTS
EIGHTH CIRCUIT REPORT**

1983

NCJRS

NOV 11 1987

ACQUISITIONS

DONALD P. LAY
Chief Judge

LESTER C. GOODCHILD
Circuit Executive

FORWARD

This report is issued pursuant to 28 U.S.C. § 332 (e) (10). The format is the same as the reports issued for the last two years. The first two sections provide information on the judges, support staff, and the administration of the federal courts. The last section contains judicial workload information for the court of appeals, district courts and bankruptcy courts. Wherever possible, information from previous years' reports have been updated. The statistical division of the Administrative Office of the United States Courts deserve thanks for this.

Again this year, Robert D. St. Vrain, Clerk of the Court of Appeals, Tim Gammon, Senior Staff Attorney, David K. Brennan, Chief Librarian, John H. Martin, Director of the Pre-Argument Conference Program, and all the clerks of the district courts provided data and supporting information for the report. Their cooperation, along with that of Millie Adams, my assistant, Ethel Currie and Sherri Burns, my secretaries, is greatly appreciated.

I would appreciate comments and suggestions from readers, so that future issues may be improved.

Lester C. Goodchild
Circuit Executive
July 9, 1984

TEXT TABLES

<u>Table</u>	<u>Page</u>
1	Judgeships Summary 3
2	Non-Judicial Personnel 4
3	Federal Judicial Administration 31
4	Eighth Circuit Judicial Council Action 39
5	United States Court of Appeals for the Eighth Circuit Court, Sessions Held in Law Schools 66
6	PreArgument Conference Program 70
7	Court of Appeals, Staff Attorneys' Office Workload 75
8	Court of Appeals Total Caseload 1977, 1980, 1981, 1982 and 1983 88
9	Appeals Commenced, Terminated, and Pending 1978-1983 89
10	Workload Projections 1984-1990 Eighth Circuit Court of Appeals 91
11	Per Panel Workload Projections 1984-1985 Eighth Circuit Court of Appeals 91
12	Eighth Circuit and All United States Courts of Appeals, Source of Appeals and Original Proceedings Commenced 1978-1983 92
13	Eighth Circuit Court of Appeals, Administrative Agency Filings, 1980, 1981, 1982 and 1983 94
14	Source of Appeals in Civil and Criminal Cases from U.S. District Courts, 1982 and 1983 95
15	Changes in Terminations 1979-1983 Eighth Circuit Court of Appeals 96
16	Cases Under Submission More than Three Months 1977-1983 98
17	Judicial Workload Profile U.S. Court of Appeals 1982 and 1983 99

18	Per Panel Filings by Case Category Eighth Circuit Court of Appeals	101
19	Changes in Filings by Category Eighth Circuit Court of Appeals	101
20	Changes in Filings and Terminations Eighth Circuit Court of Appeals	102
21	Total Criminal Cases Commenced, Terminated and Pending, District Courts of the Eighth Circuit 1978-1983	105
22	Total Civil Cases Commenced, Terminated and Pending, District Courts of the Eighth Circuit 1978 - 1983	106
23	Total Cases Commerced, Terminated and Pending, District Courts of the Eighth Circuit 1978-1983	107
24	Backlog for Civil Criminal and Total Cases District Courts of the Eighth Circuit 1978-1983	108
25	Judicial Workload Profile, Comparison of Districts Within the Eighth Circuit	109
26	District Court Workload By District-1983.....	111
27	District Court Per Judge Workload By District-1983.....	112
28	District Court Filings Per Judge and By Court By District-1983.....	112
29	District Court Actual and Average Case Production Per Judge By District-1983	113
30	District Court Total Pending Cases By District-1983.....	113
31	District Court Backlog By District-1983.....	114
32	Total Caseload and Per Judgeship Profile Eastern District of Arkansas 1982-1983	118
33	Civil Cases Commenced, Terminated and Pending, Eastern District of Arkansas 1978-1983	120
34	Criminal Cases Commenced, Terminated and Pending, Eastern District of Arkansas 1978-1983	120

35	Total Cases Commenced, Terminated and Pending, Eastern District of Arkansas 1978-1983	121
36	Total Caseload and Per Judgeship Profile Western District of Arkansas 1982-1983	123
37	Civil Cases Commenced, Terminated and Pending, Western District of Arkansas 1978-1983	124
38	Criminal Cases Commenced, Terminated and Pending, Western District of Arkansas 1978-1983	125
39	Total Cases Commenced, Terminated and Pending, Western District of Arkansas 1978-1983	126
40	Total Caseload and Per Judgeship Profile Northern District of Iowa 1982-1983	127
41	Civil Cases Commenced, Terminated and Pending, Northern District of Iowa 1978-1983	128
42	Criminal Cases Commenced, Terminated and Pending, Northern District of Iowa 1978-1983	129
43	Total Cases Commenced, Terminated and Pending, Northern District of Iowa 1978-1983	129
44	Total Caseload and Per Judgeship Profile Southern District of Iowa 1982-1983	131
45	Civil Cases Commenced, Terminated and Pending, Southern District of Iowa 1978-1983	132
46	Criminal Cases Commenced, Terminated and Pending, Southern District of Iowa 1978-1983	133
47	Total Cases Commenced, Terminated and Pending, Southern District of Iowa 1978-1983	133
48	Total Caseload and Per Judgeship Profile District of Minnesota 1982-1983	135
49	Civil Cases Commenced, Terminated and Pending, District of Minnesota 1978-1983	136
50	Criminal Cases Commenced, Terminated and Pending, District of Minnesota 1978-1983	137
51	Total Cases Commenced, Terminated and Pending, District of Minnesota 1978-1983	137
52	Total Caseload and Per Judgeship Profile Eastern District of Missouri 1982-1983	139

53	Civil Cases Commenced, Terminated and Pending, Eastern District of Missouri 1978-1983	140
54	Criminal Cases Commenced, Terminated and Pending, Eastern District of Missouri 1978-1983	141
55	Total Cases Commenced, Terminated and Pending, Eastern District of Missouri 1978-1983	141
56	Total Caseload and Per Judgeship Profile Western District of Missouri 1982-1983	143
57	Civil Cases Commenced, Terminated and Pending, Western District of Missouri 1978-1983	144
58	Criminal Cases Commenced, Terminated and Pending, Western District of Missouri 1978-1983	145
59	Total Cases Commenced, Terminated and Pending, Western District of Missouri 1978-1983	145
60	Total Caseload and Per Judgeship Profile District of Nebraska 1982-1983	147
61	Civil Cases Commenced, Terminated and Pending, District of Nebraska 1978-1983	148
62	Criminal Cases Commenced, Terminated and Pending, District of Nebraska 1978-1983	149
63	Total Cases Commenced, Terminated and Pending, District of Nebraska 1978-1983	149
64	Total Caseload and Per Judgeship Profile District of North Dakota 1982-1983	151
65	Civil Cases Commenced, Terminated and Pending, District of North Dakota 1978-1983	152
66	Criminal Cases Commenced, Terminated and Pending, District of North Dakota 1978-1983	153
67	Total Cases Commenced, Terminated and Pending, District of North Dakota 1978-1983	153
68	Total Caseload and Per Judgeship Profile District of South Dakota 1982-1983	155
69	Civil Cases Commenced, Terminated and Pending, District of South Dakota 1978-1983	156
70	Criminal Cases Commenced, Terminated and Pending, District of South Dakota 1978-1983	157

71	Total Cases Commenced, Terminated and Pending, District of South Dakota 1978-1983	157
72	Bankruptcy Estates Commenced By District - 1981-1983	160
73	Adversary Proceedings Commenced By District - 1981-1983	161
74	Bankruptcy Court Filings Per Judge By Court By District - 1983	162
75	Bankruptcy Court Estate Backlog By District - 1983	163
76	Bankruptcy Court Estate Backlog By District - 1981-1983	164
77	Bankruptcy Court Workload By District - 1983	165
78	Bankruptcy Court Per Judge Workload By District - 1983	166
79	Bankruptcy Court Actual and Average Case Production Per Judge By District - 1983	166

APPENDIX

<u>Table</u>	<u>Page</u>
A	Categories for the Positions and Occupations in the Federal Courts 169
B	Appeals Commenced, Terminated and Pending in U.S. Courts of Appeals, 1983 170
C	Nature of Suit or Offense of Appeals from U.S. District Courts by Circuit, 1983 171
D	Eighth Circuit and Total U.S. Courts of Appeals Cases Commenced, Pending and Terminated Showing Method of Disposition, 1982-1983 173
E	Median Time Intervals in Cases Terminated After Hearing or Submission by Circuit, 1983 174
F	Comparison of Criminal Cases Commenced, Terminated and Pending, Districts within the Eighth Circuit, Total Eighth Circuit, and Total U.S. District Courts, 1982-1983 175
G	Comparison of Civil Cases Commenced, Terminated and Pending, Districts Within the Eighth Circuit, Total Eighth Circuit, and Total U.S. District Courts, 1982-1983 175
H	Method of Termination of Civil Cases by Districts Within the Eighth Circuit, Total Eighth Circuit, and Total U.S. District Courts, 1983 176
I	Length of Time Pending of Civil Cases, Districts Within the Eighth Circuit, Total Eighth Circuit, and Total U.S. District Courts, 1983 177
J	Length of Time Pending of Land Condemnation Cases, Districts Within the Eighth Circuit, Total Eighth Circuit, and Total U.S. District Courts, 1983 178
K	Bankruptcy Court Estate Caseload By District - 1981 179
L	Bankruptcy Court Adversary Caseload By District - 1981 179
M	Bankruptcy Court Estate Caseload By District - 1982 180

N	Bankruptcy Court Adversary Caseload By District - 1982.....	180
O	Bankruptcy Court Estate Caseload By District - 1983.....	181
P	Bankruptcy Court Proceeding By District - 1983.....	181

I

INSTITUTIONS AND OFFICES

TABLE 1

**Judges and Judgeships
as of December 31, 1983**

Judgeships Summary

	Authorized Judgeships	Active Judges	Vacancies	Senior Judges
Total Court of Appeals	9	9	0	2
Total District Courts	35	35	0	17
Total Bankruptcy Courts	<u>18</u>	<u>18</u>	<u>0</u>	<u>0</u>
Total Eighth Circuit	62	62	0	19
Districts:				
Eastern District of Arkansas				
District Courts	4	4	0	0
Bankruptcy Courts	2	2	0	0
Western District of Arkansas				
District Courts	2	2	0	2
Bankruptcy Courts *				
Northern District of Iowa				
District Courts	1.5	1.5	0	0.5
Bankruptcy Courts	1	1	0	0
Southern District of Iowa				
District Courts	2.5	2.5	0	0.5
Bankruptcy Courts	1	1	0	0
Minnesota				
District Courts	6	6	0	2
Bankruptcy Courts	5	5	0	0
Eastern District of Missouri				
District Courts	5	5	0	4
Bankruptcy Courts	3	3	0	0
Western District of Missouri				
District Courts	6	6	0	4
Bankruptcy Courts	3	3	0	0
Nebraska				
District Courts	3	3	0	2
Bankruptcy Courts	1	1	0	0
North Dakota				
District Courts	2	2	0	1
Bankruptcy Courts	1	1	0	0
South Dakota				
District Courts	3	3	0	1
Bankruptcy Courts	1	1	0	0

*Bankruptcy Judges from EDA also serve in WDA.

TABLE 2

**NON JUDICIAL PERSONNEL
AS OF JUNE 30, 1983**

	<u>Total Personnel</u>	<u>*Legal Professional Personnel</u>	<u>*Professional, Administrative, and Technical Personnel</u>	<u>*Legal Secretarial Personnel</u>	<u>*Office/ Clerical Personnel</u>
Total, All Eighth Circuit Courts	830	169	245	128	288
Court of Appeals**	102	44	12	29	17
Total District Courts	559	108	209	81	161
Eastern District of Arkansas	62	13	22	10	17
Western District of Arkansas	30	4	10	7	9
Northern District of Iowa	25	4	9	3	9
Southern District of Iowa	32	6	10	6	10
Minnesota	86	18	33	12	23
Eastern District of Missouri	99	16	38	12	33
Western District of Missouri	119	25	48	16	30
Nebraska	42	9	14	9	10
North Dakota	26	5	12	3	6
South Dakota	38	8	13	3	14
Total Bankruptcy Courts	169	17	24	18	110
Eastern District of Arkansas	22	2	4	2	14
Western District of Arkansas***	0	0	0	0	0
Northern District of Iowa	15	1	1	2	11
Southern District of Iowa	14	1	1	2	10
Minnesota	39	4	5	4	26
Eastern District of Missouri	25	3	2	3	17
Western District of Missouri	27	3	4	3	17
Nebraska	14	1	1	1	11
North Dakota	8	1	2	1	4
South Dakota	5	1	4	0	0

* See Table A in the appendix for positions and occupations included in these categories.

** Includes Federal Public Defender's offices.

*** No separate Bankruptcy Court.

UNITED STATES COURT OF APPEALS

United States Court of Appeals

Mailing Address

Judges

Donald P. Lay, Chief Judge
(FTS-725-5838)
(612-725-5838)

560 Federal Courts Building
316 N. Robert Street
St. Paul, Minnesota 55101

Gerald W. Heaney
(FTS-783-9342)
(218-727-6692 X-342)

315 Federal Building
Duluth, Minnesota 55802

Myron H. Bright
(FTS-783-5127)
(701-237-0500)

P.O. Box 2707
Fargo, North Dakota 58108

Donald R. Ross
(FTS-864-4647)
(402-221-4647)

P.O. Box 307
Omaha, Nebraska 68101

Theodore McMillian
(FTS-279-5601)
(314-425-5601)

U.S. Court & Custom House
1114 Market Street, Room 526
St. Louis, Missouri 63101

Richard S. Arnold
(FTS-740-5521)
(501-378-5521)

P.O. Box 429
Little Rock, Arkansas 72203

John R. Gibson
(FTS-758-7391)
(816-221-2474)

851 U.S. Courthouse
811 Grand Avenue
Kansas City, Missouri 64106

George G. Fagg
(FTS-862-6129)
(515-284-6129)

301 U.S. Courthouse
Des Moines, Iowa 50309

Pasco M. Bowman
(FTS-758-3269)
(816-374-3269)

819 U.S. Courthouse
811 Grand Avenue
Kansas City, MO 64106

United States Court of Appeals

Mailing Address

Senior Judges

Floyd R. Gibson
(FTS-758-3169)
(816-842-9450)

837 U.S. Courthouse
811 Grand Avenue
Kansas City, Missouri 64106

J. Smith Henley
(FTS Operator-740-5011)
(501-741-2353)

200 Federal Building
Harrison, Arkansas 72601

Chief Judge's Office

June Boadwine, Admin. Ass't
to the Chief Judge
(FTS-725-7311)
(612-725-7311)

560 Federal Courts Building
316 N. Robert Street
P.O. Box 75908
St. Paul, Minnesota 55101

Circuit Executive

Lester C. Goodchild
(FTS-279-6219)
(314-425-6219)

542 U.S. Court & Custom House
St. Louis, Missouri 63101

Assistant Circuit Executive

Millie Adams

Clerk's Office

Robert D. St. Vrain, Chief Clerk
(FTS-279-5609)
(314-425-5609)

511 U.S. Court & Custom House
St. Louis, Missouri 63101

Michael E. Gans, Chief Deputy Clerk
(FTS-279-5616)
(314-425-5616)

511 U.S. Court & Custom House
St. Louis, Missouri 63101

Linda Penberthy, Senior Deputy Clerk
(FTS-279-5666)
(314-425-5666)

511 U.S. Court & Custom House
St. Louis, Missouri 63101

Dave Maland, Deputy Clerk in-Charge
(FTS-725-5971)
(612-725-5971)

525 Federal Courts Building
316 N. Robert Street
St. Paul, Minnesota 55101

United States Court of Appeals

Mailing Address

John H. Martin, Director
Pre-Argument Conference Program
(FTS-279-5669)
(314-425-5669)

547 U.S. Court & Custom House
St. Louis, Missouri 63101

Staff Attorneys' Office

Tim Gammon, Senior Staff Attorney
(FTS-279-5620)
(314-425-5620)

535 U.S. Court & Custom House
St. Louis, Missouri 63101

U.S. Courts Libraries

David K. Brennan, Circuit Librarian
(FTS-279-4930)
(314-425-4930)

503 U.S. Court & Custom House
St. Louis, Missouri 63101

Kathryn Kratz, Branch Librarian
(FTS-725-7177)
(612-725-7177)

543 Federal Courts Building
St. Paul, Minnesota 55101

Allison Pitcock, Branch Librarian
(FTS-740-5039)
(501-378-5039)

220 U.S. Post Office & Courthouse
Little Rock, Arkansas 72201

Melinda G. Hess, Branch Librarian
(FTS-864-4768)
(402-221-4768)

9401 U.S. Courthouse
Omaha, Nebraska 68101

Glenda McKnight, Branch Librarian
(FTS-862-4515)
(515-284-4515)

301 U.S. Courthouse
Des Moines, Iowa 50309

M. Tranne Pearce, Branch Librarian
(FTS-758-2937)
(816-221-2937)

840 U.S. Courthouse
811 Grand Avenue
Kansas City, MO 64106

UNITED STATES DISTRICT AND BANKRUPTCY COURTS

IN MEMORIAM

The Circuit mourned the death of Bankruptcy Judge Kenneth G. Owens who died on November 24, 1983.

The Circuit mourned the death of Bankruptcy Judge Harold O. Bullis who died on November 17, 1983.

UNITED STATES DISTRICT & BANKRUPTCY COURTS

ARKANSAS, EASTERN

District Court

Judges

Garnett Thomas Eisele, Chief Judge
P.O. Box 3684
Little Rock 72203
(FTS-740-5960)
(501-378-5960)

Elsijane Trimble Roy
U.S. P.O. & Courthouse
P.O. Box 3255
Little Rock 72203
(FTS-740-5866)
(501-378-5866)

William Ray Overton
P.O. Box 1540
Little Rock 72203
(FTS-740-5682)
(501-378-5682)

Henry Woods
P.O. Box 3683
Little Rock 72203
(FTS-740-5593)
(501-378-5593)

George Howard, Jr.
P.O. Box 349
Little Rock 72203
(FTS-740-6122)
(501-378-6122)

Senior Judge

Oren Harris
P.O. Box 1733
Eldorado 71730
(501-862-1303)

Magistrates

Robert W. Faulkner
P.O. Box 1958
Little Rock 72203
(FTS-740-6107)
(501-378-6107)

Henry L. Jones, Jr.
P.O. Box 3393
Little Rock 72203
(FTS-740-5853)
(501-378-5853)

Lindsey J. Fairley*
P.O. Box 1059
West Memphis 72301
(501-735-7220)

Marian F. Penix*
P.O. Box 1306
Jonesboro 72401
(501-932-7449)

Clerk

Carl R. Brents
P.O. Box 869
Little Rock 72203
(FTS-740-5353)
(501-378-5353)

Chief Probation Officer

Beal Kidd
P.O. Box 547
543 U.S. Post Office
& Courthouse
Little Rock 72203
(FTS-740-5745)
(501-378-5745)

**Divisional Offices with
Resident Deputy in Charge**

Room 203, Federal Bldg.
& Courthouse
Jonesboro 72401
(501-932-3361)

P.O. Box 8307
Pine Bluff 71611
(FTS-542-6136)

* Indicates part-time U.S. Magistrate

Bankruptcy Court

Judges

Robert F. Fussell
U.S. Post Office
& Courthouse
P.O. Drawer 2381
Little Rock 72203
(FTS-740-6357)
(501-378-6357)

James G. Mixon
U.S. Post Office
& Courthouse
P.O. Drawer 2381
Little Rock 72203
(FTS-740-6357)
(501-378-6357)

Clerk

Miss Peggy A. Carroll
P.O. Drawer 2381
Little Rock 72203
(FTS-740-6357)
(501-378-6357)

ARKANSAS, WESTERN

District Court

Judges

H. Franklin Waters, Chief Judge
P.O. Box 1606
Fort Smith 72902
(FTS-740-3453)
(501-783-2898)

Elsijane Trimble Roy
U.S. P.O. & Courthouse
P.O. Box 3225
Little Rock 72203
(FTS-740-5866)
(501-378-5866)

George Howard, Jr.
P.O. Box 349
Little Rock 72203
(FTS-740-6031)
(501-378-6031)

Senior Judges

Oren Harris
P.O. Box 1733
El Dorado 71730
(501-862-1303)

Paul X Williams
P.O. Box 1623
Fort Smith 72902
(FTS-740-3408)
(501-783-2345)

Magistrates

Ned A. Stewart, Jr.
P.O. Box 1525
Fort Smith 72902
(FTS-740-3428)
(501-783-7045)

Charles G. Vacarro
225 Woodbine
Hot Springs 71901
(501-321-1136)

William S. Walker*
P.O. Box 729
Harrison 72601
(501-741-3448)

John S. Brooks*
403 First National Bank Building
El Dorado 71730
(501-863-6720)

George William Lavender
P.O. Box 1938
Texarkana 75501
(501-773-3187)

* Indicates U.S. part-time U.S. Magistrate

Clerk

Pat L. Graham, Jr.
P.O. Box 1523
Fort Smith 72902
(FTS-740-3419)
(501-783-6833)

**Divisional Office with
Resident Deputy in Charge**

P.O. Box 2746
Texarkana 75501
(FTS-749-8218)
(501-773-3381)

P.O. Drawer 1
Hot Springs 71901
(501-623-6411)

P.O. Box 1566
Eldorado 71730
(501-862-1202)

Room 523, Federal Bldg.
& U.S. Courthouse
Fayetteville 72701
(FTS-740-0608)
(501-521-6980)

Chief Probation Officer

Thomas F. Mears
P.O. Box 1564
Room 252, P.O. Building
Sixth & Rogers
Fort Smith 72902
(FTS-740-3466)
(501-783-8050)

Bankruptcy Court

Bankruptcy Court Judges and Clerk for the Western District of Arkansas are listed in the Eastern District of Arkansas section.

IOWA, NORTHERN**District Court****Judges**

Edward J. McManus, Chief Judge
Federal Building
P.O. Box 4815
Cedar Rapids 52407
(FTS-863-2464)
(319-399-2464)

Donald E. O'Brien
P.O. Box 267
Sioux City 51102
(FTS-862-3317)
(712-233-3317)

Senior Judge

William C. Hanson
U.S. Courthouse
Des Moines 50309
(FTS-862-4638)
(515-284-4638)

Magistrates

James D. Hodges, Jr.
P.O. Box 4411
Cedar Rapids 52407
(FTS-863-2467)
(319-399-2467)

Paul Wayne Deck, Jr.*
635 Frances Building
Sioux City 51101
(712-255-3573)

Peter W. Klauer*
1053 Main Street
Dubuque 52001
(319-557-8511)

* Indicates part-time U.S. Magistrate

Clerk

William J. Kanak
Federal Building
P.O. Box 4411
Cedar Rapids 52407
(FTS-863-2566)
(319-399-2566)

Chief Probation Officer

Michael Ebinger
P.O. Box 4558
200 Federal Building
Cedar Rapids 52407
(FTS-863-2468)
(319-399-2468)

**Divisional Offices with
Resident Deputy in Charge**

Federal P.O. Building
P.O. Box 1348
Sioux City 51102
(FTS-862-3203)
(712-233-3203)

Bankruptcy Court

Judge

William W. Thinner
P.O. Box 4371
1st Floor Federal Bldg.
& Courthouse
Cedar Rapids 52407
(FTS-863-2524)
(319-399-2524)

Clerk

Mrs. Barbara A. Overly
P.O. Box 4371
1st Floor Federal Bldg.
& Courthouse
Cedar Rapids 52407
(FTS-863-2473)
(319-399-2473)

IOWA, SOUTHERN

District Court

Judges

William C. Stuart, Chief Judge
103 U.S. Courthouse
E. 1st & Walnut Streets
Des Moines 50309
(FTS-862-4356)
(515-284-4356)

Donald E. O'Brien
P.O. Box 3141
Sioux City 51102
(FTS-862-3317)
(713-233-3317)

Harold D. Vietor
221 U.S. Courthouse
Des Moines 50309
(FTS-862-4420)
(515-284-4420)

Senior Judge

William C. Hanson
221 U.S. Courthouse
Des Moines 50309
(FTS-862-4638)
(515-284-4638)

Magistrates

R. E. Longstaff

407 U.S. Courthouse
E. 1st & Walnut Streets
Des Moines 50309
(FTS-862-4735)
(515-284-4735)

W. Scott Power*

321 N. 3rd Street
Burlington 52601
(319-754-6587)

Richard W. Peterson*

P.O. Box 1661
Council Bluffs 51502
(712-323-5880)

Clerk

James R. Rosenbaum

Room 200, U.S. Courthouse
E. 1st & Walnut Streets
Des Moines 50309
(FTS-862-4381)
(515-284-4381)

Divisional Offices with Resident Deputy in Charge

P.O. Box 307
Council Bluffs 51502
(FTS-864-5517)
(712-325-5517)

P.O. Box 256
Davenport 52805
(FTS-863-1436)
(319-322-3223)

Chief Probation Officer

Edwin G. Allts

311 U.S. Courthouse
Des Moines 50309
(FTS-862-4368)
(515-284-4368)

Bankruptcy Court

Judge

Richard F. Stageman

312 U.S. Courthouse
E. 1st & Walnut Streets
Des Moines 50309
(FTS-862-4947)
(515-284-4947)

Clerk

Mrs. Marguerite F. Lary

318 U.S. Courthouse
E. 1st & Walnut Streets
Des Moines 50309
(FTS-862-4231)
(515-284-4231)

MINNESOTA

District Court

Judges

Miles W. Lord, Chief Judge

684 U.S. Courthouse
110 S. 4th Street
Minneapolis 55401
(FTS-787-5190)
(612-349-5190)

Donald D. Alsop

760 Federal Building
316 N. Robert Street
St. Paul 55101
(FTS-725-7169)
(612-725-7169)

Harry H. MacLaughlin

669 U.S. Courthouse
110 S. 4th St.
Minneapolis 55401
(FTS-787-5350)
(612-349-5350)

* Indicates part-time U.S. Magistrate

Robert G. Renner
738 U.S. Courthouse
316 N. Robert Street
St. Paul 55101
(FTS-725-7071)
(612-725-7071)

Diana E. Murphy
609 U.S. Courthouse
110 S. 4th Street
Minneapolis 55401
(FTS-787-5200)
(612-349-5200)

Paul A. Magnuson
754 Federal Court Bldg.
316 N. Robert Street
St. Paul 55101
(FTS-725-5967)
(612-725-5967)

Senior Judges

Earl R. Larson
670 U.S. Courthouse
110 S. 4th Street
Minneapolis 55401
(FTS-725-2577)
(612-725-2577)

Edward J. Devitt
730 Federal Building
316 N. Robert Street
St. Paul 55101
(FTS-725-5944)
(612-725-5944)

Magistrates

J. Earl Cudd
568 U.S. Courthouse
110 S. Fourth Street
Minneapolis 55401
(FTS-787-3375)
(612-349-3375)

Brian P. Short
604 Federal Court Building
316 N. Robert Street
St. Paul 55101
(FTS-725-7181)
(612-725-7181)

Patrick J. McNulty
412 U.S. Courthouse
Duluth 55802
(FTS-783-9273)
(218-727-6692 x 273)

Floyd E. Boline
570 U.S. Courthouse
110 S. Fourth Street
Minneapolis 55401
(FTS-787-3370)
(612-349-3370)

Margaret Seelye Treuer*
P.O. Box 851
Bemidji 56601
(218-751-6116)

Clerk

Francis E. Dosai
708 Federal Building
316 N. Robert Street
St. Paul 55101
(FTS-725-7179)
(612-725-7179)

Divisional Office With Resident Deputy In Charge

514 U.S. Courthouse
110 S. 4th Street
Minneapolis 55401
(FTS-725-2383)
(612-725-2383)

417 U.S. Courthouse
Duluth 55802
(FTS-783-9251)
(218-727-6692)

Chief Probation Office

Glenn Baskfield
426 U.S. Courthouse
110 S. 4th Street
Minneapolis 55401
(FTS-725-2872)
(612-725-2872)

Federal Public Defender

Daniel M. Scott
174 U.S. Courthouse
110 S. 4th Street
Minneapolis 55401
(FTS-787-5355)
(612-349-5355)

* Indicates part-time U.S. Magistrate

Bankruptcy Court

Judges

Margaret A. Mahoney
600 Galaxy Building
330 2nd Avenue, S.
Minneapolis 55401
(FTS-787-5160)
(612-349-5160)

John J. Connelly
614 U.S. Courthouse
316 N. Robert Street
St. Paul 55101
(FTS-725-7184)
(612-725-7184)

Dennis D. O'Brien
412 U.S. Post Office
& Courthouse
Duluth 55802
(FTS-783-9253)
(218-727-6692)

Robert J. Kressel
600 Galaxy Bldg.
330 Second Ave., South
Minneapolis 55401
(FTS-787-5160)
(612-349-5160)

Clerk

Timothy R. Walbridge
600 Galaxy Building
330 2nd Avenue, S.
Minneapolis 55401

Divisional Offices With Resident Deputy in Charge

416 U.S. P.O. & Courthouse
Duluth 55802
(FTS-783-9253)
(218-727-6692)

629 Federal Building
316 N. Robert Street
St. Paul 55101
(FTS-725-7184)
(612-725-7184)

MISSOURI, EASTERN

District Court

Judges

John F. Nangle, Chief Judge
* St. Louis 63101
(FTS-279-5603)
(314-425-5603)

Edward L. Filippine
* St. Louis 63101
(FTS-279-5623)
(314-425-5623)

William L. Hungate
* St. Louis 63101
(FTS-279-5550)
(314-425-5550)

Clyde S. Cahill
* St. Louis 63101
(FTS-279-6225)
(314-425-6225)

Stephen N. Limbaugh
* St. Louis 63101
(FTS-279-5625)
(314-425-5625)

* U.S. Court & Custom House, 1114 Market St.

Senior Judges

Roy W. Harper**

* St. Louis 63101
(FTS-279-4220)
(314-425-4220)

John K. Regan

* St. Louis 63101
(FTS-279-4219)
(314-425-4219)

James H. Meredith

* St. Louis 63101
(FTS-279-4217)
(314-425-4217)

William R. Collinson

U.S. Courthouse
870 Boonville
Springfield 65801
(FTS-754-2727)
(417-865-3853)

H. Kenneth Wangelin**

Federal Building
339 Broadway
Cape Girardeau 63701
(314-334-7107)

Magistrates

William S. Bahn

106 U.S. Courthouse
1114 Market Street
St. Louis 63101
(FTS-279-4226)
(314-425-4226)

David D. Noce

U.S. Courthouse
1114 Market Street
St. Louis 63101
(FTS-279-6325)
(314-425-6325)

John L. Oliver, Jr.***

P.O. Box 559
Cape Girardeau 63701
(314-335-8278)

Robert D. Kingsland

803 U.S. Courthouse
1114 Market Street
St. Louis 63101
(FTS-279-4518)
(314-425-4518)

Clerk

Mrs. Eyvon Mendenhall

U.S. Courthouse
1114 Market Street
St. Louis 63101
(FTS-279-6056)
(314-425-6056)

Divisional Offices with Resident Deputy in Charge

Federal Building
339 Broadway
Cape Girardeau 63701
(314-335-8535)

Chief Probation Officer

Jerome F. Lawrenz

111 U.S. Courthouse
1114 Market Street
St. Louis 63101
(FTS-279-4585)

** Also designated as a Judge for Missouri, Western

*** Indicates part-time U.S. Magistrate

Federal Public Defender

David R. Freeman
P.O. Box 2379
East St. Louis 62202
(FTS-277-9331)
(618-274-2200)

St. Louis Office
Room 835
U.S. Courthouse
1114 Market St.
St. Louis 63101
(FTS-279-6186)
(314-425-6186)

Bankruptcy Court

Judges

James J. Barta
730 U.S. Courthouse
1114 Market Street
St. Louis 63101
(FTS-279-4222)
(314-425-4222)

Robert E. Brauer
730 U.S. Courthouse
1114 Market Street
St. Louis 63101
(FTS-279-4222)
(314-425-4222)

David P. McDonald
730 U.S. Courthouse
1114 Market Street
St. Louis 63101
(FTS-279-4222)
(314-425-4222)

Clerk

William D. Rund
730 U.S. Courthouse
1114 Market Street
St. Louis 63101
(FTS-279-4222)
(314-425-4222)

MISSOURI, WESTERN

District Court

Judges

Russell G. Clark, Chief Judge
320 U.S. Courthouse
870 Boonville St.
Springfield 65801
(FTS-754-2746)
(417-865-3741)

Scott O. Wright
Room 613
811 Grand Avenue
Kansas City 64106
(FTS-758-5012)
(816-221-6271)

Howard F. Sachs
Room 443
811 Grand Avenue
Kansas City 64106
(FTS-758-6302)
(816-221-6257)

Joseph E. Stevens, Jr.**
Room 404
811 Grand Avenue
Kansas City 64106
(FTS-758-7393)
(816-221-2556)

D. Brook Bartlett
Room 654
811 Grand Avenue
Kansas City 64106
(FTS-758-7395)
(816-221-2790)

Ross T. Roberts
Room 716
811 Grand Avenue
Kansas City 64106
(FTS-758-6509)
(816-374-6509)

** Also designated as a Judge for Missouri, Eastern

Senior Judges

William H. Becker
Room 741
811 Grand Avenue
Kansas City 64106
(FTS-758-3160)
(816-842-8258)
(816-374-3160)

John W. Oliver
Room 707
811 Grand Avenue
Kansas City 64106
(FTS-758-3060)
(816-842-8411)

William R. Collinson
U.S. Courthouse
870 Boonville
Springfield 65801
(FTS-754-2727)
(816-865-3853)

Elmo B. Hunter
Room 659
811 Grand Avenue
Kansas City 64106
(FTS-758-3260)
(816-421-7077)

Magistrates

Calvin K. Hamilton
231 U.S. Courthouse
811 Grand Avenue
Kansas City 64106
(FTS-758-5881)
(816-374-5881)

Richard H. Ralston
221 U.S. Courthouse
811 Grand Avenue
Kansas City 64106
(FTS-758-6151)
(816-374-6151)

James C. England
P.O. Box 590
Springfield 65801
(FTS-754-2733)
(417-865-3761)

Clerk

Robert F. Connor
Room 201
811 Grand Avenue
Kansas City 64106
(FTS-758-2811)
(816-374-2811)

Divisional Offices with Resident Deputy in Charge

206 U.S. Courthouse
302 Joplin Street
Joplin 64801
(FTS-754-4227)
(417-623-6536)

Chief Probation Officer

Billy G. Drown
253 U.S. Courthouse
811 Grand Avenue
Kansas City 64106
(FTS-758-3921)
(816-374-3921)

310 U.S. Courthouse
131 West High Street
Jefferson City 65102
(FTS-276-5519)
(314-636-4015)

229 U.S. Courthouse
201 S. 8th Street
St. Joseph 64501
(FTS-754-6431)
(816-279-2428)

Federal Public Defender

Raymond C. Conrad, Jr.
P.O. Box 2635
424 Scarritt Building
818 Grand Avenue
Kansas City 64142
(FTS-758-5851)
(816-374-5851)

305 U.S. Courthouse
870 Boonville Street
Springfield 65801
(FTS-754-2725)
(417-865-8361)

Suite 3-104
1949 East Sunshine
Springfield 65804
(FTS-754-2757)
(417-881-4090)

Bankruptcy Court

Judges

Frank P. Barker, Jr.
905 U.S. Courthouse
811 Grand Avenue
Kansas City 64106
(FTS-758-3054)
(816-374-3054)

Dennis J. Stewart
903 U.S. Courthouse
811 Grand Avenue
Kansas City 64106
(FTS-758-6146)
(816-374-6146)

Joel Pelofsky
921 U.S. Courthouse
811 Grand Avenue
Kansas City 64106
(FTS-758-2180)
(816-374-2180)

Clerk

Ms. Diane Petro
913 U.S. Courthouse
811 Grand Avenue
Kansas City 64106
(FTS-758-3321)
(816-374-3321)

NEBRASKA

District Court

Judges

Warren K. Urbom, Chief Judge
586 Federal Building
100 Centennial Mall North
Lincoln 68508
(FTS-541-5231)
(402-471-5231)

Albert G. Schatz
9420 U.S. Courthouse
& P.O. Building
P.O. Box 607
Downtown Station
Omaha 68101
(FTS-864-3421)
(402-221-3421)

Clarence A. Beam
P.O. Box 1297, DTS
Omaha 68101
(FTS-864-3615)
(402-221-3615)

Robert Van Pelt
566 Federal Building
100 Centennial Mall North
Lincoln 68508
(FTS-541-5228)
(402-471-5228)

Richard E. Robinson
9425 U.S. Courthouse
& P.O. Building
P.O. Box 1457
Downtown Station
Omaha 68101
(FTS-864-4766)
(402-221-4766)

Magistrates

Richard C. Peck
P.O. Box 457
Omaha 68101
(FTS-864-4178)
(402-221-4178)

James L. Macken*
Scotts Bluff County Cthse.
Gering 69341
(308-436-5086)

Richard W. Satterfield*
P.O. Box 669
North Platte 69101
(308-532-4466)

David L. Piester
538 Federal Building
Lincoln 68508
(FTS-541-5235)
(402-471-5235)

Clerk

William L. Olson
9000 U.S. Courthouse & P.O. Bldg.
P.O. Box 129
Downtown Station
Omaha 68101
(FTS-864-4761)
(402-221-4761)

Divisional Offices with Resident Deputy in Charge

593 Federal Building
100 Centennial Mall North
Lincoln 68508
(FTS-541-5225)
(402-471-5225)

Chief Probation Officer

Burton L. Matthies
P.O. Box 1516
215 North 17th Street
Omaha 68101
(FTS-864-4785)
(402-221-4785)

Bankruptcy Court

Judge

David L. Crawford
P.O. Box 1197
Downtown Station
8323 New Federal Building
Omaha 68101
(FTS-864-3155)
(402-221-3155)

Clerk

Mrs. Judith M. Napier
P.O. Box 428
Downtown Station
8419 New Federal Building
Omaha 68101
(FTS-864-4687)
(402-221-4687)

* Indicates part-time U.S. Magistrate

NORTH DAKOTA

District Court

Judges

Paul Benson, Chief Judge
P.O. Box 3164
Fargo 58102
(FTS-783-5661)
(701-237-5771 X 661)

Bruce M. Van Sickle
P.O. Box 670
411 U.S. Courthouse
Bismarck 58501
(FTS-783-4293)
(701-255-4011 X 193)

Senior Judge

Ronald N. Davies
P.O. Box 750
Fargo 58102
(FTS-783-5122)
(701-237-5771 X 122)

Magistrates

Dwight C. H. Kautzman*
P.O. Box 100
Mandan 58554
(701-663-6568)

William A. Hill*
P.O. Box 1110
Fargo 58107
(701-235-5515)

David Kessler*
P.O. Box 756
Grand Forks 58201
(701-775-0669)

Kenneth K. Knutson*
204 Union National Annex
Minot 58701
(701-838-4200)

Ronald M. Dosch*
Ramsey County Courthouse
Devils Lake 58301
(701-662-5323 X 37)

Arne F. Boyum*
P.O. Box 908
Rolla 58367
(701-477-3169)

Clerk

Edward J. Klecker
P.O. Box 1193
Bismarck 58501
(FTS-783-4295)
(701-255-4011 X 295)

Divisional Offices with Resident Deputy in Charge

P.O. Box 870
Fargo 58102
(FTS-783-5377)
(701-237-5771 X 377)

Chief Probation Officer

W. Dan Broome
P.O. Box 1817
655 1st Avenue North
Fargo 58107
(FTS-783-5123)
(701-273-5771)

Bankruptcy Court

Judge

William A. Hill
P.O. Box 1110
Fargo 58107
(FTS-783-5631)
(701-237-5771)

Clerk

Mrs. Ellen A. Johanson
P.O. Box 1110
Fargo 58107
(FTS-783-5129)
(701-783-5120)

* Indicates part-time U.S. Magistrate

SOUTH DAKOTA

District Court

Judges

Andrew W. Bogue, Chief Judge
318 Federal Building
& U.S. Courthouse
515 9th Street
Rapid City 57701
(FTS-782-1471)
(605-343-7784)

Donald J. Porter
413 Federal Building
& U.S. Courthouse
Pierre 57501
(FTS-782-5291)
(605-224-0476)

John Bailey Jones
202 Federal Building
& U.S. Courthouse
400 S. Phillips
Sioux Falls 57102
(FTS-782-4563)
(605-339-9860)

Senior Judge

Fred J. Nichol
P.O. Box 844
Sioux Falls 57101
(FTS-782-4321)
(605-334-4111)

Magistrates

James H. Wilson*
P.O. Box 1552
Rapid City 57709
(605-342-7090)

Charles Poches, Jr.*
P.O. Box 617
Ft. Pierre 57532
(605-223-2572)

Carlyle E. Richards*
207 Midwest Building
Aberdeen 57401
(FTS-225-1295)

Frank P. Gibbs*
611 Security Building
9th & Main Streets
Sioux Falls 57102
(605-336-3700)

Clerk

William F. Clayton
Room 220, Fed Bldg.
& U.S. Courthouse
400 South Phillips Ave.
Sioux Falls 57102
(FTS-782-4447)
(605-338-5566)

Room 302, Fed. Bldg
& U.S. Courthouse
515-9th Street
Rapid City 57701
(FTS-782-1463)
(605-342-3066)

Chief Probation Officer

Sylvan R. Hauff
257 Federal Bldg.
& U.S. Courthouse
515 Ninth St.
Rapid City 57701
(FTS-782-1474)
(605-342-4240)

Room 405, P.O. and
U.S. Courthouse
Pierre 57501
(FTS-782-5264)
(605-224-5849)

* Indicates part-time U.S. Magistrate

Bankruptcy Court

Judge

Peder K. Ecker
Federal Building & Courthouse
400 S. Phillips Avenue
Sioux Falls 57102
(FTS-782-4541)
(605-336-9903)

Clerk

Mrs. Ruth E. Olen
Federal Building & Courthouse
400 S. Phillips Avenue
Sioux Falls 57102
(FTS-782-4541)
(605-336-9903)

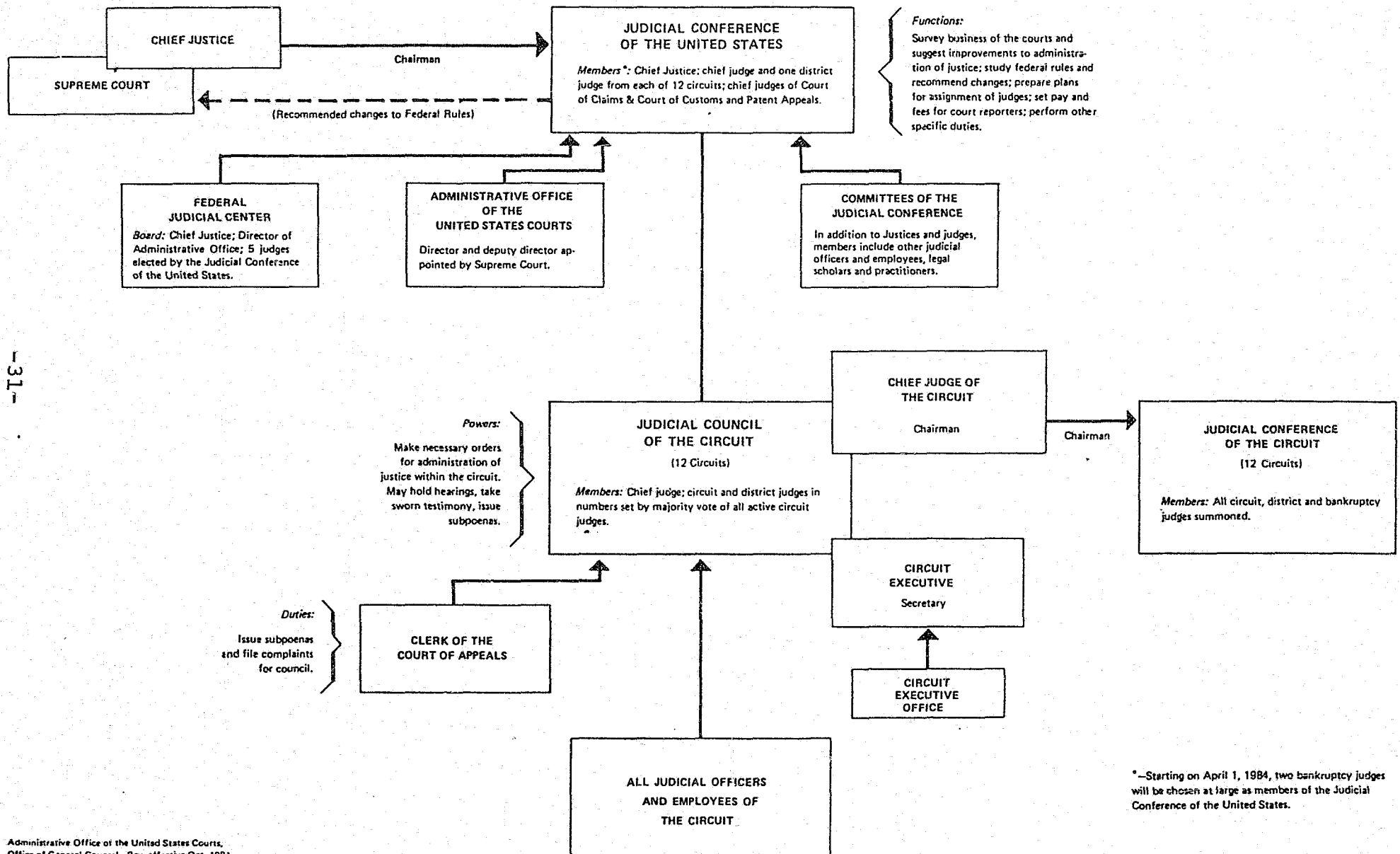
II

JUDICIAL ADMINISTRATION

**JUDICIAL CONFERENCE
OF THE
UNITED STATES**

TABLE 3

FEDERAL JUDICIAL ADMINISTRATION



*—Starting on April 1, 1984, two bankruptcy judges will be chosen at large as members of the Judicial Conference of the United States.

JUDICIAL ADMINISTRATION OF THE FEDERAL COURTS

Judicial Conference of the United States

Table 3 presents the general scheme of the administration of the federal courts. During 1983 the Eighth Circuit was represented on the Judicial Conference of the United States by Chief Judge Donald P. Lay and Judge Albert G. Schatz from the District of Nebraska. Chief Judge Lay's term on the Judicial Conference runs concurrently with his term as chief judge. District Judge Schatz's term expired on August 28, 1983. However, he was reelected to serve another four-year term by the circuit and district court judges at the Eighth Circuit Judicial Conference meeting in July 1983. During 1983 the following judges and lawyers from the Eighth Circuit were serving on the Committees of the Judicial Conference of the United States:

<u>Name of Judge</u>	<u>Court</u>	<u>Committee</u>
Judge Richard S. Arnold	Court of Appeals	Ad hoc Committee on Judicial Review Provision in Regulatory Reform Legislation and Subcommittee on Judicial Improvements
Judge J. Smith Henley	Court of Appeals	Advisory Committee on Appellate Rules
Judge Oren Harris	E&W Arkansas	Committee on the Judicial Branch
Chief Judge G. Thomas Eisele	E. Arkansas	Committee on the Administration of the Federal Magistrates System, and Committee on the Administration of the Bankruptcy System
Judge Theodore McMillian	Court of Appeals	Subcommittee on Federal State Relations

Judge Donald Alsop	Minnesota	Committee to Implement the Criminal Justice Act
Judge Edward J. Devitt	Minnesota	Implementation Committee on Admission of Attorneys to Federal Practice, and Committee to Review Circuit Council Conduct and Disability Orders
Judge William L. Hungate	E. Missouri	Advisory Committee on Criminal Rules, and Committee on the Budget
Chief Judge John F. Nangle	E. Missouri	Committee on the Operation of the Jury System
Judge James H. Meredith	E. Missouri	Committee to Review Circuit Council Conduct and Disability Orders
Judge Elmo B. Hunter	W. Missouri	Committee on Court Administration, Ad Hoc Committee on Judicial Review Provision in Regulatory Reform Legislation, and Ad Hoc Committee on Media Petition
Judge Albert G. Schatz	Nebraska	Executive Committee, and Ad Hoc Committee to Monitor Regulations on Electronic Sound Recording
Judge Robert Van Pelt	Nebraska	Advisory Committee on Codes of Conduct
Chief Judge Paul Benson	N. Dakota	Committee on the Administration of the Criminal Law
<u>Name of Attorney</u>	<u>Office</u>	<u>Committee</u>
Thomas A. Deacy, Jr.	Kansas City, MO	Implementation Committee on Admissions of Attorneys to Federal Practices

The Conference, chaired by the Chief Justice of the United States, determines administrative policy for the federal courts. It oversees the Administrative Office of the United States Courts and advises the legislative and executive branches on matters affecting the judiciary.

The Conference meets in Washington, D.C. semi-annually, usually in March and in September. Its committees generally convene twice yearly also. During Judicial Conference week, the Chief Justice of the Supreme Court and the chief judges of the circuit courts hold a meeting which the circuit executives also attend.

Federal Judicial Center

The Center was established within the judicial branch by Congress in 1967.

The Board includes the chief justice, who serves as chairman by statute, the Director of Administrative Office and six judicial members who are elected by the Judicial Conference, two from the court of appeals three from the district courts and one from the bankruptcy courts. Chief Judge Warren K. Urbom of the District of Nebraska serves on the Board.

The Center carries out its work through four divisions:

1. Continuing Education and Training
2. Innovations and Systems Development
3. Research
4. Inter-judicial affairs and Information Services.

EIGHTH CIRCUIT JUDICIAL COUNCIL

EIGHTH CIRCUIT JUDICIAL COUNCIL

Since 1939, the judicial councils were comprised of all court of appeals judges in regular active service. On October 1, 1981, pursuant to 28 U.S.C. §33.2(a), the judicial councils were reconstituted and district judges were given representation on the councils. Such representation is to be determined by the active court of appeals judges subject to a statutory minimum. Thus, circuits with fewer than six court of appeals judges must provide for representation of at least two district judges. Circuits with six or more judges must have at least three district judges on their councils. Court of appeals judges also determine the number of court of appeals representatives on the council.

The first reconstituted Eighth Circuit Judicial Council was composed of all active court of appeals judges and three district court judges.

Effective October 1, 1983, the council was again reconstituted by adding two additional district judges. The method of selection and term of office of the five district judge members is as follows:

- (1) One member shall be the district judge who represents the circuit on the Judicial Conference of the United States and whose term of office on the Council shall run concurrently with the membership on the Conference.
- (2) The active district judges from the Eastern District of Arkansas, Western District of Arkansas, Eastern District of Missouri, and Western District of Missouri shall select from their ranks a total of two members. Such members shall serve two years. Membership shall rotate among the four districts.

- (3) The active district judges from the Northern District of Iowa, Southern District of Iowa, Minnesota, Nebraska, North Dakota, and South Dakota shall select from their ranks a total of two members. Such members shall serve two years. Membership shall rotate among the six districts.
- (4) A district shall not be represented by more than one judge.

Pursuant to the above plan, the following district court judges were selected to serve on the council:

- Chief Judge Edward J. McManus, Northern District of Iowa
- Chief Judge Andrew W. Bogue, District of South Dakota
- Judge Albert G. Schatz, District of Nebraska (representative on the Judicial Conference of the U.S.)
- Judge William R. Overton, Eastern District of Arkansas
- Judge Howard F. Sachs, Western District of Missouri

The council is required to hold at least two meetings a year. As a result of the Council's Committee Plan, the number of council meetings is kept to a minimum. That committee plan, which was adopted in 1980, and again in 1981 and 1983 by the reconstituted councils, provides that each committee chairman be authorized to determine, on behalf of the council, routine administrative matters requiring council approval. Committee chairmen are to advise the chief judge of the proposed action prior to its effective date. During 1983 almost all of the committee chairmen utilized this procedure to expedite the work of the council and to reduce burdens on other council members. Any action by the chairman is to be immediately communicated to each council member, any of whom may make a request for full council consideration. To date, no council member has deemed it necessary to request reconsideration of the actions of the chairmen.

Table 4 presents a summary of the actions of the council and its committees from 1980 through 1983.

TABLE 4
EIGHTH CIRCUIT JUDICIAL COUNCIL ACTION
ON
DISTRICT COURT MATTERS
January 1, 1980 - December 31, 1983

	ED AR	WD AR	ND IA	SD IA	MN	ED MO	WD MO	NEB	ND	SD
Speedy Trial Plan	X	X	X	X	X	X	X	X	X	X
EEO Plan	X							XX	X	X
Magistrate										
Position or Salary	XXXX	XXXX	XXXX	XXXXXX	XXXXXX	XXXXXX	X	XXXXXX	XXXXXXXXXX	XXXX
Additional Civil Jurisdiction	XX	X		X	XXX	XX	XXX	X		
Legal Assistant	XX	X	X	X	XXXXX	XXX	XXX	XX		
Space		X						XX		X
Federal Public Defender										
Appointment					X		XXX			
Joint Plan or Branch Office		X			X	X	XX			
Salaries					XX		XX			
Bankruptcy Judges Salaries										
or Positions	XX	XX	X	X	XXXXXX	XX	X	X	XX	X
Transfer of Counties in Division				X						
Criminal Justice Act Plans		XX				X	XX			
Circuit and District										
Court Space	X	XX				X	X	X		X
Senior Judge Personnel	X	XX		XX	XX	XXXXXXXXX	XXXXXXXXXXXXX	XXXX	XX	XX
Jury Plan	XXXXX	XXX	XX	XX	XX	X	XXX	XX	XX	X
Court Reporter										
Contracts and Plans	XX	XX	X		XXXX	X	X		XX	XX
Residency of District Judges							X			
Temporary Staff for Judges	XXX	X			XXX	XXXXX		X		

X's indicate number of matters council acted upon

Complaints Against Judges

On October 1, 1981, the Judicial Council's Reform and Judicial Conduct and Disability Act of 1980 became effective. The purpose of the act was to provide an internal mechanism within the judicial branch to consider and act upon complaints against federal judges and magistrates. Each Judicial Council prescribes its own rules for conduct of proceedings under the act.

On July 16, 1981, the Council adopted Rules for the processing of complaints against judges and magistrates in the Eighth Circuit. These rules were amended in 1982 to require that all complaints be verified and filed on the form set out in the rules.

Copies of the revised rules are available to the public in the offices of the clerks of the court of appeals and district and bankruptcy courts throughout the Eighth Circuit.

During 1983, four complaints were received by the Clerk's Office. One was withdrawn, and three were dismissed by the Chief Judge.

COMMITTEES OF THE JUDICIAL COUNCIL

MEMBERS

AND

AREAS OF RESPONSIBILITY

COMMITTEES

- I. The following have been established as standing Judicial Council Committees:

District Court
Senior Judge
Magistrate
Bankruptcy
Operation of the Jury System
Calendar and Docket Management
Court Reporting Management
Executive Committee
Space and Property Committee

- II. The following have been established as Ad Hoc Committees:

Federal Practice Committees

- III. The chief judge and the circuit executive shall be ex-officio members of all judicial council committees.

- IV. The administrative assistant to the chief judge shall act as reporter for each council committee.

DISTRICT COURT COMMITTEE

Composition October, 1983 - October 1985

Hon. Howard F. Sachs, Chairman

Hon. Edward J. McManus

Hon. Andrew W. Bogue

Hon. William R. Overton

Ex-Officio Members:

Chief Judge Donald P. Lay

Lester C. Goodchild, Circuit Executive

Reporter:

June Boadwine, Administrative Assistant
to the Chief Judge

The committee shall advise the council as to standards and policies concerning the council's administrative responsibilities for the district court. The committee shall review and recommend council action on district court matters which require judicial council approval.

The council authorizes the chairman to take action on behalf of the council, on district court matters which require judicial council approval. Prior to approving any matter, the chief judge shall be notified of the matter which is under consideration and advised of the final action the chairman is considering taking.

Approvals given by the chairman pursuant to this delegation shall be immediately communicated to all council members.

Any council member may request that any matter be referred to the full council for consideration.

SENIOR JUDGE COMMITTEE

Composition October 1983 - October 1985

Hon. Gerald W. Heaney, Chairman

Hon. Albert G. Schatz

Hon. Andrew W. Bogue

Ex-Officio Members:

Chief Judge Donald P. Lay

Lester C. Goodchild, Circuit Executive

Reporter:

June Boadwine, Administrative Assistant
to the Chief Judge

The committee shall advise the council as to standards and policies concerning senior judge matters, including retention by senior judges of staff and quarters. Annually, the committee will review the services performed by senior judges to determine whether such services are substantial as defined in the Standards For Senior Judges To Qualify For Retention Of Staff adopted by the council. A report shall be made to the Administrative Office of the Courts containing a recommendation as to the number of staff positions each senior judge should have in order to perform the senior judge's actual workload.

The council authorizes the chairman to take action on behalf of the council on senior judge matters which require judicial council approval. Prior to approving any matter, the chief judge shall be notified of the matter which is under consideration and advised of the final action the chairman is considering.

Approvals given by the chairman shall be immediately communicated to the council members.

Any council member may request that any matter be referred to the full council for consideration.

MAGISTRATES COMMITTEE

Composition October 1983 - October 1985

Hon. George G. Fagg, Chairman

Hon. Edward J. McManus

Ex-Officio Members:

Chief Judge Donald P. Lay

Lester C. Goodchild, Circuit Executive

Reporter:

June Boadwine, Administrative Assistant
to the Chief Judge

The committee shall advise the council on standards, policies and procedures concerning the magistrates and the administration of their offices in the Eighth Circuit. The committee shall meet with the magistrates at least once each year.

The committee shall review and recommend action on magistrate matters which require judicial council approval.

The council authorizes the chairman to take action on behalf of the council on magistrate matters which require judicial council approval. Prior to approving any matter, the chief judge shall be notified of the matter which is under consideration and advised of the final action the chairman is considering.

Approvals given by the chairman shall be immediately communicated to the council members.

Any council member may request that any matter be referred to the full council for consideration.

BANKRUPTCY COMMITTEE

Composition October 1983 - October 1985

Hon. Pasco M. Bowman, Chairman

Hon. William R. Overton

Ex-Officio Members:

Chief Judge Donald P. Lay

Lester C. Goodchild, Circuit Executive

Reporter:

June Boadwine, Administrative Assistant
to the Chief Judge

The committee shall advise the council on standards, policies and procedures concerning the administration and procedures of bankruptcy courts in the Eighth Circuit. The committee shall meet with the bankruptcy judges at least once each year.

The committee shall review and recommend action on bankruptcy matters which require circuit council approval.

The council authorizes the chairman to take action on behalf of the council on bankruptcy matters which require judicial council approval. Prior to approving any matters, the chief judge shall be notified of the matter which is under consideration and advised of the final action the chairman is considering.

Approvals given by the chairman shall be immediately communicated to the council members.

Any council member may request that any matter be referred to the full council for consideration.

COMMITTEE ON THE OPERATION OF THE JURY SYSTEM

Composition October 1983 - October 1985

Hon. Myron H. Bright, Chairman

Hon. Andrew W. Bogue

Ex-Officio Members:

Chief Judge Donald P. Lay

Lester C. Goodchild, Circuit Executive

Reporter:

June Boadwine, Administrative Assistant
to the Chief Judge

The committee will study and report on the operation of the jury system in the district courts and advise on methods and procedures that will lead to effective and economical jury utilization in the courts in the Eighth Circuit.

The committee shall review and recommend action on jury system matters which require judicial council approval.

The council authorizes the chairman to take action on behalf of the council on jury system matters which require judicial council approval. Prior to approving any matter, the chief judge shall be notified of the matter which is under consideration and advised of the final action the chairman is considering.

Approvals given by the chairman shall be immediately communicated to the council members.

Any council member may request that any matter be referred to the full council for consideration.

CALENDAR AND DOCKET MANAGEMENT COMMITTEE

Composition October 1983 - October 1985

Hon. Donald P. Lay, Chairman

Hon. Edward J. McManus

Hon. Andrew W. Bogue

Hon. Howard F. Sachs

Hon. William R. Overton

Ex-Officio Member:

Lester C. Goodchild, Circuit Executive

Reporter:

June Boadwine, Administrative Assistant
to the Chief Judge

The committee shall advise the council on standards, policies, and procedures concerning the management of the dockets and calendars of the district courts in the Eighth Circuit. It shall recommend case management guidelines for council action, and shall recommend methods and procedures which the council can utilize to assist the district courts in managing their dockets.

COURT REPORTING MANAGEMENT COMMITTEE

Composition October 1983 - October 1985

Hon. Donald R. Ross, Chairman

Hon. Albert G. Schatz

Ex-Officio Members:

Chief Judge Donald P. Lay

Lester C. Goodchild, Circuit Executive

Reporter:

June Boadwine, Administrative Assistant
to the Chief Judge

The committee shall advise the council on standards, policies, and procedures concerning reporting and transcribing court proceedings in the Eighth Circuit.

The committee shall review and recommend action on court reporting matters which require judicial council approval.

The council authorizes the chairman to take action on behalf of the council on court reporting matters which require judicial council approval. Prior to approving any matter, the chief judge shall be notified of the matter which is under consideration and advised of the final action the chairman is considering.

Approvals given by the chairman shall be immediately communicated to the council members.

Any council member may request that any matter be referred to the full council for consideration.

EXECUTIVE COMMITTEE

Composition October 1983 - October 1985

Hon Theodore McMillian, Chairman

Hon. Gerald W. Heaney

Hon. Edward J. McManus

Hon. Howard F. Sachs

Ex-Officio Members:

Chief Judge Donald P. Lay

Lester C. Goodchild, Circuit Executive

Reporter:

June Boadwine, Administrative Assistant
to the Chief Judge

The committee shall from time to time review the council's committee structure and make reports and recommendations to the council concerning the procedures and operations of the committees.

On the request of the chairman of a standing committee, or the chief judge, the full committee may act on behalf of the council as to any matters requiring immediate council action which cannot await a regular meeting of the council. Upon approval, the council authorizes the Chairman of the Executive Committee to take action on those matters on behalf of the council.

Action taken pursuant to these delegations shall be immediately communicated to all council members.

Any council member may request that any matters be referred to the full council for consideration.

SPACE AND PROPERTY COMMITTEE

Composition October 1983 - October 1985

Hon. Donald P. Lay, Chairman

Hon. Gerald W. Heaney

Hon. Howard F. Sachs

Ex-Officio Member:

Lester C. Goodchild, Circuit Executive

Reporter:

June Boadwine, Administrative Assistant
to the Chief Judge

The committee shall advise the council on standards, policies, and procedures concerning the utilization and management of court space, property, and facilities.

The committee shall review and recommend action on space and property matters which require judicial council approval. Prior to approving any matter, the chief judge shall be notified of the matter which is under consideration and advised of the final action the chairman is considering.

Approvals given by the chairman shall be immediately communicated to the council members.

Any council member may request that any matter be referred to the full council for consideration.

Summary Report of the 1983 Judicial Conference of the Eighth Circuit

The 1983 Judicial Conference of the Eighth Circuit took place from July 7 through July 10, at the Broadmoor in Colorado Springs, Colorado. Held annually to undertake the business of the court and to explore means for improvement of the administration of justice in the federal courts, the Conference was convened by Chief Judge Donald P. Lay. Among the 596 registered, there were 80 members of the federal judiciary from the Eighth Circuit, chief judges of state supreme courts, chief judges of the state intermediate appellate courts, deans of law schools in the circuit, attorneys general of the states in the circuit, United States attorneys in this circuit, presidents of state bar associations, the clerk of the court of appeals and the clerks of the district courts, members of the Federal Practice Committees, and 450 lawyers from the seven states comprising the Eighth Circuit.

For the third year, registration was open to all lawyers interested in the improvement of the administration of justice in the federal courts. This practice was instituted in 1981 for the purpose of providing a more direct forum for lawyers to participate in the administrative business of the court. Total attendance, including members, spouses, and guests was 1,076.

The conference began with separate sessions, of the circuit and district judges, bankruptcy judges, magistrates and clerks of court.

Chief Judge Lay welcomed the participants at each of the general sessions.

New judges introduced were:

Hon. George G. Fagg
U.S. Circuit Judge

Circuit Judge - Designate
Pasco M. Bowman
U.S. District Judge (E.D. Missouri)

Hon. Ross T. Roberts
U.S. District Judge (W.D. Missouri)

Honored for Senior status was:
Hon. H. Kenneth Wangelin

Memorialized were:

Hon. Roy L. Stephenson
U.S. Circuit Judge

Hon. Arnold M. Adams
Bankruptcy Judge (Arkansas)

Among the many outstanding speakers were Hon. Harry A. Blackmun, Associate Justice, U.S. Supreme Court; Hon. Frank M. Coffin of the First Circuit; Hon. James McMillan, W.D. of North Carolina; Hon. William H. Webster, Director, FBI; and Hon. Robert Van Pelt, Senior District Judge, Nebraska.

A special program was held on the subject of "Better Communications by Lawyers and Judges." Mr. Fred Graham, CBS News, Washington, D.C., spoke on "How Should Lawyers and Judges Communicate With Newscasters and Reporters," and Mr. Michael Kinsley, columnist for the New Republic, spoke on "How Can Lawyers and Judges Improve Their Written Communications".

The Conference concluded with Federal Practice Committee breakfast meetings presided over by the chief judges of the district courts. Discussions at these meetings covered important subjects of concern to the bench and the bar in the Eighth Circuit with emphasis placed on Rule 16(b) of the Federal Rules of Civil Procedure.

The Program Committee responsible for the program for the Conference was Hon. Myron H. Bright and Hon. Donald R. Ross, Cochairpersons; Hon. D. Brook Bartlett; and attorneys Walter M. Clark, Herschel H. Friday, Wiley Mayne, Lindsey Miller-Lerman, Nicholas J. Spaeth, and Elizabeth Taylor.

The 1984 Judicial Conference is scheduled for July 23-25 at the Hyatt Regency Hotel in Kansas City.

FEDERAL PRACTICE COMMITTEE

The committees in each district in the circuit is chaired by the chief district judge who designates two lawyer co-chairpersons. Membership in the committee includes a cross-section of lawyers and law teachers in each district.

The committees are to:

- Study the practice and procedure in the federal courts in the Eighth Circuit and recommend to the council and the district courts changes, improvements and methods to improve and expedite case processing.
- Advise the council and district courts as to programs that will assist in maintaining a high level of competency of all attorneys practicing in the federal courts.
- Work with law schools and bar associations within the districts to co-sponsor legal education seminars in federal practice and procedures for law students and federal court practitioners.
- Assist in the organization and conduct of the annual Eighth Circuit Judicial Conference, attend such conference, and annually review the list of attendees and recommend persons who should be invited to the conference.

The clerks of the respective district courts shall act as secretary to the committees and shall keep minutes of the meetings.

The following is a list of Committee members in each of the districts in the circuit.

Eastern District of Arkansas

Chairman:
Chief Judge G. Thomas Eisele

Co-Chairpersons:
Herschel H. Friday
William R. Wilson, Jr.

Other members of the Committee are:
David Blair
Ellen B. Brantley
Darrell F. Brown
Martin G. Gilbert
Philip Kaplan
George Proctor
Stephen M. Reasoner
Carl Brents, Secretary

Western District of Arkansas

Chairman
Chief Judge H. Franklin Waters

Co-Chairpersons:
LeRoy Autrey
Robert L. Jones, Jr.

Other members of the Committee are:
Donald J. Adams
William S. Arnold
Terry Kirkpatrick
David Newbern
Don M. Schnipper
Dennis Shackelford
Bill B. Wiggins
Pat L. Graham, Jr., Secretary

Northern District of Iowa

Chairman:
Chief Judge Edward J. McManus

Co-Chairpersons:
Thomas M. Collins
John J. Greer

Other members of the Committee are:
Stephen F. Avery
Robert M. Bertsch
Claire F. Carlson
Leo E. Fitzgibbons
Edward J. Gallagher, Jr.
William O. Gray

James D. Hodges, Jr.
Wiley Mayne
William J. Rawlings
Robert L. Teig
Allan D. Vestal
William Kanak, Secretary

Southern District of Iowa

Chairmen:
Chief Judge William C. Stuart and
Judge Harold D. Vietor

Co-Chairpersons:
Ross H. Sidney
LeRoy R. Voigts

Other members of the Committee are:
Richard C. Bauerle
Lex Hawkins
Ronald M. Kayser
Don C. Nickerson
Peter J. Peters
Raymond Rosenberg
Lawrence F. Scalise
H. Richard Smith
Diane M. Stahle
Robert A. Van Vooren
David Walker
James Rosenbaum, Secretary

District of Minnesota

Chairman:
Chief Judge Miles W. Lord

Co-Chairpersons:
Alberto Miera
Ann D. Montgomery

Ex Officio:
Judge Gerald W. Heaney

Other members of the Committee are:
Bernard Becker
Andrew W. Danielson
W. James Fitzmaurice
Joseph S. Friedberg
Sheryl Ramstad Hvass
John Killen
Richard E. Kyle
John D. Levine
Daniel M. Scott

Carolyn P. Short
Marcy Wallace
Charles Williams
Robert Hess, Secretary

Eastern District of Missouri

Chairman:
Chief Judge John F. Nangle

Co-Chairpersons:
Robert S. Allen
Eugene Buckley

Other members of the Committee are:

Terry I. Adelman
Ronald L. Carlson
Kenneth Chackes
David Collins
Thomas Dittmeier
Elbert Dorsey
Manuel Drumm
Lawrence Grebel
Claire Halpern
Thomas R. Jayne
Louis Leonatti
Arthur Margulis
Michael Minton
Margaret Mooney
Sandra Moore
John Oliver
Stephen Ringkamp
L. Joe Scott
Shulamith Simon
Thomas Wack
Donald L. Wolff
Eyvon Mendenhall, Secretary

Western District of Missouri

Chairman:
Chief Judge Russell G. Clark

Co-Chairpersons:
John Martin
Joseph Sherman

Other members of the Committee are:

Donald Bonacker
Reggie C. Giffin
William A. Knox
Samuel McHenry

Ronald Reed
Malcolm Robertson
David Russell
Daniel Simon
Raymond Whiteaker
Judith Whittaker
Robert F. Connor, Secretary

District of Nebraska

Chairman:
Chief Judge Warren K. Urbom

Co-Chairpersons:
M. J. Bruckner
J. Kirk Brown

Other members of the Committee are:

Robert Cannon
Robert P. Chaloupka
Clyde Christian
Jerold V. Fennell
Barbara Gaskins
C. J. Gatz
David Herzog
Annette E. Mason
Lindsey Miller-Lerman
William P. Mueller
Murray Ogborn
Josephine R. Potuto
George Rozmarin
Thomas Thalken
William L. Olson, Secretary

District of North Dakota

Chairmen:
Chief Judge Paul Benson and
Judge Bruce M. Van Sickle

Co-Chairpersons:
James L. Lamb
Mitchell Mahoney

Other members of the Committee are:

Bruce B. Bair, Jr.
Patrick W. Durick
James S. Hill
Judith E. Howard
John D. Kelly
Karen K. Klein
Randy Lee
Patrick R. Morley

Irvin B. Nodland
Thomas E. Rutten
Rodney S. Webb
Cletus J. Schmidt, Secretary

District of South Dakota

Chairman:
Chief Judge Andrew W. Bogue

Co-Chairpersons:
John M. Costello
Stanley E. Siegel

Ex Officio:
Judge Donald Porter
Judge John B. Jones

Other members of the Committee are:

Richard K. Burke
Joseph M. Butler
William F. Day
Harold C. Doyle
Phillip N. Hogen
Charles Rick Johnson
Ross H. Oviatt
William G. Porter
Walter Reed
Robert Riter, Jr.
Donald R. Shultz
Deming Smith
Francis M. Smith
Charles M. Thompson
Bonnie P. Ulrich
William F. Clayton, Secretary

CIRCUIT EXECUTIVE'S OFFICE

CIRCUIT EXECUTIVE'S OFFICE

Background

Congress established the position of circuit executive in 1971 and prescribed the duties that may be delegated to the circuit executive. These include:

- ° Administer non-judicial activities, personnel, and budget of court of appeals.
- ° Maintain accounting systems, property control records, and space management programs.
- ° Conduct studies of the business and administration of courts within the circuits, prepare reports, and make recommendations.
- ° Collect, compile, and analyze statistical data for reports.
- ° Act in liaison with state courts, marshal's office, bar associations, civic groups, media, and others having interest in the circuit.
- ° Prepare agenda and attend meetings of judges of the circuit and circuit council.
- ° Prepare annual report with recommendations to expedite disposition of the business of the circuit.

In addition, the Bankruptcy Reform Act of 1978 provided that the circuit executive shall convene a merit screening committee for the purpose of passing on the qualifications of bankruptcy judges who are candidates for appointment or reappointment until March 31, 1984, after which the president will make the appointments.

Each chief circuit judge and circuit council has great latitude as to what duties they wish the circuit executive to perform. It should be noted that the role of the circuit executive is an evolving one and will continue to be changed in order to meet the administrative needs of the federal courts.

In the Eighth Circuit, the circuit executive has a staff of three: an administrative assistant and two secretaries.

During 1983, the circuit executive in the Eighth Circuit has exercised responsibility in the following areas of court administration:

1. Preparing annual budget request for the court of appeals and the circuit executive's office.

2. Providing support services for the purchase of equipment and furniture for judges chambers and other court offices.
3. Overseeing the court's library system.
4. Rendering support services to the chief judges office in planning and conducting the annual Eighth Circuit Judicial Conference.
5. Operating a microcomputer to support the conference, and prepare statistical reports.
6. Providing staff support to the judicial council and all of its committees. Issued 59 administrative orders evidencing action of the council.
7. Assisting in the planning of seminars for judges and court personnel sponsored by the Federal Judicial Center.
8. Providing staff services for Merit Screening Committees for bankruptcy judges. Six committees were convened in 1983.
9. Attending semi-annual meetings of Conference of Chief Judges of the United States and of the Circuit Executives.
10. Approving requests for emergency court reporter services for the district courts.
11. Coordinating space projects for the court of appeals and the district courts.
12. Assisting the chief judge in planning the meetings of the chief district judges.

UNITED STATES COURT OF APPEALS

Law School Court Sessions

In 1981, the Court of Appeals adopted a plan to schedule a regular session of the Court of Appeals, with actual cases being argued, at each law school in the Eighth Circuit once every three years. The program is intended to give students at least one exposure to an actual session of the Court during their attendance at law school.

Deans of the fifteen law schools in the Circuit have endorsed the program.

The Court endeavors to select at least three cases which are significant cases and which would present issues of a topical nature. The Clerk of the Court supplies the briefs of these cases to the law schools in advance of the Court session. The law school usually prepares a summary of the facts and issues to be presented which is distributed to the students before the arguments. At the completion of the arguments, the judges hold a discussion session with the students and faculty. When the opinion is filed, the Clerk of the Court sends a copy to the law school where it can be posted and read by students.

During 1983, the Court sat at five of the fifteen law schools. Responses of students continue to be enthusiastic. Members of the Court enjoy the sessions which enable them to interact with law students and school faculty as well.

Below is a table showing the law schools in the Circuit, the dates when the Court of Appeals has sat there, and the names of the judges presiding.

TABLE 5
UNITED STATES COURT OF APPEALS
FOR THE EIGHTH CIRCUIT
COURT SESSIONS HELD IN LAW SCHOOLS

LAW SCHOOLS	1975	1976	1977	1978	1979	1980	1981	1982	1983
-------------	------	------	------	------	------	------	------	------	------

Univ of Arkansas
Fayetteville, AR

November 17
Presiding
Judges:
Lay
Henley
Harris

Univ of Arkansas
Little Rock, AR

March 6
Presiding
Judges:
Heaney
Henley
Arnold

February 2
Presiding
Judges:
Lay
Henley
Arnold

Univ of Missouri
Kansas City, MO

April 17
Presiding
Judges:
Lay
Bright
F. Gibson

Wm. Mitchell
College of Law
St. Paul, MN

October 14
Presiding
Judges:
Lay
Heaney
Bright

Hamline Univ
School of Law
St. Paul, MN

November 11
Presiding
Judges:
Lay
Henley
Arnold

TABLE 5
UNITED STATES COURT OF APPEALS
FOR THE EIGHTH CIRCUIT
COURT SESSIONS HELD IN LAW SCHOOLS
con't

LAW SCHOOLS	1975	1976	1977	1978	1979	1980	1981	1982	1983
Drake Univ Des Moines, IA		October 7 Presiding Judges: Lay Stephenson F. Gibson					April 2 Presiding Judges: Lay Stephenson Arnold		
Univ of North Dakota Grand Forks, ND		October 5 Presiding Judges: Heaney Bright Ross					October 14 Presiding Judges: Bright Ross Devitt		October 14 Presiding Judges: Bright Gibson, J.R. Fagg
Univ of Minnesota Minneapolis, MN				May 16 Presiding Judges: Heaney Bright F. Gibson	May 17 Presiding Judges: Heaney McMillian F. Gibson		October 14 Presiding Judges: Lay Heaney Henley	November 11 Presiding Judges: Lay Henley Arnold	
Univ of Missouri COLUMBIA, MO						October 13 Presiding Judges: Ross Gibson Sachs			
St. Louis Univ St. Louis, MO						October 15 Presiding Judges: Lay Bright McMillian			March 14 Presiding Judges: Ross J. Gibson Bowman

TABLE 5
UNITED STATES COURT OF APPEALS
FOR THE EIGHTH CIRCUIT
COURT SESSIONS HELD IN LAW SCHOOLS
con't

LAW SCHOOLS	1975	1976	1977	1978	1979	1980	1981	1982	1983
Washington Univ St. Louis, MO	February 13 Presiding Judges: Bright Ross Stephenson							February 11 Presiding Judges: Lay McMillian Stephenson	February 16 Presiding Judges: Heaney McMillian Arnold
Creighton Univ Omaha, NE	March 31 Presiding Judges: Lay Ross F. Gibson							March 25 Presiding Judges: Ross Stephenson Van Pelt	
Univ of Nebraska Lincoln, NE	November 3 Presiding Judges: Lay Ross F. Gibson				April 24 Presiding Judges: Lay Bright Ross				February 17 Presiding Judges: Lay Bright Ross
Univ of South Dakota Vermillion, SD		September 24 Presiding Judges: Bright Ross Webster						April 23 Presiding Judges: Lay Bright Ross	
Univ of Iowa Iowa City, IA		October 8 Presiding Judges: Lay Stephenson F. Gibson					April 3 Presiding Judges: Lay Stephenson Arnold		

PRE-ARGUMENT/SETTLEMENT CONFERENCE PROGRAM

Pursuant to Federal Rules of Appellate Procedure 33, the United States Court of Appeals for the Eighth Circuit designated certain civil appeals from the United States district courts for consideration in the settlement program.

In every such civil case, at the time of filing the notice of appeal with the district court clerk, the appellant must also file a completed Appellant's Appeal Information Form, Form A, with the Clerk of the Court of Appeals and serve a copy on the appellee(s) together with the uncompleted Appellee's Appeal Information Form, Form B. Having been furnished with the completed Form A, the appellee completes Form B and files it directly with the Clerk of the Court of Appeals. Forms are available in the clerk's office of both the Court of Appeals and the district courts.

The district court clerk furnishes to the Clerk of the Court of Appeals two copies of the notice of appeal, the docket entries, the judgment or order appealed from together with any memorandum or finding by the district court. In jury tried cases or other cases where a district court opinion is not issued (e.g. no motion for new trial filed) counsel are encouraged to include with the notice of appeal and Appeal Information Form (or separately with the Settlement Director) copies of the relevant pre-trial and post-trial motions and legal memoranda that provide helpful background about the nature of the case.

Joint personal conferences with the attorneys, and when possible with their respective clients, are conducted.

Apart from the prospect of settlement, the Director also promotes the delineation and simplification of the issues on appeal.

Although participation in the program is voluntary, the Court strongly urges participation and cooperation of attorneys and their clients.

Regular personal conferences are held in St. Louis, St. Paul, and Little Rock, and other locations when feasible. Telephone conferences are also conducted. In cases where the amount in controversy is substantial, counsels are encouraged to attend conferences in St. Louis when the Director is unable to schedule a case for conference in one of the cities mentioned.

The following table indicates the activities of the program for 1983.

TABLE 6

PRE-ARGUMENT CONFERENCE PROGRAM
YEAR ENDING DECEMBER 31, 1983*

I.	Total files examined	606
II.	No contact made and/or screened out	353
	Substantial legal issues not conducive to Program	89
	One or more parties not interested in program	68
	State or federal agency, U.S. party	195
	Dismissed by appellant without contact	19
	Other	5
III.	Contact	253
	Conference	79
	Telephone	174
	A. Settlements	52
	B. Issue Reduction	7
	C. Pending	35
	D. Closed	159
	E. Referred to Senior Staff Attorney	24
	Dismissed	12
	F. Dismissed after contact	17

*The Settlement Director position was vacant from January until mid-February.

**U.S. Court of Appeals
For the Eighth Circuit
Clerk's Office**

On September 18, 1983, a fire caused extensive damage to the Clerk's office. The building sprinkler contained the fire to a limited area in the office, but soot and water damage were extensive. Relatively few records were destroyed in the fire, but many files sustained both water and soot damage. The Clerk's office was forced to operate from temporary quarters while the office was extensively renovated. Services were restored and the office was operational within two days after the fire, but many problems were encountered until the Clerk's office was able to move back to the regular office space in late November. The aftermath of the fire was complicated by a makeshift office arrangement and a record breaking pace in both new case filings and case dispositions.

The Clerk's office underwent organizational as well as physical changes in 1983. Michael Gans was appointed Chief Deputy Clerk and assumed expanded operational responsibilities. The three case processing units - Docketing, Monitoring and Close-Out - and the Administrative Unit were consolidated into two units: a Single Case Processing Unit which is responsible for most of the major steps in appellate case processing and an Administrative Services Unit which is responsible for specialized functions such as calendaring and support services including records management, statistics and office business functions. Five deputies have been designated as case managers with responsibility to oversee all activity within designated cases.

The newly appointed Advisory Committee under the joint chairmanship of Judges Richard S. Arnold and John R. Gibson held its initial meeting in St. Paul and was charged with the task of reviewing Eighth Circuit Rules and producing a Practitioner's Handbook and Internal Operating Procedures Manual. The work product of the Advisory Committee's efforts will be distributed at the 1984 Conference. Selected rules revisions have been approved by the court and a Handbook/Procedures Manual which supplements the circuit rules has been adopted and approved for distribution.

The main rules revision involves the record on appeal. The court has been trying to reduce the size of records submitted on appeal as well as reduce the cost involved in producing the record. Instead of filing three copies of the Clerk's Record or four copies of the Appendix counsel will only be required to file one copy of the Designated Record. Counsel will be required to file with the brief a limited addendum (15 pages) of the most relevant material in the Designated Record.

The court has continued its practice of sitting primarily in St. Louis, Missouri and St. Paul, Minnesota. Sessions are occasionally scheduled in Kansas City, Missouri and in Omaha, Nebraska.

Another service which has been developed with the assistance of the district court clerks is the simultaneous release of Eighth Circuit opinions in selected cases. In those cases which are selected for a simultaneous release of the opinion copies of the opinion are made available through the district court clerk's office at the same time that the opinion is released in St. Louis. This practice enables counsel to have immediate access to the opinion as well as the local media rather than being dependent on news accounts of the opinion and the delays experienced in waiting for mail delivery. The simultaneous release policy is not done in every case because of the added administrative burden but it is available in certain cases where there is keen local interest in a particular case. Inquiries should be directed to the Clerk's office in St. Louis for more details about the procedure.

STAFF ATTORNEYS' OFFICE

The staff attorneys' office is located in St. Louis. The office is supervised by a senior staff attorney who is assisted by a supervising staff attorney who works half-time, six other full-time attorneys, one other half-time staff attorney, one attorney who is stationed in St. Paul, and three secretaries, one of whom works primarily with the settlement conference director. Most of the staff attorneys are assigned to work on the screening panel (nonargument cases) of one or two individual judges.

When briefs are filed, all cases are sent to the senior staff attorney who screens the cases according to court guidelines. Cases screened for argument are returned to the clerk and calendared for oral argument and normally the staff is through with them. When a case is screened no-argument, a judge must concur in that screening. Then it is returned to the staff for preparation of a memorandum.

All pro se civil appeals are sent with the original district court record to the senior staff attorney. After preliminary review, they are sent to a staff attorney to evaluate if they can be decided without briefs; if so, a recommended disposition is sent to a screening panel (three judges for possible action); if not, the record is held until the briefs are filed and the appeal proceeds as any other.

Although the staff is occasionally assigned argument cases, most of the case work done by the staff is on screening panel cases which are of three kinds: (1) cases screened no-argument, (2) pro se prisoner appeals, including both habeas corpus and civil rights cases, and (3) jurisdictional motions which may be dispositive of the appeal. Memoranda and, when directed, draft per curiam opinions are prepared by the staff and circulated to a three judge panel for disposition. Over eighty percent of staff time is spent doing case work.

Law clerk orientation for staff attorneys and all law clerks to judges is held before the first court session in St. Louis each fall. This program is under the stewardship of Judge Richard S. Arnold. In the morning, representatives of the clerk's office, circuit executive's office, library, staff attorneys' office, and the chief judge explain their functions. In the afternoon, substantive presentations are made on particular legal topics. In 1983, Mary Winslow, a law professor, and Cal Hamilton, a U. S. Magistrate, spoke on sex discrimination and pro se prisoner cases, respectively. Computer aided legal research training is provided during the week.

Other staff projects include rules committee work, the social security project, and education. For the past two years, the supervising staff attorney has worked closely with the Court's Rules Committee in drafting a new set of rules and a practice manual to accompany the rules.

The Court has undertaken a program to alleviate the backlog of social security cases that existed in the Circuit's district courts. Under that program circuit and district judges are assigned social security cases. A staff attorney has been hired to assist those judges in handling those cases. In the two years, that program has resulted in over one hundred completed case assignments by that attorney.

The Court of Appeals has experienced a significant increase in filings during the last six years. In order to keep up with those increases the court has undertaken measures designed to increase terminations. One such measure was an increase in case screening by the staff attorneys' office. Another was to increase the number of cases calendared each month. The court also scheduled additional hearing days.

The workload of the staff attorneys' office has increased significantly as a result of these measures. Following is a table indicating the workload of the staff attorneys' office from 1979 through 1983.

TABLE 7

**Court of Appeals
Staff Attorneys' Office Workload
1978-1983**

<u>Year</u>	<u>1st Quarter</u>	<u>2nd Quarter</u>	<u>3rd Quarter</u>	<u>4th Quarter</u>	<u>Total</u>	%
						<u>Increase</u>
1979	54 cases	54 cases	59 cases	63 cases	230	28.5
1980	65 cases	65 cases	70 cases	70 cass	270	17.4
1981	71 cases	74 cases	102 cases	90 cases	337	24.8
1982	102 cases	86 cases	107 cases	77 cases	372	10.4
1983	116 cases	118 cases	100 cases	108 cases	442	18.8

EIGHTH CIRCUIT LIBRARY SYSTEM

The Eighth Circuit Library System presently is comprised of six libraries. The Central Library for the circuit is located in St. Louis. Staffed branch libraries are located in St. Paul, Little Rock, Omaha, Des Moines and Kansas City. These facilities, closer to judges and to supporting personnel, have expedited service. The Central Library, directly and through its branch libraries, provides information and research services to all the circuit judges, district judges, bankruptcy judges, magistrates, and their supporting personnel within the Eighth Circuit. The libraries supply court and agency opinions, law reviews, books and congressional materials to judges, the circuit executive, and their supporting personnel.

The Eighth Circuit Library System had an eventful year in 1983. New staff commenced duties, new services were added and other services were continued and improved. Plans were completed for renovation and expansion at several locations and the size of the collection was increased.

1. PERSONNEL

Patti Rodi Monk, Circuit Librarian for thirteen years, resigned in May 1983. David K. Brennan, the new Circuit Librarian, came to the Eighth Circuit November 1, 1983. He holds both the law degree and a degree in library science in addition to nineteen years of professional library experience in academic law libraries. From May to November, Mary Kay Jung acted as interim Circuit Librarian to provide the necessary professional continuity and to maintain library services.

Kathryn C. Kratz was appointed St. Paul Branch Librarian effective March 1, 1983. Kathy came to the Eighth Circuit from West Publishing Company where she had been an editor.

Kathryn Fitzhugh, Branch Librarian in Little Rock, resigned October 31, 1983, to become a law clerk to Judge Howard, District Judge, Eastern District of Arkansas. She was replaced by Allison Pitcock who was formerly a reference librarian at Memphis Public Library.

Margaret Tranne Pearce was hired in December to become Branch Librarian at the new Kansas City library. Tranne came to the Eighth Circuit from the Missouri Court of Appeals, Eastern District, where she had been Law Librarian.

Carol T. Johnson, formerly a reference librarian with the Tulsa and Oklahoma City public libraries, came to the Central Library in St. Louis in December. She serves as reference librarian and also as the system supervisor of the NBI word processor.

2. SERVICES

Purchase orders for all new library acquisitions funded by the Administrative Office are now written locally by the Central Library, thereby relieving the Law Book Procurement Division of this task. The result has been that books are received much more quickly than under the former system.

The Circuit Librarian has been given authority to dispose of obsolete, excess and surplus lawbooks under guidelines set forth by the Administrative Office. The library staff assisted a number of judges in arranging for the transfer of sets from one chambers to another, cancelling subscriptions, or eliminating excess books from chambers.

The Central Library continued to publish the Index of Slip Opinions, United States Court of Appeals, 8th Circuit. This monthly service includes a table of cases as well as a topical index. There are quarterly cumulations. Beginning with the January, 1984 issue, the Index will be produced on the NBI word processor. This will allow continuous cumulation without the necessity of retyping the entire document.

U.S.C.A. 8th Circuit Library News is primarily a listing of recent acquisitions, with full cataloging information and location symbols. The Central Library and Branch Libraries' staff, hours, addresses and telephone numbers are given.

Content Pages of Selected Law Reviews is a current awareness service added by the Circuit Librarian in December, 1983. Tables of contents pages of recent law journals are distributed each month to judges and law clerks in the Eighth Circuit. Court personnel may obtain copies of desired articles by contacting the Central Library or one of the branches.

On-line computer assisted legal research using WESTLAW totaled 1,795 hours for an average of 149.6 hours per month. This was an increase of 11 per cent over the previous year.

The percentage of use for the year was apportioned as follows: St. Louis 26.2%, Kansas City 24.7%, Little Rock 17.2%, Omaha 16.3% and St. Paul 15.6%. A terminal was installed in the St. Paul Branch Library in February 1983.

Library services were provided by mail or chambers delivery to 11 circuit judges, 17 district judges, 5 bankruptcy judges, 2 magistrates and 31 other court personnel. A total of 519 reference requests were filled by mail.

3. COLLECTION

Added to the book collection during 1983 were 1,338 new volumes. Of these, 256 were new titles and 1,082 were continuation volumes added to existing sets. Also added in the past year were 18,892 microfiche. There were 250 periodicals bound, but in the future more of this type of publication will be acquired in microform.

4. RENOVATIONS

Renovations are underway in the Omaha and Des Moines branches and should be completed by mid-1984. The St. Louis expansion and renovation is in the final design stage and construction is scheduled to begin in Fall, 1984. Construction for the new Kansas City branch is in the early planning stage.

REPORTS FROM CLERKS OF DISTRICT COURTS

Five districts in the circuit reported the installation of word processing equipment compatible with the equipment purchased by the court of appeals and the circuit executive's office.

Jury Automation of Jury Systems continued in the circuit with the installation of an automated system in the District of Minnesota. That system utilizes a local government computer to generate juror questionnaires and summons. That district also developed an abbreviated docket system for student loan cases in order to cope with the increased volume of those cases.

The Western District of Arkansas commenced the preparation and distribution of yearly summaries of case filings and disposition for its divisions.

The Southern District of Iowa continued its participation in a national program to develop standards for the admission of attorneys to practice in the federal courts. The clerk's office processed over 2,000 certificates certifying the completion of a continuing legal education program by attorneys practicing in the federal courts.

The District of North Dakota has revised its admission procedures and forms to reduce the number of letters and memos that are required to process attorney admissions. The district also revised its case closing procedures to accommodate the Federal Record Center's requirement that records of cases tried be filed separately for retention. Special juror badges have also been utilized to improve juror security.

The Northern District of Iowa has revised its juror check-in procedure. Voucher forms are now prepared in advance and are then completed when the juror appears.

The Western District of Missouri has installed electronic sound recordings in two courtrooms for use in both criminal and civil trials. In 1984, the district will begin docketing criminal cases using the electronic system developed for the courts by the Federal Judicial Center and the Administrative Office of the Courts. Electronic equipment is also being used to record attorney admissions, fiscal transactions, and names of authorized bonding agents. A court-wide supply distribution center was established to control purchases and reduce costs.

The District of Nebraska joined the automated system for processing Criminal Violation Bureau matters which is located in the District of Colorado. The district also revised its mailing procedure so that all items to be mailed to an addressee are batched and enclosed in one envelope.

The District of South Dakota has improved juror utilization by the use of a code-a-phone, reducing the number of jurors called and instituting multiple voir dire procedures.

The Eastern District of Arkansas has been selected as one of the fifteen federal district courts to receive a minicomputer to be used for civil case management and management of administrative functions, including inventory, attorney roster and financial accounting. In preparation for the installation of the computer, members of the clerk's staff have completed computer courses. A court automation planning committee has been established consisting of judges, law clerks, clerks of court and judges' secretaries.

All the clerks of the district courts continued to provide support services for the Federal Practice Committees established in each district for the purpose of providing advice to the district courts on its rules and on methods to improve calendar management.

In April 1983, the chief judges and the clerks of the district courts in the Eighth Circuit participated in a three day seminar with their counterparts in the Seventh Circuit. The seminar was sponsored by the Federal Judicial Center and emphasized the concept of the chief judge and clerk as a management team. Program topics included the team approach to the management of calendars, jurors, court reporters, space and facilities, planning and automation. The Eastern District of Arkansas' Chief Judge G. Thomas Eisele and its Clerk of Court Carl R. Brents, served on the planning group along with the circuit executive. This was the first such seminar of its kind sponsored by the Federal Judicial Center and because of the interest shown by the participants, it may be repeated in the future.

III

JUDICIAL WORKLOAD

STATEMENT ON STATISTICS USED

This report uses calendar year statistical data prepared by the Administrative Office of the U.S. Courts. The purpose for selecting the data compiled by the calendar year rather than the federal court's statistical year (July 1 - June 30) is two-fold: 1) 28 U.S.C. §332 (e) (10) suggests that circuit executives prepare annual reports on a calendar year basis; and 2) using calendar year data allows this report to be more timely and relevant.

Because all data in the calendar year reports is not published on a regular basis, the Administrative Office generously has provided unpublished or specially prepared data to fill in the gaps whenever this data was available.

In the previous Annual Reports for the Eighth Circuit, statistics for the bankruptcy courts covered the courts statistical year. However, this year's report presents all bankruptcy court data for the calendar year. Relevant calendar year bankruptcy court data is now available for the years commencing in 1981 and is presented herein.

Finally, this report presents numerous graphs for the court of appeals, district courts and bankruptcy courts. This was made possible through the acquisition of a computer in the court which can utilize sophisticated software to produce graphs.

UNITED STATES COURT OF APPEALS

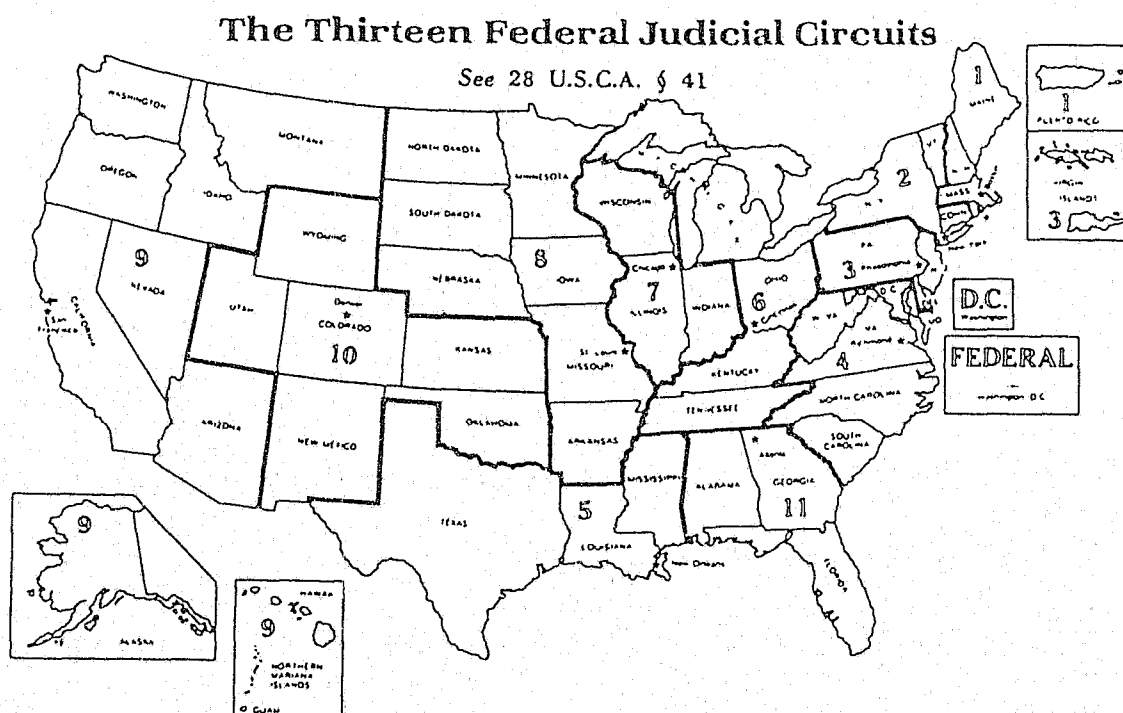
Court Profile

U.S. Court of Appeals

Eighth Circuit

Geography

Area:	Sq. Miles	Population (1980)
Arkansas	51,950	2,266,832
Iowa	55,945	2,871,795
Minnesota	84,068	4,077,148
Missouri	68,990	4,917,444
Nebraska	77,227	1,570,006
North Dakota	70,665	652,695
South Dakota	77,047	690,178
Total Area	485,892	17,046,098



**U.S. Court of Appeals
Eighth Circuit**

Circuit Judgeships

Authorized Judges	9*
Senior Judges	2

Authorized Places of Holding Court**

St. Louis, Missouri
Kansas City, Missouri
Omaha, Nebraska
St. Paul, Minnesota

Headquarters

Northern Division and
Chief Judge's Chambers

Residence of Judges:

<u>State</u>	<u>Resident Active</u>	<u>Judges Senior</u>
Arkansas	1	1
Iowa	1	
Minnesota	2	
Missouri	3	1
Nebraska	1	
North Dakota	1	
South Dakota	0	
TOTAL	9	2

*In 1982 the Judicial Conference of the United States approved and submitted to Congress a recommendation to authorize an additional judgeship.

**The court holds court at each law school within the circuit approximately once every three years.

TABLE 8
Total Caseload
United States Court of Appeals
For the Eighth Circuit
Twelve Month Periods Ending December 31st

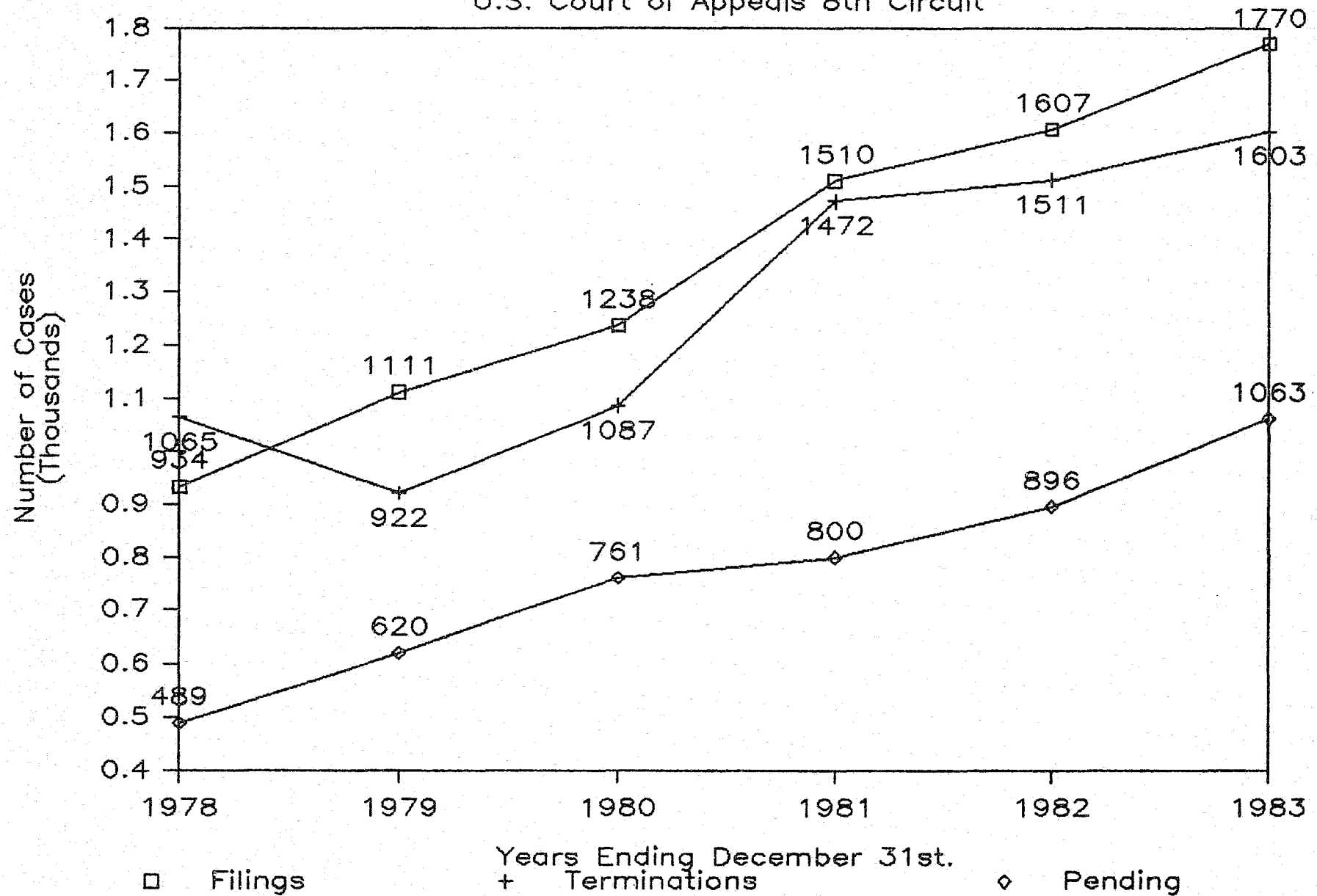
	<u>1977</u>	<u>1980</u>	<u>% Change</u>	<u>1981</u>	<u>% Change</u>	<u>1982</u>	<u>% Change</u>	<u>1983</u>	<u>% Change</u>	<u>% Change over 1977</u>
Totals										
Filed	1,014	1,238	+22.1	1,510	+22.0	1,607	+6.4	1,770	+10.1	+74.6
Terminated	1,110	1,087	-2.1	1,472	+35.4	1,511	+2.6	1,603	+6.1	+44.4
Pending	613	771	+25.8	800	+3.8	896	+12.0	1,063	+18.6	+73.4
Civil Cases*										
Filed	669	847	+26.6	1,137	+34.2	1,233	+8.4	1,382	+12.1	+106.6
Terminated	731	787	+7.7	1,060	+34.7	1,142	+7.7	1,262	+10.5	+72.6
Pending	420	516	+22.9	592	+14.7	683	+15.4	803	+17.6	+91.2
Criminal Cases										
Filed	237	238	+0.4	233	-2.1	266	+14.2	292	+9.8	+23.2
Terminated	274	167	-39.1	238	+42.5	258	+8.4	235	-8.9	-14.2
Pending	123	147	+19.5	142	-3.4	150	+5.6	207	+38.0	+68.3
Administrative Cases										
Filed	108	153	+41.7	140	-8.5	108	-22.9	96	-11.1	-11.1
Terminated	105	133	+26.7	174	+30.8	111	-36.2	106	-4.5	+1.0
Pending	70	108	+54.3	66	-38.9	63	-4.5	53	-15.9	-24.3

* Includes United States civil, private civil, bankruptcy, original proceedings and prisoner petitions.

TABLE 9

Judicial Workload Profile

U.S. Court of Appeals 8th Circuit



Summary of Statistics
For the Eighth Circuit Court of Appeals

In 1983, total filings increased for the fifth consecutive year, rising from 1,607 in 1982 to 1,770 in 1983 or 10.1 percent. Total filings in 1983 were 17.2 percent above 1981 filings, 43 percent above 1980 filings, 59.3 percent above 1979 filings and 89.5 percent above 1978 filings.

In 1983, prisoner filings were 119.2 percent above 1977 followed by civil, criminal, and administrative case filings which rose 104.6 percent, 56.2 percent, and 17.1 percent respectively, during the same period.

The Eighth Circuit continued to record an increase in pending cases which began in 1979. The total pending caseload at the end of 1983 stood at 1063, the highest ever recorded in the circuit. That figure represented a 19.4 percent increase over 1982, a 39.7 percent increase over 1980, and a 117.4 percent increase over 1978.

The court increased terminations in 1983 by 6.1 percent, despite the fact that it was short a judgeship for 7 months.

Table B in the appendix provides comparative data for cases commenced, terminated, and pending for the United States Courts of Appeals for the calendar years 1982 and 1983.

The charts below which depict the courts total projected workload through 1990 and the per panel workload through 1985 are based upon the average percentage increases recorded during the last several years.

If the projections hold true, in 1985 the court would have over 740 case filings per panel compared to 590 for 1983. A bill is pending in congress to create a tenth judgeship for the Eighth Circuit. If created, the projected per panel figure for 1985 would be slightly less than 680.

Table 10
Workload Projections (1984-1990)

U. S. Court of Appeals Eighth Circuit

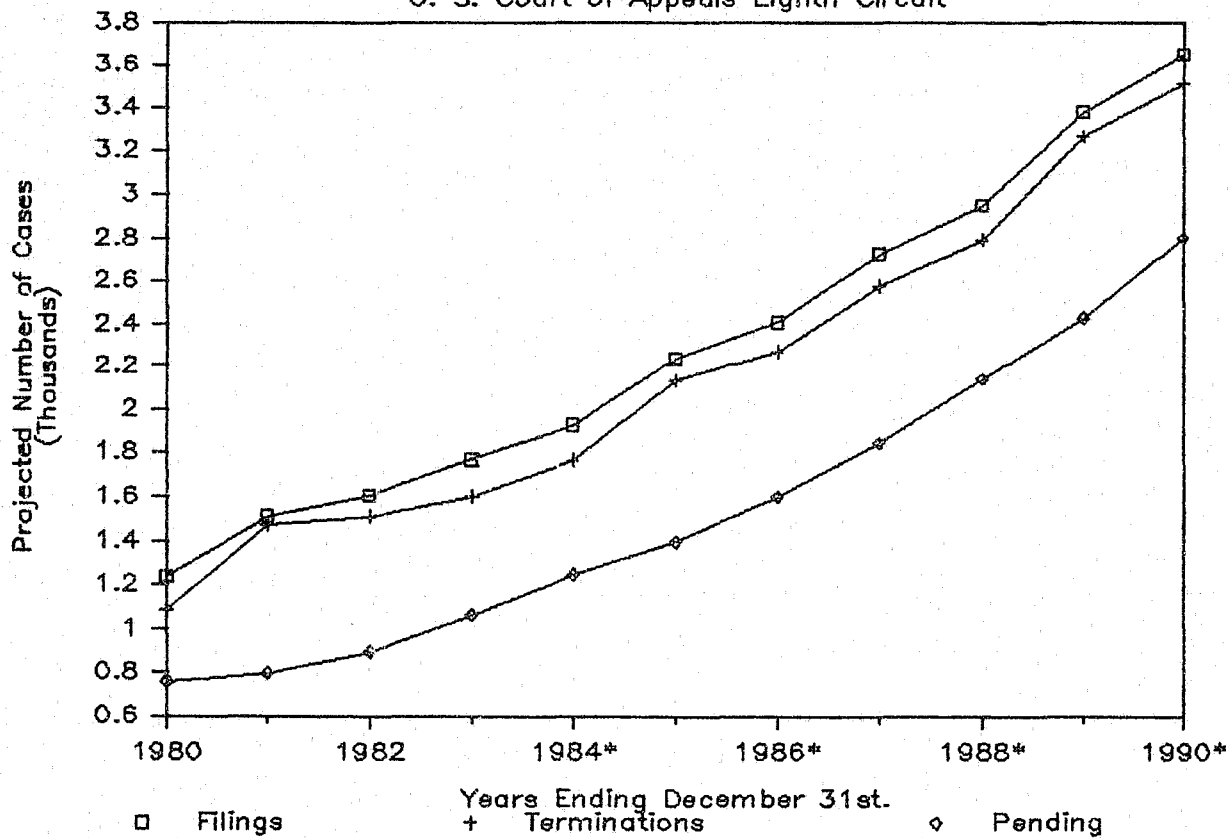


TABLE 11

Projected Panel Workload (1984-1985)

U. S. Court of Appeals Eighth Circuit

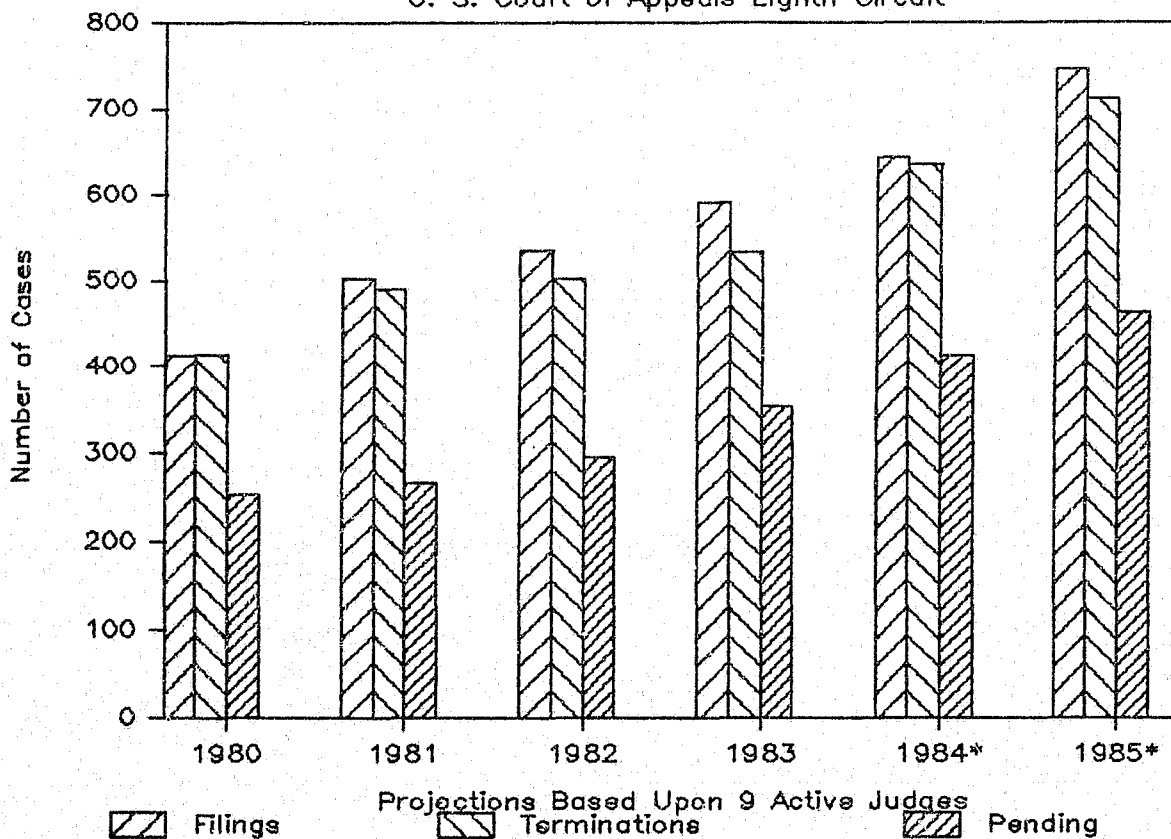


Table 12
EIGHTH CIRCUIT AND ALL UNITED STATES COURTS OF APPEALS
Source of Appeals and Original Proceedings Commenced
For the Twelve Month Periods Ended December 31,

SOURCE	1978		1979		1980		1981		1982		1983	
Percent of Totals	%		%		%		%		%		%	
United States District Courts.....	15,973	81.64	18,011	81.85	19,646	81.44	22,758	82.92	23,814	84.59	26,098	84.77
Bankruptcy	419	2.14	430	1.95	398	1.65	476	1.73	565	2.01	850	2.76
Boards and Commissions, Total.....	2,711	13.86	2,979	13.54	3,431	14.22	3,464	12.62	3,036	10.78	2,978	9.67
The Tax Court of the United States .	235	1.20	302	1.37	286	1.19	378	1.38	373	1.32	406	1.32
Civil Aeronautics Board.....	57	0.29	43	0.20	31	0.13	15	0.05	27	0.10	24	0.08
Federal Communications Commission	76	0.39	106	0.48	132	0.55	105	0.38	122	0.43	134	0.44
Federal Energy Regulatory Commission	123	0.63	350	1.59	282	1.17	184	0.67	172	0.61	308	1.00
Federal Trade Commission.....	51	0.26	67	0.30	15	0.06	20	0.07	15	0.05	12	0.04
National Labor Relations Board	870	4.45	935	4.25	1,037	4.30	992	3.61	825	2.93	634	2.06
Secretary of Agriculture.....	7	0.04	12	0.05	6	0.02	13	0.05	11	0.04	9	0.03
Securities and Exchange Commission	14	0.07	13	0.06	18	0.07	18	0.07	13	0.05	8	0.03
Immigration and Naturalization Service	223	1.14	209	0.95	328	1.36	352	1.28	333	1.18	478	1.55
All Other Boards and Commissions ..	1,055	5.39	942	4.28	1,296	5.37	1,387	5.05	1,147	4.07	965	3.13
Original Proceedings	461	2.36	585	2.66	647	2.68	747	2.72	737	2.62	860	2.79
TOTAL APPEALS ALL CIRCUITS...	19,564	100%	22,005	100%	24,122	100%	27,445	100%	28,152	100%	30,786	100%

TABLE 12 (continued)
EIGHTH CIRCUIT AND ALL UNITED STATES COURTS OF APPEALS
Source of Appeals and Original Proceedings Commenced
For the Twelve Month Periods Ended December 31,

SOURCE		1978		1979		1980		1981		1982		1983	
Percent of Totals		%		%		%		%		%		%	
Arkansas													
Eastern		70	7.49	150	13.46	122	9.85	189	12.52	174	10.89	204	11.53
Western.....		35	3.74	56	5.03	31	2.50	51	3.38	79	4.92	95	5.37
Iowa													
Northern.....		36	3.85	28	2.51	59	4.77	55	3.64	48	2.99	62	3.50
Southern		38	4.06	66	5.92	61	4.93	77	5.10	61	3.80	108	6.10
Minnesota.....		150	16.04	144	12.93	167	13.49	218	14.44	221	13.75	205	11.58
Missouri													
Eastern		231	24.71	232	20.83	243	19.63	319	21.13	287	17.86	357	20.17
Western.....		106	11.34	105	9.43	162	13.09	182	12.05	240	15.06	277	15.65
Nebraska.....		74	7.91	78	7.00	66	5.33	107	7.09	129	8.03	121	6.84
North Dakota		46	4.92	44	3.95	51	4.12	45	2.98	51	3.17	59	3.33
South Dakota		<u>49</u>	<u>5.24</u>	<u>60</u>	<u>5.39</u>	<u>75</u>	<u>6.06</u>	<u>70</u>	<u>4.64</u>	<u>110</u>	<u>6.85</u>	<u>94</u>	<u>5.31</u>
TOTAL DISTRICT COURTS		835	89.30	963	86.45	1,037	83.76	1,313	86.95	1,400	87.31	1,582	89.38
Bankruptcy		0	0	3	0.27	19	1.53	20	1.32	42	2.43	48	2.71
The Tax Court of the United States ...		12	1.28	16	1.44	27	2.18	26	1.72	28	1.74	22	1.24
National Labor Relations Board		44	4.71	70	6.28	66	5.33	62	4.11	36	2.24	31	1.75
All Other Boards and Commissions		<u>26</u>	<u>2.78</u>	<u>43</u>	<u>3.86</u>	<u>60</u>	<u>4.85</u>	<u>52</u>	<u>3.44</u>	<u>44</u>	<u>2.74</u>	<u>43</u>	<u>2.43</u>
TOTAL BOARDS AND COMMISSIONS		82	8.77	129	13.80	153	12.36	140	9.27	108	6.72	96	5.42
Original Proceedings		18	1.93	19	1.71	29	2.34	37	2.45	57	3.55	44	2.49
TOTAL APPEALS EIGHTH CIRCUIT		935	100%	1,114	100%	1,238	100%	1,510	100%	1,607	100%	1,770	100%

The table above indicates the source of appeals for the calendar years 1978 through 1983 for the Eighth Circuit and for all the circuits in the nation. In 1983, the district courts were the source of 89.38 percent of the appeals in the Eighth Circuit, slightly higher than the national figure of 84.77 percent for the year.

The Administrative agency appeals in the Eighth Circuit continued to decline for the fourth year in a row resulting in a 37.25 percent reduction since 1980. Nationwide, the rate of Administrative appeals declined from 14 percent in 1980 to 9.67 percent in 1983.

TABLE 13

**Eighth Circuit Court of Appeals
Administrative Agency Filings
For Calendar Years 1980 through 1983**

	<u>1980</u>	<u>1981</u>	<u>1982</u>	<u>1983</u>
Total	153	140	108	96
Civil Aeronautics Board	1	0	0	6
Copyright Royalty Tribunal	1	0	0	0
Department of Agriculture	1	3	1	1
Department of Energy	6	0	1	0
Department of Labor	2	0	4	2
Department of Transportation	1	1	0	1
Drug Enforcement Agency	0	2	0	0
Environmental Protection Agency	7	6	1	0
Federal Aviation Administration	1	1	2	0
Federal Energy Regulatory Commission	3	5	1	3
Federal Labor Relations Authority	1	1	1	0
Federal Reserve System	2	0	0	3
Federal Trade Commission	3	0	1	0
Health and Human Services	1	0	1	3
Immigration and Naturalization Service	2	2	7	7
Interstate Commerce Commission	17	9	9	7
Merit Systems Protection Board	3	8	8	0
National Labor Relations Board	61	62	36	31
Occupational Safety and Health Administration	2	1	0	0
Occupational Safety and Health Review Commission	1	6	2	0
Railroad Retirement Board	0	2	1	4
U.S. Tax Court	25	26	28	22
Other	12	5	4	6

Above is a table listing selected Administrative agencies and the number of appeals they filed in the Eighth Circuit during calendar years 1980, 1981, 1982 and 1983. As indicated therein, in those years, national labor board cases and tax court cases, in that order, lead the Administrative agencies in case filings.

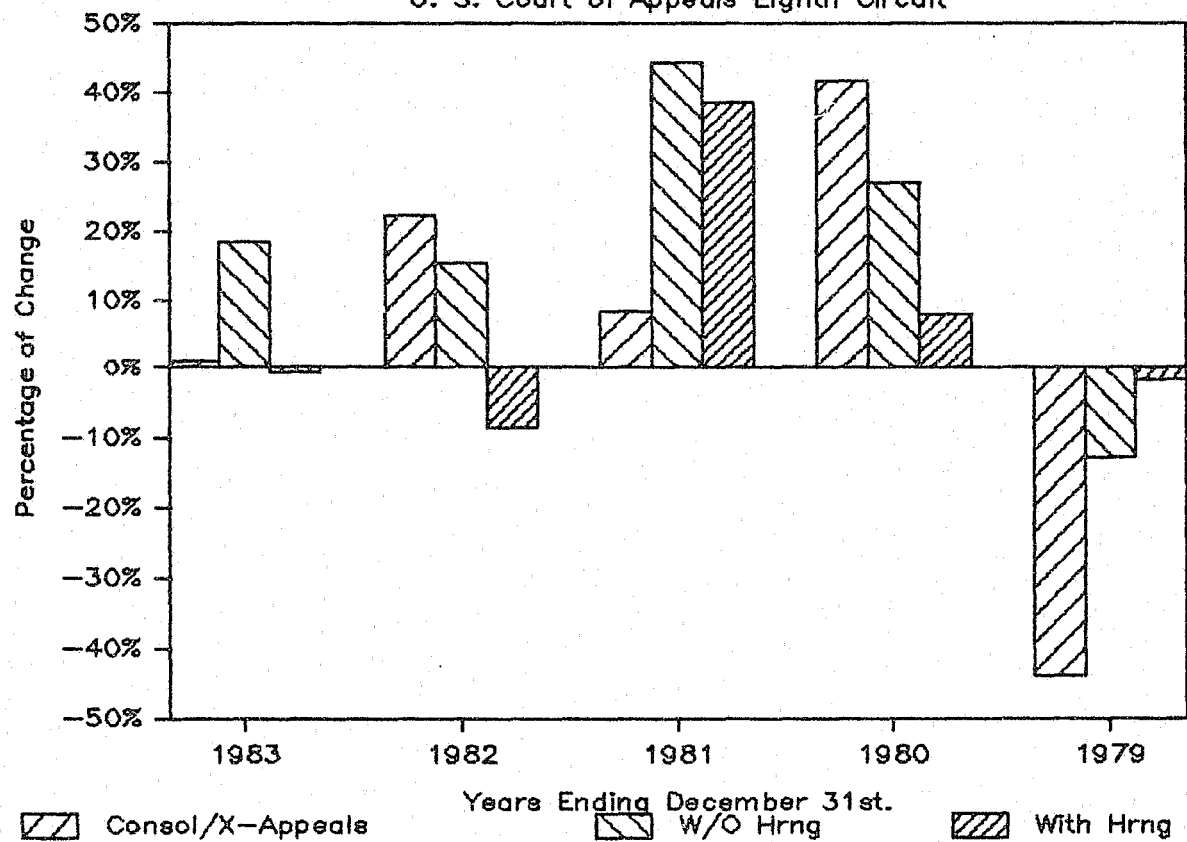
TABLE 14
Source of Appeals in Civil and Criminal Cases
From U.S. District Courts
For the Twelve Months Ended December 31, 1982 and 1983

	APPEALS COMMENCED									APPEALS DISPOSED OF								
	TOTAL			CIVIL			CRIMINAL			TOTAL			CIVIL			CRIMINAL		
	1982	1983	% Change	1982	1983	% Change	1982	1983	% Change	1982	1983	% Change	1982	1983	% Change	1982	1983	% Change
Total All																		
U.S. District Courts.....	23,814	26,098	+9.6	18,996	21,255	+11.9	4,858	4,843	-0.3	23,467	25,112	+7.0	18,879	20,293	+7.5	4,588	4,819	+5.0
% of Total	100%	100%		79.8%	81.4%		20.4%	18.6%		100%	100%		80.4%	80.8%		19.6%	19.2%	
Total All Eight																		
Circuit Districts.....	1,400	1,582	+13.0	1,137	1,290	+13.5	266	292	+9.8	1,314	1,418	+7.9	1,056	1,183	+12.0	258	235	-8.9
% of Total	100%	100%		81.0%	81.5%		19.0%	18.5%		100%	100%		80.4%	83.4%		19.6%	16.6%	
Eastern Arkansas....	175	204	+17.2	151	183	+21.2	24	21	-12.5	181	166	-8.3	159	148	-6.9	22	18	-18.2
Western Arkansas ...	79	95	+20.3	67	82	+22.4	12	13	+8.3	76	70	-7.9	66	63	-4.5	10	7	-30.0
Northern Iowa	48	62	+29.2	38	52	+36.8	10	10	+0	48	54	+12.5	39	42	+7.7	9	12	+33.3
Southern Iowa	61	108	+77.0	54	84	+55.6	7	24	+242.9	71	79	+11.3	60	67	+11.7	11	12	+9.1
Minnesota.....	221	205	-7.2	171	147	-14.0	50	58	+16.0	224	185	-17.4	165	143	-13.3	59	42	-28.8
Eastern Missouri.....	287	357	+24.4	220	292	+32.7	67	65	-3.0	279	307	+10.0	217	252	+16.1	62	55	-11.3
Western Missouri	242	277	+15.4	205	238	+16.1	37	39	+5.4	208	263	+26.4	168	228	+35.7	40	35	-12.5
Nebraska.....	129	121	-6.2	107	105	-1.9	22	16	-27.3	106	126	+18.9	90	110	+22.2	16	16	+0
North Dakota.....	51	59	+15.7	37	38	+2.7	14	21	+50.0	37	63	+70.3	26	46	+76.9	11	17	+54.5
South Dakota	110	94	-14.5	87	69	-20.7	23	25	+8.7	84	105	+25.0	66	84	+27.3	18	21	+16.7

TABLE 15

Termination Changes by Category

U. S. Court of Appeals Eighth Circuit



Provided in the table above are the number of civil and criminal appeals emanating from the district courts in the Eighth Circuit and from all the district courts in the nation during calendar years 1982 and 1983.

In 1983, criminal appeals constituted 18.6 percent of the total appeals from all district courts in the nation and 18.5 percent from the district courts in the Eighth Circuit, a decrease from the previous year's rates of 20.4 percent and 19.0 percent, respectively. In both years the largest number of civil case appeals were filed from the Eastern District of Missouri. That district also filed the largest number of criminal case appeals in those years.

Table C in the appendix contains detailed data on the nature of suit or offense from the district courts for the calendar year 1983.

The number of cases in the Eighth Circuit which were disposed of after oral hearing or submission on briefs declined slightly from 759 in 1982 to 754 in 1983. Of the 1,603 cases terminated in 1983, 47 percent had a hearing or were submitted on briefs while 45.9 percent were terminated in that manner nationally. The rate of terminations in this manner in the Eighth Circuit has remained below the 1977 high and reached a new low in 1983. From 1977 to 1983, the rates were: 63.2 percent, 53 percent, 60.2 percent, 55.2 percent, 56.5 percent, 50.2 percent and 47 percent.

Table D in the appendix contains more detailed data on the disposition of cases in this manner for the calendar years 1982 and 1983.

Median time intervals for cases terminated after hearing or submission are shown on Table E in the appendix.

The chart below shows the changes in the rates of terminations by consolidation, and with and without a hearing or submission for the years 1979 through 1983. Dispositions after a hearing declined in three of the five years covered in the chart.

TABLE 16
Cases Under Submission More than Three Months
Comparison of National Averages and Eighth Circuit Figures
December 31, 1977 through 1983

	Months				
	<u>Total</u>	<u>3-6</u>	<u>6-9</u>	<u>9-12</u>	<u>over 12</u>
1977					
National Average	30	14	8	4	4
Eighth Circuit	4	3	1	0	0
1978					
National Average	30	14	8	4	4
Eighth Circuit	11	11	0	0	0
1979					
National Average	43	20	11	7	5
Eighth Circuit	9	8	1	0	0
1980					
National Average	60	27	19	7	7
Eighth Circuit	20	14	4	2	0
1981					
National Average	54	27	15	7	5
Eighth Circuit	14	11	3	0	0
1982					
National Average	55	28	15	7	6
Eighth Circuit	17	8	8	1	0
1983					
National Average	45	23	11	5	6
Eighth Circuit	32	18	12	2	0

As indicated in the above table, the Eighth Circuit Court of Appeals still remains below the national averages for total cases under submission more than three months. Although it recorded the largest number of such matters in 1983, there were still no matters held under submission over one year. All but two of those matters were under submission between three to nine months.

TABLE 17

JUDICIAL WORKLOAD PROFILE

UNITED STATES COURT OF APPEALS FOR THE EIGHTH CIRCUIT
 TWELVE MONTH PERIODS ENDING DECEMBER 31, 1982 AND 1983

		Years Ended December 31					
		1983		1982			
OVERALL WORKLOAD STATISTICS	Filings	1770	Numerical Standing	1,607	Numerical Standing		
	Terminations	1603	↓	1,511	↓		
	Pending	1063		896			
	Percent Change in Total Filings	Prev. Year 10.1		6.4			
	Current Year 1979 59.3	6		44.6			
	Number of Judgeships/ Number of Panels	9/3.0		9/3.0			
	Number of Vacant Judgeship Months	7		12.0			
ACTIONS PER PANEL	A P P E A L S F I L E D	Total	590	11	536	11	
		Prisoner	107	9	85	8	
		All Other Civil	354	10	326	9	
		Criminal	97	8	89	10	
		Administrative	32	11	36	12	
	PENDING APPEALS		354	11	299	11	
	T E R M I N A T E D A P P E A L S	Total	534	11	504	11	
		Consolidations & Cross Appeals	78		78		
		Without Hearing or Submission	205	11	173	10	
		After Hearing or Submission	251	10	253	10	
	O P I N I O N S P E R J U D G E S H I P	Signed	47	5	48	5	
		Unsigned	26	9	27	10	
	O T H E R	% Reversed or Denied		16.2		13.6	
		Median Time (Months) from Filing Complete Record to Disposition		6.7	2	5.2	2
		Number of Sitting Senior Judges		2		2	

The above table provides a profile of the work of the Eighth Circuit Court of Appeals for the years 1982 and 1983. This table is specially prepared by the Administrative Office for this report. Sections in the table provide data on workload per panel. This figure is arrived at by dividing the number of authorized judgeships by three (the number of judges normally sitting on cases on appeal) which provides the figure for number of panels which becomes the denominator for the various actions computed in the table. Although the action per panel information serves as a rough method of comparing workload among the courts of appeals in the nation, it is not a totally accurate measurement of actual workload. In any particular court of appeals in the nation the actual workload may be higher or lower depending upon whether the court utilizes senior judges or visiting judges in which case the actual per panel workload figures would be lower and depending upon the number and length of time of judicial vacancies in which case the actual workload figures would be higher. Nevertheless, the present computations do provide a rough method of comparing workload among the courts of appeals.

The charts below, which cover the years 1978 through 1983, depict the per panel filings by case category, the percent change in those filings, and the percent change in total filings and terminations.

TABLE 18

Eighth Circuit Panel Caseload

By Number of Filings

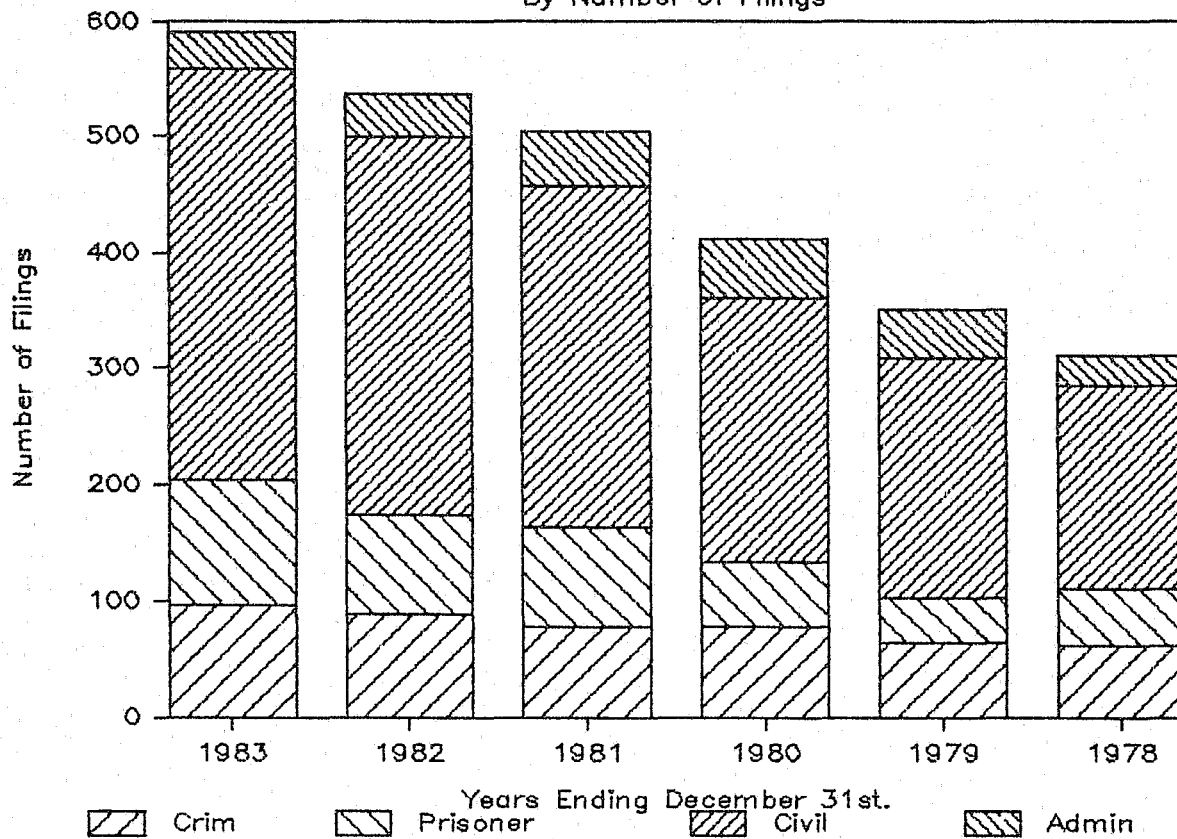


TABLE 19

Filings Changes By Category

U. S. Court of Appeals 8th. Circuit

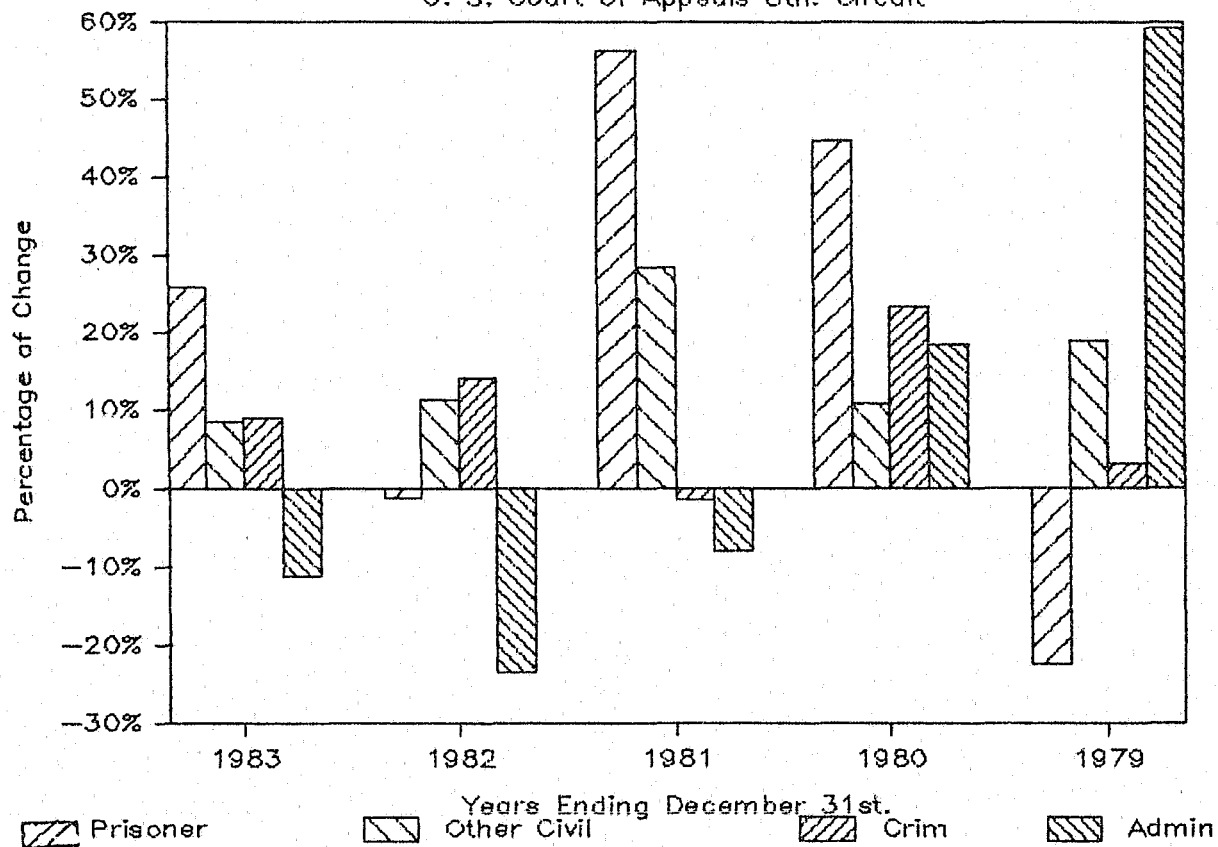
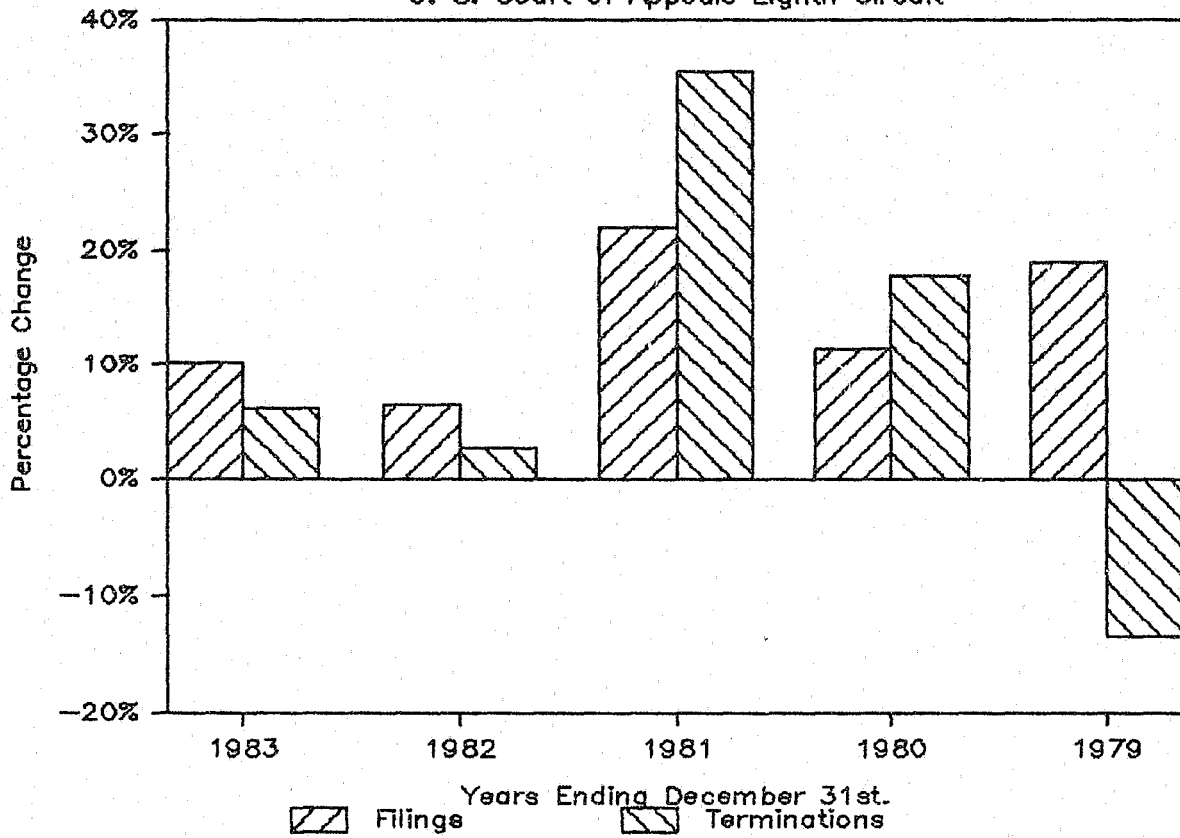


TABLE 20

Changes in Filings & Terminations

U. S. Court of Appeals Eighth Circuit



THE DISTRICT COURTS: AN OVERVIEW

THE DISTRICT COURTS OF THE EIGHTH CIRCUIT SUMMARY OF STATISTICS FOR ALL DISTRICT COURTS

This overview of the work of the district courts in the circuit is followed by a district by district analysis.

The chart below contains the composite figures for the district courts' criminal dockets from 1978 to 1983. These figures include all criminal matters and transfers. The trend upward of criminal case filings which commenced in 1979 did not continue in 1983. Instead, both filings and terminations decreased by 6.8 percent and 4 percent, respectively. Pending cases also decreased slightly.

Table F in the appendix contains more detailed information on the criminal dockets of the district courts in the Eighth Circuit along with national composite data. Those figures do not include transfers.

As indicated therein, in 1983, nationwide criminal filings, terminations and pending caseloads rose by 12.6 percent, 8.1 percent, and 15.8 percent, respectively. However, the Eighth Circuit district courts did not follow those trends.

TABLE 21

Criminal Cases All Eighth Circuit District Courts

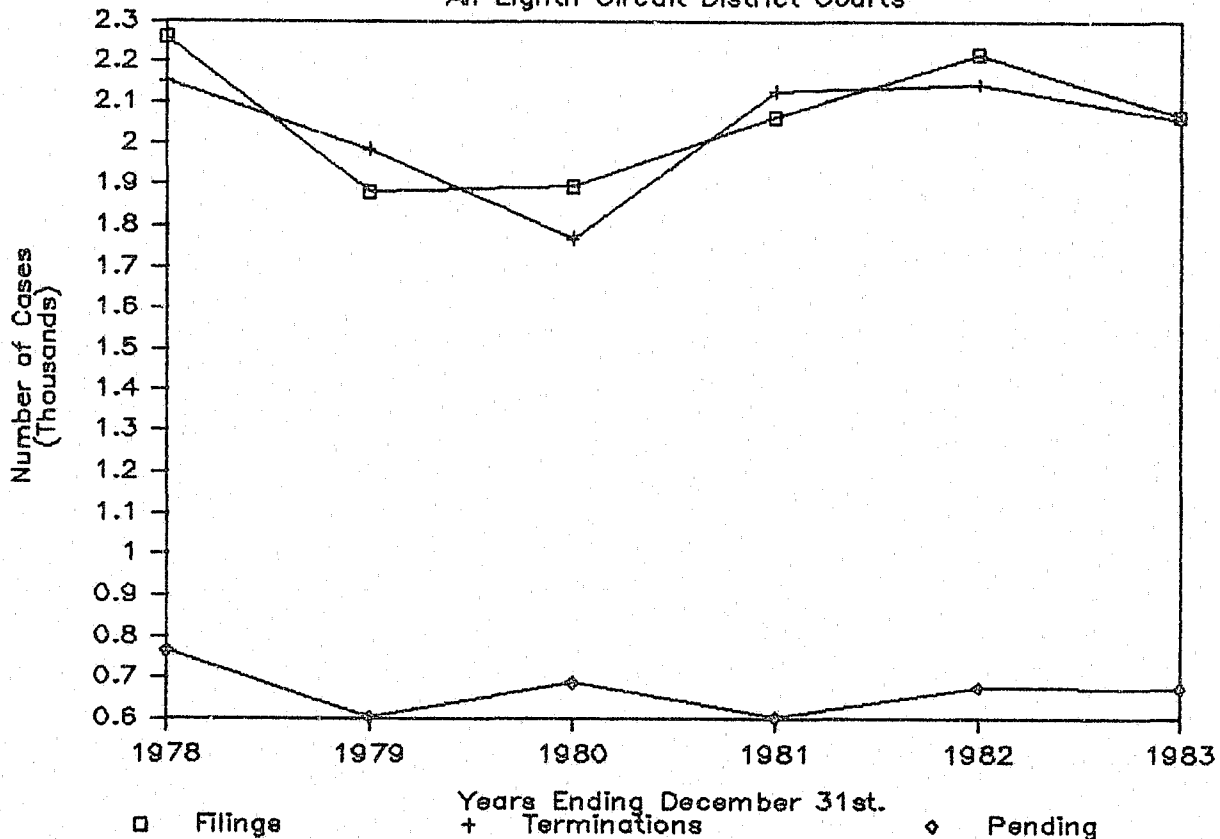
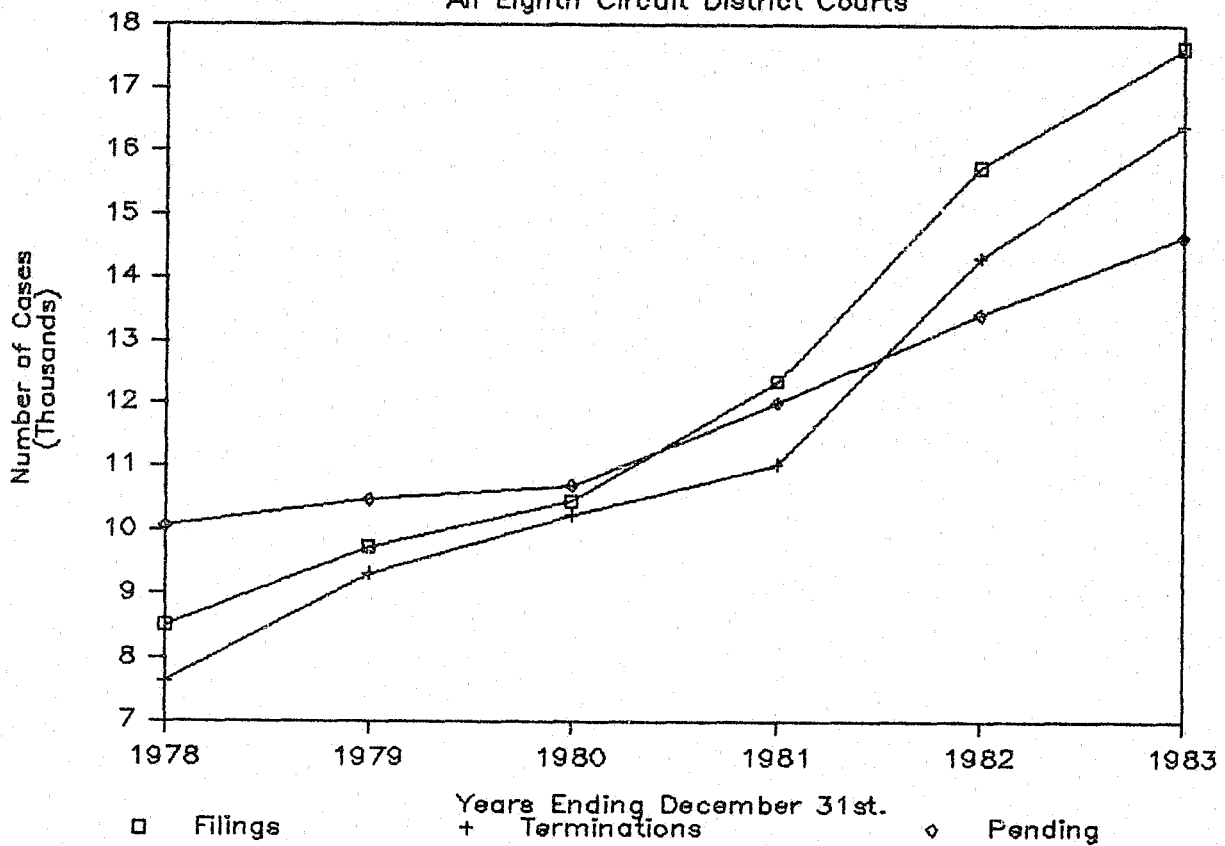


TABLE 22

Civil Cases

All Eighth Circuit District Courts



The chart above summarizes the civil case workload of all the district courts in the Eighth Circuit during a six-year period commencing in 1978.

Additional data concerning civil cases commenced, terminated and pending during that period is contained in Table G in the appendix. Civil case filings more than doubled between 1978 and 1983 increasing by 107.4 percent compared to a 77 percent increase nationwide during the same period. The more pronounced increase between 1982 and 1983 occurred in the Eastern District of Missouri (37.7 percent). The Northern District of Iowa, and the Western District of Missouri also recorded increases of over 30 percent. Increases over 20 percent occurred in the Districts of Nebraska and South Dakota. Civil filings declined by 21.4 percent in the District of Minnesota.

Civil case terminations in the district courts in the Eighth Circuit rose by almost 15 percent in 1983, and pending civil cases increased by less than 10 percent. Pending cases in the Eastern District of Missouri and the Northern District of Iowa increased by 19 percent with both the districts in the Dakotas reporting increases of over 10 percent.

Table H in the appendix contains information on the method of termination of civil actions in the district courts in the Eighth Circuit along with national composite data for 1983. As indicated therein, the district courts in the Eighth Circuit (as they have done for the last seven years) again exceeded the national average for cases reaching trial. During 1983, the national trial rate was 5.2 percent while the rate in the Eighth Circuit was 6.5 percent. In 1983, the Western District of Arkansas reported the highest trial rate in the circuit of 9.3 percent. Five districts in the Eighth Circuit reported trial rates in excess of about 8 percent during 1983 and three districts were equal to or below the national trial rate.

The total workload of all the district courts in the Eighth Circuit is shown in the chart below followed by a chart of the "Backlog" in those district courts. Backlog was arrived at by determining the monthly termination rate and dividing that rate into the number of pending cases at the end of the year. As indicated in the chart, the district courts in the circuit have steadily improved their civil case backlog conditions.

TABLE 23

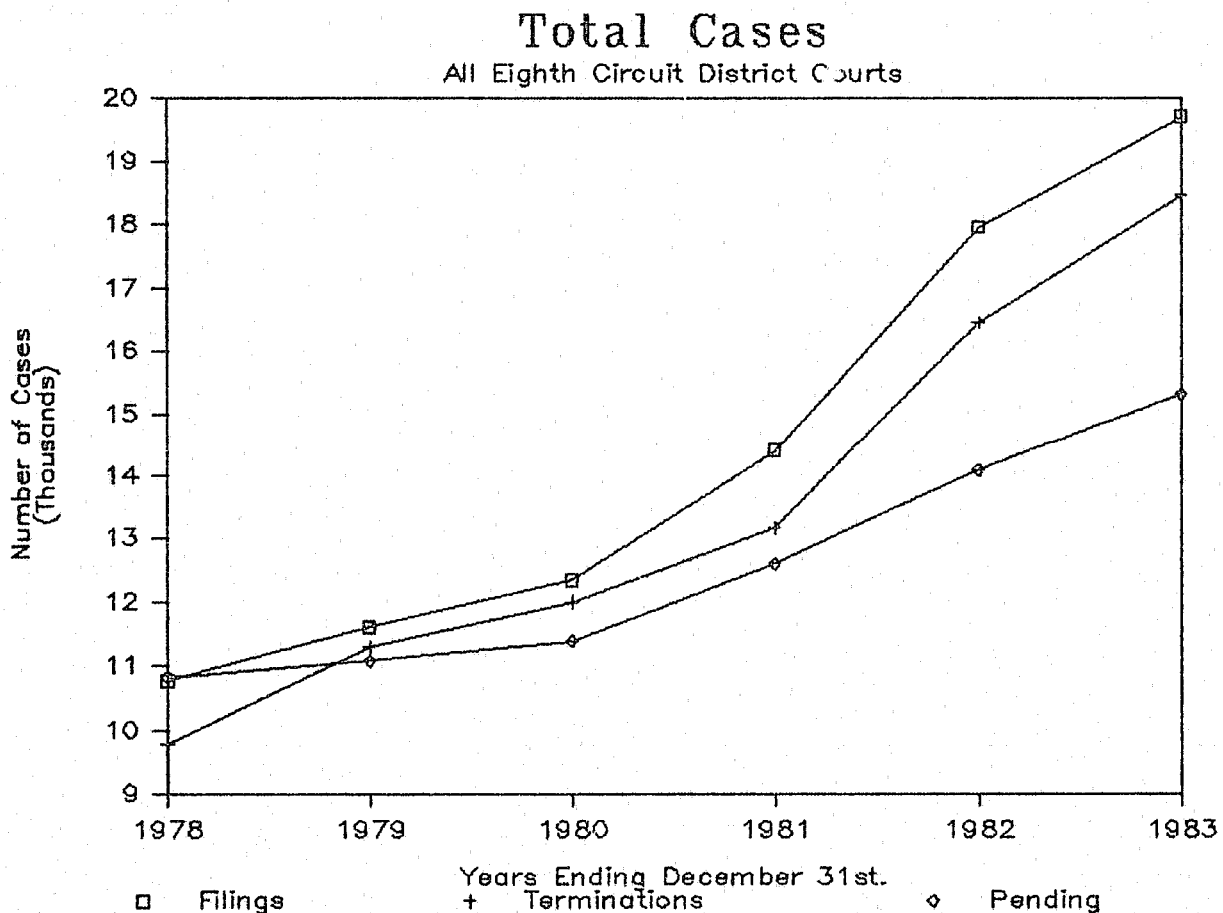


TABLE 24

Backlog

All Eighth Circuit District Courts

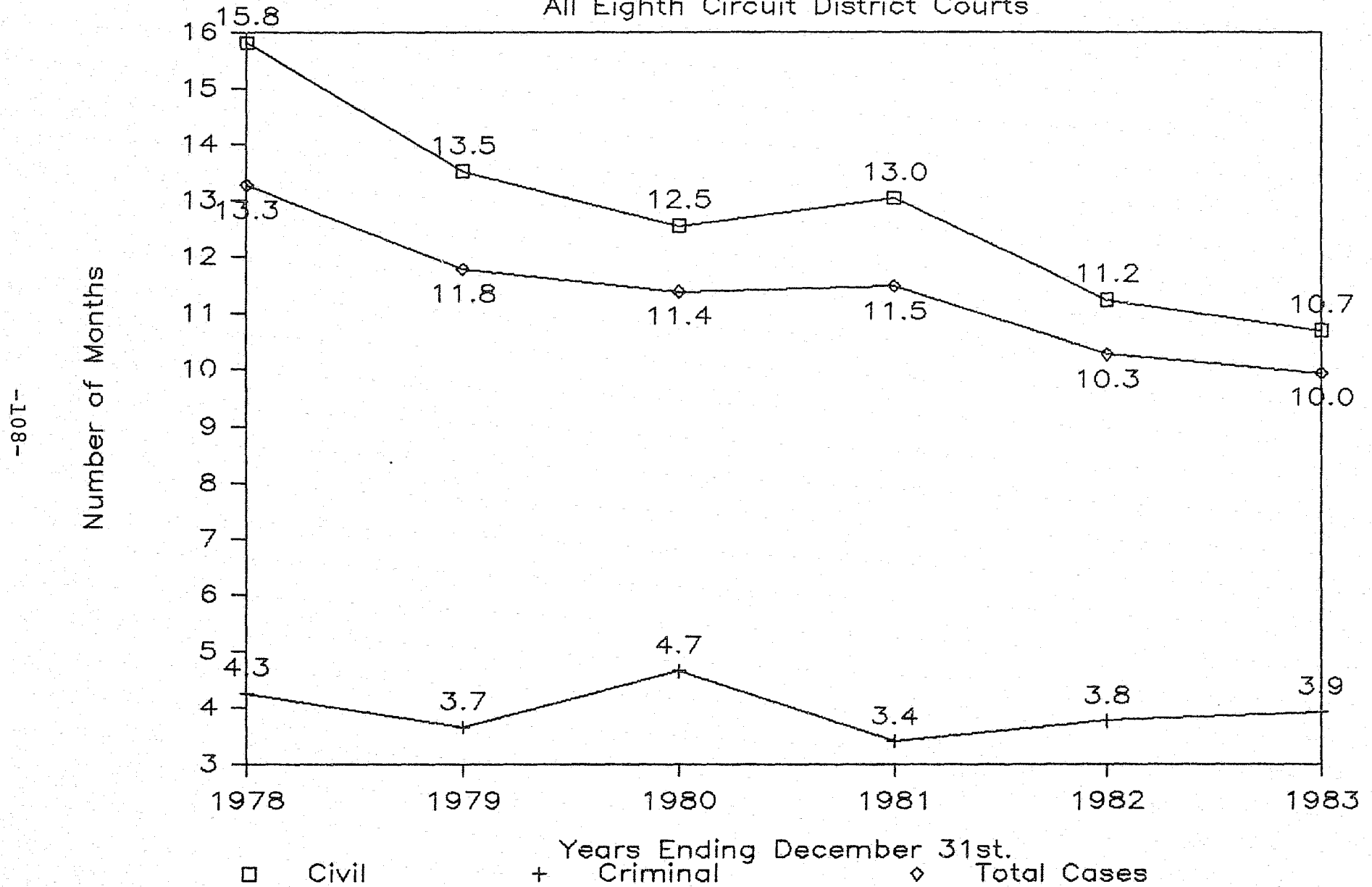


TABLE 25

JUDICIAL WORKLOAD PROFILE
COMPARISON OF DISTRICTS WITHIN THE EIGHTH CIRCUIT
YEAR ENDED DECEMBER 31, 1983

NATIONAL & CIRCUIT STANDINGS			EAR N C	WAR N C	NIA N C	SIA N C	MN N C	EMO N C	WMO N C	NE N C	ND N C	SD N C
OVERALL WORKLOAD	Filings		2,421	1,286	876	1,165	3,335	3,786	3,171	1,730	500	807
	Terminations		2,338	1,265	772	1,087	3,124	3,414	2,970	1,659	456	745
	Pending		2,130	985	651	1,319	2,718	2,450	2,568	1,364	473	611
	% Change in Total Filings Current Year	Over 1982	9.9 %	17.0 %	25.1 %	-3.6 %	-20.4 %	32.7 %	26.6 %	22.2 %	3.1 %	14.5 %
		Over 1979	87.5 %	100.3 %	87.2 %	21.9 %	109.5 %	97.2 %	60.2 %	64.4 %	-2.2 %	29.5 %
No. of Judgeships			4	2	1.5	2.5	6	5	6	3	2	3
Vacant Judgeship Mos.			.0	.0	.0	.0	.0	1.0	1.3	.0	.0	.0
ACTIONS PER JUDGE	FILINGS	Total	605 31 3	643 22 2	584 34 4	466 73 8	556 43 6	757 10 1	529 53 7	577 37 5	250 92 10	269 90 9
		Civil	568 29 3	596 24 2	556 33 4	436 68 8	517 40 6	708 9 1	491 48 7	544 34 5	199 92 10	211 91 9
		Criminal	37 61 7	47 36 4	28 83 10	30 76 9	39 52 5	49 33 3	38 55 6	33 70 8	51 31 2	58 23 1
	Pending Cases		533 40 1	493 50 3	434 62 7	528 41 2	453 60 6	490 52 4	428 64 8	455 59 5	237 91 9	204 93 10
	Weighted Filings		496 41 2	495 42 3	442 58 6	426 68 7	468 51 5	650 4 1	409 73 8	473 50 4	252 89 10	268 88 9
	Terminations		585 21 3	633 14 2	515 40 6	435 68 8	521 37 5	683 7 1	495 48 7	553 28 4	228 92 10	248 91 9
	Trials Completed		67 8 2	57 18 4	23 85 10	50 27 5	28 78 9	80 1 1	44 39 6	67 8 2	29 74 8	35 59 7
	MEDIAN TIMES (MONTHS)	From Filing to Disposition	Criminal	4.0 8 2	3.7 3 1	4.6 25 4	5.4 65 8	5.2 56 7	4.6 25 4	4.4 17 3	5.8 78 9	5.0 48 6
Civil			7 42 5	9 74 9	5 10 1	10 78 10	5 10 1	5 10 1	7 42 5	6 28 4	8 59 8	7 42 5
From Issue to Trial (Civil Only)		15 48 6	4 1 1	22 78 10	12 26 4	13 29 5	9 10 2	15 48 6	16 57 9	15 48 6	9 10 2	
No. (and %) of Civil Cases Over 3 Years Old		64 3.0 %	16 1.6 %	7 1.1 %	37 2.8 %	92 3.4 %	55 2.2 %	71 2.8 %	40 2.9 %	10 2.1 %	13 2.1 %	
TRIALS		TOTAL		266	113	34	125	166	402	262	201	58
	10 - 19 Days		8	1	1	2	12	6	10	4	3	0
	20 Days and Over		0	1	0	0	8	1	3	0	1	0
OTHER	Number of Defendants Filed		243	151	71	148	323	341	788	165	152	225
	Number of Diver- sity Cases Filed		418	315	213	242	568	869	419	296	117	155
	Matters Under Ad- visement Over:	60 Days	2	0	0	10	3	10	40	1	2	1
1 Year		0	0	0	0	0	0	0	0	0	0	1

The above table summarizes the workload in the district courts of the Eighth Circuit in calendar year 1983. The table provides data on workload per judgeship and serves to provide a method of comparing workload among the districts in the Eighth Circuit. Concededly, this method is not totally accurate because it utilizes authorized judgeships as a denominator rather than the actual number of judicial officers involved in case processing. In any particular district the actual workload per judge may be higher or lower depending upon whether senior judges are carrying partial or full dockets in which case the per judge workload figures would be less and depending upon the number and length of time of judicial vacancies in which case the actual per judge workload figures would be higher. Nonetheless, the current method does provide the only method at present for making workload comparison among the districts in the circuit and in the nation. Appearing below are the districts arranged according to their respective per judge workloads.

<u>Terminations</u>	<u>Pending</u>	<u>Trials Completed</u>
Eastern District of Missouri	Eastern District of Arkansas	Eastern District of Missouri
Western District of Arkansas	Southern District of Iowa	*Eastern District of Arkansas
Eastern District of Arkansas	Western District of Arkansas	*District of Nebraska
District of Nebraska	Eastern District of Missouri	Western District of Arkansas
District of Minnesota	District of Nebraska	Southern District of Iowa
Northern District of Iowa	District of Minnesota	Western District of Missouri
Western District of Missouri	Northern District of Iowa	District of South Dakota
Southern District of Iowa	Western District of Missouri	District of North Dakota
District of South Dakota	District of North Dakota	District of Minnesota
District of North Dakota	District of South Dakota	Northern District of Iowa
*Both districts completed the same number of trials.		

Table I in the appendix contains information on the age of pending civil cases for the year 1983 for the district courts in the Eighth Circuit along with national composite data. The table reflects the fact that every district court in the Eighth Circuit remained below the national average for pending three-year-old cases. Nationally, the percent of pending civil cases which were three years old or over was 6.8 percent while the range in the district courts in the Eighth Circuit was from 1.6 percent to 4.1 percent. The average figure for the Circuit of 3.1 percent is down from last year's rate of 3.7 percent.

The civil cases discussed above do not include Land Condemnation cases. These are presented in Table J in the appendix.

The following charts contain comparison data for each of the district courts in the circuit for the year ending December 31, 1983. The charts depict the district court's total workload, per judge total workload, the total filings per judge and by court, actual and average per judge case production, total pending cases, and backlog.

TABLE 26

Workload of District Courts (8th. Cir.)

For Year Ending December 31, 1983

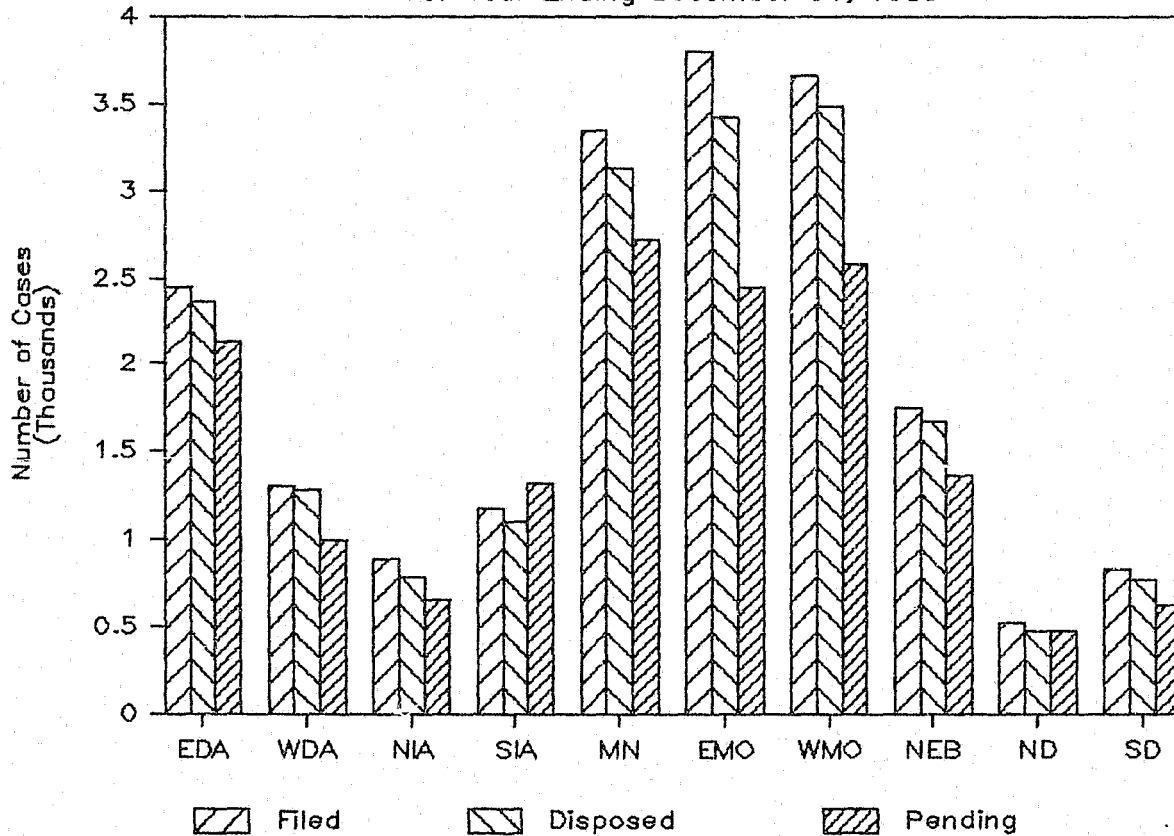


TABLE 27

Per Judge Workload By District

For Year Ending December 31, 1983

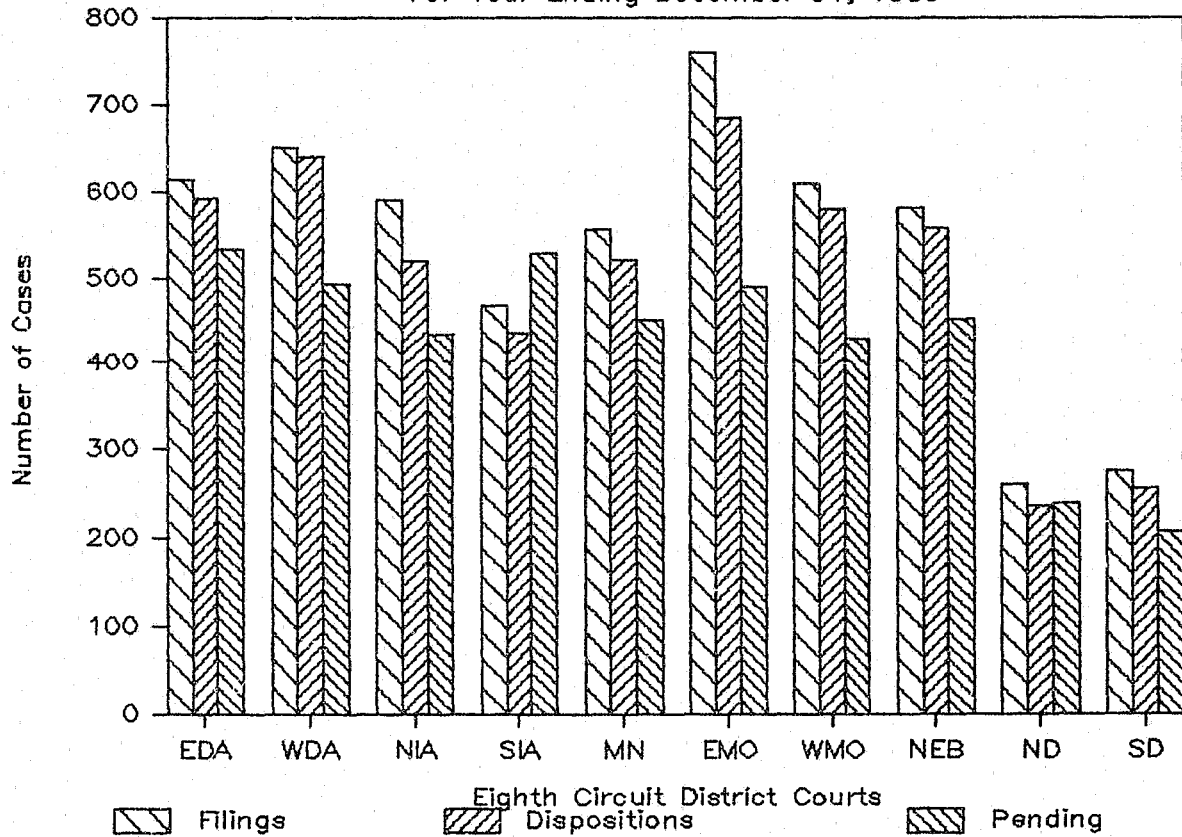


TABLE 28

U.S. District Court Filings - 8th Cir.

Year Ending December 31, 1983

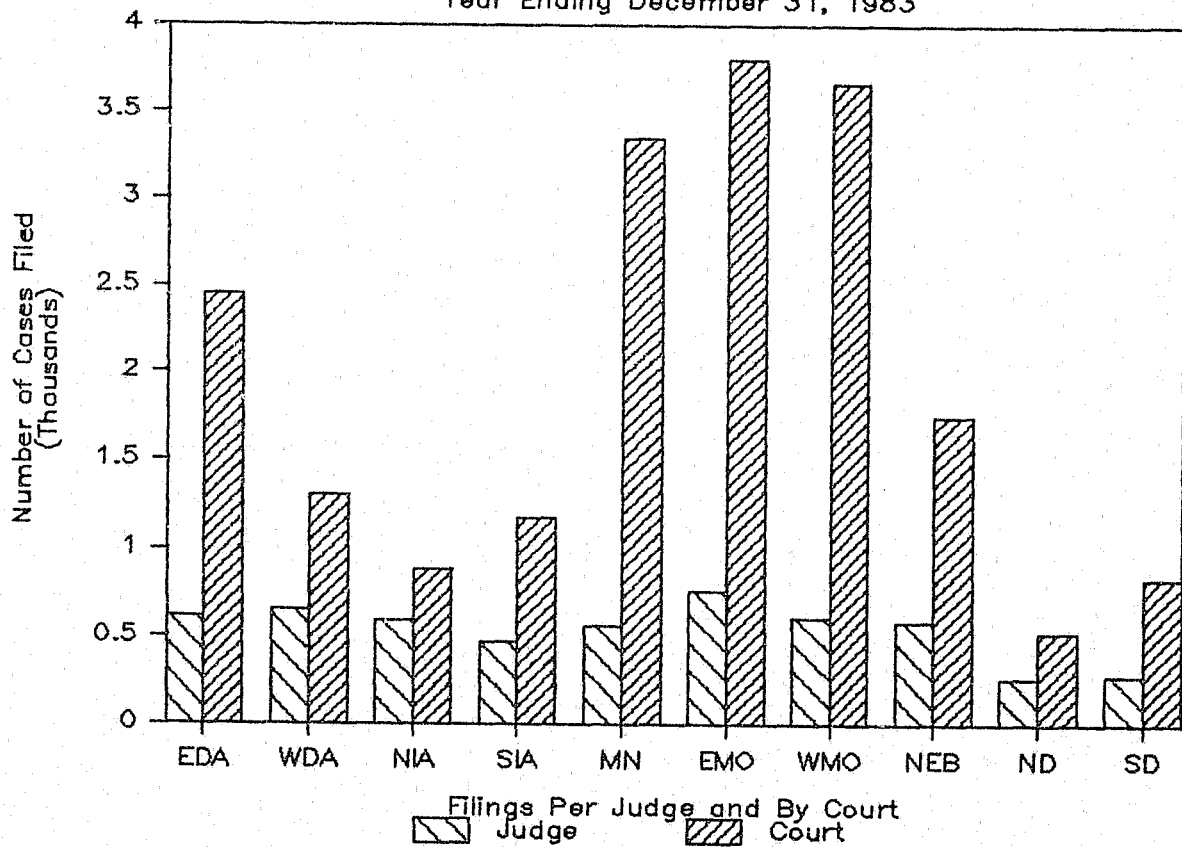


TABLE 29

Case Production by District Judges

For Year Ending December 31, 1983

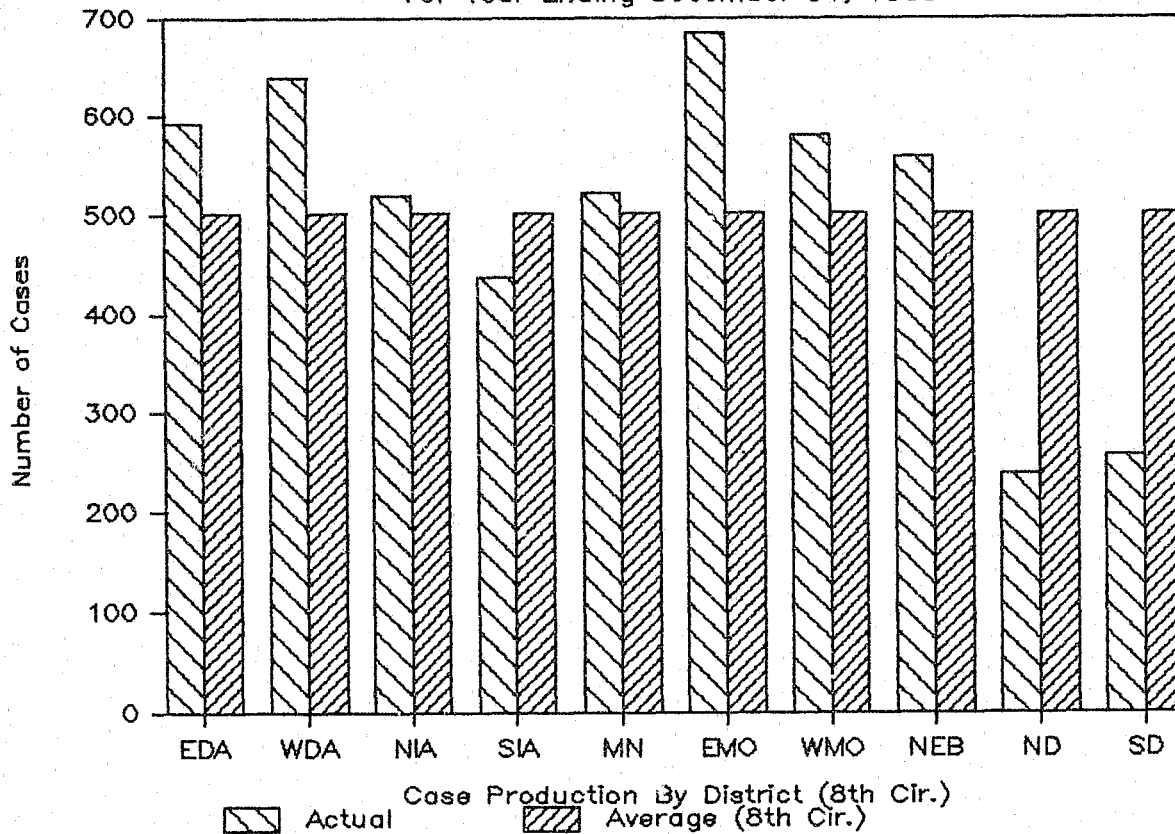


TABLE 30

District Court Pending Caseloads

For Year Ending December 31, 1983

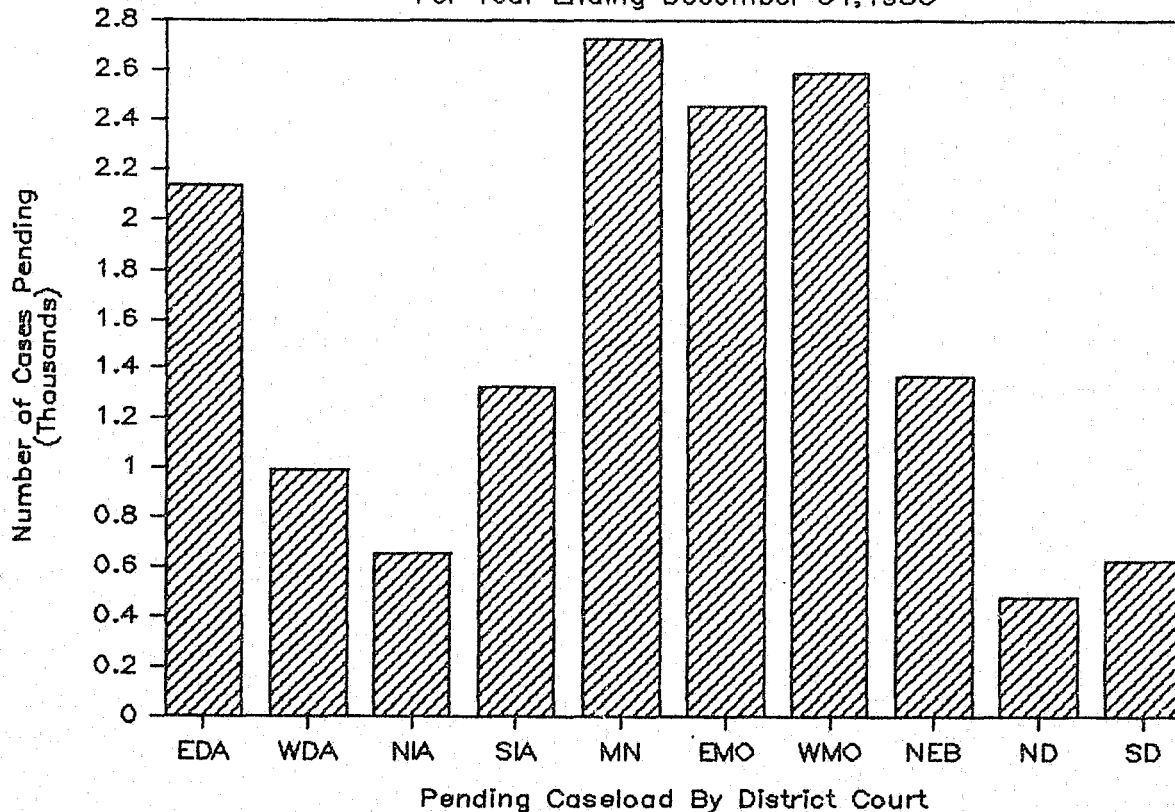
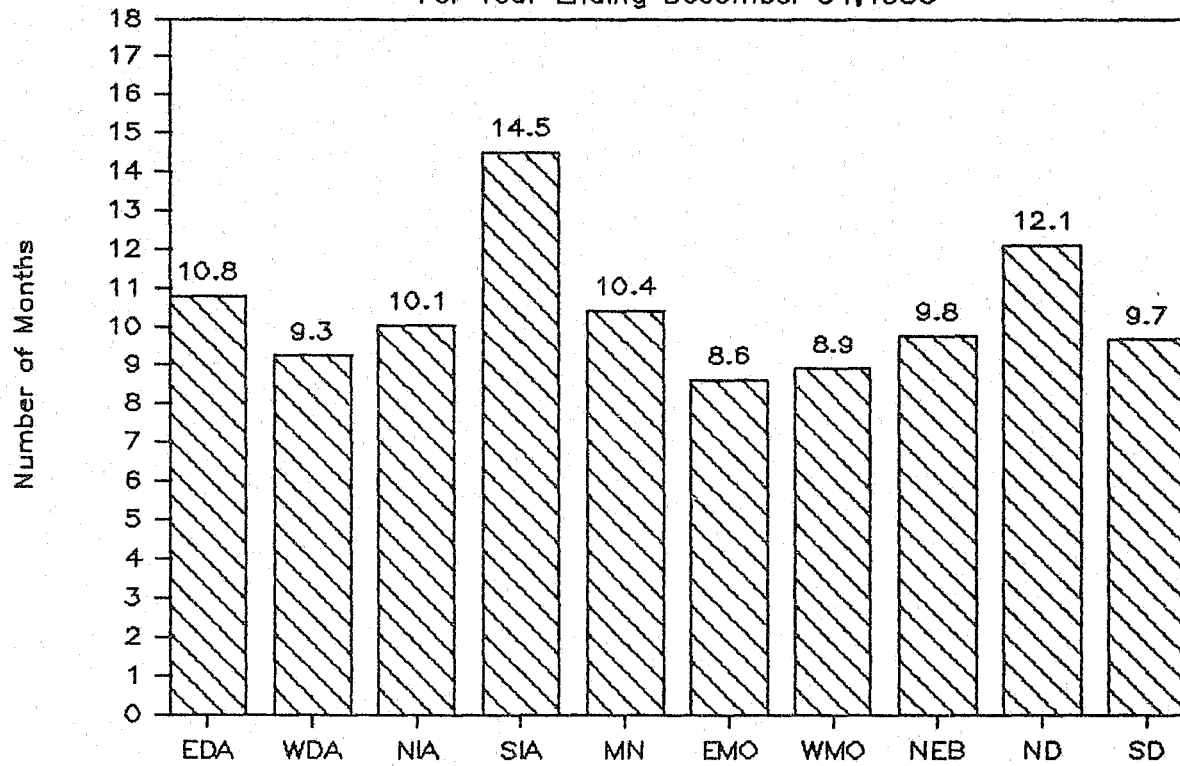


TABLE 31

Backlog in District Courts (8th. Cir.)

For Year Ending December 31, 1983



INDIVIDUAL PROFILES
OF
DISTRICT COURTS

EASTERN DISTRICT OF ARKANSAS

DISTRICT JUDGESHIPS

Authorized Judgeships4*
Senior Judges 0

<u>Authorized Places of Holding Court</u>	<u>1980 Division Population</u>	<u>Resident Judges</u>
<u>WESTERN DIVISION</u>		
Little Rock	631,336	4
<u>PINE BLUFF DIVISION</u>		
Pine Bluff	215,116	-
<u>EASTERN DIVISION</u>		
Helena	126,877	-
<u>JONESBORO DIVISION</u>		
Jonesboro	285,505	-
<u>NORTHERN DIVISION</u>		
Batesville	113,074	-

BANKRUPTCY JUDGESHIPS

Authorized Judgeships2**

Location of Headquarters Little Rock

Places of Holding Court:

Little Rock	Harrison
Jonesboro	Hot Springs
El Dorado	Texarkana
Fort Smith	Helena
Fayetteville	Pine Bluff

MAGISTRATE POSITIONS PRESENTLY AUTHORIZED4

<u>Location</u>	<u>Type</u>	<u>Expiration of Current Term</u>
Little Rock	Full-time	Sept. 23, 1989
Little Rock	Full-time	Dec. 21, 1986
Jonesboro	Part-time	March 21, 1985
West Memphis	Part-time	Feb. 19, 1987

* Three judgeships are authorized to serve the Eastern District of Arkansas exclusively. Two judgeships are authorized to "rove" between the Eastern and Western Districts. At present, both "roving judges" maintain their official stations at Little Rock.

** Both judges also serve in the Western District of Arkansas.

TABLE 32
EASTERN DISTRICT OF ARKANSAS
CASELOAD OF THE DISTRICT COURT
Years Ended December 31, 1982 and 1983

	TOTALS			CIVIL			CRIMINAL*		
	<u>1982</u>	<u>1983</u>	<u>% Change</u>	<u>1982</u>	<u>1983</u>	<u>% Change</u>	<u>1982</u>	<u>1983</u>	<u>% Change</u>
Filed	2,229	2,454	+10.1	2,005	2,272	+13.3	224	182	-18.8
Terminated	2,945	2,369	+15.8	1,811	2,181	+20.4	234	188	-19.7
Pending	2,051	2,136	+4.1	1,991	2,082	+4.6	60	54	-10.0

*Includes felony, misdemeanor, petty offenses tried by a judge, appeals from magistrates, reopens, remands and transfers.

STATISTICAL PROFILE PER JUDGESHIP
Years Ended December 31, 1982 and 1983

	DISTRICT		NUMERICAL STANDING			
			CIRCUIT		NATIONAL (95 Districts)	
	<u>1982</u>	<u>1983</u>	<u>1982</u>	<u>1983</u>	<u>1982</u>	<u>1983</u>
Authorized Judgeships	4	4				
Total Cases Filed**	551	605	3	3	25	31
Civil Cases Filed	501	568	4	3	29	29
Felony Cases Filed	50	37	3	7	33	61
Total Weighted Caseload	430	496	6	2	45	41
Total Cases Terminated	504	585	3	3	28	21
Total Cases Pending	512	533	1	1	32	40
Total Trials Completed	64	67	1	2	8	8
MEDIAN DISPOSITION TIMES (Filing to Disposition, in Months)						
Criminal Cases	2.7	4.0	1	2	6	8
Civil Cases	7	7	5	5	37	42
Issue to Trial (Civil Only)	13	15	4	6	32	48

**Includes civil and felony cases only.

SUMMARY OF STATISTICS FOR THE EASTERN DISTRICT OF ARKANSAS

Although civil filings more than doubled, rising almost 120 percent from 1978 to 1983, civil terminations during the same period increased by 176% percent. This resulted in a mere 12 percent increase in pending cases. However, the district still remains number one in the circuit for pending cases per judgeship. Total filings per judgeship stood at 605 in 1983, giving this district the third heaviest workload in the circuit and making it thirty-first in the nation. In 1983, the district completed 67 trials per judge, which for the third year was more than any other district in the circuit. Only 8 other districts of the 95 districts in the nation recorded more trials per judge. Despite its heavy workload the district disposed of its criminal filings in less than three months and its civil filings within seven months. Civil cases disposed of by trial slowed to 15 months compared to 13 months in 1982. Thus, the district could not meet the 12 month median time to trial standards set by the Circuit Council. Although the district was not able to meet the other two Circuit Council goals of elimination of three-year-old cases and disposing of matters under advisement within 60 days it has made a dramatic improvement in that regard since 1981. At the end of 1983, the district had reduced civil cases pending over 3 years by almost 40 percent, down from 102 to 64. Only 12 matters were under advisement over 60 days and no matters were under advisement over one year in 1983 compared to 27 over 60 days and one over one year in 1981.

The Circuit Council has continued to urge that an additional judgeship be created to assist the district in processing its increasing workload.

TABLE 33

Civil Cases

Eastern District of Arkansas

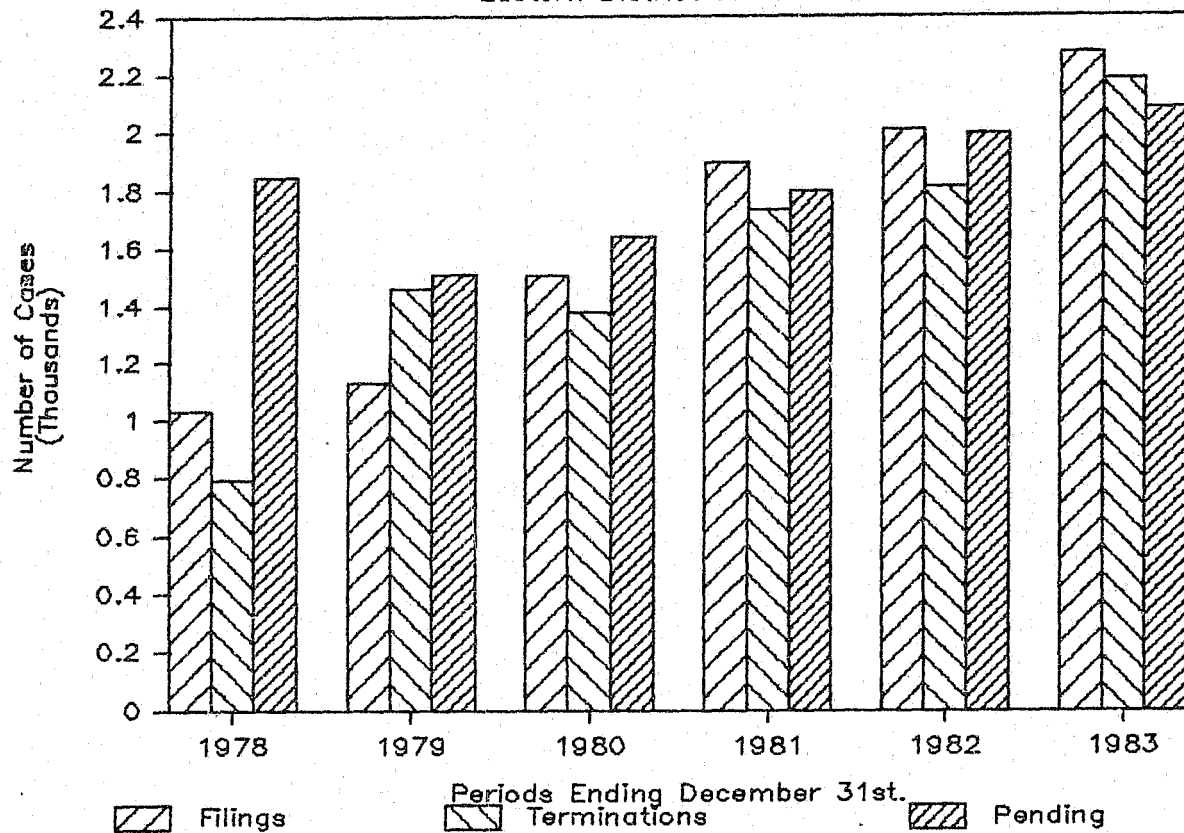


TABLE 34

Criminal Cases

Eastern District of Arkansas

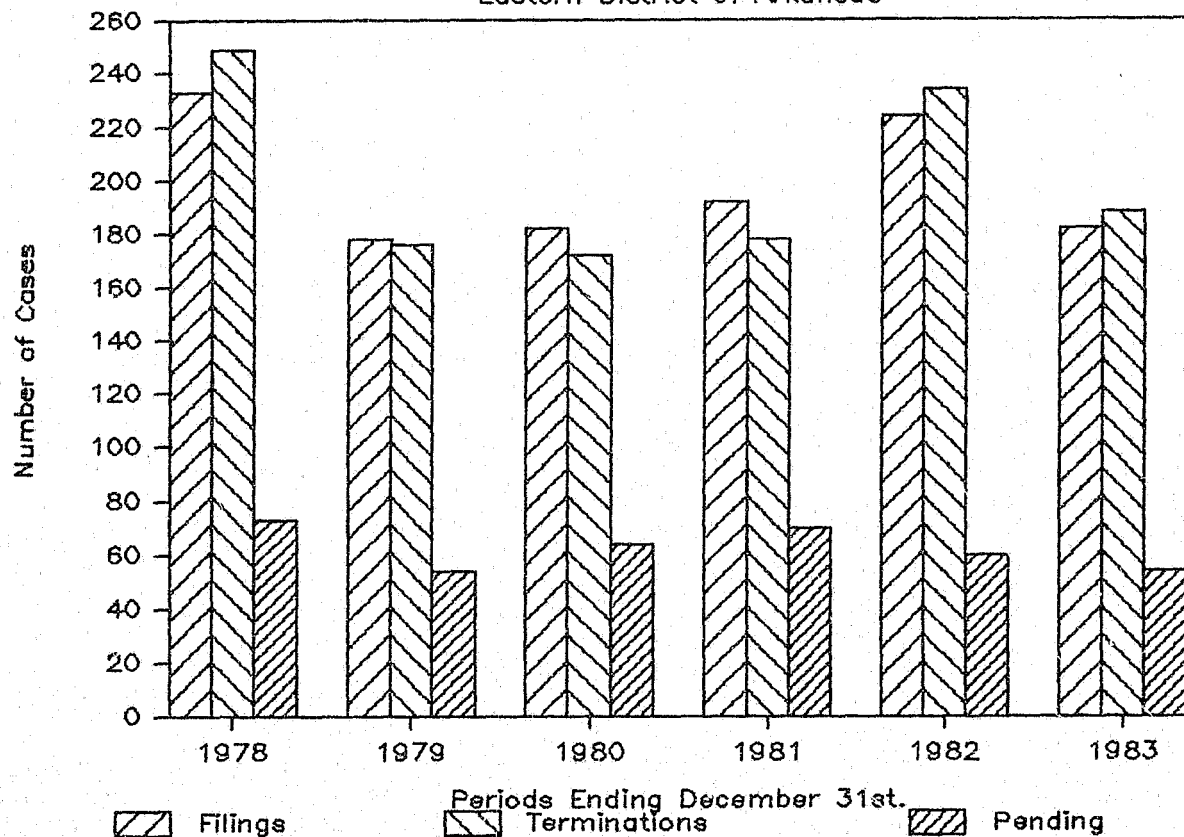
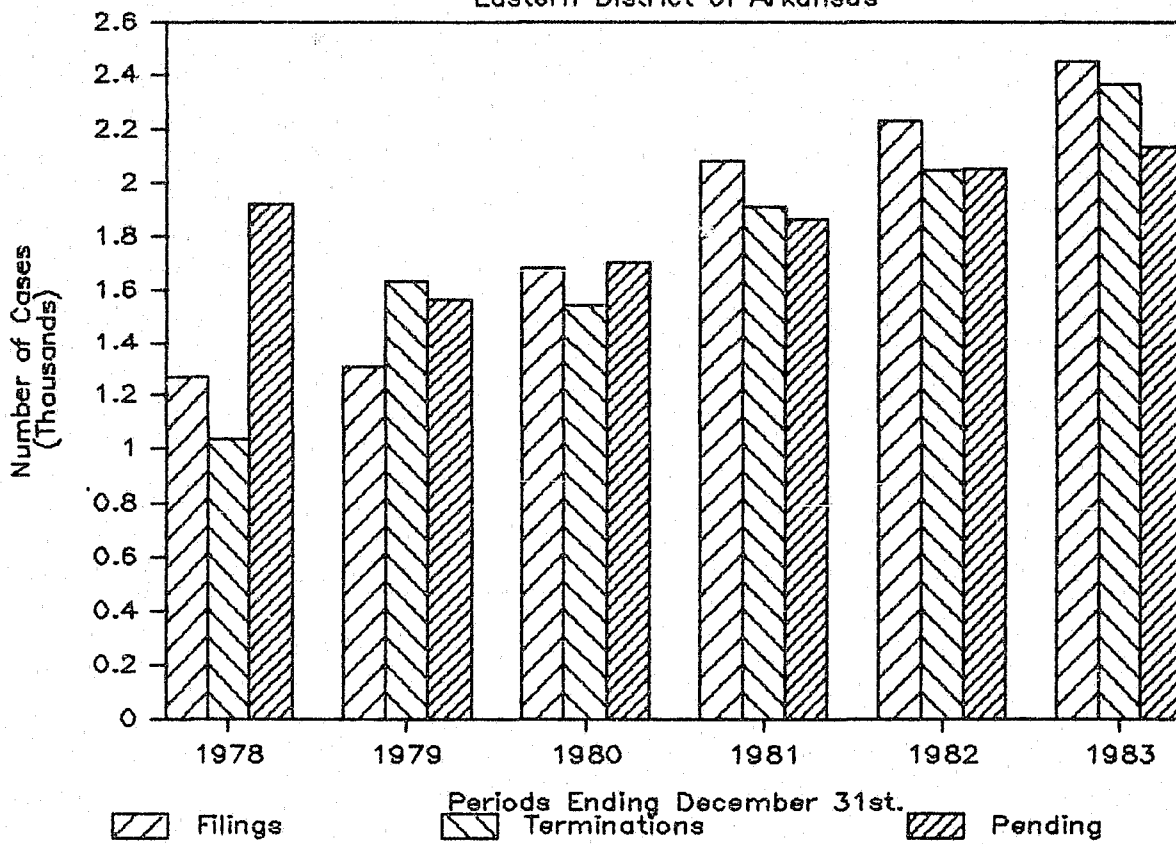


TABLE 35

Total Cases

Eastern District of Arkansas



WESTERN DISTRICT OF ARKANSAS

DISTRICT JUDGESHIPS

Authorized Judgeships 2*
 Senior Judges 2**

<u>Authorized Places of Holding Court</u>	<u>1980 Population</u>	<u>Resident Judges</u>
<u>FORT SMITH DIVISION</u>	<u>282,170</u>	1
Fort Smith	71,384	
<u>EL DORADO DIVISION</u>	<u>180,278</u>	-
El Dorado	26,685	
<u>HOT SPRINGS DIVISION</u>	<u>179,652</u>	-
Hot Springs	35,166	
<u>TEXARKANA DIVISION</u>	<u>145,641</u>	-
Texarkana	21,459	
<u>HARRISON DIVISION</u>	<u>107,183</u>	-
Harrison	9,567	

BANKRUPTCY JUDGES

Authorized Judgeships 2***

Location of Headquarters Little Rock
 Places of Holding Court:

Little Rock	Harrison
Jonesboro	Hot Springs
El Dorado	Texarkana
Fort Smith	Helena
Fayetteville	Pine Bluff

MAGISTRATE POSITIONS PRESENTLY AUTHORIZED 5

<u>Location</u>	<u>Type</u>	<u>Expiration of Current Term</u>
Fort Smith	Full-time	Sept. 30, 1987
Hot Springs	Part-time	April 30, 1988
Harrison	Part-time	Jan. 31, 1987
El Dorado	Part-time	Jan. 31, 1987
Texarkana	Part-time	Jan. 1, 1984

* One judge is authorized for the Western District of Arkansas exclusively. Two additional judges serve in both the Eastern and Western Districts. Both of those judges are currently stationed at Little Rock in the Eastern District.

The Judicial Conference of the United States approved and sent to Congress, a recommendation that an additional Judgeship be created in the District. As of December 31, 1983, Congress has not acted upon that recommendation.

** Only one senior judge handles cases.

*** Both judges also serve in the Eastern District of Arkansas.

TABLE 36
WESTERN DISTRICT OF ARKANSAS
CASELOAD OF THE DISTRICT COURT
Years Ended December 31, 1982 and 1983

	TOTALS			CIVIL			CRIMINAL*		
	<u>1982</u>	<u>1983</u>	<u>%</u> <u>Change</u>	<u>1982</u>	<u>1983</u>	<u>%</u> <u>Change</u>	<u>1982</u>	<u>1983</u>	<u>%</u> <u>Change</u>
Filed	1,112	1,301	+17.0	1,013	1,192	+17.7	99	109	+10.1
Terminated	1,069	1,279	+19.6	975	1,165	+19.5	94	114	+21.3
Pending	966	987	+2.2	935	962	+2.9	31	25	-19.4

*Includes felony, misdemeanor, petty offenses tried by a judge, appeals from magistrates, reopens, remands and transfers.

STATISTICAL PROFILE PER JUDGESHIP
Years Ended December 31, 1982 and 1983

	DISTRICT		NUMERICAL STANDING			
	<u>1982</u>	<u>1983</u>	CIRCUIT		NATIONAL (95 Districts)	
	<u>1982</u>	<u>1983</u>	<u>1982</u>	<u>1983</u>	<u>1982</u>	<u>1983</u>
Authorized Judgeships	2	2				
Total Cases Filed**	550	643	4	2	26	22
Civil Cases Filed	507	596	3	2	26	24
Felony Cases Filed	43	47	6	4	46	36
Total Weighted Caseload	443	495	3	3	40	42
Total Cases Terminated	528	633	2	2	21	14
Total Cases Pending	481	493	3	3	42	50
Total Trials Completed	53	57	4	4	24	18
MEDIAN DISPOSITION TIMES (Filing to Disposition, in Months)						
Criminal Cases	3.1	3.7	3	1	15	3
Civil Cases	9	9	7	9	61	74
Issue to Trial (Civil Only)	12	4	3	1	25	1

**Includes civil and felony cases only.

SUMMARY OF STATISTICS FOR THE WESTERN DISTRICT OF ARKANSAS

Civil case filings continued the climb upward which commenced in 1979, increasing by 18 percent in 1983 compared to 5 percent in 1982 over 1981. Between 1980 and 1983 civil terminations increased by 82 percent which held the increase in pending to 7 percent for that period.

Total filings per judgeship rose from 550 in 1982 to 643 in 1983, the second heaviest workload in the circuit. In 1983, the district complied with the Judicial Council guideline urging disposition of all matters under advisement within sixty days and had only 16 civil cases which were over three years old.

Not only did the district meet the Council's median time to trial standard of twelve months, it was number one in the circuit and in the nation in that regard.

In 1980, the Judicial Conference recommended that Congress authorize an additional temporary judgeship for the district. Congress did not act on that recommendation in 1983.

TABLE 37

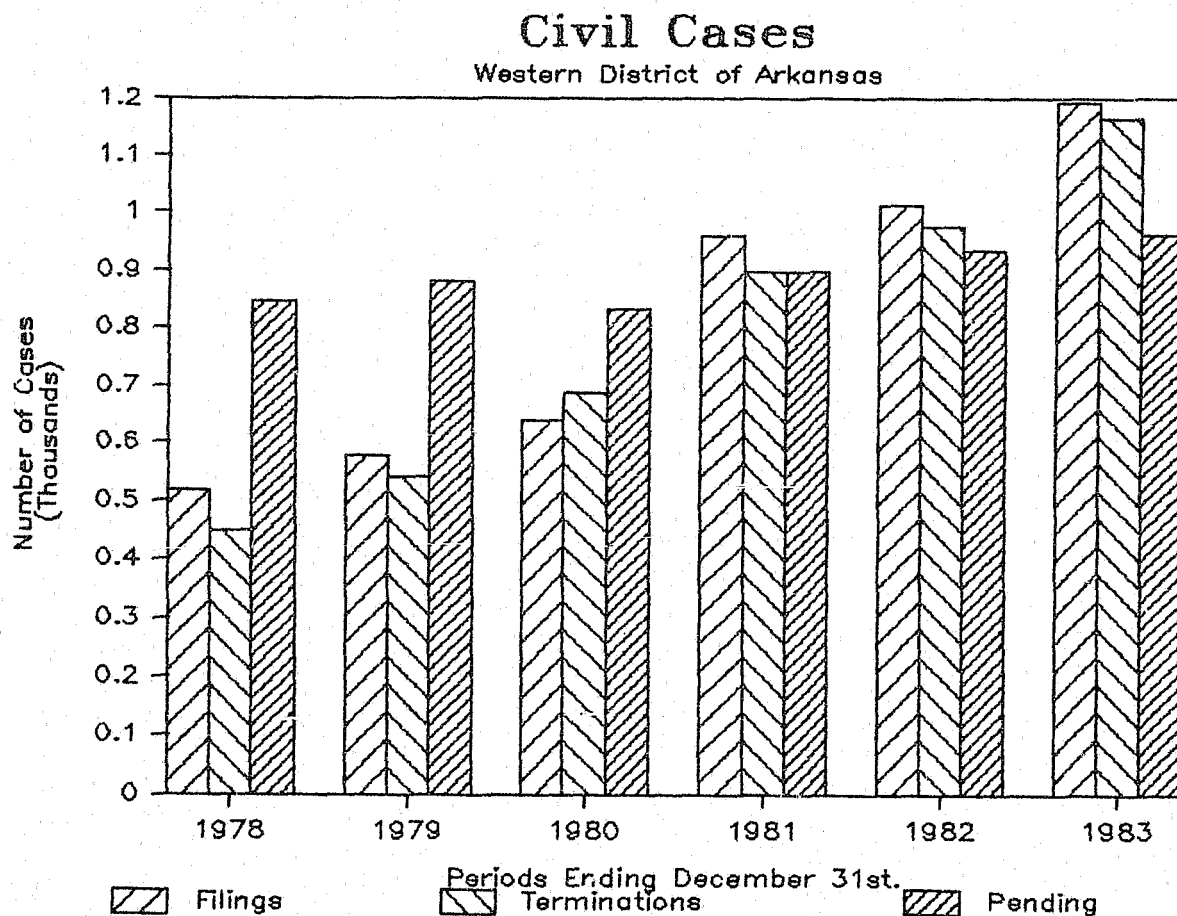


TABLE 38
Criminal Cases
 Western District of Arkansas

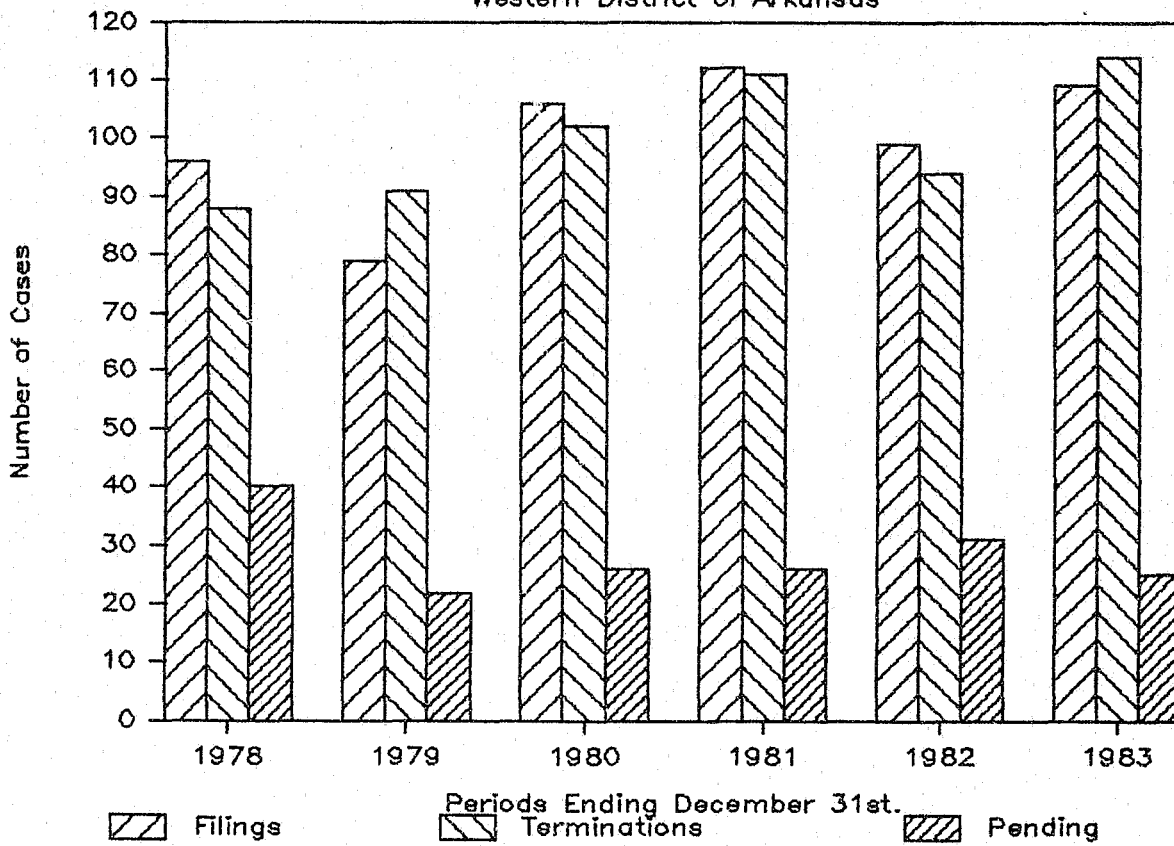
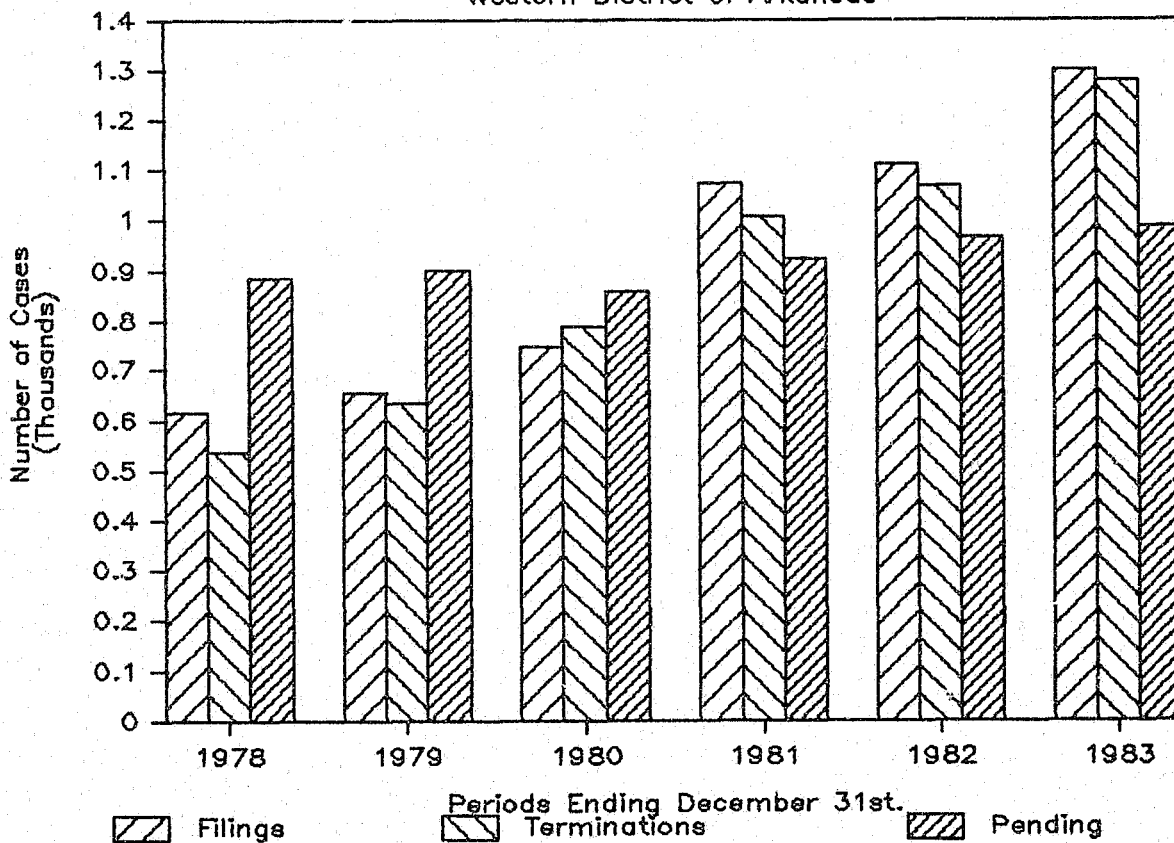


TABLE 39
Total Cases
 Western District of Arkansas



NORTHERN DISTRICT OF IOWA

DISTRICT JUDGESHIPS

Authorized Judgeships 1.5*
 Senior 1

<u>Authorized Places of Holding Court</u>	<u>1980 City Population</u>	<u>Resident Judges</u>
Cedar Rapids	110,243	1
Dubuque	62,321	-
Fort Dodge	29,423	-
Mason City	30,144	-
Sioux City	82,003	1*
Waterloo	75,985	-

BANKRUPTCY JUDGESHIPS

Authorized Judgeships 1

Location of Headquarters Cedar Rapids
 Places of Holding Court:

Cedar Rapids	Sioux City
Dubuque	Waterloo
Fort Dodge	

MAGISTRATE POSITIONS PRESENTLY AUTHORIZED.....3

<u>Location</u>	<u>Type</u>	<u>Expiration of Current Term</u>
Cedar Rapids	Full-time	Sept. 21, 1986
Sioux City	Part-time	Oct. 31, 1984
Dubuque	Part-time	Dec. 31, 1986

* One judge is officially stationed at Sioux City and serves both the Northern and Southern Districts of Iowa

TABLE 40
NORTHERN DISTRICT OF IOWA

CASELOAD OF THE DISTRICT COURT
Years Ended December 31, 1982 and 1983

	TOTALS			CIVIL			CRIMINAL*		
	<u>1982</u>	<u>1983</u>	<u>%</u> <u>Change</u>	<u>1982</u>	<u>1983</u>	<u>%</u> <u>Change</u>	<u>1982</u>	<u>1983</u>	<u>%</u> <u>Change</u>
Filed	704	886	+25.9	629	834	+32.6	75	52	-30.7)
Terminated	615	780	+26.8	538	731	+35.9	77	49	-36.4)
Pending	548	654	+19.3	522	625	+19.7	26	29	+11.5

*Includes felony, misdemeanor, petty offenses tried by a judge, appeals from magistrates, reopens, remands and transfers.

STATISTICAL PROFILE PER JUDGESHIP
Years Ended December 31, 1982 and 1983

	DISTRICT		NUMERICAL STANDING			
	<u>1982</u>	<u>1983</u>	<u>CIRCUIT</u>	<u>NATIONAL</u>	<u>(95 Districts)</u>	
	<u>1982</u>	<u>1983</u>	<u>1982</u>	<u>1983</u>	<u>1982</u>	<u>1983</u>
Authorized Judgeships	1.5	1.5				
Total Cases Filed**	467	584	7	4	58	34
Civil Cases Filed	419	556	7	4	55	33
Felony Cases Filed	48	28	5	10	39	83
Total Weighted Caseload	364	442	7	6	74	58
Total Cases Terminated	405	515	6	6	62	40
Total Cases Pending	365	434	8	7	71	62
Total Trials Completed	19	23	10	10	91	85
MEDIAN DISPOSITION TIMES						
(Filing to Disposition, in Months)						
Criminal Cases	3.4	4.6	4	4	24	25
Civil Cases	6	5	2	1	23	10
Issue to Trial	17	22	8	10	64	78
(Civil Only)						

**Includes civil and felony cases only.

SUMMARY OF STATISTICS FOR THE NORTHERN DISTRICT OF IOWA

Civil case filings for the second year in a row showed a sharp increase of almost 33 percent. Despite a similar increase in terminations during those years pending civil cases have increased by 21 percent in 1982 and 20 percent in 1983.

The district had only 7 cases which were over three years old, had no matters under advisement over 60 days and exceeded the Judicial Council median time to trial standard of 12 months by 10 months.

TABLE 41

Civil Cases

Northern District of Iowa

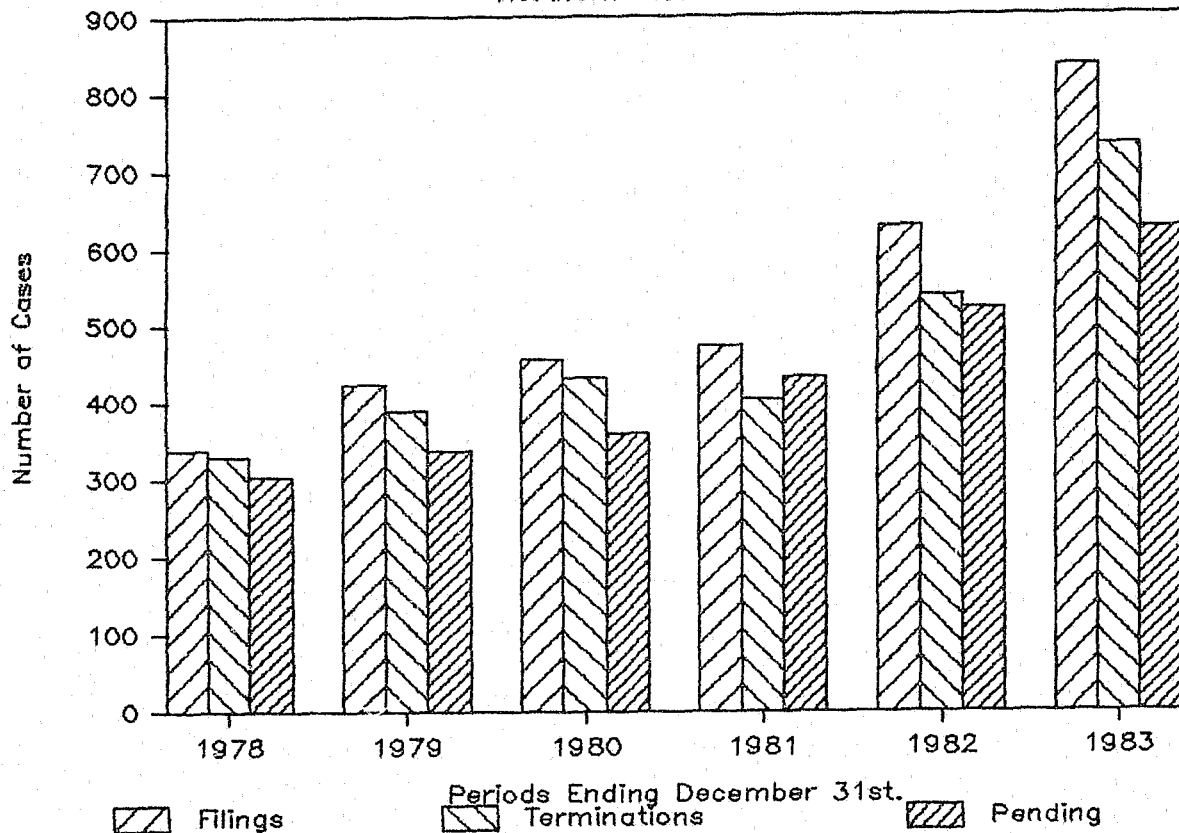
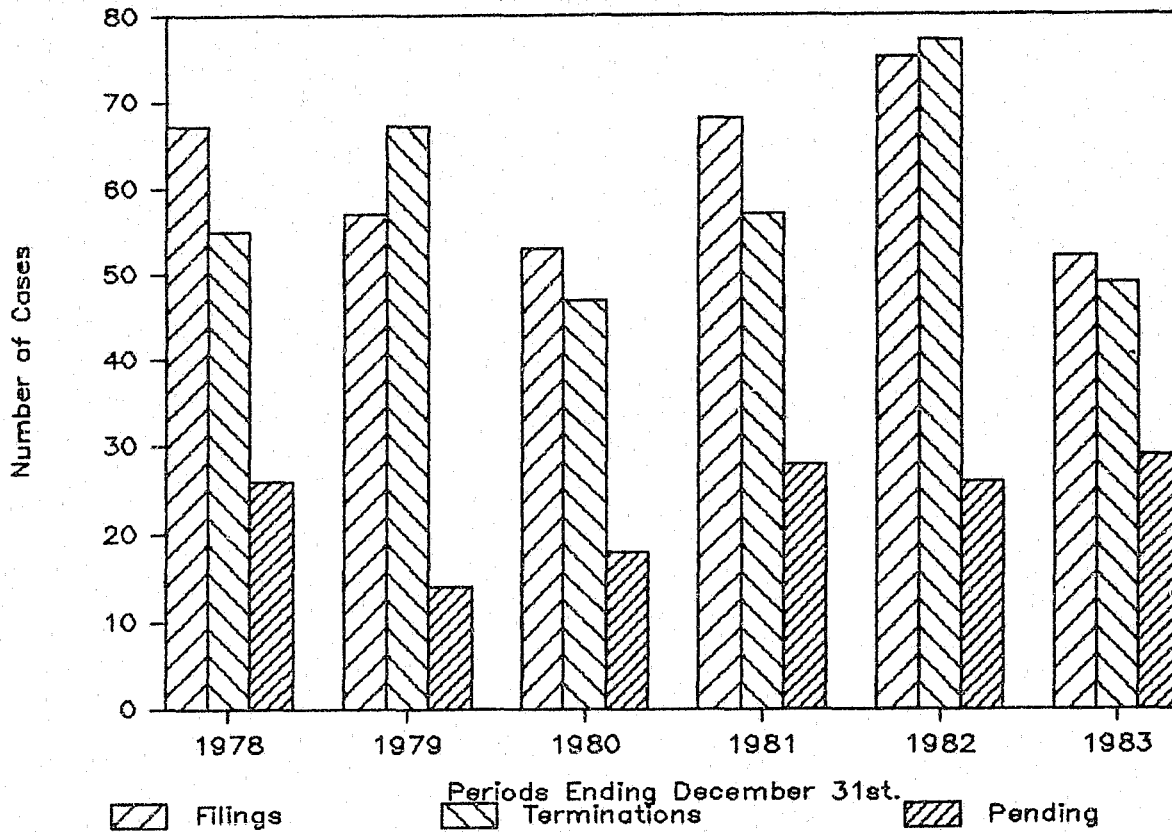


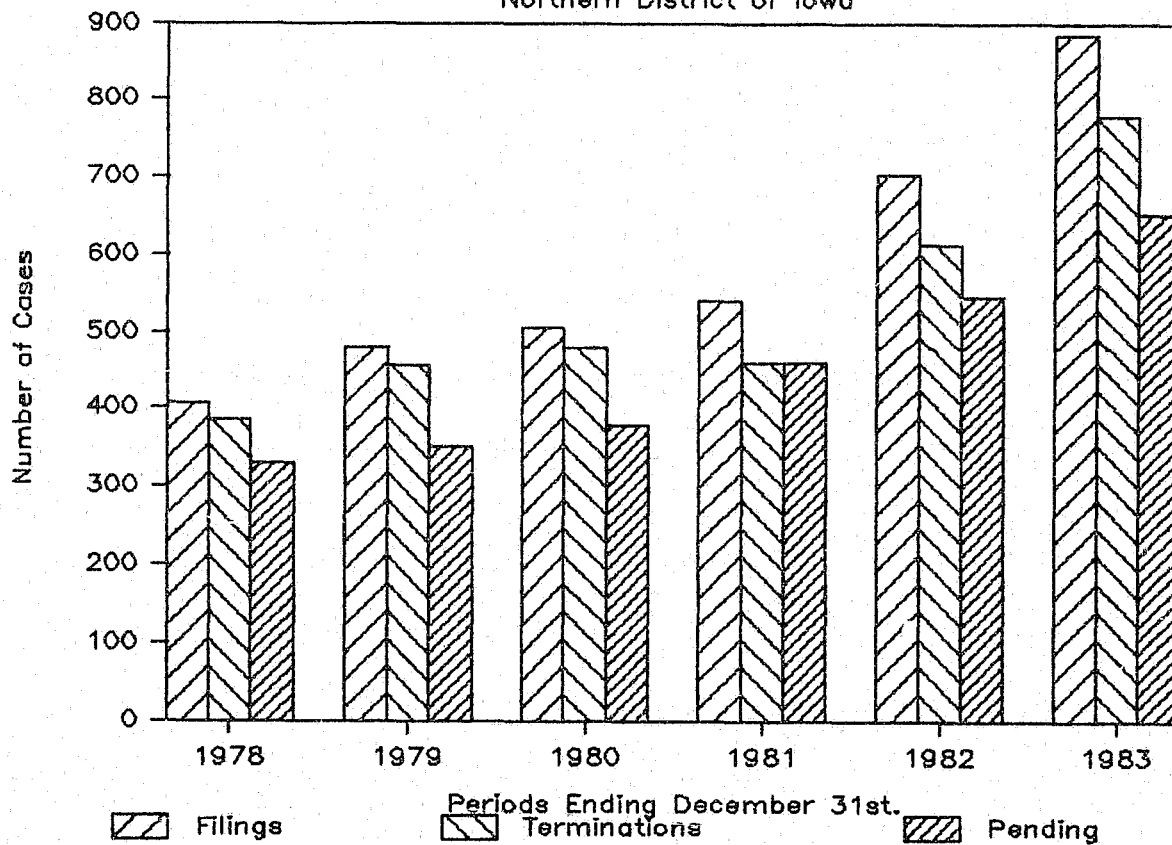
TABLE 42

Criminal Cases

Northern District of Iowa

**TABLE 43**
Total Cases

Northern District of Iowa



SOUTHERN DISTRICT OF IOWA

DISTRICT JUDGESHIPS

Authorized Judgeships 2.5*
 Senior Judges 1

<u>Authorized Places of Holding Court</u>	<u>1980 City Population</u>	<u>Resident Judges</u>
<u>CENTRAL DIVISION</u> Des Moines	588,170	2
<u>DAVENPORT DIVISION</u> Davenport	359,438	-
<u>WESTERN DIVISION</u> Council Bluffs	170,201	-
<u>EASTERN DIVISION</u> Keokuk	128,880	-
<u>OTTUMWA DIVISION</u> Ottumwa	125,809	-
<u>SOUTHERN DIVISION</u> Creston	108,945	-

BANKRUPTCY JUDGES

Authorized Judgeships 1

Location of Headquarters

Des Moines

Places of Holding Court:

Council Bluffs

Des Moines

Davenport

MAGISTRATE POSITIONS PRESENTLY AUTHORIZED 3

<u>Location</u>	<u>Type</u>	<u>Expiration of Current Term</u>
Des Moines	Full-time	Feb. 28, 1992
Burlington	Part-time	Sept. 24, 1984
Council Bluffs	Part-time	Dec. 16, 1986

** 28 U.S.C. §133 provides for one judge to serve both the Northern and Southern Districts of Iowa. The official station of this judge is Sioux City, a place of holding court for the Northern District.

TABLE 44
SOUTHERN DISTRICT OF IOWA

CASELOAD OF THE DISTRICT COURT
Years Ended December 31, 1982 and 1983

	TOTALS			CIVIL			CRIMINAL*		
	<u>1982</u>	<u>1983</u>	<u>% Change</u>	<u>1982</u>	<u>1983</u>	<u>% Change</u>	<u>1982</u>	<u>1983</u>	<u>% Change</u>
Filed	1,217	1,174	-3.5	1,107	1,090	-1.5	110	84	-23.6
Terminated	1,003	1,094	+9.1	895	1,007	+12.5	108	87	-19.4
Pending	1,243	1,323	+6.4	1,192	1,275	+7.0	51	48	-5.9

*Includes felony, misdemeanor, petty offenses tried by a judge, appeals from magistrates, reopens, remands and transfers.

STATISTICAL PROFILE PER JUDGESHIP
Years Ended December 31, 1982 and 1983

	DISTRICT		NUMERICAL STANDING			
	<u>1982</u>	<u>1983</u>	<u>CIRCUIT</u>	<u>NATIONAL</u>	(95 Districts)	
	<u>1982</u>	<u>1983</u>	<u>1982</u>	<u>1983</u>	<u>1982</u>	<u>1983</u>
Authorized Judgeships	2.5	2.5				
Total Cases Filed**	484	466	5	8	44	73
Civil Cases Filed	443	436	5	8	43	68
Felony Cases Filed	41	30	8	9	53	76
Total Weighted Caseload	435	426	5	7	44	68
Total Cases Terminated	398	435	8	8	65	68
Total Cases Pending	496	528	2	2	35	41
Total Trials Completed	36	50	7	5	58	27

MEDIAN DISPOSITION TIMES
(Filing to Disposition, in Months)

Criminal Cases	3.6	5.4	6	8	32	65
Civil Cases	8	10	6	10	51	78
Issue to Trial (Civil Only)	7	12	1	4	4	26

**Includes civil and felony cases only.

SUMMARY OF STATISTICS FOR THE SOUTHERN DISTRICT OF IOWA

The district continued to experience a steady increase in pending civil cases from 1,192 in 1982 to 1,275 in 1983 or 7 percent. In 1983, only one district in the circuit had more cases pending per judgeship than this district. The district's trial disposition time met the 12 month limit recommended by the Circuit Council. The district, however, had 37 cases which were pending for over 3 years (a decrease over last year) and again recorded 10 matters under advisement over 60 days. There were no matters held under advisement over one year.

TABLE 45

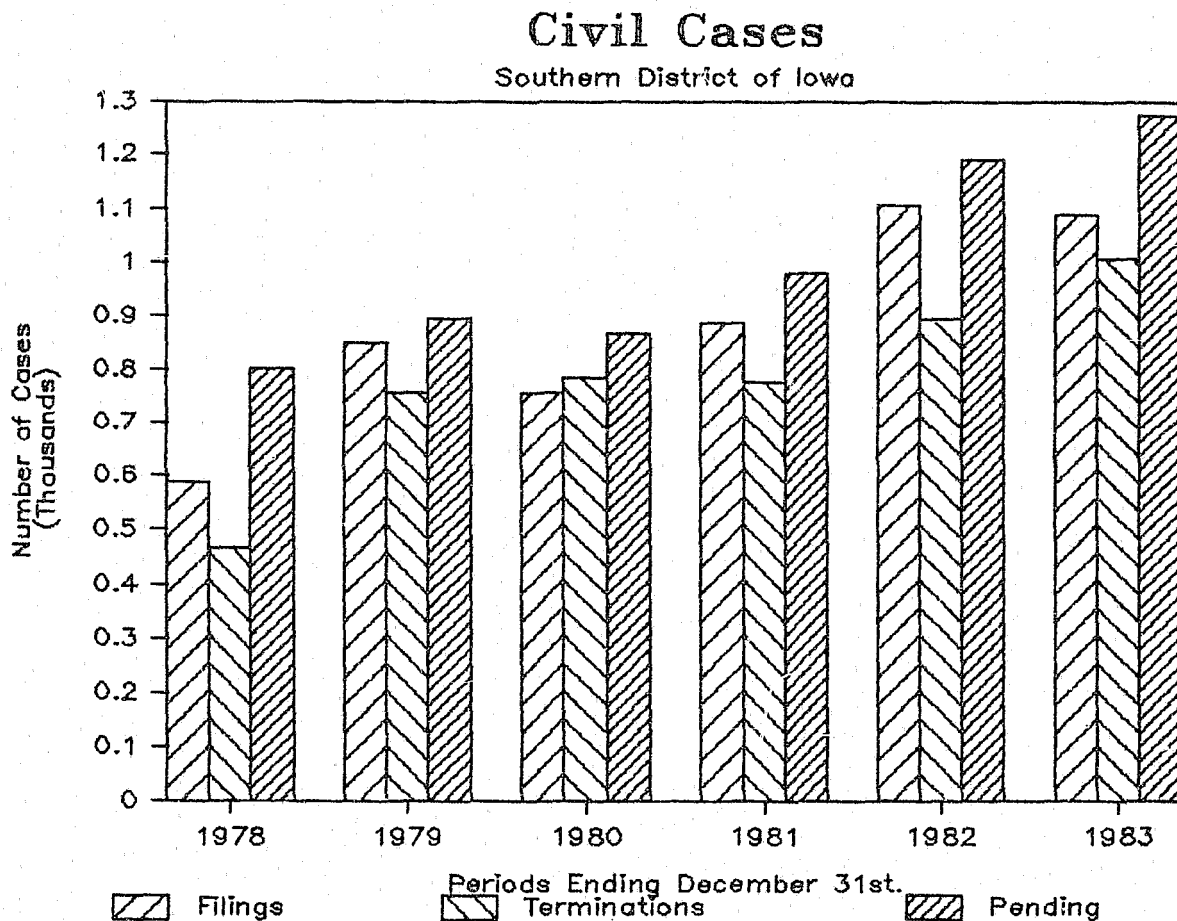


TABLE 46

Criminal Cases

Southern District of Iowa

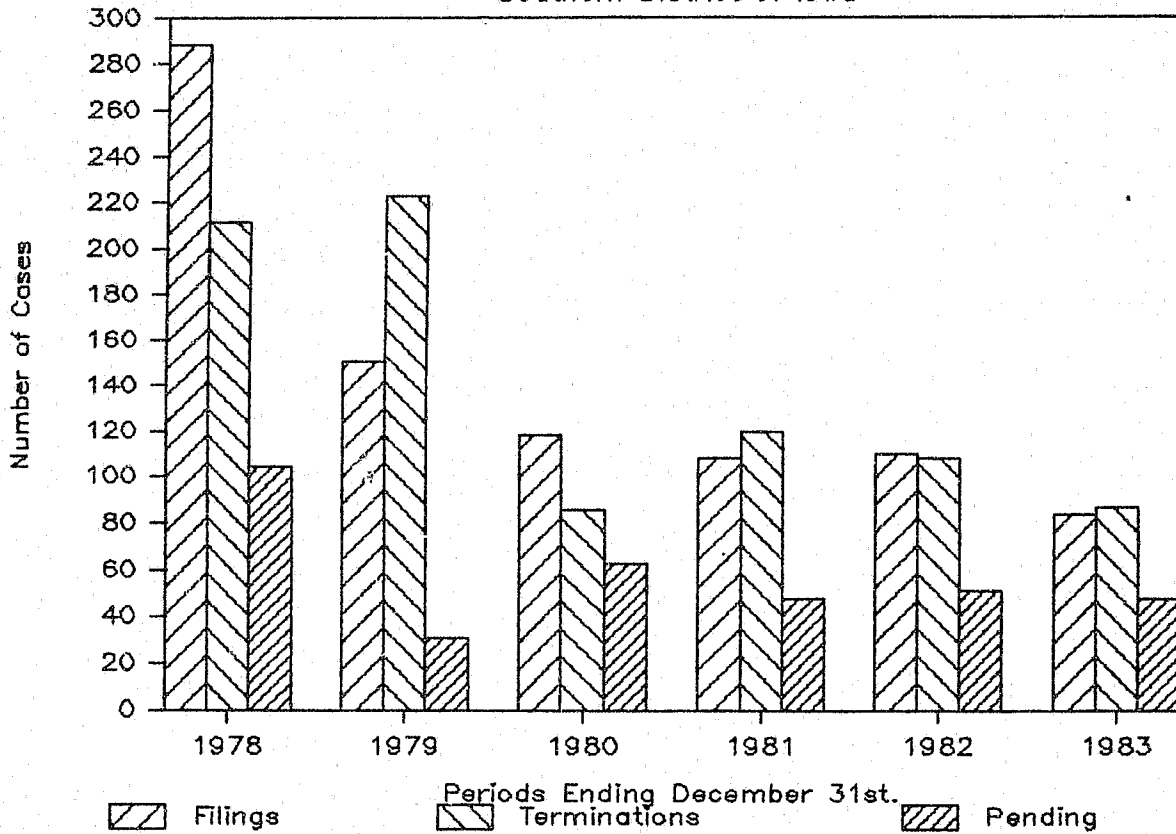
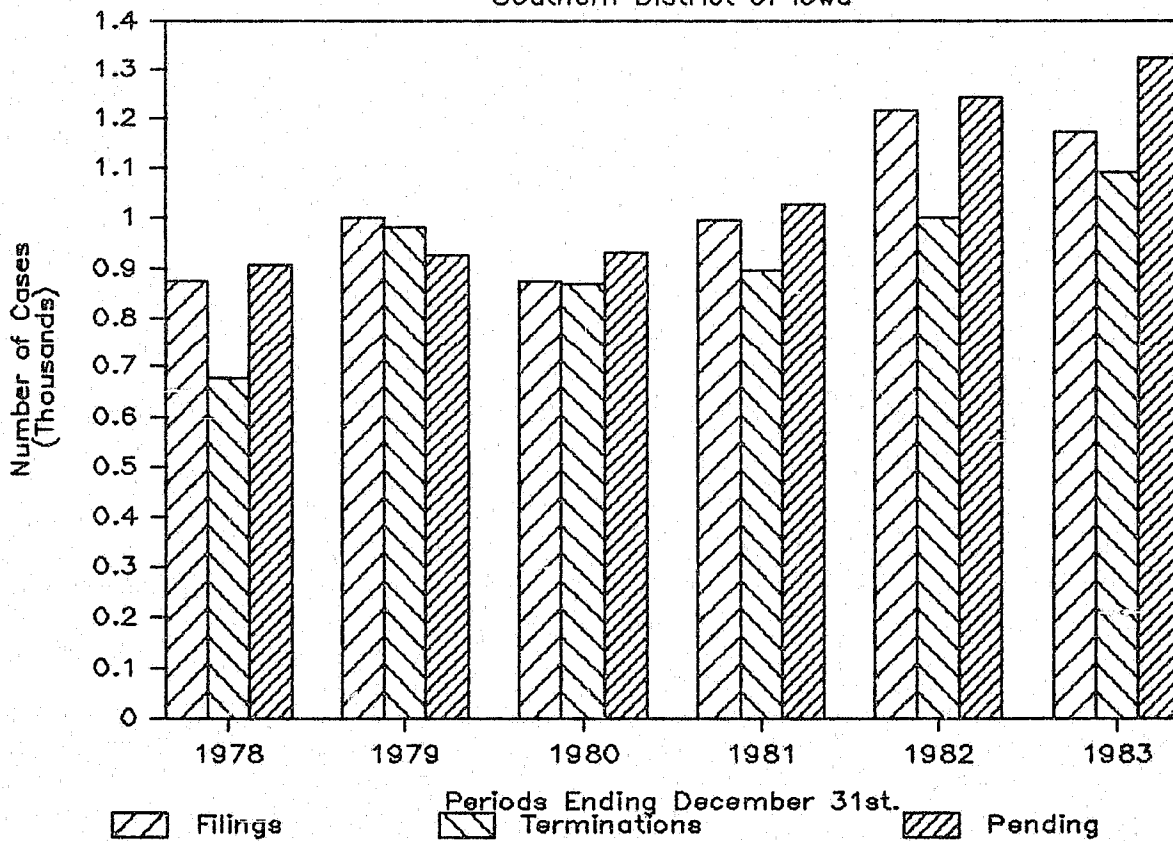


TABLE 47

Total Cases

Southern District of Iowa



DISTRICT OF MINNESOTA

DISTRICT JUDGESHIPS

Authorized Judgeships6*
Senior Judges 2

<u>Authorized Places of Holding Court</u>	<u>1980 Division Population</u>	<u>Resident Judges</u>
Minneapolis	1,422,201	3
St. Paul	921,803	3
Fergus Falls	517,938	-
Duluth	511,013	-
Mankato	419,593	-
Winona	284,600	-

BANKRUPTCY JUDGES

Authorized Judgeships5**

Location of Headquarters	Minneapolis	(2) Judges
	St. Paul	(2) Judges
	Duluth	(1) Judge

Places of Holding Court:

Duluth	Minneapolis
Fergus Falls	Rochester
Mankato	St. Cloud
St. Paul	

MAGISTRATE POSITIONS PRESENTLY AUTHORIZED5

<u>Location</u>	<u>Type</u>	<u>Expiration of Current Term</u>
Minneapolis	Full-time	Sept. 30, 1989
Minneapolis/St. Paul	Full-time	March 19, 1988
St. Paul	Full-time	Oct. 5, 1988
Duluth	Bankruptcy/Part-time Mag.	Feb. 15, 1992
Bemidji	Part-time	Nov. 9, 1986

* One judgeship is temporary and can lapse after October 1983 upon a vacancy. The Judicial Conference of the United States approved and sent to Congress a recommendation that it be made permanent. As of December 31, 1983, Congress has not acted upon that recommendation.

** Four full-time and one part-time.

TABLE 48
DISTRICT OF MINNESOTA

CASELOAD OF THE DISTRICT COURT
Years Ended December 31, 1982 and 1983

	TOTALS			CIVIL			CRIMINAL*		
	<u>1982</u>	<u>1983</u>	<u>% Change</u>	<u>1982</u>	<u>1983</u>	<u>% Change</u>	<u>1982</u>	<u>1983</u>	<u>% Change</u>
Filed	4,202	3,343	-20.4	3,943	3,101	-21.4	259	242	-6.6
Terminated	3,836	3,132	-18.4	3,584	2,922	-18.5	252	210	-16.7
Pending	2,511	2,721	+8.4	2,408	2,587	+7.4	103	134	+30.1

*Includes felony, misdemeanor, petty offenses tried by a judge, appeals from magistrates, reopens, remands and transfers.

STATISTICAL PROFILE PER JUDGESHIP
Years Ended December 31, 1982 and 1983

	DISTRICT		NUMERICAL STANDING			
	<u>1982</u>	<u>1983</u>	<u>CIRCUIT</u>		<u>NATIONAL</u> (95 Districts)	
	<u>1982</u>	<u>1983</u>	<u>1982</u>	<u>1983</u>	<u>1982</u>	<u>1983</u>
Authorized Judgeships	6	6				
Total Cases Filed**	699	556	1	6	8	43
Civil Cases Filed	657	517	1	6	9	40
Felony Cases Filed	42	39	7	5	48	52
Total Weighted Caseload	535	468	2	5	17	51
Total Cases Terminated	637	521	1	5	7	37
Total Cases Pending	418	453	5	6	55	60
Total Trials Completed	29	28	9	9	76	78
MEDIAN DISPOSITION TIMES (Filing to Disposition, in Months)						
Criminal Cases	4.5	5.2	10	7	70	56
Civil Cases	2	5	1	1	1	10
Issue to Trial (Civil Only)	16	13	7	5	54	29

**Includes civil and felony cases only.

SUMMARY OF STATISTICS FOR THE DISTRICT OF MINNESOTA

Although the district's total filings declined in 1983 compared to 1982, it still registered a 32 percent increase over 1981 and a 124 percent increase over 1978. The district again held more extended trials than any other district in the circuit. Three year old cases increased and were the highest in the circuit. The district had only 3 matters under advisement over 60 days. The district again reduced median disposition time from issue to trial so that it now almost meets the guidelines established by the Judicial Council. Because the judges disposed of about as many cases as were filed in 1983, the increase in the pending caseload was held to 8 percent.

Upon the recommendation of the Judicial Council, the Judicial Conference of the United States recommended that Congress convert the five year temporary judgeship to a permanent judgeship. As of December 31, 1983, Congress has not acted upon that recommendation.

TABLE 49

Civil Cases

District of Minnesota

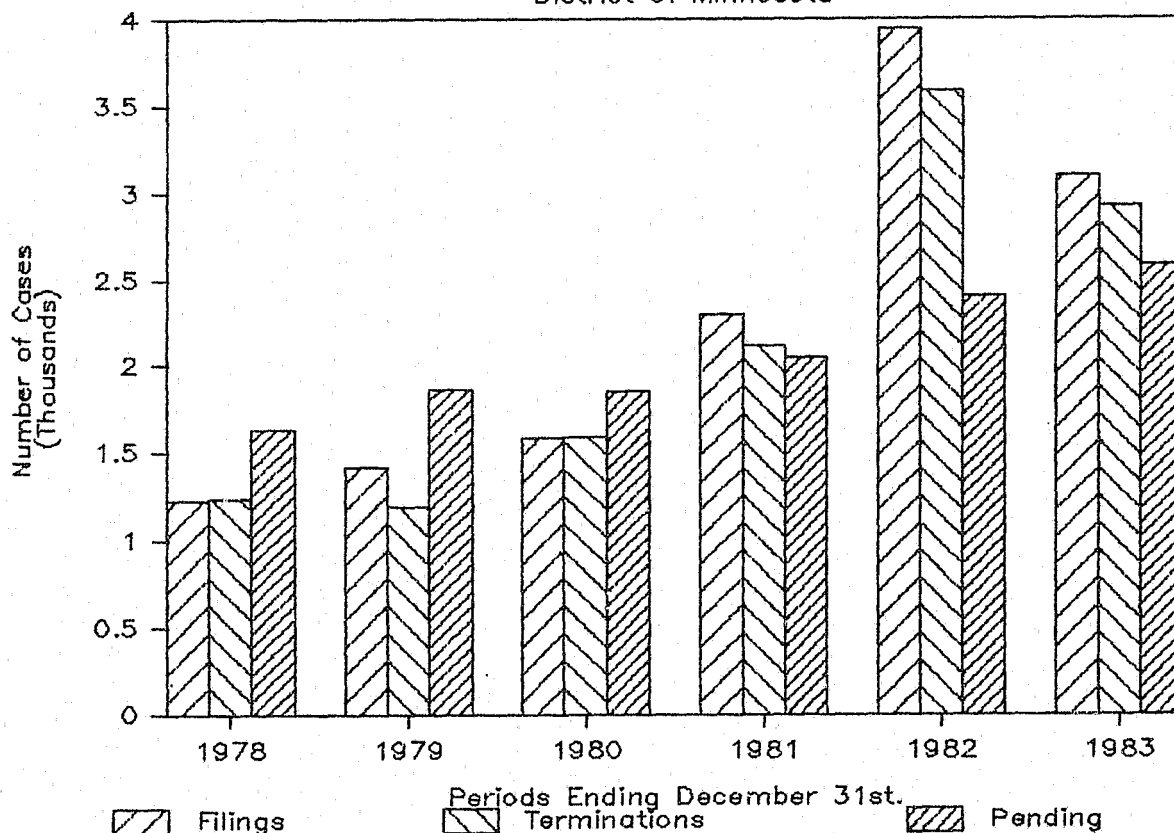


TABLE 50

Criminal cases

District of Minnesota

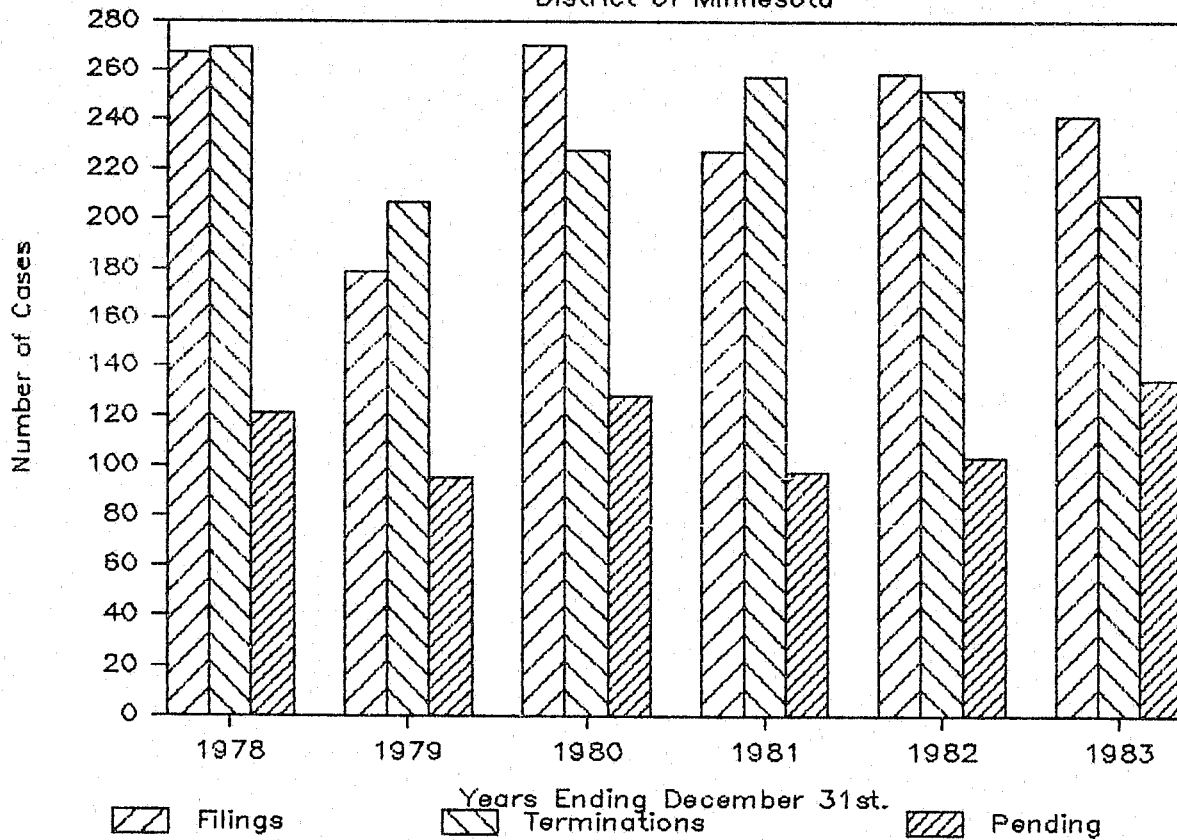
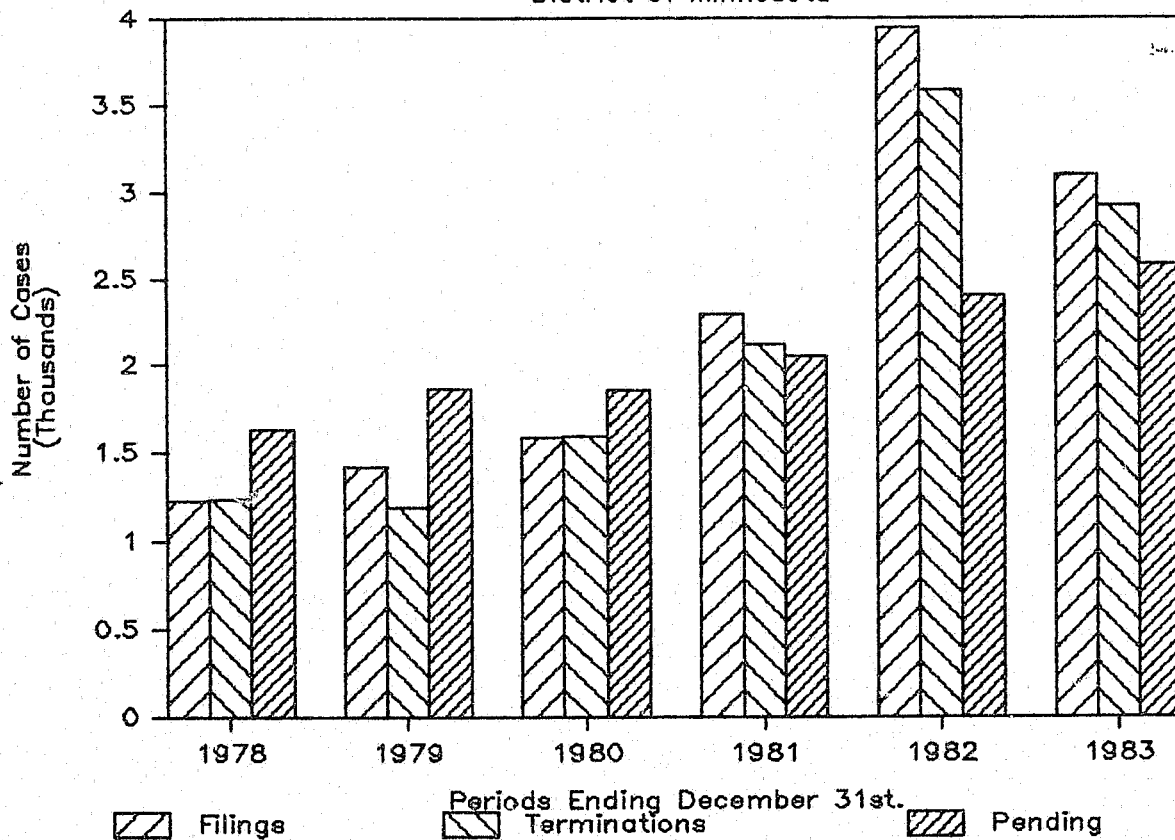


TABLE 51

Total Cases

District of Minnesota



EASTERN DISTRICT OF MISSOURI

DISTRICT JUDGESHIPS

Authorized Judgeships5*
 Senior Judges 4

<u>Authorized Places of Holding Court</u>	<u>1980 Division Population</u>	<u>Resident Judges</u>
St. Louis	2,038,519	4
Cape Girardeau	200,582	1
Hannibal	347,256	-

BANKRUPTCY JUDGES

Authorized Judgeships3

Location of Headquarters St. Louis
 Places of Holding Court:

St. Louis	Cape Girardeau
Hannibal	

MAGISTRATE POSITIONS PRESENTLY AUTHORIZED.....6

<u>Location</u>	<u>Type</u>	<u>Expiration of Current Term</u>
St. Louis	Full-time	Sept. 30, 1989
St. Louis	Full-time	Dec. 30, 1984
St. Louis	Full-time	Oct. 7, 1990
Ozark National Scenic Riverways	Part-time	Vacant
Cape Girardeau	Part-time	Nov. 21, 1984
Hannibal	Part-time	Vacant

* The Judicial Conference of the United States has approved and sent to Congress a recommendation that an additional judgeship be authorized. As of December 31, 1983 Congress has not acted upon that recommendation.

TABLE 52
EASTERN DISTRICT OF MISSOURI

CASELOAD OF THE DISTRICT COURT
Years Ended December 31, 1982 and 1983

	TOTALS			CIVIL			CRIMINAL*		
	<u>1982</u>	<u>1983</u>	<u>Change</u>	<u>1982</u>	<u>1983</u>	<u>Change</u>	<u>1982</u>	<u>1983</u>	<u>Change</u>
Filed	2,876	3,795	+32.0	2,572	3,542	+37.7	304	253	-16.8
Terminated	2,385	3,423	+43.5	2,110	3,166	+50.0	275	257	-6.5
Pending	2,081	2,452	+17.8	1,974	2,350	+19.0	107	102	-4.7

*Includes felony, misdemeanor, petty offenses tried by a judge, appeals from magistrates, reopens, remands and transfers.

STATISTICAL PROFILE PER JUDGESHIP
Years Ended December 31, 1982 and 1983

	DISTRICT		NUMERICAL STANDING			
	<u>1982</u>	<u>1983</u>	<u>CIRCUIT</u>		<u>NATIONAL</u> (95 Districts)	
	<u>1982</u>	<u>1983</u>	<u>1982</u>	<u>1983</u>	<u>1982</u>	<u>1983</u>
Authorized Judgeships	5	5				
Total Cases Filed**	571	757	2	1	23	10
Civil Cases Filed	514	708	2	1	24	9
Felony Cases Filed	57	49	2	3	26	33
Total Weighted Caseload	576	650	1	1	8	4
Total Cases Terminated	473	683	4	1	39	7
Total Cases Pending	415	490	6	4	56	52
Total Trials Completed	64	80	1	1	8	1
MEDIAN DISPOSITION TIMES						
(Filing to Disposition, in Months)						
Criminal Cases	2.9	4.6	2	4	8	25
Civil Cases	6	5	2	1	23	10
Issue to Trial	7	9	1	2	4	10
(Civil Only)						

**Includes civil and felony cases only.

SUMMARY OF STATISTICS FOR THE EASTERN DISTRICT OF MISSOURI

For the second year in a row civil filings rose by at least 30 percent. Although civil terminations showed an increase of 50 percent the pending case load increased by almost 20 percent. The district's weighted caseload, which again increased during the year, remains the highest in the circuit, and 4th in the nation. The district's continued prompt disposition of its docket is evidenced by the fact that only 9 districts in the nation dispose of or try civil cases faster. The district completed more trials than the other districts in the circuit and stood 1st in the nation for total trials completed. The district's civil cases pending over 3 years again increased in 1983. Matters under advisement over 60 days increased from 5 to 10 but it had no matters under advisement for over 1 year.

Due to the size and complexity of its cases, the Circuit Council and the Judicial Conference of the United States have asked Congress to create an additional judgeship for the district. As of December 31, 1983, Congress has not acted upon that recommendation.

TABLE 53

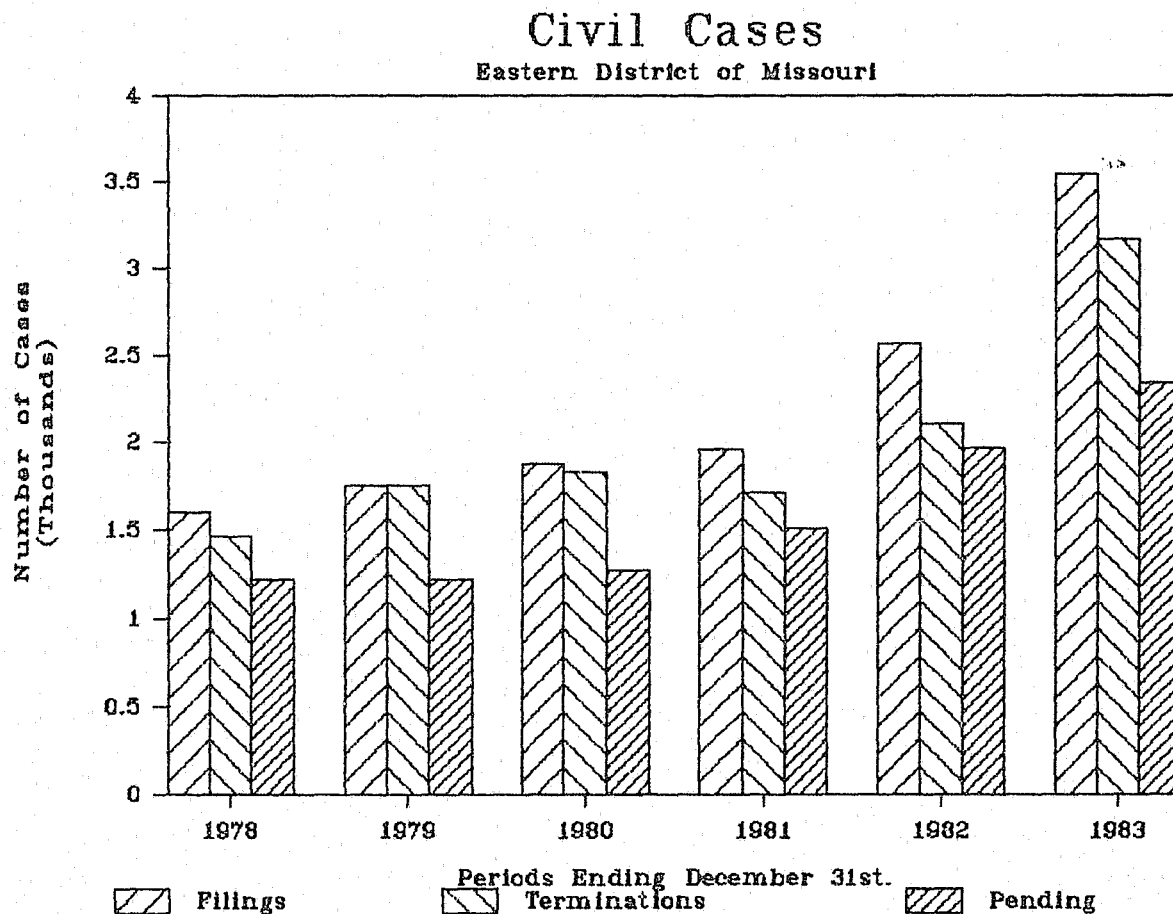


TABLE 54

Criminal Cases

Eastern District of Missouri

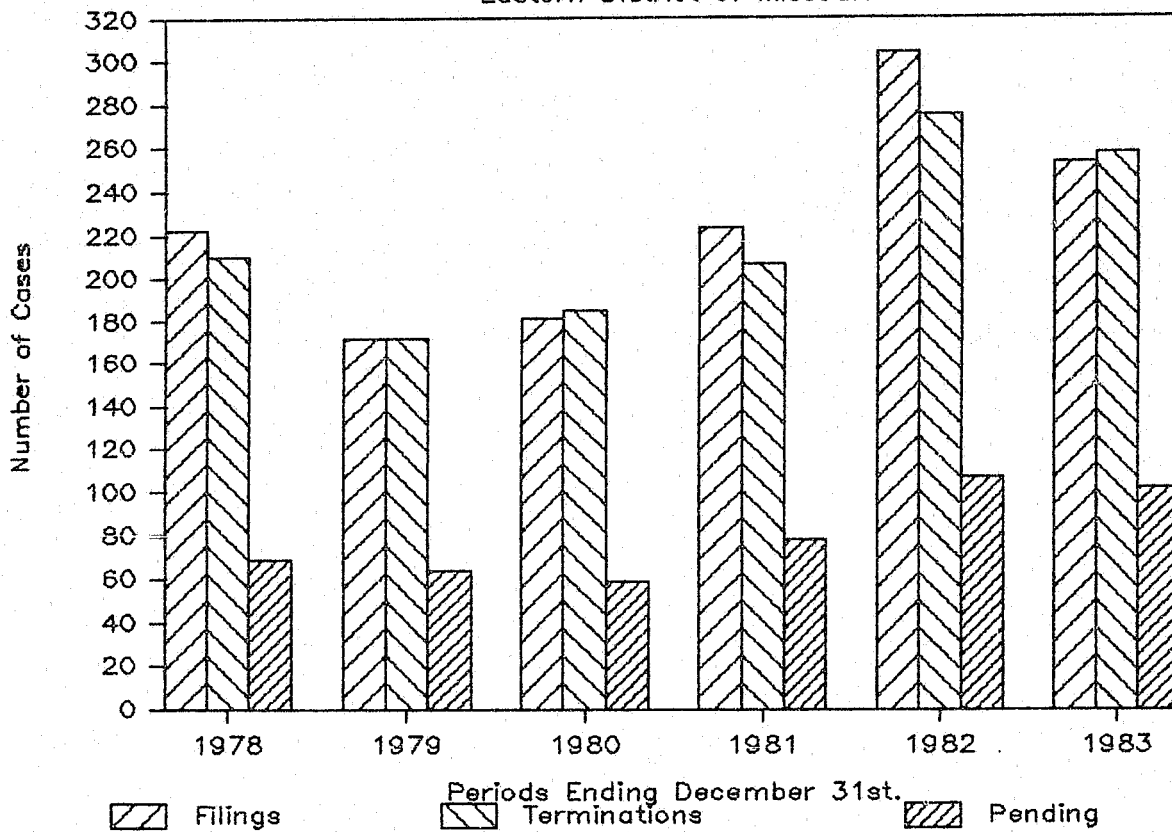
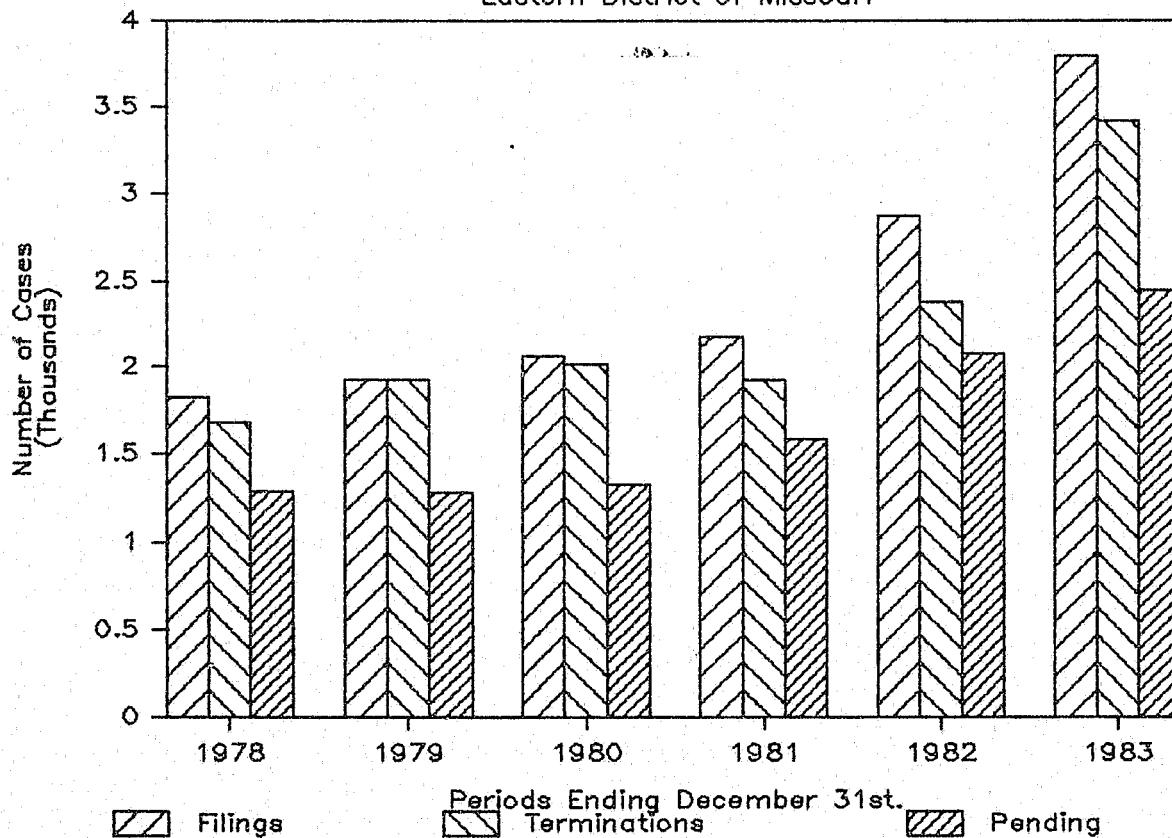


TABLE 55

Total Cases

Eastern District of Missouri



WESTERN DISTRICT OF MISSOURI

DISTRICT JUDGESHIPS

Authorized Judgeships6
 Senior Judges4

<u>Authorized Places of Holding Court</u>	<u>1980 Division Population</u>	<u>Resident Judges</u>
Kansas City	448,159	5
Springfield	133,116	1
St. Joseph	76,691	-
Joplin	38,893	-
Jefferson City	33,619	-

BANKRUPTCY JUDGES

Authorized Judgeships3

Location of Headquarters:	Kansas City	(2) Judges
	Springfield	(1) Judge

Places of Holding Court:

Kansas City	Jefferson City
Joplin	Springfield
Saint Joseph	

MAGISTRATE POSITIONS PRESENTLY AUTHORIZED3

<u>Location</u>	<u>Type</u>	<u>Expiration of Current Term</u>
Kansas City	Full-time	May 2, 1987
Kansas City	Full-time	Dec. 12, 1984
Springfield	Full-time	Nov. 14, 1984

TABLE 56
WESTERN DISTRICT OF MISSOURI
CASELOAD OF THE DISTRICT COURT
Years Ended December 31, 1982 and 1983

	TOTALS			CIVIL			CRIMINAL		
	<u>1982</u>	<u>1983</u>	<u>% Change</u>	<u>1982</u>	<u>1983</u>	<u>% Change</u>	<u>1982</u>	<u>1983</u>	<u>% Change</u>
Filed	2,978	3,656	+22.8	2,257	2,946	+30.5	721	710	-1.5
Terminated	2,874	3,480	+21.1	2,183	2,751	+26.0	691	729	+5.5
Pending	2,411	2,586	+7.3	2,267	2,462	+8.6	144	124	-13.9

*Includes felony, misdemeanor, petty offenses tried by a judge, appeals from magistrates, reopens, remands and transfers.

STATISTICAL PROFILE PER JUDGESHIP
Years Ended December 31, 1982 and 1983

	DISTRICT		NUMERICAL STANDING			
	<u>1982</u>	<u>1983</u>	<u>CIRCUIT</u>		<u>NATIONAL</u> (95 Districts)	
	<u>1982</u>	<u>1983</u>	<u>1982</u>	<u>1983</u>	<u>1982</u>	<u>1983</u>
Authorized Judgeships	6	6				
Total Cases Filed**	417	529	8	7	72	53
Civil Cases Filed	376	491	8	7	71	48
Felony Cases Filed	41	38	8	6	53	55
Total Weighted Caseload	360	409	8	8	75	73
Total Cases Terminated	402	495	7	7	64	48
Total Cases Pending	395	428	7	8	59	64
Total Trials Completed	45	44	6	6	35	39
MEDIAN DISPOSITION TIMES (Filing to Disposition, in Months)						
Criminal Cases	3.4	4.4	4	3	24	17
Civil Cases	11	7	9	5	78	42
Issue to Trial (Civil Only)	20	15	10	6	76	48

**Includes civil and felony cases only.

SUMMARY OF STATISTICS FOR THE WESTERN DISTRICT OF MISSOURI

Although civil filings registered the sharpest increase in the last 6 years in 1983 (31 percent) terminations increased by 30 percent. This kept the increase in pending to almost 9 percent. The district increased its disposition time for criminal cases by one month.

Civil cases now take only 15 months to get to trial, down from 20 months a year ago and from 26 months in 1981. The district has decreased the number of its civil cases that were over three years old by almost 60 percent since 1981. In 1983 there were 71 cases compared to 171 in 1981. Although the district had the largest number of matters under advisement over 60 days in the circuit, it reported no matters under advisement over one year.

TABLE 57

Civil Cases

Western District of Missouri

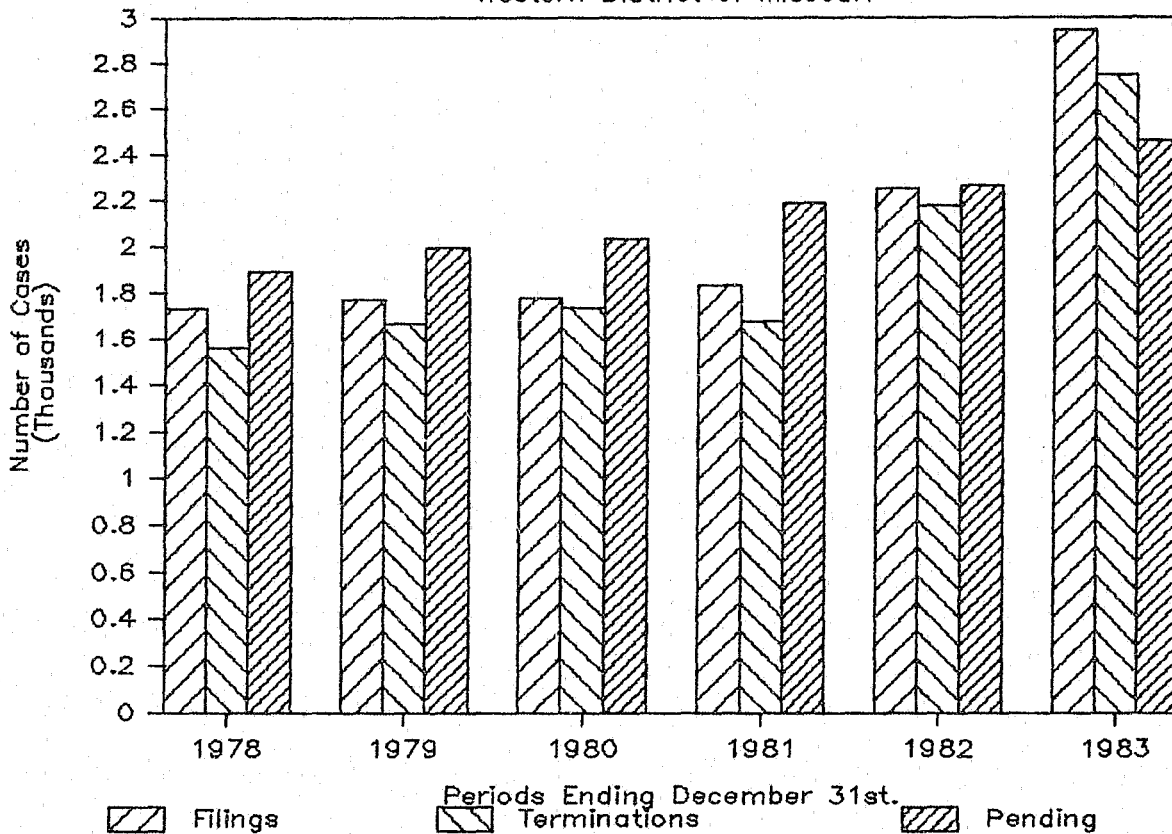


TABLE 58

Criminal Cases

Western District of Missouri

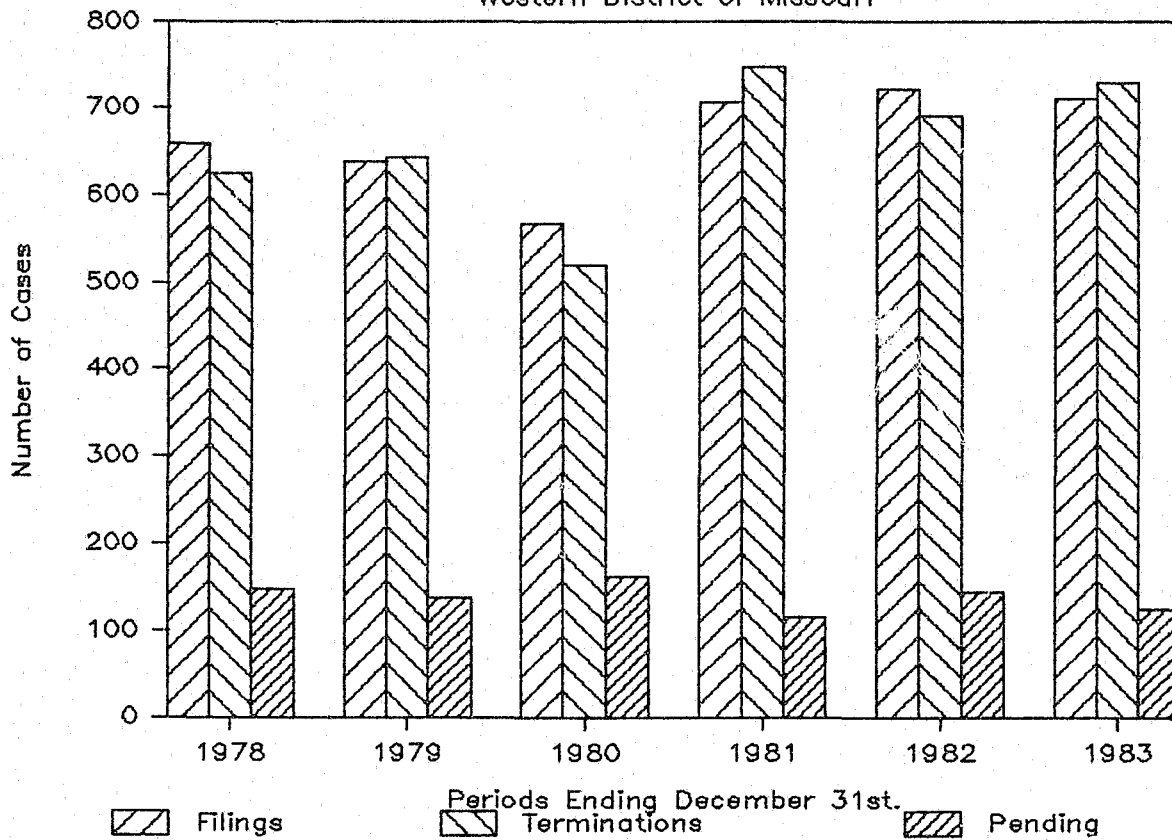
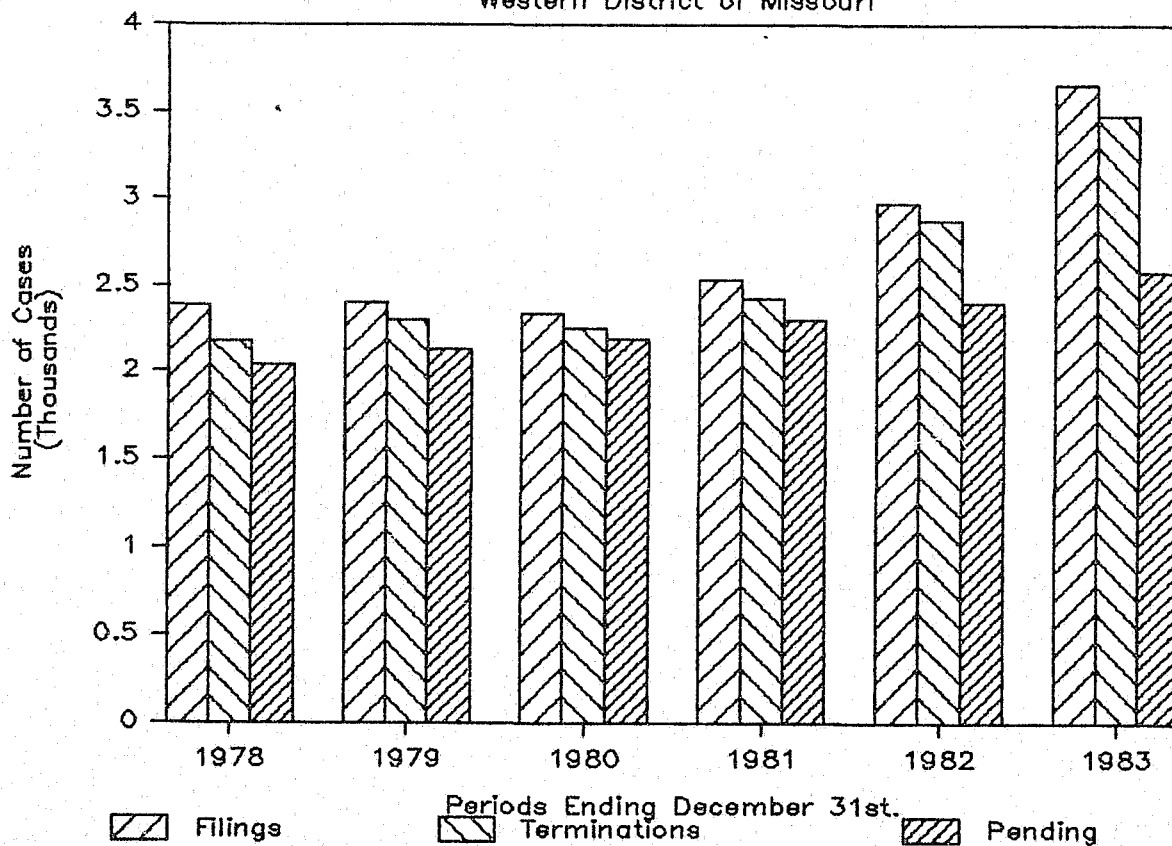


TABLE 59

Total Cases

Western District of Missouri



DISTRICT OF NEBRASKA

DISTRICT JUDGESHIPS

Authorized Judgeships3
Senior Judges2

<u>Authorized Places of Holding Court</u>	<u>1980 City Population</u>	<u>Resident Judges</u>
Omaha	311,681	2
Lincoln	171,932	1
North Platte	24,479	-

BANKRUPTCY JUDGES

Authorized Judgeships1

Location of Headquarters: Omaha

Places of Holding Court:

Omaha	Grand Island
Lincoln	North Platte

MAGISTRATE POSITIONS PRESENTLY AUTHORIZED.....4

<u>Location</u>	<u>Type</u>	<u>Expiration of Current Term</u>
Omaha	Full-time	Oct. 31, 1991
Lincoln	Full-time	Jan. 19, 1989
Gering (or Scottsbluff)	Part-time	Nov. 30, 1986
North Platte	Part-time	Nov. 30, 1986

TABLE 60
DISTRICT OF NEBRASKA

CASELOAD OF THE DISTRICT COURT
Years Ended December 31, 1982 and 1983

	TOTALS			CIVIL			CRIMINAL*		
	<u>1982</u>	<u>1983</u>	<u>% Change</u>	<u>1982</u>	<u>1983</u>	<u>% Change</u>	<u>1982</u>	<u>1983</u>	<u>% Change</u>
Filed	1,430	1,745	+22.0	1,328	1,632	+22.9	102	113	+10.8
Terminated	1,290	1,675	+29.8	1,187	1,572	+32.4	101	103	+2.0
Pending	1,295	1,365	+5.4	1,256	1,316	+4.8	39	49	+25.6

*Includes felony, misdemeanor, petty offenses tried by a judge, appeals from magistrates, reopens, remands and transfers.

STATISTICAL PROFILE PER JUDGESHIP
Years Ended December 31, 1982 and 1983

	DISTRICT		NUMERICAL STANDING			
	<u>1982</u>	<u>1983</u>	<u>CIRCUIT</u>	<u>NATIONAL</u>	(95 Districts)	
	<u>1982</u>	<u>1983</u>	<u>1982</u>	<u>1983</u>	<u>1982</u>	<u>1983</u>
Authorized Judgeships	3	3				
Total Cases Filed**	472	577	6	5	57	37
Civil Cases Filed	443	544	5	5	43	34
Felony Cases Filed	29	33	10	8	81	70
Total Weighted Caseload	439	473	4	4	42	50
Total Cases Terminated	426	553	5	4	51	28
Total Cases Pending	430	455	4	5	52	59
Total Trials Completed	62	67	3	2	11	8
MEDIAN DISPOSITION TIMES						
(Filing to Disposition, in Months)						
Criminal Cases	3.7	5.8	7	9	39	78
Civil Cases	9	6	7	4	61	28
Issue to Trial	17	16	8	9	64	57
(Civil Only)						

**Includes civil and felony cases only.

SUMMARY OF STATISTICS FOR THE DISTRICT OF NEBRASKA

Except for 1981, civil case filings have been increasing every year since 1978. During that period filings rose 97 percent, terminations by 104 percent, and pending civil cases by 60 percent. Only one other district in the circuit and 7 other districts in the nation completed more trials than were completed in the district.

The district had 40 cases which were over three years old (a decrease of almost 30 percent over the previous year) and its median time to trial also decreased, going from 17 months to 16 months. The district had only one matter under advisement over 60 days.

TABLE 61

Civil Cases District of Nebraska

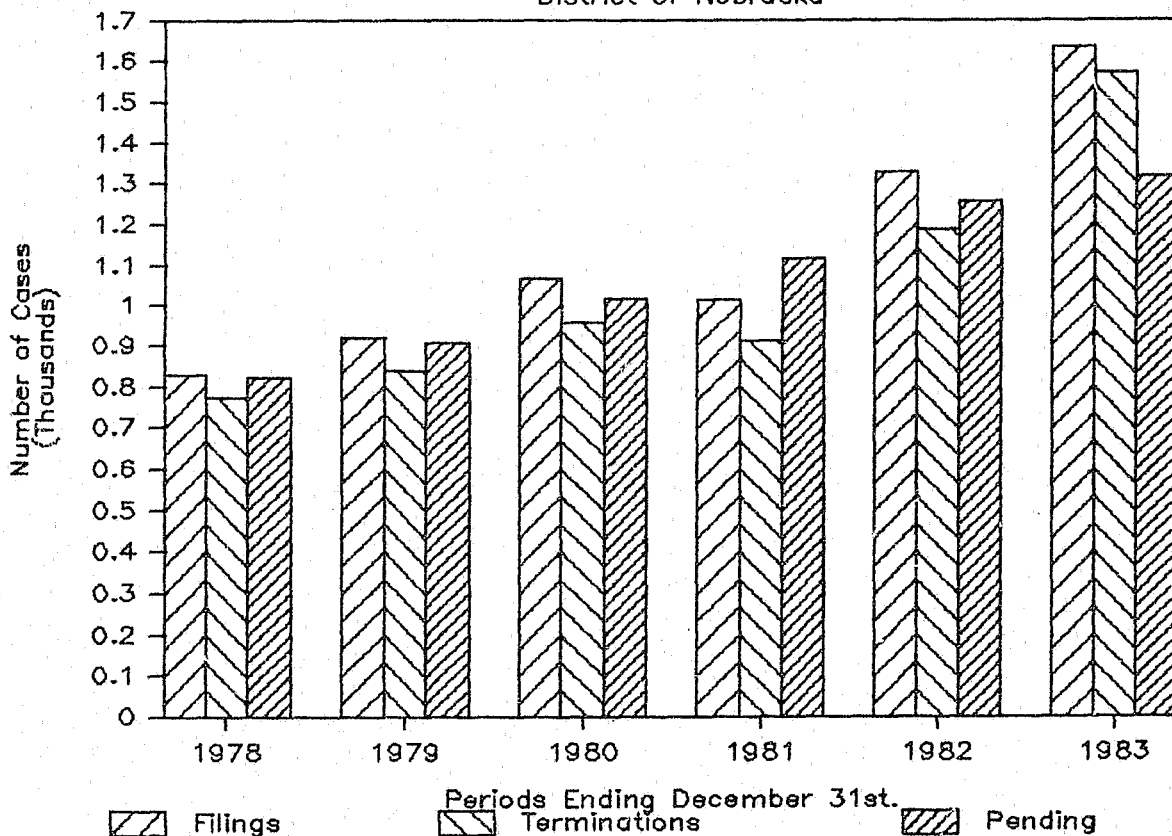


TABLE 62
Criminal Cases
District of Nebraska

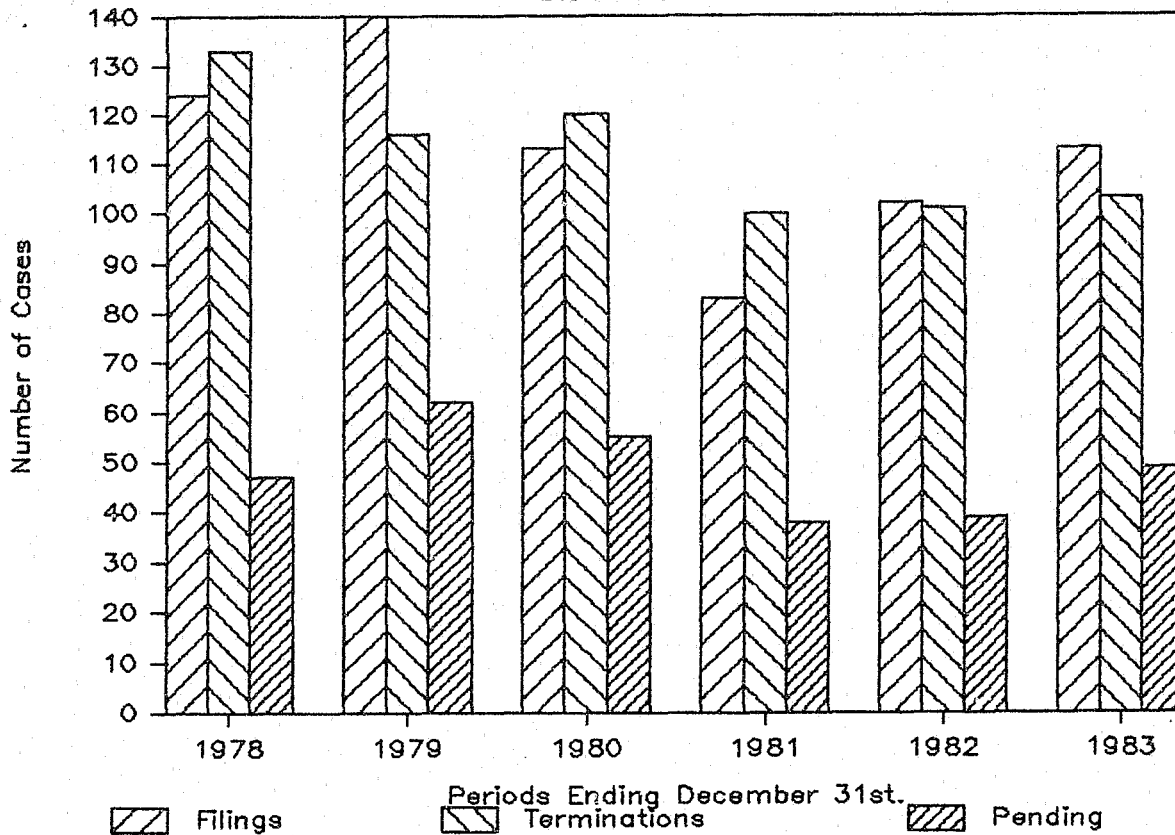
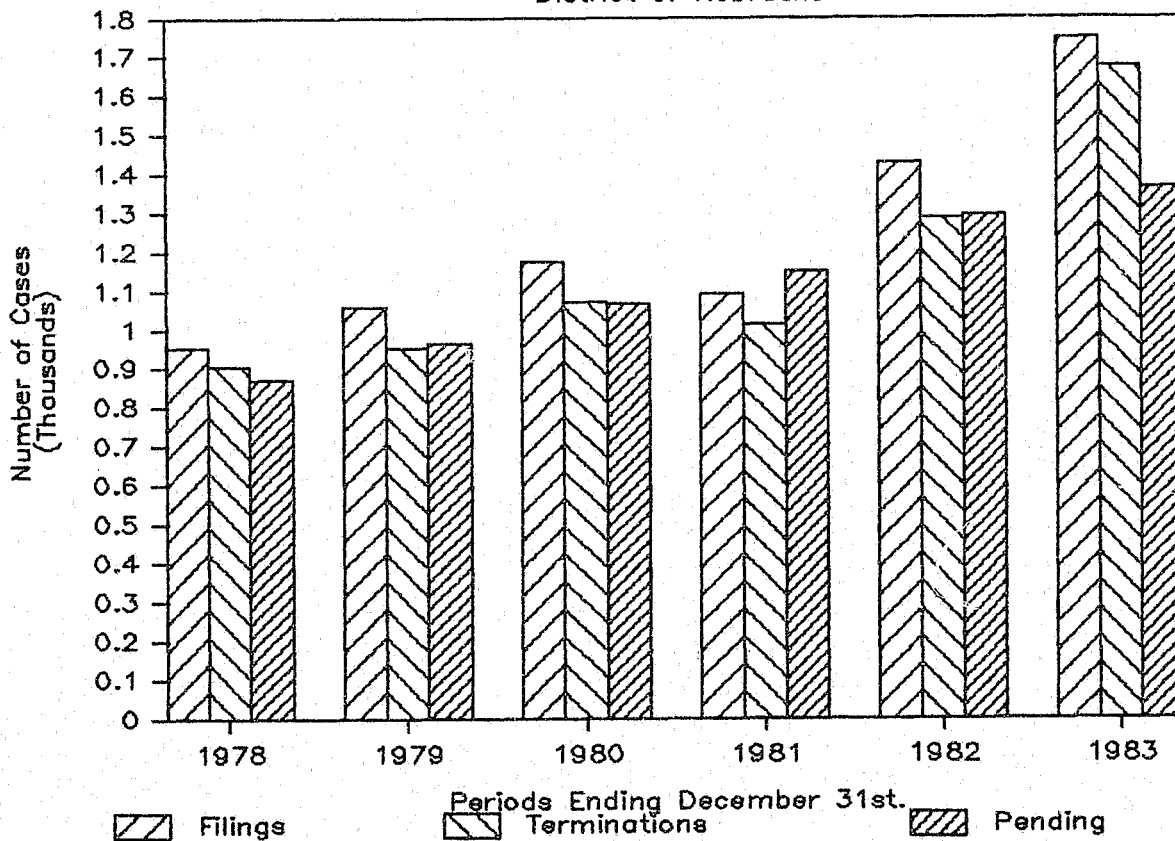


TABLE 63
Total Cases
District of Nebraska



DISTRICT OF NORTH DAKOTA

DISTRICT JUDGESHIPS

Authorized Judgeships2
Senior Judges1

<u>Authorized Places of Holding Court</u>	<u>1980 Division Population</u>	<u>Resident Judges</u>
Fargo	186,443	1
Bismarck	175,144	1
Grand Forks	151,584	-
Minot	139,584	-

BANKRUPTCY JUDGES

Authorized Judgeships1

Location of Headquarters: Fargo

Places of Holding Court:

Fargo	Bismarck
Minot	

MAGISTRATE POSITIONS PRESENTLY AUTHORIZED6

<u>Location</u>	<u>Type</u>	<u>Expiration of Current Term</u>
Bismarck	Part-time	June 18, 1986
Fargo	Part-time	Nov. 30, 1988
Grand Forks	Part-time	Nov. 14, 1986
Minot	Part-time	Nov. 14, 1986
Devils Lake (or Minnewaukan)	Part-time	Jan. 1, 1987
Rolla	Part-time	March 31, 1985

TABLE 64
DISTRICT OF NORTH DAKOTA

CASELOAD OF THE DISTRICT COURT
Years Ended December 31, 1982 and 1983

	TOTALS			CIVIL			CRIMINAL*		
	<u>1982</u>	<u>1983</u>	<u>% Change</u>	<u>1982</u>	<u>1983</u>	<u>% Change</u>	<u>1982</u>	<u>1983</u>	<u>% Change</u>
Filed	492	521	+5.9	385	398	+3.4	107	123	+15.0
Terminated	457	474	+3.7	360	357	-0.8	97	117	+20.6
Pending	432	479	+10.9	389	430	+10.5	43	49	+14.0

*Includes felony, misdemeanor, petty offenses tried by a judge, appeals from magistrates, reopens, remands and transfers.

STATISTICAL PROFILE PER JUDGESHIP
Years Ended December 31, 1982 and 1983

	DISTRICT		NUMERICAL STANDING			
			CIRCUIT		NATIONAL (95 Districts)	
	<u>1982</u>	<u>1983</u>	<u>1982</u>	<u>1983</u>	<u>1982</u>	<u>1983</u>
Authorized Judgeships	2	2				
Total Cases Filed**	243	250	9	10	92	92
Civil Cases Filed	193	199	9	10	92	92
Felony Cases Filed	50	51	3	2	33	31
Total Weighted Caseload	241	252	9	10	89	89
Total Cases Terminated	225	228	10	10	91	92
Total Cases Pending	215	237	9	9	91	91
Total Trials Completed	34	29	8	8	65	74
MEDIAN DISPOSITION TIMES (Filing to Disposition, in Months)						
Criminal Cases	3.8	5.0	8	6	41	48
Civil Cases	6	8	2	8	23	59
Issue to Trial (Civil Only)	13	15	4	6	32	48

**Includes civil and felony cases only.

SUMMARY OF STATISTICS FOR THE DISTRICT NORTH DAKOTA

Civil case filings increased this year by less than 4 percent, termination decreased slightly, and the civil pending increased by almost 11 percent. Civil filings per judgeship are the lowest in the circuit and rank 92 in the nation. Only one district in the circuit had more felony case filings per judgeship than this district.

The district had 10 cases which were over three years old (the second lowest in the circuit) and it had only two matters under advisement over sixty days and no matters under advisement over one year. Median time to trial exceeded the Council's guidelines by 3 months.

TABLE 65
Civil Cases
District of North Dakota

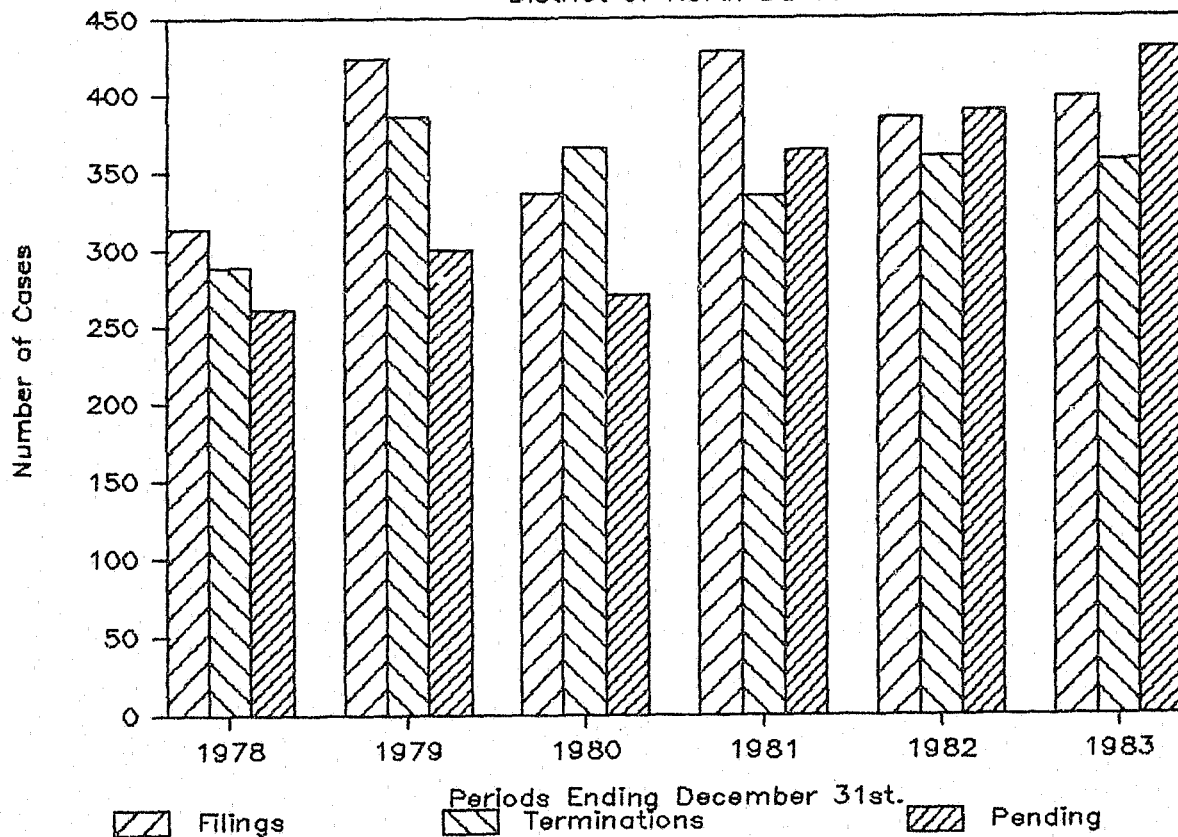


TABLE 66

Criminal Cases

District of North Dakota

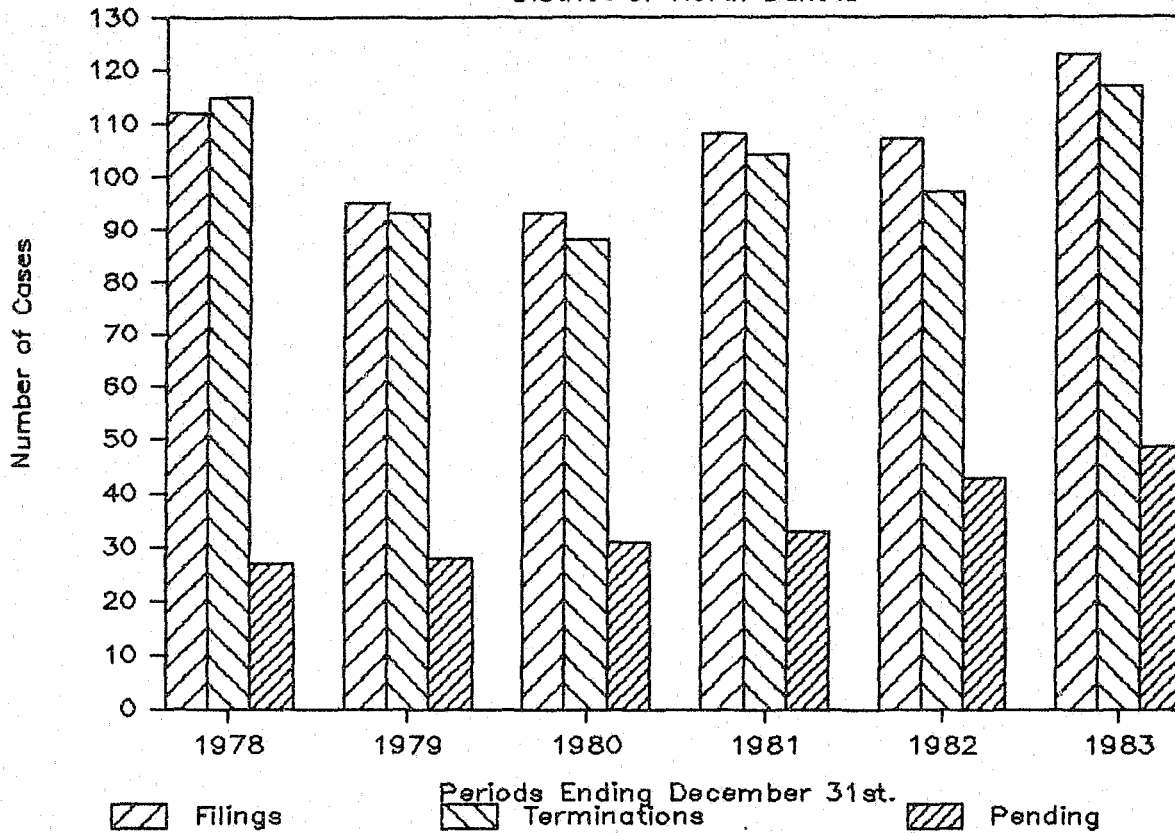
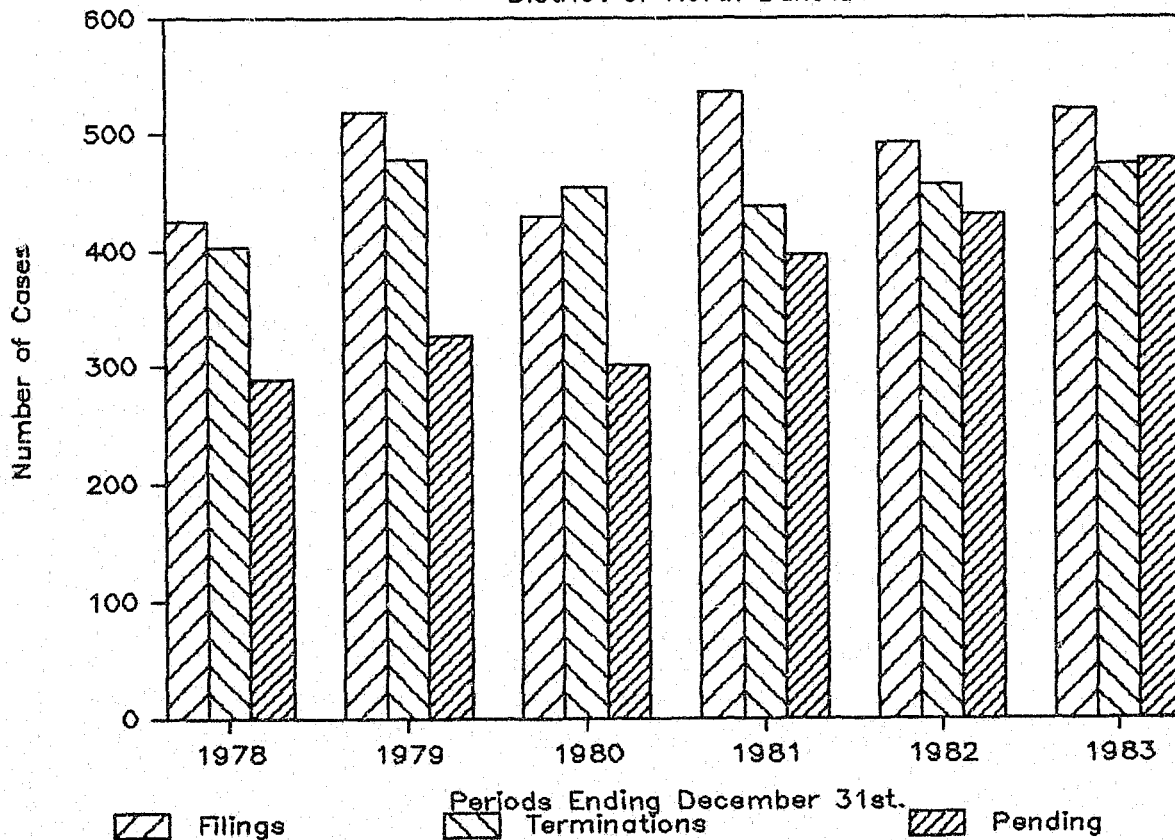


TABLE 6'

Total Cases

District of North Dakota



DISTRICT OF SOUTH DAKOTA

DISTRICT JUDGESHIPS

Authorized Judgeships3
Senior Judges1

<u>Authorized Places of Holding Court</u>	<u>1980 Division Population</u>	<u>Resident Judges</u>
<u>Northern Division</u> Aberdeen	25,956	-
<u>Southern Division</u> Sioux Falls	81,343	1
<u>Central Division</u> Pierre	11,973	1
<u>Western Division</u> Deadwood	2,035	-
Rapid City	46,492	1

BANKRUPTCY JUDGES

Authorized Judgeships1

Location of Headquarters: Sioux Falls

Places of Holding Court:

Sioux Falls	Pierre
Rapid City	Aberdeen

MAGISTRATE POSITIONS PRESENTLY AUTHORIZED4

<u>Location</u>	<u>Type</u>	<u>Expiration of Current Term</u>
Pierre	Part-time	Feb. 10, 1984
Rapid City	Part-time	April 9, 1984
Sioux Falls	Part-time	July 31, 1985
Aberdeen	Part-time	Sept. 12, 1987

TABLE 68
DISTRICT OF SOUTH DAKOTA

CASELOAD OF THE DISTRICT COURT
Years Ended December 31, 1982 and 1983

	TOTALS			CIVIL			CRIMINAL		
	<u>1982</u>	<u>1983</u>	<u>% Change</u>	<u>1982</u>	<u>1983</u>	<u>% Change</u>	<u>1982</u>	<u>1983</u>	<u>% Change</u>
Filed	729	831	+14.0	512	633	+23.6	217	198	-8.8
Terminated	898	769	-14.4	682	565	-17.2	216	204	-5.6
Pending	564	621	+10.1	493	561	+13.8	71	60	-15.5

*Includes felony, misdemeanor, petty offenses tried by a judge, appeals from magistrates, reopens, remands and transfers.

STATISTICAL PROFILE PER JUDGESHIP
Years Ended December 31, 1982 and 1983

	DISTRICT		NUMERICAL STANDING			
	<u>1982</u>	<u>1983</u>	<u>CIRCUIT</u>	<u>NATIONAL</u>	(95 Districts)	
	<u>1982</u>	<u>1983</u>	<u>1982</u>	<u>1983</u>	<u>1982</u>	<u>1983</u>
Authorized Judgeships	3	3				
Total Cases Filed**	235	269	10	9	93	90
Civil Cases Filed	171	211	10	9	93	91
Felony Cases Filed	64	58	1	1	18	23
Total Weighted Caseload	226	268	10	9	91	88
Total Cases Terminated	292	248	9	9	86	91
Total Cases Pending	184	204	10	10	93	93
Total Trials Completed	52	35	5	7	26	59
MEDIAN DISPOSITION TIMES						
(Filing to Disposition, in Months)						
Criminal Cases	4.4	5.8	9	9	65	78
Civil Cases	11	7	9	5	78	42
Issue to Trial	14	9	6	2	39	10
(Civil Only)						

**Includes civil and felony cases only.

SUMMARY OF STATISTICS FOR THE DISTRICT OF SOUTH DAKOTA

Civil case filings increased by almost 25 percent in 1983, while terminations declined 17 percent. This resulted in a 14 percent increase in pending civil cases. The district continues to have the lowest rate of civil cases pending per judgeship in the circuit and only 2 other districts in the nation have fewer such pending cases.

However, the district had the largest number of felony case filings per judgeship in the circuit and ranked 23 in the nation.

The district bettered the Circuit Council guidelines for trial disposition time by 3 months, and had 13 cases which have been pending over three years. Only one matter was held under advisement over sixty days and one matter was held under advisement over one year.

TABLE 69

Civil Cases

District of South Dakota

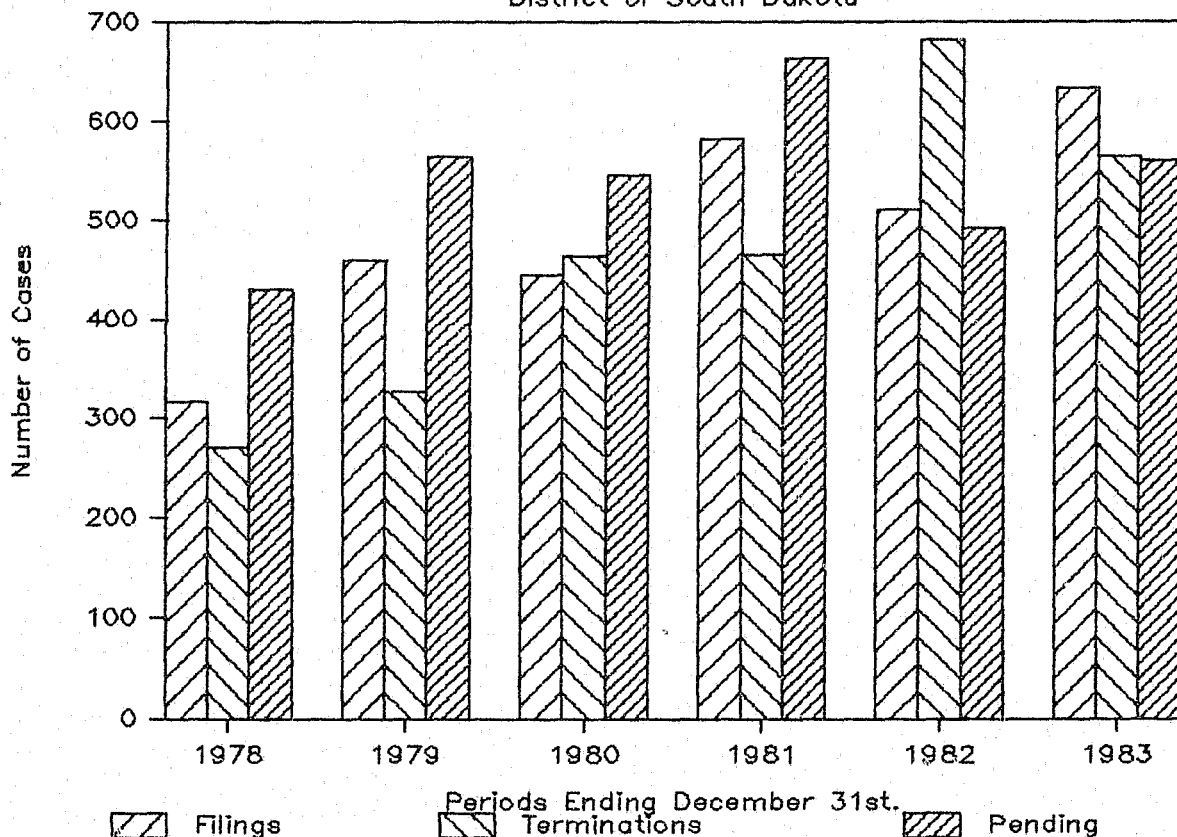


TABLE 70
Criminal Cases
District of South Dakota

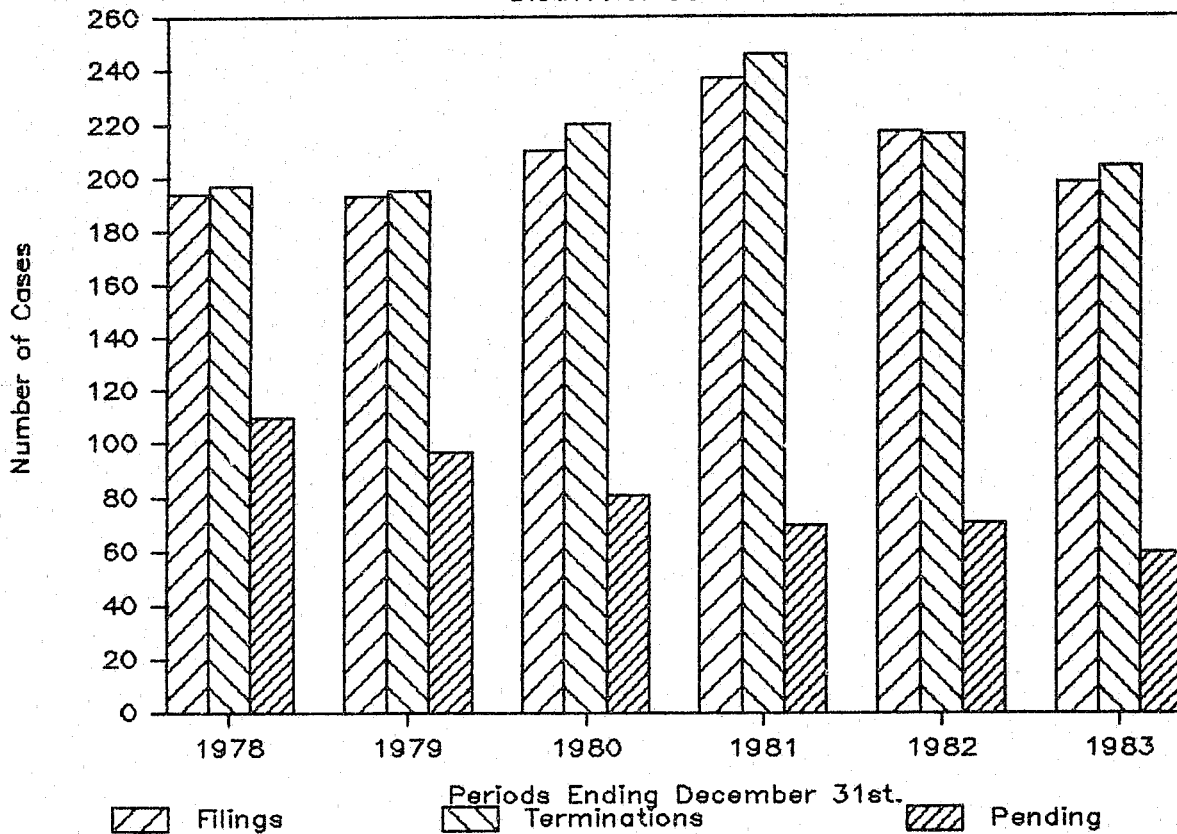
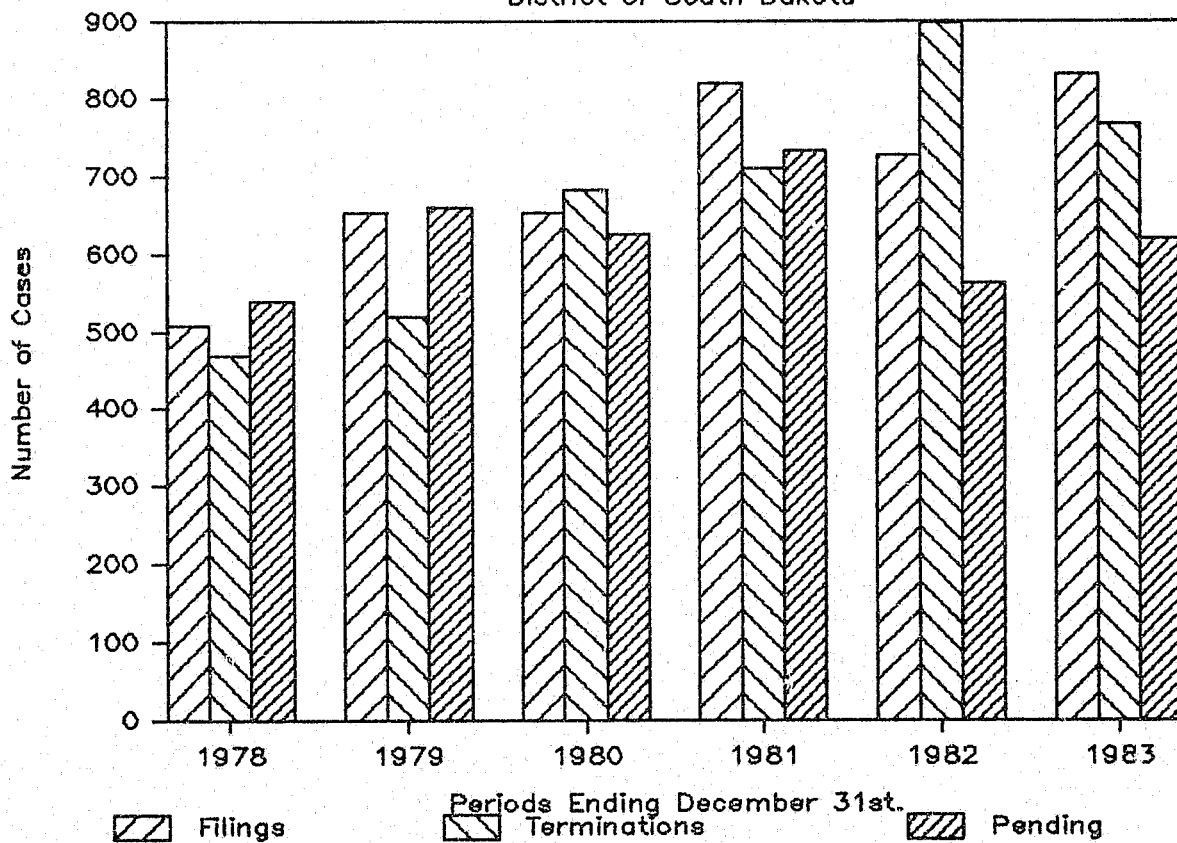


TABLE 71
Total Cases
District of South Dakota



UNITED STATES BANKRUPTCY COURTS

THE BANKRUPTCY COURTS OF THE EIGHTH CIRCUIT **SUMMARY OF STATISTICS**

The charts below depict the total estate and adversary proceeding filed in each of the districts for the years 1981 through 1983. As indicated therein, there was a decrease in both categories in 1983 over 1982 in all the districts in the Eighth Circuit.

The District of Minnesota recorded the largest number of estate filings in all three years. However, the Western District of Missouri recorded the largest number of adversary proceedings filed during those periods.

TABLE
Bankruptcy Estates Commenced
 Years Ending December 31st.

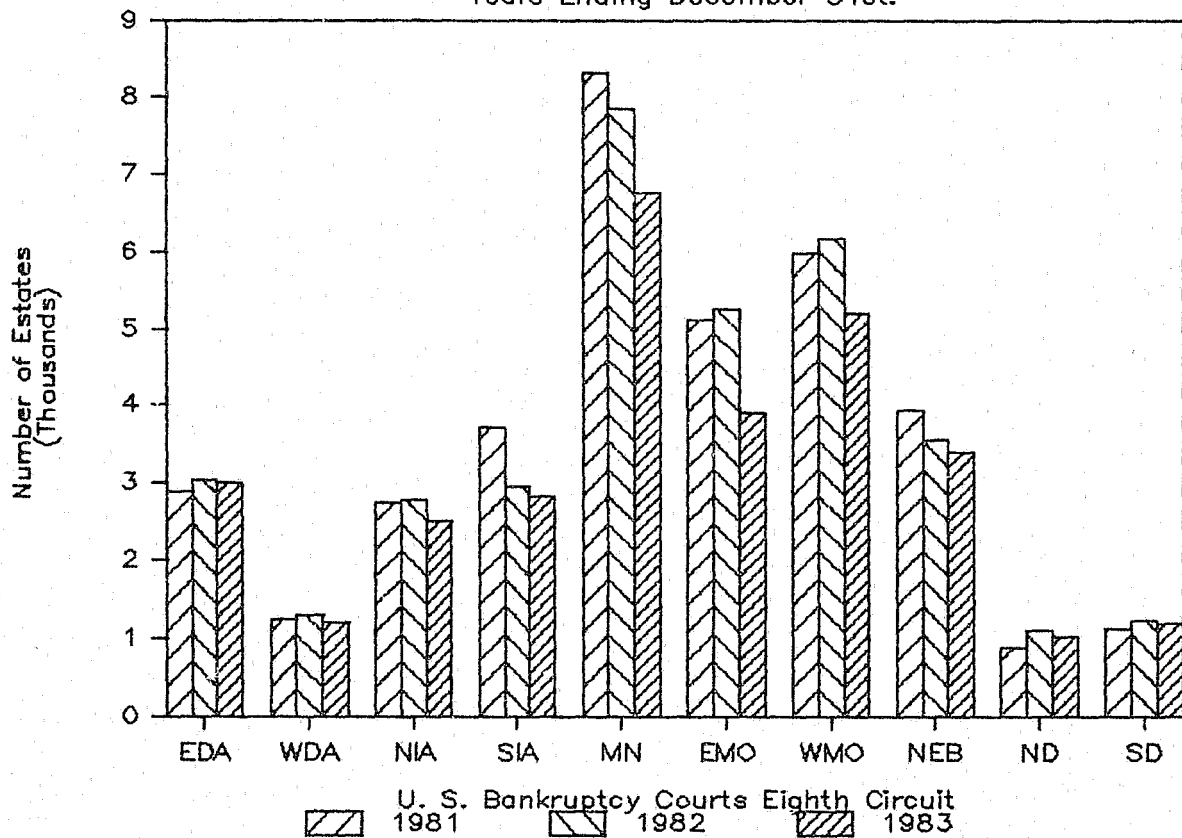
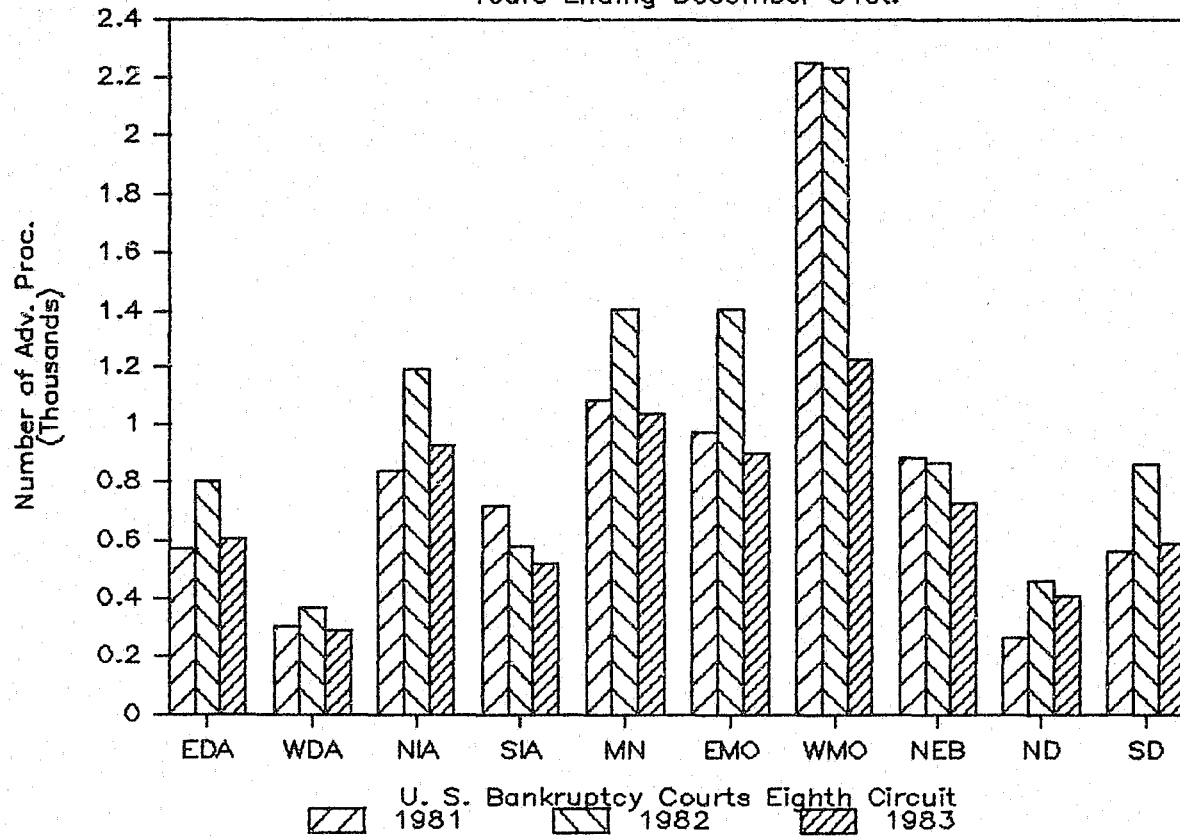


TABLE 73

Adversary Proceedings Commenced

Years Ending December 31st.

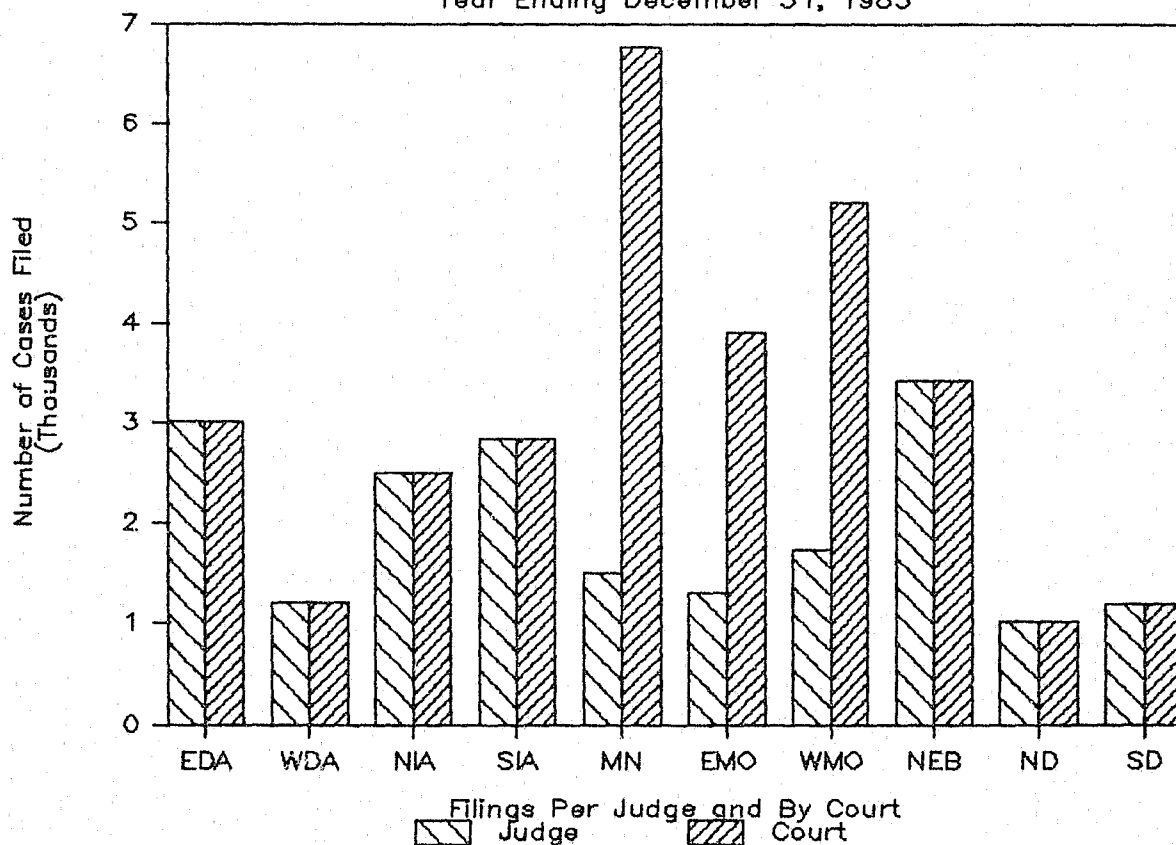


The following chart depicts the filings per judge for the calendar year 1983. Four districts recorded over 2400 filings per judge. The District of Nebraska and the Eastern District of Arkansas recorded over 3000 filings per judge with both districts in Iowa recording over 2400 such filings.

The Judicial Council has recommended additional bankruptcy judgeships for each of the above mentioned districts and for the Western District of Missouri and the District of Minnesota.

TABLE 74

U.S. Bankruptcy Court Filings — 8th Cir Year Ending December 31, 1983



Tables K through P in the appendix contain more detailed information on the dockets of the circuit's bankruptcy courts for the years 1981 through 1983. Those tables indicate the "backlog" for each of the bankruptcy courts during those three years for both estate and adversary proceeding filings. Backlog is determined by dividing the dispositions by 12 to arrive at the monthly disposition rate. That figure is then divided into the pending case load to reflect the number of months it will take to dispose of the pending cases.

The charts below depict the estate backlog figures for 1983 and for the years 1981 through 1983. Backlog figures have increased in 1983 over 1981 in each district in the Eighth Circuit except the Western District of Arkansas and the Eastern District of Missouri.

At the end of 1983 backlog figures stood at 34 months in the Eastern District of Arkansas, and over 20 months in the Western District of Arkansas, District of Minnesota and District of South Dakota.

TABLE 75

Estate Backlog

Year Ending December 31, 1983

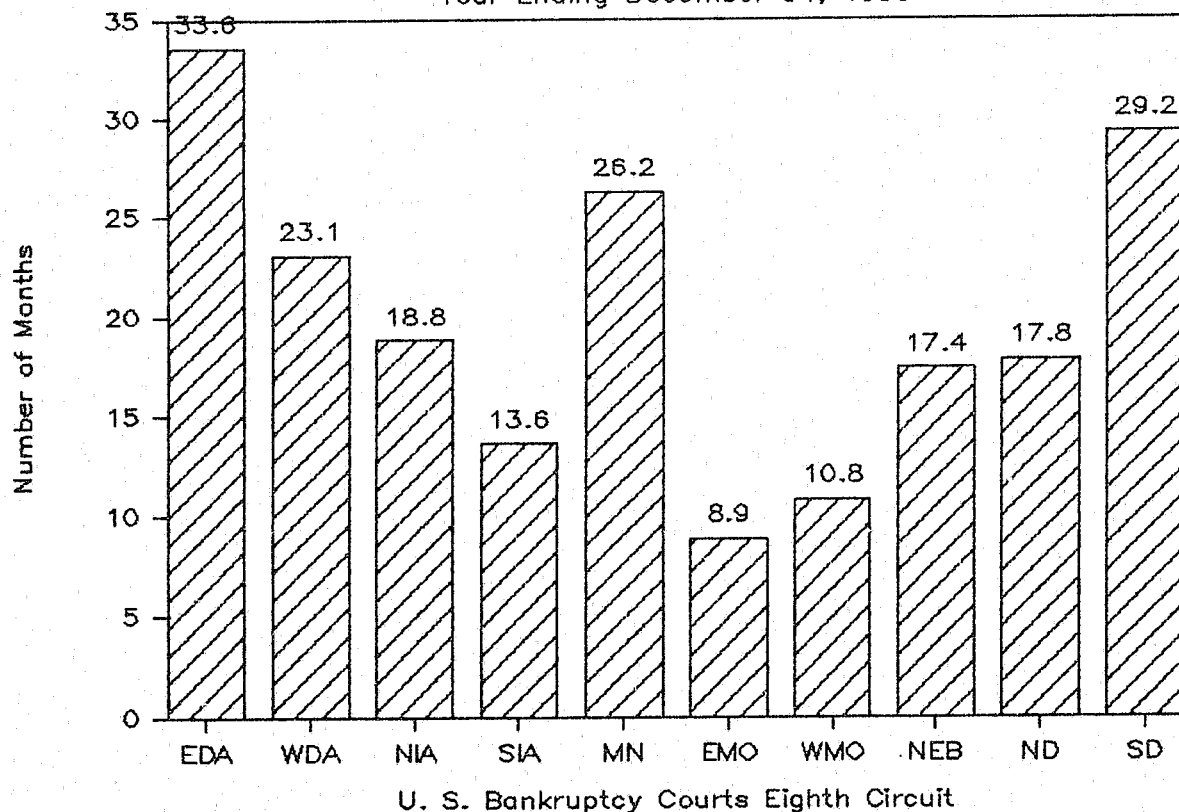
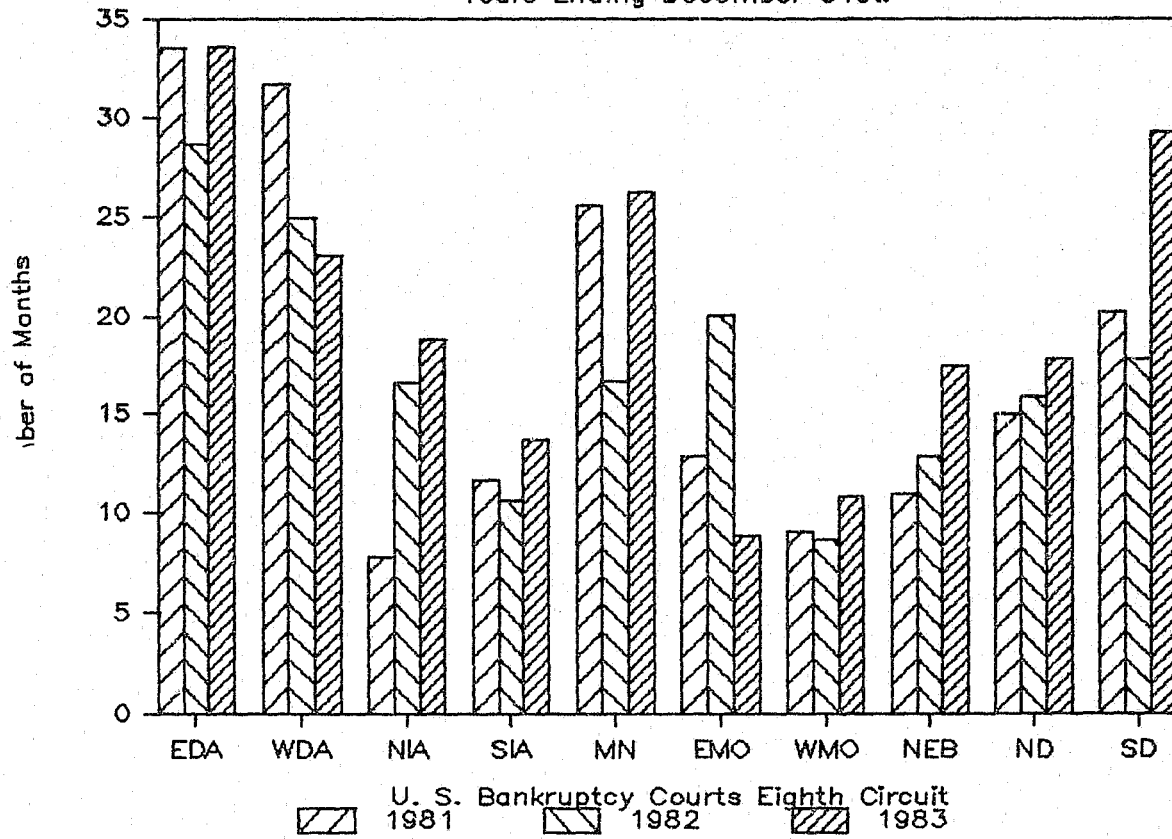


TABLE 76

Estate Backlog

Years Ending December 31st.



The following charts contain comparison data for each of the bankruptcy courts in the circuit for the year ending December 31, 1983. The charts depict the bankruptcy court's total workload, per judge total workload, actual and average per judge case production, and total pending cases.

TABLE 77

Workload of Bankruptcy Courts

For Year Ending December 31, 1983

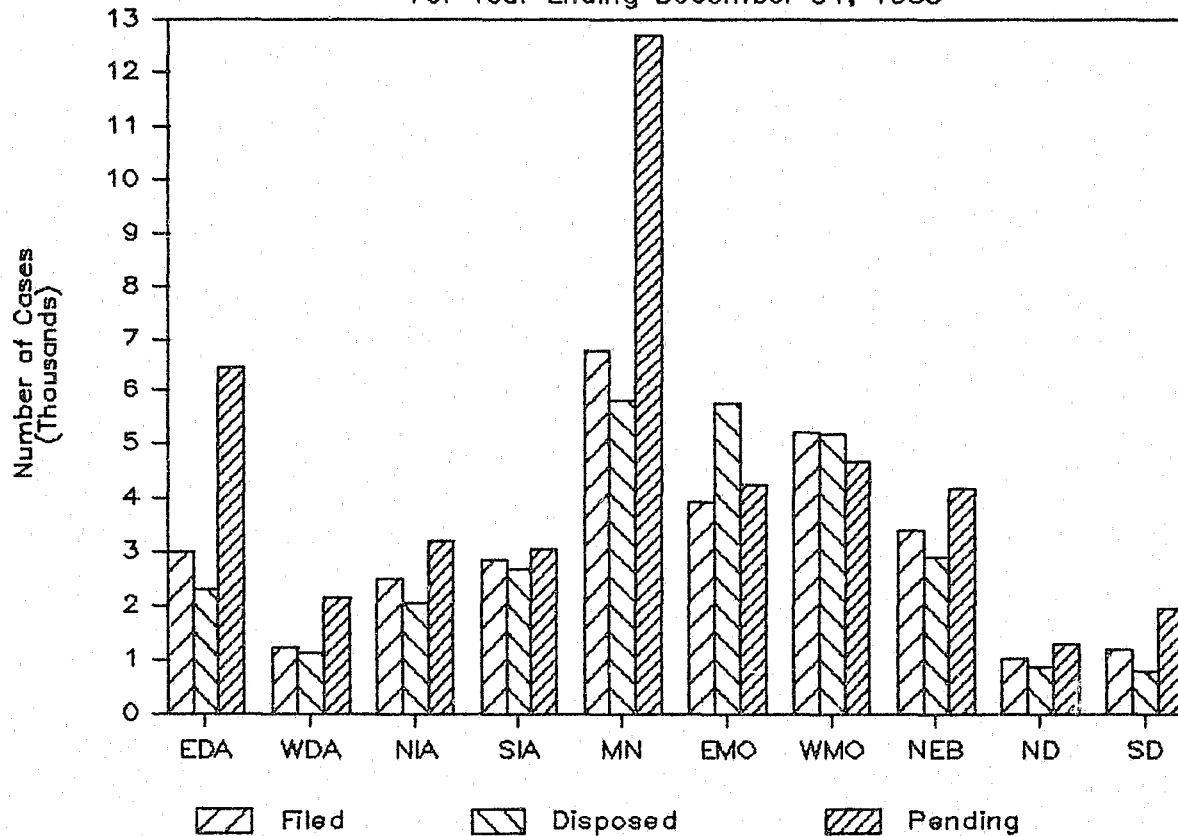


TABLE 78

Per Judge Workload By District

For Year Ending December 31, 1983

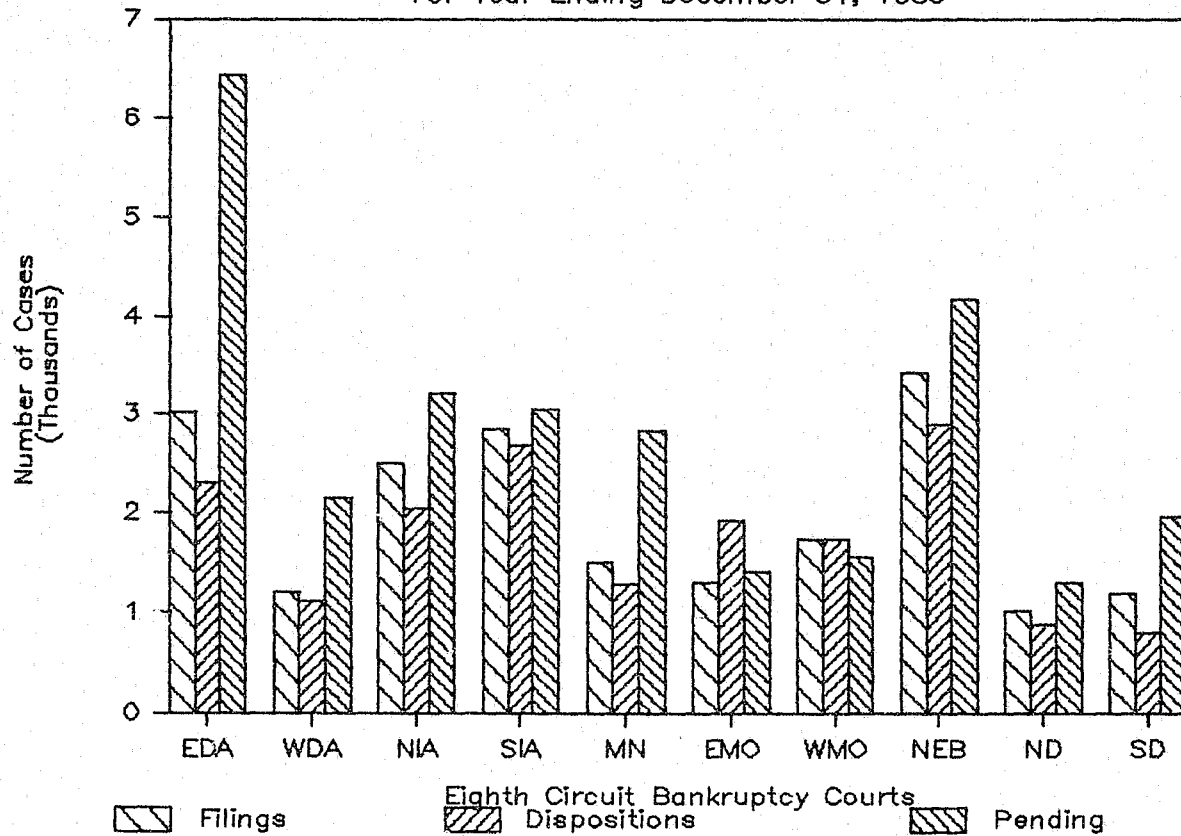
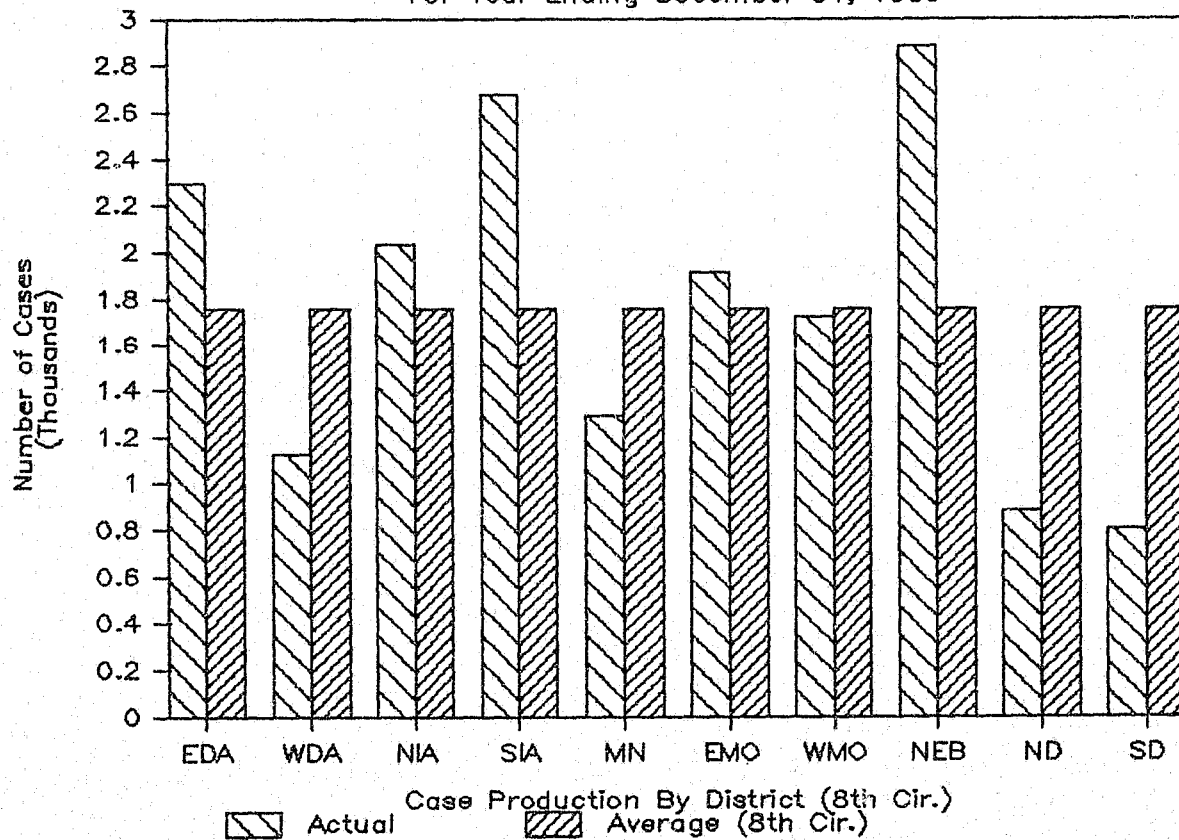


TABLE 79

Case Production by Bankruptcy Judges

For Year Ending December 31, 1983



APPENDIX

TABLE A Categories for the Positions and Occupations in the Federal Courts

CATEGORY	COURTS OF APPEALS	DISTRICT COURTS	BANKRUPTCY COURTS	NATIONAL COURTS
Professional (Legal)	<ul style="list-style-type: none"> - Judge's Law Clerk - Federal Public Defender - Assistant Defender - Staff Attorneys 	<ul style="list-style-type: none"> - Judge's Law Clerk - District Research Ass't. - Magistrate's Legal Ass't. 	<ul style="list-style-type: none"> - Judge's Law Clerk 	<ul style="list-style-type: none"> - Judge's Law Clerk - Trial Judge's Law Clerk - Staff Attorneys - Executive Attorneys
Professional (General)	<ul style="list-style-type: none"> - Circuit Executive - Assistant Circuit Executive - C.J.A. Investigator - Librarian & Ass't. 	<ul style="list-style-type: none"> - Chief, Probation/Pretrial - Probation/Pretrial Officer - Probation/Pretrial Trainee & Assistant - Librarian & Ass't. 		<ul style="list-style-type: none"> - Librarian & Ass't.
Administrative (Professional)	<ul style="list-style-type: none"> - Clerk of Court - Deputy Clerk (12+) - Deputy Clerk (9-11) - Admin. Ass't. to Chief Judge - Admin. Ass't. to Circuit Exec. 	<ul style="list-style-type: none"> - Clerk of Court - Deputy Clerk (12+) - Deputy Clerk (9-11) - Admin. Ass't. to Chief Judge 	<ul style="list-style-type: none"> - Clerk of Court - Deputy Clerk (12+) - Deputy Clerk (9-11) 	<ul style="list-style-type: none"> - Clerk of Court - Deputy Clerk (12+) - Deputy Clerk (9-11) - Building Manager - Marshal
Legal Secretarial	<ul style="list-style-type: none"> - Judge's Secretary - Defender's Secretary - Staff Attorney's Secretary - Court Secretary - Circuit Executive's Secretary - Clerk's Secretary 	<ul style="list-style-type: none"> - Judge's Secretary - Magistrate's Secretary - Probation/Pretrial Chief's Secretary - Clerk's Secretary 	<ul style="list-style-type: none"> - Judge's Secretary - Clerk's Secretary 	<ul style="list-style-type: none"> - Judge's Secretary - Marshal's Secretary - Court's Secretary - Clerk's Secretary
Technical		<ul style="list-style-type: none"> - Court Reporter - Court Interpreter - Bailiff 		<ul style="list-style-type: none"> - Decisions Reporter - Technical Advisor & Ass't. - Bailiff - Computer Specialist - Auditor
Office/Clerical	<ul style="list-style-type: none"> - Deputy Clerk (7-8) - Deputy Clerk (5-6) - Deputy Clerk (2-4) - Library Aide - F.P.D. Clerical - Messenger 	<ul style="list-style-type: none"> - Deputy Clerk (7-8) - Deputy Clerk (5-6) - Deputy Clerk (2-4) - Library Aide - Magistrate's Clerical Ass't. - Messenger - Probation/Pretrial Clerical 	<ul style="list-style-type: none"> - Deputy Clerk (7-8) - Deputy Clerk (5-6) - Deputy Clerk (2-4) 	<ul style="list-style-type: none"> - Deputy Clerk (7-8) - Deputy Clerk (5-6) - Deputy Clerk (2-4) - Library Aide - Clerical Ass't. - Messenger - Custodial

Table B
U.S. Courts of Appeals
Appeals Commenced, Terminated, and Pending
During the Twelve Month Periods Ended December 31, 1982 and 1983

Circuit	Filings			Terminations			Pending		
	1982	1983	Percent Change	1982	1983	Percent Change	1982	1983	Percent Change
Total	28,152	30,786	9.4	28,141	29,780	5.8	22,150	23,156	4.5
District of Columbia	1,571	1,371	-12.7	1,559	1,473	-5.5	1,481	1,379	-6.9
First	1,014	1,008	-0.6	1,021	980	-4.0	530	558	5.3
Second	2,767	2,884	4.2	2,763	2,833	2.5	1,051	1,102	4.9
Third	2,349	2,551	8.6	2,618	2,461	-6.0	1,472	1,562	6.1
Fourth	2,450	2,278	-7.0	2,515	2,361	-6.1	1,809	1,726	-4.6
Fifth	2,808	3,423	21.9	2,662	3,309	24.3	2,327	2,441	4.9
Sixth	2,721	2,858	5.0	2,821	2,871	1.8	2,598	2,585	-0.5
Seventh	2,165	2,374	9.7	2,070	2,313	11.7	1,845	1,906	3.3
Eighth	1,607	1,770	10.1	1,511	1,603	6.1	896	1,063	18.6
Ninth	4,189	5,135	22.6	4,484	4,815	7.4	3,907	4,227	8.2
Tenth	1,812	1,811	-0.1	1,860	1,678	-9.8	1,594	1,727	8.3
Eleventh	2,699	3,323	23.1	2,257	3,083	36.6	2,640	2,880	9.1

TABLE C

U.S. COURTS OF APPEALS
NATURE OF SUIT OR OFFENSE OF APPEALS ARISING FROM THE U.S. DISTRICT COURTS BY CIRCUIT
DURING THE TWELVE MONTH PERIOD ENDED DEC. 31, 1983

NATURE OF SUIT OR OFFENSE	TOTAL	D.C.	CIRCUIT										
			FIRST	SECOND	THIRD	FOURTH	FIFTH	SIXTH	SEVENTH	EIGHTH	NINTH	TENTH	ELEVENTH
TOTAL CASES.....	26,098	742	904	2,483	2,192	2,025	2,942	2,461	2,128	1,582	3,998	1,557	3,084
TOTAL CRIMINAL CASES.....	4,843	64	177	486	367	315	424	400	381	292	782	254	901
TOTAL CIVIL CASES.....	21,255	678	727	1,997	1,825	1,710	2,518	2,061	1,747	1,290	3,216	1,303	2,183
U.S. CASES.....	5,973	401	296	525	464	431	367	602	453	395	1,085	396	558
U.S. PLAINTIFF.....	926	14	49	93	49	30	89	58	61	83	240	55	105
NEGOTIABLE INSTRUMENTS.....	19	1	2	2	-	1	2	-	-	3	3	2	3
OTHER CONTRACT ACTIONS.....	86	2	8	6	6	4	15	5	3	5	22	3	7
CONDEMNATION OF LAND.....	48	-	3	-	-	2	6	2	2	12	16	5	-
OTHER REAL PROPERTY ACTIONS.....	97	4	7	5	2	6	7	-	-	12	30	10	7
PERSONAL PROPERTY TORT ACTIONS.....	6	-	1	-	-	1	-	-	1	1	2	-	1
CIVIL RIGHTS:													
EMPLOYMENT.....	36	-	-	5	-	1	2	8	2	3	4	8	3
OTHER CIVIL RIGHTS.....	35	-	-	5	6	-	7	1	4	1	5	2	4
FORFEITURE AND PENALTY.....	139	1	13	7	8	4	16	10	6	9	43	1	21
FAIR LABOR STANDARDS ACT.....	38	-	3	4	1	-	8	7	-	7	4	2	2
LABOR MANAGEMENT RELATIONS ACT.....	23	-	1	2	4	-	2	2	1	1	9	1	-
OTHER LABOR.....	29	1	-	1	6	2	2	4	2	1	7	3	1
SECURITIES, COMMODITIES AND EXCHANGES.....	35	1	-	14	1	1	-	5	2	-	8	-	3
TAX SUITS.....	167	1	3	8	7	6	9	8	19	26	55	13	12
ALL OTHER.....	168	3	8	34	8	3	13	6	12	3	32	5	41
U.S. DEFENDANT.....	5,047	387	247	432	415	401	278	544	392	312	845	341	453
CONTRACT ACTIONS.....	130	7	20	11	8	13	10	10	7	3	24	9	8
REAL PROPERTY ACTIONS.....	80	2	3	9	2	6	7	1	5	9	25	7	4
TORT ACTIONS.....	504	35	26	40	38	36	31	25	23	18	154	26	52
CIVIL RIGHTS:													
EMPLOYMENT.....	222	48	12	8	10	19	16	11	13	16	30	15	24
OTHER CIVIL RIGHTS.....	385	43	33	30	21	21	22	19	39	23	86	21	27
PRISONER PETITIONS:													
MOTIONS TO VACATE SENTENCE.....	454	-	4	50	32	60	41	59	41	39	56	32	40
HABEAS CORPUS.....	452	6	15	41	52	12	18	45	70	44	52	49	48
PRISONER CIVIL RIGHTS.....	288	28	11	9	37	22	8	22	52	21	22	32	24
OTHER PRISONER PETITIONS.....	172	3	1	12	22	44	2	8	34	12	2	23	9
LABOR SUITS.....	72	10	5	3	3	4	3	9	5	3	11	3	9
SOCIAL SECURITY LAWS.....	1,081	8	65	133	110	85	66	241	38	57	122	30	126
TAX SUITS.....	298	1	4	23	14	26	24	32	26	22	72	24	30
ENVIRONMENTAL MATTERS.....	94	11	4	3	12	11	-	4	3	1	34	6	5
FREEDOM OF INFORMATION ACT.....	117	56	7	5	2	2	5	10	4	3	15	2	6
ALL OTHER.....	698	129	33	55	52	40	25	48	32	41	140	62	41
PRIVATE CASES.....	15,282	277	431	1,472	1,361	1,279	2,151	1,459	1,294	895	2,131	907	1,625
FEDERAL QUESTION.....	11,525	169	319	1,128	914	1,022	1,602	1,156	1,014	636	1,645	600	1,320
MARINE CONTRACT.....	225	-	20	52	10	13	70	-	1	4	23	-	32
OTHER CONTRACT ACTIONS.....	205	2	7	27	7	9	11	25	10	8	49	9	41
EMPLOYERS LIABILITY ACT.....	70	2	5	10	4	2	9	7	2	12	13	3	1
MARINE INJURY.....	310	-	7	18	5	11	220	5	1	3	33	1	6
OTHER TORT ACTIONS.....	256	16	5	22	14	18	47	22	13	9	46	17	27
ANTITRUST.....	335	15	7	36	30	12	33	22	38	21	68	24	29
CIVIL RIGHTS:													
EMPLOYMENT.....	1,204	21	25	80	78	106	143	149	129	113	144	67	149
OTHER CIVIL RIGHTS.....	2,023	22	113	202	181	133	214	223	209	131	291	107	197
PRISONER PETITIONS:													
HABEAS CORPUS.....	1,672	5	29	186	33	84	366	177	225	69	138	80	280
PRISONER CIVIL RIGHTS.....	2,613	23	20	145	284	485	306	251	180	130	280	159	350
OTHER PRISONER PETITIONS.....	161	-	1	4	28	25	18	2	8	5	4	19	47
LABOR MANAGEMENT RELATIONS ACT.....	455	10	6	45	54	11	22	112	38	30	106	3	18
LABOR MANAGEMENT REPORTING AND DISCLOSURE ACT.....	39	1	1	2	3	2	1	8	-	-	15	2	4
RAILWAY LABOR ACT.....	54	-	3	8	1	1	7	7	7	5	10	3	2
OTHER LABOR.....	386	12	14	33	59	35	26	52	29	17	81	9	19
COPYRIGHT, PATENT, & TRADEMARK.....	303	9	12	69	29	10	14	16	25	12	77	12	18
SECURITIES, COMMODITIES & EXCH.	345	3	5	70	22	9	13	18	35	26	64	47	33
CONST. OF STATE STATUTES.....	79	-	3	7	1	6	4	6	7	7	22	5	11
ALL OTHER.....	790	28	36	112	71	50	78	54	57	34	181	33	56
DIVERSITY OF CITIZENSHIP.....	3,687	108	112	344	382	256	549	303	280	259	482	307	305
INSURANCE.....	530	5	6	34	66	30	64	57	29	32	87	33	87
OTHER CONTRACT ACTIONS.....	1,561	38	48	165	166	119	173	125	163	108	199	146	111
REAL PROPERTY ACTIONS.....	174	2	4	14	19	12	17	10	7	10	39	32	8
PERSONAL INJURY - MOTOR VEHICLE.....	192	14	5	9	21	14	38	14	12	21	12	17	15
PERSONAL INJURY - OTHER.....	371	18	19	30	31	23	70	29	20	19	57	22	33
OTHER TORT ACTIONS.....	841	31	30	85	77	58	187	67	41	69	88	57	51
ALL OTHER.....	18	-	-	7	2	-	-	1	8	-	-	-	-
GENERAL LOCAL JURISDICTION.....	70	-	-	-	65	1	-	-	-	-	4	-	-
CONTRACT ACTIONS.....	12	-	-	-	11	-	-	-	-	-	1	-	-
REAL PROPERTY ACTIONS.....	14	-	-	-	14	-	-	-	-	-	-	-	-
TORT ACTIONS.....	22	-	-	-	22	-	-	-	-	-	-	-	-
PRISONER PETITIONS.....	-	-	-	-	-	-	-	-	-	-	-	-	-
ALL OTHER.....	22	-	-	-	18	1	-	-	-	-	3	-	-

TABLE C (Continued)

U.S. COURTS OF APPEALS
NATURE OF SUIT OR OFFENSE OF APPEALS ARISING FROM THE U.S. DISTRICT COURTS BY CIRCUIT
DURING THE TWELVE MONTH PERIOD ENDED DEC. 31, 1983

NATURE OF SUIT OR OFFENSE	CIRCUIT												
	TOTAL	D.C.	FIRST	SECOND	THIRD	FOURTH	FIFTH	SIXTH	SEVENTH	EIGHTH	NINTH	TENTH	ELEVENTH
TOTAL CRIMINAL CASES.....	4,843	64	177	486	367	315	424	400	381	292	782	254	901
HOMICIDE, TOTAL.....	40	1	-	1	2	1	5	-	3	3	18	6	-
MURDER, FIRST DEGREE.....	26	1	-	1	2	-	3	-	-	1	13	5	-
OTHER HOMICIDE.....	14	-	-	-	-	1	2	-	3	2	5	1	-
ROBBERY, TOTAL.....	308	2	9	44	34	34	8	24	16	18	70	11	38
BANK.....	276	2	8	41	29	30	2	23	16	17	65	11	32
OTHER ROBBERY.....	32	-	1	3	5	4	6	1	-	1	5	-	6
ASSAULT.....	72	-	-	1	6	11	4	4	7	12	11	7	9
BURGLARY.....	17	-	-	-	5	1	3	-	1	-	7	-	-
LARCENY AND THEFT, TOTAL.....	272	4	7	21	21	23	16	24	40	24	49	10	33
INTERSTATE COMMERCE.....	45	-	1	4	5	2	5	2	13	-	3	-	10
TRANSPORTATION, ETC. OF STOLEN													
PROPERTY.....	84	2	4	3	5	3	5	13	15	15	10	1	8
POSTAL.....	41	-	2	2	4	4	1	5	-	3	8	3	9
OTHER LARCENY AND THEFT.....	102	2	-	12	7	14	5	4	12	6	28	6	6
EMBEZZLEMENT.....	99	2	2	5	3	7	6	16	15	14	13	4	12
FRAUD, TOTAL.....	812	11	26	80	92	37	76	65	62	54	145	59	105
INCOME TAX.....	236	-	10	15	35	6	23	14	13	18	50	24	28
POSTAL AND INTERSTATE WIRE,													
RADIO, ETC.....	252	2	5	31	31	12	21	26	22	21	36	16	29
LENDING AND CREDIT.....	42	-	3	3	2	5	3	3	2	4	5	6	6
FALSE CLAIMS AND STATEMENTS.....	114	6	4	13	5	8	16	7	11	2	17	-	25
OTHER FRAUD.....	168	3	4	18	19	6	13	15	14	9	37	13	17
AUTO THEFT.....	66	-	1	3	3	8	9	16	5	2	5	3	11
FORGERY AND COUNTERFEITING.....	221	5	3	20	16	16	27	30	24	12	23	14	31
SEX OFFENSES.....	33	1	1	-	3	3	2	2	2	3	11	4	1
DRUG ABUSE PREVENTION AND													
CONTROL ACT, TOTAL.....	1,798	22	85	198	105	93	151	142	106	77	271	76	472
DAPCA MARIHUANA.....	638	3	54	41	23	30	62	40	24	19	66	22	254
DAPCA NARCOTICS.....	863	19	28	140	43	50	50	65	70	52	144	33	169
DAPCA CONTROLLED SUBSTANCES.....	297	-	3	17	39	13	39	37	12	6	61	21	49
MISCELLANEOUS GENERAL OFFENSES,													
TOTAL.....	684	8	23	80	55	60	40	53	74	58	83	29	121
BRIBERY.....	31	1	1	8	2	3	2	-	1	-	7	3	3
EXTORTION, RACKETEERING AND													
THREATS.....	148	2	9	21	14	5	2	14	20	4	18	4	35
GAMBLING, LOTTERY.....	8	-	-	-	2	-	-	-	1	3	1	1	-
KIDNAPPING.....	38	-	-	-	5	2	-	-	12	3	3	2	11
FIREARMS, WEAPONS.....	289	4	11	30	18	27	22	26	19	32	33	16	51
ESCAPE.....	50	1	-	3	-	4	5	5	8	8	7	1	8
PERJURY.....	31	-	1	2	-	5	7	5	1	2	1	1	6
OTHER MISCELLANEOUS GENERAL													
OFFENSES.....	89	-	1	16	14	14	2	3	12	6	13	1	7
IMMIGRATION LAWS.....	101	-	2	7	1	-	28	2	-	-	46	4	11
LIQUOR, INTERNAL REVENUE.....	2	-	-	-	-	2	-	-	-	-	-	-	-
FEDERAL STATUTES.....	316	8	18	26	21	19	49	22	26	15	30	26	56
OTHER.....	2	-	-	-	-	-	-	-	-	-	-	1	1

TABLE D

U.S. COURTS OF APPEALS
CASES COMMENCED AND TERMINATED DURING THE TWELVE MONTH PERIOD ENDED DEC. 31, 1982.

CIRCUIT AND NATURE OF PROCEEDING	CASES PENDING JAN. 1 1982	CASES COM- MENCED	CASES TERM- INATED	CASES PENDING DEC. 31 1982	CASES DISPOSED OF BY CONSOLIDATION			CASES DISPOSED OF WITHOUT HEARING OR SUBMISSION			CASES DISPOSED OF AFTER HEARING OR SUBMISSION					
					TOTAL	W/O JUD. ACT.	W/ JUD. ACT.	TOTAL	W/O JUD. ACT.	W/ JUD. ACT.	TOTAL	AFFIRM OR GRANTED	DIS- MISSED	REV. OR DENIED	OTHER	PCT- REV.
ALL CIRCUITS.....	22,139	28,161	28,151	22,149	4,173	447	3,726	11,124	5,258	5,866	12,854	9,863	569	2,087	315	15.6
CRIMINAL.....	3,812	4,858	4,588	4,082	1,037	23	1,014	816	480	438	2,635	2,313	55	243	24	8.2
U. S. PRISONER PETITIONS	819	1,198	1,237	780	56	2	54	711	280	431	470	385	17	54	14	11.5
OTHER U. S. CIVIL.....	3,279	4,291	4,285	3,275	715	115	600	1,636	899	737	1,944	1,419	66	387	62	20.4
PRIV. PRISONER PETITIONS	2,400	3,648	3,648	2,400	134	10	124	2,047	529	1,518	1,467	1,175	52	206	34	14.0
OTHER PRIVATE CIVIL.....	7,840	8,859	8,899	8,000	1,567	254	1,313	3,522	2,275	1,247	4,610	3,436	198	868	108	18.8
BANKRUPTCY.....	378	530	463	445	52	12	40	180	123	57	231	141	20	65	5	28.1
ADMINISTRATIVE APPEALS..	3,461	3,038	3,440	3,059	582	30	552	1,477	625	852	1,381	984	181	148	68	10.7
ORIGINAL PROCEEDINGS....	150	739	781	108	30	1	29	835	45	590	116	10	-	106	-	-
EIGHTH CIRCUIT.....	800	1,607	1,511	898	232	33	199	520	258	262	759	621	19	109	10	13.8
CRIMINAL.....	142	286	258	150	56	-	56	39	11	28	163	152	2	8	-	5.5
U. S. PRISONER PETITIONS	29	94	94	29	3	-	3	65	20	45	28	23	1	2	-	7.7
OTHER U. S. CIVIL.....	129	288	230	187	39	4	35	87	50	37	104	82	1	18	3	17.3
PRIV. PRISONER PETITIONS	82	181	177	86	11	-	11	53	12	41	113	94	2	18	1	14.2
OTHER PRIVATE CIVIL....	333	614	555	392	115	27	88	182	124	58	258	200	7	47	4	18.2
BANKRUPTCY.....	13	39	31	21	3	2	1	8	8	-	20	14	1	5	-	25.0
ADMINISTRATIVE APPEALS..	66	108	111	83	2	-	2	41	30	11	68	58	5	9	2	7.4
ORIGINAL PROCEEDINGS....	8	57	55	8	3	-	3	45	3	42	7	-	-	7	-	-

U.S. COURTS OF APPEALS
CASES COMMENCED AND TERMINATED DURING THE TWELVE MONTH PERIOD ENDED DEC. 31, 1983, BY CIRCUIT

CIRCUIT AND NATURE OF PROCEEDING	CASES PENDING JAN. 1 1983	CASES COM- MENCED	CASES TERM- INATED	CASES PENDING DEC. 31 1983	CASES DISPOSED OF BY CONSOLIDATION			CASES DISPOSED OF WITHOUT HEARING OR SUBMISSION			CASES DISPOSED OF AFTER HEARING OR SUBMISSION					
					TOTAL	W/O JUD. ACT.	W/ JUD. ACT.	TOTAL	W/O JUD. ACT.	W/ JUD. ACT.	TOTAL	AFFIRM OR GRANTED	DIS- MISSED	REV. OR DENIED	OTHER	PCT* REV.
ALL CIRCUITS.....	22,150	30,786	29,780	23,156	4,099	510	3,589	12,014	6,135	5,879	13,667	10,484	579	2,240	3	15.9
CRIMINAL.....	4,083	4,843	4,819	4,107	1,009	69	940	962	515	447	2,848	2,470	51	283	44	9.9
U. S. PRISONER PETITIONS	780	1,366	1,360	786	85	8	77	779	342	437	496	416	21	50	9	10.1
OTHER U. S. CIVIL.....	3,274	4,607	4,592	3,289	635	99	536	1,791	1,087	704	2,166	1,521	66	497	82	22.9
PRIV. PRISONER PETITIONS	2,400	4,446	4,118	2,728	163	13	150	2,382	793	1,589	1,573	1,210	65	245	53	15.6
OTHER PRIVATE CIVIL.....	7,978	10,836	10,223	8,591	1,583	265	1,318	3,765	2,525	1,240	4,875	3,688	226	859	102	17.6
BANKRUPTCY.....	471	850	725	596	97	17	80	294	222	72	334	235	17	75	7	22.5
ADMINISTRATIVE APPEALS..	3,058	2,978	3,134	2,902	506	39	467	1,333	617	716	1,295	939	133	156	67	12.0
ORIGINAL PROCEEDINGS....	106	860	809	157	21	-	21	708	34	674	80	5	-	75	-	-
<hr/>																
EIGHTH CIRCUIT.....	896	1,770	1,603	1,063	235	26	209	614	321	293	754	603	20	127	4	16.2
CRIMINAL.....	150	292	235	207	42	-	42	41	13	28	152	137	1	14	-	9.2
U. S. PRISONER PETITIONS	29	116	108	37	6	-	6	70	12	58	32	30	-	2	-	6.3
OTHER U. S. CIVIL.....	167	279	270	176	36	5	31	100	68	32	134	90	3	39	2	29.1
PRIV. PRISONER PETITIONS	66	204	165	105	4	1	3	92	31	61	69	55	1	12	1	17.4
OTHER PRIVATE CIVIL.....	390	691	640	441	138	20	118	221	148	73	281	227	10	44	-	15.7
BANKRUPTCY.....	23	48	39	32	5	-	5	15	14	1	19	14	1	4	-	21.1
ADMINISTRATIVE APPEALS..	63	96	106	53	2	-	2	43	33	10	61	50	4	6	1	9.6
ORIGINAL PROCEEDINGS....	8	44	40	12	2	-	2	32	2	30	6	-	-	6	-	-

PERCENT NOT SHOWN WHERE THE TOTAL NUMBER OF CASES DISPOSED OF AFTER HEARING OR SUBMISSION IS LESS THAN 10. NO PERCENTAGES OF CASES REVERSED OR DENIED HAS BEEN COMPUTED FOR ORIGINAL PROCEEDINGS BECAUSE OF THEIR DIFFERENCE FROM APPEALS. NOR HAVE THEY BEEN INCLUDED IN THE PERCENTAGE OF TOTAL APPEALS REVERSED.

TABLE E

U.S. COURTS OF APPEALS
MEDIAN TIME INTERVALS IN CASES TERMINATED AFTER HEARING OR SUBMISSION, BY CIRCUIT
DURING THE TWELVE MONTH PERIOD ENDED DEC. 31, 1983

CIRCUIT	CASES	FROM FILING OF COMPLETE RECORD TO FINAL DIS- POSITION	FROM FILING OF COMPLETE RECORD TO FILING LAST BRIEF	FROM FILING LAST BRIEF TO HEARING OR SUBMISSION	FROM HEARING OR SUBMISSION TO FINAL DISPOSITION	FROM FILING NOTICE OF APPEAL TO FILING COMPLETE RECORD	TO FINAL DISPO- SITION	FROM FILING IN LOWER COURT TO FINAL DIS- POSITION IN APPELLATE COURT
		INTERVAL (MONTHS)	INTERVAL (MONTHS)	INTERVAL (MONTHS)	INTERVAL (MONTHS)	INTERVAL (MONTHS)	INTERVAL (MONTHS)	INTERVAL (MONTHS)
ALL CASES								
TOTAL	13,667	8.5	3.0	3.0	1.6	1.6	10.9	24.9
DISTRICT OF COLUMBIA..	505	9.5	4.0	3.1	2.2	1.5	11.2	25.1
FIRST.....	460	6.8	2.7	1.3	2.3	1.3	8.5	27.3
SECOND.....	1,255	4.9	2.2	.8	.7	1.3	6.4	19.4
THIRD.....	1,190	7.1	2.7	3.4	.4	1.2	8.9	21.3
FOURTH.....	810	7.8	2.6	2.0	2.7	2.5	11.2	22.1
FIFTH.....	1,688	8.0	3.1	2.5	1.9	1.6	10.4	28.2
SIXTH.....	1,608	11.9	3.3	6.6	.8	1.3	13.7	26.1
SEVENTH.....	1,128	9.8	3.0	3.1	2.5	1.0	12.8	29.2
EIGHTH.....	754	6.7	1.4	3.0	1.6	2.0	9.4	20.7
NINTH.....	2,011	9.6	3.5	2.8	2.3	1.9	12.3	24.9
TENTH.....	882	13.5	3.0	5.5	2.1	1.3	15.9	27.5
ELEVENTH.....	1,376	9.8	3.6	3.9	.6	2.0	12.5	25.2
CIVIL								
TOTAL	9,110	8.8	2.9	3.2	1.6	1.4	11.2	28.5
DISTRICT OF COLUMBIA..	263	9.4	3.6	3.2	2.1	1.5	11.3	25.7
FIRST.....	339	6.7	2.6	1.3	2.2	1.1	8.2	32.7
SECOND.....	819	5.0	2.2	1.0	.7	1.3	6.5	22.5
THIRD.....	779	7.4	2.7	3.5	.4	.9	8.9	24.9
FOURTH.....	524	8.3	2.7	2.1	2.8	2.0	11.0	25.0
FIFTH.....	1,234	8.7	3.2	3.2	2.1	1.5	11.0	31.8
SIXTH.....	1,197	12.2	3.3	7.1	.7	1.0	14.0	28.1
SEVENTH.....	796	10.0	2.9	3.3	2.4	.8	13.0	31.7
EIGHTH.....	516	7.2	1.4	3.3	1.8	1.9	9.8	24.2
NINTH.....	1,169	10.5	3.8	2.9	2.6	1.9	13.6	30.6
TENTH.....	628	13.8	2.8	6.2	2.0	1.0	16.4	31.5
ELEVENTH.....	846	10.0	3.4	4.1	.7	1.5	12.2	27.9
CRIMINAL								
TOTAL	2,848	7.0	2.7	2.4	1.4	2.3	10.1	17.7
DISTRICT OF COLUMBIA..	35	7.5	3.3	1.1	2.5	2.3	10.7	18.8
FIRST.....	76	7.1	3.2	1.3	2.6	3.0	10.5	19.4
SECOND.....	284	4.5	2.4	.7	.6	1.3	6.0	14.2
THIRD.....	278	6.4	2.3	3.2	.2	2.0	9.0	16.9
FOURTH.....	208	6.5	2.1	1.7	2.4	4.6	11.6	16.6
FIFTH.....	305	6.2	2.9	1.4	1.4	2.1	8.8	16.0
SIXTH.....	253	8.0	3.2	3.0	.9	3.3	12.0	20.3
SEVENTH.....	186	8.0	2.8	2.0	2.6	2.4	12.5	20.9
EIGHTH.....	152	4.7	.9	2.1	1.3	2.0	7.3	12.3
NINTH.....	498	7.2	2.4	2.5	1.9	2.0	9.6	16.1
TENTH.....	160	11.4	3.3	3.4	2.1	2.2	15.0	20.3
ELEVENTH.....	413	9.4	4.4	3.5	.4	3.0	13.1	20.6
ADMINISTRATIVE AGENCY								
TOTAL	1,295	10.0	3.7	3.3	1.9	-	-	-
DISTRICT OF COLUMBIA..	200	10.2	4.4	3.2	2.2	-	-	-
FIRST.....	33	6.9	3.1	1.2	2.5	-	-	-
SECOND.....	78	5.0	2.5	.7	.9	-	-	-
THIRD.....	94	7.3	3.0	3.5	.6	-	-	-
FOURTH.....	56	8.5	3.1	2.0	3.0	-	-	-
FIFTH.....	110	8.8	3.5	2.5	2.3	-	-	-
SIXTH.....	127	13.4	3.6	8.0	1.2	-	-	-
SEVENTH.....	118	10.9	3.5	3.5	2.8	-	-	-
EIGHTH.....	61	7.6	2.1	3.7	1.4	-	-	-
NINTH.....	293	10.6	4.6	3.2	2.0	-	-	-
TENTH.....	55	18.5	3.5	10.1	1.9	-	-	-
ELEVENTH.....	70	9.7	3.8	4.1	1.3	-	-	-
BANKRUPTCY								
TOTAL	334	8.8	2.7	3.4	1.9	1.0	10.7	19.9
DISTRICT OF COLUMBIA..	6	9.0	3.8	3.3	1.5	.5	9.3	13.8
FIRST.....	12	7.1	2.0	1.0	2.7	.5	8.4	21.3
SECOND.....	21	4.2	1.6	1.4	1.0	1.4	6.7	11.5
THIRD.....	36	6.8	2.6	3.4	.5	.9	8.2	12.8
FOURTH.....	21	9.3	2.5	2.1	3.8	1.1	11.3	16.0
FIFTH.....	38	6.7	2.7	1.4	1.9	.7	8.0	18.9
SIXTH.....	24	13.3	3.9	6.9	1.7	.7	15.1	23.1
SEVENTH.....	28	9.1	2.4	4.4	2.5	.6	12.0	20.6
EIGHTH.....	19	7.2	1.1	3.5	1.1	2.2	10.1	15.7
NINTH.....	49	11.1	3.7	3.2	3.2	1.4	13.8	24.3
TENTH.....	37	18.6	3.1	12.1	2.2	.6	19.4	27.5
ELEVENTH.....	43	6.3	2.8	2.4	.3	1.1	8.4	18.9

TABLE F

CRIMINAL CASES COMMENCED, TERMINATED, AND PENDING IN THE DISTRICT COURTS
DURING THE TWELVE MONTH PERIODS ENDED DEC. 31, 1982 AND 1983
(EXCLUDES TRANSFERS)

CIRCUIT AND DISTRICT	FILINGS			TERMINATIONS			PENDING		
	1982	1983	PERCENT CHANGE	1982	1983	PERCENT CHANGE	1982	1983	PERCENT CHANGE
TOTAL...	31,675	35,658	12.6	30,452	32,914	8.1	17,510	20,276	15.8
8TH...	2,139	2,020	- 5.6	2,063	1,993	- 3.4	666	674	1.2
AR, E....	214	177	- 17.3	208	170	- 18.3	60	54	- 10.0
AR, W....	93	103	10.8	92	106	15.2	30	25	- 16.7
IA, N....	67	46	- 31.4	74	47	- 36.5	26	29	11.5
IA, S....	100	83	- 17.0	100	80	- 20.0	51	48	- 5.9
MN.....	253	233	- 7.9	244	209	- 14.4	102	134	31.4
MO, E....	303	249	- 17.8	270	251	- 7.0	106	102	- 3.8
MO, W....	697	707	1.4	676	718	6.2	143	124	- 13.3
NE.....	93	108	16.1	94	102	8.5	39	49	25.6
ND.....	105	119	13.3	90	112	24.4	43	49	14.0
SD.....	214	195	- 8.9	215	198	- 7.9	66	60	- 9.1

TABLE G

U.S. DISTRICT COURTS
CIVIL CASES COMMENCED, TERMINATED AND PENDING
DURING THE TWELVE MONTH PERIODS ENDED DEC. 31, 1982 AND 1983

CIRCUIT AND DISTRICT	FILINGS			TERMINATIONS			PENDING		
	PERIOD ENDED DEC. 31, 1982	PERIOD ENDED DEC. 31, 1983	PERCENT CHANGE	PERIOD ENDED DEC. 31, 1982	PERIOD ENDED DEC. 31, 1983	PERCENT CHANGE	PERIOD ENDED DEC. 31, 1982	PERIOD ENDED DEC. 31, 1983	PERCENT CHANGE
TOTAL...	223,494	255,546	14.3	202,678	226,307	11.7	217,624	246,863	13.4
8TH...	15,751	17,640	12.0	14,325	16,417	14.6	13,427	14,650	9.1
AR, E....	2,005	2,272	13.3	1,811	2,181	20.4	1,991	2,082	4.6
AR, W....	1,013	1,192	17.7	975	1,165	19.5	935	962	2.9
IA, N....	629	834	32.6	538	731	35.9	522	625	19.7
IA, S....	1,107	1,090	-1.5	895	1,007	12.5	1,192	1,275	7.0
MN.....	3,943	3,101	-21.4	3,584	2,922	-18.5	2,408	2,587	7.4
MO, E....	2,572	3,542	37.7	2,110	3,166	50.0	1,974	2,350	19.0
MO, W....	2,257	2,946	30.5	2,183	2,751	26.0	2,267	2,462	8.6
NE.....	1,328	1,632	22.9	1,187	1,572	32.4	1,256	1,316	4.8
ND.....	385	398	3.4	360	357	-0.8	389	430	10.5
SD.....	512	633	23.6	682	565	-17.2	493	561	13.8

TABLE H

U. S. DISTRICT COURTS
 CIVIL CASES TERMINATED, BY DISTRICT AND ACTION TAKEN
 (LAND CONDEMNATION CASES OMITTED)
 DURING THE TWELVE MONTH PERIOD ENDED DEC. 31, 1983

CIRCUIT AND DISTRICT	TOTAL	NO COURT ACTION	COURT ACTION						
			TOTAL	BEFORE PRETRIAL	DURING OR AFTER PRETRIAL	DURING OR AFTER TRIAL			
						TOTAL	NON- JURY	JURY	PERCENT REACHING TRIAL
TOTAL...	224,745	105,241	119,504	80,066	27,748	11,690	6,403	5,287	5.2
8TH...	16,286	8,832	7,454	4,991	1,401	1,062	551	511	6.5
AR, E....	2,170	810	1,360	1,011	158	191	114	77	8.8
AR, W....	1,133	443	690	515	70	105	57	48	9.3
IA, N....	731	372	359	274	47	38	19	19	5.2
IA, S....	1,006	329	677	433	185	59	32	27	5.9
MN.....	2,918	1,864	1,054	489	483	82	41	41	2.8
MO, E....	3,145	2,327	818	512	46	260	121	139	8.3
MO, W....	2,713	1,290	1,423	1,093	201	129	61	68	4.8
NE.....	1,565	912	653	420	108	125	64	61	8.0
ND.....	347	205	142	87	26	29	19	10	8.4
SD.....	558	280	278	157	77	44	23	21	7.9

TABLE I

U. S. DISTRICT COURTS
CIVIL CASES PENDING, BY DISTRICT AND LENGTH OF TIME PENDING
(LAND CONDEMNATION CASES ARE OMITTED)
AS OF DEC. 31, 1983

CIRCUIT AND DISTRICT	TOTAL	LENGTH OF TIME PENDING				
		LESS THAN 1 YEAR	1 TO 2 YEARS	2 TO 3 YEARS	3 YEARS AND OVER	
					NUMBER	PERCENT
TOTAL...	243,599	155,571	50,627	20,909	16,492	6.8
8TH...	14,513	10,072	2,953	1,039	449	3.1
AR. E....	2,067	1,407	456	132	72	3.5
AR. W....	950	739	170	26	15	1.6
IA. W....	625	454	110	51	10	1.6
IA. S....	1,273	739	320	173	41	3.2
MN.	2,582	1,738	563	175	106	4.1
MO. E....	2,337	1,788	384	112	53	2.3
MO. W....	2,399	1,650	473	199	77	3.2
NE.	1,300	902	264	87	47	3.6
ND.	421	258	109	45	9	2.1
SD.	559	397	104	39	19	3.4

TABLE J U. S. DISTRICT COURTS
LAND CONDEMNATION CASES PENDING
BY DISTRICT AND LENGTH OF TIME PENDING
AS OF DEC. 31, 1983

CIRCUIT AND DISTRICT	TOTAL	LENGTH OF TIME PENDING				
		LESS THAN 1 YEAR	1 TO 2 YEARS	2 TO 3 YEARS	3 YEARS AND OVER	
					NUMBER	PERCENT*
TOTAL...	3,264	496	783	389	1,596	48.9
8TH...	137	53	18	49	17	12.4
AR, E....	15	2	4	8	1	6.7
AR, W....	12	7	1	2	2	16.7
IA, N....	-	-	-	-	-	-
IA, S....	2	2	-	-	-	-
MH.....	5	3	1	1	-	-
MO, E....	13	2	1	4	6	46.2
MO, W....	63	17	11	28	7	11.1
NE.....	16	13	-	2	1	6.3
ND.....	9	6	-	3	-	-
SD.....	2	1	-	1	-	-

* PERCENT NOT COMPUTED WHEN THERE ARE LESS THAN 10 CASES

TABLE K

Caseload of U.S. Bankruptcy Courts <> Eighth Circuit
Year Ending December 31, 1981

Estates	EDA	WDA	NIA	SIA	MN	EMO	WMO	NEB	ND	SD
FILED	2878	1244	2745	3714	8325	5128	5988	3939	891	1116
DISP'D	1814	662	3013	3266	5793	4172	6441	3844	757	817
PENDING	5059	1748	1951	3169	12353	4466	4866	3504	943	1382
BY JUDGE	1	1	1	1	4.5	3	3	1	1	1
FILED	2878	1244	2745	3714	1850	1709	1996	3939	891	1116
DISP'D	1814	662	3013	3266	1287	1391	2147	3844	757	817
PENDING	5059	1748	1951	3169	2745	1469	1622	3504	943	1382
BACKLOG	33.5	31.7	7.8	11.6	25.6	12.8	9.1	10.9	14.9	20.3

TABLE L

Caseload of U.S. Bankruptcy Courts <> Eighth Circuit
Year Ending December 31, 1981

Adv Proc	EDA	WDA	NIA	SIA	MN	EMO	WMO	NEB	ND	SD
FILED	571	303	840	720	1085	972	2252	885	269	561
DISP'D	444	206	924	621	690	781	2103	743	210	438
PENDING	386	209	280	222	765	420	607	538	167	299
BY JUDGE	1	1	1	1	4.5	3	3	1	1	1
FILED	571	303	840	720	241	324	751	885	269	561
DISP'D	444	206	924	621	153	260	701	743	210	438
PENDING	386	209	280	222	170	140	202	538	167	299
BACKLOG	10.4	12.2	3.6	4.3	13.3	6.5	3.5	8.7	9.5	8.2

TABLE M

Caseload of U.S. Bankruptcy Courts <> Eighth Circuit
Year Ending December 31, 1982

Estates	EDA	WDA	NIA	SIA	MN	EMO	WMO	NEB	ND	SD
FILED	3045	1301	2776	2959	7846	5262	6188	3559	1109	1230
DISP'D	2392	989	1989	3258	8479	3638	6415	3414	880	1053
PENDING	5713	2060	2737	2871	11729	6091	4640	3652	1163	1560
BY JUDGE	1	1	1	1	4.5	3	3	1	1	1
FILED	3045	1301	2776	2959	1744	1754	2063	3559	1109	1230
DISP'D	2392	989	1989	3258	1884	1213	2138	3414	880	1053
PENDING	5713	2060	2737	2871	2606	2030	1547	3652	1163	1560
BACKLOG	28.7	25.0	16.5	10.6	16.6	20.1	8.7	12.8	15.9	17.8

TABLE N

Caseload of U.S. Bankruptcy Courts <> Eighth Circuit
Year Ending December 31, 1982

Adv Proc	EDA	WDA	NIA	SIA	MN	EMO	WMO	NEB	ND	SD
FILED	801	371	1195	582	1409	1410	2233	864	459	860
DISP'D	600	282	870	560	1339	1184	1878	784	403	750
PENDING	594	303	605	244	840	648	968	621	224	423
BY JUDGE	1	1	1	1	4.5	3	3	1	1	1
FILED	801	371	1195	582	313	470	744	864	459	860
DISP'D	600	282	870	560	298	395	626	784	403	750
PENDING	594	303	605	244	187	216	323	621	224	423
BACKLOG	11.9	12.9	8.3	5.2	7.5	6.6	6.2	9.5	6.7	6.8

TABLE 0

Caseload of U.S. Bankruptcy Courts <> Eighth Circuit
Year Ending December 31, 1983

Estates	EDA	WDA	NIA	SIA	MN	EMO	WMO	NEB	ND	SD
FILED	3003	1217	2499	2838	6768	3906	5211	3407	1022	1198
DISP'D	2297	1121	2038	2676	5808	5754	5186	2884	881	803
PENDING	6424	2156	3198	3035	12696	4246	4670	4175	1306	1957
BY JUDGE	1	1	1	1	4.5	3	3	1	1	1
FILED	3003	1217	2499	2838	1504	1302	1737	3407	1022	1198
DISP'D	2297	1121	2038	2676	1291	1918	1729	2884	881	803
PENDING	6424	2156	3198	3035	2821	1415	1557	4175	1306	1957
Backlog	33.6	23.1	18.8	13.6	26.2	8.9	10.8	17.4	17.8	29.2

TABLE P

Caseload of U.S. Bankruptcy Courts <> Eighth Circuit
Year Ending December 31, 1983

Adv. Pro	EDA	WDA	NIA	SIA	MN	EMO	WMO	NEB	ND	SD
FILED	601	289	926	521	1036	897	1231	729	410	590
DISP'D	698	332	1007	529	1158	999	1530	574	397	684
PENDING	497	260	524	236	722	546	669	776	238	330
BY JUDGE	1	1	1	1	4.5	3	3	1	1	1
FILED	601	289	926	521	230	299	410	729	410	590
DISP'D	698	332	1007	529	257	333	510	574	397	684
PENDING	497	260	524	236	160	182	223	776	238	330
BACKLOG	8.5	9.4	6.2	5.4	7.5	6.6	5.2	16.2	7.2	5.8