

CR-Sent  
8-29-88

# 1987 Annual Report

111483

## State of Maine Judicial Department

Administrative Office of the Courts  
70 Center St., P.O. Box 4820 DTS, Portland, ME 04112

111483

U.S. Department of Justice  
National Institute of Justice

This document has been reproduced exactly as received from the person or organization originating it. Points of view or opinions stated in this document are those of the authors and do not necessarily represent the official position or policies of the National Institute of Justice.

Permission to reproduce this copyrighted material has been granted by  
Maine Administrative Office  
of the Courts

to the National Criminal Justice Reference Service (NCJRS).

Further reproduction outside of the NCJRS system requires permission of the copyright owner.

111483

1987

ANNUAL

REPORT

JRS

MAY 26 1988

ACQUISITIONS

STATE OF MAINE

JUDICIAL DEPARTMENT

*Published by:*  
*Administrative Office of the Courts*  
*70 Center Street*  
*P.O. Box 4820 DTS*  
*Portland, Maine 04112*  
*(207) 879-4792*

State of Maine

ADMINISTRATIVE OFFICE OF THE COURTS

P.O. Box 4820 Downtown Station  
Portland, Maine 04112  
207-879-4792

Dana R. Baggett  
State Court Administrator

April, 1988

The Honorable Vincent L. McKusick  
Chief Justice of the Supreme Judicial Court

The Honorable John R. McKernan, Jr.  
Governor of Maine

Ladies and Gentlemen of the  
113th Legislature

It is an honor and a privilege for me to transmit the 12th Annual Report of the Judicial Department.


This annual report chronicles an historic year for our Maine courts in which over **312,000** cases were filed statewide. Never before in our state's history has our state court caseload exceeded 300,000.

This is Future Shock revisited; it took us from 1820 to 1977 - 157 years - to reach 200,000 annual case filings. It has taken only 10 years to cross the 300,000 case filing threshold. Even more startling is that the statewide caseload has increased by 75,000 cases in the last four years!

One measure of work accomplished by our courts is cases disposed. This figure - 295,000 cases - also is at an all-time high for 1987. By comparison, in 1984 231,000 cases were disposed. Our courts have not experienced a growth in resources that begins to compare with the 28 percent growth in their productivity over the last three years. Computerization of traffic and criminal dockets of most district court locations has helped but the inescapable conclusion is that our judges and other court employees are working harder than ever.

This annual report provides in text and tables information on the activities of all our state courts at 51 locations located literally from Kittery to Fort Kent. It is there that the cases were filed, disposed, counted and reported. Debra Olken compiled and edited this annual report, ably assisted by Sherry Reed and Fran Norton. To them and all our many valued employees, my thanks.

Sincerely,



## TABLE OF CONTENTS

<u>SUBJECT</u>	<u>PAGE</u>
"THE STATE OF THE JUDICIARY" by Chief Justice Vincent L. McKusick	1
 <i>THE YEAR IN REVIEW</i> 	
Fiscal Information	9
Court Structure	17
Judicial Resources	19
State Court Caseload Summary	20
Court Administration	22
Statutory Responsibilities of the Administrative Office of the Courts	23
Activities and Projects During 1987	25
Committees of the Judicial Department	32
Personnel Rosters	40
 <i>APPENDICES</i> 	
I. <u>Law Court Caseload Statistics</u>	
Judicial and Clerk Roster	43
Narrative Statistical Summary	44
Statistical Tables	45
II. <u>Superior Court Caseload Statistics</u>	
Map of Superior Court Locations	51
Judicial and Clerk Roster	52
Narrative Statistical Summary	53
Total Caseload Statistical Tables	57
Civil Statistical Tables	77
Civil Definitions	107
URESAs Statistical Tables	109
Criminal Statistical Tables	113
Criminal Definitions	153
III. <u>District Court Caseload Statistics</u>	
Map of District Court Locations	155
Judicial and Clerk Roster	156
Narrative Statistical Summary	158
Statistical Tables	159
Case Type Definitions	187
Footnotes	188
IV. <u>Administrative Court Caseload Statistics</u>	
Judicial and Clerk Roster	189
Statistical Tables	190
V. <u>Court Mediation Service Caseload Statistics</u>	
Narrative Statistical Summary	193
Statistical Tables	194
VI. <u>Court Appointed Special Advocate (CASA) Program</u>	
Narrative	199
Statistical Tables	200

**INDEX  
TABLES AND GRAPHS**

	<u>PAGE</u>
<b><u>FISCAL INFORMATION</u></b>	
F-1 Comparative Expenditure Summary	9
F-2 Expenditures by Subdivision (graph)	10
F-3 Judicial Branch Percentage of State Expenses (graph)	10
F-4 Revenue and Expenditures (graph)	11
F-5 Expenditures by Category	12
F-6 Expenditures by Category (graph)	13
F-7 Comparative Revenue Summary	14
F-8 Comparative Revenue Summary for Superior Court	15
F-9 Comparative Revenue Summary for District Ct. & Administrative Ct.	16
<b><u>LAW COURT CASELOAD</u></b>	
LC-1 Total Caseload and Written Opinions	45
LC-2 Dispositions	46
LC-3 Average Time to Disposition	47
LC-4 Actual Time to Disposition	48
LC-5 Appellate Division Caseload	49
<b><u>SUPERIOR COURT CASELOAD</u></b>	
SC-1 Total Caseload Summary	57
SC-2 Total Caseload Detail	58
SC-3 Civil, URESA, Criminal: Percent of Total Caseload (graph)	75
SC-4 Civil Caseload (graph)	77
SC-5 Civil Filings Summary	78
SC-6 Civil Dispositions Summary	79
SC-7 Civil Pending Caseload Summary	80
SC-8 Civil Filings and Dispositions by Type of Case	81
SC-9 Civil Dispositions by Type of Disposition	90
SC-10 Civil Jury Trials	99
SC-11 Civil Non-Jury Trials	100
SC-12 Age of Civil Pending Caseload	101
SC-13 Average Time to Civil Jury Trial	102
SC-14 Average Time to Civil Disposition	103
SC-15 Actual Time to Civil Disposition	104
SC-16 URESA Caseload (graph)	109
SC-17 URESA Filings Summary	110
SC-18 URESA Dispositions Summary	111
SC-19 URESA Pending Caseload Summary	112
SC-20 Criminal Caseload (graph)	113
SC-21 Criminal Filings Summary	114
SC-22 Criminal Dispositions Summary	115
SC-23 Criminal Pending Caseload Summary	116
SC-24 Criminal Filings and Dispositions by Type of Case	117
SC-25 Criminal Filings and Dispositions by Class of Charge	126
SC-26 Criminal Filings by Type of Recording Method	135
SC-27 Criminal Pending Caseload & Outstanding Warrants of Arrest	136

**INDEX**  
**TABLES AND GRAPHS**  
(continued)

**SUPERIOR COURT CASELOAD (continued)**

SC-28	Criminal Dispositions by Type of Case & Class of Charge	137
SC-29	Criminal Dispositions by Type of Disposition	138
SC-30	Criminal Jury Trials	147
SC-31	Criminal Jury Trials by Type of Case	148
SC-32	Criminal Jury Waived Trials	149
SC-33	Average Time to Criminal Jury Trial	150
SC-34	Average Time to Criminal Disposition	151
SC-35	Actual Time to Criminal Disposition	152

**DISTRICT COURT CASELOAD**

DC-1	Total Filings	159
DC-2	Total Filings in the Ten Largest Court Locations	160
DC-3	Filings, Excluding "Civil Violations & Traffic Infractions"	161
DC-4	Composition of District Court Caseload (graph)	162
DC-5	Filings and Dispositions by Type of Case	163
DC-6	Child Protective Caseload	183
DC-7	Waivers	184
DC-8	Electronic Recording Division, Number of Transcriptions	185
DC-9	Electronic Recording Division, Recording Time by Court Location	186

**ADMINISTRATIVE COURT CASELOAD**

AC-1	Caseload Statistics	190
AC-2	Dist. Ct. and Sup. Ct. Cases Heard by Admin. Ct. Judges	191

**COURT MEDIATION SERVICE CASELOAD**

CM-1	Cases Mediated by Type of Case	194
CM-2	Cases Mediated by Type of Disposition--Summary	195
CM-3	Cases Mediated by Type of Disposition--Detail	196
CM-4	Mediation Sessions 1983-1987	197

**COURT APPOINTED SPECIAL ADVOCATE (CASA) CASELOAD**

CS-1	CASA Volunteer Analysis	200
CS-2	CASA Caseload Analysis	201

'THE STATE OF THE JUDICIARY''

by

Chief Justice Vincent L. McKusick

A Report to the Joint Convention  
of the 113th Maine Legislature  
(Second Regular Session)

February 9, 1988

"THE STATE OF THE JUDICIARY"

A Report to the Joint Convention  
of the 113th Legislature

By Chief Justice Vincent L. McKusick

February 9, 1988

I am pleased to appear again before this Joint Convention of the 113th Legislature. It always is a special honor to stand at the Speaker's rostrum in this beautiful House Chamber. Last Saturday I stood at the Speaker's rostrum of the House of Representatives at the State House in Boston. The occasion was the reenactment by 355 high school students from Maine and Massachusetts of the convention in Boston that exactly 200 years before had voted by a narrow margin to ratify the United States Constitution. Forty-six outstanding students with their teachers from some 20 high schools across Maine represented the 46 delegates from the District of Maine who voted on ratification on February 6, 1788. I joined Chief Justice Edward F. Hennessey of Massachusetts in opening that commemorative mock convention.

That splendid occasion in Boston last Saturday came after a year and a half of celebratory activities here in Maine under the leadership and inspiration of our Maine Commission for the Commemoration of the Bicentennial of the U. S. Constitution, chaired by Dr. Arthur M. Johnson. I again thank the Legislature for creating and funding that Commission. It has led all of us in a valuable history lesson.

It was exactly ten years ago this month that I first reported to the Legislature. I report to you in this way at regular intervals so that you may be in a better position to discharge your heavy responsibilities for supporting the administration of justice in this State -- responsibilities for funding the courts, for defining their jurisdiction, and for otherwise legislating to promote their effective operation. In this endeavor there is a necessary partnership between the Legislature and us who manage the courts -- a partnership in which we court managers must work with you in the spirit of the Three C's -- communication, cooperation, and comity.

Let us take a few minutes this morning to reflect on where we have been over the past 10 years. Let us tote up what our partnership has accomplished in the past decade.

In 1978 the Administrative Court, with jurisdiction over the suspension or revocation of liquor and most professional and vocational licenses, was integrated into the Judicial Department.

In 1980 the Probate Code eliminated trial de novo of appeals from the Probate Courts to the Superior Court, making probate appeals on only questions of law go directly to the Law



Court. The Probate Code did, however, leave the 16 county probate judges as Maine's only part-time, elected judges.

In 1981 the county law libraries and their state funding came under the direction of a State Court Library Committee, staffed by a professional supervisor.

In January 1982 the Single Trial Law eliminated trial de novo in the Superior Court on appeals of criminal cases already tried to judgment in the District Court.

In 1984 the Legislature rescued Maine's judges from being the lowest paid in the country -- by enacting a scheduled set of salary increases, along with a modern contributory pension fund to replace the previous pay-as-you-go retirement system.

By authorizing the Chief Justice to assign judges to sit in other courts than his or her own and by creating a chief justice for the Superior Court, with comparable functions to those of the Chief Judge of the District Court, you have enabled us to achieve a functional and administrative unification of the courts -- an integrated court system.

Use of the State drivers' license list as the primary source of jurors has permitted computerized random selection of jurors for the Superior Court.

In 1984 collective bargaining for court employees came into being by the coordinated action of the Legislature and the Supreme Judicial Court. You now have before you our most recently bargained contract covering the current biennium. I strongly recommend funding of the salary increases bargained for our employees.

You have by statute made our highly successful mediation project, started experimentally 10 years ago, an established part of court operations, and you have mandated mediation of all issues in a contested divorce between a couple with minor children. You have more recently given permanent status to our CASA program, whose successes I will later relate.

Last year you created the Court Facilities Authority, which, with funds raised through tax-free revenue bonds, can be expected to provide the courts with a lower cost alternative to leasing facilities from private developers.

You have funded the computerization of our trial courts. That installation is proceeding in good order. All 33 District Court locations will be processing their criminal and traffic cases on computer before the end of next month. We also now have fully in operation a computerized fiscal management system.

I could go on, but the examples I have given well illustrate the steps taken at every legislative session over the past 10 years to improve the operation of our court system. At the same time, new, added duties have been placed upon the courts. In these 10 years statutes have created new court proceedings in order to achieve defined goals of our society: court proceedings to determine the propriety of institutionalizing particular mentally ill or mentally retarded persons; court proceedings to protect children in jeopardy, followed in many cases by proceedings to terminate parental rights in order to permit "permanency planning" for the children; court proceedings brought by the Department of Human Services to determine paternity; streamlined court proceedings to enforce land use ordinances and statutes, with prosecution by code enforcement officers and other nonlawyers; court proceedings to protect family and household members against abuse, and, by an enactment of last year, protection of victims of harassment from anyone. Many of these statutes providing for special court proceedings require judges to hold emergency hearings within a prescribed short period of time.

What has been the impact of these new court proceedings, along with other economic and social forces, upon the workloads of the courts in these 10 years?

First, the District Court, which had about 200,000 cases filed in 1977, received almost 300,000 new cases in 1987. Annual District Court filings have increased by 50,000 cases in just the last 2 years. An increase in the jurisdictional limit of small claims from \$800 to \$1,400 has resulted in over 11,000 more small claims cases, an increase that translates directly into much greater work for the District Court clerks offices, as well as for judges and mediators. Increase in limits from \$20,000 to \$30,000 on ordinary civil actions and other additions to the District Court's jurisdiction account for part of the explosion in District Court filings, but most of the explanation lies simply in the fact that increased economic and other activity in Maine has produced more civil violations and traffic infractions. These 10 years have also seen a radical change in the nature of many District Court proceedings, with protracted hearings that are routinely recorded for the purpose of making a record for appeal. With increased frequency substantial cases are tried in the District Court, followed by appeal to the Law Court, either directly or through the Superior Court. In the past half year, at least 22 of the cases argued in the Law Court were appeals from District Court judgments.

In the Superior Court, our court of general jurisdiction, the number of criminal cases filed annually has gone up 50% in the 10 years, to a record high in 1987 of 11,662 cases. Of course, only in the Superior Court is a jury available, and only there can offenses formerly denominated felonies be tried. On the civil side, the Superior Court filings have actually dropped

by 18% in the 10 years. This drop occurred in the same period that civil cases in the District Court increased substantially. The higher jurisdictional limits of the District Court, as well perhaps as the much higher filing fee in the Superior Court, may be the explanation. Qualitatively, the average civil case that now comes to the Superior Court is more complex than 10 years ago, and often requires protracted hearings and extensive opinion-writing time. As some examples, I might cite the recent well-known Wells Beach litigation. And then there are hospital cases arising from the issuance or denial by DHS of certificates of need, municipal zoning and other land use cases, and so on. The Superior Court also acts as an intermediate appellate court on appeals from the District Court and the Administrative Court, handling about 400 of those appeals a year.

Turning to the Law Court, we find that in 10 years its caseload has grown by almost 75% to a record 565 new appeals filed last year. After a five-year plateau at about 500 cases, filings spurted upward by about 10% in 1987. Much of the latest increase comes from appeals in child protection proceedings, criminal sex abuse cases, and zoning and other litigation generated by development and other economic activity. My Law Court colleagues and I are determined to continue to dispose of this heavy caseload in a timely fashion. We will be watching the trends in our caseload because we are already near the limit of what the experts say is the maximum load for an appellate court.

Ten years ago the Judicial Department had 43 judges. With the recent appointment of District Court Judge Robert Crowley of York County, that total number has been brought to 49, the District Court having been progressively increased from 20 to 24 judges and the Superior Court from 14 to 16 judges. Maine has a remarkably small judiciary. Handling the greatly increased caseloads of all the courts has been possible only by the functional integration of our court system and by the help we get from our active retired judges. But the mammoth increase in the workloads of our courts could not be coped with by the judges alone. I am proud of the clerks, the court administrators, and all the other employees of the courts and our Administrative Office. They are hardworking professionals, indispensable to our success in carrying out the mission of the Maine courts. One specific measure of the increased workload that those professionals are carrying is provided by the fact that in the past 10 years the annual revenues generated by the Judicial Department in fines and fees have more than tripled to almost \$18 million.

Since 1977 we have steadily worked at meeting our needs for more courtrooms and other court facilities. The program for making all courts accessible to the handicapped is well along toward completion; and our court security officer has upgraded security at our courts for the protection of court personnel and the public. The District Court has new or improved facilities at

many locations around the State -- Farmington, Belfast, Lincoln, and Millinocket, to mention some recent examples. The counties have also made improvements in some of the Superior Court facilities; the Sagadahoc County Courthouse is a fine recent example. We are right now working closely with the Cumberland County Commissioners to meet the space needs of the courts in that courthouse, where about 20% of all court business statewide is conducted. But we have much more to do. We hope to meet the urgent needs of the District Court in Bath-Brunswick and the Kittery-Wells areas in the very near future. Some of the county courthouses need additional jury courtrooms and associated facilities for the Superior Court. We will work with the counties to identify and address those needs.

Let me report on several special programs.

Our in-court mediation program, now a lusty 10-year-old, continues to receive well-deserved plaudits. In 1987 about 3,700 cases went to mediation, more than two thirds being domestic relations cases. Mediation still succeeds in resolving a majority or more of all cases. In the District Court, where pretrials are now held in many civil cases, Chief Judge Devine is experimenting with having a mediator available on the days scheduled for pretrials. The results are encouraging.

Our volunteer guardian ad litem program (known as CASA), started in 1985, has expanded from southern and central Maine to Bangor, Ellsworth, Machias, and Houlton. More than 125 volunteers have been appointed guardians ad litem for more than 300 children in child protection proceedings in the District Court. The CASA volunteers by their commitment of time and compassion are performing a great public service in helping the courts to protect children in jeopardy. District Court Judge John Beliveau of Lewiston acts as judicial liaison to the CASA program.

In the Superior Court Chief Justice Brody has fully implemented the program of medical malpractice screening panels required by Chapter 804 of the Laws of 1986 as a precondition to the prosecution of medical malpractice suits. As of last month 98 medical malpractice cases had been filed under that law and more than one third had been disposed of by the panels.

Under the Superior Court's expedited caseflow project, now implemented in every county, a judge reviews each civil case soon after filing to determine whether it is appropriate for the fast track. The purpose of the program is to expose a majority of civil cases to trial at an earlier date, thus reducing delay and expense. Both attorneys and judges see the benefits of early judicial intervention to speed up civil litigation.

You have before you a proposal, coming unanimously from the Tort Reform Commission chaired by former Senator Richard Trafton, for an experimental Alternative Dispute Resolution program in the Superior Court. The Judicial Council, with modest funding, will design and evaluate that experiment. The pilot ADR program will be mandatory for a substantial segment of civil cases in two test counties. Both the bar, represented by the Maine State Bar Association, and the Superior Court are supportive of the experiment. This is an auspicious time to proceed with this promising program.

Our trial courts have implemented the statutes passed last year for the improved collection of court fines and for the imposition of the so-called jail surcharge of 10% on all fines. I am proud of the way in which our already heavily burdened clerks offices have taken on these new tasks.

The Governor in his budget submission has recommended that the Judicial Department appropriation for indigent defense be broken out from our "All Other" appropriation item and that for fiscal year '89 additional funds be provided for that separate line item. I endorse the Governor's recommendation wholeheartedly. Under the Federal and State Constitutions, and by statute as well, the State is obligated to provide attorneys at State expense to defend indigent persons in criminal cases, as well as in civil cases where the indigent persons may lose custody of their children or even lose all their parental rights. I am convinced that our appointed counsel system is basically sound and is the right "fit" for Maine. We have, however, a serious problem in several counties of finding enough lawyers to take court appointments at the rates established a number of years ago. The fee level is now one of the lowest in the country and it will not cover the costs of overhead of most Maine law offices. The Governor's proposal to make "Indigent Defense" a separate budget item will make the appropriations and the expenditures for that purpose more readily identifiable, and at the same time our remaining "All Other" account will become relatively more predictable and manageable. Incidentally, the indigency screening program that you authorized last year is getting under way in the two test counties. That program promises to give us a way of assuring that only persons truly in need receive free legal representation.

You also have before you, carried over from your last session, a proposed resolve, L.D. 159, which is recommended unanimously by the legislatively created Commission to Study the Relocation of the Supreme Judicial Court. That Commission, consisting of both legislators and citizens at large, after extensive study, recommended that funds be appropriated for site exploration here in Augusta and for preliminary architectural and financial planning. Out of respect for your Study Commission, I urge you to authorize the assembling of that further data so that you can render a fully informed judgment on the question whether

your State Supreme Court should have a headquarters here in this City. I remind you that Article IX, section 16 of the Maine Constitution reads: "Augusta is hereby declared to be the seat of government of this State."

In my review of the past 10 years I have mentioned many legislative measures affecting the courts. Every session considers numerous L.D.s relating to court operations, a good many initiated by us responsible for managing the courts and a good many initiated by others. As to all that proposed legislation I commit the Judicial Department to working with you to analyze its impact upon the administration of justice in Maine and in providing information from the courts. Our Legislation Committee chaired by Justice Robert Clifford, and our Public Information Officer, Edward Kelleher, are available to help you in your very important task.

During the first week of this coming August, we in Maine will have the honor of hosting the National Conference of Chief Justices, meeting for five days at the Samoset in Rockport. Comparable to the National Governors Association that met in Portland in 1983, the Conference of Chief Justices will bring to Maine the chief judicial officers of the 50 states, as well as 5 other jurisdictions such as the District of Columbia and Puerto Rico. The National Conference of State Court Administrators, hosted by our State Court Administrator Dana Baggett, is meeting at the Samoset at the same time. Perhaps the best news to Chairmen Pearson and Carter of your Joint Appropriations Committee is that the conferences are financed by the National Center for State Courts, with a generous contribution from the Maine State Bar Association, and will require no legislative appropriation from the State of Maine.

Alexander Hamilton in the 17th of the Federalist Papers addresses the fear of many anti-federalists that the new central government would swallow up the state governments. In answer to that fear, Hamilton said: "There is one transcendent advantage belonging to ... the State governments ... I mean the ordinary administration of criminal and civil justice." Hamilton goes on to call the "ordinary administration of criminal and civil justice" "[t]his great cement of society." Note that he spoke of the "ordinary," that is, the day-in and day-out, operation of the State courts. Those courts today handle well over 95% of all litigation. To Hamilton, the State courts, "being the immediate and visible guardian[s] of life and property," "contribute[], more than any other circumstance, to impressing upon the minds of the people, affection, esteem, and reverence toward the [State] government." That probably is today an unrealistically high expectation for any court to meet. But I assure you that all of us involved in the "ordinary" administration of the Maine courts will strive to merit your continued respect and the respect of the public we serve.

Thank you very much for your time and attention.

## **THE YEAR IN REVIEW**

### **FISCAL INFORMATION**

### **COURT STRUCTURE**

- History
- Supreme Judicial Court (Law Court)
- Superior Court
- District Court
- Administrative Court

### **JUDICIAL RESOURCES**

- Scheduling
- Use of Active Retired Justices and Judges

### **STATE COURT CASELOAD SUMMARY**

### **COURT ADMINISTRATION**

### **STATUTORY RESPONSIBILITIES OF THE ADMINISTRATIVE OFFICE OF THE COURTS**

### **ACTIVITIES AND PROJECTS DURING 1987**

- Court Facilities
- Court Security Services
- Court Automation
- Juror Orientation Program
- Automated Personnel System
- Personnel/Employee Relations
- Judicial Education
- Non-Judicial Education
- County Law Libraries
- Maine to Host National Conference in 1988
- Maine Criminal Justice Sentencing Institute
- Bicentennial of the United States Constitution
- Legislative Highlights
- Committee on Judicial Responsibility and Disability
- Maine Judicial Council

### **COMMITTEES OF THE JUDICIAL DEPARTMENT**

- Committee Listing
- Committee Membership

### **PERSONNEL ROSTERS**

## FISCAL INFORMATION

The Judicial Department operates from the State general funds which are appropriated by the Legislature. It also administers several grants from public sources. The expenditure and revenue data are presented for the State fiscal year ended June 30th.

### Expenditures

Judicial Department expenditures for FY'87 totaled \$21,410,208, an increase of 8.8% over the previous year. The following is a summary of expenditures by Department subdivision:

#### COMPARATIVE EXPENDITURE SUMMARY FOR FISCAL YEARS ENDED JUNE 30TH

TABLE F-1

SUBDIVISION	FY 1986	FY 1987	% of Total	% Change 86-87
District Court	\$8,709,312	\$9,591,748	44.8	10.1
Superior Court (a)	7,674,554	8,111,336	37.9	5.7
Supreme Judicial Court	1,633,938	1,732,209	8.1	6.0
Administrative Office of the Courts	778,073	697,175	3.3	-10.4
Court Automation	266,547	429,574	2.0	61.2
Other Department Activities	339,068	398,450	1.9	17.5
Administrative Court	228,212	290,714	1.4	27.4
Court Appointed Special Advocate (CASA)	-	49,988	0.2	-
Court Security	-	36,900	0.2	-
Special Projects (b)	46,912	31,962	0.1	-31.9
Bicentennial Commission	-	31,877	0.1	-
Judicial Council	7,007	8,275	0.0	18.1
<b>TOTAL</b>	<b>\$19,683,623</b>	<b>\$21,410,208</b>	<b>100.0</b>	<b>8.8</b>

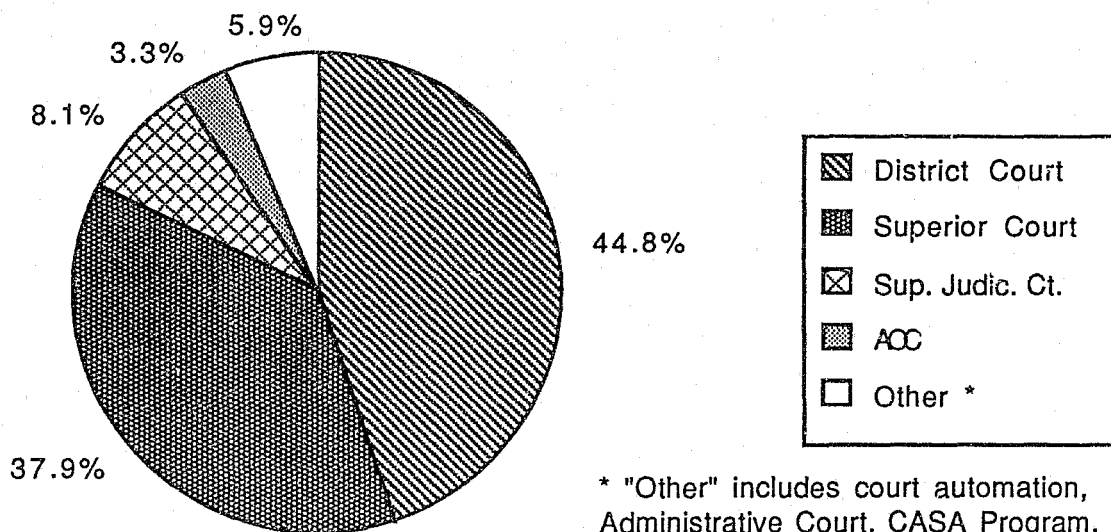
(a) As in prior years, statutory payments to county law libraries have been included within Superior Court expenditures.

(b) Special Projects which were administered with federal monies during the fiscal year were as follows:

Court Security	\$20,592
Court Automation	\$6,375
CASA	\$4,995

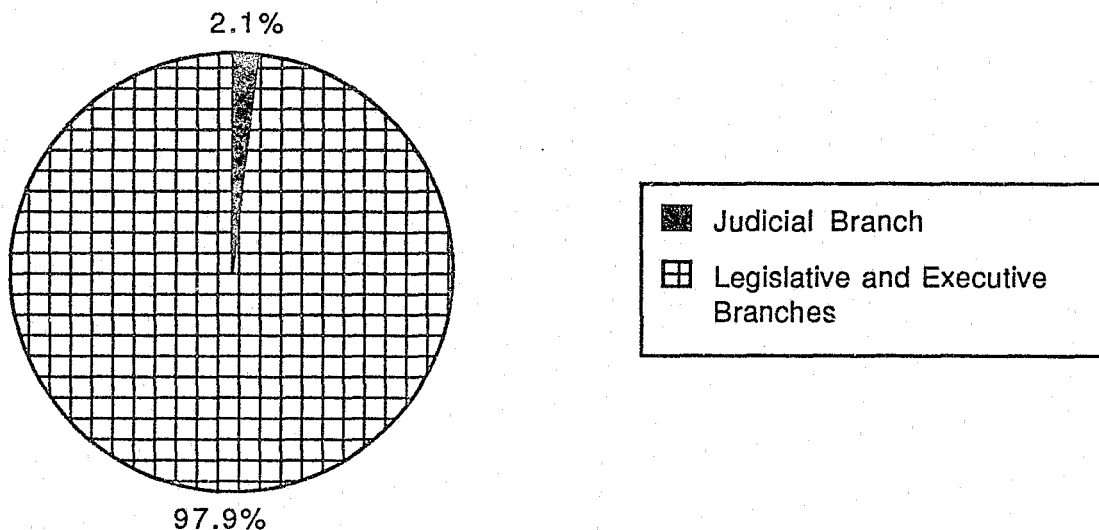


**EXPENDITURES BY SUBDIVISION**



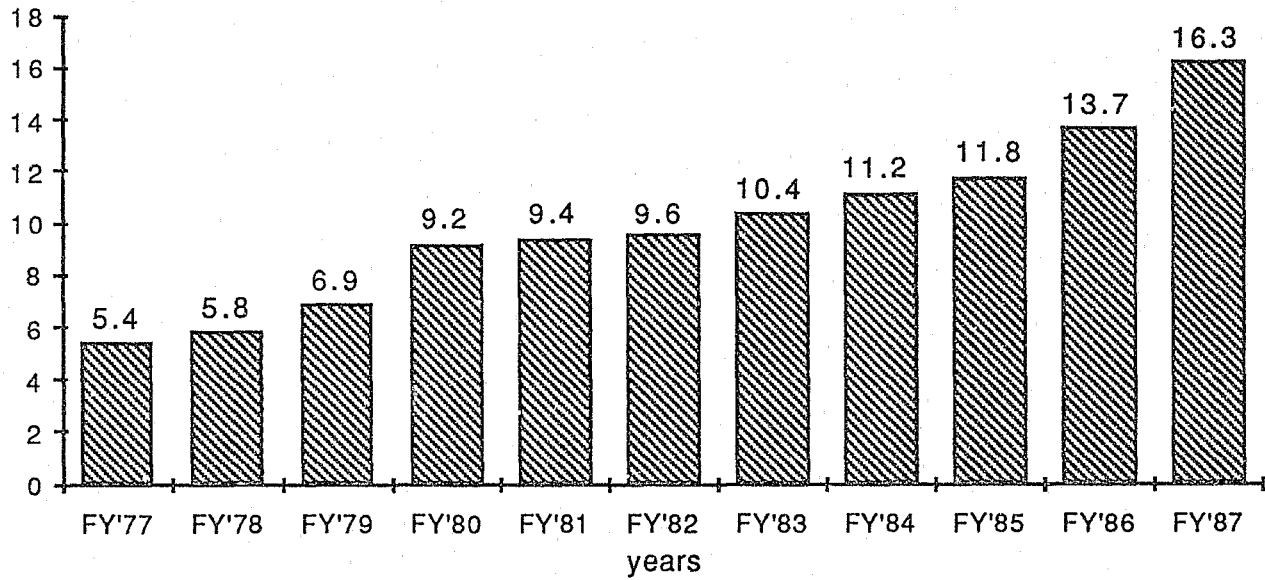
\* "Other" includes court automation, Administrative Court, CASA Program, court security, special projects, bicentennial commission, Judicial Council and other Department activities.

**JUDICIAL BRANCH PERCENTAGE OF STATE EXPENSES**



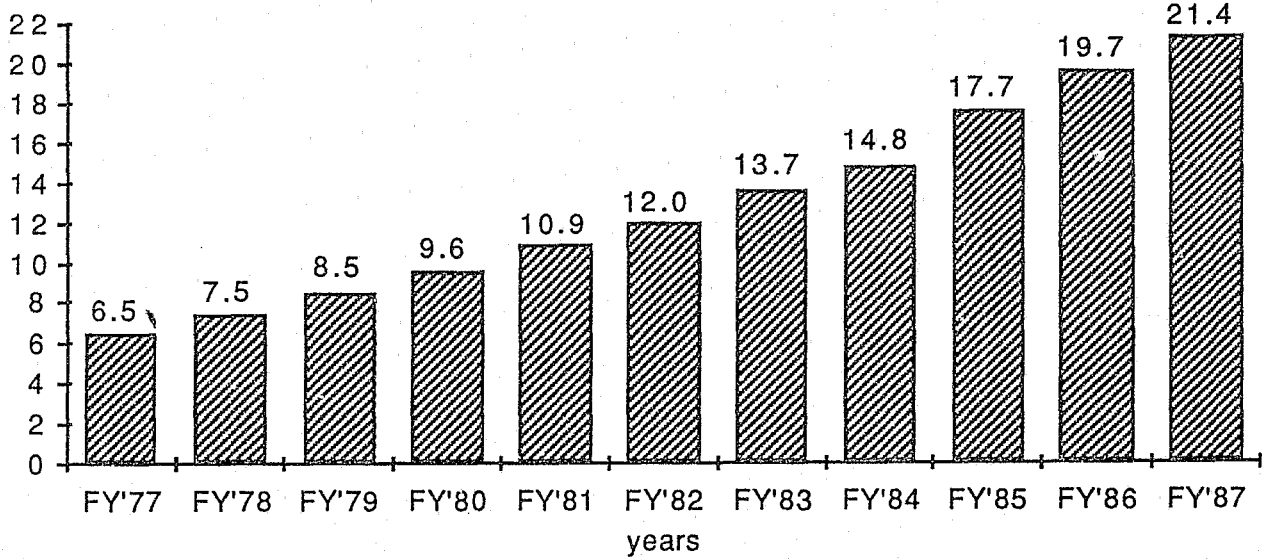
### REVENUE

\$ in millions



### EXPENDITURES

\$ in millions



JUDICIAL DEPARTMENT EXPENDITURES BY CATEGORY  
 FY'86 - FY'87

TABLE F-5

	1986 Expenditures	% of "All Other" Total	% of Total	1987 Expenditures	% of "All Other" Total	% of Total
PERSONAL SERVICES	\$9,417,648		48.0	\$10,491,081		49.1
ALL OTHER						
Court Appointed Counsel	1,962,178	20.0		2,162,649	20.8	
Pensions	1,290,029	13.1		1,348,635	12.9	
Traverse Jury Costs	1,133,717	11.5		1,187,574	11.4	
Leases	835,585	8.5		1,030,181	9.9	
* Court Officers	699,936	7.1		587,453	5.6	
* Medical Services	402,464	4.1		370,960	3.6	
* Witness Fees	384,495	3.9		426,497	4.1	
Telephone	345,516	3.5		401,388	3.9	
* Balliffs	332,588	3.4		418,889	4.0	
In-State Travel	322,873	3.3		305,859	2.9	
Postage	301,870	3.1		302,584	2.9	
Mediators	204,159	2.1		273,502	2.6	
Printing/Binding	192,812	2.0		169,591	1.6	
County Law Libraries	189,085	1.9		189,250	1.8	
Photocopying	133,105	1.4		144,864	1.4	
Grand Jury Costs	132,323	1.3		128,690	1.2	
Office Supplies	131,201	1.3		131,907	1.3	
Books	106,740	1.1		93,489	0.9	
* Transcript Costs	100,322	1.0		90,355	0.9	
Misc. Professional Fees	89,732	0.9		67,394	0.6	
* Investigators	73,540	0.7		64,546	0.6	
* Other	459,568	4.7		525,745	5.0	
Total All Other	\$9,823,838	100.0	50.0	\$10,422,002	100.0	48.8
CAPITAL	\$395,226		2.0	\$465,163		2.2
TOTAL **	\$19,636,712		100.0	\$21,378,246		100.0

\* Definitions

**Court Officers:** payments to county sheriffs to provide security in Superior Court and payments to county sheriffs and municipal police departments to serve as court complaint officers in District Court.

**Medical Services:** psychiatric examinations and testimony under the following circumstances: involuntary hospitalization of mentally ill and mentally retarded individuals in District Court cases; periodic review of mentally ill individuals and re-certification of mentally retarded individuals in District Court cases; indigent criminal defendants, and any other criminal defendants upon order of the judge, in Superior Court and District Court cases.

**Witness Fees:** payments to municipal police departments, county sheriffs, state police and the State Department of Inland Fisheries and Wildlife for their officers to serve as witnesses for the prosecution in District Court cases, and for indigent defendants in Superior Court and District Court cases, and to private citizens serving as witnesses in any case.

**Balliffs:** payments to county sheriffs and municipal police departments to provide security in the District Court.

**Transcript Costs:** transcript costs for indigent defendants.

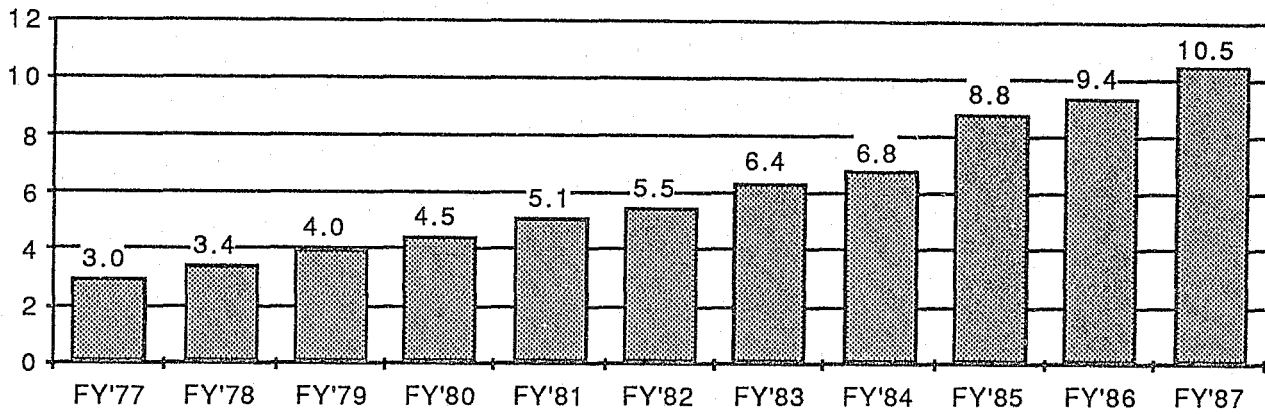
**Investigators:** investigators in indigent defense cases.

**Other:** data processing, casual labor, complaint justices, research services, analysis and lab services, out of state travel, utilities, rent and repairs to equipment, subscriptions, dues, janitorial services, clothing, miscellaneous and minor equipment, training, and disability compensation.

\*\* Does not include special projects administered with federal monies.

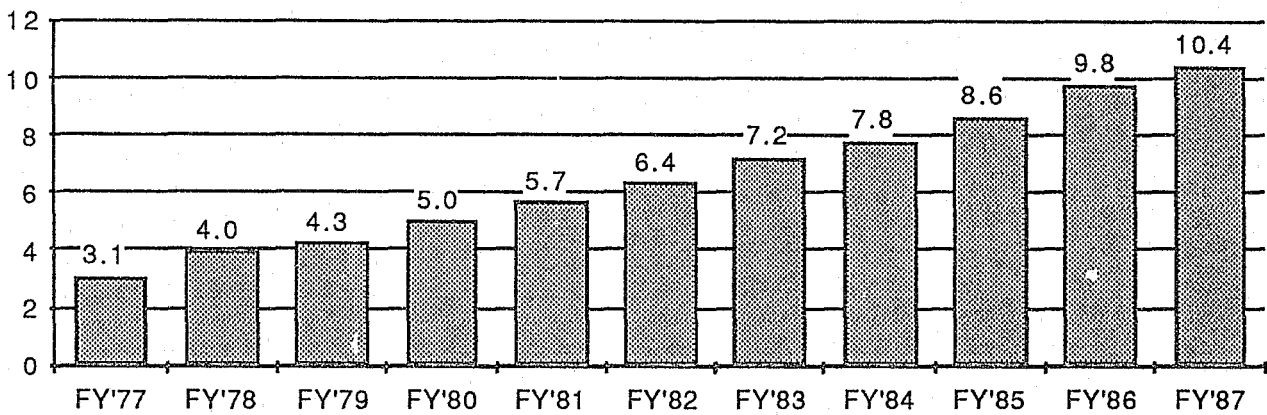
**PERSONAL SERVICES EXPENDITURES**

\$ in millions



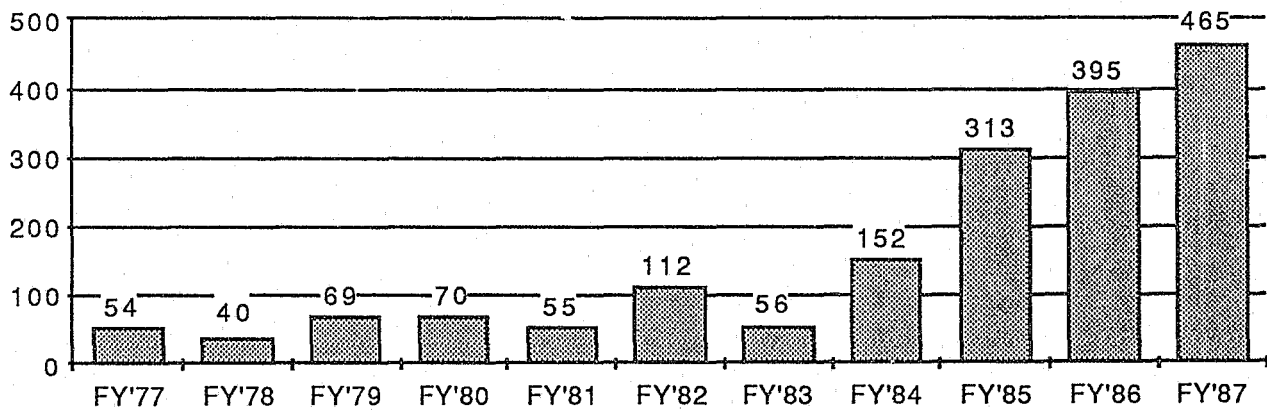
**ALL OTHER EXPENDITURES**

\$ in millions



**CAPITAL EXPENDITURES**

\$ in thousands



## Revenue

Judicial Department gross revenue for FY'87 totaled \$16,297,558. Table F-7 below identifies a source breakdown of that revenue for FY'82 through FY'87. Revenue for Superior Court locations is shown on Table F-8. Revenue for the District Court locations, including the Administrative Court, is shown on Table F-9.

All funds collected by the Judicial Department, except project grants, go into the State general fund. A relatively small proportion of these funds consist of fines for specific violations of law which are dedicated to certain agencies. A comparative summary of dedicated fines by fiscal year is also shown below.

COMPARATIVE REVENUE SUMMARY FOR FISCAL YEARS ENDED JUNE 30TH

TABLE F-7

REVENUE	1982	1983	% chg 82-83	1984	% chg 83-84	1985	% chg 84-85	1986	% chg 85-86	1987	% chg 86-87
SUPERIOR COURT	\$775,015	\$731,544	-5.6	\$853,819	16.7	\$813,446	-4.7	\$1,243,496	52.9	\$1,480,868	19.1
DISTRICT COURT	8,759,009	9,599,392	9.6	10,179,071	6.0	10,813,447	6.2	12,273,563	13.5	14,497,824	18.1
ADMIN. COURT	72,903	50,113	-31.3	119,461	138.4	93,002	-22.1	82,932	-10.8	100,672	21.4
MISCELLANEOUS	31,801	34,121	7.3	65,043	90.6	84,416	29.8	154,947	83.6	218,194	40.8
<b>TOTAL REVENUE</b>	<b>\$9,638,728</b>	<b>\$10,415,170</b>	<b>8.1</b>	<b>\$11,217,394</b>	<b>7.7</b>	<b>\$11,804,311</b>	<b>5.2</b>	<b>\$13,754,938</b>	<b>16.5</b>	<b>\$16,297,558</b>	<b>18.5</b>
LESS:											
DEDICATED REVENUE											
DEPT. OF TRANSPORTATION	\$407,627	\$484,685		\$593,477		\$626,304		\$665,145		\$717,399	
DEPT. OF INLAND FISH- ERIES AND WILDLIFE	274,830	258,016		276,607		277,057		345,978		458,381	
PUBLIC UTIL. COMM./ TRANS. SAFETY FUND	76,032	80,014		123,106		126,002		118,720		102,160	
MUNICIPALITIES	44,127	48,089		44,212		58,666		49,631		52,186	
DEPT. OF AGRICULTURE	20	0		450		50		0		0	
DEPT. OF CONSERVATION	4,955	5,800		2,990		2,527		2,580		2,750	
MISC. AGENCIES	4,759	4,405		5,703		5,079		5,929		3,950	
<b>TOTAL DEDICATED REVENUE</b>	<b>\$ (812,350)</b>	<b>\$ (881,009)</b>		<b>\$(1,046,545)</b>		<b>\$(1,095,685)</b>		<b>\$(1,187,983)</b>		<b>\$(1,336,826)</b>	
<b>NET GENERAL FUND REVENUE</b>	<b>\$8,826,378</b>	<b>\$9,534,161</b>		<b>\$10,170,849</b>		<b>\$10,708,626</b>		<b>\$12,566,955</b>		<b>\$14,960,732</b>	
<b>REVENUE FOR SPECIAL PROJECTS</b>	<b>\$124,514</b>	<b>\$0</b>		<b>\$39,192</b>		<b>\$0</b>		<b>\$71,469</b>		<b>\$23,291</b>	

Note: This information is prepared on a cash basis and does not take into consideration any accruals.

TABLE F-8

COMPARATIVE REVENUE SUMMARY FOR SUPERIOR COURT LOCATIONS  
FOR FISCAL YEARS ENDED JUNE 30TH

COURT	1982 Revenue	1983 Revenue	% chg '82-'83	1984 Revenue	% chg '83-'84	1985 Revenue	% chg '84-'85	1986 Revenue	% chg '85-'86	1987 Revenue	% chg '86-'87
ANDROSCOGGIN (Auburn)	\$24,845	\$58,048	133.6	\$62,391	7.5	\$49,938	-20.0	\$91,415	83.1	\$95,593	4.6
ARROSTOOK (Houlton)	50,166	51,863	3.4	61,360	18.3	52,827	-13.9	64,378	21.9	60,369	-6.2
CUMBERLAND (Portland)	130,414	135,205	3.7	146,680	8.5	162,269	10.6	253,520	56.2	296,531	17.0
FRANKLIN (Farmington)	41,470	32,000	-22.8	29,934	-6.5	32,517	8.6	52,129	60.3	65,669	26.0
HANCOCK (Ellsworth)	30,650	25,148	-18.0	23,289	-7.4	18,252	-21.6	39,974	119.0	47,875	19.8
KENNEBEC (Augusta)	58,674	76,655	30.6	96,300	25.6	48,701	-49.4	115,640	137.4	105,188	-9.0
KNOX (Rockland)	35,375	34,880	-1.4	62,216	78.4	46,844	-24.7	74,112	58.2	88,138	18.9
LINCOLN (Wiscasset)	31,84	22,433	-29.4	23,940	6.7	37,341	56.0	53,826	44.1	103,314	91.9
OXFORD (South Paris)	25,129	23,683	-5.8	23,416	-1.1	32,927	40.6	41,080	24.8	49,806	21.2
PENOBSCOT (Bangor)	46,929	71,179	51.7	74,249	4.3	65,362	-12.0	109,865	68.1	154,942	41.0
PISCATAQUIS (Dover-Foxcroft)	46,949	7,183	-84.7	10,074	40.2	9,676	-4.0	14,455	49.4	11,594	-19.8
SAGadahoc (Bath)	14,586	19,712	35.1	24,328	23.4	37,451	53.9	29,698	-20.7	19,997	-32.7
SOMERSET (Skowhegan)	141,705	74,244	-47.6	81,433	9.7	92,516	13.6	107,706	16.4	131,931	22.5
WALDO (Belfast)	11,153	12,875	15.4	19,078	48.2	30,778	61.3	25,979	-15.6	38,452	48.0
WASHINGTON (Machias)	21,413	23,453	9.5	22,618	-3.6	17,169	-24.1	25,936	51.1	29,983	15.6
YORK (Alfred)	63,773	62,983	-1.2	92,513	46.9	78,878	-14.7	143,783	82.3	181,486	26.2
TOTAL	\$775,015	\$731,544	-5.6	\$853,819	16.7	\$613,446	-4.7	\$1,243,496	52.9	\$1,480,868	19.1

COMPARATIVE REVENUE SUMMARY FOR DISTRICT COURT AND ADMINISTRATIVE COURT  
FOR FISCAL YEARS ENDED JUNE 30TH

TABLE F-9

COURT	1982 Revenue	1983 Revenue	% chg 82-83	1984 Revenue	% chg 83-84	1985 Revenue	% chg. 84-85	1986 Revenue	% chg 85-86	1987 Revenue	% chg 86-87
AUGUSTA	\$660,189	\$637,172	-3.5	\$600,443	-5.8	\$696,624	16.0	\$864,544	24.1	\$1,093,871	26.5
BANGOR	591,413	696,147	17.7	702,044	0.8	837,028	19.2	938,575	12.1	1,106,843	17.9
BAR HARBOR	45,424	56,718	24.9	57,846	2.0	73,863	27.7	69,944	-5.3	107,440	53.6
BATH	231,556	252,001	8.8	236,112	-6.3	201,857	-14.5	219,098	8.5	267,491	22.1
BELFAST	171,125	153,893	-10.1	148,924	-3.2	147,521	-0.9	189,945	28.8	244,279	28.6
BIDDEFORD	584,889	576,567	-1.4	672,031	16.6	795,705	18.4	1,024,056	28.7	965,692	-5.7
BRIDGTON	109,260	130,692	19.6	80,968	-38.0	141,416	74.7	122,822	-13.1	185,961	51.4
BRUNSWICK	381,213	417,954	9.6	439,182	5.1	347,111	-21.0	368,851	6.3	372,437	1.0
CALAIS	90,134	134,619	49.4	136,957	1.7	146,002	6.6	133,329	-8.7	166,675	25.0
CARIBOU	84,759	156,257	84.4	96,832	-38.0	142,546	47.2	144,499	1.4	175,423	21.4
DOVER-FOXCRL	126,817	147,651	16.4	147,714	0.0	157,518	6.6	159,848	1.5	214,056	33.9
ELLSWORTH	193,658	307,758	58.9	356,131	15.7	343,646	-3.5	276,740	-19.5	340,534	23.1
FARMINGTON	236,886	288,931	22.0	271,938	-5.9	262,602	-3.4	277,317	5.6	291,200	5.0
FORT KENT	70,900	63,569	-10.3	70,079	10.2	70,253	0.2	73,597	4.8	67,005	-9.0
HOULTON	223,266	196,224	-12.1	144,457	-26.4	155,975	8.0	141,728	-9.1	237,717	67.7
KITTERY	451,280	524,234	16.2	711,739	35.8	747,229	5.0	880,090	17.8	877,845	-0.3
LEWISTON	558,974	596,222	6.7	635,691	6.6	668,406	5.1	814,686	21.9	910,611	11.8
LINCOLN	132,663	154,423	16.4	145,050	-6.1	198,703	37.0	172,309	-13.3	206,436	19.8
LIVERMORE FLS	55,428	64,414	16.2	119,449	85.4	69,441	-41.9	52,824	-9.5	94,548	50.5
MACHIAS	79,892	116,605	46.0	115,153	-1.2	111,867	-2.9	132,519	18.5	181,905	37.3
MADAWASKA	54,837	52,593	-4.1	40,729	-22.5	45,818	12.5	66,135	44.3	76,934	16.3
MILLINOCKET	108,829	39,036	-18.2	123,036	38.2	127,046	3.3	129,761	2.1	154,735	19.2
NEWPORT	160,866	170,738	6.1	161,742	-5.3	214,455	32.6	224,544	4.7	307,377	36.9
PORTLAND	1,598,275	1,627,984	1.9	1,861,984	14.4	1,806,914	-3.0	2,259,729	25.1	2,615,402	15.7
PRESCUE ISLE	189,372	204,829	8.2	231,123	12.8	246,809	6.8	240,693	-2.5	285,963	18.8
ROCKLAND	227,957	215,682	-5.4	253,683	17.6	306,925	21.0	294,987	-3.9	571,372	86.6
RUMFORD	158,428	155,993	-1.5	148,096	-5.1	167,603	13.2	166,552	-0.6	210,912	26.6
SKOWHEGAN	397,200	453,657	14.2	457,515	0.9	464,443	1.5	490,414	5.6	559,756	14.1
SOUTH PARIS	86,578	84,156	-2.8	102,350	21.6	119,519	16.8	143,915	20.4	169,037	17.5
SPRINGVALE	216,810	277,422	28.0	279,745	0.8	335,978	20.1	378,356	12.6	487,888	28.9
VAN BUREN	21,219	13,941	-34.3	12,945	-7.1	14,606	12.8	13,298	-9.0	17,164	29.1
WATERVILLE	259,381	353,435	36.3	420,567	19.0	422,807	0.5	545,192	28.9	664,241	21.8
WISCASSET	199,532	227,885	14.2	196,836	-13.6	225,211	14.4	252,666	12.2	289,994	14.8
TOTAL	\$8,759,010	\$9,599,392	9.6	\$10,179,071	6.0	\$10,813,447	6.2	\$12,273,563	13.5	\$14,497,824	18.1
ADMIN. COURT (Portland)	\$72,903	\$50,113	-31.3	\$119,461	138.4	\$93,002	-22.1	\$82,932	-10.8	\$100,672	21.4
GRAND TOTAL	\$8,831,913	\$9,649,505	9.3	\$10,298,532	6.7	\$10,906,449	5.9	\$12,356,495	13.3	\$14,598,496	18.1

District Court Building Fund

Pursuant to 4 MRSA §163(3), \$3,000 per month is transferred from the District Court appropriations to the District Court Building Fund. This fund is "to be used solely for the building, remodeling and furnishing of quarters for the District Court.....". Monies in this fund are carried forward from year to year.

The balance forward from fiscal year 1986 was \$90,479. The addition of \$36,000 from the appropriation and \$7,000 from the Bureau of Public Improvements for fiscal year 1987 brought the total available fund to \$133,479. Of this amount \$70,101 was spent during the year to replace equipment and for renovations in Portland, Brunswick, Lewiston, Augusta, Biddeford, Kittery Springvale, Rockland, Belfast, Farmington, Bangor, Caribou, Houlton, Madawaska, and Fort Kent court locations, and of the \$7,000, \$26 lapsed back to the general fund leaving a year-end balance of \$63,352.

## COURT STRUCTURE

### History

Until separation in 1820, Maine was a part of Massachusetts and therefore included in the Massachusetts court system. However, in 1820, Article VI, Section I of the new Maine Constitution established the judicial branch of government stating: "The judicial power of the State shall be vested in a Supreme Judicial Court, and such other courts as the Legislature shall from time to time establish". From the start of statehood, the Supreme Judicial Court was both a trial court and an appellate court or "Law Court". The new State of Maine also adopted the same lower court structure as existed in Massachusetts, and the court system remained unchanged until 1852. The Court Reorganization Act of 1852 increased the jurisdiction of the Supreme Judicial Court to encompass virtually every type of case, increased the number of justices and authorized the justices to travel in circuits. The Probate Courts were created in 1820 as county-based courts and have remained so to date.

The next major change in the system came in 1929, when the Legislature created the statewide Superior Court to relieve the overburdened Supreme Judicial Court. Meanwhile, the lower courts continued to operate much as they always had until 1961 when the municipal courts and the trial justices system were abolished and the new District Court created. The most recent change to the Maine Judicial System occurred in 1978 with the addition of the Administrative Court.

### Supreme Judicial Court and Law Court

The Supreme Judicial Court is the governing body of the Judicial Department and, sitting as the Law Court, it is the court of final appeal. The Law Court hears appeals of civil and criminal cases from the Superior Court; appeals from final judgments, orders and decrees of the Probate Court; appeals of decisions of the Public Utilities Commission and the Workers Compensation Commission's Appellate Division; appeals from the District Court in parental rights termination and foreclosure cases; interlocutory criminal appeals from the District and Superior Courts; and appeals of decisions of a single justice of the Supreme Judicial Court. A justice of the Supreme Judicial Court has jurisdiction to hear, with his consent, non-jury civil actions, except divorce or annulment of marriage, and can be assigned by the chief justice to sit in the Superior Court to hear cases of any type, including post-conviction matters and jury trials. In addition, the Supreme Judicial Court defines and regulates the practice of law and the conduct of attorneys in Maine by the promulgation of the Maine Bar Rules, published in the annual Maine Rules of Court. It is also the ultimate authority for admitting lawyers to the bar, and for administering lawyer discipline including disbarment. The justices of the Supreme Judicial Court make decisions regarding legislative apportionment and render advisory opinions concerning important questions of law on solemn occasions when requested by the governor, Senate or House of Representatives. Three members of the Supreme Judicial Court, appointed by the chief justice, serve as the Appellate Division for the review of criminal sentences of one year or more.

By statute, the chief justice is head of the Judicial Department, and the Supreme Judicial Court has general administrative and supervisory authority over the Judicial Department.

The Supreme Judicial Court has seven members: the chief justice and six associate justices. The justices are appointed by the governor for seven-year terms, with the consent of the Legislature. The court determines the number, time and place of its terms depending on the volume of cases. The court sits in Portland four times a year and in Bangor twice a year. Each term runs from two to three weeks and handles from 50 to 60 cases.



Upon retirement, a Supreme Judicial Court justice may be appointed an active retired justice by the governor for a seven-year term, with the consent of the Legislature. On assignment by the chief justice, an active retired justice has the same authority as an active justice, and may sit in either the Supreme Judicial Court or the Superior Court. As of the end of 1987, there were three active retired justices of the Supreme Judicial Court.

### Superior Court

The Superior Court was created by the Legislature in 1929 as Maine's trial court of general jurisdiction. The court has original jurisdiction over all matters (either exclusively or concurrently with other courts) that are not within the exclusive jurisdiction of the District Court. This is the only court in which civil and criminal jury trials are held. In addition, justices of this court hear appeals on questions of law from the District Court and from the Administrative Court.

There are 16 justices of the Superior Court who hold sessions of the Court in each of the 16 counties. The justices are appointed by the governor for seven-year terms, with the consent of the Legislature. A single justice is designated by the chief justice of the Supreme Judicial Court to serve as the chief justice of the Superior Court.

Upon retirement, a Superior Court Justice may be appointed an active retired justice by the governor for a seven-year term, with the consent of the Legislature. On assignment by the Superior Court chief justice, an active retired justice has the same authority as an active justice. As of the end of 1987, there were two active retired justices of the Superior Court.

### District Court

The District Court was created by the Legislature in 1961 as Maine's court of limited jurisdiction. The court has original jurisdiction in non-felony criminal cases, traffic infractions and civil violations, can accept guilty pleas in felony cases and conducts probable cause hearings in felony cases. The court has concurrent jurisdiction with the Superior Court in divorce, non-equitable civil cases involving not more than \$30,000, and also may grant equitable relief in cases of unfair trade practices and in cases involving local land use violations. In practice, the District Court hears virtually all child abuse and neglect cases, termination of parental rights cases, protection from abuse cases and cases involving local land use violations. The District Court is the small claims court (for cases involving not more than \$1400) and the juvenile court. In addition, the court hears mental health, forcible entry and detainer, quiet title and foreclosure cases. It is the only court available for the enforcement of money judgments.

There are 24 judges in the District Court; the chief judge, who is designated by the chief justice of the Supreme Judicial Court, 9 judges-at-large who serve throughout the state, and 15 resident judges (including the chief judge) who sit principally within the districts where they live. The judges are appointed by the governor for seven-year terms, with the consent of the Legislature. On assignment by the chief justice of the Supreme Judicial Court, District Court judges may also sit in the Superior Court.

Upon retirement, a District Court judge may be appointed an active retired judge by the governor for a seven-year term, with the consent of the Legislature. On assignment by the chief judge, an active retired judge has the same authority as an active judge. As of the end of 1987, there were six active retired judges of the District Court.

## Administrative Court

The Administrative Court was created by the Legislature in 1973 and became a part of the Judicial Department in 1978. Prior thereto, the Administrative Court had jurisdiction over suspension and revocation of licenses by a specific list of executive agencies. Effective July 1, 1978, the Legislature substantially expanded the jurisdiction of the Administrative Court. Other than in emergency situations, the Administrative Court was granted exclusive jurisdiction upon complaint of an agency (or, if the licensing agency fails or refuses to act within a reasonable time, upon complaint of the Attorney General), to revoke or suspend licenses issued by the agency, and original jurisdiction upon complaint of a licensing agency to determine whether renewal or issuance of a license of that agency may be refused. Effective in 1983, the Administrative Court also was granted exclusive jurisdiction to hear appeals from disciplinary decisions of the Real Estate Commission.

There are two judges of the Administrative Court; the Administrative Court judge and the Associate Administrative Court judge. The judges must be lawyers and are appointed by the governor for seven-year terms, with the consent of the Legislature. On assignment by the chief justice of the Supreme Judicial Court, Administrative Court judges regularly sit in the District Court and in the Superior Court, almost exclusively in Portland.

## JUDICIAL RESOURCES

### Scheduling

In the District Court, resident judges serve in the district to which they are appointed by the governor, although occasionally they may assist in other districts in emergency instances. There are eight at-large judges who are scheduled by the deputy chief judge on a monthly basis. Seven District Court locations require the services of an at-large judge every month, leaving only one judge available to cover special assignments and vacancies due to illness, vacations, and educational conferences, and to assist courts experiencing particular backlog problems.

The chief justice of the Superior Court assigns Superior Court justices to serve throughout the state, although justices serve primarily in a few courts close to their homes for most of the year. On a monthly or bi-monthly basis, the court administrators, in coordination with justices, clerks and attorneys, prepare schedules detailing the daily work of justices and court reporters, for approval by the chief justice.

### Use of Active Retired Justices and Judges

Upon retirement, any justice of the Supreme Judicial Court or Superior Court, or any judge of the District Court, may be appointed by the governor to active retired status. These members of the judiciary render invaluable service by their availability to serve throughout the state assisting overburdened courts. During 1987, three active retired Supreme Judicial Court justices, two active retired Superior Court justices, and six active retired District Court judges served a total of 679 days, equivalent to the work of three full-time judges.

## STATE COURT CASELOAD SUMMARY

Caseloads throughout Maine's state court system have undergone significant changes during the past several years. There are characteristic differences in 1987 court caseload compared to that of the 1970's, but these changes are difficult to quantify. For instance, statistics cannot demonstrate the degree to which civil litigation has become increasingly complex, and it is often impossible to document the actual impact of new legislation each year. Nonetheless, the statistics summarized on the following page and detailed in the appendices to this report should provide a basic understanding of state court caseload.

In the Law Court, incoming filings increased by 8.7%, compared to last year. There were 565 cases filed and 492 cases disposed of. In cases for which opinions were written, the average time from notice of appeal to final disposition by the Law Court was nine months. The Court wrote 108 opinions in criminal cases and 193 opinions in civil cases. It took an average of 59 days for a case to proceed from oral argument to disposition, about one-half the time required in 1980.

The Superior Court is the state's court of general jurisdiction. There were 17,643 cases filed in 1987, of which 29% were civil cases. Statewide, 1987 was the sixth year during which civil dispositions exceeded civil filings, resulting in the lowest level of pending civil caseload in recent history. The average civil case required 511 days to reach disposition, a 3.4% decrease from 1986. Of the 5,320 civil dispositions during 1987, almost one-half were dismissed upon agreement of the parties. The 237 civil jury trials accounted for 4.5% of all dispositions. It took an average of 2.5 years for a civil case to reach jury trial during 1987.

The number of criminal filings in the Superior Court rose to an all-time high of 11,662 in 1987, a 4.9% increase over the record previously set in 1986. Although dispositions rose by over 14%, the 11,229 dispositions still fell short of incoming filings, resulting in a pending caseload of over 7200 cases. It should be noted, however, that 32% of all pending criminal cases are pending as a result of outstanding warrants of arrest. One-half of all criminal case filings were transfers from the District Court involving Class D and Class E proceedings. Cases involving murder, class A, class B and class C crimes (formerly classified as felonies) constituted 30% of the state's criminal caseload. A total of 54% of all dispositions were convictions, while dismissals by either the court or the District Attorney accounted for nearly 30%. Of the 6,130 convictions, 92% were by a plea of guilty. The 504 criminal jury trials accounted for 4% of all criminal dispositions.

The state's major court of limited jurisdiction is the District Court. The Court has witnessed a large increase in caseload during the past year, reaching an all-time high of 293,896 filings, a 9.5% increase over 1986. Civil violations and traffic infractions, the case category responsible for 47% of the Court's caseload, totaled 138,382, 12% more than the number filed in 1986.

The Administrative Court has jurisdiction over the suspension and revocation of administrative agency licences. Almost all of this Court's caseload originates from the Bureau of Liquor enforcement. In 1987, there was a total of 341 filings in the Administrative Court, a 6.3% decrease over the level reported last year.

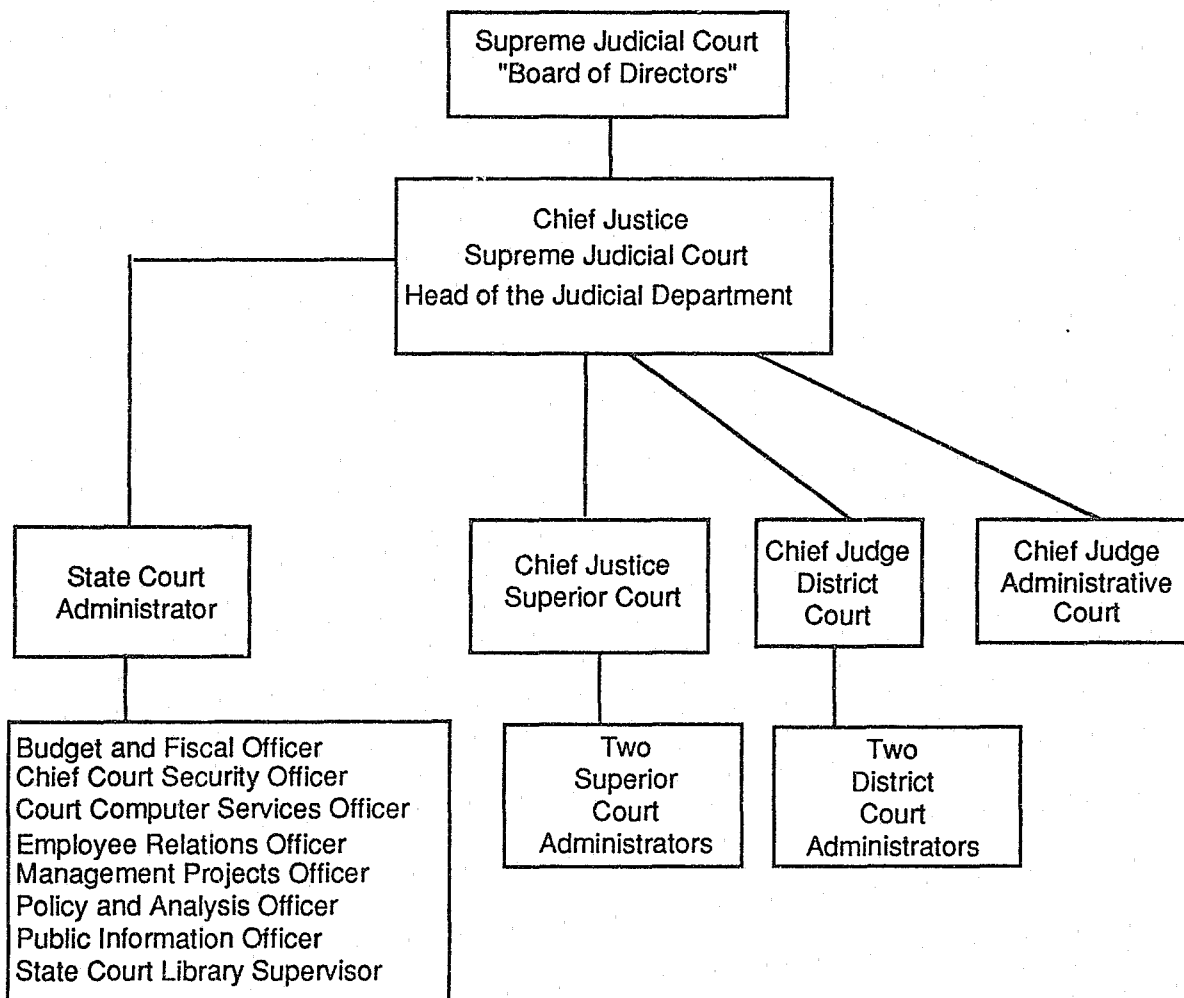
**STATE COURT CASELOAD SUMMARY**

Calendar Year	1980	1981	1982	1983	1984	1985	1986	1987	% change 1980-1987
<b>LAW COURT</b>									
Filings	513	521	478	486	513	518	520	565	10.1
Dispositions	384	549	468	480	493	520	516	492	28.1
<b>SUPERIOR COURT</b>									
Filings	17,255	17,309	16,898	16,703	15,522	17,738	17,766	17,643	2.2
Dispositions	16,578	16,612	15,859	17,001	16,768	16,794	17,978	17,276	4.2
<b>DISTRICT COURT</b>									
Filings	231,157	228,523	215,471	227,920	220,717	248,869	268,355	293,896	27.1
Dispositions	222,261	226,092	215,270	224,496	213,217	235,635	256,825	277,520	24.9
<b>ADMINISTRATIVE COURT</b>									
Filings	330	311	285	349	422	278	364	341	3.3
Dispositions	258	298	307	320	424	290	378	309	19.8
<b>TOTAL CASELOAD</b>									
Filings	249,255	246,664	233,132	245,458	237,174	267,403	287,005	312,445	25.4
Dispositions	239,481	243,551	231,904	242,297	230,902	253,239	275,697	295,597	23.4

## COURT ADMINISTRATION

The administrative structure of the Maine Judicial Department is similar to that of a corporation. The Supreme Judicial Court serves as the Department's "board of directors" and by statute has general administrative and supervisory authority over the Department. This authority is exercised by promulgating rules, issuing administrative orders, establishing policies and procedures, and generally advising the chief justice. The chief justice is designated as head of the Judicial Department and is assisted by the state court administrator. Each of the four operating courts has a single administrative head, responsible to the chief justice, who also heads the Law Court. The chief justice in the Superior Court and the chief judge in the District Court are each assisted by two court administrators. All three chiefs, together with the state court administrator, the trial court administrators, and some members of the Administrative Office of the Courts, meet at least every other month to address administrative and policy issues, although each court's chief meets with his respective administrators on a more frequent basis.

### JUDICIAL DEPARTMENT MANAGEMENT STRUCTURE



**STATUTORY RESPONSIBILITIES OF  
THE ADMINISTRATIVE OFFICE OF THE COURTS**

The Administrative Office of the Courts was created in 1975. The office is directed by the state court administrator who is appointed by and serves at the pleasure of the chief justice. The Administrative Office staff is appointed by the state court administrator with the approval of the chief justice, and includes the following positions: accountant, three accounting clerks, budget and fiscal officer, chief court security officer, court computer services officer, court programmer analyst, employee relations officer, management projects officer, policy and analysis officer, public information officer, purchasing manager/accountant, two secretaries and state court library supervisor.

Pursuant to 4 M.R.S.A. §17, the state court administrator's responsibilities are as follows:

1. **Continuous survey and study.** Carry on a continuous survey and study of the organization, operation, condition of business, practice and procedure of the Judicial Department and make recommendations to the Chief Justice concerning the number of judges and other judicial personnel required for the efficient administration of justice. Assist in long and short range planning;
2. **Examine the status of dockets.** Examine the status of dockets of all courts so as to determine cases and other judicial business that have been unduly delayed. From such reports, the administrator shall indicate which courts are in need of additional judicial personnel and make recommendations to the Chief Justice, to the Chief Justice of the Superior Court and to the Chief Judge of the District Court concerning the assignment or reassignment of personnel to courts that are in need of such personnel. The administrator shall also carry out the directives of the Chief Justice as to the assignment of personnel in these instances;
3. **Investigate complaints.** Investigate complaints with respect to the operation of the courts;
4. **Examine statistical systems.** Examine the statistical systems of the courts and make recommendations for a uniform system of judicial statistics. The administrator shall also collect and analyze statistical and other data relating to the business of the courts;
5. **Prescribe uniform administrative and business methods, etc.** Prescribe uniform administrative and business methods, systems, forms, docketing and records to be used in the Supreme Judicial Court, in the Superior Court and in the District Court;
6. **Implement standards and policies set by the Chief Justice.** Implement standards and policies set by the Chief Justice regarding hours of court, the assignment of term parts and justices;
7. **Act as fiscal officer.** Act as fiscal officer of the courts and in so doing:
  - a. Maintain fiscal controls and accounts of funds appropriated for the Judicial Department;
  - b. Prepare all requisitions for the payment of state moneys appropriated for the maintenance and operation of the Judicial Department;
  - c. Prepare budget estimates of state appropriations necessary for the maintenance and operation of the Judicial Department and make recommendations with respect thereto;

d. Collect statistical and other data and make reports to the Chief Justice, to the Chief Justice of the Superior Court and to the Chief Judge of the District Court relating to the expenditures of public moneys for the maintenance and operation of the Judicial Department;

e. Develop a uniform set of accounting and budgetary accounts for the Supreme Judicial Court, for the Superior Court and for the District Court and serve as auditor of the Judicial Department;

8. Examine arrangements for use and maintenance of court facilities. Examine the arrangements for the use and maintenance of court facilities and supervise the purchase, distribution, exchange and transfer of judicial equipment and supplies thereof;

9. Act as secretary. Act as secretary to the Judicial Conference;

10. Submit an annual report. Submit an annual report to the Chief Justice, Legislature and Governor of the activities and accomplishments of the office for the preceding calendar year;

11. Maintain liaison. Maintain liaison with executive and legislative branches and other public and private agencies whose activities impact the Judicial Department;

12. Prepare and plan clerical offices. Prepare and plan for the organization and operation of clerical offices serving the Superior Court and the District Court;

13. Implement preservice and inservice educational and training programs. Develop and implement preservice and inservice educational and training programs for nonjudicial personnel of the Judicial Department;

14. Perform duties and attend other matters. Perform such other duties and attend to such other matters consistent with the powers delegated herein assigned to him by the Chief Justice and the Supreme Judicial Court; and,

15. Provide for court security. Plan and implement arrangements for safe and secure court premises to ensure the orderly conduct of judicial proceedings. This includes the authority to contract for the services of qualified deputy sheriffs as needed on a per diem basis to perform court security-related functions and services. "Qualified deputy sheriffs" means those individuals who hold valid certification as law enforcement officers, as defined by the Maine Criminal Justice Academy, pursuant to Title 25, chapter 341, to include successful completion of such additional training in court security as provided by the academy. When under such contract and then only for the assignment specifically contracted for, the qualified deputy sheriffs shall have the same duties and powers throughout the counties of the State as sheriffs have in their respective counties. The persons performing such contractual services shall not be considered employees of the State for any purpose. They shall be paid a reasonable per diem fee plus reimbursement of their actual, necessary and reasonable expenses incurred in the performance of their duties, consistent with policies established by the State Court Administrator.

## ACTIVITIES AND PROJECTS DURING 1987

### Court Facilities

#### Trial Court Facilities:

District and Superior Court administrators continued to work with local developers, county commissioners and municipal officials during 1987 to facilitate necessary court improvements and to promote barrier free access in all trial courts.

New facilities were completed in Bath, Belfast and Farmington. In Bath, construction on an annex to the Sagadahoc County Courthouse was completed in late summer. The \$1.25 million project included complete renovation of the Superior Court courtroom, new facilities for jurors, the clerk of courts, conference and public waiting areas as well as other related trial court functions. A \$485,000 addition and renovation to the Belfast District Court was also completed. The District Court in Farmington moved from the basement of the county courthouse to the newly created state government center.

Architectural planning and design continues for a new District, Superior and Administrative Court facility in Portland as well as a new District Court in Bridgton. Groundbreaking for the new Cumberland County parking garage is expected to occur during the spring of 1988, while construction of the courthouse addition is expected to begin later in the year. Construction of a new facility to house municipal offices and the Maine District Court in Bridgton is expected to begin in the spring of 1988. Requests for Proposals for new or renovated District Court facilities in Calais, Kittery and Bath/Brunswick are expected to be considered in 1988.

#### Handicapped Access:

Significant progress was made in 1987 to insure trial court accessibility for physically handicapped persons. As of the end of the year, 28 of the 33 District Court locations were in compliance with American National Standards Institute, Inc. (ANSI) accessibility standards. The remaining court facilities in Bridgton, Presque Isle, Calais, Bar Harbor and Machias are expected to be addressed through a variety of planned construction and renovation projects. In addition, renovations to the two remaining Superior Court facilities in Kennebec County and Washington County are expected to be completed in early 1988.

#### Proposed Supreme Judicial Court Building in Augusta:

During 1986, the Supreme Judicial Court Relocation Commission (a legislative study commission) held a series of hearings concerning the feasibility of constructing a Supreme Judicial Court Building in Augusta, and in January of 1987, issued a final report. The report included the following recommendations: the Supreme Judicial Court, the chief justice of the Superior Court, the chief judge of the District Court and the Administrative Office of the Courts should be relocated to the city of Augusta; funding for a court planner should be secured to develop space requirements, design guidelines and further cost estimates; the new facility should be designed using a design competition; the new facility should be financed with a general fund bond issue election; and a commission to succeed the Relocation Commission be established to oversee the work of the court planner and supervise the design competition. Draft legislation was before the First Regular Session of the 113th Legislature, but it was tabled for consideration during the Second Regular Session in 1988.



## Court Security Services

During 1987, the Judicial Department received federal funds under the Justice Assistance Act to enhance the quality of court security services throughout the state. In addition to funding the position of court security services officer, physical and electronic security equipment were installed in many courtrooms.

In cooperation with the Maine Sheriffs' Association and the Criminal Justice Academy, 109 county deputy sheriffs were trained in the basics of court security at a week long seminar designed and delivered by the court security services officer during 1987. The cost of this training effort, considered to be the best means of improving the quality of the court security services, was assumed by the Judicial Department.

Under current Maine law, the Judicial Department reimburses the county for all reasonable expenses associated with providing court security services. These costs are essentially determined by the county, which has the sole authority to recruit and select the deputies assigned to the court security function on a regular basis. Local labor agreements and personnel policies control the pay rates and fringe benefits of these employees. During fiscal year 1987, the Judicial Department paid \$900,737 to Maine counties for court security services in both the Superior Court and District Court. In an effort to evaluate the current level of service and to identify additional security needs at each court location, a site by site evaluation/review process was begun to identify responsible cost controls and alternatives to current practices wherever possible.

As in other states, Maine has found that incidents of courtroom disorder are on the increase, and a number of individuals have sought to influence the judicial process by threatening the judge, jurors and/or witnesses. The number of threat-related matters handled by the court security services officer are presented below.

	<u>1985</u>	<u>1986</u>	<u>1987*</u>
<u>Superior Court</u>			
Specific Threats	5	2	11
General Threats	6	6	14
Bomb Threats	0	0	1
High Risk Trials/Hearings	5	16	7
<b>Sub Total</b>	<b>16</b>	<b>24</b>	<b>33</b>
<u>District Court</u>			
Specific Threats	2	3	9
General Threats	3	5	9
Bomb Threats	2	0	0
High Risk Trials/Hearings	0	2	6
<b>Sub Total</b>	<b>7</b>	<b>10</b>	<b>24</b>
<u>Total</u>			
Specific Threats	7	5	20
General Threats	9	11	23
Bomb Threats	2	0	1
High Risk Trials/Hearings	5	18	13
<b>Grand Total</b>	<b>23</b>	<b>34</b>	<b>57</b>

\*1987 represents the first full year of comprehensive data collection. During 1985 and until June 30, 1986, the court security services officer was a contractual employee, and only received requests for assistance from local officials in extreme cases. When the officer became a full-time permanent employee, local officials relied on him more extensively.

### Court Automation

After the Rockland District Court served as the pilot site in Maine for the introduction of computerized case management in 1985, significant progress continued during 1986 to computerize the District Court at other locations. During 1986, the courts located in Biddeford, Portland and Bangor were fully automated, and new versions of software programs were written to enhance the system. In 1987, a total of 21 courts were automated. The Technology Task Force, chaired by the Deputy Chief Judge of the District Court, met throughout the year to review progress and set priorities. Plans for 1988 include computerization of criminal and traffic caseload for the remaining District Court locations and software development and computerization for criminal cases in the Superior Court.

### Juror Orientation Program

During 1987, the Administrative Office of the Courts, on behalf of the Superior Court, applied to the Maine Bar Foundation for a grant to develop a videotaped juror orientation presentation. A grant was awarded in the fall, and as of the end of the year, plans were underway to hire a video consultant to develop such a program.

### Automated Personnel System

At the request of the Legislature, the Judicial Department joined with the Maine Bureau of Human Resources to integrate judicial and non-judicial personnel records as part of the ongoing process of automating state government personnel information. The new system will provide on-line access to such information and will also facilitate reporting and position control requirements.

### Personnel/Employee Relations

From January through December, 1987, the Judicial Department bargaining team met with the Maine State Employees Association (MSEA) coalition bargaining teams and concluded a second two year agreement covering three units. The collective bargaining agreements are expected to receive legislative approval in 1988.

In 1987, one associate justice of the Supreme Judicial Court was reappointed. Two Superior Court justices received new seven-year terms. One judge of the District Court was appointed to another term of office and two new District Court judges were appointed by the first term Governor. A long-time District Court judge retired in 1987.

Eight reclassification/reallocation requests were processed in 1987. One grievance reached the permanent umpire stage during the calendar year. Some 15 other grievances were resolved at various levels of the process. The Governor borrowed the Judicial Department negotiator to negotiate the five MSEA units, consisting of 10,000 members, and negotiations were concluded within two weeks of the expiration date of the 1987 pacts.

### Judicial Education

The annual Judicial Conference was held September 27-29, 1987 at Sugarloaf U.S.A. In addition to the collegial meetings held by the justices/judges, subjects such as judicial conduct,

child abuse expert testimony, and court appointed counsel in criminal and child protective cases were covered in depth through forums including guest speakers and judicial panel members. At the conclusion on the conference, Governor John R. McKernan, Jr. addressed the judiciary at the traditional luncheon.

Three recently appointed District Court judges attended the general jurisdiction program at the National Judicial College in Nevada. Other members of the judiciary attended various professional and specialty programs throughout the year.

### Non-Judicial Education

The District Court clerks held a conference in Waterville in September covering a wide variety of subjects including computerization, labor relations grievance exercises and updates concerning new legislation. Likewise, the Superior Court clerks met as a group in Augusta to discuss areas of common concern. As many as twelve employees availed themselves of courses ranging from one day programs to full semester undertakings.

### County Law Libraries

Legislation enacted in 1981 (4 M.R.S.A. §191 et seq) regionalized the 18 law libraries located in Maine's county courthouses and created the State Court Library Committee with seven members appointed by the chief justice of the Supreme Judicial Court. The libraries are assigned to one of four tiers (based on collection size and potential use), and the state court library supervisor is charged with the general supervision of their professional functions.

Over forty trips by the supervisor to the various courthouses this year included meetings with local library committees to discuss collection development, alternatives to hard copy to help solve space problems, and personnel. One library (Somerset) was moved to smaller quarters and Sagadahoc was provided new space in the courthouse addition. Both required collections appraisals and planning for the best possible use of the available space.

In addition to working directly with the libraries, the librarian supervised the retrospective conversion of Supreme Judicial Court briefs to microfiche. Copies were distributed to Cleaves Law Library (Portland), Penobscot County Law Library (Bangor), the University of Maine School of Law (Portland), and the Maine State Law and Legislative Library (Augusta), enabling all four libraries to acquire considerably more shelf space. Masters are on file at the Administrative Office of the Courts.

### Maine to Host National Conference in 1988

Members of the Administrative Office of the Courts continued to work with the National Center for State Courts in planning the National Conference of Chief Justices and State Court Administrators to be held at the Samoset Resort in Rockland from July 31 through August 4, 1988. The annual conference will be held without any additional appropriation of state funds.

### 1987 Maine Criminal Justice Sentencing Institute

On December 3-4, 1987, the fifth Maine Criminal Justice Sentencing Institute was held at the Augusta Civic Center. Approximately 150 persons attended from all facets of the criminal justice community: judges, district attorneys, Attorney General's criminal division attorneys, defense attorneys, law enforcement officers, Department of Corrections' personnel, substance abuse and mental health professionals, Judicial Council members, and members of the general public. Pursuant to statute (4 M.R.S.A. §454), the purpose of the Institute is ".....to provide a continuing forum for the regular discussion of the most appropriate methods of sentencing convicted offenders..."

The 1987 Institute featured presentations and panel discussions concerning alcohol and drug abuse and its effect on criminal activity, the treatment of sex offenders and handling youthful offenders.

### Bicentennial of the United States Constitution

During the 1986 legislative session, the Maine Commission to Commemorate the Bicentennial of the United States Constitution was created. Throughout 1987, many events and celebrations were held around Maine to emphasize the significance of the United States Constitution as our foundation of law. Much of the activity centered in the state's schools, where students studied, participated in reenactments of milestones in our constitutional history, and listened to many special presentations about the Constitution. Towns and cities throughout the state planned events which involved citizens in such activities as conferences, concerts, films, encampments, debates, parades, contests, exhibits and lectures.

The Commission itself sponsored two highlights of the year---a July 4th celebration at the Pownalboro Courthouse in Dresden and the September 17th anniversary celebration held in Portland. In addition to festivities, the September celebration included an historic joint session of federal and state court judges during which new citizens were sworn in by the federal court, and new lawyers were sworn to practice in the State of Maine.

### Legislative Highlights

Overview: During the 1987 legislative session, the Judicial Department Legislation Committee met regularly and continued to monitor legislation affecting the courts. Throughout the session, Administrative Office of the Courts' staff reviewed all proposed legislation and prepared fiscal and programmatic impact statements. The following listing portrays the legislation enacted in 1987 significantly impacting the Judicial Department.

#### Listing:

Recodification of Public Utilities statutes setting forth appeal procedures to the Superior Court (P.L.1987, ch.141)

Electronic recording of Superior Court or District Court cases in an Administrative Court facility (P.L.1987, ch.152)

Pilot indigency screening units for defendants requesting court appointed counsel (P.L.1987, ch.154)

Major changes in the enforcement of money judgments in District Court (P.L.1987, ch.184)

Imposition of 10% surcharge for a Jail Operations Surcharge Fund (P.L.1987, ch.339) (clerks must account for monies, AOC must consolidate and report to State Treasurer amounts to be rebated to counties.)

New procedures for collecting fines in civil violations and traffic infractions cases (P.L.1987, ch.414)

Creation of the Maine Court Facilities Authority (P.L.1987, ch.438)

Revision of laws concerning harassment; creates new "protection from harassment" type of case in the District Court (P.L.1987, ch.515)

### Committee on Judicial Responsibility and Disability

The Committee on Judicial Responsibility and Disability was created by the Supreme Judicial Court by court order dated June 26, 1978, effective July 5, 1978. The Committee is empowered to receive and investigate complaints of judicial misconduct and disability. Judicial misconduct is defined by the Maine Code of Judicial Conduct, which was promulgated by the Supreme Judicial Court. By order of the Court, the Code of Judicial Conduct is binding on all state judges, except only the first three canons apply for judges of probate.

The Committee on Judicial Responsibility and Disability consists of seven members appointed by the Supreme Judicial Court. Two members are either active or active retired justices of the Superior Court, active or active retired judges of the District Court, or active judges of probate. Two members are attorneys at law admitted to practice in the State of Maine, and three members are representatives of the general public of the State of Maine. The public and attorney members are appointed by the Supreme Judicial Court upon the recommendation of the Governor. Four alternate members are also appointed to serve with respect to any matter from which a regular member is excused or otherwise unavailable.

Proceedings before the Committee are typically begun upon receipt of a complaint concerning the conduct of a judge. If the Committee members decide that the facts stated appear to come within its authority, a copy of the complaint is submitted to the judge involved for his response, followed by an investigation and decision on whether an evidentiary hearing is necessary. The Committee cannot impose disciplinary sanctions. Its findings and conclusions, together with recommendations, are reported to the Supreme Judicial Court and thereafter, the matter is in the hands of the Court. The Committee may also seek informal correction of any judicial conduct or practice that may create an appearance of judicial misconduct.

Upon written request of the Governor or the Legislature's Joint Standing Committee on the Judiciary, in connection with consideration of the appointment of a sitting judge, the Committee is directed to provide information on any complaints made against that judge and the Committee's disposition thereof. The Committee annually provides a summary of each year's activities to the Supreme Judicial Court.

Complaints may be lodged by writing: Professor Merle W. Loper, Executive Secretary, Committee on Judicial Responsibility and Disability, P.O. Box 8058, Portland, Maine 04104. A booklet containing the Committee's rules and court orders is available upon request.

## Maine Judicial Council

As set forth in 4 M.R.S.A. § 451, the purpose of the Judicial Council is to "make a continuous study of the organization, rules, and methods of procedures and practices of the judicial system of the State, the work accomplished, and the results produced by that system and its various parts."

The Council consists of the following members: the chief justice of the Supreme Judicial Court (chairman, ex officio), the attorney general, the chief justice of the Superior Court, the chief judge of the District Court, the dean of the University of Maine Law School, an active or retired justice of the Supreme Judicial Court, one justice of the Superior Court, one judge of the District Court, one judge of a Probate Court, one clerk of courts, two lawyers, and six laypersons, the latter to be appointed by the governor for such periods not exceeding four years, as he may determine. The executive secretary, by contract, provides all executive services to the Council.

The full Council met on five occasions during 1987. During the legislative session, the Council was involved with measures supporting probate reform and a reform of court fine collection procedures.

In the fall of 1987, after more than two year's effort, the Council published A Citizen's Guide to the Maine Courts, with an initial printing of 25,000 copies. Broad dissemination of the Guide to the public was accomplished by mass mailing to public schools, criminal justice agencies and all court offices.

In December, the Council voted to conduct an experiment to extend mediation to Superior Court civil actions. The experiment, for which legislative funding is to be sought, would commence in the fall of 1988 in two counties. Also in December, the Council sponsored the Maine Criminal Justice Sentencing Institute, held for two days at the Augusta Civic Center.

## Members of the Maine Judicial Council

Chief Justice Vincent L. McKusick, chair  
Associate Justice Robert W. Clifford, Supreme Judicial Court  
Chief Justice Morton A. Brody, Superior Court  
Justice Herbert T. Silsby, II  
Chief Judge Bernard M. Devine  
Deputy Chief Judge Alan C. Pease  
Probate Judge James P. Dunleavy  
Madeleine R. Freeman  
Maurice Harvey, Director, Criminal Justice Academy  
Perry M. Hudson  
Eugene Mawhinney, Professor, University of Maine, Orono  
Joyce M. Page, Superior Court Clerk, Waldo County  
Cecelia B. Rhoda, Register of Probate, Aroostook County  
C.R. deRochemont  
Peter J. Rubin, Esq.  
Attorney General James E. Tierney  
Fredda F. Wolf, Esq.  
L. Kinvin Wroth, Dean, University of Maine Law School

## Executive Secretary

Murrough H. O'Brien, Esq.

## COMMITTEES OF THE JUDICIAL DEPARTMENT

### Committee Listing

There are numerous functional committees within the Judicial Department. The purpose of these committees, which include judges, lawyers, and private citizens, is to assist the Supreme Judicial Court, as well as the chief justice of the Supreme Judicial Court, the Superior Court chief justice, and the District Court chief judge in carrying out their respective responsibilities.

The committee listing below is organized by appointing authority, with the exception of the Board of Bar Examiners whose members are appointed by the Governor upon recommendation by the Supreme Judicial Court. The following pages list all committee members as of the end of 1986.

### SUPREME JUDICIAL COURT

Committee on Court-Bar Association Relations  
Board of Examiners for the Examination of Applicants for Admission to the Bar  
Board of Overseers of the Bar  
Civil Rules Committee  
Committee on Judicial Responsibility and Disability  
Committee on Professional Responsibility  
Criminal Rules Committee  
Evidence Rules Committee  
Judicial Records Committee  
Probate Rules Committee

### CHIEF JUSTICE

Committee on Continuing Judicial Education  
Committee on Court-Appointed Counsel  
Committee on Judicial Conference (1986,1987)  
Court Mediation Committee  
Judicial Department Legislation Committee  
Judicial Policy Committee  
State Court Library Committee

### SUPERIOR COURT CHIEF JUSTICE

Superior Court Civil Forms Committee  
Superior Court Criminal Forms Committee

### DISTRICT COURT CHIEF JUDGE

District Court Civil Forms Committee  
District Court Criminal Forms Committee  
District Court Policy and Advisory Committee

Committee Membership

**APPOINTING AUTHORITY: SUPREME JUDICIAL COURT**

COMMITTEE ON COURT-BAR ASSOCIATION RELATIONS

Lewis V. Vafiades, Esq., chair  
Samuel W. Collins, Jr., Esq.  
Joseph M. Hochadel, Esq.  
E. Allen Hunter, Esq.  
Robert E. Hirshon, Esq.  
Frederick G. Taintor, Esq.  
Donna Zeegers, Esq.  
Assistant Attorney General Philip F.W. Ahrens, III, member  
ex officio, by designation of the Attorney General  
Consultant:  
Dean L. Kinvin Wroth  
Judicial Liaison:  
Assoc. Justice David G. Roberts  
Assoc. Justice Caroline D. Glassman

BOARD OF EXAMINERS FOR THE EXAMINATION OF APPLICANTS FOR ADMISSION TO THE BAR

Arthur E. Strout, Esq., chair  
Kathleen Barry, Esq.  
Edith L. Hary  
William J. Kayatta, Esq.  
Edward H. Keith, Esq.  
James H. Kendall, Esq.  
Constance P. O'Neil, Esq.  
Gary A. Severson, Esq.  
Judicial Liaison:  
Assoc. Justice David A. Nichols

BOARD OF OVERSEERS OF THE BAR

Louise P. James, chair  
Chadbourn H. Smith, vice-chair  
Diane S. Cutler  
Roger S. Elliott, Esq.  
Susan R. Kominsky, Esq.  
Donald H. Marden, Esq.  
Richard A. McKittrick, Esq.  
Mark V. Schnur  
Peter B. Webster  
Judicial Liaison:  
Assoc. Justice Caroline D. Glassman



**APPOINTING AUTHORITY: SUPREME JUDICIAL COURT**

(continued)

**CIVIL RULES COMMITTEE**

George Z. Singal, Esq., chair  
Ellyn C. Ballou, Esq.  
Forrest W. Barnes, Esq.  
Rufus E. Brown, Esq.  
Kevin M. Cuddy, Esq.  
Philip R. Foster, Esq.  
Charles A. Harvey, Jr., Esq.  
John R. Linnell, Esq.  
Peter Mills, Esq.  
Harrison L. Richardson, Esq.  
Randall E. Smith, Esq.  
Martin L. Wilk, Esq.  
Asst. Attorney General James T. Kilbreth III, member  
ex officio, by designation of the Attorney General

**Consultants:**

Dean L. Kinvin Wroth  
Prof. Melvyn Zarr

**Judicial Liaison:**

Assoc. Justice Caroline D. Glassman

**Trial Court Liaison:**

Justice Donald G. Alexander  
Justice Carl O. Bradford, Alternate  
Judge Susan W. Calkins

**COMMITTEE ON JUDICIAL RESPONSIBILITY AND DISABILITY**

Roger C. Lambert, chair  
Charles W. Allen, Esq.  
Justice G. Arthur Brennan  
Samuel W. Collins, Jr., Esq.  
Helen Sloane Dudman  
Judge L. Damon Scales  
Margaret J. Tibbetts

**Alternate Members:**

Justice Donald G. Alexander  
Judge Robert W. Donovan  
Madeleine R. Freeman  
William B. Talbot, Esq.

**Judicial Liaison:**

Assoc. Justice Louis Scolnik

APPOINTING AUTHORITY: SUPREME JUDICIAL COURT

(continued)

COMMITTEE ON PROFESSIONAL RESPONSIBILITY

Edwin A. Heisler, Esq., chair  
Ronald M. Bancroft  
Anne L. Bonney  
Bryan M. Dench, Esq.  
Kathryn R. Greenleaf, Esq.  
Janet T. Mills, Esq.  
Thomas E. Needham, Esq.  
Gordon H.S. Scott, Esq.  
Judith T. Stone  
Louise K. Thomas, Esq.  
Assistant Attorney General H. Cabanne Howard, member  
ex officio, by designation of the Attorney General  
Consultant:  
Dean L. Kinvin Wroth  
Judicial Liaison:  
Assoc. Justice Caroline D. Glassman

CRIMINAL RULES COMMITTEE

Michael D. Seitzinger, Esq., chair  
Paul W. Chaiken, Esq.  
Sandra Hylander Collier, Esq.  
Coleman G. Coyne, Jr., Esq.  
Robert J. Levine, Esq.  
Daniel G. Lilley, Esq.  
William J. Smith, Esq.  
Mary C. Tousignant, Esq.  
Assistant Attorney General Charles K. Leadbetter, member  
ex officio, by designation of the Attorney General  
Consultants:  
Prof. Judy Potter  
Prof. Melvyn Zarr  
Prof. David P. Cluchey  
Judicial Liaison:  
Assoc. Justice Daniel E. Wathen  
Trial Court Liaison:  
Justice William S. Brodrick  
Justice G. Arthur Brennan, Alternate  
Judge David M. Cox

**APPOINTING AUTHORITY: SUPREME JUDICIAL COURT**

(continued)

**EVIDENCE RULES COMMITTEE**

John N. Kelly, Esq., chair  
Thomas M. Brown, Esq.  
Martica Douglas, Esq.  
Richard C. Engels, Esq.  
Carl R. Griffin III, Esq.  
George S. Isaacson, Esq.  
Alton C. Stevens, Esq.  
Assistant Attorney General Thomas D. Warren, member  
ex officio, by designation of the Attorney General  
Consultant:  
Peter L. Murray, Esq.  
Judicial Liaison:  
Assoc. Justice Louis Scolnik

**JUDICIAL RECORDS COMMITTEE**

Jessie B. Gunther, chair  
Philips F.W. Ahrens, III, Esq.  
John E. Frost  
Gordon F. Grimes, Esq.  
Robert B. Hanscom, Esq.  
Joseph M. O'Donnell, Esq.  
Dean L. Kinvin Wroth  
Consultant:  
Lyman L. Holmes, Esq.  
Judicial Liaison:  
Assoc. Justice Louis Scolnik

**PROBATE RULES COMMITTEE**

Probate Judge Dana W. Childs, chair  
Probate Judge Howard F. Barrett, Jr.  
Jill A. Checkoway, Esq.  
Neal C. Corson, Esq.  
Casper F. Cowan, Esq.  
Jotham D. Pierce, Esq.  
Probate Register Cecilia B. Rhoda  
Probate Judge Allan Woodcock, Jr.  
James H. Young, III, Esq.  
Consultants:  
Dean L. Kinvin Wroth  
Prof. Merle W. Loper  
Probate Judge James E. Mitchell  
Judicial Liaison:  
Assoc. Justice David A. Nichols

APPOINTING AUTHORITY: CHIEF JUSTICE

COMMITTEE ON CONTINUING JUDICIAL EDUCATION

Hon. David G. Roberts, chair  
Hon. Kermit V. Lipez  
Hon. Robert W. Donovan

COMMITTEE ON COURT-APPOINTED COUNSEL

Assoc. Justice Daniel E. Wathen, chair  
Justice Morton A. Brody  
Justice William E. McKinley  
Chief Judge Bernard M. Devine  
Deputy Chief Judge Alan C. Pease  
State Court Administrator Dana R. Baggett

COMMITTEE ON JUDICIAL CONFERENCE - 1986, 1987

Justice Thomas E. Delahanty II, chair  
Assoc. Justice Daniel E. Wathen  
Justice Carl O. Bradford  
Judge John B. Beliveau  
Judge Susan W. Calkins  
Judge Edward S. Gaulin  
State Court Administrator Dana R. Baggett  
Superior Court Administrator Jeffrey D. Henthorn  
District Court Administrator Dana T. Hagerthy

COURT MEDIATION COMMITTEE

Chief Justice Vincent L. McKusick, chair  
Justice Kermit V. Lipez  
Chief Judge Bernard M. Devine  
Judge Robert W. Donovan  
Judge Dana A. Cleaves  
Court Mediation Director Lincoln H. Clark  
State Court Administrator Dana R. Baggett

JUDICIAL DEPARTMENT LEGISLATION COMMITTEE - 1987

Associate Justice Robert W. Clifford, chair  
Chief Justice Vincent L. McKusick  
Active Retired Justice Elmer H. Violette  
Superior Court Chief Justice Morton A. Brody  
Justice Bruce W. Chandler  
Justice Stephen L. Perkins  
Chief Judge Bernard M. Devine  
Deputy Chief Judge Alan C. Pease  
Judge Andre G. Janelle  
Judge S. Kirk Studstrup  
State Court Administrator Dana R. Baggett

**APPOINTING AUTHORITY: CHIEF JUSTICE**

*(continued)*

**JUDICIAL POLICY COMMITTEE**

Assoc. Justice David G. Roberts, chair  
Superior Court Chief Justice Morton A. Brody  
Justice William E. McKinley  
Chief Judge Bernard M. Devine  
Deputy Chief Judge Alan C. Pease  
State Court Administrator Dana R. Baggett

**STATE COURT LIBRARY COMMITTEE**

Active Retired Justice Sidney W. Wernick, chair  
Justice Bruce W. Chandler  
Vladimar Drozdoff  
Merton G. Henry, Esq.  
Norman Minsky, Esq.  
Douglas M. Myers, Esq.  
Patricia E. Renn  
Members ex officio:  
State Law Librarian Peter M. Siegel  
State Court Administrator Dana R. Baggett  
Judicial Liaison:  
Assoc. Justice David A. Nichols

**APPOINTING AUTHORITY: SUPERIOR COURT CHIEF JUSTICE**

**SUPERIOR COURT CIVIL FORMS COMMITTEE**

Justice Thomas E. Delahanty, II, chair  
Jeffrey D. Henthorn  
Lucille J. Lepitre  
Robert V. Miller  
Joyce M. Page

**SUPERIOR COURT CRIMINAL FORMS COMMITTEE**

Justice Stephen L. Perkins, chair  
Jeffrey D. Henthorn  
Rosemary K. Merchant  
Robert V. Miller  
Susan E. Simmons

**APPOINTING AUTHORITY: DISTRICT COURT CHIEF JUDGE**

**DISTRICT COURT CIVIL FORMS COMMITTEE**

Judge Susan W. Calkins, chair  
Judge John B. Beliveau  
Dana T. Hagerthy  
Norman R. Ness  
Sandra Carroll  
Mary C. Ledger  
Robert F. Poulin

**DISTRICT COURT CRIMINAL FORMS COMMITTEE**

Deputy Chief Judge Alan C. Pease, chair  
Judge Julian W. Turner  
Dana T. Hagerthy  
Norman R. Ness  
Thelma A. Holmes  
Robert F. Poulin  
Judith L. Case

**DISTRICT COURT POLICY AND ADVISORY COMMITTEE**

Judge Harriet P. Henry, chair  
Chief Judge Bernard M. Devine, ex officio  
Deputy Chief Judge Alan C. Pease  
Judge John W. Benoit  
Judge Ronald L. Kellam  
Judge Courtland D. Perry, II

**1987 JUDICIAL ROSTER**  
**(In seniority order)**

**SUPREME JUDICIAL COURT**

Justices

Hon. Vincent L. McKusick, Chief Justice

Hon. David A. Nichols

Hon. David G. Roberts

Hon. Daniel E. Wathen

Hon. Caroline D. Glassman

Hon. Louis Scolnik

Hon. Robert W. Clifford

Active Retired Justices

Hon. James P. Archibald

Hon. Sidney W. Wernick

Hon. Elmer H. Violette

**SUPERIOR COURT**

Justices

Hon. Morton A. Brody, Chief Justice

Hon. Stephen L. Perkins

Hon. Herbert T. Silsby, II

Hon. William E. McKinley

Hon. Donald G. Alexander

Hon. Carl O. Bradford

Hon. William S. Brodrick

Hon. Thomas E. Delahanty, II

Hon. Paul T. Pierson

Hon. G. Arthur Brennan

Hon. Bruce W. Chandler

Hon. Eugene W. Beaulieu

Hon. Kermit V. Lipez

Hon. Jack O. Smith

Hon. Paul A. Fritzsche

Hon. Roland A. Cole

Active Retired Justices

Hon. Ian MacInnes

Hon. Robert L. Browne

**1987 JUDICIAL ROSTER (continued)**

**DISTRICT COURT**

**Judges**

Hon. Bernard M. Devine, Chief Judge (resident judge, District 9)  
Hon. Alan C. Pease, Deputy Chief Judge (resident judge, District 6)

**DISTRICT 1:** (Caribou, Fort Kent, Madawaska, Van Buren)

Hon. Ronald A. Daigle

**DISTRICT 2:** (Houlton, Presque Isle)

Hon. Julian W. Turner

**DISTRICT 3:** (Bangor, Newport)

Hon. Margaret J. Kravchuk

Hon. David M. Cox

**DISTRICT 4:** (Calais, Machias)

Hon. Douglas A. Clapp

**DISTRICT 5:** (Bar Harbor, Belfast, Ellsworth)

Hon. Jane S. Bradley

**DISTRICT 6:** (Bath, Brunswick, Rockland, Wiscasset)

Hon. Alan C. Pease (Deputy Chief Judge of the District Court)

**DISTRICT 7:** (Augusta, Waterville)

Hon. Courtland D. Perry, II

**DISTRICT 8:** (Lewiston)

Hon. L. Damon Scales

**DISTRICT 9:** (Bridgton, Portland)

Hon. Bernard M. Devine (Chief Judge of the District Court)

Hon. Robert W. Donovan

**DISTRICT 10:** (Biddeford, Kittery, Springvale)

Hon. Andre G. Janelle

**DISTRICT 11:** (Livermore Falls, Rumford, South Paris)

Hon. John L. Batherson (retired 9/15/87)

Hon. John C. Sheldon (appointed 12/21/87)

**DISTRICT 12:** (Farmington, Skowhegan)

Hon. John W. Benoit, Jr.

**DISTRICT 13:** (Dover-Foxcroft, Lincoln, Millinocket)

Hon. Susan W. Galkins

**Judges-At-Large**

Hon. Harriet P. Henry

Hon. Ronald L. Kellam

Hon. Ronald D. Russell

Hon. Clifford F. O'Rourke

Hon. Edward F. Gaulin

Hon. John B. Beliveau

Hon. Alexander A. MacNichol

Hon. Kirk S. Studstrup

Hon. Robert E. Crowley (appointed 11/10/87)

**Active-Retired Judges**

Hon. Roland J. Poulin

Hon. Paul A. MacDonald

Hon. Edwin R. Smith

Hon. Arthur A. Nadeau, Jr.

Hon. F. Davis Clark

Hon. John L. Batherson (appt. 9/16/87)

**ADMINISTRATIVE COURT**

**Judges**

Hon. Edward W. Rogers, Administrative Court Judge

Hon. Dana A. Cleaves, Associate Administrative Court Judge



1987 CLERK ROSTER

SUPREME JUDICIAL COURT

Clerk of the Law Court  
Executive Clerk of the Supreme Judicial Court  
Reporter of Decisions

James C. Chute

SUPERIOR COURT

Androscoggin  
Aroostook  
Cumberland  
Franklin  
Hancock  
Kennebec  
Knox  
Lincoln  
Oxford  
Penobscot  
Piscataquis  
Sagadahoc  
Somerset  
Waldo  
Washington  
York

Sally Bourget  
Robert Rush  
Lucille Lepitre  
Lynda Haskell  
Rosemary Merchant  
Nancy Desjardins  
Susan Simmons  
Debra Nowak  
Donna Howe  
Margaret Gardner  
Sandra Welch  
Debra Nowak  
Esther Waters  
Joyce Page  
Marilyn Braley  
Barbara Kunkel

DISTRICT COURT

District 1

Norma A. Duheme	Caribou
Linda A. Cyr	Fort Kent
Norma H. Gerard	Madawaska
Carmen D. Cyr	Van Buren

District 2

Joan H. Burton (retired 1/2/87) Charlene Benn (appointed 1/3/87)	Houlton
Bonnie A. Clayton (retired 12/31/87) Diane Sharpe (appointed 1/1/88)	Presque Isle

District 3

Thelma A. Holmes Jane C. Sawyer	Bangor Newport
------------------------------------	-------------------

District 4

Elsie L. McGarrigle Annie H. Hanscom	Calais Machias
---	-------------------

District 5

Dorothy L. Drake Terri L. Curtis Dorothy L. Drake	Bar Harbor Belfast Ellsworth
---	------------------------------------

District 6

Anita M. Alexander (name change) Ann G. Feeney (retired 12/31/87) Anita M. Alexander (appointed 1/1/88) Mary C. Ledger Lucy A. Russell	Bath Brunswick Rockland Wiscasset
---	--

District 7

Mary L. Godbout (retired 12/31/87) Sharon Burns (appointed 1/1/88) Judy L. Case	Augusta Waterville
---	-----------------------

District 8

Yvette L. Houle	Lewiston
-----------------	----------

District 9

Beverly J. MacKerron Susan E. MacDonald	Bridgton Portland
--	----------------------

District 10

Vivian H. Hickey Nellie E. Bridges Alice A. Monroe	Biddeford Kittery Springvale
--	------------------------------------

District 11

Dolores T. Richards Laura J. Nokes Joan C. Millett	Liv. Falls Rumford So. Paris
--	------------------------------------

District 12

Constance H. Small Sandra F. Carroll	Farmington Skowhegan
---	-------------------------

District 13

Margaret E. Poulin Ann G. Dusenbery Nancy L. Turmel	Dover-Fox. Lincoln Millinocket
---	--------------------------------------

ADMINISTRATIVE COURT

Diane P. Nadeau	Portland
-----------------	----------

APPENDIX I

LAW COURT

CASELOAD STATISTICS

**MAINE SUPREME JUDICIAL COURT  
(LAW COURT)**

**JUSTICES**

Hon. Vincent L. McKusick, Chief Justice

Hon. David A. Nichols

Hon. David G. Roberts

Hon. Daniel E. Wathen

Hon. Caroline D. Glassman

Hon. Louis Scolnik

Hon. Robert W. Clifford

**ACTIVE RETIRED JUSTICES**

Hon. James P. Archibald

Hon. Sidney W. Wernick

Hon. Elmer H. Violette

**CLERK OF THE LAW COURT**

Executive Clerk of the Supreme Judicial Court  
Reporter of Decisions

James C. Chute

LAW COURT  
NARRATIVE SUMMARY OF CASELOAD STATISTICS

Table LC-1

This table presents Law Court caseload information, including filings, dispositions and pending caseload since 1976. The "end pending" category includes four distinct sub-groups: cases not yet at issue (awaiting completion of the record on appeal or completion of briefing); cases at issue awaiting oral argument (cases fully briefed as of the end of the previous year); cases orally argued awaiting opinion; and cases remanded to the Superior Court prior to oral argument for correction of procedural defects. The comparison of filings and dispositions on this table indicates the degree to which dispositions have risen to meet the demand of incoming filings. Although filings increased by 110% from 1976 to 1987, the number of cases disposed of rose by 108%. Written opinions during 1987 totaled 301, the majority of which involved civil cases.

Table LC-2

This table details the type and outcome of Law Court dispositions during 1987. Several categories require some explanation. "Other Administrative Proceedings" are cases seeking review of action (or refusal to act) by agencies of the Executive Department governed by the Maine Administrative Procedure Act and M.R.Civ.P.80C, or by agencies of local government such as planning boards pursuant to M.R.Civ.P.80B. Since the creation of the Appellate Division of the Workers Compensation Division in September 1981, most workers compensation cases are now disposed of by denial of petition for appellate review and do not involve full briefing, argument and opinion. "Discretionary Appeals" are requests for certificates of probable cause in post-conviction review (15 M.R.S.A. §2131) and review of extradition (15 M.R.S.A. §210-A) cases. "Change in Results" means a reversal, vacation, or substantive modification of the trial court's judgment.

Table LC-3

The average time required from notice of appeal to disposition for cases in which written opinions were issued is presented for 1981 through 1987 on Table LC-3. Since most non-opinion disposition cases do not complete all of the steps of an opinion disposition, the inclusion of these cases in this table would skew the results, particularly in the early stages. The four sections correspond to (a) work done primarily by trial court clerks and court reporters; (b) work done by the parties' attorneys; (c) pre-argument study by justices and law clerks and scheduling lag; and (d) the actual decision making process and preparation of the opinion. The fifth section traces the cases through the entire Law Court process, from notice of appeal to final disposition. 1987 saw a dramatic speed-up in the justices' work; only 59 days were required for a case to proceed from oral argument to disposition, a marked decrease from the 110.7 day average in 1981.

Table LC-4

More complete timeframe data for only 1987 are included on this table, detailing the actual number of cases during each stage of case processing.

Table LC-5

This table presents the Appellate Division's caseload statistics for the past eight years, itemizing filings, dispositions and pending caseload.

**LAW COURT - TOTAL CASELOAD**

TABLE LC-1

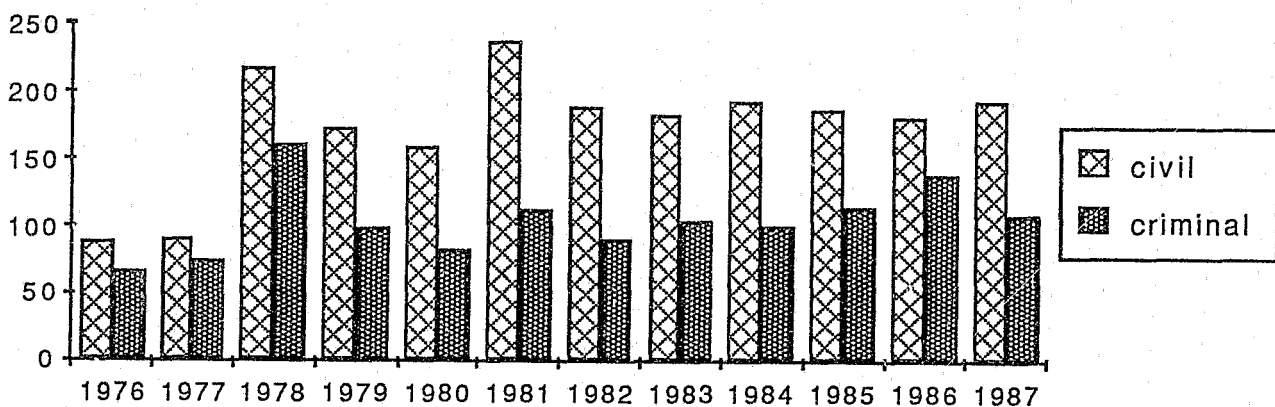
	1976	1977	1978	1979	1980	1981	1982	1983	1984	1985	1986	1987
					(b)	(c)						
<b>CIVIL</b>												
- Begin Pending	119	143	205	187	180	288	248	230	249	250	241	247
- Filings (a)	145	174	240	238	382	384	325	332	343	349	338	363
- Dispositions	121	112	258	245	274	402	343	313	342	358	332	320
- End Pending	143	205	187	180	288	270	230	249	250	241	247	290
<b>CRIMINAL</b>												
- Begin Pending	127	136	164	70	56	77	54	82	69	88	95	93
- Filings (a)	124	152	125	118	131	137	153	154	170	169	182	202
- Dispositions	115	124	219	132	110	147	125	167	151	162	184	172
- End Pending	136	164	70	56	77	67	82	69	88	95	93	123
<b>TOTAL</b>												
- Begin Pending	246	279	369	257	236	365	302	312	318	338	336	340
- Filings (a)	269	326	365	356	513	521	478	486	513	518	520	565
- Dispositions	236	236	477	377	384	549	468	480	493	520	516	492
- End Pending	279	369	257	236	365	337	312	318	338	336	340	413
<b>CASES ARGUED AWAITING OPINION AT END OF YEAR</b>												
	119	173	65	42	82	44	52	66	59	46	41	44
<b>WRITTEN OPINIONS</b>												
- Civil	88	90	218	174	160	238	189	183	194	188	181	193
- Criminal	67	74	161	100	82	114	91	105	101	115	139	108
<b>TOTAL</b>	<b>155</b>	<b>164</b>	<b>379</b>	<b>274</b>	<b>242</b>	<b>352</b>	<b>280</b>	<b>288</b>	<b>295</b>	<b>303</b>	<b>320</b>	<b>301</b>

(a) Includes new appeals, interlocutory appeals, and reports.

(b) As of September 1, 1980, M.R.Civ.P. 73(f) was amended to provide for docketing of civil appeals in the Law Court promptly upon the filing of the notice of appeal in the Superior Court. Under the amended rule, a total of 61 civil appeals were docketed in 1980 that would not have been docketed in that year under the former rule.

(c) It appears that a tabulation error in the past year is responsible for the discrepancy in the number of cases pending at the end of 1981 versus the beginning of 1982.

**LAW COURT WRITTEN OPINIONS**



## LAW COURT DISPOSITIONS - 1987

TABLE LC-2

	CHANGE IN RESULTS	NO CHANGE	TOTAL	% OF TOTAL DISPOSITION
<b>CRIMINAL</b>				
- Signed Opinion	15	50	65	
- Per Curiam	1	1	2	
- Memorandum	-	41	41	
-----Total Written Opinions	16	92	108	
- No Opinion	-	58	58	
-----TOTAL DISPOSITIONS	16	150	166	33.7%
<b>PUBLIC UTILITIES COMMISSION</b>				
- Signed Opinion	1	1	2	
- Per Curiam	-	-	-	
- Memorandum	-	-	-	
-----Total Written Opinions	1	1	2	
- No Opinion	-	1	1	
-----TOTAL DISPOSITIONS	1	2	3	0.6%
<b>WORKERS COMPENSATION</b>				
- Signed Opinion	1	1	2	
- Per Curiam	-	-	-	
- Memorandum	-	-	-	
-----Total Written Opinions	1	1	2	
- No Opinion	-	32	32	
-----TOTAL DISPOSITIONS	1	33	34	6.9%
<b>OTHER ADMINISTRATIVE PROCEEDINGS</b>				
- Signed Opinion	12	10	22	
- Per Curiam	1	-	1	
- Memorandum	1	1	2	
-----Total Written Opinions	14	11	25	
- No Opinion	-	8	8	
-----TOTAL DISPOSITIONS	14	19	33	6.7%
<b>ALL OTHER CIVIL</b>				
- Signed Opinion	48	81	129	
- Per Curiam	4	7	11	
- Memorandum	-	24	24	
-----Total Written Opinions	52	112	164	
- No Opinion	-	86	86	
-----TOTAL DISPOSITIONS	52	198	250	50.8%
<b>DISCRETIONARY APPEAL</b>				
- Signed Opinion	-	-	-	
- Per Curiam	-	-	-	
- Memorandum	-	-	-	
-----Total Written Opinions	-	-	-	
- No Opinion	-	6	6	
-----TOTAL DISPOSITIONS	-	6	6	1.2%
<b>TOTAL</b>				
- Signed Opinion	77	143	220	
- Per Curiam	6	8	14	
- Memorandum	1	66	67	
-----Total Written Opinions	84	217	301	
- No Opinion	1	191	191	
-----TOTAL DISPOSITIONS	84	408	492	100.0%

## LAW COURT - AVERAGE TIME TO DISPOSITION

TABLE LC-3

## CASES FOR WHICH OPINIONS WERE WRITTEN

	1981	1982	1983	1984	1985	1986	1987
<b>(a) NO. OF DAYS FROM NOTICE OF APPEAL TO COMPLETION OF RECORD</b>							
- Criminal	76.8	74.0	95.1	97.9	101.2	101.2	90.8
- Public Utilities Commission	23.3	33.7	31.5	19.0	40.5	19.0	21.5
- Workers Compensation	61.4	53.2	58.3	63.0	73.7	94.0	64.0
- Other Administrative Proceedings	62.7	58.0	50.3	31.1	57.4	47.5	21.9
- All Other Civil	100.0	70.4	55.9	50.0	62.8	40.8	67.8
- Discretionary Appeal	99.7	78.3	95.9	120.0	49.8	23.0	0.0
TOTAL	80.5	67.7	70.5	64.1	76.2	68.9	72.3
<b>(b) NO. OF DAYS FROM COMPLETION OF RECORD TO COMPLETION OF BRIEFING</b>							
- Criminal	89.9	82.6	93.2	89.8	82.3	78.4	98.0
- Public Utilities Commission	60.8	99.7	89.5	67.0	89.0	70.0	117.5
- Workers Compensation	80.5	86.4	83.7	18.0	12.7	2.5	8.0
- Other Administrative Proceedings	68.7	74.2	68.3	86.1	58.8	65.7	74.2
- All Other Civil	81.5	80.0	80.3	79.0	79.3	77.6	81.5
- Discretionary Appeal	106.8	86.8	78.3	101.0	66.6	64.0	0.0
TOTAL	82.5	81.2	83.7	82.6	75.5	75.0	86.6
<b>(c) NO. OF DAYS FROM COMPLETION OF BRIEFING TO ORAL ARGUMENT</b>							
- Criminal	52.4	54.2	57.2	51.3	59.2	54.0	50.4
- Public Utilities Commission	57.0	53.3	64.0	35.8	27.5	69.0	60.0
- Workers Compensation	72.5	89.9	41.5	67.6	51.3	50.6	57.0
- Other Administrative Proceedings	69.7	52.0	67.9	57.3	54.7	57.3	69.7
- All Other Civil	70.6	60.0	62.0	62.5	54.3	65.4	56.7
- Discretionary Appeal	55.3	38.0	47.8	25.0	48.4	104.0	0.0
TOTAL	64.4	60.3	60.3	57.6	55.8	59.7	55.5
<b>(d) NO. OF DAYS FROM ORAL ARGUMENT TO DISPOSITION</b>							
- Criminal	106.4	66.7	65.8	76.1	74.8	47.3	46.0
- Public Utilities Commission	132.8	99.0	99.0	78.0	119.0	143.0	67.0
- Workers Compensation	84.0	97.2	77.0	106.6	186.7	62.2	131.5
- Other Administrative Proceedings	121.1	74.2	93.3	75.2	97.6	84.8	61.0
- All Other Civil	120.6	70.6	75.7	104.2	86.7	60.6	66.4
- Discretionary Appeal	122.7	58.8	60.5	54.0	137.2	104.0	0.0
TOTAL	110.7	73.0	74.1	90.2	87.9	57.5	59.0
<b>(e) NO. OF DAYS FROM NOTICE OF APPEAL TO DISPOSITION</b>							
- Criminal	325.5	277.6	311.3	315.1	315.8	276.8	284.3
- Public Utilities Commission	273.8	285.7	284.0	184.3	276.0	301.0	266.0
- Workers Compensation	298.4	329.1	249.8	255.2	324.3	205.9	260.5
- Other Administrative Proceedings	322.1	258.4	279.9	249.7	268.6	253.9	226.0
- All Other Civil	370.6	280.8	269.3	295.3	283.1	243.1	271.0
- Discretionary Appeal	384.5	261.8	282.4	300.0	302.0	214.0	0.0
TOTAL	337.5	282.6	286.2	293.9	294.8	257.4	272.0

## LAW COURT - ACTUAL TIME TO DISPOSITION

TABLE LC-4

## CASES FOR WHICH OPINIONS WERE WRITTEN - 1987

	0-25 DAYS	26-50 DAYS	51-75 DAYS	76-100 DAYS	100-UP DAYS	TOTAL CASES	AVERAGE # OF DAYS
<b>NOTICE OF APPEAL TO COMPLETION OF RECORD</b>							
- Criminal	29	15	12	12	40	108	90.8
- Public Utilities Commission	2	-	-	-	-	2	21.5
- Workers Compensation	-	-	2	-	-	2	64.0
- Other Administrative Proceedings	19	4	-	-	-	23	21.9
- All Other Civil	74	29	18	12	27	160	67.8
- Discretionary Appeal	-	-	-	-	-	-	0.0
TOTAL	124	48	32	24	67	295	72.3
<b>COMPLETION OF RECORD TO COM- PLETION OF BRIEFING</b>							
- Criminal	1	3	51	25	27	107	98.0
- Public Utilities Commission	-	-	1	-	1	2	117.5
- Workers Compensation	2	-	-	-	-	2	8.0
- Other Administrative Proceedings	-	2	13	7	1	23	74.2
- All Other Civil	3	9	31	40	27	160	81.5
- Discretionary Appeal	-	-	-	-	-	-	0.0
TOTAL	6	14	146	72	56	294	86.6
<b>COMPLETION OF BRIEFING TO ORAL ARGUMENT</b>							
- Criminal	7	50	39	6	4	106	50.4
- Public Utilities Commission	-	1	-	1	-	2	60.0
- Workers Compensation	-	1	1	-	-	2	57.0
- Other Administrative Proceedings	1	8	9	3	3	24	69.7
- All Other Civil	4	75	49	22	9	159	56.7
- Discretionary Appeal	-	-	-	-	-	-	0.0
TOTAL	12	135	98	32	16	293	55.5
<b>ORAL ARGUMENT TO DISPOSITION</b>							
- Criminal	36	40	14	5	11	106	46.0
- Public Utilities Commission	-	1	-	-	1	2	67.0
- Workers Compensation	-	-	-	-	2	2	131.5
- Other Administrative Proceedings	6	8	3	3	4	24	61.0
- All Other Civil	27	61	25	10	36	159	66.4
- Discretionary Appeal	-	-	-	-	-	-	0.0
TOTAL	69	110	42	18	54	293	59.0
<b>NOTICE OF APPEAL TO DISPOSITION</b>							
- Criminal	-	-	-	-	108	108	284.3
- Public Utilities Commission	-	-	-	-	2	2	266.0
- Workers Compensation	-	-	-	-	2	2	260.5
- Other Administrative Proceedings	-	-	-	-	25	25	226.0
- All Other Civil	-	-	1	-	163	164	271.1
- Discretionary Appeal	-	-	-	-	-	-	0.0
TOTAL	-	-	1	-	300	301	272.0



## LAW COURT APPELLATE DIVISION

TABLE LC-5

TOTAL CASELOAD	1980	1981	1982	1983	1984	1985	1986	1987
Beginning Pending	21	42	38	26	30	42 (a)	57	29
Filings	51	54	53	52	61	84	59	66
Dispositions	30	58	65	48	56	69	87	43
End Pending	42	38	26	30	35	57	29	52
DISPOSITIONS	1980	1981	1982	1983	1984	1985	1986	1987
Case Withdrawn	0	1	5	2	3	2	10	4
Case Dismissed: Lack of Jurisdiction	5	7	9	8	1	10	16	9
Case Dismissed: Appeal Moot	2	3	5	4	3	5	0	0
Sentence Increased	0	0	0	0	0	2	0	0
Sentence Reduced	3	1	1	3	0	1	0	1
Appeal Denied	20	46	45	31	49	49	61	29
TOTAL	30	58	65	48	56	69	87	43

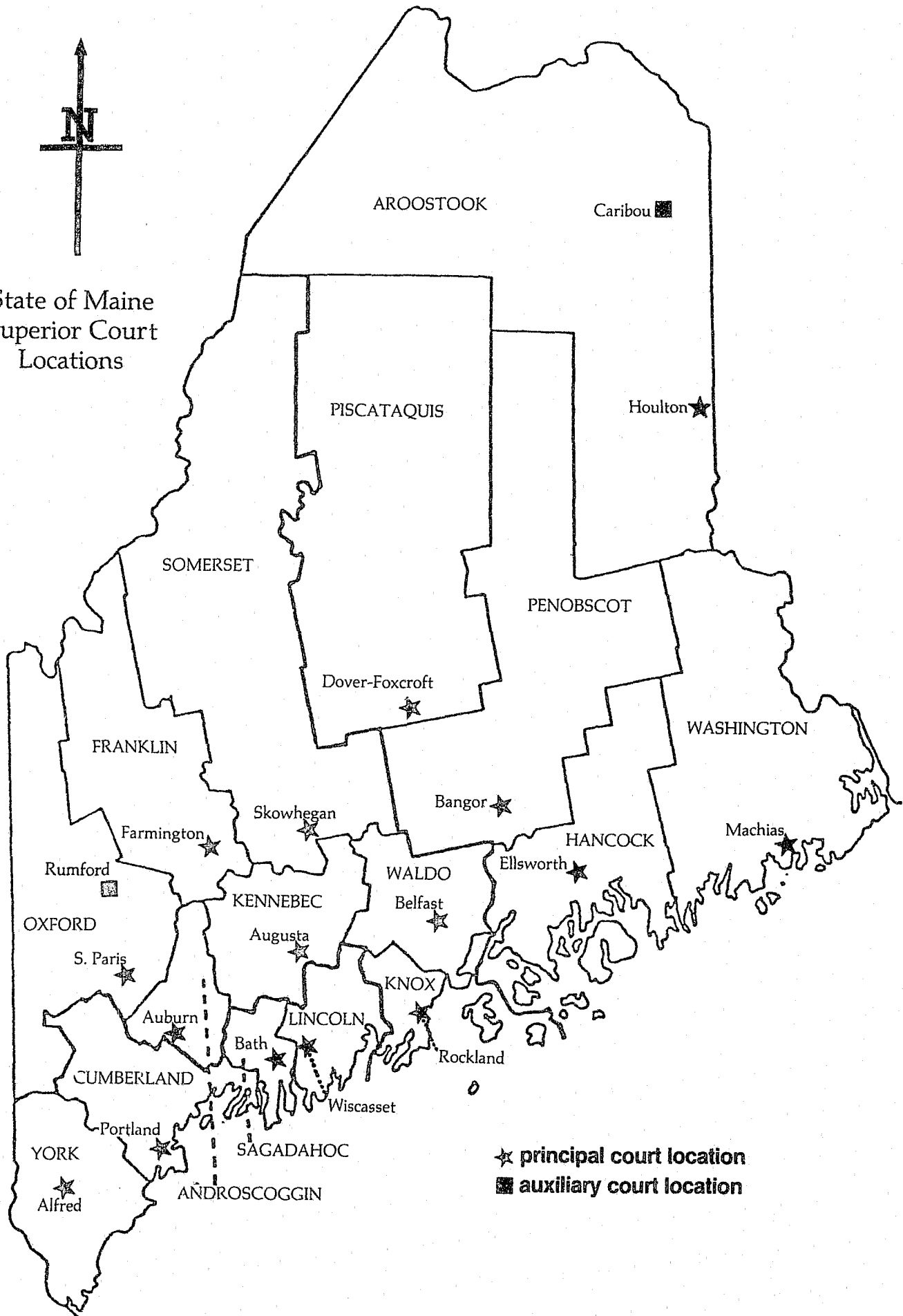
(a) Unexplained discrepancy between 1984 end pending and 1985 beginning pending.

# APPENDIX II

## SUPERIOR COURT CASELOAD STATISTICS



State of Maine  
Superior Court  
Locations



## **MAINE SUPERIOR COURT**

### **JUSTICES**

**Hon. Morton A. Brody, Chief Justice**

Hon. Stephen L. Perkins  
Hon. Herbert T. Silsby, II  
Hon. William E. McKinley  
Hon. Donald G. Alexander  
Hon. Carl O. Bradford  
Hon. William S. Brodrick  
Hon. Thomas E. Delahanty, II  
Hon. Paul T. Pierson

Hon. G. Arthur Brennan  
Hon. Bruce W. Chandler  
Hon. Eugene W. Beaulieu  
Hon. Kermit V. Lipez  
Hon. Jack O. Smith  
Hon. Paul A. Fritzsche  
Hon. Roland A. Cole

### **ACTIVE RETIRED JUSTICES**

Hon. Ian MacInnes

Hon. Robert L. Browne

### **CLERKS**

Androscoggin  
Aroostook  
Cumberland  
Franklin  
Hancock  
Kennebec  
Knox  
Lincoln  
Oxford  
Penobscot  
Piscataquis  
Sagadahoc  
Somerset  
Waldo  
Washington  
York

Sally A. Bourget  
Robert R. Rush  
Lucille J. Lepitre  
Lynda C. Haskell  
Rosemary K. Merchant  
Nancy A. Desjardins  
Susan E. Simmons  
Debra E. Nowak  
Donna L. Howe  
Margaret M. Gardner  
Sandra M. Welch  
Debra E. Nowak  
Esther L. Waters  
Joyce M. Page  
Marilyn E. Braley  
Barbara G. Kunkel

**SUPERIOR COURT**  
**NARRATIVE SUMMARY OF CASELOAD STATISTICS**

The data tables contained in this section are organized into four segments, detailing the composition and flow of Superior Court caseload for the past eight years. These data are derived from the Superior Court Statistical Reporting System established in 1977. Statistical sheets for each case are prepared manually by Superior Court clerks; these sheets are subsequently entered for computerized editing and updating on a monthly basis. Numerous reporting programs provide caseload information for management purposes throughout the year and serve as the source of the data presented in this Annual Report. Definitions of types of cases and dispositions for civil and criminal cases appear at the end of their respective sections.

In order to determine trends over a period of time, many tables in this 1987 report include information for the years 1980 through 1987. As a result of periodic auditing, however, some of these figures may not match those which appeared in previous Annual Report publications, although the variations in most instances are minimal. All figures are presented by calendar year.

It should also be noted that all figures reflecting filings also include refilings. Refilings are cases which were previously disposed, but have returned to the Superior Court for substantial further action. The specific circumstances under which a civil or criminal action is considered a refiling appear at the end of their respective sections. Refilings constitute from one to two percent of the total caseload.

**Medical Malpractice Claims**

Effective January 1, 1986, 24 M.R.S.A. §2851-§2859 went into effect. The legislation established mandatory prelitigation screening and mediation panels for claims of professional negligence brought pursuant to §2903 to be administered by the Superior Court, and delineated guidelines for the formation of the panels and the procedures to be followed for the presentation of claims. Data relating to caseload pursuant to this law are presented below.

**1987 MEDICAL MALPRACTICE CASES**

	Notice of Claim Filed	Cases Disposed	Mediation Hearings Held	Complaints Filed in Superior Court
Androscoggin	8	4	0	2
Aroostook	9	4	1	1
Cumberland	19	12	3	3
Franklin	0	- -	- -	0
Hancock	4	0	0	0
Kennebec	13	3	0	0
Knox	2	0	0	1
Lincoln	0	- -	- -	0
Oxford	5	0	1	1
Penobscot	19	6	2	1
Piscataquis	0	- -	- -	0
Sagadahoc	1	1	0	1
Somerset	2	0	0	1
Waldo	1	0	0	0
Washington	2	0	0	0
York	13	4	0	2
TOTAL	98	34	7	13

### Cases in Which Venue is Changed

Venue changes affect caseload in several ways:

- The court receiving a case via venue change is handling cases not originating within its jurisdiction, thereby inflating that county's litigation rate.
- The court disposing of a case via venue change disposes of it sooner than if the case had remained with that court for its ultimate disposition.
- Statewide, cases are being counted twice; once by the court in which the case was originally filed, and a second time when the case is filed in the court to which venue has been changed.

Venue changes of significant volume are listed below.

#### CIVIL

- In 1983, there were 51 civil cases in which venue was changed TO Lincoln FROM Cumberland.
- In 1986, there were 14 civil cases in which venue was changed TO Lincoln FROM Sagadahoc. There were also 24 civil cases in which venue was changed TO Lincoln FROM Cumberland.

#### CRIMINAL

- In 1986, there were 222 criminal cases in which venue was changed TO Lincoln FROM Sagadahoc.
- In 1987, there were 171 criminal cases in which venue was changed TO Lincoln FROM Sagadahoc.

### Explanation of Selected Tables

#### Civil Timeframe Tables

The average time required for a case to reach jury trial is presented on Table SC-13. It took an average of 2.5 years for a civil case to reach jury trial during 1987. It should be noted, however, that the average number of days from filing to pre-trial memorandum, a period over which the courts have little control, alone consumed over one year (see Table SC-15). Table SC-14 summarizes the average number of days required from filing to disposition for civil cases during the last eight years. The statewide average is now 511 days, a 3.4% decrease over last year. When reviewing this table for individual courts, the detailed 1987 figures on Table SC-15 should also be consulted, since smaller courts may have had few cases from which to calculate an average.

Five key timeframes are measured on Table SC-15:

- Filing to Pre-trial Memorandum
- Pre-trial Memorandum to Pre-trial Conference
- Pre-trial Conference to Jury Trial
- Pre-trial Conference to Non-Jury Trial
- Filing to Disposition

Although the first two timeframes occur prior to final disposition, these measures cannot be calculated until the information is entered into the computer at the time the case is actually disposed. Also, the data do not take into account the newly instituted statewide civil caseflow expedition project whereby cases proceed to trial without pre-trial memoranda or conferences.

The first timeframe is largely a measure of the time required for attorneys to file a pre-trial memorandum after a case has been filed in the Superior Court. About 43% of the cases required over a year from filing to pre-trial memorandum, with a statewide average of 447 days. The measure from pre-trial memorandum to pre-trial conference reflects the time required to reach conference after the request has been submitted; statewide, this averages 206 days. The next two timeframes, conference to jury trial and conference to non-jury trial are significant in that they indicate how quickly the court is able to accommodate the demand for

trials. However, it should be noted that courts may employ different scheduling policies which may impact these calculations; for instance, some courts may deliberately not schedule pre-trial conferences until the court's ability to schedule a trial is imminent. Nonetheless, the cases disposed during 1987 took an average of 519 days to reach jury trial from pre-trial conference, while non-jury trials were held within 370 days. The last timeframe traces the total time required for civil cases to move from filing to disposition, and reflects the total number of cases disposed during 1987. Of the 5,320 cases disposed, 25% took in excess of two years to reach disposition.

#### Civil Caseflow Expedition Project

In late 1984, the Supreme Judicial Court issued an administrative order establishing the civil caseflow expedition project in Aroostook, Cumberland, Kennebec and Oxford Counties on a pilot basis, upon the recommendation of the Advisory Committee on Rules of Civil Procedure. The project involves the use of an expedited pretrial list with fixed discovery deadlines and no pretrial memoranda or conference. A Superior Court justice periodically reviews all incoming cases and determines which cases are not complex and can be placed on the expedited trial list. In January 1986, the project was expanded to every Superior Court location. The operation of this project affects the timeframe figures presented in this report, but specific data are not available. As a result of the project, many old cases were tried after they were exposed to the expedited list, so Table SC-13 indicates some particularly lengthy timeframes from filing to jury trial.

#### Counting Criminal Cases

Criminal caseload in the Superior Court may be counted by either docket number or defendant number. When counted by docket number, the actual number of cases assigned a docket number is reflected. Some courts report multiple-defendant cases more frequently than others, due to differing District Attorney practices, resulting in docket numbers which contain more than one defendant. From a statewide perspective, the issue is not particularly significant, since caseload measured by number of defendants is only a few percent higher than when calculated by docket number. (See Table SC-26). In this report, the core analysis of filings, dispositions and pending caseloads are counted by docket number, as are the types of cases, such as appeals, transfers, indictments, etc. However, classes of charges are counted by defendant, as are types of dispositions and trials. The latter two items are counted by defendant because of the likelihood for the multiple defendants included in a single docket number to be tried and/or disposed in different manners.

#### Boundovers

Boundovers from the District Court create a difficult situation with regard to the counting of cases for statistical purposes. When a boundover is filed in the Superior Court, it statistically remains a "boundover" type of case even if an indictment results. When a boundover results in an information being filed, however, the District Attorney dismisses the boundover, and a new docket number is assigned for the information. Under such circumstances, the case is actually being counted twice, and the number of District Attorney dismissals is slightly inflated.

#### Outstanding Warrants of Arrest

Table SC-27 was prepared in order to document the effect of outstanding warrants of arrest upon criminal pending caseload. In general, the assumption has been made that pending caseload serves as an indication of a court's ability or inability to efficiently dispose of cases in relationship to incoming workload. In reality, cases may be pending in the Superior Court that

cannot be processed because a warrant issued for the defendant is not or cannot be served. Thus, it may be unfair to hold the courts solely responsible for increases in pending caseload which in fact may be beyond their control. Certainly the effect of outstanding warrants upon pending caseload varies considerably throughout the state. Statewide, 32% of all criminal pending caseload appears to be a result of outstanding warrants.

#### Criminal Timeframe Tables

Table SC-33 portrays the average time required for indictments and transfers to reach a jury trial. Indictments took an average of 5.7 months to reach a jury trial while transfers reached jury trial in about 5.8 months. Table SC-34 includes the average time required to reach final disposition for indictments and transfers. These figures reflect all cases reaching disposition, including those which may have been quickly terminated via dismissal, so the average time is less than for the previous table where all cases culminated in jury trial. When reviewing averages for individual courts, Table SC-35 which refers to the actual numbers of cases should also be consulted, since smaller courts may have had few cases from which to calculate an average.



SUPERIOR COURT -- TOTAL CASELOAD SUMMARY\*

TABLE SC-1

COUNTY	FILINGS									DISPOSITIONS								
	1980	1981	1982	1983	1984	1985	1986	1987		1980	1981	1982	1983	1984	1985	1986	1987	
Androscoggin	1,301	1,189	1,410	1,355	1,364	1,465	1,416	1,420		1,125	1,187	1,276	1,354	1,443	1,462	1,476	1,369	
Aroostook	1,200	1,240	1,130	1,093	827	905	779	787		1,197	1,314	1,124	1,151	996	896	822	625	
Cumberland	3,555	3,840	3,573	3,565	3,307	3,824	3,893	4,048		3,326	3,322	3,345	3,805	3,744	3,668	3,816	3,885	
Franklin	637	640	605	573	558	650	626	702		549	609	580	625	506	691	691	659	
Hancock	504	487	528	495	495	489	464	585		489	482	419	588	454	509	543	459	
Kennebec	1,577	1,479	1,706	1,609	1,480	1,659	1,462	1,215		1,620	1,691	1,602	1,731	1,603	1,602	1,582	1,119	
Knox	621	617	594	654	781	863	751	684		578	665	576	597	747	803	794	739	
Lincoln	394	449	445	549	461	518	813	701		367	388	351	430	493	527	797	686	
Oxford	635	586	723	574	496	745	670	593		616	543	597	553	540	704	762	623	
Penobscot	1,811	1,631	1,607	1,597	1,473	1,676	1,614	1,682		1,797	1,538	1,770	1,561	1,632	1,521	1,824	1,702	
Piscataquis	221	195	224	211	172	194	181	193		144	254	219	165	155	233	182	158	
Sagadahoc	501	443	405	490	475	570	575	482		415	449	369	358	548	526	699	472	
Somerset	1,350	1,401	1,151	1,145	1,111	1,168	1,157	1,194		1,395	1,338	1,082	1,231	1,053	1,080	1,067	1,286	
Waldo	326	387	367	404	398	389	465	364		362	399	361	374	443	326	482	410	
Washington	431	474	372	515	476	460	429	530		468	477	338	504	460	502	370	543	
York	2,191	2,251	2,058	1,874	1,648	2,163	2,471	2,463		2,130	1,956	1,850	1,974	1,951	1,744	2,071	2,541	
<b>STATE TOTAL</b>	<b>17,255</b>	<b>17,309</b>	<b>16,898</b>	<b>16,703</b>	<b>15,522</b>	<b>17,738</b>	<b>17,766</b>	<b>17,643</b>		<b>16,578</b>	<b>16,612</b>	<b>15,859</b>	<b>17,001</b>	<b>16,768</b>	<b>16,794</b>	<b>17,978</b>	<b>17,276</b>	

\* All cases counted by docket number

SUPERIOR COURT -- TOTAL CASELOAD DETAIL

TABLE SC-2

STATE TOTAL	1980	1981	1982	1983	1984	1985	1986	1987	% CHG.	
									'80-'87	'86-'87
<b>CIVIL</b>										
-Pending Jan.1	8,965	9,200	9,367	9,184	8,786	8,347	7,896	7,193	-19.8	-8.9
-Filings	6,445	6,369	6,083	5,836	5,442	5,521	5,348	5,181	-19.6	-3.1
-Dispositions	6,209	6,202	6,266	6,233	5,881	5,972	6,051	5,320	-14.3	-12.1
-Pending Dec.31	9,200	9,367	9,184	8,786	8,347	7,896	7,193	7,054	-23.3	-1.9
-Caseload Chg.	235	167	-183	-398	-439	-451	-703	-139		
<b>URES A</b>										
-Pending Jan.1	1,232	1,696	1,829	1,928	2,157	1,748	2,078	2,244	82.1	8.0
-Filings	1,944	1,749	1,538	1,565	1,350	1,690	1,301	800	-58.8	-38.5
-Dispositions	1,483	1,616	1,439	1,336	1,759	1,360	1,135	727	-51.0	-35.9
-Pending Dec.31	1,696	1,829	1,928	2,157	1,748	2,078	2,244	2,317	36.6	3.3
-Caseload Chg.	464	133	99	229	-409	330	166	73		
<b>CRIMINAL</b>										
-Pending Jan.1	4,468	4,446	4,843	5,966	5,836	5,438	6,503	6,828	52.8	5.0
-Filings	8,866	9,191	9,277	9,302	8,730	10,527	11,117	11,662	31.5	4.9
-Dispositions	8,886	8,794	8,154	9,432	9,128	9,462	10,792	11,229	26.4	4.0
-Pending Dec.31	4,446	4,843	5,966	5,836	5,438	6,503	6,828	7,261	63.3	6.3
-Caseload Chg.	-22	397	1123	-130	-398	1065	325	433		
<b>TOTAL CASELOAD</b>										
-Pending Jan.1	14,665	15,342	16,039	17,078	16,779	15,533	16,477	16,265	10.9	-1.3
-Filings	17,255	17,309	16,898	16,703	15,522	17,738	17,766	17,643	2.2	-0.7
-Dispositions	16,578	16,612	15,859	17,001	16,768	16,794	17,978	17,276	4.2	-3.9
-Pending Dec.31	15,342	16,039	17,078	16,779	15,533	16,477	16,265	16,632	8.4	2.3
-Caseload Chg.	677	697	1039	-299	-1246	944	-212	367		

NOTES:

- This table includes cases filed and refiled.
- All cases are counted by docket number.
- See "Narrative Summary of Caseload Statistics" for explanation of the effect of venue changes on caseload figures.

**SUPERIOR COURT -- TOTAL CASELOAD DETAIL**

TABLE SC-2  
(con't.)

	1980	1981	1982	1983	1984	1985	1986	1987	% CHG. '80-'87	% CHG. '86-'87
<b>ANDROSCOGGIN</b>										
<b>CIVIL</b>										
-Pending Jan.1	940	976	992	976	1011	966	835	733	-22.0	-12.2
-Filings	630	623	596	599	545	544	507	545	-13.5	7.5
-Dispositions	594	607	612	564	590	675	609	573	-3.5	-5.9
-Pending Dec.31	976	992	976	1011	966	835	733	705	-27.8	-3.8
-Caseload Chg.	36	16	-16	35	-45	-131	-102	-28		
<b>URES A</b>										
-Pending Jan.1	80	105	129	151	144	88	164	193	141.3	17.7
-Filings	117	122	124	89	118	134	127	53	-54.7	-58.3
-Dispositions	92	98	102	96	174	58	98	55	-40.2	-43.9
-Pending Dec.31	105	129	151	144	88	164	193	191	81.9	-1.0
-Caseload Chg.	25	24	22	-7	-56	76	29	-2		
<b>CRIMINAL</b>										
-Pending Jan.1	295	411	373	501	474	496	554	567	92.2	2.3
-Filings	554	444	690	667	701	787	782	822	48.4	5.1
-Dispositions	439	482	562	694	679	729	769	741	68.8	-3.6
-Pending Dec.31	411	373	501	474	496	554	567	648	57.7	14.3
-Caseload Chg.	116	-38	128	-27	22	58	13	81		
<b>TOTAL CASELOAD</b>										
-Pending Jan.1	1315	1492	1494	1628	1629	1550	1553	1493	13.5	-3.9
-Filings	1301	1189	1410	1355	1364	1465	1416	1420	9.1	0.3
-Dispositions	1125	1187	1276	1354	1443	1462	1476	1369	21.7	-7.2
-Pending Dec.31	1492	1494	1628	1629	1550	1553	1493	1544	3.5	3.4
-Caseload Chg.	177	2	134	1	-79	3	-60	51		

**NOTES:**

- This table includes cases filed and refiled.
- All cases are counted by docket number.
- See "Narrative Summary of Caseload Statistics" for explanation of the effect of venue changes on caseload figures.

SUPERIOR COURT -- TOTAL CASELOAD DETAIL

TABLE SC-2  
(con't.)

	1980	1981	1982	1983	1984	1985	1986	1987	% CHG. '80-'87	% CHG. '86-'87
<b>AROOSTOOK</b>										
<b>CIVIL</b>										
-Pending Jan.1	528	558	507	545	548	463	445	446	-15.5	0.2
-Filings	360	312	361	379	307	322	293	265	-26.4	-9.6
-Dispositions	330	363	323	376	392	340	292	242	-26.7	-17.1
-Pending Dec.31	558	507	545	548	463	445	446	463	-15.9	5.2
-Caseload Chg.	30	-51	38	3	-85	-18	1	23		
<b>URESIA</b>										
-Pending Jan.1	60	23	30	23	32	31	39	10	-83.3	-74.4
-Filings	167	144	120	129	113	157	119	86	-48.5	-27.7
-Dispositions	204	137	127	120	114	149	148	72	-64.7	-51.4
-Pending Dec.31	23	30	23	32	31	39	10	24	4.3	140.0
-Caseload Chg.	-37	7	-7	9	-1	8	-29	14		
<b>CRIMINAL</b>										
-Pending Jan.1	431	441	411	386	316	233	252	237	-45.0	-6.0
-Filings	673	784	649	585	407	426	367	436	-35.2	18.8
-Dispositions	663	814	674	655	490	407	382	311	-53.1	-18.6
-Pending Dec.31	441	411	386	316	233	252	237	362	-17.9	52.7
-Caseload Chg.	10	-30	-25	-70	-83	19	-15	125		
<b>TOTAL CASELOAD</b>										
-Pending Jan.1	1019	1022	948	954	896	727	736	693	-32.0	-5.8
-Filings	1200	1240	1130	1093	827	905	779	787	-34.4	1.0
-Dispositions	1197	1314	1124	1151	996	896	822	625	-47.8	-24.0
-Pending Dec.31	1022	948	954	896	727	736	693	855	-16.3	23.4
-Caseload Chg.	3	-74	6	-58	-169	9	-43	162		

NOTES:

- This table includes cases filed and refilled.
- All cases are counted by docket number.
- See "Narrative Summary of Caseload Statistics" for explanation of the effect of venue changes on caseload figures.

**SUPERIOR COURT -- TOTAL CASELOAD DETAIL**

**TABLE SC-2  
(con't.)**

	1980	1981	1982	1983	1984	1985	1986	1987	% CHG. '80-'87	% CHG. '86-'87
<b>CUMBERLAND</b>										
<b>CIVIL</b>										
-Pending Jan.1	2050	2251	2412	2482	2266	2077	1901	1797	-12.3	-5.5
-Filings	1577	1606	1531	1418	1335	1361	1385	1372	-13.0	-0.9
-Dispositions	1376	1445	1461	1634	1524	1537	1489	1310	-4.8	-12.0
-Pending Dec.31	2251	2412	2482	2266	2077	1901	1797	1859	-17.4	3.5
-Caseload Chg.	201	161	70	-216	-189	-176	-104	62		
<b>URESА</b>										
-Pending Jan.1	257	358	418	382	459	272	296	434	68.9	46.6
-Filings	330	283	259	273	222	237	208	148	-55.2	-28.8
-Dispositions	228	223	295	196	409	213	70	115	-49.6	64.3
-Pending Dec.31	358	418	382	459	272	296	434	467	30.4	7.6
-Caseload Chg.	101	60	-36	77	-187	24	138	33		
<b>CRIMINAL</b>										
-Pending Jan.1	785	712	1009	1203	1102	1041	1349	1392	77.3	3.2
-Filings	1648	1951	1783	1874	1750	2226	2300	2528	53.4	9.9
-Dispositions	1722	1654	1589	1975	1811	1918	2257	2460	42.9	9.0
-Pending Dec.31	712	1009	1203	1102	1041	1349	1392	1460	105.1	4.9
-Caseload Chg.	-73	297	194	-101	-61	308	43	68		
<b>TOTAL CASELOAD</b>										
-Pending Jan.1	3092	3321	3839	4067	3827	3390	3546	3623	17.2	2.2
-Filings	3555	3840	3573	3565	3307	3824	3893	4048	13.9	4.0
-Dispositions	3326	3322	3345	3805	3744	3668	3816	3885	16.8	1.8
-Pending Dec.31	3321	3839	4067	3827	3390	3546	3623	3786	14.0	4.5
-Caseload Chg.	229	518	228	-240	-437	156	77	163		

**NOTES:**

- This table includes cases filed and refiled.
- All cases are counted by docket number.
- See "Narrative Summary of Caseload Statistics" for explanation of the effect of venue changes on caseload figures.

SUPERIOR COURT -- TOTAL CASELOAD DETAIL

TABLE SC-2  
(con't.)

	1980	1981	1982	1983	1984	1985	1986	1987	% CHG. '80-'87	% CHG. '86-'87
<b>FRANKLIN</b>										
<b>CIVIL</b>										
-Pending Jan.1	165	210	225	197	168	169	129	123	-25.5	-4.7
-Filings	157	169	135	129	107	87	97	110	-29.9	13.4
-Dispositions	112	154	163	158	106	127	103	108	-3.6	4.9
-Pending Dec.31	210	225	197	168	169	129	123	125	-40.5	1.6
-Caseload Chg.	45	15	-28	-29	1	-40	-6	2		
<b>URES</b>										
-Pending Jan.1	14	27	36	41	48	52	38	59	321.4	55.3
-Filings	42	41	47	30	29	37	45	18	-57.1	-60.0
-Dispositions	29	32	42	23	25	51	24	14	-51.7	-41.7
-Pending Dec.31	27	36	41	48	52	38	59	63	133.3	6.8
-Caseload Chg.	13	9	5	7	4	-14	21	4		
<b>CRIMINAL</b>										
-Pending Jan.1	135	165	172	220	190	237	250	170	25.9	-32.0
-Filings	438	430	423	414	422	526	484	574	31.1	18.6
-Dispositions	408	423	375	444	375	513	564	537	31.6	-4.8
-Pending Dec.31	165	172	220	190	237	250	170	207	25.5	21.8
-Caseload Chg.	30	7	48	-30	47	13	-80	37		
<b>TOTAL CASELOAD</b>										
-Pending Jan.1	314	402	433	458	406	458	417	352	12.1	-15.6
-Filings	637	640	605	573	558	650	626	702	10.2	12.1
-Dispositions	549	609	580	625	506	691	691	659	20.0	-4.6
-Pending Dec.31	402	433	458	406	458	417	352	395	-1.7	12.2
-Caseload Chg.	88	31	25	-52	52	-41	-65	43		

NOTES:

- This table includes cases filed and refiled.
- All cases are counted by docket number.
- See "Narrative Summary of Caseload Statistics" for explanation of the effect of venue changes on caseload figures.

SUPERIOR COURT -- TOTAL CASELOAD DETAIL

TABLE SC-2  
(con't.)

	1980	1981	1982	1983	1984	1985	1986	1987	% CHG. '80-'87	% CHG. '86-'87
<b>HANCOCK</b>										
<b>CIVIL</b>										
-Pending Jan.1	359	351	352	366	336	318	316	298	-17.0	-5.7
-Filings	225	211	213	202	194	191	201	169	-24.9	-15.9
-Dispositions	233	210	199	231	212	193	219	190	-18.5	-13.2
-Pending Dec.31	351	352	366	336	318	316	298	277	-21.1	-7.0
-Caseload Chg.	-8	1	14	-30	-18	-2	-18	-21		
<b>URES A</b>										
-Pending Jan.1	40	67	59	92	70	65	90	95	137.5	5.6
-Filings	79	64	71	63	59	62	42	28	-64.6	-33.3
-Dispositions	53	72	38	85	64	37	37	24	-54.7	-35.1
-Pending Dec.31	67	59	92	70	65	90	95	99	47.8	4.2
-Caseload Chg.	27	-8	33	-22	-5	25	5	4		
<b>CRIMINAL</b>										
-Pending Jan.1	137	135	147	209	167	231	188	122	-10.9	-35.1
-Filings	200	212	244	230	242	236	221	388	94.0	75.6
-Dispositions	203	200	182	272	178	279	287	245	20.7	-14.6
-Pending Dec.31	135	147	209	167	231	188	122	265	96.3	117.2
-Caseload Chg.	-2	12	62	-42	-13	-42	-66	143		
<b>TOTAL CASELOAD</b>										
-Pending Jan.1	536	553	558	667	573	614	594	515	-3.9	-13.3
-Filings	504	487	528	495	495	489	464	585	16.1	26.1
-Dispositions	489	482	419	588	454	509	543	459	-6.1	-15.5
-Pending Dec.31	553	558	667	573	614	594	515	641	15.9	24.5
-Caseload Chg.	17	5	109	-94	41	-20	-79	126		

NOTES:

- This table includes cases filed and refiled.
- All cases are counted by docket number.
- See "Narrative Summary of Caseload Statistics" for explanation of the effect of venue changes on caseload figures.

**SUPERIOR COURT -- TOTAL CASELOAD DETAIL**

TABLE SC-2  
(con't.)

	1980	1981	1982	1983	1984	1985	1986	1987	% CHG. '80-'87	% CHG. '86-'87
<b>KENNEBEC</b>										
<b>CIVIL</b>										
-Pending Jan.1	1162	1081	975	897	828	767	708	570	-50.9	-19.5
-Filings	697	631	626	609	590	625	572	472	-32.3	-17.5
-Dispositions	778	737	704	677	651	684	710	476	-38.8	-33.0
-Pending Dec.31	1081	975	897	828	767	708	570	566	-47.6	-0.7
-Caseload Chg.	-81	-106	-78	-69	-61	-59	-138	-4		
<b>URES A</b>										
-Pending Jan.1	199	275	168	192	244	244	272	282	41.7	3.7
-Filings	171	151	114	160	113	147	103	48	-71.9	-53.4
-Dispositions	94	258	90	108	113	119	93	55	-41.5	-40.9
-Pending Dec.31	275	168	192	244	244	272	282	275	0.0	-2.5
-Caseload Chg.	76	-107	24	52	0	28	10	-7		
<b>CRIMINAL</b>										
-Pending Jan.1	458	418	419	577	471	409	497	505	10.3	1.6
-Filings	709	697	966	840	777	887	787	695	-2.0	-11.7
-Dispositions	748	696	808	946	839	799	779	588	-21.4	-24.5
-Pending Dec.31	418	419	577	471	409	497	505	612	46.4	21.2
-Caseload Chg.	-40	1	158	-106	-62	88	8	107		
<b>TOTAL CASELOAD</b>										
-Pending Jan.1	1819	1774	1562	1666	1543	1420	1477	1357	-25.4	-8.1
-Filings	1577	1479	1706	1609	1480	1659	1462	1215	-23.0	-16.9
-Dispositions	1620	1691	1602	1731	1603	1602	1582	1119	-30.9	-29.3
-Pending Dec.31	1774	1562	1666	1543	1420	1477	1357	1453	-18.1	7.1
-Caseload Chg.	-45	-212	104	-123	-123	57	-120	96		

**NOTES:**

- This table includes cases filed and refiled.
- All cases are counted by docket number.
- See "Narrative Summary of Caseload Statistics" for explanation of the effect of venue changes on caseload figures.



**SUPERIOR COURT -- TOTAL CASELOAD DETAIL**

TABLE SC-2  
(con't.)

KNOX	1980	1981	1982	1983	1984	1985	1986	1987	% CHG. '80-'87	% CHG. '86-'87
<b>CIVIL</b>										
-Pending Jan.1	294	290	258	221	203	189	174	159	-45.9	-8.6
-Filings	190	194	164	158	148	151	152	166	-12.6	9.2
-Dispositions	194	226	201	176	162	166	167	173	-10.8	3.6
-Pending Dec.31	290	258	221	203	189	174	159	152	-47.6	-4.4
-Caseload Chg.	-4	-32	-37	-18	-14	-15	-15	-7		
<b>URES A</b>										
-Pending Jan.1	34	55	60	64	85	59	78	52	52.9	-33.3
-Filings	51	58	48	58	46	63	22	17	-66.7	-22.7
-Dispositions	33	53	44	37	72	44	48	31	-6.1	-35.4
-Pending Dec.31	55	60	64	85	59	78	52	38	-30.9	-26.9
-Caseload Chg.	21	5	4	21	-26	19	-26	-14		
<b>CRIMINAL</b>										
-Pending Jan.1	162	191	170	221	275	349	405	403	148.8	-0.5
-Filings	380	365	382	438	587	649	577	501	31.8	-13.2
-Dispositions	351	386	331	384	513	593	579	535	52.4	-7.6
-Pending Dec.31	191	170	221	275	349	405	403	369	93.2	-8.4
-Caseload Chg.	29	-21	51	54	-33	-33	-2	-34		
<b>TOTAL CASELOAD</b>										
-Pending Jan.1	490	536	488	506	563	597	657	614	25.3	-6.5
-Filings	621	617	594	654	781	863	751	684	10.1	-8.9
-Dispositions	578	665	576	597	747	803	794	739	27.9	-6.9
-Pending Dec.31	536	488	506	563	597	657	614	559	4.3	-9.0
-Caseload Chg.	46	-48	18	57	34	60	-43	-55		

**NOTES:**

- This table includes cases filed and refiled.
- All cases are counted by docket number.
- See "Narrative Summary of Caseload Statistics" for explanation of the effect of venue changes on caseload figures.

**SUPERIOR COURT -- TOTAL CASELOAD DETAIL**

**TABLE SC-2**  
(con't.)

	1980	1981	1982	1983	1984	1985	1986	1987	% CHG. '80-'87	% CHG. '86-'87
<b>LINCOLN</b>										
<b>CIVIL</b>										
-Pending Jan.1	137	153	185	192	195	190	186	183	33.6	-1.6
-Filings	136	135	152	169	125	119	180	128	-5.9	-28.9
-Dispositions	120	103	145	167	130	123	183	126	5.0	-31.1
-Pending Dec.31	153	185	192	195	190	186	183	185	20.9	1.1
-Caseload Chg.	16	32	7	3	-5	-4	-3	2		
<b>URESIA</b>										
-Pending Jan.1	23	23	34	36	36	38	55	48	108.7	-12.7
-Filings	30	30	21	26	25	44	19	15	-50.0	-21.1
-Dispositions	30	19	19	26	23	27	26	35	16.7	34.6
-Pending Dec.31	23	34	36	36	38	55	48	28	21.7	-41.7
-Caseload Chg.	0	11	2	0	2	17	-7	-20		
<b>CRIMINAL</b>										
-Pending Jan.1	71	82	100	185	302	273	251	277	290.1	10.4
-Filings	228	284	272	354	311	355	614	558	144.7	-9.1
-Dispositions	217	266	187	237	340	377	588	525	141.9	-10.7
-Pending Dec.31	82	100	185	302	273	251	277	310	278.0	11.9
-Caseload Chg.	11	18	85	117	-29	-22	26	33		
<b>TOTAL CASELOAD</b>										
-Pending Jan.1	231	258	319	413	533	501	492	508	119.9	3.3
-Filings	394	449	445	549	461	518	813	701	77.9	-13.8
-Dispositions	367	388	351	430	493	527	797	686	86.9	-13.9
-Pending Dec.31	258	319	413	533	501	492	508	523	102.7	3.0
-Caseload Chg.	27	61	94	120	-32	-9	16	15		

**NOTES:**

- This table includes cases filed and refiled.
- All cases are counted by docket number.
- See "Narrative Summary of Caseload Statistics" for explanation of the effect of venue changes on caseload figures.

**SUPERIOR COURT -- TOTAL CASELOAD DETAIL**

**TABLE SC-2  
(con't.)**

	1980	1981	1982	1983	1984	1985	1986	1987	% CHG. '80-'87	% CHG. '86-'87
<b>OXFORD</b>										
<b>CIVIL</b>										
-Pending Jan.1	263	249	272	267	258	273	245	231	-12.2	-5.7
-Filings	211	199	208	171	172	186	189	150	-28.9	-20.6
-Dispositions	225	175	213	180	157	214	203	201	-10.7	-1.0
-Pending Dec.31	249	272	267	258	273	245	231	180	-27.7	-22.1
-Caseload Chg.	-14	23	-5	-9	15	-28	-14	-51		
<b>URES</b>										
-Pending Jan.1	56	64	73	86	101	101	108	124	121.4	14.8
-Filings	98	76	76	62	57	92	55	41	-58.2	-25.5
-Dispositions	91	67	63	47	57	85	39	35	-61.5	-10.3
-Pending Dec.31	64	73	86	101	101	108	124	130	103.1	4.8
-Caseload Chg.	8	9	13	15	0	7	16	6		
<b>CRIMINAL</b>										
-Pending Jan.1	166	192	202	320	335	276	338	244	47.0	-27.8
-Filings	326	311	439	341	267	467	426	402	23.3	-5.6
-Dispositions	300	301	321	326	326	405	520	387	29.0	-25.6
-Pending Dec.31	192	202	320	335	276	338	244	259	34.9	6.1
-Caseload Chg.	26	10	118	15	-59	62	-94	15		
<b>TOTAL CASELOAD</b>										
-Pending Jan.1	485	505	547	673	694	650	691	599	23.5	-13.3
-Filings	635	586	723	574	496	745	670	593	-6.6	-11.5
-Dispositions	616	543	597	553	540	704	762	623	1.1	-18.2
-Pending Dec.31	505	547	673	694	650	691	599	569	12.7	-5.0
-Caseload Chg.	20	42	126	21	-44	41	-92	-30		

- NOTES:**
- This table includes cases filed and refilled.
  - All cases are counted by docket number.
  - See "Narrative Summary of Caseload Statistics" for explanation of the effect of venue changes on caseload figures.

**SUPERIOR COURT -- TOTAL CASELOAD DETAIL**

**TABLE SC-2  
(con't.)**

	1980	1981	1982	1983	1984	1985	1986	1987	% CHG. '80-'87	% CHG. '86-'87
<b>PENOBSCOT</b>										
<b>CIVIL</b>										
-Pending Jan.1	1065	1042	1090	927	914	890	950	861	-19.2	-9.4
-Filings	718	693	645	606	594	608	505	487	-32.2	-3.6
-Dispositions	741	645	808	619	618	548	594	601	-18.9	1.2
-Pending Dec.31	1042	1090	927	914	890	950	861	747	-28.3	-13.2
-Caseload Chg.	-23	48	-163	-13	-24	60	-89	-114		
<b>URES A</b>										
-Pending Jan.1	212	265	353	363	383	376	334	205	-3.3	-38.6
-Filings	243	243	204	203	167	213	159	92	-62.1	-42.1
-Dispositions	189	155	194	183	174	255	288	75	-60.3	-74.0
-Pending Dec.31	265	353	363	383	376	334	205	222	-16.2	8.3
-Caseload Chg.	53	88	10	20	-7	-42	-129	17		
<b>CRIMINAL</b>										
-Pending Jan.1	448	428	385	375	404	276	413	421	-6.0	1.9
-Filings	850	695	758	788	712	855	950	1103	29.8	16.1
-Dispositions	867	738	768	759	840	718	942	1026	18.3	8.9
-Pending Dec.31	428	385	375	404	276	413	421	498	16.4	18.3
-Caseload Chg.	-20	-43	-10	29	-128	137	8	77		
<b>TOTAL CASELOAD</b>										
-Pending Jan.1	1725	1735	1828	1665	1701	1542	1697	1487	-13.8	-12.4
-Filings	1811	1631	1607	1597	1473	1676	1614	1682	-7.1	4.2
-Dispositions	1797	1538	1770	1561	1632	1521	1824	1702	-5.3	-6.7
-Pending Dec.31	1735	1828	1665	1701	1542	1697	1487	1467	-15.4	-1.3
-Caseload Chg.	10	93	-163	36	-159	155	-210	-20		

**NOTES:**

- This table includes cases filed and refilled.
- All cases are counted by docket number.
- See "Narrative Summary of Caseload Statistics" for explanation of the effect of venue changes on caseload figures.

**SUPERIOR COURT -- TOTAL CASELOAD DETAIL**

**TABLE SC-2  
(con't.)**

	1980	1981	1982	1983	1984	1985	1986	1987	% CHG. '80-'87	% CHG. '86-'87
<b>PISCATAQUIS</b>										
<b>CIVIL</b>										
-Pending Jan.1	61	64	57	50	71	60	56	38	-37.7	-32.1
-Filings	50	49	41	49	30	37	25	31	-38.0	24.0
-Dispositions	47	56	48	28	41	41	43	26	-44.7	-39.5
-Pending Dec.31	64	57	50	71	60	56	38	43	-32.8	13.2
-Caseload Chg.	3	-7	-7	21	-11	-4	-18	5		
<b>URES A</b>										
-Pending Jan.1	19	43	19	26	31	43	56	61	221.1	8.9
-Filings	36	33	31	29	32	30	12	14	-61.1	16.7
-Dispositions	12	57	24	24	20	17	7	4	-66.7	-42.9
-Pending Dec.31	43	19	26	31	43	56	61	71	65.1	16.4
-Caseload Chg.	24	-24	7	5	12	13	5	10		
<b>CRIMINAL</b>										
-Pending Jan.1	72	122	94	99	119	135	87	99	37.5	13.8
-Filings	135	113	152	133	110	127	144	148	9.6	2.8
-Dispositions	85	141	147	113	94	175	132	128	50.6	-3.0
-Pending Dec.31	122	94	99	119	135	87	99	119	-2.5	20.2
-Caseload Chg.	50	-28	5	20	16	-48	12	20		
<b>TOTAL CASELOAD</b>										
-Pending Jan.1	152	229	170	175	221	238	199	198	30.3	-0.5
-Filings	221	195	224	211	172	194	181	193	-12.7	6.6
-Dispositions	144	254	219	165	155	233	182	158	9.7	-13.2
-Pending Dec.31	229	170	175	221	238	199	198	233	1.7	17.7
-Caseload Chg.	77	-59	5	46	17	-39	-1	35		

**NOTES:**

- This table includes cases filed and refiled.
- All cases are counted by docket number.
- See "Narrative Summary of Caseload Statistics" for explanation of the effect of venue changes on caseload figures.

**SUPERIOR COURT -- TOTAL CASELOAD DETAIL**

TABLE SC-2  
(con't.)

	1980	1981	1982	1983	1984	1985	1986	1987	% CHG. '80-'87	% CHG. '86-'87
<b>SAGADAHOC</b>										
<b>CIVIL</b>										
-Pending Jan.1	201	200	204	190	199	232	237	163	-18.9	-31.2
-Filings	135	137	111	139	142	144	130	92	-31.9	-29.2
-Dispositions	136	133	125	130	109	139	204	106	-22.1	-48.0
-Pending Dec.31	200	204	190	199	232	237	163	149	-25.5	-8.6
-Caseload Chg.	-1	4	-14	9	33	5	-74	-14		
<b>URES A</b>										
-Pending Jan.1	40	66	72	71	92	55	56	35	-12.5	-37.5
-Filings	62	55	40	56	36	39	38	23	-62.9	-39.5
-Dispositions	37	49	41	35	73	38	59	12	-67.6	-79.7
-Pending Dec.31	66	72	71	92	55	56	35	46	-30.3	31.4
-Caseload Chg.	26	6	-1	21	-37	1	-21	11		
<b>CRIMINAL</b>										
-Pending Jan.1	60	122	106	157	259	190	228	199	231.7	-12.7
-Filings	304	251	254	295	297	387	407	367	20.7	-9.8
-Dispositions	242	267	203	193	366	349	436	354	46.3	-18.8
-Pending Dec.31	122	106	157	259	190	228	199	212	73.8	6.5
-Caseload Chg.	62	-16	51	102	-69	38	-29	13		
<b>TOTAL CASELOAD</b>										
-Pending Jan.1	301	388	382	418	550	477	521	397	31.9	-23.8
-Filings	501	443	405	490	475	570	575	482	-3.8	-16.2
-Dispositions	415	449	369	358	548	526	699	472	13.7	-32.5
-Pending Dec.31	388	382	418	550	477	521	397	407	4.9	2.5
-Caseload Chg.	87	-6	36	132	-73	44	-124	10		

**NOTES:**

- This table includes cases filed and refiled.
- All cases are counted by docket number.
- See "Narrative Summary of Caseload Statistics" for explanation of the effect of venue changes on caseload figures.

SUPERIOR COURT -- TOTAL CASELOAD DETAIL

TABLE SC-2  
(con't.)

	1980	1981	1982	1983	1984	1985	1986	1987	% CHG. '80-'87	% CHG. '86-'87
<b>SOMERSET</b>										
<b>CIVIL</b>										
-Pending Jan.1	323	325	349	345	305	316	292	213	-34.1	-27.1
-Filings	271	316	291	248	243	233	219	219	-19.2	0.0
-Dispositions	269	292	295	288	232	257	298	228	-15.2	-23.5
-Pending Dec.31	325	349	345	305	316	292	213	204	-37.2	-4.2
-Caseload Chg.	2	24	-4	-40	11	-24	-79	-9		
<b>URES A</b>										
-Pending Jan.1	38	48	42	57	58	45	91	112	194.7	23.1
-Filings	104	68	93	82	64	106	57	37	-64.4	-35.1
-Dispositions	94	74	78	81	77	60	36	28	-70.2	-22.2
-Pending Dec.31	48	42	57	58	45	91	112	121	152.1	8.0
-Caseload Chg.	10	-6	15	1	-13	46	21	9		
<b>CRIMINAL</b>										
-Pending Jan.1	349	292	337	395	348	408	474	622	78.2	31.2
-Filings	975	1017	767	815	804	829	881	938	-3.8	6.5
-Dispositions	1032	972	709	862	744	763	733	1030	-0.2	40.5
-Pending Dec.31	292	337	395	348	408	474	622	530	81.5	-14.8
-Caseload Chg.	-57	45	58	-47	60	66	148	-92		
<b>TOTAL CASELOAD</b>										
-Pending Jan.1	710	665	728	797	711	769	857	947	33.4	10.5
-Filings	1350	1401	1151	1145	1111	1168	1157	1194	-11.6	3.2
-Dispositions	1395	1338	1082	1231	1053	1080	1067	1286	-7.8	20.5
-Pending Dec.31	665	728	797	711	769	857	947	855	28.6	-9.7
-Caseload Chg.	-45	63	69	-86	58	88	90	-92		

NOTES:

- This table includes cases filed and refiled.
- All cases are counted by docket number.
- See "Narrative Summary of Caseload Statistics" for explanation of the effect of venue changes on caseload figures.

**SUPERIOR COURT -- TOTAL CASELOAD DETAIL**

TABLE SC-2  
(con't.)

	1980	1981	1982	1983	1984	1985	1986	1987	% CHG. '80-'87	% CHG. '86-'87
<b>WALDO</b>										
<b>CIVIL</b>										
-Pending Jan.1	215	207	183	144	117	142	146	118	-45.1	-19.2
-Filings	130	117	96	85	108	99	99	74	-43.1	-25.3
-Dispositions	138	141	135	112	83	95	127	107	-22.5	-15.7
-Pending Dec.31	207	183	144	117	142	146	118	85	-58.9	-28.0
-Caseload Chg.	-8	-24	-39	-27	25	4	-28	-33		
<b>URES A</b>										
-Pending Jan.1	16	43	41	37	41	35	41	65	306.3	58.5
-Filings	59	51	36	51	45	43	45	25	-57.6	-44.4
-Dispositions	32	53	40	47	51	37	21	34	6.3	61.9
-Pending Dec.31	43	41	37	41	35	41	65	56	30.2	-13.8
-Caseload Chg.	27	-2	-4	4	-6	6	24	-9		
<b>CRIMINAL</b>										
-Pending Jan.1	168	113	127	176	229	165	218	205	22.0	-6.0
-Filings	137	219	235	268	245	247	321	265	93.4	-17.4
-Dispositions	192	205	186	215	309	194	334	269	40.1	-19.5
-Pending Dec.31	113	127	176	229	165	218	205	201	77.9	-2.0
-Caseload Chg.	-55	14	49	53	-64	53	-13	-4		
<b>TOTAL CASELOAD</b>										
-Pending Jan.1	399	363	351	357	387	342	405	388	-2.8	-4.2
-Filings	326	387	367	404	398	389	465	364	11.7	-21.7
-Dispositions	362	399	361	374	443	326	482	410	13.3	-14.9
-Pending Dec.31	363	351	357	387	342	405	388	342	-5.8	-11.9
-Caseload Chg.	-36	-12	6	30	-45	63	-17	-46		

**NOTES:**

- This table includes cases filed and refiled.
- All cases are counted by docket number.
- See "Narrative Summary of Caseload Statistics" for explanation of the effect of venue changes on caseload figures.



**SUPERIOR COURT -- TOTAL CASELOAD DETAIL**

**TABLE SC-2**  
(con't.)

	1980	1981	1982	1983	1984	1985	1986	1987	% CHG. '80-'87	% CHG. '86-'87
<b>WASHINGTON</b>										
<b>CIVIL</b>										
-Pending Jan.1	260	265	216	211	216	224	177	161	-38.1	-9.0
-Filings	178	167	122	121	133	114	100	136	-23.6	36.0
-Dispositions	173	216	127	116	125	161	116	138	-20.2	19.0
-Pending Dec.31	265	216	211	216	224	177	161	159	-40.0	-1.2
-Caseload Chg.	5	-49	-5	5	8	-47	-16	-2		
<b>URES A</b>										
-Pending Jan.1	35	60	71	66	61	53	68	86	145.7	26.5
-Filings	70	75	59	74	62	73	60	41	-41.4	-31.7
-Dispositions	45	64	64	79	70	58	42	56	24.4	33.3
-Pending Dec.31	60	71	66	61	53	68	86	71	18.3	-17.4
-Caseload Chg.	25	11	-5	-5	-8	15	18	-15		
<b>CRIMINAL</b>										
-Pending Jan.1	186	118	153	197	208	224	214	271	45.7	26.6
-Filings	183	232	191	320	281	273	269	353	92.9	31.2
-Dispositions	250	197	147	309	265	283	212	349	39.6	64.6
-Pending Dec.31	118	153	197	208	224	214	271	275	133.1	1.5
-Caseload Chg.	-68	35	44	11	16	-10	57	4		
<b>TOTAL CASELOAD</b>										
-Pending Jan.1	481	443	440	474	485	501	459	518	7.7	12.9
-Filings	431	474	372	515	476	460	429	530	23.0	23.5
-Dispositions	468	477	338	504	460	502	370	543	16.0	46.8
-Pending Dec.31	443	440	474	485	501	459	518	505	14.0	-2.5
-Caseload Chg.	-38	-3	34	11	16	-42	59	-13		

**NOTES:**

- This table includes cases filed and refiled.
- All cases are counted by docket number.
- See "Narrative Summary of Caseload Statistics" for explanation of the effect of venue changes on caseload figures.

SUPERIOR COURT -- TOTAL CASELOAD DETAIL

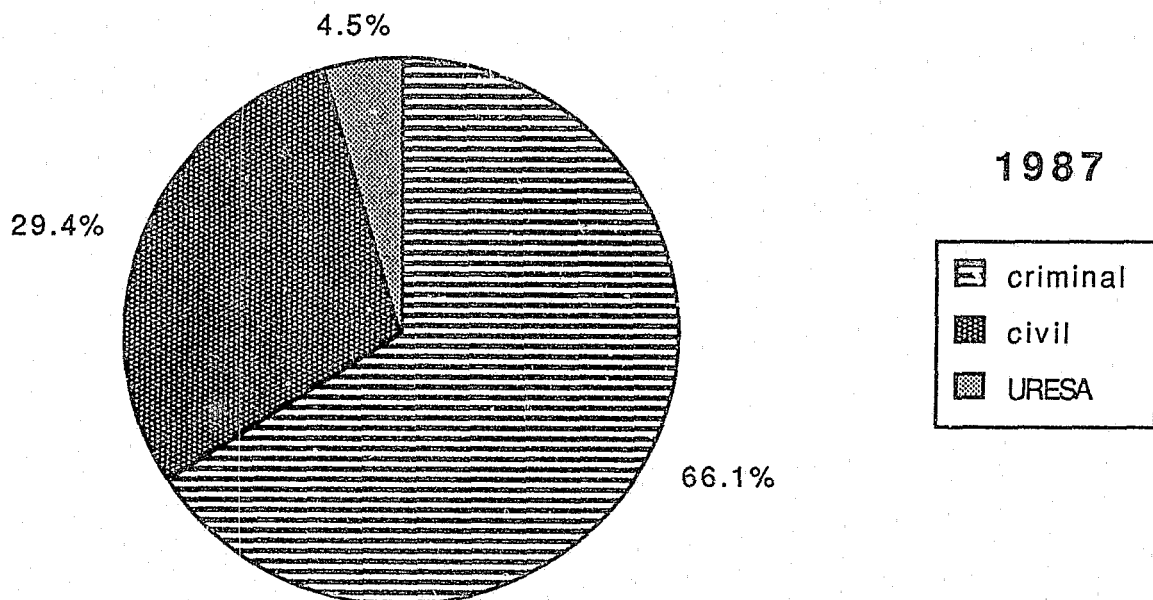
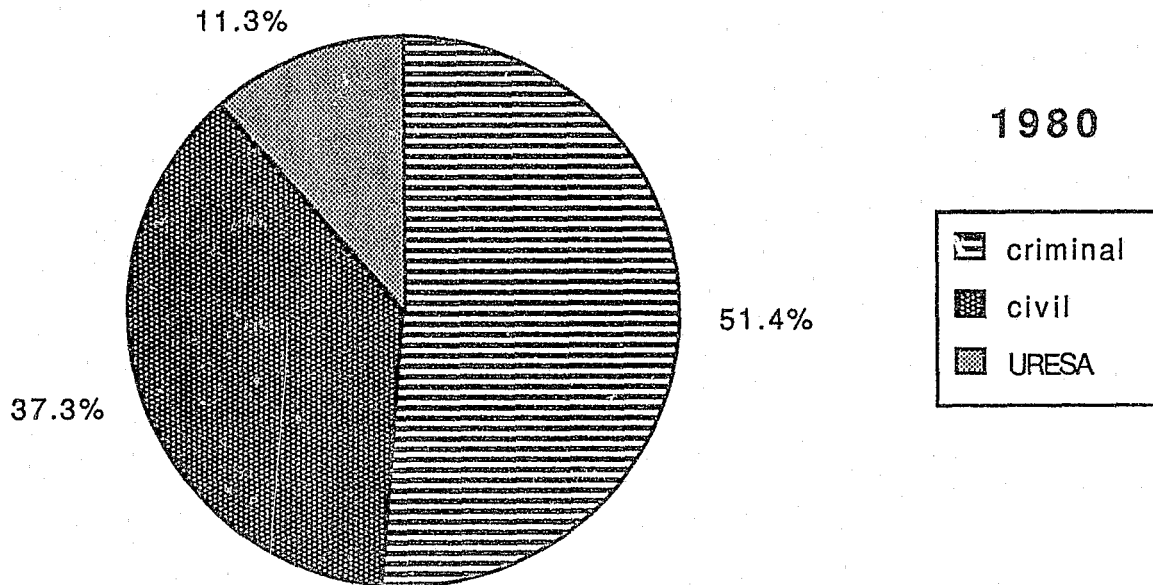
TABLE SC-2  
(con't.)

YORK	1980	1981	1982	1983	1984	1985	1986	1987	% CHG.	
									'80-'87	'86-'87
CIVIL										
-Pending Jan.1	942	979	1090	1174	1151	1071	1099	1099	16.7	0.0
-Filings	780	810	791	754	669	700	694	765	-1.9	10.2
-Dispositions	743	699	707	777	749	672	694	715	-3.8	3.0
-Pending Dec.31	979	1090	1174	1151	1071	1099	1099	1149	17.4	4.5
-Caseload Chg.	37	111	84	-23	-80	28	0	50		
URESА										
-Pending Jan.1	109	174	224	241	272	191	292	383	251.4	31.2
-Filings	285	255	195	180	162	213	190	114	-60.0	-40.0
-Dispositions	220	205	178	149	243	112	99	82	-62.7	-17.2
-Pending Dec.31	174	224	241	272	191	292	333	415	138.5	8.4
-Caseload Chg.	65	50	17	31	-81	101	91	32		
CRIMINAL										
-Pending Jan.1	545	504	638	745	637	495	785	1094	100.7	39.4
-Filings	1126	1186	1072	940	817	1250	1587	1584	40.7	-0.2
-Dispositions	1167	1052	965	1048	959	960	1278	1744	49.4	36.5
-Pending Dec.31	504	638	745	637	495	785	1094	934	85.3	-14.6
-Caseload Chg.	-41	134	107	-108	-142	290	309	-160		
TOTAL CASELOAD										
-Pending Jan.1	1596	1657	1952	2160	2060	1757	2176	2576	61.4	18.4
-Filings	2191	2251	2058	1874	1648	2163	2471	2463	12.4	-0.3
-Dispositions	2130	1956	1850	1974	1951	1744	2071	2541	19.3	22.7
-Pending Dec.31	1657	1952	2160	2060	1757	2176	2576	2498	50.8	-3.0
-Caseload Chg.	61	295	208	-100	-303	419	400	-78		

NOTES:

- This table includes cases filed and refiled.
- All cases are counted by docket number.
- See "Narrative Summary of Caseload Statistics" for explanation of the effect of venue changes on caseload figures.

**SUPERIOR COURT CASELOAD  
PERCENT OF TOTAL  
1980 and 1987**

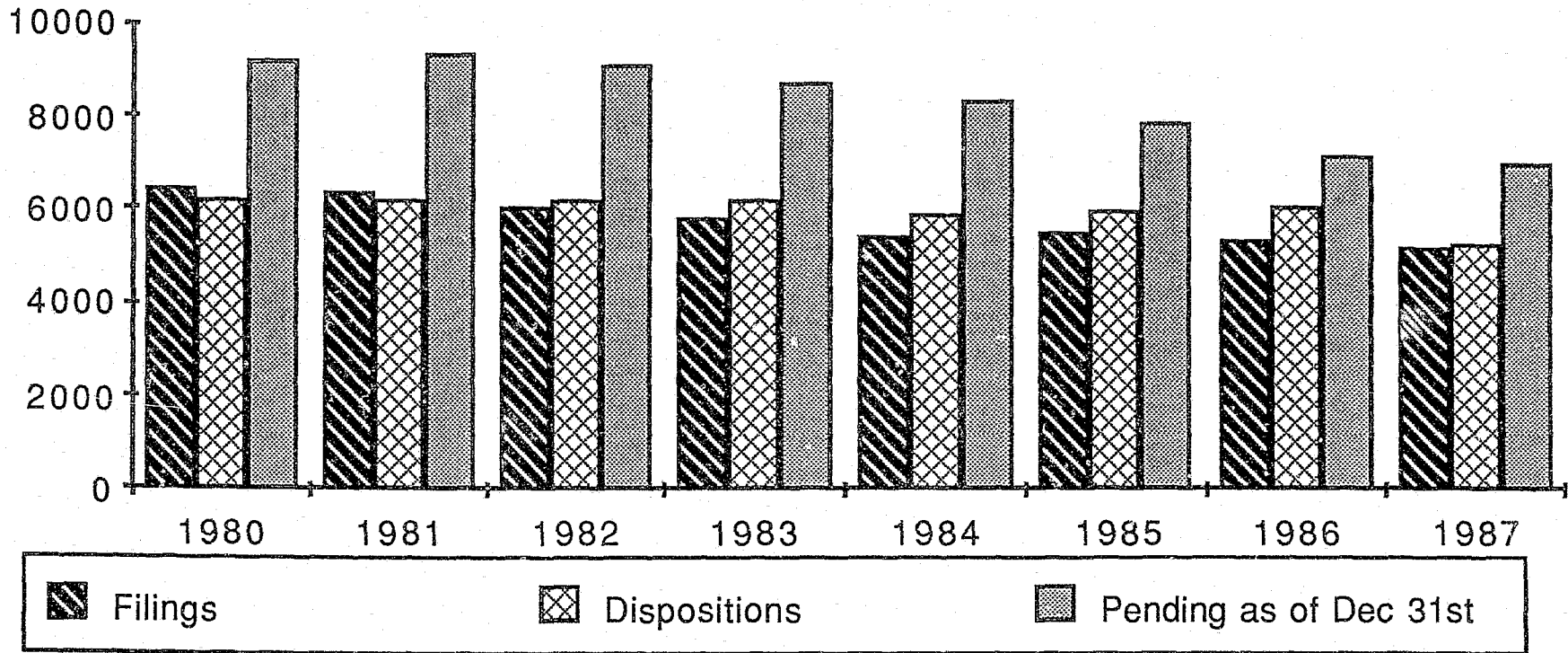


SUPERIOR COURT  
CASELOAD STATISTICS

CIVIL CASELOAD

# SUPERIOR COURT CIVIL CASELOAD

number of cases



- 77 -

**SUPERIOR COURT -- CIVIL FILINGS SUMMARY\***

TABLE SC-5

COURT LOCATION	1980	1981	1982	1983	1984	1985	1986	1987	% CHG.	% CHG.
									'80-'87	'86-'87
Androscoggin	630	623	596	599	545	544	507	545	-13.5	7.5
Aroostook	360	312	361	379	307	322	293	265	-26.4	-9.6
Cumberland	1577	1606	1531	1418	1335	1361	1385	1372	-13.0	-0.9
Franklin	157	169	135	129	107	87	97	110	-29.9	13.4
Hancock	225	211	213	202	194	191	201	169	-24.9	-15.9
Kennebec	697	631	626	609	590	625	572	472	-32.3	-17.5
Knox	190	194	164	158	148	151	152	166	-12.6	9.2
Lincoln	136	135	152	169	125	119	180	128	-5.9	-28.9
Oxford	211	199	208	171	172	186	189	150	-28.9	-20.6
Penobscot	718	693	645	606	594	608	505	487	-32.2	-3.6
Piscataquis	50	49	41	49	30	37	25	31	-38.0	24.0
Sagadahoc	135	137	111	139	142	144	130	92	-31.9	-29.2
Somerset	271	316	291	248	243	233	219	219	-19.2	0.0
Waldo	130	117	96	85	108	99	99	74	-43.1	-25.3
Washington	178	167	122	121	133	114	100	136	-23.6	36.0
York	780	810	791	754	669	700	694	765	-1.9	10.2
<b>STATE TOTAL</b>	<b>6445</b>	<b>6369</b>	<b>6083</b>	<b>5836</b>	<b>5442</b>	<b>5521</b>	<b>5348</b>	<b>5181</b>	<b>-19.6</b>	<b>-3.1</b>

\*-Includes cases filed and refilled.

SUPERIOR COURT -- CIVIL DISPOSITIONS SUMMARY\*

TABLE SC-6

COURT LOCATION	1980	1981	1982	1983	1984	1985	1986	1987	% CHG.	% CHG.
									'80-'87	'86-'87
Androscoggin	594	607	612	564	590	675	609	573	-3.5	-5.9
Aroostook	330	363	323	376	392	340	292	242	-26.7	-17.1
Cumberland	1376	1445	1461	1634	1524	1537	1489	1310	-4.8	-12.0
Franklin	112	154	163	158	106	127	103	108	-3.6	4.9
Hancock	233	210	199	231	212	193	219	190	-18.5	-13.2
Kennebec	778	737	704	677	651	684	710	476	-38.8	-33.0
Knox	194	226	201	176	162	166	167	173	-10.8	3.6
Lincoln	120	103	145	167	130	123	183	126	5.0	-31.1
Oxford	225	175	213	180	157	214	203	201	-10.7	-1.0
Penobscot	741	645	808	619	618	548	594	601	-18.9	1.2
Piscataquis	47	56	48	28	41	41	43	26	-44.7	-39.5
Sagadahoc	136	133	125	130	109	139	204	106	-22.1	-48.0
Somerset	269	292	295	288	232	257	298	228	-15.2	-23.5
Waldo	138	141	135	112	83	95	127	107	-22.5	-15.7
Washington	173	216	127	116	125	161	116	138	-20.2	19.0
York	743	699	707	777	749	672	694	715	-3.8	3.0
<b>STATE TOTAL</b>	<b>6209</b>	<b>6202</b>	<b>6266</b>	<b>6233</b>	<b>5881</b>	<b>5972</b>	<b>6051</b>	<b>5320</b>	<b>-14.3</b>	<b>-12.1</b>

\*-Includes the disposition of cases filed and refiled.

SUPERIOR COURT -- CIVIL PENDING CASELOAD SUMMARY\*

TABLE SC-7

COURT LOCATION	1980	1981	1982	1983	1984	1985	1986	1987	% CHG.	
									'80-'87	'86-'87
Androscoggin	976	992	976	1011	966	835	733	705	-27.8	-3.8
Aroostook	558	507	545	548	463	445	446	469	-15.9	5.2
Cumberland	2251	2412	2482	2266	2077	1901	1797	1859	-17.4	3.5
Franklin	210	225	197	168	169	129	123	125	-40.5	1.6
Hancock	351	352	366	336	318	316	298	277	-21.1	-7.0
Kennebec	1081	975	897	828	767	708	570	566	-47.6	-0.7
Knox	290	258	221	203	189	174	159	152	-47.6	-4.4
Lincoln	153	185	192	195	190	186	183	185	20.9	1.1
Oxford	248	272	267	258	273	245	231	180	-27.4	-22.1
Penobscot	1042	1090	927	914	890	950	861	747	-28.3	-13.2
Piscataquis	64	57	50	71	60	56	38	43	-32.8	13.2
Sagadahoc	200	204	190	199	232	237	163	149	-25.5	-8.6
Somerset	325	349	345	305	316	292	213	204	-37.2	-4.2
Waldo	207	183	144	117	142	146	118	85	-58.9	-28.0
Washington	265	216	211	216	224	177	161	159	-40.0	-1.2
York	979	1090	1174	1151	1071	1099	1099	1149	17.4	4.5
<b>STATE TOTAL</b>	<b>9200</b>	<b>9367</b>	<b>9184</b>	<b>8786</b>	<b>8347</b>	<b>7896</b>	<b>7193</b>	<b>7054</b>	<b>-23.3</b>	<b>-1.9</b>

\*-Includes cases filed and refiled.

-Cases pending as of December 31st.



**SUPERIOR COURT -- CIVIL FILINGS AND DISPOSITIONS BY TYPE OF CASE**

**TABLE SC-8**

STATE TOTAL	FILINGS								DISPOSITIONS							
	1980	1981	1982	1983	1984	1985	1986	1987	1980	1981	1982	1983	1984	1985	1986	1987
Damages	1090	874	934	1054	900	800	862	465	959	924	876	969	911	1014	1030	785
Personal Injury	985	1055	1098	1200	1184	1273	1188	1321	875	926	1048	1067	1085	1319	1345	1200
Contract	1351	1462	1499	1221	1107	1161	979	1082	1328	1373	1501	1384	1331	1196	1195	1075
Divorce	481	539	451	406	362	345	373	387	475	525	486	427	394	339	388	333
Rule 80B/80C Appeal	-	-	-	-	-	-	-	362	-	-	-	-	-	-	-	178
Appeal/Lower Court	213	322	267	301	262	222	236	218	247	290	286	282	276	253	253	203
Real Property Action	-	-	-	-	-	-	-	365	-	-	-	-	-	-	-	152
Equitable Action	-	-	-	-	-	-	-	341	-	-	-	-	-	-	-	133
Other	2325	2117	1834	1653	1627	1720	1710	640	2325	2164	2069	2104	1884	1851	1840	1261
<b>TOTAL</b>	<b>6445</b>	<b>6369</b>	<b>6083</b>	<b>5835</b>	<b>5442</b>	<b>5521</b>	<b>5348</b>	<b>5181</b>	<b>6209</b>	<b>6202</b>	<b>6266</b>	<b>6233</b>	<b>5881</b>	<b>5972</b>	<b>6051</b>	<b>5320</b>

**PERCENTAGE OF CIVIL FILINGS BY TYPE OF CASE\***

	1980	1981	1982	1983	1984	1985	1986	1987
Damages	16.9	13.7	15.4	18.1	16.5	14.5	16.1	9.0
Personal Injury	15.3	16.6	18.1	20.6	21.8	23.1	22.2	25.5
Contract	21.0	23.0	24.6	20.9	20.3	21.0	18.3	20.9
Divorce	7.5	8.5	7.4	7.0	6.7	6.2	7.0	7.5
Rule 80B/80C Appeal	-	-	-	-	-	-	-	7.0
Appeal/Lower Court	3.3	5.1	4.4	5.2	4.8	4.0	4.4	4.2
Real Property Action	-	-	-	-	-	-	-	7.0
Equitable Action	-	-	-	-	-	-	-	6.6
Other	36.1	33.2	30.1	28.3	29.9	31.2	32.0	12.4
<b>TOTAL</b>	<b>100.0</b>	<b>100.0</b>	<b>100.0</b>	<b>100.0</b>	<b>100.0</b>	<b>100.0</b>	<b>100.0</b>	<b>100.0</b>

**NOTE:**

The decrease in damages and other types of cases is due to the change in the Superior Court statistical system. Beginning in 1987, case types were changed to extract the Rule 80B/80C appeals, real property actions and equitable actions from the "other" category, and some damages cases are now more appropriately being counted in the new categories.

- Includes cases filed and refilled.
- Types of cases are defined at the end of this section.
- Percentages may not total 100.0 due to rounding.
- Sixty-five of the appeals in 1987 were small claims appeals from District Court.

**SUPERIOR COURT - CIVIL FILINGS AND DISPOSITIONS BY TYPE OF CASE\***

**TABLE SC-8  
(con't.)**

	FILINGS								DISPOSITIONS							
	1980	1981	1982	1983	1984	1985	1986	1987	1980	1981	1982	1983	1984	1985	1986	1987
<b>ANDROSCOGGIN</b>																
Damages	122	80	95	82	85	63	44	15	144	98	91	88	90	101	89	67
Personal Injury	156	131	161	165	188	201	166	198	117	128	162	129	149	206	219	175
Contract	114	156	119	115	92	93	99	120	119	141	129	125	104	125	107	117
Divorce	31	26	25	22	29	17	20	17	30	31	28	17	35	21	20	14
Rule 80B/80C Appeal	-	-	-	-	-	-	-	17	-	-	-	-	-	-	-	7
Appeal/Lower Court	12	15	8	20	21	24	11	21	11	16	13	16	19	21	20	16
Real Property Action	-	-	-	-	-	-	-	59	-	-	-	-	-	-	-	17
Equitable Action	-	-	-	-	-	-	-	28	-	-	-	-	-	-	-	8
Other	195	215	188	195	130	145	167	70	173	193	189	189	193	201	154	152
<b>TOTAL</b>	<b>630</b>	<b>623</b>	<b>596</b>	<b>599</b>	<b>545</b>	<b>543</b>	<b>507</b>	<b>545</b>	<b>594</b>	<b>607</b>	<b>612</b>	<b>564</b>	<b>590</b>	<b>675</b>	<b>609</b>	<b>573</b>
<b>AROOSTOOK</b>																
Damages	80	93	114	115	95	88	82	44	67	79	91	110	103	111	98	55
Personal Injury	102	81	84	93	89	99	84	85	64	85	77	94	98	90	75	77
Contract	31	46	105	110	62	63	52	47	42	52	64	80	107	81	47	44
Divorce	7	12	10	11	14	21	12	10	14	14	10	8	13	14	13	14
Rule 80B/80C Appeal	-	-	-	-	-	-	-	9	-	-	-	-	-	-	-	9
Appeal/Lower Court	5	3	10	10	12	16	21	14	12	7	8	15	10	11	20	10
Real Property Action	-	-	-	-	-	-	-	12	-	-	-	-	-	-	-	3
Equitable Action	-	-	-	-	-	-	-	16	-	-	-	-	-	-	-	3
Other	135	77	38	40	35	35	42	28	131	126	73	69	61	33	39	27
<b>TOTAL</b>	<b>360</b>	<b>312</b>	<b>361</b>	<b>379</b>	<b>307</b>	<b>322</b>	<b>293</b>	<b>265</b>	<b>330</b>	<b>363</b>	<b>323</b>	<b>376</b>	<b>392</b>	<b>340</b>	<b>292</b>	<b>242</b>

\*See footnotes on first page of this table.

**SUPERIOR COURT - CIVIL FILINGS AND DISPOSITIONS BY TYPE OF CASE\***

**TABLE SC-8  
(con't.)**

	FILINGS								DISPOSITIONS							
	1980	1981	1982	1983	1984	1985	1986	1987	1980	1981	1982	1983	1984	1985	1986	1987
<b>CUMBERLAND</b>																
Damages	400	234	267	316	345	284	360	136	252	258	244	298	284	343	394	327
Personal Injury	147	219	220	217	195	263	241	303	164	176	199	216	204	281	266	203
Contract	383	377	376	254	219	273	216	359	326	357	341	333	326	295	279	260
Divorce	177	175	151	169	129	123	165	191	121	151	145	174	167	147	137	150
Rule 80B/80C Appeal	-	-	-	-	-	-	-	81	-	-	-	-	-	-	-	42
Appeal/Lower Court	32	75	65	82	63	41	43	44	43	71	52	71	76	54	56	27
Real Property Action	-	-	-	-	-	-	-	74	-	-	-	-	-	-	-	34
Equitable Action	-	-	-	-	-	-	-	63	-	-	-	-	-	-	-	21
Other	438	526	452	380	384	377	360	121	470	432	480	542	467	417	357	246
<b>TOTAL</b>	<b>1577</b>	<b>1606</b>	<b>1531</b>	<b>1418</b>	<b>1335</b>	<b>1361</b>	<b>1385</b>	<b>1372</b>	<b>1376</b>	<b>1445</b>	<b>1461</b>	<b>1634</b>	<b>1524</b>	<b>1537</b>	<b>1489</b>	<b>1310</b>
<b>FRANKLIN</b>																
Damages	15	15	4	14	11	6	4	6	13	22	10	17	9	11	9	8
Personal Injury	20	19	22	22	20	18	19	30	11	14	21	20	22	21	23	23
Contract	45	51	28	20	31	18	36	22	25	51	46	29	31	27	31	30
Divorce	26	44	29	18	16	10	14	13	26	30	46	18	10	22	7	15
Rule 80B/80C Appeal	-	-	-	-	-	-	-	3	-	-	-	-	-	-	-	-
Appeal/Lower Court	14	3	7	16	9	1	6	6	4	12	6	15	5	9	6	4
Real Property Action	-	-	-	-	-	-	-	6	-	-	-	-	-	-	-	3
Equitable Action	-	-	-	-	-	-	-	10	-	-	-	-	-	-	-	2
Other	37	37	45	39	20	34	18	14	33	25	34	59	29	37	27	23
<b>TOTAL</b>	<b>157</b>	<b>169</b>	<b>135</b>	<b>129</b>	<b>107</b>	<b>87</b>	<b>97</b>	<b>110</b>	<b>112</b>	<b>154</b>	<b>163</b>	<b>158</b>	<b>106</b>	<b>127</b>	<b>103</b>	<b>108</b>

\*See footnotes on first page of this table.

**SUPERIOR COURT - CIVIL FILINGS AND DISPOSITIONS BY TYPE OF CASE\***

**TABLE SC-8  
(con't.)**

	FILINGS								DISPOSITIONS							
	1980	1981	1982	1983	1984	1985	1986	1987	1980	1981	1982	1983	1984	1985	1986	1987
<b>HANCOCK</b>																
Damages	37	46	16	37	22	17	17	17	23	32	31	27	28	27	27	16
Personal Injury	31	29	38	34	43	53	57	39	32	22	25	38	35	52	44	57
Contract	48	43	71	49	46	35	29	26	54	54	49	57	61	30	49	32
Divorce	13	26	18	17	14	10	11	10	19	20	25	14	18	10	14	8
Rule 80B/80C Appeal	-	-	-	-	-	-	-	11	-	-	-	-	-	-	-	5
Appeal/Lower Court	9	14	3	6	3	10	16	8	11	9	5	8	4	8	12	9
Real Property Action	-	-	-	-	-	-	-	16	-	-	-	-	-	-	-	7
Equitable Action	-	-	-	-	-	-	-	17	-	-	-	-	-	-	-	9
Other	87	53	67	58	66	66	71	25	94	73	64	87	66	66	73	47
<b>TOTAL</b>	<b>225</b>	<b>211</b>	<b>213</b>	<b>201</b>	<b>194</b>	<b>191</b>	<b>201</b>	<b>169</b>	<b>233</b>	<b>210</b>	<b>199</b>	<b>231</b>	<b>212</b>	<b>193</b>	<b>219</b>	<b>190</b>
<b>KENNEBEC</b>																
Damages	52	46	52	64	46	83	76	51	108	74	58	59	43	79	84	52
Personal Injury	79	73	56	94	78	88	78	138	94	93	86	86	88	81	110	84
Contract	128	123	118	66	69	73	62	47	159	152	126	121	95	90	67	60
Divorce	21	24	23	22	14	16	12	12	25	23	19	30	17	12	16	9
Rule 80B/80C Appeal	-	-	-	-	-	-	-	60	-	-	-	-	-	-	-	34
Appeal/Lower Court	11	25	36	26	27	20	19	11	26	18	40	21	33	22	24	17
Real Property Action	-	-	-	-	-	-	-	25	-	-	-	-	-	-	-	18
Equitable Action	-	-	-	-	-	-	-	44	-	-	-	-	-	-	-	22
Other	406	340	341	336	356	345	325	84	366	377	375	360	375	400	409	180
<b>TOTAL</b>	<b>697</b>	<b>631</b>	<b>626</b>	<b>608</b>	<b>590</b>	<b>625</b>	<b>572</b>	<b>472</b>	<b>778</b>	<b>737</b>	<b>704</b>	<b>677</b>	<b>651</b>	<b>684</b>	<b>710</b>	<b>476</b>

\*See footnotes on first page of this table.

**SUPERIOR COURT - CIVIL FILINGS AND DISPOSITIONS BY TYPE OF CASE\***

**TABLE SC-8  
(con't.)**

KNOX	FILINGS								DISPOSITIONS							
	1980	1981	1982	1983	1984	1985	1986	1987	1980	1981	1982	1983	1984	1985	1986	1987
Damages	40	45	30	38	26	24	24	17	33	38	37	37	33	42	24	22
Personal Injury	30	22	31	26	27	31	28	38	30	39	30	22	24	30	33	33
Contract	55	44	35	23	33	27	20	25	53	57	52	35	42	28	30	26
Divorce	6	8	6	13	8	8	9	3	10	6	10	9	9	8	11	6
Rule 80B/80C Appeal	-	-	-	-	-	-	-	28	-	-	-	-	-	-	-	16
Appeal/Lower Court	8	16	10	18	12	9	14	5	16	15	12	11	15	11	11	10
Real Property Action	-	-	-	-	-	-	-	5	-	-	-	-	-	-	-	2
Equitable Action	-	-	-	-	-	-	-	10	-	-	-	-	-	-	-	7
Other	51	59	52	40	42	52	57	35	52	71	60	62	39	47	58	51
<b>TOTAL</b>	<b>190</b>	<b>194</b>	<b>164</b>	<b>158</b>	<b>148</b>	<b>151</b>	<b>152</b>	<b>166</b>	<b>194</b>	<b>226</b>	<b>201</b>	<b>176</b>	<b>162</b>	<b>166</b>	<b>167</b>	<b>173</b>
<b>LINCOLN</b>	<b>1980</b>	<b>1981</b>	<b>1982</b>	<b>1983</b>	<b>1984</b>	<b>1985</b>	<b>1986</b>	<b>1987</b>	<b>1980</b>	<b>1981</b>	<b>1982</b>	<b>1983</b>	<b>1984</b>	<b>1985</b>	<b>1986</b>	<b>1987</b>
Damages	34	27	24	42	14	12	37	22	18	24	22	37	33	13	31	18
Personal Injury	19	19	24	26	30	30	27	23	19	14	16	23	17	36	48	19
Contract	21	24	25	44	40	26	27	24	20	17	21	35	39	24	40	26
Divorce	7	4	4	3	7	7	9	8	8	6	6	4	3	5	6	7
Rule 80B/80C Appeal	-	-	-	-	-	-	-	14	-	-	-	-	-	-	-	4
Appeal/Lower Court	5	13	14	8	3	4	4	7	8	5	13	13	2	6	6	5
Real Property Action	-	-	-	-	-	-	-	8	-	-	-	-	-	-	-	3
Equitable Action	-	-	-	-	-	-	-	14	-	-	-	-	-	-	-	3
Other	50	48	61	47	31	40	76	8	47	37	67	55	36	39	52	41
<b>TOTAL</b>	<b>136</b>	<b>135</b>	<b>152</b>	<b>170</b>	<b>125</b>	<b>119</b>	<b>180</b>	<b>128</b>	<b>120</b>	<b>103</b>	<b>145</b>	<b>167</b>	<b>130</b>	<b>123</b>	<b>183</b>	<b>126</b>

\*See footnotes on first page of this table.

**SUPERIOR COURT - CIVIL FILINGS AND DISPOSITIONS BY TYPE OF CASE\***

TABLE SC-8  
(con't.)

	FILINGS								DISPOSITIONS							
	1980	1981	1982	1983	1984	1985	1986	1987	1980	1981	1982	1983	1984	1985	1986	1987
<b>OXFORD</b>																
Damages	21	14	32	57	39	29	16	11	34	19	25	22	37	43	30	27
Personal Injury	29	36	48	24	37	42	45	43	26	23	32	38	34	43	35	52
Contract	56	46	52	33	50	52	53	29	59	42	57	47	33	58	60	55
Divorce	21	19	13	17	9	19	12	11	20	21	16	14	12	10	18	11
Rule 80B/80C Appeal	-	-	-	-	-	-	-	3	-	-	-	-	-	-	-	2
Appeal/Lower Court	22	23	11	6	13	5	11	7	14	16	26	9	8	16	7	10
Real Property Action	-	-	-	-	-	-	-	11	-	-	-	-	-	-	-	2
Equitable Action	-	-	-	-	-	-	-	11	-	-	-	-	-	-	-	3
Other	62	61	52	34	24	39	52	24	72	54	57	50	33	44	53	39
<b>TOTAL</b>	<b>211</b>	<b>199</b>	<b>208</b>	<b>171</b>	<b>172</b>	<b>186</b>	<b>189</b>	<b>150</b>	<b>225</b>	<b>175</b>	<b>213</b>	<b>180</b>	<b>157</b>	<b>214</b>	<b>203</b>	<b>201</b>
<b>PENOBSCOT</b>																
Damages	100	71	86	72	81	57	53	40	70	86	85	66	68	74	73	45
Personal Injury	138	168	143	168	144	164	159	139	144	129	169	155	130	158	171	163
Contract	214	164	145	180	145	179	89	103	217	172	224	161	171	112	146	133
Divorce	24	25	42	28	34	23	12	13	43	34	36	27	30	21	23	21
Rule 80B/80C Appeal	-	-	-	-	-	-	-	18	-	-	-	-	-	-	-	11
Appeal/Lower Court	29	37	36	40	25	20	34	28	28	29	37	37	37	23	22	43
Real Property Action	-	-	-	-	-	-	-	20	-	-	-	-	-	-	-	10
Equitable Action	-	-	-	-	-	-	-	29	-	-	-	-	-	-	-	15
Other	213	228	193	118	165	165	158	97	239	195	257	173	182	160	159	160
<b>TOTAL</b>	<b>718</b>	<b>693</b>	<b>645</b>	<b>606</b>	<b>594</b>	<b>608</b>	<b>505</b>	<b>487</b>	<b>741</b>	<b>645</b>	<b>808</b>	<b>619</b>	<b>618</b>	<b>548</b>	<b>594</b>	<b>601</b>

\*See footnotes on first page of this table.

SUPERIOR COURT - CIVIL FILINGS AND DISPOSITIONS BY TYPE OF CASE\*

TABLE SC-8  
(con't.)

PISCATAQUIS	FILINGS								DISPOSITIONS							
	1980	1981	1982	1983	1984	1985	1986	1987	1980	1981	1982	1983	1984	1985	1986	1987
Damages	2	2	11	4	5	2	-	-	6	5	4	1	8	7	4	-
Personal Injury	13	6	5	16	9	7	6	11	4	8	9	3	7	12	13	7
Contract	11	7	7	10	8	13	13	7	9	11	9	5	11	9	11	12
Divorce	3	5	3	3	1	1	-	3	1	5	4	-	3	1	3	1
Rule 80B/80C Appeal	-	-	-	-	-	-	-	2	-	-	-	-	-	-	-	-
Appeal/Lower Court	3	10	4	6	2	5	2	-	6	8	5	7	2	2	5	1
Real Property Action	-	-	-	-	-	-	-	8	-	-	-	-	-	-	-	3
Equitable Action	-	-	-	-	-	-	-	-	-	-	-	-	-	-	-	-
Other	18	19	11	10	5	9	4	-	21	19	17	12	10	10	7	2
<b>TOTAL</b>	<b>50</b>	<b>49</b>	<b>41</b>	<b>49</b>	<b>30</b>	<b>37</b>	<b>25</b>	<b>31</b>	<b>47</b>	<b>56</b>	<b>48</b>	<b>28</b>	<b>41</b>	<b>41</b>	<b>43</b>	<b>26</b>
<b>SAGADAHOC</b>	<b>1980</b>	<b>1981</b>	<b>1982</b>	<b>1983</b>	<b>1984</b>	<b>1985</b>	<b>1986</b>	<b>1987</b>	<b>1980</b>	<b>1981</b>	<b>1982</b>	<b>1983</b>	<b>1984</b>	<b>1985</b>	<b>1986</b>	<b>1987</b>
Damages	14	16	7	11	10	12	12	8	19	13	9	14	11	12	16	14
Personal Injury	34	32	24	43	35	32	24	28	28	35	23	33	28	40	42	20
Contract	41	23	21	15	29	19	26	19	42	30	33	23	22	20	32	23
Divorce	6	11	8	4	8	6	14	5	8	11	5	8	6	3	10	9
Rule 80B/80C Appeal	-	-	-	-	-	-	-	5	-	-	-	-	-	-	-	4
Appeal/Lower Court	7	11	11	6	4	9	3	3	8	10	13	3	5	6	9	1
Real Property Action	-	-	-	-	-	-	-	10	-	-	-	-	-	-	-	3
Equitable Action	-	-	-	-	-	-	-	9	-	-	-	-	-	-	-	4
Other	33	44	40	60	56	65	51	5	31	34	42	49	37	58	95	28
<b>TOTAL</b>	<b>135</b>	<b>137</b>	<b>111</b>	<b>139</b>	<b>142</b>	<b>143</b>	<b>130</b>	<b>92</b>	<b>136</b>	<b>133</b>	<b>125</b>	<b>130</b>	<b>109</b>	<b>139</b>	<b>204</b>	<b>106</b>

\*See footnotes on first page of this table.

**SUPERIOR COURT - CIVIL FILINGS AND DISPOSITIONS BY TYPE OF CASE\***

**TABLE SC-8  
(con't.)**

	FILINGS								DISPOSITIONS							
	1980	1981	1982	1983	1984	1985	1986	1987	1980	1981	1982	1983	1984	1985	1986	1987
<b>SOMERSET</b>																
Damages	44	36	46	20	23	21	15	30	56	47	43	38	26	34	29	18
Personal Injury	43	50	55	58	61	34	47	31	32	38	49	47	64	57	49	45
Contract	71	113	80	100	68	82	62	24	57	73	94	99	74	83	98	53
Divorce	78	93	83	41	46	55	51	36	82	100	81	67	35	37	75	32
Rule 80B/80C Appeal	-	-	-	9	-	-	-	9	-	-	-	-	-	-	-	4
Appeal/Lower Court	-	-	-	-	8	8	11	10	5	1	-	6	6	11	8	14
Real Property Action	-	-	-	-	-	-	-	33	-	-	-	-	-	-	-	18
Equitable Action	-	-	-	-	-	-	-	10	-	-	-	-	-	-	-	3
Other	35	24	27	20	37	33	33	36	37	33	28	31	27	35	39	41
<b>TOTAL</b>	<b>271</b>	<b>316</b>	<b>291</b>	<b>248</b>	<b>243</b>	<b>233</b>	<b>219</b>	<b>219</b>	<b>269</b>	<b>292</b>	<b>295</b>	<b>288</b>	<b>232</b>	<b>257</b>	<b>298</b>	<b>228</b>
<b>WALDO</b>																
Damages	17	22	24	12	7	17	18	5	13	26	18	21	18	8	25	11
Personal Injury	16	18	22	21	29	28	18	16	22	19	21	19	16	22	26	33
Contract	39	24	28	25	36	18	13	11	40	29	44	21	25	32	23	18
Divorce	10	9	-	5	3	5	1	3	7	10	5	5	2	4	3	3
Rule 80B/80C Appeal	-	-	-	-	-	-	-	2	-	-	-	-	-	-	-	2
Appeal/Lower Court	4	2	4	2	4	-	6	5	3	4	3	3	5	-	5	3
Real Property Action	-	-	-	-	-	-	-	15	-	-	-	-	-	-	-	9
Equitable Action	-	-	-	-	-	-	-	4	-	-	-	-	-	-	-	3
Other	44	42	18	20	29	31	43	13	53	53	44	43	17	29	45	25
<b>TOTAL</b>	<b>130</b>	<b>117</b>	<b>96</b>	<b>85</b>	<b>108</b>	<b>99</b>	<b>99</b>	<b>74</b>	<b>138</b>	<b>141</b>	<b>135</b>	<b>112</b>	<b>83</b>	<b>95</b>	<b>127</b>	<b>107</b>

\*See footnotes on first page of this table.



SUPERIOR COURT - CIVIL FILINGS AND DISPOSITIONS BY TYPE OF CASE\*

TABLE SC-8  
(con't.)

WASHINGTON	FILINGS								DISPOSITIONS							
	1980	1981	1982	1983	1984	1985	1986	1987	1980	1981	1982	1983	1984	1985	1986	1987
Damages	13	18	6	17	10	13	6	8	13	18	14	15	9	22	7	12
Personal Injury	24	22	22	32	39	36	31	29	25	31	12	23	25	35	33	40
Contract	45	30	35	18	25	27	18	18	48	49	30	28	24	34	24	21
Divorce	9	10	5	7	6	2	3	8	14	17	10	4	7	3	4	5
Rule 80B/80C Appeal	-	-	-	-	-	-	-	10	-	-	-	-	-	-	-	5
Appeal/Lower Court	6	14	5	8	11	8	8	18	7	17	7	4	11	8	7	14
Real Property Action	-	-	-	-	-	-	-	11	-	-	-	-	-	-	-	3
Equitable Action	-	-	-	-	-	-	-	7	-	-	-	-	-	-	-	5
Other	81	73	49	39	42	28	34	27	66	84	54	42	49	59	41	33
<b>TOTAL</b>	<b>178</b>	<b>167</b>	<b>122</b>	<b>121</b>	<b>133</b>	<b>114</b>	<b>100</b>	<b>136</b>	<b>173</b>	<b>216</b>	<b>127</b>	<b>116</b>	<b>125</b>	<b>161</b>	<b>116</b>	<b>138</b>
<b>YORK</b>	<b>1980</b>	<b>1981</b>	<b>1982</b>	<b>1983</b>	<b>1984</b>	<b>1985</b>	<b>1986</b>	<b>1987</b>	<b>1980</b>	<b>1981</b>	<b>1982</b>	<b>1983</b>	<b>1984</b>	<b>1985</b>	<b>1986</b>	<b>1987</b>
Damages	99	109	120	153	81	72	98	55	90	85	94	119	111	87	90	93
Personal Injury	104	130	143	161	160	147	158	170	63	72	117	121	144	155	158	169
Contract	49	191	254	159	154	163	164	201	58	86	182	185	166	148	151	165
Divorce	42	48	31	26	24	22	28	44	47	46	40	28	27	21	28	28
Rule 80B/80C Appeal	-	-	-	-	-	-	-	90	-	-	-	-	-	-	-	33
Appeal/Lower Court	46	61	43	38	45	42	27	31	45	52	46	43	38	45	35	19
Real Property Action	-	-	-	-	-	-	-	52	-	-	-	-	-	-	-	17
Equitable Action	-	-	-	-	-	-	-	69	-	-	-	-	-	-	-	25
Other	440	271	200	214	205	254	219	53	440	358	228	281	263	316	232	166
<b>TOTAL</b>	<b>780</b>	<b>810</b>	<b>791</b>	<b>751</b>	<b>669</b>	<b>700</b>	<b>694</b>	<b>765</b>	<b>743</b>	<b>699</b>	<b>707</b>	<b>777</b>	<b>749</b>	<b>772</b>	<b>694</b>	<b>715</b>

\*See footnotes on first page of this table.

**SUPERIOR COURT -- CIVIL DISPOSITIONS BY TYPE OF DISPOSITION\***

TABLE SC-9

TYPE OF DISPOSITION	1983	1983	1984	1984	1985	1985	1986	1986	1987	1987
	NO.	% OF	NO.	% OF	NO.	% OF	NO.	% OF	NO.	% OF
	DISP.	TOTAL	DISP.	TOTAL	DISP.	TOTAL	DISP.	TOTAL	DISP.	TOTAL
<b>STATE TOTAL</b>										
Default Judgment	203	3.3	146	2.5	156	2.6	145	2.4	131	2.5
Rule 41 (A)	2827	45.4	2818	47.9	2980	49.9	3141	51.8	2536	47.7
Rule 41 (B)	785	12.6	705	12.0	447	7.5	195	3.2	186	3.5
Dismissal	208	3.3	245	4.2	421	7.0	471	7.8	531	10.0
Summary Judgment	349	5.6	294	5.0	252	4.2	219	3.6	188	3.5
Final Order	382	6.1	377	6.4	359	6.0	398	6.5	470	8.8
Divorce Decree	303	4.9	274	4.7	260	4.4	295	4.9	257	4.8
Appeal Sustained	51	0.8	42	0.7	30	0.5	42	0.7	74	1.4
Appeal Denied	209	3.4	200	3.4	167	2.8	132	2.2	193	3.6
Court Judgment	120	1.9	126	2.1	120	2.0	124	0.0	133	2.5
Jury Verdict	163	2.6	160	2.7	187	3.1	184	2.0	198	3.7
Directed Verdict	12	0.2	9	0.2	5	0.1	6	3.0	14	0.3
Multiple Judgments	44	0.7	19	0.3	27	0.5	27	0.1	18	0.3
Change of Venue	0	0.0	0	0.0	0	0.0	1	0.5	33	0.6
Other	577	9.3	466	7.9	561	9.4	671	11.1	358	6.7
<b>TOTAL</b>	<b>6233</b>	<b>100.0</b>	<b>5881</b>	<b>100.0</b>	<b>5972</b>	<b>100.0</b>	<b>6051</b>	<b>100.0</b>	<b>5320</b>	<b>100.0</b>

\*-Does not include URESA cases.

-Includes the disposition of cases filed and refiled.

-Percentages may not total 100.0 due to rounding.

-Types of dispositions are defined at the end of this section.

**SUPERIOR COURT -- CIVIL DISPOSITIONS BY TYPE OF DISPOSITION\***

TABLE SC-9  
(con't.)

TYPE OF DISPOSITION	1983	1983	1984	1984	1985	1985	1986	1986	1987	1987
	NO.	% OF	NO.	% OF	NO.	% OF	NO.	% OF	NO.	% OF
	DISP.	TOTAL	DISP.	TOTAL	DISP.	TOTAL	DISP.	TOTAL	DISP.	TOTAL
<b>ANDROSCOGGIN</b>										
Default Judgment	35	6.2	29	4.9	19	2.8	18	3.0	12	2.1
Rule 41 (A)	292	51.8	319	54.1	327	48.4	377	61.9	312	54.5
Rule 41 (B)	75	13.3	57	9.7	70	10.4	18	3.0	16	3.0
Dismissal	11	2.0	18	3.1	67	9.9	41	6.7	51	6.7
Summary Judgment	33	5.9	52	8.8	29	4.3	24	3.9	24	3.9
Final Order	1	0.2	0	0.0	0	0.0	0	0.0	69	0.0
Divorce Decree	9	1.6	25	4.2	13	1.9	11	1.8	11	1.8
Appeal Sustained	2	0.4	2	0.3	0	0.0	3	0.5	5	0.5
Appeal Denied	8	1.4	10	1.7	11	1.6	4	0.7	12	0.7
Court Judgment	8	1.4	9	1.5	18	2.7	6	1.0	6	1.0
Jury Verdict	15	2.7	10	1.7	25	3.7	16	2.6	26	2.6
Directed Verdict	0	0.0	1	0.2	0	0.0	0	0.0	1	0.0
Multiple Judgment	2	0.4	1	0.2	4	0.6	3	0.5	2	0.5
Change of Venue	0	0.0	0	0.0	0	0.0	0	0.0	0	0.0
Other	73	12.9	57	9.7	92	13.6	88	14.4	26	14.4
<b>TOTAL</b>	<b>564</b>	<b>100.0</b>	<b>590</b>	<b>100.0</b>	<b>675</b>	<b>100.0</b>	<b>609</b>	<b>100.0</b>	<b>573</b>	<b>100.0</b>

**AROOSTOOK**

Default Judgment	6	1.6	6	1.5	9	2.6	11	3.8	5	2.1
Rule 41 (A)	187	49.7	205	52.3	213	62.6	139	47.6	141	58.3
Rule 41 (B)	45	12.0	63	16.1	1	0.3	19	6.5	0	0.0
Dismissal	4	1.1	0	0.0	0	0.0	1	0.3	10	4.1
Summary Judgment	21	5.6	17	4.3	10	2.9	8	2.7	9	3.7
Final Order	53	14.1	44	11.2	58	17.1	59	20.2	33	13.6
Divorce Decree	7	1.9	8	2.0	9	2.6	10	3.4	11	4.5
Appeal Sustained	0	0.0	0	0.0	2	0.6	1	0.3	2	0.8
Appeal Denied	3	0.8	4	1.0	5	1.5	3	1.0	6	2.5
Court Judgment	11	2.9	15	3.8	13	3.8	8	2.7	11	4.5
Jury Verdict	19	5.1	16	4.1	14	4.1	8	2.7	7	2.9
Directed Verdict	2	0.5	0	0.0	0	0.0	0	0.0	3	1.2
Multiple Judgment	3	0.8	3	0.8	0	0.0	2	0.7	0	0.0
Change of Venue	0	0.0	0	0.0	0	0.0	0	0.0	1	0.4
Other	15	4.0	11	2.8	6	1.8	23	7.9	3	1.2
<b>TOTAL</b>	<b>376</b>	<b>100.0</b>	<b>392</b>	<b>100.0</b>	<b>340</b>	<b>100.0</b>	<b>292</b>	<b>100.0</b>	<b>242</b>	<b>100.0</b>

\*-Does not include URESA cases.

-Includes the disposition of cases filed and refiled.

-Percentages may not total 100.0 due to rounding.

-Types of dispositions are defined at the end of this section.

**SUPERIOR COURT -- CIVIL DISPOSITIONS BY TYPE OF DISPOSITION\***

**TABLE SC-9  
(con't.)**

TYPE OF DISPOSITION	1983	1983	1984	1984	1985	1985	1986	1986	1987	1987
	NO. DISP.	% OF TOTAL	NO. DISP.	% OF TOTAL	NO. DISP.	% OF TOTAL	NO. DISP.	% OF TOTAL	NO. DISP.	% OF TOTAL
<b>CUMBERLAND</b>										
Default Judgment	53	3.2	34	2.2	39	2.5	44	3.1	33	2.5
Rule 41 (A)	682	41.7	707	46.4	846	55.0	792	53.2	640	48.9
Rule 41 (B)	214	13.1	203	13.3	76	4.9	13	0.9	62	4.7
Dismissal	85	5.2	65	4.3	137	8.9	148	9.9	130	9.9
Summary Judgment	72	4.4	54	3.5	44	2.9	40	2.7	26	2.0
Final Order	85	5.2	101	6.6	67	4.4	56	3.8	47	3.6
Divorce Decree	123	7.5	120	7.9	122	7.9	116	7.8	118	9.0
Appeal Sustained	29	1.8	21	1.4	11	0.7	11	0.7	20	1.5
Appeal Denied	71	4.3	73	4.8	45	2.9	32	2.1	38	2.9
Court Judgment	9	0.6	5	0.3	24	1.6	22	1.5	33	2.5
Jury Verdict	40	2.4	36	2.4	32	2.1	48	3.2	50	3.8
Directed Verdict	0	0.0	1	0.1	1	0.1	0	0.0	0	0.0
Multiple Judgments	5	0.3	7	0.5	4	0.3	5	0.3	3	0.2
Change of Venue	0	0.0	0	0.0	0	0.0	0	0.0	6	0.5
Other	166	10.2	97	6.4	89	5.8	162	10.9	104	7.9
<b>TOTAL</b>	<b>1634</b>	<b>100.0</b>	<b>1524</b>	<b>100.0</b>	<b>1537</b>	<b>100.0</b>	<b>1489</b>	<b>100.0</b>	<b>1310</b>	<b>100.0</b>
<b>FRANKLIN</b>										
Default Judgment	4	2.5	2	1.9	3	2.4	2	1.9	2	1.9
Rule 41 (A)	63	39.9	56	52.8	46	36.2	53	51.5	39	36.1
Rule 41 (B)	17	10.8	5	4.7	20	15.7	0	0.0	3	2.8
Dismissal	6	3.8	2	1.9	5	3.9	1	1.0	11	10.2
Summary Judgment	16	10.1	7	6.6	6	4.7	8	7.8	8	7.4
Final Order	0	0.0	1	0.9	2	1.6	3	2.9	9	8.3
Divorce Decree	10	6.3	8	7.5	12	9.4	6	5.8	14	13.0
Appeal Sustained	5	3.2	2	1.9	2	1.6	3	2.9	0	0.0
Appeal Denied	10	6.3	4	3.8	4	3.1	5	4.9	1	0.9
Court Judgment	3	1.9	3	2.8	6	4.7	3	2.9	2	1.9
Jury Verdict	4	2.5	3	2.8	8	6.3	4	3.9	7	6.5
Directed Verdict	0	0.0	0	0.0	0	0.0	0	0.0	0	0.0
Multiple Judgments	4	0.0	0	0.0	0	0.0	4	3.9	0	0.0
Change of Venue	0	0.0	0	0.0	0	0.0	0	0.0	1	0.9
Other	16	10.1	13	11.3	13	10.2	11	10.7	11	10.2
<b>TOTAL</b>	<b>158</b>	<b>100.0</b>	<b>106</b>	<b>100.0</b>	<b>127</b>	<b>100.0</b>	<b>103</b>	<b>100.0</b>	<b>108</b>	<b>100.0</b>

\*-Does not include URESA cases.

-Includes the disposition of cases filed and refiled.

-Percentages may not total 100.0 due to rounding.

-Types of dispositions are defined at the end of this section.

SUPERIOR COURT -- CIVIL DISPOSITIONS BY TYPE OF DISPOSITION\*

TABLE SC-9  
(con't.)

TYPE OF DISPOSITION	1983	1983	1984	1984	1985	1985	1986	1986	1987	1987
	NO.	% OF	NO.	% OF	NO.	% OF	NO.	% OF	NO.	% OF
	DISP.	TOTAL	DISP.	TOTAL	DISP.	TOTAL	DISP.	TOTAL	DISP.	TOTAL
<b>HANCOCK</b>										
Default Judgment	4	1.7	3	1.4	6	3.1	5	2.3	6	3.2
Rule 41 (A)	96	41.6	79	37.3	91	47.2	112	51.1	111	58.4
Rule 41 (B)	34	14.7	34	16.0	11	5.7	8	3.7	1	0.5
Dismissal	8	3.5	5	2.4	14	7.3	15	6.8	8	4.2
Summary Judgment	14	6.1	7	3.3	7	3.6	4	1.8	6	3.2
Final Order	3	1.3	0	0.0	1	0.5	3	1.4	4	2.1
Divorce Decree	12	5.2	13	6.1	10	5.2	7	3.2	7	3.7
Appeal Sustained	4	1.7	3	1.4	2	1.0	6	2.7	1	0.5
Appeal Denied	7	3.0	9	4.2	10	5.2	7	3.2	8	4.2
Court Judgment	7	3.0	10	4.7	5	2.6	11	5.0	7	3.7
Jury Verdict	5	2.2	8	3.8	9	4.7	9	4.1	6	3.2
Directed Verdict	2	0.9	1	0.5	0	0.0	2	0.9	1	0.5
Multiple Judgments	0	0.0	1	0.5	0	0.0	1	0.5	1	0.5
Change of Venue	0	0.0	0	0.0	0	0.0	0	0.0	0	0.0
Other	35	15.2	39	18.4	27	14.0	29	13.2	23	12.1
<b>TOTAL</b>	<b>231</b>	<b>100.0</b>	<b>212</b>	<b>100.0</b>	<b>193</b>	<b>100.0</b>	<b>219</b>	<b>100.0</b>	<b>190</b>	<b>100.0</b>

**KENNEBEC**

Default Judgment	19	2.8	14	2.2	16	2.3	16	2.3	13	2.7
Rule 41 (A)	269	39.7	281	43.2	339	49.6	302	42.5	224	47.1
Rule 41 (B)	81	12.0	82	12.6	13	1.9	18	2.5	12	2.5
Dismissal	20	3.0	38	5.8	51	7.5	76	10.7	33	6.9
Summary Judgment	49	7.2	23	3.5	22	3.2	29	4.1	15	3.2
Final Order	95	14.0	84	12.9	95	13.9	101	14.2	76	16.0
Divorce Decree	23	3.4	12	1.8	9	1.3	17	2.4	9	1.9
Appeal Sustained	7	1.0	7	1.1	5	0.7	8	1.1	6	1.3
Appeal Denied	29	4.3	33	5.1	30	4.4	32	4.5	20	4.2
Court Judgment	20	3.0	4	0.6	10	1.5	16	2.3	10	2.1
Jury Verdict	12	1.8	19	2.9	18	2.6	30	4.2	15	3.2
Directed Verdict	0	0.0	3	0.5	0	0.0	1	0.1	0	0.0
Multiple Judgments	18	2.7	2	0.3	8	1.2	8	1.1	7	1.5
Change of Venue	0	0.0	0	0.0	0	0.0	1	0.1	2	0.4
Other	35	5.2	49	7.5	68	9.9	55	7.7	34	7.1
<b>TOTAL</b>	<b>677</b>	<b>100.0</b>	<b>651</b>	<b>100.0</b>	<b>684</b>	<b>100.0</b>	<b>710</b>	<b>100.0</b>	<b>476</b>	<b>100.0</b>

\*-Does not include URESA cases.

-Includes the disposition of cases filed and refiled.

-Percentages may not total 100.0 due to rounding.

-Types of dispositions are defined at the end of this section.

SUPERIOR COURT -- CIVIL DISPOSITIONS BY TYPE OF DISPOSITION\*

TABLE SC-9  
(con't.)

TYPE OF DISPOSITION	1983	1983	1984	1984	1985	1985	1986	1986	1987	1987
	NO.	% OF	NO.	% OF	NO.	% OF	NO.	% OF	NO.	% OF
	DISP.	TOTAL	DISP.	TOTAL	DISP.	TOTAL	DISP.	TOTAL	DISP.	TOTAL
<b>KNOX</b>										
Default Judgment	2	1.1	5	3.1	3	1.8	2	1.2	4	2.3
Rule 41 (A)	78	44.3	71	43.8	65	39.2	65	38.9	64	37.0
Rule 41 (B)	19	10.8	14	8.6	22	13.3	2	1.2	2	1.2
Dismissal	13	7.4	8	4.9	16	9.6	7	4.2	14	8.1
Summary Judgment	4	2.3	6	3.7	1	0.6	10	6.0	8	4.6
Final Order	1	0.6	0	0.0	2	1.2	1	0.6	5	2.9
Divorce Decree	5	2.8	6	3.7	6	3.6	10	6.0	6	3.5
Appeal Sustained	0	0.0	1	0.6	2	1.2	4	2.4	6	3.5
Appeal Denied	5	2.8	9	5.6	8	4.8	7	4.2	5	2.9
Court Judgment	6	3.4	2	1.2	5	3.0	8	4.8	4	2.3
Jury Verdict	5	2.8	11	6.8	5	3.0	6	3.6	9	5.2
Directed Verdict	0	0.0	1	0.6	0	0.0	0	0.0	0	0.0
Multiple Judgments	5	2.8	2	1.2	1	0.6	0	0.0	0	0.0
Change of Venue	0	0.0	0	0.0	0	0.0	0	0.0	0	0.0
Other	33	18.8	26	16.0	30	18.1	45	26.9	46	26.6
<b>TOTAL</b>	<b>176</b>	<b>100.0</b>	<b>162</b>	<b>100.0</b>	<b>166</b>	<b>100.0</b>	<b>167</b>	<b>100.0</b>	<b>173</b>	<b>100.0</b>

**LINCOLN**

Default Judgment	4	2.4	0	0.0	5	4.1	5	2.7	4	3.2
Rule 41 (A)	91	54.5	80	61.5	61	49.6	98	53.6	63	50.0
Rule 41 (B)	8	4.8	12	9.2	3	2.4	10	5.5	1	0.8
Dismissal	9	5.4	5	3.8	4	3.3	12	6.6	13	10.3
Summary Judgment	26	15.6	14	10.8	10	8.1	6	3.3	3	2.4
Final Order	2	1.2	0	0.0	8	6.5	16	8.7	10	7.9
Divorce Decree	4	2.4	2	1.5	4	3.3	4	2.2	6	4.8
Appeal Sustained	1	0.6	0	0.0	0	0.0	0	0.0	1	0.8
Appeal Denied	8	4.8	4	3.1	2	1.6	4	2.2	1	0.8
Court Judgment	4	2.4	4	3.1	5	4.1	1	0.5	4	3.2
Jury Verdict	8	4.8	5	3.8	5	4.1	12	6.6	11	8.7
Directed Verdict	0	0.0	0	0.0	0	0.0	0	0.0	0	0.0
Multiple Judgments	1	0.6	1	0.8	1	0.8	2	1.1	0	0.0
Change of Venue	0	0.0	0	0.0	0	0.0	0	0.0	7	5.6
Other	1	0.6	3	2.3	15	12.2	13	7.1	2	1.6
<b>TOTAL</b>	<b>167</b>	<b>100.0</b>	<b>130</b>	<b>100.0</b>	<b>123</b>	<b>100.0</b>	<b>183</b>	<b>100.0</b>	<b>126</b>	<b>100.0</b>

\*-Does not include URESA cases.

-Includes the disposition of cases filed and refilled.

-Percentages may not total 100.0 due to rounding.

-Types of dispositions are defined at the end of this section.

**SUPERIOR COURT -- CIVIL DISPOSITIONS BY TYPE OF DISPOSITION\***

TABLE SC-9  
(con't.)

TYPE OF DISPOSITION	1983	1983	1984	1984	1985	1985	1986	1986	1987	1987
	NO.	% OF	NO.	% OF	NO.	% OF	NO.	% OF	NO.	% OF
	DISP.	TOTAL	DISP.	TOTAL	DISP.	TOTAL	DISP.	TOTAL	DISP.	TOTAL
<b>OXFORD</b>										
Default Judgment	3	1.7	3	1.9	2	0.9	7	3.4	2	0.1
Rule 41 (A)	81	45.0	87	55.4	102	47.7	85	41.9	84	41.8
Rule 41 (B)	17	9.4	9	5.7	26	12.1	5	2.5	3	1.5
Dismissal	5	2.8	7	4.5	14	6.5	21	10.3	28	13.9
Summary Judgment	11	6.1	11	7.0	11	5.1	12	5.9	4	2.0
Final Order	30	16.7	14	8.9	23	10.7	37	18.2	35	17.4
Divorce Decree	10	5.6	10	6.4	5	2.3	12	5.9	8	4.0
Appeal Sustained	0	0.0	0	0.0	1	0.5	1	0.5	2	1.0
Appeal Denied	4	2.2	5	3.2	6	2.8	5	2.5	5	2.5
Court Judgment	2	1.1	1	0.6	4	1.9	2	1.0	5	2.5
Jury Verdict	7	3.9	6	3.8	9	4.2	6	3.0	10	5.0
Directed Verdict	1	0.6	0	0.0	0	0.0	0	0.0	1	0.5
Multiple Judgments	0	0.0	0	0.0	1	0.5	0	0.0	2	1.0
Change of Venue	0	0.0	0	0.0	0	0.0	0	0.0	3	1.5
Other	9	5.0	4	2.5	10	4.7	10	4.9	9	4.5
<b>TOTAL</b>	<b>180</b>	<b>100.0</b>	<b>157</b>	<b>100.0</b>	<b>214</b>	<b>100.0</b>	<b>203</b>	<b>100.0</b>	<b>201</b>	<b>100.0</b>

**PENOBSCOT**

Default Judgment	21	3.4	16	2.6	13	2.4	5	0.8	19	3.2
Rule 41 (A)	357	57.7	319	51.6	269	49.1	378	63.6	300	49.9
Rule 41 (B)	72	11.6	83	13.4	64	11.7	20	3.4	29	4.8
Dismissal	16	2.6	22	3.6	26	4.7	40	6.7	64	10.6
Summary Judgment	21	3.4	31	5.0	21	3.8	17	2.9	24	4.0
Final Order	5	0.8	19	3.1	13	2.4	16	2.7	38	6.3
Divorce Decree	18	2.9	15	2.4	16	2.9	15	2.5	7	1.2
Appeal Sustained	1	0.2	3	0.5	1	0.2	0	0.0	4	0.7
Appeal Denied	15	2.4	26	4.2	10	1.8	10	1.7	43	7.2
Court Judgment	20	3.2	18	2.9	11	2.0	15	2.5	19	3.2
Jury Verdict	10	1.6	11	1.8	16	2.9	14	2.4	11	1.8
Directed Verdict	3	0.5	1	0.2	3	0.5	0	0.0	3	0.5
Multiple Judgments	1	0.2	1	0.2	4	0.7	0	0.0	1	0.2
Change of Venue	0	0.0	0	0.0	0	0.0	0	0.0	4	0.7
Other	59	9.5	53	8.6	81	14.8	64	10.8	35	5.8
<b>TOTAL</b>	<b>619</b>	<b>100.0</b>	<b>618</b>	<b>100.0</b>	<b>548</b>	<b>100.0</b>	<b>594</b>	<b>100.0</b>	<b>601</b>	<b>100.0</b>

\*-Does not include URESA cases.

-Includes the disposition of cases filed and refilled.

-Percentages may not total 100.0 due to rounding.

-Types of dispositions are defined at the end of this section.

**SUPERIOR COURT -- CIVIL DISPOSITIONS BY TYPE OF DISPOSITION\***

TABLE SC-9  
(con't.)

TYPE OF DISPOSITION	1983	1983	1984	1984	1985	1985	1986	1986	1987	1987
	NO.	% OF	NO.	% OF	NO.	% OF	NO.	% OF	NO.	% OF
	DISP.	TOTAL	DISP.	TOTAL	DISP.	TOTAL	DISP.	TOTAL	DISP.	TOTAL
<b>PISCATAQUIS</b>										
Default Judgment	1	3.6	0	0.0	0	0.0	2	4.7	1	3.8
Rule 41 (A)	10	35.7	24	58.5	20	48.8	20	46.5	16	61.5
Rule 41 (B)	1	3.6	3	7.3	3	7.3	6	14.0	1	3.8
Dismissal	0	0.0	2	4.9	3	7.3	1	2.3	0	0.0
Summary Judgment	1	3.6	3	7.3	7	17.1	2	4.7	3	11.5
Final Order	0	0.0	1	2.4	2	4.9	1	2.3	1	3.8
Divorce Decree	0	0.0	3	7.3	0	0.0	3	7.0	1	3.8
Appeal Sustained	1	3.6	0	0.0	0	0.0	3	7.0	0	0.0
Appeal Denied	3	10.7	0	0.0	1	2.4	1	2.3	0	0.0
Court Judgment	2	7.1	1	2.4	0	0.0	1	2.3	0	0.0
Jury Verdict	0	0.0	0	0.0	2	4.9	2	4.7	2	7.7
Directed Verdict	0	0.0	0	0.0	0	0.0	0	0.0	0	0.0
Multiple Judgments	0	0.0	0	0.0	0	0.0	0	0.0	0	0.0
Change of Venue	0	0.0	0	0.0	0	0.0	0	0.0	0	0.0
Other	9	32.1	4	9.8	3	7.3	1	2.3	1	3.8
<b>TOTAL</b>	<b>28</b>	<b>100.0</b>	<b>41</b>	<b>100.0</b>	<b>41</b>	<b>100.0</b>	<b>43</b>	<b>100.0</b>	<b>26</b>	<b>100.0</b>
<b>SAGADAHOC</b>										
Default Judgment	3	2.3	3	2.8	10	7.2	4	2.0	2	1.9
Rule 41 (A)	67	51.5	51	46.8	65	46.8	110	53.9	55	51.9
Rule 41 (B)	10	7.7	14	12.8	18	12.9	8	3.9	0	0.0
Dismissal	2	1.5	3	2.8	9	6.5	7	3.4	9	8.5
Summary Judgment	4	3.1	8	7.3	7	5.0	7	3.4	1	0.9
Final Order	7	5.4	3	2.8	6	4.3	6	2.9	8	7.5
Divorce Decree	6	4.6	3	2.8	2	1.4	5	2.5	6	5.7
Appeal Sustained	1	0.8	0	0.0	0	0.0	0	0.0	2	1.9
Appeal Denied	7	5.4	3	2.8	4	2.9	0	0.0	1	0.9
Court Judgment	5	3.8	5	4.6	1	0.7	3	1.5	4	3.8
Jury Verdict	7	5.4	4	3.7	8	5.8	0	0.0	0	0.0
Directed Verdict	0	0.0	1	0.9	0	0.0	0	0.0	0	0.0
Multiple Judgments	0	0.0	0	0.0	0	0.0	0	0.0	0	0.0
Change of Venue	0	0.0	0	0.0	0	0.0	0	0.0	3	2.8
Other	11	8.5	11	10.1	9	6.5	54	26.5	15	14.2
<b>TOTAL</b>	<b>130</b>	<b>100.0</b>	<b>109</b>	<b>100.0</b>	<b>139</b>	<b>100.0</b>	<b>204</b>	<b>100.0</b>	<b>106</b>	<b>100.0</b>

\*-Does not include URESA cases.

-Includes the disposition of cases filed and refiled.

-Percentages may not total 100.0 due to rounding.

-Types of dispositions are defined at the end of this section.



SUPERIOR COURT -- CIVIL DISPOSITIONS BY TYPE OF DISPOSITION\*

TABLE SC-9  
(con't.)

TYPE OF DISPOSITION	1983	1983	1984	1984	1985	1985	1986	1986	1987	1987
	NO.	% OF	NO.	% OF	NO.	% OF	NO.	% OF	NO.	% OF
	DISP.	TOTAL	DISP.	TOTAL	DISP.	TOTAL	DISP.	TOTAL	DISP.	TOTAL
<b>SOMERSET</b>										
Default Judgment	10	3.5	8	3.4	5	1.9	3	1.0	15	6.6
Rule 41 (A)	114	39.6	107	46.1	109	42.4	128	43.0	78	34.2
Rule 41 (B)	13	4.5	1	0.4	16	6.2	17	5.7	8	3.5
Dismissal	6	2.1	14	6.0	24	9.3	12	4.0	10	4.4
Summary Judgment	17	5.9	8	3.4	17	6.6	11	3.7	16	7.0
Final Order	39	13.5	48	20.7	33	12.8	47	15.8	49	21.5
Divorce Decree	52	18.1	26	11.2	33	12.3	57	19.1	23	10.1
Appeal Sustained	0	0.0	1	0.4	1	0.4	0	0.0	2	0.9
Appeal Denied	10	3.5	2	0.9	5	1.9	3	1.0	11	4.8
Court Judgment	7	2.4	9	3.9	3	1.2	5	1.7	1	0.4
Jury Verdict	13	4.5	5	2.2	7	2.7	1	0.3	8	3.5
Directed Verdict	1	0.3	0	0.0	0	0.0	0	0.0	1	0.4
Multiple Judgments	3	1.0	0	0.0	0	0.0	0	0.0	0	0.0
Change of Venue	0	0.0	0	0.0	0	0.0	0	0.0	1	0.4
Other	3	1.0	3	1.3	4	1.6	14	4.7	5	2.2
<b>TOTAL</b>	<b>288</b>	<b>100.0</b>	<b>232</b>	<b>100.0</b>	<b>257</b>	<b>100.0</b>	<b>298</b>	<b>100.0</b>	<b>228</b>	<b>100.0</b>

**WALDO**

Default Judgment	4	3.6	4	4.8	4	4.2	3	2.4	1	0.3
Rule 41 (A)	47	42.0	40	48.2	50	52.6	67	52.8	59	55.1
Rule 41 (B)	17	15.2	6	7.2	9	9.5	0	0.0	4	3.7
Dismissal	7	6.3	2	2.4	3	3.2	11	8.7	2	1.9
Summary Judgment	6	5.4	4	4.8	8	8.4	7	5.5	5	4.7
Final Order	5	4.5	7	8.4	5	5.3	14	11.0	14	13.1
Divorce Decree	3	2.7	1	1.2	3	3.2	2	1.6	2	1.9
Appeal Sustained	0	0.0	0	0.0	0	0.0	0	0.0	0	0.0
Appeal Denied	2	1.8	3	3.6	0	0.0	3	2.4	2	1.9
Court Judgment	4	3.6	8	9.6	3	3.2	3	2.4	7	6.5
Jury Verdict	6	5.4	4	4.8	2	2.1	8	6.3	4	3.7
Directed Verdict	1	0.9	0	0.0	0	0.0	3	2.4	1	0.9
Multiple Judgments	0	0.0	0	0.0	2	2.1	1	0.8	0	0.0
Change of Venue	0	0.0	0	0.0	0	0.0	0	0.0	2	1.9
Other	10	8.9	4	4.8	6	6.3	5	3.9	4	3.7
<b>TOTAL</b>	<b>112</b>	<b>100.0</b>	<b>83</b>	<b>100.0</b>	<b>95</b>	<b>100.0</b>	<b>127</b>	<b>100.0</b>	<b>107</b>	<b>100.0</b>

\*-Does not include URESA cases.

-Includes the disposition of cases filed and refiled.

-Percentages may not total 100.0 due to rounding.

-Types of dispositions are defined at the end of this section.

SUPERIOR COURT -- CIVIL DISPOSITIONS BY TYPE OF DISPOSITION\*

TABLE SC-9  
(con't.)

TYPE OF DISPOSITION	1983	1983	1984	1984	1985	1985	1986	1986	1987	1987
	NO.	% OF	NO.	% OF	NO.	% OF	NO.	% OF	NO.	% OF
	DISP.	TOTAL	DISP.	TOTAL	DISP.	TOTAL	DISP.	TOTAL	DISP.	TOTAL
<b>WASHINGTON</b>										
Default Judgment	3	2.6	3	2.4	2	1.2	1	0.9	1	0.7
Rule 41 (A)	48	41.4	46	36.8	70	43.5	68	58.6	59	42.8
Rule 41 (B)	26	22.4	19	15.2	33	20.5	1	0.9	0	0.0
Dismissal	6	5.2	15	12.0	12	7.5	10	8.6	14	10.1
Summary Judgment	5	4.3	18	14.4	17	10.6	13	11.2	18	13.0
Final Order	9	7.8	2	1.6	2	1.2	4	3.4	0	0.0
Divorce Decree	1	0.9	2	1.6	2	1.2	2	1.7	4	2.9
Appeal Sustained	0	0.0	0	0.0	3	1.9	1	0.9	8	5.8
Appeal Denied	1	0.9	3	2.4	9	5.6	3	2.6	3	2.2
Court Judgment	3	2.6	5	4.0	2	1.2	1	0.9	10	7.2
Jury Verdict	2	1.7	1	0.8	4	2.5	4	3.4	8	5.8
Directed Verdict	1	0.9	0	0.0	0	0.0	0	0.0	1	0.7
Multiple Judgments	2	1.7	0	0.0	1	0.6	0	0.0	0	0.0
Change of Venue	0	0.0	0	0.0	0	0.0	0	0.0	0	0.0
Other	9	7.8	11	8.8	4	2.5	8	6.9	12	8.7
<b>TOTAL</b>	<b>116</b>	<b>100.0</b>	<b>125</b>	<b>100.0</b>	<b>161</b>	<b>100.0</b>	<b>116</b>	<b>100.0</b>	<b>138</b>	<b>100.0</b>
<b>YORK</b>										
Default Judgment	31	4.0	16	2.1	20	3.0	17	2.4	11	1.5
Rule 41 (A)	345	44.4	346	46.2	307	45.7	347	50.0	291	40.7
Rule 41 (B)	136	17.5	100	13.4	62	9.2	50	7.2	44	6.2
Dismissal	10	1.3	39	5.2	36	5.4	68	9.8	134	18.7
Summary Judgment	49	6.3	31	4.1	35	5.2	21	3.0	18	2.5
Final Order	47	6.0	53	7.1	42	6.3	34	4.9	72	10.1
Divorce Decree	20	2.6	20	2.7	14	2.1	18	2.6	24	3.4
Appeal Sustained	0	0.0	2	0.3	0	0.0	1	0.1	15	2.1
Appeal Denied	26	3.3	12	1.6	17	2.5	13	1.9	37	5.2
Court Judgment	9	1.2	27	3.6	10	1.5	19	2.7	10	1.4
Jury Verdict	10	1.3	21	2.8	23	3.4	16	2.3	24	3.4
Directed Verdict	1	0.1	0	0.0	1	0.1	0	0.0	2	0.3
Multiple Judgments	0	0.0	1	0.1	1	0.1	1	0.1	2	0.3
Change of Venue	0	0.0	0	0.0	0	0.0	0	0.0	3	0.4
Other	93	12.0	81	10.8	104	15.5	89	12.8	28	3.9
<b>TOTAL</b>	<b>777</b>	<b>100.0</b>	<b>749</b>	<b>100.0</b>	<b>672</b>	<b>100.0</b>	<b>694</b>	<b>100.0</b>	<b>715</b>	<b>100.0</b>

\*-Does not include URESA cases.

-Includes the disposition of cases filed and refiled.

-Percentages may not total 100.0 due to rounding.

-Types of dispositions are defined at the end of this section.

SUPERIOR COURT -- CIVIL JURY TRIALS

TABLE SC-10

	1980	1980	1981	1981	1982	1982	1983	1983	1984	1984	1985	1985	1986	1986	1987	1987
	No. of Trials	No. of Days	No. of Trials	No. of Days	No. of Trials	No. of Days	No. of Trials	No. of Days	No. of Trials	No. of Days	No. of Trials	No. of Days	No. of Trials	No. of Days	No. of Trials	No. of Days
Androscoggin	11	16.0	16	33.0	26	65.5	17	32.0	13	40.0	29	76.0	19	58.0	29	65.5
Aroostook	9	23.0	6	17.5	18	44.0	25	53.0	21	35.5	16	27.5	9	29.0	14	36.5
Cumberland	33	91.0	34	79.0	32	120.5	50	154.0	41	124.5	42	103.5	55	134.5	57	168.5
Franklin	2	4.0	7	15.5	8	10.5	4	14.0	4	9.0	8	18.5	5	13.0	10	13.5
Hancock	6	10.5	6	13.5	6	13.5	7	12.0	11	19.0	9	18.5	12	25.0	8	18
Kennebec	15	26.0	18	67.5	22	52.0	13	49.0	21	54.0	20	49.0	33	85.5	15	44
Knox	8	13.5	8	34.0	7	21.5	8	27.0	13	30.0	6	13.0	7	17.0	9	29
Lincoln	4	8.0	4	12.5	4	11.0	8	34.0	6	22.0	5	21.5	17	40.5	12	63
Oxford	4	11.0	1	1.5	5	9.0	8	15.5	6	9.5	8	21.5	8	18.0	13	25.5
Penobscot	15	30.5	20	34.5	20	39.5	19	33.0	13	25.5	22	45.5	15	52.0	15	33.5
Piscataquis	0	0.0	0	0.0	2	5.0	0	0.0	0	0.0	3	9.0	2	6.0	1	2.5
Sagadahoc	8	15.0	6	15.0	5	21.5	7	21.5	5	8.5	8	19.0	0	0.0	0	0.0
Somerset	10	13.5	8	12.5	11	25.0	14	34.5	6	13.0	9	23.5	2	3.0	9	13.5
Waldo	3	8.5	5	9.5	4	8.0	8	18.0	4	8.0	2	7.0	13	22.0	6	12
Washington	9	17.0	8	14.5	4	8.0	2	2.0	3	2.5	6	11.5	5	13.0	9	12.5
York	19	47.0	26	64.5	27	60.0	15	34.5	27	64.0	27	57.0	18	59.5	30	55.5
<b>STATE TOTAL</b>	<b>156</b>	<b>334.5</b>	<b>173</b>	<b>424.5</b>	<b>201</b>	<b>514.5</b>	<b>205</b>	<b>534.0</b>	<b>194</b>	<b>465.0</b>	<b>220</b>	<b>521.5</b>	<b>220</b>	<b>576.0</b>	<b>237</b>	<b>593.0</b>

NOTES:

-Includes cases filed and refiled.

-Prior to 1984, there were some discrepancies in calculating the number of jury trial days which may have affected the accuracy of these figures. The problem occurred when cases scheduled for trial underwent multiple voir dire (the justice conducted voir dire for several cases on one day, instead of limiting it to the one case facing imminent trial). Since the clerks were instructed to calculate trial days by rounding to the nearest .5 day, each of four cases voir dired on one day, for example, would have .5 days added to their total trial time, resulting in a total of 2 trial days being reported for only 1 day of trial activity.

-Due to construction, Sagadahoc held no jury trials from June 1986 through September 1987; most cases were transferred to Lincoln for trial. Androscoggin held no jury trials from May through August 1987.

SUPERIOR COURT -- CIVIL NON-JURY TRIALS\*

TABLE SC-11

	1980	1980	1981	1981	1982	1982	1983	1983	1984	1984	1985	1985	1986	1986	1987	1987
	No. of	No. of	No. of	No. of	No. of	No. of	No. of	No. of	No. of	No. of	No. of	No. of	No. of	No. of	No. of	No. of
	Trials	Days	Trials	Days	Trials	Days	Trials	Days	Trials	Days	Trials	Days	Trials	Days	Trials	Days
Androscoggin	30	25.5	22	15.0	10	6.5	8	6.0	12	20.5	18	19.0	7	4.5	16	15.5
Aroostook	1	1.0	8	7.0	10	6.5	15	10.5	20	13.0	19	12.5	19	13.0	18	12
Cumberland	31	29.0	31	39.5	24	25.5	38	50.0	21	25.0	45	54.0	38	46.0	40	49
Franklin	10	6.5	8	9.5	3	2.0	4	2.5	5	3.0	7	9.5	6	8.5	10	15
Hancock	19	17.5	7	6.0	3	3.0	12	10.0	16	19.0	5	11.0	13	15.5	7	9
Kennebec	27	26.0	29	31.0	16	26.0	28	26.5	5	6.0	17	30.5	29	22.5	19	27.5
Knox	26	15.5	25	16.5	18	12.0	12	16.0	6	5.5	10	17.5	14	18.5	10	9.5
Lincoln	7	5.0	8	8.0	10	5.5	6	4.0	4	3.0	6	6.0	5	8.5	7	8
Oxford	4	2.5	4	3.0	9	5.5	5	6.0	2	1.0	6	5.0	3	2.0	7	7
Penobscot	32	26.0	43	42.0	29	24.5	31	24.5	24	19.5	13	11.5	23	17.0	24	27.5
Piscataquis	6	3.5	0	0.0	3	1.5	2	1.0	1	1.0	0	0.0	1	.5	3	2
Sagadahoc	3	1.5	6	5.5	9	8.5	8	7.5	7	4.0	3	2.0	10	13.5	15	15.5
Somerset	28	17.5	13	7.0	5	5.5	9	9.5	10	10.5	5	5.5	7	6.5	5	4.5
Waldo	4	4.0	7	5.5	7	4.0	4	3.0	8	8.5	4	7.5	4	3.0	8	5
Washington	7	5.0	15	11.5	11	6.0	7	7.5	6	3.0	4	4.0	4	4.0	11	9
York	51	47.5	33	27.0	26	26.0	12	8.5	32	30.5	11	10.0	28	31.0	16	15.5
<b>STATE TOTAL</b>	<b>286</b>	<b>233.5</b>	<b>259</b>	<b>234.0</b>	<b>193</b>	<b>168.5</b>	<b>201</b>	<b>193.0</b>	<b>179</b>	<b>173.0</b>	<b>173</b>	<b>205.5</b>	<b>211</b>	<b>214.5</b>	<b>216</b>	<b>231.5</b>

\*-Includes cases filed and refiled.

-In the years prior to 1984, the statistical definition of non-jury trials may have been interpreted differently throughout the state. It is not known whether this discrepancy has significantly skewed the number of trials reported.

SUPERIOR COURT -- AGE OF CIVIL PENDING CASELOAD - 1987

TABLE SC-12

NUMBER OF CASES FROM FILING OR REFILING TO 12/31/87

COUNTY	0-90 Days	91-180 Days	181-270 Days	271 Days to 1 Yr.	1 Yr.- 2 Yrs.	2 Yrs.- 3 Yrs.	3 Yrs.- 5 Yrs.	5 Yrs.- & Up	Total No. of Cases	Average No. of Days
Androscoggin	121	130	90	64	179	60	45	13	702	439
Aroostook	61	46	48	46	123	77	53	15	469	586
Cumberland	305	278	239	181	447	225	119	56	1850	484
Franklin	27	20	12	18	25	8	8	6	124	480
Hancock	42	25	23	25	74	45	27	14	275	624
Kennebec	104	78	67	53	143	56	46	19	566	486
Knox	33	30	15	17	38	13	4	2	152	373
Lincoln	30	33	20	14	55	14	13	6	185	474
Oxford	35	24	21	17	42	22	13	6	180	507
Penobscot	77	93	69	80	178	121	92	36	746	642
Piscataquis	10	4	6	3	10	5	3	2	43	477
Sagadahoc	25	19	13	14	49	10	13	6	149	534
Somerset	35	38	28	19	49	12	17	4	202	427
Waldo	16	9	9	8	26	11	5	1	85	450
Washington	31	17	21	19	29	20	15	7	159	531
York	159	167	153	107	298	132	96	35	1147	511
<b>STATE TOTAL</b>	<b>1111</b>	<b>1011</b>	<b>834</b>	<b>685</b>	<b>1765</b>	<b>831</b>	<b>569</b>	<b>228</b>	<b>7034</b>	<b>511</b>

**SUPERIOR COURT -- AVERAGE TIME TO CIVIL JURY TRIAL  
AVERAGE NUMBER OF DAYS FROM FILING OR REFILING TO JURY TRIAL**

TABLE SC-13

	1980	1980	1981	1981	1982	1982	1983	1983	1984	1984	1985	1985	1986	1986	1987	1987
	No. of	Avg.	No. of	Avg.	No. of	Avg.	No. of	Avg.	No. of	Avg.	No. of	Avg.	No. of	Avg.	No. of	Avg.
	Jury	Days/	Jury	Days/	Jury	Days/	Jury	Days/	Jury	Days/	Jury	Days/	Jury	Days/	Jury	Days/
	Trials	Trial	Trials	Trial	Trials	Trial	Trials	Trial	Trials	Trial	Trials	Trial	Trials	Trial	Trials	Trial
Androscoggin	11	973	16	1089	26	1156	17	1034	13	1138	29	1222	19	1067	29	788
Aroostook	9	707	6	1138	18	714	25	909	21	639	16	820	9	1446	14	1332
Cumberland	33	871	34	927	32	1249	50	1179	41	1222	42	1056	55	909	57	893
Franklin	2	785	7	989	8	737	4	1187	4	1024	8	922	5	991	10	1087
Hancock	6	495	6	809	6	1495	7	977	11	885	9	1055	12	760	8	1004
Kennebec	15	803	18	1025	22	973	13	873	21	1045	20	1131	33	758	15	800
Knox	8	945	8	1343	7	1215	8	1196	13	773	6	620	7	689	9	936
Lincoln	4	501	4	585	4	767	8	508	6	694	5	1095	17	254	12	371
Oxford	4	1144	1	459	5	958	8	591	6	679	8	899	8	1003	13	608
Penobscot	15	619	20	726	20	783	19	773	13	855	22	1037	15	1171	15	1532
Piscataquis	0	-	0	-	2	871	0	-	0	-	3	1134	2	1027	1	942
Sagadahoc	8	424	6	416	5	671	7	943	5	665	8	672	0	-	0	-
Somerset	10	654	8	813	11	571	14	821	6	478	9	577	2	752	9	749
Waldo	3	771	5	927	4	890	8	1180	4	822	2	1437	13	702	6	1148
Washington	0	827	8	816	4	457	2	613	3	540	6	1304	5	1099	9	835
York	19	737	26	815	27	820	15	730	27	826	27	819	18	1076	30	979
STATE TOTAL	156	766	173	898	201	946	205	951	194	912	220	993	220	885	237	922

NOTES:

-Includes the disposition of cases filed and refilled.

-The caseload expedition project resulted in the disposition of many old cases, so the average timeframes are more lengthy than in previous years. See "Narrative Summary of Caseload Statistics" for additional explanation.

**SUPERIOR COURT - AVERAGE TIME TO CIVIL DISPOSITION  
AVERAGE NUMBER OF DAYS FROM FILING OR REILING TO DISPOSITION**

TABLE SC-14

COURT	1980	1981	1982	1983	1984	1985	1986	1987
Androscoggin	510	541	619	587	604	655	560	580
Aroostook	581	574	504	550	618	511	583	534
Cumberland	517	497	570	602	574	564	544	504
Franklin	269	610	561	519	425	561	529	476
Hancock	452	567	549	593	688	605	613	494
Kennebec	572	573	572	539	541	493	427	400
Knox	551	606	516	525	461	502	452	392
Lincoln	405	454	488	375	498	529	479	453
Oxford	552	464	573	468	493	541	461	458
Penobscot	490	443	615	550	531	607	548	562
Piscataquis	432	519	488	435	543	495	667	752
Sagadahoc	487	499	536	580	601	612	578	519
Somerset	513	390	426	466	400	469	453	366
Waldo	495	581	583	635	481	619	439	538
Washington	493	524	417	626	546	753	565	506
York	527	499	436	562	570	536	584	591
<b>STATE TOTAL</b>	<b>515</b>	<b>515</b>	<b>547</b>	<b>560</b>	<b>558</b>	<b>565</b>	<b>529</b>	<b>511</b>

**NOTES:**

-Includes the disposition of cases filed and refiled.

-See "Narrative Summary of Caseload Statistics" for explanation of this table.

**SUPERIOR COURT -- ACTUAL TIME TO CIVIL DISPOSITION - 1987  
NUMBER OF CASES FROM FILING OR REFILING TO PRE-TRIAL MEMO**

TABLE SC-15

COUNTY	0-90 DAYS	91-180 DAYS	181-270 DAYS	271 DAYS TO 1 YEAR	1 YEAR & UP	TOTAL NO. OF CASES	AVG. NO. OF DAYS
Androscoggin	21	15	13	10	32	91	401
Aroostook	2	2	3	3	11	21	616
Cumberland	11	16	30	17	54	128	430
Franklin	2	5	3	1	7	18	378
Hancock	6	5	3	3	13	30	452
Kennebec	13	12	2	2	15	44	325
Knox	2	0	2	1	5	10	590
Lincoln	2	0	1	0	2	5	289
Oxford	0	3	2	2	6	13	511
Penobscot	9	19	11	15	43	97	430
Piscataquis	0	2	2	0	4	8	632
Sagadahoc	0	1	0	1	1	3	459
Somerset	1	0	1	1	7	10	571
Waldo	0	0	2	4	6	12	528
Washington	0	2	1	5	9	17	505
York	4	9	14	11	36	74	510
<b>STATE TOTAL</b>	<b>73</b>	<b>91</b>	<b>90</b>	<b>76</b>	<b>251</b>	<b>581</b>	<b>447</b>

**NUMBER OF CASES FROM PRE-TRIAL MEMO TO PRE-TRIAL CONFERENCE**

COUNTY	0-90 DAYS	91-180 DAYS	181-270 DAYS	271 DAYS TO 1 YEAR	1 YEAR & UP	TOTAL NO. OF CASES	AVG. NO. OF DAYS
Androscoggin	1	8	40	14	17	80	296
Aroostook	4	7	2	0	1	14	141
Cumberland	33	20	19	3	6	81	176
Franklin	7	5	0	0	0	12	90
Hancock	8	10	4	0	4	26	207
Kennebec	35	2	2	0	2	41	59
Knox	5	3	0	1	0	9	93
Lincoln	2	0	3	0	0	5	166
Oxford	7	2	2	1	1	13	143
Penobscot	4	17	39	7	6	73	221
Piscataquis	4	0	1	0	0	5	104
Sagadahoc	1	1	0	1	0	3	148
Somerset	1	0	1	1	1	4	265
Waldo	1	2	4	3	1	11	288
Washington	11	3	0	0	2	16	177
York	5	20	14	9	13	61	282
<b>STATE TOTAL</b>	<b>129</b>	<b>100</b>	<b>131</b>	<b>40</b>	<b>54</b>	<b>454</b>	<b>206</b>

**NOTES:**

-Includes the disposition of cases filed and refiled.

-See "Narrative Summary of Caseload Statistics" for explanation of this table.



**SUPERIOR COURT -- ACTUAL TIME TO CIVIL DISPOSITION - 1987  
NUMBER OF CASES FROM PRE-TRIAL CONFERENCE TO JURY TRIAL**

TABLE SC-15  
(con't.)

COUNTY	0-90 DAYS	91-180 DAYS	181-270 DAYS	271 DAYS TO 1 YEAR	1 YEAR & UP	TOTAL NO. OF CASES	AVG. NO. OF DAYS
Androscoggin	0	0	8	7	2	17	279
Aroostook	0	0	1	0	3	4	533
Cumberland	1	1	1	2	8	13	497
Franklin	0	0	1	0	3	4	906
Hancock	0	0	0	1	3	4	594
Kennebec	0	0	1	1	4	6	558
Knox	0	0	0	0	3	3	466
Lincoln	0	0	1	0	1	2	317
Oxford	0	0	0	0	1	1	372
Penobscot	0	0	1	0	11	12	805
Piscataquis	0	0	0	0	1	1	613
Sagadahoc	0	0	0	0	0	0	0
Somerset	0	0	0	0	1	1	367
Waldo	0	1	1	0	0	2	195
Washington	0	0	0	1	3	4	481
York	0	0	1	2	8	11	555
<b>STATE TOTAL</b>	<b>1</b>	<b>2</b>	<b>16</b>	<b>14</b>	<b>52</b>	<b>85</b>	<b>519</b>

**NUMBER OF CASES FROM PRE-TRIAL CONFERENCE TO NON-JURY TRIAL**

COUNTY	0-90 DAYS	91-180 DAYS	181-270 DAYS	271 DAYS TO 1 YEAR	1 YEAR & UP	TOTAL NO. OF CASES	AVG. NO. OF DAYS
Androscoggin	1	1	0	0	3	5	360
Aroostook	1	1	0	0	0	2	62
Cumberland	1	1	1	2	3	8	304
Franklin	2	2	2	0	1	7	192
Hancock	0	0	0	1	1	2	447
Kennebec	2	1	0	1	3	7	333
Knox	0	1	0	0	1	2	356
Lincoln	0	0	0	0	0	0	0
Oxford	2	0	0	0	0	2	61
Penobscot	0	1	1	1	8	11	493
Piscataquis	0	0	0	0	1	1	535
Sagadahoc	0	1	0	1	1	3	422
Somerset	0	1	0	0	0	1	173
Waldo	0	0	0	1	1	2	1,261
Washington	0	1	0	1	2	4	449
York	0	2	2	2	3	9	331
<b>STATE TOTAL</b>	<b>9</b>	<b>13</b>	<b>6</b>	<b>10</b>	<b>28</b>	<b>66</b>	<b>370</b>

**NOTES:**

-Includes the disposition of cases filed and refilled.

-See "Narrative Summary of Caseload Statistics" for explanation of this table.

SUPERIOR COURT -- ACTUAL TIME TO CIVIL DISPOSITION - 1987

TABLE SC-15  
(cont.)

NUMBER OF CASES FROM FILING OR REFILING TO DISPOSITION

COUNTY	0-90 DAYS	91-180 DAYS	181-270 DAYS	271 DAYS TO 1 YR.	1 YR.- 2 YRS.	2 YRS.- 3 YRS.	3 YRS.- 5 YRS.	5 YRS. & UP	TOTAL NO. CASES	AVG. NO. DAYS
Androscoggin	85	51	50	43	165	109	58	12	573	580
Aroostook	35	36	28	18	59	34	26	6	242	534
Cumberland	200	174	146	136	339	190	94	31	1310	504
Franklin	21	11	13	10	30	13	7	3	108	476
Hancock	36	21	13	20	54	28	13	5	190	494
Kennebec	116	72	50	35	139	30	26	8	476	400
Knox	52	23	19	12	36	19	9	3	173	392
Lincoln	15	16	26	15	31	15	4	4	126	453
Oxford	35	17	25	20	65	21	15	3	201	458
Penobscot	109	53	57	48	146	110	58	20	601	562
Piscataquis	4	3	1	1	6	5	4	2	26	752
Sagadahoc	17	7	11	6	42	10	12	1	106	519
Somerset	58	46	30	16	34	32	10	2	228	366
Waldo	24	12	6	6	26	16	16	1	107	538
Washington	34	13	10	12	37	16	11	5	138	506
York	97	85	66	63	172	116	96	20	715	591
<b>STATE TOTAL</b>	<b>938</b>	<b>640</b>	<b>551</b>	<b>461</b>	<b>1381</b>	<b>764</b>	<b>459</b>	<b>126</b>	<b>5,320</b>	<b>511</b>

NOTES:

-Includes the disposition of cases filed and refiled.

-See "Narrative Summary of Caseload Statistics" for explanation of this table.

## CIVIL DEFINITIONS

### REFILING:

These are matters which have been previously disposed and which have been brought before the Superior Court for further action. For statistical purposes, such matters are limited to the following circumstances:

1. When a case remanded to the District Court returns to the Superior Court for further action.
2. When a case appealed to the Law Court returns to the Superior Court for further action.
3. When a mistrial occurs and a second trial is required; when a motion for a new trial is granted; or when a case, for any other reason, requires a trial after its original disposition.
4. When a motion for relief from judgment is granted, or a case is reinstated on the docket after judgment has been entered (Rule 60(b)).

### TYPE OF CASE:

1. Damages: An action in which claim for relief is based on physical damage to property or reputation. Includes automobile accidents not involving person injury. If a complaint involves damages as well as personal injury issues, it is recorded as a "personal injury" case.
2. Personal Injury: An action in which claim for relief is based on physical or mental injury. Examples include medical malpractice, products liability, automobile accidents involving personal injury, and other cases involving personal injury.
3. Contract: An action in which claim for relief arises out of alleged violation of an agreement. Includes cases referred to as agreements, promissory notes, liens, account annexed, etc.
4. URESA: An action resulting from non-payment of support by an individual ordered to pay support by a court.
5. Divorce: An action brought in order to dissolve a marriage.
6. Rule 80B/80C Appeal: A complaint brought under Rule 80B (review of governmental actions) or Rule 80C (review of final agency actions) of the Maine Rules of Court.
7. Appeal from Lower Court: Any case appealed from the District Court (small claims, traffic infractions, etc.) or Administrative Court.
8. Real Property Action: Includes such cases as foreclosure, quiet title, boundary disputes and partitions.

9. Equitable Action/Injunctive Relief: Includes such cases as temporary restraining orders and preliminary injunctions (Rule 65) and declaratory judgments (Rule 57).
10. Other: All actions that do not fall in one of the above categories. Examples include, but are not limited to: protection from abuse, foreign deposition, foreign judgment, forfeiture of motor vehicles, minor's settlement.

**TYPE OF DISPOSITION:**

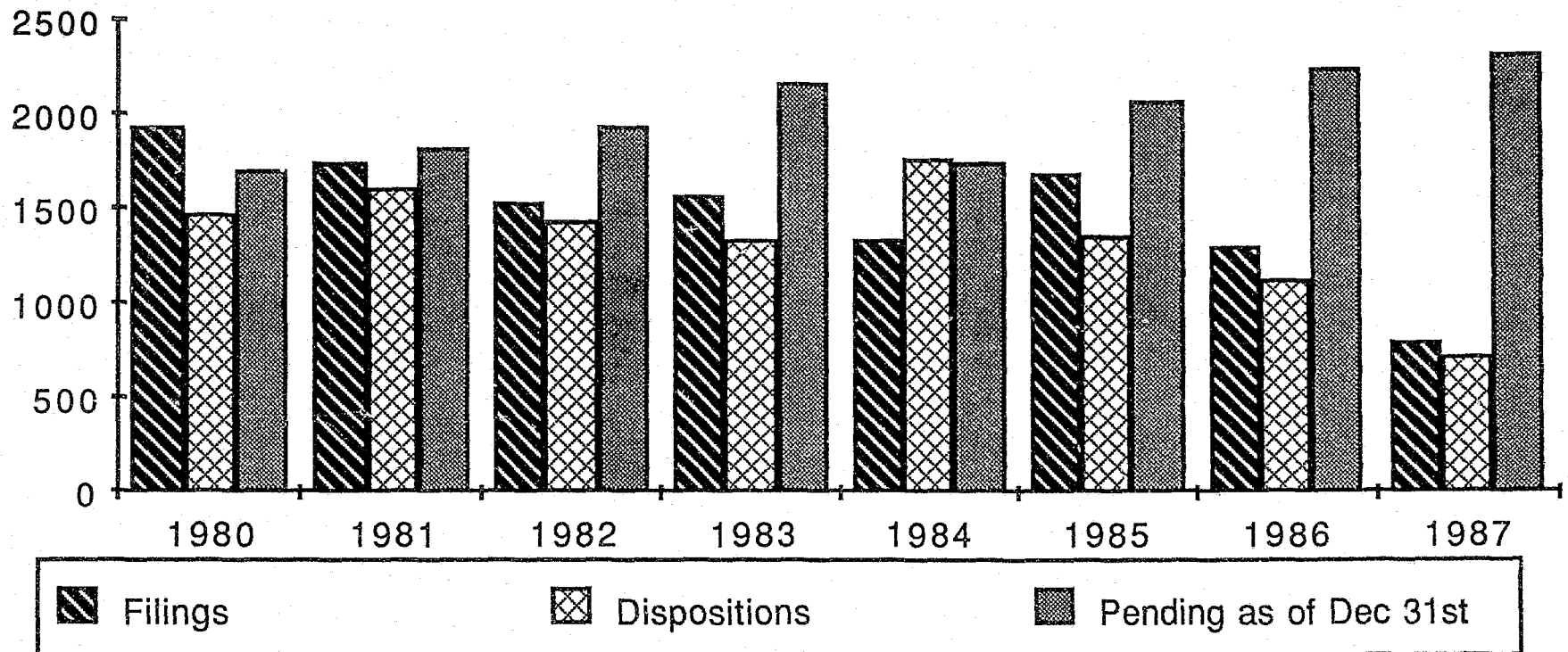
1. Default Judgment: The justice or clerk of court enters a judgment resulting from the failure of the defendant to take a necessary step under the civil rules.
2. Rule 41(a): A voluntary dismissal of the plaintiff or stipulation of all the parties.
3. Rule 41(b): A dismissal on court order for failure to take significant action in a case for two years.
4. Dismissal: A judicial determination of dismissal after a motion and hearing.
5. Summary Judgment: A judgment rendered on the basis of the pleadings.
6. Final Order: An order entered to dispose of such cases as injunctions, temporary restraining orders, minor's settlement, Proforma Decrees, or for a case handled by a referee.
7. Divorce Decree: A court decree issued to dissolve a marriage.
8. Appeal Sustained: A judicial decision reversing the judgment entered in the District Court.
9. Appeal Denied: A judicial decision upholding the judgment entered in the District Court.
10. URESAs Order: An order to dispose of a URESAs case.
11. Court Judgment: A judgment entered by a justice in a court (non-jury) trial.
12. Jury Verdict: A disposition rendered by a jury.
13. Directed Verdict: A direction by the justice to the jury to make a specific finding.
14. Multiple Judgments: Cases consolidated for jury or non-jury trial.
15. Change of Venue: Venue changed from one Superior Court to another.
16. Other: A disposition which is not included in any of the above categories (e.g., removals to District Court or to the U.S. District Court, withdrawals, etc.)

SUPERIOR COURT  
CASELOAD STATISTICS

URESA CASELOAD

# SUPERIOR COURT URESA CASELOAD

number of cases



**SUPERIOR COURT -- URESA FILINGS SUMMARY\***

TABLE SC-17

COURT LOCATION	1980	1981	1982	1983	1984	1985	1986	1987	% CHG.	% CHG.
									'80-'87	'86-'87
Androscoggin	117	122	124	89	118	134	127	53	-54.7	-58.3
Aroostook	167	144	120	129	113	157	119	86	-48.5	-27.7
Cumberland	330	283	259	273	222	237	208	148	-55.2	-28.8
Franklin	42	41	47	30	29	37	45	18	-57.1	-60.0
Hancock	79	64	71	63	59	62	42	28	-64.6	-33.3
Kennebec	171	151	114	160	113	147	103	48	-71.9	-53.4
Knox	51	58	48	58	46	63	22	17	-66.7	-22.7
Lincoln	30	30	21	26	25	44	19	15	-50.0	-21.1
Oxford	98	76	76	62	57	92	55	41	-58.2	-25.5
Penobscot	243	243	204	203	167	213	159	92	-62.1	-42.1
Piscataquis	36	33	31	29	32	30	12	14	-61.1	16.7
Sagadahoc	62	55	40	56	36	39	38	23	-62.9	-39.5
Somerset	104	68	93	82	64	106	57	37	-64.4	-35.1
Waldo	59	51	36	51	45	43	45	25	-57.6	-44.4
Washington	70	75	59	74	62	73	60	41	-41.4	-31.7
York	285	255	195	180	162	213	190	114	-60.0	-40.0
<b>STATE TOTAL</b>	<b>1944</b>	<b>1749</b>	<b>1538</b>	<b>1565</b>	<b>1350</b>	<b>1690</b>	<b>1301</b>	<b>800</b>	<b>-58.8</b>	<b>-38.5</b>

\*URESAs: Uniform Reciprocal Enforcement of Support Act.

In mid-1985, the Superior Court transferred the handling of all routine URESA cases to the Department of Human Services. The decrease in caseload by 1987 is largely due to this transfer.

SUPERIOR COURT -- URESA DISPOSITIONS SUMMARY\*

TABLE SC-18

COURT LOCATION	1980	1981	1982	1983	1984	1985	1986	1987	% CHG.	% CHG.
									'80-'87	'86-'87
Androscoggin	92	98	102	96	174	58	98	55	-40.2	-43.9
Aroostook	204	137	127	120	114	149	148	72	-64.7	-51.4
Cumberland	228	223	295	196	409	213	70	115	-49.6	64.3
Franklin	29	32	42	23	25	51	24	14	-51.7	-41.7
Hancock	53	72	38	85	64	37	37	24	-54.7	-35.1
Kennebec	94	258	90	108	113	119	93	55	-41.5	-40.9
Knox	33	53	44	37	72	44	48	31	-6.1	-35.4
Lincoln	30	19	19	26	23	27	26	35	16.7	34.6
Oxford	91	67	63	47	57	85	39	35	-61.5	-10.3
Penobscot	189	155	194	183	174	255	288	75	-60.3	-74.0
Piscataquis	12	57	24	24	20	17	7	4	-66.7	-42.9
Sagadahoc	37	49	41	35	73	38	59	12	-67.6	-79.7
Somerset	94	74	78	81	77	60	36	28	-70.2	-22.2
Waldo	32	53	40	47	51	37	21	34	6.3	61.9
Washington	45	64	64	79	70	58	42	56	24.4	33.3
York	220	205	178	149	243	112	99	82	-62.7	-17.2
<b>STATE TOTAL</b>	<b>1483</b>	<b>1616</b>	<b>1439</b>	<b>1336</b>	<b>1759</b>	<b>1360</b>	<b>1135</b>	<b>727</b>	<b>-51.0</b>	<b>-35.9</b>

\*URESAs: Uniform Reciprocal Enforcement of Support Act.

In mid-1985, the Superior Court transferred the handling of all routine URESA cases to the Department of Human Services. The decrease in caseload by 1987 is largely due to this transfer.



## SUPERIOR COURT -- URESA PENDING CASELOAD SUMMARY\*

TABLE SC-19

COURT LOCATION	1980	1981	1982	1983	1984	1985	1986	1987	% CHG.	% CHG.
									'80-'87	'86-'87
Androscoggin	105	129	151	144	88	164	193	191	81.9	-1.0
Aroostook	23	30	23	32	31	39	10	24	4.3	140.0
Cumberland	358	418	382	459	272	296	434	467	30.4	7.6
Franklin	27	36	41	48	52	38	59	63	133.3	6.8
Hancock	67	59	92	70	65	90	95	99	47.8	4.2
Kennebec	275	168	192	244	244	272	282	275	0.0	-2.5
Knox	55	60	64	85	59	78	52	38	-30.9	-26.9
Lincoln	23	34	36	36	38	55	48	28	21.7	-41.7
Oxford	64	73	86	101	101	108	124	130	103.1	4.8
Penobscot	265	353	363	383	376	334	205	222	-16.2	8.3
Piscataquis	43	19	26	31	43	56	61	71	65.1	16.4
Sagadahoc	66	72	71	92	55	56	35	46	-30.3	31.4
Somerset	48	42	57	58	45	91	112	121	152.1	8.0
Waldo	43	41	37	41	35	41	65	56	30.2	-13.8
Washington	60	71	66	61	53	68	86	71	18.3	-17.4
York	174	224	241	272	191	292	383	415	138.5	8.4
<b>STATE TOTAL</b>	<b>1696</b>	<b>1829</b>	<b>1928</b>	<b>2157</b>	<b>1748</b>	<b>2078</b>	<b>2244</b>	<b>2317</b>	<b>36.6</b>	<b>3.3</b>

\*URESAs: Uniform Reciprocal Enforcement of Support Act.

Cases pending as of December 31st.

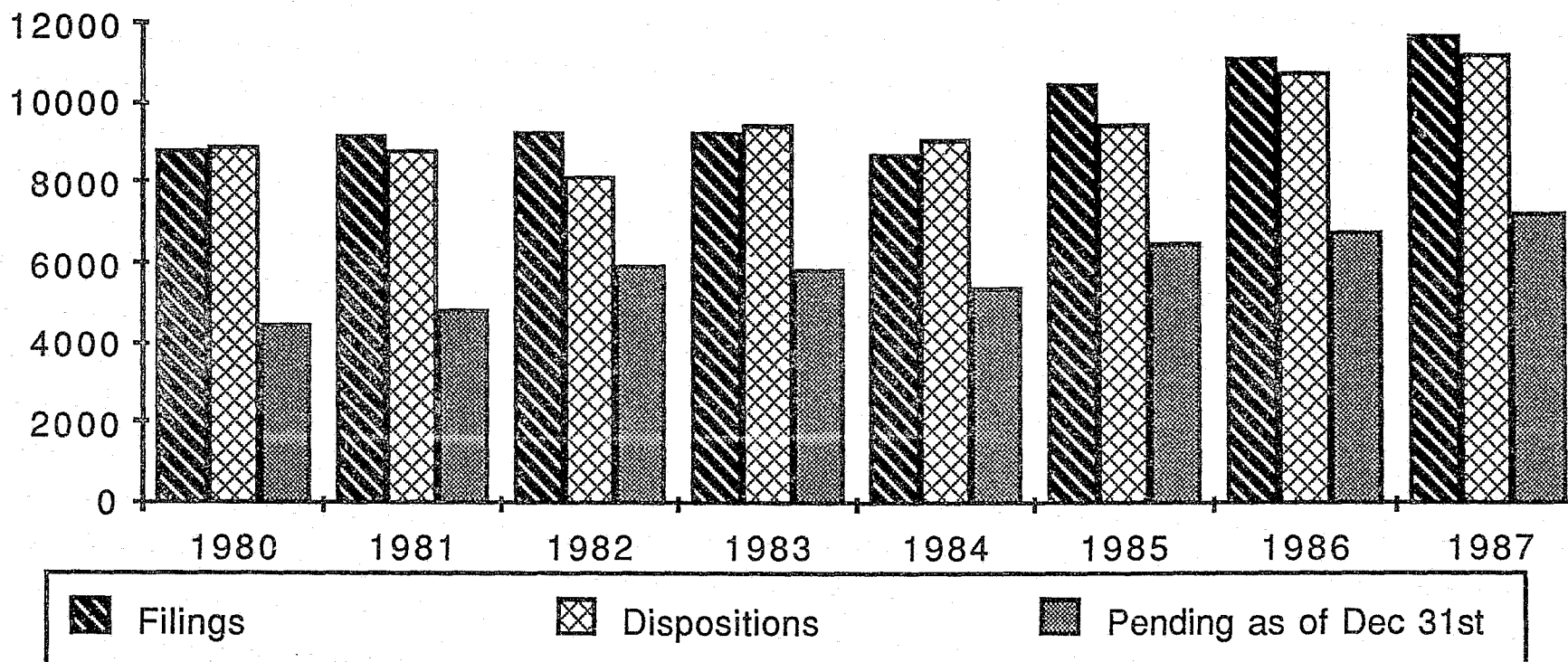
In mid-1985, the Superior Court transferred the handling of all routine URESA cases to the Department of Human Services. The decrease in caseload by 1987 is largely due to this transfer.

SUPERIOR COURT  
CASELOAD STATISTICS

CRIMINAL CASELOAD

# SUPERIOR COURT CRIMINAL CASELOAD

number of cases



**SUPERIOR COURT -- CRIMINAL FILINGS SUMMARY**

TABLE SC-21

COURT LOCATION	1980	1981	1982	1983	1984	1985	1986	1987	% CHG.	
									'80-'87	'86-'87
Androscoggin	554	444	690	667	701	787	782	822	48.4	5.1
Aroostook	673	784	649	585	407	426	367	436	-35.2	18.8
Cumberland	1,648	1,951	1,783	1,874	1,750	2,226	2,300	2,528	53.4	9.9
Franklin	438	430	423	414	422	526	484	574	31.1	18.6
Hancock	200	212	244	230	242	236	221	388	94.0	75.6
Kennebec	709	697	966	840	777	887	787	695	-2.0	-11.7
Knox	380	365	382	438	587	649	577	501	31.8	-13.2
Lincoln	228	284	272	354	311	355	614	558	144.7	-9.1
Oxford	326	311	439	341	267	467	426	402	23.3	-5.6
Penobscot	850	695	758	788	712	855	950	1,103	29.8	16.1
Piscataquis	135	113	152	133	110	127	144	148	9.6	2.8
Sagadahoc	304	251	254	295	297	387	407	367	20.7	-9.8
Somerset	975	1,017	767	815	804	829	881	938	-3.8	6.5
Waldo	137	219	235	268	245	247	321	265	93.4	-17.4
Washington	183	232	191	320	281	273	269	353	92.9	31.2
York	1,126	1,186	1,072	940	817	1,250	1,587	1,584	40.7	-0.2
<b>STATE TOTAL</b>	<b>8,866</b>	<b>9,191</b>	<b>9,277</b>	<b>9,302</b>	<b>8,730</b>	<b>10,527</b>	<b>11,117</b>	<b>11,662</b>	<b>31.5</b>	<b>4.9</b>

**NOTES:**

-Includes cases filed and refiled.

-Cases counted by docket number.

-Lincoln received many change of venue cases from Sagadahoc. See "Narrative Summary of Caseload Statistics" for further explanation.

**SUPERIOR COURT -- CRIMINAL DISPOSITIONS SUMMARY**

TABLE SC-22

COURT LOCATION	1980	1981	1982	1983	1984	1985	1986	1987	% CHG.	% CHG.
									'80-'87	'86-'87
Androscoggin	439	482	562	694	679	729	769	741	68.8	-3.6
Aroostook	663	814	674	655	490	407	382	311	-53.1	-18.6
Cumberland	1,722	1,654	1,589	1,975	1,811	1,918	2,257	2,460	42.9	9.0
Franklin	408	423	375	444	375	513	564	537	31.6	-4.8
Hancock	203	200	182	272	178	279	287	245	20.7	-14.6
Kennebec	748	696	808	946	839	799	779	588	-21.4	-24.5
Knox	351	386	331	384	513	593	579	535	52.4	-7.6
Lincoln	217	266	187	237	340	377	588	525	141.9	-10.7
Oxford	300	301	321	326	326	405	520	387	29.0	-25.6
Penobscot	867	738	768	759	840	718	942	1,026	18.3	8.9
Piscataquis	85	141	147	113	94	175	132	128	50.6	-3.0
Sagadahoc	242	267	203	193	366	349	436	354	46.3	-18.8
Somerset	1,032	972	709	862	744	763	733	1,030	-0.2	40.5
Waldo	192	205	186	215	309	194	334	269	40.1	-19.5
Washington	250	197	147	309	265	283	212	349	39.6	64.6
York	1,167	1,052	965	1,048	959	960	1,278	1,744	49.4	36.5
<b>STATE TOTAL</b>	<b>8,886</b>	<b>8,794</b>	<b>8,154</b>	<b>9,432</b>	<b>9,128</b>	<b>9,462</b>	<b>10,792</b>	<b>11,229</b>	<b>26.4</b>	<b>4.0</b>

**NOTES:**

-Includes the disposition of cases filed and refiled.

-Cases counted by docket number.

-Lincoln received many change of venue cases from Sagadahoc. See "Narrative Summary of Caseload Statistics" for further explanation.

**SUPERIOR COURT -- CRIMINAL PENDING CASELOAD SUMMARY**

**TABLE SC-23**

<b>COURT LOCATION</b>	<b>1980</b>	<b>1981</b>	<b>1982</b>	<b>1983</b>	<b>1984</b>	<b>1985</b>	<b>1986</b>	<b>1987</b>	<b>% CHG. '80-'87</b>	<b>% CHG. '86-'87</b>
Androscoggin	411	373	501	474	496	554	567	648	57.7	14.3
Aroostook	441	411	386	316	233	252	237	362	-17.9	52.7
Cumberland	712	1,009	1,203	1,102	1,041	1,349	1,392	1,460	105.1	4.9
Franklin	165	172	220	190	237	250	170	207	25.5	21.8
Hancock	135	147	209	167	231	188	122	265	96.3	117.2
Kennebec	418	419	577	471	409	497	505	612	46.4	21.2
Knox	191	170	221	275	349	405	403	369	93.2	-8.4
Lincoln	82	100	185	302	273	251	277	310	278.0	11.9
Oxford	192	202	320	335	276	338	244	259	34.9	6.1
Penobscot	428	385	375	404	276	413	421	498	16.4	18.3
Piscataquis	122	94	99	119	135	87	99	119	-2.5	20.2
Sagadahoc	122	106	157	259	190	228	199	212	73.8	6.5
Somerset	292	337	395	348	408	474	622	530	81.5	-14.8
Waldo	113	127	176	229	165	218	205	201	77.9	-2.0
Washington	118	153	197	208	224	214	271	275	133.1	1.5
York	504	638	745	637	495	785	1,094	934	85.3	-14.6
<b>STATE TOTAL</b>	<b>4,446</b>	<b>4,843</b>	<b>5,966</b>	<b>5,836</b>	<b>5,438</b>	<b>6,503</b>	<b>6,828</b>	<b>7,261</b>	<b>63.3</b>	<b>6.3</b>

**NOTES:**

-Includes cases filed and refiled.

-Cases counted by docket number.

-Cases pending as of December 31st.

-Lincoln received many change of venue cases from Sagadahoc. See "Narrative Summary of Caseload Statistics" for further explanation.

SUPERIOR COURT -- CRIMINAL FILINGS AND DISPOSITIONS BY TYPE OF CASE\*

TABLE SC-24

STATE TOTAL	FILINGS								DISPOSITIONS							
	1980	1981	1982	1983	1984	1985	1986	1987	1980	1981	1982	1983	1984	1985	1986	1987
Bail Review	234	210	222	159	200	273	299	339	233	216	223	156	199	266	295	342
Transfer	3,976	4,054	4,653	4,671	4,274	5,297	5,619	5,843	4,121	3,888	3,802	4,760	4,593	4,763	5,419	5,771
Appeal	778	732	259	161	127	158	166	162	888	734	441	219	193	142	170	174
Boundover	428	544	464	432	253	357	325	213	362	471	476	475	326	339	321	241
Indictment	2,255	2,352	2,680	2,724	2,696	3,035	2,967	3,198	2,197	2,260	2,248	2,719	2,720	2,735	2,929	2,831
Information	804	860	641	704	668	682	794	805	803	861	619	710	654	676	785	784
Juvenile Appeal	61	29	23	8	18	10	9	11	44	46	34	10	14	16	8	14
Other	93	177	140	128	141	218	364	336	66	124	152	137	144	139	376	369
Refiling - Prob. Revoc.	156	194	175	278	326	456	540	725	113	139	134	201	265	355	446	676
Refiling - New Trial	81	39	20	37	27	41	34	30	59	55	25	45	20	31	43	27
<b>TOTAL</b>	<b>8,866</b>	<b>9,191</b>	<b>9,277</b>	<b>9,302</b>	<b>8,730</b>	<b>10,527</b>	<b>11,117</b>	<b>11,662</b>	<b>8,886</b>	<b>8,794</b>	<b>8,154</b>	<b>9,432</b>	<b>9,128</b>	<b>9,462</b>	<b>10,792</b>	<b>11,229</b>

- 117 -

\*-Includes cases filed and refiled.

-Cases counted by docket number.

-Types of cases are described at the end of this section.

-Boundovers from the District Court create a difficult situation with regard to the counting of cases for statistical purposes. When a boundover is filed in the Superior Court, it remains a "boundover" type of case even if an indictment results. When a boundover results in an information being filed, the boundover is dismissed and a new docket number is assigned for the information.

-The decline in the number of appeals was due to the implementation of the "Single Trial Law". Effective January 1, 1982, this law provided that in Class D and E proceedings, the defendant may waive his right to jury trial and elect to be tried in the District Court, but that an appeal to the Superior Court following trial and conviction in the District Court may be only on questions of law. If the defendant demands a trial by jury, the case is then transferred to the Superior Court for trial. This new law resulted in an increased number of transfers and a reduced rate of appeal to the Superior Court.

SUPERIOR COURT -- CRIMINAL FILINGS AND DISPOSITIONS BY TYPE OF CASE\*

TABLE SC-24  
(con't.)

	FILINGS								DISPOSITIONS							
	1980	1981	1982	1983	1984	1985	1986	1987	1980	1981	1982	1983	1984	1985	1986	1987
<b>ANDROSCOGGIN</b>																
Bail Review	8	9	9	4	9	18	3	17	8	9	9	4	9	18	3	17
Transfer	170	135	291	278	266	230	256	223	107	170	191	299	310	217	251	206
Appeal	39	27	24	8	8	11	18	11	28	31	39	11	7	14	15	16
Boundover	39	20	7	9	5	8	4	7	28	22	24	10	6	5	7	12
Indictment	225	181	287	275	305	382	335	372	210	184	222	284	258	350	336	345
Information	20	42	43	61	44	59	61	46	21	42	43	61	44	59	61	46
Juvenile Appeal	12	3	1	0	1	0	0	0	9	4	4	0	0	1	0	0
Other	9	10	9	3	6	15	15	12	8	9	12	3	6	9	17	11
Refiling - Prob. Revoc.	26	12	19	27	56	61	88	134	15	11	14	18	39	53	77	87
Refiling - New Trial	6	5	0	2	1	3	2	0	5	0	4	4	0	3	2	1
<b>TOTAL</b>	<b>554</b>	<b>444</b>	<b>690</b>	<b>667</b>	<b>701</b>	<b>787</b>	<b>782</b>	<b>822</b>	<b>439</b>	<b>482</b>	<b>562</b>	<b>694</b>	<b>679</b>	<b>729</b>	<b>769</b>	<b>741</b>
<b>ARDOOSTOOK</b>																
Bail Review	19	44	32	20	17	25	19	32	20	44	32	19	18	25	19	30
Transfer	373	390	340	334	162	186	136	205	372	415	358	383	223	172	140	132
Appeal	79	77	21	20	5	8	8	10	69	103	28	25	12	6	14	9
Boundover	72	87	66	52	22	20	30	19	64	77	80	69	32	22	26	19
Indictment	80	114	138	109	154	145	137	138	99	99	125	113	152	145	141	96
Information	36	53	35	26	20	18	18	11	34	56	35	26	20	18	19	9
Juvenile Appeal	1	2	0	0	0	0	0	1	2	2	0	1	0	1	0	1
Other	0	9	3	6	9	7	0	5	0	3	4	4	12	5	4	3
Refiling - Prob. Revoc.	7	4	14	17	18	17	17	15	3	7	10	14	21	13	19	11
Refiling - New Trial	6	4	0	1	0	0	2	0	0	8	2	1	0	0	0	1
<b>TOTAL</b>	<b>673</b>	<b>784</b>	<b>649</b>	<b>585</b>	<b>407</b>	<b>426</b>	<b>367</b>	<b>436</b>	<b>663</b>	<b>814</b>	<b>674</b>	<b>655</b>	<b>490</b>	<b>407</b>	<b>382</b>	<b>311</b>

\*-See notes on first page of this table.



SUPERIOR COURT -- CRIMINAL FILINGS AND DISPOSITIONS BY TYPE OF CASE\*

TABLE SC-24  
(con't.)

CUMBERLAND	FILINGS								DISPOSITIONS							
	1980	1981	1982	1983	1984	1985	1986	1987	1980	1981	1982	1983	1984	1985	1986	1987
Bail Review	94	72	53	23	69	83	107	128	91	75	54	21	68	79	101	135
Transfer	546	708	814	881	749	1,004	958	1,171	637	536	620	1,004	805	886	988	1,132
Appeal	127	120	20	22	18	15	13	14	184	97	63	23	31	20	17	11
Boundover	16	10	4	8	1	5	6	8	13	16	3	7	1	8	4	5
Indictment	572	686	648	642	678	803	815	776	519	617	606	646	697	664	786	699
Information	203	231	174	183	135	145	206	180	206	230	172	184	134	141	207	176
Juvenile Appeal	5	4	3	0	2	0	0	1	7	0	7	0	2	0	0	1
Other	29	58	44	41	34	43	29	39	21	43	45	43	35	36	36	36
Refiling - Prob. Revoc.	53	61	21	74	63	125	163	210	41	39	19	45	38	82	116	261
Refiling - New Trial	3	1	2	0	1	3	3	1	3	1	0	2	0	2	2	4
<b>TOTAL</b>	<b>1,648</b>	<b>1,951</b>	<b>1,783</b>	<b>1,874</b>	<b>1,750</b>	<b>2,226</b>	<b>2,300</b>	<b>2,528</b>	<b>1,722</b>	<b>1,654</b>	<b>1,589</b>	<b>1,975</b>	<b>1,811</b>	<b>1,918</b>	<b>2,257</b>	<b>2,460</b>
<b>FRANKLIN</b>	<b>1980</b>	<b>1981</b>	<b>1982</b>	<b>1983</b>	<b>1984</b>	<b>1985</b>	<b>1986</b>	<b>1987</b>	<b>1980</b>	<b>1981</b>	<b>1982</b>	<b>1983</b>	<b>1984</b>	<b>1985</b>	<b>1986</b>	<b>1987</b>
Bail Review	1	1	7	17	6	11	11	4	1	1	7	17	6	8	14	4
Transfer	249	271	297	264	309	381	334	386	248	249	230	302	270	363	403	373
Appeal	28	26	11	3	3	4	3	2	26	29	15	6	5	5	1	5
Boundover	12	18	29	29	6	24	13	16	13	14	28	30	10	15	22	19
Indictment	55	57	41	57	59	53	77	80	48	54	56	45	52	68	76	70
Information	44	54	36	39	26	41	30	50	44	54	36	39	25	41	29	47
Juvenile Appeal	2	0	1	2	0	2	0	0	3	0	1	0	2	0	2	0
Other	4	0	1	1	8	7	9	3	1	2	0	3	2	8	11	4
Refiling - Prob. Revoc.	0	0	0	0	3	0	2	33	0	0	0	0	3	0	2	14
Refiling - New Trial	43	3	0	2	2	3	5	0	24	20	2	2	0	5	4	1
<b>TOTAL</b>	<b>438</b>	<b>430</b>	<b>423</b>	<b>414</b>	<b>422</b>	<b>526</b>	<b>484</b>	<b>574</b>	<b>408</b>	<b>423</b>	<b>375</b>	<b>444</b>	<b>375</b>	<b>513</b>	<b>564</b>	<b>537</b>

- 611 -

\*-See notes on first page of this table.

SUPERIOR COURT -- CRIMINAL FILINGS AND DISPOSITIONS BY TYPE OF CASE\*

TABLE SC-24  
(con't.)

HANCOCK	FILINGS								DISPOSITIONS							
	1980	1981	1982	1983	1984	1985	1986	1987	1980	1981	1982	1983	1984	1985	1986	1987
Bail Review	1	0	1	1	3	0	3	1	1	0	1	1	1	0	3	1
Transfer	73	61	124	115	82	71	78	183	74	68	71	135	77	98	97	102
Appeal	32	27	11	4	3	1	7	6	35	26	14	10	4	2	5	6
Boundover	6	12	13	3	5	0	7	8	11	10	10	5	3	5	5	7
Indictment	71	75	79	89	118	123	81	136	68	76	62	99	67	129	128	82
Information	11	18	11	14	10	24	36	36	11	16	12	15	9	25	35	33
Juvenile Appeal	2	4	0	0	0	0	0	2	2	1	3	0	0	0	0	2
Other	1	6	3	3	7	6	6	6	0	1	6	4	7	2	5	6
Refiling - Prob. Revoc.	1	5	1	0	12	9	1	8	0	0	0	2	7	17	6	6
Refiling - New Trial	2	4	1	1	2	2	2	2	1	2	3	1	3	1	3	0
<b>TOTAL</b>	<b>200</b>	<b>212</b>	<b>244</b>	<b>230</b>	<b>242</b>	<b>236</b>	<b>221</b>	<b>388</b>	<b>203</b>	<b>200</b>	<b>182</b>	<b>272</b>	<b>178</b>	<b>279</b>	<b>287</b>	<b>245</b>
<b>KENNEBEC</b>	<b>1980</b>	<b>1981</b>	<b>1982</b>	<b>1983</b>	<b>1984</b>	<b>1985</b>	<b>1986</b>	<b>1987</b>	<b>1980</b>	<b>1981</b>	<b>1982</b>	<b>1983</b>	<b>1984</b>	<b>1985</b>	<b>1986</b>	<b>1987</b>
Bail Review	28	25	35	28	26	40	43	24	28	27	35	29	26	40	43	24
Transfer	302	282	511	452	394	448	393	373	335	267	415	446	460	407	379	263
Appeal	58	67	23	13	13	17	7	6	62	69	39	29	13	18	8	8
Boundover	15	13	8	12	2	4	18	6	13	9	14	14	2	8	18	5
Indictment	216	196	286	213	209	223	207	153	232	205	212	314	209	201	208	150
Information	39	56	49	61	77	63	49	49	38	56	46	62	77	61	50	49
Juvenile Appeal	11	3	2	1	3	3	1	1	5	15	3	1	3	3	0	1
Other	3	8	10	14	9	22	6	12	2	10	5	19	7	11	13	14
Refiling - Prob. Revoc.	36	44	40	45	41	66	60	70	30	36	37	31	39	49	58	73
Refiling - New Trial	1	3	2	1	3	1	3	1	3	2	2	1	3	1	2	1
<b>TOTAL</b>	<b>709</b>	<b>697</b>	<b>966</b>	<b>840</b>	<b>777</b>	<b>887</b>	<b>787</b>	<b>695</b>	<b>748</b>	<b>696</b>	<b>808</b>	<b>946</b>	<b>839</b>	<b>799</b>	<b>779</b>	<b>588</b>

\*-See notes on first page of this table.

SUPERIOR COURT -- CRIMINAL FILINGS AND DISPOSITIONS BY TYPE OF CASE\*

TABLE SC-24  
(con't.)

KNOX	FILINGS								DISPOSITIONS							
	1980	1981	1982	1983	1984	1985	1986	1987	1980	1981	1982	1983	1984	1985	1986	1987
Bail Review	15	6	3	5	4	8	0	6	15	6	3	5	4	8	0	6
Transfer	181	177	231	268	411	467	400	317	158	202	180	225	346	422	397	376
Appeal	53	30	15	4	7	5	7	9	56	32	20	10	7	6	6	10
Boundover	34	35	26	51	28	23	19	17	22	30	25	50	22	26	24	9
Indictment	64	69	68	79	85	100	84	89	72	72	64	70	73	87	90	66
Information	17	32	24	13	27	25	40	35	17	31	23	15	27	23	41	35
Juvenile Appeal	3	0	0	0	1	0	0	0	1	2	0	0	0	1	0	0
Other	4	7	9	11	13	13	12	10	2	4	8	6	20	10	14	13
Refiling - Prob. Revoc.	8	6	5	7	9	8	13	15	7	4	7	2	13	9	5	17
Refiling - New Trial	1	3	1	0	2	0	2	3	1	3	1	1	1	1	2	3
<b>TOTAL</b>	<b>380</b>	<b>365</b>	<b>382</b>	<b>438</b>	<b>587</b>	<b>649</b>	<b>577</b>	<b>501</b>	<b>351</b>	<b>386</b>	<b>331</b>	<b>384</b>	<b>513</b>	<b>593</b>	<b>579</b>	<b>535</b>
<b>LINCOLN</b>	<b>1980</b>	<b>1981</b>	<b>1982</b>	<b>1983</b>	<b>1984</b>	<b>1985</b>	<b>1986</b>	<b>1987</b>	<b>1980</b>	<b>1981</b>	<b>1982</b>	<b>1983</b>	<b>1984</b>	<b>1985</b>	<b>1986</b>	<b>1987</b>
Bail Review	0	1	2	1	2	7	5	0	0	1	2	1	2	7	5	0
Transfer	148	163	184	217	220	232	293	270	138	153	103	149	228	256	281	235
Appeal	16	39	9	4	1	4	2	0	20	33	18	5	2	2	2	2
Boundover	10	22	13	35	22	16	9	10	7	18	12	19	31	23	17	6
Indictment	37	29	48	62	50	75	46	57	32	31	35	30	60	72	55	43
Information	12	24	10	31	13	15	31	25	12	24	10	29	15	15	31	23
Juvenile Appeal	1	0	0	0	0	2	0	2	2	0	0	0	0	1	0	2
Other	3	4	2	2	3	1	217	168	5	3	3	2	2	0	190	196
Refiling - Prob. Revoc.	0	0	2	1	0	3	11	26	0	0	2	1	0	1	7	18
Refiling - New Trial	1	2	2	1	0	0	0	0	1	3	2	1	0	0	0	0
<b>TOTAL</b>	<b>228</b>	<b>284</b>	<b>272</b>	<b>354</b>	<b>311</b>	<b>355</b>	<b>614</b>	<b>558</b>	<b>217</b>	<b>266</b>	<b>187</b>	<b>237</b>	<b>340</b>	<b>377</b>	<b>588</b>	<b>525</b>

\*-See notes on first page of this table.

-Lincoln received many change of venue cases from Sagadahoc. See "Narrative Summary of Caseload Statistics" for further explanation.

**SUPERIOR COURT -- CRIMINAL FILINGS AND DISPOSITIONS BY TYPE OF CASE\***

**TABLE SC-24**  
(con't.)

OXFORD	FILINGS								DISPOSITIONS							
	1980	1981	1982	1983	1984	1985	1986	1987	1980	1981	1982	1983	1984	1985	1986	1987
Bail Review	5	5	11	7	10	12	9	10	5	5	11	7	10	12	9	9
Transfer	125	120	226	154	118	228	208	208	97	127	136	166	140	193	274	215
Appeal	37	30	17	12	8	3	9	5	46	25	30	4	17	7	13	3
Boundover	13	52	24	14	8	22	12	3	12	33	47	10	11	12	25	2
Indictment	98	69	125	119	81	137	121	110	101	76	63	102	113	125	137	98
Information	36	22	19	16	22	27	30	29	36	22	20	15	22	28	27	30
Juvenile Appeal	5	0	4	0	0	0	0	0	0	5	4	0	0	0	0	0
Other	5	7	8	7	3	7	5	3	1	6	9	8	4	4	6	4
Refiling - Prob. Revoc.	0	5	4	10	16	29	32	34	0	1	0	12	8	22	29	26
Refiling - New Trial	2	1	1	2	1	2	0	0	2	1	1	2	1	2	0	0
<b>TOTAL</b>	<b>326</b>	<b>311</b>	<b>439</b>	<b>341</b>	<b>267</b>	<b>467</b>	<b>426</b>	<b>402</b>	<b>300</b>	<b>301</b>	<b>321</b>	<b>326</b>	<b>326</b>	<b>405</b>	<b>520</b>	<b>387</b>
<b>PENOBSCOT</b>	<b>1980</b>	<b>1981</b>	<b>1982</b>	<b>1983</b>	<b>1984</b>	<b>1985</b>	<b>1986</b>	<b>1987</b>	<b>1980</b>	<b>1981</b>	<b>1982</b>	<b>1983</b>	<b>1984</b>	<b>1985</b>	<b>1986</b>	<b>1987</b>
Bail Review	24	10	13	6	7	22	24	27	24	10	12	6	7	22	24	27
Transfer	307	183	266	265	228	336	398	469	364	235	284	223	271	259	418	428
Appeal	128	94	17	25	12	21	29	27	129	110	48	29	16	11	27	26
Boundover	26	29	11	11	4	40	15	15	21	30	19	12	5	27	23	15
Indictment	302	305	338	373	347	291	341	392	276	295	323	375	422	285	313	363
Information	34	26	66	56	80	67	79	93	33	27	47	60	76	62	75	88
Juvenile Appeal	2	5	9	2	3	1	2	1	4	4	8	3	4	1	1	3
Other	9	29	16	11	12	23	15	18	6	18	17	15	11	9	20	25
Refiling - Prob. Revoc.	17	13	16	31	16	48	43	57	9	9	9	25	23	39	34	48
Refiling - New Trial	1	1	6	8	3	6	4	4	1	0	1	11	5	4	7	3
<b>TOTAL</b>	<b>850</b>	<b>695</b>	<b>758</b>	<b>788</b>	<b>712</b>	<b>855</b>	<b>950</b>	<b>1,103</b>	<b>867</b>	<b>738</b>	<b>768</b>	<b>759</b>	<b>840</b>	<b>718</b>	<b>942</b>	<b>1,026</b>

\*-See notes on first page of this table.

SUPERIOR COURT -- CRIMINAL FILINGS AND DISPOSITIONS BY TYPE OF CASE\*

TABLE SC-24  
(con't.)

PISCATAQUIS	FILINGS								DISPOSITIONS							
	1980	1981	1982	1983	1984	1985	1986	1987	1980	1981	1982	1983	1984	1985	1986	1987
Bail Review	0	0	0	0	0	0	1	0	0	0	0	0	0	0	1	0
Transfer	50	46	68	72	50	80	78	95	27	56	67	51	45	107	71	83
Appeal	14	13	7	1	2	4	5	9	9	22	10	4	1	6	5	5
Boundover	16	17	26	16	14	11	25	7	11	15	19	16	12	22	18	14
Indictment	48	19	39	34	32	22	24	23	32	35	35	32	24	33	26	14
Information	5	11	7	6	7	5	11	9	5	10	8	6	6	5	8	7
Juvenile Appeal	1	0	0	0	0	0	0	0	1	0	0	0	0	0	0	0
Other	0	1	0	2	0	1	0	0	0	0	1	1	1	0	1	0
Refiling - Prob. Revoc.	1	5	4	1	4	2	0	5	0	2	5	2	4	2	0	5
Refiling - New Trial	0	1	1	1	1	2	0	0	0	1	2	1	1	0	2	0
<b>TOTAL</b>	<b>135</b>	<b>113</b>	<b>152</b>	<b>133</b>	<b>110</b>	<b>127</b>	<b>144</b>	<b>148</b>	<b>85</b>	<b>141</b>	<b>147</b>	<b>113</b>	<b>94</b>	<b>175</b>	<b>132</b>	<b>128</b>
<b>SAGADAHOC</b>	<b>1980</b>	<b>1981</b>	<b>1982</b>	<b>1983</b>	<b>1984</b>	<b>1985</b>	<b>1986</b>	<b>1987</b>	<b>1980</b>	<b>1981</b>	<b>1982</b>	<b>1983</b>	<b>1984</b>	<b>1985</b>	<b>1986</b>	<b>1987</b>
Bail Review	3	2	4	1	4	5	5	1	3	2	4	1	4	5	5	1
Transfer	161	116	166	196	177	245	267	246	118	118	136	113	229	229	278	244
Appeal	41	40	8	8	8	12	3	7	40	44	13	7	11	8	6	1
Boundover	24	26	36	25	32	31	21	10	11	35	18	26	39	34	27	18
Indictment	49	37	32	48	48	83	83	52	42	40	23	30	57	60	101	49
Information	23	24	7	14	24	9	9	6	25	24	7	14	23	8	9	8
Juvenile Appeal	0	2	0	0	1	0	0	1	0	2	0	0	0	3	0	0
Other	1	3	1	1	1	1	4	34	2	0	2	1	1	2	4	22
Refiling - Prob. Revoc.	0	0	0	0	1	1	15	10	0	0	0	0	0	0	6	11
Refiling - New Trial	2	1	0	2	1	0	0	0	1	2	0	1	2	0	0	
<b>TOTAL</b>	<b>304</b>	<b>251</b>	<b>254</b>	<b>295</b>	<b>297</b>	<b>387</b>	<b>407</b>	<b>367</b>	<b>242</b>	<b>267</b>	<b>203</b>	<b>193</b>	<b>366</b>	<b>349</b>	<b>436</b>	<b>354</b>

- 123 -

\*-See notes on first page of this table.

SUPERIOR COURT -- CRIMINAL FILINGS AND DISPOSITIONS BY TYPE OF CASE\*

TABLE SC-24  
(con't.)

	FILINGS								DISPOSITIONS							
	1980	1981	1982	1983	1984	1985	1986	1987	1980	1981	1982	1983	1984	1985	1986	1987
<b>SOMERSET</b>																
Bail Review	26	23	43	38	35	22	32	22	27	24	44	37	36	22	32	22
Transfer	650	746	513	485	527	538	644	655	725	697	473	541	477	523	482	753
Appeal	18	15	12	7	16	16	11	10	17	12	17	7	18	4	19	13
Boundover	16	32	35	40	33	30	22	36	22	25	27	45	31	33	19	29
Indictment	132	87	96	137	95	117	89	124	114	103	81	131	91	94	95	122
Information	115	80	41	70	63	63	34	45	114	81	41	70	61	63	35	46
Juvenile Appeal	5	4	2	1	2	1	3	0	5	2	2	3	1	2	1	2
Other	9	10	7	3	7	22	9	5	3	11	12	3	6	5	18	5
Refiling - Prob. Revoc.	3	15	18	28	26	18	37	38	2	11	12	19	23	16	31	37
Refiling - New Trial	1	5	0	6	0	2	0	3	3	6	0	6	0	1	1	1
<b>TOTAL</b>	<b>975</b>	<b>1,017</b>	<b>767</b>	<b>815</b>	<b>804</b>	<b>829</b>	<b>881</b>	<b>938</b>	<b>1,032</b>	<b>972</b>	<b>709</b>	<b>862</b>	<b>744</b>	<b>763</b>	<b>733</b>	<b>1,030</b>
<b>WALDO</b>	<b>1980</b>	<b>1981</b>	<b>1982</b>	<b>1983</b>	<b>1984</b>	<b>1985</b>	<b>1986</b>	<b>1987</b>	<b>1980</b>	<b>1981</b>	<b>1982</b>	<b>1983</b>	<b>1984</b>	<b>1985</b>	<b>1986</b>	<b>1987</b>
Bail Review	1	0	0	0	0	3	5	3	1	0	0	0	0	3	5	3
Transfer	35	73	144	131	128	147	185	127	49	70	87	109	187	92	191	151
Appeal	5	8	12	7	2	0	3	9	8	11	9	5	12	0	3	8
Boundover	13	30	26	11	6	10	5	6	22	20	25	16	10	8	9	4
Indictment	50	78	40	97	78	55	83	85	87	67	52	61	80	67	70	74
Information	18	19	5	11	12	16	29	23	17	20	5	11	12	16	29	23
Juvenile Appeal	8	0	0	2	0	0	0	0	0	8	0	2	0	0	0	0
Other	1	2	1	1	3	3	2	2	0	0	2	3	2	2	4	1
Refiling - Prob. Revoc.	0	9	6	4	9	12	8	6	3	8	5	4	4	6	16	5
Refiling - New Trial	6	0	1	4	7	1	1	4	5	1	1	4	2	0	7	0
<b>TOTAL</b>	<b>137</b>	<b>219</b>	<b>235</b>	<b>268</b>	<b>245</b>	<b>247</b>	<b>321</b>	<b>265</b>	<b>192</b>	<b>205</b>	<b>186</b>	<b>215</b>	<b>309</b>	<b>194</b>	<b>334</b>	<b>269</b>

- 124 -

\*-See notes on first page of this table.

SUPERIOR COURT CRIMINAL FILINGS AND DISPOSITIONS BY TYPE OF CASE\*

TABLE SC-24  
(con't.)

WASHINGTON	FILINGS								DISPOSITIONS							
	1980	1981	1982	1983	1984	1985	1986	1987	1980	1981	1982	1983	1984	1985	1986	1987
Bail Review	0	0	0	0	0	0	1	2	0	0	0	0	0	0	1	2
Transfer	52	49	49	130	122	90	111	169	87	45	34	119	121	95	76	153
Appeal	24	27	10	7	2	5	23	15	36	29	11	13	5	5	9	24
Boundover	15	23	16	18	18	10	24	11	21	15	11	20	21	12	16	17
Indictment	67	101	91	126	107	112	75	112	82	78	68	119	87	121	78	105
Information	15	16	12	28	13	23	9	23	15	14	13	28	11	25	10	23
Juvenile Appeal	2	1	0	0	1	0	3	0	2	1	0	0	0	1	3	0
Other	1	7	8	8	5	1	5	4	1	6	6	7	8	7	7	8
Refiling - Prob. Revoc.	1	4	1	2	11	16	17	15	1	5	1	0	11	15	10	15
Refiling - New Trial	6	4	3	1	2	4	1	2	5	4	3	3	1	2	2	2
<b>TOTAL</b>	<b>183</b>	<b>232</b>	<b>190</b>	<b>320</b>	<b>281</b>	<b>273</b>	<b>269</b>	<b>353</b>	<b>250</b>	<b>197</b>	<b>147</b>	<b>309</b>	<b>265</b>	<b>283</b>	<b>212</b>	<b>349</b>
<b>YORK</b>	<b>1980</b>	<b>1981</b>	<b>1982</b>	<b>1983</b>	<b>1984</b>	<b>1985</b>	<b>1986</b>	<b>1987</b>	<b>1980</b>	<b>1981</b>	<b>1982</b>	<b>1983</b>	<b>1984</b>	<b>1985</b>	<b>1986</b>	<b>1987</b>
Bail Review	9	12	9	8	8	17	31	62	9	12	9	8	8	17	30	61
Transfer	554	534	429	429	331	614	880	746	585	480	417	495	404	444	693	925
Appeal	79	92	42	16	19	32	18	22	123	61	67	31	32	28	20	27
Boundover	101	118	124	98	47	103	95	34	71	102	114	126	90	79	61	60
Indictment	189	249	324	264	250	314	369	499	183	228	221	268	278	234	289	455
Information	176	152	102	75	95	82	122	145	175	154	101	75	92	85	119	141
Juvenile Appeal	1	1	1	0	4	1	0	2	1	0	2	0	2	2	1	2
Other	14	16	18	14	21	34	30	15	14	8	20	15	20	30	26	21
Refiling - Prob. Revoc.	3	11	23	31	41	41	33	49	2	6	13	26	32	32	30	42
Refiling - New Trial	0	1	0	5	1	12	9	10	4	1	1	4	1	9	9	10
<b>TOTAL</b>	<b>1,126</b>	<b>1,186</b>	<b>1,072</b>	<b>940</b>	<b>817</b>	<b>1,250</b>	<b>1,587</b>	<b>1,584</b>	<b>1,167</b>	<b>1,052</b>	<b>965</b>	<b>1,048</b>	<b>959</b>	<b>960</b>	<b>1,278</b>	<b>1,744</b>

- 125 -

\*-See notes on first page of this table.

SUPERIOR COURT -- CRIMINAL FILINGS AND DISPOSITIONS BY CLASS OF CHARGE

TABLE SC-25

	FILINGS								DISPOSITIONS							
	1980	1981	1982	1983	1984	1985	1986	1987	1980	1981	1982	1983	1984	1985	1986	1987
<b>STATE TOTAL</b>																
A	331	427	419	395	520	571	533	509	312	329	405	421	459	522	540	489
B	963	1,056	1,126	945	902	996	923	904	910	1,032	976	1,073	923	853	951	831
C	1,640	1,800	1,882	1,904	1,765	2,138	2,128	2,199	1,421	1,736	1,621	1,906	1,797	1,954	2,086	1,994
D	1,332	1,271	2,009	1,828	1,838	2,390	2,575	2,716	1,493	1,268	1,524	1,912	1,915	2,090	2,515	2,689
E	752	728	891	875	980	959	1,206	1,297	799	725	765	868	991	929	1,157	1,268
TITLE 29	3,458	3,473	2,512	2,777	2,206	2,708	2,983	2,925	3,518	3,319	2,411	2,751	2,512	2,468	2,822	2,922
OTHER	730	800	763	809	780	1,067	1,086	1,353	720	764	699	771	782	887	1,032	1,282
<b>TOTAL</b>	<b>9,206</b>	<b>9,555</b>	<b>9,602</b>	<b>9,533</b>	<b>8,991</b>	<b>10,829</b>	<b>11,432</b>	<b>11,903</b>	<b>9,173</b>	<b>9,173</b>	<b>8,401</b>	<b>9,702</b>	<b>9,379</b>	<b>9,703</b>	<b>11,103</b>	<b>11,475</b>

- 126 -

NOTES:

- Includes cases filed and refiled.
- Cases counted by defendant.



SUPERIOR COURT -- CRIMINAL FILINGS AND DISPOSITIONS BY CLASS OF CHARGE

TABLE SC-25  
(con't.)

	FILINGS								DISPOSITIONS							
	1980	1981	1982	1983	1984	1985	1986	1987	1980	1981	1982	1983	1984	1985	1986	1987
<b>ANDROSCOGGIN</b>																
A	30	51	47	33	52	81	46	62	29	30	45	52	36	68	51	61
B	101	78	91	85	107	106	107	85	82	72	89	106	81	101	114	98
C	159	129	204	216	207	289	248	284	129	146	158	206	186	257	251	251
D	76	46	137	80	100	74	102	70	72	65	91	97	96	90	93	68
E	50	36	52	57	60	46	50	37	34	48	57	56	64	37	57	39
TITLE 29	125	116	163	184	151	157	169	170	78	135	115	190	192	143	158	163
OTHER	57	34	42	38	67	80	100	146	44	33	42	29	53	69	90	97
<b>TOTAL</b>	<b>598</b>	<b>490</b>	<b>736</b>	<b>693</b>	<b>744</b>	<b>833</b>	<b>822</b>	<b>854</b>	<b>468</b>	<b>529</b>	<b>597</b>	<b>736</b>	<b>708</b>	<b>765</b>	<b>814</b>	<b>777</b>
	1980	1981	1982	1983	1984	1985	1986	1987	1980	1981	1982	1983	1984	1985	1986	1987
<b>AROOSTOOK</b>																
A	25	27	28	15	20	27	26	22	20	24	30	21	21	25	24	18
B	39	48	44	41	37	39	32	36	50	52	41	39	41	33	33	29
C	103	115	130	75	84	84	78	76	94	107	127	112	74	95	86	47
D	137	161	158	139	106	63	77	85	113	187	143	150	132	58	78	71
E	57	64	55	68	39	39	25	48	98	78	60	65	52	46	25	22
TITLE 29	262	289	172	175	62	111	90	100	244	275	211	208	100	86	92	77
OTHER	50	80	62	72	59	63	39	69	49	91	63	60	70	65	44	47
<b>TOTAL</b>	<b>673</b>	<b>784</b>	<b>649</b>	<b>585</b>	<b>407</b>	<b>426</b>	<b>367</b>	<b>436</b>	<b>668</b>	<b>814</b>	<b>675</b>	<b>655</b>	<b>490</b>	<b>408</b>	<b>382</b>	<b>311</b>

NOTES:

- Includes cases filed and refilled.
- Cases counted by defendant.

SUPERIOR COURT -- CRIMINAL FILINGS AND DISPOSITIONS BY CLASS OF CHARGE

TABLE SC-25  
(con't.)

	FILINGS								DISPOSITIONS							
	1980	1981	1982	1983	1984	1985	1986	1987	1980	1981	1982	1983	1984	1985	1986	1987
<b>CUMBERLAND</b>																
A	68	105	101	88	110	78	97	103	70	71	112	85	99	92	92	80
B	219	275	235	174	220	216	221	194	197	244	229	217	214	187	208	157
C	401	434	363	372	422	553	551	550	332	429	353	368	419	425	531	502
D	194	272	441	368	494	888	848	919	248	199	327	415	463	723	861	911
E	130	149	165	175	254	255	344	426	137	118	155	173	234	240	346	404
TITLE 29	538	622	406	615	168	49	9	25	617	537	354	666	311	104	33	19
OTHER	197	206	133	141	159	254	301	374	190	169	131	121	135	200	255	432
<b>TOTAL</b>	<b>1,747</b>	<b>2,063</b>	<b>1,844</b>	<b>1,933</b>	<b>1,827</b>	<b>2,293</b>	<b>2,371</b>	<b>2,591</b>	<b>1,791</b>	<b>1,767</b>	<b>1,661</b>	<b>2,045</b>	<b>1,875</b>	<b>1,971</b>	<b>2,326</b>	<b>2,505</b>
<b>FRANKLIN</b>																
A	11	8	14	12	14	18	17	26	3	12	9	16	8	18	19	24
B	20	29	38	30	24	23	35	34	13	23	44	26	19	32	28	37
C	32	48	36	69	45	64	72	63	30	41	40	56	49	61	83	58
D	58	57	85	104	99	113	82	101	60	60	55	106	100	100	108	88
E	51	38	49	39	59	70	81	61	44	42	38	49	38	79	80	74
TITLE 29	243	247	185	140	167	224	194	242	243	223	184	159	147	214	234	237
OTHER	26	12	32	34	28	32	26	62	19	26	17	45	25	26	33	39
<b>TOTAL</b>	<b>441</b>	<b>439</b>	<b>439</b>	<b>428</b>	<b>436</b>	<b>544</b>	<b>507</b>	<b>589</b>	<b>412</b>	<b>427</b>	<b>387</b>	<b>457</b>	<b>386</b>	<b>530</b>	<b>585</b>	<b>557</b>

NOTES:

- Includes cases filed and refilled.
- Cases counted by defendant.

SUPERIOR COURT -- CRIMINAL FILINGS AND DISPOSITIONS BY CLASS OF CHARGE

TABLE SC-25  
(con't.)

	FILINGS								DISPOSITIONS							
	1980	1981	1982	1983	1984	1985	1986	1987	1980	1981	1982	1983	1984	1985	1986	1987
<b>HANCOCK</b>																
A	24	14	11	6	15	25	10	17	4	23	8	11	11	20	18	14
B	41	37	25	33	48	37	27	41	33	44	26	34	23	41	51	25
C	44	57	60	67	86	88	69	102	41	52	53	64	46	102	96	66
D	16	33	50	70	47	36	38	81	35	25	30	68	54	44	50	47
E	9	10	24	11	12	7	17	56	9	10	16	16	13	11	15	18
TITLE 29	74	60	74	43	37	41	52	89	72	63	48	76	24	61	50	75
OTHER	22	19	11	14	25	22	19	17	23	16	9	17	22	25	28	12
<b>TOTAL</b>	<b>230</b>	<b>230</b>	<b>255</b>	<b>244</b>	<b>270</b>	<b>256</b>	<b>232</b>	<b>403</b>	<b>217</b>	<b>233</b>	<b>190</b>	<b>286</b>	<b>193</b>	<b>304</b>	<b>308</b>	<b>257</b>
	1980	1981	1982	1983	1984	1985	1986	1987	1980	1981	1982	1983	1984	1985	1986	1987
<b>KENNEBEC</b>																
A	29	37	53	53	59	62	75	38	31	24	38	64	56	61	63	51
B	69	61	106	98	94	80	67	58	70	72	79	131	98	68	73	56
C	148	126	160	124	117	144	124	100	131	147	131	165	114	135	134	86
D	154	112	181	164	148	176	143	135	186	132	142	180	167	153	148	104
E	56	46	73	65	70	61	64	68	54	45	64	66	78	54	72	39
TITLE 29	205	249	299	238	214	244	215	188	212	222	283	239	250	234	189	141
OTHER	99	100	112	106	88	140	113	112	98	111	88	119	84	115	116	117
<b>TOTAL</b>	<b>760</b>	<b>731</b>	<b>984</b>	<b>848</b>	<b>790</b>	<b>907</b>	<b>801</b>	<b>699</b>	<b>782</b>	<b>753</b>	<b>825</b>	<b>964</b>	<b>847</b>	<b>820</b>	<b>795</b>	<b>594</b>

NOTES:

-Includes cases filed and refilled.

-Cases counted by defendant.

SUPERIOR COURT -- CRIMINAL FILINGS AND DISPOSITIONS BY CLASS OF CHARGE

TABLE SC-25  
(con't.)

	FILINGS								DISPOSITIONS							
	1980	1981	1982	1983	1984	1985	1986	1987	1980	1981	1982	1983	1984	1985	1986	1987
<b>KNOX</b>																
A	11	14	5	11	10	9	11	15	16	11	7	12	10	11	10	3
B	28	24	26	28	25	27	15	22	31	23	28	33	19	13	29	9
C	61	58	65	50	60	57	55	47	43	58	52	57	42	70	52	42
D	63	46	58	75	86	115	106	96	48	65	54	61	84	85	115	98
E	25	23	28	41	59	72	61	42	29	18	23	41	47	67	44	63
TITLE 29	166	169	168	189	295	291	266	216	163	182	132	148	248	294	262	252
OTHER	30	38	35	44	55	79	65	63	25	33	37	34	64	56	69	68
<b>TOTAL</b>	<b>384</b>	<b>372</b>	<b>385</b>	<b>438</b>	<b>590</b>	<b>650</b>	<b>579</b>	<b>501</b>	<b>355</b>	<b>390</b>	<b>333</b>	<b>386</b>	<b>514</b>	<b>596</b>	<b>581</b>	<b>535</b>
	1980	1981	1982	1983	1984	1985	1986	1987	1980	1981	1982	1983	1984	1985	1986	1987
<b>LINCOLN</b>																
A	3	9	5	11	20	24	20	19	3	7	6	4	16	20	23	22
B	17	24	24	40	11	17	28	25	12	28	20	19	36	15	27	21
C	24	26	35	66	54	58	67	40	24	21	25	44	52	65	65	50
D	25	35	104	133	73	75	156	132	17	27	49	99	112	95	135	130
E	8	16	35	42	36	31	68	63	13	16	17	34	35	38	67	57
TITLE 29	146	171	64	60	125	155	277	250	142	165	65	33	92	149	272	234
OTHER	5	3	11	9	2	3	18	29	6	2	9	6	6	1	14	21
<b>TOTAL</b>	<b>228</b>	<b>284</b>	<b>278</b>	<b>361</b>	<b>321</b>	<b>363</b>	<b>634</b>	<b>558</b>	<b>217</b>	<b>266</b>	<b>191</b>	<b>239</b>	<b>349</b>	<b>383</b>	<b>603</b>	<b>535</b>

NOTES:

-Includes cases filed and refiled.

-Cases counted by defendant.

-Lincoln received many change of venue cases from Sagadahoc. See "Narrative Summary of Caseload Statistics" for further explanation.

SUPERIOR COURT -- CRIMINAL FILINGS AND DISPOSITIONS BY CLASS OF CHARGE

TABLE SC-25  
(con't.)

	FILINGS								DISPOSITIONS							
	1980	1981	1982	1983	1984	1985	1986	1987	1980	1981	1982	1983	1984	1985	1986	1987
<b>OXFORD</b>																
A	16	13	21	20	19	33	17	16	22	8	18	10	28	21	35	12
B	52	53	77	50	32	61	40	23	39	54	52	55	37	58	49	23
C	49	71	84	90	51	83	104	100	57	59	60	68	82	76	110	85
D	34	26	104	56	30	85	83	85	23	29	56	71	44	67	99	90
E	27	31	71	48	28	24	42	38	15	36	29	58	46	29	40	49
TITLE 29	138	111	89	70	85	151	106	103	136	112	103	49	84	129	162	95
OTHER	16	14	19	36	35	51	50	52	14	11	15	29	34	42	50	42
<b>TOTAL</b>	<b>332</b>	<b>319</b>	<b>465</b>	<b>370</b>	<b>280</b>	<b>488</b>	<b>442</b>	<b>417</b>	<b>306</b>	<b>309</b>	<b>333</b>	<b>340</b>	<b>355</b>	<b>422</b>	<b>545</b>	<b>396</b>
	1980	1981	1982	1983	1984	1985	1986	1987	1980	1981	1982	1983	1984	1985	1986	1987
<b>PENOBSCOT</b>																
A	43	27	39	43	51	53	53	44	37	29	39	42	54	45	58	39
B	82	82	86	55	92	81	68	96	85	90	83	68	100	68	71	80
C	215	253	223	284	213	218	257	306	173	221	232	274	274	208	229	290
D	125	75	157	129	148	164	171	205	141	93	148	122	159	132	187	213
E	89	66	94	75	74	83	97	92	95	80	100	53	83	65	104	89
TITLE 29	262	156	105	143	99	166	220	274	278	196	125	136	128	120	215	226
OTHER	45	51	58	62	35	93	85	101	68	42	54	65	45	82	79	102
<b>TOTAL</b>	<b>861</b>	<b>710</b>	<b>762</b>	<b>791</b>	<b>712</b>	<b>858</b>	<b>951</b>	<b>1,118</b>	<b>877</b>	<b>751</b>	<b>781</b>	<b>760</b>	<b>843</b>	<b>720</b>	<b>943</b>	<b>1,039</b>

- 131 -

NOTES:

- Includes cases filed and refiled.
- Cases counted by defendant.

SUPERIOR COURT -- CRIMINAL FILINGS AND DISPOSITIONS BY CLASS OF CHARGE

TABLE SC-25  
(con't.)

	FILINGS								DISPOSITIONS							
	1980	1981	1982	1983	1984	1985	1986	1987	1980	1981	1982	1983	1984	1985	1986	1987
<b>PISCATAQUIS</b>																
A	6	4	3	7	4	4	5	10	5	3	7	5	7	5	2	12
B	22	13	16	14	9	11	12	5	12	13	12	15	11	16	11	5
C	33	23	43	25	31	19	31	14	17	32	36	26	17	33	32	11
D	18	11	38	42	29	54	37	30	22	12	41	22	21	65	44	34
E	13	14	16	6	26	29	34	21	4	21	16	11	9	39	30	20
TITLE 29	34	35	16	24	6	8	25	66	16	43	24	15	17	11	11	44
OTHER	9	13	20	16	5	3	1	5	9	17	12	19	13	6	3	5
<b>TOTAL</b>	<b>135</b>	<b>113</b>	<b>152</b>	<b>134</b>	<b>110</b>	<b>128</b>	<b>145</b>	<b>151</b>	<b>85</b>	<b>141</b>	<b>148</b>	<b>113</b>	<b>95</b>	<b>175</b>	<b>133</b>	<b>131</b>
	1980	1981	1982	1983	1984	1985	1986	1987	1980	1981	1982	1983	1984	1985	1986	1987
<b>SAGADAHOC</b>																
A	3	8	7	5	20	12	15	15	3	10	3	6	14	14	13	16
B	26	35	30	25	18	46	34	16	16	37	24	24	25	24	54	17
C	51	30	41	31	58	61	66	23	39	35	23	30	63	56	77	30
D	41	31	38	57	51	71	90	56	35	33	36	35	65	53	91	72
E	20	15	23	28	32	37	52	35	16	17	14	23	34	34	55	37
TITLE 29	166	130	111	138	121	179	154	184	133	128	101	70	161	174	173	153
OTHER	9	9	14	16	6	2	16	41	9	12	9	12	15	2	7	29
<b>TOTAL</b>	<b>316</b>	<b>258</b>	<b>264</b>	<b>300</b>	<b>306</b>	<b>408</b>	<b>427</b>	<b>370</b>	<b>251</b>	<b>272</b>	<b>210</b>	<b>200</b>	<b>377</b>	<b>357</b>	<b>470</b>	<b>354</b>

NOTES:

-Includes cases filed and refiled.

-Cases counted by defendant.

-Lincoln received many change of venue cases from Sagadahoc. See "Narrative Summary of Caseload Statistics" for further explanation.

SUPERIOR COURT -- CRIMINAL FILINGS AND DISPOSITIONS BY CLASS OF CHARGE

TABLE SC-25  
(con't.)

	FILINGS								DISPOSITIONS							
	1980	1981	1982	1983	1984	1985	1986	1987	1980	1981	1982	1983	1984	1985	1986	1987
<b>SOMERSET</b>																
A	21	20	14	32	23	26	27	28	14	22	12	30	23	18	24	34
B	49	52	41	49	36	43	24	71	55	59	36	48	38	38	29	70
C	86	62	63	98	74	85	50	65	79	69	56	95	68	81	53	54
D	162	130	133	137	171	170	185	204	208	118	111	154	144	169	157	215
E	91	108	84	74	92	72	68	122	102	94	74	87	84	74	55	137
TITLE 29	482	546	318	319	313	348	417	351	518	510	300	347	292	320	314	427
OTHER	102	99	116	108	96	88	110	97	80	102	121	102	97	66	101	94
<b>TOTAL</b>	<b>993</b>	<b>1,017</b>	<b>769</b>	<b>817</b>	<b>805</b>	<b>832</b>	<b>881</b>	<b>938</b>	<b>1,056</b>	<b>974</b>	<b>710</b>	<b>863</b>	<b>746</b>	<b>766</b>	<b>733</b>	<b>1,031</b>
<b>WALDO</b>																
A	6	12	7	15	20	14	15	12	8	5	15	10	12	13	21	8
B	19	40	19	19	16	17	19	18	35	30	28	18	15	18	15	20
C	38	47	40	61	59	35	61	63	51	48	32	41	60	45	53	53
D	18	29	63	36	45	34	48	47	37	33	33	48	55	26	55	40
E	8	17	20	60	36	18	37	25	11	13	16	36	60	21	30	34
TITLE 29	42	51	69	67	60	109	126	89	44	58	45	49	100	61	133	107
OTHER	9	23	18	10	12	21	16	11	13	20	17	14	7	12	28	9
<b>TOTAL</b>	<b>140</b>	<b>219</b>	<b>236</b>	<b>268</b>	<b>248</b>	<b>248</b>	<b>322</b>	<b>265</b>	<b>199</b>	<b>207</b>	<b>186</b>	<b>216</b>	<b>309</b>	<b>196</b>	<b>335</b>	<b>271</b>

NOTES:

- Includes cases filed and refiled.
- Cases counted by defendant.

SUPERIOR COURT -- CRIMINAL FILINGS AND DISPOSITIONS BY CLASS OF CHARGE

TABLE SC-25  
(con't.)

	FILINGS								DISPOSITIONS							
	1980	1981	1982	1983	1984	1985	1986	1987	1980	1981	1982	1983	1984	1985	1986	1987
<b>WASHINGTON</b>																
A	17	15	15	18	13	28	17	17	26	9	13	14	10	27	12	27
B	39	53	31	37	26	27	26	25	64	36	35	38	24	26	27	25
C	47	86	65	93	96	85	70	102	48	76	52	88	76	99	65	94
D	32	27	26	59	68	73	103	146	44	29	21	56	52	74	61	148
E	17	10	15	16	36	21	19	46	17	14	8	20	32	23	17	41
TITLE 29	46	42	30	76	31	17	19	19	74	36	24	72	47	16	18	13
OTHER	10	33	20	31	27	35	27	20	20	23	18	31	32	34	21	27
<b>TOTAL</b>	<b>208</b>	<b>266</b>	<b>202</b>	<b>330</b>	<b>297</b>	<b>286</b>	<b>281</b>	<b>375</b>	<b>293</b>	<b>223</b>	<b>171</b>	<b>319</b>	<b>273</b>	<b>299</b>	<b>221</b>	<b>375</b>
	1980	1981	1982	1983	1984	1985	1986	1987	1980	1981	1982	1983	1984	1985	1986	1987
<b>YORK</b>																
A	18	63	49	26	70	77	82	65	21	41	43	39	54	64	75	68
B	140	152	237	167	107	165	168	155	116	155	150	202	142	115	132	159
C	149	235	270	183	108	215	225	264	133	195	191	212	175	146	169	275
D	179	180	236	179	143	199	304	324	204	161	187	228	167	156	233	360
E	101	85	87	70	67	94	147	117	121	75	78	80	82	72	120	145
TITLE 29	529	479	243	296	272	458	644	559	548	434	297	294	319	352	506	659
OTHER	44	66	60	72	81	101	100	154	53	56	57	68	80	86	94	141
<b>TOTAL</b>	<b>1,160</b>	<b>1,260</b>	<b>1,182</b>	<b>993</b>	<b>848</b>	<b>1,309</b>	<b>1,670</b>	<b>1,638</b>	<b>1,196</b>	<b>1,117</b>	<b>1,003</b>	<b>1,123</b>	<b>1,019</b>	<b>991</b>	<b>1,329</b>	<b>1,807</b>

NOTES:

-Includes cases filed and refiled.

-Cases counted by defendant.



**SUPERIOR COURT - CRIMINAL FILINGS  
BY TYPE OF RECORDING METHOD\* - 1987**

TABLE SC-26

COURT	COUNTED BY DOCKET NUMBER	COUNTED BY DEFENDANT	% INCREASE IN FILINGS WHEN COUNTED BY DEFENDANT
Ardroscoggin	822	854	3.9
Aroostook	436	436	0.0
Cumberland	2,523	2,591	2.5
Franklin	574	589	2.6
Hancock	388	403	3.9
Kennebec	695	699	0.6
Knox	501	501	0.0
Lincoln	558	558	0.0
Oxford	402	417	3.7
Penobscot	1,103	1,118	1.4
Piscataquis	148	151	2.0
Sagadahoc	367	370	0.8
Somerset	938	938	0.0
Waldo	265	265	0.0
Washington	353	375	6.2
York	1,584	1,638	3.4
<b>STATE TOTAL</b>	<b>11,662</b>	<b>11,903</b>	<b>2.1</b>

\*-Includes cases filed and refiled.

**SUPERIOR COURT - CRIMINAL PENDING CASELOAD\*  
AND OUTSTANDING WARRANTS OF ARREST**

TABLE SC-27

COURT	NO. OF PENDING CASES						NO. OF OUTSTANDING WARRANTS						% OF PENDING CASES FOR WHICH COURT MAY NOT BE RESPONSIBLE					
	1982	1983	1984	1985	1986	1987	1982	1983	1984	1985	1986	1987	1982	1983	1984	1985	1986	1987
Androscoggin	559	516	552	620	628	705	142	139	166	211	296	243	25.4	26.9	30.1	34.0	47.1	34.5
Aroostook	389	319	236	254	239	364	102	102	113	83	102	139	26.2	32.0	47.9	32.7	42.7	38.2
Cumberland	1260	1148	1100	1422	1467	1553	347	420	459	442	388	457	27.5	36.6	41.7	31.1	26.4	29.4
Franklin	232	203	253	267	189	221	12	35	49	52	40	44	5.2	17.2	19.4	19.5	21.2	19.9
Hancock	226	184	261	213	137	283	61	58	66	57	52	43	27.0	31.5	25.3	26.8	38.0	15.2
Kennebec	595	479	422	509	515	620	135	85	32	103	109	168	22.7	17.7	7.6	20.2	21.2	27.1
Knox	227	279	355	409	407	373	73	79	103	102	130	147	32.2	28.3	29.0	24.9	31.9	39.4
Lincoln	187	309	281	261	292	315	26	28	53	52	73	67	13.9	9.1	18.9	19.9	25.0	21.3
Oxford	338	368	293	359	256	277	92	100	119	125	116	137	27.2	27.2	40.6	34.8	45.3	49.5
Penobscot	377	408	277	415	423	502	132	106	80	94	125	92	35.0	26.0	28.9	22.7	29.6	18.3
Piscataquis	99	120	135	88	100	120	19	17	19	21	24	25	19.2	14.2	14.1	23.9	24.0	20.8
Sagadahoc	166	266	195	246	203	219	14	28	42	44	46	51	8.4	10.5	21.5	17.9	22.7	23.3
Somerset	401	355	414	480	628	535	165	198	217	239	254	316	41.1	55.8	52.4	49.8	40.4	59.1
Waldo	178	230	169	221	208	202	56	68	76	75	65	70	31.5	29.6	45.0	33.9	31.3	34.7
Washington	213	224	248	235	295	295	72	90	91	94	97	103	33.8	40.2	36.7	40.0	32.9	34.9
York	853	723	552	870	1211	1042	232	184	220	180	249	307	27.2	25.4	39.9	20.7	20.6	29.5
<b>TOTAL</b>	<b>6300</b>	<b>6131</b>	<b>5743</b>	<b>6869</b>	<b>7198</b>	<b>7626</b>	<b>1680</b>	<b>1737</b>	<b>1905</b>	<b>1974</b>	<b>2166</b>	<b>2409</b>	<b>26.7</b>	<b>28.3</b>	<b>33.2</b>	<b>28.7</b>	<b>30.1</b>	<b>31.6</b>

\*-Number of Pending cases - counted by defendant, as of December 31st.

-Number of Outstanding warrants for disposed cases for which there are outstanding fines, as of December 15th.

-See "Narrative Summary of Caseload Statistics" for further information.

CRIMINAL DISPOSITIONS BY TYPE OF CASE - 1987

TABLE SC-28

TYPE OF CASE	CONVICTED		ACQUITTED		DISMISSED*		OTHER		TOTAL	
	#	%	#	%	#	%	#	%	#	%
Bail Review	0	0.0	0	0.0	4	1.2	338	98.8	342	100.0
Transfer	3,020	52.3	105	1.8	2,214	38.3	435	7.5	5,774	100.0
Appeal	3	1.7	0	0.0	21	12.1	150	86.2	174	100.0
Boundover	79	32.6	6	2.5	138	57.0	19	7.9	242	100.0
Indictment	2,150	70.9	78	2.6	730	24.1	76	2.5	3,034	100.0
Information	736	93.6	2	0.3	41	5.2	7	0.9	786	100.0
Juvenile Appeal	1	7.1	0	0.0	0	0.0	13	92.9	14	100.0
Other	130	34.9	2	0.5	101	27.2	139	37.4	372	100.0
Refiling-Prob. Revoc.	0	0.0	0	0.0	138	20.4	540	79.6	678	100.0
Refiling-New Trial	11	37.9	0	0.0	15	51.7	3	10.3	29	100.0
<b>TOTAL</b>	<b>6,130</b>	<b>53.6</b>	<b>193</b>	<b>1.7</b>	<b>3,402</b>	<b>29.7</b>	<b>1,720</b>	<b>15.0</b>	<b>11,445</b>	<b>100.0</b>

CRIMINAL DISPOSITIONS BY CLASS OF CHARGE - 1987

CLASS OF CHARGE	CONVICTED		ACQUITTED		DISMISSED*		OTHER		TOTAL	
	#	%	#	%	#	%	#	%	#	%
A	300	61.8	31	6.4	120	24.8	32	6.6	483	100.0
B	598	72.6	10	1.2	184	22.3	32	3.9	824	100.0
C	1,378	69.5	41	2.1	504	25.4	61	3.1	1,984	100.0
D	1,364	50.8	46	1.7	1,041	38.8	232	8.6	2,683	100.0
E	628	49.5	16	0.8	488	38.5	136	10.7	1,268	100.0
TITLE 29	1,790	61.3	47	1.6	831	28.5	252	8.6	2,920	100.0
OTHER	72	5.6	2	0.2	234	18.2	975	76.0	1,283	100.0
<b>TOTAL</b>	<b>6,130</b>	<b>53.6</b>	<b>193</b>	<b>1.7</b>	<b>3,402</b>	<b>29.7</b>	<b>1,720</b>	<b>15.0</b>	<b>11,445</b>	<b>100.0</b>

-Includes cases filed and refiled.

-Does not include "no bill" dispositions.

-Cases counted by defendant.

-Percentages may not total 100.0 due to rounding.

-See footnote to Table SC-24 for caveat concerning boundover case statistics.

\*-Dismissed by court or D.A.

SUPERIOR COURT - CRIMINAL DISPOSITIONS BY TYPE OF DISPOSITION

TABLE SC-29

TYPE OF DISPOSITION	1983	1983	1984	1984	1985	1985	1986	1986	1987	1987
	# DIS- POSED	% OF DISPO- SITIONS	# DIS- POSED	% OF DISPO- SITIONS	# DIS- POSED	% OF DISPO- SITIONS	# DIS- POSED	% OF DISPO- SITIONS	# DIS- POSED	% OF DISPO- SITIONS
<b>STATE TOTAL</b>										
District Court Bail Revised	119	1.2	145	1.5	196	2.0	214	1.9	233	2.0
District Court Bail Affirmed	39	0.4	44	0.5	55	0.6	61	0.6	65	0.6
Dismissed by Court	223	2.3	152	1.6	123	1.3	184	1.7	251	2.2
Dismissed by D.A. Rule 48(A)	3,022	31.2	2,628	28.0	2,657	27.4	2,960	26.7	3151	27.5
Filed Case	135	1.4	168	1.8	124	1.3	142	1.3	141	1.2
Juvenile Appeal Denied	5	0.1	3	0.0	4	0.0	3	0.0	2	0.0
Juvenile Appeal Sustained	0	0.0	5	0.1	1	0.0	0	0.0	1	0.0
Juvenile Appeal, New Sentence	0	0.0	4	0.0	0	0.0	0	0.0	0	0.0
Not Guilty, Reason of Insanity	3	0.0	14	0.1 (a)	7	0.1	2	0.0	5	0.0
Probation Revoked	115	1.2	155	1.7	228	2.4	329	3.0	393	3.4
Convicted - Plea	4,996	51.5	4,996	53.3	5,165	53.3	5,804	52.3	5665	49.5
Convicted - Jury Trial	287	3.0	279	3.0	310	3.2	308	2.8	347	3.0
Convicted - Jury Waived Trial	125	1.3	131	1.4	130	1.3	130	1.2	118	1.0
Acquitted - Jury Trial	120	1.2	134	1.4	140	1.4	167	1.5	157	1.4
Acquitted - Jury Waived Trial	37	0.4	47	0.5	56	0.6	39	0.4	36	0.3
Mistrial	23	0.2	17	0.2	21	0.2	15	0.1	24	0.2
Other	448	4.6	447	4.8	478	4.9	731	6.6	856	7.5
<b>TOTAL</b>	<b>9,697</b>	<b>100.0</b>	<b>9,369</b>	<b>100.0</b>	<b>9,695</b>	<b>100.0</b>	<b>11,089</b>	<b>100.0</b>	<b>11,445</b>	<b>100.0</b>

NOTES:

- Includes the disposition of cases filed and refiled.
- Does not include "no bill" dispositions.
- Cases counted by defendant.
- Percentages may not total 100.0 due to rounding.
- Types of dispositions are defined at the end of this section.

(a) 8 cases involved one Kennebec defendant.

SUPERIOR COURT - CRIMINAL DISPOSITIONS BY TYPE OF DISPOSITION

TABLE SC-29  
(con't.)

TYPE OF DISPOSITION	1983	1983	1984	1984	1985	1985	1986	1986	1987	1987
	# DIS- POSED	% OF DISPO- SITIONS	# DIS- POSED	% OF DISPO- SITIONS	# DIS- POSED	% OF DISPO- SITIONS	# DIS- POSED	% OF DISPO- SITIONS	# DIS- POSED	% OF DISPO- SITIONS
<b>ANDROSCOGGIN</b>										
District Court Bail Revised	2	0.3	8	1.1	13	1.7	2	0.2	13	1.7
District Court Bail Affirmed	1	0.1	2	0.3	4	0.5	1	0.1	3	0.4
Dismissed by Court	10	1.4	8	1.1	10	1.3	21	2.6	11	1.4
Dismissed by D.A. Rule 48(A)	203	27.6	209	29.5	151	19.7	167	20.5	174	22.4
Filed Case	10	1.4	29	4.1	26	3.4	31	3.8	26	3.3
Juvenile Appeal Denied	0	0.0	0	0.0	0	0.0	0	0.0	0	0.0
Juvenile Appeal Sustained	0	0.0	0	0.0	0	0.0	0	0.0	0	0.0
Juvenile Appeal, New Sentence	0	0.0	0	0.0	0	0.0	0	0.0	0	0.0
Not Guilty, Reason of Insanity	0	0.0	0	0.0	2	0.3	0	0.0	2	0.3
Probation Revoked	10	1.4	18	2.5	39	5.1	54	6.6	59	7.6
Convicted - Plea	429	58.3	366	51.7	447	58.4	459	56.4	411	52.9
Convicted - Jury Trial	28	3.8	21	3.0	21	2.7	19	2.3	17	2.2
Convicted - Jury Waived Trial	9	1.2	2	0.3	5	0.7	5	0.6	0	0.0
Acquitted - Jury Trial	7	1.0	9	1.3	9	1.2	13	1.6	13	1.7
Acquitted - Jury Waived Trial	3	0.4	0	0.0	1	0.1	1	0.1	1	0.1
Mistrial	1	0.1	2	0.3	2	0.3	1	0.1	0	0.0
Other	23	3.1	34	4.8	35	4.6	40	4.9	47	6.0
<b>TOTAL</b>	<b>736</b>	<b>100.0</b>	<b>708</b>	<b>100.0</b>	<b>765</b>	<b>100.0</b>	<b>814</b>	<b>100.0</b>	<b>777</b>	<b>100.0</b>
<b>ARCOSTOOK</b>										
District Court Bail Revised	10	1.5	13	2.7	15	3.7	9	2.4	12	1.5
District Court Bail Affirmed	5	0.8	3	0.6	7	1.7	6	1.6	8	1.0
Dismissed by Court	11	1.7	19	3.9	10	2.5	23	6.0	10	1.3
Dismissed by D.A. Rule 48(A)	203	31.0	115	23.5	112	27.5	67	17.5	54	6.9
Filed Case	19	2.9	14	2.9	8	2.0	15	3.9	7	0.9
Juvenile Appeal Denied	0	0.0	0	0.0	0	0.0	0	0.0	0	0.0
Juvenile Appeal Sustained	0	0.0	0	0.0	0	0.0	0	0.0	0	0.0
Juvenile Appeal, New Sentence	0	0.0	0	0.0	0	0.0	0	0.0	0	0.0
Not Guilty, Reason of Insanity	0	0.0	0	0.0	0	0.0	0	0.0	0	0.0
Probation Revoked	6	0.9	15	3.1	9	2.2	11	2.9	7	0.9
Convicted - Plea	323	49.3	232	47.3	193	47.3	191	50.0	145	18.7
Convicted - Jury Trial	19	2.9	29	5.9	23	5.6	32	8.4	33	4.2
Convicted - Jury Waived Trial	7	1.1	9	1.8	10	2.5	7	1.8	5	0.6
Acquitted - Jury Trial	9	1.4	18	3.7	11	2.7	9	2.4	8	1.0
Acquitted - Jury Waived Trial	0	0.0	1	0.2	2	0.5	0	0.0	0	0.0
Mistrial	1	0.2	0	0.0	0	0.0	1	0.3	1	0.1
Other	42	6.4	22	4.5	8	2.0	11	2.9	21	2.7
<b>TOTAL</b>	<b>655</b>	<b>100.0</b>	<b>490</b>	<b>100.0</b>	<b>408</b>	<b>100.0</b>	<b>382</b>	<b>100.0</b>	<b>311</b>	<b>100.0</b>

NOTES:

- Includes the disposition of cases filed and refiled.
- Does not include "no bill" dispositions.
- Cases counted by defendant.
- Percentages may not total 100.0 due to rounding.
- Types of dispositions are defined at the end of this section.

SUPERIOR COURT - CRIMINAL DISPOSITIONS BY TYPE OF DISPOSITION

TABLE SC-29  
(con't.)

TYPE OF DISPOSITION	1983	1983	1984	1984	1985	1985	1986	1986	1987	1987
	# DIS- POSED	% OF DISPO- SITIONS	# DIS- POSED	% OF DISPO- SITIONS	# DIS- POSED	% OF DISPO- SITIONS	# DIS- POSED	% OF DISPO- SITIONS	# DIS- POSED	% OF DISPO- SITIONS
<b>CUMBERLAND</b>										
District Court Bail Revised	26	1.3	50	2.7	63	3.2	76	3.3	91	3.6
District Court Bail Affirmed	7	0.3	14	0.7	12	0.6	17	0.7	27	1.1
Dismissed by Court	7	0.3	19	1.0	18	0.9	34	1.5	89	3.6
Dismissed by D.A. Rule 48(A)	800	39.1	610	32.5	621	31.5	757	32.5	803	32.0
Filed Case	2	0.1	3	0.2	3	0.2	5	0.2	4	0.2
Juvenile Appeal Denied	0	0.0	1	0.1	0	0.0	0	0.0	0	0.0
Juvenile Appeal Sustained	0	0.0	0	0.0	0	0.0	0	0.0	0	0.0
Juvenile Appeal, New Sentence	0	0.0	0	0.0	0	0.0	0	0.0	0	0.0
Not Guilty, Reason of Insanity	0	0.0	0	0.0	2	0.1	0	0.0	0	0.0
Probation Revoked	29	1.4	22	1.2	59	3.0	98	4.2	129	5.1
Convicted - Plea	1,017	49.7	1,012	54.0	1,038	52.7	1,200	51.6	1,168	46.6
Convicted - Jury Trial	40	2.0	28	1.5	38	1.9	31	1.3	41	1.6
Convicted - Jury Waived Trial	16	0.8	13	0.7	19	1.0	19	0.8	8	0.3
Acquitted - Jury Trial	19	0.9	22	1.2	20	1.0	24	1.0	13	0.5
Acquitted - Jury Waived Trial	2	0.1	7	0.4	3	0.2	3	0.1	4	0.2
Mistrial	1	0.0	0	0.0	2	0.1	1	0.0	2	0.1
Other	79	3.9	74	3.9	73	3.7	61	2.6	127	5.1
<b>TOTAL</b>	<b>2,045</b>	<b>100.0</b>	<b>1,875</b>	<b>100.0</b>	<b>1,971</b>	<b>100.0</b>	<b>2,326</b>	<b>100.0</b>	<b>2,506</b>	<b>100.0</b>

**FRANKLIN**

District Court Bail Revised	17	3.7	5	1.3	6	1.1	14	2.4	4	0.7
District Court Bail Affirmed	0	0.0	0	0.0	1	0.2	0	0.0	0	0.0
Dismissed by Court	10	2.2	5	1.3	5	0.9	7	1.2	4	0.7
Dismissed by D.A. Rule 48(A)	145	31.7	108	28.0	188	35.5	161	27.5	161	28.9
Filed Case	30	6.6	38	9.8	32	6.0	40	6.8	26	4.7
Juvenile Appeal Denied	0	0.0	2	0.5	0	0.0	0	0.0	0	0.0
Juvenile Appeal Sustained	0	0.0	0	0.0	0	0.0	0	0.0	0	0.0
Juvenile Appeal, New Sentence	0	0.0	0	0.0	0	0.0	0	0.0	0	0.0
Not Guilty, Reason of Insanity	0	0.0	0	0.0	0	0.0	0	0.0	0	0.0
Probation Revoked	0	0.0	3	0.8	0	0.0	3	0.5	10	1.8
Convicted - Plea	217	47.5	198	51.3	252	47.5	329	56.2	316	56.7
Convicted - Jury Trial	7	1.5	8	2.1	15	2.8	7	1.2	8	1.4
Convicted - Jury Waived Trial	4	0.9	0	0.0	2	0.4	2	0.3	1	0.2
Acquitted - Jury Trial	4	0.9	9	2.3	3	0.6	6	1.0	5	0.9
Acquitted - Jury Waived Trial	4	0.9	2	0.5	3	0.6	0	0.0	1	0.2
Mistrial	2	0.4	1	0.3	3	0.6	2	0.3	0	0.0
Other	17	3.7	7	1.8	20	3.8	14	2.4	21	3.8
<b>TOTAL</b>	<b>457</b>	<b>100.0</b>	<b>386</b>	<b>100.0</b>	<b>530</b>	<b>100.0</b>	<b>585</b>	<b>100.0</b>	<b>557</b>	<b>100.0</b>

NOTES:

- Includes the disposition of cases filed and refiled.
- Does not include "no bill" dispositions.
- Cases counted by defendant.
- Percentages may not total 100.0 due to rounding
- Types of dispositions are defined at the end of this section.

SUPERIOR COURT - CRIMINAL DISPOSITIONS BY TYPE OF DISPOSITION

TABLE SC-29  
(con't.)

TYPE OF DISPOSITION	1983	1983	1984	1984	1985	1985	1986	1986	1987	1987
	# DIS- POSED	% OF DISPO- SITIONS	# DIS- POSED	% OF DISPO- SITIONS	# DIS- POSED	% OF DISPO- SITIONS	# DIS- POSED	% OF DISPO- SITIONS	# DIS- POSED	% OF DISPO- SITIONS
<b>HANCOCK</b>										
District Court Bail Revised	0	0.0	0	0.0	0	0.0	2	0.6	1	0.4
District Court Bail Affirmed	0	0.0	1	0.5	0	0.0	1	0.3	0	0.0
Dismissed by Court	4	1.4	3	1.6	0	0.0	0	0.0	3	1.2
Dismissed by D.A. Rule 48(A)	82	28.7	51	26.4	92	30.3	101	32.8	89	34.6
Filed Case	6	2.1	11	5.7	2	0.7	1	0.3	4	1.6
Juvenile Appeal Denied	1	0.3	0	0.0	0	0.0	0	0.0	0	0.0
Juvenile Appeal Sustained	0	0.0	0	0.0	0	0.0	0	0.0	0	0.0
Juvenile Appeal, New Sentence	0	0.0	0	0.0	0	0.0	0	0.0	0	0.0
Not Guilty, Reason of Insanity	0	0.0	0	0.0	0	0.0	0	0.0	0	0.0
Probation Revoked	2	0.7	5	2.6	8	2.6	5	1.6	1	0.4
Convicted - Plea	158	55.2	88	45.6	158	52.0	163	52.9	132	51.4
Convicted - Jury Trial	9	3.1	14	7.3	16	5.3	6	1.9	9	3.5
Convicted - Jury Waived Trial	4	1.4	2	1.0	6	2.0	7	2.3	0	0.0
Acquitted - Jury Trial	7	2.4	0	0.0	5	1.6	6	1.9	4	1.6
Acquitted - Jury Waived Trial	2	0.7	1	0.5	2	0.7	1	0.3	0	0.0
Mistrial	1	0.3	2	1.0	0	0.0	0	0.0	1	0.4
Other	10	3.5	15	7.8	15	4.9	15	4.9	13	5.1
<b>TOTAL</b>	<b>286</b>	<b>100.0</b>	<b>193</b>	<b>100.0</b>	<b>304</b>	<b>100.0</b>	<b>308</b>	<b>100.0</b>	<b>257</b>	<b>100.0</b>
<b>KENNEBEC</b>										
District Court Bail Revised	19	2.0	16	1.9	30	3.7	28	3.5	15	2.5
District Court Bail Affirmed	14	1.5	10	1.2	11	1.3	13	1.6	8	1.3
Dismissed by Court	98	10.2	4	0.5	8	1.0	7	0.9	23	3.9
Dismissed by D.A. Rule 48(A)	156	16.2	151	17.8	132	16.1	121	15.2	74	12.5
Filed Case	26	2.7	18	2.1	9	1.1	18	2.3	10	1.7
Juvenile Appeal Denied	1	0.1	0	0.0	3	0.4	0	0.0	1	0.2
Juvenile Appeal Sustained	0	0.0	1	0.1	0	0.0	0	0.0	1	0.2
Juvenile Appeal, New Sentence	0	0.0	0	0.0	0	0.0	0	0.0	0	0.0
Not Guilty, Reason of Insanity	1	0.1	13	1.5 (a)	2	0.2	2	0.3	1	0.2
Probation Revoked	22	2.3	21	2.5	33	4.0	44	5.5	48	8.1
Convicted - Plea	504	52.3	493	58.2	491	59.9	428	53.8	321	54.0
Convicted - Jury Trial	31	3.2	30	3.5	19	2.3	40	5.0	29	4.9
Convicted - Jury Waived Trial	10	1.0	16	1.9	13	1.6	6	0.8	9	1.5
Acquitted - Jury Trial	16	1.7	9	1.1	15	1.8	17	2.1	13	2.2
Acquitted - Jury Waived Trial	4	0.4	5	0.6	3	0.4	5	0.6	2	0.3
Mistrial	2	0.2	3	0.4	1	0.1	2	0.3	0	0.0
Other	60	6.2	57	6.7	50	6.1	64	8.1	39	6.6
<b>TOTAL</b>	<b>964</b>	<b>100.0</b>	<b>847</b>	<b>100.0</b>	<b>820</b>	<b>100.0</b>	<b>795</b>	<b>100.0</b>	<b>594</b>	<b>100.0</b>

NOTES:

- Includes the disposition of cases filed and refiled.
- Does not include "no bill" dispositions.
- Cases counted by defendant.
- Percentages may not total 100.0 due to rounding.
- Types of dispositions are defined at the end of this section.

(a) 8 cases involved one Kennebec defendant.

SUPERIOR COURT - CRIMINAL DISPOSITIONS BY TYPE OF DISPOSITION

TABLE SC-29  
(con't.)

TYPE OF DISPOSITION	1983	1983	1984	1984	1985	1985	1986	1986	1987	1987
	# DIS- POSED	DISPO- SITIONS % OF	# DIS- POSED	DISPO- SITIONS % OF	# DIS- POSED	DISPO- SITIONS % OF	# DIS- POSED	DISPO- SITIONS % OF	# DIS- POSED	DISPO- SITIONS % OF
<b>KNOX</b>										
District Court Bail Revised	4	1.0	3	0.6	5	0.8	0	0.0	3	0.6
District Court Bail Affirmed	1	0.3	1	0.2	2	0.3	1	0.2	1	0.2
Dismissed by Court	26	6.7	14	2.7	8	1.3	17	2.9	25	4.7
Dismissed by D.A. Rule 48(A)	75	19.4	121	23.5	138	23.2	130	22.4	119	22.2
Filed Case	1	0.3	1	0.2	0	0.0	0	0.0	0	0.0
Juvenile Appeal Denied	0	0.0	0	0.0	0	0.0	0	0.0	0	0.0
Juvenile Appeal Sustained	0	0.0	0	0.0	1	0.2	0	0.0	0	0.0
Juvenile Appeal, New Sentence	0	0.0	0	0.0	0	0.0	0	0.0	0	0.0
Not Guilty, Reason of Insanity	0	0.0	0	0.0	0	0.0	0	0.0	1	0.2
Probation Revoked	0	0.0	11	2.1	3	1.3	5	0.9	9	1.7
Convicted - Plea	243	63.0	333	64.8	407	68.3	388	66.8	328	61.3
Convicted - Jury Trial	10	2.6	3	0.6	10	1.7	8	1.4	12	2.2
Convicted - Jury Waived Trial	7	1.8	4	0.8	3	0.5	7	1.2	7	1.3
Acquitted - Jury Trial	3	0.8	1	0.2	2	0.3	4	0.7	3	0.6
Acquitted - Jury Waived Trial	2	0.5	2	0.4	0	0.0	0	0.3	3	0.6
Mistrial	0	0.0	2	0.4	0	0.0	1	0.2	3	0.6
Other	14	3.6	18	3.5	12	2.0	18	3.1	21	3.9
<b>TOTAL</b>	<b>386</b>	<b>100.0</b>	<b>514</b>	<b>100.0</b>	<b>596</b>	<b>100.0</b>	<b>581</b>	<b>100.0</b>	<b>535</b>	<b>100.0</b>
<b>LINCOLN</b>										
District Court Bail Revised	0	0.0	0	0.0	4	1.0	2	0.3	0	0.0
District Court Bail Affirmed	1	0.4	2	0.6	1	0.3	2	0.3	0	0.0
Dismissed by Court	0	0.0	8	2.3	7	1.8	10	1.7	8	1.5
Dismissed by D.A. Rule 48(A)	54	22.6	126	36.1	106	27.7	167	27.7	121	22.6
Filed Case	0	0.0	0	0.0	0	0.0	0	0.0	0	0.0
Juvenile Appeal Denied	0	0.0	0	0.0	1	0.3	0	0.0	0	0.0
Juvenile Appeal Sustained	0	0.0	0	0.0	0	0.0	0	0.0	0	0.0
Juvenile Appeal, New Sentence	0	0.0	0	0.0	0	0.0	0	0.0	0	0.0
Not Guilty, Reason of Insanity	0	0.0	0	0.0	0	0.0	0	0.0	0	0.0
Probation Revoked	1	0.4	0	0.0	0	0.0	5	0.8	11	2.1
Convicted - Plea	162	67.8	187	53.6	201	52.5	367	60.9	294	55.0
Convicted - Jury Trial	6	2.5	4	1.1	12	3.1	12	2.0	17	3.2
Convicted - Jury Waived Trial	1	0.4	5	1.4	9	2.3	13	2.2	11	2.1
Acquitted - Jury Trial	2	0.8	10	2.9	9	2.3	11	1.8	10	1.9
Acquitted - Jury Waived Trial	0	0.0	2	0.6	8	2.1	1	0.2	1	0.2
Mistrial	0	0.0	0	0.0	0	0.0	0	0.0	1	0.2
Other	12	5.0	5	1.4	25	6.5	13	2.2	61	11.4
<b>TOTAL</b>	<b>239</b>	<b>100.0</b>	<b>349</b>	<b>100.0</b>	<b>383</b>	<b>100.0</b>	<b>603</b>	<b>100.0</b>	<b>535</b>	<b>100.0</b>

NOTES:

- Includes the disposition of cases filed and refiled.
- Does not include "no bill" dispositions.
- Cases counted by defendant.
- Percentages may not total 100.0 due to rounding.
- Types of dispositions are defined at the end of this section.



SUPERIOR COURT - CRIMINAL DISPOSITIONS BY TYPE OF DISPOSITION

TABLE SC-29  
(con't.)

TYPE OF DISPOSITION	1983	1983	1984	1984	1985	1985	1986	1986	1987	1987
	# DIS- POSED	% OF DISPO- SITIONS	# DIS- POSED	% OF DISPO- SITIONS	# DIS- POSED	% OF DISPO- SITIONS	# DIS- POSED	% OF DISPO- SITIONS	# DIS- POSED	% OF DISPO- SITIONS
<b>OXFORD</b>										
District Court Bail Revised	4	1.2	10	2.8	11	2.6	6	1.1	7	1.8
District Court Bail Affirmed	1	0.3	0	0.0	1	0.2	2	0.4	2	0.5
Dismissed by Court	20	5.9	16	4.5	16	3.8	22	4.0	12	3.0
Dismissed by D.A. Rule 48(A)	77	22.6	81	22.8	126	29.9	171	31.4	123	31.1
Filed Case	7	2.1	10	2.8	10	2.4	23	4.2	17	4.3
Juvenile Appeal Denied	0	0.0	0	0.0	0	0.0	0	0.0	1	0.3
Juvenile Appeal Sustained	0	0.0	0	0.0	0	0.0	0	0.0	0	0.0
Juvenile Appeal, New Sentence	0	0.0	0	0.0	0	0.0	0	0.0	0	0.0
Not Guilty, Reason of Insanity	0	0.0	0	0.0	0	0.0	0	0.0	0	0.0
Probation Revoked	8	2.4	5	1.4	8	1.9	21	3.9	8	2.0
Convicted - Plea	169	49.7	178	50.1	203	48.1	236	43.3	170	42.9
Convicted - Jury Trial	21	6.2	19	5.4	12	2.8	14	2.6	11	2.8
Convicted - Jury Waived Trial	12	3.5	11	3.1	2	0.5	17	3.1	13	3.3
Acquitted - Jury Trial	10	2.9	8	2.3	13	3.1	14	2.6	10	2.5
Acquitted - Jury Waived Trial	2	0.6	1	0.3	4	0.9	3	0.6	3	0.8
Mistrial	0	0.0	0	0.0	1	0.2	1	0.2	0	0.0
Other	9	2.6	16	4.5	15	3.6	15	2.8	19	4.8
<b>TOTAL</b>	<b>340</b>	<b>100.0</b>	<b>355</b>	<b>100.0</b>	<b>422</b>	<b>100.0</b>	<b>545</b>	<b>100.0</b>	<b>396</b>	<b>100.0</b>

**PENOBSCOT**

District Court Bail Revised	2	0.3	1	0.1	16	2.2	20	2.1	16	1.5
District Court Bail Affirmed	3	0.4	6	0.7	5	0.7	2	0.2	8	0.8
Dismissed by Court	14	1.8	18	2.1	8	1.1	12	1.4	17	1.6
Dismissed by D.A. Rule 48(A)	215	28.3	175	20.8	173	24.0	197	20.9	265	25.5
Filed Case	1	0.1	0	0.0	0	0.0	0	0.0	0	0.0
Juvenile Appeal Denied	1	0.1	0	0.0	0	0.0	0	0.0	0	0.0
Juvenile Appeal Sustained	0	0.0	0	0.0	0	0.0	0	0.0	0	0.0
Juvenile Appeal, New Sentence	0	0.0	4	0.5	0	0.0	0	0.0	0	0.0
Not Guilty, Reason of Insanity	0	0.0	0	0.0	0	0.0	0	0.0	0	0.0
Probation Revoked	12	1.6	14	1.7	25	3.5	23	2.4	32	3.1
Convicted - Plea	373	49.1	510	60.5	374	51.9	517	54.8	532	51.2
Convicted - Jury Trial	50	6.6	45	5.3	46	6.4	60	6.4	48	4.6
Convicted - Jury Waived Trial	12	1.6	10	1.2	11	1.5	16	1.7	16	1.5
Acquitted - Jury Trial	10	1.3	16	1.9	13	1.8	17	1.8	24	2.3
Acquitted - Jury Waived Trial	3	0.4	4	0.5	7	1.0	10	1.1	5	0.5
Mistrial	2	0.3	2	0.2	3	0.4	4	0.4	4	0.4
Other	62	8.2	38	4.5	39	5.4	64	6.8	72	6.9
<b>TOTAL</b>	<b>760</b>	<b>100.0</b>	<b>843</b>	<b>100.0</b>	<b>720</b>	<b>100.0</b>	<b>943</b>	<b>100.0</b>	<b>1,039</b>	<b>100.0</b>

NOTES:

- Includes the disposition of cases filed and refiled.
- Does not include "no bill" dispositions.
- Cases counted by defendant.
- Percentages may not total 100.0 due to rounding.
- Types of dispositions are defined at the end of this section.

SUPERIOR COURT - CRIMINAL DISPOSITIONS BY TYPE OF DISPOSITION

TABLE SC-29  
(con't.)

TYPE OF DISPOSITION	1983		1984		1985		1986		1987	
	# DIS-POSED	% OF DISPO-SITIONS	# DIS-POSED	% OF DISPO-SITIONS	# DIS-POSED	% OF DISPO-SITIONS	# DIS-POSED	% OF DISPO-SITIONS	# DIS-POSED	% OF DISPO-SITIONS
<b>PISCATAQUIS</b>										
District Court Bail Revised	0	0.0	0	0.0	0	0.0	1	0.8	0	0.0
District Court Bail Affirmed	0	0.0	0	0.0	0	0.0	0	0.0	0	0.0
Dismissed by Court	0	0.0	1	1.1	4	2.3	2	1.5	2	1.5
Dismissed by D.A. Rule 48(A)	59	52.7	40	42.1	62	35.4	35	26.3	45	34.4
Filed Case	0	0.0	0	0.0	0	0.0	0	0.0	0	0.0
Juvenile Appeal Denied	0	0.0	0	0.0	0	0.0	0	0.0	0	0.0
Juvenile Appeal Sustained	0	0.0	0	0.0	0	0.0	0	0.0	0	0.0
Juvenile Appeal, New Sentence	0	0.0	0	0.0	0	0.0	0	0.0	0	0.0
Not Guilty, Reason of Insanity	0	0.0	0	0.0	0	0.0	0	0.0	0	0.0
Probation Revoked	0	0.0	2	2.1	1	0.6	0	0.0	3	2.3
Convicted - Plea	41	36.6	46	48.4	75	42.9	77	57.9	42	32.1
Convicted - Jury Trial	1	0.9	0	0.0	15	8.6	8	6.0	12	9.2
Convicted - Jury Waived Trial	6	5.4	0	0.0	4	2.3	2	1.5	8	6.1
Acquitted - Jury Trial	1	0.9	0	0.0	3	1.7	3	2.3	6	4.6
Acquitted - Jury Waived Trial	0	0.0	0	0.0	1	0.6	0	0.0	2	1.5
Mistrial	0	0.0	1	1.1	2	1.1	0	0.0	0	0.0
Other	4	3.6	5	5.3	8	4.6	5	3.8	11	8.4
<b>TOTAL</b>	<b>112</b>	<b>100.0</b>	<b>95</b>	<b>100.0</b>	<b>175</b>	<b>100.0</b>	<b>133</b>	<b>100.0</b>	<b>131</b>	<b>100.0</b>

**SAGADAHOC**

District Court Bail Revised	1	0.5	3	0.8	4	1.1	6	1.3	1	0.3
District Court Bail Affirmed	0	0.0	1	0.3	1	0.3	0	0.0	0	0.0
Dismissed by Court	0	0.0	13	3.4	6	1.7	2	0.4	0	0.0
Dismissed by D.A. Rule 48(A)	71	35.5	122	32.4	84	23.6	60	12.8	59	16.7
Filed Case	0	0.0	0	0.0	0	0.0	0	0.0	0	0.0
Juvenile Appeal Denied	0	0.0	0	0.0	0	0.0	0	0.0	0	0.0
Juvenile Appeal Sustained	0	0.0	0	0.0	0	0.0	0	0.0	0	0.0
Juvenile Appeal, New Sentence	0	0.0	0	0.0	0	0.0	0	0.0	0	0.0
Not Guilty, Reason of Insanity	0	0.0	0	0.0	1	0.3	0	0.0	0	0.0
Probation Revoked	0	0.0	0	0.0	0	0.0	5	1.1	10	2.8
Convicted - Plea	100	50.0	195	51.7	179	50.3	146	31.1	96	27.2
Convicted - Jury Trial	7	3.5	9	2.4	17	4.8	8	1.7	6	1.7
Convicted - Jury Waived Trial	5	2.5	12	3.2	12	3.4	4	0.9	1	0.3
Acquitted - Jury Trial	2	1.0	6	1.6	2	0.6	4	0.9	4	1.1
Acquitted - Jury Waived Trial	5	2.5	4	1.1	6	1.7	1	0.2	1	0.3
Mistrial	4	2.0	1	0.3	0	0.0	0	0.0	0	0.0
Other	5	2.5	11	2.9	44	12.4	234	49.8	175	49.6
<b>TOTAL</b>	<b>200</b>	<b>100.0</b>	<b>377</b>	<b>100.0</b>	<b>356</b>	<b>100.0</b>	<b>470</b>	<b>100.0</b>	<b>353</b>	<b>100.0</b>

NOTES:

- Includes the disposition of cases filed and refiled.
- Does not include "no bill" dispositions.
- Cases counted by defendant.
- Percentages may not total 100.0 due to rounding.
- Types of dispositions are defined at the end of this section.

- The high number of Sagadahoc's "Other" dispositions in 1986 and 1987 is due to the transfer of many cases to Lincoln. See "Narrative Summary of Caseload Statistics" for further explanation.

**SUPERIOR COURT - CRIMINAL DISPOSITIONS BY TYPE OF DISPOSITION**

TABLE SC-29  
(con't.)

TYPE OF DISPOSITION	1983	1983	1984	1984	1985	1985	1986	1986	1987	1987
	# DIS- POSED	% OF DISPO- SITIONS	# DIS- POSED	% OF DISPO- SITIONS	# DIS- POSED	% OF DISPO- SITIONS	# DIS- POSED	% OF DISPO- SITIONS	# DIS- POSED	% OF DISPO- SITIONS
<b>SOMERSET</b>										
District Court Bail Revised	30	3.5	31	4.2	15	2.0	25	3.4	17	1.6
District Court Bail Affirmed	2	0.2	1	0.1	5	0.7	4	0.5	0	0.0
Dismissed by Court	1	0.1	5	0.7	6	0.8	5	0.7	8	0.8
Dismissed by D.A. Rule 48(A)	191	22.1	166	22.3	125	16.3	123	16.8	181	17.6
Filed Case	29	3.4	27	3.6	23	3.0	8	1.1	25	2.4
Juvenile Appeal Denied	0	0.0	0	0.0	0	0.0	0	0.0	0	0.0
Juvenile Appeal Sustained	0	0.0	0	0.0	0	0.0	0	0.0	0	0.0
Juvenile Appeal, New Sentence	0	0.0	0	0.0	0	0.0	0	0.0	0	0.0
Not Guilty, Reason of Insanity	0	0.0	0	0.0	0	0.0	0	0.0	0	0.0
Probation Revoked	14	1.6	12	1.6	12	1.6	19	2.6	25	2.4
Convicted - Plea	516	59.8	416	55.8	500	65.3	452	61.7	679	65.9
Convicted - Jury Trial	13	1.5	10	1.3	22	2.9	18	2.5	17	1.6
Convicted - Jury Waived Trial	16	1.9	16	2.1	15	2.0	10	1.4	18	1.7
Acquitted - Jury Trial	7	0.8	8	1.1	10	1.3	9	1.2	13	1.3
Acquitted - Jury Waived Trial	8	0.9	6	0.8	10	1.3	5	0.7	7	0.7
Mistrial	6	0.7	0	0.0	1	0.1	0	0.0	2	0.2
Other	30	3.5	48	6.4	22	2.9	55	7.5	39	3.8
<b>TOTAL</b>	<b>863</b>	<b>100.0</b>	<b>746</b>	<b>100.0</b>	<b>766</b>	<b>100.0</b>	<b>733</b>	<b>100.0</b>	<b>1,031</b>	<b>100.0</b>

**WALDO**

District Court Bail Revised	0	0.0	0	0.0	2	1.0	4	1.2	1	0.4
District Court Bail Affirmed	0	0.0	0	0.0	1	0.5	1	0.3	2	0.7
Dismissed by Court	5	2.3	5	1.6	1	0.5	0	0.0	3	1.1
Dismissed by D.A. Rule 48(A)	62	28.8	78	25.2	54	27.6	85	25.4	56	20.7
Filed Case	0	0.0	0	0.0	0	0.0	0	0.0	0	0.0
Juvenile Appeal Denied	2	0.9	0	0.0	0	0.0	0	0.0	0	0.0
Juvenile Appeal Sustained	0	0.0	0	0.0	0	0.0	0	0.0	0	0.0
Juvenile Appeal, New Sentence	0	0.0	0	0.0	0	0.0	0	0.0	0	0.0
Not Guilty, Reason of Insanity	1	0.5	0	0.0	0	0.0	0	0.0	0	0.0
Probation Revoked	1	0.5	1	0.3	3	1.5	14	4.2	4	1.5
Convicted - Plea	101	47.0	176	57.0	110	56.1	195	58.4	177	65.3
Convicted - Jury Trial	18	8.4	17	5.5	10	5.1	13	3.9	6	2.2
Convicted - Jury Waived Trial	6	2.8	9	2.9	4	2.0	6	1.8	2	0.7
Acquitted - Jury Trial	4	1.9	9	2.9	4	2.0	2	0.6	2	0.7
Acquitted - Jury Waived Trial	2	0.9	2	0.6	1	0.5	2	0.6	0	0.0
Mistrial	2	0.9	1	0.3	1	0.5	1	0.3	4	1.5
Other	11	5.1	11	3.6	5	2.6	11	3.3	14	5.2
<b>TOTAL</b>	<b>215</b>	<b>100.0</b>	<b>309</b>	<b>100.0</b>	<b>196</b>	<b>100.0</b>	<b>334</b>	<b>100.0</b>	<b>271</b>	<b>100.0</b>

**NOTES:**

- Includes the disposition of cases filed and refiled.
- Does not include "no bill" dispositions.
- Cases counted by defendant.
- Percentages may not total 100.0 due to rounding.
- Types of dispositions are defined at the end of this section.

SUPERIOR COURT - CRIMINAL DISPOSITIONS BY TYPE OF DISPOSITION

TABLE SC-29  
(con't.)

TYPE OF DISPOSITION	1983	1983	1984	1984	1985	1985	1986	1986	1987	1987
	# DIS- POSED	DISPO- SITIONS % OF	# DIS- POSED	DISPO- SITIONS % OF	# DIS- POSED	DISPO- SITIONS % OF	# DIS- POSED	DISPO- SITIONS % OF	# DIS- POSED	DISPO- SITIONS % OF
<b>WASHINGTON</b>										
District Court Bail Revised	0	0.0	0	0.0	0	0.0	0	0.0	2	0.5
District Court Bail Affirmed	0	0.0	0	0.0	0	0.0	1	0.5	0	0.0
Dismissed by Court	5	1.6	6	2.2	11	3.7	10	4.5	14	3.7
Dismissed by D.A. Rule 48(A)	96	30.1	54	19.8	76	25.4	53	24.0	89	23.7
Filed Case	3	0.9	10	3.7	2	0.7	1	0.5	2	0.5
Juvenile Appeal Denied	0	0.0	0	0.0	0	0.0	3	1.4	0	0.0
Juvenile Appeal Sustained	0	0.0	4	1.5	0	0.0	0	0.0	0	0.0
Juvenile Appeal, New Sentence	0	0.0	0	0.0	0	0.0	0	0.0	0	0.0
Not Guilty, Reason of Insanity	0	0.0	0	0.0	0	0.0	0	0.0	0	0.0
Probation Revoked	0	0.0	6	2.2	11	3.7	9	4.1	11	2.9
Convicted - Plea	177	55.5	143	52.4	156	52.2	111	50.2	184	49.1
Convicted - Jury Trial	8	2.5	15	5.5	7	2.3	12	5.4	27	7.2
Convicted - Jury Waived Trial	2	0.6	8	2.9	5	1.7	1	0.5	5	1.3
Acquitted - Jury Trial	10	3.1	4	1.5	10	3.3	8	3.5	8	2.1
Acquitted - Jury Waived Trial	0	0.0	1	0.4	1	0.3	1	0.5	0	0.0
Mistrial	1	0.3	2	0.7	2	0.7	0	0.0	1	0.3
Other	17	5.3	20	7.3	18	6.0	11	5.0	32	8.5
<b>TOTAL</b>	<b>319</b>	<b>100.0</b>	<b>273</b>	<b>100.0</b>	<b>299</b>	<b>100.0</b>	<b>221</b>	<b>100.0</b>	<b>375</b>	<b>100.0</b>

**YORK**

District Court Bail Revised	4	0.4	5	0.5	12	1.2	19	1.4	50	2.8
District Court Bail Affirmed	4	0.4	3	0.3	4	0.4	10	0.8	6	0.3
Dismissed by Court	12	1.1	8	0.8	5	0.5	11	0.8	21	1.2
Dismissed by D.A. Rule 48(A)	533	47.6	421	41.7	417	42.4	565	42.9	738	41.6
Filed Case	1	0.1	7	0.7	9	0.9	0	0.0	20	1.1
Juvenile Appeal Denied	0	0.0	0	0.0	0	0.0	0	0.0	0	0.0
Juvenile Appeal Sustained	0	0.0	0	0.0	0	0.0	0	0.0	0	0.0
Juvenile Appeal, New Sentence	0	0.0	0	0.0	0	0.0	0	0.0	0	0.0
Not Guilty, Reason of Insanity	1	0.1	1	0.1	0	0.0	0	0.0	1	0.1
Probation Revoked	10	0.9	20	2.0	12	1.2	13	1.0	26	1.5
Convicted - Plea	466	41.6	423	41.9	381	38.7	545	41.4	670	37.7
Convicted - Jury Trial	19	1.7	27	2.7	27	2.7	20	1.5	54	3.0
Convicted - Jury Waived Trial	8	0.7	14	1.4	10	1.0	8	0.6	14	0.8
Acquitted - Jury Trial	9	0.8	5	0.5	11	1.1	20	1.5	21	1.2
Acquitted - Jury Waived Trial	0	0.0	9	0.9	4	0.4	4	0.3	6	0.3
Mistrial	0	0.0	0	0.0	3	0.3	1	0.1	5	0.3
Other	53	4.7	66	6.5	89	9.0	100	7.6	144	8.1
<b>TOTAL</b>	<b>1,120</b>	<b>100.0</b>	<b>1,009</b>	<b>100.0</b>	<b>984</b>	<b>100.0</b>	<b>1,316</b>	<b>100.0</b>	<b>1,776</b>	<b>100.0</b>

NOTES:

- Includes the disposition of cases filed and refilled.
- Does not include "no bill" dispositions.
- Cases counted by defendant.
- Percentages may not total 100.0 due to rounding.
- Types of dispositions are defined at the end of this section.

**SUPERIOR COURT -- CRIMINAL JURY TRIALS**

TABLE SC-30

COUNTY	1980	1980	1981	1981	1982	1982	1983	1983	1984	1984	1985	1985	1986	1986	1987	1987
	No. of Trials	No. of Days	No. of Trials	No. of Days	No. of Trials	No. of Days	No. of Trials	No. of Days	No. of Trials	No. of Days	No. of Trials	No. of Days	No. of Trials	No. of Days	No. of Trials	No. of Days
Androscoggin	55	67.5	36	57.5	34	61.5	35	67.0	33	49.5	29	42.5	40	73.0	34	68.5
Aroostook	24	32.0	32	36.0	32	44.0	31	40.0	43	43.5	31	42.5	38	35.5	37	45.5
Cumberland	47	102.5	52	126.5	46	98.0	59	135.5	56	112.5	90	169.5	57	120.5	59	89.5
Franklin	20	25.5	21	32.0	22	30.5	15	22.0	19	32.5	26	34.0	16	21.5	16	22.0
Hancock	18	30.0	16	20.0	21	35.0	16	23.0	17	34.0	19	26.5	15	21.0	14	26.5
Kennebec	55	87.0	54	54.5	48	73.0	48	68.0	38	71.5	31	50.0	56	90.5	40	71.5
Knox	15	24.0	13	33.0	11	27.0	12	14.5	11	15.0	12	25.5	11	15.5	18	33.5
Lincoln	13	24.5	17	44.0	10	12.0	9	23.5	16	27.5	20	31.0	34	51.0	27	56.0
Oxford	19	22.0	21	23.0	24	30.0	29	38.5	21	52.5	25	34.0	24	38.0	18	24.5
Penobscot	57	87.0	66	101.0	79	124.0	62	93.0	59	94.5	59	70.5	68	122.5	74	94.5
Piscataquis	6	9.0	3	5.0	5	8.5	2	2.0	2	7.0	13	15.5	11	19.5	17	28.5
Sagadahoc	20	21.0	12	18.0	10	15.0	7	16.0	15	24.0	19	26.0	12	18.0	9	15.5
Somerset	39	49.0	35	54.5	20	34.5	23	32.5	16	30.5	32	41.5	22	36.0	28	35.5
Waldo	18	24.5	12	16.0	10	24.5	20	25.0	29	27.0	18	26.0	16	26.5	10	17.5
Washington	25	28.5	26	41.0	30	43.0	26	25.0	18	36.0	24	30.0	18	17.0	30	40.0
York	41	70.5	38	54.0	43	84.5	29	59.5	27	34.0	42	66.5	46	72.0	71	95.0
<b>TOTAL</b>	<b>472</b>	<b>704.5</b>	<b>454</b>	<b>716.0</b>	<b>445</b>	<b>745.0</b>	<b>423</b>	<b>685.0</b>	<b>420</b>	<b>691.5</b>	<b>490</b>	<b>731.5</b>	<b>484</b>	<b>778.0</b>	<b>502</b>	<b>764.0</b>

**NOTES:**

-Includes cases filed and refiled.

-Trials counted by defendant.

-Due to construction, Sagadahoc held no jury trials from June 1986 through September 1987; most cases were transferred to Lincoln for trial. Androscoggin held no jury trials from May through August 1987.

SUPERIOR COURT -- CRIMINAL JURY TRIALS BY TYPE OF CASE

TABLE SC-31

TYPE OF CASE	1982			1983			1984			1985			1986			1987		
	No. of Jury Trials	No. of Jury Trial Days	% of All Jury Trials	No. of Jury Trials	No. of Jury Trial Days	% of All Jury Trials	No. of Jury Trials	No. of Jury Trial Days	% of All Jury Trials	No. of Jury Trials	No. of Jury Trial Days	% of All Jury Trials	No. of Jury Trials	No. of Jury Trial Days	% of All Jury Trials	No. of Jury Trials	No. of Jury Trial Days	% of All Jury Trials
Transfer	174	208.0	39.1	187	222.5	44.2	198	218.5	47.1	231	245.0	47.1	221	242.0	45.7	242	274.0	48.2
Appeal	40	52.0	9.0	5	5.5	1.2	0	0.0	0.0	0	0.0	0.0	0	0.0	0.0	0	0.0	0.0
Boundover	22	42.5	4.9	12	26.0	2.8	12	31.0	2.9	17	29.0	3.5	17	33.0	3.5	20	48.0	4.0
Indictment	194	408.0	43.6	202	389.5	47.8	196	410.5	46.7	235	445.0	48.0	224	442.0	46.3	218	400.5	43.4
Information	6	14.5	1.3	4	9.0	0.9	7	10.0	1.7	0	0.0	0.0	1	3.0	0.2	5	10.0	1.0
Other	0	0.0	0.0	1	4.0	0.2	2	16.0	0.5	1	2.0	0.2	9	35.5	1.9	12	25.0	2.4
Refiling-New Trial	9	20.0	2.0	12	28.5	2.8	5	5.5	1.2	6	10.5	1.2	12	22.5	2.5	5	6.5	1.0
<b>STATE TOTAL</b>	<b>445</b>	<b>745.0</b>	<b>100.0</b>	<b>423</b>	<b>685.0</b>	<b>100.0</b>	<b>420</b>	<b>691.5</b>	<b>100.0</b>	<b>490</b>	<b>731.5</b>	<b>100.0</b>	<b>484</b>	<b>778.0</b>	<b>100.0</b>	<b>502</b>	<b>764.0</b>	<b>100.0</b>

NOTES:

-Includes cases filed and refiled.

-Trials counted by defendant.

-Percentages may not total 100.0 due to rounding.

-The boundovers are cases which were originally filed in the Superior Court as boundovers from the District Court, but which resulted in indictments in the Superior Court. (See Table SC-25).

-The decline in the number of appeals was due to the implementation of the "Single Trial Law". Effective January 1, 1982, this law provided that in Class D and E proceedings, the defendant may waive his right to jury trial and elect to be tried in the District Court, but that an appeal to the Superior Court following trial and conviction in the District Court may be only on questions of law. If the defendant demands a trial by jury, the case is then transferred to the Superior Court for trial. This new law resulted in an increased number of transfers and a reduced rate of appeal to the Superior Court.

SUPERIOR COURT -- CRIMINAL JURY WAIVED TRIALS

TABLE SC-32

1  
149  
1

COUNTY	1980	1980	1981	1981	1982	1982	1983	1983	1984	1984	1985	1985	1986	1986	1987	1987
	No. of Trials	No. of Days	No. of Trials	No. of Days	No. of Trials	No. of Days	No. of Trials	No. of Days	No. of Trials	No. of Days	No. of Trials	No. of Days	No. of Trials	No. of Days	No. of Trials	No. of Days
Androscoggin	9	5.5	5	3.5	9	5.0	8	5.5	1	0.5	7	5.5	6	6.5	5	3.5
Aroostook	6	8.5	9	5.5	10	6.5	5	2.5	9	5.5	11	6.5	11	6.0	4	2.5
Cumberland	32	26.5	20	19.5	12	15.0	13	15.0	16	16.5	24	22.0	21	13.5	13	9.5
Franklin	7	5.0	12	6.0	6	3.5	7	4.0	2	1.0	4	2.0	0	0.0	2	1.0
Hancock	8	10.5	1	0.5	0	0.0	6	3.0	2	3.5	5	8.5	7	7.5	0	0.0
Kennebec	23	16.5	15	10.0	13	8.5	12	9.5	16	13.0	11	11.5	10	12.5	4	4.0
Knox	14	7.5	8	5.5	6	4.0	6	6.0	6	4.0	3	1.5	8	10.5	11	6.0
Lincoln	9	4.5	10	5.0	3	2.5	0	0.0	6	4.0	14	10.5	14	9.5	8	11.0
Oxford	9	5.0	5	3.0	5	2.5	6	3.5	5	4.0	5	2.5	10	5.5	10	5.5
Penobscot	42	34.0	23	22.5	20	23.5	15	13.5	12	15.0	15	26.5	19	15.0	20	19.5
Piscataquis	0	0.0	2	1.0	0	0.0	2	1.0	0	0.0	2	1.0	2	1.0	9	6.0
Sagadahoc	10	7.0	9	5.0	5	5.0	13	8.5	16	9.0	19	10.0	4	4.0	2	1.0
Somerset	10	6.5	19	12.0	19	10.0	24	12.0	17	9.5	21	13.0	15	11.5	18	19.5
Waldo	5	4.0	4	4.5	3	2.5	8	6.5	6	3.0	4	2.0	6	5.5	1	0.5
Washington	5	11.0	3	1.5	7	3.5	1	0.5	7	3.5	5	3.0	2	1.0	0	0.0
York	7	5.5	11	6.5	9	9.0	7	8.0	21	26.0	12	7.0	10	7.0	17	10.0
<b>TOTAL</b>	<b>196</b>	<b>157.5</b>	<b>156</b>	<b>111.5</b>	<b>127</b>	<b>101.0</b>	<b>133</b>	<b>99.0</b>	<b>142</b>	<b>118.0</b>	<b>162</b>	<b>133.0</b>	<b>145</b>	<b>116.5</b>	<b>124</b>	<b>99.5</b>

NOTES:

-Includes cases filed and refiled.

-Trials counted by defendant.

-Due to construction, Sagadahoc held no trials from June 1986 through September 1987; most cases were transferred to Lincoln for trial.

SUPERIOR COURT -- AVERAGE TIME TO CRIMINAL JURY TRIAL

TABLE SC-33

COURT	INDICTMENTS						TRANSFERS					
	AVERAGE NUMBER OF DAYS FROM FIRST APPEARANCE TO JURY TRIAL						AVERAGE NUMBER OF DAYS FROM FILING TO JURY TRIAL					
	1982	1983	1984	1985	1986	1987	1982	1983	1984	1985	1986	1987
Androscoggin	239	321	168	211	202	144	145	237	118	168	166	274
Aroostook	198	226	148	203	159	158	224	143	190	104	182	181
Cumberland	172	189	184	209	195	183	146	199	174	157	159	180
Franklin	139	269	116	172	207	152	208	167	256	153	169	122
Hancock	336	131	380	377	192	153	336	404	214	287	153	143
Kennebec	126	208	201	224	228	235	141	181	178	246	267	283
Knox	96	326	122	292	118	169	327	346	98	206	206	188
Lincoln	246	257	292	194	181	102	271	191	366	261	364	220
Oxford	277	322	275	312	216	190	241	301	370	278	260	208
Penobscot	212	213	210	132	148	117	123	126	162	123	146	74
Piscataquis	214	-	214	492	427	186	140	206	-	178	159	238
Sagadahoc	152	235	158	286	223	88	145	153	227	164	228	112
Somerset	139	152	115	126	182	121	90	123	88	141	188	200
Waldo	188	401	159	241	384	255	145	154	156	181	214	197
Washington	293	181	271	339	293	260	294	183	160	238	239	264
York	118	217	200	238	233	197	256	129	90	154	183	124
<b>STATE TOTAL</b>	<b>203</b>	<b>223</b>	<b>200</b>	<b>228</b>	<b>204</b>	<b>171</b>	<b>181</b>	<b>196</b>	<b>187</b>	<b>176</b>	<b>211</b>	<b>175</b>

NOTES:

-Cases counted by defendant.

-Cases in which more than 15 days elapsed between the date of capias issuance and the first appearance date are not included. Also, any case in which more than 999 days has elapsed is recorded only as 999 days.

-The "indictments" category does not include indictments in cases originally filed in Superior Court as boundovers from District Court.



## INDICTMENTS

## TRANSFERS

AVERAGE NUMBER OF DAYS FROM  
FIRST APPEARANCE TO DISPOSITIONAVERAGE NUMBER OF DAYS FROM  
FILING TO DISPOSITION

COURT	INDICTMENTS						TRANSFERS					
	1982	1983	1984	1985	1986	1987	1982	1983	1984	1985	1986	1987
Androscoggin	196	200	142	195	164	149	217	191	167	179	171	217
Aroostook	146	147	93	95	102	134	161	135	113	107	156	126
Cumberland	136	159	124	155	145	142	151	171	138	168	193	134
Franklin	149	167	148	174	114	119	157	138	157	120	112	102
Hancock	169	129	219	255	208	109	223	202	239	222	137	234
Kennebec	133	136	99	103	125	177	122	248	133	155	137	189
Knox	119	175	123	152	191	141	116	195	108	151	193	168
Lincoln	149	109	217	155	219	194	152	201	324	227	254	245
Oxford	185	236	291	189	207	140	181	248	324	215	178	127
Penobscot	161	141	131	95	99	85	95	108	111	78	85	58
Piscataquis	231	204	176	228	148	171	218	152	207	206	106	118
Sagadahoc	178	191	173	115	159	115	135	194	215	127	144	95
Somerset	75	93	109	106	138	116	89	86	68	78	120	124
Waldo	143	173	174	175	195	169	94	147	154	136	164	162
Washington	255	178	159	184	207	199	234	139	121	171	153	177
York	108	162	197	148	209	165	239	169	122	128	140	128
<b>STATE TOTAL</b>	<b>149</b>	<b>159</b>	<b>147</b>	<b>154</b>	<b>156</b>	<b>142</b>	<b>151</b>	<b>167</b>	<b>148</b>	<b>146</b>	<b>156</b>	<b>137</b>

## NOTES:

-Cases counted by defendant.

-Cases in which more than 15 days elapsed between the date of capias issuance and the first appearance date are not included. Also, any case in which more than 999 days has elapsed is recorded only as 999 days.

-The "indictments" category does not include indictments in cases originally filed in Superior Court as boundovers from District Court.

**SUPERIOR COURT -- ACTUAL TIME TO CRIMINAL DISPOSITION**  
**1987**

TABLE SC-35

FILING OR FIRST APPEARANCE TO DISPOSITION\*

	# OF CASES 0-30 DAYS	# OF CASES 31-60 DAYS	# OF CASES 61-90 DAYS	# OF CASES 91-120 DAYS	# OF CASES 121 DAYS-UP
ANDROSCOGGIN: Indictments	19	34	41	55	153
Transfers	8	6	13	17	151
AROOSTOOK: Indictments	13	18	8	10	33
Transfers	14	36	17	13	49
CUMBERLAND: Indictments	64	52	68	113	363
Transfers	40	105	180	291	500
FRANKLIN: Indictments	10	15	8	22	24
Transfers	41	94	66	64	101
HANCOCK: Indictments	11	12	13	9	32
Transfers	15	24	20	3	39
KENNEBEC: Indictments	36	8	8	8	81
Transfers	23	22	18	9	180
KNOX: Indictments	5	6	9	6	30
Transfers	10	16	34	46	261
LINCOLN: Indictments	8	0	5	5	20
Transfers	13	8	1	7	198
OXFORD Indictments	9	3	15	15	56
Transfers	14	41	44	28	83
PENOBSCOT: Indictments	68	109	49	39	65
Transfers	177	101	55	38	40
PISCATAQUIS: Indictments	1	0	0	6	9
Transfers	11	16	8	27	21
SAGADAHOC: Indictments	11	16	2	2	12
Transfers	11	61	83	53	36
SOMERSET: Indictments	20	11	16	19	39
Transfers	75	151	126	113	271
WALDO Indictments	1	4	8	21	23
Transfers	5	23	35	11	72
WASHINGTON: Indictments	8	13	10	15	58
Transfers	5	17	11	10	109
YORK: Indictments	97	15	25	73	256
Transfers	26	134	239	88	408
STATE TOTAL: Indictments	381	316	285	418	1254
Transfers	488	855	950	818	2519

NOTES:

- Cases counted by defendant.
- Indictments measured from first appearance date.
- Transfers measured from filing date.
- Cases in which more than 15 days elapsed between the date of capias issuance and the first appearance date are not included. Also, any case in which more than 999 days has elapsed is recorded only as 999 days.
- The "indictments" category does not include indictments in cases originally filed in Superior Court as boundovers from District Court.

## CRIMINAL DEFINITIONS

### REFILING:

These are matters which have been previously disposed and which have been brought before the Superior Court for further action. For statistical purposes, such matters are limited to the following circumstances:

1. When a case remanded to the District Court returns to the Superior Court for further action.
2. When a case appealed to the Law Court returns to the Superior Court for further action.
3. When a mistrial occurs and a second trial is required; when a motion for a new trial is granted; or when a case, for any other reason, requires a trial after its original disposition.
4. When a probation revocation is filed.

### TYPE OF CASE:

1. Bail Review: Review and hearing of bail set in the District Court by a justice of the Superior Court.
2. Transfer: A criminal matter removed from the District Court to the Superior Court after the defendant has been arraigned and entered a plea of not guilty in the District Court.
3. Appeal: A criminal matter removed from the District Court to the Superior Court after judgment has been entered in the District Court.
4. Boundover: An action filed in the Superior Court after probable cause has been found in the District Court, even if an indictment is filed subsequently.
5. Indictment: An action brought to the Superior Court for determination after the Grand Jury has found that the prosecutor has sufficient evidence to bring the case to trial.
6. Information: An action brought to the Superior Court for trial after the defendant has waived his right to be indicted by the Grand Jury and allows the prosecutor to proceed on a complaint describing the alleged offense.
7. Juvenile Appeal: A juvenile case removed to the Superior Court for review after judgment has been entered in the juvenile court.
8. Other: An action which is not included in any of the above categories, (e.g., motions to suppress in a District Court case, reviews of indigency determination, post-conviction reviews).
9. Refiling-Probation Revocation: A petition to revoke probation.
10. Refiling-New Trial: A previously tried matter requiring retrial.

## TYPE OF DISPOSITION:

1. District Court Bail Revised: Bail set by the District Court is changed by a justice of the Superior Court.
2. District Court Bail Affirmed: Bail set by the District Court is maintained at the same level by a justice of the Superior Court.
3. Dismissed By Court: Dismissed by a justice of the Superior Court.
4. Dismissed by D.A. Rule 48(a): Dismissed by the District Attorney.
5. Filed Case: Upon consent of the defendant and District Attorney, the case is terminated without final judgment of guilt or innocence.
6. Juvenile Appeal Dispositions: A Superior Court justice affirms the order of adjudication of a juvenile crime and any other orders, or reverses the juvenile order and remands the matter for further proceedings.
7. Not Guilty, Reason Of Insanity: The judgment reflects a finding of insanity by either the court or a jury.
8. Probation Revoked: A justice finds that probation conditions have been violated and probation is revoked.
9. Convicted: There is a finding of guilty by either the court or a jury.
10. Acquitted: There is a finding of not guilty by either the court or a jury.
11. Mistrial: A justice rules that an erroneous or invalid trial has occurred.
12. Other: A disposition which is not included in any of the above categories (e.g., change of venue).

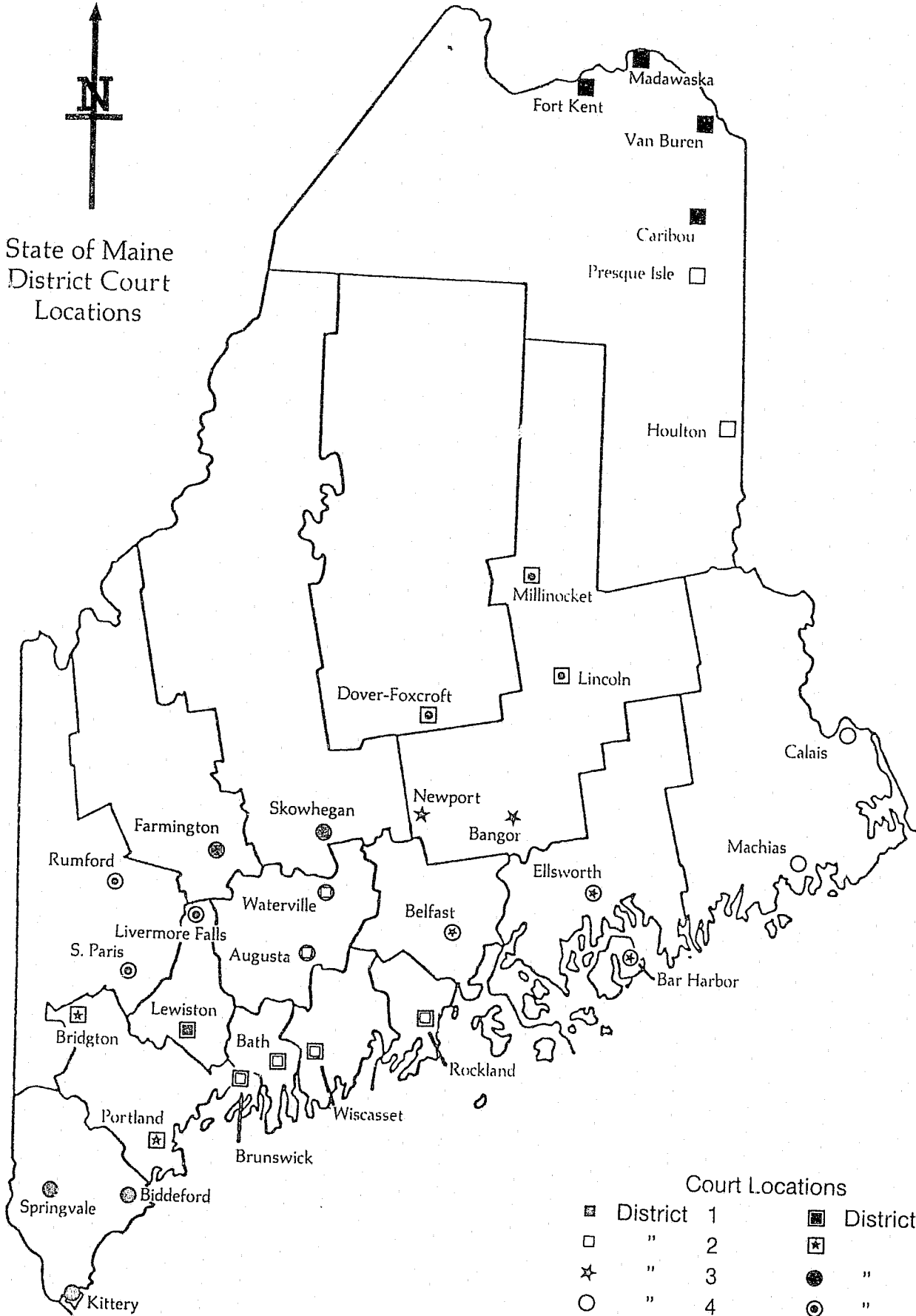
APPENDIX III

DISTRICT COURT

CASELOAD STATISTICS



State of Maine  
District Court  
Locations



Court Locations

■	District 1	■	District 8
□	" 2	★	9
★	" 3	●	" 10
○	" 4	⊙	" 11
⊕	" 5	⊗	" 12
⊕	" 6	⊕	" 13
⊙	" 7		

**MAINE DISTRICT COURT**

**JUDGES**

**Hon. Bernard M. Devine, Chief Judge** (resident judge, District 9)  
**Hon. Alan C. Pease, Deputy Chief Judge** (resident judge, District 6)

**DISTRICT 1:** (Caribou, Fort Kent, Madawaska, Van Buren)  
Hon. Ronald A. Daigle

**DISTRICT 2:** (Houlton, Presque Isle)  
Hon. Julian W. Turner

**DISTRICT 3:** (Bangor, Newport)  
Hon. Margaret J. Kravchuk  
Hon. David M. Cox

**DISTRICT 4:** (Calais, Machias)  
Hon. Douglas A. Clapp

**DISTRICT 5:** (Bar Harbor, Belfast, Ellsworth)  
Hon. Jane S. Bradley

**DISTRICT 6:** (Bath, Brunswick, Rockland, Wiscasset)  
Hon. Alan C. Pease (Deputy Chief Judge of the District Court)

**DISTRICT 7:** (Augusta, Waterville)  
Hon. Courtland D. Perry, II

**DISTRICT 8:** (Lewiston)  
Hon. L. Damon Scales

**DISTRICT 9:** (Bridgton, Portland)  
Hon. Bernard M. Devine (Chief Judge of the District Court)  
Hon. Robert W. Donovan

**DISTRICT 10:** (Biddeford, Kittery, Springvale)  
Hon. Andre G. Janelle

**DISTRICT 11:** (Livermore Falls, Rumford, South Paris)  
Hon. John L. Batherson (retired 9/15/87)  
Hon. John C. Sheldon (appointed 12/21/87)

**DISTRICT 12:** (Farmington, Skowhegan)  
Hon. John W. Benoit, Jr.

**DISTRICT 13:** (Dover-Foxcroft, Lincoln, Millinocket)  
Hon. Susan W. Calkins

**JUDGES-AT-LARGE**

Hon. Harriet P. Henry  
Hon. Ronald L. Kellam  
Hon. Ronald D. Russell  
Hon. Clifford F. O'Rourke  
Hon. Edward F. Gaulin  
Hon. John B. Beliveau  
Hon. Alexander A. MacNichol  
Hon. Kirk S. Studstrup  
Hon. Robert E. Crowley (appointed 11/10/87)

**ACTIVE-RETIRED JUDGES**

Hon. Roland J. Poulin  
Hon. Paul A. MacDonald  
Hon. Edwin R. Smith  
Hon. Arthur A. Nadeau, Jr.  
Hon. F. Davis Clark  
Hon. John L. Batherson (appointed 9/16/87)

**MAINE DISTRICT COURT**

**CLERKS**

	<b><u>Court Location</u></b>	<b><u>Court Location</u></b>	
<b>DISTRICT 1</b>		<b>DISTRICT 7</b>	
Norma A. Duheme	Caribou	Mary L. Godbout	Augusta
Linda A. Cyr	Fort Kent	(retired 12/31/87)	
Norma H. Gerard	Madawaska	Sharon Burns	
Carmen D. Cyr	Van Buren	(appointed 1/1/88)	
		Judy L. Case	Waterville
<b>DISTRICT 2</b>		<b>DISTRICT 8</b>	
Joan H. Burton	Houlton	Yvette L. Houle	Lewiston
(retired 1/2/87)			
Charlene Benn		<b>DISTRICT 9</b>	
(appointed 1/3/87)		Beverly J. MacKerron	Bridgton
Bonnie A. Clayton	Presque Isle	Susan E. MacDonald	Portland
(retired 12/31/87)			
Dianne Sharpe		<b>DISTRICT 10</b>	
(appointed 1/1/88)		Vivian H. Hickey	Biddeford
		Nellie E. Bridges	Kittery
<b>DISTRICT 3</b>		Alice A. Monroe	Springvale
Thelma A. Holmes	Bangor		
Jane C. Sawyer	Newport	<b>DISTRICT 11</b>	
		Dolores T. Richards	Liver. Falls
<b>DISTRICT 4</b>		Laura J. Nokes	Rumford
Elsie L. McGarrigle	Calais	Joan C. Millett	South Paris
Annie H. Hanscom	Machias		
		<b>DISTRICT 12</b>	
<b>DISTRICT 5</b>		Constance H. Small	Farmington
Dorothy L. Drake	Bar Harbor	Sandra F. Carroll	Skowhegan
Terri L. Curtis	Belfast		
Dorothy L. Drake	Ellsworth	<b>DISTRICT 13</b>	
		Margaret E. Poulin	Dover-Fox.
<b>DISTRICT 6</b>		Ann G. Dusenbery	Lincoln
Anita M. Alexander	Bath	Nancy L. Turmel	Millinocket
(name change)			
Ann G. Feeney	Brunswick		
(retired 12/31/87)			
Anita M. Alexander			
(appointed 1/1/88)			
Mary C. Ledger	Rockland		
Lucy A. Russell	Wiscasset		



DISTRICT COURT  
NARRATIVE SUMMARY OF CASELOAD STATISTICS

The District Court Statistical Reporting System was established in July 1978 to collect information concerning filings, dispositions and various caseload activities by type of case, although the reporting of gross filings and dispositions began in fiscal year 1975. Beginning in 1982, only those statistics relating to filings, dispositions and waivers have been collected. Monthly statistical forms are manually completed by each District Court clerk and submitted to the Administrative Office of the Courts for manual compilation and analysis on a quarterly and annual basis. Some discrepancies have arisen during the past several years, primarily due to the enormous volume of cases being manually tallied. While the statistics may be less than 100% accurate, they do nevertheless indicate gross trends since 1980.

It should be noted that much judge and clerk activity occurs after judgment is entered and the case is reported as disposed which is not reflected in these figures. For instance, many divorce cases may require the processing and hearing of numerous motions which are not reported in the caseload statistics. Similarly, when judgment is entered in a small claims case, a disclosure (money judgment) is often filed, requiring a separate filing fee and considerable judge and clerk time. Since the disclosure is filed under the original small claims case docket number, it is never included as a distinct case in the caseload statistics. Consequently, actual judge and clerk workload is considerably higher than may be indicated simply from the statistical figures. As District Court operations become computerized in the next year, the collection of more detailed caseload statistics will be facilitated.

The following tables present statistics relating to District Court filings and dispositions for eleven case type categories, waivers and electronic recordings. Footnotes and case type definitions for these tables appear at the end of this section.

Two tables may need clarification. Table DC-3 (Filings, Excluding "Civil Violations and Traffic Infractions") was prepared because civil violations and traffic infractions constitute such a significant portion of the District Court's caseload and generally require less than average judge-time and clerk time than other types of cases. The "waivers" detailed in Table DC-7 are disposed cases in which the defendant waives court appearance in favor of paying a fine. The bulk of these waivers are for civil violations and traffic infraction cases, but some sea and shore, and fish and game waivers are also included.

Statistical Analysis

During 1987, there were more cases filed in the District Court than in any previous year. The 293,896 filings amounted to a 9.5% increase over 1986 levels. The courts located at Bath, Bridgton, Dover-Foxcroft, Newport and Lincoln experienced increases greater than 20%.

The case type entitled "civil violations and traffic infractions" accounts for the largest single type of case handled by the District Court. In 1987, there were 138,382 such filings, a 12% increase over 1986 and the highest level ever reported. Also, the number of waivers reached an all-time high of 122,784.

## DISTRICT COURT--TOTAL FILINGS

TABLE DC-1

	1980	1981	1982	1983	1984	1985	1986	1987	% CHG. '86-'87
DISTRICT 1: Caribou	3,683	3,459	3,577	2,809	2,528	2,626	3,060	3,183	4.0
Fort Kent	1,394	1,618	1,234	1,237	957	1,116	941	932	-1.0
Madawaska	1,819	1,458	1,312	1,295	1,070	1,435	1,490	1,531	2.8
Van Buren (a)	375	499	345	301	280	270	390	263	-32.6
Sub Total	7,271	7,034	6,468	5,642	4,835	5,447	5,881	5,909	.5
DISTRICT 2: Houlton	5,125	5,863	4,630	3,795	3,183	3,270	3,639	4,018	10.4
Presque Isle	5,487	5,151	4,591	4,603	4,444	4,138	4,600	5,261	14.4
Sub Total	10,612	11,014	9,221	8,398	7,627	7,408	8,239	9,279	12.6
DISTRICT 3: Bangor	16,172	15,920	16,123	15,071	15,408	17,896	21,017	22,360	6.4
Newport	4,998	3,931	3,497	3,988	4,030	4,183	4,655	6,254	34.4
Sub Total	21,170	19,851	19,620	19,059	19,438	22,079	25,672	28,614	11.5
DISTRICT 4: Calais	2,858	2,690	2,600	3,182	2,905	2,995	3,002	3,113	3.7
Machias	2,506	2,182	2,683	2,742	2,389	2,464	3,218	3,026	-6.0
Sub Total	5,364	4,872	5,283	5,924	5,294	5,459	6,220	6,139	-1.3
DISTRICT 5: Bar Harbor	1,437	1,486	1,442	1,186	1,245	1,587	1,832	1,794	-2.1
Belfast (d)	4,379	4,421	4,244	3,766	3,229	3,916	4,547	5,366	18.0
Ellsworth	5,486	5,668	6,458	6,251	5,620	5,876	6,039	6,722	11.3
Sub Total	11,302	11,575	12,144	11,203	10,094	11,379	12,418	13,882	11.8
DISTRICT 6: Bath	6,882	6,548	5,480	6,254	4,734	4,825	4,725	5,696	20.6
Brunswick	9,885	9,190	8,578	9,028	7,343	7,337	7,348	8,572	16.7
Rockland	5,575	5,474	5,972	5,311	6,252	6,341	6,131	6,699	9.3
Wiscasset	4,609	4,718	4,753	4,536	3,897	4,938	4,428	5,048	14.0
Sub Total	26,951	25,930	24,783	25,129	22,226	23,441	22,632	26,015	14.9
DISTRICT 7: Augusta	16,586	15,336	14,387	13,345	13,454	17,285	18,460	20,330	10.1
Waterville	6,810	7,083	7,363	8,398	8,237	10,919	11,048	11,148	.9
Sub Total	23,396	22,419	21,750	21,743	21,691	28,204	29,508	31,478	6.7
DISTRICT 8: Lewiston	17,819	17,320	16,850	17,834	17,875	22,961	20,968	23,928	14.1
Sub Total	17,819	17,320	16,850	17,834	17,875	22,961	20,968	23,928	14.1
DISTRICT 9: Bridgton	3,488	2,996	2,871	3,155	2,988	2,579	3,339	4,719	41.3
Portland	37,811	40,290	37,361	44,344	41,057	45,141	56,110	58,257	3.8
Sub Total	41,299	43,286	40,232	47,499	44,045	47,720	59,449	62,976	5.9
DISTRICT 10: Biddeford	17,851	17,653	14,625	16,631	18,115	21,415	22,360	25,927	16.0
Kittery	9,841	9,314	9,191	11,803	13,178	14,918	14,122	14,753	4.5
Springvale	7,150	6,658	6,162	7,675	7,245	8,059	8,980	9,391	4.6
Sub Total	34,842	33,625	29,978	36,109	38,538	44,392	45,462	50,071	10.1
DISTRICT 11: Livermore Falls	1,473	1,600	1,638	1,536	1,577	1,518	1,701	2,036	19.7
Rumford	3,805	3,760	3,591	3,258	2,743	3,075	3,467	4,114	18.7
South Paris	2,858	2,800	2,983	3,189	2,793	3,513	4,040	4,453	10.2
Sub Total	8,136	8,160	8,212	7,983	7,113	8,106	9,208	10,603	15.1
DISTRICT 12: Farmington	4,031	5,107	4,891	4,440	4,632	4,744	4,290	4,528	5.5
Skowhegan	8,794	9,248	7,738	8,304	8,669	8,676	9,176	9,424	2.7
Sub Total	12,825	14,355	12,629	12,744	13,301	13,420	13,466	13,952	3.6
DISTRICT 13: Dover-Foxcroft	2,998	2,856	3,019	3,061	3,048	3,318	3,463	4,224	22.0
Lincoln	4,027	3,361	3,274	3,168	3,227	3,061	3,085	3,710	20.3
Millinocket	3,145	2,865	2,008	2,424	2,365	2,474	2,684	3,116	16.1
Sub Total	10,170	9,082	8,301	8,653	8,640	8,853	9,232	11,050	19.7
<b>TOTAL</b>	<b>231,157</b>	<b>228,523</b>	<b>215,471</b>	<b>227,920</b>	<b>220,717</b>	<b>248,869</b>	<b>268,355</b>	<b>293,896</b>	<b>9.5</b>

Footnotes appear at the end of this section.

DISTRICT COURT--TOTAL FILINGS IN THE  
TEN LARGEST COURT LOCATIONS: 1980 - 1987

TABLE DC-2

	1980	1981	1982	1983	1984	1985	1986	1987
Portland	37,811	40,290	37,361	44,344	41,057	45,141	56,110	58,257
Biddeford	17,851	17,653	14,625	16,631	18,115	21,415	22,360	25,927
Lewiston	17,819	17,320	16,850	17,834	17,875	22,961	20,968	23,928
Bangor	16,172	15,920	16,123	15,071	15,408	17,896	21,017	22,360
Augusta	16,586	15,336	14,387	13,345	13,454	17,285	18,460	20,330
Kittery	9,841	9,314	9,191	11,803	13,178	14,918	14,122	14,753
Waterville	6,810	7,083	7,363	8,398	8,237	10,919	11,048	11,148
Skowhegan	8,794	9,248	7,738	8,304	8,669	8,676	9,176	9,424
Springvale	7,150	6,658	6,162	7,675	7,245	8,059	8,980	9,391
Brunswick	9,885	9,190	8,578	9,028	7,343	7,337	7,348	8,572
<b>TOTAL</b>	<b>148,719</b>	<b>148,012</b>	<b>138,378</b>	<b>152,433</b>	<b>150,581</b>	<b>174,607</b>	<b>189,589</b>	<b>204,090</b>
 % of Total District Court Filings	 64.3	 64.8	 64.2	 66.9	 68.2	 70.2	 70.6	 69.4

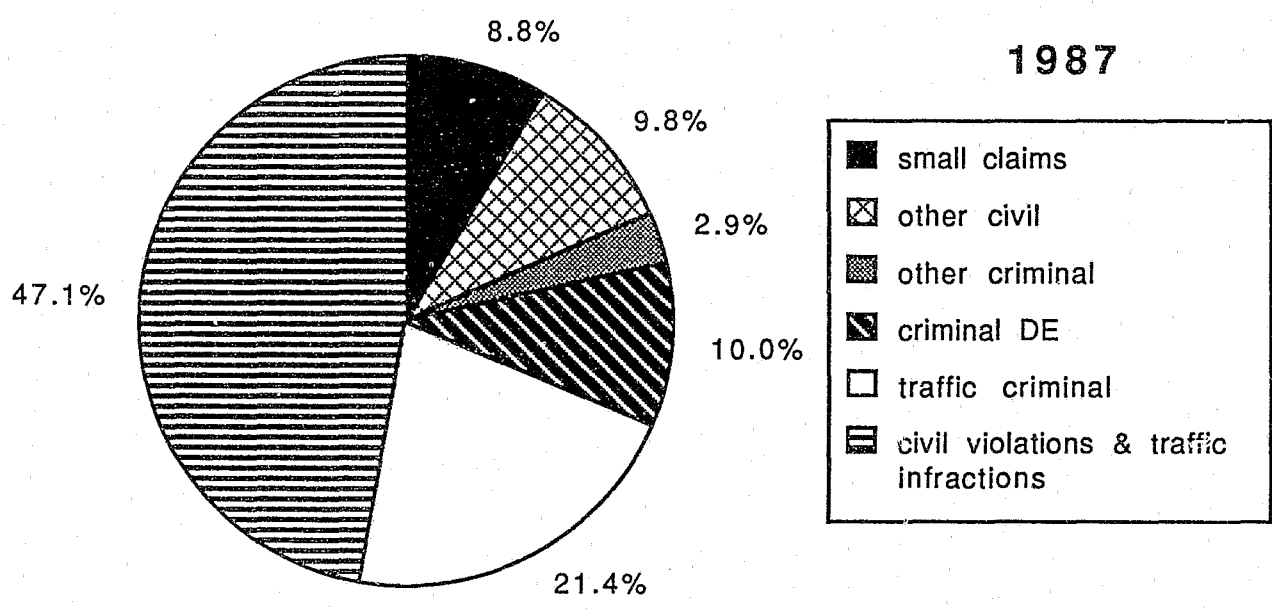
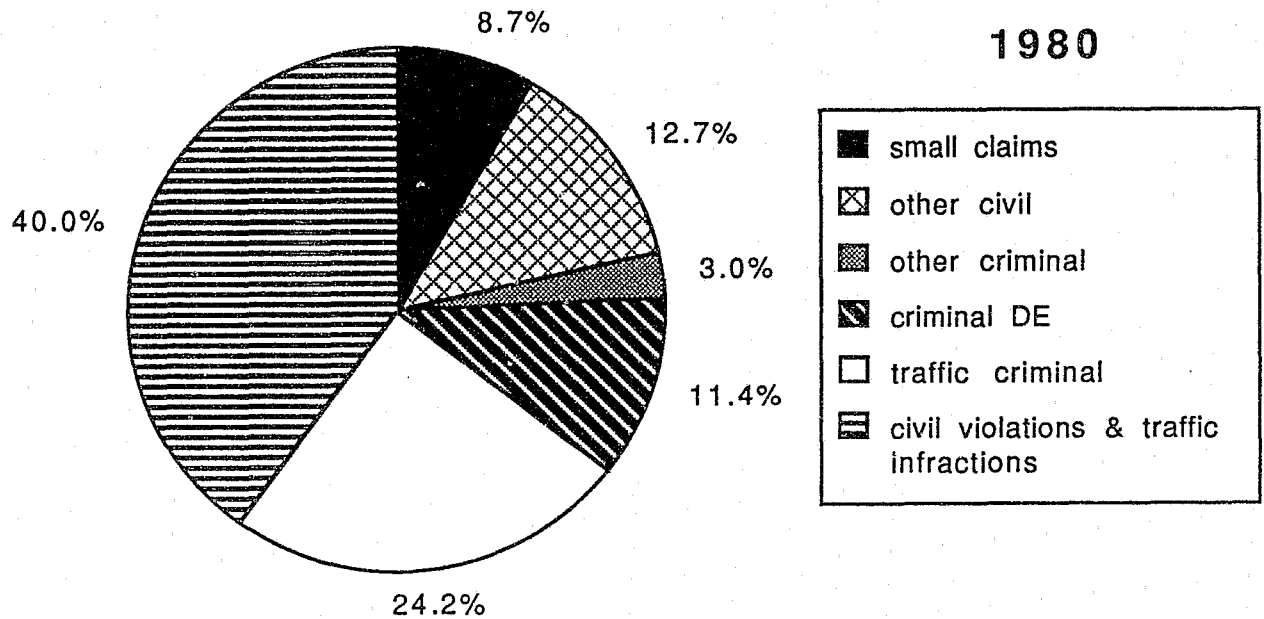
DISTRICT COURT FILINGS--EXCLUDING "CIVIL VIOLATIONS AND TRAFFIC INFRACTIONS"

TABLE DC-3

	1980	1981	1982	1983	1984	1985	1986	1987	% CHG. '86-'87
DISTRICT 1: Caribou	2,576	2,487	2,376	1,825	1,641	1,797	2,040	2,174	6.6
Fort Kent	935	935	671	646	447	496	508	461	-9.3
Madawaska	1,301	969	859	974	792	968	965	1,044	8.2
Van Buren (a)	230	267	210	157	152	142	218	158	-27.5
Sub Total	5,042	4,658	4,116	3,602	3,032	3,403	3,731	3,837	2.8
DISTRICT 2: Houlton	3,133	3,702	3,198	2,516	2,108	2,097	2,231	2,509	12.5
Presque Isle	3,862	3,706	3,374	3,294	3,143	3,108	3,128	3,361	7.4
Sub Total	6,995	7,408	6,572	5,810	5,251	5,205	5,359	5,870	9.5
DISTRICT 3: Bangor	10,785	10,431	10,436	10,038	9,823	10,384	10,496	10,978	4.6
Newport	2,091	1,902	1,659	1,814	1,788	1,799	1,949	2,339	20.0
Sub Total	12,876	12,333	12,095	11,852	11,611	12,183	12,445	13,317	7.0
DISTRICT 4: Calais	1,985	2,035	2,002	2,080	2,001	2,030	2,097	2,196	4.7
Machias	1,733	1,656	2,078	2,041	1,878	2,040	2,551	1,880	-26.3
Sub Total	3,718	3,691	4,080	4,121	3,879	4,070	4,648	4,076	-12.3
DISTRICT 5: Bar Harbor	922	914	839	762	863	928	1,052	1,157	10.0
Belfast (d)	3,159	3,067	2,937	2,700	2,388	2,847	2,993	3,027	1.1
Ellsworth	3,654	3,677	3,959	3,784	3,471	3,837	3,701	3,957	6.9
Sub Total	7,735	7,658	7,735	7,246	6,722	7,612	7,746	8,141	5.1
DISTRICT 6: Bath	3,635	3,592	3,282	3,095	2,549	2,616	2,753	3,173	15.3
Brunswick	4,350	4,644	4,020	4,093	3,231	3,279	3,301	3,635	10.1
Rockland	4,286	4,078	4,325	4,031	4,486	4,378	4,416	4,487	1.6
Wiscasset	2,829	2,973	3,034	2,761	2,432	2,687	2,455	2,785	13.4
Sub Total	15,100	15,287	14,661	13,980	12,698	12,960	12,925	14,080	8.9
DISTRICT 7: Augusta	8,528	9,563	7,728	7,752	7,365	8,256	9,448	9,045	-4.3
Waterville	4,759	5,180	5,363	5,471	5,387	5,962	5,733	5,980	4.3
Sub Total	13,287	14,743	13,091	13,223	12,752	14,218	15,181	15,025	-1.0
DISTRICT 8: Lewiston	11,333	12,081	11,260	10,267	9,290	11,009	10,509	12,433	18.3
Sub Total	11,333	12,081	11,260	10,267	9,290	11,009	10,509	12,433	18.3
DISTRICT 9: Bridgton	1,737	1,692	1,951	1,972	1,837	1,720	2,292	2,553	11.4
Portland	21,867	24,130	21,673	23,526	21,551	23,315	25,119	28,042	11.6
Sub Total	23,604	25,822	23,624	25,498	23,388	25,035	27,411	30,595	11.6
DISTRICT 10: Biddeford	9,027	9,058	8,796	8,986	9,419	11,233	10,892	12,541	15.1
Kittery	5,703	5,927	5,986	7,310	7,391	8,125	7,275	6,922	-4.9
Springvale	4,408	4,405	4,196	4,710	4,663	5,691	6,162	5,819	-5.6
Sub Total	19,138	19,390	18,978	21,006	21,473	25,049	24,329	25,282	3.9
DISTRICT 11: Livermore Falls	868	1,188	1,052	920	837	929	1,109	1,263	13.9
Rumford	3,042	2,568	2,636	2,261	2,031	2,340	2,571	2,929	13.9
South Paris	2,208	2,334	2,468	2,646	2,108	2,810	3,102	3,493	12.6
Sub Total	6,118	6,390	6,156	5,827	4,976	6,079	6,782	7,685	13.3
DISTRICT 12: Farmington	2,717	3,019	3,077	2,794	2,919	3,047	2,908	3,016	3.7
Skowhegan	5,267	5,718	5,137	5,588	5,448	5,638	6,192	6,429	3.8
Sub Total	7,984	8,737	8,214	8,382	8,367	8,685	9,100	9,445	3.8
DISTRICT 13: Dover-Foxcroft	2,325	2,315	2,265	2,112	2,013	2,131	2,176	2,491	14.5
Lincoln	1,529	1,352	1,470	1,283	1,291	1,215	1,316	1,637	24.4
Millinocket	2,021	1,901	1,371	1,561	1,559	1,533	1,345	1,600	19.0
Sub Total	5,875	5,568	5,106	4,956	4,863	4,879	4,837	5,728	18.4
<b>STATE TOTAL</b>	<b>138,805</b>	<b>143,766</b>	<b>135,688</b>	<b>135,770</b>	<b>128,302</b>	<b>140,387</b>	<b>145,003</b>	<b>155,514</b>	<b>7.2</b>

Footnotes appear at the end of this section.

**COMPOSITION OF DISTRICT COURT CASELOAD  
1980 and 1987**



**NOTES:**

"Other Civil" includes regular civil, money judgments, divorce, family abuse and mental health cases.

"Other Criminal" includes juvenile and criminal A-B-C cases.

## DISTRICT COURT CASELOAD BY TYPE OF CASE

TABLE DC-5

STATE TOTAL	FILINGS								% CHG. '86-'87
	1980	1981	1982	1983	1984	1985	1986	1987	
-Civil	14,013	14,542	13,324	12,481	12,263	12,100	12,013	13,567	12.9
-Family Abuse (b)	0	0	1,574	2,107	2,556	2,751	3,223	3,566	10.6
-Money Judgments	6,821	5,530	4,705	4,463	3,883	3,801	3,758	3,519	-6.4
-Small Claims	20,132	21,063	22,174	24,051	22,718	24,880	26,981	25,734	-4.6
-Divorce	7,591	7,742	6,992	7,001	7,511	7,370	6,988	7,310	4.6
-Mental Health	899	682	811	720	1,054	1,072	1,070	1,016	-5.0
Sub Total	49,456	49,559	49,580	50,823	49,985	51,974	54,033	54,712	1.3
-Juvenile	3,961	3,864	3,405	3,240	3,065	3,896	3,840	4,224	10.0
-Criminal A,B,C	3,035	2,962	3,338	3,399	3,556	3,960	4,117	4,263	3.5
-Criminal D,E	26,279	26,521	27,287	27,017	27,418	32,998	34,096	29,439	-13.7
-Traffic Criminal	56,074	60,860	52,078	51,291	44,278	47,559	48,917	62,876	28.5
Sub Total	89,349	94,207	86,108	84,947	78,317	88,413	90,970	100,785	10.8
-Civ.Viol./Traf.Inf	92,352	84,757	79,783	92,150	92,415	108,482	123,352	138,382	12.2
<b>FILINGS</b>	<b>231,157</b>	<b>228,523</b>	<b>215,471</b>	<b>227,920</b>	<b>220,717</b>	<b>248,889</b>	<b>268,355</b>	<b>293,896</b>	<b>9.5</b>
DISPOSITIONS									
STATE TOTAL	1980	1981	1982	1983	1984	1985	1986	1987	0.1
-Civil	12,457	15,063	14,034	12,781	12,829	11,997	11,940	12,461	4.4
-Family Abuse (b)	0	0	1,422	1,954	2,064	2,274	2,819	3,202	13.6
-Money Judgments	6,570	5,675	4,559	4,349	3,576	3,085	4,143	4,298	3.7
-Small Claims	17,509	18,713	20,742	23,093	20,977	22,616	24,050	24,076	0.1
-Divorce	7,526	8,454	6,751	6,990	6,840	7,243	6,661	7,238	8.7
-Mental Health	897	737	760	722	990	1,030	1,106	948	-14.3
Sub Total	44,959	48,642	48,268	49,889	47,276	48,245	50,719	52,223	3.0
-Juvenile	3,939	3,795	3,148	3,325	2,920	3,276	3,392	3,379	-0.4
-Criminal A,B,C	2,543	2,871	3,120	3,137	3,113	3,612	3,593	3,866	7.6
-Criminal D,E	25,027	26,368	27,646	26,915	24,664	28,128	29,506	25,692	-12.9
-Traffic Criminal	49,485	58,420	52,827	51,813	44,071	45,979	47,186	57,647	22.2
Sub Total	80,994	91,454	86,741	85,190	74,768	80,995	83,677	90,584	8.3
-Civ.Viol./Traf.Inf	96,308	85,996	80,261	89,417	91,173	106,395	122,429	134,713	10.0
<b>DISPOSITIONS</b>	<b>222,261</b>	<b>226,092</b>	<b>215,270</b>	<b>224,496</b>	<b>213,217</b>	<b>235,635</b>	<b>256,825</b>	<b>277,520</b>	<b>8.1</b>

## NOTES:

- In late September 1987, a law became effective establishing a new "Protection from Harassment" type of case. During the October through December period, a total of 429 protection from harassment cases were filed and 288 disposed. They are included in the "civil" category.

- Footnotes and case type definitions appear at the end of this section.

TABLE DC-5  
(con't.)

DISTRICT 1	FILINGS								DISPOSITIONS							
	1980	1981	1982	1983	1984	1985	1986	1987	1980	1981	1982	1983	1984	1985	1986	1987
<b>CARIBOU</b>																
-Civil	300	279	290	228	233	260	223	304	296	284	320	275	253	277	228	253
-Family Abuse (b)	0	0	26	36	31	54	39	60	0	0	20	26	27	50	59	56
-Money Judgments	194	141	132	120	115	148	105	114	194	142	139	123	103	137	86	114
-Small Claims	640	472	463	366	366	404	643	546	552	495	479	398	342	380	618	539
-Divorce	198	195	196	199	199	165	190	187	193	197	204	199	193	157	184	187
-Mental Health	0	0	0	2	0	0	0	0	0	0	0	0	0	0	0	0
Sub Total	1,332	1,087	1,107	951	944	1,031	1,200	1,211	1,235	1,118	1,162	1,021	918	1,001	1,175	1,149
-Juvenile	66	60	70	58	54	60	59	53	73	85	63	62	57	52	56	50
-Criminal A,B,C	70	41	26	28	26	32	52	38	58	50	32	28	29	29	46	36
-Criminal D,E	374	388	304	200	183	178	225	350	377	371	300	213	181	179	234	329
-Traffic Criminal	734	911	869	588	434	496	504	522	768	932	867	569	398	485	531	523
Sub Total	1,244	1,400	1,269	874	697	766	840	963	1,276	1,438	1,262	872	665	745	867	938
-Civ. Viol./Traf. Infr.	1,107	972	1,201	984	887	829	1,020	1,009	1,117	983	1,185	915	833	800	967	989
<b>TOTAL</b>	<b>3,683</b>	<b>3,459</b>	<b>3,577</b>	<b>2,809</b>	<b>2,528</b>	<b>2,626</b>	<b>3,060</b>	<b>3,183</b>	<b>3,628</b>	<b>3,539</b>	<b>3,609</b>	<b>2,808</b>	<b>2,416</b>	<b>2,546</b>	<b>3,009</b>	<b>3,076</b>
<b>FORT KENT</b>																
-Juvenile	13	8	13	10	6	20	15	18	12	1	12	12	3	13	17	18
-Criminal A,B,C	13	11	19	14	7	9	15	7	10	11	18	12	4	9	11	8
-Criminal D,E	448	387	337	253	170	160	182	174	450	390	312	250	170	144	183	167
-Traffic Criminal	461	529	302	369	264	307	296	262	467	494	300	354	257	308	292	261
Sub Total	935	935	671	646	447	496	508	461	939	896	642	628	434	474	503	454
-Civ. Viol./Traf. Infr.	459	683	563	591	510	620	433	471	453	602	544	575	486	629	413	469
<b>TOTAL</b>	<b>1,394</b>	<b>1,618</b>	<b>1,234</b>	<b>1,237</b>	<b>957</b>	<b>1,116</b>	<b>941</b>	<b>932</b>	<b>1,392</b>	<b>1,588</b>	<b>1,186</b>	<b>1,203</b>	<b>920</b>	<b>1,103</b>	<b>916</b>	<b>923</b>

- 164 -

TABLE DC-5  
(con't.)

DISTRICT 1 (continued)	FILINGS								DISPOSITIONS							
	1980	1981	1982	1983	1984	1985	1986	1987	1980	1981	1982	1983	1984	1985	1986	1987
<b>MADAWASKA</b>																
-Civil	217	181	173	149	128	123	166	226	96	129	114	176	149	142	165	176
-Family Abuse (b)	0	0	0	3	4	13	22	20	0	0	0	3	4	14	23	19
-Money Judgments	135	134	91	76	46	62	50	66	174	119	97	73	86	71	89	75
-Small Claims	454	289	272	306	310	439	419	335	583	228	254	239	201	349	342	292
-Divorce	53	55	58	51	53	79	57	75	42	71	61	64	77	85	52	73
-Mental Health	0	0	0	0	0	0	0	0	0	0	0	0	0	0	0	0
Sub Total	859	659	594	585	541	716	714	722	895	547	526	555	517	661	671	635
-Juvenile	12	7	23	26	27	22	26	22	12	7	28	25	25	25	26	24
-Criminal A,B,C	7	11	11	13	12	11	4	5	7	11	11	11	12	11	4	5
-Criminal D,E	275	185	111	140	88	100	144	215	273	181	111	131	92	100	144	215
-Traffic Criminal	148	107	120	210	124	119	77	80	153	108	120	202	129	119	77	80
Sub Total	442	310	265	389	251	252	251	322	445	307	270	369	258	255	251	324
-Civ.Viol./Traf.Infr.	518	489	453	321	278	467	525	487	516	487	452	318	286	467	525	487
<b>TOTAL</b>	<b>1,819</b>	<b>1,458</b>	<b>1,312</b>	<b>1,295</b>	<b>1,070</b>	<b>1,435</b>	<b>1,490</b>	<b>1,531</b>	<b>1,856</b>	<b>1,341</b>	<b>1,248</b>	<b>1,242</b>	<b>1,061</b>	<b>1,383</b>	<b>1,447</b>	<b>1,446</b>
<b>VAN BUREN (a)</b>																
-Juvenile	7	4	12	11	7	2	3	18	7	4	12	11	5	1	1	6
-Criminal A,B,C	19	31	24	51	49	39	58	30	16	31	40	46	31	30	49	20
-Criminal D,E	111	124	78	47	66	59	98	68	88	124	68	54	46	51	83	53
-Traffic Criminal	93	108	96	48	30	42	59	42	73	107	98	58	29	37	54	31
Sub Total	230	267	210	157	152	142	218	158	184	266	218	169	111	119	187	110
-Civ.Viol./Traf.Infr.	145	232	135	144	128	128	172	105	140	230	132	165	114	123	172	117
<b>TOTAL</b>	<b>375</b>	<b>499</b>	<b>345</b>	<b>301</b>	<b>280</b>	<b>270</b>	<b>390</b>	<b>263</b>	<b>324</b>	<b>496</b>	<b>350</b>	<b>334</b>	<b>225</b>	<b>242</b>	<b>359</b>	<b>227</b>

- 165 -

Footnotes and case type definitions appear at the end of this section.



TABLE DC-5  
(con't.)

DISTRICT 2

	FILINGS								DISPOSITIONS							
	1980	1981	1982	1983	1984	1985	1986	1987	1980	1981	1982	1983	1984	1985	1986	1987
<b>HOULTON (c)</b>																
-Civil	364	319	336	307	274	219	196	247	243	334	333	267	249	245	240	223
-Family Abuse (b)	0	0	11	25	17	42	45	42	0	0	2	14	9	19	28	38
-Money Judgments	221	190	150	173	134	126	73	90	144	135	93	102	95	90	62	58
-Small Claims	724	453	416	403	422	519	482	379	668	403	344	377	389	462	460	346
-Divorce	111	103	103	95	95	103	107	121	101	91	98	101	87	93	89	87
-Mental Health	0	0	0	0	0	0	0	0	0	0	0	0	0	0	0	0
Sub Total	1,420	1,065	1,016	1,003	942	1,009	903	879	1,156	963	870	861	829	909	879	752
-Juvenile	74	119	84	58	32	41	62	43	51	92	90	41	33	33	55	40
-Criminal A,B,C	56	84	66	48	54	52	47	43	52	76	55	48	44	55	44	31
-Criminal D,E	492	908	531	443	501	404	359	371	458	876	415	455	460	433	340	344
-Traffic Criminal	1,091	1,526	1,501	964	579	591	860	1,173	1,039	1,520	1,476	1,134	599	566	851	1,119
Sub Total	1,713	2,637	2,182	1,513	1,166	1,088	1,328	1,630	1,600	2,564	2,036	1,678	1,136	1,087	1,290	1,534
-Civ.Viol./Traf.Infr.	1,992	2,161	1,432	1,279	1,075	1,173	1,408	1,509	1,988	2,090	1,474	1,329	1,093	1,207	1,307	1,498
<b>TOTAL</b>	<b>5,125</b>	<b>5,863</b>	<b>4,630</b>	<b>3,795</b>	<b>3,183</b>	<b>3,270</b>	<b>3,639</b>	<b>4,018</b>	<b>4,744</b>	<b>5,617</b>	<b>4,380</b>	<b>3,868</b>	<b>3,058</b>	<b>3,203</b>	<b>3,476</b>	<b>3,784</b>

PRESQUE ISLE

-Civil	692	762	753	646	594	486	473	632	533	580	718	660	628	551	458	444
-Family Abuse (b)	0	0	25	24	39	37	57	69	0	0	22	24	32	38	57	58
-Money Judgments	396	410	358	370	293	286	212	214	396	401	351	371	289	282	182	205
-Small Claims	333	338	333	404	494	455	659	705	335	341	258	321	398	403	535	606
-Divorce	160	177	148	157	172	152	167	135	122	170	131	164	130	137	134	129
-Mental Health	0	0	0	0	0	0	0	0	0	0	0	0	0	0	0	0
Sub Total	1,581	1,687	1,617	1,601	1,592	1,416	1,568	1,755	1,386	1,492	1,480	1,540	1,477	1,411	1,366	1,442
-Juvenile	97	82	70	58	11	54	59	80	72	73	62	57	37	33	41	60
-Criminal A,B,C	11	35	60	70	64	91	75	86	26	50	59	64	55	58	64	74
-Criminal D,E	804	676	616	605	512	462	509	539	710	636	622	586	525	442	461	498
-Traffic Criminal	1,369	1,226	1,011	960	964	1,085	917	901	1,340	1,186	965	974	859	971	841	833
Sub Total	2,281	2,019	1,757	1,693	1,551	1,692	1,560	1,606	2,148	1,945	1,708	1,681	1,476	1,504	1,407	1,465
-Civ.Viol./Traf.Infr.	1,625	1,445	1,217	1,309	1,301	1,030	1,472	1,900	1,641	1,480	1,222	1,336	1,314	1,009	1,483	1,857
<b>TOTAL</b>	<b>5,487</b>	<b>5,151</b>	<b>4,591</b>	<b>4,603</b>	<b>4,444</b>	<b>4,138</b>	<b>4,600</b>	<b>5,261</b>	<b>5,175</b>	<b>4,917</b>	<b>4,410</b>	<b>4,557</b>	<b>4,267</b>	<b>3,924</b>	<b>4,256</b>	<b>4,764</b>

Footnotes and case type definitions appear at the end of this section.

TABLE DC-5  
(con'l.)

DISTRICT 3

	FILINGS								DISPOSITIONS							
	1980	1981	1982	1983	1984	1985	1986	1987	1980	1981	1982	1983	1984	1985	1986	1987
<b>BANGOR</b>																
-Civil	1,156	1,481	1,222	1,253	1,152	1,269	1,159	1,192	959	1,583	1,344	1,158	1,074	961	1,052	1,212
-Family Abuse (b)	0	0	206	221	253	291	377	402	0	0	204	203	228	241	303	294
-Money Judgments	439	438	334	311	251	260	298	298	381	512	346	235	233	237	288	207
-Small Claims	1,403	1,823	2,022	1,608	1,814	1,896	2,071	1,928	932	1,766	1,982	1,850	1,492	1,808	1,825	2,033
-Divorce	692	567	607	648	622	636	536	582	640	824	560	648	539	750	540	540
-Mental Health	240	220	222	277	326	364	286	266	243	215	217	295	293	326	260	226
Sub Total	3,930	4,529	4,613	4,318	4,418	4,716	4,727	4,668	3,155	4,900	4,653	4,389	3,859	4,323	4,268	4,512
-Juvenile	438	345	330	294	272	347	354	300	409	433	307	296	264	344	267	301
-Criminal A,B,C	247	267	266	248	303	362	337	286	264	274	264	299	263	320	291	286
-Criminal D,E	1,854	1,718	2,388	2,600	2,533	2,698	2,831	1,740	1,875	1,695	2,256	2,514	2,463	2,685	2,592	1,663
-Traffic Criminal	4,316	3,572	2,839	2,578	2,297	2,261	2,247	3,984	4,282	3,426	2,868	2,526	2,261	2,207	2,008	3,795
Sub Total	6,855	5,902	5,323	5,720	5,405	5,668	5,769	6,310	6,830	5,828	5,695	5,635	5,251	5,556	5,158	6,045
-Civ.Viol./Traf.Infr.	5,387	5,489	5,687	5,033	5,585	7,512	10,521	11,382	5,376	5,399	5,734	5,093	5,599	7,571	10,184	11,133
<b>TOTAL</b>	<b>16,172</b>	<b>15,920</b>	<b>16,123</b>	<b>15,071</b>	<b>15,408</b>	<b>17,896</b>	<b>21,017</b>	<b>22,360</b>	<b>15,361</b>	<b>16,127</b>	<b>16,082</b>	<b>15,117</b>	<b>14,709</b>	<b>17,450</b>	<b>19,610</b>	<b>21,690</b>

NEWPORT

-Civil	103	128	120	119	132	146	153	177	82	108	126	133	153	157	172	177
-Family Abuse (b)	0	0	32	47	57	52	49	54	0	0	29	47	51	51	41	52
-Money Judgments	91	73	59	46	33	60	57	52	83	69	60	49	36	64	62	55
-Small Claims	344	293	279	489	383	434	452	352	300	245	264	477	291	416	426	336
-Divorce	149	137	139	145	138	156	133	147	135	115	128	153	131	155	139	177
-Mental Health	0	0	0	0	0	0	0	1	0	0	0	0	0	0	0	1
Sub Total	687	631	629	846	743	848	844	783	600	537	607	859	662	843	840	798
-Juvenile	54	66	46	57	60	49	36	78	49	57	37	51	60	44	24	58
-Criminal A,B,C	40	50	40	57	67	70	54	64	33	48	44	50	68	76	45	62
-Criminal D,E	457	439	421	296	403	287	368	398	452	436	420	275	379	287	355	384
-Traffic Criminal	853	716	523	558	515	545	647	1,016	847	774	536	551	496	548	618	937
Sub Total	1,404	1,271	1,030	968	1,045	951	1,105	1,556	1,381	1,315	1,037	927	1,003	955	1,042	1,441
-Civ.Viol./Traf.Infr.	2,907	2,029	1,838	2,174	2,242	2,384	2,706	3,915	2,757	1,900	1,673	2,051	2,171	2,309	2,591	3,641
<b>TOTAL</b>	<b>4,998</b>	<b>3,931</b>	<b>3,497</b>	<b>3,988</b>	<b>4,030</b>	<b>4,183</b>	<b>4,655</b>	<b>6,254</b>	<b>4,738</b>	<b>3,752</b>	<b>3,317</b>	<b>3,837</b>	<b>3,836</b>	<b>4,107</b>	<b>4,473</b>	<b>5,880</b>

Footnotes and case type definitions appear at the end of this section.

TABLE DC-5  
(con't.)

DISTRICT 4

	FILINGS								DISPOSITIONS							
	1980	1981	1982	1983	1984	1985	1986	1987	1980	1981	1982	1983	1984	1985	1986	1987
<b>CALAIS</b>																
-Civil	180	211	203	197	159	129	174	134	201	217	223	175	172	159	181	150
-Family Abuse (b)	0	0	6	15	36	26	40	31	0	0	5	19	35	23	39	31
-Money Judgments	99	78	89	89	51	20	33	41	124	102	119	103	96	61	62	61
-Small Claims	242	247	320	571	507	485	475	565	246	282	318	630	536	473	475	490
-Divorce	122	119	95	87	112	108	99	88	115	158	104	101	114	117	101	101
-Mental Health	0	0	0	0	0	0	2	0	0	0	0	0	0	0	2	1
Sub Total	643	655	713	959	865	768	823	859	686	759	769	1,028	953	833	860	834
-Juvenile	56	58	48	32	78	86	104	96	59	62	40	53	72	70	104	72
-Criminal A,B,C	39	72	37	23	49	46	42	52	41	79	43	26	49	51	43	53
-Criminal D,E	669	574	551	465	524	557	524	539	713	587	530	535	492	536	519	455
-Traffic Criminal	578	676	653	601	485	573	604	650	607	676	616	640	499	604	605	599
Sub Total	1,342	1,380	1,289	1,121	1,136	1,262	1,274	1,337	1,420	1,404	1,229	1,254	1,112	1,261	1,271	1,179
-Civ. Viol./Traf. Infr.	873	655	598	1,102	904	965	905	917	865	731	594	995	847	954	876	835
<b>TOTAL</b>	<b>2,858</b>	<b>2,690</b>	<b>2,600</b>	<b>3,182</b>	<b>2,905</b>	<b>2,995</b>	<b>3,002</b>	<b>3,113</b>	<b>2,971</b>	<b>2,894</b>	<b>2,592</b>	<b>3,277</b>	<b>2,912</b>	<b>3,048</b>	<b>3,007</b>	<b>2,848</b>
<b>MACHIAS</b>																
-Civil	135	151	117	123	95	89	79	69	183	115	132	128	85	161	62	119
-Family Abuse (b)	0	0	22	23	30	20	51	42	0	0	21	26	34	15	47	25
-Money Judgments	50	39	35	35	26	24	33	20	6	8	5	11	5	3	6	5
-Small Claims	341	203	398	362	422	559	705	373	244	94	310	329	371	511	501	378
-Divorce	109	134	93	104	122	111	113	124	132	109	100	116	98	137	87	131
-Mental Health	0	0	0	0	2	1	0	1	0	0	0	0	1	0	0	2
Sub Total	635	527	665	647	697	804	981	629	565	326	568	610	594	827	703	660
-Juvenile	21	12	38	34	19	19	125	30	22	6	19	27	21	18	81	43
-Criminal A,B,C	38	57	39	42	43	46	42	35	37	50	46	39	49	38	46	34
-Criminal D,E	677	678	661	670	671	682	717	544	596	579	685	710	657	631	740	499
-Traffic Criminal	362	382	675	648	448	489	686	642	362	380	675	683	426	486	641	597
Sub Total	1,098	1,129	1,413	1,394	1,181	1,236	1,570	1,251	1,017	1,015	1,425	1,459	1,153	1,173	1,508	1,173
-Civ. Viol./Traf. Infr.	773	526	605	701	511	424	667	1,146	841	504	636	706	510	425	620	1,119
<b>TOTAL</b>	<b>2,506</b>	<b>2,182</b>	<b>2,683</b>	<b>2,742</b>	<b>2,389</b>	<b>2,464</b>	<b>3,218</b>	<b>3,026</b>	<b>2,423</b>	<b>1,845</b>	<b>2,629</b>	<b>2,775</b>	<b>2,257</b>	<b>2,425</b>	<b>2,831</b>	<b>2,952</b>

Footnotes and case type definitions appear at the end of this section.

TABLE DC-5  
(con't.)

DISTRICT 5	FILINGS								DISPOSITIONS							
	1980	1981	1982	1983	1984	1985	1986	1987	1980	1981	1982	1983	1984	1985	1986	1987
<b>BAR HARBOR</b>																
-Civil	77	94	115	67	85	102	62	80	69	60	104	52	86	118	20	54
-Family Abuse (b)	0	0	19	5	20	7	13	18	0	0	12	4	14	3	9	6
-Money Judgments	57	36	20	13	18	12	19	13	72	37	46	11	11	6	8	14
-Small Claims	192	157	174	178	124	163	270	255	179	141	191	190	104	150	138	235
-Divorce	62	88	62	55	66	79	50	68	52	67	79	52	68	56	36	48
-Mental Health	0	0	0	0	0	0	0	0	0	0	0	0	0	0	0	0
Sub Total	388	375	390	318	313	363	414	434	372	305	432	309	283	333	211	357
-Juvenile	21	11	30	29	21	19	25	50	29	15	25	27	21	12	16	35
-Criminal A,B,C	23	25	15	21	19	15	11	28	25	18	18	15	22	12	7	27
-Criminal D,E	230	252	319	281	260	343	250	241	233	221	305	305	260	306	239	172
-Traffic Criminal	260	251	85	113	250	188	352	404	248	223	83	135	222	179	274	342
Sub Total	534	539	449	444	550	565	638	723	535	477	431	482	525	509	536	576
-Civ.Viol./Traf.Infr.	515	572	603	424	382	659	780	637	524	513	615	459	355	639	677	593
<b>TOTAL</b>	<b>1,437</b>	<b>1,486</b>	<b>1,442</b>	<b>1,186</b>	<b>1,245</b>	<b>1,587</b>	<b>1,832</b>	<b>1,794</b>	<b>1,431</b>	<b>1,295</b>	<b>1,478</b>	<b>1,250</b>	<b>1,163</b>	<b>1,481</b>	<b>1,424</b>	<b>1,526</b>
<b>BELFAST (d)</b>																
-Civil	248	219	228	186	188	138	161	243	238	158	175	76	126	114	121	212
-Family Abuse (b)	0	0	17	28	43	43	68	81	0	0	15	16	24	29	51	71
-Money Judgments	151	119	66	69	62	44	37	52	120	88	59	52	35	41	20	54
-Small Claims	695	494	458	652	492	557	855	811	597	428	391	534	465	489	699	629
-Divorce	182	192	172	167	194	161	171	185	170	156	126	104	173	125	159	166
-Mental Health	1	0	0	0	0	0	0	0	0	0	0	0	0	0	0	0
Sub Total	1,277	1,024	941	1,102	979	943	1,292	1,372	1,225	830	766	782	823	798	1,050	1,132
-Juvenile	55	86	95	30	101	117	105	85	55	81	69	63	71	131	108	73
-Criminal A,B,C	99	94	78	47	47	51	50	43	80	90	81	44	38	52	60	56
-Criminal D,E	725	733	745	649	573	642	499	560	681	814	658	639	584	585	552	534
-Traffic Criminal	1,003	1,130	1,078	872	688	1,094	1,047	967	958	1,152	1,054	852	656	1,037	879	897
Sub Total	1,882	2,043	1,996	1,598	1,409	1,904	1,701	1,655	1,774	2,137	1,862	1,598	1,349	1,805	1,599	1,560
-Civ.Viol./Traf.Infr.	1,220	1,354	1,307	1,066	841	1,069	1,554	2,339	1,239	1,337	1,279	1,082	736	1,048	1,339	2,332
<b>TOTAL</b>	<b>4,379</b>	<b>4,421</b>	<b>4,244</b>	<b>3,766</b>	<b>3,229</b>	<b>3,916</b>	<b>4,547</b>	<b>5,366</b>	<b>4,238</b>	<b>4,304</b>	<b>3,907</b>	<b>3,462</b>	<b>2,908</b>	<b>3,651</b>	<b>3,988</b>	<b>5,024</b>

Footnotes and case type definitions appear at the end of this section.

TABLE DC-5  
(con't.)

DISTRICT 5 (continued)	FILINGS								DISPOSITIONS							
	1980	1981	1982	1983	1984	1985	1986	1987	1980	1981	1982	1983	1984	1985	1986	1987
<b>ELLSWORTH</b>																
-Civil	280	259	285	232	264	265	247	334	302	255	296	224	278	272	122	141
-Family Abuse (b)	0	0	34	54	62	50	83	82	0	0	27	49	59	48	37	31
-Money Judgments	151	115	74	61	77	73	91	88	165	156	149	111	80	79	69	51
-Small Claims	892	648	747	770	631	891	778	767	820	556	725	722	601	717	714	759
-Divorce	207	221	222	238	223	219	201	192	213	213	219	213	219	207	183	153
-Mental Health	0	0	0	0	0	0	0	0	0	0	0	0	0	0	0	0
Sub Total	1,530	1,243	1,362	1,355	1,257	1,498	1,400	1,463	1,500	1,180	1,416	1,319	1,237	1,323	1,125	1,135
-Juvenile	93	70	88	114	68	119	116	51	96	67	79	98	96	106	88	57
-Criminal A,B,C	72	51	73	63	97	75	84	108	69	53	77	54	79	65	81	106
-Criminal D,E	618	728	1,001	884	850	967	967	899	642	650	954	709	726	897	1,002	850
-Traffic Criminal	1,341	1,585	1,435	1,368	1,199	1,178	1,134	1,436	1,360	1,556	1,441	1,379	1,247	1,128	1,135	1,170
Sub Total	2,124	2,434	2,597	2,429	2,214	2,339	2,301	2,494	2,167	2,326	2,551	2,240	2,148	2,196	2,306	2,183
-Civ. Viol./Traf. Infr.	1,832	1,991	2,499	2,467	2,149	2,039	2,338	2,765	1,848	1,911	3,232	2,512	2,213	2,087	2,131	2,694
<b>TOTAL</b>	<b>5,486</b>	<b>5,668</b>	<b>6,458</b>	<b>6,251</b>	<b>5,620</b>	<b>5,876</b>	<b>6,039</b>	<b>6,722</b>	<b>5,515</b>	<b>5,417</b>	<b>7,199</b>	<b>6,071</b>	<b>5,598</b>	<b>5,606</b>	<b>5,562</b>	<b>6,012</b>

TABLE DC-5  
(con't.)

DISTRICT 6	FILINGS								DISPOSITIONS							
	1980	1981	1982	1983	1984	1985	1986	1987	1980	1981	1982	1983	1984	1985	1986	1987
<b>BATH</b>																
-Civil	361	373	303	267	296	254	240	297	425	275	403	275	314	243	247	284
-Family Abuse (b)	0	0	32	38	46	80	88	119	0	0	22	31	41	50	81	119
-Money Judgments	219	138	98	119	101	85	86	69	186	117	67	77	60	49	71	57
-Small Claims	555	517	524	571	476	510	539	491	525	473	440	535	480	551	495	465
-Divorce	228	240	215	207	196	183	247	240	249	214	208	204	202	210	210	203
-Mental Health	5	0	1	0	0	2	0	0	2	0	1	0	0	1	0	0
Sub Total	1,368	1,268	1,173	1,202	1,115	1,114	1,200	1,216	1,387	1,079	1,141	1,122	1,097	1,104	1,104	1,128
-Juvenile	123	97	129	58	57	68	87	106	131	105	118	52	52	70	59	107
-Criminal A,B,C	99	84	112	68	95	163	134	88	91	81	103	62	83	138	157	92
-Criminal D,E	512	533	505	439	483	584	514	539	491	505	459	439	485	544	520	495
-Traffic Criminal	1,533	1,610	1,363	1,328	799	687	818	1,224	1,530	1,588	1,318	1,331	822	627	782	1,171
Sub Total	2,267	2,324	2,109	1,893	1,434	1,502	1,553	1,957	2,243	2,279	1,998	1,884	1,442	1,379	1,518	1,865
-Civ.Viol./Traf.Infr.	3,247	2,956	2,198	3,159	2,185	2,209	1,972	2,523	3,261	2,931	2,143	3,103	2,131	2,043	1,854	2,482
TOTAL	6,882	6,548	5,480	6,254	4,734	4,825	4,725	5,696	6,891	6,289	5,282	6,109	4,670	4,526	4,476	5,475
<b>BRUNSWICK</b>																
-Civil	270	301	280	243	223	228	241	221	163	170	204	366	172	162	280	314
-Family Abuse (b)	0	0	35	36	46	41	48	51	0	0	19	17	26	26	43	41
-Money Judgments	113	114	78	94	47	62	76	72	22	40	23	50	15	18	23	14
-Small Claims	350	540	524	455	443	458	401	324	308	219	502	400	421	427	418	436
-Divorce	190	233	199	196	217	188	225	178	180	193	177	185	168	224	183	186
-Mental Health	0	0	0	0	0	0	5	1	0	0	0	0	0	0	1	2
Sub Total	923	1,188	1,116	1,024	976	977	996	847	673	622	925	1,018	802	857	948	993
-Juvenile	95	87	73	72	49	67	81	46	93	69	66	61	45	51	61	55
-Criminal A,B,C	32	42	79	72	40	58	69	48	31	45	26	48	53	53	75	35
-Criminal D,E	842	876	590	503	388	639	531	557	1,239	1,532	606	490	447	557	420	483
-Traffic Criminal	2,458	2,451	2,162	2,422	1,778	1,538	1,624	2,137	1,194	1,728	1,597	2,016	1,665	1,199	1,031	1,614
Sub Total	3,427	3,456	2,904	3,069	2,255	2,302	2,305	2,788	2,557	3,374	2,295	2,615	2,210	1,860	1,587	2,187
-Civ.Viol./Traf.Infr.	5,535	4,546	4,558	4,935	4,112	4,058	4,047	4,937	5,575	4,831	4,788	4,662	4,298	3,920	4,119	4,552
TOTAL	9,885	9,190	8,578	9,028	7,343	7,337	7,348	8,572	8,805	8,827	8,008	8,295	7,310	6,637	6,654	7,732

Footnotes and case type definitions appear at the end of this section.

TABLE DC-5  
(con't.)

DISTRICT 6 (continued)	FILINGS								DISPOSITIONS							
	1980	1981	1982	1983	1984	1985	1986	1987	1980	1981	1982	1983	1984	1985	1986	1987
<b>ROCKLAND</b>																
-Civil	508	446	362	364	339	365	323	403	396	409	345	417	327	330	325	298
-Family Abuse (b)	0	0	22	38	64	81	90	90	0	0	14	32	50	67	77	93
-Money Judgments	365	243	205	185	135	151	98	107	237	133	140	127	94	83	76	56
-Small Claims	878	816	1,310	1,161	1,112	1,135	1,299	1,063	727	762	1,186	1,526	1,237	985	1,058	959
-Divorce	249	272	227	257	257	221	225	273	236	225	200	254	250	234	214	233
-Mental Health	0	0	0	0	0	0	0	0	0	0	0	0	0	0	0	0
Sub Total	2,000	1,777	2,126	2,005	1,907	1,953	2,035	1,936	1,596	1,530	1,885	2,356	1,958	1,699	1,750	1,639
-Juvenile	157	95	106	116	104	108	173	133	155	88	111	118	97	102	167	114
-Criminal A,B,C	71	65	109	91	96	112	63	88	78	74	79	118	102	90	64	84
-Criminal D,E	715	650	731	598	677	838	977	840	720	643	660	579	641	780	895	783
-Traffic Criminal	1,343	1,491	1,253	1,221	1,702	1,367	1,168	1,490	1,340	1,447	1,171	1,204	1,660	1,286	1,096	1,452
Sub Total	2,286	2,301	2,199	2,026	2,579	2,425	2,381	2,551	2,293	2,252	2,021	2,019	2,500	2,258	2,222	2,433
-Civ. Viol./Traf. Infr.	1,289	1,396	1,647	1,280	1,766	1,963	1,715	2,212	1,266	1,378	1,638	1,281	1,609	1,927	1,706	2,184
<b>TOTAL</b>	<b>5,575</b>	<b>5,474</b>	<b>5,972</b>	<b>5,311</b>	<b>6,252</b>	<b>6,341</b>	<b>6,131</b>	<b>6,699</b>	<b>5,155</b>	<b>5,160</b>	<b>5,544</b>	<b>5,656</b>	<b>6,067</b>	<b>5,884</b>	<b>5,678</b>	<b>6,256</b>
<b>WISCASSET</b>																
-Civil	249	215	202	210	206	193	156	218	177	254	179	226	162	146	128	138
-Family Abuse (b)	0	0	31	28	36	33	46	45	0	0	28	23	31	27	45	31
-Money Judgments	151	109	70	75	56	59	48	48	123	88	85	65	58	52	45	22
-Small Claims	635	684	775	519	462	568	465	434	506	591	673	475	409	434	370	370
-Divorce	191	187	160	158	161	161	158	192	143	158	139	135	128	126	142	163
-Mental Health	0	0	3	0	0	0	0	0	0	0	2	0	0	0	0	0
Sub Total	1,226	1,195	1,241	990	921	1,014	873	937	949	1,091	1,106	924	788	785	730	724
-Juvenile	63	63	54	77	56	135	75	107	48	14	19	77	35	87	96	89
-Traffic A,B,C	58	41	113	111	74	52	66	96	21	40	96	115	72	77	68	75
-Traffic D,E	364	389	685	614	626	604	550	525	358	394	562	569	588	601	514	486
-Traffic Criminal	1,118	1,285	941	969	755	882	891	1,120	1,101	1,201	837	941	777	737	793	1,004
Sub Total	1,603	1,778	1,793	1,771	1,511	1,673	1,582	1,848	1,528	1,679	1,514	1,702	1,472	1,502	1,471	1,654
-Civ. Viol./Traf. Infr.	1,780	1,745	1,719	1,775	1,465	2,251	1,973	2,263	1,734	1,582	1,489	1,693	1,472	2,215	1,924	2,149
<b>TOTAL</b>	<b>4,609</b>	<b>4,718</b>	<b>4,753</b>	<b>4,536</b>	<b>3,897</b>	<b>4,938</b>	<b>4,428</b>	<b>5,048</b>	<b>4,211</b>	<b>4,352</b>	<b>4,109</b>	<b>4,319</b>	<b>3,732</b>	<b>4,502</b>	<b>4,125</b>	<b>4,527</b>

Footnotes and case type definitions appear at the end of this section.

TABLE DC-5  
(con't.)

DISTRICT 7	FILINGS								DISPOSITIONS							
	1980	1981	1982	1983	1984	1985	1986	1987	1980	1981	1982	1983	1984	1985	1986	1987
<b>AUGUSTA</b>																
-Civil	865	971	884	782	733	697	723	759	771	781	973	804	741	668	698	731
-Family Abuse (b)	0	0	128	174	228	206	201	191	0	0	129	171	193	190	217	191
-Money Judgments	418	427	380	330	360	285	278	182	375	663	327	321	387	296	273	206
-Small Claims	963	1,638	1,274	1,430	1,387	1,443	1,870	1,522	947	1,632	1,502	1,500	1,600	1,371	1,166	1,357
-Divorce	539	544	444	462	464	440	423	402	505	795	422	474	472	441	391	395
-Mental Health	256	279	350	246	475	487	509	491	259	332	317	222	445	483	573	516
Sub Total	3,041	3,859	3,460	3,424	3,647	3,558	4,004	3,547	2,857	4,203	3,670	3,492	3,838	3,449	3,318	3,396
-Juvenile	337	349	132	211	239	211	245	221	368	393	186	229	255	210	211	224
-Criminal A,B,C	205	188	156	184	211	224	287	270	139	61	162	153	209	202	221	214
-Criminal D,E	1,839	1,881	1,807	1,905	1,281	2,193	2,726	1,706	1,639	1,931	1,150	1,414	1,540	1,930	1,870	1,303
-Traffic Criminal	3,106	3,286	2,173	2,028	1,987	2,070	2,186	3,301	1,288	2,552	1,318	1,785	1,655	2,548	2,669	2,872
Sub Total	5,487	5,704	4,268	4,328	3,718	4,698	5,444	5,498	3,434	4,937	2,816	3,581	3,659	4,890	4,971	4,613
-Civ. Viol./Traf. Infr.	8,058	5,773	6,659	5,593	6,089	9,029	9,012	11,285	8,996	7,544	7,267	6,220	5,986	9,564	10,875	11,531
<b>TOTAL</b>	<b>16,586</b>	<b>15,336</b>	<b>14,387</b>	<b>13,345</b>	<b>13,454</b>	<b>17,285</b>	<b>18,460</b>	<b>20,330</b>	<b>15,287</b>	<b>16,684</b>	<b>13,753</b>	<b>13,293</b>	<b>13,483</b>	<b>17,903</b>	<b>19,164</b>	<b>19,540</b>
<b>WATERVILLE</b>																
-Civil	581	533	442	413	381	417	342	420	826	615	668	306	374	338	402	351
-Family Abuse (b)	0	0	64	118	110	130	155	161	0	0	42	112	116	101	129	157
-Money Judgments	286	192	182	128	128	140	127	90	211	177	235	170	109	103	101	70
-Small Claims	830	1,216	1,057	1,262	1,018	1,193	1,067	1,256	791	909	933	1,130	1,044	1,066	1,016	1,315
-Divorce	302	287	246	257	283	272	264	241	342	364	239	217	241	234	340	232
-Mental Health	0	0	0	0	0	0	0	0	0	0	0	0	0	0	0	0
Sub Total	1,999	2,228	1,991	2,178	1,920	2,152	1,955	2,168	2,170	2,065	2,117	1,935	1,884	1,842	1,988	2,125
-Juvenile	159	182	241	181	173	198	232	266	164	160	150	247	128	168	210	190
-Criminal A,B,C	108	71	121	158	183	226	249	162	66	62	98	155	177	144	266	128
-Criminal D,E	1,123	1,055	1,390	1,574	2,118	2,575	2,550	1,704	702	936	1,223	1,595	1,624	2,062	2,383	1,704
-Traffic Criminal	1,370	1,644	1,620	1,380	993	711	747	1,680	679	1,056	1,177	1,186	1,021	841	608	1,782
Sub Total	2,760	2,952	3,372	3,293	3,467	3,810	3,778	3,812	1,611	2,214	2,648	3,183	2,950	3,215	3,467	3,804
-Civ. Viol./Traf. Infr.	2,051	1,903	2,000	2,927	2,850	4,957	5,315	5,168	1,670	1,361	1,850	2,896	3,315	4,328	5,291	5,264
<b>TOTAL</b>	<b>6,810</b>	<b>7,083</b>	<b>7,363</b>	<b>8,398</b>	<b>8,237</b>	<b>10,919</b>	<b>11,048</b>	<b>11,148</b>	<b>5,451</b>	<b>5,640</b>	<b>6,615</b>	<b>8,014</b>	<b>8,149</b>	<b>9,385</b>	<b>10,746</b>	<b>11,193</b>

Footnotes and case type definitions appear at the end of this section.



Table DC-5  
(con't.)

DISTRICT 8

	FILINGS								DISPOSITIONS							
	1980	1981	1982	1983	1984	1985	1986	1987	1980	1981	1982	1983	1984	1985	1986	1987
<b>LEWISTON</b>																
-Civil	1,597	1,700	1,414	1,356	1,402	1,278	1,279	1,412	1,628	1,534	1,350	1,220	1,202	1,362	1,046	1,170
-Family Abuse (b)	0	0	249	357	424	478	467	504	0	0	246	276	333	406	458	504
-Money Judgments	735	517	414	406	365	322	328	268	927	570	343	335	327	133	315	214
-Small Claims	1,220	1,367	1,205	1,214	1,250	1,473	1,544	1,592	1,091	1,355	1,185	1,277	1,041	1,493	1,385	1,358
-Divorce	686	713	626	584	663	616	570	667	821	802	658	687	759	724	787	731
-Mental Health	12	0	0	0	0	0	0	0	1	14	0	0	0	0	0	
Sub Total	4,250	4,297	3,908	3,917	4,104	4,167	4,188	4,443	4,468	4,275	3,782	3,795	3,662	4,118	3,991	3,977
-Juvenile	345	286	263	280	252	337	271	306	340	258	273	396	282	291	271	176
-Criminal A,B,C	316	246	266	270	278	332	336	395	293	238	291	213	192	385	241	341
-Criminal D,E	2,074	2,035	2,004	2,226	2,032	2,860	2,951	2,508	2,106	1,781	1,855	1,929	1,926	2,047	2,797	2,252
-Traffic Criminal	4,348	5,217	4,819	3,574	2,624	3,313	2,763	4,781	4,617	4,999	4,874	3,567	2,533	2,838	2,949	4,040
Sub Total	7,083	7,784	7,352	6,350	5,186	6,842	6,321	7,990	7,356	7,276	7,293	6,105	4,933	5,561	6,258	6,809
-Civ. Viol./Traf. Infr.	6,486	5,239	5,590	7,567	8,585	11,952	10,459	11,495	6,500	5,025	5,411	6,979	8,226	10,778	10,675	10,175
<b>TOTAL</b>	<b>17,819</b>	<b>17,320</b>	<b>16,850</b>	<b>17,834</b>	<b>17,875</b>	<b>22,961</b>	<b>20,968</b>	<b>23,928</b>	<b>18,324</b>	<b>16,576</b>	<b>16,486</b>	<b>16,879</b>	<b>16,821</b>	<b>20,457</b>	<b>20,924</b>	<b>20,961</b>

174

TABLE DC-5  
(con't.)

DISTRICT 9

	FILINGS								DISPOSITIONS							
	1980	1981	1982	1983	1984	1985	1986	1987	1980	1981	1982	1983	1984	1985	1986	1987
<b>BRIDGTON (e)</b>																
-Civil	141	149	142	124	70	97	128	166	166	193	161	114	87	125	134	153
-Family Abuse (b)	0	0	16	21	36	58	56	42	0	0	0	22	33	49	49	42
-Money Judgments	54	58	37	34	25	22	50	33	53	65	29	47	35	25	40	28
-Small Claims	342	210	281	308	313	369	762	454	255	292	43	378	322	350	731	446
-Divorce	115	110	112	109	114	122	124	95	113	122	200	118	90	108	104	127
-Mental Health	0	0	0	0	0	0	0	0	0	0	109	0	0	0	0	0
Sub Total	652	527	588	596	558	668	1,120	790	587	672	542	679	567	657	1,058	796
-Juvenile	71	124	72	40	22	61	18	11	66	91	84	64	35	26	50	7
-Criminal A,B,C	79	55	72	39	36	37	27	28	61	38	67	37	45	40	28	23
-Criminal D,E	445	417	720	373	428	333	442	551	461	404	767	416	444	300	424	551
-Traffic Criminal	490	569	499	924	793	621	685	1,173	394	449	357	759	764	602	691	980
Sub Total	1,085	1,165	1,363	1,376	1,279	1,052	1,172	1,763	982	982	1,275	1,276	1,288	968	1,193	1,561
-Civ. Viol./Traf. Infr.	1,751	1,304	920	1,183	1,151	859	1,047	2,166	1,761	1,373	883	1,188	1,179	881	1,012	2,026
TOTAL	3,488	2,996	2,871	3,155	2,988	2,579	3,339	4,719	3,330	3,027	2,700	3,143	3,034	2,506	3,263	4,383
<b>PORTLAND (f)</b>																
-Civil	3,103	3,054	2,960	2,955	2,871	2,799	2,846	3,052	2,483	4,179	3,258	3,520	4,123	3,228	3,525	3,603
-Family Abuse (b)	0	0	237	332	344	349	414	497	0	0	261	457	271	226	365	479
-Money Judgments	919	798	865	943	768	782	847	796	854	668	843	1,192	738	505	1,623	2,077
-Small Claims	1,724	2,116	2,232	3,039	2,625	3,073	2,956	3,187	1,242	2,156	1,923	2,584	2,537	2,806	2,431	2,939
-Divorce	1,177	1,223	1,102	1,069	1,219	1,245	1,084	1,184	1,255	1,204	1,003	1,080	1,023	1,069	940	1,227
-Mental Health	382	183	234	184	248	215	261	236	388	176	221	202	248	217	263	184
Sub Total	7,305	7,374	7,630	8,522	8,075	8,463	8,408	8,962	6,222	8,383	7,509	9,035	8,940	8,051	9,147	10,509
-Juvenile	504	546	414	462	397	454	446	698	502	517	339	418	437	388	367	507
-Criminal A,B,C	341	298	504	586	548	661	762	912	219	364	457	496	455	551	535	918
-Criminal D,E	2,887	3,052	3,188	4,256	4,520	5,350	6,176	4,796	2,326	2,902	5,138	5,045	2,643	3,610	2,978	3,742
-Traffic Criminal	10,830	12,860	9,937	9,700	8,011	8,387	9,327	12,674	8,120	13,430	11,612	11,650	9,090	8,688	8,543	11,395
Sub Total	14,562	16,756	14,043	15,004	13,476	14,852	16,711	19,080	11,167	17,213	17,546	17,609	12,625	13,237	12,423	16,562
-Civ. Viol./Traf. Infr.	15,944	16,160	15,688	20,818	19,506	21,826	30,991	30,215	19,280	16,213	15,053	19,069	19,293	22,134	28,966	29,061
TOTAL	37,811	40,290	37,361	44,344	41,057	45,141	56,110	58,257	36,669	41,809	40,108	45,713	40,858	43,422	50,556	56,132

Footnotes and case type definitions appear at the end of this section.

DISTRICT 10	FILINGS								DISPOSITIONS							
	1980	1981	1982	1983	1984	1985	1986	1987	1980	1981	1982	1983	1984	1985	1986	1987
<b>BIDDEFORD</b>																
-Civil	714	733	724	675	681	764	738	869	461	753	602	514	479	350	425	467
-Family Abuse (b)	0	0	85	118	140	157	171	235	0	0	33	49	63	79	58	217
-Money Judgments	245	221	185	157	143	140	168	190	137	109	28	34	136	27	63	54
-Small Claims	1,147	1,220	1,390	1,610	1,673	1,358	1,273	1,240	759	611	1,427	1,295	1,222	965	1,419	1,190
-Divorce	419	429	426	405	448	484	449	449	327	515	355	354	335	391	349	540
-Mental Health	0	0	0	8	0	0	0	0	0	0	0	0	0	0	0	0
Sub Total	2,525	2,603	2,810	2,973	3,085	2,903	2,799	2,983	1,684	1,988	2,445	2,246	2,235	1,812	2,314	2,468
-Juvenile	394	313	282	271	288	413	298	499	375	318	254	223	203	305	257	311
-Criminal A,B,C	290	313	274	282	292	255	397	390	215	312	256	256	244	304	386	326
-Criminal D,E	1,859	1,907	1,757	1,499	1,818	2,843	2,352	2,275	1,822	1,945	1,746	1,784	1,894	2,413	2,975	1,796
-Traffic Criminal	3,959	3,922	3,673	3,961	3,936	4,819	5,046	6,394	4,144	3,726	3,372	3,975	4,053	4,448	4,903	6,059
Sub Total	6,502	6,455	5,986	6,013	6,334	8,330	8,093	9,558	6,556	6,301	5,628	6,238	6,394	7,470	8,521	8,492
-Civ. Viol./Traf. Infr.	8,824	8,595	5,829	7,645	8,696	10,182	11,468	13,386	9,001	8,821	6,049	7,548	8,278	9,993	11,728	13,198
<b>TOTAL</b>	<b>17,851</b>	<b>17,653</b>	<b>14,625</b>	<b>16,631</b>	<b>18,115</b>	<b>21,415</b>	<b>22,360</b>	<b>25,927</b>	<b>17,241</b>	<b>17,110</b>	<b>14,122</b>	<b>16,032</b>	<b>16,907</b>	<b>19,275</b>	<b>22,563</b>	<b>24,158</b>
<b>KITTERY</b>																
-Civil	206	194	205	209	211	205	216	226	186	254	177	206	206	189	166	175
-Family Abuse (b)	0	0	20	37	44	58	55	64	0	0	13	32	35	58	40	42
-Money Judgments	51	56	53	40	40	40	47	66	31	85	43	33	46	43	31	45
-Small Claims	255	291	226	346	428	452	350	347	238	298	227	307	382	483	386	308
-Divorce	169	199	192	154	174	179	155	175	175	214	187	176	125	167	130	126
-Mental Health	1	0	0	0	0	0	0	0	1	0	0	0	0	0	0	0
Sub Total	682	740	696	796	897	934	823	878	631	851	647	754	794	940	753	696
-Juvenile	38	41	71	52	51	86	65	85	41	37	55	45	53	46	41	40
-Criminal A,B,C	110	122	130	127	104	127	103	199	100	114	123	108	80	94	110	108
-Criminal D,E	701	679	683	626	650	738	561	603	715	739	615	588	530	508	549	432
-Traffic Criminal	4,172	4,345	4,406	5,719	5,689	6,240	5,723	5,157	4,135	4,338	6,137	5,447	5,235	6,030	6,158	5,061
Sub Total	5,021	5,187	5,290	6,524	6,494	7,191	6,452	6,044	4,991	5,228	6,930	6,188	5,898	6,678	6,858	5,641
-Civ. Viol./Traf. Infr.	4,138	3,387	3,205	4,493	5,787	6,793	6,847	7,831	4,192	3,522	2,982	4,381	5,489	6,366	7,112	8,229
<b>TOTAL</b>	<b>9,841</b>	<b>9,314</b>	<b>9,191</b>	<b>11,803</b>	<b>13,178</b>	<b>14,918</b>	<b>14,122</b>	<b>14,753</b>	<b>9,814</b>	<b>9,601</b>	<b>10,559</b>	<b>11,323</b>	<b>12,181</b>	<b>13,984</b>	<b>14,723</b>	<b>14,566</b>

- 176 -

Footnotes and case type definitions appear at the end of this section.

DISTRICT 10 (continued)	FILINGS								DISPOSITIONS							
	1980	1981	1982	1983	1984	1985	1986	1987	1980	1981	1982	1983	1984	1985	1986	1987
<b>SPRINGVALE</b>																
-Civil	277	302	245	264	303	331	349	350	239	265	377	210	226	449	436	307
-Family Abuse (b)	0	0	69	90	105	88	104	134	0	0	82	84	74	123	98	119
-Money Judgments	154	77	59	47	54	59	96	82	118	67	65	28	24	33	34	62
-Small Claims	702	561	588	696	869	777	766	703	465	385	375	366	484	555	512	485
-Divorce	277	292	268	266	298	288	274	300	243	353	265	229	242	349	265	238
-Mental Health	0	0	1	0	1	0	0	0	0	0	1	0	1	0	0	0
Sub Total	1,410	1,232	1,230	1,363	1,630	1,543	1,589	1,569	1,065	1,070	1,165	917	1,051	1,509	1,345	1,211
-Juvenile	105	119	102	149	189	297	257	199	77	85	77	145	117	200	200	180
-Criminal A,B,C	99	119	152	179	222	265	254	213	80	104	103	163	179	210	220	174
-Criminal D,E	624	762	943	948	1,023	1,494	1,527	1,396	556	713	799	913	955	1,225	1,318	1,226
-Traffic Criminal	2,170	2,173	1,869	2,071	1,599	2,092	2,535	2,442	1,852	2,346	1,958	2,038	1,610	1,995	2,509	2,404
Sub Total	2,998	3,173	2,966	3,347	3,033	4,148	4,573	4,250	2,565	3,248	2,937	3,259	2,861	3,630	4,247	3,984
-Civ. Viol./Traf. Infr.	2,742	2,253	1,966	2,965	2,582	2,368	2,818	3,572	2,566	2,265	1,948	2,921	2,606	2,330	2,738	3,511
<b>TOTAL</b>	<b>7,150</b>	<b>6,658</b>	<b>6,162</b>	<b>7,675</b>	<b>7,245</b>	<b>8,059</b>	<b>8,980</b>	<b>9,391</b>	<b>6,196</b>	<b>6,583</b>	<b>6,050</b>	<b>7,097</b>	<b>6,518</b>	<b>7,469</b>	<b>8,330</b>	<b>8,706</b>

- 177 -

Footnotes and case type definitions appear at the end of this section.

TABLE DC-5  
(con't.)

DISTRICT 11	FILINGS								DISPOSITIONS							
	1980	1981	1982	1983	1984	1985	1986	1987	1980	1981	1982	1983	1984	1985	1986	1987
<b>LIVERMORE FALLS</b>																
-Civil	53	84	58	35	52	47	58	58	32	73	76	45	47	55	51	51
-Family Abuse (b)	0	0	6	11	12	24	20	41	0	0	8	12	11	18	21	39
-Money Judgments	23	33	25	9	20	21	17	24	26	7	42	17	29	21	12	12
-Small Claims	116	186	249	207	202	220	276	245	106	128	279	224	191	219	254	205
-Divorce	50	64	50	50	48	56	47	57	49	58	60	55	45	57	57	46
-Mental Health	0	0	0	0	0	0	0	0	0	0	0	0	0	0	0	0
Sub Total	242	367	388	312	334	368	418	425	213	266	465	353	322	370	395	353
-Juvenile	44	64	12	15	28	27	58	27	45	57	20	16	28	23	48	37
-Criminal A,B,C	18	26	19	28	18	23	21	14	12	17	30	18	18	26	22	16
-Criminal D,E	167	267	226	196	139	183	254	226	133	227	254	171	148	191	232	196
-Traffic Criminal	397	464	407	369	318	328	358	571	374	478	397	329	353	336	350	511
Sub Total	626	821	664	608	503	561	691	838	564	779	701	534	547	576	652	760
-Civ.Viol./Traf.Infr.	605	412	586	616	740	589	592	773	577	420	576	574	729	602	576	744
<b>TOTAL</b>	<b>1,473</b>	<b>1,600</b>	<b>1,638</b>	<b>1,536</b>	<b>1,577</b>	<b>1,518</b>	<b>1,701</b>	<b>2,036</b>	<b>1,354</b>	<b>1,465</b>	<b>1,742</b>	<b>1,461</b>	<b>1,598</b>	<b>1,548</b>	<b>1,623</b>	<b>1,857</b>
<b>RUMFORD</b>																
-Civil	171	170	164	122	101	156	174	199	161	264	163	152	87	171	163	211
-Family Abuse (b)	0	0	11	10	37	42	68	75	0	0	8	7	24	50	73	68
-Money Judgments	261	117	126	73	101	98	90	87	417	343	280	156	85	79	145	136
-Small Claims	775	779	838	761	665	741	882	1,002	820	799	833	799	727	690	832	1,033
-Divorce	125	118	98	112	118	115	120	106	127	191	84	121	105	122	97	139
-Mental Health	0	0	0	0	0	0	0	0	0	0	0	0	0	0	0	0
Sub Total	1,332	1,184	1,237	1,078	1,022	1,152	1,334	1,469	1,525	1,597	1,368	1,235	1,028	1,112	1,310	1,587
-Juvenile	59	135	65	78	48	83	77	56	53	105	89	52	53	70	92	59
-Criminal A,B,C	60	64	34	36	41	46	24	37	29	62	35	12	46	13	12	112
-Criminal D,E	669	591	440	404	370	446	542	482	540	524	401	384	344	386	500	409
-Traffic Criminal	922	894	860	665	550	613	594	885	926	744	736	626	510	565	555	780
Sub Total	1,710	1,684	1,399	1,183	1,009	1,188	1,237	1,460	1,548	1,435	1,261	1,074	953	1,034	1,159	1,360
Civ.Viol./Traf.Infr.	763	892	955	997	712	735	896	1,185	724	779	937	968	719	745	873	1,117
<b>TOTAL</b>	<b>3,805</b>	<b>3,760</b>	<b>3,591</b>	<b>3,258</b>	<b>2,743</b>	<b>3,075</b>	<b>3,467</b>	<b>4,114</b>	<b>3,797</b>	<b>3,811</b>	<b>3,566</b>	<b>3,277</b>	<b>2,700</b>	<b>2,891</b>	<b>3,342</b>	<b>4,064</b>

Footnotes and case type definitions appear at the end of this section.

TABLE DC-5  
(con't.)

DISTRICT 11 (continued)	FILINGS								DISPOSITIONS							
	1980	1981	1982	1983	1984	1985	1986	1987	1980	1981	1982	1983	1984	1985	1986	1987
<b>SOUTH PARIS</b>																
-Civil	131	138	115	97	153	147	210	243	138	153	90	144	118	117	207	179
-Family Abuse (b)	0	0	26	29	44	43	74	75	0	0	20	24	38	41	74	72
-Money Judgments	95	67	29	24	28	39	64	56	81	65	19	18	26	32	39	44
-Small Claims	595	729	999	1,372	827	1,335	1,528	1,827	445	658	823	1,202	836	1,111	1,480	1,663
-Divorce	150	154	132	113	144	152	157	163	141	144	129	134	137	141	155	158
-Mental Health	0	0	0	0	0	0	0	0	0	0	0	0	0	0	0	0
Sub Total	971	1,088	1,301	1,635	1,196	1,716	2,033	2,364	805	1,020	1,081	1,522	1,155	1,442	1,955	2,116
-Juvenile	61	46	76	83	56	92	76	27	105	90	82	99	47	86	73	14
-Criminal A,B,C	49	70	69	62	58	78	56	49	43	73	59	51	62	71	59	39
-Criminal D,E	306	312	409	246	227	368	404	368	283	307	338	265	194	313	387	340
-Traffic Criminal	821	818	613	620	571	556	533	685	816	766	523	552	535	535	503	626
Sub Total	1,237	1,246	1,167	1,011	912	1,094	1,069	1,129	1,247	1,236	1,002	967	838	1,005	1,022	1,019
-Civ. Viol./Traf. Infr.	650	466	515	543	685	703	938	960	664	683	530	559	634	672	871	897
<b>TOTAL</b>	<b>2,858</b>	<b>2,800</b>	<b>2,983</b>	<b>3,189</b>	<b>2,793</b>	<b>3,513</b>	<b>4,040</b>	<b>4,453</b>	<b>2,716</b>	<b>2,939</b>	<b>2,613</b>	<b>3,048</b>	<b>2,627</b>	<b>3,119</b>	<b>3,848</b>	<b>4,032</b>

Footnotes and case type definitions appear at the end of this section.

TABLE DC-5  
(con't.)

DISTRICT 12	FILINGS								DISPOSITIONS							
	1980	1981	1982	1983	1984	1985	1986	1987	1980	1981	1982	1983	1984	1985	1986	1987
<b>FARMINGTON</b>																
-Civil	193	266	242	186	195	238	226	227	202	271	202	199	188	206	230	196
-Family Abuse (b)	0	0	25	26	40	42	48	58	0	0	16	24	36	37	50	53
-Money Judgments	143	162	143	87	83	87	72	64	152	170	152	103	81	85	72	71
-Small Claims	558	659	730	826	893	924	773	682	547	596	678	904	795	921	846	675
-Divorce	149	137	137	142	169	154	153	146	183	147	141	119	154	124	154	146
-Mental Health	0	0	0	0	0	0	0	0	0	0	0	0	0	0	0	0
Sub Total	1,043	1,224	1,277	1,267	1,380	1,445	1,272	1,177	1,084	1,184	1,189	1,349	1,254	1,373	1,352	1,141
-Juvenile	97	52	137	39	55	60	66	52	103	50	120	61	44	60	71	72
-Criminal A,B,C	57	73	76	82	131	85	80	85	61	78	71	76	90	115	84	86
-Criminal D,E	478	449	545	403	461	538	576	608	479	457	544	406	443	560	544	628
-Traffic Criminal	1,042	1,221	1,042	1,003	892	919	914	1,034	1,039	1,184	1,033	956	888	903	889	1,025
Sub Total	1,674	1,795	1,800	1,527	1,539	1,602	1,636	1,839	1,682	1,769	1,768	1,499	1,465	1,638	1,588	1,811
-Civ.Viol./Traf.Infr.	1,314	2,088	1,814	1,646	1,713	1,697	1,382	1,512	1,313	2,051	1,809	1,572	1,761	1,666	1,382	1,552
<b>TOTAL</b>	<b>4,031</b>	<b>5,107</b>	<b>4,891</b>	<b>4,440</b>	<b>4,632</b>	<b>4,744</b>	<b>4,290</b>	<b>4,528</b>	<b>4,079</b>	<b>5,004</b>	<b>4,766</b>	<b>4,420</b>	<b>4,480</b>	<b>4,677</b>	<b>4,322</b>	<b>4,504</b>
<b>SKOWHEGAN</b>																
-Civil	501	482	377	359	469	404	424	453	454	405	479	403	441	413	393	371
-Family Abuse (b)	0	0	87	115	125	141	160	170	0	0	69	105	108	144	151	161
-Money Judgments	274	214	193	193	202	183	174	133	393	196	173	195	154	321	177	126
-Small Claims	913	1,005	1,135	1,330	1,396	1,266	1,593	1,435	899	740	1,031	1,260	1,429	1,181	1,719	1,349
-Divorce	207	237	196	238	263	251	235	265	206	204	253	236	272	247	204	244
-Mental Health	2	0	0	0	0	0	0	0	3	0	1	0	0	0	0	0
Sub Total	1,897	1,938	1,988	2,235	2,455	2,245	2,596	2,456	1,955	1,545	2,006	2,199	2,404	2,306	2,644	2,251
-Juvenile	151	166	110	134	176	156	159	379	172	202	120	110	165	143	124	290
-Criminal A,B,C	183	132	136	188	146	167	168	207	168	136	119	195	125	146	118	169
-Criminal D,E	1,132	1,243	950	1,053	1,054	1,035	1,235	1,432	1,145	1,210	1,012	932	1,003	1,026	1,194	1,151
-Traffic Criminal	1,904	2,239	1,953	1,978	1,617	2,035	2,044	1,955	1,983	2,210	1,931	1,918	1,477	1,888	1,911	1,736
Sub Total	3,370	3,780	3,149	3,353	2,993	3,393	3,606	3,973	3,468	3,758	3,182	3,155	2,770	3,203	3,347	3,346
-Civ.Viol./Traf.Infr.	3,527	3,530	2,601	2,716	3,221	3,038	2,984	2,995	3,525	3,383	2,666	2,578	3,071	2,925	2,883	2,750
<b>TOTAL</b>	<b>8,794</b>	<b>9,248</b>	<b>7,738</b>	<b>8,304</b>	<b>8,669</b>	<b>8,676</b>	<b>9,176</b>	<b>9,424</b>	<b>8,948</b>	<b>8,686</b>	<b>7,854</b>	<b>7,932</b>	<b>8,245</b>	<b>8,434</b>	<b>8,874</b>	<b>8,347</b>

Footnotes and case type definitions appear at the end of this section.

TABLE DC-5  
(con't.)

DISTRICT 13	FILINGS								DISPOSITIONS							
	1980	1981	1982	1983	1984	1985	1986	1987	1980	1981	1982	1983	1984	1985	1986	1987
<b>DOVER-FOXCROFT</b>																
-Civil	142	124	127	103	84	96	96	100	138	137	153	134	87	105	115	102
-Family Abuse (b)	0	0	24	26	60	46	66	77	0	0	17	28	44	39	63	67
-Money Judgments	103	62	36	42	33	37	40	39	108	71	37	41	41	34	36	34
-Small Claims	475	506	478	325	349	392	438	396	441	498	515	339	303	442	434	364
-Divorce	140	149	135	134	130	125	112	149	123	153	126	147	132	128	103	174
-Mental Health	0	0	0	1	1	2	4	3	0	0	0	1	1	2	4	3
Sub Total	860	841	800	631	657	698	756	764	810	859	848	690	608	750	755	744
-Juvenile	63	70	36	65	42	57	20	57	72	59	43	58	37	43	44	46
-Criminal A,B,C	77	67	104	69	83	98	84	87	75	76	94	81	79	103	91	69
-Criminal D,E	748	667	787	707	664	693	721	771	711	683	804	711	629	721	732	760
-Traffic Criminal	577	670	538	640	567	585	595	812	580	690	551	666	566	543	638	792
Sub Total	1,465	1,474	1,465	1,481	1,356	1,433	1,420	1,727	1,438	1,508	1,492	1,516	1,311	1,410	1,505	1,667
-Civ. Viol./Traf. Infr.	673	541	754	949	1,035	1,187	1,287	1,733	670	532	790	973	1,060	1,222	1,332	1,771
<b>TOTAL</b>	<b>2,998</b>	<b>2,856</b>	<b>3,019</b>	<b>3,061</b>	<b>3,048</b>	<b>3,318</b>	<b>3,463</b>	<b>4,224</b>	<b>2,918</b>	<b>2,899</b>	<b>3,130</b>	<b>3,179</b>	<b>2,979</b>	<b>3,382</b>	<b>3,592</b>	<b>4,182</b>
<b>LINCOLN</b>																
-Civil	89	103	118	92	82	82	82	114	93	132	133	64	74	75	59	84
-Family Abuse (b)	0	0	5	4	3	0	23	19	0	0	6	1	2	0	15	13
-Money Judgments	74	71	46	59	44	27	22	26	61	69	57	30	18	13	7	22
-Small Claims	477	351	245	348	204	196	233	303	426	336	247	339	174	223	206	278
-Divorce	86	91	74	62	66	81	71	59	92	105	79	60	56	68	67	67
-Mental Health	0	0	0	0	0	0	0	0	0	0	0	0	0	0	0	0
Sub Total	726	622	488	565	399	386	431	521	672	642	522	494	324	379	354	464
-Juvenile	31	30	28	11	14	18	8	4	33	23	31	11	16	12	9	4
-Criminal A,B,C	14	14	36	23	33	21	33	34	13	20	38	21	34	22	28	26
-Criminal D,E	459	394	493	277	350	307	349	377	460	390	484	293	317	258	310	331
-Traffic Criminal	299	292	425	407	495	483	495	701	289	271	402	400	461	390	466	619
Sub Total	803	730	982	718	892	829	885	1,116	795	704	955	725	828	682	813	980
-Civ. Viol./Traf. Infr.	2,498	2,009	1,804	1,885	1,936	1,846	1,769	2,073	2,500	2,038	1,805	1,932	1,854	1,807	1,710	2,142
<b>TOTAL</b>	<b>4,027</b>	<b>3,361</b>	<b>3,274</b>	<b>3,168</b>	<b>3,227</b>	<b>3,061</b>	<b>3,085</b>	<b>3,710</b>	<b>3,967</b>	<b>3,384</b>	<b>3,282</b>	<b>3,151</b>	<b>3,006</b>	<b>2,868</b>	<b>2,877</b>	<b>3,586</b>

181

Footnotes and case type definitions appear at the end of this section.



TABLE DC-5  
(con't.)

DISTRICT 13 (continued)	FILINGS								DISPOSITIONS							
	1980	1981	1982	1983	1984	1985	1986	1987	1980	1981	1982	1983	1984	1985	1986	1987
<b>MILLINOCKET</b>																
-Civil	109	114	118	118	107	76	69	149	116	123	156	138	121	108	89	128
-Family Abuse (b)	0	0	4	18	20	19	25	17	0	0	3	16	18	12	18	13
-Money Judgments	154	81	73	55	44	47	22	39	199	203	93	69	45	62	26	49
-Small Claims	362	255	232	162	161	195	157	215	415	296	247	186	153	185	159	238
-Divorce	97	75	58	80	83	68	71	65	101	121	107	88	75	60	65	71
-Mental Health	0	0	0	2	1	1	3	0	0	0	0	2	1	1	3	0
Sub Total	722	525	485	435	416	406	347	485	831	743	606	499	413	428	360	499
-Juvenile	57	71	55	35	13	13	39	21	50	61	68	20	26	13	57	20
-Criminal A,B,C	35	43	22	19	30	31	33	36	30	35	25	23	25	22	17	33
-Criminal D,E	601	572	471	637	775	738	485	477	593	585	593	616	834	820	520	461
-Traffic Criminal	606	690	338	435	325	345	441	581	580	683	427	410	318	305	336	540
Sub Total	1,299	1,376	886	1,126	1,143	1,127	998	1,115	1,253	1,364	1,113	1,069	1,203	1,160	930	1,054
-Civ.Viol./Traf.Infr.	1,124	964	637	863	806	941	1,339	1,516	1,228	1,007	875	784	906	1,009	1,497	1,614
<b>TOTAL</b>	<b>3,145</b>	<b>2,865</b>	<b>2,008</b>	<b>2,424</b>	<b>2,365</b>	<b>2,474</b>	<b>2,684</b>	<b>3,116</b>	<b>3,312</b>	<b>3,114</b>	<b>2,594</b>	<b>2,352</b>	<b>2,522</b>	<b>2,597</b>	<b>2,787</b>	<b>3,167</b>

DISTRICT COURT - CHILD PROTECTIVE CASELOAD (a)

TABLE DC-6

	1986	1987		1986	1987
<b>DISTRICT 1:</b>			<b>DISTRICT 7:</b>		
-Caribou	19	22	-Augusta	49	51
-Fort Kent	(b)	(b)	-Waterville	27	18
-Madawaska	29	13	Sub Total	76	69
-Van Buren	(b)	(b)	<b>DISTRICT 8:</b>		
Sub Total	48	35	-Lewiston	60	53
<b>DISTRICT 2:</b>			Sub Total	60	53
-Houlton	18	12	<b>DISTRICT 9:</b>		
-Presque Isle	25	20	-Bridgton	13	11
Sub Total	43	32	-Portland	99	98
<b>DISTRICT 3:</b>			Sub Total	112	109
-Bangor	80	63	<b>DISTRICT 10:</b>		
-Newport	14	15	-Biddeford	60	45
Sub Total	94	78	-Kittery	9	5
<b>DISTRICT 4:</b>			-Springvale	34	29
-Calais	10	7	Sub Total	103	79
-Machias	14	8	<b>DISTRICT 11:</b>		
Sub Total	24	15	-Livermore Falls	10	3
<b>DISTRICT 5:</b>			-Rumford	6	12
-Bar Harbor	4	2	-South Paris	2	4
-Belfast	15	21	Sub Total	18	19
-Ellsworth	18	20	<b>DISTRICT 12:</b>		
Sub Total	37	43	-Farmington	11	7
<b>DISTRICT 6:</b>			-Skowhegan	39	25
-Bath	6	9	Sub Total	50	32
-Brunswick	7	3	<b>DISTRICT 13:</b>		
-Rockland	17	8	-Dover-Foxcroft	13	2
-Wiscasset	11	4	-Lincoln	4	0
Sub Total	41	24	-Millinocket	4	4
			Sub Total	21	6
			<b>STATE TOTAL</b>	<b>727</b>	<b>594</b>

(a) Reflects the number of complaints filed in the District Court by the State Department of Human Services alleging child abuse or neglect. Figures do not reflect total number of individual children under protection (except in Bangor), as some complaints include more than one child per family.

(b) These courts handle only criminal caseload.

DISTRICT COURT--WAIVERS

TABLE DC-7

	1980	1981	1982	1983	1984	1985	1986	1987	% CHG. '86-'87
DISTRICT 1: Caribou	933	867	1,037	770	659	656	843	766	-9.1
Fort Kent	381	652	490	598	486	653	543	556	2.4
Madawaska (g)	340	293	302	227	235	414	466	408	-12.4
Van Buren (g)	131	207	128	58	51	116	152	96	-36.8
Sub Total	1,785	2,019	1,957	1,653	1,431	1,839	2,004	1,826	-8.9
DISTRICT 2: Houlton (c)	1,883	2,274	1,866	1,689	1,200	1,321	1,596	1,955	22.5
Presque Isle	1,313	1,185	1,200	1,197	1,231	1,055	1,264	1,497	18.4
Sub Total	3,196	3,459	3,066	2,886	2,431	2,376	2,860	3,452	20.7
DISTRICT 3: Bangor	2,939	3,230	4,255	3,704	4,717	6,693	8,363	9,036	8.0
Newport	1,505	1,198	1,238	873	1,350	1,409	1,704	2,854	67.5
Sub Total	4,444	4,428	5,493	4,577	6,067	8,102	10,067	11,890	18.1
DISTRICT 4: Calais	753	633	674	1,002	863	897	832	858	3.1
Machias	652	423	975	1,052	735	629	951	1,334	40.3
Sub Total	1,405	1,056	1,649	2,054	1,598	1,526	1,783	2,192	22.9
DISTRICT 5: Bar Harbor	343	374	406	345	346	625	560	626	11.8
Belfast	1,388	1,523	1,613	1,218	914	1,289	1,171	2,218	89.4
Ellsworth	1,357	2,082	3,257	2,735	2,364	2,117	2,476	2,768	11.8
Sub Total	3,088	3,979	5,276	4,298	3,624	4,031	4,207	5,612	33.4
DISTRICT 6: Bath	2,105	2,403	1,970	2,920	1,917	1,818	1,614	2,194	35.9
Brunswick	4,538	3,741	4,245	3,783	3,586	3,052	3,406	4,157	22.0
Rockland	1,309	1,500	1,522	1,089	1,419	1,557	1,335	1,876	40.5
Wiscasset	1,599	1,572	1,363	1,390	1,162	1,234	1,285	1,679	30.7
Sub Total	9,551	9,216	9,100	9,182	8,084	7,661	7,640	9,906	29.7
DISTRICT 7: Augusta (g)	6,904	6,081	5,405	2,429	2,922	8,027	8,818	9,377	6.3
Waterville	1,404	518	1,860	2,205	2,642	4,451	4,769	4,313	-9.6
Sub Total	8,308	6,599	7,265	4,634	5,564	12,478	13,587	13,690	.8
DISTRICT 8: Lewiston	5,200	4,758	4,939	5,373	6,043	8,171	7,167	8,147	13.7
Sub Total	5,200	4,758	4,939	5,373	6,043	8,171	7,167	8,147	13.7
DISTRICT 9: Bridgton	1,395	987	1,223	1,401	1,332	872	1,039	1,985	91.0
Portland (g)	16,333	18,375	19,237	7,021	16,977	20,174	27,568	27,295	-1.0
Sub Total	17,728	19,362	20,460	8,422	18,309	21,046	28,607	29,280	2.4
DISTRICT 10: Biddeford (g)	6,786	6,795	5,813	6,003	6,569	8,663	9,679	11,347	17.2
Kittery	4,858	4,004	3,930	5,422	6,326	7,699	7,212	9,456	31.1
Springvale	2,709	2,421	2,302	2,641	2,560	2,725	3,608	3,897	8.0
Sub Total	14,353	13,220	12,045	14,066	15,455	19,087	20,499	24,700	20.5
DISTRICT 11: Livermore Falls	492	381	544	500	552	606	545	627	15.0
Rumford	696	779	989	936	751	781	881	1,184	34.4
South Paris	543	488	422	455	494	452	552	550	-.4
Sub Total	1,731	1,648	1,955	1,891	1,797	1,839	1,978	2,361	19.4
DISTRICT 12: Farmington	1,116	1,802	1,730	1,696	1,770	1,572	1,472	1,557	5.8
Skowhegan	2,749	2,971	3,014	3,037	2,856	3,120	3,196	2,660	-16.8
Sub Total	3,865	4,773	4,744	4,733	4,626	4,692	4,668	4,217	-9.7
DISTRICT 13: Dover-Foxcroft	522	415	898	1,057	1,088	1,264	1,367	1,820	33.1
Lincoln	1,510	1,577	1,721	1,779	2,044	1,997	1,777	2,253	26.8
Millinocket (g)	925	711	544	930	1,074	1,187	1,313	1,438	9.5
Sub Total	2,957	2,703	3,163	3,766	4,206	4,448	4,457	5,511	23.6
<b>TOTAL (g)</b>	<b>77,611</b>	<b>77,220</b>	<b>81,112</b>	<b>67,535</b>	<b>79,235</b>	<b>97,296</b>	<b>109,524</b>	<b>122,784</b>	<b>12.1</b>

Footnotes appear at the end of this section.

**DISTRICT COURT ELECTRONIC RECORDING  
NUMBER OF TRANSCRIPTIONS: 1984 - 1987\***

TABLE DC-8

	1984	1985	1986	1987
<b>ORDER FOR TRANSCRIPTS</b>				
Appeal to Superior Court	189	201	188	206
Removal to Superior Court	0	0	1	0
Appeal to Law Court	5	17	16	18
Boundover Cases	30	26	12	28
Reference	135	148	171	175
<b>TOTAL***</b>	<b>359</b>	<b>392</b>	<b>(a) 388</b>	<b>(a) 427</b>
<b>CATEGORY OF TRANSCRIPT</b>				
Civil	39	39	39	41
Civil Motion	10	12	12	2
Custody - Dept. of Human Services	40	45	44	56
Mental Health	9	4	3	0
Mental Retardation	3	0	0	0
Divorce	16	26	30	45
Divorce Motion	24	26	26	41
Small Claim	7	9	12	12
Money Judgment	1	2	5	4
<b>Civil Sub Total</b>	<b>149</b>	<b>163</b>	<b>171</b>	<b>201</b>
Civil Violation	18	9	5	2
Traffic Infraction	23	15	12	13
<b>Civil Viol./Traff. Infr. Sub Total</b>	<b>41</b>	<b>24</b>	<b>17</b>	<b>15</b>
Criminal A-B-C	37	34	21	32
Criminal D-E	114	159	166	161
Juvenile A-B-C	8	12	10	7
Juvenile D-E	10	7	4	4
<b>Criminal Sub Total**</b>	<b>169</b>	<b>212</b>	<b>201</b>	<b>204</b>
<b>TOTAL***</b>	<b>359</b>	<b>399</b>	<b>389</b>	<b>420</b>

\* Includes transcripts for 33 District Court locations as well as Augusta Mental Health Institute, Bangor Mental Health Institute and Pineland Center.

\*\* 1984: Of the 169 criminal transcripts, 28 were for motions to suppress, 8 were for arraignments and 1 was for bail.

\*\* 1985: Of the 212 criminal transcripts, 17 were for motions to suppress, 7 were for sentencing, 25 were for arraignments and 4 were for bail.

\*\* 1986: Data not available.

\*\* 1987: Of the 204 criminal transcripts, 25 were for motions to suppress, 1 was for sentencing, 12 were for arraignments and 1 was for bail.

\*\*\* Discrepancies in totals result from combining docket numbers, either in request for hearing or when transcription is made.

(a) 1986: Of these 388 orders, 54 were of priority nature, and 73 were prepared at state expense.

(a) 1987: Of these 427 orders, 97 were of priority nature, and 87 were prepared at state expense.

**DISTRICT COURT ELECTRONIC RECORDING  
RECORDING TIME BY COURT LOCATION: 1984 - 1987**

TABLE DC-9

	1984		1985		1986		1987	
	NO.OF TAPES	TOTAL HOURS	NO.OF TAPES	TOTAL HOURS	NO.OF TAPES	TOTAL HOURS	NO.OF TAPES	TOTAL HOURS
Augusta	197	591	228	684	251	753	319	957
Bangor	226	678	267	801	278	834	304	912
Bar Harbor	26	78	28	84	31	93	31	93
Bath	75	225	89	267	80	240	97	291
Belfast	58	174	77	231	70	210	105	315
Biddeford	105	315	113	339	134	402	155	465
Bridgton	30	90	26	78	21	63	40	120
Brunswick	60	180	80	240	57	171	71	213
Calais	40	120	44	132	56	168	70	210
Caribou	49	147	48	144	65	195	64	192
Dover-Foxcroft	43	129	73	219	68	204	76	228
Ellsworth	62	186	101	303	140	420	158	474
Farmington	100	300	105	315	118	354	123	369
Fort Kent	17	51	17	51	22	66	16	48
Houlton	34	102	40	120	44	132	41	123
Kittery	67	201	76	228	72	216	88	264
Lewiston	238	714	301	903	291	873	299	897
Lincoln	25	75	30	90	42	126	35	105
Livermore Falls	11	33	17	51	26	78	25	75
Machias	39	117	35	105	61	183	68	204
Madawaska	28	84	19	57	21	63	34	102
Millinocket	33	99	42	126	36	108	33	99
Newport	33	99	39	117	38	114	45	135
Portland	340	1,020	417	1,251	443	1,329	441	1,323
Presque Isle	46	138	47	141	58	174	56	168
Rockland	100	300	99	297	128	384	107	321
Rumford	38	114	40	120	48	144	65	195
Skowhegan	164	492	188	564	220	660	207	621
South Paris	20	60	33	99	34	102	38	114
Springvale	63	189	70	210	71	213	70	210
Van Buren	11	33	3	9	5	15	3	9
Waterville	102	306	123	369	132	396	130	390
Wiscasset	85	255	120	360	110	330	122	366
Augusta Mental Health Inst.	86	258	21	63	94	282	23	69
Bangor Mental Health Inst.	25	75	100	300	19	57	83	249
Pineland Center	27	81	26	78	25	75	24	72
STATE TOTAL	2,703	8,109	3,182	9,546	3,409	10,227	3,666	10,998

**DISTRICT COURT**  
**CASE TYPE DEFINITIONS**

- CIVIL:** Includes all civil cases not separated out below, including forcible entry and detainer, neglect of children, and reciprocal cases. Does not include civil violations which were formally considered criminal cases.
- FAMILY ABUSE:** Includes protection from abuse cases under Title 19.
- MONEY JUDGMENTS:** Includes disclosure cases, but does not include small claims disclosures.
- SMALL CLAIMS:** Includes small claims cases.
- DIVORCE:** Includes all divorce cases, annulments, and judicial separations, but does not include reciprocals.
- MENTAL HEALTH:** Includes all mental health cases.
- JUVENILE:** Includes all offenses committed by juveniles.
- CRIMINAL A,B,C:** Includes all crimes classified as murder, A, B, or C. (Such offenses committed by juveniles are included in the "juvenile" category).
- CRIMINAL D,E:** Includes all Title 17A crimes classified as D or E, plus all other non-traffic criminal offenses such as Fish and Game, and Marine Resources. Does not include Title 29 violations. Does not include civil drug violations. (Such offenses committed by juveniles are included in the "juvenile" category).
- TRAFFIC CRIMINAL:** Includes all Title 28 and 29 Class D or E non-infraction traffic offenses such as Criminal OUI, Driving After Suspension, and Reckless Driving. Also includes PUC cases. (Such offenses committed by juveniles are included in the "juvenile" category).
- CIVIL VIOLATIONS AND TRAFFIC INFRACTIONS:** Includes all traffic infractions, Civil OUI cases, and those civil violations which have received a criminal docket number and which are punishable by fine, such as municipal ordinances, possession of a usable amount of marijuana, possession or transportation of liquor by minors, and dogs running at large. (Such offenses committed by juveniles are included in the "juvenile" category).

DISTRICT COURT  
FOOTNOTES

- (a) In Van Buren District Court, estimates were provided for 1980-1981 filings and 1980-1982 dispositions.
- (b) Family abuse filings and dispositions were counted as "civil" cases during 1981.
- (c) In Houlton District Court, estimates have been provided for 1982 traffic criminal and criminal D-E dispositions, and all waivers.
- (d) In Belfast District Court, estimates have been provided for 1982 criminal A-B-C and criminal D-E filings.
- (e) In Bridgton District Court during 1982, some cases were erroneously recorded as "criminal D-E" cases when they should have been "traffic criminal" cases.
- (f) In Portland District Court, the criminal A-B-C dispositions for 1982 included 345 cases which remained pending because they were not dismissed by the District Attorney when they resulted in indictments in the Superior Court.

- (g) Waivers data were incomplete during 1983 as follows:

Madawaska:	No waivers reported in October
Van Buren:	No waivers reported from May thru December
Augusta:	No waivers reported from March thru July
Portland:	No waivers reported from March thru October
Biddeford:	No waivers reported in June and August
Millinocket:	No waivers reported in March

- Waivers data were incomplete during 1984 as follows:

Augusta:	No waivers reported in July, August, September and December
----------	---

# APPENDIX IV

## ADMINISTRATIVE COURT

## CASELOAD STATISTICS



**ADMINISTRATIVE COURT  
JUDGES**

Hon. Edward W. Rogers, Administrative Court Judge

Hon. Dana A. Cleaves, Associate Administrative Court Judge

**ADMINISTRATIVE COURT  
CLERK**

Diane Nadeau

**ADMINISTRATIVE COURT CASELOAD STATISTICS**

Table AC-1 portrays Administrative Court caseload since 1980. While filings have fluctuated markedly over these years from a low of 285 to a high of 422, 1987's filings of 341 are only 3% higher than the 1980 level. The vast majority of this court's caseload originates from the Bureau of Liquor Enforcement.

Table AC-2 indicates the considerable amount of time contributed by Administrative Court judges and staff to the hearing of cases for the Superior Court and District Court. During 1987, the judges spent at least three weeks each month handling such cases. Secretaries acted as courtroom clerk when the judge heard Superior Court cases and spent 143 hours recording District Court cases.

ADMINISTRATIVE COURT CASELOAD STATISTICS

TABLE AC-1

	FILINGS								DISPOSITIONS							
	1980	1981	1982	1983	1984	1985	1986	1987	1980	1981	1982	1983	1984	1985	1986	1987
Appeal from Decis. of Bur.of Alcoholic Bvrgs.	2	-	-	1	-	1	-	1	2	-	-	-	-	1	-	1
Appeal from Board of Registration in Medicine	-	-	-	-	-	-	-	1	-	-	-	-	-	-	-	-
Appeal from Decision of D.O.T.	-	-	1	-	-	-	-	-	-	-	-	1	-	-	-	-
Appeal from Decision of Liquor Comm.	-	-	1	-	1	-	-	1	-	-	1	-	-	1	-	1
Board of Accountancy	-	1	-	-	-	-	-	-	-	1	-	-	-	-	-	-
Board of Chiropractic Examiners	-	-	-	-	1	-	-	-	-	-	-	-	-	-	-	-
Board of Dental Examiners	2	1	-	1	-	-	-	-	1	-	1	2	-	-	-	-
Board of Examiners of Psychologists	-	-	1	-	-	-	-	-	-	-	-	-	-	-	-	-
Brd.of Licens.of Psych.Facil. Other Than Hosp.	1	-	-	-	-	-	-	-	-	-	-	-	-	-	-	-
Board of Registration in Medicine	-	-	-	1	2	-	4	1	-	-	-	1	1	1	3	-
Brd.of Regis. of Substance Abuse Counselors	-	-	-	-	-	-	1	-	-	-	-	-	-	-	-	1
Brd. of Trustees of Me.Crim.Justice Academy	-	-	-	1	-	-	-	-	-	-	-	1	-	-	-	-
Bureau of Consumer Credit Protection	-	-	-	-	1	-	-	-	-	-	-	-	1	-	-	-
Bureau of Liquor Enforcement	293	285	255	318	395	273	348	327	235	282	283	290	403	279	364	299
Bureau of Maine State Police	11	2	4	-	-	-	8	2	12	3	3	-	-	-	10	2
Citizen Complaint Against a Notary Public	-	-	-	1	-	-	-	-	-	-	-	1	-	-	-	-
Commissioner of Educational & Cultural Serv.	-	-	-	-	-	-	-	1	-	-	-	-	-	-	-	1
Dept. of Environmental Protection	1	-	-	-	-	-	-	-	-	1	-	-	-	-	-	-
Department of Human Services	5	8	7	1	4	2	2	5	3	2	6	4	3	3	-	3
Dept. of Agricultural, Food & Rural Resources	-	-	-	-	1	-	-	-	-	-	-	-	-	-	-	-
Dept. of Inland Fisheries and Wildlife	-	-	-	3	-	-	-	-	-	1	-	1	-	-	-	-
Dept. of Marine Resources	-	-	6	-	-	-	-	-	-	-	5	1	-	-	-	-
Dept. of Mental Health & Retardation	-	-	1	-	-	-	-	-	-	-	-	1	-	-	-	-
Electricians Examining Board	-	-	-	-	1	-	-	-	-	-	-	-	1	-	-	-
Harness Racing Commission	15	13	8	17	12	-	1	-	5	7	8	13	11	2	1	-
Oil and Solid Fuel Licensing Board	-	-	-	-	1	-	-	-	-	-	-	-	-	1	-	-
Real Estate Commission	-	-	1	1	1	1	-	-	-	-	-	1	1	1	-	-
Secretary of State	-	-	-	-	-	-	-	1	-	-	-	-	-	-	-	1
State Board of Nursing	-	1	-	2	1	-	-	1	-	1	-	1	2	-	-	-
Superintendent of Insurance	-	-	-	2	1	1	-	-	-	-	-	2	1	1	-	-
<b>TOTAL</b>	<b>330</b>	<b>311</b>	<b>285</b>	<b>349</b>	<b>422</b>	<b>278</b>	<b>364</b>	<b>341</b>	<b>258</b>	<b>298</b>	<b>307</b>	<b>320</b>	<b>424</b>	<b>290</b>	<b>378</b>	<b>309</b>

**DISTRICT COURT CASES HEARD BY ADMINISTRATIVE COURT JUDGES**

TABLE AC-2

	1983	1983	1984	1984	1985	1985	1986	1986	1987	1987
	Hearings Held	Cases Disposed	Hearings Held	Cases Disposed	Hearings Held	Cases Disposed	Hearings Held	Cases Disposed	Hearings Held	Cases Disposed
Divorce	231	149	99	124	142	99	102	91	102	85
Civil	172	90	70	43	61	36	83	52	38	25
Small Claims	268	268	137	113	1	1	15	15	-	-
Disclosures	110	110	36	36	-	-	15	15	-	-
Forcible Entry & Detainer	14	14	2	2	-	-	-	-	-	-
Family Abuse	2	2	-	-	2	2	1	1	-	-
Protective Custody	96	96	1	1	-	-	-	-	-	-
Criminal Arraignment	10	10	-	-	-	-	-	-	-	-
<b>TOTAL</b>	<b>903</b>	<b>739</b>	<b>345</b>	<b>319</b>	<b>206</b>	<b>138</b>	<b>216</b>	<b>174</b>	<b>140</b>	<b>110</b>

The Administrative Court judges devoted at least 1-1/2 weeks each month to the hearing of District Court cases. The Administrative Court secretaries devoted 143 hours to recording these cases in 1987.

**SUPERIOR COURT CASES HEARD BY ADMINISTRATIVE COURT JUDGES**

	1984	1984	1985	1985	1986	1986	1987	1987
	Hearings Held	Cases Disposed	Hearings Held	Cases Disposed	Hearings Held	Cases Disposed	Hearings Held	Cases Disposed
Divorce	221	145	196	155	207	220	301	243
Civil	39	30	26	21	28	26	16	10
Protection From Abuse	1	1	-	-	-	-	-	-
<b>TOTAL</b>	<b>261</b>	<b>176</b>	<b>222</b>	<b>176</b>	<b>235</b>	<b>246</b>	<b>317</b>	<b>253</b>

The Administrative Court judges devoted at least 1-1/2 weeks each month to the hearing of Superior Court cases. The Administrative Court secretaries serve as courtroom clerk for these cases.

# APPENDIX V

## COURT MEDIATION SERVICE

### CASELOAD STATISTICS

## COURT MEDIATION SERVICE CASELOAD STATISTICS

The Court Mediation Service provides a supplementary method of dispute resolution for a variety of civil cases extending from small claims, landlord-tenant, and domestic relations to contract and damage cases in the District and Superior Courts.

Pursuant to 4 M.R.S.A. §18, the Chief Justice of the Supreme Judicial Court established the Court Mediation Committee to set policy for and monitor the Court Mediation Service, and the Court Mediators' Selection Committee to assume responsibility for the selection, training and evaluation of mediators. The Director of the Court Mediation Service is Lincoln H. Clark, and Jane Orbeton is Deputy Director; both are appointed from among the mediators. Associate Administrative Court Judge Dana A. Cleaves serves as judicial liaison to the Service. In order to simplify administration, the mediators are divided into seven regions, each headed by a mediator serving as regional coordinator. Court mediators are independent contractors, receiving per diem fees and travel expenses. Mediations held during 1987 were conducted by 54 mediators. During the year, one new mediator was added and one mediator left service. The District Court is responsible for providing clerical assistance for the Court Mediation Service office and arranges for appropriate facilities in which to hold mediations.

Tables CM-1, CM-2 and CM-3 provide detailed information about the cases mediated. Cases requiring more than one mediation session are still reflected as one case on these tables. Table CM-4 is the only table detailing information by mediation session. In 1987, there were a total of 4,404 cases mediated, requiring 4,970 mediation sessions.

Table CM-2: Of the 4,404 cases mediated, 4,140 were in the District Court and 264 were Superior Court cases. Almost 50% of all mediated cases were resolved by mediators, while 28% were referred to the judge for trial. The rate resolved was 51% in the District Court and 33% in the Superior Court.

Table CM-3: In the District Court, 69% of the cases were domestic, 30% were small claims and 1% were civil. The Superior Court's mediation caseload was 98% domestic and 2% civil.

Table CM-4: From 1983 to 1987, the number of mediation sessions rose from 1,230 in 1983 to 4,970 in 1987, a 304% increase.

COURT MEDIATION SERVICE  
 CASES MEDIATED BY TYPE OF CASE  
 1986 - 1987

TABLE CM-1

DISTRICT COURT	1986			1987			Total
	Domestic	Non-Domestic	Total	Domestic	Small Claims	Civil	
- AUGUSTA	168	50	218	178	65	0	243
- BANGOR	177	50	227	263	65	0	328
- BAR HARBOR	17	7	24	23	14	0	37
- BATH	93	26	119	102	26	1	129
- BELFAST	35	8	43	65	25	1	91
- BIDDEFORD	197	96	293	224	148	3	375
- BRIDGTON	24	27	51	20	30	0	50
- BRUNSWICK	55	30	85	83	39	2	124
- CALAIS	15	0	15	15	0	0	15
- CARIBOU	60	0	60	45	0	0	45
- DOVER-FOXCROFT	36	26	62	69	24	1	94
- ELLSWORTH	54	28	82	71	21	0	92
- FARMINGTON	59	55	114	63	32	0	95
- FORT KENT	1	0	1	0	0	0	0
- HOULTON	29	0	29	27	0	0	27
- KITTERY	50	51	101	72	48	0	120
- LEWISTON	168	92	260	231	143	1	375
- LINCOLN	30	14	44	30	27	0	57
- LIVERMORE FALLS	12	0	12	14	0	0	14
- MACHIAS	33	0	33	40	2	0	42
- MADAWASKA	23	0	23	20	0	0	20
- MILLINOCKET	24	21	45	36	12	1	49
- NEWPORT	31	15	46	54	7	0	61
- PORTLAND	321	183	504	480	261	9	750
- PRESQUE ISLE	50	0	50	55	0	0	55
- ROCKLAND	91	46	137	120	86	0	206
- RUMFORD	26	0	26	51	0	1	52
- SKOWHEGAN	77	51	128	104	43	1	148
- SOUTH PARIS	34	0	34	52	0	0	52
- SPRINGVALE	66	44	110	100	46	0	146
- WATERVILLE	87	45	132	90	50	0	140
- WISCASSET	60	30	90	76	30	2	108
District Court Total	2203	995	3198	2873	1244	23	4140
% of total	68.9	31.1	100.0	69.4	30.0	0.6	100.0
<b>SUPERIOR COURT</b>							
- ANDROSCOGGIN	8	0	8	18	-	0	18
- AROOSTOOK	7	0	7	7	-	0	7
- CUMBERLAND	68	1	69	119	-	1	120
- FRANKLIN	13	0	13	9	-	0	9
- HANCOCK	6	0	6	5	-	0	5
- KENNEBEC	15	0	15	5	-	0	5
- KNOX	5	0	5	6	-	0	6
- LINCOLN	4	0	4	3	-	1	4
- OXFORD	10	0	10	9	-	1	10
- PENOBSCOT	15	0	15	13	-	0	13
- PISCATAQUIS	1	0	1	0	-	0	0
- SAGADAHOC	4	0	4	7	-	0	7
- SOMERSET	37	0	37	26	-	1	27
- WALDO	1	0	1	1	-	0	1
- WASHINGTON	1	0	1	5	-	0	5
- YORK	18	0	18	26	-	1	27
Superior Court Total	213	1	214	259	-	5	264
% of total	99.5	0.5	100.0	98.1	-	1.9	100.0
TOTAL	2416	996	3412	3132	1244	28	4404
% of total	70.8	29.2	100.0	71.1	28.2	0.6	100.0

NOTES:

Cases requiring more than one mediation session are counted as one case.  
 The "Non-Domestic" category in 1986 includes small claims and civil.  
 The Superior Court does not handle small claims cases.

COURT MEDIATION SERVICE  
 CASES MEDIATED BY TYPE OF DISPOSITION  
 1986 - 1987 SUMMARY

TABLE CM-2

DISTRICT COURT	1986					1987								
	RESOLVED BY MEDIATOR		REFERRED TO TRIAL		OTHER	TOTAL	RESOLVED BY MEDIATOR		REFERRED TO TRIAL		OTHER	TOTAL		
	#	%	#	%			#	%	#	%			#	%
Augusta	98	45.0	54	24.8	66	30.3	218	115	47.3	73	30.0	55	22.6	243
Bangor	103	45.4	60	26.4	64	28.2	227	156	47.6	102	31.1	70	21.3	328
Bar Harbor	5	20.8	9	37.5	10	41.7	24	19	51.4	10	27.0	8	21.6	37
Bath	62	52.1	18	15.1	39	32.8	119	73	56.6	21	16.3	35	27.1	129
Belfast	19	44.2	12	27.9	12	27.9	43	59	64.8	25	27.5	7	7.7	91
Biddeford	123	42.0	68	23.2	102	34.8	293	200	53.3	97	25.9	78	20.8	375
Bridgton	19	37.3	20	39.2	12	23.5	51	25	50.0	20	40.0	5	10.0	50
Brunswick	42	49.4	18	21.2	25	29.4	85	70	56.5	25	20.2	29	23.4	124
Calais	5	33.3	5	33.3	5	33.3	15	4	26.7	8	53.3	3	20.0	15
Caribou	26	43.3	14	23.3	20	33.3	60	20	44.4	19	42.2	6	13.3	45
Dover-Foxcroft	32	51.6	19	30.6	11	17.7	62	46	48.9	32	34.0	16	17.0	94
Ellsworth	31	37.8	22	26.8	29	35.4	82	41	44.6	35	38.0	16	17.4	92
Farmington	56	49.1	29	25.4	29	25.4	114	41	43.2	37	38.9	17	17.9	95
Fort Kent	0	0.0	1	100.0	0	0.0	1	0	--	0	--	0	--	0
Houlton	4	13.8	6	20.7	19	65.5	29	11	40.7	9	33.3	7	25.9	27
Kittery	43	42.6	31	30.7	27	26.7	101	47	39.2	34	28.3	39	32.5	120
Lewiston	119	45.8	69	26.5	72	27.7	260	198	52.8	104	27.7	73	19.5	375
Lincoln	23	52.3	11	25.0	10	22.7	44	33	57.9	19	33.3	5	8.8	57
Livermore Falls	6	50.0	1	8.3	5	41.7	12	5	35.7	6	42.9	3	21.4	14
Machias	13	39.4	8	24.2	12	36.4	33	21	50.0	19	45.2	2	4.8	42
Madawaska	8	34.8	7	30.4	8	34.8	23	7	35.0	8	40.0	5	25.0	20
Millinocket	23	51.1	15	33.3	7	15.6	45	24	49.0	24	49.0	1	2.0	49
Newport	20	43.5	17	37.0	9	19.6	46	32	52.5	18	29.5	11	18.0	61
Portland	232	46.0	130	25.8	142	28.2	504	405	54.0	172	22.9	173	23.1	750
Presque Isle	13	26.0	22	44.0	15	30.0	50	10	18.2	30	54.5	15	27.3	55
Rockland	66	48.2	32	23.4	39	28.5	137	117	56.8	51	24.8	38	18.4	206
Rumford	11	42.3	6	23.1	9	34.6	26	27	51.9	13	25.0	12	23.1	52
Skowhegan	71	55.5	17	13.3	40	31.3	128	74	50.0	30	20.3	44	29.7	148
South Paris	12	35.3	11	32.4	11	32.4	34	28	53.8	9	17.3	15	28.8	52
Springvale	45	40.9	32	29.1	33	30.0	110	73	50.0	43	29.5	30	20.5	146
Waterville	55	41.7	37	28.0	40	30.3	132	65	46.4	49	35.0	26	18.6	140
Wiscasset	41	45.6	23	25.6	26	28.9	90	48	44.4	30	27.8	30	27.8	108
Dist. Ct. Total	1426	44.6	824	25.8	948	29.6	3198	2094	50.6	1172	28.3	874	21.1	4140

SUPERIOR COURT

Androscoggin	1	12.5	2	25.0	5	62.5	8	6	33.3	6	33.3	6	33.3	18
Aroostook	4	57.1	2	28.6	1	14.3	7	3	42.9	1	14.3	3	42.9	7
Cumberland	25	36.2	11	15.9	33	47.8	69	33	27.5	30	25.0	57	47.5	120
Franklin	2	15.4	5	38.5	6	46.2	13	2	22.2	5	55.6	2	22.2	9
Hancock	0	0.0	2	33.3	4	66.7	6	3	60.0	0	0.0	2	40.0	5
Kennebec	6	40.0	2	13.3	7	46.7	15	1	20.0	2	40.0	2	40.0	5
Knox	2	40.0	0	0.0	3	60.0	5	2	33.3	3	50.0	1	16.7	6
Lincoln	1	25.0	2	50.0	1	25.0	4	2	50.0	1	25.0	1	25.0	4
Oxford	1	10.0	4	40.0	5	50.0	10	1	10.0	3	30.0	6	60.0	10
Penobscot	3	20.0	5	33.3	7	46.7	15	7	53.8	4	30.8	2	15.4	13
Piscataquis	0	0.0	0	0.0	1	100.0	1	0	--	0	--	0	--	0
Sagadahoc	1	25.0	0	0.0	3	75.0	4	1	14.3	2	28.6	4	57.1	7
Somerset	15	40.5	8	21.6	14	37.8	37	11	40.7	6	22.2	10	37.0	27
Waldo	0	0.0	0	0.0	1	100.0	1	0	0.0	0	0.0	1	100.0	1
Washington	0	0.0	1	100.0	0	0.0	1	2	40.0	2	40.0	1	20.0	5
York	8	44.4	6	33.3	4	22.2	18	14	51.9	2	7.4	11	40.7	27
Sup. Ct. Total	69	32.2	50	23.4	95	44.4	214	88	33.3	67	25.4	109	41.3	264
TOTAL	1495	43.8	874	25.6	1043	30.6	3412	2182	49.5	1239	28.1	983	22.3	4404

NOTES:

Cases requiring more than one mediation session are counted as one case.

"Other" includes cases in which the parties (a) intended to negotiate further without the mediator and (b) continued to another mediation session held in the next year.

COURT MEDIATION SERVICE  
 CASES MEDIATED BY TYPE OF DISPOSITION  
 1987 Detail

TABLE CM-3

District Court	RESOLVED BY MEDIATOR			REFERRED TO TRIAL			CONTINUED			OTHER			TOTAL			GRAND TOTAL
	DM	SC	CV	DM	SC	CV	DM	SC	CV	DM	SC	CV	DM	SC	CV	
- AUGUSTA	86	29	0	42	31	0	19	4	0	31	1	0	178	65	0	243
- BANGOR	121	35	0	74	28	0	50	2	0	18	0	0	263	65	0	328
- BAR HARBOR	11	8	0	4	6	0	4	0	0	4	0	0	23	14	0	37
- BATH	53	20	0	16	5	0	19	1	1	14	0	0	102	26	1	129
- BELFAST	43	15	1	16	9	0	4	1	0	2	0	0	65	25	1	91
- BIDDEFORD	112	86	2	41	56	0	42	5	0	29	1	1	224	148	3	375
- BRIDGTON	12	13	0	5	15	0	2	1	0	1	1	0	20	30	0	50
- BRUNSWICK	44	25	1	13	12	0	18	2	1	8	0	0	83	39	2	124
- CALAIS	4	0	0	8	0	0	2	0	0	1	0	0	15	0	0	15
- CARIBOU	20	0	0	19	0	0	3	0	0	3	0	0	45	0	0	45
- DOVER-FOXCROFT	30	15	1	23	9	0	15	0	0	1	0	0	69	24	1	94
- ELLSWORTH	28	13	0	29	6	0	8	1	0	6	1	0	71	21	0	92
- FARMINGTON	22	19	0	26	11	0	4	1	0	11	1	0	63	32	0	95
- HOULTON	11	0	0	9	0	0	6	0	0	1	0	0	27	0	0	27
- KITTERY	26	21	0	15	19	0	15	6	0	16	2	0	72	48	0	120
- LEWISTON	117	81	0	47	57	0	44	5	1	23	0	0	231	143	1	375
- LINCOLN	13	20	0	13	6	0	4	1	0	0	0	0	30	27	0	57
- LIVERMORE FALLS	5	0	0	6	0	0	3	0	0	0	0	0	14	0	0	14
- MACHIAS	21	0	0	17	2	0	0	0	0	2	0	0	40	2	0	42
- MADAWASKA	7	0	0	8	0	0	2	0	0	3	0	0	20	0	0	20
- MILLINOCKET	17	6	1	18	6	0	1	0	0	0	0	0	36	12	1	49
- NEWPORT	30	2	0	14	4	0	6	0	0	4	1	0	54	7	0	61
- PORTLAND	246	154	5	85	84	3	88	19	1	61	4	0	480	261	9	750
- PRESQUE ISLE	10	0	0	30	0	0	12	0	0	3	0	0	55	0	0	55
- ROCKLAND	73	44	0	15	36	0	22	5	0	10	1	0	120	86	0	206
- RUMFORD	26	0	1	13	0	0	10	0	0	2	0	0	51	0	1	52
- SKOWHEGAN	43	30	1	19	11	0	32	2	0	10	0	0	104	43	1	148
- SOUTH PARIS	28	0	0	9	0	0	10	0	0	5	0	0	52	0	0	52
- SPRINGVALE	47	26	0	27	16	0	9	4	0	17	0	0	100	46	0	146
- WATERVILLE	44	21	0	23	26	0	6	2	0	17	1	0	90	50	0	140
- WISCASSET	35	12	1	15	14	1	11	3	0	15	1	0	76	30	2	108
District Court Total	1385	695	14	699	469	4	471	65	4	318	15	1	2873	1244	23	4140
% of total	48.2	55.9	60.9	24.3	37.7	17.4	16.4	5.2	17.4	11.1	1.2	4.3	100.0	100.0	100.0	
<b>Superior Court</b>																
- ANDROSCOGGIN	6	-	0	6	-	0	3	-	0	3	-	0	18	-	0	18
- AROOSTOOK	3	-	0	1	-	0	3	-	0	0	-	0	7	-	0	7
- CUMBERLAND	33	-	0	30	-	0	38	-	0	18	-	1	119	-	1	120
- FRANKLIN	2	-	0	5	-	0	1	-	0	1	-	0	9	-	0	9
- HANCOCK	3	-	0	0	-	0	2	-	0	0	-	0	5	-	0	5
- KENNEBEC	1	-	0	2	-	0	1	-	0	1	-	0	5	-	0	5
- KNOX	2	-	0	3	-	0	1	-	0	0	-	0	6	-	0	6
- LINCOLN	1	-	1	1	-	0	1	-	0	0	-	0	3	-	1	4
- OXFORD	1	-	0	2	-	1	2	-	0	4	-	0	9	-	1	10
- PENOBSCOT	7	-	0	4	-	0	0	-	0	2	-	0	13	-	0	13
- PISCATAQUIS	0	-	0	0	-	0	0	-	0	0	-	0	0	-	0	0
- SAGADAHOC	1	-	0	2	-	0	2	-	0	2	-	0	7	-	0	7
- SOMERSET	11	-	0	6	-	0	7	-	1	2	-	0	26	-	1	27
- WALDO	0	-	0	0	-	0	0	-	0	1	-	0	1	-	0	1
- WASHINGTON	2	-	0	2	-	0	1	-	0	0	-	0	5	-	0	5
- YORK	13	-	1	2	-	0	7	-	0	4	-	0	26	-	1	27
Superior Court Total	86	-	2	66	-	1	69	-	1	38	-	1	259	-	5	264
% of total	33.2	-	40.0	25.5	-	20.0	26.6	-	20.0	14.7	-	20.0	100.0	-	100.0	
<b>TOTAL</b>	<b>1471</b>	<b>695</b>	<b>16</b>	<b>765</b>	<b>469</b>	<b>5</b>	<b>540</b>	<b>65</b>	<b>5</b>	<b>356</b>	<b>15</b>	<b>2</b>	<b>3132</b>	<b>1244</b>	<b>28</b>	<b>4404</b>

NOTES:

A case may require more than one mediation session.  
 "Other" includes cases in which the parties intended to negotiate further without the mediator.  
 The Superior Court does not handle small claims cases.



COURT MEDIATION SERVICE  
Mediation SESSIONS  
1983 - 1987

TABLE CM-4

	DOMESTIC				NON-DOMESTIC				TOTAL DOMESTIC & NON-DOMESTIC						
	RESOLVED BY MEDIATOR	REFERRED TO TRIAL	OTHER	TOTAL DOMESTIC	RESOLVED BY MEDIATOR	REFERRED TO TRIAL	OTHER	TOTAL NON-DOMESTIC	RESOLVED BY MEDIATOR	% OF TOTAL	REFERRED TO TRIAL	% OF TOTAL	OTHER	% OF TOTAL	GRAND TOTAL
<b>1983</b>															
Dist. Ct.	143	43	95	281	534	256	89	879	677	58.4	299	25.8	184	15.9	1160
Sup. Ct.	30	10	29	69	1	0	0	1	31	44.3	10	14.3	29	41.4	70
Total	173	53	124	350	535	256	89	880	708	57.6	309	25.1	213	17.3	1230
%	49.4	15.1	35.4	100.0	60.8	29.1	10.1	100.0							
<b>1984</b>															
Dist. Ct.	897	353	443	1693	535	274	76	885	1432	55.5	627	24.3	519	20.1	2578
Sup. Ct.	53	49	64	166	0	0	0	0	53	31.9	49	29.5	64	38.6	166
Total	950	402	507	1859	535	274	76	885	1485	54.1	676	24.6	583	21.2	2744
%	51.1	21.6	27.3	100.0	60.5	31.0	8.6	100.0							
<b>1985</b>															
Dist. Ct.	1852	769	1866	4487	584	484	89	1157	2436	43.2	1253	22.2	1955	34.6	5644
Sup. Ct.	99	98	234	431	0	0	0	0	99	23.0	98	22.7	234	54.3	431
Total	1951	867	2100	4918	584	484	89	1157	2535	41.7	1351	22.2	2189	36.0	6075
%	39.7	17.6	42.7	100.0	50.5	41.8	7.7	100.0							
<b>1986</b>															
Dist. Ct.	998	482	1170	2650	527	390	103	1020	1525	41.6	872	23.8	1273	34.7	3670
Sup. Ct.	72	54	123	249	0	1	0	1	72	28.8	55	22.0	123	49.2	250
Total	1070	536	1293	2899	527	391	103	1021	1597	40.7	927	23.6	1396	35.6	3920
%	36.9	18.5	44.6	100.0	51.6	38.3	10.1	100.0							
<b>1987</b>															
Dist. Ct.	1455	717	1151	3323	724	489	99	1312	2179	47.0	1206	26.1	1250	27.0	4635
Sup. Ct.	96	73	161	330	2	1	2	5	98	29.3	74	22.1	163	48.7	335
Total	1551	790	1312	3653	726	490	101	1317	2277	45.8	1280	25.8	1413	28.4	4970
%	42.5	21.6	35.9	100.0	55.1	37.2	7.7	100.0							

NOTES: "Other" includes cases in which the parties (a) intended to negotiate further without the mediator and (b) continued to another mediation session held in the next year.  
The decrease in the percentage of resolved mediations in 1985 compared to previous years is largely due to the change from voluntary to mandatory mediation and the impact of mediating all cases. It may also be the result of refinements made to the mediator's reporting forms.

# APPENDIX VI

## COURT APPOINTED SPECIAL ADVOCATE (CASA)

### CASELOAD STATISTICS

## **COURT APPOINTED SPECIAL ADVOCATE PROGRAM (CASA)**

The CASA Program was established in 1985 to address the needs of abused and neglected children by using trained volunteers to advocate for these children. The volunteers are paid only for their travel and out-of-pocket expenses, and largely replace state-paid attorneys who had routinely served as guardians ad litem for the children prior to the program's development. Mary-Gay Kennedy, Esq. serves as program director and District Court Judge John B. Beliveau is the judicial liaison.

Prior to becoming an active CASA, all volunteers must submit an extensive application, provide three references who are asked to provide detailed information in answer to specific questions and undergo intensive training. The training is provided by the Office of the Attorney General, the judiciary, the Department of Human Services, private attorneys, the program director, a child development psychologist and by some of the experienced volunteers themselves. In addition to the training, the volunteers receive a 200-page CASA manual which contains all of the above information as well as forms, selected articles, examples of reports, etc. The volunteers meet every eight to ten weeks as a group for support and continuing education, and the program director speaks individually with volunteers anywhere from once a day to once a month depending on the status of their experience and case activity.

The CASA volunteer, as the child's guardian ad litem, is a party to all judicial and administrative proceedings. While each case is different, the CASA volunteer spends approximately 10 to 15 hours doing research and conducting interviews prior to the first court appearance. More complicated cases take longer. Once initiated into the system, volunteers work about four to six hours per month for approximately 24 months on each case they are assigned.

The following tables present information by fiscal year. Table CS-1 details the status and residence of the volunteers, and Table CS-2 analyzes their caseload. In Brunswick, Lewiston, Portland, Rockland and Wiscasset, CASA was operational for a portion of FY'86 and all of FY'87. The program served Bangor, Bath, Biddeford, Ellsworth, Houlton and Machias for a portion of FY'87. In addition, volunteers had been recruited and trained, and were ready to receive cases in Augusta, Belfast, Bridgton and Waterville by the end of FY'87.

**CASA VOLUNTEER ANALYSIS**  
**July 1, 1985 through June 30, 1987**

Table CS-1

<b>Number of Volunteers Trained</b>	146
(Of this 146, 13 volunteers have withdrawn from the program, 6 volunteers will not be assigned cases, 5 volunteers are presently active but will not be available to take new cases and 8 volunteers currently have a case under strict supervision but will not be assigned again due to performance.)	
<b>Number of Volunteers Originally Assigned at Least One Case</b>	106
<b>Number of Volunteers Currently Active</b>	97
40 volunteers are active in one case. 35 volunteers are active in two cases. 10 volunteers are active in three cases. 12 volunteers are active in four or more cases.	
<b>Number of Volunteers Available to Handle Future Caseload</b>	98
<b>Number of Volunteers Serving Each District</b>	
<b>Court Location</b>	
SOUTH	
Augusta	3
Bath	4
Belfast	4
Biddeford	11
Bridgton	1
Brunswick	5
Lewiston	12
Portland	45
Rockland	10
Waterville	3
Wiscasset	5
Any Area	3
Sub-Total	106
NORTH	
Bangor	14
Ellsworth	2
Houlton	1
Machias	1
Sub-Total	18
<b>TOTAL</b>	<b>124 *</b>

\* Of the 98 volunteers available to handle future caseload, 72 serve one court and 26 serve two courts.

**CASA CASELOAD ANALYSIS**  
**July 1, 1985 through June 30, 1987**

**Total Number of Cases Assigned to CASA  
 Volunteers** **2 2 7**

Bangor	9
Bath	1
Biddeford	21
Brunswick	6
Lewiston	65
Portland	94
Rockland	23
Wiscasset	8
<b>TOTAL</b>	<b>227</b>

**Total Number of Children Involved** **296**

**Number of Active Cases** **1 9 1**

**Number of Children Involved in Active Cases** **257**

Age of Children	Number of Children	Percent of Total
under 2	42	16%
2 - 4	54	21%
5 - 9	56	22%
10 - 14	72	28%
15 & over	33	13%
<b>Total</b>	<b>257</b>	<b>100%</b>

**Number of Dismissed Cases** **3 6**

**Number of Children Involved in Dismissed Cases** **3 9**

Age of Children	Number of Children
under 2	8
2 - 4	9
5 - 9	6
10 - 14	9
15 & over	7
<b>Total</b>	<b>39</b>