



State of Oklahoma

# The Judiciary

Annual Report  
• FY-88 •

Administrative Office of the Courts

CR-Sent

115767

141

115767  
pt1

---

State of Oklahoma

---

# The Judiciary

---

Annual Report  
• FY-88 •

---

115767

U.S. Department of Justice  
National Institute of Justice

This document has been reproduced exactly as received from the person or organization originating it. Points of view or opinions stated in this document are those of the authors and do not necessarily represent the official position or policies of the National Institute of Justice.

Permission to reproduce this copyrighted material has been granted by

Oklahoma Administrative  
Office of the Courts

to the National Criminal Justice Reference Service (NCJRS).

Further reproduction outside of the NCJRS system requires permission of the copyright owner.

Administrative Office of the Courts



## SUPREME COURT OF OKLAHOMA

ADMINISTRATIVE OFFICE OF THE COURTS  
1915 N. STILES, SUITE 305  
OKLAHOMA CITY, OKLAHOMA 73105

HOWARD W. CONYERS  
DIRECTOR  
(405) 521-2450

### TO THE MEMBERS OF THE OKLAHOMA LEGISLATURE:

The enclosed Annual Report and Statistical Appendix of the Oklahoma Judiciary is respectfully submitted to you. We are pleased and proud to report that the judicial branch of state government is preserving Oklahoma's tradition of providing quality justice to the citizens of our state.

As a part of our efforts to foster and preserve that tradition, we continue to explore and expand the role of computers in the courts. Computerization of functions in the court clerk's offices has now been or soon will be extended to five of our district courts having the largest caseloads. That project, utilizing the mainframe computer located in our office, continues to provide significant savings in time and money to the courts and litigants.

Throughout this year, the Supreme Court worked diligently toward its goal of resolving all appeals within three hundred days of filing. The implementation of the computerized tracking of issues raised on appeal will greatly assist the Court in achieving this goal. The resolution of cases by the Court of Appeals utilizing summary disposition and memorandum opinions has also proved effective in reaching this goal. Despite these efforts, the three hundred day goal will be unattainable without an increase in the number of support personnel in the Supreme Court and Court of Appeals.

The electronic jury selection plan, in place statewide with the aid of this office, is also achieving substantial savings in the operation of our trial courts. The use of personal computers in the management of traffic and misdemeanor dockets, although in the developmental stage, seems similarly promising.

In June, the Supreme Court sponsored the Sovereignty Symposium. This conference, which was attended by 450 persons from throughout the nation, focused on issues and developments in federal, state and tribal law and the interrelationships of those governments.

I want to express my appreciation to Chief Justice John B. Doolin and the Justices of the Oklahoma Supreme Court for their support and assistance to our office during this time of transition. Similarly, the support and aid of the members of the Forty-first Session of the Oklahoma Legislature is gratefully acknowledged. The production of this report and the proud accomplishments it depicts would have been impossible without the cooperation of this state's dedicated judges and court clerks, and the staff of the Administrative Office of the Courts.

Respectfully submitted,

Howard W. Conyers  
Administrative Director of the Courts

# The Oklahoma Judicial System

## Table of Contents

---

### • THE JUDICIARY •

Court Structure .....	3
Organizational Chart .....	4
The Supreme Court .....	5
Caseload Inventory .....	8
Map of Judicial Districts .....	9
The Court of Criminal Appeals .....	10
Caseload Inventory .....	11
Map of Judicial Districts .....	12
The Court of Appeals .....	13
Caseload Inventory .....	13
Map of Judicial Districts .....	16
The District Courts .....	17
Map of Judicial Districts .....	18
Assembly of Presiding Judges .....	19
Judges of the District Courts .....	20
Clerks of the District Courts .....	25
The Court on the Judiciary .....	26
The Council on Judicial Complaints .....	27
The Judicial Nominating Commission .....	28
Foster Care Review Board .....	29
Roger Mills County Courthouse .....	30

### • JUDICIAL ADMINISTRATION •

The Administrative Office of the Courts .....	33
Functional Organization Chart .....	35
Staff Organizational Chart .....	36
Dispute Mediation Services .....	37

### • JUDICIAL FUNDING •

Funding for the Courts .....	41
Funding Flow Chart .....	42
Total Appropriations for FY-88 .....	44
Funding Chart .....	45
Expenditures from Court Funds .....	46
Contributions to the State Judicial Fund .....	48
State Judicial Fund Total Contributions for 1984 - 1988 .....	49
Statutory Judicial Fund Expenditures .....	50
Statewide Cost of Legal Representation for Indigents .....	51

### • STATISTICAL SUMMARY •

District Court Statistics .....	55
Statewide Caseload Inventory Summary .....	56
Method of Disposition of Civil Cases .....	57
Method of Disposition of Criminal Cases .....	58
Statewide Totals for General Civil .....	59
Domestic Relations .....	60
Small Claims .....	61
Probate .....	62
Felonies .....	63
Misdemeanors .....	64
Population and Cases Per District Court Judge .....	65
Oklahoma Judicial Conference .....	66

The Oklahoma Judiciary Annual Report for Fiscal Year 1988 and Statistical Appendix, printed by the Office of Public Affairs, Central Printing Division, are issued by the Administrative Director of the Courts as authorized by 20 O.S. 1981, §16.11. Seven Hundred (700) copies of the Annual Report and Five Hundred Fifty (550) copies of the Appendix have been prepared and distributed at a cost of \$6,559.00. Copies of both have been deposited with the Publications Clearinghouse of the Oklahoma Department of Libraries.

---

## THE JUDICIARY

---

---

# Court Structure

---

The third branch of the government, the judiciary, is constitutionally vested with powers which are separate and distinct from the executive and legislative branches of government. The current court structure was adopted in 1969 by constitutional amendment. Jurisdiction of the courts in Oklahoma is divided into four categories:

- 1) Courts of last resort;
- 2) Intermediate appellate courts;
- 3) Courts of general jurisdiction; and
- 4) Courts of limited jurisdiction.

## **Courts of Last Resort**

Two courts fall into this category — the Supreme Court and the Court of Criminal Appeals. In addition to having jurisdiction over all civil appeals, the Supreme Court has general superintending control over all inferior courts, agencies, commissions and boards created by law, with the exception of the Court on the Judiciary and the Senate sitting as a Court of Impeachment. The Court of Criminal Appeals has appellate jurisdiction in criminal cases.

## **Intermediate Appellate Courts**

The Court of Appeals, created in 1970, is Oklahoma's intermediate appellate court. Jurisdiction of the Court of Appeals is prescribed by the Supreme Court. The Court of Appeals hears and decides cases assigned to it by the Supreme Court.

## **Courts of General Jurisdiction**

In Oklahoma, the court of general jurisdiction is the District Court. The state is divided into twenty-six district court judicial districts. The District Court has unlimited original jurisdiction over all justiciable matters.

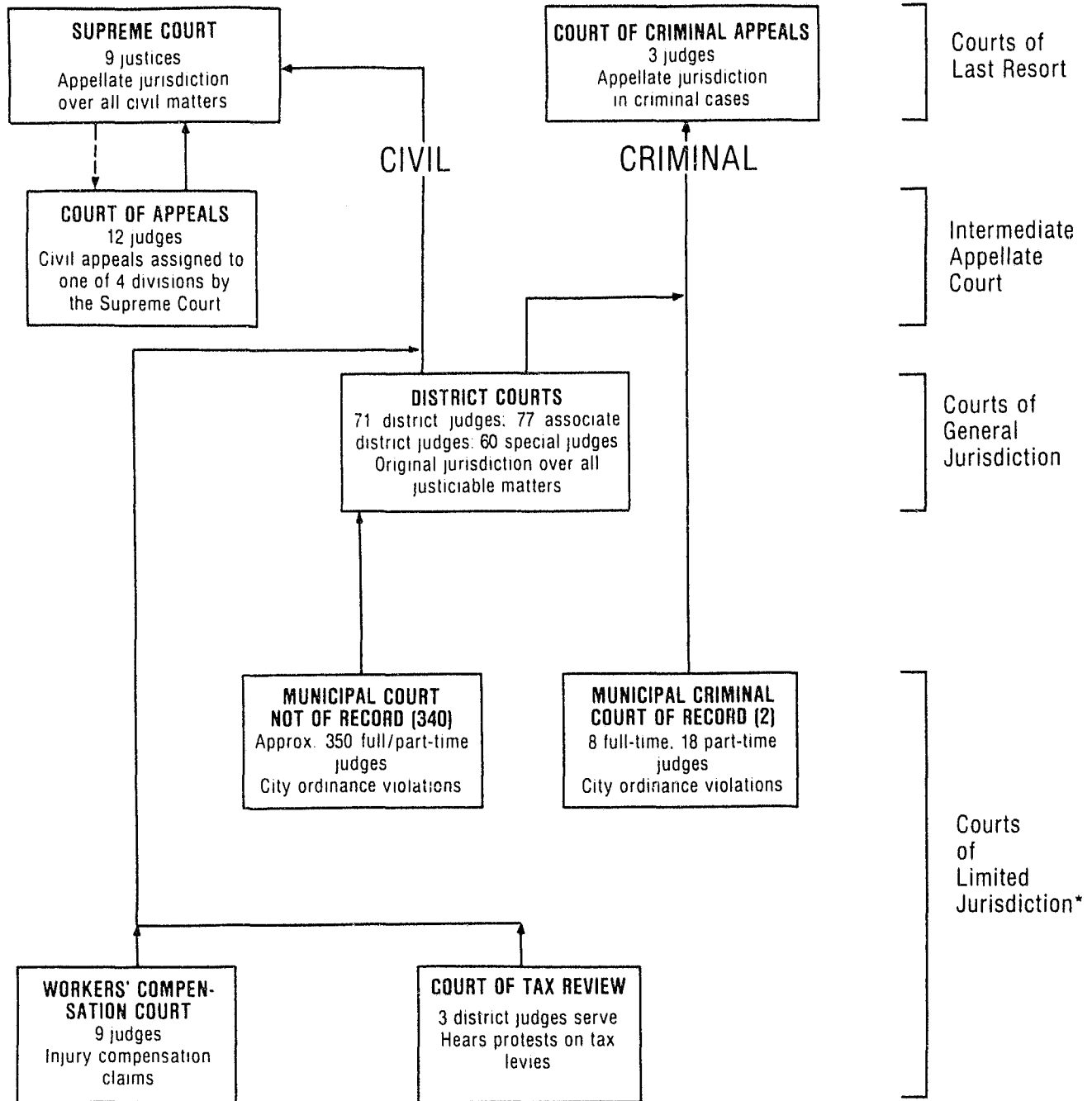
## **Courts of Limited Jurisdiction**

Oklahoma has four courts of limited jurisdiction. The Court on the Judiciary, which was created by constitutional amendment in 1966, consists of a trial division and an appellate division. The Court on the Judiciary has jurisdiction over all proceedings filed against judges which seek their removal from office. The Workers' Compensation Court hears and determines claims brought by employees against employers for work-related injuries. The Court of Tax Review is comprised of three judges designated by the Governor to consider protests against tax levies. Municipal Courts hear prosecutions involving violations of municipal ordinances. Cities with populations in excess of 200,000 have municipal criminal courts of record. All other municipalities have courts not of record.

To assist the Chief Justice of the Supreme Court in exercising the court's administrative authority over all inferior courts, the Constitution authorizes an Administrative Director of Courts and staff. The Administrative Office of the Courts works closely with the Supreme Court, and particularly the Chief Justice, in administering the judicial branch of government for the State of Oklahoma.

# Organizational Chart

## Judicial System



← Indicates route of appeal

← - - - Indicates assignment of cases

\*The Court on the Judiciary is not shown

---

# Supreme Court


---

The Oklahoma Constitution grants to the Supreme Court appellate jurisdiction in all civil cases, both at law and in equity. In the event a conflict arises between the Supreme Court and the Court of Criminal Appeals regarding jurisdiction, the Supreme Court is constitutionally empowered to determine which court has jurisdiction. The Supreme Court has a general superintending control and administrative authority over all inferior courts, agencies, commissions and boards except for the Court on the Judiciary and the Senate sitting as a Court of Impeachment. Additionally, the Supreme Court has the exclusive power and authority to discipline attorneys and pass upon the qualifications of all applicants for admission to the practice of law within the state.

The nine Justices, one from each of the Supreme Court judicial districts, serve six-year terms. At the general election preceding the expiration of a term of office, a justice who desires to remain in office must file a declaration of candidacy to succeed himself. If a majority of those voters casting ballots in a nonpartisan election vote in favor of retention, the justice will serve another term.

A vacancy occurring on the Supreme Court during a term of office is filled by gubernatorial appointment. The Judicial Nominating Commission provides the Governor with a list of nominees which have been selected by the Commission from applicants living in the appropriate Supreme Court judicial district. To be eligible to serve as a justice on the Supreme Court, an applicant must be at least thirty years of age, a qualified elector in his or her particular Supreme Court district for at least one year, and a licensed practicing attorney or judge for five years.


The Supreme Court selects a Chief Justice and Vice-Chief Justice who serve two-year terms. The Court also appoints a Clerk of the Supreme Court and an Administrative Director of the Courts, both of whom serve at the pleasure of the Supreme Court. James W. Patterson, as Clerk of the Supreme Court, is responsible for maintaining all records of the Supreme Court. The Administrative Director, Howard W. Conyers, assists the Chief Justice in his various administrative duties.



## THE SUPREME COURT

### BENCH

Drawn by Thomas Batista



## The Supreme Court of Oklahoma

Yvonne Kauger

Marian P. Opala

Alma Wilson

Hardy Summers

Robert E. Lavender

Rudolph Hargrave

John B. Doolin  
*Chief Justice*

Ralph B. Hodges

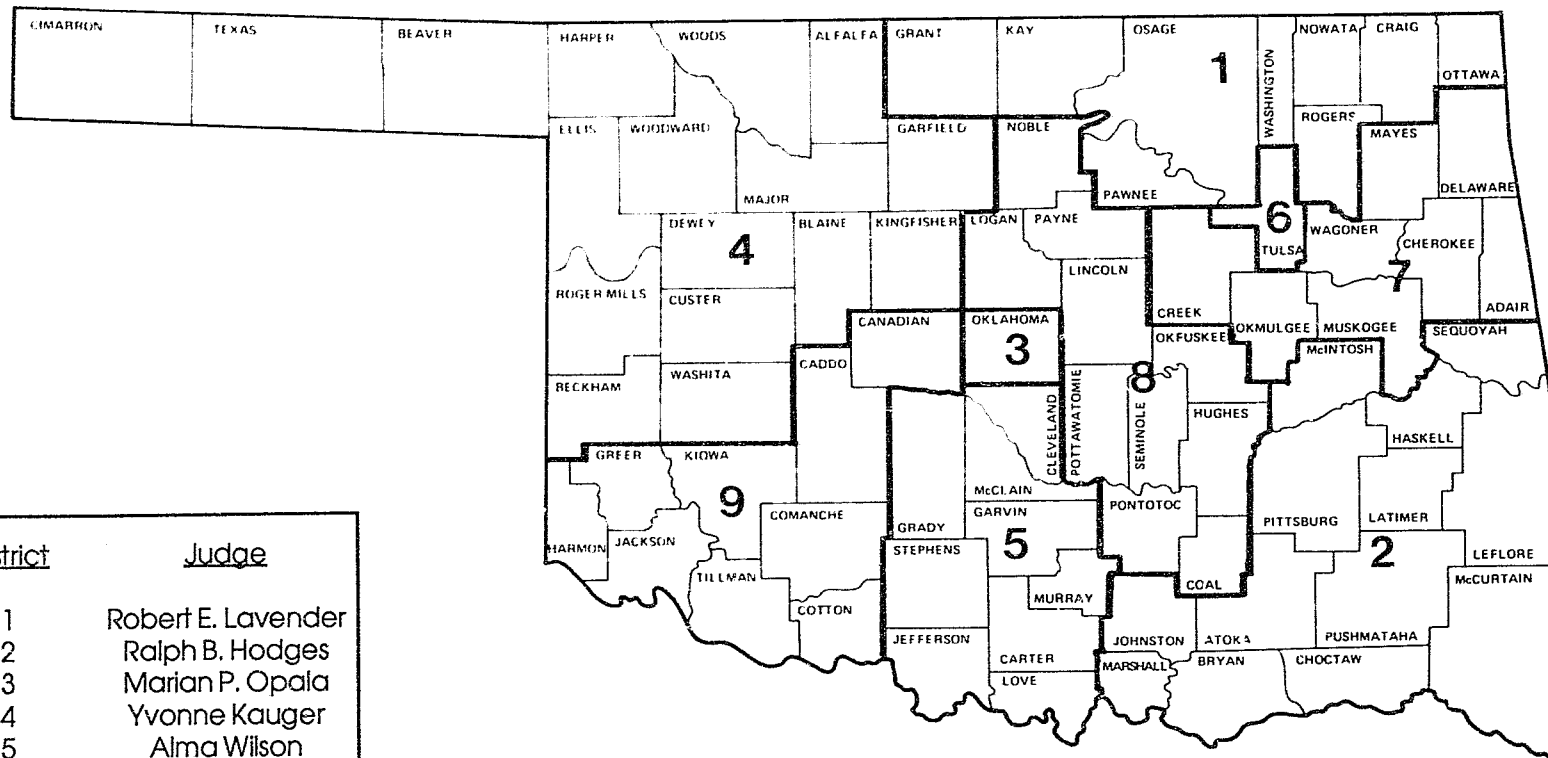
Robert D. Simms

## Caseload Inventory

(Includes cases assigned to Court of Appeals)

Total Cases Pending as of July 1, 1987		3136
Total Cases Filed Fiscal Year 1988		2171
Total Cases Disposed of July 1, 1987 through June 30, 1988		2298
CASES DISPOSED by issuance of mandate or conclusion of original action, federal certified questions and habeas corpus	1989	
CASES DISPOSED by inventory audit	162	
CASES DISPOSED by consolidation	147	
CASES PENDING June 30, 1988		3009
CASES AT ISSUE - ASSIGNED TO THE SUPREME COURT AND COURT OF APPEALS	925	
CASES AT ISSUE - UNASSIGNED	763	
CASES NOT AT ISSUE (briefing cycle, stayed, etc.)	1321	
DECREASE IN INVENTORY		127
DISPOSITION BY CATEGORY		
OPINIONS RENDERED	1414	
REHEARING	645	
ORIGINAL ACTIONS	215	
CERTIORARI DENIED	231	
CERTIORARI GRANTED	64	
BAR MATTERS	74	
DISMISSALS	142	
DISSENTING OPINIONS	61	
SPECIAL WRITINGS	211	
SUPREME COURT FINAL DISPOSITIONS	1209	
MANDATES ISSUED	994	
ORIGINAL ACTIONS DISPOSED	215	
COURT OF APPEALS		
CASES ASSIGNED Fiscal year	1362	
COURT OF APPEALS Mandates Issued	780	

# Supreme Court Judicial Districts



<u>District</u>	<u>Judge</u>
1	Robert E. Lavender
2	Ralph B. Hodges
3	Marian P. Opala
4	Yvonne Kauger
5	Alma Wilson
6	Robert D. Simms
7	Hardy Summers
8	Rudolph Hargrave
9	John B. Doolin

---

# Court of Criminal Appeals

---

Jurisdiction of all criminal appeals rests exclusively with the Court of Criminal Appeals. The three-member court decides appeals from the District Courts and the Municipal Criminal Courts of Record.

The judges of the Court of Criminal Appeals are selected in the same manner as Supreme Court justices from three Court of Criminal Appeals judicial districts. They serve six-year terms and are subject to a non-partisan statewide vote on their retention.

Effective the second Monday in January, 1989, two additional judges will be added to this court to fill two newly-created Court of Criminal Appeals judicial districts. Any vacancies on the court are filled by gubernatorial appointments with the assistance of the Judicial Nominating Commission.

The Clerk of the Supreme Court serves as the ex officio Clerk of the Court of Criminal Appeals.



## The Court of Criminal Appeals

Hez J. Bussey

Tom Brett  
*Presiding Judge*

Ed Parks

---

# Caseload Inventory

---

July 1, 1987 - June 30, 1988

Total Cases Pending as of July 1, 1987 523

Total Cases Filed Fiscal Year 1988 1046

Total Cases Disposed of Fiscal Year 1988 984

Regular Appeals

Abated	1
Affirmed	286
Modified & Affirmed	21
Reversed	43
Dismissed	33
Granted	6
Denied	47
Reversed & Remanded	<u>29</u>
Total	466

Post Conviction

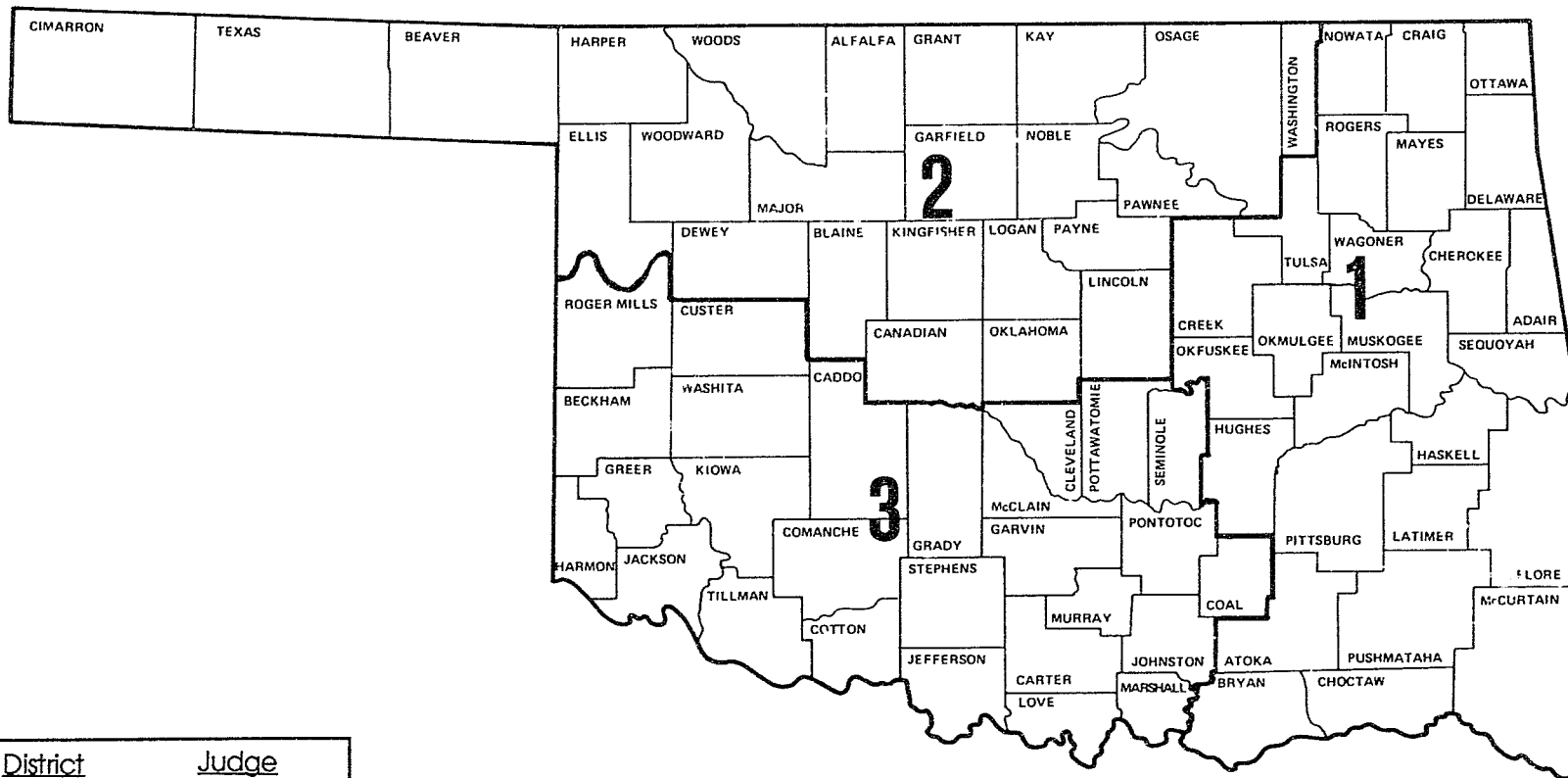
Granted	43
Affirming Denial	168
Dismissed	6
Denied	<u>10</u>
Total	227

Original Proceedings

Declined Jurisdiction	45
Granted	82
Dismissed	21
Denied	<u>143</u>
Total	291

Total Cases Pending as of June 30, 1988 ..... 585

# Court of Criminal Appeals Judicial Districts



<u>District</u>	<u>Judge</u>
1	Ed Parks
2	Tom Brett
3	Hez J. Bussey

---

# Court of Appeals

---

The caseload of the Court of Appeals is comprised solely of civil appeals assigned by the Supreme Court. Final decisions of the Court of Appeals are not directly appealable to the Supreme Court; however, if a majority of the justices agree that certiorari should be granted, the decision by the Court of Appeals may be reviewed by the Supreme Court.

Each of the 12 judges of the Court of Appeals is assigned by the Supreme Court to one of four permanent divisions, two of which sit in Tulsa County and two in Oklahoma County. Two judges serve from each

of the six congressional districts in the state. In a nonpartisan election, if a majority of those who cast ballots vote in favor of retention, the judge will serve another term.

If a vacancy occurs on the Court of Appeals prior to the expiration of a term, the Governor appoints a successor from the congressional district in which the vacancy exists. In making the appointment, the Governor relies upon the recommendation of the Judicial Nominating Commission.

The Clerk of the Supreme Court also serves as Clerk of the Court of Appeals.

---

## CASELOAD INVENTORY

July 1, 1987 - June 30, 1988

Cases Assigned by the Supreme Court	1362
Opinions Rendered	1215
Published	77
Unpublished	1138
Court of Appeals Mandates Issued (No Certiorari Filed)	780



## The Court of Appeals

Oklahoma City Division

James P. Garrett  
Division I


Carol M. Hansen  
Division III

Robert L. Bailey  
Division III

Patricia D. MacGuigan  
Division I

Lester A. Reynolds  
Division I

Stewart M. Hunter  
Division III



## The Court of Appeals

Tulsa Division

John F. Reif  
Division II

William W. Means  
Division II

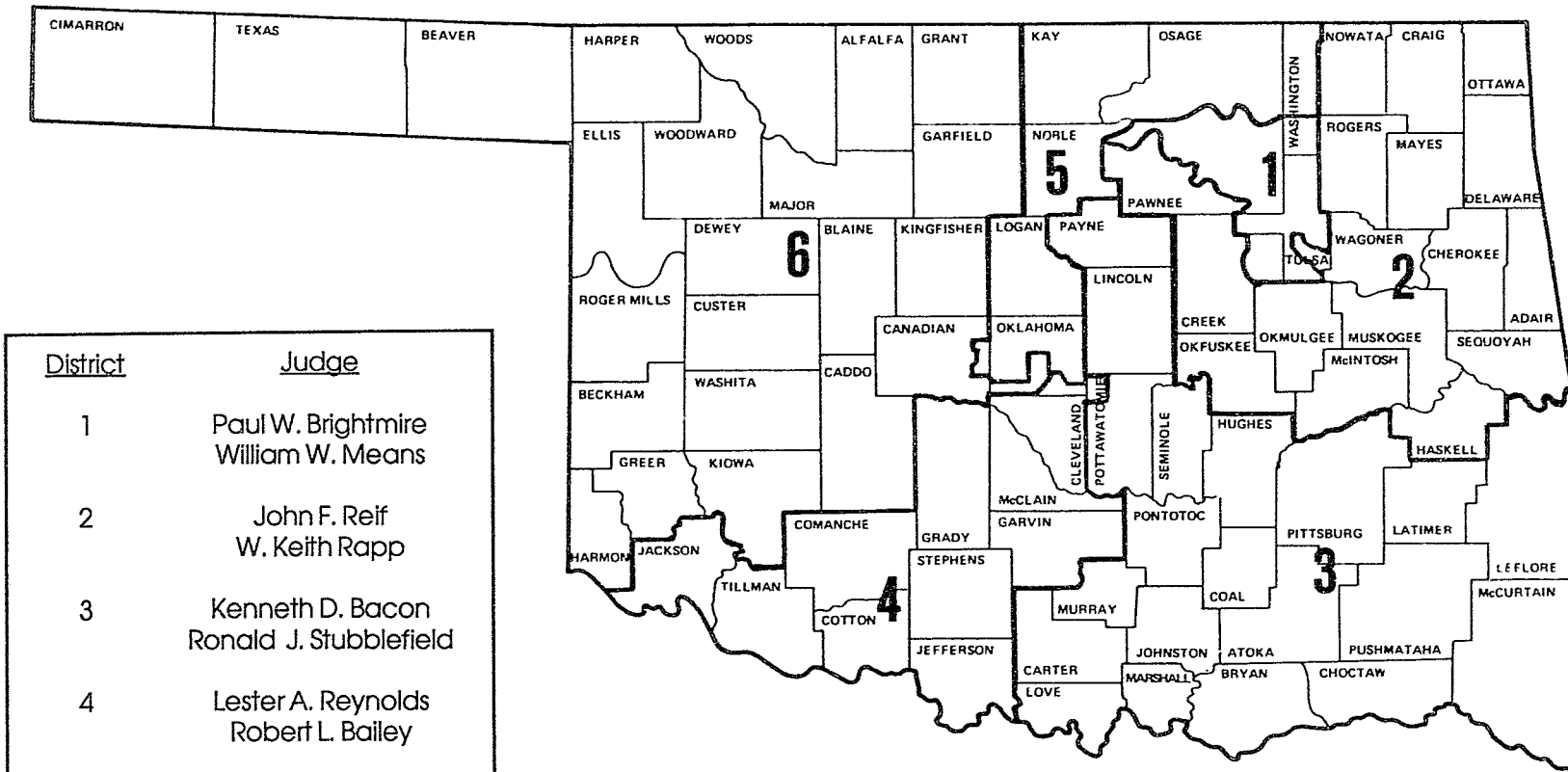
Ronald J. Stubblefield  
Division IV

W. Keith Rapp  
Division IV

Paul W. Brightmire  
Division IV

Kenneth D. Bacon  
Division II

# Court of Appeals Judicial Districts



---

# District Courts

---

The District Courts have unlimited original jurisdiction in all justiciable matters and the power of review in administrative actions designated by statute. In addition, appeals from Municipal Courts not of record are heard by the District Courts as trials de novo.

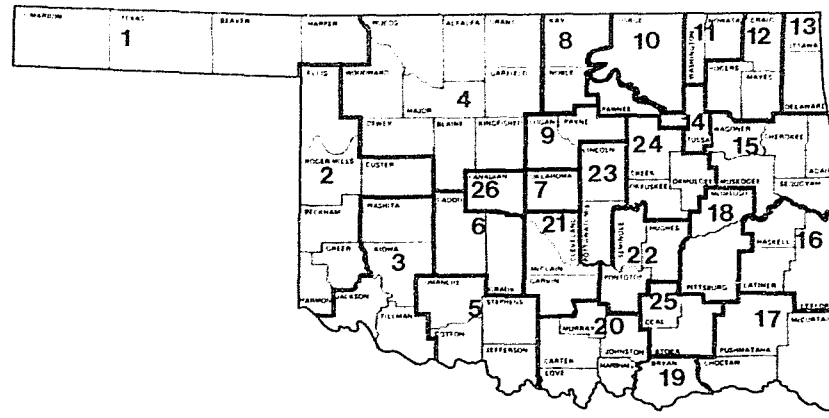
Oklahoma is divided into 26 District Court judicial districts. Each such district consists of an entire county or several contiguous counties. For the purposes of administration, the judicial districts are combined into nine judicial administrative districts. A district judge is selected as presiding judge by all the district and associate district judges within the judicial administrative district. Subject to the authority of the Supreme Court, the presiding judge has general administrative authority and super-

vision over all courts within the district.

The District Courts consist of 71 district judges, 77 associate district judges and 60 special judges. District judges and associate district judges are elected for four-year terms in nonpartisan elections within their judicial districts. If a vacancy occurs in the position of district judge or associate district judge, the Governor appoints a replacement with the assistance of the Judicial Nominating Commission. Special judges are appointed by the district judges of the judicial administrative district.

A District Court Clerk is elected from each county for a four-year term. Once elected, they serve as county officers and are responsible for maintaining all court records.

## District Court Judicial Districts



Figures in parenthesis indicate 1980 official total population of Judicial Districts.

1. The counties of Cimarron, Texas, Beaver, and Harper. (32,896)
2. The counties of Ellis, Roger Mills, Custer, Beckham, Greer and Harmon. (67,180)
3. The counties of Washita, Kiowa, Jackson and Tillman. (69,263)
4. The counties of Dewey, Blaine, Kingfisher, Garfield, Major, Woodward, Woods, Alfalfa and Grant. (150,834)
5. The counties of Comanche, Stephens, Cotton and Jefferson. (171,396)
6. The counties of Grady and Caddo. (70,395)
7. The county of Oklahoma. (568,933)
8. The counties of Noble and Kay. (61,425)
9. The counties of Logan and Payne. (89,316)
10. The county of Osage. (39,327)
11. The counties of Washington and Nowata. (59,599)
12. The counties of Rogers, Mayes and Craig. (93,711)
13. The counties of Ottawa and Delaware. (56,816)
14. The counties of Tulsa and Pawnee. (485,903)
15. The counties of Wagoner, Cherokee, Adair, Muskogee and Sequoyah. (188,748)
16. The counties of Haskell, LeFlore and Latimer. (61,548)
17. The counties of Pushmataha, McCurtain and Choctaw. (65,127)
18. The counties of McIntosh and Pittsburg. (56,086)
19. The county of Bryan. (30,535)
20. The counties of Love, Carter, Murray, Johnston and Marshall. (84,132)
21. The counties of Garvin, McClain and Cleveland. (181,320)
22. The counties of Seminole, Hughes and Pontotoc. (74,409)
23. The counties of Lincoln and Pottawatomie. (81,840)
24. The counties of Okfuskee, Okmulgee and Creek. (109,310)
25. The counties of Coal and Atoka. (18,789)
26. The county of Canadian. (56,452)

Judicial Administrative Districts	Judicial Districts	Presiding Judge
Northeastern	10, 11, 12 & 13	Sam C. Fullerton
Southeastern	16, 17, 19 & 25	Joe C. Taylor
Oklahoma-Canadian	7 & 26	William Saied
Northwest - Panhandle	1, 2 & 4	John W. Michael
South Central	20, 21 & 22	Gordon R. Melson
Tulsa-Pawnee	14	Clifford E. Hopper
East Central	15, 18 & 24	John D. Maley
North Central	8, 9 & 23	Milton C. Craig
Southwestern	3, 5 & 6	Jack L. Brock



19

---

# Judges of the District Courts

---

## 1st JUDICIAL DISTRICT — BEAVER, CIMARRON, HARPER AND TEXAS COUNTIES:

DISTRICT JUDGE	ASSOCIATE DISTRICT JUDGE	SPECIAL JUDGE
----------------	--------------------------	---------------

Frank M. Ogden, III	Orvan J. Hanson, Jr. James F. Lane George Harrison Leach Edward L. Thompson	
---------------------	--	--

## 2nd JUDICIAL DISTRICT — BECKHAM, CUSTER, ELLIS, GREER, HARMON AND ROGER MILLS COUNTIES:

DISTRICT JUDGE	ASSOCIATE DISTRICT JUDGE	SPECIAL JUDGE
----------------	--------------------------	---------------

Charles B. Goodwin	Charley W. Barton David Eugene Brooks William M. Fancher Floyd 'Doug' Haught Alan D. Markum K. C. Perryman	Jacqueline Duncan
--------------------	---	-------------------

## 3rd JUDICIAL DISTRICT — JACKSON, KIOWA, TILLMAN AND WASHITA COUNTIES:

DISTRICT JUDGE	ASSOCIATE DISTRICT JUDGE	SPECIAL JUDGE
----------------	--------------------------	---------------

Paul C. Braun	David A. Barnett Ralph W. Emerson Lloyd R. Reeder Joseph Watt	Richard Darby
---------------	--	---------------

## 4th JUDICIAL DISTRICT — ALFALFA, BLAINE, DEWEY, GARFIELD, GRANT, KINGFISHER, MAJOR, WOODS, AND WOODWARD COUNTIES:

DISTRICT JUDGE	ASSOCIATE DISTRICT JUDGE	SPECIAL JUDGE
----------------	--------------------------	---------------

Ray Dean Linder John W. Michael Richard W. Pickens	Glenn D. Adams Robert W. Collier David P. Cullen Mike Cunningham Michael Dayton Alan Rae Gottsch Robert C. Lovell Joseph P. Marak, Jr. James A. Wilkinson	William B. Blew, III
--	---	----------------------

---

# Judges of the District Courts

---

## 5th JUDICIAL DISTRICT — COMANCHE, COTTON, JEFFERSON AND STEPHENS COUNTIES:

DISTRICT JUDGE	ASSOCIATE DISTRICT JUDGE	SPECIAL JUDGE
Jack L. Brock George W. Lindley J. Winston Raburn William M. Roberts Kenneth L. Youngblood	David J. Aubrey Chad Bledsoe William W. Eakin Joe H. Enos	Jari Askins Charles McCall Peter C. Moore

## 6th JUDICIAL DISTRICT — CADDO AND GRADY COUNTIES:

DISTRICT JUDGE	ASSOCIATE DISTRICT JUDGE	SPECIAL JUDGE
James R. Winchester	Oteka L. Alford David E. Powell	Robert A. Gardner Karen E. Hibbs

## 7th JUDICIAL DISTRICT — OKLAHOMA COUNTY

DISTRICT JUDGE	ASSOCIATE DISTRICT JUDGE	SPECIAL JUDGE
John M. Amick James B. Blevins William R. Burkett Joe Cannon David M. Cook Bryan C. Dixon Leamon Freeman Richard W. Freeman James L. Gullett William H. Henderson Charles L. Owens Jack R. Parr Arthur L. Rakestraw William R. Saled	Sid Brown	Susan W. Bragg James B. Croy Clinton Dennis Sidney J. Gorelick Karl Gray Russell D. Hall David M. Harbour Donald L. Howard Niles Jackson Charles C. Kelley Carolyn Ricks Thomas C. Smith, Jr. Wendell I. Smith Major R. Wilson

## 8th JUDICIAL DISTRICT — KAY AND NOBLE COUNTIES:

DISTRICT JUDGE	ASSOCIATE DISTRICT JUDGE	SPECIAL JUDGE
Lowell Doggett	Neal Beekman Kenneth P. Reed	Leslie D. Page

## 9th JUDICIAL DISTRICT — LOGAN AND PAYNE COUNTIES:

DISTRICT JUDGE	ASSOCIATE DISTRICT JUDGE	SPECIAL JUDGE
Donald L. Worthington	Charles H. Headrick Penny Howard	Lois Belden Merle G. Smith, Jr.

---

# Judges of the District Courts

---

## 10th JUDICIAL DISTRICT — OSAGE COUNTY

DISTRICT JUDGE	ASSOCIATE DISTRICT JUDGE	SPECIAL JUDGE
James R. Pearman	Mermon H. Potter	William H. Mattingly

## 11th JUDICIAL DISTRICT — NOWATA AND WASHINGTON COUNTIES:

DISTRICT JUDGE	ASSOCIATE DISTRICT JUDGE	SPECIAL JUDGE
John G. Lanning	Janice P. Drelling James L. Sontag	Myrna L. Lansdown

## 12th JUDICIAL DISTRICT — CRAIG, MAYES AND ROGERS COUNTIES:

DISTRICT JUDGE	ASSOCIATE DISTRICT JUDGE	SPECIAL JUDGE
Steve Adams William J. Whistler	Edwin D. Carden Jess B. Clanton, Jr. William M. Thomas	David A. Box

## 13th JUDICIAL DISTRICT — DELAWARE AND OTTAWA COUNTIES:

DISTRICT JUDGE	ASSOCIATE DISTRICT JUDGE	SPECIAL JUDGE
Sam C. Fullerton	Joseph G. Breane Larry Oakes	Martha S. Thompson

## 14th JUDICIAL DISTRICT — PAWNEE AND TULSA COUNTIES:

DISTRICT JUDGE	ASSOCIATE DISTRICT JUDGE	SPECIAL JUDGE
Daniel J. Boudreau Sharron M. Bubenik Robert E. Caldwell Thomas S. Crewson Jay D. Dalton Clifford E. Hopper Joe Jennings Donald C. Lane David L. Peterson Robert J. Scott Ronald L. Shaffer David E. Winslow Jane P. Wiseman	William R. Beasley Douglas C. Revard	Robert S. Farris John M. Gassett James B. Griffith Gail W. Harris Jesse S. Harris Russell Perry Hass Edward J. Hicks, III Allen Klein Gordon McAllister, Jr. William Musseman Bill Pigman Hugh Rineer Deborah C. Shallcross

---

# Judges of the District Courts

---

## **15th JUDICIAL DISTRICT — ADAIR, CHEROKEE, MUSKOGEE, SEQUOYAH AND WAGONER COUNTIES:**

DISTRICT JUDGE	ASSOCIATE DISTRICT JUDGE	SPECIAL JUDGE
William H. Bliss Lyle Burris James E. Edmondson Bill E. Rogers	Thomas H. Alford Lynn Burris David Harris A.J. Henshaw, Jr. G. Bruce Sewell	Robin Watt Adair Dennis M. Sprouse

## **16th JUDICIAL DISTRICT — HASKELL, LATIMER AND LEFLORE COUNTIES:**

DISTRICT JUDGE	ASSOCIATE DISTRICT JUDGE	SPECIAL JUDGE
George H. McBee	Ted Knight Robert Wayne Moore Louis E. Striegel	Michael D. Lee

## **17th JUDICIAL DISTRICT — CHOCTAW, McCURTAIN AND PUSHMATAHA COUNTIES:**

DISTRICT JUDGE	ASSOCIATE DISTRICT JUDGE	SPECIAL JUDGE
G. Gail Craytor	John A. Benson Lowell R. Burgess, Jr. James R. Wolfe	Sandra McClendon

## **18th JUDICIAL DISTRICT — McINTOSH AND PITTSBURG COUNTIES:**

DISTRICT JUDGE	ASSOCIATE DISTRICT JUDGE	SPECIAL JUDGE
Robert A. Layden	Joseph M. LeMasters, Jr. Steven Taylor	Kirk E. Pyle

## **19th JUDICIAL DISTRICT — BRYAN COUNTY:**

DISTRICT JUDGE	ASSOCIATE DISTRICT JUDGE	SPECIAL JUDGE
Joe C. Taylor	Rocky L. Powers	Mark A. Morrison

## **20th JUDICIAL DISTRICT — CARTER, JOHNSTON, LOVE, MARSHALL AND MURRAY COUNTIES:**

DISTRICT JUDGE	ASSOCIATE DISTRICT JUDGE	SPECIAL JUDGE
Gary L. Lumpkin Thomas S. Walker	Lee Card Timothy K. Colbert Robert M. Highsmith Richard Miller Charles A. Milor, II	BeBe L. Bridges

---

# Judges of the District Courts

---

## **21st JUDICIAL DISTRICT — CLEVELAND, GARVIN AND McCLAIN COUNTIES:**

DISTRICT JUDGE	ASSOCIATE DISTRICT JUDGE	SPECIAL JUDGE
J. Kenneth Love E. Michael McDanel Preston A. Trimble	Alan J. Couch Noah Howard Ewing, Jr. Max H. Scarce	Carroll J. Bowie Gary M. Purcell J. Andrews Williams

## **22nd JUDICIAL DISTRICT — HUGHES, PONTOTOC AND SEMINOLE COUNTIES:**

DISTRICT JUDGE	ASSOCIATE DISTRICT JUDGE	SPECIAL JUDGE
Gary R. Brown Ronald L. Jones Gordon R. Melson	David Nimmo Greggory M. Smith Lee G. Stilwell	John D. Miller Joseph Wrigley

## **23rd JUDICIAL DISTRICT — LINCOLN AND POTTAWATOMIE COUNTIES:**

DISTRICT JUDGE	ASSOCIATE DISTRICT JUDGE	SPECIAL JUDGE
Glenn Dale Carter Milton C. Craig	Marshall Basham David Welch	Jesse R. Field

## **24th JUDICIAL DISTRICT — CREEK, OKFUSGEE AND OKMULGEE COUNTIES:**

DISTRICT JUDGE	ASSOCIATE DISTRICT JUDGE	SPECIAL JUDGE
John D. Maley Jess I. Miracle Anne E. Moroney Donald D. Thompson Charles S. Woodson	Billy L. Martin Franklin D. Rahhal April Sellers White	Charles Humphrey, III William Wilson

## **25th JUDICIAL DISTRICT — ATOKA AND COAL COUNTIES:**

DISTRICT JUDGE	ASSOCIATE DISTRICT JUDGE	SPECIAL JUDGE
J. Douglas Gabbard, II	Harrell F. Followell Danny L. Scroggins	

## **26th JUDICIAL DISTRICT — CANADIAN COUNTY:**

DISTRICT JUDGE	ASSOCIATE DISTRICT JUDGE	SPECIAL JUDGE
Ed Cunningham	Reta M. Strubar	Kenneth Dickerson John Louis Wolking

Pursuant to 20 O.S. §16.11, the Administrative Director of the Courts does not recommend any changes in the boundaries of District Court Judicial Districts or in the appointment of judges.

# Clerks of the District Court

<u>County</u>	<u>Clerk</u>	<u>County</u>	<u>Clerk</u>
Adair	Lou Nelle Rhoads	LeFlore	Betty Cooper
Alfalfa	Sherril Whitlow	Lincoln	Jo Ann Melton
Atoka	Helen Walker	Logan	Barbara Hayes
Beaver	Pearl Haskell	Love	Kim Turner
Beckham	Linda Brown	McClain	Joyce Mosely
Blaine	Lorraine Mach	McCurtain	Vicki Justus
Bryan	Beverly Serner	McIntosh	Bobbie Solesbee
Caddo	Marilyn Morrison	Major	Vada Major
Canadian	Clyde Gene Miller	Marshall	Donna Rogers
Carter	Billie Williams	Mayes	Karin Garland
Cherokee	Ann Lamons	Murray	Tommie Thompson
Choctaw	Opal Henderson	Muskogee	Nadine Harnage
Cimarron	LaVerne Wells	Noble	Marilyn Mills
Cleveland	Charlotte Reynolds	Nowata	Mary Shults
Coal	Betty McCurry	Okfuskee	Judith Scott
Comanche	Janice Mitchell	Oklahoma	Tom Petuskey
Cotton	Lana Spake	Okmulgee	Wanda Johns
Craig	Julie Patrick	Osage	Helen Christenson
Creek	Pat Hobbs	Ottawa	Earl Gonce
Custer	Irene Pruitt	Pawnee	Elaine Tannahill
Delaware	Judy Larmon	Payne	Sandra Ness
Dewey	Doris Oakes	Pittsburg	Jo Ann Grippando
Ellis	Dona Folks	Pontotoc	Wayne Joplin
Garfield	Sharon Melrose	Pottawatomie	Billie Clark
Garvin	Mary James	Pushmataha	Kathy Milam
Grady	Glenda Fenimore	Roger Mills	Donald E. Campbell
Grant	Emma J. Hamilton	Rogers	June Lunsford
Greer	Punky Smith	Seminole	Patricia Gaines
Harmon	Mary Zimmerman	Sequoyah	Kathy Reed
Harper	Twila Easterwood	Stephens	Priscilla Harper
Haskell	Denise Sloan	Texas	Twila Fenton
Hughes	Shirley Harkey	Tillman	Lois Kent
Jackson	Kay Beltz	Tulsa	Don Austin
Jefferson	Linda Graham	Wagoner	Diana Jones
Johnston	Judy Beavers	Washington	Rosalie Cowan
Kay	Glenda Coussens	Washita	Judith Boggs
Kingfisher	Beatrice Jech	Woods	Della Dunnigan
Kiowa	Deanna Bonner	Woodward	Jenny Phillips
Latimer	Melody Littlejohn		

# Court on the Judiciary

The Court on the Judiciary consists of a trial division and an appellate division. The trial division is composed of nine members, eight of whom are district judges, senior in service and under the age of 60, and one active member of the Oklahoma Bar Association, chosen by its Board of Governors. The appellate division is composed of two members of the Supreme Court, chosen by the court; one member of the Court of Criminal Appeals, selected by the court; one active member of the Oklahoma Bar Association, chosen by its Board of Governors; and five district judges senior in service and under the age of 65. Each division of the Court on the Judiciary selects its presiding judge.

Any justice or judge of any court is subject to removal from office or compul-

sory retirement by proceedings in the Court on the Judiciary. Jurisdiction of the trial division of the Court on the Judiciary may be invoked by a petition filed by the Supreme Court or the Chief Justice, the Governor, the Attorney General, the Executive Director of the Oklahoma Bar Association (upon direction by the Board of Governors), by resolution of the OBA House of Delegates, or by resolution of the House of Representatives of the State of Oklahoma. After a full hearing, the trial division renders its judgment. From any judgment of the trial division, the respondent or the prosecutor may appeal to the appellate division which may affirm, modify, or reverse the judgment.

<u>Trial Division</u>		<u>Appellate Division</u>	
1982	2	1982	1
1983	0	1983	0
1984	0	1984	0
1985	1	1985	2*
1986	1	1986	2
1987	1	1987	0
1988	0	1988	0

## Appellate Division

Hon. Yvonne Kauger	Oklahoma Supreme Court
Hon. Hardy Summers	Oklahoma Supreme Court
Hon. Tom Brett	Court of Criminal Appeals
Hon. Robert Layden	Secretary of State
Hon. Jack Parr	Secretary of State
Hon. Joe Jennings	Secretary of State
Hon. John Maley	Secretary of State
Hon. Jack Brock	Secretary of State
Mr. Harry L. Bickford	Oklahoma Bar Association

## Trial Division

Hon. Wm. J. Whistler	Secretary of State
Hon. Joe Taylor	Secretary of State
Hon. Charles Owens	Secretary of State
Hon. Richard Pickens	Secretary of State
Hon. Preston Trimble	Secretary of State
Hon. Jay Dalton	Secretary of State
Hon. Charles S. Woodson	Secretary of State
Hon. Ronald L. Jones	Secretary of State
Mr. Jim F. Gassaway	Oklahoma Bar Association

\* One case was an original action seeking a Writ of Prohibition.

---

# Council on Judicial Complaints

---

The Council on Judicial Complaints was established by statute as the investigatory body for the Court on the Judiciary. The Council is empowered to investigate all complaints made against a member of the judiciary. The Council may dismiss a complaint or recommend that the matter be made the subject of proceedings

before the Court on the Judiciary.

The Council consists of three members, with two being members of the Oklahoma Bar Association. They serve five-year terms. The Administrative Director of the Courts serves as ex officio secretary to the Council.

---

## Members of the Council

Jerry McCombs, Chairman

Appointed by Speaker of the House of Representatives

Keith McMillin, Vice-Chairman

Appointed by President of the Oklahoma Bar Association

Jim Fried, Member

Appointed by President Pro Tempore of the Senate

---

## COUNCIL ON JUDICIAL COMPLAINTS ACTIVITY

Fiscal Year	Complaints Filed*	Complaints Disposed	Dismissed	Petitions Filed Invoking the Jurisdiction of the Court on the Judiciary
1982	28	22	22	0
1983	54	40	40	0
1984	43	30	30	1
1985	72	93	89	1
1986	89	88	88	0
1987	85	74	74	0
1988	68	61	61	0

\*The number of complaints filed are not reflected on a one-complaint-to-one-person basis, but may include more than one complaint filed against an individual.

---

# Judicial Nominating Commission

---

The Judicial Nominating Commission was created by passage of a Constitutional Amendment in 1967. The amendment provided that vacancies in certain judicial positions are to be filled by appointments by the Governor instead of through election.

When a vacancy in a judicial office occurs, the Nominating Commission is required to accept the applications, review, and submit at least three nominees to the Governor and the Chief Justice. The Governor, within sixty days of receipt of the nominees' names, appoints a person from the list of nominees submitted by the Commission.

The Judicial Nominating Commission consists of thirteen members. Six of the members are appointed by the Governor, and six members elected by the Oklahoma Bar Association. These appointments are selected from the six congressional districts. A thirteenth at-large member is appointed by the Commission.

During the fiscal year, the Nominating Commission screened approximately 188 applicants to fill judicial vacancies in the District Courts and the Workers' Compensation Court. The Administrative Office of the Courts assists the Nominating Commission in its duties.

---

## Members of the Judicial Nominating Commission

Mark A. Ashton, Chairman

### Elected by Oklahoma Bar Association

#### Congressional District

1  
2  
3  
4  
5  
6

#### Members

John A. Gladd  
John Boydston  
Alan B. McPheron  
Mark A. Ashton  
D. Kent Meyers  
Jim Bob Wright

### Appointed by Governor

1  
2  
3  
4  
5  
6

Ms. Joniece Frank  
Mary Geasland  
Sherman Floyd  
Dr. Gary Copeland  
Russell Perry  
John Dunn

### Appointed by Commission

At large

Vernon Roberts

---

# Foster Care Review Board

---

Oklahoma has had a system of foster care review boards since 1981. These boards, which currently number fifty-three, review the cases of children who have been adjudicated deprived and placed outside their home. Each board has at least five members and reviews the cases within forty-five days of initial placement, and thereafter at least once every six months. The board's findings and recommendations are made available to the court.

Review boards also engage in other activities to promote permanency planning for children.

Oklahoma also has a State Foster Care Review Advisory Board, which oversees the implementation of the state review system. This eighteen-person board assists in the training of the review boards and functions as an advisory body for the courts and the legislature concerning statutes, court rules and procedures relating to foster care.

## STATE FOSTER CARE REVIEW ADVISORY BOARD

Honorable Steven Taylor  
Honorable Oteka Alford  
Honorable Joseph Marak  
Honorable B.R. Beasley  
Honorable Peter Clinton Moore  
Ms. Pam Padley  
Dr. Herman Curiel  
Mr. Roosevelt Milton  
Ms. Dollie Carriger  
Mr. Pat Phelps  
Ms. Suzanne Joyce  
Ms. Karen Steed  
Ms. Almeta Norfleet  
Ms. Ellen K. Patterson  
Ms. Cynthia Meyerson

The Board had three vacancies on June 30, 1988.

---

# Roger Mills County Courthouse History

---

Prior to settlement in April of 1892, Roger Mills County was a part of the Oklahoma Territory and was included in the Cheyenne/Arapaho Indian Reservation. The area was designated as County "F".

The first courthouse was a tent located on the northwest corner of the courthouse square. The first order of business of the County Commissioners was to construct a building to be used as a courthouse. By July of 1892, the county had constructed a 2-room log building for use as a courthouse.

In November 1892, the voters renamed the county Roger Mills, after a well-known Texas Panhandle Senator. In September of 1893, a jail was constructed on the southeast corner of the courthouse square. The jail was used until 1922.

Due to the increase in population, the need to have all the county offices centrally located and the need for an adequate place in which to hold court, the county awarded a contract for the construction of a two-story, wooden frame courthouse building. The building was completed by January of 1900. In November of 1907, a Sandstone Vault was constructed for the safe-keeping of county records. In September of 1916, the courthouse was set on fire with the intent of destroying the court records; however, all the court records

and part of the County Clerk's records were preserved by being locked in the Sandstone Vault. The vault has been preserved and currently remains on its original location at the west entrance of the new courthouse.

During 1917, bonds were sold for the construction of a courthouse and jail. The building was a two-story, concrete and brick building, which was completed by May of 1918, and served as a courthouse until September of 1986. In November of 1922, the jail and living quarters were finished. The jail was used until February 1986.

On November 2, 1982, the voters of Roger Mills County issued a mandate to the County Commissioners to construct, furnish and equip a new courthouse and jail facility on the courthouse square in Roger Mills County. The building was paid for with interest money derived from county investments. In February, 1986, the Sheriff moved into the new jail and office complex. In September of 1986, the other County Officers moved into the new courthouse. In 95 years the Roger Mills Courthouse has come from a small tent to a beautiful building, which is the newest courthouse in the state.

Contributed by Donald E. Campbell  
Roger Mills Court Clerk



---

## JUDICIAL ADMINISTRATION

---

---

# Administrative Office of the Courts

---

As authorized by the constitution and by statute, the Supreme Court appoints an Administrative Director of the Courts to assist the Chief Justice in exercising his administrative authority within the judicial branch of government. The duties and responsibilities of the Administrative Office of the Courts are grouped into three divisions: financial services, court services and legal services.

## • FINANCIAL SERVICES DIVISION •

Fiscal and personnel matters are handled by the Financial Services Division which is responsible for appropriated funding requests, budgets, accounting and payroll support for the Supreme Court, Court of Appeals and District Courts. In performing its accounting function, the Financial Services Division receives and processes all expenditures from appropriated and dedicated funds, reconciles monthly statements of account and provides state-wide purchasing for the courts. In its personnel capacity, the Division provides the administrative, accounting and clerical services necessary to maintain a work force of approximately 500 judicial and nonjudicial personnel. This work force includes judges, trial court administrators, court reporters and secretaries for the District Courts, and justices, judges, judicial assistants, clerks, marshals, referees, secretaries and administrative staff for the Supreme Court and Court of Appeals.

## • COURT SERVICES DIVISION •

The Court Services Division is composed of a variety of services to the District Courts and the appellate courts. The areas of responsibility of the Court Services Division include data processing (Oklahoma Court Information System), local court fund budget assistance, and procedural reference service for court clerks. The primary objective of the Okla-

homa Court Information System is to provide automated case management and tracking to the District Courts and to the appellate courts, in addition to the auxiliary information processing necessary for court operation. Initial plans call for total central information processing of all cases in the 18 counties having the largest caseloads. The balance of the counties will be served in the long-range plan by local micro-processor based units. Currently Oklahoma County, Tulsa County and Comanche County are utilizing the system for all civil cases and two additional counties are projected to be added to the network before the end of Fiscal Year 1989. Criminal case processing software was installed in early FY-87 for use initially in Tulsa and then Oklahoma counties with expansion to other major counties in subsequent periods. In the appellate courts, the Appellate Case Tracking System provides data storage and retrieval capabilities for criminal as well as civil appeals. The Administrative Office of the Courts utilizes the Court Information System to monitor all financial activities and caseload statistics in the District Courts. The system is also used for internal management functions such as payroll, judicial personnel tracking and court reporter licensing and tracking. Electronic jury selection systems were activated in late 1987. A uniform system of jury summoning became effective on November 1, 1988.

## • LEGAL SERVICES DIVISION •

Due to the diversity of its duties, the Administrative Office of the Courts has contact with many groups both within and outside the court system. The Legal Services Division interacts with judges, court clerks, court reporters, legislators and the general public.

Supplying legal information to various people in the court system is a primary function of this division. This includes conducting legal research, and monitoring

---

# Administrative Office of the Courts

---

## Legal Services (continued)

legislation affecting the courts as it progresses through the legislative process.


Through the Legal Services Division, the Administrative Office provides assistance to the Council on Judicial Complaints, the Judicial Nominating Commission, the Oklahoma Judicial Conference, the Assembly of Presiding Judges, the Juvenile Justice Oversight Committee and the State Foster Care Review Advisory Board.

The newest section of the Legal Services Division is the Dispute Resolution System. Begun in November, 1985, this system has a statutory purpose of providing to all citizens of Oklahoma convenient access to fair, effective, inexpensive, and

expeditious alternative methods of settling their disputes.

To aid in the accomplishment of this purpose, the System receives, in a revolving fund collected by all court clerks, \$2 for every civil case filed in Oklahoma, and \$5 from each party using the services of a volunteer mediator in a certified dispute resolution center.

The Administrative Director is charged with the duty of administering and supervising the local dispute resolution programs, encouraging and assisting in their establishment throughout Oklahoma, and with disbursing collected System monies to aid the centers with operational expenses.

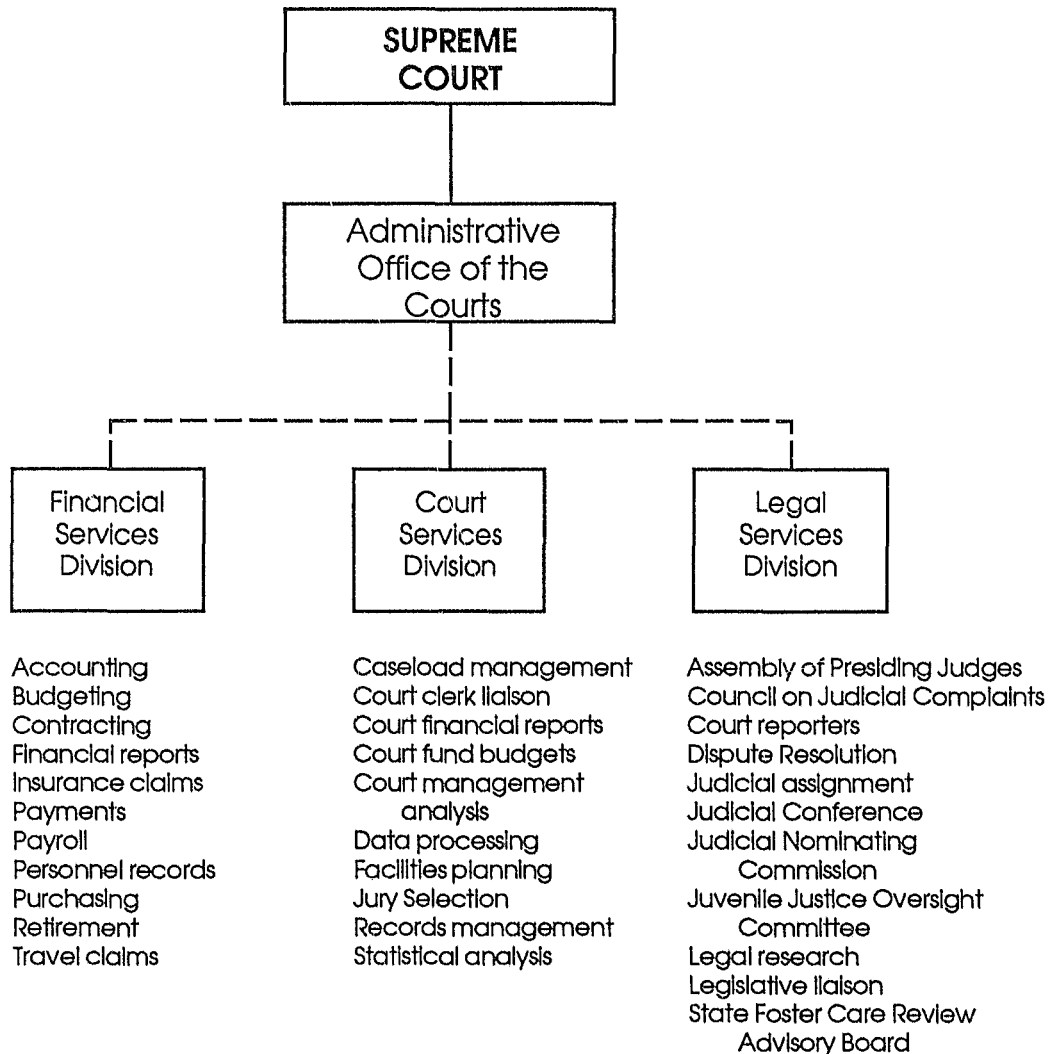


Howard W. Conyers

---

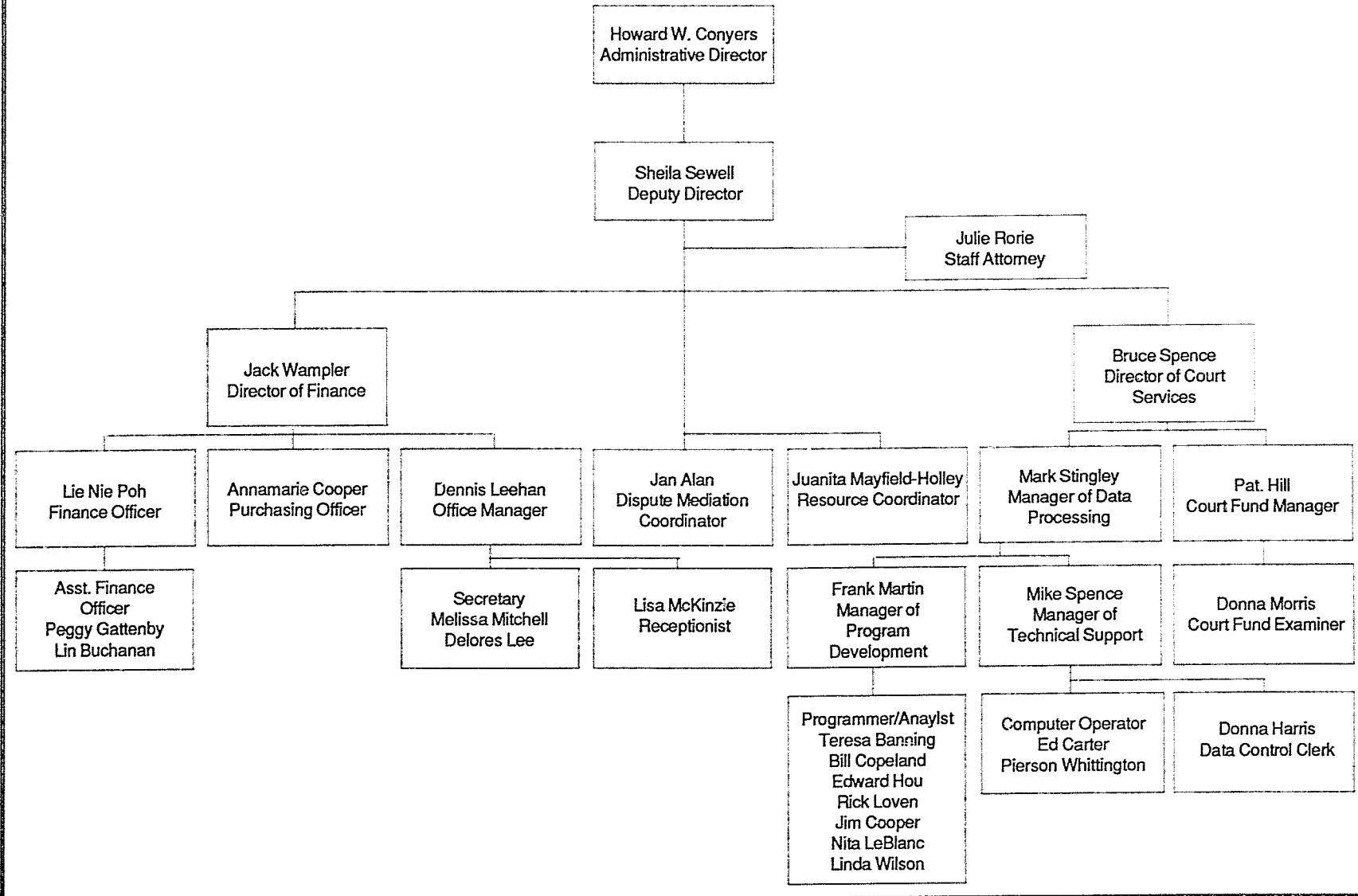
# Functional Organization

---



# Administrative Office of the Courts

## ORGANIZATIONAL CHART



---

# Dispute Mediation Services

---

The Oklahoma Dispute Resolution System, which focuses on mediation services, began in November, 1985. The statutory purpose of the program is to provide, for all citizens of Oklahoma, convenient access to fair, effective, inexpensive and expeditious alternative methods of settling their disputes. Dispute mediation is an informal and effective way, with the aid of a neutral and trained third party, to reach an agreement in a dispute. Participation in the process is voluntary. Referrals to mediation may come from any community source, including court order. Mediation proceedings are confidential and may not be used in any later litigation. Both parties in the dispute participate in reaching an agreement. The mediating neutral party does not render a decision. Instead, he or she functions as a facilitator to encourage communication and creative problem solving in a safe, structured and positive manner. Mediators are trained by one of six state certified

dispute mediation trainers, approved by their local program directors, and certified by the Administrative Director of the Courts. There are 298 certified mediators located throughout the state. The types of conflicts that are often mediated are between: neighbors, family members, landlord and tenant, customer and merchant, farmer and creditor, employer and employee, roommates, friends, or victim and offender. To date, there have been fifteen mediation programs certified. Four provide specialized services statewide, and eleven are community programs providing services regionally. It is the duty of the Administrative Director to administer and supervise the System's dispute resolution programs, as well as to encourage and assist in the establishment of new programs throughout Oklahoma, and to disburse collected System monies to aid the local centers with operational expenses. The Director is assisted by staff and a 15 member advisory board.

## DISPUTE RESOLUTION ADVISORY BOARD

Herman Braswell, Anadarko; James M. Cox, Midwest City; Bruce Elwell, Fairview; Harriet Harding, Ardmore; Larry Hodges, Forgan; Larry Stuart, Pawhuska; Frederick E. Woods, Norman; Susan Work, Seminole; and Honorable Carol Hansen, Udell LaVictoire, Senator John McCune, Robert Rafferty, Pat Rink, Jane Wheeler and Kathy Williamson of Oklahoma City.

## STATEWIDE PROGRAMS

1. Oklahoma Victim Restitution/Juvenile Offender Responsibility Program, Department of Human Services, Ted Baumberger, Ph.D. (405) 521-4086
2. Agriculture Mediation Program, Department of Agriculture, Jim Stovall (405) 525-2055
3. Alternative Dispute Resolution Program, Oklahoma Merit Protection Commission, Cynthia Clegg (405) 525-9144
4. Post Conviction Mediation Program, Department of Corrections, Fred Woods (405) 425-2608

---

# Dispute Mediation Services

---

## REGIONAL PROGRAMS

1. Dispute Mediation Program for Pawnee, Osage, Kay and Noble Counties, Pawnee, Donnell Tucker (918) 762-3464
2. Dispute Resolution Center (Payne, Logan, Lincoln and Creek Counties) Stillwater, Richard Henry (405) 743-4909
3. Dispute Mediation Center (Oklahoma County) Oklahoma City, David Mesaros (405) 231-3855
4. Conflict Resolution Services (Major, Woodward, Woods, Alfalfa, Grant, Garfield, Kingfisher and Blaine Counties) Fairview, Barbara Reese (405) 227-2711
5. Southwest Dispute Mediation Program (Greer, Harmon, Beckham, Washita, Kiowa and Jackson Counties) Mangum, Leon Christian (405) 782-3127
6. Panhandle Dispute Mediation Program (Texas, Cimarron, Beaver and Harper Counties) Guyton, Clyde Hixson (405) 338-3220
7. Dispute Mediation Program for Northeast Oklahoma (Nowata, Washington, Craig, Ottawa, Delaware, Mayes and Rogers Counties) Nowata, Donna Pugh (918) 273-1092
8. Early Settlement: A Precourt Hearing Program (Tulsa County) Tulsa, Leilani Armstrong (918) 592-7786
9. Southeast Dispute Mediation Program (Murray, Johnston, Marshall, Love, Carter, Garvin and Pontotoc Counties) Sulphur, Roland Bacon (405) 226-2132
10. Sooner Settlement (Cleveland County) Norman, Dennis Rainwater (405) 366-5423
11. The People's Dispute Intervention Center (Latimer, LeFlore, Haskell and Pittsburg Counties) Wilburton, Vickie Battles (918) 465-3902

---

## JUDICIAL FUNDING

---

---

# Funding For The Courts

---

## FUNDING SOURCES

Funding for the court system is derived from two sources. The primary source of funding is court generated funding from fines, fees and forfeitures. The secondary source of funding is state generated funding derived from taxes.

## COURT GENERATED FUNDING

Court generated funding consists of fines, fees, and bond forfeitures collected by the 77 District Court Clerks and the Clerk of the Supreme Court.

At the district court level, revenues received are used for the local operations of the District Courts. These expenditures are for items such as juror and witness costs, supplies, utilities for space occupied by the courts, attorney fees for indigent defense, bailiff and part-time court clerk employees, per diem court reporters, furniture, equipment purchases and equipment rentals. Additional expenditures include payments required by statute to be paid to the Judicial Retirement System, CLEET Fund, Dispute Resolution Fund and the County General Fund.

On a quarterly basis, each District Court Clerk files a report with the Administrative Office of the Courts that lists the local expenses and revenues and submits a deposit to the State Judicial Fund. The fees received by the Clerk of the Supreme Court are deposited directly into the State Judicial Fund. Two other sources of money for the State Judicial Fund are surplus funds transferred from the law libraries and court reporter license fees.

After payment of local court expenses, the balance of the State Judicial Fund is available for legislative appropriation to the District Courts. This appropriation pays the salaries and travel expenses of District Court judges and court reporters. Some direct costs of the Supreme Court are paid from the State Judicial Fund and require no legislative appropriation. These costs are: jury trials where the local court fund is

insolvent, costs related to criminal change of venue, attorney fees for indigent defendants charged with first degree murder, expert witness fees, expenses related to the Council on Judicial Complaints, and expenses of the State Board of Examiners of Official Shorthand Reporters.

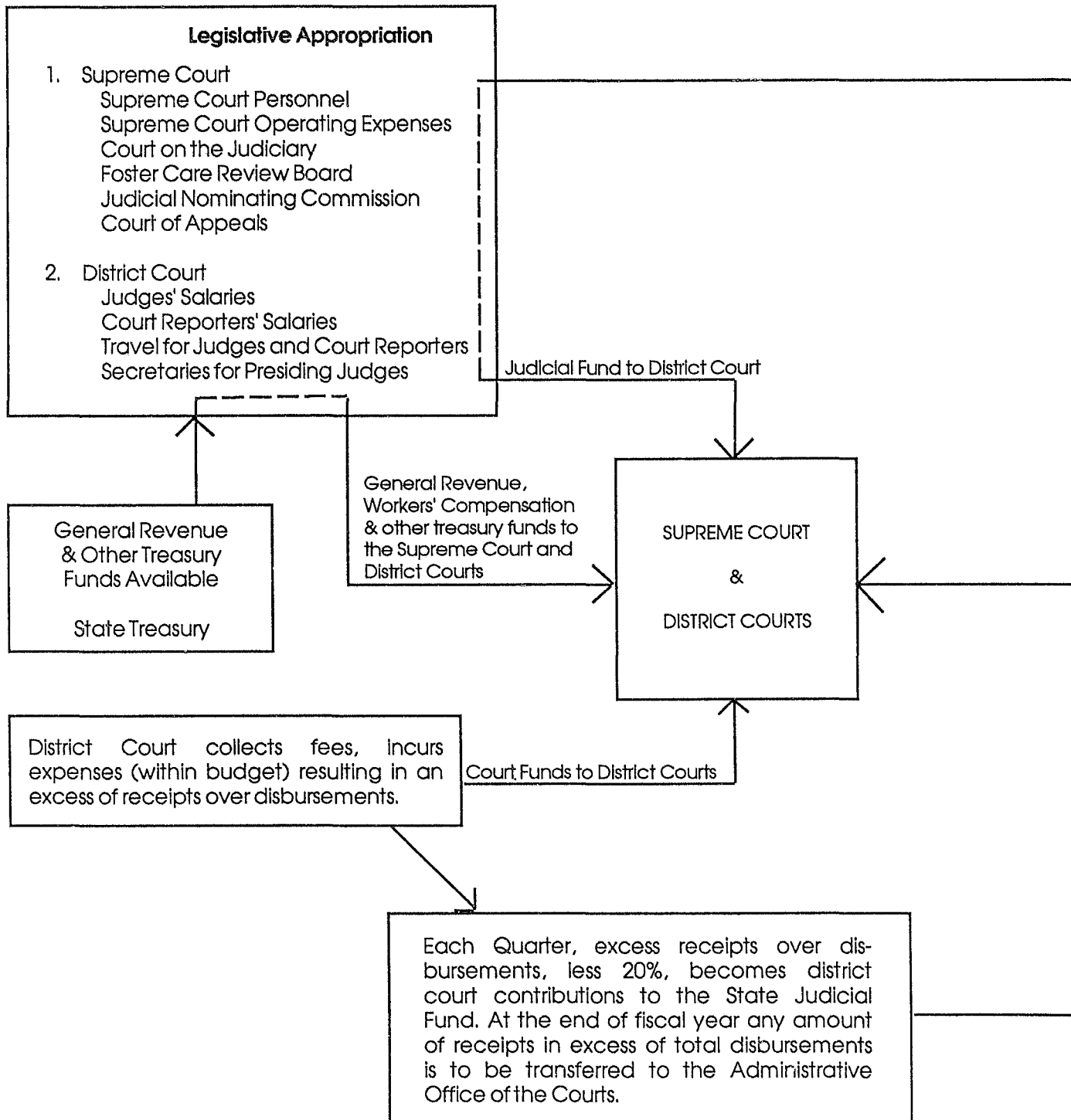
## STATE GENERATED FUNDING

Because court-generated revenues are not sufficient for all expenses of the state court system, some state-generated revenues must be provided through legislative appropriations. The funding trend for the Supreme Court and District Courts for the past five years has been toward increased dependence on court-generated funds.

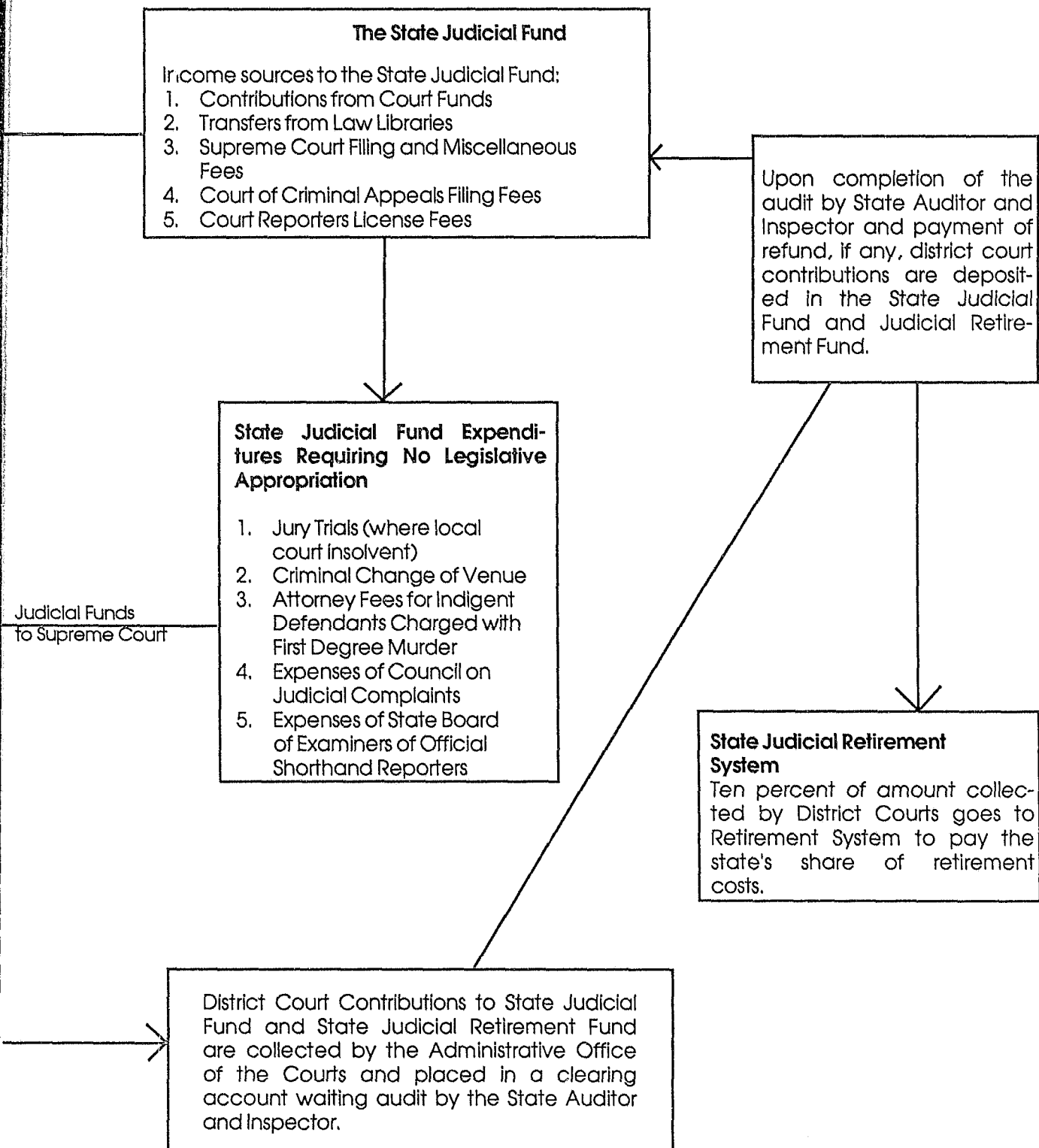
The primary source of appropriated funding for the Supreme Court has historically been the General Revenue Fund, but with declining revenues the funding has shifted to a mixture of General Revenue and Workers' Compensation Funds. The Supreme Court does not receive funding from the State Judicial Fund except for statutory requirements illustrated on page 50.

The primary source of funding for the District Courts is the State Judicial Fund. Projected receipts to the fund, in excess of anticipated statutory expenditures, are certified by the State Board of Equalization and appropriated to the District Courts. The Judicial Fund is not large enough to completely support the District Courts and additional appropriated funding is required from General Revenue and other funds.

# FUNDING FOR THE OKL



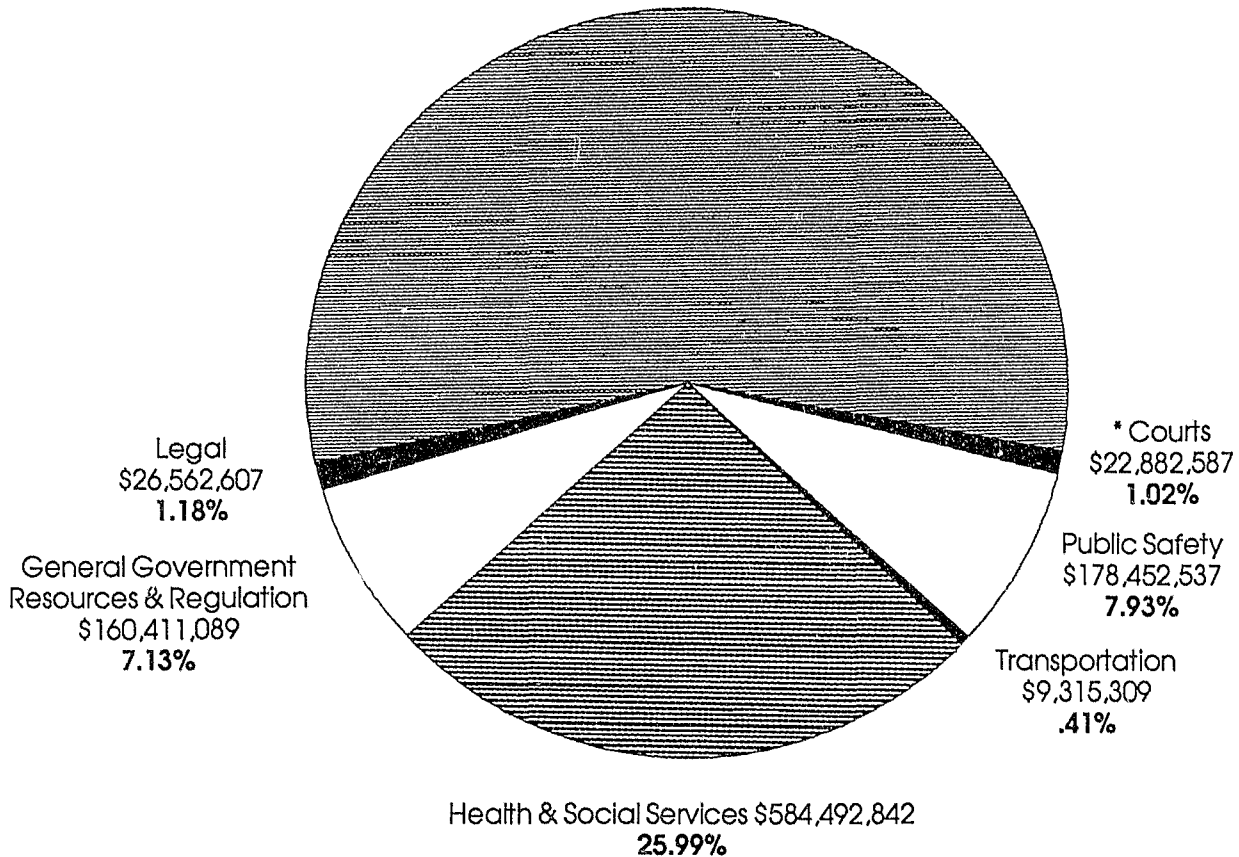
# OHOMA COURT SYSTEM



# FY-88 Statewide Appropriations

**\$2,249,296,371**

Education  
\$1,267,179,400  
**56.34%**

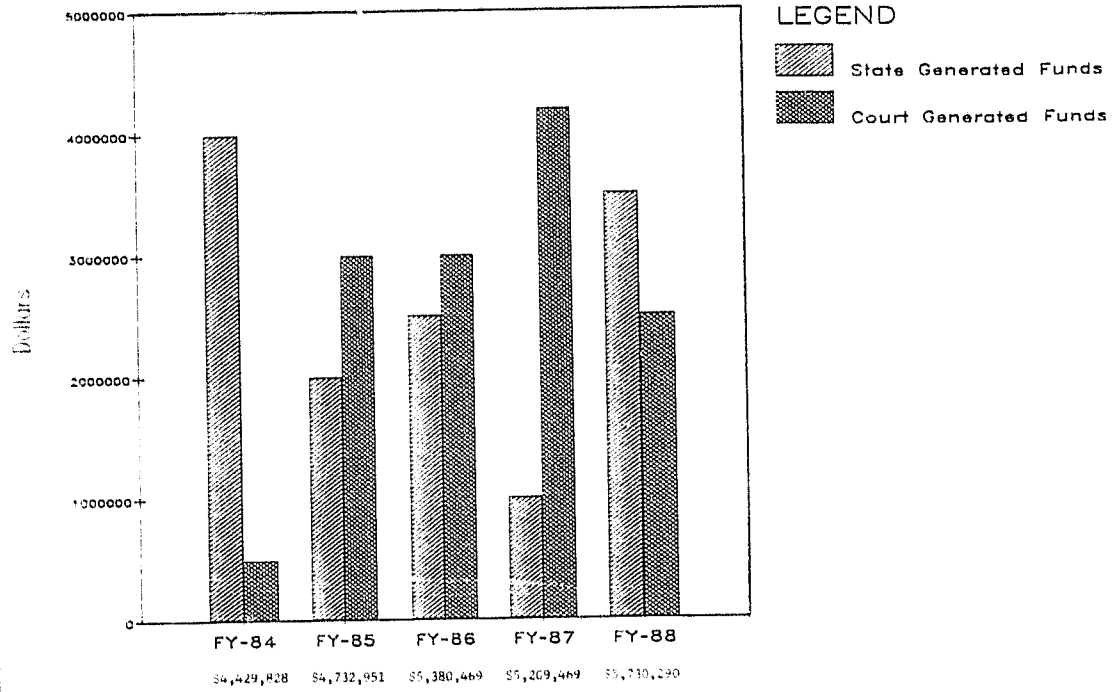


	State Generated Funds	Court Generated Funds	Total
*District Courts	\$4,175,020	\$12,199,756	\$16,374,776
Supreme Court	3,530,290	2,200,000	5,730,290
Court of Criminal Appeals	777,521	0	777,521
<b>TOTAL</b>	<b>\$8,482,831</b>	<b>\$14,399,756</b>	<b>\$22,882,587</b>

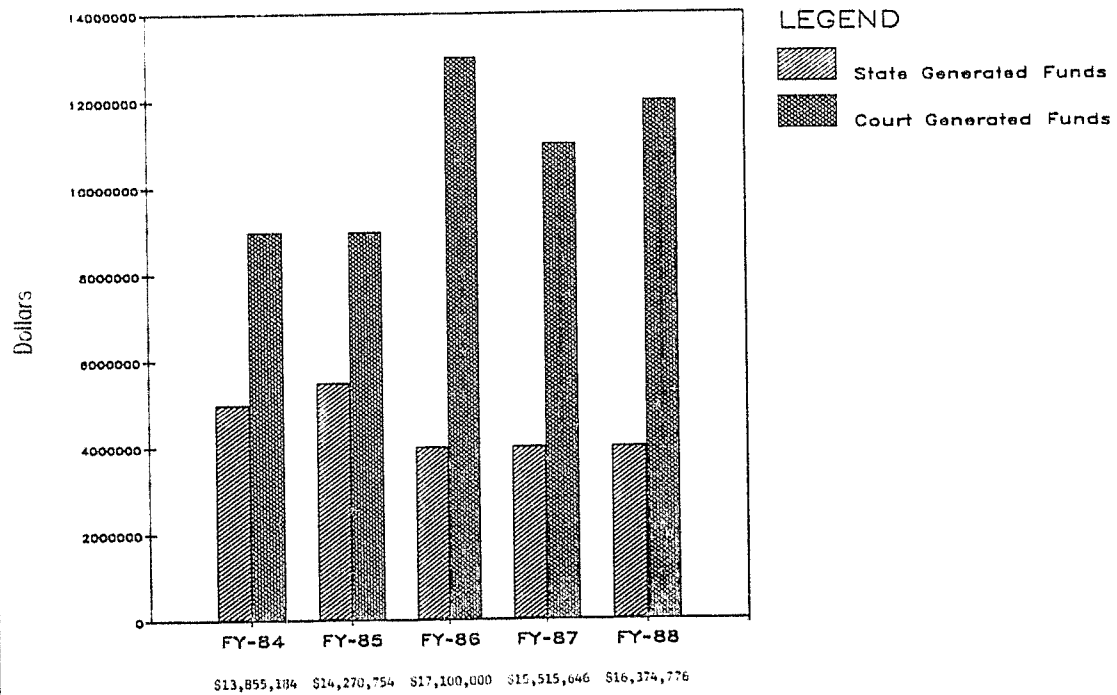
**NOTE:** FOR FY-88 TRANSPORTATION FUNDING WAS CHANGED FROM APPROPRIATED TO DEDICATED FUNDING. THE RESULT WAS AN APPARENT DECLINE IN TRANSPORTATION FUNDING WITH CORRESPONDING INCREASE IN ALL OTHER APPROPRIATION PERCENTAGES.

## Appropriations

### Supreme Court Appropriation History



### District Courts Appropriation History



# Expenditures

## COURT SYSTEM EXPENDITURES FY-88

### Expenditures From State Generated Funds

SUPREME COURT		
Supreme Court Personnel & Operations	\$ 1,700,187	
Court on the Judiciary	0	
Foster Care Review Board	35,804	
Judicial Nominating Commission	2,934	
Court of Appeals Personnel & Operations	950,797	
DISTRICT COURT		
District Court Personnel & Operations	4,175,016	<u>\$6,864,738</u>

### Expenditures From Court Generated Funds

SUPREME COURT		
Supreme Court Personnel & Operations*	\$ 1,222,133	
Statutory Judicial Fund Expenditures	328,073	
Court of Appeals Personnel & Operations	640,103	
DISTRICT COURT		
District Court Personnel & Operations	12,065,570	
DIRECT COUNTY EXPENDITURES		
District courts incur expenses and contribute excess receipts over disbursements, less 20%, to the State Judicial Fund.	24,459,549	<u>\$38,715,428</u> <u>\$45,580,166</u>
COLLECTIONS AT COUNTY LEVEL		
Fines, Fees and Forfeitures		
STATE JUDICIAL RETIREMENT SYSTEMS		
Ten Percent of amount collected by District Courts goes to retirement fund to pay the state's share of retirement costs.		

\*Workers' Compensation Fund expenditures. Except for statutory expenditures in the Supreme Court, all Judicial Fund monies are spent for District Court expenses.

## Direct Expenditures From Local Court Funds FY-88

<u>County-Level Expenditures</u>	<u>Amount</u>	<u>Percent of Total</u>
Personnel	\$5,477,644 *	22.39
Full Time Bailiffs	\$1,659,114	
Part Time Bailiffs	297,118	
Per Diem Court Reporters	96,571	
Part Time Court Clerk Emp	3,424,841	
General Operating	4,161,789	17.01
Utilities	996,226	4.07
Other Expenses	100,500	.41
Attorney Fees	4,289,073	17.55
Trial Court	\$2,446,856	
Appeals	23,231	
Mental Health	113,423	
Public Defender	1,705,563	
Witness Fees	489,997	2.00
Physician Fees	78,108	.32
Jurors	2,150,532	8.79
Court Reporter Transcripts	490,975	2.01
Preliminary & Trial	\$299,057	
Appeals	191,918	
Law Library	875,265	3.58
County General Fund	<u>907,710**</u>	<u>3.71</u>
TOTAL	\$20,017,819	81.84
<u>Payments to State</u>		
Judicial Retirement Fund	3,515,305	14.37
CLEET	669,881	2.74
Dispute Resolution Revolving Fund	<u>256,545</u>	<u>1.05</u>
TOTAL	\$4,441,731	18.16
GRAND TOTAL	<u><u>\$24,459,550</u></u>	<u><u>100.00</u></u>

\*An additional \$16 million in appropriated funds are paid to judicial employees (judges, court reporters) in the counties.

\*\*Payments directly to Counties for loss of revenue incurred when Justice of Peace Courts were abolished in 1969.

# Contributions to State Judicial Fund

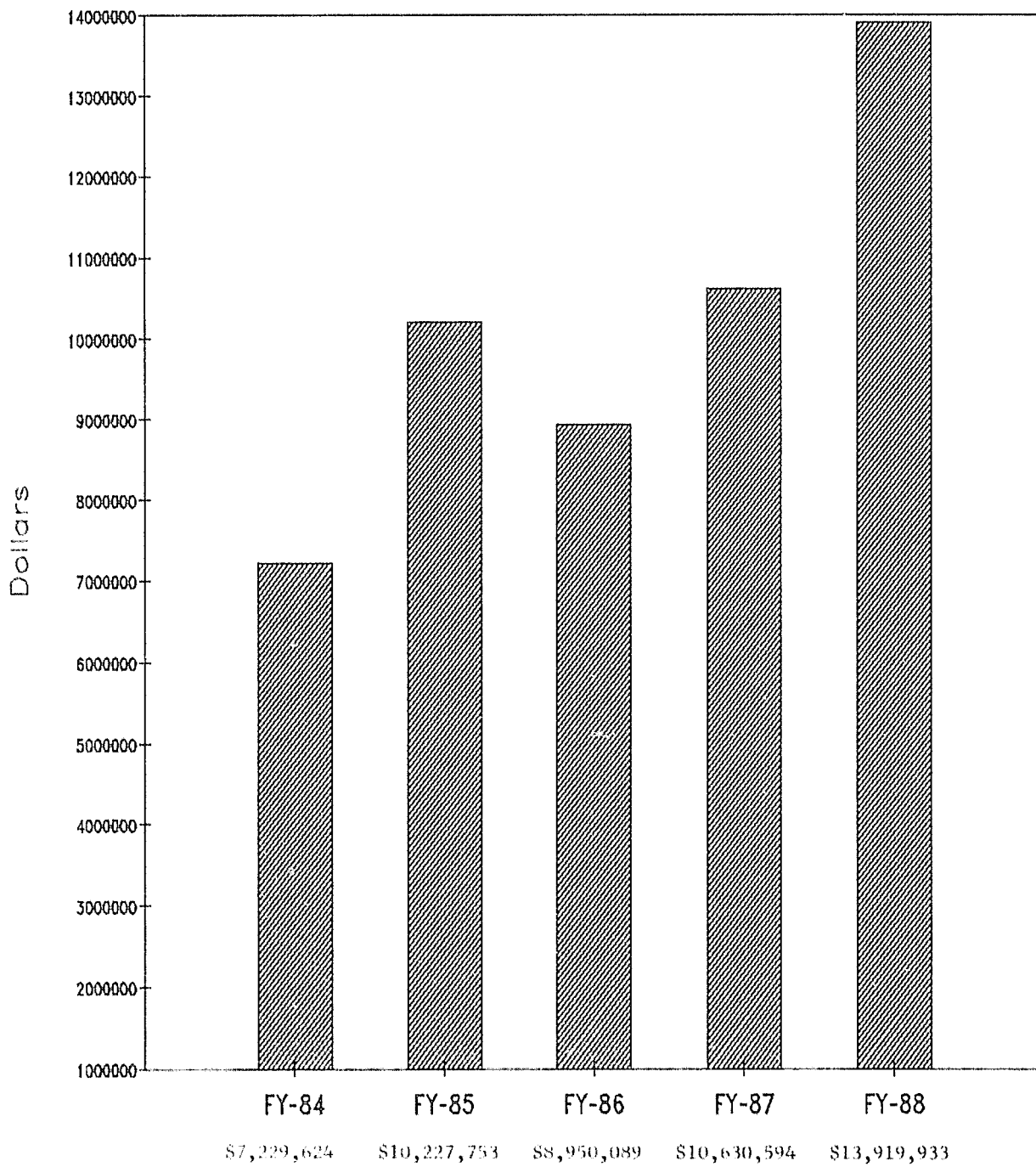
## Counties Ranked by Contribution

Rank	County	FY-88 Contribution	Rank	County	FY-88 Contribution
1	Oklahoma	4,935,792	40	McClain	61,747
2	Tulsa	2,476,883	41	Sequoyah	60,220
3	Cleveland	816,425	42	Carter	59,635
4	Canadian	324,092	43	Kiowa	58,388
5	Payne	311,515	44	Dewey	58,036
6	Wagoner	289,197	45	Texas	57,847
7	Comanche	241,556	46	Pittsburg	57,339
8	Muskogee	169,832	47	Woods	56,422
9	Custer	167,209	48	Beckham	51,538
10	Woodward	165,926	49	McCurtain	50,885
11	Garfield	149,557	50	Nowata	49,083
12	Kay	144,108	51	Murray	46,414
13	Pottawatomie	143,911	52	Okfuskee	44,140
14	LeFlore	143,279	53	Beaver	35,716
15	Grady	139,689	54	Osage	34,757
16	Ottawa	136,351	55	Cimarron	34,420
17	Garvin	128,232	56	Hughes	33,864
18	Lincoln	115,695	57	Roger Mills	33,090
19	Washington	112,368	58	Cherokee	30,558
20	Logan	108,921	59	Choctaw	27,218
21	Creek	104,927	60	Harper	26,463
22	Pontotoc	99,059	61	Jefferson	26,261
23	Blaine	89,918	62	Adair	21,844
24	Kingfisher	85,824	63	Johnston	21,577
25	Atoka	82,807	64	Ellis	21,538
26	Major	82,469	65	Grant	20,975
27	Okmulgee	81,168	66	Jackson	18,182
28	Stephens	78,887	67	Coal	16,617
29	Mayes	77,438	68	McIntosh	16,340
30	Caddo	77,412	69	Love	12,086
31	Bryan	77,181	70	Haskell	10,847
32	Washita	76,792	71	Alfalfa	10,606
33	Noble	76,209	72	Latimer	10,419
34	Craig	71,257	73	Delaware	9,799
35	Rogers	70,148	74	Harmon	9,651
36	Pushmataha	68,111	75	Cotton	8,235
37	Seminole	63,635	76	Marshall	4,099
38	Pawnee	63,197	77	Greer	2,953
39	Tillman	63,147			

TOTAL

\$13,919,933

## State Judicial Fund Total Contributions



---

# Statutory Judicial Fund Expenditures

---

## PAID BY SUPREME COURT

	<u>FY-84</u>	<u>FY-85</u>	<u>FY-86</u>	<u>FY-87</u>	<u>FY-88</u>
Council on Judicial Complaints	\$ 24,679	\$ 45,742	\$ 63,805	\$ 31,370	\$ 17,417
Indigent Murder I Attorney Fees	116,025	143,733	209,854	250,828	204,786
Expert Witness Fees	-	-	1,500	13,837	14,137
Change of Venue	16,375	20,449	11,437	54,291	9,377
Support of Local Jury Trials	-	22,559	12,349	66,350	78,600
Shorthand Reporters Board	<u>1,142</u>	<u>2,546</u>	<u>1,339</u>	<u>2,860</u>	<u>3,756</u>
TOTALS	<u>\$ 158,221</u>	<u>\$ 235,029</u>	<u>\$ 300,284</u>	<u>\$ 419,536</u>	<u>\$ 328,073</u>

---

## Statewide Cost of Legal Representation for Indigents

---

### Fiscal Year 1985

State Judicial Fund (Murder I)		\$143,733
Local Court Funds		\$4,085,579
Trial	2,163,775	
Appeal	157,118	
Mental Health	216,682	
Public Defender Programs	1,548,004	
<b>TOTAL FOR FY-85</b>		<b>\$4,229,312</b>

### Fiscal Year 1986

State Judicial Fund (Murder I)		\$209,854
Local Court Funds		\$4,401,423
Trial	2,371,349	
Appeal	187,451	
Mental Health	198,153	
Public Defender Programs	1,644,470	
<b>TOTAL FOR FY-86</b>		<b>\$4,611,277</b>

### Fiscal Year 1987

State Judicial Fund (Murder I)		\$250,828
Local Court Funds		\$4,668,090
Trial	2,631,927	
Appeal	205,042	
Mental Health	219,675	
Public Defender Programs	1,611,446	
<b>TOTAL FOR FY-87</b>		<b>\$4,918,918</b>

### Fiscal Year 1988

State Judicial Fund (Murder I)		\$204,786
Local Court Funds		\$4,367,181
Trial	2,446,856	
Appeal	23,231	
Mental Health	191,531	
Public Defender Programs	1,705,563	
<b>TOTAL FOR FY-88</b>		<b>\$4,571,967</b>

---

## JUDICIAL STATISTICAL SUMMARY

---

---

## Statewide Statistics for District Courts

---

Included in this section are tables and graphs summarizing the caseload inventory of the District Courts for Fiscal Year 1988. Civil cases are categorized as general civil, domestic relations, small claims and probate. Criminal cases are either felony or misdemeanor.

These tables and graphs depict statewide totals. The Annual Report Statistical Appendix contains statistical data for each county and District Court judicial district.

Also included is a chart which ranks the District Court judicial districts according to population per authorized judgeships and cases filed per authorized judgeships.

The final chart in this section shows the total statewide cost of legal representation for indigents during the last four fiscal years. Payments are made at the state level from the State Judicial Fund to compensate attorneys who are appointed to represent indigents charged with Murder in the First Degree. At the local level, payments are made from the local court funds to public defender programs and for representation of indigents in criminal trials, criminal appeals and mental health proceedings.

# DISTRICT COURT CASELOAD INVENTORY • STATEWIDE SUMMARY\*

July 1, 1987 • June 30, 1988

	Pending 7-1-87	Cases Filed	Total Caseload	Cases Disposed	Percent of Caseload Terminated	Pending 6-30-88
<b>General Civil</b>	<b>122,819</b>	<b>69,520</b>	<b>192,339</b>	<b>64,828</b>	<b>33.7</b>	<b>127,511</b>
<b>Domestic Relations</b>	<b>46,339</b>	<b>41,183</b>	<b>87,522</b>	<b>36,293</b>	<b>41.5</b>	<b>51,229</b>
Divorce	28,323	28,953	57,276	26,761	46.7	30,515
Reciprocal Support						
Incoming	5,564	1,255	6,819	1,379	20.2	5,440
Outgoing	3,506	997	4,503	606	13.5	3,897
Other	8,946	9,978	18,924	7,547	39.9	11,377
<b>Small Claims</b>	<b>80,658</b>	<b>73,108</b>	<b>153,766</b>	<b>74,467</b>	<b>48.4</b>	<b>79,299</b>
<b>Probate</b>	<b>30,523</b>	<b>16,521</b>	<b>47,044</b>	<b>14,507</b>	<b>30.8</b>	<b>32,537</b>
<b>Felony</b>	<b>49,908</b>	<b>28,390</b>	<b>78,298</b>	<b>24,323</b>	<b>31.1</b>	<b>53,975</b>
D.U.I.	911	2,393	3,304	2,216	67.1	1,088
Other	48,997	25,997	74,994	22,107	29.5	52,887
<b>Misdemeanor</b>	<b>167,943</b>	<b>232,797</b>	<b>400,740</b>	<b>212,652</b>	<b>53.1</b>	<b>188,088</b>
D.U.I.	11,128	9,962	21,090	9,500	45.0	11,590
Traffic	119,664	193,091	312,755	176,102	56.3	136,653
Other	37,151	29,744	66,895	27,050	40.4	39,845
<b>Grand Totals</b>	<b>498,190</b>	<b>461,519</b>	<b>959,709</b>	<b>427,070</b>	<b>44.5</b>	<b>532,639</b>

\* For statistical information for each county, refer to the Annual Report Statistical Appendix.

---

**DISTRICT COURT CASELOAD INVENTORY**  
**Method of Disposition of Civil Cases • Statewide Summary\***  
**July 1, 1987 • June 30, 1988**

---

	Total Cases Disposed	Nonjury Trial	Jury Trial	Dismissed/ Withdrawn/ Settled	Uncontested/ Default Judgment
<b>General Civil</b>	<b>64,828</b>	<b>15,233</b>	<b>724</b>	<b>25,502</b>	<b>23,369</b>
<b>Domestic Relations</b>	<b>36,293</b>	<b>11,198</b>	<b>58</b>	<b>9,624</b>	<b>15,413</b>
Divorce	26,761	9,108	39	5,726	11,888
Reciprocal Incoming	1,379	170	0	841	368
Outgoing	606	52	0	338	216
Other	7,547	1,868	19	2,719	2,941

	Total Cases Disposed	Nonjury Trial	Jury Trial	Voluntary Dismissal	Dismissed/ Default Judgment	Failure to Prosecute
<b>Small Claims</b>	<b>74,467</b>	<b>26,218</b>	<b>3</b>	<b>11,579</b>	<b>27,577</b>	<b>9,090</b>

	Total Cases Disposed	Contested	Without Contest
<b>Probate</b>	<b>14,507</b>	<b>1,346</b>	<b>13,161</b>

\* For statistical information for each county, refer to the Annual Report Statistical Appendix

---

## DISTRICT COURT CASELOAD INVENTORY

### Method of Disposition of Criminal Cases • Statewide Summary\*

July 1, 1987 • June 30, 1988

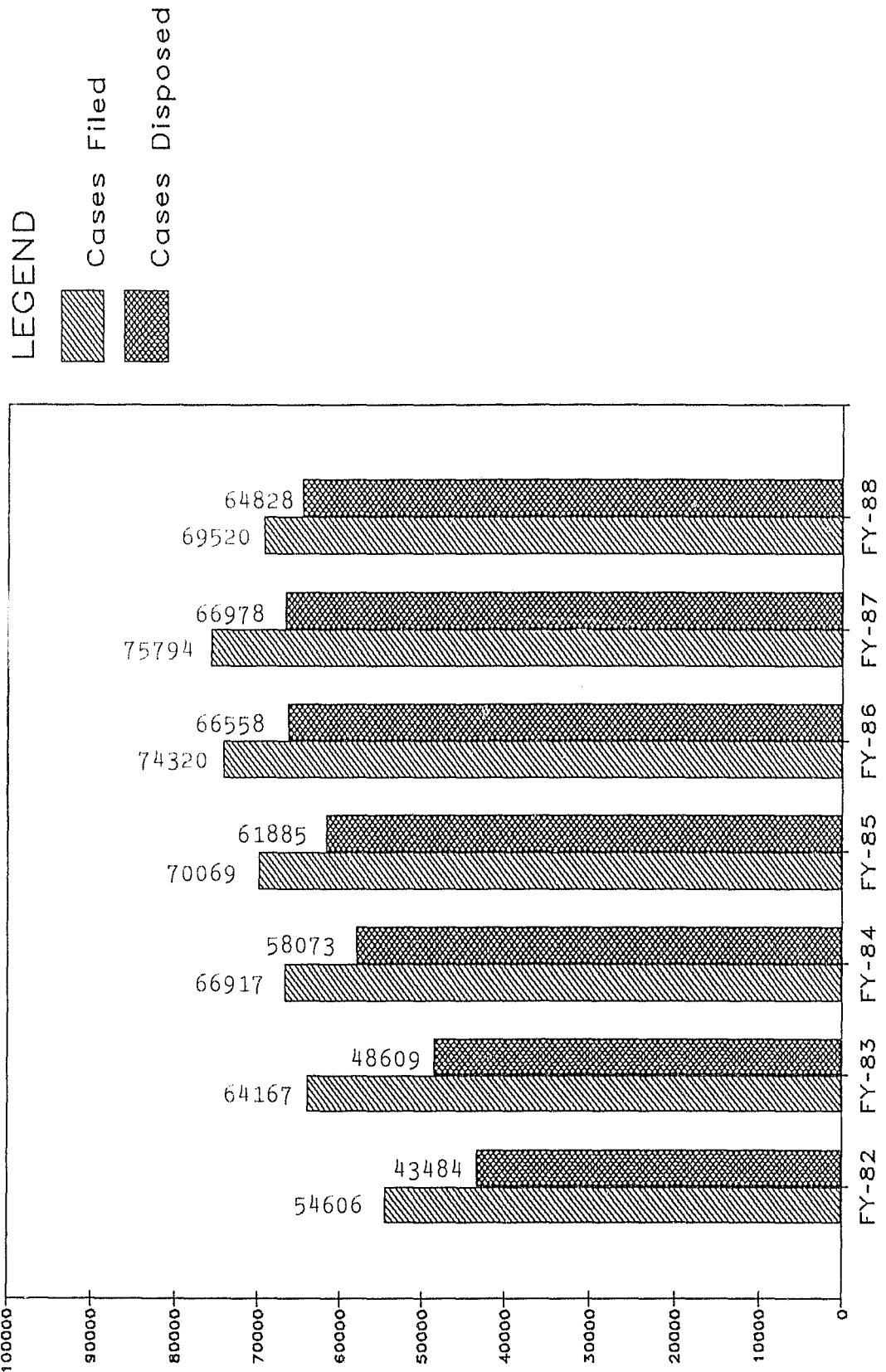
---

	Total Dispositions	Nonjury Trials	Jury Trials	GUILTY Pleas	Dismissed
<b>Felony</b>	<b>24,323</b>	<b>759</b>	<b>870</b>	<b>15,227</b>	<b>7,467</b>
D.U.I.	2,216	69	44	1,955	148
Other	22,107	690	826	13,272	7,319

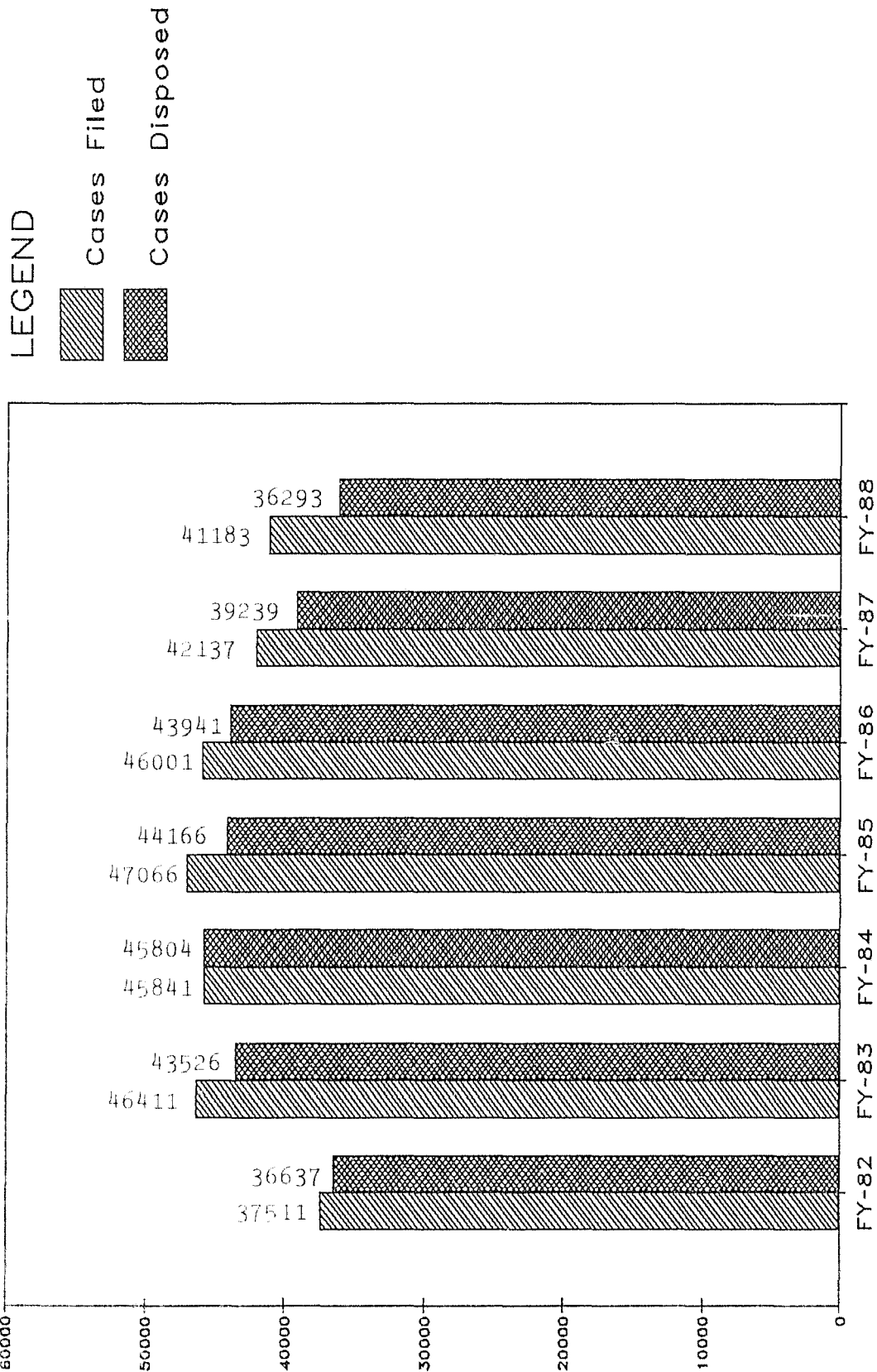
	Total Dispositions	Nonjury Dispositions	Jury Trials	GUILTY Pleas	Bond Forfeitures	Dismissed
<b>Misdemeanor</b>	<b>212,652</b>	<b>8,161</b>	<b>241</b>	<b>136,977</b>	<b>29,406</b>	<b>37,867</b>
D.U.I.	9,500	398	34	7,662	108	1,298
Traffic	176,102	6,491	39	112,984	27,902	28,686
Other	27,050	1,272	168	16,331	1,396	7,883

\* For statistical information for each county, refer to the Annual Report Statistical Appendix

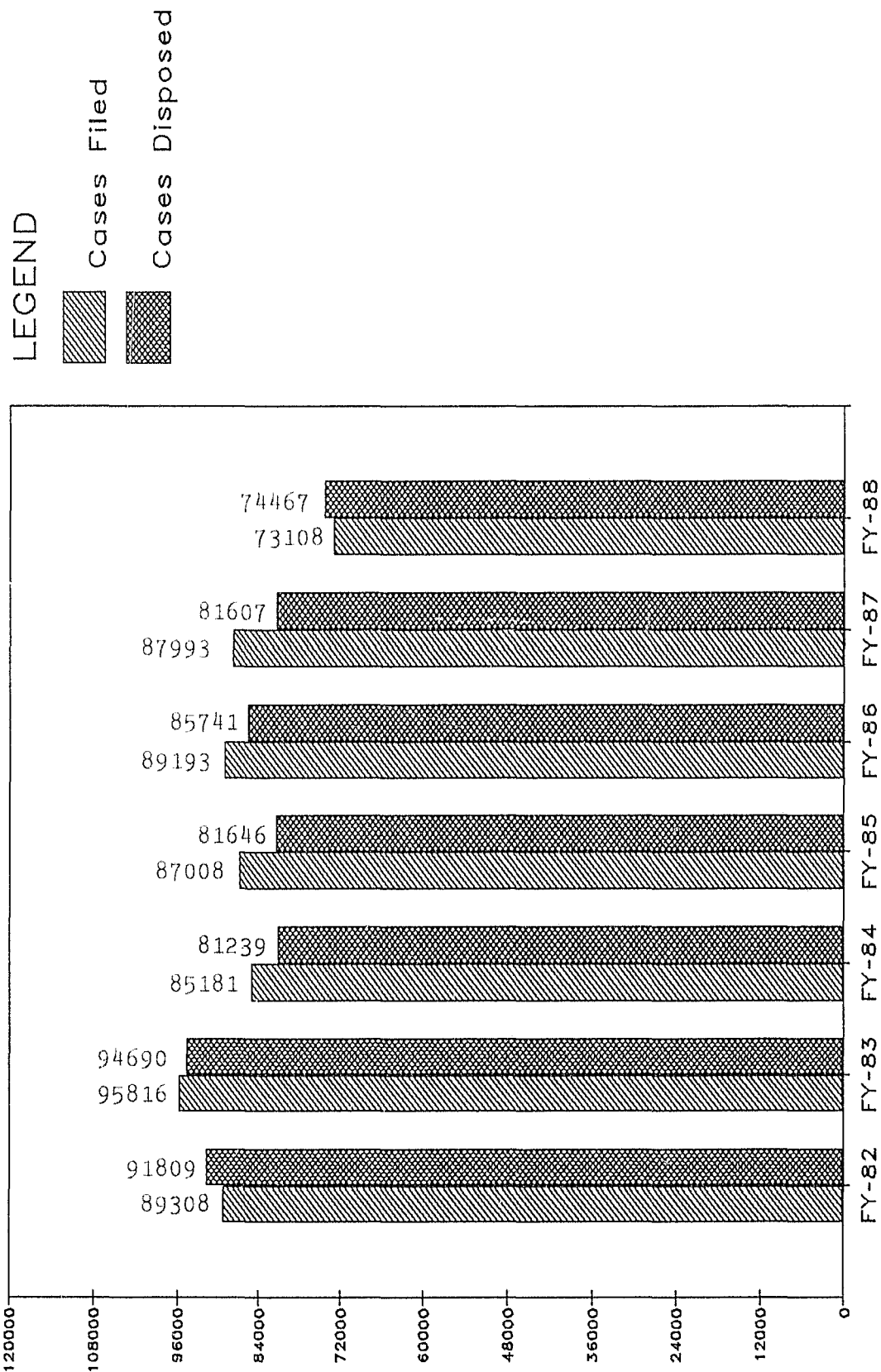
# District Court Statewide Totals — General Civil



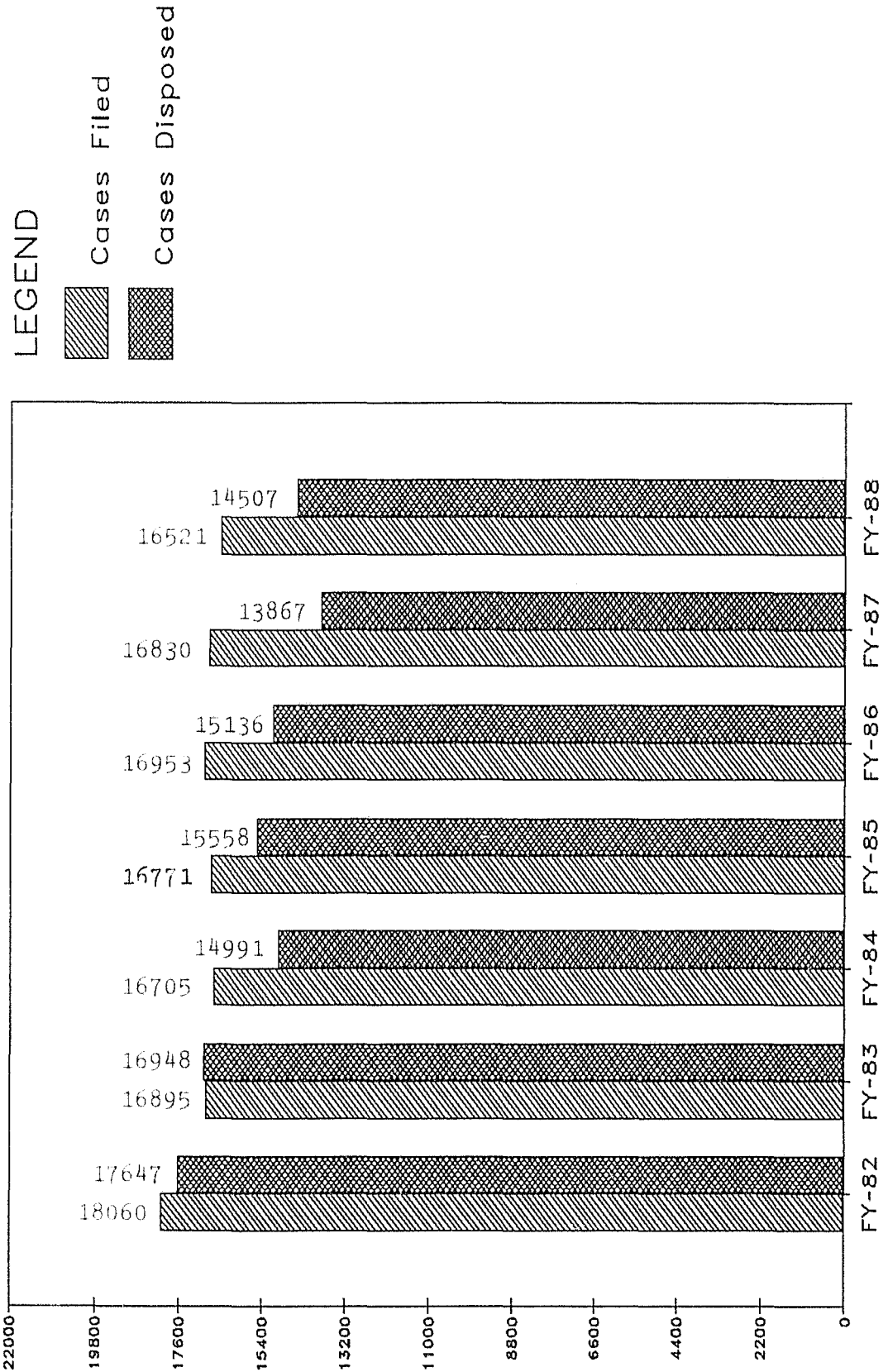
# District Court Statewide Totals — Domestic Relations



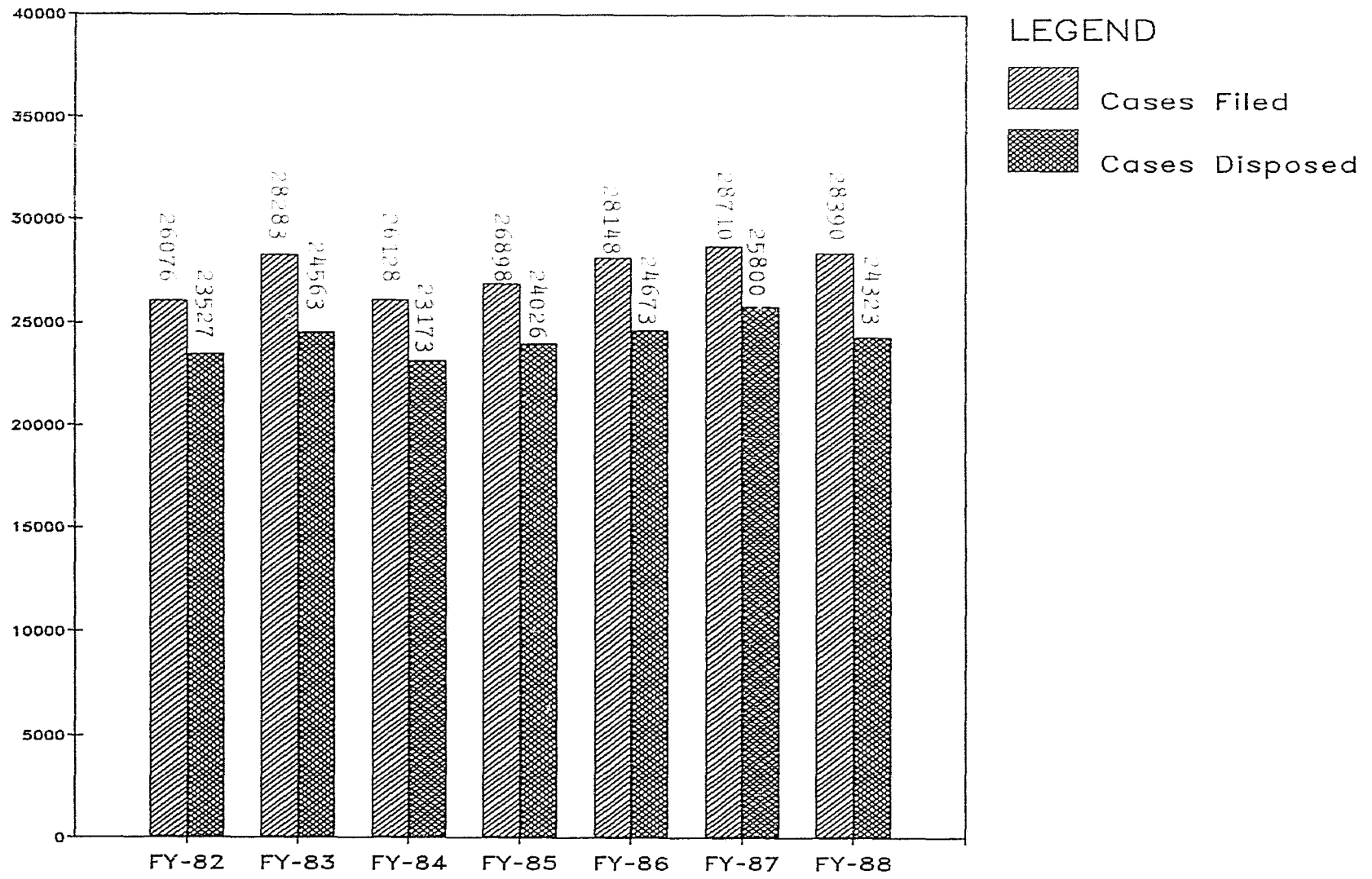
# District Court Statewide Totals — Small Claims



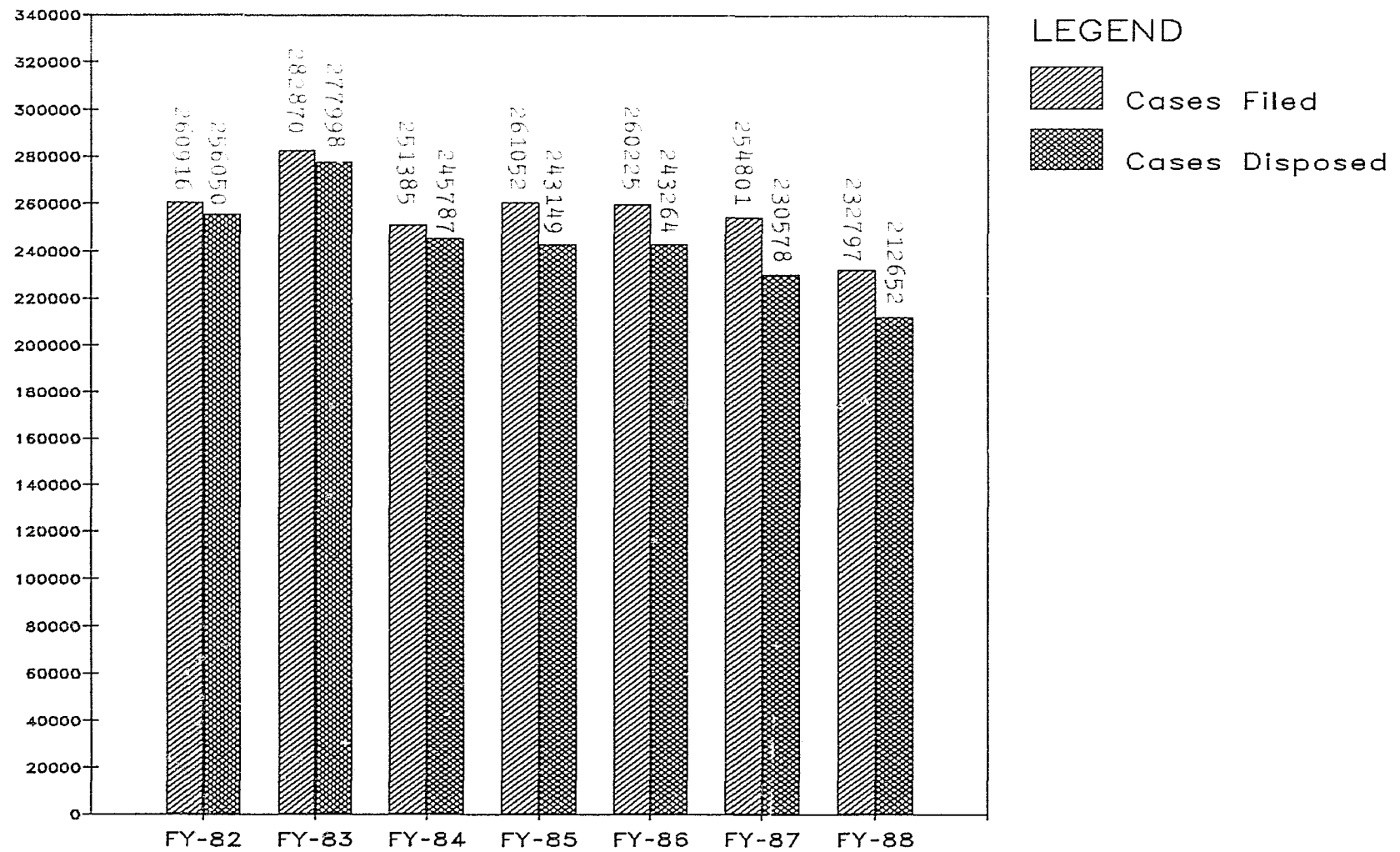
# District Court Statewide Totals — Probate



## District Court Statewide Totals — Felonies



## District Court Statewide Totals — Misdemeanors



(Including Misdemeanor Traffic)

# Population and Cases Per Judge

By Judicial Districts

FY-88

Judicial District	Authorized Judgeships	District Population	Population Per Judge	Rank	District Case Filings	Cases Filed Per Judge	Rank
1	5	32,896	6,579	25	6,196	1,239	26
2	8	67,180	8,398	24	11,346	1,418	25
3	6	69,263	11,544	19	9,944	1,657	19
4	13	150,834	11,603	18	25,765	1,982	13
5	12	171,396	14,283	10	22,129	1,844	16
6	5	70,395	14,079	13	10,938	2,188	11
7	29	568,933	19,618	2	80,450	2,774	4
8	4	61,425	15,356	8	12,469	3,117	1
9	5	89,316	17,863	3	14,858	2,972	2
10	3	39,327	13,109	15	5,047	1,682	18
11	4	59,599	14,900	9	6,115	1,529	22
12	6	93,711	15,619	7	15,581	2,597	7
13	4	56,816	14,204	11	7,847	1,962	14
14	28	485,903	17,354	4	70,604	2,522	9
15	12	188,748	15,729	6	32,142	2,679	5
16	5	61,548	12,310	17	8,033	1,607	21
17	5	65,127	13,025	16	10,734	2,147	12
18	4	56,086	14,022	14	10,319	2,580	8
19	3	30,535	10,178	22	5,738	1,913	15
20	8	84,132	10,517	21	14,130	1,766	17
21	9	181,320	20,147	1	26,165	2,907	3
22	8	74,409	9,301	23	11,697	1,462	24
23	5	81,840	16,368	5	13,282	2,656	6
24	10	109,310	10,931	20	15,248	1,525	23
25	3	18,789	6,263	26	4,916	1,639	20
26	4	56,452	14,113	12	9,826	2,457	10
TOTALS	208	3,025,290	-----	--	461,519	-----	--
		STATE AVERAGE	14,545			2,219	

---

# The Oklahoma Judicial Conference

---

The Oklahoma Judicial Conference is an organization whose membership is comprised of active and retired members of the judiciary in the State of Oklahoma. The purpose of the Judicial Conference is to provide continuing judicial education and training to its members, assistance to the Legislature concerning matters affecting the trial courts, and foster communications among all levels of the state judiciary.

The Judicial Conference has three active committees. They are the Legislative, Program and Education, and Judges Helping Judges Committees.

The Oklahoma Judicial Conference meets biannually for educational programs and administrative responsibilities. The officers serve one year terms, assuming their responsibilities at the beginning of every calendar year.

## OFFICERS

President	Honorable Edward C. Cunningham District Judge 26th Judicial District
President-Elect	Honorable Gary L. Lumpkin District Judge 20th Judicial District
Vice-President	Honorable Gordon R. Melson District Judge 22nd Judicial District
Vice-President	Honorable Janice P. Dreiling Associate District Judge Washington County
Vice-President	Honorable Jacqueline P. Duncan Special Judge Custer County
Secretary-Treasurer	Honorable Steven W. Taylor Associate District Judge Pittsburg County
O.B.A. Delegate	Honorable Jane P. Wiseman District Judge 14th Judicial District
O.B.A. Delegate	Honorable Glen D. Adams Associate District Judge Garfield County
O.B.A. Delegate	Honorable David Winslow District Judge 14th Judicial District
O.B.A. Delegate	Honorable James Wilkinson Associate District Judge Major County

115767

P82



State of Oklahoma

# The Judiciary

Annual Report  
of the  
Judicial Branch

Administrative Office of the Courts

# Table of Contents

## Statistical Appendix

### ◦ INTRODUCTION ◦

District Courts Statistical Information . . . . .	2
---	---

### ◦ GENERAL CIVIL ◦

Total General Civil	
Filed/Disposed . . . . .	3
Method of Disposition . . . . .	8

### ◦ DOMESTIC RELATIONS ◦

Total Domestic Relations	
Filed/Disposed . . . . .	13
Method of Disposition . . . . .	18
Divorce	
Filed/Disposed . . . . .	23
Method of Disposition . . . . .	28
Incoming Reciprocal Support	
Filed/Disposed . . . . .	33
Method of Disposition . . . . .	38
Outgoing Reciprocal Support	
Filed/Disposed . . . . .	43
Method of Disposition . . . . .	48
Other Domestic Relations	
Filed/Disposed . . . . .	53
Method of Disposition . . . . .	58

### ◦ PROBATE ◦

Total Probate	
Filed/Disposed . . . . .	63
Method of Disposition . . . . .	68

### ◦ SMALL CLAIMS ◦

Total Small Claims	
Filed/Disposed . . . . .	73
Method of Disposition . . . . .	78

### ◦ FELONY ◦

Total Felony	
Filed/Disposed . . . . .	83
Method of Disposition . . . . .	88
Felony D.U.I.	
Filed/Disposed . . . . .	93
Method of Disposition . . . . .	98
Other Felony	
Filed/Disposed . . . . .	103
Method of Disposition . . . . .	108

### ◦ MISDEMEANOR ◦

Total Misdemeanor	
Filed/Disposed . . . . .	113
Method of Disposition . . . . .	118
Misdemeanor D.U.I.	
Filed/Disposed . . . . .	123
Method of Disposition . . . . .	128
Misdemeanor Traffic	
Filed/Disposed . . . . .	133
Method of Disposition . . . . .	138
Misdemeanor Non-Motor Vehicle	
Filed/Disposed . . . . .	143
Method of Disposition . . . . .	148

# Introduction

## District Courts Statistical Information

The following pages contain the FY-88 caseload statistics for the 26 District Court judicial districts and the counties within each district. Six major categories of cases are reported: general civil, domestic relations, probate, small claims, felony and misdemeanor. For each of these categories, the number of cases filed, disposed of and pending is first presented, followed by a numerical breakdown of the methods of disposition.

Three of the major categories are divided into more specific case classifications with filing and disposition totals provided for each subdivision. Domestic relations cases are broken down into divorce, incoming reciprocal support, outgoing reciprocal support and all others. Felony cases are divided into felony D.U.I. and all others. Misdemeanor cases are categorized as misdemeanor D.U.I., traffic, and non-motor vehicle misdemeanor.

Caution should be exercised in using these statistics as a means of determining judicial workloads. Judges spend a great deal of their time counseling, researching, traveling and performing administrative tasks. Courts in metropolitan areas face heavy and specialized caseloads. In other areas of the state, the distance between the towns in which court is held, and the additional duties involved in working with multiple staffs, are factors which must be considered.

Additionally, due to a variety of circumstances, no two cases are exactly alike although statistically, they are considered equal. Because factors are involved which cannot be shown quantitatively, these factors must be considered when interpreting the statistics.

115767

U.S. Department of Justice  
National Institute of Justice

This document has been reproduced exactly as received from the person or organization originating it. Points of view or opinions stated in this document are those of the authors and do not necessarily represent the official position or policies of the National Institute of Justice.

Permission to reproduce this copyrighted material has been granted by

Oklahoma Administrative  
Office of the Courts

to the National Criminal Justice Reference Service (NCJRS).

Further reproduction outside of the NCJRS system requires permission of the copyright owner.

CASELOAD INVENTORY FOR  
GENERAL CIVIL LITIGATION  
JULY 1, 1987 - JUNE 30, 1988

	CASES PENDING 7/01/87	CASES FILED	TOTAL CASELOAD	CASES DISPOSED	PERCENT OF CASELOAD TERMINATED	CASES PENDING 6/30/88
DISTRICT 01						
BEAVER	65	99	164	119	72.5	45
CIMARRON	43	25	68	45	66.1	23
HARPER	44	67	111	71	63.9	40
TEXAS	146	286	432	226	52.3	206
	-----	-----	-----	-----	-----	-----
DISTRICT TOTALS	298	477	775	461	59.4	314
DISTRICT 02						
BECKHAM	191	328	519	276	53.1	243
CUSTER	243	398	641	411	64.1	230
ELLIS	50	68	118	85	72.0	33
GREER	108	83	191	93	48.6	98
HARMON	15	27	42	34	80.9	8
ROGER MILLS	89	62	151	73	48.3	78
	-----	-----	-----	-----	-----	-----
DISTRICT TOTALS	696	966	1,662	972	58.4	690
DISTRICT 03						
JACKSON	342	356	698	375	53.7	323
KIOWA	136	126	262	133	50.7	129
TILLMAN	78	84	162	82	50.6	80
WASHITA	178	169	347	173	49.8	174
	-----	-----	-----	-----	-----	-----
DISTRICT TOTALS	734	735	1,469	763	51.9	706
DISTRICT 04						
ALFALFA	96	107	203	146	71.9	57
BLAINE	178	222	400	213	53.2	187
DEWEY	79	92	171	120	70.1	51
GARFIELD	942	1,382	2,324	1,514	65.1	810
GRANT	65	97	162	90	55.5	72
KINGFISHER	317	306	623	340	54.5	283
MCCLAIN	461	520	981	580	59.1	401
WOODS	121	85	206	101	49.0	105
WOODWARD	693	359	1,052	223	21.2	829
	-----	-----	-----	-----	-----	-----
DISTRICT TOTALS	2,952	3,170	6,122	3,327	54.3	2,795

CASELOAD INVENTORY FOR  
GENERAL CIVIL LITIGATION  
JULY 1, 1987 - JUNE 30, 1988

	CASES PENDING 7/01/87	CASES FILED	TOTAL CASELOAD	CASES DISPOSED	PERCENT OF CASELOAD TERMINATED	CASES PENDING 6/30/88
DISTRICT 05						
COMANCHE	3,555	2,456	6,011	1,717	28.5	4,294
COTTON	68	84	152	98	64.4	54
JEFFERSON	68	113	181	115	63.5	66
STEPHENS	549	725	1,274	677	53.1	597
	-----	-----	-----	-----	-----	-----
DISTRICT TOTALS	4,240	3,378	7,618	2,607	34.2	5,011
DISTRICT 06						
CADDO	225	326	551	310	56.2	241
GRADY	622	941	1,563	985	63.0	578
	-----	-----	-----	-----	-----	-----
DISTRICT TOTALS	847	1,267	2,114	1,295	61.2	819
DISTRICT 07						
OKLAHOMA	34,704	20,190	54,894	17,848	32.5	37,046
	-----	-----	-----	-----	-----	-----
DISTRICT TOTALS	34,704	20,190	54,894	17,848	32.5	37,046
DISTRICT 08						
KAY	578	759	1,337	791	59.1	546
NOBLE	159	121	280	179	63.9	101
	-----	-----	-----	-----	-----	-----
DISTRICT TOTALS	737	880	1,617	970	59.9	647
DISTRICT 09						
LOGAN	298	402	700	432	61.7	268
PAYNE	685	690	1,375	745	54.1	630
	-----	-----	-----	-----	-----	-----
DISTRICT TOTALS	983	1,092	2,075	1,177	56.7	898
DISTRICT 10						
OSAGE	497	635	1,132	766	67.6	366
	-----	-----	-----	-----	-----	-----
DISTRICT TOTALS	497	635	1,132	766	67.6	366
DISTRICT 11						
NOWATA	214	159	373	141	37.8	232
WASHINGTON	443	554	997	625	62.6	372
	-----	-----	-----	-----	-----	-----
DISTRICT TOTALS	657	713	1,370	766	55.9	604

CASELOAD INVENTORY FOR  
GENERAL CIVIL LITIGATION  
JULY 1, 1987 - JUNE 30, 1988

	CASES PENDING 7/01/87	CASES FILED	TOTAL CASELOAD	CASES DISPOSED	PERCENT OF CASELOAD TERMINATED	CASES PENDING 6/30/88
DISTRICT 12						
CRAIG	108	280	388	249	64.1	139
MCINTOSH	186	306	492	317	64.4	175
ROGERS	699	822	1,521	884	58.1	637
	-----	-----	-----	-----		-----
DISTRICT TOTALS	993	1,408	2,401	1,450	60.3	951
DISTRICT 13						
DELAWARE	559	338	897	307	34.2	590
OTTAWA	260	494	754	502	66.5	252
	-----	-----	-----	-----		-----
DISTRICT TOTALS	819	832	1,651	809	49.0	842
DISTRICT 14						
PAWNEE	234	352	586	313	53.4	273
TULSA	59,062	13,984	73,046	11,060	15.1	61,986
	-----	-----	-----	-----		-----
DISTRICT TOTALS	59,296	14,336	73,632	11,373	15.4	62,259
DISTRICT 15						
ADAIR	176	366	542	364	67.1	178
CHEROKEE	560	626	1,186	601	50.6	585
MUSKOGEE	1,808	1,813	3,621	2,420	66.8	1,201
SEQUOYAH	1,015	469	1,484	317	21.3	1,167
WAGONER	301	667	968	664	68.6	304
	-----	-----	-----	-----		-----
DISTRICT TOTALS	3,860	3,941	7,801	4,366	55.9	3,435
DISTRICT 16						
HASKELL	167	108	275	85	30.9	190
LATIMER	62	114	176	87	49.4	89
LE FLORE	233	488	721	516	71.5	205
	-----	-----	-----	-----		-----
DISTRICT TOTALS	462	710	1,172	688	58.7	484
DISTRICT 17						
CHOCTAW	416	253	669	163	24.3	506
MARSHALL	171	165	336	235	69.9	101
PUSHMATAHA	191	103	294	124	42.1	170
	-----	-----	-----	-----		-----
DISTRICT TOTALS	778	521	1,299	522	40.1	777

CASELOAD INVENTORY FOR  
GENERAL CIVIL LITIGATION  
JULY 1, 1987 - JUNE 30, 1988

	CASES PENDING 7/01/87	CASES FILED	TOTAL CASELOAD	CASES DISPOSED	PERCENT OF CASELOAD TERMINATED	CASES PENDING 6/30/88
DISTRICT 18						
MAYES	263	533	796	416	52.2	380
PITTSBURG	597	759	1,356	839	61.8	517
	-----	-----	-----	-----	-----	-----
DISTRICT TOTALS	860	1,292	2,152	1,255	58.3	897
DISTRICT 19						
BRYAN	283	603	886	613	69.1	273
	-----	-----	-----	-----	-----	-----
DISTRICT TOTALS	283	603	886	613	69.1	273
DISTRICT 20						
CARTER	511	709	1,220	803	65.8	417
JOHNSTON	67	169	236	155	65.6	81
LOVE	105	147	252	113	44.8	139
MCCURTAIN	250	321	571	410	71.8	161
MURRAY	138	219	357	242	67.7	115
	-----	-----	-----	-----	-----	-----
DISTRICT TOTALS	1,071	1,565	2,636	1,723	65.3	913
DISTRICT 21						
CLEVELAND	1,613	3,775	5,388	3,623	67.2	1,765
GARVIN	516	379	895	394	44.0	501
MAJOR	111	118	229	134	58.5	95
	-----	-----	-----	-----	-----	-----
DISTRICT TOTALS	2,240	4,272	6,512	4,151	63.7	2,361
DISTRICT 22						
HUGHES	102	195	297	111	37.3	185
PONTOTOC	514	351	865	418	48.3	447
SEMINOLE	417	594	1,011	638	63.1	373
	-----	-----	-----	-----	-----	-----
DISTRICT TOTALS	1,033	1,140	2,173	1,167	53.7	1,006
DISTRICT 23						
LINCOLN	254	453	707	391	55.3	316
POTTAWATOMIE	259	1,049	1,308	1,041	79.5	267
	-----	-----	-----	-----	-----	-----
DISTRICT TOTALS	513	1,502	2,015	1,432	71.0	583

CASELOAD INVENTORY FOR  
GENERAL CIVIL LITIGATION  
JULY 1, 1987 - JUNE 30, 1988

	CASES PENDING 7/01/87	CASES FILED	TOTAL CASELOAD	CASES DISPOSED	PERCENT OF CASELOAD TERMINATED	CASES PENDING 6/30/88
DISTRICT 24						
CREEK	1,128	1,186	2,314	1,238	53.5	1,076
OKFUSKEE	248	169	417	124	29.7	293
OKMULGEE	232	675	907	772	85.1	135
	-----	-----	-----	-----	-----	-----
DISTRICT TOTALS	1,608	2,030	3,638	2,134	58.6	1,504
 DISTRICT 25						
ATOKA	105	205	310	226	72.9	84
COAL	64	58	122	92	75.4	30
	-----	-----	-----	-----	-----	-----
DISTRICT TOTALS	169	263	432	318	73.6	114
 DISTRICT 26						
CANADIAN	1,489	1,602	3,091	1,875	60.6	1,216
	-----	-----	-----	-----	-----	-----
DISTRICT TOTALS	1,489	1,602	3,091	1,875	60.6	1,216
	-----	-----	-----	-----	-----	-----
STATEWIDE TOTALS	122,819	69,520	192,339	64,828	33.7	127,511

CASELOAD INVENTORY FOR  
GENERAL CIVIL DISPOSITIONS  
JULY 1, 1987 - JUNE 30, 1988

	JURY TRIALS	NON-JURY TRIALS	DISMISSED WITHDRAWN/ SETTLED	UNCONTESTED	TOTAL DISPOSITIONS
DISTRICT 01					
BEAVER	2	30	59	28	119
CIMARRON	1	9	22	13	45
HARPER	0	16	54	1	71
TEXAS	4	74	82	66	226
	-----	-----	-----	-----	-----
DISTRICT TOTALS	7	129	217	108	461
DISTRICT 02					
BECKHAM	2	11	227	36	276
CUSTER	7	79	105	220	411
ELLIS	0	15	32	38	85
GREER	1	2	59	31	93
HARMON	0	7	16	11	34
ROGER MILLS	1	19	33	20	73
	-----	-----	-----	-----	-----
DISTRICT TOTALS	11	133	472	356	972
DISTRICT 03					
JACKSON	2	134	127	112	375
KIOWA	2	3	72	56	133
TILLMAN	0	3	26	53	82
WASHITA	0	24	60	89	173
	-----	-----	-----	-----	-----
DISTRICT TOTALS	4	164	285	310	763
DISTRICT 04					
ALFALFA	0	13	67	66	146
BLAINE	0	16	72	125	213
DEWEY	0	5	67	48	120
GARFIELD	5	309	317	883	1,514
GRANT	2	4	37	47	90
KINGFISHER	4	16	170	150	340
MCCLAIN	2	38	229	311	580
WOODS	0	0	49	52	101
WOODWARD	5	55	85	78	223
	-----	-----	-----	-----	-----
DISTRICT TOTALS	18	456	1,093	1,760	3,327

CASELOAD INVENTORY FOR  
GENERAL CIVIL DISPOSITIONS  
JULY 1, 1987 - JUNE 30, 1988

	JURY TRIALS	NON-JURY TRIALS	DISMISSED WITHDRAWN/ SETTLED	UNCONTESTED	TOTAL DISPOSITIONS
DISTRICT 05					
COMANCHE	8	816	635	258	1,717
COTTON	1	2	59	36	98
JEFFERSON	1	36	42	36	115
STEPHENS	2	258	205	212	677
	-----	-----	-----	-----	-----
DISTRICT TOTALS	12	1,112	941	542	2,607
DISTRICT 06					
CADDO	5	24	63	218	310
GRADY	11	139	362	473	985
	-----	-----	-----	-----	-----
DISTRICT TOTALS	16	163	425	691	1,295
DISTRICT 07					
OKLAHOMA	110	6,537	6,448	4,753	17,848
	-----	-----	-----	-----	-----
DISTRICT TOTALS	110	6,537	6,448	4,753	17,848
DISTRICT 08					
KAY	12	137	358	284	791
NOBLE	3	14	94	68	179
	-----	-----	-----	-----	-----
DISTRICT TOTALS	15	151	452	352	970
DISTRICT 09					
LOGAN	4	20	149	259	432
PAYNE	9	8	257	471	745
	-----	-----	-----	-----	-----
DISTRICT TOTALS	13	28	406	730	1,177
DISTRICT 10					
OSAGE	2	239	332	193	766
	-----	-----	-----	-----	-----
DISTRICT TOTALS	2	239	332	193	766
DISTRICT 11					
NOWATA	2	14	48	77	141
WASHINGTON	4	5	220	396	625
	-----	-----	-----	-----	-----
DISTRICT TOTALS	6	19	268	473	766

CASELOAD INVENTORY FOR  
GENERAL CIVIL DISPOSITIONS  
JULY 1, 1987 - JUNE 30, 1988

	JURY TRIALS	NON-JURY TRIALS	DISMISSED WITHDRAWN/ SETTLED	UNCONTESTED	TOTAL DISPOSITIONS
DISTRICT 12					
CRAIG	1	151	63	34	249
MCINTOSH	8	36	215	58	317
ROGERS	11	49	593	231	884
	-----	-----	-----	-----	-----
DISTRICT TOTALS	20	236	871	323	1,450
DISTRICT 13					
DELAWARE	8	51	104	144	307
OTTAWA	7	162	126	207	502
	-----	-----	-----	-----	-----
DISTRICT TOTALS	15	213	230	351	809
DISTRICT 14					
PAWNEE	3	25	128	157	313
TULSA	192	869	4,778	5,221	11,060
	-----	-----	-----	-----	-----
DISTRICT TOTALS	195	894	4,906	5,378	11,373
DISTRICT 15					
ADAIR	8	179	96	81	364
CHEROKEE	7	233	53	308	601
MUSKOGEE	19	60	1,609	732	2,420
SEQUOYAH	3	127	69	118	317
WAGONER	14	121	186	343	664
	-----	-----	-----	-----	-----
DISTRICT TOTALS	51	720	2,013	1,582	4,366
DISTRICT 16					
HASKELL	3	31	42	9	85
LATIMER	4	5	57	21	87
LE FLORE	16	15	171	314	516
	-----	-----	-----	-----	-----
DISTRICT TOTALS	23	51	270	344	688
DISTRICT 17					
CHOCTAW	0	56	53	54	163
MARSHALL	5	9	151	70	235
PUSHMATAHA	1	9	78	36	124
	-----	-----	-----	-----	-----
DISTRICT TOTALS	6	74	282	160	522

CASELOAD INVENTORY FOR  
GENERAL CIVIL DISPOSITIONS  
JULY 1, 1987 - JUNE 30, 1988

	JURY TRIALS	NON-JURY TRIALS	DISMISSED WITHDRAWN/ SETTLED	UNCONTESTED	TOTAL DISPOSITIONS
DISTRICT 18					
MAYES	4	130	113	169	416
PITTSBURG	14	292	326	207	839
	-----	-----	-----	-----	-----
DISTRICT TOTALS	18	422	439	376	1,255
DISTRICT 19					
BRYAN	12	354	215	32	613
	-----	-----	-----	-----	-----
DISTRICT TOTALS	12	354	215	32	613
DISTRICT 20					
CARTER	19	317	303	164	803
JOHNSTON	3	22	84	46	155
LOVE	3	3	56	51	113
MCCURTAIN	3	102	106	199	410
MURRAY	6	37	153	46	242
	-----	-----	-----	-----	-----
DISTRICT TOTALS	34	481	702	506	1,723
DISTRICT 21					
CLEVELAND	29	1,165	792	1,637	3,623
GARVIN	6	81	212	95	394
MAJOR	2	16	70	46	134
	-----	-----	-----	-----	-----
DISTRICT TOTALS	37	1,262	1,074	1,778	4,151
DISTRICT 22					
HUGHES	4	7	41	59	111
PONTOTOC	1	4	381	32	418
SEMINOLE	10	84	244	300	638
	-----	-----	-----	-----	-----
DISTRICT TOTALS	15	95	666	391	1,167
DISTRICT 23					
LINCOLN	9	122	121	139	391
POTTAWATOMIE	20	14	785	222	1,041
	-----	-----	-----	-----	-----
DISTRICT TOTALS	29	136	906	361	1,432

CASELOAD INVENTORY FOR  
GENERAL CIVIL DISPOSITIONS  
JULY 1, 1987 - JUNE 30, 1988

	JURY TRIALS	NON-JURY TRIALS	DISMISSED WITHDRAWN/ SETTLED	UNCONTESTED	TOTAL DISPOSITIONS
DISTRICT 24					
CREEK	18	268	498	454	1,238
OKFUSKEE	7	71	41	5	124
OKMULGEE	15	457	266	34	772
	-----	-----	-----	-----	-----
DISTRICT TOTALS	40	796	805	493	2,134
 DISTRICT 25					
ATOKA	5	17	102	102	226
COAL	0	9	75	8	92
	-----	-----	-----	-----	-----
DISTRICT TOTALS	5	26	177	110	318
 DISTRICT 26					
CANADIAN	10	342	607	916	1,875
	-----	-----	-----	-----	-----
DISTRICT TOTALS	10	342	607	916	1,875
	-----	-----	-----	-----	-----
STATEWIDE TOTALS	724	15,233	25,502	23,369	64,828

CASELOAD INVENTORY FOR  
DOMESTIC RELATIONS LITIGATION - TOTAL DOMESTIC RELATIONS  
JULY 1, 1987 - JUNE 30, 1988

	CASES PENDING 7/01/87	CASES FILED	TOTAL CASELOAD	CASES DISPOSED	PERCENT OF CASELOAD TERMINATED	CASES PENDING 6/30/88
DISTRICT 01						
BEAVER	15	55	70	54	77.1	16
CIMARRON	33	27	60	29	48.3	31
HARPER	13	37	50	40	80.0	10
TEXAS	85	154	239	166	69.4	73
	-----	-----	-----	-----	-----	-----
DISTRICT TOTALS	146	273	419	289	68.9	130
DISTRICT 02						
BECKHAM	110	182	292	198	67.8	94
CUSTER	39	228	267	221	82.7	46
ELLIS	30	38	68	38	55.8	30
GREER	35	80	115	83	72.1	32
HARMON	10	26	36	23	63.8	13
ROGER MILLS	2	32	34	25	73.5	9
	-----	-----	-----	-----	-----	-----
DISTRICT TOTALS	226	586	812	588	72.4	224
DISTRICT 03						
JACKSON	268	444	712	364	51.1	348
KIOWA	70	158	228	136	59.6	92
TILLMAN	48	128	176	99	56.2	77
WASHITA	25	112	137	101	73.7	36
	-----	-----	-----	-----	-----	-----
DISTRICT TOTALS	411	842	1,253	700	55.8	553
DISTRICT 04						
ALFALFA	27	72	99	84	84.8	15
BLAINE	86	126	212	119	56.1	93
DEWEY	29	50	79	60	75.9	19
GARFIELD	243	558	801	555	69.2	246
GRANT	10	30	40	29	72.5	11
KINGFISHER	42	128	170	125	73.5	45
MCCLAIN	98	219	317	212	66.8	105
WOODS	43	106	149	108	72.4	41
WOODWARD	370	321	691	151	21.8	540
	-----	-----	-----	-----	-----	-----
DISTRICT TOTALS	948	1,610	2,558	1,443	56.4	1,115

CASELOAD INVENTORY FOR  
DOMESTIC RELATIONS LITIGATION - TOTAL DOMESTIC RELATIONS  
JULY 1, 1987 - JUNE 30, 1988

	CASES PENDING 7/01/87	CASES FILED	TOTAL CASELOAD	CASES DISPOSED	PERCENT OF CASELOAD TERMINATED	CASES PENDING 6/30/88
DISTRICT 05						
COMANCHE	5,394	1,810	7,204	1,260	17.4	5,944
COTTON	30	57	87	75	86.2	12
JEFFERSON	63	100	163	128	78.5	35
STEPHENS	426	475	901	424	47.0	477
	-----	-----	-----	-----	-----	-----
DISTRICT TOTALS	5,913	2,442	8,355	1,887	22.5	6,468
DISTRICT 06						
CADDO	147	419	566	453	80.0	113
GRADY	214	483	697	512	73.4	185
	-----	-----	-----	-----	-----	-----
DISTRICT TOTALS	361	902	1,263	965	76.4	298
DISTRICT 07						
OKLAHOMA	16,164	8,671	24,835	6,031	24.2	18,804
	-----	-----	-----	-----	-----	-----
DISTRICT TOTALS	16,164	8,671	24,835	6,031	24.2	18,804
DISTRICT 08						
KAY	166	436	602	427	70.9	175
NOBLE	40	79	119	91	76.4	28
	-----	-----	-----	-----	-----	-----
DISTRICT TOTALS	206	515	721	518	71.8	203
DISTRICT 09						
LOGAN	80	310	390	261	66.9	129
PAYNE	1,326	642	1,968	652	33.1	1,316
	-----	-----	-----	-----	-----	-----
DISTRICT TOTALS	1,406	952	2,358	913	38.7	1,445
DISTRICT 10						
OSAGE	290	329	619	276	44.5	343
	-----	-----	-----	-----	-----	-----
DISTRICT TOTALS	290	329	619	276	44.5	343
DISTRICT 11						
NOWATA	59	89	148	72	48.6	76
WASHINGTON	397	670	1,067	667	62.5	400
	-----	-----	-----	-----	-----	-----
DISTRICT TOTALS	456	759	1,215	739	60.8	476

CASELOAD INVENTORY FOR  
DOMESTIC RELATIONS LITIGATION - TOTAL DOMESTIC RELATIONS  
JULY 1, 1987 - JUNE 30, 1988

	CASES PENDING 7/01/87	CASES FILED	TOTAL CASELOAD	CASES DISPOSED	PERCENT OF CASELOAD TERMINATED	CASES PENDING 6/30/88
DISTRICT 12						
CRAIG	50	145	195	147	75.3	48
MCINTOSH	45	165	210	161	76.6	49
ROGERS	245	771	1,016	713	70.1	303
	-----	-----	-----	-----	-----	-----
DISTRICT TOTALS	340	1,081	1,421	1,021	71.8	400
DISTRICT 13						
DELAWARE	353	398	751	262	34.8	489
OTTAWA	229	478	707	490	69.3	217
	-----	-----	-----	-----	-----	-----
DISTRICT TOTALS	582	876	1,458	752	51.5	706
DISTRICT 14						
PAWNEE	67	158	225	138	61.3	87
TULSA	10,675	8,614	19,289	6,150	31.8	13,139
	-----	-----	-----	-----	-----	-----
DISTRICT TOTALS	10,742	8,772	19,514	6,288	32.2	13,226
DISTRICT 15						
ADAIR	156	187	343	202	58.8	141
CHEROKEE	321	404	725	526	72.5	199
MUSKOGEE	662	820	1,482	1,162	78.4	320
SEQUOYAH	959	557	1,516	500	32.9	1,016
WAGONER	167	438	605	415	68.6	190
	-----	-----	-----	-----	-----	-----
DISTRICT TOTALS	2,265	2,406	4,671	2,805	60.0	1,866
DISTRICT 16						
HASKELL	97	97	194	85	43.8	109
LATIMER	201	113	314	145	46.1	169
LE FLORE	309	746	1,055	795	75.3	260
	-----	-----	-----	-----	-----	-----
DISTRICT TOTALS	607	956	1,563	1,025	65.5	538
DISTRICT 17						
CHOCTAW	195	227	422	214	50.7	208
MARSHALL	39	107	146	123	84.2	23
PUSHMATAHA	83	120	203	106	52.2	97
	-----	-----	-----	-----	-----	-----
DISTRICT TOTALS	317	454	771	443	57.4	328

CASELOAD INVENTORY FOR  
DOMESTIC RELATIONS LITIGATION - TOTAL DOMESTIC RELATIONS  
JULY 1, 1987 - JUNE 30, 1988

	CASES PENDING 7/01/87	CASES FILED	TOTAL CASELOAD	CASES DISPOSED	PERCENT OF CASELOAD TERMINATED	CASES PENDING 6/30/88
DISTRICT 18						
MAYES	120	338	458	321	70.0	137
PITTSBURG	243	475	718	513	71.4	205
	-----	-----	-----	-----	-----	-----
DISTRICT TOTALS	363	813	1,176	834	70.9	342
DISTRICT 19						
BRYAN	183	423	606	416	68.6	190
	-----	-----	-----	-----	-----	-----
DISTRICT TOTALS	183	423	606	416	68.6	190
DISTRICT 20						
CARTER	279	537	816	722	88.4	94
JOHNSTON	34	74	108	83	76.8	25
LOVE	22	92	114	81	71.0	33
MCCURTAIN	506	600	1,106	592	53.5	514
MURRAY	89	100	189	131	69.3	58
	-----	-----	-----	-----	-----	-----
DISTRICT TOTALS	930	1,403	2,333	1,609	68.9	724
DISTRICT 21						
CLEVELAND	705	1,941	2,646	2,156	81.4	490
GARVIN	171	314	485	306	63.0	179
MAJOR	35	59	94	56	59.5	38
	-----	-----	-----	-----	-----	-----
DISTRICT TOTALS	911	2,314	3,225	2,518	78.0	707
DISTRICT 22						
HUGHES	114	148	262	179	68.3	83
PONTOTOC	320	433	753	388	51.5	365
SEMINOLE	199	261	460	399	86.7	61
	-----	-----	-----	-----	-----	-----
DISTRICT TOTALS	633	842	1,475	966	65.4	509
DISTRICT 23						
LINCOLN	90	267	357	266	74.5	91
POTTAWATOMIE	220	550	770	600	77.9	170
	-----	-----	-----	-----	-----	-----
DISTRICT TOTALS	310	817	1,127	866	76.8	261

CASELOAD INVENTORY FOR  
DOMESTIC RELATIONS LITIGATION - TOTAL DOMESTIC RELATIONS  
JULY 1, 1987 - JUNE 30, 1988

	CASES PENDING 7/01/87	CASES FILED	TOTAL CASELOAD	CASES DISPOSED	PERCENT OF CASELOAD TERMINATED	CASES PENDING 6/30/88
DISTRICT 24						
CREEK	549	583	1,132	657	58.0	475
OKFUSKEE	177	95	272	61	22.4	211
OKMULGEE	238	380	618	500	80.9	118
	-----	-----	-----	-----	-----	-----
DISTRICT TOTALS	964	1,058	2,022	1,218	60.2	804
 DISTRICT 25						
ATOKA	76	149	225	150	66.6	75
COAL	61	96	157	121	77.0	36
	-----	-----	-----	-----	-----	-----
DISTRICT TOTALS	137	245	382	271	70.9	111
 DISTRICT 26						
CANADIAN	528	842	1,370	912	66.5	458
	-----	-----	-----	-----	-----	-----
DISTRICT TOTALS	528	842	1,370	912	66.5	458
	-----	-----	-----	-----	-----	-----
STATEWIDE TOTALS	46,339	41,183	87,522	36,293	41.4	51,229

CASELOAD INVENTORY FOR  
DOMESTIC RELATIONS DISPOSITIONS - TOTAL DOMESTIC RELATIONS  
JULY 1, 1987 - JUNE 30, 1988

	JURY TRIALS	NON-JURY TRIALS	DISMISSED WITHDRAWN/ SETTLED	UNCONTESTED	TOTAL DISPOSITIONS
DISTRICT 01					
BEAVER	0	32	5	17	54
CIMARRON	0	18	6	5	29
HARPER	0	13	21	6	40
TEXAS	0	66	31	69	166
	-----	-----	-----	-----	-----
DISTRICT TOTALS	0	129	63	97	289
DISTRICT 02					
BECKHAM	0	25	123	50	198
CUSTER	0	50	46	125	221
ELLIS	0	7	5	26	38
GREER	0	7	29	47	83
HARMON	0	8	8	7	23
ROGER MILLS	0	7	7	11	25
	-----	-----	-----	-----	-----
DISTRICT TOTALS	0	104	218	266	588
DISTRICT 03					
JACKSON	9	225	49	81	364
KIOWA	0	53	21	62	136
TILLMAN	0	17	6	76	99
WASHITA	0	8	16	77	101
	-----	-----	-----	-----	-----
DISTRICT TOTALS	9	303	92	296	700
DISTRICT 04					
ALFALFA	0	7	26	51	84
BLAINE	0	24	15	80	119
DEWEY	0	2	26	32	60
GARFIELD	0	362	100	93	555
GRANT	0	3	16	10	29
KINGFISHER	0	7	39	79	125
MCCLAIN	2	25	111	74	212
WOODS	0	0	58	50	108
WOODWARD	0	48	33	70	151
	-----	-----	-----	-----	-----
DISTRICT TOTALS	2	478	424	539	1,443

CASELOAD INVENTORY FOR  
DOMESTIC RELATIONS DISPOSITIONS - TOTAL DOMESTIC RELATIONS  
JULY 1, 1987 - JUNE 30, 1988

	JURY TRIALS	NON-JURY TRIALS	DISMISSED WITHDRAWN/ SETTLED	UNCONTESTED	TOTAL DISPOSITIONS
DISTRICT 05					
COMANCHE	0	475	127	658	1,260
COTTON	0	5	24	46	75
JEFFERSON	0	42	38	48	128
STEPHENS	0	152	106	166	424
	-----	-----	-----	-----	-----
DISTRICT TOTALS	0	674	295	918	1,887
DISTRICT 06					
CADDO	0	21	137	295	453
GRADY	0	109	119	284	512
	-----	-----	-----	-----	-----
DISTRICT TOTALS	0	130	256	579	965
DISTRICT 07					
OKLAHOMA	1	5,490	528	12	6,031
	-----	-----	-----	-----	-----
DISTRICT TOTALS	1	5,490	528	12	6,031
DISTRICT 08					
KAY	0	71	98	258	427
NOBLE	0	19	16	56	91
	-----	-----	-----	-----	-----
DISTRICT TOTALS	0	90	114	314	518
DISTRICT 09					
LOGAN	0	32	23	206	261
PAYNE	0	168	149	335	652
	-----	-----	-----	-----	-----
DISTRICT TOTALS	0	200	172	541	913
DISTRICT 10					
OSAGE	0	0	94	182	276
	-----	-----	-----	-----	-----
DISTRICT TOTALS	0	0	94	182	276
DISTRICT 11					
NOWATA	0	15	9	48	72
WASHINGTON	1	96	187	383	667
	-----	-----	-----	-----	-----
DISTRICT TOTALS	1	111	196	431	739

CASELOAD INVENTORY FOR  
DOMESTIC RELATIONS DISPOSITIONS - TOTAL DOMESTIC RELATIONS  
JULY 1, 1987 - JUNE 30, 1988

	JURY TRIALS	NON-JURY TRIALS	DISMISSED WITHDRAWN/ SETTLED	UNCONTESTED	TOTAL DISPOSITIONS
DISTRICT 12					
CRAIG	0	70	20	57	147
MCINTOSH	2	22	86	51	161
ROGERS	0	24	410	279	713
	-----	-----	-----	-----	-----
DISTRICT TOTALS	2	116	516	387	1,021
DISTRICT 13					
DELAWARE	0	70	51	141	262
OTTAWA	0	42	123	325	490
	-----	-----	-----	-----	-----
DISTRICT TOTALS	0	112	174	466	752
DISTRICT 14					
PAWNEE	0	69	26	43	138
TULSA	0	214	1,494	4,442	6,150
	-----	-----	-----	-----	-----
DISTRICT TOTALS	0	283	1,520	4,485	6,288
DISTRICT 15					
ADAIR	0	85	44	73	202
CHEROKEE	0	81	191	254	526
MUSKOGEE	1	75	578	508	1,162
SEQUOYAH	0	186	84	230	500
WAGONER	0	58	62	295	415
	-----	-----	-----	-----	-----
DISTRICT TOTALS	1	485	959	1,360	2,805
DISTRICT 16					
HASKELL	2	4	18	61	85
LATIMER	2	0	136	7	145
LE FLORE	0	77	178	540	795
	-----	-----	-----	-----	-----
DISTRICT TOTALS	4	81	332	608	1,025
DISTRICT 17					
CHOCTAW	29	113	38	34	214
MARSHALL	0	12	28	83	123
PUSHMATAHA	0	11	26	69	106
	-----	-----	-----	-----	-----
DISTRICT TOTALS	29	136	92	186	443

CASELOAD INVENTORY FOR  
DOMESTIC RELATIONS DISPOSITIONS - TOTAL DOMESTIC RELATIONS  
JULY 1, 1987 - JUNE 30, 1988

	JURY TRIALS	NON-JURY TRIALS	DISMISSED WITHDRAWN/ SETTLED	UNCONTESTED	TOTAL DISPOSITIONS
DISTRICT 18					
MAYES	0	92	31	198	321
PITTSBURG	0	79	142	292	513
	-----	-----	-----	-----	-----
DISTRICT TOTALS	0	171	173	490	834
DISTRICT 19					
BRYAN	8	88	148	172	416
	-----	-----	-----	-----	-----
DISTRICT TOTALS	8	88	148	172	416
DISTRICT 20					
CARTER	0	287	305	130	722
JOHNSTON	0	7	43	33	83
LOVE	0	10	20	51	81
MCCURTAIN	0	51	181	360	592
MURRAY	0	18	113	0	131
	-----	-----	-----	-----	-----
DISTRICT TOTALS	0	373	662	574	1,609
DISTRICT 21					
CLEVELAND	0	463	654	1,039	2,156
GARVIN	0	158	9	139	306
MAJOR	0	2	16	38	56
	-----	-----	-----	-----	-----
DISTRICT TOTALS	0	623	679	1,216	2,518
DISTRICT 22					
HUGHES	0	48	30	101	179
PONTOTOC	0	0	387	1	388
SEMINOLE	0	61	179	159	399
	-----	-----	-----	-----	-----
DISTRICT TOTALS	0	109	596	261	966
DISTRICT 23					
LINCOLN	1	192	59	14	266
POTTAWATOMIE	0	58	491	51	600
	-----	-----	-----	-----	-----
DISTRICT TOTALS	1	250	550	65	866

CASELOAD INVENTORY FOR  
DOMESTIC RELATIONS DISPOSITIONS - TOTAL DOMESTIC RELATIONS  
JULY 1, 1987 - JUNE 30, 1988

	JURY TRIALS	NON-JURY TRIALS	DISMISSED WITHDRAWN/ SETTLED	UNCONTESTED	TOTAL DISPOSITIONS
DISTRICT 24					
CREEK	0	68	217	372	657
OKFUSKEE	0	54	7	0	61
OKMULGEE	0	355	134	11	500
	-----	-----	-----	-----	-----
DISTRICT TOTALS	0	477	358	383	1,218
 DISTRICT 25					
ATOKA	0	27	54	69	150
COAL	0	1	77	43	121
	-----	-----	-----	-----	-----
DISTRICT TOTALS	0	28	131	112	271
 DISTRICT 26					
CANADIAN	0	157	282	473	912
	-----	-----	-----	-----	-----
DISTRICT TOTALS	0	157	282	473	912
	-----	-----	-----	-----	-----
STATEWIDE TOTALS	58	11,198	9,624	15,413	36,293

CASELOAD INVENTORY FOR  
DOMESTIC RELATIONS LITIGATION - DIVORCE  
JULY 1, 1987 - JUNE 30, 1988

	CASES PENDING 7/01/87	CASES FILED	TOTAL CASELOAD	CASES DISPOSED	PERCENT OF CASELOAD TERMINATED	CASES PENDING 6/30/88
DISTRICT 01						
BEAVER	7	43	50	40	80.0	10
CIMARRON	4	22	26	21	80.7	5
HARPER	10	24	34	29	85.2	5
TEXAS	49	114	163	126	77.3	37
	-----	-----	-----	-----	-----	-----
DISTRICT TOTALS	70	203	273	216	79.1	57
DISTRICT 02						
BECKHAM	66	169	235	190	80.8	45
CUSTER	38	204	242	197	81.4	45
ELLIS	13	27	40	28	70.0	12
GREER	31	73	104	72	69.2	32
HARMON	5	22	27	18	66.6	9
ROGER MILLS	2	28	30	22	73.3	8
	-----	-----	-----	-----	-----	-----
DISTRICT TOTALS	155	523	678	527	77.7	151
DISTRICT 03						
JACKSON	142	294	436	262	60.0	174
KIOWA	34	96	130	89	68.4	41
TILLMAN	26	67	93	60	64.5	33
WASHITA	18	81	99	76	76.7	23
	-----	-----	-----	-----	-----	-----
DISTRICT TOTALS	220	538	758	487	64.2	271
DISTRICT 04						
ALFALFA	17	47	64	51	79.6	13
BLAINE	59	95	154	98	63.6	56
DEWEY	7	32	39	27	69.2	12
GARFIELD	152	453	605	450	74.3	155
GRANT	10	28	38	27	71.0	11
KINGFISHER	29	97	126	100	79.3	26
MCCLAIN	95	204	299	208	69.5	91
WOODS	25	55	80	56	70.0	24
WOODWARD	71	171	242	91	37.6	151
	-----	-----	-----	-----	-----	-----
DISTRICT TOTALS	465	1,182	1,647	1,108	67.2	539

CASELOAD INVENTORY FOR  
DOMESTIC RELATIONS LITIGATION - DIVORCE  
JULY 1, 1987 - JUNE 30, 1988

	CASES PENDING 7/01/87	CASES FILED	TOTAL CASELOAD	CASES DISPOSED	PERCENT OF CASELOAD TERMINATED	CASES PENDING 6/30/88
DISTRICT 05						
COMANCHE	3,269	1,545	4,814	1,101	22.8	3,713
COTTON	27	45	72	62	86.1	10
JEFFERSON	40	67	107	81	75.7	26
STEPHENS	232	384	616	380	61.6	236
	-----	-----	-----	-----	-----	-----
DISTRICT TOTALS	3,568	2,041	5,609	1,624	28.9	3,985
 DISTRICT 06						
CADDO	109	197	306	252	82.3	54
GRADY	168	380	548	398	72.6	150
	-----	-----	-----	-----	-----	-----
DISTRICT TOTALS	277	577	854	650	76.1	204
 DISTRICT 07						
OKLAHOMA	8,472	6,241	14,713	4,906	33.3	9,807
	-----	-----	-----	-----	-----	-----
DISTRICT TOTALS	8,472	6,241	14,713	4,906	33.3	9,807
 DISTRICT 08						
KAY	123	416	539	384	71.2	155
NOBLE	18	72	90	78	86.6	12
	-----	-----	-----	-----	-----	-----
DISTRICT TOTALS	141	488	629	462	73.4	167
 DISTRICT 09						
LOGAN	57	218	275	196	71.2	79
PAYNE	990	404	1,394	446	31.9	948
	-----	-----	-----	-----	-----	-----
DISTRICT TOTALS	1,047	622	1,669	642	38.4	1,027
 DISTRICT 10						
OSAGE	172	260	432	226	52.3	206
	-----	-----	-----	-----	-----	-----
DISTRICT TOTALS	172	260	432	226	52.3	206
 DISTRICT 11						
NOWATA	45	79	124	69	55.6	55
WASHINGTON	214	370	584	310	53.0	274
	-----	-----	-----	-----	-----	-----
DISTRICT TOTALS	259	449	708	379	53.5	329

CASELOAD INVENTORY FOR  
DOMESTIC RELATIONS LITIGATION - DIVORCE  
JULY 1, 1987 - JUNE 30, 1988

	CASES PENDING 7/01/87	CASES FILED	TOTAL CASELOAD	CASES DISPOSED	PERCENT OF CASELOAD TERMINATED	CASES PENDING 6/30/88
DISTRICT 12						
CRAIG	14	127	141	107	75.8	34
MCINTOSH	31	138	169	131	77.5	38
ROGERS	188	508	696	464	66.6	232
	-----	-----	-----	-----	-----	-----
DISTRICT TOTALS	233	773	1,006	702	69.7	304
DISTRICT 13						
DELAWARE	194	230	424	193	45.5	231
OTTAWA	141	300	441	318	72.1	123
	-----	-----	-----	-----	-----	-----
DISTRICT TOTALS	335	530	865	511	59.0	354
DISTRICT 14						
PAWNEE	67	158	225	138	61.3	87
TULSA	8,161	4,546	12,707	3,730	29.3	8,977
	-----	-----	-----	-----	-----	-----
DISTRICT TOTALS	8,228	4,704	12,932	3,868	29.9	9,064
DISTRICT 15						
ADAIR	151	187	338	197	58.2	141
CHEROKEE	250	341	591	455	76.9	136
MUSKOGEE	276	617	893	701	78.5	192
SEQUOYAH	457	365	822	322	39.1	500
WAGONER	157	404	561	382	68.0	179
	-----	-----	-----	-----	-----	-----
DISTRICT TOTALS	1,291	1,914	3,205	2,057	64.1	1,148
DISTRICT 16						
HASKELL	97	97	194	85	43.8	109
LATIMER	120	91	211	132	62.5	79
LE FLORE	72	511	583	481	82.5	102
	-----	-----	-----	-----	-----	-----
DISTRICT TOTALS	289	699	988	698	70.6	290
DISTRICT 17						
CHOCTAW	52	161	213	121	56.8	92
MARSHALL	22	96	118	108	91.5	10
PUSHMATAHA	58	103	161	103	63.9	58
	-----	-----	-----	-----	-----	-----
DISTRICT TOTALS	132	360	492	332	67.4	160

CASELOAD INVENTORY FOR  
DOMESTIC RELATIONS LITIGATION - DIVORCE  
JULY 1, 1987 - JUNE 30, 1988

	CASES PENDING 7/01/87	CASES FILED	TOTAL CASELOAD	CASES DISPOSED	PERCENT OF CASELOAD TERMINATED	CASES PENDING 6/30/88
DISTRICT 18						
MAYES	87	287	374	274	73.2	100
PITTSBURG	183	420	603	474	78.6	129
	-----	-----	-----	-----	-----	-----
DISTRICT TOTALS	270	707	977	748	76.5	229
DISTRICT 19						
BRYAN	94	294	388	303	78.0	85
	-----	-----	-----	-----	-----	-----
DISTRICT TOTALS	94	294	388	303	78.0	85
DISTRICT 20						
CARTER	82	421	503	465	92.4	38
JOHNSTON	19	62	81	63	77.7	18
LOVE	15	82	97	72	74.2	25
MCCURTAIN	211	318	529	332	62.7	197
MURRAY	83	100	183	125	68.3	58
	-----	-----	-----	-----	-----	-----
DISTRICT TOTALS	410	983	1,393	1,057	75.8	336
DISTRICT 21						
CLEVELAND	499	1,443	1,942	1,585	81.6	357
GARVIN	104	292	396	260	65.6	136
MAJOR	15	44	59	39	66.1	20
	-----	-----	-----	-----	-----	-----
DISTRICT TOTALS	618	1,779	2,397	1,884	78.6	513
DISTRICT 22						
HUGHES	62	93	155	100	64.5	55
PONTOTOC	162	312	474	314	66.2	160
SEMINOLE	189	213	402	341	84.8	61
	-----	-----	-----	-----	-----	-----
DISTRICT TOTALS	413	618	1,031	755	73.2	276
DISTRICT 23						
LINCOLN	70	225	295	229	77.6	66
POTTAWATOMIE	95	483	578	502	86.8	76
	-----	-----	-----	-----	-----	-----
DISTRICT TOTALS	165	708	873	731	83.7	142

CASELOAD INVENTORY FOR  
DOMESTIC RELATIONS LITIGATION - DIVORCE  
JULY 1, 1987 - JUNE 30, 1988

	CASES PENDING 7/01/87	CASES FILED	TOTAL CASELOAD	CASES DISPOSED	PERCENT OF CASELOAD TERMINATED	CASES PENDING 6/30/88
DISTRICT 24						
CREEK	298	534	832	521	62.6	311
OKFUSKEE	36	75	111	55	49.5	56
OKMULGEE	216	376	592	474	80.0	118
	-----	-----	-----	-----	-----	-----
DISTRICT TOTALS	550	985	1,535	1,050	68.4	485
 DISTRICT 25						
ATOKA	64	135	199	136	68.3	63
COAL	33	46	79	62	78.4	17
	-----	-----	-----	-----	-----	-----
DISTRICT TOTALS	97	181	278	198	71.2	80
 DISTRICT 26						
CANADIAN	352	594	946	640	67.6	306
	-----	-----	-----	-----	-----	-----
DISTRICT TOTALS	352	594	946	640	67.6	306
	-----	-----	-----	-----	-----	-----
STATEWIDE TOTALS	28,323	28,953	57,276	26,761	46.7	30,515

CASELOAD INVENTORY FOR  
DOMESTIC RELATIONS DISPOSITIONS - DIVORCE  
JULY 1, 1987 - JUNE 30, 1988

	JURY TRIALS	NON-JURY TRIALS	DISMISSED WITHDRAWN/ SETTLED	UNCONTESTED	TOTAL DISPOSITIONS
DISTRICT 01					
BEAVER	0	18	5	17	40
CIMARRON	0	15	1	5	21
HARPER	0	10	16	3	29
TEXAS	0	60	15	51	126
	-----	-----	-----	-----	-----
DISTRICT TOTALS	0	103	37	76	216
DISTRICT 02					
BECKHAM	0	24	116	50	190
CUSTER	0	42	42	113	197
ELLIS	0	6	3	19	28
GREER	0	0	25	47	72
HARMON	0	6	6	6	18
ROGER MILLS	0	7	6	9	22
	-----	-----	-----	-----	-----
DISTRICT TOTALS	0	85	198	244	527
DISTRICT 03					
JACKSON	0	203	14	45	262
KIOWA	0	41	9	39	89
TILLMAN	0	0	6	54	60
WASHITA	0	6	12	58	76
	-----	-----	-----	-----	-----
DISTRICT TOTALS	0	250	41	196	487
DISTRICT 04					
ALFALFA	0	2	13	36	51
BLAINE	0	24	14	60	98
DEWEY	0	2	5	20	27
GARFIELD	0	336	87	27	450
GRANT	0	3	16	8	27
KINGFISHER	0	7	28	65	100
MCCLAIN	2	24	108	74	208
WOODS	0	0	30	26	56
WOODWARD	0	25	9	57	91
	-----	-----	-----	-----	-----
DISTRICT TOTALS	2	423	310	373	1,108

CASELOAD INVENTORY FOR  
DOMESTIC RELATIONS DISPOSITIONS - DIVORCE  
JULY 1, 1987 - JUNE 30, 1988

	JURY TRIALS	NON-JURY TRIALS	DISMISSED WITHDRAWN/ SETTLED	UNCONTESTED	TOTAL DISPOSITIONS
DISTRICT 12					
CRAIG	0	46	13	48	107
MCINTOSH	2	20	64	45	131
ROGERS	0	24	178	262	464
	-----	-----	-----	-----	-----
DISTRICT TOTALS	2	90	255	355	702
DISTRICT 13					
DELAWARE	0	42	42	109	193
OTTAWA	0	20	77	221	318
	-----	-----	-----	-----	-----
DISTRICT TOTALS	0	62	119	330	511
DISTRICT 14					
PAWNEE	0	69	26	43	138
TULSA	0	164	447	3,119	3,730
	-----	-----	-----	-----	-----
DISTRICT TOTALS	0	233	473	3,162	3,868
DISTRICT 15					
ADAIR	0	83	41	73	197
CHEROKEE	0	66	172	217	455
MUSKOGEE	1	71	187	442	701
SEQUOYAH	0	48	53	221	322
WAGONER	0	58	62	262	382
	-----	-----	-----	-----	-----
DISTRICT TOTALS	1	326	515	1,215	2,057
DISTRICT 16					
HASKELL	2	4	18	61	85
LATIMER	2	0	125	5	132
LE FLORE	0	9	67	405	481
	-----	-----	-----	-----	-----
DISTRICT TOTALS	4	13	210	471	698
DISTRICT 17					
CHOCTAW	29	55	9	28	121
MARSHALL	0	12	28	68	108
PUSHMATAHA	0	11	23	69	103
	-----	-----	-----	-----	-----
DISTRICT TOTALS	29	78	60	165	332

CASELOAD INVENTORY FOR  
DOMESTIC RELATIONS DISPOSITIONS - DIVORCE  
JULY 1, 1987 - JUNE 30, 1988

	JURY TRIALS	NON-JURY TRIALS	DISMISSED WITHDRAWN/ SETTLED	UNCONTESTED	TOTAL DISPOSITIONS
DISTRICT 18					
MAYES	0	80	17	177	274
PITTSBURG	0	76	140	258	474
	-----	-----	-----	-----	-----
DISTRICT TOTALS	0	156	157	435	748
DISTRICT 19					
BRYAN	0	79	52	172	303
	-----	-----	-----	-----	-----
DISTRICT TOTALS	0	79	52	172	303
DISTRICT 20					
CARTER	0	217	160	88	465
JOHNSTON	0	5	26	32	63
LOVE	0	10	11	51	72
MCCURTAIN	0	32	98	202	332
MURRAY	0	18	107	0	125
	-----	-----	-----	-----	-----
DISTRICT TOTALS	0	282	402	373	1,057
DISTRICT 21					
CLEVELAND	0	291	405	889	1,585
GARVIN	0	120	8	132	260
MAJOR	0	2	10	27	39
	-----	-----	-----	-----	-----
DISTRICT TOTALS	0	413	423	1,048	1,884
DISTRICT 22					
HUGHES	0	0	8	92	100
PONTOTOC	0	0	314	0	314
SEMINOLE	0	61	147	133	341
	-----	-----	-----	-----	-----
DISTRICT TOTALS	0	61	469	225	755
DISTRICT 23					
LINCOLN	0	161	54	14	229
POTTAWATOMIE	0	58	407	37	502
	-----	-----	-----	-----	-----
DISTRICT TOTALS	0	219	461	51	731

CASELOAD INVENTORY FOR  
DOMESTIC RELATIONS DISPOSITIONS - DIVORCE  
JULY 1, 1987 - JUNE 30, 1988

	JURY TRIALS	NON-JURY TRIALS	DISMISSED WITHDRAWN/ SETTLED	UNCONTESTED	TOTAL DISPOSITIONS
DISTRICT 24					
CREEK	0	67	118	336	521
OKFUSKEE	0	48	7	0	55
OKMULGEE	0	332	131	11	474
	-----	-----	-----	-----	-----
DISTRICT TOTALS	0	447	256	347	1,050
 DISTRICT 25					
ATOKA	0	27	52	57	136
COAL	0	1	19	42	62
	-----	-----	-----	-----	-----
DISTRICT TOTALS	0	28	71	99	198
 DISTRICT 26					
CANADIAN	0	113	167	360	640
	-----	-----	-----	-----	-----
DISTRICT TOTALS	0	113	167	360	640
	-----	-----	-----	-----	-----
STATEWIDE TOTALS	39	9,108	5,726	11,888	26,761

CASELOAD INVENTORY FOR  
DOMESTIC RELATIONS LITIGATION - RECIPROCAL SUPPORT - INCOMING  
JULY 1, 1987 - JUNE 30, 1988

	CASES PENDING 7/01/87	CASES FILED	TOTAL CASELOAD	CASES DISPOSED	PERCENT OF CASELOAD TERMINATED	CASES PENDING 6/30/88
DISTRICT 01						
BEAVER	1	3	4	2	50.0	2
CIMARRON	0	0	0	0	0.0	0
HARPER	0	0	0	0	0.0	0
TEXAS	7	7	14	9	64.2	5
	-----	-----	-----	-----	-----	-----
DISTRICT TOTALS	8	10	18	11	61.1	7
DISTRICT 02						
BECKHAM	14	6	20	1	5.0	19
CUSTER	0	20	20	19	95.0	1
ELLIS	11	0	11	0	0.0	11
GREER	0	0	0	0	0.0	0
HARMON	3	3	6	2	33.3	4
ROGER MILLS	0	1	1	0	0.0	1
	-----	-----	-----	-----	-----	-----
DISTRICT TOTALS	28	30	58	22	37.9	36
DISTRICT 03						
JACKSON	36	25	61	22	36.0	39
KIOWA	22	9	31	20	64.5	11
TILLMAN	9	13	22	6	27.2	16
WASHITA	5	15	20	14	70.0	6
	-----	-----	-----	-----	-----	-----
DISTRICT TOTALS	72	62	134	62	46.2	72
DISTRICT 04						
ALFALFA	3	1	4	4	100.0	0
BLAINE	15	13	28	10	35.7	18
DEWEY	4	5	9	8	88.8	1
GARFIELD	14	19	33	18	54.5	15
GRANT	0	0	0	0	0.0	0
KINGFISHER	2	4	6	3	50.0	3
MCCLAIN	3	5	8	3	37.5	5
WOODS	3	2	5	4	80.0	1
WOODWARD	29	26	55	4	7.2	51
	-----	-----	-----	-----	-----	-----
DISTRICT TOTALS	73	75	148	54	36.4	94

CASELOAD INVENTORY FOR  
DOMESTIC RELATIONS LITIGATION - RECIPROCAL SUPPORT - INCOMING  
JULY 1, 1987 - JUNE 30, 1988

	CASES PENDING 7/01/87	CASES FILED	TOTAL CASELOAD	CASES DISPOSED	PERCENT OF CASELOAD TERMINATED	CASES PENDING 6/30/88
DISTRICT 05						
COMANCHE	560	31	591	21	3.5	570
COTTON	2	3	5	4	80.0	1
JEFFERSON	8	4	12	5	41.6	7
STEPHENS	51	14	65	8	12.3	57
	-----	-----	-----	-----	-----	-----
DISTRICT TOTALS	621	52	673	38	5.6	635
 DISTRICT 06						
CADD0	4	6	10	2	20.0	8
GRADY	17	14	31	20	64.5	11
	-----	-----	-----	-----	-----	-----
DISTRICT TOTALS	21	20	41	22	53.6	19
 DISTRICT 07						
OKLAHOMA	1,917	100	2,017	12	0.5	2,005
	-----	-----	-----	-----	-----	-----
DISTRICT TOTALS	1,917	100	2,017	12	0.5	2,005
 DISTRICT 08						
KAY	13	11	24	21	87.5	3
NOBLE	11	2	13	8	61.5	5
	-----	-----	-----	-----	-----	-----
DISTRICT TOTALS	24	13	37	29	78.3	8
 DISTRICT 09						
LOGAN	5	7	12	4	33.3	8
PAYNE	100	39	139	17	12.2	122
	-----	-----	-----	-----	-----	-----
DISTRICT TOTALS	105	46	151	21	13.9	130
 DISTRICT 10						
OSAGE	8	10	18	2	11.1	16
	-----	-----	-----	-----	-----	-----
DISTRICT TOTALS	8	10	18	2	11.1	16
 DISTRICT 11						
NOWATA	6	4	10	0	0.0	10
WASHINGTON	12	15	27	4	14.8	23
	-----	-----	-----	-----	-----	-----
DISTRICT TOTALS	18	19	37	4	10.8	33

CASELOAD INVENTORY FOR  
DOMESTIC RELATIONS LITIGATION - RECIPROCAL SUPPORT - INCOMING  
JULY 1, 1987 - JUNE 30, 1988

	CASES PENDING 7/01/87	CASES FILED	TOTAL CASELOAD	CASES DISPOSED	PERCENT OF CASELOAD TERMINATED	CASES PENDING 6/30/88
DISTRICT 12						
CRAIG	10	5	15	10	66.6	5
MCINTOSH	1	10	11	4	36.3	7
ROGERS	13	13	26	19	73.0	7
	-----	-----	-----	-----	-----	-----
DISTRICT TOTALS	24	28	52	33	63.4	19
DISTRICT 13						
DELAWARE	48	40	88	21	23.8	67
OTTAWA	67	79	146	69	47.2	77
	-----	-----	-----	-----	-----	-----
DISTRICT TOTALS	115	119	234	90	38.4	144
DISTRICT 14						
PAWNEE	0	0	0	0	0.0	0
TULSA	1,210	222	1,432	165	11.5	1,267
	-----	-----	-----	-----	-----	-----
DISTRICT TOTALS	1,210	222	1,432	165	11.5	1,267
DISTRICT 15						
ADAIR	5	0	5	5	100.0	0
CHEROKEE	60	40	100	51	51.0	49
MUSKOGEE	377	150	527	408	77.4	119
SEQUOYAH	136	0	136	0	0.0	136
WAGONER	0	0	0	0	0.0	0
	-----	-----	-----	-----	-----	-----
DISTRICT TOTALS	578	190	768	464	60.4	304
DISTRICT 16						
HASKELL	0	0	0	0	0.0	0
LATIMER	44	21	65	13	20.0	52
LE FLORE	39	13	52	27	51.9	25
	-----	-----	-----	-----	-----	-----
DISTRICT TOTALS	83	34	117	40	34.1	77
DISTRICT 17						
CHOCTAW	19	6	25	3	12.0	22
MARSHALL	6	8	14	7	50.0	7
PUSHMATAHA	15	15	30	2	6.6	28
	-----	-----	-----	-----	-----	-----
DISTRICT TOTALS	40	29	69	12	17.3	57

CASELOAD INVENTORY FOR  
DOMESTIC RELATIONS LITIGATION - RECIPROCAL SUPPORT - INCOMING  
JULY 1, 1987 - JUNE 30, 1988

	CASES PENDING 7/01/87	CASES FILED	TOTAL CASELOAD	CASES DISPOSED	PERCENT OF CASELOAD TERMINATED	CASES PENDING 6/30/88
DISTRICT 18						
MAYES	20	6	26	12	46.1	14
PITTSBURG	14	0	14	2	14.2	12
	-----	-----	-----	-----	-----	-----
DISTRICT TOTALS	34	6	40	14	35.0	26
DISTRICT 19						
BRYAN	23	23	46	25	54.3	21
	-----	-----	-----	-----	-----	-----
DISTRICT TOTALS	23	23	46	25	54.3	21
DISTRICT 20						
CARTER	38	2	40	35	87.5	5
JOHNSTON	0	0	0	0	0.0	0
LOVE	5	6	11	5	45.4	6
MCCURTAIN	56	11	67	0	0.0	67
MURRAY	2	0	2	2	100.0	0
	-----	-----	-----	-----	-----	-----
DISTRICT TOTALS	101	19	120	42	35.0	78
DISTRICT 21						
CLEVELAND	63	19	82	77	93.9	5
GARVIN	19	7	26	12	46.1	14
MAJOR	2	8	10	6	60.0	4
	-----	-----	-----	-----	-----	-----
DISTRICT TOTALS	84	34	118	95	80.5	23
DISTRICT 22						
HUGHES	43	25	68	42	61.7	26
PONTOTOC	62	53	115	40	34.7	75
SEMINOLE	0	0	0	0	0.0	0
	-----	-----	-----	-----	-----	-----
DISTRICT TOTALS	105	78	183	82	44.8	101
DISTRICT 23						
LINCOLN	15	0	15	2	13.3	13
POTTAWATOMIE	22	6	28	8	28.5	20
	-----	-----	-----	-----	-----	-----
DISTRICT TOTALS	37	6	43	10	23.2	33

CASELOAD INVENTORY FOR  
DOMESTIC RELATIONS LITIGATION - RECIPROCAL SUPPORT - INCOMING  
JULY 1, 1987 - JUNE 30, 1988

	CASES PENDING 7/01/87	CASES FILED	TOTAL CASELOAD	CASES DISPOSED	PERCENT OF CASELOAD TERMINATED	CASES PENDING 6/30/88
DISTRICT 24						
CREEK	45	4	49	4	8.1	45
OKFUSKEE	137	5	142	0	0.0	142
OKMULGEE	2	3	5	5	100.0	0
	-----	-----	-----	-----	-----	-----
DISTRICT TOTALS	184	12	196	9	4.5	187
 DISTRICT 25						
ATOKA	7	3	10	6	60.0	4
COAL	10	6	16	4	25.0	12
	-----	-----	-----	-----	-----	-----
DISTRICT TOTALS	17	9	26	10	38.4	16
 DISTRICT 26						
CANADIAN	34	9	43	11	25.5	32
	-----	-----	-----	-----	-----	-----
DISTRICT TOTALS	34	9	43	11	25.5	32
	-----	-----	-----	-----	-----	-----
STATEWIDE TOTALS	5,564	1,255	6,819	1,379	20.2	5,440

CASELOAD INVENTORY FOR  
DOMESTIC RELATIONS DISPOSITIONS - RECIPROCAL SUPPORT - INCOMING  
JULY 1, 1987 - JUNE 30, 1988

	JURY TRIALS	NON-JURY TRIALS	DISMISSED WITHDRAWN/ SETTLED	UNCONTESTED	TOTAL DISPOSITIONS
DISTRICT 01					
BEAVER	0	2	0	0	2
CIMARRON	0	0	0	0	0
HARPER	0	0	0	0	0
TEXAS	0	2	7	0	9
	-----	-----	-----	-----	-----
DISTRICT TOTALS	0	4	7	0	11
DISTRICT 02					
BECKHAM	0	0	1	0	1
CUSTER	0	7	3	9	19
ELLIS	0	0	0	0	0
GREER	0	0	0	0	0
HARMON	0	1	0	1	2
ROGER MILLS	0	0	0	0	0
	-----	-----	-----	-----	-----
DISTRICT TOTALS	0	8	4	10	22
DISTRICT 03					
JACKSON	0	6	9	7	22
KIOWA	0	0	9	11	20
TILLMAN	0	0	0	6	6
WASHITA	0	1	2	11	14
	-----	-----	-----	-----	-----
DISTRICT TOTALS	0	7	20	35	62
DISTRICT 04					
ALFALFA	0	0	2	2	4
BLAINE	0	0	1	9	10
DEWEY	0	0	3	5	8
GARFIELD	0	7	5	6	18
GRANT	0	0	0	0	0
KINGFISHER	0	0	1	2	3
MCCLAIN	0	1	2	0	3
WOODS	0	0	3	1	4
WOODWARD	0	0	2	2	4
	-----	-----	-----	-----	-----
DISTRICT TOTALS	0	8	19	27	54

CASELOAD INVENTORY FOR  
DOMESTIC RELATIONS DISPOSITIONS - RECIPROCAL SUPPORT - INCOMING  
JULY 1, 1987 - JUNE 30, 1988

	JURY TRIALS	NON-JURY TRIALS	DISMISSED WITHDRAWN/ SETTLED	UNCONTESTED	TOTAL DISPOSITIONS
DISTRICT 05					
COMANCHE	0	0	6	15	21
COTTON	0	0	4	0	4
JEFFERSON	0	2	1	2	5
STEPHENS	0	5	1	2	8
	-----	-----	-----	-----	-----
DISTRICT TOTALS	0	7	12	19	38
 DISTRICT 06					
CADDO	0	0	0	2	2
GRADY	0	4	15	1	20
	-----	-----	-----	-----	-----
DISTRICT TOTALS	0	4	15	3	22
 DISTRICT 07					
OKLAHOMA	0	9	0	3	12
	-----	-----	-----	-----	-----
DISTRICT TOTALS	0	9	0	3	12
 DISTRICT 08					
KAY	0	6	8	7	21
NOBLE	0	3	1	4	8
	-----	-----	-----	-----	-----
DISTRICT TOTALS	0	9	9	11	29
 DISTRICT 09					
LOGAN	0	0	0	4	4
PAYNE	0	7	8	2	17
	-----	-----	-----	-----	-----
DISTRICT TOTALS	0	7	8	6	21
 DISTRICT 10					
OSAGE	0	0	2	0	2
	-----	-----	-----	-----	-----
DISTRICT TOTALS	0	0	2	0	2
 DISTRICT 11					
NOWATA	0	0	0	0	0
WASHINGTON	0	0	3	1	4
	-----	-----	-----	-----	-----
DISTRICT TOTALS	0	0	3	1	4

CASELOAD INVENTORY FOR  
DOMESTIC RELATIONS DISPOSITIONS - RECIPROCAL SUPPORT - INCOMING  
JULY 1, 1987 - JUNE 30, 1988

	JURY TRIALS	NON-JURY TRIALS	DISMISSED WITHDRAWN/ SETTLED	UNCONTESTED	TOTAL DISPOSITIONS
DISTRICT 12					
CRAIG	0	6	4	0	10
MCINTOSH	0	0	3	1	4
ROGERS	0	0	19	0	19
	-----	-----	-----	-----	-----
DISTRICT TOTALS	0	6	26	1	33
DISTRICT 13					
DELAWARE	0	10	6	5	21
OTTAWA	0	18	28	23	69
	-----	-----	-----	-----	-----
DISTRICT TOTALS	0	28	34	28	90
DISTRICT 14					
PAWNEE	0	0	0	0	0
TULSA	0	0	58	107	165
	-----	-----	-----	-----	-----
DISTRICT TOTALS	0	0	58	107	165
DISTRICT 15					
ADAIR	0	2	3	0	5
CHEROKEE	0	5	19	27	51
MUSKOGEE	0	4	372	32	408
SEQUOYAH	0	0	0	0	0
WAGONER	0	0	0	0	0
	-----	-----	-----	-----	-----
DISTRICT TOTALS	0	11	394	59	464
DISTRICT 16					
HASKELL	0	0	0	0	0
LATIMER	0	0	11	2	13
LE FLORE	0	0	7	20	27
	-----	-----	-----	-----	-----
DISTRICT TOTALS	0	0	18	22	40
DISTRICT 17					
CHOCTAW	0	3	0	0	3
MARSHALL	0	0	0	7	7
PUSHMATAHA	0	0	2	0	2
	-----	-----	-----	-----	-----
DISTRICT TOTALS	0	3	2	7	12

CASELOAD INVENTORY FOR  
DOMESTIC RELATIONS DISPOSITIONS - RECIPROCAL SUPPORT - INCOMING  
JULY 1, 1987 - JUNE 30, 1988

	JURY TRIALS	NON-JURY TRIALS	DISMISSED WITHDRAWN/ SETTLED	UNCONTESTED	TOTAL DISPOSITIONS
DISTRICT 18					
MAYES	0	6	5	1	12
PITTSBURG	0	1	0	1	2
	-----	-----	-----	-----	-----
DISTRICT TOTALS	0	7	5	2	14
DISTRICT 19					
BRYAN	0	0	25	0	25
	-----	-----	-----	-----	-----
DISTRICT TOTALS	0	0	25	0	25
DISTRICT 20					
CARTER	0	5	30	0	35
JOHNSTON	0	0	0	0	0
LOVE	0	0	5	0	5
MCCURTAIN	0	0	0	0	0
MURRAY	0	0	2	0	2
	-----	-----	-----	-----	-----
DISTRICT TOTALS	0	5	37	0	42
DISTRICT 21					
CLEVELAND	0	9	60	8	77
GARVIN	0	11	1	0	12
MAJOR	0	0	1	5	6
	-----	-----	-----	-----	-----
DISTRICT TOTALS	0	20	62	13	95
DISTRICT 22					
HUGHES	0	22	15	5	42
PONTOTOC	0	0	39	1	40
SEMINOLE	0	0	0	0	0
	-----	-----	-----	-----	-----
DISTRICT TOTALS	0	22	54	6	82
DISTRICT 23					
LINCOLN	0	1	1	0	2
POTTAWATOMIE	0	0	7	1	8
	-----	-----	-----	-----	-----
DISTRICT TOTALS	0	1	8	1	10

CASELOAD INVENTORY FOR  
DOMESTIC RELATIONS DISPOSITIONS - RECIPROCAL SUPPORT - INCOMING  
JULY 1, 1987 - JUNE 30, 1988

	JURY TRIALS	NON-JURY TRIALS	DISMISSED WITHDRAWN/ SETTLED	UNCONTESTED	TOTAL DISPOSITIONS
DISTRICT 24					
CREEK	0	0	3	1	4
OKFUSKEE	0	0	0	0	0
OKMULGEE	0	3	2	0	5
	-----	-----	-----	-----	-----
DISTRICT TOTALS	0	3	5	1	9
 DISTRICT 25					
ATOKA	0	0	2	4	6
COAL	0	0	3	1	4
	-----	-----	-----	-----	-----
DISTRICT TOTALS	0	0	5	5	10
 DISTRICT 26					
CANADIAN	0	1	9	1	11
	-----	-----	-----	-----	-----
DISTRICT TOTALS	0	1	9	1	11
	-----	-----	-----	-----	-----
STATEWIDE TOTALS	0	170	841	368	1,379

CASELOAD INVENTORY FOR  
DOMESTIC RELATIONS LITIGATION - RECIPROCAL SUPPORT - OUTGOING  
JULY 1, 1987 - JUNE 30, 1988

	CASES PENDING 7/01/87	CASES FILED	TOTAL CASELOAD	CASES DISPOSED	PERCENT OF CASELOAD TERMINATED	CASES PENDING 6/30/88
DISTRICT 01						
BEAVER	4	4	8	8	100.0	0
CIMARRON	22	0	22	0	0.0	22
HARPER	0	2	2	0	0.0	2
TEXAS	22	14	36	14	38.8	22
	-----	-----	-----	-----	-----	-----
DISTRICT TOTALS	48	20	68	22	32.3	46
DISTRICT 02						
BECKHAM	16	6	22	0	0.0	22
CUSTER	0	0	0	0	0.0	0
ELLIS	6	1	7	1	14.2	6
GREER	0	0	0	0	0.0	0
HARMON	0	0	0	0	0.0	0
ROGER MILLS	0	0	0	0	0.0	0
	-----	-----	-----	-----	-----	-----
DISTRICT TOTALS	22	7	29	1	3.4	28
DISTRICT 03						
JACKSON	60	92	152	48	31.5	104
KIOWA	6	6	12	2	16.6	10
TILLMAN	8	17	25	3	12.0	22
WASHITA	2	10	12	5	41.6	7
	-----	-----	-----	-----	-----	-----
DISTRICT TOTALS	76	125	201	58	28.8	143
DISTRICT 04						
ALFALFA	0	4	4	4	100.0	0
BLAINE	2	6	8	0	0.0	8
DEWEY	14	3	17	15	88.2	2
GARFIELD	5	2	7	6	85.7	1
GRANT	0	0	0	0	0.0	0
KINGFISHER	6	5	11	1	9.0	10
MCCLAIN	0	0	0	0	0.0	0
WOODS	3	4	7	2	28.5	5
WOODWARD	45	17	62	5	8.0	57
	-----	-----	-----	-----	-----	-----
DISTRICT TOTALS	75	41	116	33	28.4	83

CASELOAD INVENTORY FOR  
DOMESTIC RELATIONS LITIGATION - RECIPROCAL SUPPORT - OUTGOING  
JULY 1, 1987 - JUNE 30, 1988

	CASES PENDING 7/01/87	CASES FILED	TOTAL CASELOAD	CASES DISPOSED	PERCENT OF CASELOAD TERMINATED	CASES PENDING 6/30/88
DISTRICT 05						
COMANCHE	1,372	124	1,496	32	2.1	1,464
COTTON	1	3	4	4	100.0	0
JEFFERSON	6	2	8	7	87.5	1
STEPHENS	48	18	66	2	3.0	64
	-----	-----	-----	-----	-----	-----
DISTRICT TOTALS	1,427	147	1,574	45	2.8	1,529
DISTRICT 06						
CADDO	8	14	22	10	45.4	12
GRADY	0	19	19	19	100.0	0
	-----	-----	-----	-----	-----	-----
DISTRICT TOTALS	8	33	41	29	70.7	12
DISTRICT 07						
OKLAHOMA	358	33	391	0	0.0	391
	-----	-----	-----	-----	-----	-----
DISTRICT TOTALS	358	33	391	0	0.0	391
DISTRICT 08						
KAY	22	2	24	12	50.0	12
NOBLE	7	0	7	1	14.2	6
	-----	-----	-----	-----	-----	-----
DISTRICT TOTALS	29	2	31	13	41.9	18
DISTRICT 09						
LOGAN	1	1	2	0	0.0	2
PAYNE	51	7	58	3	5.1	55
	-----	-----	-----	-----	-----	-----
DISTRICT TOTALS	52	8	60	3	5.0	57
DISTRICT 10						
OSAGE	11	12	23	5	21.7	18
	-----	-----	-----	-----	-----	-----
DISTRICT TOTALS	11	12	23	5	21.7	18
DISTRICT 11						
NOWATA	1	5	6	0	0.0	6
WASHINGTON	11	5	16	2	12.5	14
	-----	-----	-----	-----	-----	-----
DISTRICT TOTALS	12	10	22	2	9.0	20

CASELOAD INVENTORY FOR  
DOMESTIC RELATIONS LITIGATION - RECIPROCAL SUPPORT - OUTGOING  
JULY 1, 1987 - JUNE 30, 1988

	CASES PENDING 7/01/87	CASES FILED	TOTAL CASELOAD	CASES DISPOSED	PERCENT OF CASELOAD TERMINATED	CASES PENDING 6/30/88
DISTRICT 12						
CRAIG	12	3	15	15	100.0	0
MCINTOSH	5	0	5	5	100.0	0
ROGERS	0	15	15	15	100.0	0
	-----	-----	-----	-----	-----	-----
DISTRICT TOTALS	17	18	35	35	100.0	0
DISTRICT 13						
DELAWARE	67	28	95	8	8.4	87
OTTAWA	12	13	25	12	48.0	13
	-----	-----	-----	-----	-----	-----
DISTRICT TOTALS	79	41	120	20	16.6	100
DISTRICT 14						
PAWNEE	0	0	0	0	0.0	0
TULSA	759	371	1,130	0	0.0	1,130
	-----	-----	-----	-----	-----	-----
DISTRICT TOTALS	759	371	1,130	0	0.0	1,130
DISTRICT 15						
ADAIR	0	0	0	0	0.0	0
CHEROKEE	0	0	0	0	0.0	0
MUSKOGEE	2	13	15	15	100.0	0
SEQUOYAH	25	11	36	3	8.3	33
WAGONER	0	0	0	0	0.0	0
	-----	-----	-----	-----	-----	-----
DISTRICT TOTALS	27	24	51	18	35.2	33
DISTRICT 16						
HASKELL	0	0	0	0	0.0	0
LATIMER	37	1	38	0	0.0	38
LE FLORE	114	48	162	110	67.9	52
	-----	-----	-----	-----	-----	-----
DISTRICT TOTALS	151	49	200	110	55.0	90
DISTRICT 17						
CHOCTAW	16	1	17	0	0.0	17
MARSHALL	6	0	6	0	0.0	6
PUSHMATAHA	10	1	11	0	0.0	11
	-----	-----	-----	-----	-----	-----
DISTRICT TOTALS	32	2	34	0	0.0	34

CASELOAD INVENTORY FOR  
DOMESTIC RELATIONS LITIGATION - RECIPROCAL SUPPORT - OUTGOING  
JULY 1, 1987 - JUNE 30, 1988

	CASES PENDING 7/01/87	CASES FILED	TOTAL CASELOAD	CASES DISPOSED	PERCENT OF CASELOAD TERMINATED	CASES PENDING 6/30/88
DISTRICT 18						
MAYES	0	7	7	7	100.0	0
PITTSBURG	17	10	27	1	3.7	26
	-----	-----	-----	-----	-----	-----
DISTRICT TOTALS	17	17	34	8	23.5	26
DISTRICT 19						
BRYAN	39	0	39	13	33.3	26
	-----	-----	-----	-----	-----	-----
DISTRICT TOTALS	39	0	39	13	33.3	26
DISTRICT 20						
CARTER	6	1	7	0	0.0	7
JOHNSTON	10	6	16	13	81.2	3
LOVE	1	2	3	1	33.3	2
MCCURTAIN	78	0	78	0	0.0	78
MURRAY	2	0	2	2	100.0	0
	-----	-----	-----	-----	-----	-----
DISTRICT TOTALS	97	9	106	16	15.0	90
DISTRICT 21						
CLEVELAND	31	10	41	37	90.2	4
GARVIN	17	1	18	13	72.2	5
MAJOR	8	3	11	6	54.5	5
	-----	-----	-----	-----	-----	-----
DISTRICT TOTALS	56	14	70	56	80.0	14
DISTRICT 22						
HUGHES	3	4	7	5	71.4	2
PONTOTOC	0	0	0	0	0.0	0
SEMINOLE	0	0	0	0	0.0	0
	-----	-----	-----	-----	-----	-----
DISTRICT TOTALS	3	4	7	5	71.4	2
DISTRICT 23						
LINCOLN	1	0	1	0	0.0	1
POTTAWATOMIE	0	0	0	0	0.0	0
	-----	-----	-----	-----	-----	-----
DISTRICT TOTALS	1	0	1	0	0.0	1

CASELOAD INVENTORY FOR  
DOMESTIC RELATIONS LITIGATION - RECIPROCAL SUPPORT - OUTGOING  
JULY 1, 1987 - JUNE 30, 1988

	CASES PENDING 7/01/87	CASES FILED	TOTAL CASELOAD	CASES DISPOSED	PERCENT OF CASELOAD TERMINATED	CASES PENDING 6/30/88
DISTRICT 24						
CREEK	90	4	94	94	100.0	0
OKFUSKEE	0	0	0	0	0.0	0
OKMULGEE	6	1	7	7	100.0	0
	-----	-----	-----	-----	-----	-----
DISTRICT TOTALS	96	5	101	101	100.0	0
 DISTRICT 25						
ATOKA	0	0	0	0	0.0	0
COAL	0	0	0	0	0.0	0
	-----	-----	-----	-----	-----	-----
DISTRICT TOTALS	0	0	0	0	0.0	0
 DISTRICT 26						
CANADIAN	14	5	19	13	68.4	6
	-----	-----	-----	-----	-----	-----
DISTRICT TOTALS	14	5	19	13	68.4	6
	-----	-----	-----	-----	-----	-----
STATEWIDE TOTALS	3,506	997	4,503	606	13.4	3,897

CASELOAD INVENTORY FOR  
DOMESTIC RELATIONS DISPOSITIONS - RECIPROCAL SUPPORT - OUTGOING  
JULY 1, 1987 - JUNE 30, 1988

	JURY TRIALS	NON-JURY TRIALS	DISMISSED WITHDRAWN/ SETTLED	UNCONTESTED	TOTAL DISPOSITIONS
DISTRICT 01					
BEAVER	0	8	0	0	8
CIMARRON	0	0	0	0	0
HARPER	0	0	0	0	0
TEXAS	0	1	8	5	14
	-----	-----	-----	-----	-----
DISTRICT TOTALS	0	9	8	5	22
DISTRICT 02					
BECKHAM	0	0	0	0	0
CUSTER	0	0	0	0	0
ELLIS	0	0	1	0	1
GREER	0	0	0	0	0
HARMON	0	0	0	0	0
ROGER MILLS	0	0	0	0	0
	-----	-----	-----	-----	-----
DISTRICT TOTALS	0	0	1	0	1
DISTRICT 03					
JACKSON	0	1	26	21	48
KIOWA	0	0	1	1	2
TILLMAN	0	0	0	3	3
WASHITA	0	1	2	2	5
	-----	-----	-----	-----	-----
DISTRICT TOTALS	0	2	29	27	58
DISTRICT 04					
ALFALFA	0	0	0	4	4
BLAINE	0	0	0	0	0
DEWEY	0	0	13	2	15
GARFIELD	0	1	1	4	6
GRANT	0	0	0	0	0
KINGFISHER	0	0	1	0	1
MCCLAIN	0	0	0	0	0
WOODS	0	0	2	0	2
WOODWARD	0	0	1	4	5
	-----	-----	-----	-----	-----
DISTRICT TOTALS	0	1	18	14	33

CASELOAD INVENTORY FOR  
DOMESTIC RELATIONS DISPOSITIONS - RECIPROCAL SUPPORT - OUTGOING  
JULY 1, 1987 - JUNE 30, 1988

	JURY TRIALS	NON-JURY TRIALS	DISMISSED WITHDRAWN/ SETTLED	UNCONTESTED	TOTAL DISPOSITIONS
DISTRICT 05					
COMANCHE	0	0	20	12	32
COTTON	0	0	3	1	4
JEFFERSON	0	0	0	7	7
STEPHENS	0	0	1	1	2
	-----	-----	-----	-----	-----
DISTRICT TOTALS	0	0	24	21	45
 DISTRICT 06					
CADDO	0	0	2	8	10
GRADY	0	0	0	19	19
	-----	-----	-----	-----	-----
DISTRICT TOTALS	0	0	2	27	29
 DISTRICT 07					
OKLAHOMA	0	0	0	0	0
	-----	-----	-----	-----	-----
DISTRICT TOTALS	0	0	0	0	0
 DISTRICT 08					
KAY	0	1	4	7	12
NOBLE	0	0	0	1	1
	-----	-----	-----	-----	-----
DISTRICT TOTALS	0	1	4	8	13
 DISTRICT 09					
LOGAN	0	0	0	0	0
PAYNE	0	0	3	0	3
	-----	-----	-----	-----	-----
DISTRICT TOTALS	0	0	3	0	3
 DISTRICT 10					
OSAGE	0	0	5	0	5
	-----	-----	-----	-----	-----
DISTRICT TOTALS	0	0	5	0	5
 DISTRICT 11					
NOWATA	0	0	0	0	0
WASHINGTON	0	0	1	1	2
	-----	-----	-----	-----	-----
DISTRICT TOTALS	0	0	1	1	2

CASELOAD INVENTORY FOR  
DOMESTIC RELATIONS DISPOSITIONS - RECIPROCAL SUPPORT - OUTGOING  
JULY 1, 1987 - JUNE 30, 1988

	JURY TRIALS	NON-JURY TRIALS	DISMISSED WITHDRAWN/ SETTLED	UNCONTESTED	TOTAL DISPOSITIONS
DISTRICT 12					
CRAIG	0	13	2	0	15
MCINTOSH	0	0	4	1	5
ROGERS	0	0	15	0	15
	-----	-----	-----	-----	-----
DISTRICT TOTALS	0	13	21	1	35
DISTRICT 13					
DELAWARE	0	0	0	8	8
OTTAWA	0	1	4	7	12
	-----	-----	-----	-----	-----
DISTRICT TOTALS	0	1	4	15	20
DISTRICT 14					
PAWNEE	0	0	0	0	0
TULSA	0	0	0	0	0
	-----	-----	-----	-----	-----
DISTRICT TOTALS	0	0	0	0	0
DISTRICT 15					
ADAIR	0	0	0	0	0
CHEROKEE	0	0	0	0	0
MUSKOGEE	0	0	13	2	15
SEQUOYAH	0	0	2	1	3
WAGONER	0	0	0	0	0
	-----	-----	-----	-----	-----
DISTRICT TOTALS	0	0	15	3	18
DISTRICT 16					
HASKELL	0	0	0	0	0
LATIMER	0	0	0	0	0
LE FLORE	0	0	31	79	110
	-----	-----	-----	-----	-----
DISTRICT TOTALS	0	0	31	79	110
DISTRICT 17					
CHOCTAW	0	0	0	0	0
MARSHALL	0	0	0	0	0
PUSHMATAHA	0	0	0	0	0
	-----	-----	-----	-----	-----
DISTRICT TOTALS	0	0	0	0	0

CASELOAD INVENTORY FOR  
DOMESTIC RELATIONS DISPOSITIONS - RECIPROCAL SUPPORT - OUTGOING  
JULY 1, 1987 - JUNE 30, 1988

	JURY TRIALS	NON-JURY TRIALS	DISMISSED WITHDRAWN/ SETTLED	UNCONTESTED	TOTAL DISPOSITIONS
DISTRICT 18					
MAYES	0	0	7	0	7
PITTSBURG	0	0	1	0	1
	-----	-----	-----	-----	-----
DISTRICT TOTALS	0	0	8	0	8
DISTRICT 19					
BRYAN	0	0	13	0	13
	-----	-----	-----	-----	-----
DISTRICT TOTALS	0	0	13	0	13
DISTRICT 20					
CARTER	0	0	0	0	0
JOHNSTON	0	1	12	0	13
LOVE	0	0	1	0	1
MCCURTAIN	0	0	0	0	0
MURRAY	0	0	2	0	2
	-----	-----	-----	-----	-----
DISTRICT TOTALS	0	1	15	0	16
DISTRICT 21					
CLEVELAND	0	2	34	1	37
GARVIN	0	13	0	0	13
MAJOR	0	0	5	1	6
	-----	-----	-----	-----	-----
DISTRICT TOTALS	0	15	39	2	56
DISTRICT 22					
HUGHES	0	3	2	0	5
PONTOTOC	0	0	0	0	0
SEMINOLE	0	0	0	0	0
	-----	-----	-----	-----	-----
DISTRICT TOTALS	0	3	2	0	5
DISTRICT 23					
LINCOLN	0	0	0	0	0
POTTAWATOMIE	0	0	0	0	0
	-----	-----	-----	-----	-----
DISTRICT TOTALS	0	0	0	0	0

CASELOAD INVENTORY FOR  
DOMESTIC RELATIONS DISPOSITIONS - RECIPROCAL SUPPORT - OUTGOING  
JULY 1, 1987 - JUNE 30, 1988

	JURY TRIALS	NON-JURY TRIALS	DISMISSED WITHDRAWN/ SETTLED	UNCONTESTED	TOTAL DISPOSITIONS
DISTRICT 24					
CREEK	0	0	94	0	94
OKFUSKEE	0	0	0	0	0
OKMULGEE	0	6	1	0	7
	-----	-----	-----	-----	-----
DISTRICT TOTALS	0	6	95	0	101
DISTRICT 25					
ATOKA	0	0	0	0	0
COAL	0	0	0	0	0
	-----	-----	-----	-----	-----
DISTRICT TOTALS	0	0	0	0	0
DISTRICT 26					
CANADIAN	0	0	0	13	13
	-----	-----	-----	-----	-----
DISTRICT TOTALS	0	0	0	13	13
	-----	-----	-----	-----	-----
STATEWIDE TOTALS	0	52	338	216	606

CASELOAD INVENTORY FOR  
DOMESTIC RELATIONS LITIGATION - OTHER DOMESTIC RELATIONS  
JULY 1, 1987 - JUNE 30, 1988

	CASES PENDING 7/01/87	CASES FILED	TOTAL CASELOAD	CASES DISPOSED	PERCENT OF CASELOAD TERMINATED	CASES PENDING 6/30/88
DISTRICT 01						
BEAVER	3	5	8	4	50.0	4
CIMARRON	7	5	12	8	66.6	4
HARPER	3	11	14	11	78.5	3
TEXAS	7	19	26	17	65.3	9
	-----	-----	-----	-----	-----	-----
DISTRICT TOTALS	20	40	60	40	66.6	20
DISTRICT 02						
BECKHAM	14	1	15	7	46.6	8
CUSTER	1	4	5	5	100.0	0
ELLIS	0	10	10	9	90.0	1
GREER	4	7	11	11	100.0	0
HARMON	2	1	3	3	100.0	0
ROGER MILLS	0	3	3	3	100.0	0
	-----	-----	-----	-----	-----	-----
DISTRICT TOTALS	21	26	47	38	80.8	9
DISTRICT 03						
JACKSON	30	33	63	32	50.7	31
KIOWA	8	47	55	25	45.4	30
TILLMAN	5	31	36	30	83.3	6
WASHITA	0	6	6	6	100.0	0
	-----	-----	-----	-----	-----	-----
DISTRICT TOTALS	43	117	160	93	58.1	67
DISTRICT 04						
ALFALFA	7	20	27	25	92.5	2
BLAINE	10	12	22	11	50.0	11
DEWEY	4	10	14	10	71.4	4
GARFIELD	72	84	156	81	51.9	75
GRANT	0	2	2	2	100.0	0
KINGFISHER	5	22	27	21	77.7	6
MCCLAIN	0	10	10	1	10.0	9
WOODS	12	45	57	46	80.7	11
WOODWARD	225	107	332	51	15.3	281
	-----	-----	-----	-----	-----	-----
DISTRICT TOTALS	335	312	647	248	38.3	399

CASELOAD INVENTORY FOR  
DOMESTIC RELATIONS LITIGATION - OTHER DOMESTIC RELATIONS  
JULY 1, 1987 - JUNE 30, 1988

	CASES PENDING 7/01/87	CASES FILED	TOTAL CASELOAD	CASES DISPOSED	PERCENT OF CASELOAD TERMINATED	CASES PENDING 6/30/88
DISTRICT 05						
COMANCHE	193	110	303	106	34.9	197
COTTON	0	6	6	5	83.3	1
JEFFERSON	9	27	36	35	97.2	1
STEPHENS	95	59	154	34	22.0	120
	-----	-----	-----	-----	-----	-----
DISTRICT TOTALS	297	202	499	180	36.0	319
 DISTRICT 06						
CADDO	26	202	228	189	82.8	39
GRADY	29	70	99	75	75.7	24
	-----	-----	-----	-----	-----	-----
DISTRICT TOTALS	55	272	327	264	80.7	63
 DISTRICT 07						
OKLAHOMA	5,417	2,297	7,714	1,113	14.4	6,601
	-----	-----	-----	-----	-----	-----
DISTRICT TOTALS	5,417	2,297	7,714	1,113	14.4	6,601
 DISTRICT 08						
KAY	8	7	15	10	66.6	5
NOBLE	4	5	9	4	44.4	5
	-----	-----	-----	-----	-----	-----
DISTRICT TOTALS	12	12	24	14	58.3	10
 DISTRICT 09						
LOGAN	17	84	101	61	60.4	40
PAYNE	185	192	377	186	49.3	191
	-----	-----	-----	-----	-----	-----
DISTRICT TOTALS	202	276	478	247	51.6	231
 DISTRICT 10						
OSAGE	99	47	146	43	29.4	103
	-----	-----	-----	-----	-----	-----
DISTRICT TOTALS	99	47	146	43	29.4	103
 DISTRICT 11						
NOWATA	7	1	8	3	37.5	5
WASHINGTON	160	280	440	351	79.7	89
	-----	-----	-----	-----	-----	-----
DISTRICT TOTALS	167	281	448	354	79.0	94

CASELOAD INVENTORY FOR  
DOMESTIC RELATIONS LITIGATION - OTHER DOMESTIC RELATIONS  
JULY 1, 1987 - JUNE 30, 1988

	CASES PENDING 7/01/87	CASES FILED	TOTAL CASELOAD	CASES DISPOSED	PERCENT OF CASELOAD TERMINATED	CASES PENDING 6/30/88
DISTRICT 12						
CRAIG	14	10	24	15	62.5	9
MCINTOSH	8	17	25	21	84.0	4
ROGERS	44	235	279	215	77.0	64
	-----	-----	-----	-----	-----	-----
DISTRICT TOTALS	66	262	328	251	76.5	77
DISTRICT 13						
DELAWARE	44	100	144	40	27.7	104
OTTAWA	9	86	95	91	95.7	4
	-----	-----	-----	-----	-----	-----
DISTRICT TOTALS	53	186	239	131	54.8	108
DISTRICT 14						
PAWNEE	0	0	0	0	0.0	0
TULSA	545	3,475	4,020	2,255	56.0	1,765
	-----	-----	-----	-----	-----	-----
DISTRICT TOTALS	545	3,475	4,020	2,255	56.0	1,765
DISTRICT 15						
ADAIR	0	0	0	0	0.0	0
CHEROKEE	11	23	34	20	58.8	14
MUSKOGEE	7	40	47	38	80.8	9
SEQUOYAH	341	181	522	175	33.5	347
WAGONER	10	34	44	33	75.0	11
	-----	-----	-----	-----	-----	-----
DISTRICT TOTALS	369	278	647	266	41.1	381
DISTRICT 16						
HASKELL	0	0	0	0	0.0	0
LATIMER	0	0	0	0	0.0	0
LE FLORE	84	174	258	177	68.6	81
	-----	-----	-----	-----	-----	-----
DISTRICT TOTALS	84	174	258	177	68.6	81
DISTRICT 17						
CHOCTAW	108	59	167	90	53.8	77
MARSHALL	5	3	8	8	100.0	0
PUSHMATAHA	0	1	1	1	100.0	0
	-----	-----	-----	-----	-----	-----
DISTRICT TOTALS	113	63	176	99	56.2	77

CASELOAD INVENTORY FOR  
DOMESTIC RELATIONS LITIGATION - OTHER DOMESTIC RELATIONS  
JULY 1, 1987 - JUNE 30, 1988

	CASES PENDING 7/01/87	CASES FILED	TOTAL CASELOAD	CASES DISPOSED	PERCENT OF CASELOAD TERMINATED	CASES PENDING 6/30/88
DISTRICT 18						
MAYES	13	38	51	28	54.9	23
PITTSBURG	29	45	74	36	48.6	38
	-----	-----	-----	-----		-----
DISTRICT TOTALS	42	83	125	64	51.2	61
 DISTRICT 19						
BRYAN	27	106	133	75	56.3	58
	-----	-----	-----	-----		-----
DISTRICT TOTALS	27	106	133	75	56.3	58
 DISTRICT 20						
CARTER	153	113	266	222	83.4	44
JOHNSTON	5	6	11	7	63.6	4
LOVE	1	2	3	3	100.0	0
MCCURTAIN	161	271	432	260	60.1	172
MURRAY	2	0	2	2	100.0	0
	-----	-----	-----	-----		-----
DISTRICT TOTALS	322	392	714	494	69.1	220
 DISTRICT 21						
CLEVELAND	112	469	581	457	78.6	124
GARVIN	31	14	45	21	46.6	24
MAJOR	10	4	14	5	35.7	9
	-----	-----	-----	-----		-----
DISTRICT TOTALS	153	487	640	483	75.4	157
 DISTRICT 22						
HUGHES	6	26	32	32	100.0	0
PONTOTOC	96	68	164	34	20.7	130
SEMINOLE	10	48	58	58	100.0	0
	-----	-----	-----	-----		-----
DISTRICT TOTALS	112	142	254	124	48.8	130
 DISTRICT 23						
LINCOLN	4	42	46	35	76.0	11
POTTAWATOMIE	103	61	164	90	54.8	74
	-----	-----	-----	-----		-----
DISTRICT TOTALS	107	103	210	125	59.5	85

CASELOAD INVENTORY FOR  
DOMESTIC RELATIONS LITIGATION - OTHER DOMESTIC RELATIONS  
JULY 1, 1987 - JUNE 30, 1988

	CASES PENDING 7/01/87	CASES FILED	TOTAL CASELOAD	CASES DISPOSED	PERCENT OF CASELOAD TERMINATED	CASES PENDING 6/30/88
DISTRICT 24						
CREEK	116	41	157	38	24.2	119
OKFUSKEE	4	15	19	6	31.5	13
OKMULGEE	14	0	14	14	100.0	0
	-----	-----	-----	-----	-----	-----
DISTRICT TOTALS	134	56	190	58	30.5	132
 DISTRICT 25						
ATOKA	5	11	16	8	50.0	8
COAL	18	44	62	55	88.7	7
	-----	-----	-----	-----	-----	-----
DISTRICT TOTALS	23	55	78	63	80.7	15
 DISTRICT 26						
CANADIAN	128	234	362	248	68.5	114
	-----	-----	-----	-----	-----	-----
DISTRICT TOTALS	128	234	362	248	68.5	114
	-----	-----	-----	-----	-----	-----
STATEWIDE TOTALS	8,946	9,978	18,924	7,547	39.8	11,377

CASELOAD INVENTORY FOR  
DOMESTIC RELATIONS DISPOSITIONS - OTHER DOMESTIC RELATIONS  
JULY 1, 1987 - JUNE 30, 1988

	JURY TRIALS	NON-JURY TRIALS	DISMISSED WITHDRAWN/ SETTLED	UNCONTESTED	TOTAL DISPOSITIONS
DISTRICT 01					
BEAVER	0	4	0	0	4
CIMARRON	0	3	5	0	8
HARPER	0	3	5	3	11
TEXAS	0	3	1	13	17
	-----	-----	-----	-----	-----
DISTRICT TOTALS	0	13	11	16	40
DISTRICT 02					
BECKHAM	0	1	6	0	7
CUSTER	0	1	1	3	5
ELLIS	0	1	1	7	9
GREER	0	7	4	0	11
HARMON	0	1	2	0	3
ROGER MILLS	0	0	1	2	3
	-----	-----	-----	-----	-----
DISTRICT TOTALS	0	11	15	12	38
DISTRICT 03					
JACKSON	9	15	0	8	32
KIOWA	0	12	2	11	25
TILLMAN	0	17	0	13	30
WASHITA	0	0	0	6	6
	-----	-----	-----	-----	-----
DISTRICT TOTALS	9	44	2	38	93
DISTRICT 04					
ALFALFA	0	5	11	9	25
BLAINE	0	0	0	11	11
DEWEY	0	0	5	5	10
GARFIELD	0	18	7	56	81
GRANT	0	0	0	2	2
KINGFISHER	0	0	9	12	21
MCCLAIN	0	0	1	0	1
WOODS	0	0	23	23	46
WOODWARD	0	23	21	7	51
	-----	-----	-----	-----	-----
DISTRICT TOTALS	0	46	77	125	248

CASELOAD INVENTORY FOR  
DOMESTIC RELATIONS DISPOSITIONS - OTHER DOMESTIC RELATIONS  
JULY 1, 1987 - JUNE 30, 1988

	JURY TRIALS	NON-JURY TRIALS	DISMISSED WITHDRAWN/ SETTLED	UNCONTESTED	TOTAL DISPOSITIONS
DISTRICT 05					
COMANCHE	0	0	2	104	106
COTTON	0	0	0	5	5
JEFFERSON	0	6	3	26	35
STEPHENS	0	17	3	14	34
	-----	-----	-----	-----	-----
DISTRICT TOTALS	0	23	8	149	180
DISTRICT 06					
CADDO	0	0	47	142	189
GRADY	0	32	4	39	75
	-----	-----	-----	-----	-----
DISTRICT TOTALS	0	32	51	181	264
DISTRICT 07					
OKLAHOMA	0	921	192	0	1,113
	-----	-----	-----	-----	-----
DISTRICT TOTALS	0	921	192	0	1,113
DISTRICT 08					
KAY	0	0	4	6	10
NOBLE	0	1	0	3	4
	-----	-----	-----	-----	-----
DISTRICT TOTALS	0	1	4	9	14
DISTRICT 09					
LOGAN	0	4	10	47	61
PAYNE	0	24	81	81	186
	-----	-----	-----	-----	-----
DISTRICT TOTALS	0	28	91	128	247
DISTRICT 10					
OSAGE	0	0	21	22	43
	-----	-----	-----	-----	-----
DISTRICT TOTALS	0	0	21	22	43
DISTRICT 11					
NOWATA	0	0	0	3	3
WASHINGTON	1	6	150	194	351
	-----	-----	-----	-----	-----
DISTRICT TOTALS	1	6	150	197	354

CASELOAD INVENTORY FOR  
DOMESTIC RELATIONS DISPOSITIONS - OTHER DOMESTIC RELATIONS  
JULY 1, 1987 - JUNE 30, 1988

	JURY TRIALS	NON-JURY TRIALS	DISMISSED WITHDRAWN/ SETTLED	UNCONTESTED	TOTAL DISPOSITIONS
DISTRICT 12					
CRAIG	0	5	1	9	15
MCINTOSH	0	2	15	4	21
ROGERS	0	0	198	17	215
	-----	-----	-----	-----	-----
DISTRICT TOTALS	0	7	214	30	251
DISTRICT 13					
DELAWARE	0	18	3	19	40
OTTAWA	0	3	14	74	91
	-----	-----	-----	-----	-----
DISTRICT TOTALS	0	21	17	93	131
DISTRICT 14					
PAWNEE	0	0	0	0	0
TULSA	0	50	989	1,216	2,255
	-----	-----	-----	-----	-----
DISTRICT TOTALS	0	50	989	1,216	2,255
DISTRICT 15					
ADAIR	0	0	0	0	0
CHEROKEE	0	10	0	10	20
MUSKOGEE	0	0	6	32	38
SEQUOYAH	0	138	29	8	175
WAGONER	0	0	0	33	33
	-----	-----	-----	-----	-----
DISTRICT TOTALS	0	148	35	83	266
DISTRICT 16					
HASKELL	0	0	0	0	0
LATIMER	0	0	0	0	0
LE FLORE	0	68	73	36	177
	-----	-----	-----	-----	-----
DISTRICT TOTALS	0	68	73	36	177
DISTRICT 17					
CHOCTAW	0	55	29	6	90
MARSHALL	0	0	0	8	8
PUSHMATAHA	0	0	1	0	1
	-----	-----	-----	-----	-----
DISTRICT TOTALS	0	55	30	14	99

CASELOAD INVENTORY FOR  
DOMESTIC RELATIONS DISPOSITIONS - OTHER DOMESTIC RELATIONS  
JULY 1, 1987 - JUNE 30, 1988

	JURY TRIALS	NON-JURY TRIALS	DISMISSED WITHDRAWN/ SETTLED	UNCONTESTED	TOTAL DISPOSITIONS
DISTRICT 18					
MAYES	0	6	2	20	28
PITTSBURG	0	2	1	33	36
	-----	-----	-----	-----	-----
DISTRICT TOTALS	0	8	3	53	64
DISTRICT 19					
BRYAN	8	9	58	0	75
	-----	-----	-----	-----	-----
DISTRICT TOTALS	8	9	58	0	75
DISTRICT 20					
CARTER	0	65	115	42	222
JOHNSTON	0	1	5	1	7
LOVE	0	0	3	0	3
MCCURTAIN	0	19	83	158	260
MURRAY	0	0	2	0	2
	-----	-----	-----	-----	-----
DISTRICT TOTALS	0	85	208	201	494
DISTRICT 21					
CLEVELAND	0	161	155	141	457
GARVIN	0	14	0	7	21
MAJOR	0	0	0	5	5
	-----	-----	-----	-----	-----
DISTRICT TOTALS	0	175	155	153	483
DISTRICT 22					
HUGHES	0	23	5	4	32
PONTOTOC	0	0	34	0	34
SEMINOLE	0	0	32	26	58
	-----	-----	-----	-----	-----
DISTRICT TOTALS	0	23	71	30	124
DISTRICT 23					
LINCOLN	1	30	4	0	35
POTTAWATOMIE	0	0	77	13	90
	-----	-----	-----	-----	-----
DISTRICT TOTALS	1	30	81	13	125

CASELOAD INVENTORY FOR  
DOMESTIC RELATIONS DISPOSITIONS - OTHER DOMESTIC RELATIONS  
JULY 1, 1987 - JUNE 30, 1988

	JURY TRIALS	NON-JURY TRIALS	DISMISSED WITHDRAWN/ SETTLED	UNCONTESTED	TOTAL DISPOSITIONS
DISTRICT 24					
CREEK	0	1	2	35	38
OKFUSKEE	0	6	0	0	6
OKMULGEE	0	14	0	0	14
	-----	-----	-----	-----	-----
DISTRICT TOTALS	0	21	2	35	58
 DISTRICT 25					
ATOKA	0	0	0	8	8
COAL	0	0	55	0	55
	-----	-----	-----	-----	-----
DISTRICT TOTALS	0	0	55	8	63
 DISTRICT 26					
CANADIAN	0	43	106	99	248
	-----	-----	-----	-----	-----
DISTRICT TOTALS	0	43	106	99	248
	-----	-----	-----	-----	-----
STATEWIDE TOTALS	19	1,868	2,719	2,941	7,547

CASELOAD INVENTORY FOR  
PROBATE LITIGATION  
JULY 1, 1987 - JUNE 30, 1988

	CASES PENDING 7/01/87	CASES FILED	TOTAL CASELOAD	CASES DISPOSED	PERCENT OF CASELOAD TERMINATED	CASES PENDING 6/30/88
DISTRICT 01						
BEAVER	73	69	142	68	47.8	74
CIMARRON	71	36	107	57	53.2	50
HARPER	108	55	163	51	31.2	112
TEXAS	199	107	306	115	37.5	191
	-----	-----	-----	-----	-----	-----
DISTRICT TOTALS	451	267	718	291	40.5	427
DISTRICT 02						
BECKHAM	126	169	295	120	40.6	175
CUSTER	57	157	214	142	66.3	72
ELLIS	83	58	141	54	38.3	87
GREER	93	57	150	33	22.0	117
HARMON	46	40	86	43	50.0	43
ROGER MILLS	109	44	153	48	31.3	105
	-----	-----	-----	-----	-----	-----
DISTRICT TOTALS	514	525	1,039	440	42.3	599
DISTRICT 03						
JACKSON	304	116	420	387	92.1	33
KIOWA	155	98	253	93	36.7	160
TILLMAN	47	85	132	82	62.1	50
WASHITA	128	101	229	103	44.9	126
	-----	-----	-----	-----	-----	-----
DISTRICT TOTALS	634	400	1,034	665	64.3	369
DISTRICT 04						
ALFALFA	81	92	173	80	46.2	93
BLAINE	254	119	373	110	29.4	263
DEWEY	132	77	209	110	52.6	99
GARFIELD	741	443	1,184	605	51.1	579
GRANT	103	88	191	101	52.8	90
KINGFISHER	84	94	178	77	43.2	101
MCCLAIN	76	98	174	102	58.6	72
WOODS	99	103	202	92	45.5	110
WOODWARD	85	146	231	96	41.5	135
	-----	-----	-----	-----	-----	-----
DISTRICT TOTALS	1,655	1,260	2,915	1,373	47.1	1,542

CASELOAD INVENTORY FOR  
PROBATE LITIGATION  
JULY 1, 1987 - JUNE 30, 1988

	CASES PENDING 7/01/87	CASES FILED	TOTAL CASELOAD	CASES DISPOSED	PERCENT OF CASELOAD TERMINATED	CASES PENDING 6/30/88
DISTRICT 05						
COMANCHE	1,745	364	2,109	170	8.0	1,939
COTTON	63	40	103	97	94.1	6
JEFFERSON	4	53	57	51	89.4	6
STEPHENS	289	218	507	171	33.7	336
	-----	-----	-----	-----	-----	-----
DISTRICT TOTALS	2,101	675	2,776	489	17.6	2,287
 DISTRICT 06						
CADDO	260	190	450	195	43.3	255
GRADY	239	260	499	267	53.5	232
	-----	-----	-----	-----	-----	-----
DISTRICT TOTALS	499	450	949	462	48.6	487
 DISTRICT 07						
OKLAHOMA	11,392	3,429	14,821	2,543	17.1	12,278
	-----	-----	-----	-----	-----	-----
DISTRICT TOTALS	11,392	3,429	14,821	2,543	17.1	12,278
 DISTRICT 08						
KAY	395	376	771	336	43.5	435
NOBLE	326	70	396	130	32.8	266
	-----	-----	-----	-----	-----	-----
DISTRICT TOTALS	721	446	1,167	466	39.9	701
 DISTRICT 09						
LOGAN	321	140	461	159	34.4	302
PAYNE	1,286	238	1,524	195	12.8	1,329
	-----	-----	-----	-----	-----	-----
DISTRICT TOTALS	1,607	378	1,985	354	17.8	1,631
 DISTRICT 10						
OSAGE	467	196	663	169	25.4	494
	-----	-----	-----	-----	-----	-----
DISTRICT TOTALS	467	196	663	169	25.4	494
 DISTRICT 11						
NOWATA	79	37	116	29	25.0	87
WASHINGTON	217	263	480	258	53.7	222
	-----	-----	-----	-----	-----	-----
DISTRICT TOTALS	296	300	596	287	48.1	309

CASELOAD INVENTORY FOR  
PROBATE LITIGATION  
JULY 1, 1987 - JUNE 30, 1988

	CASES PENDING 7/01/87	CASES FILED	TOTAL CASELOAD	CASES DISPOSED	PERCENT OF CASELOAD TERMINATED	CASES PENDING 6/30/88
DISTRICT 12						
CRAIG	108	147	255	86	33.7	169
MCINTOSH	18	97	115	88	76.5	27
ROGERS	201	178	379	122	32.1	257
	-----	-----	-----	-----	-----	-----
DISTRICT TOTALS	327	422	749	296	39.5	453
DISTRICT 13						
DELAWARE	275	107	382	45	11.7	337
OTTAWA	15	132	147	136	92.5	11
	-----	-----	-----	-----	-----	-----
DISTRICT TOTALS	290	239	529	181	34.2	348
DISTRICT 14						
PAWNEE	64	82	146	66	45.2	80
TULSA	3,431	2,477	5,908	1,272	21.5	4,636
	-----	-----	-----	-----	-----	-----
DISTRICT TOTALS	3,495	2,559	6,054	1,338	22.1	4,716
DISTRICT 15						
ADAIR	78	63	141	86	60.9	55
CHEROKEE	217	126	343	145	42.2	198
MUSKOGEE	427	425	852	462	54.2	390
SEQUOYAH	304	93	397	65	16.3	332
WAGONER	87	121	208	120	57.6	88
	-----	-----	-----	-----	-----	-----
DISTRICT TOTALS	1,113	828	1,941	878	45.2	1,063
DISTRICT 16						
HASKELL	90	49	139	24	17.2	115
LATIMER	19	46	65	41	63.0	24
LE FLORE	128	219	347	235	67.7	112
	-----	-----	-----	-----	-----	-----
DISTRICT TOTALS	237	314	551	300	54.4	251
DISTRICT 17						
CHOCTAW	128	70	198	83	41.9	115
MARSHALL	29	58	87	58	66.6	29
PUSHMATAHA	94	64	158	69	43.6	89
	-----	-----	-----	-----	-----	-----
DISTRICT TOTALS	251	192	443	210	47.4	233

CASELOAD INVENTORY FOR  
PROBATE LITIGATION  
JULY 1, 1987 - JUNE 30, 1988

	CASES PENDING 7/01/87	CASES FILED	TOTAL CASELOAD	CASES DISPOSED	PERCENT OF CASELOAD TERMINATED	CASES PENDING 6/30/88
DISTRICT 18						
MAYES	51	132	183	108	59.0	75
PITTSBURG	765	305	1,070	246	22.9	824
	-----	-----	-----	-----	-----	-----
DISTRICT TOTALS	816	437	1,253	354	28.2	899
 DISTRICT 19						
BRYAN	80	148	228	120	52.6	108
	-----	-----	-----	-----	-----	-----
DISTRICT TOTALS	80	148	228	120	52.6	108
 DISTRICT 20						
CARTER	422	233	655	289	44.1	366
JOHNSTON	30	60	90	73	81.1	17
LOVE	35	38	73	40	54.7	33
MCCURTAIN	179	106	285	51	17.8	234
MURRAY	42	70	112	84	75.0	28
	-----	-----	-----	-----	-----	-----
DISTRICT TOTALS	708	507	1,215	537	44.2	678
 DISTRICT 21						
CLEVELAND	243	447	690	589	85.3	101
GARVIN	181	361	542	256	47.2	286
MAJOR	79	67	146	64	43.8	82
	-----	-----	-----	-----	-----	-----
DISTRICT TOTALS	503	875	1,378	909	65.9	469
 DISTRICT 22						
HUGHES	70	98	168	79	47.0	89
PONTOTOC	224	136	360	112	31.1	248
SEMINOLE	315	108	423	302	71.3	121
	-----	-----	-----	-----	-----	-----
DISTRICT TOTALS	609	342	951	493	51.8	458
 DISTRICT 23						
LINCOLN	201	166	367	150	40.8	217
POTTAWATOMIE	244	254	498	294	59.0	204
	-----	-----	-----	-----	-----	-----
DISTRICT TOTALS	445	420	865	444	51.3	421

CASELOAD INVENTORY FOR  
PROBATE LITIGATION  
JULY 1, 1987 - JUNE 30, 1988

	CASES PENDING 7/01/87	CASES FILED	TOTAL CASELOAD	CASES DISPOSED	PERCENT OF CASELOAD TERMINATED	CASES PENDING 6/30/88
DISTRICT 24						
CREEK	642	279	921	248	26.9	673
OKFUSKEE	169	67	236	49	20.7	187
OKMULGEE	208	173	381	237	62.2	144
	-----	-----	-----	-----	-----	-----
DISTRICT TOTALS	1,019	519	1,538	534	34.7	1,004
 DISTRICT 25						
ATOKA	42	59	101	61	60.4	40
COAL	42	56	98	66	67.3	32
	-----	-----	-----	-----	-----	-----
DISTRICT TOTALS	84	115	199	127	63.8	72
 DISTRICT 26						
CANADIAN	209	278	487	247	50.7	240
	-----	-----	-----	-----	-----	-----
DISTRICT TOTALS	209	278	487	247	50.7	240
	-----	-----	-----	-----	-----	-----
STATEWIDE TOTALS	30,523	16,521	47,044	14,507	30.8	32,537

CASELOAD INVENTORY FOR  
PROBATE DISPOSITIONS  
JULY 1, 1987 - JUNE 30, 1988

	AFTER CONTEST	WITHOUT CONTEST	TOTAL DISPOSITIONS
DISTRICT 01			
BEAVER	0	68	68
CIMARRON	2	55	57
HARPER	16	35	51
TEXAS	2	113	115
	-----	-----	-----
DISTRICT TOTALS	20	271	291
DISTRICT 02			
BECKHAM	10	110	120
CUSTER	88	54	142
ELLIS	0	54	54
GREER	0	33	33
HARMON	0	43	43
ROGER MILLS	1	47	48
	-----	-----	-----
DISTRICT TOTALS	99	341	440
DISTRICT 03			
JACKSON	1	386	387
KIOWA	3	90	93
TILLMAN	0	82	82
WASHITA	3	100	103
	-----	-----	-----
DISTRICT TOTALS	7	658	665
DISTRICT 04			
ALFALFA	0	80	80
BLAINE	3	107	110
DEWEY	0	110	110
GARFIELD	1	604	605
GRANT	0	101	101
KINGFISHER	29	48	77
MCCLAIN	4	98	102
WOODS	0	92	92
WOODWARD	0	96	96
	-----	-----	-----
DISTRICT TOTALS	37	1,336	1,373

CASELOAD INVENTORY FOR  
PROBATE DISPOSITIONS  
JULY 1, 1987 - JUNE 30, 1988

	AFTER CONTEST	WITHOUT CONTEST	TOTAL DISPOSITIONS
DISTRICT 05			
COMANCHE	1	169	170
COTTON	1	96	97
JEFFERSON	3	48	51
STEPHENS	2	169	171
	-----	-----	-----
DISTRICT TOTALS	7	482	489
DISTRICT 06			
CADDO	5	190	195
GRADY	7	260	267
	-----	-----	-----
DISTRICT TOTALS	12	450	462
DISTRICT 07			
OKLAHOMA	898	1,645	2,543
	-----	-----	-----
DISTRICT TOTALS	898	1,645	2,543
DISTRICT 08			
KAY	5	331	336
NOBLE	2	128	130
	-----	-----	-----
DISTRICT TOTALS	7	459	466
DISTRICT 09			
LOGAN	6	153	159
PAYNE	0	195	195
	-----	-----	-----
DISTRICT TOTALS	6	348	354
DISTRICT 10			
OSAGE	15	154	169
	-----	-----	-----
DISTRICT TOTALS	15	154	169
DISTRICT 11			
NOWATA	0	29	29
WASHINGTON	0	258	258
	-----	-----	-----
DISTRICT TOTALS	0	287	287

CASELOAD INVENTORY FOR  
PROBATE DISPOSITIONS  
JULY 1, 1987 - JUNE 30, 1988

	AFTER CONTEST	WITHOUT CONTEST	TOTAL DISPOSITIONS
DISTRICT 12			
CRAIG	32	54	86
MCINTOSH	3	85	88
ROGERS	4	118	122
	-----	-----	-----
DISTRICT TOTALS	39	257	296
DISTRICT 13			
DELAWARE	3	42	45
OTTAWA	2	134	136
	-----	-----	-----
DISTRICT TOTALS	5	176	181
DISTRICT 14			
PAWNEE	2	64	66
TULSA	0	1,272	1,272
	-----	-----	-----
DISTRICT TOTALS	2	1,336	1,338
DISTRICT 15			
ADAIR	5	81	86
CHEROKEE	0	145	145
MUSKOGEE	60	402	462
SEQUOYAH	7	58	65
WAGONER	0	120	120
	-----	-----	-----
DISTRICT TOTALS	72	806	878
DISTRICT 16			
HASKELL	1	23	24
LATIMER	0	41	41
LE FLORE	1	234	235
	-----	-----	-----
DISTRICT TOTALS	2	298	300
DISTRICT 17			
CHOCTAW	28	55	83
MARSHALL	2	56	58
PUSHMATAHA	0	69	69
	-----	-----	-----
DISTRICT TOTALS	30	180	210

CASELOAD INVENTORY FOR  
PROBATE DISPOSITIONS  
JULY 1, 1987 - JUNE 30, 1988

	AFTER CONTEST	WITHOUT CONTEST	TOTAL DISPOSITIONS
DISTRICT 18			
MAYES	0	108	108
PITTSBURG	8	238	246
	-----	-----	-----
DISTRICT TOTALS	8	346	354
DISTRICT 19			
BRYAN	5	115	120
	-----	-----	-----
DISTRICT TOTALS	5	115	120
DISTRICT 20			
CARTER	0	289	289
JOHNSTON	2	71	73
LOVE	0	40	40
MCCURTAIN	2	49	51
MURRAY	0	84	84
	-----	-----	-----
DISTRICT TOTALS	4	533	537
DISTRICT 21			
CLEVELAND	15	574	589
GARVIN	3	253	256
MAJOR	0	64	64
	-----	-----	-----
DISTRICT TOTALS	18	891	909
DISTRICT 22			
HUGHES	3	76	79
PONTOTOC	0	112	112
SEMINOLE	1	301	302
	-----	-----	-----
DISTRICT TOTALS	4	489	493
DISTRICT 23			
LINCOLN	5	145	150
POTTAWATOMIE	5	289	294
	-----	-----	-----
DISTRICT TOTALS	10	434	444

CASELOAD INVENTORY FOR  
PROBATE DISPOSITIONS  
JULY 1, 1987 - JUNE 30, 1988

	AFTER CONTEST	WITHOUT CONTEST	TOTAL DISPOSITIONS
DISTRICT 24			
CREEK	25	223	248
OKFUSKEE	0	49	49
OKMULGEE	0	237	237
	-----	-----	-----
DISTRICT TOTALS	25	509	534
 DISTRICT 25			
ATOKA	6	55	61
COAL	0	66	66
	-----	-----	-----
DISTRICT TOTALS	6	121	127
 DISTRICT 26			
CANADIAN	8	239	247
	-----	-----	-----
DISTRICT TOTALS	8	239	247
	-----	-----	-----
STATEWIDE TOTALS	1,346	13,161	14,507

CASELOAD INVENTORY FOR  
SMALL CLAIMS LITIGATION  
JULY 1, 1987 - JUNE 30, 1988

	CASES PENDING 7/01/87	CASES FILED	TOTAL CASELOAD	CASES DISPOSED	PERCENT OF CASELOAD TERMINATED	CASES PENDING 6/30/88
DISTRICT 01						
BEAVER	43	65	108	77	71.3	31
CIMARRON	20	57	77	69	89.6	8
HARPER	26	44	70	54	77.1	16
TEXAS	55	253	308	277	89.9	31
	-----	-----	-----	-----	-----	-----
DISTRICT TOTALS	144	419	563	477	84.7	86
DISTRICT 02						
BECKHAM	108	182	290	148	51.0	142
CUSTER	36	368	404	356	88.1	48
ELLIS	13	26	39	36	92.3	3
GREER	29	103	132	122	92.4	10
HARMON	8	20	28	26	92.8	2
ROGER MILLS	3	29	32	29	90.6	3
	-----	-----	-----	-----	-----	-----
DISTRICT TOTALS	197	728	925	717	77.5	208
DISTRICT 03						
JACKSON	217	245	462	249	53.9	213
KIOWA	71	107	178	99	55.6	79
TILLMAN	112	82	194	69	35.5	125
WASHITA	22	41	63	59	93.6	4
	-----	-----	-----	-----	-----	-----
DISTRICT TOTALS	422	475	897	476	53.0	421
DISTRICT 04						
ALFALFA	4	50	54	44	81.4	10
BLAINE	104	155	259	201	77.6	58
DEWEY	32	32	64	52	81.2	12
GARFIELD	113	1,119	1,232	1,140	92.5	92
GRANT	6	44	50	44	88.0	6
KINGFISHER	69	292	361	312	86.4	49
MCCLAIN	124	177	301	212	70.4	89
WOODS	19	77	96	82	85.4	14
WOODWARD	508	412	920	401	43.5	519
	-----	-----	-----	-----	-----	-----
DISTRICT TOTALS	979	2,358	3,337	2,488	74.5	849

CASELOAD INVENTORY FOR  
SMALL CLAIMS LITIGATION  
JULY 1, 1987 - JUNE 30, 1988

	CASES PENDING 7/01/87	CASES FILED	TOTAL CASELOAD	CASES DISPOSED	PERCENT OF CASELOAD TERMINATED	CASES PENDING 6/30/88
DISTRICT 05						
COMANCHE	605	3,399	4,004	2,997	74.8	1,007
COTTON	13	27	40	33	82.5	7
JEFFERSON	30	75	105	95	90.4	10
STEPHENS	88	631	719	664	92.3	55
	-----	-----	-----	-----	-----	-----
DISTRICT TOTALS	736	4,132	4,868	3,789	77.8	1,079
 DISTRICT 06						
CADDO	124	309	433	402	92.8	31
GRADY	316	572	888	631	71.0	257
	-----	-----	-----	-----	-----	-----
DISTRICT TOTALS	440	881	1,321	1,033	78.2	288
 DISTRICT 07						
OKLAHOMA	31,903	20,869	52,772	17,894	33.9	34,878
	-----	-----	-----	-----	-----	-----
DISTRICT TOTALS	31,903	20,869	52,772	17,894	33.9	34,878
 DISTRICT 08						
KAY	239	933	1,172	938	80.0	234
NOBLE	32	134	166	147	88.5	19
	-----	-----	-----	-----	-----	-----
DISTRICT TOTALS	271	1,067	1,338	1,085	81.0	253
 DISTRICT 09						
LOGAN	607	230	837	790	94.3	47
PAYNE	699	1,065	1,764	1,199	67.9	565
	-----	-----	-----	-----	-----	-----
DISTRICT TOTALS	1,306	1,295	2,601	1,989	76.4	612
 DISTRICT 10						
OSAGE	43	525	568	459	80.8	109
	-----	-----	-----	-----	-----	-----
DISTRICT TOTALS	43	525	568	459	80.8	109
 DISTRICT 11						
NOWATA	58	113	171	144	84.2	27
WASHINGTON	230	455	685	507	74.0	178
	-----	-----	-----	-----	-----	-----
DISTRICT TOTALS	288	568	856	651	76.0	205

CASELOAD INVENTORY FOR  
SMALL CLAIMS LITIGATION  
JULY 1, 1987 - JUNE 30, 1988

	CASES PENDING 7/01/87	CASES FILED	TOTAL CASELOAD	CASES DISPOSED	PERCENT OF CASELOAD TERMINATED	CASES PENDING 6/30/88
DISTRICT 12						
CRAIG	46	275	321	273	85.0	48
MCINTOSH	31	181	212	197	92.9	15
ROGERS	269	494	763	543	71.1	220
	-----	-----	-----	-----	-----	-----
DISTRICT TOTALS	346	950	1,296	1,013	78.1	283
DISTRICT 13						
DELAWARE	218	402	620	454	73.2	166
OTTAWA	161	471	632	484	76.5	148
	-----	-----	-----	-----	-----	-----
DISTRICT TOTALS	379	873	1,252	938	74.9	314
DISTRICT 14						
PAWNEE	104	254	358	249	69.5	109
TULSA	34,828	18,933	53,761	21,315	39.6	32,446
	-----	-----	-----	-----	-----	-----
DISTRICT TOTALS	34,932	19,187	54,119	21,564	39.8	32,555
DISTRICT 15						
ADAIR	60	223	283	202	71.3	81
CHEROKEE	638	780	1,418	738	52.0	680
MUSKOGEE	859	2,014	2,873	2,606	90.7	267
SEQUOYAH	593	359	952	352	36.9	600
WAGONER	116	386	502	376	74.9	126
	-----	-----	-----	-----	-----	-----
DISTRICT TOTALS	2,266	3,762	6,028	4,274	70.9	1,754
DISTRICT 16						
HASKELL	82	84	166	46	27.7	120
LATIMER	29	102	131	105	80.1	26
LE FLORE	65	477	542	422	77.8	120
	-----	-----	-----	-----	-----	-----
DISTRICT TOTALS	176	663	839	573	68.3	266
DISTRICT 17						
CHOCTAW	50	202	252	212	84.1	40
MARSHALL	32	174	206	186	90.2	20
PUSHMATAHA	29	129	158	120	75.9	38
	-----	-----	-----	-----	-----	-----
DISTRICT TOTALS	111	505	616	518	84.0	98

CASELOAD INVENTORY FOR  
SMALL CLAIMS LITIGATION  
JULY 1, 1987 - JUNE 30, 1988

	CASES PENDING 7/01/87	CASES FILED	TOTAL CASELOAD	CASES DISPOSED	PERCENT OF CASELOAD TERMINATED	CASES PENDING 6/30/88
DISTRICT 18						
MAYES	130	579	709	517	72.9	192
PITTSBURG	86	605	691	629	91.0	62
	-----	-----	-----	-----	-----	-----
DISTRICT TOTALS	216	1,184	1,400	1,146	81.8	254
 DISTRICT 19						
BRYAN	72	523	595	527	88.5	68
	-----	-----	-----	-----	-----	-----
DISTRICT TOTALS	72	523	595	527	88.5	68
 DISTRICT 20						
CARTER	392	1,753	2,145	1,754	81.7	391
JOHNSTON	11	129	140	126	90.0	14
LOVE	22	68	90	83	92.2	7
MCCURTAIN	296	418	714	293	41.0	421
MURRAY	21	154	175	158	90.2	17
	-----	-----	-----	-----	-----	-----
DISTRICT TOTALS	742	2,522	3,264	2,414	73.9	850
 DISTRICT 21						
CLEVELAND	706	2,654	3,360	2,519	74.9	841
GARVIN	96	366	462	434	93.9	28
MAJOR	23	107	130	106	81.5	24
	-----	-----	-----	-----	-----	-----
DISTRICT TOTALS	825	3,127	3,952	3,059	77.4	893
 DISTRICT 22						
HUGHES	132	142	274	143	52.1	131
PONTOTOC	507	1,195	1,702	1,178	69.2	524
SEMINOLE	85	448	533	486	91.1	47
	-----	-----	-----	-----	-----	-----
DISTRICT TOTALS	724	1,785	2,509	1,807	72.0	702
 DISTRICT 23						
LINCOLN	179	356	535	298	55.7	237
POTTAWATOMIE	684	924	1,608	1,084	67.4	524
	-----	-----	-----	-----	-----	-----
DISTRICT TOTALS	863	1,280	2,143	1,382	64.4	761

CASELOAD INVENTORY FOR  
SMALL CLAIMS LITIGATION  
JULY 1, 1987 - JUNE 30, 1988

	CASES PENDING 7/01/87	CASES FILED	TOTAL CASELOAD	CASES DISPOSED	PERCENT OF CASELOAD TERMINATED	CASES PENDING 6/30/88
DISTRICT 24						
CREEK	1,366	1,019	2,385	1,740	72.9	645
OKFUSKEE	44	89	133	75	56.3	58
OKMULGEE	274	1,307	1,581	1,313	83.0	268
	-----	-----	-----	-----	-----	-----
DISTRICT TOTALS	1,684	2,415	4,099	3,128	76.3	971
 DISTRICT 25						
ATOKA	21	90	111	78	70.2	33
COAL	12	47	59	51	86.4	8
	-----	-----	-----	-----	-----	-----
DISTRICT TOTALS	33	137	170	129	75.8	41
 DISTRICT 26						
CANADIAN	560	878	1,438	937	65.1	501
	-----	-----	-----	-----	-----	-----
DISTRICT TOTALS	560	878	1,438	937	65.1	501
	-----	-----	-----	-----	-----	-----
STATEWIDE TOTALS	80,658	73,108	153,766	74,467	48.4	79,299

CASELOAD INVENTORY FOR  
SMALL CLAIMS DISPOSITIONS  
JULY 1, 1987 - JUNE 30, 1988

	JURY TRIALS	NON-JURY TRIALS	VOLUNTARY DISMISSALS	DISMISSED- DEFAULT JUDGMENT	FAILURE TO PROSECUTE	TOTAL DISPOSITIONS
DISTRICT 01						
BEAVER	0	19	23	20	15	77
CIMARRON	0	20	22	23	4	69
HARPER	0	12	28	12	2	54
TEXAS	0	63	56	109	49	277
	-----	-----	-----	-----	-----	-----
DISTRICT TOTALS	0	114	129	164	70	477
DISTRICT 02						
BECKHAM	0	6	13	55	74	148
CUSTER	0	54	65	183	54	356
ELLIS	0	8	4	11	13	36
GREER	0	0	40	66	16	122
HARMON	0	6	4	9	7	26
ROGER MILLS	0	9	7	11	2	29
	-----	-----	-----	-----	-----	-----
DISTRICT TOTALS	0	83	133	335	166	717
DISTRICT 03						
JACKSON	0	126	36	67	20	249
KIOWA	0	29	27	41	2	99
TILLMAN	0	27	11	30	1	69
WASHITA	0	13	12	15	19	59
	-----	-----	-----	-----	-----	-----
DISTRICT TOTALS	0	195	86	153	42	476
DISTRICT 04						
ALFALFA	0	0	14	24	6	44
BLAINE	0	50	50	72	29	201
DEWEY	0	12	3	17	20	52
GARFIELD	0	220	177	559	184	1,140
GRANT	0	0	18	23	3	44
KINGFISHER	0	30	83	169	30	312
MCCLAIN	0	37	39	125	11	212
WOODS	0	22	34	26	0	82
WOODWARD	0	115	69	195	22	401
	-----	-----	-----	-----	-----	-----
DISTRICT TOTALS	0	486	487	1,210	305	2,488

CASELOAD INVENTORY FOR  
SMALL CLAIMS DISPOSITIONS  
JULY 1, 1987 - JUNE 30, 1988

	JURY TRIALS	NON-JURY TRIALS	VOLUNTARY DISMISSALS	DISMISSED- DEFAULT JUDGMENT	FAILURE TO PROSECUTE	TOTAL DISPOSITIONS
DISTRICT 05						
COMANCHE	0	1,153	135	1,234	475	2,997
COTTON	0	16	11	6	0	33
JEFFERSON	0	34	25	14	22	95
STEPHENS	0	177	102	288	97	664
	-----	-----	-----	-----	-----	-----
DISTRICT TOTALS	0	1,380	273	1,542	594	3,789
DISTRICT 06						
CADDO	0	167	75	150	10	402
GRADY	0	147	45	316	123	631
	-----	-----	-----	-----	-----	-----
DISTRICT TOTALS	0	314	120	466	133	1,033
DISTRICT 07						
OKLAHOMA	1	13,220	3,205	909	559	17,894
	-----	-----	-----	-----	-----	-----
DISTRICT TOTALS	1	13,220	3,205	909	559	17,894
DISTRICT 08						
KAY	0	152	178	462	146	938
NOBLE	0	28	44	61	14	147
	-----	-----	-----	-----	-----	-----
DISTRICT TOTALS	0	180	222	523	160	1,085
DISTRICT 09						
LOGAN	0	50	20	133	587	790
PAYNE	1	257	149	482	310	1,199
	-----	-----	-----	-----	-----	-----
DISTRICT TOTALS	1	307	169	615	897	1,989
DISTRICT 10						
OSAGE	0	79	115	240	25	459
	-----	-----	-----	-----	-----	-----
DISTRICT TOTALS	0	79	115	240	25	459
DISTRICT 11						
NOWATA	0	22	11	72	39	144
WASHINGTON	0	220	7	111	169	507
	-----	-----	-----	-----	-----	-----
DISTRICT TOTALS	0	242	18	183	208	651

CASELOAD INVENTORY FOR  
SMALL CLAIMS DISPOSITIONS  
JULY 1, 1987 - JUNE 30, 1988

	JURY TRIALS	NON-JURY TRIALS	VOLUNTARY DISMISSALS	DISMISSED- DEFAULT JUDGMENT	FAILURE TO PROSECUTE	TOTAL DISPOSITIONS
DISTRICT 12						
CRAIG	0	54	54	128	37	273
MCINTOSH	0	40	28	92	37	197
ROGERS	0	186	83	189	85	543
	-----	-----	-----	-----	-----	-----
DISTRICT TOTALS	0	280	165	409	159	1,013
DISTRICT 13						
DELAWARE	0	95	56	181	122	454
OTTAWA	0	131	130	163	60	484
	-----	-----	-----	-----	-----	-----
DISTRICT TOTALS	0	226	186	344	182	938
DISTRICT 14						
PAWNEE	0	41	65	113	30	249
TULSA	0	5,839	3,012	10,094	2,370	21,315
	-----	-----	-----	-----	-----	-----
DISTRICT TOTALS	0	5,880	3,077	10,207	2,400	21,564
DISTRICT 15						
ADAIR	0	25	58	101	18	202
CHEROKEE	0	108	149	471	10	738
MUSKOGEE	0	69	250	1,334	953	2,606
SEQUOYAH	0	97	73	162	20	352
WAGONER	0	108	68	190	10	376
	-----	-----	-----	-----	-----	-----
DISTRICT TOTALS	0	407	598	2,258	1,011	4,274
DISTRICT 16						
HASKELL	0	13	22	8	3	46
LATIMER	0	44	20	38	3	105
LE FLORE	0	124	75	211	12	422
	-----	-----	-----	-----	-----	-----
DISTRICT TOTALS	0	181	117	257	18	573
DISTRICT 17						
CHOCTAW	0	19	61	101	31	212
MARSHALL	0	44	51	72	19	186
PUSHMATAHA	0	24	35	48	13	120
	-----	-----	-----	-----	-----	-----
DISTRICT TOTALS	0	87	147	221	63	518

CASELOAD INVENTORY FOR  
SMALL CLAIMS DISPOSITIONS  
JULY 1, 1987 - JUNE 30, 1988

	JURY TRIALS	NON-JURY TRIALS	VOLUNTARY DISMISSALS	DISMISSED- DEFAULT JUDGMENT	FAILURE TO PROSECUTE	TOTAL DISPOSITIONS
DISTRICT 18						
MAYES	0	119	86	306	6	517
PITTSBURG	0	133	109	291	96	629
	-----	-----	-----	-----	-----	-----
DISTRICT TOTALS	0	252	195	597	102	1,146
DISTRICT 19						
BRYAN	0	100	83	243	101	527
	-----	-----	-----	-----	-----	-----
DISTRICT TOTALS	0	100	83	243	101	527
DISTRICT 20						
CARTER	0	65	167	1,308	214	1,754
JOHNSTON	0	49	14	43	20	126
LOVE	1	34	9	20	19	83
MCCURTAIN	0	101	24	163	5	293
MURRAY	0	50	13	73	22	158
	-----	-----	-----	-----	-----	-----
DISTRICT TOTALS	1	299	227	1,607	280	2,414
DISTRICT 21						
CLEVELAND	0	476	330	1,191	522	2,519
GARVIN	0	96	46	188	104	434
MAJOR	0	25	30	39	12	106
	-----	-----	-----	-----	-----	-----
DISTRICT TOTALS	0	597	406	1,418	638	3,059
DISTRICT 22						
HUGHES	0	119	22	0	2	143
PONTOTOC	0	4	740	405	29	1,178
SEMINOLE	0	71	58	305	52	486
	-----	-----	-----	-----	-----	-----
DISTRICT TOTALS	0	194	820	710	83	1,807
DISTRICT 23						
LINCOLN	0	111	73	99	15	298
POTTAWATOMIE	0	161	116	494	313	1,084
	-----	-----	-----	-----	-----	-----
DISTRICT TOTALS	0	272	189	593	328	1,382

CASELOAD INVENTORY FOR  
SMALL CLAIMS DISPOSITIONS  
JULY 1, 1987 - JUNE 30, 1988

	JURY TRIALS	NON-JURY TRIALS	VOLUNTARY DISMISSALS	DISMISSED- DEFAULT JUDGMENT	FAILURE TO PROSECUTE	TOTAL DISPOSITIONS
DISTRICT 24						
CREEK	0	204	165	1,231	140	1,740
OKFUSKEE	0	35	7	28	5	75
OKMULGEE	0	339	128	657	189	1,313
	-----	-----	-----	-----	-----	-----
DISTRICT TOTALS	0	578	300	1,916	334	3,128
 DISTRICT 25						
ATOKA	0	19	14	43	2	78
COAL	0	26	11	11	3	51
	-----	-----	-----	-----	-----	-----
DISTRICT TOTALS	0	45	25	54	5	129
 DISTRICT 26						
CANADIAN	0	220	87	403	227	937
	-----	-----	-----	-----	-----	-----
DISTRICT TOTALS	0	220	87	403	227	937
	-----	-----	-----	-----	-----	-----
STATEWIDE TOTALS	3	26,218	11,579	27,577	9,090	74,467

CASELOAD INVENTORY FOR  
CRIMINAL FELONY LITIGATION - TOTAL FELONY  
JULY 1, 1987 - JUNE 30, 1988

	CASES PENDING 7/01/87	CASES FILED	TOTAL CASELOAD	CASES DISPOSED	PERCENT OF CASELOAD TERMINATED	CASES PENDING 6/30/88
DISTRICT 01						
BEAVER	20	37	57	35	61.4	22
CIMARRON	43	27	70	33	47.1	37
HARPER	48	38	86	51	59.3	35
TEXAS	211	146	357	133	37.2	224
	-----	-----	-----	-----	-----	-----
DISTRICT TOTALS	322	248	570	252	44.2	318
DISTRICT 02						
BECKHAM	32	124	156	134	85.9	22
CUSTER	44	200	244	184	75.4	60
ELLIS	28	14	42	26	61.9	16
GREER	84	69	153	64	41.8	89
HARMON	19	15	34	23	67.6	11
ROGER MILLS	16	37	53	39	73.5	14
	-----	-----	-----	-----	-----	-----
DISTRICT TOTALS	223	459	682	470	68.9	212
DISTRICT 03						
JACKSON	847	235	1,082	221	20.4	861
KIOWA	204	75	279	72	25.8	207
TILLMAN	42	109	151	92	60.9	59
WASHITA	135	40	175	58	33.1	117
	-----	-----	-----	-----	-----	-----
DISTRICT TOTALS	1,228	459	1,687	443	26.2	1,244
DISTRICT 04						
ALFALFA	29	27	56	29	51.7	27
BLAINE	155	111	266	116	43.6	150
DEWEY	95	49	144	39	27.0	105
GARFIELD	1,166	503	1,669	419	25.1	1,250
GRANT	20	50	70	45	64.2	25
KINGFISHER	101	108	209	89	42.5	120
MCCLAIN	457	205	662	129	19.4	533
WOODS	69	68	137	72	52.5	65
WOODWARD	442	154	596	160	26.8	436
	-----	-----	-----	-----	-----	-----
DISTRICT TOTALS	2,534	1,275	3,809	1,098	28.8	2,711

CASELOAD INVENTORY FOR  
CRIMINAL FELONY LITIGATION - TOTAL FELONY  
JULY 1, 1987 - JUNE 30, 1988

	CASES PENDING 7/01/87	CASES FILED	TOTAL CASELOAD	CASES DISPOSED	PERCENT OF CASELOAD TERMINATED	CASES PENDING 6/30/88
DISTRICT 05						
COMANCHE	2,783	1,058	3,841	502	13.0	3,339
COTTON	27	26	53	29	54.7	24
JEFFERSON	55	88	143	65	45.4	78
STEPHENS	320	224	544	223	40.9	321
	-----	-----	-----	-----	-----	-----
DISTRICT TOTALS	3,185	1,396	4,581	819	17.8	3,762
 DISTRICT 06						
CADDO	58	191	249	188	75.5	61
GRADY	481	201	682	322	47.2	360
	-----	-----	-----	-----	-----	-----
DISTRICT TOTALS	539	392	931	510	54.7	421
 DISTRICT 07						
OKLAHOMA	27,610	7,239	34,849	5,313	15.2	29,536
	-----	-----	-----	-----	-----	-----
DISTRICT TOTALS	27,610	7,239	34,849	5,313	15.2	29,536
 DISTRICT 08						
KAY	259	334	593	285	48.0	308
NOBLE	47	59	106	74	69.8	32
	-----	-----	-----	-----	-----	-----
DISTRICT TOTALS	306	393	699	359	51.3	340
 DISTRICT 09						
LOGAN	208	146	354	100	28.2	254
PAYNE	1,191	369	1,560	272	17.4	1,288
	-----	-----	-----	-----	-----	-----
DISTRICT TOTALS	1,399	515	1,914	372	19.4	1,542
 DISTRICT 10						
OSAGE	358	194	552	152	27.5	400
	-----	-----	-----	-----	-----	-----
DISTRICT TOTALS	358	194	552	152	27.5	400
 DISTRICT 11						
NOWATA	108	79	187	77	41.1	110
WASHINGTON	297	374	671	327	48.7	344
	-----	-----	-----	-----	-----	-----
DISTRICT TOTALS	405	453	858	404	47.0	454

CASELOAD INVENTORY FOR  
CRIMINAL FELONY LITIGATION - TOTAL FELONY  
JULY 1, 1987 - JUNE 30, 1988

	CASES PENDING 7/01/87	CASES FILED	TOTAL CASELOAD	CASES DISPOSED	PERCENT OF CASELOAD TERMINATED	CASES PENDING 6/30/88
DISTRICT 12						
CRAIG	116	104	220	127	57.7	93
MCINTOSH	84	166	250	151	60.4	99
ROGERS	167	316	483	299	61.9	184
	-----	-----	-----	-----	-----	-----
DISTRICT TOTALS	367	586	953	577	60.5	376
DISTRICT 13						
DELAWARE	372	178	550	149	27.0	401
OTTAWA	254	328	582	301	51.7	281
	-----	-----	-----	-----	-----	-----
DISTRICT TOTALS	626	506	1,132	450	39.7	682
DISTRICT 14						
PAWNEE	49	75	124	69	55.6	55
TULSA	413	5,154	5,567	5,081	91.2	486
	-----	-----	-----	-----	-----	-----
DISTRICT TOTALS	462	5,229	5,691	5,150	90.4	541
DISTRICT 15						
ADAIR	231	157	388	110	28.3	278
CHEROKEE	498	372	870	254	29.2	616
MUSKOGEE	512	589	1,101	525	47.6	576
SEQUOYAH	618	244	862	165	19.1	697
WAGONER	246	277	523	241	46.0	282
	-----	-----	-----	-----	-----	-----
DISTRICT TOTALS	2,105	1,639	3,744	1,295	34.5	2,449
DISTRICT 16						
HASKELL	109	58	167	44	26.3	123
LATIMER	37	52	89	48	53.9	41
LE FLORE	250	416	666	321	48.2	345
	-----	-----	-----	-----	-----	-----
DISTRICT TOTALS	396	526	922	413	44.7	509
DISTRICT 17						
CHOCTAW	98	131	229	66	28.8	163
MARSHALL	21	79	100	72	72.0	28
PUSHMATAHA	196	90	286	71	24.8	215
	-----	-----	-----	-----	-----	-----
DISTRICT TOTALS	315	300	615	209	33.9	406

CASELOAD INVENTORY FOR  
CRIMINAL FELONY LITIGATION - TOTAL FELONY  
JULY 1, 1987 - JUNE 30, 1988

	CASES PENDING 7/01/87	CASES FILED	TOTAL CASELOAD	CASES DISPOSED	PERCENT OF CASELOAD TERMINATED	CASES PENDING 6/30/88
DISTRICT 18						
MAYES	56	156	212	132	62.2	80
PITTSBURG	799	434	1,233	496	40.2	737
	-----	-----	-----	-----	-----	-----
DISTRICT TOTALS	855	590	1,445	628	43.4	817
 DISTRICT 19						
BRYAN	449	463	912	521	57.1	391
	-----	-----	-----	-----	-----	-----
DISTRICT TOTALS	449	463	912	521	57.1	391
 DISTRICT 20						
CARTER	360	397	757	427	56.4	330
JOHNSTON	87	97	184	148	80.4	36
LOVE	63	52	115	62	53.9	53
MCCURTAIN	216	233	449	185	41.2	264
MURRAY	76	120	196	140	71.4	56
	-----	-----	-----	-----	-----	-----
DISTRICT TOTALS	802	899	1,701	962	56.5	739
 DISTRICT 21						
CLEVELAND	1,594	1,729	3,323	1,199	36.0	2,124
GARVIN	300	206	506	194	38.3	312
MAJOR	98	23	121	30	24.7	91
	-----	-----	-----	-----	-----	-----
DISTRICT TOTALS	1,992	1,958	3,950	1,423	36.0	2,527
 DISTRICT 22						
HUGHES	142	104	246	88	35.7	158
PONTOTOC	194	241	435	291	66.9	144
SEMINOLE	226	251	477	183	38.3	294
	-----	-----	-----	-----	-----	-----
DISTRICT TOTALS	562	596	1,158	562	48.5	596
 DISTRICT 23						
LINCOLN	72	127	199	102	51.2	97
POTTAWATOMIE	716	327	1,043	486	46.6	557
	-----	-----	-----	-----	-----	-----
DISTRICT TOTALS	788	454	1,242	588	47.3	654

CASELOAD INVENTORY FOR  
CRIMINAL FELONY LITIGATION - TOTAL FELONY  
JULY 1, 1987 - JUNE 30, 1988

	CASES PENDING 7/01/87	CASES FILED	TOTAL CASELOAD	CASES DISPOSED	PERCENT OF CASELOAD TERMINATED	CASES PENDING 6/30/88
DISTRICT 24						
CREEK	756	349	1,105	279	25.2	826
OKFUSKEE	99	155	254	76	29.9	178
OKMULGEE	121	279	400	331	82.7	69
	-----	-----	-----	-----	-----	-----
DISTRICT TOTALS	976	783	1,759	686	39.0	1,073
 DISTRICT 25						
ATOKA	99	161	260	177	68.0	83
COAL	60	48	108	47	43.5	61
	-----	-----	-----	-----	-----	-----
DISTRICT TOTALS	159	209	368	224	60.8	144
 DISTRICT 26						
CANADIAN	945	629	1,574	443	28.1	1,131
	-----	-----	-----	-----	-----	-----
DISTRICT TOTALS	945	629	1,574	443	28.1	1,131
	-----	-----	-----	-----	-----	-----
STATEWIDE TOTALS	49,908	28,390	78,298	24,323	31.0	53,975

CASELOAD INVENTORY FOR  
CRIMINAL FELONY DISPOSITIONS - TOTAL FELONY  
JULY 1, 1987 - JUNE 30, 1988

	JURY TRIALS	NON-JURY TRIALS	GUILTY PLEAS	DISMISSALS	TOTAL DISPOSITIONS
DISTRICT 01					
BEAVER	1	0	20	14	35
CIMARRON	0	0	19	14	33
HARPER	0	0	22	29	51
TEXAS	8	1	71	53	133
	-----	-----	-----	-----	-----
DISTRICT TOTALS	9	1	132	110	252
DISTRICT 02					
BECKHAM	1	7	65	61	134
CUSTER	8	13	142	21	184
ELLIS	0	5	4	17	26
GREER	1	0	48	15	64
HARMON	1	0	15	7	23
ROGER MILLS	0	1	16	22	39
	-----	-----	-----	-----	-----
DISTRICT TOTALS	11	26	290	143	470
DISTRICT 03					
JACKSON	2	132	45	42	221
KIOWA	0	0	56	16	72
TILLMAN	5	1	64	22	92
WASHITA	2	0	23	33	58
	-----	-----	-----	-----	-----
DISTRICT TOTALS	9	133	188	113	443
DISTRICT 04					
ALFALFA	1	0	17	11	29
BLAINE	1	8	15	92	116
DEWEY	0	0	6	33	39
GARFIELD	7	2	214	196	419
GRANT	0	0	27	18	45
KINGFISHER	0	0	56	33	89
MCCLAIN	1	14	65	49	129
WOODS	1	3	22	46	72
WOODWARD	4	41	80	35	160
	-----	-----	-----	-----	-----
DISTRICT TOTALS	15	68	502	513	1,098

CASELOAD INVENTORY FOR  
CRIMINAL FELONY DISPOSITIONS - TOTAL FELONY  
JULY 1, 1987 - JUNE 30, 1988

	JURY TRIALS	NON-JURY TRIALS	GUILTY PLEAS	DISMISSALS	TOTAL DISPOSITIONS
DISTRICT 05					
COMANCHE	90	0	318	94	502
COTTON	3	0	14	12	29
JEFFERSON	3	1	42	19	65
STEPHENS	22	3	134	64	223
	-----	-----	-----	-----	-----
DISTRICT TOTALS	118	4	508	189	819
DISTRICT 06					
CADDO	11	0	156	21	188
GRADY	12	1	134	175	322
	-----	-----	-----	-----	-----
DISTRICT TOTALS	23	1	290	196	510
DISTRICT 07					
OKLAHOMA	236	20	4,054	1,003	5,313
	-----	-----	-----	-----	-----
DISTRICT TOTALS	236	20	4,054	1,003	5,313
DISTRICT 08					
KAY	10	0	248	27	285
NOBLE	1	0	41	32	74
	-----	-----	-----	-----	-----
DISTRICT TOTALS	11	0	289	59	359
DISTRICT 09					
LOGAN	3	0	63	34	100
PAYNE	3	1	104	164	272
	-----	-----	-----	-----	-----
DISTRICT TOTALS	6	1	167	198	372
DISTRICT 10					
OSAGE	7	0	63	82	152
	-----	-----	-----	-----	-----
DISTRICT TOTALS	7	0	63	82	152
DISTRICT 11					
NOWATA	0	2	25	50	77
WASHINGTON	13	10	224	80	327
	-----	-----	-----	-----	-----
DISTRICT TOTALS	13	12	249	130	404

CASELOAD INVENTORY FOR  
CRIMINAL FELONY DISPOSITIONS - TOTAL FELONY  
JULY 1, 1987 - JUNE 30, 1988

	JURY TRIALS	NON-JURY TRIALS	GUILTY PLEAS	DISMISSALS	TOTAL DISPOSITIONS
DISTRICT 12					
CRAIG	4	0	72	51	127
MCINTOSH	10	0	90	51	151
ROGERS	8	54	118	119	299
	-----	-----	-----	-----	-----
DISTRICT TOTALS	22	54	280	221	577
DISTRICT 13					
DELAWARE	6	4	77	62	149
OTTAWA	5	9	197	90	301
	-----	-----	-----	-----	-----
DISTRICT TOTALS	11	13	274	152	450
DISTRICT 14					
PAWNEE	2	1	34	32	69
TULSA	88	60	3,282	1,651	5,081
	-----	-----	-----	-----	-----
DISTRICT TOTALS	90	61	3,316	1,683	5,150
DISTRICT 15					
ADAIR	3	17	29	61	110
CHEROKEE	3	5	134	112	254
MUSKOGEE	22	14	388	101	525
SEQUOYAH	19	3	111	32	165
WAGONER	10	41	187	3	241
	-----	-----	-----	-----	-----
DISTRICT TOTALS	57	80	849	309	1,295
DISTRICT 16					
HASKELL	1	2	26	15	44
LATIMER	4	0	17	27	48
LE FLORE	10	2	157	152	321
	-----	-----	-----	-----	-----
DISTRICT TOTALS	15	4	200	194	413
DISTRICT 17					
CHOCTAW	0	21	27	18	66
MARSHALL	5	0	58	9	72
PUSHMATAHA	5	0	42	24	71
	-----	-----	-----	-----	-----
DISTRICT TOTALS	10	21	127	51	209

CASELOAD INVENTORY FOR  
CRIMINAL FELONY DISPOSITIONS - TOTAL FELONY  
JULY 1, 1987 - JUNE 30, 1988

	JURY TRIALS	NON-JURY TRIALS	GUILTY PLEAS	DISMISSALS	TOTAL DISPOSITIONS
DISTRICT 18					
MAYES	7	1	96	28	132
PITTSBURG	27	14	391	64	496
	-----	-----	-----	-----	-----
DISTRICT TOTALS	34	15	487	92	628
DISTRICT 19					
BRYAN	14	0	159	348	521
	-----	-----	-----	-----	-----
DISTRICT TOTALS	14	0	159	348	521
DISTRICT 20					
CARTER	22	2	301	102	427
JOHNSTON	6	0	86	56	148
LOVE	3	2	47	10	62
MCCURTAIN	9	10	111	55	185
MURRAY	2	35	28	75	140
	-----	-----	-----	-----	-----
DISTRICT TOTALS	42	49	573	298	962
DISTRICT 21					
CLEVELAND	26	114	751	308	1,199
GARVIN	5	6	98	85	194
MAJOR	0	0	3	27	30
	-----	-----	-----	-----	-----
DISTRICT TOTALS	31	120	852	420	1,423
DISTRICT 22					
HUGHES	5	16	58	9	88
PONTOTOC	19	10	148	114	291
SEMINOLE	9	0	93	81	183
	-----	-----	-----	-----	-----
DISTRICT TOTALS	33	26	299	204	562
DISTRICT 23					
LINCOLN	2	3	67	30	102
POTTAWATOMIE	12	0	235	239	486
	-----	-----	-----	-----	-----
DISTRICT TOTALS	14	3	302	269	588

CASELOAD INVENTORY FOR  
CRIMINAL FELONY DISPOSITIONS - TOTAL FELONY  
JULY 1, 1987 - JUNE 30, 1988

	JURY TRIALS	NON-JURY TRIALS	GUILTY PLEAS	DISMISSALS	TOTAL DISPOSITIONS
DISTRICT 24					
CREEK	18	6	137	118	279
OKFUSKEE	3	26	33	14	76
OKMULGEE	6	4	224	97	331
	-----	-----	-----	-----	-----
DISTRICT TOTALS	27	36	394	229	686
 DISTRICT 25					
ATOKA	5	0	85	87	177
COAL	1	0	34	12	47
	-----	-----	-----	-----	-----
DISTRICT TOTALS	6	0	119	99	224
 DISTRICT 26					
CANADIAN	6	11	264	162	443
	-----	-----	-----	-----	-----
DISTRICT TOTALS	6	11	264	162	443
	-----	-----	-----	-----	-----
STATEWIDE TOTALS	870	759	15,227	7,467	24,323

CASELOAD INVENTORY FOR  
CRIMINAL FELONY LITIGATION - D.U.I.  
JULY 1, 1987 - JUNE 30, 1988

	CASES PENDING 7/01/87	CASES FILED	TOTAL CASELOAD	CASES DISPOSED	PERCENT OF CASELOAD TERMINATED	CASES PENDING 6/30/88
DISTRICT 01						
BEAVER	1	13	14	11	78.5	3
CIMARRON	0	0	0	0	0.0	0
HARPER	2	0	2	1	50.0	1
TEXAS	2	11	13	7	53.8	6
	-----	-----	-----	-----	-----	-----
DISTRICT TOTALS	5	24	29	19	65.5	10
DISTRICT 02						
BECKHAM	1	18	19	6	31.5	13
CUSTER	3	21	24	23	95.8	1
ELLIS	2	0	2	1	50.0	1
GREER	8	10	18	9	50.0	9
HARMON	0	0	0	0	0.0	0
ROGER MILLS	1	2	3	2	66.6	1
	-----	-----	-----	-----	-----	-----
DISTRICT TOTALS	15	51	66	41	62.1	25
DISTRICT 03						
JACKSON	2	8	10	6	60.0	4
KIOWA	0	0	0	0	0.0	0
TILLMAN	2	5	7	4	57.1	3
WASHITA	1	4	5	5	100.0	0
	-----	-----	-----	-----	-----	-----
DISTRICT TOTALS	5	17	22	15	68.1	7
DISTRICT 04						
ALFALFA	0	1	1	1	100.0	0
BLAINE	8	14	22	8	36.3	14
DEWEY	1	4	5	1	20.0	4
GARFIELD	59	44	103	28	27.1	75
GRANT	1	3	4	2	50.0	2
KINGFISHER	9	16	25	16	64.0	9
MCCLAIN	7	20	27	11	40.7	16
WOODS	4	6	10	9	90.0	1
WOODWARD	0	22	22	20	90.9	2
	-----	-----	-----	-----	-----	-----
DISTRICT TOTALS	89	130	219	96	43.8	123

CASELOAD INVENTORY FOR  
CRIMINAL FELONY LITIGATION - D.U.I.  
JULY 1, 1987 - JUNE 30, 1988

	CASES PENDING 7/01/87	CASES FILED	TOTAL CASELOAD	CASES DISPOSED	PERCENT OF CASELOAD TERMINATED	CASES PENDING 6/30/88
DISTRICT 05						
COMANCHE	12	16	28	14	50.0	14
COTTON	0	0	0	0	0.0	0
JEFFERSON	4	14	18	9	50.0	9
STEPHENS	13	38	51	30	58.8	21
	-----	-----	-----	-----	-----	-----
DISTRICT TOTALS	29	68	97	53	54.6	44
 DISTRICT 06						
CADDO	2	22	24	16	66.6	8
GRADY	1	19	20	8	40.0	12
	-----	-----	-----	-----	-----	-----
DISTRICT TOTALS	3	41	44	24	54.5	20
 DISTRICT 07						
OKLAHOMA	218	595	813	602	74.0	211
	-----	-----	-----	-----	-----	-----
DISTRICT TOTALS	218	595	813	602	74.0	211
 DISTRICT 08						
KAY	10	61	71	53	74.6	18
NOBLE	9	12	21	18	85.7	3
	-----	-----	-----	-----	-----	-----
DISTRICT TOTALS	19	73	92	71	77.1	21
 DISTRICT 09						
LOGAN	6	15	21	7	33.3	14
PAYNE	89	53	142	35	24.6	107
	-----	-----	-----	-----	-----	-----
DISTRICT TOTALS	95	68	163	42	25.7	121
 DISTRICT 10						
OSAGE	5	2	7	4	57.1	3
	-----	-----	-----	-----	-----	-----
DISTRICT TOTALS	5	2	7	4	57.1	3
 DISTRICT 11						
NOWATA	0	10	10	7	70.0	3
WASHINGTON	12	24	36	29	80.5	7
	-----	-----	-----	-----	-----	-----
DISTRICT TOTALS	12	34	46	36	78.2	10

CASELOAD INVENTORY FOR  
CRIMINAL FELONY LITIGATION - D.U.I.  
JULY 1, 1987 - JUNE 30, 1988

	CASES PENDING 7/01/87	CASES FILED	TOTAL CASELOAD	CASES DISPOSED	PERCENT OF CASELOAD TERMINATED	CASES PENDING 6/30/88
DISTRICT 12						
CRAIG	3	14	17	14	82.3	3
MCINTOSH	4	15	19	12	63.1	7
ROGERS	17	55	72	41	56.9	31
	-----	-----	-----	-----	-----	-----
DISTRICT TOTALS	24	84	108	67	62.0	41
DISTRICT 13						
DELAWARE	13	8	21	4	19.0	17
OTTAWA	5	9	14	11	78.5	3
	-----	-----	-----	-----	-----	-----
DISTRICT TOTALS	18	17	35	15	42.8	20
DISTRICT 14						
PAWNEE	0	0	0	0	0.0	0
TULSA	22	488	510	465	91.1	45
	-----	-----	-----	-----	-----	-----
DISTRICT TOTALS	22	488	510	465	91.1	45
DISTRICT 15						
ADAIR	7	18	25	9	36.0	16
CHEROKEE	10	19	29	19	65.5	10
MUSKOGEE	15	41	56	39	69.6	17
SEQUOYAH	4	22	26	14	53.8	12
WAGONER	29	34	63	28	44.4	35
	-----	-----	-----	-----	-----	-----
DISTRICT TOTALS	65	134	199	109	54.7	90
DISTRICT 16						
HASKELL	2	0	2	0	0.0	2
LATIMER	0	0	0	0	0.0	0
LE FLORE	2	8	10	6	60.0	4
	-----	-----	-----	-----	-----	-----
DISTRICT TOTALS	4	8	12	6	50.0	6
DISTRICT 17						
CHOCTAW	8	6	14	9	64.2	5
MARSHALL	2	20	22	17	77.2	5
PUSHMATAHA	2	5	7	2	28.5	5
	-----	-----	-----	-----	-----	-----
DISTRICT TOTALS	12	31	43	28	65.1	15

CASELOAD INVENTORY FOR  
CRIMINAL FELONY LITIGATION - D.U.I.  
JULY 1, 1987 - JUNE 30, 1988

	CASES PENDING 7/01/87	CASES FILED	TOTAL CASELOAD	CASES DISPOSED	PERCENT OF CASELOAD TERMINATED	CASES PENDING 6/30/88
DISTRICT 18						
MAYES	11	18	29	20	68.9	9
PITTSBURG	23	15	38	24	63.1	14
	-----	-----	-----	-----	-----	-----
DISTRICT TOTALS	34	33	67	44	65.6	23
 DISTRICT 19						
BRYAN	20	24	44	32	72.7	12
	-----	-----	-----	-----	-----	-----
DISTRICT TOTALS	20	24	44	32	72.7	12
 DISTRICT 20						
CARTER	39	65	104	78	75.0	26
JOHNSTON	8	11	19	15	78.9	4
LOVE	1	7	8	6	75.0	2
MCCURTAIN	10	2	12	1	8.3	11
MURRAY	3	6	9	7	77.7	2
	-----	-----	-----	-----	-----	-----
DISTRICT TOTALS	61	91	152	107	70.3	45
 DISTRICT 21						
CLEVELAND	41	88	129	86	66.6	43
GARVIN	13	12	25	15	60.0	10
MAJOR	1	1	2	0	0.0	2
	-----	-----	-----	-----	-----	-----
DISTRICT TOTALS	55	101	156	101	64.7	55
 DISTRICT 22						
HUGHES	10	14	24	16	66.6	8
PONTOTOC	9	21	30	19	63.3	11
SEMINOLE	2	8	10	4	40.0	6
	-----	-----	-----	-----	-----	-----
DISTRICT TOTALS	21	43	64	39	60.9	25
 DISTRICT 23						
LINCOLN	3	25	28	16	57.1	12
POTTAWATOMIE	15	80	95	77	81.0	18
	-----	-----	-----	-----	-----	-----
DISTRICT TOTALS	18	105	123	93	75.6	30

CASELOAD INVENTORY FOR  
CRIMINAL FELONY LITIGATION - D.U.I.  
JULY 1, 1987 - JUNE 30, 1988

	CASES PENDING 7/01/87	CASES FILED	TOTAL CASELOAD	CASES DISPOSED	PERCENT OF CASELOAD TERMINATED	CASES PENDING 6/30/88
DISTRICT 24						
CREEK	23	28	51	18	35.2	33
OKFUSKEE	0	20	20	19	95.0	1
OKMULGEE	12	10	22	7	31.8	15
	-----	-----	-----	-----	-----	-----
DISTRICT TOTALS	35	58	93	44	47.3	49
 DISTRICT 25						
ATOKA	3	16	19	11	57.8	8
COAL	0	3	3	2	66.6	1
	-----	-----	-----	-----	-----	-----
DISTRICT TOTALS	3	19	22	13	59.0	9
 DISTRICT 26						
CANADIAN	24	54	78	50	64.1	28
	-----	-----	-----	-----	-----	-----
DISTRICT TOTALS	24	54	78	50	64.1	28
	-----	-----	-----	-----	-----	-----
STATEWIDE TOTALS	911	2,393	3,304	2,216	67.0	1,088

CASELOAD INVENTORY FOR  
CRIMINAL FELONY DISPOSITIONS - D.U.I.  
JULY 1, 1987 - JUNE 30, 1988

	JURY TRIALS	NON-JURY TRIALS	GUILTY PLEAS	DISMISSALS	TOTAL DISPOSITIONS
DISTRICT 01					
BEAVER	1	0	9	1	11
CIMARRON	0	0	0	0	0
HARPER	0	0	1	0	1
TEXAS	0	0	7	0	7
	-----	-----	-----	-----	-----
DISTRICT TOTALS	1	0	17	1	19
DISTRICT 02					
BECKHAM	0	0	3	3	6
CUSTER	0	2	21	0	23
ELLIS	0	0	0	1	1
GREER	0	0	8	1	9
HARMON	0	0	0	0	0
ROGER MILLS	0	0	2	0	2
	-----	-----	-----	-----	-----
DISTRICT TOTALS	0	2	34	5	41
DISTRICT 03					
JACKSON	0	6	0	0	6
KIOWA	0	0	0	0	0
TILLMAN	0	0	4	0	4
WASHITA	0	0	5	0	5
	-----	-----	-----	-----	-----
DISTRICT TOTALS	0	6	9	0	15
DISTRICT 04					
ALFALFA	0	0	1	0	1
BLAINE	0	0	5	3	8
DEWEY	0	0	0	1	1
GARFIELD	1	0	27	0	28
GRANT	0	0	2	0	2
KINGFISHER	0	0	16	0	16
MCCLAIN	0	2	9	0	11
WOODS	1	0	7	1	9
WOODWARD	1	2	15	2	20
	-----	-----	-----	-----	-----
DISTRICT TOTALS	3	4	82	7	96

CASELOAD INVENTORY FOR  
CRIMINAL FELONY DISPOSITIONS - D.U.I.  
JULY 1, 1987 - JUNE 30, 1988

	JURY TRIALS	NON-JURY TRIALS	GUILTY PLEAS	DISMISSALS	TOTAL DISPOSITIONS
DISTRICT 05					
COMANCHE	4	0	9	1	14
COTTON	0	0	0	0	0
JEFFERSON	0	0	9	0	9
STEPHENS	2	0	25	3	30
	-----	-----	-----	-----	-----
DISTRICT TOTALS	6	0	43	4	53
DISTRICT 06					
CADDO	0	0	15	1	16
GRADY	0	0	8	0	8
	-----	-----	-----	-----	-----
DISTRICT TOTALS	0	0	23	1	24
DISTRICT 07					
OKLAHOMA	9	4	566	23	602
	-----	-----	-----	-----	-----
DISTRICT TOTALS	9	4	566	23	602
DISTRICT 08					
KAY	0	0	53	0	53
NOBLE	0	0	14	4	18
	-----	-----	-----	-----	-----
DISTRICT TOTALS	0	0	67	4	71
DISTRICT 09					
LOGAN	0	0	5	2	7
PAYNE	0	1	22	12	35
	-----	-----	-----	-----	-----
DISTRICT TOTALS	0	1	27	14	42
DISTRICT 10					
OSAGE	0	0	3	1	4
	-----	-----	-----	-----	-----
DISTRICT TOTALS	0	0	3	1	4
DISTRICT 11					
NOWATA	0	0	2	5	7
WASHINGTON	0	0	28	1	29
	-----	-----	-----	-----	-----
DISTRICT TOTALS	0	0	30	6	36

CASELOAD INVENTORY FOR  
CRIMINAL FELONY DISPOSITIONS - D.U.I.  
JULY 1, 1987 - JUNE 30, 1988

	JURY TRIALS	NON-JURY TRIALS	GUILTY PLEAS	DISMISSALS	TOTAL DISPOSITIONS
DISTRICT 12					
CRAIG	0	0	14	0	14
MCINTOSH	0	0	10	2	12
ROGERS	0	7	28	6	41
	-----	-----	-----	-----	-----
DISTRICT TOTALS	0	7	52	8	67
DISTRICT 13					
DELAWARE	0	2	2	0	4
OTTAWA	1	0	9	1	11
	-----	-----	-----	-----	-----
DISTRICT TOTALS	1	2	11	1	15
DISTRICT 14					
PAWNEE	0	0	0	0	0
TULSA	5	2	430	28	465
	-----	-----	-----	-----	-----
DISTRICT TOTALS	5	2	430	28	465
DISTRICT 15					
ADAIR	0	4	4	1	9
CHEROKEE	0	1	17	1	19
MUSKOGEE	0	1	37	1	39
SEQUOYAH	4	1	9	0	14
WAGONER	3	0	25	0	28
	-----	-----	-----	-----	-----
DISTRICT TOTALS	7	7	92	3	109
DISTRICT 16					
HASKELL	0	0	0	0	0
LATIMER	0	0	0	0	0
LE FLORE	0	0	4	2	6
	-----	-----	-----	-----	-----
DISTRICT TOTALS	0	0	4	2	6
DISTRICT 17					
CHOCTAW	0	4	4	1	9
MARSHALL	0	0	17	0	17
PUSHMATAHA	0	0	2	0	2
	-----	-----	-----	-----	-----
DISTRICT TOTALS	0	4	23	1	28

CASELOAD INVENTORY FOR  
CRIMINAL FELONY DISPOSITIONS - D.U.I.  
JULY 1, 1987 - JUNE 30, 1988

	JURY TRIALS	NON-JURY TRIALS	GUILTY PLEAS	DISMISSALS	TOTAL DISPOSITIONS
DISTRICT 18					
MAYES	0	1	19	0	20
PITTSBURG	0	1	23	0	24
	-----	-----	-----	-----	-----
DISTRICT TOTALS	0	2	42	0	44
 DISTRICT 19					
BRYAN	0	0	23	9	32
	-----	-----	-----	-----	-----
DISTRICT TOTALS	0	0	23	9	32
 DISTRICT 20					
CARTER	2	0	71	5	78
JOHNSTON	0	0	15	0	15
LOVE	0	0	5	1	6
MCCURTAIN	0	0	1	0	1
MURRAY	0	2	5	0	7
	-----	-----	-----	-----	-----
DISTRICT TOTALS	2	2	97	6	107
 DISTRICT 21					
CLEVELAND	0	17	65	4	86
GARVIN	0	0	13	2	15
MAJOR	0	0	0	0	0
	-----	-----	-----	-----	-----
DISTRICT TOTALS	0	17	78	6	101
 DISTRICT 22					
HUGHES	1	2	13	0	16
PONTOTOC	4	1	14	0	19
SEMINOLE	0	0	4	0	4
	-----	-----	-----	-----	-----
DISTRICT TOTALS	5	3	31	0	39
 DISTRICT 23					
LINCOLN	1	0	15	0	16
POTTAWATOMIE	2	0	63	12	77
	-----	-----	-----	-----	-----
DISTRICT TOTALS	3	0	78	12	93

CASELOAD INVENTORY FOR  
CRIMINAL FELONY DISPOSITIONS - D.U.I.  
JULY 1, 1987 - JUNE 30, 1988

	JURY TRIALS	NON-JURY TRIALS	GUILTY PLEAS	DISMISSALS	TOTAL DISPOSITIONS
DISTRICT 24					
CREEK	0	0	16	2	18
OKFUSKEE	0	6	13	0	19
OKMULGEE	1	0	5	1	7
	-----	-----	-----	-----	-----
DISTRICT TOTALS	1	6	34	3	44
 DISTRICT 25					
ATOKA	0	0	9	2	11
COAL	0	0	2	0	2
	-----	-----	-----	-----	-----
DISTRICT TOTALS	0	0	11	2	13
 DISTRICT 26					
CANADIAN	1	0	48	1	50
	-----	-----	-----	-----	-----
DISTRICT TOTALS	1	0	48	1	50
	-----	-----	-----	-----	-----
STATEWIDE TOTALS	44	69	1,955	148	2,216

CASELOAD INVENTORY FOR  
CRIMINAL FELONY LITIGATION - OTHER FELONY  
JULY 1, 1987 - JUNE 30, 1988

	CASES PENDING 7/01/87	CASES FILED	TOTAL CASELOAD	CASES DISPOSED	PERCENT OF CASELOAD TERMINATED	CASES PENDING 6/30/88
DISTRICT 01						
BEAVER	19	24	43	24	55.8	19
CIMARRON	43	27	70	33	47.1	37
HARPER	46	38	84	50	59.5	34
TEXAS	209	135	344	126	36.6	218
<hr/>						
DISTRICT TOTALS	317	224	541	233	43.0	308
DISTRICT 02						
BECKHAM	31	106	137	128	93.4	9
CUSTER	41	179	220	161	73.1	59
ELLIS	26	14	40	25	62.5	15
GREER	76	59	135	55	40.7	80
HARMON	19	15	34	23	67.6	11
ROGER MILLS	15	35	50	37	74.0	13
<hr/>						
DISTRICT TOTALS	208	408	616	429	69.6	187
DISTRICT 03						
JACKSON	845	227	1,072	215	20.0	857
KIOWA	204	75	279	72	25.8	207
TILLMAN	40	104	144	88	61.1	56
WASHITA	134	36	170	53	31.1	117
<hr/>						
DISTRICT TOTALS	1,223	442	1,665	428	25.7	1,237
DISTRICT 04						
ALFALFA	29	26	55	28	50.9	27
BLAINE	147	97	244	108	44.2	136
DEWEY	94	45	139	38	27.3	101
GARFIELD	1,107	459	1,566	391	24.9	1,175
GRANT	19	47	66	43	65.1	23
KINGFISHER	92	92	184	73	39.6	111
MCCLAIN	450	185	635	118	18.5	517
WOODS	65	62	127	63	49.6	64
WOODWARD	442	132	574	140	24.3	434
<hr/>						
DISTRICT TOTALS	2,445	1,145	3,590	1,002	27.9	2,588

CASELOAD INVENTORY FOR  
CRIMINAL FELONY LITIGATION - OTHER FELONY  
JULY 1, 1987 - JUNE 30, 1988

	CASES PENDING 7/01/87	CASES FILED	TOTAL CASELOAD	CASES DISPOSED	PERCENT OF CASELOAD TERMINATED	CASES PENDING 6/30/88
DISTRICT 05						
COMANCHE	2,771	1,042	3,813	488	12.8	3,325
COTTON	27	26	53	29	54.7	24
JEFFERSON	51	74	125	56	44.8	69
STEPHENS	307	186	493	193	39.1	300
	-----	-----	-----	-----	-----	-----
DISTRICT TOTALS	3,156	1,328	4,484	766	17.0	3,718
DISTRICT 06						
CADDO	56	169	225	172	76.4	53
GRADY	480	182	662	314	47.4	348
	-----	-----	-----	-----	-----	-----
DISTRICT TOTALS	536	351	887	486	54.7	401
DISTRICT 07						
OKLAHOMA	27,392	6,644	34,036	4,711	13.8	29,325
	-----	-----	-----	-----	-----	-----
DISTRICT TOTALS	27,392	6,644	34,036	4,711	13.8	29,325
DISTRICT 08						
KAY	249	273	522	232	44.4	290
NOBLE	38	47	85	56	65.8	29
	-----	-----	-----	-----	-----	-----
DISTRICT TOTALS	287	320	607	288	47.4	319
DISTRICT 09						
LOGAN	202	131	333	93	27.9	240
PAYNE	1,102	316	1,418	237	16.7	1,181
	-----	-----	-----	-----	-----	-----
DISTRICT TOTALS	1,304	447	1,751	330	18.8	1,421
DISTRICT 10						
OSAGE	353	192	545	148	27.1	397
	-----	-----	-----	-----	-----	-----
DISTRICT TOTALS	353	192	545	148	27.1	397
DISTRICT 11						
NOWATA	108	69	177	70	39.5	107
WASHINGTON	285	350	635	298	46.9	337
	-----	-----	-----	-----	-----	-----
DISTRICT TOTALS	393	419	812	368	45.3	444

CASELOAD INVENTORY FOR  
CRIMINAL FELONY LITIGATION - OTHER FELONY  
JULY 1, 1987 - JUNE 30, 1988

	CASES PENDING 7/01/87	CASES FILED	TOTAL CASELOAD	CASES DISPOSED	PERCENT OF CASELOAD TERMINATED	CASES PENDING 6/30/88
DISTRICT 12						
CRAIG	113	90	203	113	55.6	90
MCINTOSH	80	151	231	139	60.1	92
ROGERS	150	261	411	258	62.7	153
	-----	-----	-----	-----	-----	-----
DISTRICT TOTALS	343	502	845	510	60.3	335
DISTRICT 13						
DELAWARE	359	170	529	145	27.4	384
OTTAWA	249	319	568	290	51.0	278
	-----	-----	-----	-----	-----	-----
DISTRICT TOTALS	608	489	1,097	435	39.6	662
DISTRICT 14						
PAWNEE	49	75	124	69	55.6	55
TULSA	391	4,666	5,057	4,616	91.2	441
	-----	-----	-----	-----	-----	-----
DISTRICT TOTALS	440	4,741	5,181	4,685	90.4	496
DISTRICT 15						
ADAIR	224	139	363	101	27.8	262
CHEROKEE	488	353	841	235	27.9	606
MUSKOGEE	497	548	1,045	486	46.5	559
SEQUOYAH	614	222	836	151	18.0	685
WAGONER	217	243	460	213	46.3	247
	-----	-----	-----	-----	-----	-----
DISTRICT TOTALS	2,040	1,505	3,545	1,186	33.4	2,359
DISTRICT 16						
HASKELL	107	58	165	44	26.6	121
LATIMER	37	52	89	48	53.9	41
LE FLORE	248	408	656	315	48.0	341
	-----	-----	-----	-----	-----	-----
DISTRICT TOTALS	392	518	910	407	44.7	503
DISTRICT 17						
CHOCTAW	90	125	215	57	26.5	158
MARSHALL	19	59	78	55	70.5	23
PUSHMATAHA	194	85	279	69	24.7	210
	-----	-----	-----	-----	-----	-----
DISTRICT TOTALS	303	269	572	181	31.6	391

CASELOAD INVENTORY FOR  
CRIMINAL FELONY LITIGATION - OTHER FELONY  
JULY 1, 1987 - JUNE 30, 1988

	CASES PENDING 7/01/87	CASES FILED	TOTAL CASELOAD	CASES DISPOSED	PERCENT OF CASELOAD TERMINATED	CASES PENDING 6/30/88
DISTRICT 18						
MAYES	45	138	183	112	61.2	71
PITTSBURG	776	419	1,195	472	39.5	723
	-----	-----	-----	-----	-----	-----
DISTRICT TOTALS	821	557	1,378	584	42.3	794
DISTRICT 19						
BRYAN	429	439	868	489	56.3	379
	-----	-----	-----	-----	-----	-----
DISTRICT TOTALS	429	439	868	489	56.3	379
DISTRICT 20						
CARTER	321	332	653	349	53.4	304
JOHNSTON	79	86	165	133	80.6	32
LOVE	62	45	107	56	52.3	51
MCCURTAIN	206	231	437	184	42.1	253
MURRAY	73	114	187	133	71.1	54
	-----	-----	-----	-----	-----	-----
DISTRICT TOTALS	741	808	1,549	855	55.2	694
DISTRICT 21						
CLEVELAND	1,553	1,641	3,194	1,113	34.8	2,081
GARVIN	287	194	481	179	37.2	302
MAJOR	97	22	119	30	25.2	89
	-----	-----	-----	-----	-----	-----
DISTRICT TOTALS	1,937	1,857	3,794	1,322	34.8	2,472
DISTRICT 22						
HUGHES	132	90	222	72	32.4	150
PONTOTOC	185	220	405	272	67.1	133
SEMINOLE	224	243	467	179	38.3	288
	-----	-----	-----	-----	-----	-----
DISTRICT TOTALS	541	553	1,094	523	47.8	571
DISTRICT 23						
LINCOLN	69	102	171	86	50.2	85
POTTAWATOMIE	701	247	948	409	43.1	539
	-----	-----	-----	-----	-----	-----
DISTRICT TOTALS	770	349	1,119	495	44.2	624

CASELOAD INVENTORY FOR  
CRIMINAL FELONY LITIGATION - OTHER FELONY  
JULY 1, 1987 - JUNE 30, 1988

	CASES PENDING 7/01/87	CASES FILED	TOTAL CASELOAD	CASES DISPOSED	PERCENT OF CASELOAD TERMINATED	CASES PENDING 6/30/88
DISTRICT 24						
CREEK	733	321	1,054	261	24.7	793
OKFUSKEE	99	135	234	57	24.3	177
OKMULGEE	109	269	378	324	85.7	54
	-----	-----	-----	-----	-----	-----
DISTRICT TOTALS	941	725	1,666	642	38.5	1,024
 DISTRICT 25						
ATOKA	96	145	241	166	68.8	75
COAL	60	45	105	45	42.8	60
	-----	-----	-----	-----	-----	-----
DISTRICT TOTALS	156	190	346	211	60.9	135
 DISTRICT 26						
CANADIAN	921	575	1,496	393	26.2	1,103
	-----	-----	-----	-----	-----	-----
DISTRICT TOTALS	921	575	1,496	393	26.2	1,103
	-----	-----	-----	-----	-----	-----
STATEWIDE TOTALS	48,997	25,997	74,994	22,107	29.4	52,887

CASELOAD INVENTORY FOR  
CRIMINAL FELONY DISPOSITIONS - OTHER FELONY  
JULY 1, 1987 - JUNE 30, 1988

	JURY TRIALS	NON-JURY TRIALS	GUILTY PLEAS	DISMISSALS	TOTAL DISPOSITIONS
DISTRICT 01					
BEAVER	0	0	11	13	24
CIMARRON	0	0	19	14	33
HARPER	0	0	21	29	50
TEXAS	8	1	64	53	126
	-----	-----	-----	-----	-----
DISTRICT TOTALS	8	1	115	109	233
DISTRICT 02					
BECKHAM	1	7	62	58	128
CUSTER	8	11	121	21	161
ELLIS	0	5	4	16	25
GREER	1	0	40	14	55
HARMON	1	0	15	7	23
ROGER MILLS	0	1	14	22	37
	-----	-----	-----	-----	-----
DISTRICT TOTALS	11	24	256	138	429
DISTRICT 03					
JACKSON	2	126	45	42	215
KIOWA	0	0	56	16	72
TILLMAN	5	1	60	22	88
WASHITA	2	0	18	33	53
	-----	-----	-----	-----	-----
DISTRICT TOTALS	9	127	179	113	428
DISTRICT 04					
ALFALFA	1	0	16	11	28
BLAINE	1	8	10	89	108
DEWEY	0	0	6	32	38
GARFIELD	6	2	187	196	391
GRANT	0	0	25	18	43
KINGFISHER	0	0	40	33	73
MCCLAIN	1	12	56	49	118
WOODS	0	3	15	45	63
WOODWARD	3	39	65	33	140
	-----	-----	-----	-----	-----
DISTRICT TOTALS	12	64	420	506	1,002

CASELOAD INVENTORY FOR  
CRIMINAL FELONY DISPOSITIONS - OTHER FELONY  
JULY 1, 1987 - JUNE 30, 1988

	JURY TRIALS	NON-JURY TRIALS	GUILTY PLEAS	DISMISSALS	TOTAL DISPOSITIONS
DISTRICT 05					
COMANCHE	86	0	309	93	488
COTTON	3	0	14	12	29
JEFFERSON	3	1	33	19	56
STEPHENS	20	3	109	61	193
	-----	-----	-----	-----	-----
DISTRICT TOTALS	112	4	465	185	766
DISTRICT 06					
CADDO	11	0	141	20	172
GRADY	12	1	126	175	314
	-----	-----	-----	-----	-----
DISTRICT TOTALS	23	1	267	195	486
DISTRICT 07					
OKLAHOMA	227	16	3,488	980	4,711
	-----	-----	-----	-----	-----
DISTRICT TOTALS	227	16	3,488	980	4,711
DISTRICT 08					
KAY	10	0	195	27	232
NOBLE	1	0	27	28	56
	-----	-----	-----	-----	-----
DISTRICT TOTALS	11	0	222	55	288
DISTRICT 09					
LOGAN	3	0	58	32	93
PAYNE	3	0	82	152	237
	-----	-----	-----	-----	-----
DISTRICT TOTALS	6	0	140	184	330
DISTRICT 10					
OSAGE	7	0	60	81	148
	-----	-----	-----	-----	-----
DISTRICT TOTALS	7	0	60	81	148
DISTRICT 11					
NOWATA	0	2	23	45	70
WASHINGTON	13	10	196	79	298
	-----	-----	-----	-----	-----
DISTRICT TOTALS	13	12	219	124	368

CASELOAD INVENTORY FOR  
CRIMINAL FELONY DISPOSITIONS - OTHER FELONY  
JULY 1, 1987 - JUNE 30, 1988

	JURY TRIALS	NON-JURY TRIALS	GUILTY PLEAS	DISMISSALS	TOTAL DISPOSITIONS
DISTRICT 12					
CRAIG	4	0	58	51	113
MCINTOSH	10	0	80	49	139
ROGERS	8	47	90	113	258
	-----	-----	-----	-----	-----
DISTRICT TOTALS	22	47	228	213	510
DISTRICT 13					
DELAWARE	6	2	75	62	145
OTTAWA	4	9	188	89	290
	-----	-----	-----	-----	-----
DISTRICT TOTALS	10	11	263	151	435
DISTRICT 14					
PAWNEE	2	1	34	32	69
TULSA	83	58	2,852	1,623	4,616
	-----	-----	-----	-----	-----
DISTRICT TOTALS	85	59	2,886	1,655	4,685
DISTRICT 15					
ADAIR	3	13	25	60	101
CHEROKEE	3	4	117	111	235
MUSKOGEE	22	13	351	100	486
SEQUOYAH	15	2	102	32	151
WAGONER	7	41	162	3	213
	-----	-----	-----	-----	-----
DISTRICT TOTALS	50	73	757	306	1,186
DISTRICT 16					
HASKELL	1	2	26	15	44
LATIMER	4	0	17	27	48
LE FLORE	10	2	153	150	315
	-----	-----	-----	-----	-----
DISTRICT TOTALS	15	4	196	192	407
DISTRICT 17					
CHOCTAW	0	17	23	17	57
MARSHALL	5	0	41	9	55
PUSHMATAHA	5	0	40	24	69
	-----	-----	-----	-----	-----
DISTRICT TOTALS	10	17	104	50	181

CASELOAD INVENTORY FOR  
CRIMINAL FELONY DISPOSITIONS - OTHER FELONY  
JULY 1, 1987 - JUNE 30, 1988

	JURY TRIALS	NON-JURY TRIALS	GUILTY PLEAS	DISMISSALS	TOTAL DISPOSITIONS
DISTRICT 18					
MAYES	7	0	77	28	112
PITTSBURG	27	13	368	64	472
	-----	-----	-----	-----	-----
DISTRICT TOTALS	34	13	445	92	584
DISTRICT 19					
BRYAN	14	0	136	339	489
	-----	-----	-----	-----	-----
DISTRICT TOTALS	14	0	136	339	489
DISTRICT 20					
CARTER	20	2	230	97	349
JOHNSTON	6	0	71	56	133
LOVE	3	2	42	9	56
MCCURTAIN	9	10	110	55	184
MURRAY	2	33	23	75	133
	-----	-----	-----	-----	-----
DISTRICT TOTALS	40	47	476	292	855
DISTRICT 21					
CLEVELAND	26	97	686	304	1,113
GARVIN	5	6	85	83	179
MAJOR	0	0	3	27	30
	-----	-----	-----	-----	-----
DISTRICT TOTALS	31	103	774	414	1,322
DISTRICT 22					
HUGHES	4	14	45	9	72
PONTOTOC	15	9	134	114	272
SEMINOLE	9	0	89	81	179
	-----	-----	-----	-----	-----
DISTRICT TOTALS	28	23	268	204	523
DISTRICT 23					
LINCOLN	1	3	52	30	86
POTTAWATOMIE	10	0	172	227	409
	-----	-----	-----	-----	-----
DISTRICT TOTALS	11	3	224	257	495

CASELOAD INVENTORY FOR  
CRIMINAL FELONY DISPOSITIONS - OTHER FELONY  
JULY 1, 1987 - JUNE 30, 1988

	JURY TRIALS	NON-JURY TRIALS	GUILTY PLEAS	DISMISSALS	TOTAL DISPOSITIONS
DISTRICT 24					
CREEK	18	6	121	116	261
OKFUSKEE	3	20	20	14	57
OKMULGEE	5	4	219	96	324
	-----	-----	-----	-----	-----
DISTRICT TOTALS	26	30	360	226	642
 DISTRICT 25					
ATOKA	5	0	76	85	166
COAL	1	0	32	12	45
	-----	-----	-----	-----	-----
DISTRICT TOTALS	6	0	108	97	211
 DISTRICT 26					
CANADIAN	5	11	216	161	393
	-----	-----	-----	-----	-----
DISTRICT TOTALS	5	11	216	161	393
	-----	-----	-----	-----	-----
STATEWIDE TOTALS	826	690	13,272	7,319	22,107

CASELOAD INVENTORY FOR  
CRIMINAL MISDEMEANOR LITIGATION - TOTAL MISDEMEANOR  
JULY 1, 1987 - JUNE 30, 1988

	CASES PENDING 7/01/87	CASES FILED	TOTAL CASELOAD	CASES DISPOSED	PERCENT OF CASELOAD TERMINATED	CASES PENDING 6/30/88
DISTRICT 01						
BEAVER	408	772	1,180	867	73.4	313
CIMARRON	115	835	950	774	81.4	176
HARPER	179	618	797	588	73.7	209
TEXAS	922	2,287	3,209	2,212	68.9	997
	-----	-----	-----	-----	-----	-----
DISTRICT TOTALS	1,624	4,512	6,136	4,441	72.3	1,695
DISTRICT 02						
BECKHAM	1,593	2,249	3,842	1,872	48.7	1,970
CUSTER	1,176	3,592	4,768	3,322	69.6	1,446
ELLIS	338	403	741	646	87.1	95
GREER	1,159	856	2,015	653	32.4	1,362
HARMON	91	331	422	365	86.4	57
ROGER MILLS	172	651	823	563	68.4	260
	-----	-----	-----	-----	-----	-----
DISTRICT TOTALS	4,529	8,082	12,611	7,421	58.8	5,190
DISTRICT 03						
JACKSON	1,348	2,392	3,740	2,200	58.8	1,540
KIOWA	587	1,312	1,899	1,237	65.1	662
TILLMAN	321	1,679	2,000	1,495	74.7	505
WASHITA	568	1,650	2,218	1,581	71.2	637
	-----	-----	-----	-----	-----	-----
DISTRICT TOTALS	2,824	7,033	9,857	6,513	66.0	3,344
DISTRICT 04						
ALFALFA	123	606	729	561	76.9	168
BLAINE	728	2,651	3,379	2,686	79.4	693
DEWEY	420	1,532	1,952	1,585	81.2	367
GARFIELD	1,485	3,167	4,652	2,856	61.3	1,796
GRANT	164	634	798	583	73.0	215
KINGFISHER	603	2,397	3,000	2,247	74.9	753
MCCLAIN	1,995	2,459	4,454	1,890	42.4	2,564
WOODS	208	909	1,117	848	75.9	269
WOODWARD	1,533	3,416	4,949	3,174	64.1	1,775
	-----	-----	-----	-----	-----	-----
DISTRICT TOTALS	7,259	17,771	25,030	16,430	65.6	8,600

CASELOAD INVENTORY FOR  
CRIMINAL MISDEMEANOR LITIGATION - TOTAL MISDEMEANOR  
JULY 1, 1987 - JUNE 30, 1988

	CASES PENDING 7/01/87	CASES FILED	TOTAL CASELOAD	CASES DISPOSED	PERCENT OF CASELOAD TERMINATED	CASES PENDING 6/30/88
DISTRICT 05						
COMANCHE	8,723	5,978	14,701	5,268	35.8	9,433
COTTON	207	851	1,058	893	84.4	165
JEFFERSON	412	1,473	1,885	1,396	74.0	489
STEPHENS	1,065	1,804	2,869	1,899	66.1	970
	-----	-----	-----	-----	-----	-----
DISTRICT TOTALS	10,407	10,106	20,513	9,456	46.1	11,057
DISTRICT 06						
CADDO	988	3,193	4,181	3,179	76.0	1,002
GRADY	5,785	3,853	9,638	5,784	60.0	3,854
	-----	-----	-----	-----	-----	-----
DISTRICT TOTALS	6,773	7,046	13,819	8,963	64.8	4,856
DISTRICT 07						
OKLAHOMA	52,683	20,052	72,735	12,343	16.9	60,392
	-----	-----	-----	-----	-----	-----
DISTRICT TOTALS	52,683	20,052	72,735	12,343	16.9	60,392
DISTRICT 08						
KAY	535	5,291	5,826	4,698	80.6	1,128
NOBLE	2,255	3,877	6,132	3,897	63.5	2,235
	-----	-----	-----	-----	-----	-----
DISTRICT TOTALS	2,790	9,168	11,958	8,595	71.8	3,363
DISTRICT 09						
LOGAN	2,872	4,176	7,048	4,560	64.7	2,488
PAYNE	4,796	6,450	11,246	5,948	52.8	5,298
	-----	-----	-----	-----	-----	-----
DISTRICT TOTALS	7,668	10,626	18,294	10,508	57.4	7,786
DISTRICT 10						
OSAGE	1,211	3,168	4,379	3,175	72.5	1,204
	-----	-----	-----	-----	-----	-----
DISTRICT TOTALS	1,211	3,168	4,379	3,175	72.5	1,204
DISTRICT 11						
NOWATA	294	1,419	1,713	1,351	78.8	362
WASHINGTON	787	1,903	2,690	1,835	68.2	855
	-----	-----	-----	-----	-----	-----
DISTRICT TOTALS	1,081	3,322	4,403	3,186	72.3	1,217

CASELOAD INVENTORY FOR  
CRIMINAL MISDEMEANOR LITIGATION - TOTAL MISDEMEANOR  
JULY 1, 1987 - JUNE 30, 1988

	CASES PENDING 7/01/87	CASES FILED	TOTAL CASELOAD	CASES DISPOSED	PERCENT OF CASELOAD TERMINATED	CASES PENDING 6/30/88
DISTRICT 12						
CRAIG	1,967	2,409	4,376	2,210	50.5	2,166
MCINTOSH	870	2,247	3,117	2,090	67.0	1,027
ROGERS	3,453	4,608	8,061	4,213	52.2	3,848
	-----	-----	-----	-----	-----	-----
DISTRICT TOTALS	6,290	9,264	15,554	8,513	54.7	7,041
DISTRICT 13						
DELAWARE	1,337	1,412	2,749	1,380	50.2	1,369
OTTAWA	923	3,109	4,032	2,992	74.2	1,040
	-----	-----	-----	-----	-----	-----
DISTRICT TOTALS	2,260	4,521	6,781	4,372	64.4	2,409
DISTRICT 14						
PAWNEE	791	1,392	2,683	1,696	63.2	987
TULSA	9,172	18,629	27,801	17,059	61.3	10,742
	-----	-----	-----	-----	-----	-----
DISTRICT TOTALS	9,963	20,521	30,484	18,755	61.5	11,729
DISTRICT 15						
ADAIR	1,111	2,011	3,122	2,075	66.4	1,047
CHEROKEE	2,367	2,754	5,121	2,588	50.5	2,533
MUSKOGEE	1,053	4,699	5,752	4,252	73.9	1,500
SEQUOYAH	4,676	3,589	8,265	2,576	31.1	5,689
WAGONER	2,021	6,513	8,534	7,028	82.3	1,506
	-----	-----	-----	-----	-----	-----
DISTRICT TOTALS	11,228	19,566	30,794	18,519	60.1	12,275
DISTRICT 16						
HASKELL	296	811	1,107	632	57.0	475
LATIMER	251	940	1,191	967	81.1	224
LE FLORE	1,572	3,113	4,685	2,783	59.4	1,902
	-----	-----	-----	-----	-----	-----
DISTRICT TOTALS	2,119	4,864	6,983	4,382	62.7	2,601
DISTRICT 17						
CHOCTAW	2,023	2,098	4,121	1,550	37.6	2,571
MARSHALL	199	1,142	1,341	1,099	81.9	242
PUSHMATAHA	769	2,388	3,157	2,106	66.7	1,051
	-----	-----	-----	-----	-----	-----
DISTRICT TOTALS	2,991	5,628	8,619	4,755	55.1	3,864

CASELOAD INVENTORY FOR  
CRIMINAL MISDEMEANOR LITIGATION - TOTAL MISDEMEANOR  
JULY 1, 1987 - JUNE 30, 1988

	CASES PENDING 7/01/87	CASES FILED	TOTAL CASELOAD	CASES DISPOSED	PERCENT OF CASELOAD TERMINATED	CASES PENDING 6/30/88
DISTRICT 18						
MAYES	450	3,294	3,744	2,867	76.5	877
PITTSBURG	2,381	4,579	6,960	3,928	56.4	3,032
	-----	-----	-----	-----	-----	-----
DISTRICT TOTALS	2,831	7,873	10,704	6,795	63.4	3,909
 DISTRICT 19						
BRYAN	1,286	3,578	4,864	3,871	79.5	993
	-----	-----	-----	-----	-----	-----
DISTRICT TOTALS	1,286	3,578	4,864	3,871	79.5	993
 DISTRICT 20						
CARTER	2,361	2,132	4,493	1,824	40.6	2,669
JOHNSTON	222	1,597	1,819	1,569	86.2	250
LOVE	1,931	1,127	3,058	937	30.6	2,121
MCCURTAIN	2,427	3,181	5,608	3,311	59.0	2,297
MURRAY	1,199	2,331	3,530	2,585	73.2	945
	-----	-----	-----	-----	-----	-----
DISTRICT TOTALS	8,140	10,368	18,508	10,226	55.2	8,282
 DISTRICT 21						
CLEVELAND	3,316	6,825	10,141	5,478	54.0	4,663
GARVIN	1,084	3,490	4,574	3,128	68.3	1,446
MAJOR	376	1,625	2,001	1,542	77.0	459
	-----	-----	-----	-----	-----	-----
DISTRICT TOTALS	4,776	11,940	16,716	10,148	60.7	6,568
 DISTRICT 22						
HUGHES	395	1,527	1,922	1,361	70.8	561
PONTOTOC	1,396	2,478	3,874	3,644	94.0	230
SEMINOLE	1,402	2,987	4,389	2,271	51.7	2,118
	-----	-----	-----	-----	-----	-----
DISTRICT TOTALS	3,193	6,992	10,185	7,276	71.4	2,909
 DISTRICT 23						
LINCOLN	2,058	3,310	5,368	2,852	53.1	2,516
POTTAWATOMIE	1,566	5,499	7,065	5,353	75.7	1,712
	-----	-----	-----	-----	-----	-----
DISTRICT TOTALS	3,624	8,809	12,433	8,205	65.9	4,228

CASELOAD INVENTORY FOR  
CRIMINAL MISDEMEANOR LITIGATION - TOTAL MISDEMEANOR  
JULY 1, 1987 - JUNE 30, 1988

	CASES PENDING 7/01/87	CASES FILED	TOTAL CASELOAD	CASES DISPOSED	PERCENT OF CASELOAD TERMINATED	CASES PENDING 6/30/88
DISTRICT 24						
CREEK	5,360	5,204	10,564	4,544	43.0	6,020
OKFUSKEE	1,099	1,678	2,777	1,322	47.6	1,455
OKMULGEE	454	1,561	2,015	1,370	67.9	645
	-----	-----	-----	-----	-----	-----
DISTRICT TOTALS	6,913	8,443	15,356	7,236	47.1	8,120
 DISTRICT 25						
ATOKA	510	3,017	3,527	2,884	81.7	643
COAL	287	930	1,217	784	64.4	433
	-----	-----	-----	-----	-----	-----
DISTRICT TOTALS	797	3,947	4,744	3,668	77.3	1,076
 DISTRICT 26						
CANADIAN	2,683	5,597	8,280	4,900	59.1	3,380
	-----	-----	-----	-----	-----	-----
DISTRICT TOTALS	2,683	5,597	8,280	4,900	59.1	3,380
	-----	-----	-----	-----	-----	-----
STATEWIDE TOTALS	167,943	232,797	400,740	212,652	53.0	188,088

CASELOAD INVENTORY FOR  
CRIMINAL MISDEMEANOR DISPOSITIONS - TOTAL MISDEMEANOR  
JULY 1, 1987 - JUNE 30, 1988

	JURY TRIALS	NON-JURY TRIALS	GUILTY PLEAS	BOND FORFEITURES	DISMISSALS	TOTAL DISPOSITIONS
DISTRICT 01						
BEAVER	0	2	707	92	66	867
CIMARRON	3	4	672	23	72	774
HARPER	0	3	464	31	90	588
TEXAS	3	10	1,738	119	342	2,212
	-----	-----	-----	-----	-----	-----
DISTRICT TOTALS	6	19	3,581	265	570	4,441
DISTRICT 02						
BECKHAM	2	5	927	366	572	1,872
CUSTER	0	30	505	2,454	333	3,322
ELLIS	1	4	51	284	306	646
GREER	8	2	612	2	29	653
HARMON	0	0	263	18	84	365
ROGER MILLS	0	0	176	296	91	563
	-----	-----	-----	-----	-----	-----
DISTRICT TOTALS	11	41	2,534	3,420	1,415	7,421
DISTRICT 03						
JACKSON	0	246	1,647	96	211	2,200
KIOWA	1	2	1,055	11	168	1,237
TILLMAN	1	22	1,356	22	94	1,495
WASHITA	0	13	890	530	148	1,581
	-----	-----	-----	-----	-----	-----
DISTRICT TOTALS	2	283	4,948	659	621	6,513
DISTRICT 04						
ALFALFA	0	0	309	153	99	561
BLAINE	0	23	1,140	1,129	394	2,686
DEWEY	0	3	380	918	284	1,585
GARFIELD	0	12	1,805	426	613	2,856
GRANT	0	0	517	0	66	583
KINGFISHER	1	5	1,960	19	262	2,247
MCCLAIN	1	85	1,252	60	492	1,890
WOODS	1	7	664	29	147	848
WOODWARD	0	147	1,982	749	296	3,174
	-----	-----	-----	-----	-----	-----
DISTRICT TOTALS	3	282	10,009	3,483	2,653	16,430

CASELOAD INVENTORY FOR  
CRIMINAL MISDEMEANOR DISPOSITIONS - TOTAL MISDEMEANOR  
JULY 1, 1987 - JUNE 30, 1988

	JURY TRIALS	NON-JURY TRIALS	GUILTY PLEAS	BOND FORFEITURES	DISMISSALS	TOTAL DISPOSITIONS
DISTRICT 05						
COMANCHE	22	0	4,371	0	875	5,268
COTTON	4	7	410	369	103	893
JEFFERSON	0	4	1,126	21	245	1,396
STEPHENS	4	383	1,117	40	355	1,899
	-----	-----	-----	-----	-----	-----
DISTRICT TOTALS	30	394	7,024	430	1,578	9,456
DISTRICT 06						
CADDO	1	15	3,012	79	72	3,179
GRADY	10	156	2,928	4	2,686	5,784
	-----	-----	-----	-----	-----	-----
DISTRICT TOTALS	11	171	5,940	83	2,758	8,963
DISTRICT 07						
OKLAHOMA	34	144	4,740	4,803	2,622	12,343
	-----	-----	-----	-----	-----	-----
DISTRICT TOTALS	34	144	4,740	4,803	2,622	12,343
DISTRICT 08						
KAY	10	0	2,303	2,070	315	4,698
NOBLE	0	2	2,987	62	846	3,897
	-----	-----	-----	-----	-----	-----
DISTRICT TOTALS	10	2	5,290	2,132	1,161	8,595
DISTRICT 09						
LOGAN	2	35	2,676	441	1,406	4,560
PAYNE	2	507	3,945	325	1,169	5,948
	-----	-----	-----	-----	-----	-----
DISTRICT TOTALS	4	542	6,621	766	2,575	10,508
DISTRICT 10						
OSAGE	5	33	1,709	746	682	3,175
	-----	-----	-----	-----	-----	-----
DISTRICT TOTALS	5	33	1,709	746	682	3,175
DISTRICT 11						
NOWATA	2	138	480	490	241	1,351
WASHINGTON	8	3	1,370	163	291	1,835
	-----	-----	-----	-----	-----	-----
DISTRICT TOTALS	10	141	1,850	653	532	3,186

CASELOAD INVENTORY FOR  
CRIMINAL MISDEMEANOR DISPOSITIONS - TOTAL MISDEMEANOR  
JULY 1, 1987 - JUNE 30, 1988

	JURY TRIALS	NON-JURY TRIALS	GUILTY PLEAS	BOND FORFEITURES	DISMISSALS	TOTAL DISPOSITIONS
DISTRICT 12						
CRAIG	5	1	1,850	151	203	2,210
MCINTOSH	1	31	1,542	276	240	2,090
ROGERS	3	633	1,591	975	1,011	4,213
	-----	-----	-----	-----	-----	-----
DISTRICT TOTALS	9	665	4,983	1,402	1,454	8,513
DISTRICT 13						
DELAWARE	3	4	1,013	14	346	1,380
OTTAWA	1	8	1,123	1,295	565	2,992
	-----	-----	-----	-----	-----	-----
DISTRICT TOTALS	4	12	2,136	1,309	911	4,372
DISTRICT 14						
PAWNEE	3	1	955	454	283	1,696
TULSA	23	55	14,111	181	2,689	17,059
	-----	-----	-----	-----	-----	-----
DISTRICT TOTALS	26	56	15,066	635	2,972	18,755
DISTRICT 15						
ADAIR	14	168	1,404	0	489	2,075
CHEROKEE	2	10	1,513	250	813	2,588
MUSKOGEE	2	61	3,483	182	524	4,252
SEQUOYAH	0	102	1,848	322	304	2,576
WAGONER	1	132	6,729	70	96	7,028
	-----	-----	-----	-----	-----	-----
DISTRICT TOTALS	19	473	14,977	824	2,226	18,519
DISTRICT 16						
HASKELL	0	28	192	255	157	632
LATIMER	0	10	766	26	165	967
LE FLORE	2	2	1,650	130	999	2,783
	-----	-----	-----	-----	-----	-----
DISTRICT TOTALS	2	40	2,608	411	1,321	4,382
DISTRICT 17						
CHOCTAW	0	46	977	73	454	1,550
MARSHALL	0	8	984	24	83	1,099
PUSHMATAHA	0	5	1,067	371	663	2,106
	-----	-----	-----	-----	-----	-----
DISTRICT TOTALS	0	59	3,028	468	1,200	4,755

CASELOAD INVENTORY FOR  
CRIMINAL MISDEMEANOR DISPOSITIONS - TOTAL MISDEMEANOR  
JULY 1, 1987 - JUNE 30, 1988

	JURY TRIALS	NON-JURY TRIALS	GUILTY PLEAS	BOND FORFEITURES	DISMISSALS	TOTAL DISPOSITIONS
DISTRICT 18						
MAYES	3	1	1,621	1,020	222	2,867
PITTSBURG	5	1,897	1,315	3	708	3,928
	-----	-----	-----	-----	-----	-----
DISTRICT TOTALS	8	1,898	2,936	1,023	930	6,795
DISTRICT 19						
BRYAN	0	13	1,837	602	1,419	3,871
	-----	-----	-----	-----	-----	-----
DISTRICT TOTALS	0	13	1,837	602	1,419	3,871
DISTRICT 20						
CARTER	13	27	1,601	14	169	1,824
JOHNSTON	2	5	1,287	45	230	1,569
LOVE	1	1	735	54	146	937
MCCURTAIN	8	450	2,501	89	263	3,311
MURRAY	0	786	1,437	159	203	2,585
	-----	-----	-----	-----	-----	-----
DISTRICT TOTALS	24	1,269	7,561	361	1,011	10,226
DISTRICT 21						
CLEVELAND	2	351	4,370	20	735	5,478
GARVIN	1	86	2,417	130	494	3,128
MAJOR	0	19	1,282	79	162	1,542
	-----	-----	-----	-----	-----	-----
DISTRICT TOTALS	3	456	8,069	229	1,391	10,148
DISTRICT 22						
HUGHES	0	16	1,230	10	105	1,361
PONTOTOC	2	283	2,043	994	322	3,644
SEMINOLE	2	22	1,860	21	366	2,271
	-----	-----	-----	-----	-----	-----
DISTRICT TOTALS	4	321	5,133	1,025	793	7,276
DISTRICT 23						
LINCOLN	1	81	2,246	292	232	2,852
POTTAWATOMIE	4	1	3,639	58	1,651	5,353
	-----	-----	-----	-----	-----	-----
DISTRICT TOTALS	5	82	5,885	350	1,883	8,205

CASELOAD INVENTORY FOR  
CRIMINAL MISDEMEANOR DISPOSITIONS - TOTAL MISDEMEANOR  
JULY 1, 1987 - JUNE 30, 1988

	JURY TRIALS	NON-JURY TRIALS	GUILTY PLEAS	BOND FORFEITURES	DISMISSALS	TOTAL DISPOSITIONS
DISTRICT 24						
CREEK	1	600	1,567	1,424	952	4,544
OKFUSKEE	0	63	824	332	103	1,322
OKMULGEE	3	4	1,109	38	216	1,370
	-----	-----	-----	-----	-----	-----
DISTRICT TOTALS	4	667	3,500	1,794	1,271	7,236
DISTRICT 25						
ATOKA	0	0	1,273	1,130	481	2,884
COAL	2	4	277	374	127	784
	-----	-----	-----	-----	-----	-----
DISTRICT TOTALS	2	4	1,550	1,504	608	3,668
DISTRICT 26						
CANADIAN	5	94	3,462	29	1,310	4,900
	-----	-----	-----	-----	-----	-----
DISTRICT TOTALS	5	94	3,462	29	1,310	4,900
	-----	-----	-----	-----	-----	-----
STATEWIDE TOTALS	241	8,161	136,977	29,406	37,867	212,652

CASELOAD INVENTORY FOR  
CRIMINAL MISDEMEANOR LITIGATION - D.U.I.  
JULY 1, 1987 - JUNE 30, 1988

	CASES PENDING 7/01/87	CASES FILED	TOTAL CASELOAD	CASES DISPOSED	PERCENT OF CASELOAD TERMINATED	CASES PENDING 6/30/88
DISTRICT 01						
BEAVER	29	34	63	38	60.3	25
CIMARRON	1	25	26	21	80.7	5
HARPER	10	10	20	16	80.0	4
TEXAS	34	69	103	64	62.1	39
	-----	-----	-----	-----	-----	-----
DISTRICT TOTALS	74	138	212	139	65.5	73
DISTRICT 02						
BECKHAM	6	50	56	24	42.8	32
CUSTER	17	69	86	65	75.5	21
ELLIS	12	11	23	20	86.9	3
GREER	79	61	140	47	33.5	93
HARMON	3	9	12	11	91.6	1
ROGER MILLS	9	9	18	15	83.3	3
	-----	-----	-----	-----	-----	-----
DISTRICT TOTALS	126	209	335	182	54.3	153
DISTRICT 03						
JACKSON	19	114	133	86	64.6	47
KIOWA	34	57	91	61	67.0	30
TILLMAN	7	79	86	74	86.0	12
WASHITA	40	33	73	33	45.2	40
	-----	-----	-----	-----	-----	-----
DISTRICT TOTALS	100	283	383	254	66.3	129
DISTRICT 04						
ALFALFA	1	7	8	6	75.0	2
BLAINE	110	92	202	89	44.0	113
DEWEY	26	15	41	11	26.8	30
GARFIELD	211	162	373	120	32.1	253
GRANT	7	7	14	9	64.2	5
KINGFISHER	12	46	58	47	81.0	11
MCCLAIN	101	53	154	84	54.5	70
WOODS	62	78	140	55	39.2	85
WOODWARD	85	116	201	168	83.5	33
	-----	-----	-----	-----	-----	-----
DISTRICT TOTALS	615	576	1,191	589	49.4	602

CASELOAD INVENTORY FOR  
CRIMINAL MISDEMEANOR LITIGATION - D.U.I.  
JULY 1, 1987 - JUNE 30, 1988

	CASES PENDING 7/01/87	CASES FILED	TOTAL CASELOAD	CASES DISPOSED	PERCENT OF CASELOAD TERMINATED	CASES PENDING 6/30/88
DISTRICT 05						
COMANCHE	585	167	752	151	20.0	601
COTTON	36	23	59	40	67.8	19
JEFFERSON	3	35	38	21	55.2	17
STEPHENS	51	150	201	151	75.1	50
	-----	-----	-----	-----	-----	-----
DISTRICT TOTALS	675	375	1,050	363	34.5	687
DISTRICT 06						
CADDO	44	105	149	112	75.1	37
GRADY	96	83	179	110	61.4	69
	-----	-----	-----	-----	-----	-----
DISTRICT TOTALS	140	188	328	222	67.6	106
DISTRICT 07						
OKLAHOMA	3,938	1,320	5,258	1,351	25.6	3,907
	-----	-----	-----	-----	-----	-----
DISTRICT TOTALS	3,938	1,320	5,258	1,351	25.6	3,907
DISTRICT 08						
KAY	32	181	213	182	85.4	31
NOBLE	22	97	119	96	80.6	23
	-----	-----	-----	-----	-----	-----
DISTRICT TOTALS	54	278	332	278	83.7	54
DISTRICT 09						
LOGAN	139	109	248	109	43.9	139
PAYNE	953	472	1,425	388	27.2	1,037
	-----	-----	-----	-----	-----	-----
DISTRICT TOTALS	1,092	581	1,673	497	29.7	1,176
DISTRICT 10						
OSAGE	85	87	172	90	52.3	82
	-----	-----	-----	-----	-----	-----
DISTRICT TOTALS	85	87	172	90	52.3	82
DISTRICT 11						
NOWATA	19	42	61	34	55.7	27
WASHINGTON	25	125	150	131	87.3	19
	-----	-----	-----	-----	-----	-----
DISTRICT TOTALS	44	167	211	165	78.2	46

CASELOAD INVENTORY FOR  
CRIMINAL MISDEMEANOR LITIGATION - D.U.I.  
JULY 1, 1987 - JUNE 30, 1988

	CASES PENDING 7/01/87	CASES FILED	TOTAL CASELOAD	CASES DISPOSED	PERCENT OF CASELOAD TERMINATED	CASES PENDING 6/30/88
DISTRICT 12						
CRAIG	44	87	131	81	61.8	50
MCINTOSH	16	82	98	80	81.6	18
ROGERS	487	193	680	104	15.2	576
	-----	-----	-----	-----		-----
DISTRICT TOTALS	547	362	909	265	29.1	644
DISTRICT 13						
DELAWARE	117	42	159	36	22.6	123
OTTAWA	64	149	213	151	70.8	62
	-----	-----	-----	-----		-----
DISTRICT TOTALS	181	191	372	187	50.2	185
DISTRICT 14						
PAWNEE	7	41	48	42	87.5	6
TULSA	517	1,006	1,523	801	52.5	722
	-----	-----	-----	-----		-----
DISTRICT TOTALS	524	1,047	1,571	843	53.6	728
DISTRICT 15						
ADAIR	53	40	93	23	24.7	70
CHEROKEE	130	100	230	88	38.2	142
MUSKOGEE	55	205	260	208	80.0	52
SEQUOYAH	310	185	495	103	20.8	392
WAGONER	127	175	302	140	46.3	162
	-----	-----	-----	-----		-----
DISTRICT TOTALS	675	705	1,380	562	40.7	818
DISTRICT 16						
HASKELL	19	50	69	63	91.3	6
LATIMER	14	42	56	53	94.6	3
LE FLORE	81	215	296	225	76.0	71
	-----	-----	-----	-----		-----
DISTRICT TOTALS	114	307	421	341	81.0	80
DISTRICT 17						
CHOCTAW	41	53	94	34	36.1	60
MARSHALL	6	61	67	54	80.6	13
PUSHMATAHA	10	26	36	31	86.1	5
	-----	-----	-----	-----		-----
DISTRICT TOTALS	57	140	197	119	60.4	78

CASELOAD INVENTORY FOR  
CRIMINAL MISDEMEANOR LITIGATION - D.U.I.  
JULY 1, 1987 - JUNE 30, 1988

	CASES PENDING 7/01/87	CASES FILED	TOTAL CASELOAD	CASES DISPOSED	PERCENT OF CASELOAD TERMINATED	CASES PENDING 6/30/88
DISTRICT 18						
MAYES	22	102	124	81	65.3	43
PITTSBURG	131	172	303	139	45.8	164
	-----	-----	-----	-----	-----	-----
DISTRICT TOTALS	153	274	427	220	51.5	207
 DISTRICT 19						
BRYAN	170	201	371	258	69.5	113
	-----	-----	-----	-----	-----	-----
DISTRICT TOTALS	170	201	371	258	69.5	113
 DISTRICT 20						
CARTER	32	169	201	174	86.5	27
JOHNSTON	10	36	46	38	82.6	8
LOVE	20	22	42	22	52.3	20
MCCURTAIN	192	35	227	55	24.2	172
MURRAY	6	34	40	35	87.5	5
	-----	-----	-----	-----	-----	-----
DISTRICT TOTALS	260	296	556	324	58.2	232
 DISTRICT 21						
CLEVELAND	353	650	1,003	584	58.2	419
GARVIN	83	108	191	119	62.3	72
MAJOR	19	35	54	34	62.9	20
	-----	-----	-----	-----	-----	-----
DISTRICT TOTALS	455	793	1,248	737	59.0	511
 DISTRICT 22						
HUGHES	44	72	116	71	61.2	45
PONTOTOC	103	364	467	412	88.2	55
SEMINOLE	29	92	121	80	66.1	41
	-----	-----	-----	-----	-----	-----
DISTRICT TOTALS	176	528	704	563	79.9	141
 DISTRICT 23						
LINCOLN	26	86	112	69	61.6	43
POTTAWATOMIE	74	269	343	299	87.1	44
	-----	-----	-----	-----	-----	-----
DISTRICT TOTALS	100	355	455	368	80.8	87

CASELOAD INVENTORY FOR  
CRIMINAL MISDEMEANOR LITIGATION - D.U.I.  
JULY 1, 1987 - JUNE 30, 1988

	CASES PENDING 7/01/87	CASES FILED	TOTAL CASELOAD	CASES DISPOSED	PERCENT OF CASELOAD TERMINATED	CASES PENDING 6/30/88
DISTRICT 24						
CREEK	317	68	385	68	17.6	317
OKFUSKEE	76	91	167	82	49.1	85
OKMULGEE	164	65	229	78	34.0	151
	-----	-----	-----	-----	-----	-----
DISTRICT TOTALS	557	224	781	228	29.1	553
 DISTRICT 25						
ATOKA	51	77	128	105	82.0	23
COAL	8	46	54	31	57.4	23
	-----	-----	-----	-----	-----	-----
DISTRICT TOTALS	59	123	182	136	74.7	46
 DISTRICT 26						
CANADIAN	157	214	371	219	59.0	152
	-----	-----	-----	-----	-----	-----
DISTRICT TOTALS	157	214	371	219	59.0	152
	-----	-----	-----	-----	-----	-----
STATEWIDE TOTALS	11,128	9,962	21,090	9,500	45.0	11,590

CASELOAD INVENTORY FOR  
CRIMINAL MISDEMEANOR DISPOSITIONS - D.U.I.  
JULY 1, 1987 - JUNE 30, 1988

	JURY TRIALS	NON-JURY TRIALS	GUILTY PLEAS	BOND FORFEITURES	DISMISSALS	TOTAL DISPOSITIONS
DISTRICT 01						
BEAVER	0	0	36	0	2	38
CIMARRON	1	0	20	0	0	21
HARPER	0	0	14	1	1	16
TEXAS	0	0	59	0	5	64
	-----	-----	-----	-----	-----	-----
DISTRICT TOTALS	1	0	129	1	8	139
DISTRICT 02						
BECKHAM	0	0	16	5	3	24
CUSTER	0	2	57	4	2	65
ELLIS	0	3	10	0	7	20
GREER	0	0	47	0	0	47
HARMON	0	0	10	0	1	11
ROGER MILLS	0	0	12	0	3	15
	-----	-----	-----	-----	-----	-----
DISTRICT TOTALS	0	5	152	9	16	182
DISTRICT 03						
JACKSON	0	63	23	0	0	86
KIOWA	0	1	54	0	6	61
TILLMAN	1	0	69	0	4	74
WASHITA	0	0	20	0	13	33
	-----	-----	-----	-----	-----	-----
DISTRICT TOTALS	1	64	166	0	23	254
DISTRICT 04						
ALFALFA	0	0	6	0	0	6
BLAINE	0	1	54	0	34	89
DEWEY	0	0	5	0	6	11
GARFIELD	0	1	90	0	29	120
GRANT	0	0	9	0	0	9
KINGFISHER	0	0	45	0	2	47
MCCLAIN	0	0	48	0	36	84
WOODS	0	2	13	2	38	55
WOODWARD	0	53	100	2	13	168
	-----	-----	-----	-----	-----	-----
DISTRICT TOTALS	0	57	370	4	158	589

CASELOAD INVENTORY FOR  
CRIMINAL MISDEMEANOR DISPOSITIONS - D.U.I.  
JULY 1, 1987 - JUNE 30, 1988

	JURY TRIALS	NON-JURY TRIALS	GUILTY PLEAS	BOND FORFEITURES	DISMISSALS	TOTAL DISPOSITIONS
DISTRICT 05						
COMANCHE	1	0	148	0	2	151
COTTON	1	0	24	5	10	40
JEFFERSON	0	0	17	1	3	21
STEPHENS	2	4	140	2	3	151
	-----	-----	-----	-----	-----	-----
DISTRICT TOTALS	4	4	329	8	18	363
DISTRICT 06						
CADDO	0	0	98	6	8	112
GRADY	3	1	78	0	28	110
	-----	-----	-----	-----	-----	-----
DISTRICT TOTALS	3	1	176	6	36	222
DISTRICT 07						
OKLAHOMA	2	0	1,085	0	264	1,351
	-----	-----	-----	-----	-----	-----
DISTRICT TOTALS	2	0	1,085	0	264	1,351
DISTRICT 08						
KAY	1	0	175	0	6	182
NOBLE	0	0	86	0	10	96
	-----	-----	-----	-----	-----	-----
DISTRICT TOTALS	1	0	261	0	16	278
DISTRICT 09						
LOGAN	0	0	76	1	32	109
PAYNE	2	1	103	0	282	388
	-----	-----	-----	-----	-----	-----
DISTRICT TOTALS	2	1	179	1	314	497
DISTRICT 10						
OSAGE	1	0	73	0	16	90
	-----	-----	-----	-----	-----	-----
DISTRICT TOTALS	1	0	73	0	16	90
DISTRICT 11						
NOWATA	0	2	24	1	7	34
WASHINGTON	3	0	123	0	5	131
	-----	-----	-----	-----	-----	-----
DISTRICT TOTALS	3	2	147	1	12	165

CASELOAD INVENTORY FOR  
CRIMINAL MISDEMEANOR DISPOSITIONS - D.U.I.  
JULY 1, 1987 - JUNE 30, 1988

	JURY TRIALS	NON-JURY TRIALS	GUILTY PLEAS	BOND FORFEITURES	DISMISSALS	TOTAL DISPOSITIONS
DISTRICT 12						
CRAIG	1	0	76	0	4	81
MCINTOSH	0	1	73	0	6	80
ROGERS	0	11	38	0	55	104
	-----	-----	-----	-----	-----	-----
DISTRICT TOTALS	1	12	187	0	65	265
DISTRICT 13						
DELAWARE	0	0	26	0	10	36
OTTAWA	0	0	139	0	12	151
	-----	-----	-----	-----	-----	-----
DISTRICT TOTALS	0	0	165	0	22	187
DISTRICT 14						
PAWNEE	0	1	36	3	2	42
TULSA	7	1	786	0	7	801
	-----	-----	-----	-----	-----	-----
DISTRICT TOTALS	7	2	822	3	9	843
DISTRICT 15						
ADAIR	0	4	15	0	4	23
CHEROKEE	1	0	81	0	6	88
MUSKOGEE	0	1	185	19	3	208
SEQUOYAH	0	0	85	3	15	103
WAGONER	1	33	106	0	0	140
	-----	-----	-----	-----	-----	-----
DISTRICT TOTALS	2	38	472	22	28	562
DISTRICT 16						
HASKELL	0	3	40	0	20	63
LATIMER	0	0	50	0	3	53
LE FLORE	0	0	204	0	21	225
	-----	-----	-----	-----	-----	-----
DISTRICT TOTALS	0	3	294	0	44	341
DISTRICT 17						
CHOCTAW	0	5	23	1	5	34
MARSHALL	0	0	53	0	1	54
PUSHMATAHA	0	0	30	0	1	31
	-----	-----	-----	-----	-----	-----
DISTRICT TOTALS	0	5	106	1	7	119

CASELOAD INVENTORY FOR  
CRIMINAL MISDEMEANOR DISPOSITIONS - D.U.I.  
JULY 1, 1987 - JUNE 30, 1988

	JURY TRIALS	NON-JURY TRIALS	GUILTY PLEAS	BOND FORFEITURES	DISMISSALS	TOTAL DISPOSITIONS
DISTRICT 18						
MAYES	0	0	78	0	3	81
PITTSBURG	0	2	131	0	6	139
	-----	-----	-----	-----	-----	-----
DISTRICT TOTALS	0	2	209	0	9	220
DISTRICT 19						
BRYAN	0	1	170	8	79	258
	-----	-----	-----	-----	-----	-----
DISTRICT TOTALS	0	1	170	8	79	258
DISTRICT 20						
CARTER	4	10	149	2	9	174
JOHNSTON	0	0	34	0	4	38
LOVE	0	0	20	0	2	22
MCCURTAIN	0	47	5	3	0	55
MURRAY	0	15	17	0	3	35
	-----	-----	-----	-----	-----	-----
DISTRICT TOTALS	4	72	225	5	18	324
DISTRICT 21						
CLEVELAND	1	36	524	0	23	584
GARVIN	0	1	98	0	20	119
MAJOR	0	1	30	1	2	34
	-----	-----	-----	-----	-----	-----
DISTRICT TOTALS	1	38	652	1	45	737
DISTRICT 22						
HUGHES	0	7	63	1	0	71
PONTOTOC	0	48	339	16	9	412
SEMINOLE	0	1	72	0	7	80
	-----	-----	-----	-----	-----	-----
DISTRICT TOTALS	0	56	474	17	16	563
DISTRICT 23						
LINCOLN	0	0	63	5	1	69
POTTAWATOMIE	0	0	268	7	24	299
	-----	-----	-----	-----	-----	-----
DISTRICT TOTALS	0	0	331	12	25	368

CASELOAD INVENTORY FOR  
CRIMINAL MISDEMEANOR DISPOSITIONS - D.U.I.  
JULY 1, 1987 - JUNE 30, 1988

	JURY TRIALS	NON-JURY TRIALS	GUILTY PLEAS	BOND FORFEITURES	DISMISSALS	TOTAL DISPOSITIONS
DISTRICT 24						
CREEK	0	2	52	1	13	68
OKFUSKEE	0	29	37	4	12	82
OKMULGEE	1	1	75	0	1	78
	-----	-----	-----	-----	-----	-----
DISTRICT TOTALS	1	32	164	5	26	228
DISTRICT 25						
ATOKA	0	0	88	4	13	105
COAL	0	0	28	0	3	31
	-----	-----	-----	-----	-----	-----
DISTRICT TOTALS	0	0	116	4	16	136
DISTRICT 26						
CANADIAN	0	3	208	0	8	219
	-----	-----	-----	-----	-----	-----
DISTRICT TOTALS	0	3	208	0	8	219
	-----	-----	-----	-----	-----	-----
STATEWIDE TOTALS	34	398	7,662	108	1,298	9,500

CASELOAD INVENTORY FOR  
CRIMINAL MISDEMEANOR LITIGATION - TRAFFIC  
JULY 1, 1987 - JUNE 30, 1988

	CASES PENDING 7/01/87	CASES FILED	TOTAL CASELOAD	CASES DISPOSED	PERCENT OF CASELOAD TERMINATED	CASES PENDING 6/30/88
DISTRICT 01						
BEAVER	271	630	901	724	80.3	177
CIMARRON	100	739	839	684	81.5	155
HARPER	110	543	653	509	77.9	144
TEXAS	554	2,018	2,572	1,961	76.2	611
	-----	-----	-----	-----	-----	-----
DISTRICT TOTALS	1,035	3,930	4,965	3,878	78.1	1,087
DISTRICT 02						
BECKHAM	1,525	1,960	3,485	1,672	47.9	1,813
CUSTER	1,126	3,283	4,409	3,020	68.5	1,389
ELLIS	254	345	599	553	92.3	46
GREER	833	609	1,442	459	31.8	983
HARMON	72	290	362	318	87.8	44
ROGER MILLS	133	568	701	484	69.0	217
	-----	-----	-----	-----	-----	-----
DISTRICT TOTALS	3,943	7,055	10,998	6,506	59.1	4,492
DISTRICT 03						
JACKSON	710	2,059	2,769	1,928	69.6	841
KIOWA	421	1,111	1,532	1,045	68.2	487
TILLMAN	297	1,519	1,816	1,347	74.1	469
WASHITA	403	1,547	1,950	1,454	74.5	496
	-----	-----	-----	-----	-----	-----
DISTRICT TOTALS	1,831	6,236	8,067	5,774	71.5	2,293
DISTRICT 04						
ALFALFA	85	531	616	496	80.5	120
BLAINE	415	2,319	2,734	2,336	85.4	398
DEWEY	330	1,343	1,673	1,390	83.0	283
GARFIELD	604	2,738	3,342	2,516	75.2	826
GRANT	114	525	639	475	74.3	164
KINGFISHER	444	1,994	2,438	1,858	76.2	580
MCCLAIN	1,654	2,204	3,858	1,712	44.3	2,146
WOODS	98	722	820	682	83.1	138
WOODWARD	1,072	3,130	4,202	2,846	67.7	1,356
	-----	-----	-----	-----	-----	-----
DISTRICT TOTALS	4,816	15,506	20,322	14,311	70.4	6,011

CASELOAD INVENTORY FOR  
CRIMINAL MISDEMEANOR LITIGATION - TRAFFIC  
JULY 1, 1987 - JUNE 30, 1988

	CASES PENDING 7/01/87	CASES FILED	TOTAL CASELOAD	CASES DISPOSED	PERCENT OF CASELOAD TERMINATED	CASES PENDING 6/30/88
DISTRICT 05						
COMANCHE	6,769	4,961	11,730	4,655	39.6	7,075
COTTON	124	737	861	756	87.8	105
JEFFERSON	302	1,195	1,497	1,124	75.0	373
STEPHENS	565	1,497	2,062	1,458	70.7	604
	-----	-----	-----	-----	-----	-----
DISTRICT TOTALS	7,760	8,390	16,150	7,993	49.4	8,157
 DISTRICT 06						
CADDO	696	2,525	3,221	2,500	77.6	721
GRADY	4,540	3,531	8,071	5,018	62.1	3,053
	-----	-----	-----	-----	-----	-----
DISTRICT TOTALS	5,236	6,056	11,292	7,518	66.5	3,774
 DISTRICT 07						
OKLAHOMA	35,461	16,194	51,655	9,328	18.0	42,327
	-----	-----	-----	-----	-----	-----
DISTRICT TOTALS	35,461	16,194	51,655	9,328	18.0	42,327
 DISTRICT 08						
KAY	400	4,857	5,257	4,268	81.1	989
NOBLE	2,217	3,678	5,895	3,704	62.8	2,191
	-----	-----	-----	-----	-----	-----
DISTRICT TOTALS	2,617	8,535	11,152	7,972	71.4	3,180
 DISTRICT 09						
LOGAN	2,383	3,608	5,991	3,917	65.3	2,074
PAYNE	3,004	5,396	8,400	5,036	59.9	3,364
	-----	-----	-----	-----	-----	-----
DISTRICT TOTALS	5,387	9,004	14,391	8,953	62.2	5,438
 DISTRICT 10						
OSAGE	763	2,608	3,371	2,613	77.5	758
	-----	-----	-----	-----	-----	-----
DISTRICT TOTALS	763	2,608	3,371	2,613	77.5	758
 DISTRICT 11						
NOWATA	214	1,179	1,393	1,138	81.6	255
WASHINGTON	563	1,291	1,854	1,220	65.8	634
	-----	-----	-----	-----	-----	-----
DISTRICT TOTALS	777	2,470	3,247	2,358	72.6	889

CASELOAD INVENTORY FOR  
CRIMINAL MISDEMEANOR LITIGATION - TRAFFIC  
JULY 1, 1987 - JUNE 30, 1988

	CASES PENDING 7/01/87	CASES FILED	TOTAL CASELOAD	CASES DISPOSED	PERCENT OF CASELOAD TERMINATED	CASES PENDING 6/30/88
DISTRICT 12						
CRAIG	1,790	2,021	3,811	1,820	47.7	1,991
MCINTOSH	735	1,850	2,585	1,686	65.2	899
ROGERS	2,557	3,526	6,083	3,313	54.4	2,770
	-----	-----	-----	-----	-----	-----
DISTRICT TOTALS	5,082	7,397	12,479	6,819	54.6	5,660
DISTRICT 13						
DELAWARE	550	646	1,196	515	43.0	681
OTTAWA	489	1,930	2,419	1,873	77.4	546
	-----	-----	-----	-----	-----	-----
DISTRICT TOTALS	1,039	2,576	3,615	2,388	66.0	1,227
DISTRICT 14						
PAWNEE	702	1,635	2,337	1,462	62.5	875
TULSA	6,332	15,619	21,951	14,894	67.8	7,057
	-----	-----	-----	-----	-----	-----
DISTRICT TOTALS	7,034	17,254	24,288	16,356	67.3	7,932
DISTRICT 15						
ADAIR	732	1,660	2,392	1,695	70.8	697
CHEROKEE	1,453	1,850	3,303	1,679	50.8	1,624
MUSKOGEE	848	3,964	4,812	3,539	73.5	1,273
SEQUOYAH	3,503	3,180	6,683	2,336	34.9	4,347
WAGONER	1,672	5,458	7,130	6,064	85.0	1,066
	-----	-----	-----	-----	-----	-----
DISTRICT TOTALS	8,208	16,112	24,320	15,313	62.9	9,007
DISTRICT 16						
HASKELL	108	587	695	450	64.7	245
LATIMER	154	566	720	670	93.0	50
LE FLORE	1,220	1,987	3,207	1,865	58.1	1,342
	-----	-----	-----	-----	-----	-----
DISTRICT TOTALS	1,482	3,140	4,622	2,985	64.5	1,637
DISTRICT 17						
CHOCTAW	1,700	1,657	3,357	1,237	36.8	2,120
MARSHALL	157	898	1,055	858	81.3	197
PUSHMATAHA	474	2,153	2,627	1,923	73.2	704
	-----	-----	-----	-----	-----	-----
DISTRICT TOTALS	2,331	4,708	7,039	4,018	57.0	3,021

CASELOAD INVENTORY FOR  
CRIMINAL MISDEMEANOR LITIGATION - TRAFFIC  
JULY 1, 1987 - JUNE 30, 1988

	CASES PENDING 7/01/87	CASES FILED	TOTAL CASELOAD	CASES DISPOSED	PERCENT OF CASELOAD TERMINATED	CASES PENDING 6/30/88
DISTRICT 18						
MAYES	377	2,811	3,188	2,464	77.2	724
PITTSBURG	1,861	3,976	5,837	3,446	59.0	2,391
	-----	-----	-----	-----	-----	-----
DISTRICT TOTALS	2,238	6,787	9,025	5,910	65.4	3,115
DISTRICT 19						
BRYAN	818	2,943	3,761	3,148	83.7	613
	-----	-----	-----	-----	-----	-----
DISTRICT TOTALS	818	2,943	3,761	3,148	83.7	613
DISTRICT 20						
CARTER	1,990	1,657	3,647	1,387	38.0	2,260
JOHNSTON	137	1,205	1,342	1,140	84.9	202
LOVE	1,746	960	2,706	800	29.5	1,906
MCCURTAIN	1,975	2,817	4,792	2,762	57.6	2,030
MURRAY	1,157	2,173	3,330	2,409	72.3	921
	-----	-----	-----	-----	-----	-----
DISTRICT TOTALS	7,005	8,812	15,817	8,498	53.7	7,319
DISTRICT 21						
CLEVELAND	1,418	4,191	5,609	3,583	63.8	2,026
GARVIN	725	3,073	3,798	2,690	70.8	1,108
MAJOR	171	1,508	1,679	1,418	84.4	261
	-----	-----	-----	-----	-----	-----
DISTRICT TOTALS	2,314	8,772	11,086	7,691	69.3	3,395
DISTRICT 22						
HUGHES	242	1,281	1,523	1,115	73.2	408
PONTOTOC	861	1,368	2,229	2,154	96.6	75
SEMINOLE	978	2,573	3,551	1,931	54.3	1,620
	-----	-----	-----	-----	-----	-----
DISTRICT TOTALS	2,081	5,222	7,303	5,200	71.2	2,103
DISTRICT 23						
LINCOLN	1,819	3,020	4,839	2,609	53.9	2,230
POTTAWATOMIE	1,215	4,846	6,061	4,534	74.8	1,527
	-----	-----	-----	-----	-----	-----
DISTRICT TOTALS	3,034	7,866	10,900	7,143	65.5	3,757

CASELOAD INVENTORY FOR  
CRIMINAL MISDEMEANOR LITIGATION - TRAFFIC  
JULY 1, 1987 - JUNE 30, 1988

	CASES PENDING 7/01/87	CASES FILED	TOTAL CASELOAD	CASES DISPOSED	PERCENT OF CASELOAD TERMINATED	CASES PENDING 6/30/88
DISTRICT 24						
CREEK	3,932	4,648	8,580	3,924	45.7	4,656
OKFUSKEE	890	1,456	2,346	1,148	48.9	1,198
OKMULGEE	248	1,110	1,358	929	68.4	429
	-----	-----	-----	-----	-----	-----
DISTRICT TOTALS	5,070	7,214	12,284	6,001	48.8	6,283
 DISTRICT 25						
ATOKA	342	2,695	3,037	2,496	82.1	541
COAL	232	752	984	635	64.5	349
	-----	-----	-----	-----	-----	-----
DISTRICT TOTALS	574	3,447	4,021	3,131	77.8	890
 DISTRICT 26						
CANADIAN	1,728	4,857	6,585	4,297	65.2	2,288
	-----	-----	-----	-----	-----	-----
DISTRICT TOTALS	1,728	4,857	6,585	4,297	65.2	2,288
	-----	-----	-----	-----	-----	-----
STATEWIDE TOTALS	119,664	193,091	312,755	176,102	56.3	136,653

CASELOAD INVENTORY FOR  
CRIMINAL MISDEMEANOR DISPOSITIONS - TRAFFIC  
JULY 1, 1987 - JUNE 30, 1988

	JURY TRIALS	NON-JURY TRIALS	GUILTY PLEAS	BOND FORFEITURES	DISMISSALS	TOTAL DISPOSITIONS
DISTRICT 01						
BEAVER	0	0	591	89	44	724
CIMARRON	2	4	605	11	62	684
HARPER	0	3	414	30	62	509
TEXAS	3	9	1,551	119	279	1,961
	-----	-----	-----	-----	-----	-----
DISTRICT TOTALS	5	16	3,161	249	447	3,878
DISTRICT 02						
BECKHAM	1	0	796	336	539	1,672
CUSTER	0	15	336	2,379	290	3,020
ELLIS	0	0	16	272	265	553
GREER	0	2	440	0	17	459
HARMON	0	0	230	9	79	318
ROGER MILLS	0	0	118	293	73	484
	-----	-----	-----	-----	-----	-----
DISTRICT TOTALS	1	17	1,936	3,289	1,263	6,506
DISTRICT 03						
JACKSON	0	54	1,593	87	194	1,928
KIOWA	1	0	886	11	147	1,045
TILLMAN	0	13	1,234	21	79	1,347
WASHITA	0	13	825	530	86	1,454
	-----	-----	-----	-----	-----	-----
DISTRICT TOTALS	1	80	4,538	649	506	5,774
DISTRICT 04						
ALFALFA	0	0	269	153	74	496
BLAINE	0	21	976	1,112	227	2,336
DEWEY	0	3	246	891	250	1,390
GARFIELD	0	11	1,635	426	444	2,516
GRANT	0	0	430	0	45	475
KINGFISHER	1	2	1,646	17	192	1,858
MCCLAIN	0	66	1,165	60	421	1,712
WOODS	0	1	587	26	68	682
WOODWARD	0	26	1,823	741	256	2,846
	-----	-----	-----	-----	-----	-----
DISTRICT TOTALS	1	130	8,777	3,426	1,977	14,311

CASELOAD INVENTORY FOR  
CRIMINAL MISDEMEANOR DISPOSITIONS - TRAFFIC  
JULY 1, 1987 - JUNE 30, 1988

	JURY TRIALS	NON-JURY TRIALS	GUILTY PLEAS	BOND FORFEITURES	DISMISSALS	TOTAL DISPOSITIONS
DISTRICT 05						
COMANCHE	3	0	3,822	0	830	4,655
COTTON	0	7	338	349	62	756
JEFFERSON	0	1	933	18	172	1,124
STEPHENS	1	356	858	38	205	1,458
	-----	-----	-----	-----	-----	-----
DISTRICT TOTALS	4	364	5,951	405	1,269	7,993
DISTRICT 06						
CADDO	0	15	2,392	58	35	2,500
GRADY	0	155	2,657	4	2,202	5,018
	-----	-----	-----	-----	-----	-----
DISTRICT TOTALS	0	170	5,049	62	2,237	7,518
DISTRICT 07						
OKLAHOMA	0	132	2,611	4,803	1,782	9,328
	-----	-----	-----	-----	-----	-----
DISTRICT TOTALS	0	132	2,611	4,803	1,782	9,328
DISTRICT 08						
KAY	4	0	1,933	2,059	272	4,268
NOBLE	0	0	2,827	62	815	3,704
	-----	-----	-----	-----	-----	-----
DISTRICT TOTALS	4	0	4,760	2,121	1,087	7,972
DISTRICT 09						
LOGAN	0	34	2,301	434	1,148	3,917
PAYNE	0	501	3,586	306	643	5,036
	-----	-----	-----	-----	-----	-----
DISTRICT TOTALS	0	535	5,887	740	1,791	8,953
DISTRICT 10						
OSAGE	3	30	1,331	687	562	2,613
	-----	-----	-----	-----	-----	-----
DISTRICT TOTALS	3	30	1,331	687	562	2,613
DISTRICT 11						
NOWATA	0	133	337	482	186	1,138
WASHINGTON	2	0	879	163	176	1,220
	-----	-----	-----	-----	-----	-----
DISTRICT TOTALS	2	133	1,216	645	362	2,358

CASELOAD INVENTORY FOR  
CRIMINAL MISDEMEANOR DISPOSITIONS - TRAFFIC  
JULY 1, 1987 - JUNE 30, 1988

	JURY TRIALS	NON-JURY TRIALS	GUILTY PLEAS	BOND FORFEITURES	DISMISSALS	TOTAL DISPOSITIONS
DISTRICT 12						
CRAIG	4	1	1,525	151	139	1,820
MCINTOSH	0	29	1,227	268	162	1,686
ROGERS	1	375	1,344	894	699	3,313
	-----	-----	-----	-----	-----	-----
DISTRICT TOTALS	5	405	4,096	1,313	1,000	6,819
DISTRICT 13						
DELAWARE	0	3	394	2	116	515
OTTAWA	0	8	295	1,275	295	1,873
	-----	-----	-----	-----	-----	-----
DISTRICT TOTALS	0	11	689	1,277	411	2,388
DISTRICT 14						
PAWNEE	0	0	809	423	230	1,462
TULSA	0	32	12,674	181	2,007	14,894
	-----	-----	-----	-----	-----	-----
DISTRICT TOTALS	0	32	13,483	604	2,237	16,356
DISTRICT 15						
ADAIR	0	129	1,160	0	406	1,695
CHEROKEE	0	10	1,071	104	494	1,679
MUSKOGEE	0	57	3,082	35	365	3,539
SEQUOYAH	0	102	1,660	305	269	2,336
WAGONER	0	25	5,912	44	83	6,064
	-----	-----	-----	-----	-----	-----
DISTRICT TOTALS	0	323	12,885	488	1,617	15,313
DISTRICT 16						
HASKELL	0	25	71	253	101	450
LATIMER	0	9	553	3	105	670
LE FLORE	0	0	1,075	46	744	1,865
	-----	-----	-----	-----	-----	-----
DISTRICT TOTALS	0	34	1,699	302	950	2,985
DISTRICT 17						
CHOCTAW	0	18	770	37	412	1,237
MARSHALL	0	6	764	15	73	858
PUSHMATAHA	0	5	954	356	608	1,923
	-----	-----	-----	-----	-----	-----
DISTRICT TOTALS	0	29	2,488	408	1,093	4,018

CASELOAD INVENTORY FOR  
CRIMINAL MISDEMEANOR DISPOSITIONS - TRAFFIC  
JULY 1, 1987 - JUNE 30, 1988

	JURY TRIALS	NON-JURY TRIALS	GUILTY PLEAS	BOND FORFEITURES	DISMISSALS	TOTAL DISPOSITIONS
DISTRICT 18						
MAYES	0	1	1,364	936	163	2,464
PITTSBURG	5	1,884	927	3	627	3,446
	-----	-----	-----	-----	-----	-----
DISTRICT TOTALS	5	1,885	2,291	939	790	5,910
DISTRICT 19						
BRYAN	0	11	1,500	588	1,049	3,148
	-----	-----	-----	-----	-----	-----
DISTRICT TOTALS	0	11	1,500	588	1,049	3,148
DISTRICT 20						
CARTER	0	0	1,272	1	114	1,387
JOHNSTON	1	2	983	15	139	1,140
LOVE	0	1	651	36	112	800
MCCURTAIN	0	283	2,227	58	194	2,762
MURRAY	0	750	1,352	142	165	2,409
	-----	-----	-----	-----	-----	-----
DISTRICT TOTALS	1	1,036	6,485	252	724	8,498
DISTRICT 21						
CLEVELAND	0	244	2,881	20	438	3,583
GARVIN	0	62	2,136	126	366	2,690
MAJOR	0	17	1,207	76	118	1,418
	-----	-----	-----	-----	-----	-----
DISTRICT TOTALS	0	323	6,224	222	922	7,691
DISTRICT 22						
HUGHES	0	0	1,023	9	83	1,115
PONTOTOC	1	39	1,043	977	94	2,154
SEMINOLE	1	11	1,635	14	270	1,931
	-----	-----	-----	-----	-----	-----
DISTRICT TOTALS	2	50	3,701	1,000	447	5,200
DISTRICT 23						
LINCOLN	1	81	2,040	269	218	2,609
POTTAWATOMIE	2	1	3,040	24	1,467	4,534
	-----	-----	-----	-----	-----	-----
DISTRICT TOTALS	3	82	5,080	293	1,685	7,143

CASELOAD INVENTORY FOR  
CRIMINAL MISDEMEANOR DISPOSITIONS - TRAFFIC  
JULY 1, 1987 - JUNE 30, 1988

	JURY TRIALS	NON-JURY TRIALS	GUILTY PLEAS	BOND FORFEITURES	DISMISSALS	TOTAL DISPOSITIONS
DISTRICT 24						
CREEK	0	580	1,353	1,355	636	3,924
OKFUSKEE	0	4	744	322	78	1,148
OKMULGEE	0	1	796	29	103	929
	-----	-----	-----	-----	-----	-----
DISTRICT TOTALS	0	585	2,893	1,706	817	6,001
DISTRICT 25						
ATOKA	0	0	1,054	1,040	402	2,496
COAL	0	0	188	365	82	635
	-----	-----	-----	-----	-----	-----
DISTRICT TOTALS	0	0	1,242	1,405	484	3,131
DISTRICT 26						
CANADIAN	2	78	3,011	29	1,177	4,297
	-----	-----	-----	-----	-----	-----
DISTRICT TOTALS	2	78	3,011	29	1,177	4,297
	-----	-----	-----	-----	-----	-----
STATEWIDE TOTALS	39	6,491	112,984	27,902	28,686	176,102

CASELOAD INVENTORY FOR  
CRIMINAL MISDEMEANOR LITIGATION - NON-MOTOR VEHICLE  
JULY 1, 1987 - JUNE 30, 1988

	CASES PENDING 7/01/87	CASES FILED	TOTAL CASELOAD	CASES DISPOSED	PERCENT OF CASELOAD TERMINATED	CASES PENDING 6/30/88
DISTRICT 01						
BEAVER	108	108	216	105	48.6	111
CIMARRON	14	71	85	69	81.1	16
HARPER	59	65	124	63	50.8	61
TEXAS	334	200	534	187	35.0	347
	-----	-----	-----	-----	-----	-----
DISTRICT TOTALS	515	444	959	424	44.2	535
DISTRICT 02						
BECKHAM	62	239	301	176	58.4	125
CUSTER	33	240	273	237	86.8	36
ELLIS	72	47	119	73	61.3	46
GREER	247	186	433	147	33.9	286
HARMON	16	32	48	36	75.0	12
ROGER MILLS	30	74	104	64	61.5	40
	-----	-----	-----	-----	-----	-----
DISTRICT TOTALS	460	818	1,278	733	57.3	545
DISTRICT 03						
JACKSON	619	219	838	186	22.2	652
KIOWA	132	144	276	131	47.4	145
TILLMAN	17	81	98	74	75.5	24
WASHITA	125	70	195	94	48.2	101
	-----	-----	-----	-----	-----	-----
DISTRICT TOTALS	893	514	1,407	485	34.4	922
DISTRICT 04						
ALFALFA	37	68	105	59	56.1	46
BLAINE	203	240	443	261	58.9	182
DEWEY	64	174	238	184	77.3	54
GARFIELD	670	267	937	220	23.4	717
GRANT	43	102	145	99	68.2	46
KINGFISHER	147	357	504	342	67.8	162
MCCLAIN	240	202	442	94	21.2	348
WOODS	48	109	157	111	70.7	46
WOODWARD	376	170	546	160	29.3	386
	-----	-----	-----	-----	-----	-----
DISTRICT TOTALS	1,828	1,689	3,517	1,530	43.5	1,987

CASELOAD INVENTORY FOR  
CRIMINAL MISDEMEANOR LITIGATION - NON-MOTOR VEHICLE  
JULY 1, 1987 - JUNE 30, 1988

	CASES PENDING 7/01/87	CASES FILED	TOTAL CASELOAD	CASES DISPOSED	PERCENT OF CASELOAD TERMINATED	CASES PENDING 6/30/88
DISTRICT 05						
COMANCHE	1,369	850	2,219	462	20.8	1,757
COTTON	47	91	138	97	70.2	41
JEFFERSON	107	243	350	251	71.7	99
STEPHENS	449	157	606	290	47.8	316
	-----	-----	-----	-----	-----	-----
DISTRICT TOTALS	1,972	1,341	3,313	1,100	33.2	2,213
 DISTRICT 06						
CADDO	248	563	811	567	69.9	244
GRADY	1,149	239	1,388	656	47.2	732
	-----	-----	-----	-----	-----	-----
DISTRICT TOTALS	1,397	802	2,199	1,223	55.6	976
 DISTRICT 07						
OKLAHOMA	13,284	2,538	15,822	1,664	10.5	14,158
	-----	-----	-----	-----	-----	-----
DISTRICT TOTALS	13,284	2,538	15,822	1,664	10.5	14,158
 DISTRICT 08						
KAY	103	253	356	248	69.6	108
NOBLE	16	102	118	97	82.2	21
	-----	-----	-----	-----	-----	-----
DISTRICT TOTALS	119	355	474	345	72.7	129
 DISTRICT 09						
LOGAN	350	459	809	534	66.0	275
PAYNE	839	582	1,421	524	36.8	897
	-----	-----	-----	-----	-----	-----
DISTRICT TOTALS	1,189	1,041	2,230	1,058	47.4	1,172
 DISTRICT 10						
OSAGE	363	473	836	472	56.4	364
	-----	-----	-----	-----	-----	-----
DISTRICT TOTALS	363	473	836	472	56.4	364
 DISTRICT 11						
NOWATA	61	198	259	179	69.1	80
WASHINGTON	199	487	686	484	70.5	202
	-----	-----	-----	-----	-----	-----
DISTRICT TOTALS	260	685	945	663	70.1	282

CASELOAD INVENTORY FOR  
CRIMINAL MISDEMEANOR LITIGATION - NON-MOTOR VEHICLE  
JULY 1, 1987 - JUNE 30, 1988

	CASES PENDING 7/01/87	CASES FILED	TOTAL CASELOAD	CASES DISPOSED	PERCENT OF CASELOAD TERMINATED	CASES PENDING 6/30/88
DISTRICT 12						
CRAIG	133	301	434	309	71.2	125
MCINTOSH	119	315	434	324	74.6	110
ROGERS	409	889	1,298	796	61.3	502
	-----	-----	-----	-----	-----	-----
DISTRICT TOTALS	661	1,505	2,166	1,429	65.9	737
DISTRICT 13						
DELAWARE	670	724	1,394	829	59.4	565
OTTAWA	370	1,030	1,400	968	69.1	432
	-----	-----	-----	-----	-----	-----
DISTRICT TOTALS	1,040	1,754	2,794	1,797	64.3	997
DISTRICT 14						
PAWNEE	82	216	298	192	64.4	106
TULSA	2,323	2,004	4,327	1,364	31.5	2,963
	-----	-----	-----	-----	-----	-----
DISTRICT TOTALS	2,405	2,220	4,625	1,556	33.6	3,069
DISTRICT 15						
ADAIR	326	311	637	357	56.0	280
CHEROKEE	784	804	1,588	821	51.7	767
MUSKOGEE	150	530	680	505	74.2	175
SEQUOYAH	863	224	1,087	137	12.6	950
WAGONER	222	880	1,102	824	74.7	278
	-----	-----	-----	-----	-----	-----
DISTRICT TOTALS	2,345	2,749	5,094	2,644	51.9	2,450
DISTRICT 16						
HASKELL	169	174	343	119	34.6	224
LATIMER	83	332	415	244	58.8	171
LE FLORE	271	911	1,182	693	58.6	489
	-----	-----	-----	-----	-----	-----
DISTRICT TOTALS	523	1,417	1,940	1,056	54.4	884
DISTRICT 17						
CHOCTAW	282	388	670	279	41.6	391
MARSHALL	36	183	219	187	85.3	32
PUSHMATAHA	285	209	494	152	30.7	342
	-----	-----	-----	-----	-----	-----
DISTRICT TOTALS	603	780	1,383	618	44.6	765

CASELOAD INVENTORY FOR  
CRIMINAL MISDEMEANOR LITIGATION - NON-MOTOR VEHICLE  
JULY 1, 1987 - JUNE 30, 1988

	CASES PENDING 7/01/87	CASES FILED	TOTAL CASELOAD	CASES DISPOSED	PERCENT OF CASELOAD TERMINATED	CASES PENDING 6/30/88
DISTRICT 18						
MAYES	51	381	432	322	74.5	110
PITTSBURG	389	431	820	343	41.8	477
	-----	-----	-----	-----	-----	-----
DISTRICT TOTALS	440	812	1,252	665	53.1	587
 DISTRICT 19						
BRYAN	298	434	732	465	63.5	267
	-----	-----	-----	-----	-----	-----
DISTRICT TOTALS	298	434	732	465	63.5	267
 DISTRICT 20						
CARTER	339	306	645	263	40.7	382
JOHNSTON	75	356	431	391	90.7	40
LOVE	165	145	310	115	37.1	195
MCCURTAIN	260	329	589	494	83.8	95
MURRAY	36	124	160	141	88.1	19
	-----	-----	-----	-----	-----	-----
DISTRICT TOTALS	875	1,260	2,135	1,404	65.7	731
 DISTRICT 21						
CLEVELAND	1,545	1,984	3,529	1,311	37.1	2,218
GARVIN	276	309	585	319	54.5	266
MAJOR	186	82	268	90	33.5	178
	-----	-----	-----	-----	-----	-----
DISTRICT TOTALS	2,007	2,375	4,382	1,720	39.2	2,662
 DISTRICT 22						
HUGHES	109	174	283	175	61.8	108
PONTOTOC	432	746	1,178	1,078	91.5	100
SEMINOLE	395	322	717	260	36.2	457
	-----	-----	-----	-----	-----	-----
DISTRICT TOTALS	936	1,242	2,178	1,513	69.4	665
 DISTRICT 23						
LINCOLN	213	204	417	174	41.7	243
POTTAWATOMIE	277	384	661	520	78.6	141
	-----	-----	-----	-----	-----	-----
DISTRICT TOTALS	490	588	1,078	694	64.3	384

CASELOAD INVENTORY FOR  
CRIMINAL MISDEMEANOR LITIGATION - NON-MOTOR VEHICLE  
JULY 1, 1987 - JUNE 30, 1988

	CASES PENDING 7/01/87	CASES FILED	TOTAL CASELOAD	CASES DISPOSED	PERCENT OF CASELOAD TERMINATED	CASES PENDING 6/30/88
DISTRICT 24						
CREEK	1,111	488	1,599	552	34.5	1,047
OKFUSKEE	133	131	264	92	34.8	172
OKMULGEE	42	386	428	363	84.8	65
	-----	-----	-----	-----	-----	-----
DISTRICT TOTALS	1,286	1,005	2,291	1,007	43.9	1,284
 DISTRICT 25						
ATOKA	117	245	362	283	78.1	79
COAL	47	132	179	118	65.9	61
	-----	-----	-----	-----	-----	-----
DISTRICT TOTALS	164	377	541	401	74.1	140
 DISTRICT 26						
CANADIAN	798	526	1,324	384	29.0	940
	-----	-----	-----	-----	-----	-----
DISTRICT TOTALS	798	526	1,324	384	29.0	940
	-----	-----	-----	-----	-----	-----
STATEWIDE TOTALS	37,151	29,744	66,895	27,050	40.4	39,845

CASELOAD INVENTORY FOR  
CRIMINAL MISDEMEANOR DISPOSITIONS - NON-MOTOR VEHICLE  
JULY 1, 1987 - JUNE 30, 1988

	JURY TRIALS	NON-JURY TRIALS	GUILTY PLEAS	BOND FORFEITURES	DISMISSALS	TOTAL DISPOSITIONS
DISTRICT 01						
BEAVER	0	2	80	3	20	105
CIMARRON	0	0	47	12	10	69
HARPER	0	0	36	0	27	63
TEXAS	0	1	128	0	58	187
	-----	-----	-----	-----	-----	-----
DISTRICT TOTALS	0	3	291	15	115	424
DISTRICT 02						
BECKHAM	1	5	115	25	30	176
CUSTER	0	13	112	71	41	237
ELLIS	1	1	25	12	34	73
GREER	8	0	125	2	12	147
HARMON	0	0	23	9	4	36
ROGER MILLS	0	0	46	3	15	64
	-----	-----	-----	-----	-----	-----
DISTRICT TOTALS	10	19	446	122	136	733
DISTRICT 03						
JACKSON	0	129	31	9	17	186
KIOWA	0	1	115	0	15	131
TILLMAN	0	9	53	1	11	74
WASHITA	0	0	45	0	49	94
	-----	-----	-----	-----	-----	-----
DISTRICT TOTALS	0	139	244	10	92	485
DISTRICT 04						
ALFALFA	0	0	34	0	25	59
BLAINE	0	1	110	17	133	261
DEWEY	0	0	129	27	28	184
GARFIELD	0	0	80	0	140	220
GRANT	0	0	78	0	21	99
KINGFISHER	0	3	269	2	68	342
MCCLAIN	1	19	39	0	35	94
WOODS	1	4	64	1	41	111
WOODWARD	0	68	59	6	27	160
	-----	-----	-----	-----	-----	-----
DISTRICT TOTALS	2	95	862	53	518	1,530

CASELOAD INVENTORY FOR  
CRIMINAL MISDEMEANOR DISPOSITIONS - NON-MOTOR VEHICLE  
JULY 1, 1987 - JUNE 30, 1988

	JURY TRIALS	NON-JURY TRIALS	GUILTY PLEAS	BOND FORFEITURES	DISMISSALS	TOTAL DISPOSITIONS
DISTRICT 05						
COMANCHE	18	0	401	0	43	462
COTTON	3	0	48	15	31	97
JEFFERSON	0	3	176	2	70	251
STEPHENS	1	23	119	0	147	290
	-----	-----	-----	-----	-----	-----
DISTRICT TOTALS	22	26	744	17	291	1,100
DISTRICT 06						
CADDO	1	0	522	15	29	567
GRADY	7	0	193	0	456	656
	-----	-----	-----	-----	-----	-----
DISTRICT TOTALS	8	0	715	15	485	1,223
DISTRICT 07						
OKLAHOMA	32	12	1,044	0	576	1,664
	-----	-----	-----	-----	-----	-----
DISTRICT TOTALS	32	12	1,044	0	576	1,664
DISTRICT 08						
KAY	5	0	195	11	37	248
NOBLE	0	2	74	0	21	97
	-----	-----	-----	-----	-----	-----
DISTRICT TOTALS	5	2	269	11	58	345
DISTRICT 09						
LOGAN	2	1	299	6	226	534
PAYNE	0	5	256	19	244	524
	-----	-----	-----	-----	-----	-----
DISTRICT TOTALS	2	6	555	25	470	1,058
DISTRICT 10						
OSAGE	1	3	305	59	104	472
	-----	-----	-----	-----	-----	-----
DISTRICT TOTALS	1	3	305	59	104	472
DISTRICT 11						
NOWATA	2	3	119	7	48	179
WASHINGTON	3	3	368	0	110	484
	-----	-----	-----	-----	-----	-----
DISTRICT TOTALS	5	6	487	7	158	663

CASELOAD INVENTORY FOR  
CRIMINAL MISDEMEANOR DISPOSITIONS - NON-MOTOR VEHICLE  
JULY 1, 1987 - JUNE 30, 1988

	JURY TRIALS	NON-JURY TRIALS	GUILTY PLEAS	BOND FORFEITURES	DISMISSALS	TOTAL DISPOSITIONS
DISTRICT 12						
CRAIG	0	0	249	0	60	309
MCINTOSH	1	1	242	8	72	324
ROGERS	2	247	209	81	257	796
	-----	-----	-----	-----	-----	-----
DISTRICT TOTALS	3	248	700	89	389	1,429
DISTRICT 13						
DELAWARE	3	1	593	12	220	829
OTTAWA	1	0	689	20	258	968
	-----	-----	-----	-----	-----	-----
DISTRICT TOTALS	4	1	1,282	32	478	1,797
DISTRICT 14						
PAWNEE	3	0	110	28	51	192
TULSA	16	22	651	0	675	1,364
	-----	-----	-----	-----	-----	-----
DISTRICT TOTALS	19	22	761	28	726	1,556
DISTRICT 15						
ADAIR	14	35	229	0	79	357
CHEROKEE	1	0	361	146	313	821
MUSKOGEE	2	3	216	128	156	505
SEQUOYAH	0	0	103	14	20	137
WAGONER	0	74	711	26	13	824
	-----	-----	-----	-----	-----	-----
DISTRICT TOTALS	17	112	1,620	314	581	2,644
DISTRICT 16						
HASKELL	0	0	81	2	36	119
LATIMER	0	1	163	23	57	244
LE FLORE	2	2	371	84	234	693
	-----	-----	-----	-----	-----	-----
DISTRICT TOTALS	2	3	615	109	327	1,056
DISTRICT 17						
CHOCTAW	0	23	184	35	37	279
MARSHALL	0	2	167	9	9	187
PUSHMATAHA	0	0	83	15	54	152
	-----	-----	-----	-----	-----	-----
DISTRICT TOTALS	0	25	434	59	100	618

CASELOAD INVENTORY FOR  
CRIMINAL MISDEMEANOR DISPOSITIONS - NON-MOTOR VEHICLE  
JULY 1, 1987 - JUNE 30, 1988

	JURY TRIALS	NON-JURY TRIALS	GUILTY PLEAS	BOND FORFEITURES	DISMISSALS	TOTAL DISPOSITIONS
DISTRICT 18						
MAYES	3	0	179	84	56	322
PITTSBURG	0	11	257	0	75	343
	-----	-----	-----	-----	-----	-----
DISTRICT TOTALS	3	11	436	84	131	665
DISTRICT 19						
BRYAN	0	1	167	6	291	465
	-----	-----	-----	-----	-----	-----
DISTRICT TOTALS	0	1	167	6	291	465
DISTRICT 20						
CARTER	9	17	180	11	46	263
JOHNSTON	1	3	270	30	87	391
LOVE	1	0	64	18	32	115
MCCURTAIN	8	120	269	28	69	494
MURRAY	0	21	68	17	35	141
	-----	-----	-----	-----	-----	-----
DISTRICT TOTALS	19	161	851	104	269	1,404
DISTRICT 21						
CLEVELAND	1	71	965	0	274	1,311
GARVIN	1	23	183	4	108	319
MAJOR	0	1	45	2	42	90
	-----	-----	-----	-----	-----	-----
DISTRICT TOTALS	2	95	1,193	6	424	1,720
DISTRICT 22						
HUGHES	0	9	144	0	22	175
PONTOTOC	1	196	661	1	219	1,078
SEMINOLE	1	10	153	7	89	260
	-----	-----	-----	-----	-----	-----
DISTRICT TOTALS	2	215	958	8	330	1,513
DISTRICT 23						
LINCOLN	0	0	143	18	13	174
POTTAWATOMIE	2	0	331	27	160	520
	-----	-----	-----	-----	-----	-----
DISTRICT TOTALS	2	0	474	45	173	694

CASELOAD INVENTORY FOR  
CRIMINAL MISDEMEANOR DISPOSITIONS - NON-MOTOR VEHICLE  
JULY 1, 1987 - JUNE 30, 1988

	JURY TRIALS	NON-JURY TRIALS	GUILTY PLEAS	BOND FORFEITURES	DISMISSALS	TOTAL DISPOSITIONS
DISTRICT 24						
CREEK	1	18	162	68	303	552
OKFUSKEE	0	30	43	6	13	92
OKMULGEE	2	2	238	9	112	363
	-----	-----	-----	-----	-----	-----
DISTRICT TOTALS	3	50	443	83	428	1,007
DISTRICT 25						
ATOKA	0	0	131	86	66	283
COAL	2	4	61	9	42	118
	-----	-----	-----	-----	-----	-----
DISTRICT TOTALS	2	4	192	95	108	401
DISTRICT 26						
CANADIAN	3	13	243	0	125	384
	-----	-----	-----	-----	-----	-----
DISTRICT TOTALS	3	13	243	0	125	384
	-----	-----	-----	-----	-----	-----
STATEWIDE TOTALS	168	1,272	16,331	1,396	7,883	27,050