

MARYLAND'S MISSING CHILDREN

1987 REPORT OF THE
MARYLAND CENTER FOR
MISSING CHILDREN

115947
2h6511

STATE OF MARYLAND
DEPARTMENT OF PUBLIC SAFETY AND CORRECTIONAL SERVICES
MARYLAND STATE POLICE

115947

U.S. Department of Justice
National Institute of Justice

This document has been reproduced exactly as received from the person or organization originating it. Points of view or opinions stated in this document are those of the authors and do not necessarily represent the official position or policies of the National Institute of Justice.

Permission to reproduce this copyrighted material has been granted by

~~Maryland Dept. of Public
Safety & Correctional Services~~
to the National Criminal Justice Reference Service (NCJRS).

Further reproduction outside of the NCJRS system requires permission of the copyright owner.

MISSING CHILDREN

IN

MARYLAND

CALENDAR YEAR 1987

NCJRS

MAR 10 1989

ACQUISITIONS

MARYLAND STATE POLICE

INTELLIGENCE UNIT

MARYLAND CENTER FOR MISSING CHILDREN

MARCH, 1988

115947



WILLIAM DONALD SCHAEFER
GOVERNOR

MELVIN A. STEINBERG
LT. GOVERNOR

STATE OF MARYLAND
DEPARTMENT OF
PUBLIC SAFETY AND CORRECTIONAL SERVICES

MARYLAND STATE POLICE
PIKESVILLE, MARYLAND 21208-3899
AREA CODE 301 486-3101
TTY FOR DEAF AREA CODE 301 486-0677

BISHOP L. ROBINSON
SECRETARY
PUBLIC SAFETY AND
CORRECTIONAL SERVICES

COLONEL ELMER H. TIPPETT
SUPERINTENDENT
MARYLAND STATE POLICE

May 12, 1988

The Honorable William Donald Schaefer
Governor of the State of Maryland
Executive Department
State House
Annapolis, Maryland 21404

Dear Governor Schaefer:

I am pleased to submit to you the Maryland State Police,
Maryland Center for Missing Children Annual Report for 1987.

July 1, 1985, marked a new era for Maryland citizens,
providing them with progressive legislation complementing
existing laws on child protection. On that same date the
State's clearinghouse for missing children was established as
The Maryland Center for Missing Children.

I am proud of the fact that the clearinghouse staff has
not only accomplished, but exceeded all expectations.
Recognition of their efforts has resulted in not only state,
but also national acclaim. As you will read in the succeeding
pages, the significance of the problem of missing children is
enormous. The fact that 11,000 Maryland children were reported
as missing in 1987 begins to illustrate domestic difficulties
in our society encompassing child victimization.

Although it is difficult to draw significant conclusions
from the information collected these first years, we do feel
this data will play an important role as a foundation for
subsequent efforts to combat the neglect and abuses to our most
precious resource, our children.

The Maryland State Police will continue its long standing
commitment of providing quality law enforcement services
through the efforts of personnel who serve the State
conscientiously and proudly.

Sincerely,

Elmer H. Tippett
Superintendent

EHT:ayc

TABLE OF CONTENTS

	<u>PAGE</u>
Introduction.....	1
Sources and Limitations of Data.....	5
Definitions of Terms.....	7
Cases Entered.....	9
Cases Reported by Month.....	11
Cases Reported by Area and County by Status.....	12
Reported Cases by Area.....	13
Characteristics of Reported Cases.....	14
Reported Cases by Status and Race.....	15
Cases Closed.....	16
Cases Cleared or Cancelled by Nature of Closure, Condition of Missing Person, and Reason for Disappearance.....	18
Children Located Out of State.....	19
Number of Days Between Case Entry and Case Closure.....	20
Open Cases.....	21
Characteristics of Open Cases.....	22
Open Cases by Age.....	23
Summary and Conclusions.....	24
Future Goals.....	28
APPENDIX A	
Enabling Legislation.....	30

APPENDIX B

Maryland State Police Missing Person Form.....33

APPENDIX C

TABLE A - Reported Cases by Month.....34

TABLE B - Reported Cases by Agency.....35

TABLE C - Reported Cases by MSP Barrack.....37

TABLE II: 1-23 Reported Cases by County.....39

TABLE D - Missing Children Located in Other States
by County of Residence.....62

TABLE VI: 1-22 Open Cases by County.....71

LIST OF TABLES

<u>Table #</u>	<u>Description</u>	<u>Page</u>
I	Reported Cases by County and Area by Status.....	12
II	Characteristics of Reported Cases by Status.....	14
III	Cases Cleared or Cancelled.....	18
IV	Children Located Out of State.....	20
V	Number of Days Between Case Entry and Case Closure.....	20
VI	Characteristics of Open Cases.....	22
A	Reported Cases by Month.....	34
B	Reported Cases by Agency.....	35
C	Reported Cases by MSP Barrack....	37
II: 1-23	Reported Cases by County.....	39
D	Children Located Out of State by County of Residence.....	62
IV: 1-22	Open Cases by County.....	71

LIST OF FIGURES

<u>Figure #</u>	<u>Description</u>	<u>Page</u>
1	Reported Cases by Month.....	11
2	Reported Cases by Area.....	13
3	Reported Cases by Race by Status.....	15
4	Open Cases by Age.....	23

INTRODUCTION

The State of Maryland's endeavors to confront the growing problems of missing and exploited children and missing persons generally came to fruition during 1985 as a major part of a broad legislative package initiated by Governor Harry Hughes.

The Governor's initiatives for children and youth included items of legislation mandating the timely and thorough investigation by all Maryland law enforcement agencies of reports of missing children, as well as the establishment of a clearinghouse at the State level to oversee the proper handling of such cases.

Prior efforts to bring about these necessary changes were fragmented and involved several committees from within state government, the Maryland State Police and the private sector. Although the committees functioned independently, their courses of action paralleled one another. Each developed informational studies from national sources to better comprehend the dynamics of the missing children dilemma and the often related problems of unidentified deceased persons and the sexual exploitation of children. The Behavioral Sciences Unit of the FBI and the National Center for Missing and Exploited Children were particularly helpful in providing much of the needed information. The committees next sought to determine the extent of these problems within Maryland. Statistical data, where available, was misleading, but more often non-existent. Uniform crime reports maintained by Maryland's Criminal Records Central Repository do

not provide for the delineation of missing person reports into specific categories such as adult or juvenile, parental kidnapping or abduction, etc., nor for the determination of other criminal offenses as they may relate to children. Faced with a lack of hard statistics, it became necessary to rely upon the ratio of such incidents found in given population studies developed by the FBI. These figures and NCIC entries for Maryland cases enabled the committees to conclude a significant problem existed in Maryland.

Studies concentrated on policies and procedures of the various law enforcement agencies in their handling of missing person investigations, found there were diverse approaches and attitudes and a general lack of coordination. The need for standardization of police action and record keeping was obvious.

Coordination of the committees and their efforts fell to the Governor's staff. Final reports and recommendations were evaluated and combined into a legislative package. During the 1985 session, the General Assembly, by amendment to Article 9, Section IX of the Annotated Code (Appendix A), created a State clearinghouse for missing children information within the State Police. The center is responsible for:

- (1) The receipt, collection, and distribution of general information and annual statistics regarding missing children.
- (2) The coordination of law enforcement agencies and other interested persons or groups within and outside the State regarding information on

children who have disappeared from or are thought to be located in Maryland.

The clearinghouse was established as the Maryland Center for Missing Children. It is operated by the Maryland State Police which is responsible for overall supervision, management and support.

MARYLAND CENTER FOR MISSING CHILDREN

GOALS:

1. To provide an authoritative resource in defining the nature and extent of the missing children problem in Maryland.
2. To provide a consistent source of information to the public, the media, state and federal agencies.
3. To assist the MSP and other law enforcement agencies with analytical and, when requested, investigative assistance in cases involving multiple jurisdictions.

OBJECTIVES:

1. To provide a central repository for information on missing children.
2. To compile and analyze data on missing children in Maryland.
3. To maintain case information for historical analysis.
4. To distribute statistical information on missing children.
5. To provide assistance to all law enforcement agencies in the State regarding missing children investigations.
6. To provide a toll-free hot line for information.
7. To cooperate with other state, federal, and private agencies in regard to missing children.
8. To maintain resource files of organizations concerning missing children.

SOURCES AND LIMITATIONS

The Maryland Center for Missing Children opens or closes a missing child case as the result of information received from these sources:

1. the electronic transmission of a missing person message from the state law enforcement communication system (MILES) to the national crime information system (NCIC)
2. a copy of the missing person report completed by a law enforcement agency when a child is reported missing

This information is validated monthly by comparing the Center's listing of cases with those provided by NCIC. Discrepancies in case listings occur for the following reasons:

1. information received by MCMC is incomplete
2. information received by MCMC is inaccurate
3. multiple cases are recorded for the same child or the same incident
4. closure data is not received promptly

The Missing Person Report (MSP FORM #79, Appendix B) was developed by the Maryland State Police to provide comprehensive information on each missing child to the Maryland Center for Missing Children. Some law enforcement agencies in the state prefer to use their own forms which may not contain some items of information included on Form 79.

The Center does not receive information on children who are missing but have not been reported to any law enforcement agency by the child's parent or guardian. Information may be incomplete on children who were missing but located before entry could be made into NCIC; or in cases of infants in the company of minor parents (who may or not be reported as missing); or those parental abduction cases where custody has yet to be established. If a murder or sexual assault occurs subsequent to the abduction of a child, the more serious crime will be reported. In most cases if the child is located before the crime is reported, no missing person report will be filed on the child. All data in this report refers to cases rather than to children.

Case closure data is incomplete for several reasons:

1. The closure screen for MILES which provides this data may not be completed by the reporting agency.
2. If the child was located in another state, or if the case was closed after the initial copy of the missing person report was forwarded, the Center may not receive complete closure information.
3. Accurate closure data is dependent on an investigative interview which is conducted with the child after he or she has been located or has returned home, and some agencies have not been able to provide the manpower to conduct these interviews.

DEFINITIONS

Law Enforcement Agency - a state, county or municipal police department or agency, or a sheriff's department

Missing Child - a person who is:

1. under the age of 18 years; and
2. the subject of a missing person report filed with a law enforcement agency in this state and whose whereabouts are unknown

Critically Missing Child - a missing child who:

1. has not been the subject of a prior missing person report; or
2. suffers from a mental or physical handicap or illness; or
3. whose disappearance is of a suspicious or dangerous nature; or
4. the person filing the report of a missing child has reason to believe that the missing child may have been abducted; or
5. has previously been the subject of a child abuse report filed with the state or local law enforcement agency; or
6. is under 14 years of age

MILES - Maryland Interagency Law Enforcement System

NCIC - National Crime Information Center

MCMC - Maryland Center for Missing Children

Cases Entered or Reported - refers to missing children cases reported to a law enforcement agency in Maryland and entered into NCIC

Cases Closed - refers to cases of missing children where the child has been located or returned and is no longer considered missing

Age - In all age distributions, the age is calculated as of the date the child was reported missing

Race - the race category "Other" includes Asian and Indian racial groups

County - refers to the political subdivisions of Maryland, i.e. Baltimore City and twenty-three counties

Area - the State of Maryland is divided into five areas:

1. Western Maryland - includes Garrett, Frederick, Washington, and Allegany counties
2. Baltimore Metropolitan - includes Baltimore City and the counties of Baltimore, Carroll, Harford, Howard and Anne Arundel
3. Washington Metropolitan - includes Montgomery and Prince George's counties
4. Southern Maryland - includes the counties of Calvert, Charles and Saint Mary's
5. Eastern Shore - includes Cecil, Kent, Queen Anne's, Dorchester, Caroline, Talbot, Somerset, Wicomico and Worcester counties

CASES ENTERED

There were 11,016 reported cases of missing children in Maryland in 1987. This number does not include those children who were missing but not reported to any law enforcement agency, or those children who were missing but located before entry could be made through MILES into NCIC.

Volume of cases reported varied during 1987 (Table A, Appendix C). More children were reported missing in the month of May than in any other single month (1068). Fewer children were reported missing in the month of December than in any other single month (744). The reporting volume suggests that children are more likely to be reported missing in the spring and fall of the year and less likely to be reported missing in either the winter or summer months. Figure 1 is a graphic representation of cases reported to the Center by the month of the report for 1986 and 1987.

Reporting volume also varied by area in Maryland, with the greatest number of cases reported in the metropolitan areas of Baltimore and Washington. Major state Juvenile Service Administration facilities are located in these two areas, and escapees from these institutions are included in the totals for these areas, even though the actual home residence of the child may be in one of the other areas of the state. Table I shows cases reported by area and county by the status of the case on December 31, 1987. The largest number of cases was reported by Baltimore City (2700). There were no children reported missing in Somerset County in 1987. Figure 2 shows reported cases by

area for 1987. 12.5% of all cases (1382) were reported from Southern, Western and Eastern Shore areas of Maryland.

Table II presents demographic characteristics of reported cases in 1987. There were more whites than non-whites, more females than males, more older than 14 years of age than younger, and more runaways than any other category reported missing in 1987. Of the 11,016 cases of missing children reported in Calendar Year 1987, 10,406 (94.5%) were closed by the end of the year, and 610 (5.5%) were still open. Appendix C contains versions of Table II specific to each of the counties in Maryland.

In Figure 3 the comparative numbers of closed and open cases by race is presented. The influence of repeat runaways on these figures is unknown at this time.

REPORTED MISSING CHILDREN

1986

1987

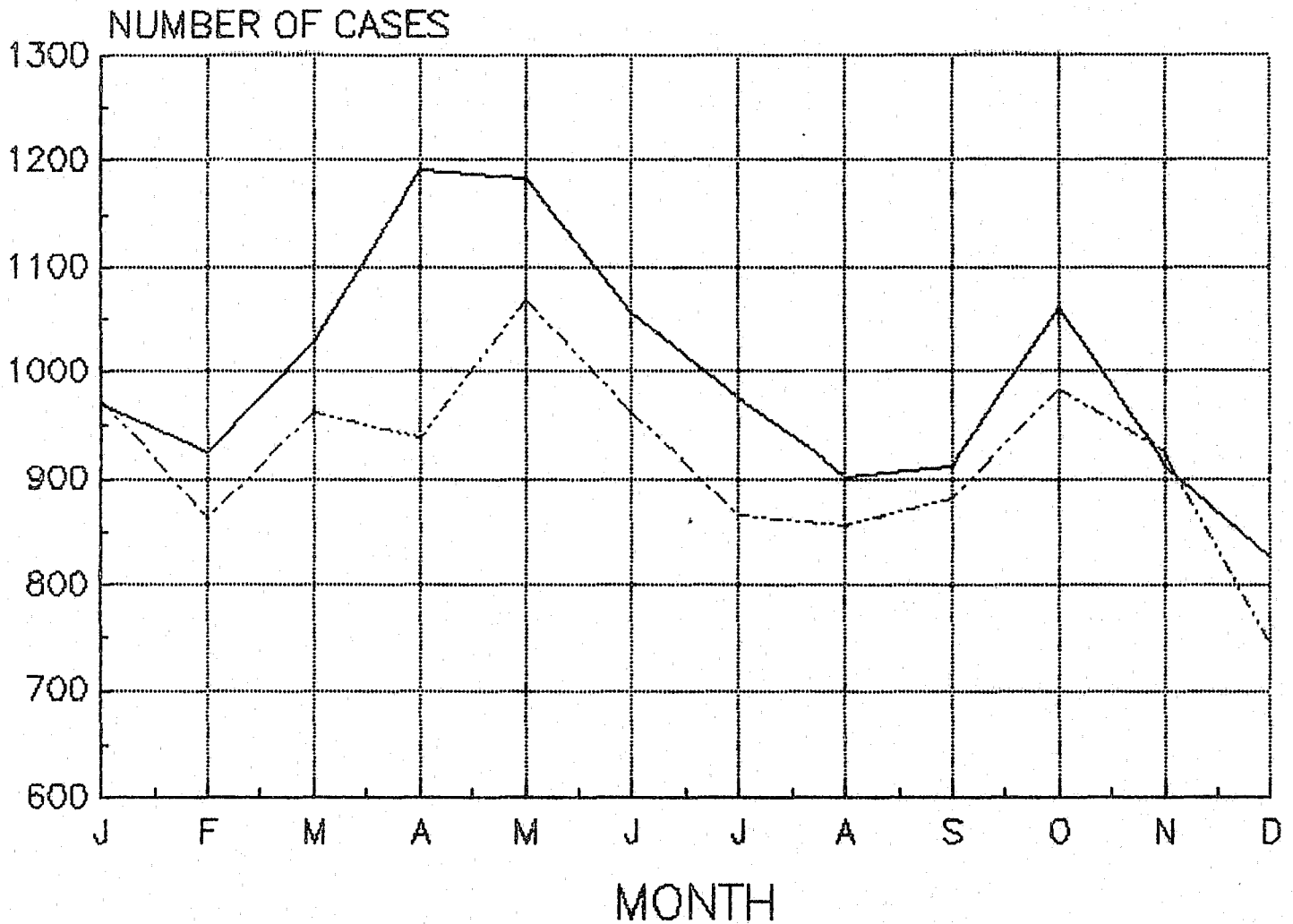


Figure. 1

TABLE I

CHILDREN REPORTED MISSING BY COUNTY BY STATUS

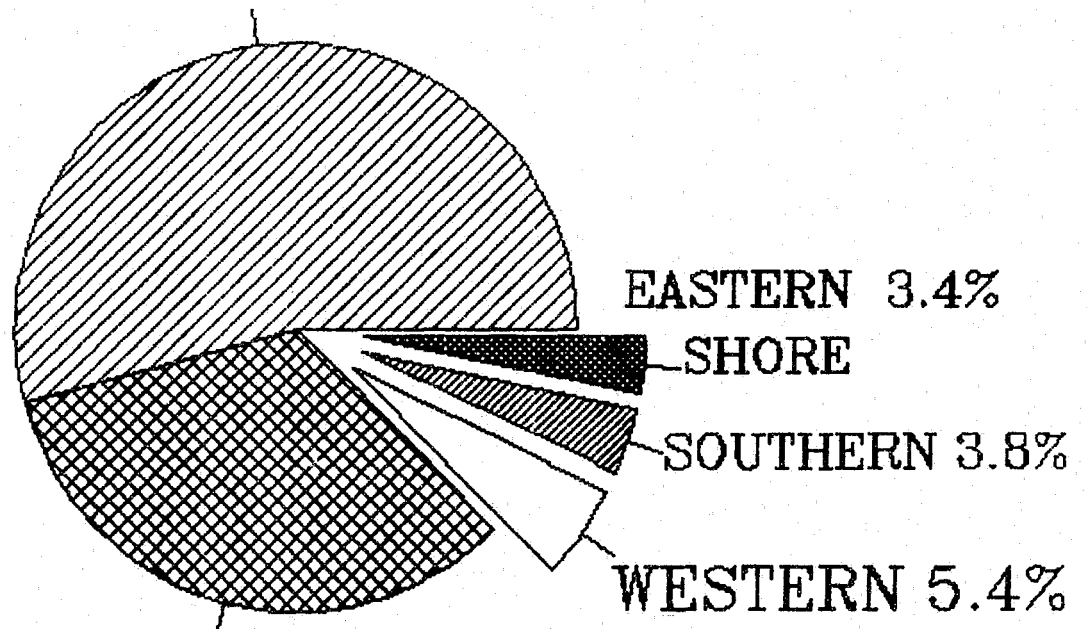
CALENDAR YEAR 1987

	REPORTED MISSING	LOCATED	STILL MISSING
WESTERN MARYLAND AREA			
GARRETT	47	42	5
FREDERICK	201	192	9
WASHINGTON	193	185	8
ALLEGANY	156	150	6
TOTAL	597	569	28
BALTIMORE METRO AREA			
BALTIMORE CITY	2700	2502	198
BALTIMORE COUNTY	1542	1482	60
CARROLL	222	214	8
HOWARD	224	215	9
HARFORD	337	316	21
ANNE ARUNDEL	954	915	39
TOTAL	5979	5644	335
WASHINGTON METRO AREA			
MONTGOMERY	1678	1610	68
PRINCE GEORGE'S	1977	1831	146
TOTAL	3655	3441	214
SOUTHERN MARYLAND AREA			
CALVERT	27	27	0
CHARLES	214	205	9
SAINT MARY'S	174	168	6
TOTAL	415	400	15
EASTERN SHORE AREA			
CECIL	126	124	2
KENT	6	6	0
QUEEN ANNE'S	37	35	2
DORCHESTER	28	24	4
CAROLINE	4	3	1
TALBOT	28	28	0
SOMERSET	0	0	0
WICOMICO	112	105	7
WORCESTER	29	27	2
TOTAL	370	352	18
GRAND TOTAL	11016	10406	610

PREPARED BY: THE MARYLAND CENTER FOR MISSING CHILDREN
DATE: MARCH 22, 1988

REPORTED CASES BY AREA

BALTIMORE 54.3%
METRO



WASHINGTON 33.2%
METRO

MARYLAND, 1987

FIGURE. 2

TABLE II

CHILDREN REPORTED MISSING IN MARYLAND
CALENDAR YEAR 1987

		REPORTED	LOCATED	STILL MISSING
RACE				
	WHITE	6727	6417	310
	BLACK	4185	3892	293
	OTHER	104	97	7
SEX				
	MALE	4773	4515	258
	FEMALE	6243	5891	352
AGE IN YEARS				
	0-2	81	71	10
	3-5	67	55	12
	6-8	109	101	8
	9-11	349	331	18
	12-14	3740	3554	186
	15-16	5120	4846	274
	17-18+	1550	1448	102
CATEGORY				
	CRITICAL	1991	1882	109
	ABDUCTED/S	3	3	0
	ABDUCTED/P	37	28	9
	DISABLED	83	81	2
	ENDANGERED	38	31	7
	INVOLUNTARY	35	31	4
	ESCAPEE	447	403	44
	RUNAWAY	8382	7947	435
TOTAL		11016	10406	610

PREPARED BY: THE MARYLAND CENTER FOR MISSING CHILDREN
DATE: MARCH 23, 1988

REPORTED MISSING CHILDREN

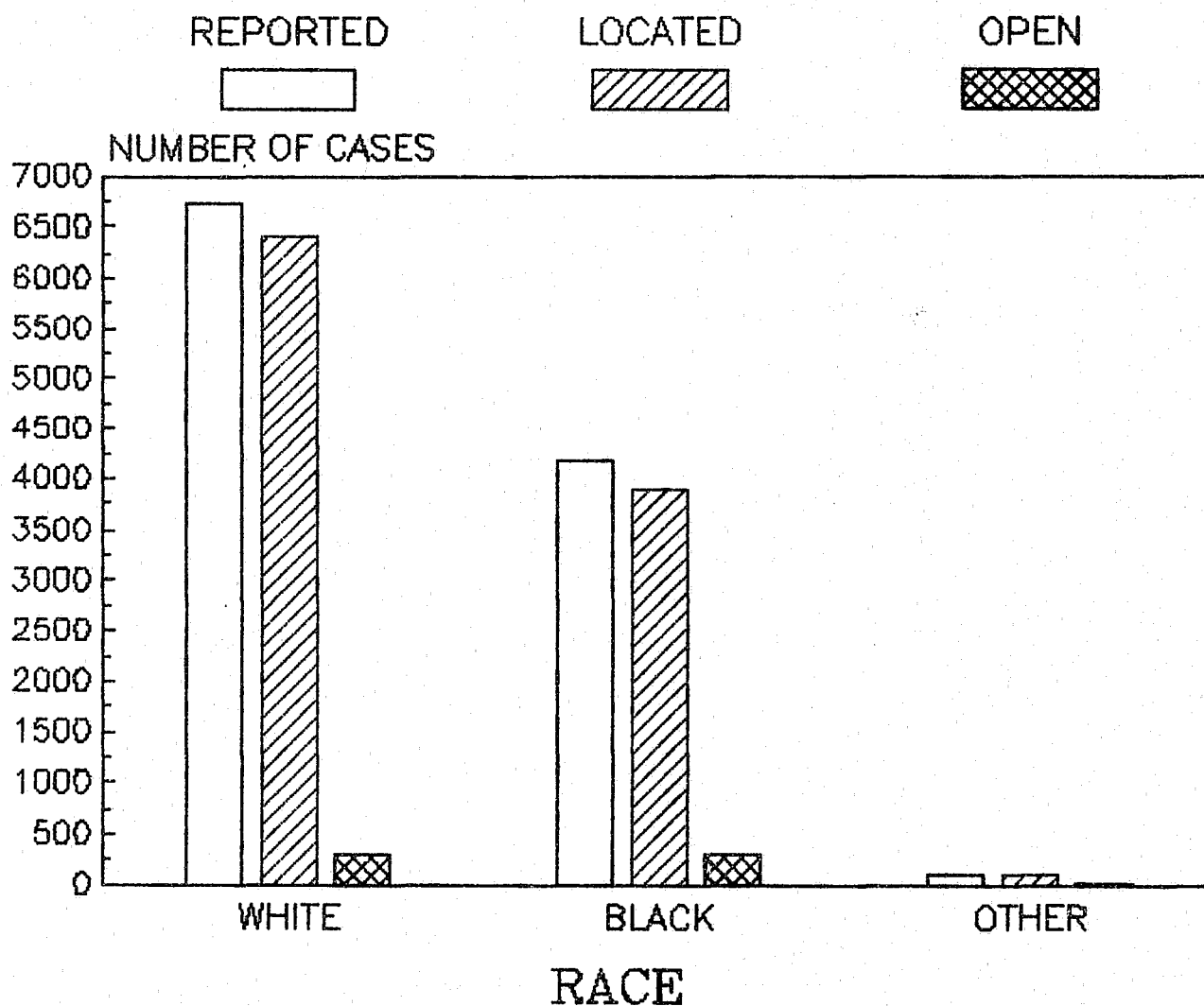


FIGURE. 3

CASES CLOSED

11,066 missing children cases were closed in 1987. These closures included 660 cases entered into NCIC prior to 1987 as well as 10,406 cases reported in 1987. The MCMC instituted a new closure screen for MILES on March 12, 1986. This new closure screen enabled the Center to capture additional information in regard to the nature of closure, the physical condition of the child, the reason for the child's disappearance, the city and state where the child was located, and suspect information if available.

Data collected from this screen indicates that the majority of these cases were closed because the child returned home voluntarily, was alive and unharmed, and gave no reason for his or her disappearance. Three children were reported found deceased in 1987. Two children died as the result of foul play, and one child abducted by a non-custodial parent died in a drowning accident in another state. Table III summarizes collected data on case closure. The indication "Not Stated" in each distribution refers to those cases where the closure screen was not completed.

Table IV lists the number of cases of missing children reported located out of the state of Maryland. 387 missing children from Maryland were reported located in 39 other states, the District of Columbia and Ontario, Canada; 59 in Florida and 173 in the District and the surrounding states of Delaware, Pennsylvania, Virginia and West Virginia. A more complete listing of these cases can be found in Appendix C. (Table B)

The number of days between case entry and case closure is shown in Table V. 9351 cases were closed within 30 days of the day they were reported (84.5%), and 94.0% (10,400 cases) were closed within one year.

TABLE III

MISSING CHILDREN CASES CLEARED OR CANCELLED

CALENDAR YEAR 1987

NATURE OF CLOSURE:	NUMBER	PERCENT
NOT MISSING - ERROR	123	1.11%
RETURNED HOME VOLUNTARILY	7774	70.25%
FOUND LOST	31	0.28%
FOUND ABDUCTED	29	0.26%
LOCATED - NO RETURN	438	3.96%
DETAINED FOR OTHER OFFENSE	193	1.74%
RETURNED HOME BY AGENT	1285	11.61%
FOUND IN CONJUNCTION WITH ANOTHER'S OFFENSE	133	1.20%
NOT STATED	1060	9.58%
TOTAL	11066	100.00%

CONDITION OF MISSING PERSON:

ALIVE UNHARMED	9991	90.29%
ALIVE NEGLECTED	1	0.01%
ALIVE PHYSICALLY ABUSED	12	0.11%
ALIVE SEXUALLY ABUSED	6	0.05%
DECEASED FOUL PLAY	2	0.02%
DECEASED NO FOUL PLAY	1	0.01%
NOT STATED	1053	9.52%
TOTAL	11066	100.00%

REASON FOR DISAPPEARANCE:

NOT MISSING - ERROR	1	0.01%
LOST	17	0.15%
ABDUCTION BY STRANGER	8	0.07%
ABDUCTION BY PARENT/FAMILY	63	0.57%
ABDUCTION BY OTHER ACQUAINTANCE	5	0.05%
ESCAPEE FROM CUSTODY/INSTITUTION	418	3.78%
RUNAWAY-SHELTER/FOSTER HOME	647	5.85%
RUNAWAY-FAMILY ARGUMENT	2304	20.82%
RUNAWAY-PHYSICAL ABUSE	10	0.09%
RUNAWAY-SEXUAL ABUSE	5	0.05%
RUNAWAY-DRUG RELATED PROBLEMS	56	0.51%
RUNAWAY-ALCOHOL RELATED PROBLEMS	14	0.13%
RUNAWAY-SCHOOL RELATED PROBLEMS	117	1.06%
RUNAWAY-OTHER	727	6.57%
NO REASON GIVEN	5617	50.76%
NOT STATED	1057	9.55%
TOTAL	11066	100.00%

TABLE IV

CHILDREN MISSING FROM MARYLAND LOCATED OUT OF STATE

AREA	NUMBER
ALABAMA	2
ARKANSAS	1
ARIZONA	4
CALIFORNIA	14
COLORADO	2
CONNECTICUT	2
DELAWARE	15
DISTRICT OF COLUMBIA	53
FLORIDA	59
GEORGIA	11
HAWAII	1
ILLINOIS	1
INDIANA	5
IOWA	3
KANSAS	2
KENTUCKY	3
LOUISIANA	1
MAINE	1
MICHIGAN	4
MISSISSIPPI	1
MISSOURI	1
NEBRASKA	1
NEVADA	7
NEW JERSEY	12
NEW YORK	17
NORTH CAROLINA	16
OHIO	8
OKLAHOMA	1
PENNSYLVANIA	34
RHODE ISLAND	4
SOUTH CAROLINA	11
SOUTH DAKOTA	1
TENNESSEE	3
TEXAS	5
UTAH	1
VERMONT	1
VIRGINIA	57
WASHINGTON	5
WEST VIRGINIA	14
WISCONSIN	1
ONTARIO, CANADA	2
TOTAL	387

TABLE V

NUMBER OF DAYS BETWEEN CASE ENTRY AND CASE CLOSURE

CALENDAR YEAR 1987

DAY	0	2406
DAY	1	2083
DAY	2	906
DAY	3	558
DAY	4	453
DAY	5	364
DAY	6	269
DAY	7	276
DAY	8	224
DAY	9	199
DAY	10	175
DAY	11	144
DAY	12	152
DAY	13	116
DAY	14	123
DAY	15	97
DAY	16	77
DAY	17	85
DAY	18	61
DAY	19	70
DAY	20	68
DAY	21	64
DAY	22	60
DAY	23	45
DAY	24	51
DAY	25	31
DAY	26	39
DAY	27	53
DAY	28	29
DAY	29	35
DAY	30	38
DAY	31-60	490
DAY	61-90	200
DAY	91-120	186
DAY	121-365	173
DAY	366+	666
TOTAL		11066

PREPARED BY: THE MARYLAND CENTER FOR MISSING CHILDREN
DATE: APRIL 4, 1988

OPEN CASES

On January 1, 1988 there were 764 open cases of reported missing children in Maryland. 610 of these cases had been reported in 1987 and 154 in the years prior to 1987. Table VI is a tabulation of these cases by sex, race and age. Appendix C contains versions of Table VI specific to each county where these cases are still open. Children still missing in Maryland are predominantly white, female, and were 15 to 16 years old at the time they were reported missing. In Figure 4 the preponderance of open cases of children over the age of 12 is clearly evident.

The Center has reason to believe that many of these 764 cases are in fact closed, i.e. the child has returned home or has been in contact with his or her family. In response to periodic requests from law enforcement agencies in other states, the Center has performed qualified searches of the data base which produce lists of open cases meeting specific parameters. Invariably further investigation reveals that many of these children are no longer missing. Efforts will continue in 1988 to determine the validity of open cases in order to reflect more accurately the problem of missing children in Maryland.

TABLE VI

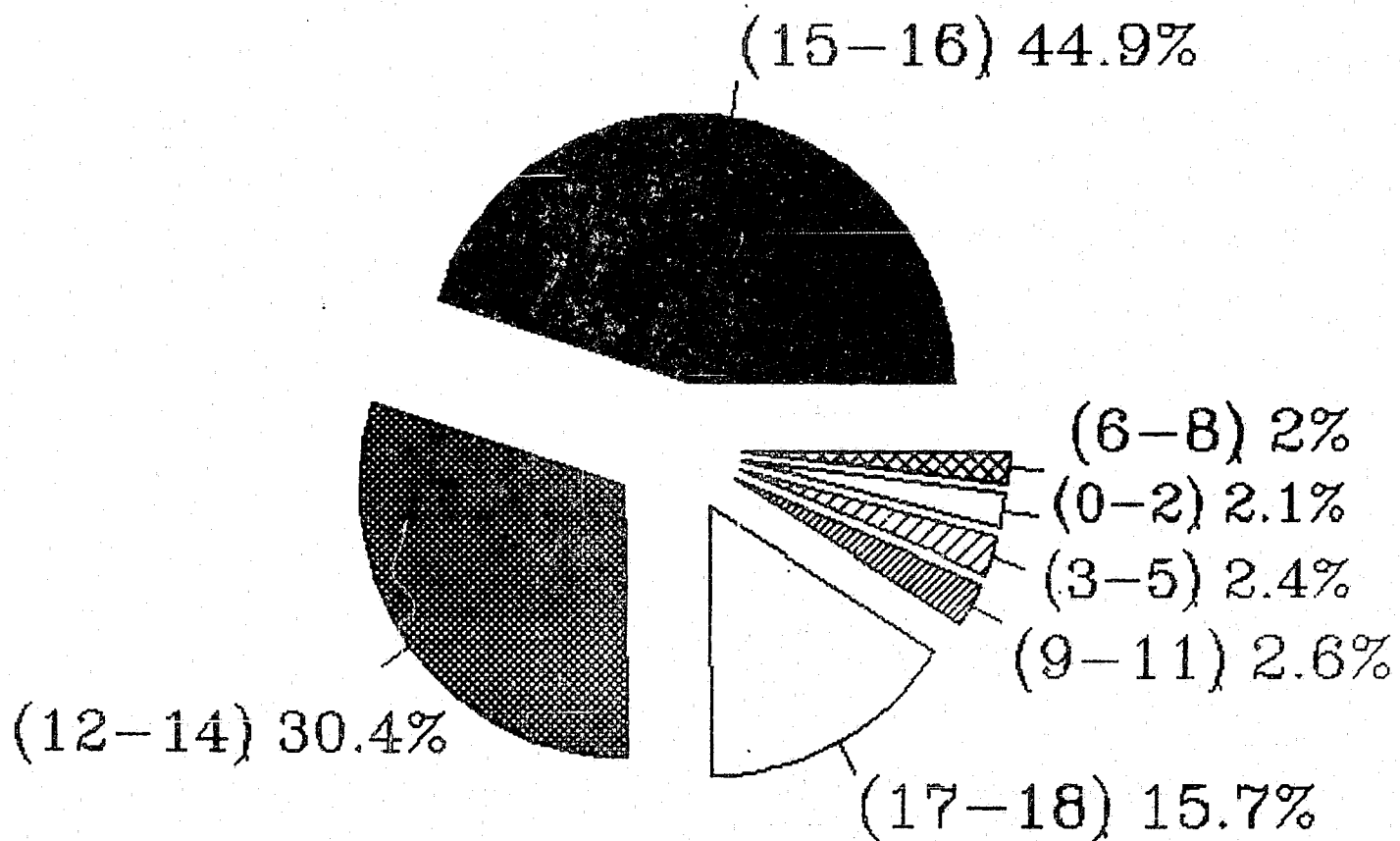
MARYLAND CENTER FOR MISSING CHILDREN

OPEN CASES AS OF JANUARY 1, 1988

SEX	RACE	TOTAL	AGE IN YEARS						
			0-2	3-5	6-8	9-11	12-14	15-16	17-18
MALE	WHITE	158	4	10	4	8	34	65	33
	BLACK	142	6	1	2	4	42	64	23
	OTHER	6	0	0	0	0	1	3	2
FEMALE	WHITE	230	0	3	4	3	66	116	38
	BLACK	223	5	4	5	5	88	92	24
	OTHER	5	1	0	0	0	1	3	0
TOTAL	MALE	306	10	11	6	12	77	132	58
TOTAL	FEMALE	458	6	7	9	8	155	211	62
TOTAL	WHITE	388	4	13	8	11	100	181	71
TOTAL	BLACK	365	11	5	7	9	130	156	47
TOTAL	OTHER	11	1	0	0	0	2	6	2
GRAND	TOTAL	764	16	18	15	20	232	343	120

PREPARED BY: THE MARYLAND CENTER FOR MISSING CHILDREN
DATE: JANUARY 28, 1988

OPEN CASES BY AGE



MARYLAND

FIGURE. 4

SUMMARY AND CONCLUSIONS

The Maryland Center for Missing Children became fully operational on January 1, 1986. In its first year the Center attempted to define the size of the problem of missing children in Maryland. No figures were available in Maryland prior to 1986 on the incidence of stranger abductions or parental abductions in comparison with the total reported cases of missing children. The data base established by the Center was the first step in an attempt to define the scope of the problem of missing children and to provide assistance to citizens, parents and professionals concerned with missing children. Efforts are continuing to improve the accuracy of the information collected and to increase the quantity and quality of the analyses produced.

Comparisons of 1987 statistics with those compiled in 1986 on missing children in Maryland produced many similarities. Reported numbers of entries and closures decreased by approximately 8%. This could readily be explained by an improved accuracy in reporting. The closure rate differed by less than 1%. There was a marked difference in the length of time a case remained open, but this could also be attributed to improvement in reporting accuracy.

While the number of children abducted by strangers was low in 1987 (8), two of those cases involved highly publicized incidents in which infants were abducted from hospitals in Baltimore City and Prince George's County. Three children

initially reported as runaways were found to be stranger abductions when the case was closed. Of the seventy-six children who were located in 1987 after being abducted, sixty-eight had been abducted by parents, family members or other acquaintances.

Data collected by the Center in these first two years seems to indicate that teen-aged runaways are a significant portion of the total number of missing children in Maryland. If these early results prove to be substantiated, actions can be directed to deal with the problem. Studies nationally on the problem of runaways stress the fact that these children must be located quickly if they are not to be at great risk of physical danger, sexual abuse or exploitation. These children often become involved in crime as a means of survival.

It is not prudent to discuss trends or significance based on the data collected thus far. Items that appear significant in these tabulations may be the result of reporting errors, or may be data aberrations that do not recur over longer time periods. Future reports should be able to address these subjects.

The toll-free nationwide hot line maintained by the Maryland Center for Missing Children received sixty-nine calls in 1987. Eight of these calls concerned sightings of missing children; four reported suspicious circumstances involving children; seven requested statistical information; nineteen calls came from law enforcement agencies requesting assistance; and thirty-one calls were from parents of missing children.

The Center greatly appreciates the efforts of law enforcement agencies in the State of Maryland. The cooperation

of these agencies and their continued interest in the success of the Center has been a significant factor in the development of the Maryland Center for Missing Children. In return, the Center has been able to provide local law enforcement agencies with assistance in the areas of reported sightings, liaison with the National Center for Missing and Exploited Children, contacts with clearinghouses in other states, and data base searches to provide information useful to investigators.

ACTIVITIES AND OPERATIONS OF THE CENTER

The daily operation of the Maryland Center for Missing Children has encompassed a variety of activities:

1. Assistance to law enforcement agencies in the area of centralized missing children records
2. Investigative assistance using data base searches
3. Liaison with other state clearinghouses to facilitate the recovery of reported missing children
4. Maintenance of a 24 hour nationwide toll-free hotline (1-800-MDS-KIDS)
5. Training of investigators
6. Distribution of posters featuring pictures of missing children and containing a Child Safety Tip
7. Development of a state-wide network of media contacts
8. Public information appearances and interviews
9. Participation in other State and national organizations concerned with missing and exploited children
10. Attendance at conferences and training workshops conducted by the National Center for Missing and Exploited Children
11. Acquisition of a grant awarded by the National Center to enhance development of a computer network among various state clearinghouses

FUTURE GOALS AND OBJECTIVES

The Maryland Center for Missing Children has succeeded in accomplishing most of the initial goals and objectives for which it was established in 1985. Efforts are continuing to increase the accuracy and timeliness of the collected data; to verify the status of open cases; to improve the quality and quantity of data analyses; and to insure the efficient operation of the Center so that it can be an effective resource to all the citizens of Maryland.

The Center has worked closely with the Criminal Investigation Division and the Intelligence Unit of the Maryland State Police, and recognizes the need for continued cooperation with law enforcement professionals. Currently the Center is the state contact for the National Center for Missing and Exploited Children and more than thirty clearinghouses in other states. This cooperative effort has proven to be an asset to the citizens of Maryland.

The State of Maryland has enacted a considerable body of legislation dealing with missing and exploited children, and participates in the Interstate Compact on Juveniles. While this legislation is effective, other states have enacted legislation in the following areas:

1. Cooperation between state and local registrars of vital records and law enforcement agencies so that birth records are flagged in missing children cases
2. Cooperation between school officials and law enforcement agencies so that school records are flagged in missing children cases

3. Cooperation between social service agencies and law enforcement agencies in regard to child abuse cases
4. Cooperation between school officials and the State Clearinghouse to share information on children newly enrolled in state schools
5. Registration of convicted sex offenders

Maryland has been responsive in addressing the problem of missing and exploited children, and should continue to persevere in seeking solutions to this problem.

APPENDIX

Subtitle 4. Missing Children.

§ 9-401. Definitions.

(a) *In general.* — In this subtitle the following words have the meanings indicated.

(b) *Law enforcement agency.* — "Law enforcement agency" means a State, county, or municipal police department or agency, or a sheriff's department.

(c) *Missing child.* — "Missing child" means a person who is:

- (1) under the age of 18 years; and
- (2) the subject of a missing persons report filed with a law enforcement agency in this State and whose whereabouts are unknown. (1985, ch. 496.)

Editor's note. — Section 2, ch. 496, Acts 1985, provides that the act shall take effect July 1, 1985.

§ 9-402. Determinations of law enforcement agency upon receipt of report.

(a) *In general.* — On receipt of a report regarding a missing child by a law enforcement agency, the law enforcement agency shall immediately determine if:

- (1) the missing child has not been the subject of a prior missing persons report;
- (2) the missing child suffers from a mental or physical handicap or illness;
- (3) the disappearance of the missing child is of a suspicious or dangerous nature;
- (4) the person filing the report of a missing child has reason to believe that the missing child may have been abducted;
- (5) the missing child has ever previously been the subject of a child abuse report filed with the State or local law enforcement agency; or
- (6) the missing child is under 14 years of age.

(b) *Actions by law enforcement agency when subsection (a) conditions exist.* — Upon conclusion by the law enforcement agency that any one of the conditions specified in subsection (a) of this section exists, the law enforcement agency shall immediately:

(1) enter all necessary and available information into the Maryland Interagency Law Enforcement System (MILES) and the National Crime Information Center (NCIC) computer networks;

(2) institute appropriate intensive search procedures;

(3) notify the National Missing Children Information Center and forward to the State Clearinghouse for Missing Children a copy of the missing persons report involving the missing child;

(4) notify the appropriate local department of social services and, to the extent possible, obtain any information that may assist in the locating of the missing child; and

(5) enlist the aid of the State Police, when appropriate, in locating the missing child.

(c) *Actions by law enforcement agency when subsection (a) conditions do not exist.* — If the conditions specified in subsection (a) of this section do not exist, the law enforcement agency shall:

(1) immediately seek to determine the circumstances surrounding the disappearance of the missing child; and

(2) implement the procedures set forth in subsection (b) of this section within 12 hours of the filing of a report regarding a missing child, if the missing child has not been located.

(d) *Assistance by Maryland State Police.* — Notwithstanding any provision of law to the contrary, if a missing child has not been located within 24 hours of the filing of a missing persons report and either the local law enforcement agency or the State Police have reason to believe that the missing child may be located in a jurisdiction other than the jurisdiction where the missing persons report was filed, the Maryland State Police shall enter the investigation and, in cooperation with the appropriate local law enforcement agencies, assist State and national efforts to locate the missing child.

(e) *Establishment of mandatory waiting period.* — (1) A law enforcement agency may not establish a mandatory waiting period before beginning an investigation to locate a missing child.

(2) A law enforcement agency may not adopt rules, regulations, or policies that prohibit or discourage the filing of a report or the taking of any action on a report that a child is a missing child or that a child is believed to be a missing child.

(f) *Notice upon location of missing child.* — Every person filing a report of a missing child shall be required to notify the local law enforcement agency and the State Police immediately upon the locating of the missing child if it is unlikely that the local law enforcement agency or the State Police have knowledge that the missing child has been located. (1985, ch. 496.)

§ 9-403. Clearinghouse for Missing Children; voluntary fingerprinting programs; advisory council.

(a) *Creation; responsibilities.* — There is a State Clearinghouse for Missing Children operated by the State Police that is responsible for:

(1) the receipt, collection, and distribution of general information and annual statistics regarding missing children; and

(2) coordination of law enforcement agencies and other interested persons or groups within and outside the State regarding information on children who have disappeared from, or are thought to be located in, Maryland.

(b) *Voluntary fingerprinting programs for children.* — The State Police Superintendent may develop, in cooperation with local law enforcement agencies, a plan for voluntary fingerprinting programs for children.

(c) *Advisory council.* — (1) An advisory council shall be appointed having the following responsibilities:

(i) review of the activities of the State Clearinghouse;

(ii) review of the training provided for, and investigatory procedures used by, law enforcement personnel in the locating of missing children;

(iii) examine possible methods for identifying missing children prior to enrollment in a public or nonpublic school; and

(iv) explore the feasibility and effectiveness of utilizing the Federal Parent Locator Service in locating missing children.

(2) The advisory council shall consist of the following members:

(i) 1 person from the Juvenile Services Administration, to be designated by the Secretary of the Department of Health and Mental Hygiene;

(ii) 1 person from the Maryland State Department of Education, to be designated by the State Superintendent of Schools;

(iii) 1 person from the State Police, to be appointed by the Superintendent of the State Police;

(iv) the Director of the Office for Children and Youth, who shall serve as chairman of the advisory council;

(v) the President of the Governor's Youth Advisory Council or a designee of the President from the Council;

(vi) 1 member from the State Sheriff's Association, to be designated by the President of the Association;

(vii) 1 member from the State Chiefs of Police Association, to be designated by the President of the Association; and

(viii) 2 members from the public at-large, to be appointed by the Governor.

(d) *Term of council members.* — (1) The term of council members from the public shall be 2 years.

(2) At the end of a term, a council member from the public shall continue to serve until a successor is appointed.

STATE OF MARYLAND MISSING PERSONS REPORT

1. REPORTING AGENCY _____
AGENCY CASE NO. _____

Classification Code

2. MISSING PERSON'S NAME (LAST, FIRST, MIDDLE)		3. MIS. PERSON'S SEX - RACE - D.O.B.		8. RELATED REPORT NO'S.	
4. MIS. PERSON'S RESIDENCE ADDRESS		5. RES. PHONE		a. NIC # _____	
6. MIS. PERSON'S EMPLOYER OR SCHOOL ATTENDS		7. BUS. PHONE		b. _____	
10. ADDRESS MISSING PERSON LAST SEEN		10a. CO. CODE		11. ZIP CODE	
12. DATE & TIME LAST SEEN		13. DATE & TIME REPORTED		9. GENERAL BROADCAST DATE & TIME	
				<input type="checkbox"/> YES <input type="checkbox"/> NO	

FRIENDS, ASSOCIATES, ETC. OF MISSING PERSON IN THE COMPANY OF Code—W-Witness P-Parent/Guardian A-Associate/Friend R-Relative

14. NAME (LAST, FIRST, MIDDLE)	SEX - RACE - D.O.B.	Code	RESIDENCE ADDRESS	CITY	RES. PHONE	BUS. PHONE
15.						
16. COMPLAINANT (LAST, FIRST, MIDDLE)	SEX - RACE - D.O.B.		17. COMPLAINANT'S ADDRESS	CITY	18. RES. PHONE	19. BUS. PHONE WORK HOURS

DESCRIPTION OF MISSING PERSON

20. HEIGHT	21. WEIGHT	22. EYE COLOR	<input type="checkbox"/> BLACK <input type="checkbox"/> BROWN	<input type="checkbox"/> BLUE <input type="checkbox"/> GRAY	<input type="checkbox"/> GREEN <input type="checkbox"/> HAZEL	<input type="checkbox"/> MAROON <input type="checkbox"/> PINK	<input type="checkbox"/> MULTICOLORED <input type="checkbox"/> UNKNOWN
23. HAIR COLOR	<input type="checkbox"/> BLACK <input type="checkbox"/> BROWN	<input type="checkbox"/> BLOND <input type="checkbox"/> RED	HAIR LENGTH	<input type="checkbox"/> EAR <input type="checkbox"/> COLLAR	<input type="checkbox"/> SHOULDER <input type="checkbox"/> BELOW SHOULDER	<input type="checkbox"/> CREWCUT/MILITARY <input type="checkbox"/> BALD	
24. HAIR STYLE	<input type="checkbox"/> AFRO <input type="checkbox"/> CURLY	<input type="checkbox"/> STRAIGHT <input type="checkbox"/> BRAIDED/PONYTAIL	<input type="checkbox"/> GREASY <input type="checkbox"/> OTHER	FACIAL HAIR	<input type="checkbox"/> NONE <input type="checkbox"/> UNSHAVEN	<input type="checkbox"/> BEARD <input type="checkbox"/> GOATEE	<input type="checkbox"/> MUSTACHE <input type="checkbox"/> SIDEBURNS
25. COMPLEXION	<input type="checkbox"/> ALBINO <input type="checkbox"/> BLACK	<input type="checkbox"/> FAIR, LIGHT <input type="checkbox"/> MEDIUM	<input type="checkbox"/> DARK <input type="checkbox"/> RUDDY	<input type="checkbox"/> ACNE <input type="checkbox"/> FRECKLED	<input type="checkbox"/> TANNED	BUILD	<input type="checkbox"/> THIN <input type="checkbox"/> MEDIUM <input type="checkbox"/> HEAVY <input type="checkbox"/> MUSCULAR
26. TEETH	<input type="checkbox"/> NORMAL	<input type="checkbox"/> GAPS	<input type="checkbox"/> GOLDCAPPED	<input type="checkbox"/> CHIPPED	<input type="checkbox"/> PROTRUDING	<input type="checkbox"/> DECAYED	
27. SCARS, MARKS, DEFORMITIES (Describe and indicate location on body, including tattoos)							

28. CLOTHING AND PERSONAL EFFECTS. Please indicate those items the missing person was last seen wearing. Include style, type, size, color, condition, labels, or laundry markings.

Item	Style/Type	Size	Color	Markings	Item	Style/Type	Size	Color	Markings
Head Gear					Shoes/Boots/Sneakers				
Scarf/Tie/Gloves					Underwear				
Coat/Jacket/Vest					Bra/Girdle/Slip				
Sweater					Stockings/Pantyhose				
Shirt/Blouse					Wallet/Purse				
Pants/Skirt					Money				
Belts/Suspenders					Jewelry				
Socks					Glasses				

Medical & Other Identifiers **Medical/Dental Release Authorized By**

29. Does the missing person have any broken or healed bones, artificial body parts, or missing body parts? <input type="checkbox"/> Yes <input type="checkbox"/> No If so, describe		30. Dental Records Available <input type="checkbox"/>	31. Footprints <input type="checkbox"/>
32. Blood Type <input type="checkbox"/> A Pos <input type="checkbox"/> B Pos <input type="checkbox"/> AB Pos <input type="checkbox"/> O Pos <input type="checkbox"/> A Neg <input type="checkbox"/> B Neg <input type="checkbox"/> AB Neg <input type="checkbox"/> O Neg	33. Has Missing Person ever donated blood? <input type="checkbox"/> Yes <input type="checkbox"/> No If a blood donor, where and when?	34. Has the missing person ever been fingerprinted? <input type="checkbox"/> Yes <input type="checkbox"/> No By Whom?	35. Are body X-rays available? <input type="checkbox"/> Yes <input type="checkbox"/> No
36. MEDICATION(S)	37. MEDICAL/PHYSICAL PROBLEMS	38. POSSIBLE CAUSE OF ABSENCE	39. PROBABLE DESTINATION
40. NAME, ADDRESS, TEL. NO. OF DOCTOR, IF ANY	41. NAME, ADDRESS, TEL. NO. OF DENTIST, IF ANY	42. NO. OF TIMES MISSING PERSON HAS RUN AWAY <input type="checkbox"/> NONE <input type="checkbox"/> LESS THAN 5 <input type="checkbox"/> MORE THAN 5	

VEHICLE AND SUSPECT INFORMATION

43. VEHICLE USED BY MISSING PERSON:	REGISTRATION NO.	STATE	YEAR	VEHICLE YEAR - MAKE - BODY - MODEL - COLOR(S)	IDENTIFYING CHARACTERISTICS OF VEHICLE								
44. Suspect Descriptors:	Arrested	YES <input type="checkbox"/>	NO <input type="checkbox"/>	WEAPON - DESCRIPTION	SEX	RACE	DOB OR AGE	HT.	WT.	BLD.	EYES	COMP.	HAIR & STYLE
NAME (LAST, FIRST, MIDDLE)				ALIAS	CLOTHING - CHARACTERISTICS								
ADDRESS				PHONE	MISCELLANEOUS				REL. TO VICTIM				
45. Suspect Vehicle Description:													
YEAR	MAKE	MODEL	STYLE	COLOR (TOP/BOTTOM)	EQUIPMENT/CHARACTERISTICS								
VIN:				REGISTRATION INFORMATION	STATE	YEAR	TAG	VEH PROCESSED					

*NOTE: USE CONTINUATION SHEET FOR NARRATIVE AND ADDITIONAL INFORMATION 46. DATE SUPPLEMENTAL REPORT DUE

47. INITIAL STATUS <input type="checkbox"/> OPEN <input type="checkbox"/> SUSPENDED <input type="checkbox"/> UNFOUNDED <input type="checkbox"/> CLOSED				48. INITIAL INVESTIGATOR				I.D. NUMBER	49. DATE
50. SUPERVISOR STATUS <input type="checkbox"/> AGREE <input type="checkbox"/> DISAGREE		51. RECOMMENDED TO CONTINUE <input type="checkbox"/> PATROL <input type="checkbox"/> SUSPEND <input type="checkbox"/> INVESTIGATION		52. REVIEWING SUPERVISOR		I.D. NUMBER	53. DATE		
54. INVESTIGATION SUPERVISOR STATUS <input type="checkbox"/> PATROL <input type="checkbox"/> INVESTIGATIVE		55. INVESTIGATION SUPERVISOR		I.D. NO.	60. DATE	61. ASSIGNED INVESTIGATOR		62. DATE	
63. <input type="checkbox"/> NCIC ENTERED <input type="checkbox"/> NCIC CLEARED <input type="checkbox"/> Miles ENTERED <input type="checkbox"/> Miles CLEARED		64. FINAL STATUS (Check One) <input type="checkbox"/> OPEN <input type="checkbox"/> SUSPENDED <input type="checkbox"/> CLOSED		65. CLASSIFICATION (Office Use)		66. UCR DISP.		67. Page Of	

TO: OFFICER COMPLETING THIS FORM.

PLEASE SELECT THE CODE FROM THE CIRCUMSTANCES GIVEN BELOW, WHICH MOST CLOSELY APPLIES TO THIS INVESTIGATION. INSERT THE CODE IN BLOCK NO. 1 ON THE FRONT OF THIS FORM.

- | CODE | CHILDREN |
|------|---|
| C/K | A missing child who is reasonably believed to have been kidnapped or abducted by someone other than a parent. |
| CPC | A missing child who is reasonably believed to have been abducted by a parent or guardian who has legal custody. Include all cases where there is no formal custody agreement to the contrary. |
| CPW | A missing child who is reasonably believed to have been abducted by a parent or guardian who does not have custody. Include only those cases where it has been reported that a formal custody agreement to the contrary exists. |
| C/C | A missing child who is considered critically missing by the existence of one or more critical factors. |
| C/M | A missing child 14 years of age or older, for whom no critical factors are known to exist. |

ADULTS

- | | |
|-----|---|
| A/D | A missing adult documented as suffering from a mental or physical disability or is senile. |
| A/E | A missing adult documented as being in the company of another person under circumstances indicating physical safety is in danger. |
| A/I | A missing adult under circumstances indicating the disappearance was not voluntary, i.e. kidnap or abduction. |
| A/M | A missing adult in which no critical factors are known to be present. |

TABLE A

REPORTED MISSING CHILDREN CASES

CALENDAR YEAR 1987

MONTH	CASES REPORTED
JANUARY	973
FEBRUARY	863
MARCH	962
APRIL	937
MAY	1068
JUNE	962
JULY	866
AUGUST	855
SEPTEMBER	881
OCTOBER	982
NOVEMBER	923
DECEMBER	744
TOTAL	11016

PREPARED BY: THE MARYLAND CENTER FOR MISSING CHILDREN

DATE: MARCH 21, 1988

TABLE B

MISSING CHILDREN IN MARYLAND

CALENDAR YEAR 1987

LAW ENFORCEMENT AGENCY	OPEN CASES		
	ENTRIES	CLOSURES	(01/01/88)
CUMBERLAND POLICE DEPT	16	14	4
ANNAPOLIS POLICE DEPT	22	31	15
ANNE ARUNDEL CO. POLICE DEPT	789	780	28
BALTIMORE COUNTY POLICE DEPT	1337	1340	39
UNIVERSITY OF MD CATONSVILLE	4	4	0
CALVERT COUNTY SHERIFF'S DEPT	6	6	0
NORTH BEACH POLICE DEPT	1	1	1
CAROLINE COUNTY SHERIFF'S DEPT	4	3	1
CARROLL COUNTY SHERIFF'S DEPT	5	5	0
TANEYTOWN POLICE DEPT	1	1	0
WESTMINSTER POLICE DEPT	20	20	0
CECIL COUNTY SHERIFF'S DEPT	30	30	0
ELKTON POLICE DEPT	16	16	1
NORTH EAST POLICE DEPT	2	3	0
RISING SUN POLICE DEPT	1	1	0
CHARLES COUNTY SHERIFF'S DEPT	174	170	8
CAMBRIDGE POLICE DEPT	28	28	4
FREDERICK CO SHERIFF'S DEPT	58	58	3
BRUNSWICK POLICE DEPT	1	1	0
FREDERICK CITY POLICE DEPT	80	81	3
THURMONT POLICE DEPT	3	3	0
GARRETT COUNTY SHERIFF'S DEPT	8	8	0
OAKLAND POLICE DEPT	1	1	0
HARFORD COUNTY SHERIFF'S DEPT	201	190	14
ABERDEEN POLICE DEPT	66	66	2
BEL AIR POLICE DEPT	9	11	0
HAVRE DE GRACE POLICE DEPT	24	24	3
HOWARD COUNTY POLICE DEPT	224	238	10
KENT COUNTY SHERIFF'S DEPT	1	1	0
CHESTERTOWN POLICE DEPT	1	1	0
ROCK HALL POLICE DEPT	1	1	1
MONTGOMERY CO POLICE DEPT	1628	1697	87
ROCKVILLE POLICE DEPT	18	19	0
TAKOMA PARK POLICE DEPT	32	32	9
BLADENSBURG POLICE DEPT	32	31	3
GREENBELT POLICE DEPT	45	44	3
HYATTSVILLE CITY POLICE DEPT	34	31	17
LAUREL POLICE DEPT	41	39	2
PRINCE GEORGE'S CO POLICE DEPT	1678	1648	133
RIVERDALE POLICE DEPT	16	16	3
CENTREVILLE POLICE DEPT	1	1	0
ST. MARY'S CO. SHERIFF'S DEPT	96	98	4
ST. MICHAEL'S POLICE DEPT	1	1	0
WASHINGTON CO SHERIFF'S DEPT	52	53	1
HAGERSTOWN POLICE DEPT	96	96	6
WICOMICO COUNTY SHERIFF'S DEPT	18	17	3
DELMAR POLICE DEPT	3	3	0
FRUITLAND POLICE DEPT	5	7	0
SALISBURY POLICE DEPT	47	50	3
WORCESTER CO SHERIFF'S DEPT	4	4	0

OCEAN CITY POLICE DEPT	17	16	3
OCEAN PINES POLICE DEPT	4	4	0
AIR FORCE SECURITY	3	3	5
BALTIMORE CITY POLICE DEPT	2700	2664	247
FEDERAL BUREAU OF INVESTIGATION	2	0	2
U.S. ARMY PROVOST ABERDEEN	0	1	0
U.S. ARMY PROVOST ODENTON	1	5	1
MARYLAND STATE POLICE	1308	1349	95
TOTAL	11016	11066	764

PREPARED BY: THE MARYLAND CENTER FOR MISSING CHILDREN
DATE: JANUARY 28, 1988

TABLE C

MARYLAND CENTER FOR MISSING CHILDREN

SUMMARY REPORT

CALENDAR YEAR 1987

	ENTRIES	CLOSURES	OPEN CASES(01/01/88)
BALTIMORE METRO TROOP			
ANNAPOLIS	83	81	4
GLEN BURNIE	41	40	6
SECURITY	99	147	19
VALLEY	101	108	21
TOTAL	324	376	50
CENTRAL TROOP			
FREDERICK	60	58	2
WESTMINSTER	197	197	8
WATERLOO	19	19	0
TOTAL	276	274	10
EASTERN TROOP			
BERLIN	5	5	0
CENTREVILLE	37	35	2
CHESTERTOWN	3	3	0
EASTON	27	28	0
SALISBURY	39	39	2
TOTAL	111	110	4
NORTHERN TROOP			
BEL AIR	40	38	3
NORTH EAST	74	73	2
TOTAL	114	111	5
SOUTHERN TROOP			
LEONARDTOWN	76	74	3
PRINCE FREDERICK	19	19	1
WALDORF	41	40	1
TOTAL	136	133	5
WASHINGTON METRO TROOP			
COLLEGE PARK	0	0	0
FORESTVILLE	127	124	11
ROCKVILLE	1	1	0
TOTAL	128	125	11
WESTERN TROOP			
CUMBERLAND	135	139	3

HAGERSTOWN	45	44	2
GARRETT CO. DETACHMT	38	36	5
TOTAL	218	219	10
AIRPORT DIVISION	1	1	0
GRAND TOTAL	1308	1349	95

TABLE II: 1

CHILDREN REPORTED MISSING IN MARYLAND
 CALENDAR YEAR 1987
 ALLEGANY COUNTY

RACE	REPORTED	LOCATED	STILL MISSING
WHITE	137	134	3
BLACK	19	16	3
OTHER	0	0	0
SEX			
MALE	97	94	3
FEMALE	59	56	3
AGE IN YEARS			
0-2	0	0	0
3-5	0	0	0
6-8	0	0	0
9-11	0	0	0
12-14	23	23	0
15-16	76	73	3
17-18+	57	54	3
CATEGORY			
CRITICAL	6	6	0
ABDUCTED/S	0	0	0
ABDUCTED/P	0	0	0
DISABLED	0	0	0
ENDANGERED	0	0	0
INVOLUNTARY	0	0	0
ESCAPEE	101	98	3
RUNAWAY	49	46	3
TOTAL	156	150	6

PREPARED BY: THE MARYLAND CENTER FOR MISSING CHILDREN
 DATE: APRIL 4, 1988

TABLE II: 2

CHILDREN REPORTED MISSING IN MARYLAND
CALENDAR YEAR 1987
ANNE ARUNDEL COUNTY

		REPORTED	LOCATED	STILL MISSING
RACE				
	WHITE	845	815	30
	BLACK	104	95	9
	OTHER	5	5	0
SEX				
	MALE	411	396	15
	FEMALE	543	519	24
AGE IN YEARS				
	0-2	5	5	0
	3-5	7	6	1
	6-8	3	3	0
	9-11	17	15	2
	12-14	322	311	11
	15-16	445	428	17
	17-18+	155	147	8
CATEGORY				
	CRITICAL	115	112	3
	ABDUCTED/S	1	1	0
	ABDUCTED/P	6	5	1
	DISABLED	9	9	0
	ENDANGERED	4	4	0
	INVOLUNTARY	7	7	0
	ESCAPEE	39	33	6
	RUNAWAY	773	744	29
TOTAL				
		954	915	39

PREPARED BY: THE MARYLAND CENTER FOR MISSING CHILDREN
DATE: APRIL 4, 1988

TABLE II: 3

CHILDREN REPORTED MISSING IN MARYLAND
CALENDAR YEAR 1987
BALTIMORE COUNTY

	REPORTED	LOCATED	STILL MISSING
RACE			
WHITE	1188	1154	34
BLACK	343	320	23
OTHER	11	8	3
SEX			
MALE	687	648	39
FEMALE	855	834	21
AGE IN YEARS			
0-2	8	7	1
3-5	7	6	1
6-8	9	9	0
9-11	27	27	0
12-14	406	399	7
15-16	780	745	35
17-18+	307	291	16
CATEGORY			
CRITICAL	182	179	3
ABDUCTED/S	0	0	0
ABDUCTED/P	7	6	1
DISABLED	3	3	0
ENDANGERED	0	0	0
INVOLUNTARY	0	0	0
ESCAPEE	184	162	22
RUNAWAY	1164	1130	34
TOTAL	1540	1480	60

PREPARED BY: THE MARYLAND CENTER FOR MISSING CHILDREN
DATE: APRIL 4, 1988

TABLE II: 4

CHILDREN REPORTED MISSING IN MARYLAND
CALENDAR YEAR 1987
CALVERT COUNTY

		REPORTED	LOCATED	STILL MISSING
RACE				
	WHITE	22	22	0
	BLACK	5	5	0
	OTHER	0	0	0
SEX				
	MALE	15	15	0
	FEMALE	12	12	0
AGE IN YEARS				
	0-2	0	0	0
	3-5	0	0	0
	6-8	1	1	0
	9-11	3	3	0
	12-14	6	6	0
	15-16	8	8	0
	17-18+	9	9	0
CATEGORY				
	CRITICAL	3	3	0
	ABDUCTED/S	0	0	0
	ABDUCTED/P	1	1	0
	DISABLED	0	0	0
	ENDANGERED	0	0	0
	INVOLUNTARY	0	0	0
	ESCAPEE	0	0	0
	RUNAWAY	23	23	0
TOTAL		27	27	0

PREPARED BY: THE MARYLAND CENTER FOR MISSING CHILDREN
DATE: APRIL 4, 1988

TABLE II: 5

CHILDREN REPORTED MISSING IN MARYLAND
CALENDAR YEAR 1987
CAROLINE COUNTY

	REPORTED	LOCATED	STILL MISSING
RACE			
WHITE	2	2	0
BLACK	2	1	1
OTHER	0	0	0
SEX			
MALE	0	0	0
FEMALE	4	3	1
AGE IN YEARS			
0-2	0	0	0
3-5	0	0	0
6-8	0	0	0
9-11	0	0	0
12-14	2	2	0
15-16	1	0	1
17-18+	1	1	0
CATEGORY			
CRITICAL	2	2	0
ABDUCTED/S	0	0	0
ABDUCTED/P	0	0	0
DISABLED	0	0	0
ENDANGERED	0	0	0
INVOLUNTARY	0	0	0
ESCAPEE	0	0	0
RUNAWAY	2	1	1
TOTAL	4	3	1

PREPARED BY: THE MARYLAND CENTER FOR MISSING CHILDREN
DATE: APRIL 4, 1988

TABLE II: 6

CHILDREN REPORTED MISSING IN MARYLAND
CALENDAR YEAR 1987
CARROLL COUNTY

		REPORTED	LOCATED	STILL MISSING
RACE	WHITE	194	189	5
	BLACK	27	24	3
	OTHER	1	1	0
SEX	MALE	107	101	6
	FEMALE	115	113	2
AGE IN YEARS				
	0-2	0	0	0
	3-5	1	1	0
	6-8	0	0	0
	9-11	5	5	0
	12-14	34	34	0
	15-16	129	124	5
	17-18+	53	50	3
CATEGORY				
	CRITICAL	13	13	0
	ABDUCTED/S	0	0	0
	ABDUCTED/P	2	2	0
	DISABLED	2	2	0
	ENDANGERED	0	0	0
	INVOLUNTARY	1	1	0
	ESCAPEE	41	39	2
	RUNAWAY	163	157	6
TOTAL		222	214	8

PREPARED BY: THE MARYLAND CENTER FOR MISSING CHILDREN
DATE: APRIL 4, 1988

TABLE II: 7

CHILDREN REPORTED MISSING IN MARYLAND
CALENDAR YEAR 1987
CECIL COUNTY

	REPORTED	LOCATED	STILL MISSING
RACE			
WHITE	126	124	2
BLACK	0	0	0
OTHER	0	0	0
SEX			
MALE	45	45	0
FEMALE	81	79	2
AGE IN YEARS			
0-2	0	0	0
3-5	1	1	0
6-8	1	1	0
9-11	1	1	0
12-14	36	34	2
15-16	66	66	0
17-18+	21	21	0
CATEGORY			
CRITICAL	15	14	1
ABDUCTED/S	0	0	0
ABDUCTED/P	0	0	0
DISABLED	1	1	0
ENDANGERED	1	1	0
INVOLUNTARY	3	3	0
ESCAPEE	0	0	0
RUNAWAY	106	105	1
TOTAL	126	124	2

PREPARED BY: THE MARYLAND CENTER FOR MISSING CHILDREN
DATE: APRIL 4, 1988

TABLE II: 8

CHILDREN REPORTED MISSING IN MARYLAND
CALENDAR YEAR 1987
CHARLES COUNTY

	REPORTED	LOCATED	STILL MISSING
RACE			
WHITE	186	178	8
BLACK	28	27	1
OTHER	0	0	0
SEX			
MALE	84	79	5
FEMALE	130	126	4
AGE IN YEARS			
0-2	2	2	0
3-5	2	1	1
6-8	2	2	0
9-11	5	4	1
12-14	42	41	1
15-16	122	121	1
17-18+	39	34	5
CATEGORY			
CRITICAL	27	25	2
ABDUCTED/S	0	0	0
ABDUCTED/P	0	0	0
DISABLED	0	0	0
ENDANGERED	0	0	0
INVOLUNTARY	0	0	0
ESCAPEE	6	4	2
RUNAWAY	181	176	5
TOTAL	214	205	9

PREPARED BY: THE MARYLAND CENTER FOR MISSING CHILDREN
DATE: APRIL 4, 1988

TABLE II: 9

CHILDREN REPORTED MISSING IN MARYLAND
CALENDAR YEAR 1987
DORCHESTER COUNTY

	REPORTED	LOCATED	STILL MISSING
RACE			
WHITE	16	14	2
BLACK	12	10	2
OTHER	0	0	0
SEX			
MALE	3	1	2
FEMALE	25	23	2
AGE IN YEARS			
0-2	0	0	0
3-5	0	0	0
6-8	1	1	0
9-11	0	0	0
12-14	16	13	3
15-16	9	9	0
17-18+	2	1	1
CATEGORY			
CRITICAL	13	10	3
ABDUCTED/S	0	0	0
ABDUCTED/P	0	0	0
DISABLED	0	0	0
ENDANGERED	0	0	0
INVOLUNTARY	0	0	0
ESCAPEE	0	0	0
RUNAWAY	15	14	1
TOTAL	28	24	4

PREPARED BY: THE MARYLAND CENTER FOR MISSING CHILDREN
DATE: APRIL 4, 1988

TABLE II: 10

CHILDREN REPORTED MISSING IN MARYLAND
CALENDAR YEAR 1987
FREDERICK COUNTY

	REPORTED	LOCATED	STILL MISSING
RACE			
WHITE	180	172	8
BLACK	21	20	1
OTHER	0	0	0
SEX			
MALE	77	75	2
FEMALE	124	117	7
AGE IN YEARS			
0-2	0	0	0
3-5	3	3	0
6-8	1	0	1
9-11	6	4	2
12-14	62	59	3
15-16	102	99	3
17-18+	27	27	0
CATEGORY			
CRITICAL	33	31	2
ABDUCTED/S	0	0	0
ABDUCTED/P	4	2	2
DISABLED	0	0	0
ENDANGERED	0	0	0
INVOLUNTARY	0	0	0
ESCAPEE	2	2	0
RUNAWAY	162	157	5
TOTAL	201	192	9

PREPARED BY: THE MARYLAND CENTER FOR MISSING CHILDREN
DATE: APRIL 4, 1988

TABLE II: 11

CHILDREN REPORTED MISSING IN MARYLAND
CALENDAR YEAR 1987
GARRETT COUNTY

	REPORTED	LOCATED	STILL MISSING
RACE			
WHITE	38	34	4
BLACK	6	6	0
OTHER	3	2	1
SEX			
MALE	39	34	5
FEMALE	8	8	0
AGE IN YEARS			
0-2	0	0	0
3-5	0	0	0
6-8	0	0	0
9-11	0	0	0
12-14	5	5	0
15-16	23	19	4
17-18+	19	18	1
CATEGORY			
CRITICAL	1	1	0
ABDUCTED/S	0	0	0
ABDUCTED/F	0	0	0
DISABLED	1	1	0
ENDANGERED	0	0	0
INVOLUNTARY	0	0	0
ESCAPEE	33	28	5
RUNAWAY	12	12	0
TOTAL	47	42	5

PREPARED BY: THE MARYLAND CENTER FOR MISSING CHILDREN
DATE: APRIL 4, 1988

TABLE II: 12

CHILDREN REPORTED MISSING IN MARYLAND.
CALENDAR YEAR 1987
HARFORD COUNTY

	REPORTED	LOCATED	STILL MISSING
RACE			
WHITE	294	276	18
BLACK	42	39	3
OTHER	1	1	0
SEX			
MALE	141	133	8
FEMALE	196	183	13
AGE IN YEARS			
0-2	2	2	0
3-5	5	5	0
6-8	3	3	0
9-11	6	6	0
12-14	126	121	5
15-16	150	139	11
17-18+	45	40	5
CATEGORY			
CRITICAL	54	52	2
ABDUCTED/S	0	0	0
ABDUCTED/P	3	3	0
DISABLED	0	0	0
ENDANGERED	0	0	0
INVOLUNTARY	1	0	1
ESCAPEE	0	0	0
RUNAWAY	279	261	18
TOTAL	337	316	21

PREPARED BY: THE MARYLAND CENTER FOR MISSING CHILDREN
DATE: APRIL 4, 1988

TABLE II: 13

CHILDREN REPORTED MISSING IN MARYLAND
CALENDAR YEAR 1987
HOWARD COUNTY

	REPORTED	LOCATED	STILL MISSING
RACE			
WHITE	184	177	7
BLACK	40	38	2
OTHER	0	0	0
SEX			
MALE	91	87	4
FEMALE	133	128	5
AGE IN YEARS			
0-2	0	0	0
3-5	0	0	0
6-8	0	0	0
9-11	3	3	0
12-14	61	59	2
15-16	125	120	5
17-18+	35	33	2
CATEGORY			
CRITICAL	27	27	0
ABDUCTED/S	0	0	0
ABDUCTED/P	0	0	0
DISABLED	0	0	0
ENDANGERED	2	2	0
INVOLUNTARY	0	0	0
ESCAPEE	2	2	0
RUNAWAY	193	184	9
TOTAL	224	215	9

PREPARED BY: THE MARYLAND CENTER FOR MISSING CHILDREN
DATE: APRIL 4, 1988

TABLE II: 14

CHILDREN REPORTED MISSING IN MARYLAND
CALENDAR YEAR 1987
KENT COUNTY

	REPORTED	LOCATED	STILL MISSING
RACE			
WHITE	5	5	0
BLACK	1	1	0
OTHER	0	0	0
SEX			
MALE	4	4	0
FEMALE	2	2	0
AGE IN YEARS			
0-2	0	0	0
3-5	0	0	0
6-8	0	0	0
9-11	1	1	0
12-14	1	1	0
15-16	2	2	0
17-18+	2	2	0
CATEGORY			
CRITICAL	1	1	0
ABDUCTED/S	0	0	0
ABDUCTED/P	0	0	0
DISABLED	0	0	0
ENDANGERED	0	0	0
INVOLUNTARY	0	0	0
ESCAPEE	0	0	0
RUNAWAY	5	5	0
TOTAL	6	6	0

PREPARED BY: THE MARYLAND CENTER FOR MISSING CHILDREN
DATE: APRIL 4, 1988

TABLE II: 15

CHILDREN REPORTED MISSING IN MARYLAND
CALENDAR YEAR 1987
MONTGOMERY COUNTY

		REPORTED	LOCATED	STILL MISSING
RACE				
	WHITE	1235	1190	45
	BLACK	402	381	21
	OTHER	41	39	2
SEX				
	MALE	759	726	33
	FEMALE	919	884	35
AGE IN YEARS				
	0-2	12	11	1
	3-5	7	6	1
	6-8	7	6	1
	9-11	20	20	0
	12-14	525	499	26
	15-16	865	835	30
	17-18+	242	233	9
CATEGORY				
	CRITICAL	234	223	11
	ABDUCTED/S	0	0	0
	ABDUCTED/P	2	1	1
	DISABLED	52	52	0
	ENDANGERED	12	11	1
	INVOLUNTARY	10	9	1
	ESCAPEE	12	11	1
	RUNAWAY	1356	1303	53
TOTAL		1678	1610	68

PREPARED BY: THE MARYLAND CENTER FOR MISSING CHILDREN
DATE: APRIL 4, 1988

TABLE II: 16

CHILDREN REPORTED MISSING IN MARYLAND
CALENDAR YEAR 1987
PRINCE GEORGE'S COUNTY

	REPORTED	LOCATED	STILL MISSING
RACE			
WHITE	787	737	50
BLACK	1168	1073	95
OTHER	22	21	1
SEX			
MALE	835	775	60
FEMALE	1142	1056	86
AGE IN YEARS			
0-2	9	8	1
3-5	6	4	2
6-8	11	10	1
9-11	50	46	4
12-14	701	658	43
15-16	970	897	73
17-18+	230	208	22
CATEGORY			
CRITICAL	326	299	27
ABDUCTED/S	1	1	0
ABDUCTED/P	2	2	0
DISABLED	12	10	2
ENDANGERED	3	3	0
INVOLUNTARY	1	0	1
ESCAPEE	15	13	2
RUNAWAY	1617	1503	114
TOTAL	1977	1831	146

PREPARED BY: THE MARYLAND CENTER FOR MISSING CHILDREN
DATE: APRIL 4, 1988

TABLE II: 17

CHILDREN REPORTED MISSING IN MARYLAND
CALENDAR YEAR 1987
QUEEN ANNE'S COUNTY

	REPORTED	LOCATED	STILL MISSING
RACE			
WHITE	35	33	2
BLACK	2	2	0
OTHER	0	0	0
SEX			
MALE	22	21	1
FEMALE	15	14	1
AGE IN YEARS			
0-2	0	0	0
3-5	1	1	0
6-8	1	1	0
9-11	0	0	0
12-14	10	8	2
15-16	19	19	0
17-18+	6	6	0
CATEGORY			
CRITICAL	4	4	0
ABDUCTED/S	0	0	0
ABDUCTED/P	0	0	0
DISABLED	0	0	0
ENDANGERED	0	0	0
INVOLUNTARY	0	0	0
ESCAPEE	0	0	0
RUNAWAY	33	31	2
TOTAL	37	35	2

PREPARED BY: THE MARYLAND CENTER FOR MISSING CHILDREN
DATE: APRIL 4, 1988

TABLE II: 18

CHILDREN REPORTED MISSING IN MARYLAND
CALENDAR YEAR 1987
ST MARY'S COUNTY

	REPORTED	LOCATED	STILL MISSING
RACE			
WHITE	144	138	6
BLACK	26	26	0
OTHER	0	4	0
SEX			
MALE	54	51	3
FEMALE	120	117	3
AGE IN YEARS			
0-2	2	2	0
3-5	3	2	1
6-8	0	0	0
9-11	2	2	0
12-14	41	40	1
15-16	100	98	2
17-18+	26	24	2
CATEGORY			
CRITICAL	17	16	1
ABDUCTED/S	0	0	0
ABDUCTED/P	0	0	0
DISABLED	0	0	0
ENDANGERED	0	0	0
INVOLUNTARY	0	0	0
ESCAPEE	0	0	0
RUNAWAY	157	152	5
TOTAL	174	168	6

PREPARED BY: THE MARYLAND CENTER FOR MISSING CHILDREN
DATE: APRIL 4, 1988

TABLE II: 19

CHILDREN REPORTED MISSING IN MARYLAND
CALENDAR YEAR 1987
TALBOT COUNTY

	REPORTED	LOCATED	STILL MISSING
RACE			
WHITE	26	26	0
BLACK	2	2	0
OTHER	0	0	0
SEX			
MALE	10	10	0
FEMALE	21	18	3
AGE IN YEARS			
0-2	0	0	0
3-5	0	0	0
6-8	0	0	0
9-11	0	0	0
12-14	7	7	0
15-16	12	12	0
17-18+	9	9	0
CATEGORY			
CRITICAL	0	0	0
ABDUCTED/S	0	0	0
ABDUCTED/P	0	0	0
DISABLED	0	0	0
ENDANGERED	0	0	0
INVOLUNTARY	0	0	0
ESCAPEE	0	0	0
RUNAWAY	28	28	0
TOTAL	28	28	0

PREPARED BY: THE MARYLAND CENTER FOR MISSING CHILDREN
DATE: APRIL 4, 1988

TABLE II: 20

CHILDREN REPORTED MISSING IN MARYLAND
CALENDAR YEAR 1987
WASHINGTON COUNTY

	REPORTED	LOCATED	STILL MISSING
RACE			
WHITE	184	178	6
BLACK	9	7	2
OTHER	0	0	0
SEX			
MALE	92	89	3
FEMALE	101	96	5
AGE IN YEARS			
0-2	3	3	0
3-5	1	0	1
6-8	4	3	1
9-11	2	2	0
12-14	71	68	3
15-16	77	76	1
17-18+	35	33	2
CATEGORY			
CRITICAL	31	28	3
ABDUCTED/S	0	0	0
ABDUCTED/P	2	1	1
DISABLED	0	0	0
ENDANGERED	0	0	0
INVOLUNTARY	1	0	1
ESCAPEE	1	1	0
RUNAWAY	158	155	3
TOTAL	193	185	8

PREPARED BY: THE MARYLAND CENTER FOR MISSING CHILDREN
DATE: APRIL 4, 1988

TABLE II: 21

CHILDREN REPORTED MISSING IN MARYLAND
CALENDAR YEAR 1987
WICOMICO COUNTY

	REPORTED	LOCATED	STILL MISSING
RACE			
WHITE	78	73	5
BLACK	34	32	2
OTHER	0	0	0
SEX			
MALE	48	45	3
FEMALE	64	60	4
AGE IN YEARS			
0-2	2	1	1
3-5	2	1	1
6-8	1	1	0
9-11	4	4	0
12-14	39	37	2
15-16	52	49	3
17-18+	12	12	0
CATEGORY			
CRITICAL	13	13	0
ABDUCTED/S	0	0	0
ABDUCTED/P	0	0	0
DISABLED	0	0	0
ENDANGERED	2	0	2
INVOLUNTARY	0	0	0
ESCAPEE	0	0	0
RUNAWAY	97	92	5
TOTAL	112	105	7

PREPARED BY: THE MARYLAND CENTER FOR MISSING CHILDREN
DATE: APRIL 4, 1988

TABLE II: 22

CHILDREN REPORTED MISSING IN MARYLAND
CALENDAR YEAR 1987
WORCESTER COUNTY

	REPORTED	LOCATED	STILL MISSING
RACE			
WHITE	28	26	2
BLACK	1	1	0
OTHER	0	0	0
SEX			
MALE	7	6	1
FEMALE	22	21	1
AGE IN YEARS			
0-2	0	0	0
3-5	0	0	0
6-8	0	0	0
9-11	0	0	0
12-14	10	10	0
15-16	11	10	1
17-18+	8	7	1
CATEGORY			
CRITICAL	2	2	0
ABDUCTED/S	0	0	0
ABDUCTED/P	0	0	0
DISABLED	0	0	0
ENDANGERED	0	0	0
INVOLUNTARY	0	0	0
ESCAPEE	0	0	0
RUNAWAY	27	25	2
TOTAL	29	27	2

PREPARED BY: THE MARYLAND CENTER FOR MISSING CHILDREN
DATE: APRIL 4, 1988

TABLE II: 23

CHILDREN REPORTED MISSING IN MARYLAND
CALENDAR YEAR 1987
BALTIMORE CITY

	REPORTED	LOCATED	STILL MISSING
RACE			
WHITE	793	720	73
BLACK	1891	1766	125
OTHER	16	16	0
SEX			
MALE	1145	1080	65
FEMALE	1555	1422	133
AGE IN YEARS			
0-2	38	32	6
3-5	21	18	3
6-8	64	60	4
9-11	197	188	9
12-14	1194	1119	75
15-16	976	897	79
17-18+	210	188	22
CATEGORY			
CRITICAL	872	821	51
ABDUCTED/S	1	1	0
ABDUCTED/P	8	5	3
DISABLED	3	3	0
ENDANGERED	14	10	4
INVOLUNTARY	9	9	0
ESCAPEE	11	10	1
RUNAWAY	1782	1643	139
TOTAL	2700	2502	198

PREPARED BY: THE MARYLAND CENTER FOR MISSING CHILDREN
DATE: APRIL 4, 1988

TABLE D

REPORT OTHER STATES

CALENDAR 1987

COUNTY	CITY	STATE	DAYS OPEN
ALLEGANY	NYCITY	NY	723
ALLEGANY	KEYSER	WV	1
ALLEGANY	RIDGELEY	WV	2
ALLEGANY	RIDGELEY	WV	2
ALLEGANY	ELKINS	WV	50
ALLEGANY	KEYSER	WV	2
ALLEGANY	BEDFORD	PA	3
ALLEGANY	ELCAJON	CA	15
ALLEGANY	KEYSER	WV	28
ALLEGANY	FAIRFAX	VA	7
ANNE ARUNDEL	HEATHVILLE	VA	0
ANNE ARUNDEL	HOLLYWOOD	FL	2
ANNE ARUNDEL	GEORGIANA	AL	12
ANNE ARUNDEL	JACKSONVIL	NC	0
ANNE ARUNDEL	HOLLYWOOD	FL	2
ANNE ARUNDEL	PASCO	FL	4
ANNE ARUNDEL	BRUNSWICK	GA	2
ANNE ARUNDEL	NEWYORK	NY	1000
ANNE ARUNDEL	CHANELVIEW	TX	13
ANNE ARUNDEL	SOUTHBEND	KS	7
ANNE ARUNDEL	ADOBON	NJ	2919
ANNE ARUNDEL	ARLINGTON	VA	102
ANNE ARUNDEL	MIAMI	FL	719
ANNE ARUNDEL	UNKNOWN	FL	69
ANNE ARUNDEL	MIAMI	FL	719
ANNE ARUNDEL	PHOENIX	AZ	38
ANNE ARUNDEL	PHOENIX	AZ	38
ANNE ARUNDEL	WILMINGTON	DE	1
ANNE ARUNDEL	WILMINGTON	DE	0
ANNE ARUNDEL	PORTSMOUTH	RI	2
ANNE ARUNDEL	PINELLASP	FL	1
ANNE ARUNDEL	CANFIELD	OH	2
ANNE ARUNDEL	MARTINSBUR	VA	0
ANNE ARUNDEL	PORTSMOUTH	RI	12
ANNE ARUNDEL	VABEACH	VA	6
ANNE ARUNDEL	AUGUSTA	WV	770
ANNE ARUNDEL	MARIONCO	FL	53
ANNE ARUNDEL	DAVENPORT	IA	9
ANNE ARUNDEL	DEWEYBEACH	DE	2
ANNE ARUNDEL	DEWEYBEACH	DE	2
ANNE ARUNDEL	VEROBEACH	FL	14
ANNE ARUNDEL	DAVENPORT	IA	9
ANNE ARUNDEL	DAVENPORT	IA	9
ANNE ARUNDEL	DEWEYBEACH	DE	1
ANNE ARUNDEL	ELPASCO	TX	4
ANNE ARUNDEL	DAYTONA	FL	61
ANNE ARUNDEL	PANAMACTY	FL	5
ANNE ARUNDEL	ORLANDO	FL	8

REPORT OTHER STATES

CALENDAR 1987

COUNTY	CITY	STATE	DAYS OPEN
ANNE ARUNDEL	NEWJERSEY	NJ	7
ANNE ARUNDEL	UNK	CA	44
ANNE ARUNDEL	YORKHAVEN	PA	19
ANNE ARUNDEL	RALEIGH	NC	27
ANNE ARUNDEL	WINCHESTER	VA	2
ANNE ARUNDEL	FAIRFAXCO	VA	59
ANNE ARUNDEL	FTMEYERS	FL	14
ANNE ARUNDEL	DOVER	DE	85
ANNE ARUNDEL	DELAND	FL	21
ANNE ARUNDEL	CLARINO	OH	3
ANNE ARUNDEL	NEWYORKCTY	NY	12
BALTIMORE	WELDON	NC	0
BALTIMORE	MONTROSE	PA	944
BALTIMORE	WASHINGTON	DC	716
BALTIMORE	LYNCHBURG	VA	780
BALTIMORE	LONDONCO	VA	1
BALTIMORE	DAYTONABEC	FL	0
BALTIMORE	HERNDON	VA	1
BALTIMORE	OCALA	FL	17
BALTIMORE	SPRINGFIEL	VA	0
BALTIMORE	ATLANTA	GA	169
BALTIMORE	FTMYERS	FL	9
BALTIMORE	YORKCO	PA	6
BALTIMORE	YORK	PA	33
BALTIMORE	WAYNECO	OH	3
BALTIMORE	HICKORY	NC	5
BALTIMORE	GREENSBORO	NC	0
BALTIMORE	AIKENS	SC	1
BALTIMORE	ESCAMBIA	FL	638
BALTIMORE	RADCLIFF	KY	3
BALTIMORE	FTPIERCE	FL	862
BALTIMORE	SANDIEGO	CA	5
BALTIMORE	RICHMOND	VA	15
BALTIMORE	BRIELLE	NJ	2
BALTIMORE	FAIRFAXCO	VA	10
BALTIMORE	NEWYORK	NY	58
BALTIMORE	NEWYORK	NY	14
BALTIMORE	DENVER	CO	10
BALTIMORE	PITTSBURGH	PA	92
BALTIMORE	ATLANTICCT	NJ	4
BALTIMORE	SPRINGFIEL	VA	10
BALTIMORE	OTTAWA	ON	10
BALTIMORE	NEWYORK	NY	5
BALTIMORE	MIDDLETOWN	RI	1
BALTIMORE	GRANVILLE	OH	0
BALTIMORE	GRANVILLE	OH	18
BALTIMORE	WASHINGTON	DC	209
BALTIMORE	NEWYORK	NY	1

REPORT OTHER STATES

CALENDAR 1987

COUNTY	CITY	STATE	DAYS OPEN
BALTIMORE	NEWYORK	NY	1
BALTIMORE	WAPPINGER	NY	2
BALTIMORE	SHREWSBURY	PA	10
BALTIMORE	WAYNE	IN	106
BALTIMORE	JAFFNEY	NC	5
BALTIMORE	BERKLEY	SC	7
BALTIMORE	BERKELY	SC	6
BALTIMORE	INDIANNAPO	IN	86
BALTIMORE	DUVALCO	FL	7
BALTIMORE	CATCHWORTH	GA	182
BALTIMORE	WENTZVILLE	MO	3
CALVERT	WASHINGTON	DC	10
CALVERT	KANSAS	KS	21
CALVERT	TORONTO	ON	31
CALVERT	VABEACH	VA	1
CALVERT	VABEACH	VA	1
CARROLL	FENWICK	DE	4
CARROLL	VENICE	FL	1
CARROLL	HINESVILLE	GA	2
CARROLL	FAIRFAX	VA	1
CARROLL	LANCASTER	PA	2
CARROLL	ALLENTOWN	PA	1
CARROLL	STEWARTSTO	PA	3
CARROLL	CLEARWATER	FL	6
CARROLL	NILES	MI	10
CARROLL	SWANTON	VT	1
CECIL	MACON	GA	1
CECIL	MACON	GA	1
CECIL	HOUSTON	TX	939
CECIL	DADECITY	FL	2
CECIL	NEWYORK	NY	1
CECIL	DADECITY	FL	2
CECIL	NEWYORK	NY	1
CECIL	ORLANDO	FL	35
CECIL	CLINCHO	VA	5
CECIL	PETERSBURG	VA	5
CECIL	PETERSBURG	VA	5
CECIL	WALTERBORO	SC	3
CECIL	DOVER	DE	2
CECIL	WALTERBORO	SC	3
CHARLES	KEYS	FL	7
CHARLES	BALHARBOUR	FL	1
CHARLES	BALHARBOU	FL	1
CHARLES	LORAINECO	OH	5
CHARLES	VIRGINIAB	VA	2
CHARLES	ALEXANDRIA	VA	124
CHARLES	CHARLETVLL	VA	22
CHARLES	FAIRFAX	VA	1

REPORT OTHER STATES

CALENDAR 1987

COUNTY	CITY	STATE	DAYS OPEN
CHARLES	JACKSONVIL	FL	5
CHARLES	JACKSONVIL	FL	36
CHARLES	JACKSONVIL	FL	17
CHARLES	PHIL	PA	19
CHARLES	WASHINGTON	DC	8
CHARLES	WASHINGTON	DC	5
CHARLES	ELLENDALE	DE	15
CHARLES	PINDELTON	IN	2
CHARLES	PITTSBURG	PA	17
DORCHESTER	BRADENTON	FL	1
DORCHESTER	TAMPA	FL	3
DORCHESTER	PHILA	PA	3
FREDERICK	SOMEPLACE	FL	0
FREDERICK	SAVANNAH	GA	1
FREDERICK	PALMBEACH	FL	2
FREDERICK	FREEHOLD	NJ	1
FREDERICK	BRIDGEWATE	NJ	0
FREDERICK	FAYETTEVIL	NC	710
FREDERICK	MURDO	SD	3
FREDERICK	SAVANNAH	GA	1
FREDERICK	DAYTONABEA	FL	670
FREDERICK	FAIRFAX	VA	0
FREDERICK	LEESBURG	VA	0
FREDERICK	POTTSTOWN	PA	0
FREDERICK	BRIDGEPORT	NJ	0
FREDERICK	JACKSON	MI	1
FREDERICK	JACKSON	MI	1
FREDERICK	GETTYSBURG	PA	4
FREDERICK	FTMYER	FL	31
FREDERICK	WAYNESBORO	PA	10
FREDERICK	GETTEYSBUR	PA	8
FREDERICK	RENO	NV	32
FREDERICK	CHARLESTOW	WV	1
FREDERICK	PHOENIX	AZ	10
FREDERICK	RENO	NV	32
FREDERICK	PHOENIX	AZ	8
FREDERICK	MTSTERLIN	KY	5
FREDERICK	SUMPTER	SC	3
FREDERICK	MTSTERLIN	KY	1
GARRETT	WASHINGTON	DC	1
GARRETT	WPALMBEA	FL	1
GARRETT	GOSHEN	CA	9
HARFORD	CHARLOTT	NC	0
HARFORD	WINTERSPRI	FL	812
HARFORD	WHITMIRE	SC	71
HARFORD	AVONDALE	PA	0
HARFORD	JOHNSTOWN	PA	96
HARFORD	GREENCOVE	FL	33

REPORT OTHER STATES

CALENDAR 1987

COUNTY	CITY	STATE	DAYS OPEN
HARFORD	YORK	PA	1
HARFORD	ELCAJONPD	CA	14
HARFORD	MADISON	OH	3
HOWARD	SOMERSET	PA	0
HOWARD	HONOLULU	HI	4
HOWARD	STATECOLL	PA	0
HOWARD	MARTINCO	FL	2
HOWARD	MIAMI	FL	735
HOWARD	PANAMACIT	FL	4
HOWARD	WASHINGTON	DC	43
HOWARD	WASHINGTON	DC	100
HOWARD	WASHINGTON	DC	21
MONTGOMERY	WASHINGTON	DC	0
MONTGOMERY	FAIRFAX	VA	0
MONTGOMERY	FAIRFAX	VA	0
MONTGOMERY	ARLINGTON	VA	1
MONTGOMERY	WASHINGTON	DC	0
MONTGOMERY	FTMYER	FL	5
MONTGOMERY	MAITHLAND	FL	1
MONTGOMERY	WASHINGTON	DC	1
MONTGOMERY	WASHINGTON	DC	1
MONTGOMERY	WASHINGTON	DC	0
MONTGOMERY	WASHINGTON	DC	0
MONTGOMERY	NEWYORK	NY	0
MONTGOMERY	WASHINGTON	DC	1
MONTGOMERY	WASHINGTON	DC	1
MONTGOMERY	LAGRANGE	IN	2
MONTGOMERY	NORFOLK	VA	2
MONTGOMERY	WASHINGTON	DC	1
MONTGOMERY	WASHINGTON	DC	0
MONTGOMERY	CULPEPER	VA	2
MONTGOMERY	RICHMOND	VA	8
MONTGOMERY	WASHINGTON	DC	1
MONTGOMERY	WASHINGTON	DC	2
MONTGOMERY	NORFOLK	VA	2
MONTGOMERY	LANSDALE	PA	73
MONTGOMERY	KINGGEORGE	VA	102
MONTGOMERY	WASHINGTON	DC	216
MONTGOMERY	WILMINGTON	DE	4
MONTGOMERY	AMARRILLO	TX	750
MONTGOMERY	SNOHAMISH	WA	659
MONTGOMERY	SNOHAMISH	WA	659
MONTGOMERY	SNOHAMISH	WA	659
MONTGOMERY	SNOHAMISH	WA	659
MONTGOMERY	SNOHAMISH	WA	659
MONTGOMERY	SANDYVALL	NV	25
MONTGOMERY	SANDYVALL	NV	25
MONTGOMERY	SILVERSPRG	IN	1

REPORT OTHER STATES

CALENDAR 1987

COUNTY	CITY	STATE	DAYS OPEN
MONTGOMERY	WASHINGTON	DC	33
MONTGOMERY	RALEIGH	NC	5
MONTGOMERY	ARLINGTON	VA	233
MONTGOMERY	ARLINGTON	VA	0
MONTGOMERY	FAIRFAX CO	VA	4
MONTGOMERY	WASHINGTON	DC	13
MONTGOMERY	ELLERBE	NC	18
MONTGOMERY	WASHINGTON	DC	8
MONTGOMERY	MIAMIBEACH	FL	23
MONTGOMERY	MIAMIBEACH	FL	22
MONTGOMERY	ATLAN BEAC	NC	31
MONTGOMERY	WASHINGTON	DC	172
MONTGOMERY	SCTHPLAIN	NJ	7
MONTGOMERY	CHARLOTTE	NC	21
MONTGOMERY	CHESAPEAKE	VA	1
MONTGOMERY	CHESAPEAKE	VA	1
MONTGOMERY	WASHINGTON	DC	2
MONTGOMERY	HARRISBURG	PA	3
MONTGOMERY	SMYRNA	TN	83
MONTGOMERY	WASHINGTON	DC	6
MONTGOMERY	WASHINGTON	DC	4
MONTGOMERY	WASHINGTON	DC	14
MONTGOMERY	JASPER	TN	40
MONTGOMERY	WASHINGTON	DC	5
MONTGOMERY	GAINSVILLE	FL	8
MONTGOMERY	GAINSVILLE	VA	7
MONTGOMERY	SEVENSPRGS	PA	5
MONTGOMERY	NEWYORK	NY	7
MONTGOMERY	WASHINGTON	DC	14
MONTGOMERY	WASH	DC	103
MONTGOMERY	LOSANGLES	CA	28
MONTGOMERY	LOUDONCO	VA	35
MONTGOMERY	WASHINGTON	DC	46
MONTGOMERY	OXFORD	PA	6
MONTGOMERY	OKLACITY	OK	38
MONTGOMERY	NEWOXFORD	PA.	7
MONTGOMERY	NEWYORK	NY	15
MONTGOMERY	NORTHPLATT	NE	2
MONTGOMERY	NEWYORK	NY	79
MONTGOMERY	LOSANGELOS	CA	29
MONTGOMERY	WASHINGTON	DC	7
MONTGOMERY	FAIRFAX	VA	4
MONTGOMERY	SANFRANCI	CA	8
MONTGOMERY	CULPEPER	VA	5
MONTGOMERY	WASHINGTON	DC	5
MONTGOMERY	WASHINGTON	DC	24
MONTGOMERY	HUNTSVILLE	AL	96
MONTGOMERY	WASHINGTON	DC	11

REPORT OTHER STATES

CALENDAR 1987

COUNTY	CITY	STATE	DAYS OPEN
MONTGOMERY	DAYTONABCH	FL	4
MONTGOMERY	LOUISTON	UT	2
MONTGOMERY	SANDIEGO	CA	7
MONTGOMERY	DAYTONABCH	FL	5
MONTGOMERY	KEMPTON	PA	1
PRINCE GEORGE'S	WASHINGTON	DC	1
PRINCE GEORGE'S	ALEXANDRIA	VA	817
PRINCE GEORGE'S	N	CA	1108
PRINCE GEORGE'S	MECKLENBUR	NC	717
PRINCE GEORGE'S	WASHINGTON	DC	845
PRINCE GEORGE'S	FAIRFAX	VA	753
PRINCE GEORGE'S	FAIRFAX	VA	1
PRINCE GEORGE'S	CAMDEN	NJ	1
PRINCE GEORGE'S	GLOUCESTER	NJ	2
PRINCE GEORGE'S	FTWASH	MS	0
PRINCE GEORGE'S	PALALTO	CA	4
PRINCE GEORGE'S	IREDELL	NC	0
PRINCE GEORGE'S	WASHINGTON	DC	1
PRINCE GEORGE'S	JESSUP	GA	2
PRINCE GEORGE'S	WASHINGTON	DC	0
PRINCE GEORGE'S	WASH	DC	1
PRINCE GEORGE'S	SE	DC	666
PRINCE GEORGE'S	ARLINGTON	VA	5
PRINCE GEORGE'S	WASHINGTON	DC	0
PRINCE GEORGE'S	BAKERCOUNT	FL	2
PRINCE GEORGE'S	WASHINGTON	DC	4
PRINCE GEORGE'S	WASHINGTON	DC	7
PRINCE GEORGE'S	DAYTONABEA	FL	5
PRINCE GEORGE'S	NEWYORKCTY	NY	40
PRINCE GEORGE'S	WASHINGTON	DC	139
PRINCE GEORGE'S	REDONDOBCH	CA	8
PRINCE GEORGE'S	FTORANGE	FL	1
PRINCE GEORGE'S	WASHINGTON	DC	5
PRINCE GEORGE'S	WASHINGTON	DC	52
PRINCE GEORGE'S	WASHINGTON	DC	1
PRINCE GEORGE'S	ALEXANDRIA	VA	2
PRINCE GEORGE'S	COLUMBUS	OH	31
PRINCE GEORGE'S	ORMONDBEAC	FL	3
PRINCE GEORGE'S	ARLINGTON	VA	42
PRINCE GEORGE'S	WILLIAMSTO	NC	15
PRINCE GEORGE'S	KIEL	WI	8
PRINCE GEORGE'S	WASHINGTON	DC	18
PRINCE GEORGE'S	WARWICK	RI	18
QUEEN ANNE'S	DOVER	DE	4
QUEEN ANNE'S	PHILADELPH	PA	39
QUEEN ANNE'S	WESTMEMPHI	AR	3
QUEEN ANNE'S	DOVER	DE	2
ST. MARY'S	SOUTHAMPT	CT	5

REPORT OTHER STATES

CALENDAR 1987

COUNTY	CITY	STATE	DAYS OPEN
ST. MARY'S	WOODBIDGE	VA	1
ST. MARY'S	VIRGBEACH	VA	8
ST. MARY'S	RICHMOND	VA	8
ST. MARY'S	WASHINGTON	DC	37
ST. MARY'S	LOSANGELES	CA	8
ST. MARY'S	LOSANGELES	CA	8
TALBOT	CLAYCO	FL	1
TALBOT	NOTTOWAY	VA	3
TALBOT	NOTTOWAY	VA	3
TALBOT	DOVER	DE	49
WASHINGTON	MARTINSBUR	WV	3
WASHINGTON	MARTINSBUR	WV	39
WASHINGTON	MARTINSBUR	WV	39
WASHINGTON	NEWORLEAN	LA	1
WASHINGTON	FREDERICK	VA	0
WASHINGTON	GREENCASTL	PA	975
WASHINGTON	MARTSINBUR	WV	36
WASHINGTON	NASHVILLE	TN	35
WASHINGTON	LAKEFOREST	IL	1
WASHINGTON	PITTSBURGH	PA	2
WASHINGTON	STATELINE	PA	3
WASHINGTON	WESTCOLUMB	SC	2
WASHINGTON	DETROIT	MI	31
WASHINGTON	MARTSINBUR	WV	4
WASHINGTON	MARTINSBUG	WV	8
WASHINGTON	CHAMBERSBU	PA	2
WASHINGTON	WESTCOLUMB	SC	2
WASHINGTON	PANAMACITY	FL	62
WICOMICO	MIAMI	FL	736
WICOMICO	MIAMI	FL	736
WICOMICO	SBAY	FL	743
WICOMICO	NEWYORK	NY	0
WICOMICO	SWEETVALL	PA	45
WICOMICO	RENO	NV	11
WICOMICO	RENO	NV	11
WICOMICO	RENO	NV	11
WICOMICO	SYLVANIA	GA	1
WICOMICO	FRANKFORD	DE	3
WICOMICO	DOVER	DE	7
WORCESTER	NEWBRUNSWK	NJ	2
WORCESTER	NEWBRUNSWK	NJ	2
BALTIMORE CITY	GRATER	CT	75
BALTIMORE CITY	HICKORY	NC	6
BALTIMORE CITY	COLUMBIA	SC	1
BALTIMORE CITY	HINESVILLE	GA	4
BALTIMORE CITY	ELLSWORTH	ME	2
BALTIMORE CITY	ELPASO	TX	13
BALTIMORE CITY	COLUMBIA	SC	4

REPORT OTHER STATES

CALENDAR 1987

COUNTY	CITY	STATE	DAYS OPEN
BALTIMORE CITY	ABBOTT	VA	9
BALTIMORE CITY	GOLDEN	CO	27
BALTIMORE CITY	MANASSAS	VA	2

TABLE VI: 1

MARYLAND CENTER FOR MISSING CHILDREN
 OPEN CASES AS OF JANUARY 1, 1988
 ALLEGANY COUNTY

SEX	RACE	AGE	NUMBER	OF	CASES
MALE	WHITE	16		1	
		17		1	
FEMALE	BLACK	16		1	
		17		1	
	WHITE	16		1	
		17		1	
BLACK	16		1		
TOTAL CASES				7	

PREPARED BY: MARYLAND CENTER FOR MISSING CHILDREN
 DATE: APRIL 4, 1988

TABLE VI: 2

MARYLAND CENTER FOR MISSING CHILDREN
 OPEN CASES AS OF JANUARY 1, 1988
 ANNE ARUNDEL COUNTY

SEX	RACE	AGE	NUMBER OF CASES	
MALE	WHITE	5	1	
		11	1	
		14	2	
		15	2	
		16	4	
		17	1	
		17	1	
	BLACK	12	1	
		14	2	
		15	1	
		17	2	
	FEMALE	WHITE	10	1
			13	1
			14	6
			15	10
			16	2
			17	3
18			2	
18			1	
BLACK		0	1	
		6	1	
		13	1	
		15	5	
		16	2	
		17	1	
		TOTAL CASES		53

PREPARED BY: MARYLAND CENTER FOR MISSING CHILDREN
 DATE: APRIL 4, 1988

TABLE VI: 3

MARYLAND CENTER FOR MISSING CHILDREN
 OPEN CASES AS OF JANUARY 1, 1988
 BALTIMORE COUNTY

SEX	RACE	AGE	NUMBER	OF	CASES	
MALE	WHITE	5		1		
		13		1		
		15		6		
		16		8		
		17		10		
	BLACK	14		3		
		15		7		
		16		6		
		17		7		
		17		1		
	FEMALE	WHITE	14		2	
			15		5	
			16		6	
			17		3	
			17		3	
		BLACK	1		1	
			14		3	
15				2		
16				3		
17				3		
ASIAN		13		1		
		16		1		
TOTAL CASES				80		

PREPARED BY: MARYLAND CENTER FOR MISSING CHILDREN
 DATE: APRIL 4, 1988

TABLE VI: 4

MARYLAND CENTER FOR MISSING CHILDREN
OPEN CASES AS OF JANUARY 1, 1988
CALVERT COUNTY

SEX	RACE	AGE	NUMBER	OF	CASES
FEMALE	WHITE	14		1	
		15		1	

TOTAL CASES

2

PREPARED BY: MARYLAND CENTER FOR MISSING CHILDREN
DATE: APRIL 4, 1988

TABLE VI: 5

MARYLAND CENTER FOR MISSING CHILDREN
OPEN CASES AS OF JANUARY 1, 1988
CAROLINE COUNTY

SEX	RACE	AGE	NUMBER	OF	CASES
FEMALE	BLACK	15		1	
TOTAL CASES					1

PREPARED BY: MARYLAND CENTER FOR MISSING CHILDREN
DATE: APRIL 4, 1988

TABLE VI: 6

MARYLAND CENTER FOR MISSING CHILDREN
 OPEN CASES AS OF JANUARY 1, 1988
 CARROLL COUNTY

SEX	RACE	AGE	NUMBER	OF	CASES
MALE	WHITE	15		1	
		17		2	
	BLACK	15		1	
		16		1	
FEMALE	WHITE	17		1	
		16		2	

TOTAL CASES

8

PREPARED BY: MARYLAND CENTER FOR MISSING CHILDREN
 DATE: APRIL 4, 1988

TABLE VI: 7

MARYLAND CENTER FOR MISSING CHILDREN
OPEN CASES AS OF JANUARY 1, 1988
CECIL COUNTY

SEX	RACE	AGE	NUMBER	OF	CASES
FEMALE	WHITE	12		1	
		14		1	
		15		1	
TOTAL CASES					3

PREPARED BY: MARYLAND CENTER FOR MISSING CHILDREN
DATE: APRIL 4, 1988

TABLE VI: 8

MARYLAND CENTER FOR MISSING CHILDREN
 OPEN CASES AS OF JANUARY 1, 1988
 CHARLES COUNTY

SEX	RACE	AGE	NUMBER	OF	CASES
MALE	WHITE	11		1	
		14		1	
		17		2	
FEMALE	BLACK	17		1	
	WHITE	4		1	
		15		1	
		17		2	

TOTAL CASES 9

PREPARED BY: MARYLAND CENTER FOR MISSING CHILDREN
 DATE: APRIL 4, 1988

TABLE VI: 9

MARYLAND CENTER FOR MISSING CHILDREN
 OPEN CASES AS OF JANUARY 1, 1988
 DORCHESTER COUNTY

SEX	RACE	AGE	NUMBER	OF	CASES
MALE	WHITE	17		1	
	BLACK	13		1	
FEMALE	WHITE	13		1	
	BLACK	12		1	

TOTAL CASES

4

PREPARED BY: MARYLAND CENTER FOR MISSING CHILDREN
 DATE: APRIL 4, 1988

TABLE VI: 10

MARYLAND CENTER FOR MISSING CHILDREN
 OPEN CASES AS OF JANUARY 1, 1988
 FREDERICK COUNTY

SEX	RACE	AGE	NUMBER OF CASES
MALE	WHITE	10	1
		14	1
FEMALE	WHITE	14	1
		15	2
		16	2
	BLACK	12	1

TOTAL CASES 8

PREPARED BY: MARYLAND CENTER FOR MISSING CHILDREN
 DATE: APRIL 4, 1988

TABLE VI: 11

MARYLAND CENTER FOR MISSING CHILDREN
 OPEN CASES AS OF JANUARY 1, 1988
 GARRETT COUNTY

SEX	RACE	AGE	NUMBER	OF	CASES
MALE	WHITE	15		1	
		16		2	
		17		1	
	INDIAN	16		1	
TOTAL CASES					5

PREPARED BY: MARYLAND CENTER FOR MISSING CHILDREN
 DATE: APRIL 4, 1988

TABLE VI: 12

MARYLAND CENTER FOR MISSING CHILDREN
 OPEN CASES AS OF JANUARY 1, 1988
 HARFORD COUNTY

SEX	RACE	AGE	NUMBER OF CASES
MALE	WHITE	12	1
		14	1
		15	1
		16	3
		17	1
FEMALE	BLACK	15	1
	WHITE	13	1
		14	2
		15	3
		16	1
		17	5
		30	1
	BLACK	14	1
TOTAL CASES			22

PREPARED BY: MARYLAND CENTER FOR MISSING CHILDREN
 DATE: APRIL 4, 1988

TABLE VI: 13

MARYLAND CENTER FOR MISSING CHILDREN
 OPEN CASES AS OF JANUARY 1, 1988
 HOWARD COUNTY

SEX	RACE	AGE	NUMBER OF CASES
MALE	WHITE	14	1
		15	1
		16	1
		17	1
FEMALE	BLACK	15	1
	WHITE	15	2
		16	1
		17	1
	BLACK	14	1
TOTAL CASES			10

PREPARED BY: MARYLAND CENTER FOR MISSING CHILDREN
 DATE: APRIL 4, 1988

TABLE VI: 14

MARYLAND CENTER FOR MISSING CHILDREN
OPEN CASES AS OF JANUARY 1, 1988
KENT COUNTY

SEX	RACE	AGE	NUMBER OF CASES
FEMALE	WHITE	14	1

TOTAL CASES 1

PREPARED BY: MARYLAND CENTER FOR MISSING CHILDREN
DATE: APRIL 4, 1988

TABLE VI: 15

MARYLAND CENTER FOR MISSING CHILDREN
OPEN CASES AS OF JANUARY 1, 1987
MONTGOMERY COUNTY

SEX	RACE	AGE	NUMBER	OF	CASES	
MALE	WHITE	5		1		
		6		1		
		8		1		
		13		6		
		14		9		
		15		6		
		16		6		
		17		3		
		BLACK	3		1	
			13		2	
			14		1	
			15		1	
		ASIAN	16		3	
17			1			
FEMALE	WHITE	6		2		
		10		1		
		12		2		
		13		3		
		14		7		
		15		7		
		16		4		
		17		7		
		18		1		
		BLACK	0		1	
			12		1	
			13		2	
			14		5	
		ASIAN	15		6	
			16		3	
15			1			
TOTAL CASES				96		

PREPARED BY: MARYLAND CENTER FOR MISSING CHILDREN
DATE: APRIL 4, 1988

TABLE VI: 16

**MARYLAND CENTER FOR MISSING CHILDREN
OPEN CASES AS OF JANUARY 1, 1988
PRINCE GEORGE'S COUNTY**

SEX	RACE	AGE	NUMBER OF CASES	
MALE	WHITE	0	1	
		5	1	
		13	1	
		14	1	
		15	2	
		16	7	
		17	5	
	BLACK	9	1	
		11	2	
		12	5	
		13	5	
		14	6	
		15	10	
		16	9	
		17	8	
		INDIAN	12	1
			16	1
FEMALE	WHITE	12	2	
		13	2	
		14	9	
		15	13	
		16	13	
		17	5	
		BLACK	4	1
	6		1	
	9		1	
	10		1	
	12		5	
	13		7	
	14		14	
	15		15	
	16		18	
	17		5	
	ASIAN	15	1	
TOTAL CASES			179	

PREPARED BY: MARYLAND CENTER FOR MISSING CHILDREN
DATE: APRIL 4, 1988

TABLE VI: 17

MARYLAND CENTER FOR MISSING CHILDREN
 OPEN CASES AS OF JANUARY 1, 1988
 QUEEN ANNE'S COUNTY

SEX	RACE	AGE	NUMBER	OF	CASES
MALE	WHITE	14		1	
FEMALE	WHITE	14		1	

TOTAL CASES

2

PREPARED BY: MARYLAND CENTER FOR MISSING CHILDREN
 DATE: APRIL 4, 1988

TABLE VI: 18

MARYLAND CENTER FOR MISSING CHILDREN
 OPEN CASES AS OF JANUARY 1, 1988
 SAINT MARY'S COUNTY

SEX	RACE	AGE	NUMBER	OF	CASES
MALE	WHITE	3		1	
		5		1	
		16		1	
FEMALE	WHITE	17		1	
		14		1	
		15		1	
		16		1	
		17		1	

TOTAL CASES

8

PREPARED BY: MARYLAND CENTER FOR MISSING CHILDREN
 DATE: APRIL 4, 1988

TABLE VI: 19

MARYLAND CENTER FOR MISSING CHILDREN
 OPEN CASES AS OF JANUARY 1, 1988
 WASHINGTON COUNTY

SEX	RACE	AGE	NUMBER OF CASES
MALE	WHITE	4	1
		8	1
FEMALE	BLACK	6	1
	WHITE	12	1
		13	1
		16	1
		17	1
	BLACK	15	1
		17	1

TOTAL CASES

9

PREPARED BY: MARYLAND CENTER FOR MISSING CHILDREN
 DATE: APRIL 4, 1988

TABLE VI: 20

MARYLAND CENTER FOR MISSING CHILDREN
 OPEN CASES AS OF JANUARY 1, 1988
 WICOMICO COUNTY

SEX	RACE	AGE	NUMBER	OF	CASES
MALE	WHITE	2		1	
		4		1	
		15		1	
FEMALE	WHITE	15		1	
		16		1	
	BLACK	14		2	

TOTAL CASES

7

PREPARED BY: MARYLAND CENTER FOR MISSING CHILDREN
 DATE: APRIL 4, 1988

TABLE VI: 21

MARYLAND CENTER FOR MISSING CHILDREN
OPEN CASES AS OF JANUARY 1, 1988
WORCESTER COUNTY

SEX	RACE	AGE	NUMBER	OF	CASES
MALE	WHITE	16		2	
FEMALE	WHITE	17		1	

TOTAL CASES

3

PREPARED BY: MARYLAND CENTER FOR MISSING CHILDREN
DATE: APRIL 4, 1988

MARYLAND CENTER FOR MISSING CHILDREN
OPEN CASES AS OF JANUARY 1, 1988
BALTIMORE CITY

SEX	RACE	AGE	NUMBER OF CASES		
MALE	WHITE	0	1		
		1	1		
		3	1		
		5	1		
		7	1		
		9	2		
		10	1		
		11	2		
		12	3		
		13	2		
		14	3		
		15	4		
		16	5		
		17	4		
		BLACK	0	1	
			1	2	
			2	3	
	8		1		
	11		1		
	12		3		
	13		5		
	14		8		
	15		15		
	16		7		
	17		3		
	FEMALE		WHITE	4	1
				5	1
				6	2
				9	1
				13	4
				14	15
				15	13
		16		21	
		17		4	
		BLACK		0	1
2				1	
4				2	
5				1	
7				2	
8				1	
10		2			
11		1			
12		4			
13		18			
14		23			
15		20			
16		14			
17		14			
INDIAN	1	1			
TOTAL CASES			247		