

MPL

816918

116918

116918

U.S. Department of Justice
National Institute of Justice

This document has been reproduced exactly as received from the person or organization originating it. Points of view or opinions stated in this document are those of the authors and do not necessarily represent the official position or policies of the National Institute of Justice.

Permission to reproduce this copyrighted material has been granted by

Public Domain
United States Coast Guard


to the National Criminal Justice Reference Service (NCJRS).

Further reproduction outside of the NCJRS system requires permission of the copyright owner.



U. S. COAST GUARD

GENERAL LAW ENFORCEMENT DIGEST OF INTERDICTION STATISTICS



NCJRS
MAY 8 1989
ACQUISITIONS

Compiled by (G-OLE-1)

9 / 30 / 88

DATA CENTER AND
CLEARINGHOUSE
FOR DRUGS AND CRIME

G-OLE-1
Data thru: 30 SEP 88
Revised: 13 OCT 88

TABLE OF CONTENTS

<u>SUBJECT</u>	<u>PAGE</u>
<u>ILLICIT DRUGS</u>	
<u>FISCAL YEAR:</u>	
General Law Enforcement Contraband Seizures from 1973 to 1988	1
USCG Marijuana Interdictions (1983 - 1988) Graph	2
USCG Cocaine Interdictions (1983 - 1988) Graph	3
Atlantic Area Illicit Drug Carrier Seizure Position Plot (1988)	4
Pacific Area Illicit Drug Carrier Seizure Position Plot (1988)	5
<u>CALENDAR YEAR:</u>	
General Law Enforcement Contraband Seizures from 1983 - 1988	6
USCG Marijuana Interdictions (1983 - 1988) Graph	7
USCG Cocaine Interdictions (1983 - 1988) Graph	8
USCG Drug Seizure Statistics by Geographical Region	9-10
Marijuana Interdictions by Vessel Nationality for Calendar Years 1987 and 1988	11
Monthly Summary of Marijuana Seized with any USCG involvement for CY 1977 - 1988	12
Drug Interdictions under the US/UK Agreement	13-14
Navy Assistance to Coast Guard Drug Enforcement	15-17
USCG Use of Deadly Force in Drug Enforcement	18

TABLE OF CONTENTS (cont'd)

Drug Interdictions by HAITIAN MIGRANT INTERDICTION OPERATIONS (HMIO) Cutter	19-20
Marijuana Smuggling Routes Map	21
Cocaine Smuggling Routes Map	22

ILLEGAL MIGRANTS

Illegal Migrants Interdicted by the U.S. Coast Guard by Migrant Nationality for CY 1981 - 1988	23
Illegal Haitian Migrants Interdicted by the U.S. Coast Guard by Month for CY 1981 - 1988	23

G-OLF
10/17/1988
SEIZURES THROUGH 10/17/88

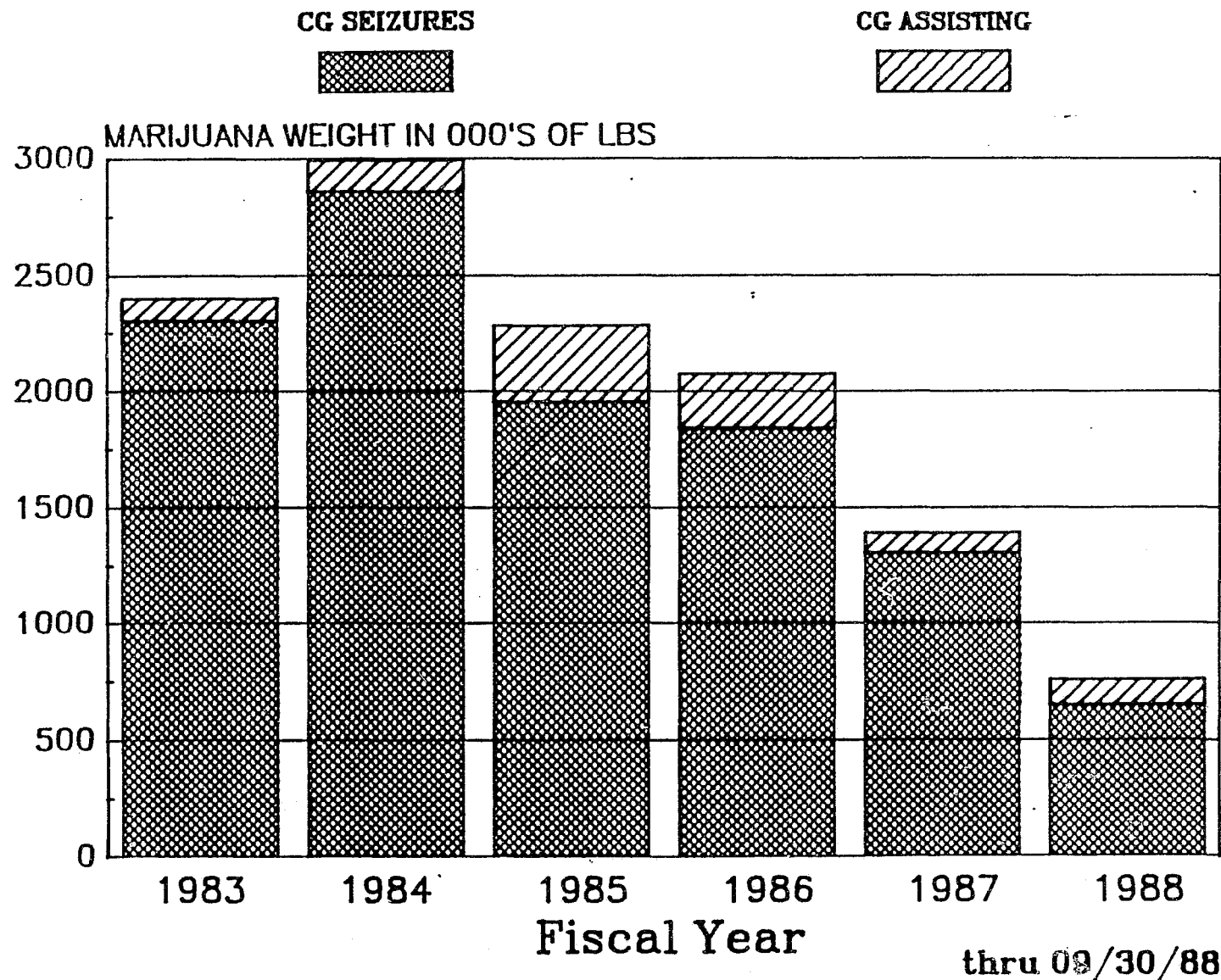
U. S. COAST GUARD
GENERAL LAW ENFORCEMENT CONTRABAND SEIZURES BY FISCAL YEAR

		73 - 80	81	82	83	84	85	86	87	88	89	TOTAL
SEIZURES BY COAST GUARD	CASES:	395	207	238	210	365	330	265	222	184 (61)*	7 (5)*	2,423
	VSLs:	362	184	185	145	224	186	149	152	143 (61)	7 (5)	1,737
SEIZURES BY OTHER AGENCIES W/ CG ASSISTANCE												
	C:	111	25	30	28	45	51	42	35	92 (25)*	0	459
	V:	104	21	25	22	33	39	16	19	73 (25)	0	352
MARIJUANA (LBS) BY COAST GUARD	C: 7,847,990	3,720,977	3,595,351	2,299,825	2,857,512	1,952,076	1,840,678	1,302,311	644,811	2,980	26,064,511	
	V: 7,558,585	3,637,372	3,534,089	2,239,278	2,795,986	1,861,460	1,748,382	1,224,514	618,988	2,980	25,221,634	
MARIJUANA (LBS) BY OTHER AGENCIES W/ CG ASSISTANCE												
	C: 1,155,896	284,046	180,925	101,850	134,635	329,197	233,604	88,553	110,541	0	2,619,247	
	V: 1,136,771	231,785	152,025	91,806	127,740	319,682	114,472	85,774	81,189	0	2,341,244	
COCAINE (LBS) BY COAST GUARD												
		64.02	0.00	40.10	55.46	1,932.42	5,890.10	7,494.58	12,950.22	14,634.76	166.00	43,227.66
COCAINE (LBS) BY OTHER AGENCIES W/ CG ASSISTANCE												
		14.42	0.00	224.10	1,850.02	75.00	79.75	1,004.41	9,503.96	24,364.84	0.00	37,116.50
HASHISH (LBS) BY COAST GUARD												
		47,814	0	34,580	1	29,962	0	2,099	2	0	0	114,458
HASHISH (LBS) BY OTHER AGENCIES W/ CG ASSISTANCE												
		7,241	167	18	0	0	0	1	0	86,000	0	93,427
HASHISH OIL (GAL) CG OR ASSIST												
		5	0	7	0	28	0	35	13	52	0	140
THAI STICKS (LBS) BY COAST GUARD												
		39,938	0	0	0	1	0	0	0	0	0	39,939
THAI STICKS (LBS) BY OTHER AGENCIES W/ CG ASSISTANCE												
		5,751	0	0	0	16,000	0	0	0	0	0	21,751
DANGEROUS DRUGS (DOSES) BY CG												
		5,200,817	5,961,036	61,628	100	0	1	0	0	0	0	11,223,582
ARRESTS	TOTAL:	2,262	1,010	1,128	799	1,165	829	724	626	528	6	9,077
	CG:	1,847	939	1,048	709	1,072	733	648	568	372	6	7,942
EST ST VALUE OF CONTRABAND MILLIONS												
	TOTAL:	4,454.41	2,662.91	3,760.01	2,187.45	2,906.63	2,839.94	3,039.79	3,097.16	3,061.42	12.06	28,021.78
	CG:	3,869.85	2,477.53	3,542.60	2,040.11	2,757.86	2,477.87	2,691.04	2,530.01	1,650.60	12.06	24,049.53

*DATA IN (PARENTHESIS) REPRESENTS ZERO TOLERANCE COMPONENT OF OVERALL TOTAL

COMDT(GOLE)

USCG MARIJUANA INTERDICTIONS

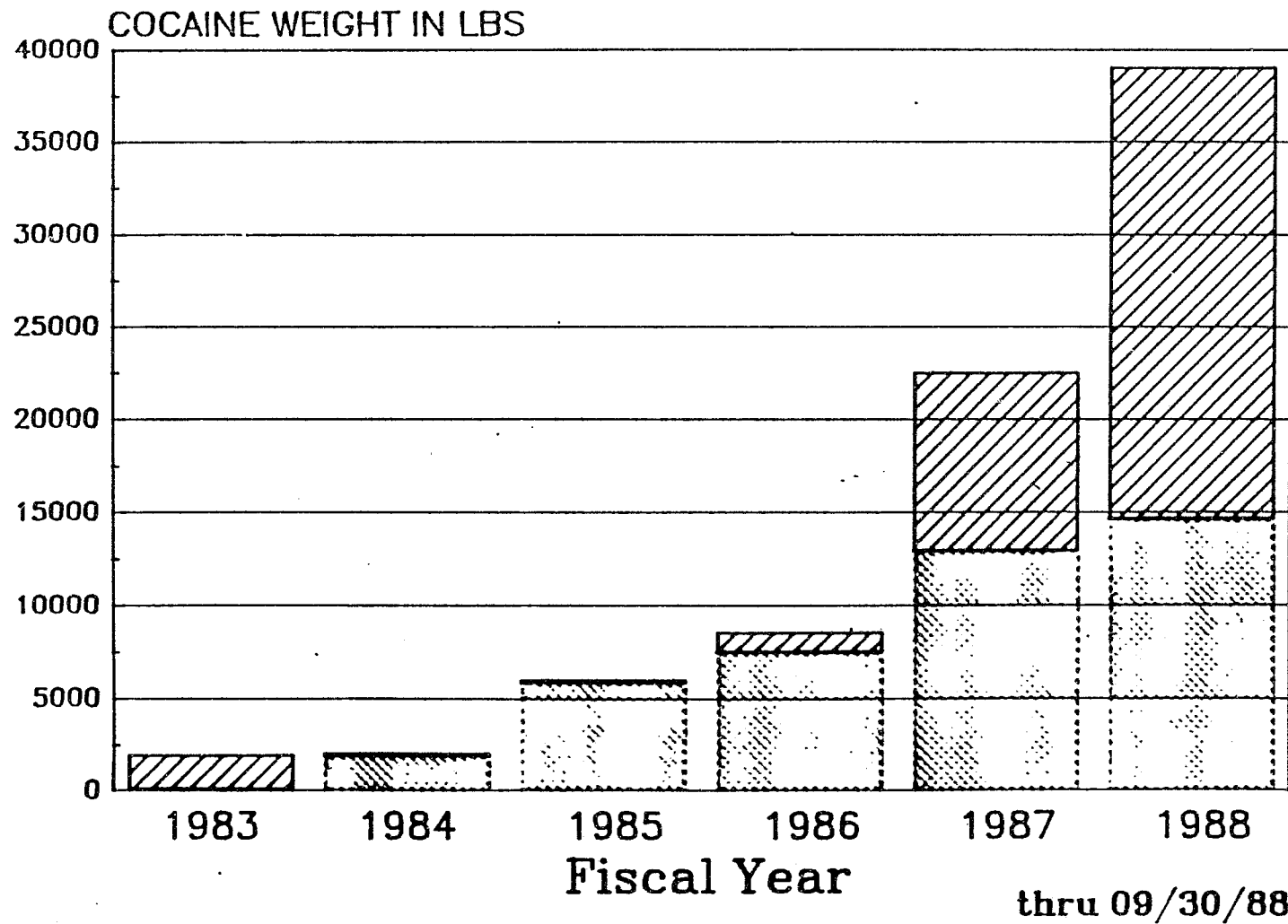


COMDT(GOLE)

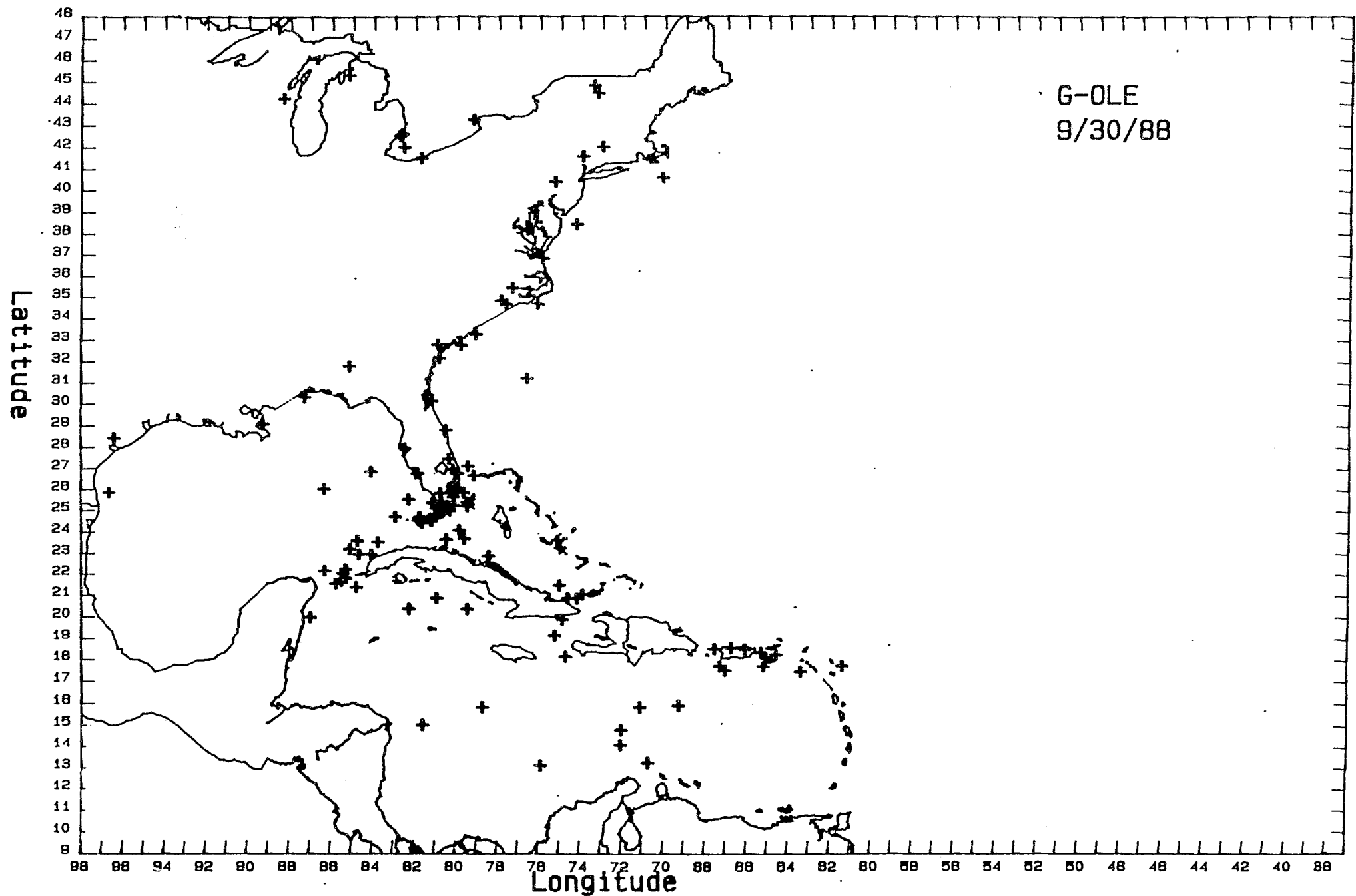
COCAINE WEIGHT IN LBS

CG SEIZURES

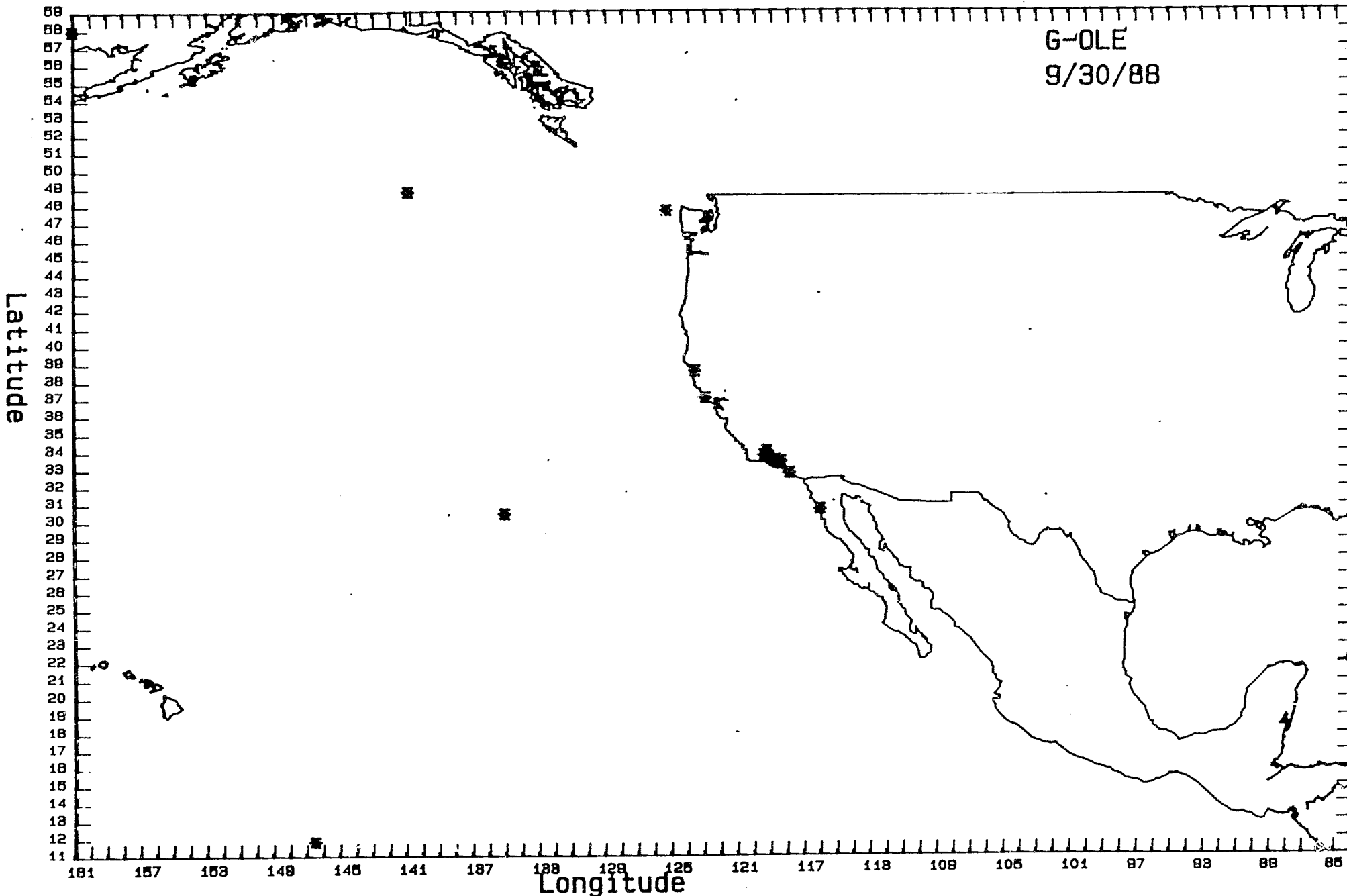
CG ASSISTING



FY88 USCG DRUG CARRIER SEIZURES



FY88 USCG DRUG CARRIER SEIZURES



U. S. COAST GUARD
GENERAL LAW ENFORCEMENT CONTRABAND SEIZURES BY CALENDAR YEAR

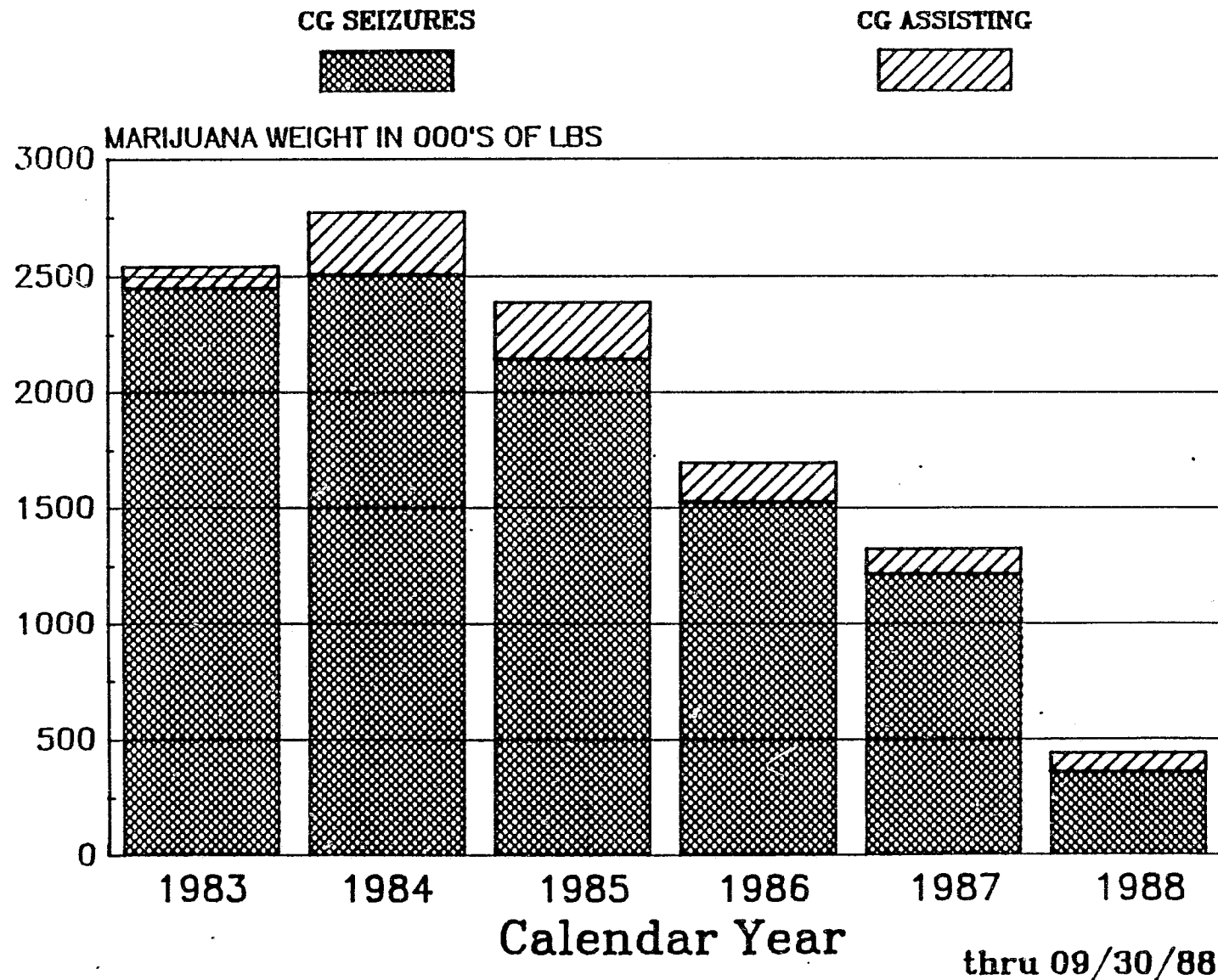
G-OLE
10/17/1988
SEIZURES THROUGH 9/30/88

		73 - 79	80	81	82	83	84	85	86	87	88	TOTAL
SEIZURES BY COAST GUARD	CASES:	339	149	173	232	262	367	293	267	202	137	(61)* 2,423
	VSLs:	316	134	146	173	170	218	165	159	139	112	(61) 1,734
SEIZURES BY OTHER AGENCIES	C:	103	20	22	35	27	51	45	42	45	76	(25)* 464
W/ CG ASSISTANCE	V:	96	17	21	30	21	38	28	17	29	62	(25) 357
MARIJUANA (LBS) BY COAST GUARD	C:	7,357,624	2,494,774	2,643,043	3,525,775	2,448,940	2,505,357	2,142,133	1,523,070	1,212,963	355,898	26,209,577
	V:	7,090,198	2,451,459	2,558,466	3,460,795	2,374,988	2,445,455	2,042,801	1,451,021	1,118,793	351,498	25,345,474
MARIJUANA (LBS) OTHER AGENCIES	C:	1,044,952	279,607	183,990	194,074	91,988	265,666	247,577	171,549	108,121	82,223	2,669,747
W/ CG ASSISTANCE	V:	1,025,827	227,446	183,890	165,174	81,944	258,021	168,008	120,621	107,692	53,121	2,391,744
COCAINE (LBS) BY COAST GUARD		64.02	0.00	40.00	9.36	46.20	1,966.92	6,546.82	10,333.66	14,767.42	9,287.26	43,061.66
COCAINE (LBS) BY OTHER AGENCIES		4.41	10.01	96.10	828.01	1,150.01	75.00	847.25	1,391.46	11,207.21	21,507.04	37,116.50
W/ CG ASSISTANCE												
HASHISH (LBS) BY COAST GUARD		47,250	564	34,580	0	29,962	1	2,099	2	0	0	114,458
HASHISH (LBS) BY OTHER AGENCIES		7,240	168	0	18	0	0	0	1	0	86,000	93,427
W/ CG ASSISTANCE												
HASHISH OIL (GAL) CG OR ASSIST		0	5	7	0	10	18	1	47	37	15	140
THAI STICKS (LBS) BY COAST GUARD		27,315	12,623	0	0	0	1	0	0	0	0	39,939
THAI STICKS (LBS) BY OTHER AGENCIES		5,751	0	0	0	0	16,000	0	0	0	0	21,751
W/ CG ASSISTANCE												
DANGEROUS DRUGS (DOSES) BY CG		4,686,260	514,584	5,961,009	61,628	100	0	1	0	0	0	11,223,582
ARRESTS TOTAL:		2,067	728	803	1,081	895	1,054	794	697	614	375	9,108
CG:		1,686	649	737	988	835	938	718	627	521	261	7,960
EST ST VALUE OF CONTRABAND \$MILLIONS	TOTAL:	3,921.06	1,992.75	1,802.25	4,042.62	2,124.42	2,783.06	3,196.29	2,774.84	3,231.25	2,202.30	28,070.84
	CG:	3,435.85	1,793.90	1,663.08	3,808.58	2,014.36	2,505.08	2,860.76	2,481.94	2,555.35	964.16	24,083.06

*DATA IN (PARENTHESIS) REPRESENTS ZERO TOLERANCE COMPONENT OF OVERALL TOTAL

COMDT(G-OLE)

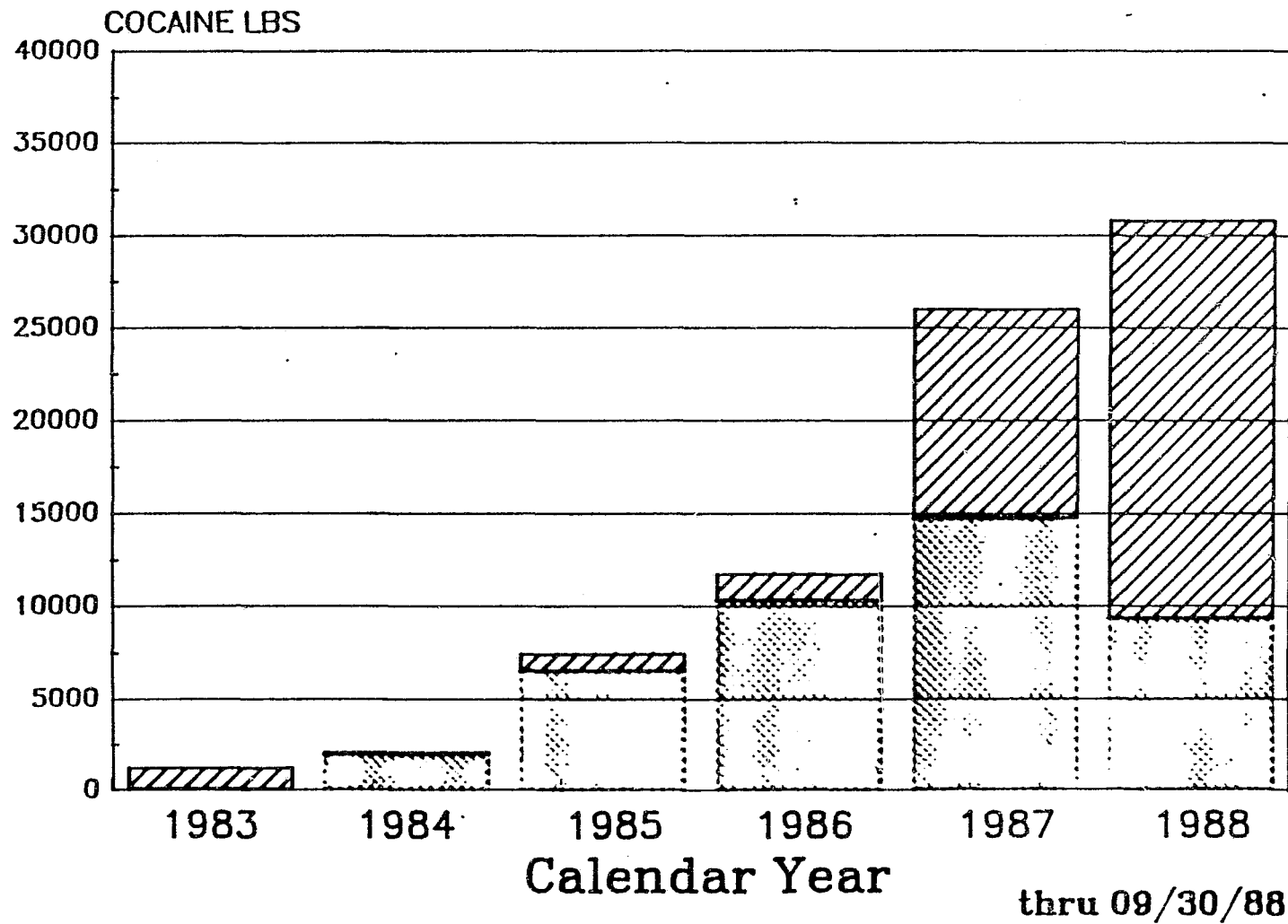
USCG MARIJUANA INTERDICTIONS



COMDT(G-OLE)

CG SEIZURES

CG ASSISTING



G-OLE-1
Data thru: 30 SEP 88
Revised: 10 OCT 88

U.S. COAST GUARD DRUG SEIZURE STATISTICS BY REGION
1/ 1/88 TO 9/30/88: ANY CG INVOLVEMENT

	NUMBER	AMOUNT	AVE AMOUNT
	-----	-----	-----
NEW ENGLAND (1st)	:		
CASES	8		
VESSELS	6		
ARRESTS	9		
MARIJUANA LBS	7	12.0	1.7
MJ ON VSLS	6	0.6	0.1
COCAINE LBS	1	0.1	0.1
HEROIN LBS	1	12.0	12.0
MID-ATLANTIC (5th):			
CASES	17		
VESSELS	15		
ARRESTS	18		
MARIJUANA LBS	16	19,441.1	1215.7
MJ ON VSLS	15	1.1	0.8
COCAINE LBS	2	17.7	8.8
SOUTHEASTERN U.S. & CARIBBEAN (7th):			
CASES	132		
VESSELS	101		
ARRESTS	259		
MARIJUANA LBS	103	186,232.3	1808.8
MJ ON VSLS	79	173,157.3	2191.9
COCAINE LBS	34	30,776.5	905.2
HASH OIL GALS	2	15.1	7.5
GULF OF MEXICO (8th):			
CASES	16		
VESSELS	13		
ARRESTS	30		
MARIJUANA LBS	14	17,551.8	1253.7
MJ ON VSLS	12	16,601.8	1383.4
COCAINE LBS	1	0.1	0.1
HEROIN LBS	1	1.0	1.0
CENTRAL U.S. (2nd & 9th):			
CASES	9		
VESSELS	9		
ARRESTS	4		
MARIJUANA LBS	7	0.7	0.1
MJ ON VSLS	7	0.7	0.1
COCAINE LBS	2	0.2	0.1

U.S. COAST GUARD DRUG SEIZURE STATISTICS BY REGION
1/ 1/88 TO 9/30/88: ANY CG INVOLVEMENT

	NUMBER	AMOUNT	AVE AMOUNT
	-----	-----	-----
PACIFIC DISTRICTS (11th, 13th, 14th & 17th):			
CASES :	31		
VESSELS :	30		
ARRESTS :	55		
MARIJUANA LBS :	29	214,885.2	7409.8
MJ ON VSLS :	28	214,860.2	7673.6
COCAINE LBS :	1	0.1	0.1
HASHISH LBS :	1	86,000.0	86000.0
TOTALS :			
CASES :	213		
VESSELS :	174		
ARRESTS :	375		
MARIJUANA LBS :	176	438,121.8	2489.3
MJ ON VSLS :	147	404,619.8	2752.5
COCAINE LBS :	41	30,794.3	751.8
HASHISH LBS :	1	86,000.0	86000.0
HASH OIL GALS :	2	15.01	7.5
HEROIN LBS :	2	13.0	6.5

NOTE: Cases in which the CG assisted other agencies are included.

Data thru: 30 SEP 88
Revised: 13 OCT 88

MARIJUANA INTERDICTIONS BY VESSEL NATIONALITY FOR CY 87 AND CY 88*
WITH ANY COAST GUARD INVOLVEMENT

<u>CY 88</u>	<u>VESSEL NATIONALITY</u>	<u>CASES</u>	<u>MJ LBS</u>	<u>ARRESTS**</u>
	United States (US)	125	101,608	174
	Colombia (CO)	1	4,500	0
	Haiti (HA)	1	30	5
	Honduras (HO)	1	4,000	6
	Jamaica (JM)	1	5,000	7
	Panama (PM)	7	237,535	55
	United Kingdom (UK)	2	400	5
	Venezuela (VE)	2	13,300	6
	Stateless (XX)	7	33,486	28
	<u>Non-Vessel</u>	<u>29</u>	<u>33,502</u>	<u>10</u>
	TOTAL	176	438,121	296
<u>CY 87</u>	<u>VESSEL NATIONALITY</u>	<u>CASES</u>	<u>MJ LBS</u>	<u>ARRESTS**</u>
	United States (US)	100	444,118	234
	Australia (AS)	1	1	0
	Bahamas (BF)	2	21,745	14
	Bermuda (BD)	1	1	0
	Colombia (CO)	1	1	5
	Costa Rica (CS)	1	30,320	6
	Haiti (HA)	2	17,483	10
	Honduras (HO)	5	123,480	44
	Mexico (MX)	1	41,536	6
	Panama (PM)	7	271,401	60
	Sierra Leone (SL)	1	44,160	8
	St. Vincent (VC)	1	23,100	8
	United Kingdom (UK)	3	7,812	11
	Venezuela (VE)	2	13,020	15
	Stateless (XX)	14	188,307	78
	<u>Non-Vessel</u>	<u>64</u>	<u>94,599</u>	<u>0</u>
	TOTAL	206	1,321,084	499

* Through 30 September 1988

**Note: Arrests are by FLAG of vessel, NOT nationality of individuals

G-OLE-1
10/13/1988

MONTHLY SUMMARY OF MARIJUANA SEIZED WITH ANY USCG INVOLVEMENT

MONTH	77	78	79	80	81	82	83	84	85	86	87	88	TOTAL
JAN	15,021 3	193,265 10	253,554 9	249,415 19	195,051 13	433,680 36	218,888 20	294,662 40	155,167 24	37,663 14	24,139 7	45,931 18	2,116,436 213
FEB	344,000 2	155,234 11	72,702 4	141,270 14	584,625 10	273,981 27	64,675 4	293,470 38	232,373 32	111,034 23	98,750 15	116,475 13	2,488,589 193
MAR	5,000 1	202,263 18	101,861 8	94,094 13	318,840 21	451,347 23	140,125 20	378,641 40	148,872 24	149,090 18	149,681 22	1,742 4	2,141,556 212
APR	9,450 3	395,584 11	178,077 13	4,358 4	91,091 13	379,538 25	152,770 22	161,026 33	144,885 32	145,685 21	97,839 18	16,131 23	1,776,446 218
MAY	89,042 8	323,962 14	241,682 12	88,380 2	107,611 17	479,911 23	118,235 17	287,697 30	222,659 21	435,012 35	207,017 19	45,857 47	2,647,099 245
JUN	34,368 8	301,152 23	419,318 19	30,180 2	74,933 13	287,855 19	348,710 25	206,080 38	78,777 27	142,322 34	222,746 23	1,700 11	2,148,147 241
JUL	76,500 4	406,600 20	178,271 15	21,640 2	299,570 21	301,953 22	302,397 23	81,560 27	111,636 32	119,236 22	74,090 15	158,190 20	2,131,643 223
AUG	46,000 3	620,072 19	838,385 6	42,323 6	202,067 18	207,972 16	157,904 29	272,715 26	310,139 33	66,000 17	31,813 14	45,029 24	2,840,419 211
SEP	114,046 6	194,897 15	66,847 9	128,196 8	156,710 11	163,504 17	157,863 19	120,935 24	218,528 18	101,566 29	97,778 26	7,066 16	1,527,936 198
OCT	20,400 3	366,495 13	7,500 1	505,113 26	300,487 21	116,281 16	149,473 38	129,700 33	351,587 18	143,000 24	222,278 22	0 0	2,312,314 215
NOV	94,180 5	210,462 12	169,407 10	588,376 31	101,981 10	416,838 19	391,664 39	475,284 34	267,732 26	210,310 19	62,709 12	0 0	2,988,943 217
DEC	364,140 15	277,878 6	508,932 23	*881,036 36	394,067 23	206,989 18	338,224 28	53,253 42	147,355 17	33,701 20	32,244 13	0 0	3,237,819 241
TOT	1,212,147 61	3,647,864 172	3,036,536 129	2,774,381 163	2,827,033 191	3,719,849 261	2,540,928 284	2,755,023 405	2,389,710 304	1,694,619 276	1,321,084 206	438,121 176	28,147,062 2567

*POUNDS OF MARIJUANA
NUMBER OF SEIZURE

G-OLE-1
Data thru: 30 SEP 88
Revised: 13 OCT 88

VESSEL SEIZURES UNDER THE US/UK AGREEMENT

<u>Vessel Name</u>	<u>Flag</u>	<u>Date Seized</u>	<u>MJ Pounds</u>	<u>Arrests</u>	<u>Seizing Cutter</u>
MISTERIOSO	UK	1/4/82	32,000	9	CGC DEPENDABLE
JIM HAWKINS	CJ	1/13/82	14,270	4	CGC TAMAROA
TIBERON	UK	1/31/82	19,900	6	CGC CAPE GULL
OUR WAY	UK	3/6/82	1,400	1	CG GROUP CAPE HATTERAS
DAMOCLES	CJ	3/18/82	56,000	22	CGC COURAGEOUS
MISFIT	UK	4/1/82	70,000	4	CGC INGHAM
FIESTA	UK	8/9/82	12,000	2	CGC CAPE FAIRWEATHER
LAGO IZABAL	CJ	11/28/82	32,080	9	CGC CAPE UPRIGHT
MY LORD	UK	12/2/82	10,000	8	CGC ESCAPE
GOLDEN EAGLE	CJ	4/1/83	20,000	0	FLORIDA MARINE PATROL
AFCO VI	UK	5/13/83	28,850	7	CGC DURABLE
OCEAN OVERTURE	UK	6/22/83	5,050	2	CGC POINT JACKSON
HETTY	UK	11/2/83	29,961	4	CGC VIGOROUS
			(hashish)		
NARWAL	UK	11/4/83	29,900	16	CGC DALLAS
MAXIMA	UK	11/24/83	3,400	3	CGC CAPE KNOX
MARIO E	UK	12/11/83	32,760	15	CGC VIGILANT
NEPTUNE	CJ	12/22/83	85,500	11	CGC UTE
VERA	UK	2/7/84	30,000	7	CGC DECISIVE
ELIZABETH	UK	2/27/84	21,700	14	CGC ALERT
MRS WHITE	UK	6/3/84	33,750	8	CGC LIPAN
HALCYON	CJ	9/13/84	1	5	CUSTOMS
STECARIKA	CJ	6/19/84	24,430	15	CGC DALLAS
CRAMAY	TK	6/19/84	35,080	4	CGC DAUNTLESS
MIRIAM C	UK	8/18/84	30,000	16	CGC COURAGEOUS
BABY FOOT	TK	9/24/84	126	17	CUSTOMS
MARGIE	UK	9/25/84	8,175	3	CGC EVERGREEN
YEMAYA	UK	9/28/84	3,060	3	CGC UTE
CAPTAIN JOE	TK	11/10/84	20,000	4	CGC BIBB
MAR ANTIL	UK	11/23/84	70,950	13	LEDET/USS HERCULES
PRINCESS	UK	11/27/84	34,900	2	CGC GENTIAN
EMANUEL II	CJ	1/28/85	659(coke)	9	CGC VIGILANT
CRUZ DEL SUR	CJ	3/3/85	3	16	CGC MESQUITE
CHATA ONE	CJ	3/9/85	38,290	11	CGC UTE
MACVIE	UK	8/20/85	51,280	9	CGC PT SAL
ISLAND VENTURER	CJ	8/20/85(seized with MACVIE)			CGANT VENICE
LINE ISLAND					
TRADER	UK	4/15/86	9097	6	CGC MUNRO
ABACO TREASURE	UK	8/28/86	133	7	CG STATION FT PIERCE
CALLIOPE	VI	10/4/86	8,640		CG STATION MENEMSHA
JOUER	UK	10/8/86	214	2	CGC SHEARWATER
CIRRUS	UK	11/14/86	8,000	4	LEDET/USS KING

VESSEL SEIZURES UNDER THE US/UK AGREEMENT (cont'd)

<u>Vessel Name</u>	<u>Flag</u>	<u>Date Seized</u>	<u>MJ Pounds</u>	<u>Arrests</u>	<u>Seizing Cutter</u>
NOMADIC STAR	UK	6/2/87	260	2	CGC STEADFAST
MYTH OF ECURIE	UK	6/16/87	7552	4	CGC CAPE ROMAIN
STELLA	UK	11/1/87	(seized)	5	CGC MONHEGAN
JOMARA	UK	6/1/88	440	3	CGC BARANOF
BLUE STREAMER	UK	5/14/88	.01	2	CGC WHITEHORN
Total cases:	44	Total pounds:	889,133 marijuana 29,961 hashish 659 cocaine	Total arrests:	274

G-OLE-1
Data thru: 30 SEP 88
Revised: 13 OCT 88

NAVY ASSISTANCE TO COAST GUARD DRUG ENFORCEMENT

<u>Vessel Name</u>	<u>Flag</u>	<u>Date Seized</u>	<u>MJ LBS</u>	<u>Arrests</u>	<u>Navy Action</u>
SALTY	US	4/27/81	38	3	USS BEARY- recovered drugs
MISS CECILE	US	5/28/82	71,400	4	USS FARRAGUT- escort/tow, P-3 sighted
RIO PANUCO	XX	5/28/82	102,650	19	USS FARRAGUT- sight/escort
BENNY	XX	6/4/82	21,920	7	USS MCDONNEL- refueled WPB
YVETTE	US	6/6/82	10,950	7	USS FIDELITY- escort/tow
MON'T BORON	XX	9/10/82	Residue	11	USS CLIFTON SPRAGUE- show of force
RECIFE	XX	11/20/82	50,650	11	LEDET/USS MISSISSIPPI
CIVONNEY	XX	3/16/83	40,000	21	P-3 sighted
			46.2 lbs cocaine		
GATOR	US	4/9/83	2,520	4	LEDET/USS AQUILA
XIPHIAS	US	4/21/83	27,225	5	LEDET/USS ARIES
ALEX	PM	6/28/83	100,000	17	USS CLAUDE V. RICKETTS- escort
RANGER	XX	7/15/83	57,265	9	LEDET/USS KIDD <u>USE OF FORCE</u>
T-GRIT	PM	8/3/83	28,000	14	LEDET/USS BARNSTABLE COUNTY
FL-2940-EA	US	8/4/83	3,800	3	LEDET/USS PEGASUS
FLOATING BALES		8/10/83	6,300		LEDET/USS ARIES
OCEAN QUEEN	US	10/15/83	Residue	6	LEDET/USS SPARTENBURG COUNTY
FL-7277-EM	US	10/22/83	Residue	3	LEDET/USS SPARTENBURG COUNTY
WAMMER JAMMER	US	11/3/83	500	2	LEDET/USS AUBREY FITCH
FLOATING BALES		11/8/83	120		P-3 sighted
FL-1988-F	US	1/9/84	2,000	2	LEDET/USS ARIES
FLOATING BALES		1/15/84	75		USS BIDDLE recovered
FLOATING BALES		1/25/84	50		USS GEMINI recovered
RAMA CAY	PM	2/2/84	23,000	8	P-3 sighted
GRIFFON	US	3/20/84	29,484	3	P-3 sighted
SPORT FISHING	US	4/24/84	7,350	6	USS PAUTE- tow
GULF STAR	US	5/1/84	50	5	LEDET/USS MCINERNEY
SEA WALTZ	US	5/15/84	8,850	3	LEDET/USS REID
BISMARCK	XX	5/20/84	60,905	8	P-3 sighted
FLOATING BALES		6/3/84	35		LEDET/USS AQUILA
FL-6638-AN	US	7/2/84	1,050	2	LEDET/USS AQUILA
FISH WITCH	US	7/5/84	Residue	2	LEDET/USS AQUILA
MAX	US	8/12/84	6,000	5	USS BARNEY- escort/tow
SAN ANDREA	PM	8/12/84	15,000	10	LEDET/USS GEMINI
PENIEL	HA	10/8/84	250	1	USS TAURUS- sighted
ZULIA I	XX	11/19/84	1,350	3	LEDET/USS HERCULES
MAR ANTIL	UK	11/23/84	70,950	13	LEDET/USS HERCULES
CONTESSA	US	11/23/84	5,920	3	LEDET/USS GEMINI
LOLA	US	11/30/84	3,000	3	USS DEYO- tow
SILVER STAR II	PM	12/10/84	21,350	5	LEDET/USS TAURUS
PACIFIC STAR	PM	12/31/84	44,000	7	P-3 sighted

NAVY ASSISTANCE TO COAST GUARD DRUG ENFORCEMENT (cont'd)

<u>Vessel Name</u>	<u>Flag</u>	<u>Date Seized</u>	<u>MJ LBS</u>	<u>Arrests</u>	<u>Navy Action</u>
FL-7552-F	US	4/15/85	5,000	2	LEDET/PB 731 and PB 738
FLOATING BALES		7/16/85	60		USS DETROIT
SALLY ANN	US	8/1/85	17,360	4	LEDET/USS HERCULES
TUG CAPSTAN & BARGE	US	9/4/85	131,120	4	P-3 searched
STORM	XX	10/23/85	Residue	8	P-3 sighted
FLOATING BALES		11/1/85	65,000		P-3 sighted
LAURA ROSA	PM	11/10/85	13,150	9	LEDET/USS SEMMES
ISLA DE SABAS	PM	11/5/85	7,650	0	LEDET/USS MACDONOUGH (VSL seized by CO govt.)
CHIEF C	US	12/12/85	19,380	4	P-3 searched
FLOATING BALES		12/18/85	200		LEDET/USS MCDONALD
BARBARA REGLA	US	12/23/85	2,500	6	LEDET/USS THOMAS C. HART
FL-3727-BH	US	1/30/86	2,150	0	P-3 searchedZ
TAHAZAR	XX	2/15/86	53,240	8	LEDET/USS ELROD
PEPITO	CO	2/20/86	7,400	7	LEDET/USS ELROD
EL COBO	US	3/31/86	70	0	Navy Helo located
HANNI	PM	5/9/86	37,840	9	LEDET/USS TAURUS
ONIRIS	CO	7/3/86	27,720	7	P-3 sighted
MELANIE	US	9/23/86	11,400	3	LEDET/USS SAMUEL B. ROBERTS
PRIVATE A/C	XX	9/23/86	650	0	Navy Helo located/pursued
MELISSA	US	10/12/86	12,400	4	P-3 sighted
CIRRUS	UK	11/14/86	8,000	4	LEDET/USS KING
ROSE MARIE 10	XX	11/15/86	20,000	7	LEDET/USS MCCLOY
CAPT ROBERT	HO	11/16/86	10,000	8	LEDET/USS KING
SEE WONDERER	XX	11/20/86	98,325	10	LEDET/USS MCCLOY
DELFIN	XX	12/2/86	17,085	7	P-3 sighted
TRAVELLER	US	12/11/86	4,600	3	LEDET/USS GLOVER
FL-5665-EY	US	12/18/86	1,800	2	LEDET/USS AQUILA
GRANELERO II	PM	1/13/87	50 lb cocaine	20	LEDET/USS KOELSCH
RAMIL	US	2/14/87	460	4	P-3 sighted
KADOONA	US	2/26/87	Residue	2	LEDET/USS ARIES
DICK II	US	3/24/87	29,880	6	P-3 sighted
SAN FRANCISCO II	MX	3/27/87	25,000	6	LEDET/USS JOHN L. HALL
ENDEAVOR OF MAN	US	3/29/87	660	3	LEDET/USS BOONE
FLOATING BALES		3/29/87	25		NAS KEY WEST recovered
FLOATING BALES		3/30/87	150		LEDET/USS KOELSCH
ORION I	HO	4/2/87	11,560	12	LEDET/USS MCCLOY
FLOATING BALES		4/6/87	450		P-3 sighted
FL-7108-EA	US	4/7/87	1,770	2	LEDET/USS GEMINI
FL-3368-EW	US	4/8/87	498 lb cocaine		LEDET/USS GEMINI
EL CHAPU I	PM	4/8/87	1	8	LEDET/USS BOONE
FL-8234-EM	US	4/12/87	2,860	2	LEDET/USS ORTOLAN
DON YASSER	HO	5/2/87	20,230	7	P-3 sighted

NAVY ASSISTANCE TO COAST GUARD DRUG ENFORCEMENT (cont'd)

<u>Vessel Name</u>	<u>Flag</u>	<u>Date Seized</u>	<u>MJ LBS</u>	<u>Arrests</u>	<u>Navy Action</u>
JACQUELINE	US	5/19/87	850	3	LEDET/USS FAHRION
FL-7743-DL	US	6/25/87	1	2	LEDET/USS GEMINI
LAS MERCEDES	CO	7/19/87	1	5	LEDET/USS J.L. HALL
TRI-DIVE	US	8/14/87	2,000	2	LEDET/USS SELLERS
WAMANDAI	XX	9/5/87	22,435	13	P-3 sighted
LAURA ROSA	PM	9/24/87	20,000	9	LEDET/USS MCCLOY
FL-0508-EW	US	10/21/87	1,000	2	LEDET/USS GEMINI
VELDA MARIE	US	10/29/87	277 lb	3	LEDET/USS SEMMES
			cocaine		
YOKO MARU #77	XX	10/31/87	40,000	8	LEDET/USS SEMMES
FL-3162-EY	US	12/5/87	Hidden		LEDET/USS HERCULES
			Compartments		
JURANGO KISS	XX	12/7/87	11,340	7	LEDET/USS W.S. SIMS
TIMBALIER	US	12/10/87	1,064 lb	3	LEDET/USS HERCULES
			cocaine		
CHRISTINA M	PM	2/20/88	21,660	14	LEDET/USS OUELLETT (assist)
MARIA ELENA	US	5/11/88	1	0	LEDET/USS HORNE
LOCOCO BROS.	US	5/18/88	1	0	LEDET/USS FOX
MARGERET	XX	5/22/88	450	7	LEDET/USS DE WERT
MARA III	VE	6/10/88	300	6	LEDET/JESSE L. BROWN
ENCOUNTER BAY	PM	7/1/88	143,000	18	P-3 sighted
ROSSANA	VE	7/17/88	13,000	0	LEDET/USS AINSWORTH
FILIMON	PM	8/18/88	4,760	4	LEDET/USS J.L. BROWN
MARINA	CO	8/25/88	4,500	0	LEDET/USS MCCLOY
KIKO	HO	8/26/88	4,000	6	LEDET/USS MCCLOY
WATERMELON	US	9/16/88	vessel	2	LEDET/USS KING
			scuttled		

Total cases: 106 Total pounds: 1,800,702 lbs marijuana Total arrests: 531
2,386 lbs cocaine

G-OLE-1
Data thru: 30 SEP 88
Revised: 13 OCT 88

USCG USE OF DEADLY FORCE IN DRUG INTERDICTION

<u>VESSEL NAME</u>	<u>FLAG</u>	<u>DATE</u>	<u>UNIT</u>	<u>ROUNDS FIRED</u>	<u>CASUALTIES</u>
THOMAS E	US	10/10/80	CGC PT FRANCIS	55 (50 cal)	0
POLARIS	US	11/20/80	CGC PT SPENCER	40 (50 cal)	0
FL-6883-SH	US	1/29/81	CGC CP SHOALWATER	50 (50 cal)	0
SNOWFLAKE	XX	6/21/81	CGC STEADFAST	75 (50 cal)	0
CONE	CO	3/4/82	CGC DECISIVE	423 (50 cal)	0
LAGO IZABAL	CJ	11/28/82	CGC PT ROBERTS	50 (50 cal)	0
ANNA I	US	3/26/83	CGC HAMILTON	18 (20 mm)	0
MISS SHIRLEY	XX	6/26/83	CGC UTE	15 (50 cal)	0
RANGER	XX	7/16/83	LEDET/ USS KIDD	18 (50 cal)	0
CAPT BLACK	XX	2/16/84	CGC DAUNTLESS	102 (50 cal)	0
CRAMAY	TK	6/19/84	CGC DAUNTLESS	50 (50 cal)	0
SEA KING	US	7/18/85	CGC DECISIVE	41 (50 cal)	0
EL TORO	CO	11/10/85	CGC GALLATIN	15 (50 cal)	1
(01 Person suffered shrapnel wounds)					
ROSE MARIE 10	XX	11/14/86	LEDET/USS MCCLOY	Unknown (50 cal)	1
(01 Person suffered gunshot wound to right arm and shrapnel wound to right side of head)					
ENCOUNTER BAY	PM	7/1/88	CGC BOUTWELL	90 (50 cal)	0
SHE ME	XX	9/4/88	CGC NUNIVAK	9 (M60)	0

G-OLE-1
Data thru: 30 SEP 88
Revised: 13 OCT 88

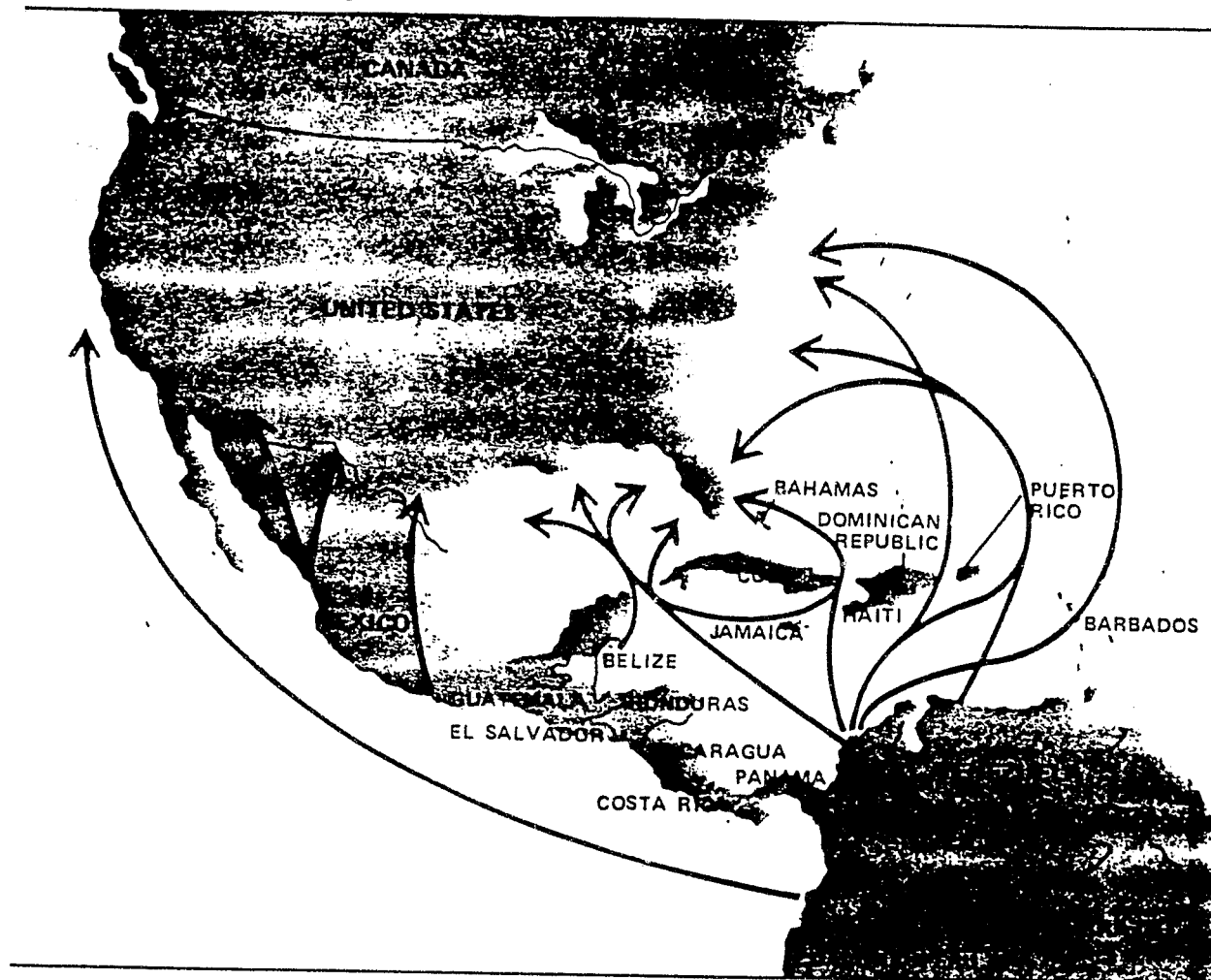
DRUG SEIZURES BY HMIO CUTTER

<u>VESSEL NAME</u>	<u>DATE SEIZED</u>	<u>MJ LBS</u>	<u>UNIT</u>
DONA VICTORIA	10/6/81	36,756	CGC HAMILTON
DANNY	10/14/81	15,000	CGC HAMILTON
FAO	11/12/81	10,355	CGC CHASE
CARY	11/29/81	2,600	CGC CHASE
CAPT ROMIE	12/5/81	1	CGC CHASE
MEILYN	1/14/82	1	CGC GALLATIN
EQUATOR	2/7/82	8,000	CGC GALLATIN
DIAMANTE	4/29/82	13,630	CGC VIGOROUS
YVETTE	6/6/82	10,950	CGC DALLAS
WANDA	7/22/82	5,675	CGC HAMILTON
LIBRA	10/24/82	7,150	CGC DALLAS
RAMSES II	11/18/82	15,000	CGC HAMILTON
GOLD COAST	1/31/83	19,680	CGC ALERT
ALEX	6/28/83	100,000	CGC LIPAN
NO VESSEL	10/15/83	70	CGC DECISIVE
SAINT NICHOLAS	10/25/83	25,650	CGC DALLAS
WAMMER JAMMER	11/3/83	500	CGC DALLAS
NARWAL	11/4/83	29,900	CGC DALLAS
MISS DEBBIE	11/6/83	23,000	CGC DALLAS
NISTANOVA	11/13/83	7,975	CGC DALLAS
W & V	11/16/83	10,130	CGC DALLAS
EL VIRA III	11/23/83	5,530	CGC DALLAS
VANESSA	12/9/83	1	CGC HAMILTON
JUPITER II	2/14/84	24,735	CGC ALERT
MONT JOLI	2/18/84	29,000	CGC ALERT
DIANA LINA	2/26/84	1	CGC ALERT
IROLA B III	2/26/84	9,800	CGC ALERT
ELENA	2/26/84	1	CGC ALERT
ELIZABETH	2/27/84	21,700	CGC ALERT
PUSH PUSH	3/18/84	1,000	CGC GALLATIN
CHINOOK	4/2/84	1,895 lbs cocaine	CGC GALLATIN
MARIE JULIE	5/1/84	1	CGC VIGOROUS
JANETH	5/24/84	18,450	CGC HAMILTON
MISS KRISS	7/29/84	13,400	CGC CHASE
GALENA	11/22/84	3,250	CGC CHASE
LUZDARY	2/7/85	12,000	CGC GALLATIN
SABRINA II	2/19/85	2,500	CGC GALLATIN
MACES BAY	2/21/85	50,000	CGC GALLATIN
LISA & LESLIE	2/22/85	14,000	CGC GALLATIN
STAR TREK	2/23/85	30,000	CGC DALLAS
KULUSKA	6/20/85	15,525	CGC ALERT

DRUG SEIZURES BY HMIO CUTTER (cont'd)

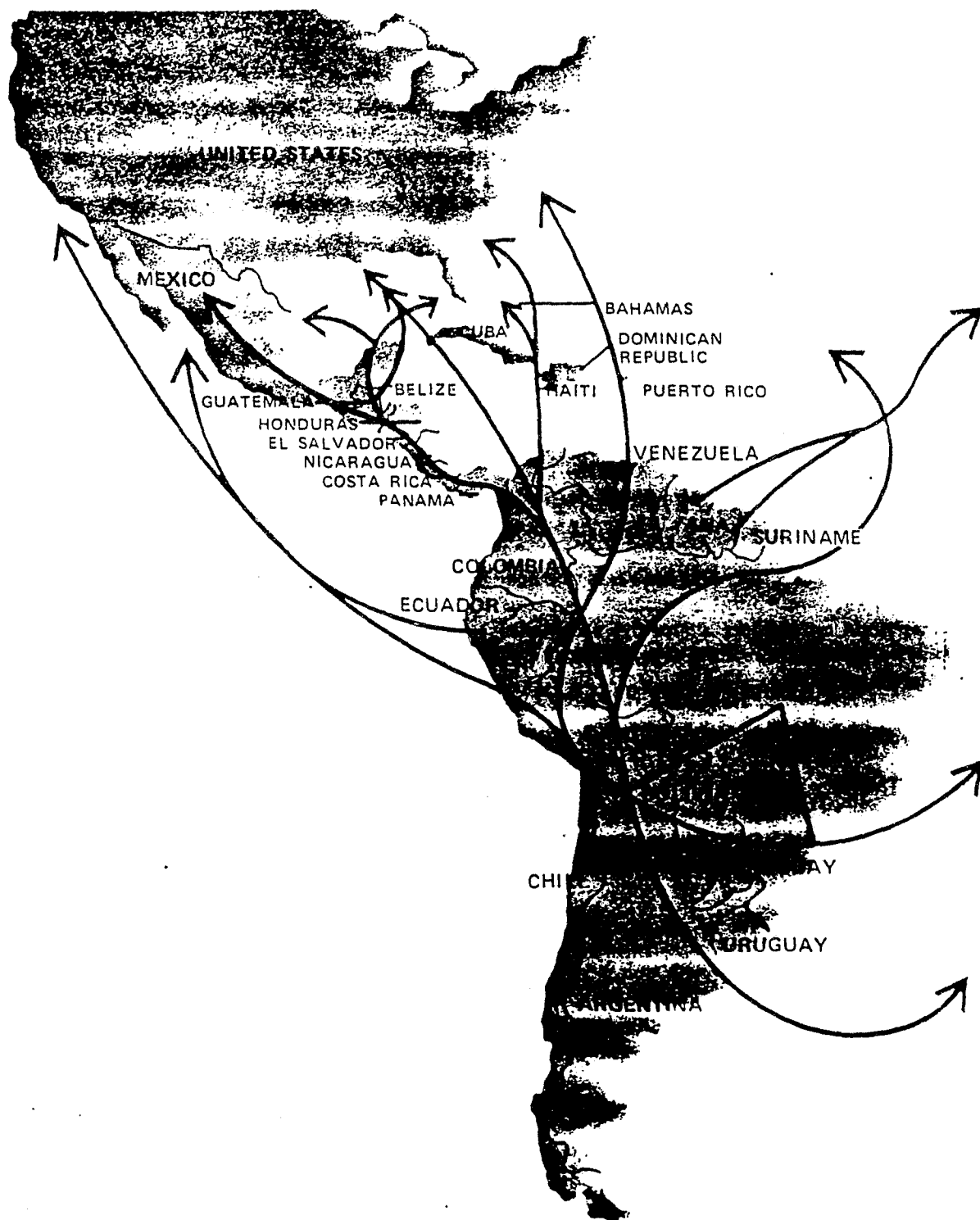
<u>VESSEL NAME</u>	<u>DATE SEIZED</u>	<u>MJ LBS</u>	<u>UNIT</u>
LA PRIMERA	7/8/85	1,920	CGC BEAR
RAMPART	4/30/86	2,000	CGC BEAR
SIX KIDS	9/3/86	1	CGC STEADFAST
RELLA	11/4/86	9,900	CGC RELIANCE
*SHORE	1/5/87	64 lbs cocaine	CGC TAMPA
SIX KIDS	4/16/87	4,000	CGC TAMPA
FLOATING BALES	6/26/87	500	CGC SPENCER
EL CONDOR	8/6/87	1,074 cocaine	CGC STEADFAST
HENRI	8/25/87	19,980	CGC ALERT
FL-6907-FR	9/24/87	10,000	CGC CHASE
40 FT F/V	10/19/87	15,000	CGC CHASE
NEW YEAR	10/23/87	6,000	CGC CHASE
FL-5383-DW	12/29/87	1	CGC SENECA
MARILYN E	1/5/88	5000	CGC DAUNTLESS
FLOATING BALES	1/18/88	120	CGC DAUNTLESS
FOLATING BALES	1/23/88	780	CGC DAUNTLESS
FLOATING BALES	1/25/88	240	CGC DECISIVE
SABRINA	2/11/88	57,333	CGC DECISIVE
Total cases: 59	Total pounds: 728,656 lbs marijuana 3,033 lbs cocaine	Total arrests: 330	

Marijuana Smuggling Routes



Source: DEA QUARTERLY Magazine, Vol. 13, No. 1, 1986

Cocaine Smuggling Routes



G-OLE-1
Data thru: 30 SEP 88
Revised: 13 OCT 88

ILLEGAL MIGRANTS INTERDICTED BY THE COAST GUARD BY MIGRANT NATIONALITY

<u>Nationality:</u>	<u>1981</u>	<u>1982</u>	<u>1983</u>	<u>1984</u>	<u>1985</u>	<u>1986</u>	<u>1987</u>	<u>1988</u>	<u>TOTAL</u>
BAHAMAS				6	9				15
BANGLADESH			25	23	14				62
BERMUDA			1						1
CANADA								1	1
CHILE					7	5		2	14
CHINA					12	11			23
COLOMBIA			12		7			3	22
CUBA			47	19	43	27	44	54	234
DOMINICAN REP.			76	146	132	166	71	192	783
EL SALVADOR							1	1	2
GUYANA				1					1
HAITI	187	193	762	2942	2411	3388	3541	3297	16,721
HONDURAS								2	2
INDIA			64	56	2				122
IRAN			2						2
JAMAICA	5		10	18	6	3	22	2	66
JAPAN								4	4
MEXICO		1			1	1	1	11	15
PAKISTAN			12	2	2				16
PERU			1						1
SRI LANKA					13				13
TURKEY							1		1
UNITED KINGDOM			1						1
URUGUAY			1						1
VIRGIN ISLANDS								2	2
VENEZUELA			1					1	2
YUGOSLAVIA								1	1
UNIDENTIFIED								4	4
TOTAL:	192	195	1015	3213	2658	3601	3681	3577	18,132

ILLEGAL HAITIAN MIGRANTS INTERDICTED BY THE COAST GUARD BY MONTH

<u>MONTH:</u>	<u>1981</u>	<u>1982</u>	<u>1983</u>	<u>1984</u>	<u>1985</u>	<u>1986</u>	<u>1987</u>	<u>1988</u>	<u>TOTAL</u>
JANUARY		129	0	25	104	258	192	503	1,211
FEBRUARY		0	5	318	34	453	9		819
MARCH		21	17	84	37	158	252	741	1,310
APRIL		0	145	75	750	550	101	329	1,950
MAY		13	41	134	197	200	206	540	1,331
JUNE		0	158	191	25	92	159	400	1,025
JULY		8	90	43	0	133	604	402	1,280
AUGUST		0	8	58	288	1248	506	173	2,281
SEPTEMBER		0	25	380	652	6	547	209	1,819
OCTOBER	169	0	140	141	44	8	368		870
NOVEMBER	18	0	55	953	32	24	429		1,511
DECEMBER.	0	22	78	540	248	258	16		1,314
TOTALS:	187	193	762	2942	2411	3388	3541	3297	16,721

The U.S. Coast Guard's General Law Enforcement Digest of Interdiction Statistics is published semi-annually. It is distributed primarily within the Coast Guard however is provided to interested agencies and individuals on request.

This booklet represents the most recent information available for the reported period. Some changes may occasionally be noted for prior year information as cases are reviewed and updated.

The information presented herein is compiled, reviewed and promulgated from the Operational Law Enforcement Division of the U.S. Coast Guard Headquarters. To provide comments or ask questions use telephone number (202) 267-1776 (FTS callers use same number without area code).

To aid the reader in corresponding with this office the mailing address is provided below:

Commandant (G-OLE-1)
USCG Headquarters Room 3110
2100 2nd Street Southwest
Washington, D.C. 20593-0001

SECAD/WEST CONFERENCE
May 17-20, 1989
Sheraton Long Beach Hotel
Long Beach, California

APPLICATION AND CONTRACT FOR "TAKE ONE" SPACE

FEE INFORMATION: Take One Spaces are \$75.00.
The fee is due no later than April 15, 1989.

MAKE ALL CHECKS PAYABLE TO CHARTER MEDICAL CORPORATION

MAIL TO: Charter Medical Corporation
ATTN: Pat Fields
577 Mulberry St.
Macon, GA 31298

APPLICANT:

Organization: Aspen Systems Corp.
~~Data Center and Clearinghouse for Drugs and Crime~~
Address: 1600 Research Blvd
City: Rockville State: MD Zip: 20850
Authorized By: Mary Foote Date: 4/7/89
Title: Project Manager Telephone: 301-251-5179
Signature: *Mary Foote*

PLEASE SHIP ALL "TAKE ONE" MATERIALS TO ARRIVE BY MAY 5, 1989 TO:

The Sheraton Long Beach Hotel
Caroline W
33rd Blvd.
90802-4827

*Please copy &
distribute
(1 for file
for)*

Corporation

CHARTER MEDICAL USE ONLY

Date Received: _____ Space Assigned: _____
Receipt #: _____ By: _____