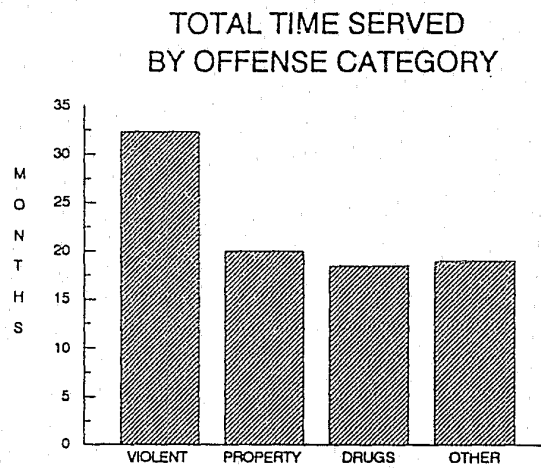


120909

**TIME SERVED IN PRISON
FELONS FIRST RELEASED TO PAROLE
BY OFFENSE
CALENDAR YEAR 1988**



**Department of Corrections
Administrative Services Division
Offender Information Services Branch
Estimates and Statistical Analysis Section
Data Analysis Unit
Sacramento, California 95814**

1989

Report # TIME-6

120909

**U.S. Department of Justice
National Institute of Justice**

This document has been reproduced exactly as received from the person or organization originating it. Points of view or opinions stated in this document are those of the authors and do not necessarily represent the official position or policies of the National Institute of Justice.

Permission to reproduce this copyrighted material has been granted by

California Department
of Corrections

to the National Criminal Justice Reference Service (NCJRS).

Further reproduction outside of the NCJRS system requires permission of the copyright owner.

TIME SERVED IN PRISON

TABLE OF CONTENTS

	Page
Charts and narrative displaying highlights of time served information.....	3
Table 1 A Time Served in Prison, Felons First Released to Parole by Offense, Calendar Year 1988	4
Table 1 B Time Served in Prison, Male Felons First Released to Parole By Offense, Calendar Year 1988.....	5
Table 1 C Time Served in Prison, Female Felons First Released to Parole By Offense, Calendar Year 1988.....	6

Contact Person:

Penny O'Daniel

Manager, Data Analysis Unit

(916) 323-3639

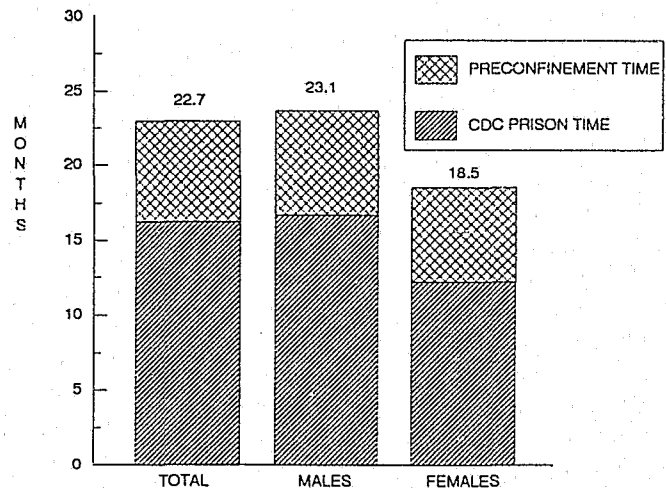
ATSS 473-3639

TIME SERVED IN PRISON

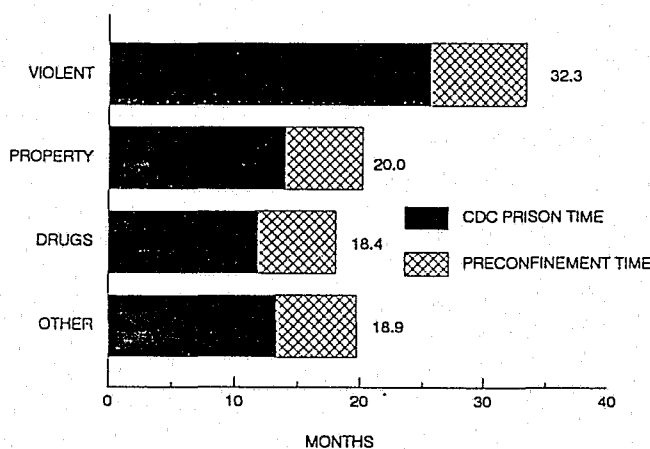
During 1988 there were 32,158 inmates paroled for the first time from the California Department of Corrections (CDC). The total mean time served in CDC institutions and preconfinement time for felons was 22.7 months, the median time served was 16.4 months.

- The total mean time served including preconfinement time was 23.1 months for males, and 18.5 months for females.
- The mean and median time served in CDC institutions was 16.0 and 11.3 months, respectively.
- The total mean time served in CDC institutions was 16.3 months for males and 12.2 months for females.
- Preconfinement time for males and females was 6.8 and 6.3 months, respectively.

TOTAL MEAN TIME SERVED IN MONTHS IN PRISON AND PRECONFINEMENT TIME CALENDAR YEAR 1988



TOTAL MEAN TIME SERVED IN MONTHS IN PRISON AND PRECONFINEMENT TIME BY OFFENSE CATEGORY CALENDAR YEAR 1988



Violent offenders served the longest time in CDC institutions and also served the most preconfinement time. Only in the violent offense category was there a large difference in time served between males and females.

- The total mean time served for violent offenses was 32.3 months, with males serving 5.8 months longer than females (32.6 months for males and 26.8 months for females).
- The total mean time served for property offenses was 20.0 months.
- The total mean time served for drug offenses was 18.4 months.
- The total mean time served for all other offenses was 18.9 months.

TABLE 1 A
 TIME SERVED IN PRISON
 IN MONTHS
 FELONS FIRST RELEASED TO PAROLE BY OFFENSE
 CALENDAR YEAR 1988

	TOTAL TIME SERVED			TIME SERVED IN CDC INSTITUTIONS		PRECONFINEMENT TIME	
	NUMBER	MEAN	MEDIAN	MEAN	MEDIAN	MEAN	MEDIAN
TOTAL FELONS	32,158						
MISSING OFFENSES	283						
KNOWN OFFENSES	31,875	22.7	16.4	16.0	11.3	6.7	5.1
VIOLENT OFFENSES	8,429	32.3	24.2	24.6	18.2	7.7	6.0
MURDER 1ST	44	166.9	161.6	160.2	155.3	6.7	6.3
MURDER 2ND	3	64.2	37.0	59.1	31.9	5.1	5.1
MANSLAUGHTER	422	39.9	36.5	27.8	27.2	12.1	9.3
MANSLAUGHTER BY VEHICLE	138	27.5	26.7	21.4	22.0	6.1	4.7
ATTEMPTED MURDER	142	59.4	58.8	49.7	50.9	9.7	7.9
ROBBERY	3,734	28.7	22.5	21.7	16.9	7.0	5.6
ASSAULT W/DEADLY WEAPON	1,795	27.1	22.6	18.9	16.0	8.2	6.6
OTHER ASSAULT	319	24.2	20.1	15.9	13.4	8.3	6.7
RAPE	562	43.8	39.1	36.1	33.3	7.7	5.8
LEWD ACT W/ CHILD	797	35.9	36.0	28.9	31.0	7.0	5.0
OTHER SEX	330	38.2	26.9	30.2	21.5	8.0	5.4
KIDNAPPING	143	44.7	37.1	35.7	28.8	9.0	8.3
PROPERTY OFFENSES	12,671	20.0	14.6	13.7	10.1	6.3	4.5
BURGLARY 1ST	3,464	26.5	20.5	19.2	15.2	7.3	5.3
BURGLARY 2ND	2,725	17.9	12.8	12.0	8.6	5.9	4.2
GRAND THEFT	1,262	17.1	13.2	10.8	8.5	6.3	4.7
PETTY THEFT WITH PRIOR	1,552	17.4	11.8	12.2	8.4	5.2	3.4
REC. STOLEN PROPERTY	1,128	17.5	13.5	11.0	8.5	6.5	5.0
OTHER THEFT	173	15.7	12.9	9.9	8.9	5.8	4.0
GRAND THEFT AUTO	364	16.5	13.5	11.0	9.4	5.5	4.1
VEHICLE THEFT	1,212	18.1	12.6	12.2	8.4	5.9	4.2
FORGERY AND CHECKS	791	17.7	14.2	11.8	10.2	5.9	4.0
DRUG OFFENSES	9,304	18.4	15.1	11.8	10.0	6.6	5.1
CSS I & II	6,330	18.7	15.2	12.1	10.2	6.6	5.0
CSS III, IV, & V	1,833	18.4	15.1	11.9	10.0	6.5	5.1
MARIJUANA	1,029	16.4	14.5	9.6	9.0	6.8	5.5
OTHER DRUGS	112	20.7	14.6	16.0	11.1	4.7	3.5
OTHER OFFENSES	1,471	18.9	14.9	12.9	10.3	6.0	4.6
ESCAPE	82	21.3	13.9	14.5	9.5	6.8	4.4
DUNK DRIVING	285	15.8	13.8	10.6	10.1	5.2	3.7
ARSON	143	22.6	18.6	14.1	10.4	8.5	8.2
POSSESSION OF WEAPON	688	19.2	14.5	13.6	10.4	5.6	4.1
OTHER	273	18.7	15.5	12.2	10.2	6.5	5.3

TABLE 1 B
 TIME SERVED IN PRISON
 IN MONTHS
 MALE FELONS FIRST RELEASED TO PAROLE BY OFFENSE
 CALENDAR YEAR 1988

	TOTAL TIME SERVED			TIME SERVED IN CDC INSTITUTIONS		PRECONFINEMENT TIME	
	NUMBER	MEAN	MEDIAN	MEAN	MEDIAN	MEAN	MEDIAN
TOTAL MALE FELONS	29,650						
MISSING OFFENSES	282						
KNOWN OFFENSES	29,368	23.1	16.5	16.3	11.4	6.8	5.1
VIOLENT OFFENSES	8,049	32.6	24.4	24.9	18.4	7.7	6.0
MURDER 1ST	44	166.9	161.6	160.2	155.3	6.7	6.3
MURDER 2ND	2	73.6	73.6	72.7	72.7	.9	.9
MANSLAUGHTER	372	40.3	36.6	28.0	26.9	12.3	9.7
MANSLAUGHTER BY VEHICLE	131	27.8	26.9	21.7	22.0	6.1	4.9
ATTEMPTED MURDER	133	59.9	59.8	50.2	51.9	9.7	7.9
ROBBERY	3,548	29.1	22.7	22.1	17.1	7.0	5.6
ASSAULT W/DEADLY WEAPON	1,713	27.2	22.7	19.0	16.1	8.2	6.6
OTHER ASSAULT	299	24.2	19.8	15.9	13.2	8.3	6.6
RAPE	561	43.7	38.9	36.0	33.1	7.7	5.8
LEWD ACT W/ CHILD	787	35.8	35.9	28.8	31.0	7.0	4.9
OTHER SEX	322	38.6	27.2	30.5	21.8	8.1	5.4
KIDNAPPING	137	45.0	37.1	36.2	28.8	8.8	8.3
PROPERTY OFFENSES	11,470	20.3	14.8	14.0	10.2	6.3	4.6
BURGLARY 1ST	3,321	26.7	21.2	19.4	15.8	7.3	5.4
BURGLARY 2ND	2,552	18.1	12.9	12.2	8.7	5.9	4.2
GRAND THEFT	1,089	17.4	13.0	10.9	8.2	6.5	4.8
PETTY THEFT WITH PRIOR	1,221	17.5	11.7	12.4	8.3	5.1	3.4
REC. STOLEN PROPERTY	1,074	17.7	13.8	11.2	8.8	6.5	5.0
OTHER THEFT	117	16.0	13.4	10.3	9.7	5.7	3.7
GRAND THEFT AUTO	355	16.5	13.7	11.1	9.6	5.4	4.1
VEHICLE THEFT	1,185	18.1	12.6	12.2	8.4	5.9	4.2
FORGERY AND CHECKS	556	17.9	14.4	11.8	10.2	6.1	4.2
DRUG OFFENSES	8,464	18.5	15.1	11.9	10.0	6.6	5.1
CSS I & II	5,776	18.8	15.4	12.2	10.3	6.6	5.1
CSS III, IV, & V	1,609	18.5	14.9	12.0	9.9	6.5	5.0
MARIJUANA	992	16.5	14.6	9.7	9.1	6.8	5.5
OTHER DRUGS	87	22.2	15.3	17.0	11.2	5.2	4.1
OTHER OFFENSES	1,385	19.0	14.9	12.9	10.3	6.1	4.6
ESCAPE	69	22.1	14.6	14.5	9.6	7.6	5.0
DUNK DRIVING	272	15.8	13.8	10.5	10.0	5.3	3.8
ARSON	130	22.4	18.2	13.7	9.9	8.7	8.3
POSSESSION OF WEAPON	676	19.4	14.5	13.8	10.4	5.6	4.1
OTHER	238	18.9	15.6	12.3	10.3	6.6	5.3

TABLE 1 C
 TIME SERVED IN PRISON
 IN MONTHS
 FEMALE FELONS FIRST RELEASED TO PAROLE BY OFFENSE
 CALENDAR YEAR 1988

	TOTAL TIME SERVED			TIME SERVED IN CDC INSTITUTIONS		PRECONFINEMENT TIME	
	NUMBER	MEAN	MEDIAN	MEAN	MEDIAN	MEAN	MEDIAN
TOTAL FEMALE FELONS	2,508						
MISSING OFFENSES	1						
KNOWN OFFENSES	2,507	18.5	15.0	12.2	10.4	6.3	4.6
VIOLENT OFFENSES	380	26.8	22.7	18.6	15.9	8.2	6.8
MURDER FIRST	0	-	-	-	-	-	-
MURDER 2ND	1	41.3	41.3	31.9	31.9	9.4	9.4
MANSLAUGHTER	50	36.6	35.8	26.1	27.8	10.5	8.0
MANSLAUGHTER BY VEHICLE	7	21.2	14.8	16.4	10.6	4.8	4.2
ATTEMPTED MURDER	9	51.6	50.7	42.0	41.7	9.6	9.0
ROBBERY	186	22.9	18.6	15.5	12.3	7.4	6.3
ASSAULT W/DEADLY WEAPON	82	24.7	20.4	16.6	13.5	8.1	6.9
OTHER ASSAULT	20	25.4	23.6	16.4	16.1	9.0	7.5
RAPE	1	90.7	90.7	89.3	89.3	1.4	1.4
LEWD ACT W/ CHILD	10	37.9	30.5	27.3	21.6	10.6	8.9
OTHER SEX	8	25.4	21.5	20.3	17.6	5.1	3.9
KIDNAPPING	6	39.9	34.5	25.7	24.1	14.2	10.4
PROPERTY OFFENSES	1,201	16.9	13.2	11.2	9.3	5.7	3.9
BURGLARY 1ST	143	21.3	16.0	14.6	11.5	6.7	4.5
BURGLARY 2ND	173	16.0	12.0	9.9	7.9	6.1	4.1
GRAND THEFT	173	15.8	13.1	10.4	9.4	5.4	3.7
PETTY THEFT WITH PRIOR REC. STOLEN PROPERTY	331	16.7	12.0	11.4	8.6	5.3	3.4
OTHER THEFT	56	14.3	13.4	8.0	7.3	6.3	6.1
GRAND THEFT AUTO	9	14.7	12.5	8.9	7.8	5.8	4.7
VEHICLE THEFT	27	13.3	9.8	7.5	5.9	5.8	3.9
FORGERY AND CHECKS	235	17.3	12.3	11.2	7.6	6.1	4.7
	235	17.3	14.0	11.8	10.2	5.5	3.8
DRUG OFFENSES	840	17.1	14.6	10.8	9.7	6.3	4.9
CSS I & II	554	16.9	14.1	10.6	9.2	6.3	4.9
CSS III, IV, & V	224	17.9	16.6	11.4	11.1	6.5	5.5
MARIJUANA	37	15.8	13.7	8.9	8.1	6.9	5.6
OTHER DRUGS	25	15.7	12.6	12.5	10.6	3.2	2.0
OTHER OFFENSES	86	17.4	14.5	12.2	9.9	5.2	4.6
ESCAPE	13	17.8	10.5	14.8	9.0	3.0	1.5
DUNK DRIVING	13	15.6	12.5	11.9	11.5	3.7	1.0
ARSON	13	24.7	22.5	18.2	16.4	6.5	6.1
POSSESSION OF WEAPON	12	11.3	10.9	5.7	5.1	5.6	5.8
OTHER	35	17.5	14.5	11.4	8.9	6.1	5.6