

RECEIVED

1907

1907

121593
pt1

This document has been reproduced exactly as received from the person or organization originating it. Points of view or opinions stated in this document are those of the authors and do not necessarily represent the official position or policies of the National Institute of Justice.

Permission to reproduce this copyrighted material has been granted by

Oklahoma Administrative
Office of the Courts

to the National Criminal Justice Reference Service (NCJRS).

Further reproduction outside of the NCJRS system requires permission of the copyright owner.

State of Oklahoma

The Judiciary

Annual Report
• FY-89 •

NCJRS
FEB 5 1990
ACQUISITIONS

Administrative Office of the Courts



SUPREME COURT OF OKLAHOMA

ADMINISTRATIVE OFFICE OF THE COURTS

1915 N. STILES, SUITE 305

OKLAHOMA CITY, OKLAHOMA 73105

(405) 521-2450

HOWARD W. CONYERS
DIRECTOR

TO THE MEMBERS OF THE OKLAHOMA LEGISLATURE:

On behalf of the Administrative Office of the Courts and the Judiciary of Oklahoma and in accordance with the provisions of Title 20, Section 16.11, Oklahoma Statutes, the Oklahoma Judiciary Annual Report and Statistical Appendix is presented to members of the Oklahoma Legislature and other interested persons. The purpose of this publication is to provide detailed caseload information and financial data for the Trial and Appellate Courts along with an overview of the judicial branch of Oklahoma state government for Fiscal Year 1989.

The Supreme Court continues to experience an increase in case filings. Due to increases in the number of staff members for both the Supreme Court and the Court of Appeals, a reorganization of responsibilities between these courts, and diligent efforts, considerable progress has been achieved in decreasing the number of cases pending at the appellate level. If this progress is to continue, additional professional and support personnel for the Appellate Courts is imperative.

The number of cases filed in our Trial Courts has declined. This decline, which led to the lowest level of filings in several years, has resulted in a significant decrease in the amount of court-generated funds available for the operation of the Trial Courts. Additional appropriated funds may be required to maintain the present level of service and access for our citizens.

Enactment of legislation creating the position of Secretary/Bailiff was a significant event, affecting not only the efficiency but also the morale of the Judiciary. This legislation creates a framework for providing secretarial and clerical assistance for the trial judges of this state. We sincerely appreciate this expression of support for the Judges of Oklahoma.

None of the accomplishments of this past year would have been possible without the leadership, support and assistance furnished by Chief Justice John B. Doolin, Chief Justice Rudolph Hargrave, the Justices of the Oklahoma Supreme Court, the Judges and Court Clerks of this state and the staff of the Administrative Office of the Courts. I extend my thanks and appreciation to each and every one of these persons.

Respectfully submitted,

Howard W. Conyers
Administrative Director of the Courts

The Oklahoma Judicial System

Table of Contents

• THE JUDICIARY •

Court Structure	3
Organizational Chart	4
The Supreme Court	5
Caseload Inventory	8
Map of Judicial Districts	9
The Court of Criminal Appeals	10
Caseload Inventory	11
Map of Judicial Districts	12
The Court of Appeals	13
Caseload Inventory	13
Map of Judicial Districts	16
The District Courts	17
Map of Judicial Districts	18
Assembly of Presiding Judges	19
Judges of the District Courts	20
Clerks of the District Courts	25
The Court on the Judiciary	26
The Council on Judicial Complaints	27
The Judicial Nominating Commission	28
Foster Care Review Board	29
Canadian County Courthouse	30

• JUDICIAL ADMINISTRATION •

The Administrative Office of the Courts	33
Functional Organization Chart	35
Staff Organizational Chart	36
Dispute Mediation Services	37

• JUDICIAL FUNDING •

Funding for the Courts	41
Funding Flow Chart	42
Total Appropriations for FY-89	44
Funding Chart	45
Expenditures from Court Funds	46
Contributions to the State Judicial Fund	48
State Judicial Fund Total Contributions for 1985 - 1989	49
Statutory Judicial Fund Expenditures	50
Statewide Cost of Legal Representation for Indigents	51

• STATISTICAL SUMMARY •

District Court Statistics	55
Statewide Caseload Inventory Summary	56
Method of Disposition of Civil Cases	57
Method of Disposition of Criminal Cases	58
Statewide Totals for General Civil	59
Domestic Relations	60
Small Claims	61
Probate	62
Felonies	63
Misdemeanors	64
Population and Cases Per District Court Judge	65
Oklahoma Judicial Conference	66

The Oklahoma Judiciary Annual Report for Fiscal Year 1989 and Statistical Appendix, printed by the Office of Public Affairs, Central Printing Division, are issued by the Administrative Director of the Courts as authorized by 20 O.S. 1981, §16.11. Seven Hundred (700) copies of the Annual Report and Five Hundred Fifty (550) copies of the Appendix have been prepared and distributed at a cost of \$6,559.00. Copies of both have been deposited with the Publications Clearinghouse of the Oklahoma Department of Libraries.

THE JUDICIARY

Court Structure

The third branch of the government, the judiciary, is constitutionally vested with powers which are separate and distinct from the executive and legislative branches of government. The current court structure was adopted in 1969 by constitutional amendment. Jurisdiction of the courts in Oklahoma is divided into four categories:

- 1) Courts of last resort;
- 2) Intermediate appellate courts;
- 3) Courts of general jurisdiction; and
- 4) Courts of limited jurisdiction.

Courts of Last Resort

Two courts fall into this category — the Supreme Court and the Court of Criminal Appeals. In addition to having jurisdiction over all civil appeals, the Supreme Court has general superintending control over all inferior courts, agencies, commissions and boards created by law, with the exception of the Court on the Judiciary and the Senate sitting as a Court of Impeachment. The Court of Criminal Appeals has appellate jurisdiction in criminal cases.

Intermediate Appellate Courts

The Court of Appeals, created in 1970, is Oklahoma's intermediate appellate court. Jurisdiction of the Court of Appeals is prescribed by the Supreme Court. The Court of Appeals hears and decides cases assigned to it by the Supreme Court.

Courts of General Jurisdiction

In Oklahoma, the court of general jurisdiction is the District Court. The state is divided into twenty-six district court judicial districts. The District Court has unlimited original jurisdiction over all justiciable matters.

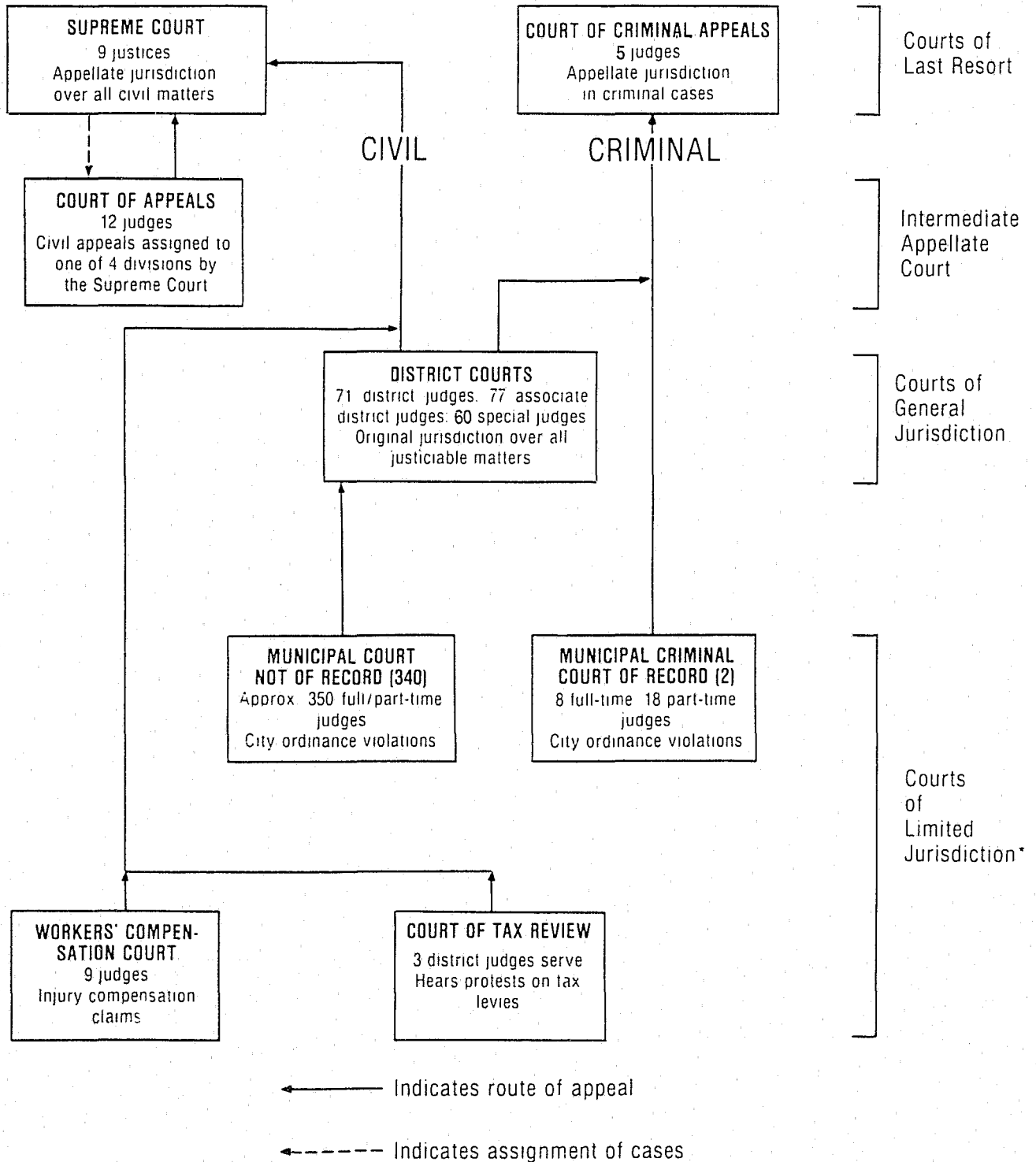
Courts of Limited Jurisdiction

Oklahoma has four courts of limited jurisdiction. The Court on the Judiciary, which was created by constitutional amendment in 1966, consists of a trial division and an appellate division. The Court on the Judiciary has jurisdiction over all proceedings filed against judges seeking their removal from office. The Workers' Compensation Court hears and determines claims brought by employees against employers for work-related injuries. The Court of Tax Review is comprised of three judges designated by the Governor to consider protests against tax levies. Municipal Courts hear prosecutions involving violations of municipal ordinances. Cities with populations in excess of 200,000 have municipal criminal courts of record. All other municipalities have courts not of record.

To assist the Chief Justice of the Supreme Court in exercising the court's administrative authority over all inferior courts, the Constitution authorizes an Administrative Director of Courts and staff. The Administrative Office of the Courts works closely with the Supreme Court, and particularly the Chief Justice, in administering the judicial branch of government for the State of Oklahoma.

Organizational Chart

Judicial System



*The Court on the Judiciary is not shown

Supreme Court

The Oklahoma Constitution grants to the Supreme Court appellate jurisdiction in all civil cases, both at law and in equity. In the event a conflict arises between the Supreme Court and the Court of Criminal Appeals regarding jurisdiction, the Supreme Court is constitutionally empowered to determine which court has jurisdiction. The Supreme Court has general superintending control and administrative authority over all inferior courts, agencies, commissions and boards except for the Court on the Judiciary and the Senate sitting as a Court of Impeachment. Additionally, the Supreme Court has the exclusive power and authority to discipline attorneys and pass upon the qualifications of all applicants for admission to the practice of law within the state.

The nine justices, one from each of the Supreme Court judicial districts, serve six-year terms. At the general election preceding the expiration of a term of office, a justice who desires to remain in office must file a declaration of candidacy to succeed himself. If a majority of those voters casting ballots in a nonpartisan election vote in favor of retention, the justice will serve another term.

A vacancy occurring on the Supreme Court during a term of office is filled by gubernatorial appointment. The Judicial Nominating Commission provides the Governor with a list of nominees which have been selected by the Commission from applicants living in the appropriate Supreme Court judicial district. To be eligible to serve as a justice on the Supreme Court, an applicant must be at least thirty years of age, a qualified elector in his or her particular Supreme Court district for at least one year, and a licensed practicing attorney or judge for five years.


The Supreme Court selects a Chief Justice and Vice-Chief Justice who serve two-year terms. The Court also appoints a Clerk of the Supreme Court and an Administrative Director of the Courts, both of whom serve at the pleasure of the Supreme Court. James W. Patterson, as Clerk of the Supreme Court, is responsible for maintaining all records of the Supreme Court. The Administrative Director, Howard W. Conyers, assists the Chief Justice in his various administrative duties.



THE SUPREME COURT

BENCH

Drawn by Thomas Batista



The Supreme Court of Oklahoma

Yvonne Kauger

John B. Doolin

Alma Wilson

Hardy Summers

Robert E. Lavender

Marian P. Opala

Rudolph Hargrave
Chief Justice

Ralph B. Hodges

Robert D. Simms

Photo by Curtis Studio

Caseload Inventory

(Includes cases assigned to Court of Appeals)

Total Cases Pending as of July 1, 1988	3009
Total Cases Filed Fiscal Year 1989	2235
Total Cases Disposed of July 1, 1988 through June 30, 1989	2302
CASES DISPOSED by issuance of mandate or conclusion of original action, federal certified questions and habeas corpus	2236
CASES DISPOSED by consolidation	66
CASES PENDING June 30, 1989	2942
CASES AT ISSUE - ASSIGNED TO THE SUPREME COURT AND COURT OF APPEALS	1140
CASES AT ISSUE - UNASSIGNED	703
CASES NOT AT ISSUE (briefing cycle, stayed, etc.)	1099
DECREASE IN INVENTORY	67
DISPOSITION BY CATEGORY	
OPINIONS RENDERED	1559
REHEARING	758
ORIGINAL ACTIONS	214
PETITIONS FOR CERTIORARI	443
BAR MATTERS	66
OTHER MERITS, DISPOSITIONS, including DISMISSALS	691
DISSENTING OPINIONS	50
SPECIAL WRITINGS	281
SUPREME COURT FINAL DISPOSITIONS	1417
MANDATES ISSUED	1137
ORIGINAL ACTIONS DISPOSED	214
COURT OF APPEALS	
CASES ASSIGNED Fiscal year	1373
COURT OF APPEALS Mandates Issued	885


Court of Criminal Appeals

Jurisdiction of all criminal appeals rests exclusively with the Court of Criminal Appeals. The five-member court decides appeals from the District Courts and the Municipal Criminal Courts of Record.

The judges of the Court of Criminal Appeals are selected in the same manner as Supreme Court justices from five Court of Criminal Appeals judicial districts. They serve six-year terms and are subject to a non-partisan statewide vote on their retention.

On January 9, 1989, two additional judges were added to this court to fill two newly-created Court of Criminal Appeals judicial districts. Vacancies on the court are filled by gubernatorial appointments with the assistance of the Judicial Nominating Commission.

The Clerk of the Supreme Court serves as the ex officio Clerk of the Court of Criminal Appeals.



The Court of Criminal Appeals

Gary L. Lumpkin

James F. Lane

Tom Brett

Ed Parks

Hez J. Bussey

Caseload Inventory

July 1, 1988 - June 30, 1989

Total Cases Pending as of July 1, 1988	585
Total Cases Filed Fiscal Year 1989	1192
Total Cases Disposed of Fiscal Year 1989	1085

Regular Appeals

Affirmed	326
Modified & Affirmed	17
Reversed	28
Dismissed	34
Granted	0
Denied	9
Reversed & Remanded	39
Reversed & Remanded for Resentencing	2
Remanded	3
Affirmed in Part/Reversed in Part	9
Vacated	<u>6</u>
Total	472

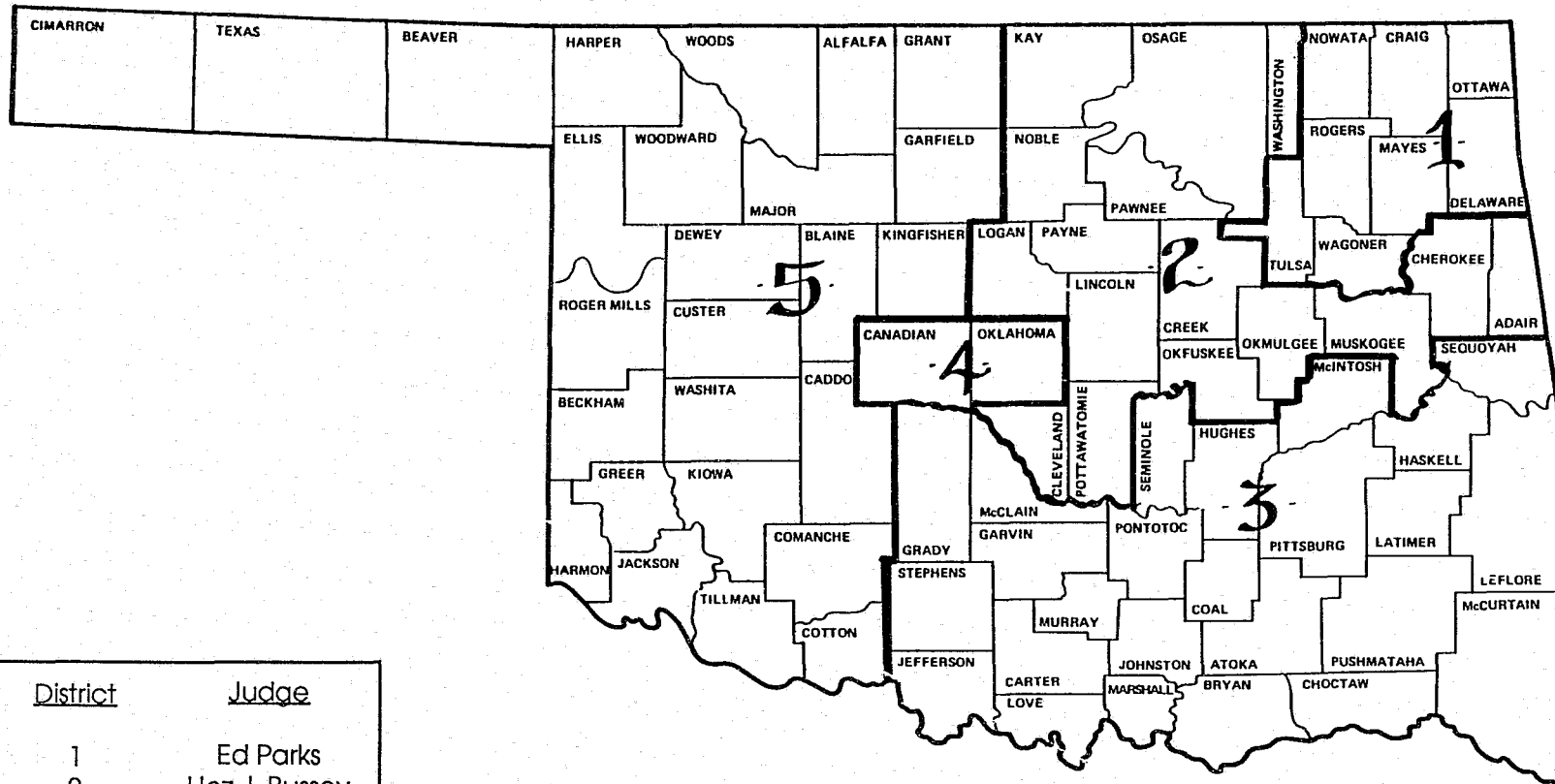
Post Conviction

Affirming Denial	190
Affirming Granted	3
Declining Jurisdiction	1
Denied	18
Dismissed	10
Granted	77
Midified and Affirmed	1
Reversed and Remanded	<u>1</u>
Total	301

Original Proceedings

Declining Jurisdiction	42
Granted	85
Dismissed	18
Denied	158
Affirming Denial	3
Remanded	2
Granted In Part/Denial In Part	<u>4</u>
Total	312

Total Cases Pending as of June 30, 1989 692



<u>District</u>	<u>Judge</u>
1	Ed Parks
2	Hez J. Bussey
3	Gary L. Lumpkin
4	Tom Brett
5	James F. Lane

Court of Appeals

The caseload of the Court of Appeals is comprised solely of civil appeals assigned by the Supreme Court. Final decisions of the Court of Appeals are not directly appealable to the Supreme Court; however, if a majority of the justices agree that certiorari should be granted, the decision by the Court of Appeals may be reviewed by the Supreme Court.

Each of the 12 judges of the Court of Appeals is assigned by the Supreme Court to one of four permanent divisions, two of which sit in Tulsa County and two in Oklahoma County. Two judges serve from each of the six

congressional districts in the state. In a nonpartisan election, if a majority of those who cast ballots vote in favor of retention, the judge will serve another term.

If a vacancy occurs on the Court of Appeals prior to the expiration of a term, the Governor appoints a successor. In making the appointment, the Governor relies upon the recommendation of the Judicial Nominating Commission.

The Clerk of the Supreme Court also serves as Clerk of the Court of Appeals.

CASELOAD INVENTORY

July 1, 1988 - June 30, 1989

Cases Assigned by the Supreme Court	1373
Opinions Rendered	1337
Published	65
Unpublished	1272
Court of Appeals Mandates Issued (No Certiorari Filed)	885



The Court of Appeals

Oklahoma City Division

James P. Garrett
Division I

Carol M. Hansen
Division III

Robert L. Bailey
Division III

Patricia D. MacGuigan
Division I

Lester A. Reynolds
Division I

Stewart M. Hunter
Division III



The Court of Appeals

Tulsa Division

John F. Reif
Division II

William W. Means
Division II

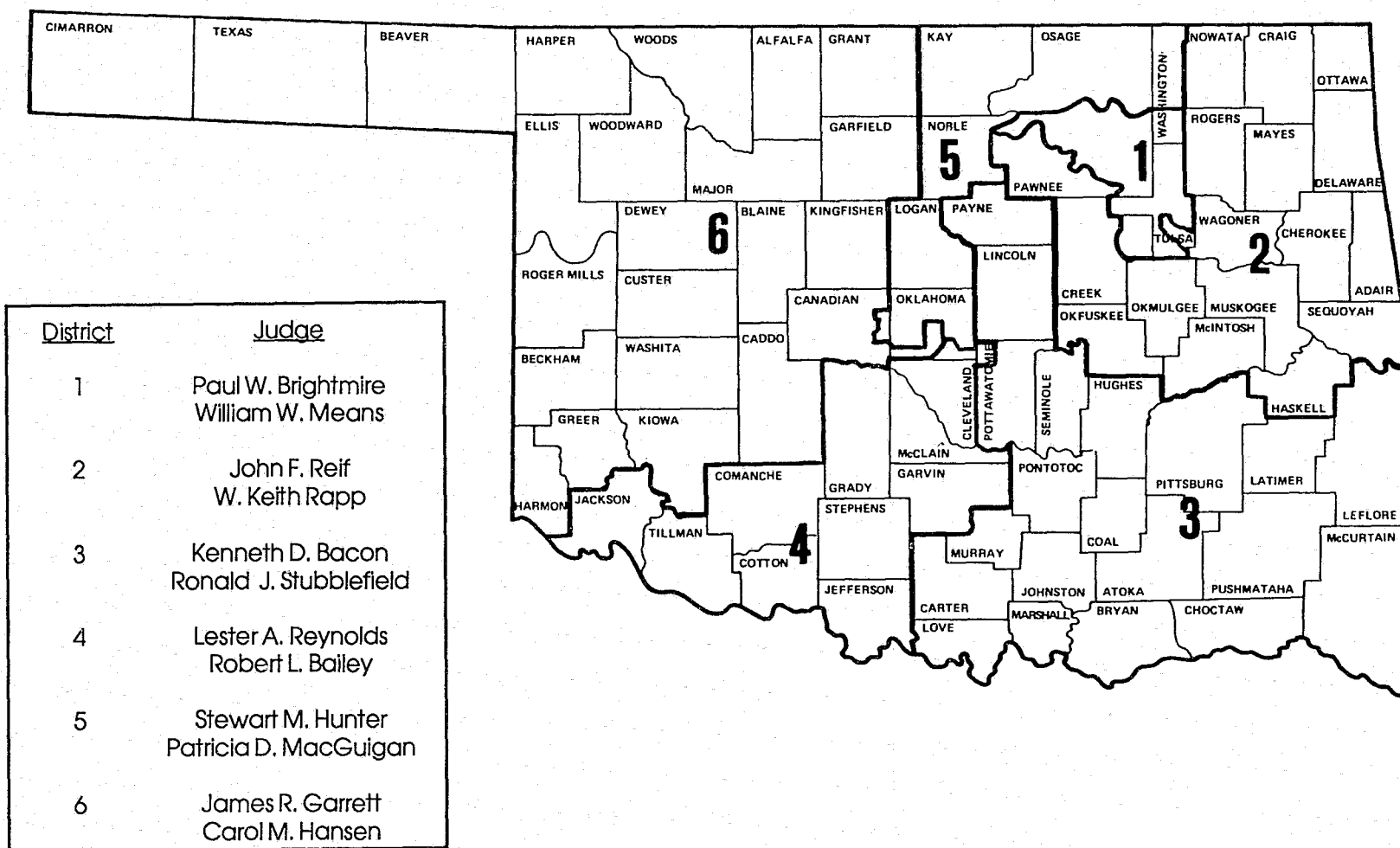
Ronald J. Stubblefield
Division IV

W. Keith Rapp
Division IV

Paul W. Brightmire
Division IV

Kenneth D. Bacon
Division II

Court of Appeals Judicial Districts



District Courts

The District Courts have unlimited original jurisdiction in all justiciable matters and the power of review in administrative actions designated by statute. In addition, appeals from Municipal Courts not of record are heard by the District Courts as trials de novo.

Oklahoma is divided into 26 District Court judicial districts. Each such district consists of an entire county or several contiguous counties. For the purposes of administration, the judicial districts are combined into nine judicial administrative districts. A district judge is selected as presiding judge by all the district and associate district judges within the judicial administrative district. Subject to the authority of the Supreme Court, the presiding judge has general administrative authority and supervision over all courts within the district.

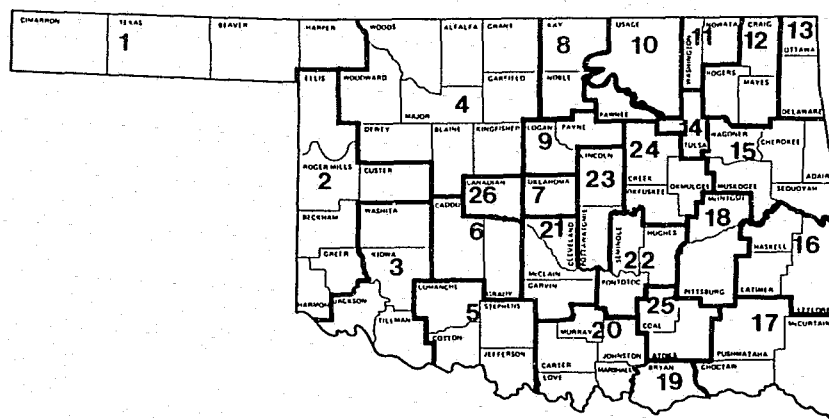
The District Courts consist of 71 district judges, 77 associate district judges and 60 special judges. District judges and associate district judges are elected for four-year terms in nonpartisan elections within their judicial

districts. If a vacancy occurs in the position of district judge or associate district judge, the Governor appoints a replacement with the assistance of the Judicial Nominating Commission. Special judges are appointed by the district judges of the judicial administrative district.

A District Court Clerk is elected from each county for a four-year term. Once elected, they serve as county officers and are responsible for maintaining all court records.

Pursuant to statute, a Trial Court Administrator is appointed to serve in the Oklahoma-Canadian Counties Judicial Administrative District and in the Tulsa-Pawnee Counties Judicial Administrative District. The Trial Court Administrator assists the presiding judge in the performance of all administrative duties. The Trial Court Administrator for the Oklahoma-Canadian Counties Judicial Administrative District is Robert M. Martin. The Trial Court Administrator for the Tulsa-Pawnee Counties Judicial Administrative District is Dave W. Hill.

District Court Judicial Districts




Figures in parenthesis indicate 1980 official total population of Judicial Districts.

1. The counties of Cimarron, Texas, Beaver, and Harper. (32,896)
2. The counties of Ellis, Roger Mills, Custer, Beckham, Greer and Harmon. (67,180)
3. The counties of Washita, Kiowa, Jackson and Tillman. (69,263)
4. The counties of Dewey, Blaine, Kingfisher, Garfield, Major, Woodward, Woods, Alfalfa and Grant. (150,834)
5. The counties of Comanche, Stephens, Cotton and Jefferson. (171,396)
6. The counties of Grady and Caddo. (70,395)
7. The county of Oklahoma. (568,933)
8. The counties of Noble and Kay. (61,425)
9. The counties of Logan and Payne. (89,316)
10. The county of Osage. (39,327)
11. The counties of Washington and Nowata. (59,599)
12. The counties of Rogers, Mayes and Craig. (93,711)

13. The counties of Ottawa and Delaware. (56,816)
14. The counties of Tulsa and Pawnee. (485,903)
15. The counties of Wagoner, Cherokee, Adair, Muskogee and Sequoyah. (188,748)
16. The counties of Haskell, LeFlore and Latimer. (61,548)
17. The counties of Pushmataha, McCurtain and Choctaw. (65,127)
18. The counties of McIntosh and Pittsburg. (56,086)
19. The county of Bryan. (30,535)
20. The counties of Love, Carter, Murray, Johnston and Marshall. (84,132)
21. The counties of Garvin, McClain and Cleveland. (181,320)
22. The counties of Seminole, Hughes and Pontotoc. (74,409)
23. The counties of Lincoln and Pottawatomie. (81,840)
24. The counties of Okfuskee, Okmulgee and Creek. (109,310)
25. The counties of Coal and Atoka. (18,789)
26. The county of Canadian. (56,452)

Assembly of Presiding Judges

Judicial Administrative Districts	Judicial Districts	Presiding Judge
Northeastern	10, 11, 12 & 13	Steven J. Adams
Southeastern	16, 17, 19 & 25	Joe C. Taylor
Oklahoma-Canadian	7 & 26	James L. Gullett
Northwest - Panhandle	1, 2 & 4	Frank M. Ogden, III
South Central	20, 21 & 22	Gordon R. Melson
Tulsa-Pawnee	14	Clifford E. Hopper
East Central	15, 18 & 24	Robert A. Layden
North Central	8, 9 & 23	Milton C. Craig
Southwestern	3, 5 & 6	Jack L. Brock



Robert A. Layden

James L. Gullett

Jack L. Brock

Steven J. Adams

Clifford E. Hopper

Rudolph Hargrave
Chief Justice

Joe C. Taylor

Gordon R. Melson

Not Pictured: Frank M. Ogden III, Milton C. Craig, Tom Brett

Judges of the District Courts

1st JUDICIAL DISTRICT — BEAVER, CIMARRON, HARPER AND TEXAS COUNTIES:

DISTRICT JUDGE	ASSOCIATE DISTRICT JUDGE	SPECIAL JUDGE
Frank M. Ogden, III	Orvan J. Hanson, Jr. Gerald H. Riffe George Harrison Leach Edward L. Thompson	

2nd JUDICIAL DISTRICT — BECKHAM, CUSTER, ELLIS, GREER, HARMON AND ROGER MILLS COUNTIES:

DISTRICT JUDGE	ASSOCIATE DISTRICT JUDGE	SPECIAL JUDGE
Charles B. Goodwin	Charley W. Barton David Eugene Brooks William M. Fancher Floyd 'Doug' Haught Alan D. Markum K. C. Perryman	Jacqueline Duncan

3rd JUDICIAL DISTRICT — JACKSON, KIOWA, TILLMAN AND WASHITA COUNTIES:

DISTRICT JUDGE	ASSOCIATE DISTRICT JUDGE	SPECIAL JUDGE
Ray L. Jones	David A. Barnett Ralph W. Emerson Lloyd R. Reeder Joseph Watt	Richard Darby

4th JUDICIAL DISTRICT — ALFALFA, BLAINE, DEWEY, GARFIELD, GRANT, KINGFISHER, MAJOR, WOODS, AND WOODWARD COUNTIES:

DISTRICT JUDGE	ASSOCIATE DISTRICT JUDGE	SPECIAL JUDGE
Ray Dean Linder John W. Michael Richard W. Pickens	Glenn D. Adams Robert W. Collier David P. Cullen Mike Cunningham Michael Dayton Alan Rae Gottsch Robert C. Lovell Joseph P. Marak, Jr. James A. Wilkinson	William B. Blew, III

Judges of the District Courts

5th JUDICIAL DISTRICT — COMANCHE, COTTON, JEFFERSON AND STEPHENS COUNTIES:

DISTRICT JUDGE

Jack L. Brock
George W. Lindley
J. Winston Raburn
William M. Roberts
Kenneth L. Youngblood

ASSOCIATE DISTRICT JUDGE

Chad Bledsoe
William W. Eakin
Joe H. Enos
Leo A. Watson, Jr.

SPECIAL JUDGE

Jari Askins
Charles McCall
Peter C. Moore

6th JUDICIAL DISTRICT — CADDO AND GRADY COUNTIES:

DISTRICT JUDGE

James R. Winchester

ASSOCIATE DISTRICT JUDGE

Oteka L. Alford
David E. Powell

SPECIAL JUDGE

Robert A. Gardner
Karen E. Hibbs

7th JUDICIAL DISTRICT — OKLAHOMA COUNTY

DISTRICT JUDGE

John M. Amick
Bana B. Blasdel
James B. Blevins
David M. Cook
Bryan C. Dixon
Leamon Freemon
Richard W. Freeman
James L. Gullett
William H. Henderson
Eugene H. Mathews
Charles L. Owens
Jack R. Parr
Arthur L. Rakestraw
Thomas C. Smith, Jr.

ASSOCIATE DISTRICT JUDGE

Sid Brown

SPECIAL JUDGE

Susan W. Bragg
Clinton Dennis
Sidney J. Gorelick
Karl Gray
Russell D. Hall
David M. Harbour
Donald L. Howard
Charles G. Humble
Niles Jackson
Charles C. Kelley
Carolyn Ricks
Wendell I. Smith
Major R. Wilson
Joseph T. Wright, Jr.

8th JUDICIAL DISTRICT — KAY AND NOBLE COUNTIES:

DISTRICT JUDGE

Lowell Doggett

ASSOCIATE DISTRICT JUDGE

Neal Beekman
Kenneth P. Reed

SPECIAL JUDGE

Leslie D. Page

9th JUDICIAL DISTRICT — LOGAN AND PAYNE COUNTIES:

DISTRICT JUDGE

Donald L. Worthington

ASSOCIATE DISTRICT JUDGE

Charles H. Headrick
Penny Howard

SPECIAL JUDGE

Lois Belden
Merle G. Smith, Jr.

Judges of the District Courts

10th JUDICIAL DISTRICT — OSAGE COUNTY

DISTRICT JUDGE

James R. Pearman

ASSOCIATE DISTRICT JUDGE

Vacant

SPECIAL JUDGE

William H. Mattingly

11th JUDICIAL DISTRICT — NOWATA AND WASHINGTON COUNTIES:

DISTRICT JUDGE

John G. Lanning

ASSOCIATE DISTRICT JUDGE

Janice P. Dreiling
James L. Sontag

SPECIAL JUDGE

Myrna L. Lansdown

12th JUDICIAL DISTRICT — CRAIG, MAYES AND ROGERS COUNTIES:

DISTRICT JUDGE

Steven Adams
William J. Whistler

ASSOCIATE DISTRICT JUDGE

Edwin D. Carden
Jess B. Clanton, Jr.
William M. Thomas

SPECIAL JUDGE

David A. Box

13th JUDICIAL DISTRICT — DELAWARE AND OTTAWA COUNTIES:

DISTRICT JUDGE

Sam C. Fullerton

ASSOCIATE DISTRICT JUDGE

Joseph G. Breane
Larry Oakes

SPECIAL JUDGE

Martha S. Thompson

14th JUDICIAL DISTRICT — TULSA AND PAWNEE COUNTIES:

DISTRICT JUDGE

Daniel J. Boudreau
Sharron M. Bubenik
Robert E. Caldwell
Thomas S. Crewson
Jay D. Dalton
Clifford E. Hopper
Joe Jennings
Donald C. Lane
David L. Peterson
Robert J. Scott
Ronald L. Shaffer
David E. Winslow
Jane P. Wiseman

ASSOCIATE DISTRICT JUDGE

William R. Beasley
Douglas C. Revard

SPECIAL JUDGE

Richard Clarke
Robert S. Farris
John M. Gassett
James B. Griffith
Gail W. Harris
Jesse S. Harris
Russell Perry Hass
Edward J. Hicks, III
Allen Klein
Gordon McAllister, Jr.
William Musseman
Bill Pigman
Deborah C. Shallcross

Judges of the District Courts

15th JUDICIAL DISTRICT — ADAIR, CHEROKEE, MUSKOGEE, SEQUOYAH AND WAGONER COUNTIES:

DISTRICT JUDGE	ASSOCIATE DISTRICT JUDGE	SPECIAL JUDGE
William H. Bliss Lyle Burris James E. Edmondson Bill E. Rogers	Thomas H. Alford Lynn Burris David Harris A.J. Henshaw, Jr. G. Bruce Sewell	Robin Watt Adair Lawrence L. Langley Dennis M. Sprouse

16th JUDICIAL DISTRICT — HASKELL, LATIMER AND LEFLORE COUNTIES:

DISTRICT JUDGE	ASSOCIATE DISTRICT JUDGE	SPECIAL JUDGE
George H. McBee	Ted Knight Robert Wayne Moore Louis E. Striegel	Michael D. Lee

17th JUDICIAL DISTRICT — CHOCTAW, McCURTAIN AND PUSHMATAHA COUNTIES:

DISTRICT JUDGE	ASSOCIATE DISTRICT JUDGE	SPECIAL JUDGE
G. Gail Craytor	John A. Benson Lowell R. Burgess, Jr. James R. Wolfe	Sandra McClendon

18th JUDICIAL DISTRICT — McINTOSH AND PITTSBURG COUNTIES:

DISTRICT JUDGE	ASSOCIATE DISTRICT JUDGE	SPECIAL JUDGE
Robert A. Layden	Joseph M. LeMasters, Jr. Steven Taylor	Kirk B. Pyle

19th JUDICIAL DISTRICT — BRYAN COUNTY:

DISTRICT JUDGE	ASSOCIATE DISTRICT JUDGE	SPECIAL JUDGE
Joe C. Taylor	Rocky L. Powers	Mark A. Morrison

20th JUDICIAL DISTRICT — CARTER, JOHNSTON, LOVE, MARSHALL AND MURRAY COUNTIES:

DISTRICT JUDGE	ASSOCIATE DISTRICT JUDGE	SPECIAL JUDGE
John H. Scaggs Thomas S. Walker	Lee Card Timothy K. Colbert Robert M. Highsmith Richard A. Miller Charles A. Milor, II	BeBe L. Bridges

Judges of the District Courts

21st JUDICIAL DISTRICT — CLEVELAND, GARVIN AND McCLAIN COUNTIES:

DISTRICT JUDGE	ASSOCIATE DISTRICT JUDGE	SPECIAL JUDGE
J. Kenneth Love E. Michael McDanel Preston A. Trimble	Alan J. Couch Noah Howard Ewing, Jr. Max H. Scarce	Carroll J. Bowie Gary M. Purcell J. Andrew Williams

22nd JUDICIAL DISTRICT — HUGHES, PONTOTOC AND SEMINOLE COUNTIES:

DISTRICT JUDGE	ASSOCIATE DISTRICT JUDGE	SPECIAL JUDGE
Gary R. Brown Ronald L. Jones Gordon R. Melson	David Nimmo Greggory M. Smith Lee G. Stilwell	John D. Miller Joseph Wrigley

23rd JUDICIAL DISTRICT — LINCOLN AND POTTAWATOMIE COUNTIES:

DISTRICT JUDGE	ASSOCIATE DISTRICT JUDGE	SPECIAL JUDGE
Glenn Dale Carter Milton C. Craig	Marshall Basham David Welch	Jesse R. Field

24th JUDICIAL DISTRICT — CREEK, OKFUSKEE AND OKMULGEE COUNTIES:

DISTRICT JUDGE	ASSOCIATE DISTRICT JUDGE	SPECIAL JUDGE
John D. Maley Jess I. Miracle Anne E. Moroney Donald D. Thompson Charles S. Woodson	Billy L. Martin Franklin D. Rahhal April Sellers White	Charles Humphrey, III William Wilson

25th JUDICIAL DISTRICT — ATOKA AND COAL COUNTIES:

DISTRICT JUDGE	ASSOCIATE DISTRICT JUDGE	SPECIAL JUDGE
J. Douglas Gabbard, II	Harrell F. Followell Danny L. Scroggins	

26th JUDICIAL DISTRICT — CANADIAN COUNTY:

DISTRICT JUDGE	ASSOCIATE DISTRICT JUDGE	SPECIAL JUDGE
Ed Cunningham	Reta M. Strubhar	Kenneth Dickerson John L. Wolking

Pursuant to 20 O.S. §16.11, the Administrative Director of the Courts does not recommend any changes in the boundaries of District Court Judicial Districts or in the appointment of judges.

Clerks of the District Court

County

Adair
Alfalfa
Atoka
Beaver
Beckham
Blaine
Bryan
Caddo
Canadian
Carter
Cherokee
Choctaw
Cimarron
Cleveland
Coal
Comanche
Cotton
Craig
Creek
Custer
Delaware
Dewey
Ellis
Garfield
Garvin
Grady
Grant
Greer
Harmon
Harper
Haskell
Hughes
Jackson
Jefferson
Johnston
Kay
Kingfisher
Kiowa

Clerk

Betty Matevia
Mitzi Edster
Helen Koger
Pearl Haskell
Linda Brown
Lorraine Mach
Beverly Serner
Marilynn Morrison
Clyde Gene Miller
Louise Harris
Ann Lamons
Jimmy Walker
Sally Wells
Charlotte Reynolds
Betty McCurry
Janice Mitchell
Lana Spake
Julie Patrick
Pat Hobbs
Wilma Parr
Judy Larmon
Karen Dailey
Dona Folks
Sharon Melrose
Mary James
Glenda Fenimore
Marion Magnus
Punky Smith
Mary Zimmerman
Twila Easterwood
Denise Sloan
Shirley Harkey
Kay Beltz
Linda Graham
Judy Beavers
Glenda Coussens
Beatrice Jech
Deanna Bonner

County

LeFlore
Lincoln
Logan
Love
McClain
McCurtain
McIntosh
Major
Marshall
Mayes
Murray
Muskogee
Noble
Nowata
Okfuskee
Oklahoma
Okmulgee
Osage
Ottawa
Pawnee
Payne
Pittsburg
Pontotoc
Pottawatomie
Pushmataha
Roger Mills
Rogers
Seminole
Sequoyah
Stephens
Texas
Tillman
Tulsa
Wagoner
Washington
Washita
Woods

Clerk

Betty Cooper
Jo Ann Melton
Barbara Hayes
Kim Turner
Joyce Mosely
Vicki Justus
Bobbie Solesbee
Vada Major
Wanda Pearce
Karin Garland
Tommie Thompson
Nadine Harnage
Marilyn Mills
Mary Shults
Kay Adams
Tom Petuskey
Wanda Johns
Helen Christenson
Earl Gonce
Elaine Tannahill
Sandra Ness
Jo Ann Grippando
Wayne Joplin
Billie Clark
Kathy Milam
Donald E. Campbell
June Lunsford
Patricia Gaines
Kathy Reed
Priscilla Harper
Twila Fenton
Lois Kent
Don Austin
Diana Jones
Rosalie Cowan
Judith Boggs
Della Dunnigan

Court on the Judiciary

The Court on the Judiciary consists of a trial division and an appellate division. The trial division is composed of nine members, eight of whom are district judges, senior in service and under the age of 60, and one active member of the Oklahoma Bar Association, chosen by its Board of Governors. The appellate division is composed of two members of the Supreme Court, chosen by the Court; one member of the Court of Criminal Appeals, selected by the court; one active member of the Oklahoma Bar Association, chosen by its Board of Governors; and five district judges senior in service and under the age of 65. Each division of the Court on the Judiciary selects its presiding judge.

Any justice or judge of any court is subject to removal from office or compulsory retire-

ment by proceedings in the Court on the Judiciary. Jurisdiction of the trial division of the Court on the Judiciary may be invoked by a petition filed by the Supreme Court or the Chief Justice, the Governor, the Attorney General, the Executive Director of the Oklahoma Bar Association (upon direction by the Board of Governors), by resolution of the OBA House of Delegates, or by resolution of the House of Representatives of the State of Oklahoma. After a full hearing, the trial division renders its judgment. From any judgment of the trial division, the respondent or the prosecutor may appeal to the appellate division which may affirm, modify, or reverse the judgment.

<u>Trial Division</u>		<u>Appellate Division</u>	
1982	2	1982	1
1983	0	1983	0
1984	0	1984	0
1985	1	1985	2
1986	1	1986	2*
1987	1	1987	0
1988	0	1988	0
1989	2	1989	0

Appellate Division

Hon. John B. Doolin	Oklahoma Supreme Court
Hon. Hardy Summers	Oklahoma Supreme Court
Hon. Tom Brett	Court of Criminal Appeals
Hon. William Whistler	Secretary of State
Hon. Jack Parr	Secretary of State
Hon. Joe Jennings	Secretary of State
Hon. John Maley	Secretary of State
Hon. Jack Brock	Secretary of State
Mr. Harry L. Bickford	Oklahoma Bar Association

Trial Division

Hon. Sam C. Fullerton	Secretary of State
Hon. Joe Taylor	Secretary of State
Hon. Charles Owens	Secretary of State
Hon. Richard Pickens	Secretary of State
Hon. Preston Trimble	Secretary of State
Hon. Jay Dalton	Secretary of State
Hon. Charles S. Woodson	Secretary of State
Hon. Ronald L. Jones	Secretary of State
Mr. Jim F. Gassaway	Oklahoma Bar Association

* One case was an original action seeking a Writ of Prohibition.

Council on Judicial Complaints

The Council on Judicial Complaints was established by statute as the investigatory body for the Court on the Judiciary. The Council is empowered to investigate all complaints made against a member of the judiciary. The Council may dismiss a complaint or recommend that the matter be made the

subject of proceedings before the Court on the Judiciary.

The Council consists of three members, with two being members of the Oklahoma Bar Association. They serve five-year terms. The Administrative Director of the Courts serves as ex officio secretary to the Council.

Members of the Council

Jerry McCombs, Chairman
Appointed by Speaker of the House of Representatives

Keith McMillin, Vice-Chairman
Appointed by President of the Oklahoma Bar Association

Joseph L. Parker, Jr., Member
Appointed by President Pro Tempore of the Senate

COUNCIL ON JUDICIAL COMPLAINTS ACTIVITY

Fiscal Year	Complaints Filed*	Complaints Disposed	Dismissed	Petitions Filed Invoking the Jurisdiction of the Court on the Judiciary
1982	28	22	22	0
1983	54	40	40	0
1984	43	30	30	1
1985	72	93	89	1
1986	89	88	88	0
1987	85	74	74	0
1988	68	61	61	0
1989	107	114	112	1

*The number of complaints filed are not reflected on a one-complaint-to-one-person basis, but may include more than one complaint filed against an individual.

Judicial Nominating Commission

The Judicial Nominating Commission was created by passage of a Constitutional Amendment in 1967. The amendment provided that vacancies in certain judicial positions are to be filled by appointments by the Governor instead of through election.

When a vacancy in a judicial office occurs, the Nominating Commission is required to accept the applications, review, and submit at least three nominees to the Governor and the Chief Justice. The Governor, within sixty days of receipt of the nominees', appoints a person from the list of nominees submitted by the Commission.

The Judicial Nominating Commission consists of thirteen members. Six of the members are appointed by the Governor, and six members elected by the Oklahoma Bar Association. These appointments are selected from the six congressional districts. A thirteenth at-large member is appointed by the Commission.

During the fiscal year, the Nominating Commission screened approximately 188 applicants to fill judicial vacancies in the District Courts and the Workers' Compensation Court. The Administrative Office of the Courts assists the Nominating Commission in its duties.

Members of the Judicial Nominating Commission

Alan B. McPheron, Chairman

Elected by Oklahoma Bar Association

Congressional District

1
2
3
4
5
6

Members

John A. Gladd
John Boydston
Alan B. McPheron
Mark A. Ashton
D. Kent Meyers
Jim Bob Wright

Appointed by Governor

1
2
3
4
5
6

Joniece Frank
Mary Geasland
Sherman Floyd
Dr. Gary Copeland
Russell Perry
John Dunn

Appointed by Commission

At large

Vernon Roberts

Foster Care Review Board

Oklahoma has had a system of foster care review boards since 1981. These boards review the cases of children who have been adjudicated deprived and placed outside their home. Each board has at least five members and reviews the cases within forty-five days of initial placement, and thereafter at least once every six months. The board's findings and recommendations are made available to the court. Review boards also engage in

other activities to promote permanency planning for children.

Oklahoma also has a State Foster Care Review Advisory Board, which oversees the implementation of the state review system. This eighteen-person board assists in the training of the review boards and functions as an advisory body for the courts and the legislature concerning statutes, court rules and procedures relating to foster care.

STATE FOSTER CARE REVIEW ADVISORY BOARD

Honorable Steven Taylor
Honorable Oteka Alford
Honorable Janice Dreiling
Honorable Orvan J. Hanson, Jr.
Honorable Sid Brown
Katheryn Williams
Ellen Potterson
Linda Hall
Kindanne C. Jones
Gerene Hamilton
Leroy Walker
Gordon Godfrey
Dr. Terri Gallmeier
John Waltz
Marcella Regan
Gail Markwell
Cynthia Meyerson

Canadian County Courthouse History

1908



1964



1988



Canadian County, opened to non-Indian settlement by the Land Run of 1889, was designated County "Four" by the Organic Act of 1890. Following the opening of the Cheyenne-Arapaho lands in 1892, another tier of townships was added to the western border of the County.

The first Courthouse was a one-story frame livery stable which had been moved from Ft. Reno to El Reno in 1890. It served the County until 1901 when a three-story red brick building with a dome and statue was built. Between

1962 and 1964, the County constructed a new Courthouse in two phases. This modern style building was built around the three story old courthouse. Following the completion of the second structure, the old Courthouse was removed and parking was added in its space.

In 1988, a third Courthouse was added to house offices of the Judiciary, Court Clerk, Juvenile Services and the District Attorney. The new Courthouse is very spacious and beautiful.

Contributed by Clyde Gene Miller, Court Clerk of Canadian County, who has worked in all three of the actual courthouse buildings during his employment with Canadian County.

JUDICIAL ADMINISTRATION

Administrative Office of the Courts

As authorized by the constitution and by statute, the Supreme Court appoints an Administrative Director of the Courts to assist the Chief Justice in exercising his administrative authority within the judicial branch of government. The duties and responsibilities of the Administrative Office of the Courts are grouped into three divisions: financial services, court services and legal services.

• FINANCIAL SERVICES DIVISION •

Fiscal and personnel matters are handled by the Financial Services Division which is responsible for appropriated funding requests, budgets, accounting and payroll support for the Supreme Court, Court of Appeals and District Courts. In performing its accounting function, the Financial Services Division receives and processes all expenditures from appropriated and dedicated funds, reconciles monthly statements of account and provides state-wide purchasing for the courts. In its personnel capacity, the Division provides the administrative, accounting and clerical services necessary to maintain a work force of approximately 500 judicial and nonjudicial personnel. This work force includes judges, trial court administrators, court reporters and secretaries for the District Courts, and justices, judges, judicial assistants, clerks, marshals, referees, secretaries and administrative staff for the Supreme Court and Court of Appeals.

• COURT SERVICES DIVISION •

The Court Services Division is responsible for a variety of services to the District and appellate courts of Oklahoma. The various functions include information systems and data processing (Oklahoma Court Information System), court fund accounting, audit, planning and budget assistance, a procedural reference service for court clerks, and statewide jury selection. The Division also performs statistical gathering and analysis on district and appellate court caseloads and district court financial status.

The primary objective of the Oklahoma Court Information System is to provide automated case management and tracking to the district and appellate courts in addition to the ancillary information processing necessary for administration and court operation. The system is presently being used for the processing of all civil and criminal matters in Oklahoma, Tulsa, Comanche, Cleveland, and Garfield Counties. A satellite processor is handling traffic matters in Noble County as a pilot project for use of personal computers in the medium and smaller sized courts. Plans are being completed to expand full case processing capability to five additional large counties, and traffic case processing in four counties where traffic cases represent a large portion of the county's caseload.

In the appellate courts, the Appellate Case Tracking System and Issue Tracking System provide data storage and retrieval capabilities for civil and criminal appeals. The system is also used in the Administrative Office for accounting, payroll, statistics, personnel, licensing and jury selection.

The Court Services Division implemented a Court Fund management and audit concept in 1989. This entails on-site visits to district court offices for purposes of consulting, problem solving and routine audit of Court Fund practices. Instructional seminars are regularly scheduled for procedural refreshers to existing personnel, and basic instruction for new court officials in the management of the court and caseload accounting.

• LEGAL SERVICES DIVISION •

Due to the diversity of its duties, the Administrative Office of the Courts has contact with many groups both within and outside the court system. The Legal Services Division interacts with judges, court clerks, court reporters, legislators and the general public.

Supplying legal information to various people in the court system is a primary function of this division. This includes conducting legal research, and monitoring legislation af-

Administrative Office of the Courts

Legal Services (continued)

fecting the courts as it progresses through the legislative process.


Through the Legal Services Division, the Administrative Office provides assistance to the Council on Judicial Complaints, the Judicial Nominating Commission, the Oklahoma Judicial Conference, the Assembly of Presiding Judges, the Juvenile Justice Oversight Committee and the State Foster Care Review Advisory Board.

The newest section of the Legal Services Division is the Dispute Resolution System. Begun in November, 1985, this system has a statutory purpose of providing to all citizens of Oklahoma convenient access to fair, effec-

tive, inexpensive, and expeditious alternative methods of settling their disputes.

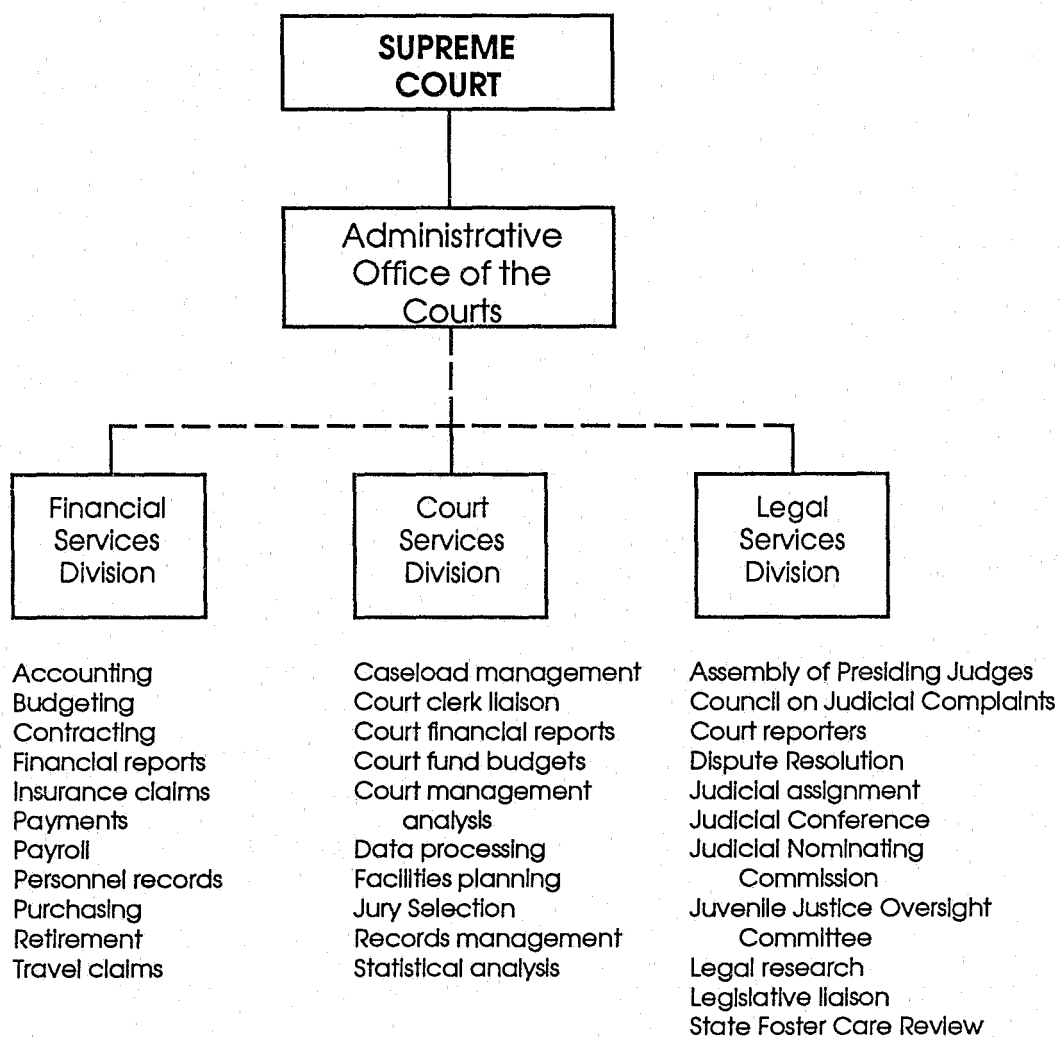
To aid in the accomplishment of this purpose, the System receives, in a revolving fund collected by all court clerks, \$2 for every civil case filed in Oklahoma, and \$5 from each party using the services of a volunteer mediator in a certified dispute resolution center.

The Administrative Director is charged with the duty of administering and supervising the local dispute resolution programs, encouraging and assisting in their establishment throughout Oklahoma, and with disbursing collected System monies to aid the centers with operational expenses.



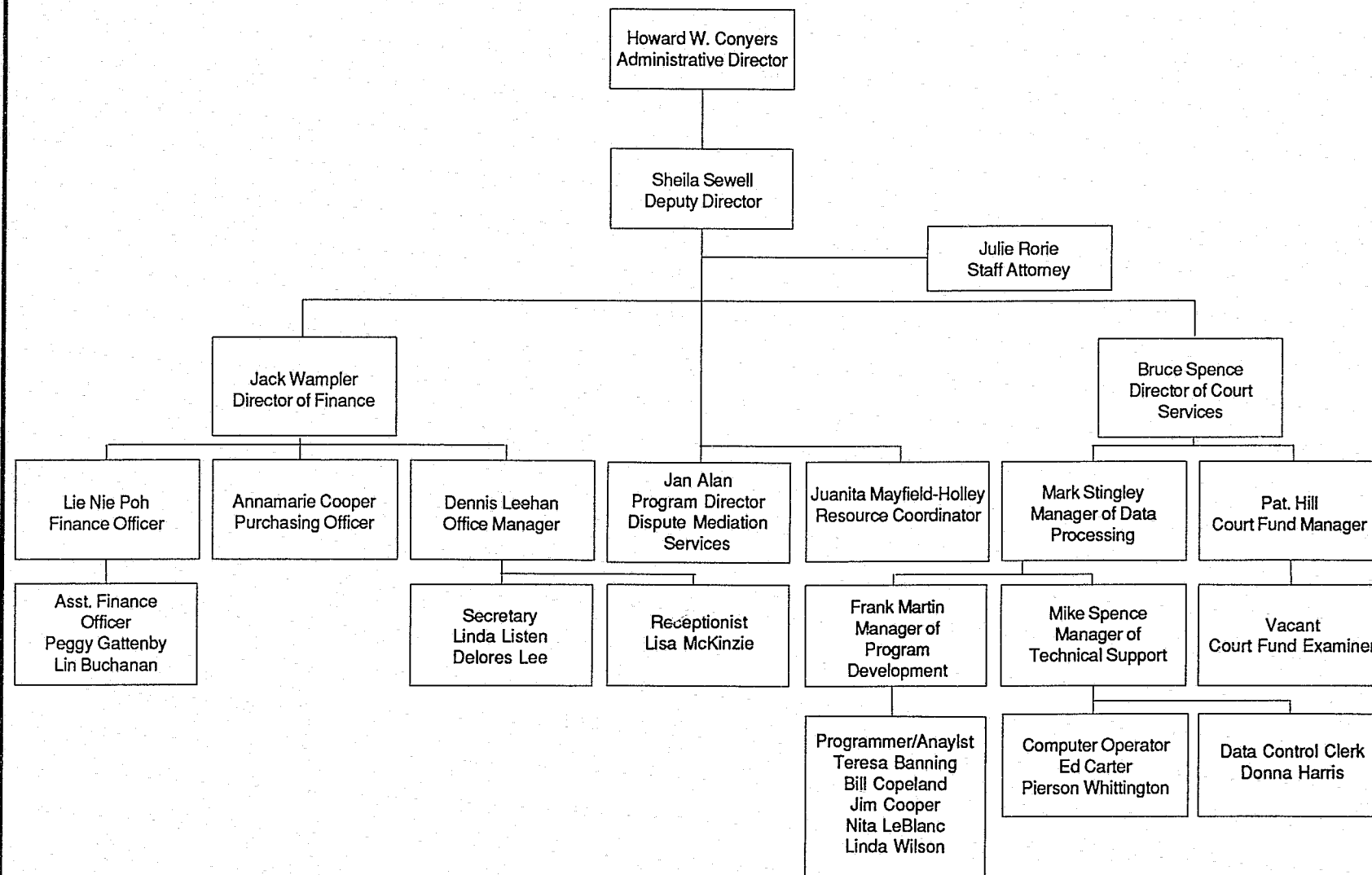
Director Howard Conyers with Chief Justice Rudolph Hargrave

Functional Organization



Administrative Office of the Courts

ORGANIZATIONAL CHART



Dispute Mediation Services

The Oklahoma Dispute Resolution System, which focuses on mediation services, began in November, 1985. The statutory purpose of the program is to provide, for all citizens of Oklahoma, convenient access to fair, effective, inexpensive and expeditious alternative methods of settling their disputes. Dispute mediation is an informal and effective way, with the aid of a neutral and trained third party, to reach an agreement in a dispute. Participation in the process is voluntary. Referrals to mediation may come from any community source, including court order. Mediation proceedings are confidential and may not be used in any later litigation. Both parties in the dispute participate in reaching an agreement. The mediating neutral party does not render a decision. Instead, he or she functions as a facilitator to encourage communication and creative problem solving in a safe, structured and positive manner. Mediators are trained by one of seven state certified dis-

pute mediation trainers, approved by their local program directors, and certified by the Administrative Director of the Courts. There are 350 certified mediators located throughout the state. The types of conflicts that are often mediated are between: neighbors, family members, landlord and tenant, customer and merchant, farmer and creditor, employer and employee, roommates, friends, or victim and offender. To date, seventeen mediation programs have been certified. Five programs provide specialized services statewide and twelve are community programs providing services regionally. The Administrative Director is required to administer and supervise the System's dispute resolution programs, to encourage and assist in the establishment of new programs throughout Oklahoma, and to disburse collected System monies to aid the local centers with operational expenses. The Director is assisted by staff and a 15 member advisory board.

DISPUTE RESOLUTION ADVISORY BOARD

James M. Cox, Midwest City; Bruce Elwell, Fairview; Tom Hagan, Tulsa; Harriet Harding, Ardmore; Sally Jackson, Norman; Ted Roberts, Norman; Cathy Stocker, Enid; Honorable Carol Hansen, John McCune, Michael T. Oakley, Robert Rafferty, Pat Rink, Steve Wells, Jane Wheeler and Kathy Williamson of Oklahoma City.

STATEWIDE PROGRAMS

1. Oklahoma Victim Restitution/Juvenile Offender Responsibility Program, Department of Human Services, Ted Baumberger, Ph.D. (405) 521-4086.
2. Agriculture Mediation Program, Department of Agriculture, Jim Stovall (405) 525-2055.
3. Alternative Dispute Resolution Program, Oklahoma Merit Protection Commission, Cynthia Clegg (405) 525-9144.
4. Post Conviction Mediation Program, Department of Corrections, Mike Oakley (405) 425-2731.
5. Department of Human Services Employee Mediation Program, Department of Human Services, Carol Farwell, (405) 521-4245.

Dispute Mediation Services

REGIONAL PROGRAMS

1. First Step Mediation Program (Pawnee, Osage, Kay and Noble Counties) Pawnee, Donnell Tucker (918) 762-3464.
2. Dispute Resolution Center (Payne, Logan, Lincoln and Creek Counties) Stillwater, Richard Henry (405) 743-4909.
3. Dispute Mediation Center (Oklahoma County) Oklahoma City, David Mesaros (405) 231-3855.
4. Northwest Dispute Mediation Program (Major, Woodward, Woods, Alfalfa, Grant, Garfield, Dewey and Ellis Counties) Fairview, Sonja Sherman (405) 227-2711.
5. Southwest Dispute Mediation Program (Greer, Harmon, Beckham, Washita, Kiowa, Roger Mills, Custer and Jackson Counties) Mangum, Shannon Birdwell (405) 782-3127.
6. Panhandle Dispute Mediation Program (Texas, Cimarron, Beaver and Harper Counties) Guymon, Clyde Haisten (405) 338-3220.
7. Dispute Mediation Program for Northeast Oklahoma (Nowata, Washington, Craig, Ottawa, Delaware, Mayes and Rogers Counties) Nowata, Donna Pugh (918) 273-1092.
8. Early Settlement: A Precourt Hearing Program (Tulsa County) Tulsa, LeiLani Armstrong (918) 592-7786.
9. Southeast Dispute Mediation Program (Murray, Johnston, Marshall, Love, Carter, Garvin and Pontotoc Counties) Sulphur, Roland Bacon (405) 226-2132.
10. Sooner Settlement (Cleveland County) Norman, Dennis Rainwater (405) 366-5423.
11. The People's Dispute Intervention Center (Latimer, LeFlore, Haskell and Pittsburg Counties) Wilburton, Vickie Battles (918) 465-3902.
12. Community Mediation Services (Canadian, Caddo, Grady, Blaine and Kingfisher Counties) El Reno, Ross Duckett (405) 376-2268.

JUDICIAL FUNDING

Funding For The Courts

FUNDING SOURCES

Funding for the court system is derived from two sources. The primary source of funding is court generated funding from fines, fees and forfeitures. The secondary source of funding is state generated funding derived from taxes.

COURT GENERATED FUNDING

Court generated funding consists of fines, fees, and bond forfeitures collected by the 77 District Court Clerks and the Clerk of the Supreme Court.

At the district court level, revenues received are used for the local operations of the District Courts. These expenditures are for items such as juror and witness costs, supplies, utilities for space occupied by the courts, attorney fees for indigent defense, part-time bailiff and part-time court clerk employees, per diem court reporters, furniture, equipment purchases and equipment rentals. Additional expenditures include payments required by statute to be paid to the Judicial Retirement System, CLEET Fund, Dispute Resolution Fund and the County General Fund.

On a quarterly basis, each District Court Clerk files a report with the Administrative Office of the Courts that lists the local expenses and revenues and submits a deposit to the State Judicial Fund. The fees received by the Clerk of the Supreme Court are deposited directly into the State Judicial Fund. Two other sources of money for the State Judicial Fund are surplus funds transferred from the law libraries and court reporter license fees.

After payment of local court expenses, the balance of the State Judicial Fund is available for legislative appropriation to the District Courts. This appropriation pays the salaries and travel expenses of District Court judges and court reporters. Some direct costs of the Supreme Court are paid from the State Judicial Fund and require no legislative appropriation. These costs are: jury trials where

the local court fund is insolvent, costs related to a criminal change of venue, attorney fees and expert witness fees for indigent defendants charged with first degree murder, expenses related to the Council on Judicial Complaints, and expenses of the State Board of Examiners of Official Shorthand Reporters.

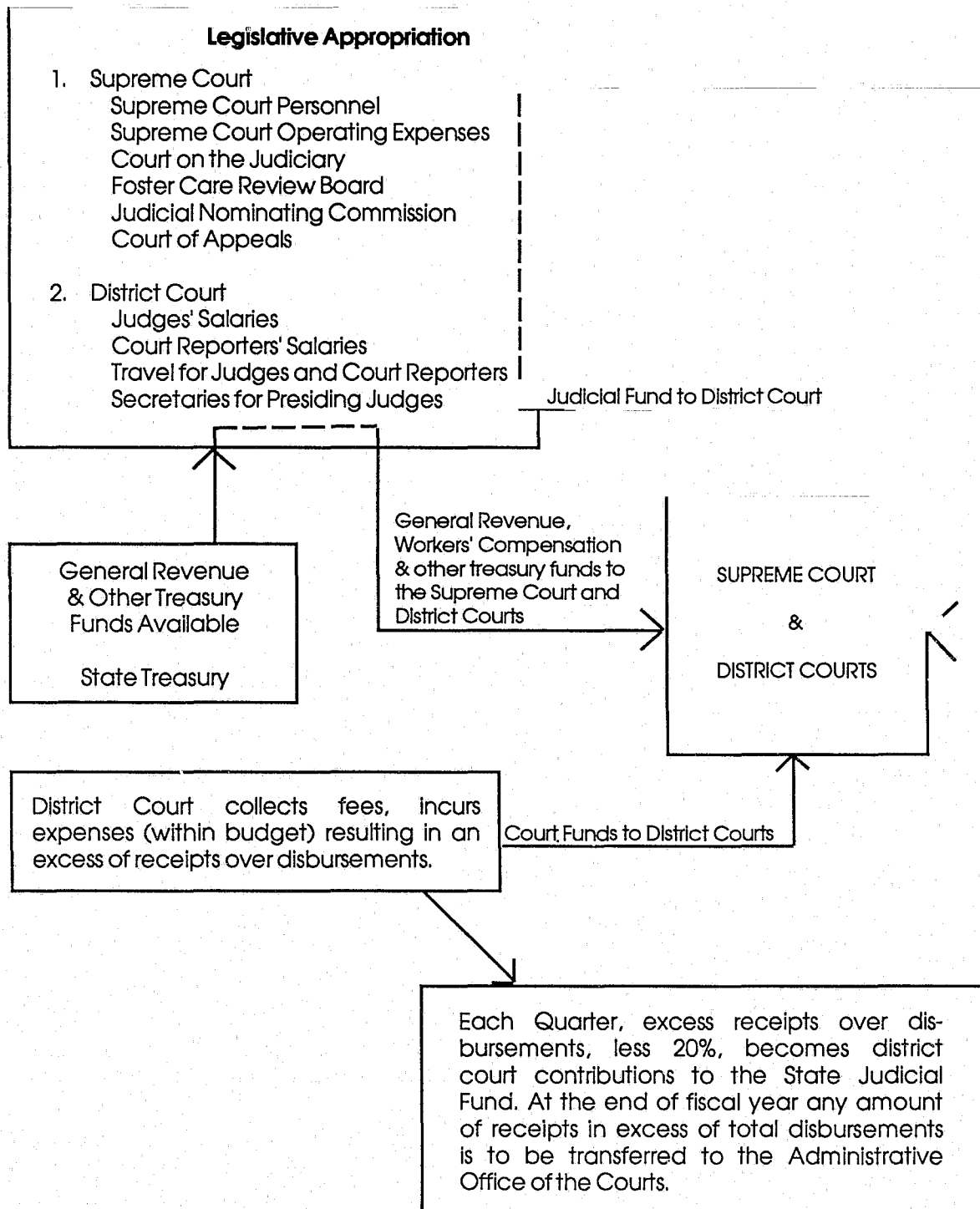
STATE GENERATED FUNDING

Because court-generated revenues are not sufficient for all expenses of the state court system, some state-generated revenues must be provided through legislative appropriations. The funding trend for the Supreme Court and District Courts for the past five years has been toward increased dependence on court-generated funds.

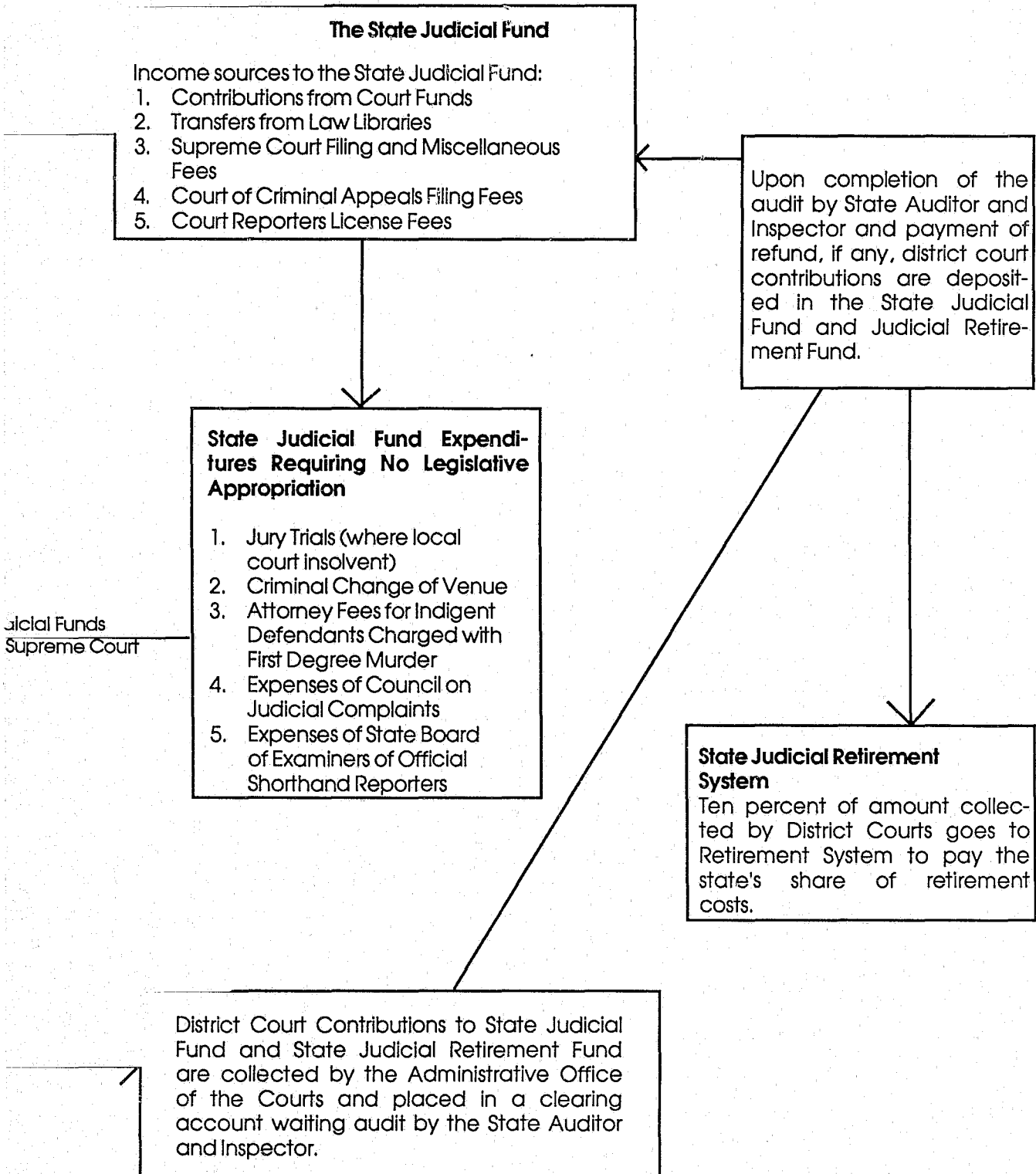
The primary source of appropriated funding for the Supreme Court has historically been the General Revenue Fund, but with declining revenues, the funding has shifted to a mixture of General Revenue and Workers' Compensation Funds. The Supreme Court does not receive funding from the State Judicial Fund except for statutory requirements illustrated on page 50.

The primary source of funding for the District Courts is the State Judicial Fund. Projected receipts to the fund, in excess of anticipated statutory expenditures, are certified by the State Board of Equalization and appropriated to the District Courts. The Judicial Fund is not large enough to completely support the District Courts and additional appropriated funding is required from General Revenue and other funds.

FUNDING FOR THE OK

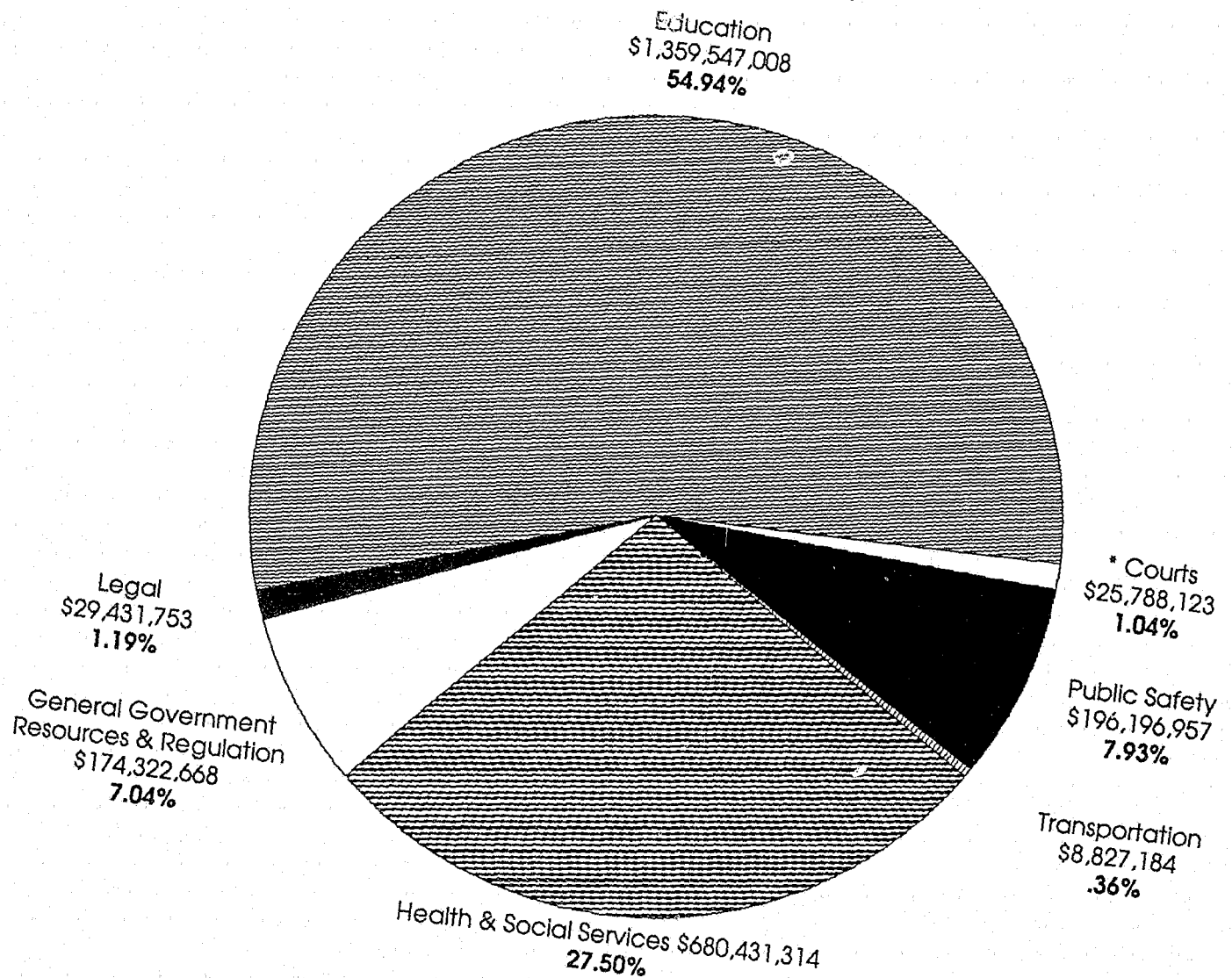


LOUISIANA COURT SYSTEM



FY-89 Statewide Appropriations

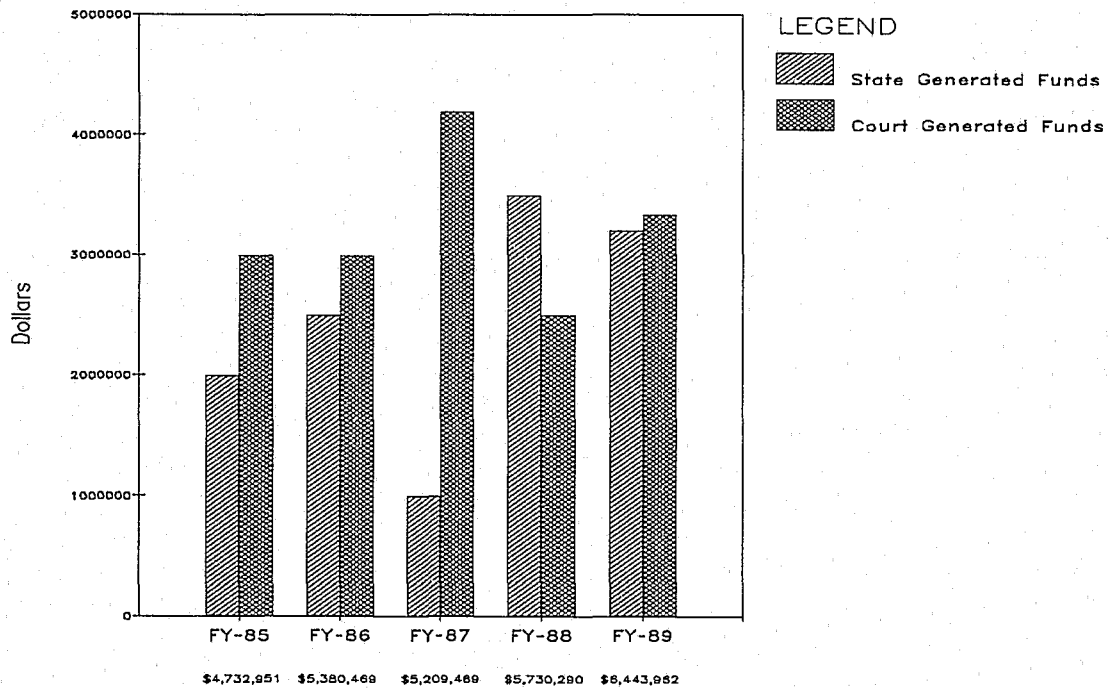
\$2,474,545,007



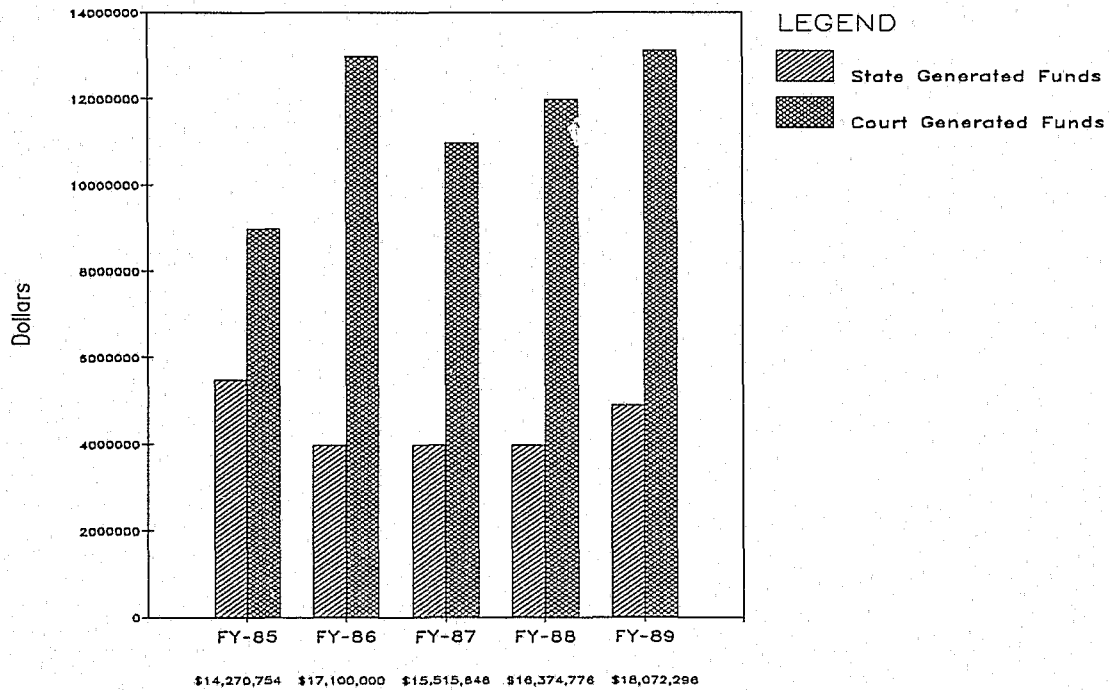
	State Generated Funds	Court Generated Funds	Total
*District Courts	\$4,924,896	\$13,147,400	\$18,072,296
Supreme Court	3,104,842	3,339,120	6,443,962
Court of Criminal Appeals	1,271,865	0	1,271,865
TOTAL	\$9,301,603	\$16,486,520	\$25,788,123

Appropriations

Supreme Court Appropriation History



District Courts Appropriation History



Expenditures

COURT SYSTEM EXPENDITURES FY-89

Expenditures From State Generated Funds

SUPREME COURT		
Supreme Court Personnel & Operations	\$ 3,218,986	
Court on the Judiciary	733	
Foster Care Review Board	47,828	
Judicial Nominating Commission	3,780	
Court of Appeals Personnel & Operations	13,955	
DISTRICT COURT		
District Court Personnel & Operations	4,861,105	<u>\$8,146,387</u>

Expenditures From Court Generated Funds

SUPREME COURT		
Supreme Court Personnel & Operations*	\$ 2,359,049	
Statutory Judicial Fund Expenditures	296,741	
Court of Appeals Personnel & Operations	1,747,685	
DISTRICT COURT		
District Court Personnel & Operations	12,922,870	
DIRECT COUNTY EXPENDITURES		
District courts incur expenses and contribute excess receipts over disbursements, less 20%, to the State Judicial Fund.	26,248,251	<u>\$43,574,596</u> <u>\$51,720,983</u>
COLLECTIONS AT COUNTY LEVEL		
Fines, Fees and Forfeitures		
STATE JUDICIAL RETIREMENT SYSTEMS		
Ten Percent of amount collected by District Courts goes to retirement fund to pay the state's share of retirement costs.		

*Workers' Compensation Fund expenditures. Except for statutory expenditures in the Supreme Court, all Judicial Fund monies are spent for District Court expenses.

Direct Expenditures From Local Court Funds FY-89

<u>County-Level Expenditures</u>	<u>Amount</u>	<u>Percent of Total</u>
Personnel	\$5,961,295.*	22.71
Full Time Bailiffs	\$1,730,973	
Part Time Bailiffs	302,933	
Per Diem Court Reporters	76,564	
Part Time Court Clerk Emp	3,850,825	
General Operating	4,575,987	17.43
Utilities	975,129	3.72
Other Expenses	129,729	.49
Attorney Fees	4,887,707	18.62
Trial Court	\$2,806,327	
Appeals	13,063	
Mental Health	125,401	
Public Defender	1,942,916	
Witness Fees	458,974	1.75
Physician Fees	90,374	.34
Jurors	2,091,395	7.97
Court Reporter Transcripts	540,088	2.06
Preliminary & Trial	\$325,525	
Appeals	214,563	
Law Library	898,982	3.42
County General Fund	<u>898,104</u> **	<u>3.42</u>
TOTAL	\$21,507,764	81.93
<u>Payments to State</u>		
Judicial Retirement Fund	3,826,570	14.58
CLEET	665,507	2.54
Dispute Resolution Revolving Fund	<u>248,410</u>	<u>.95</u>
TOTAL	\$4,740,487	18.07
GRAND TOTAL	<u>\$26,248,251</u>	<u>100.00</u>

*An additional \$18 million in appropriated funds are paid to judicial employees (judges, court reporters) in the counties.

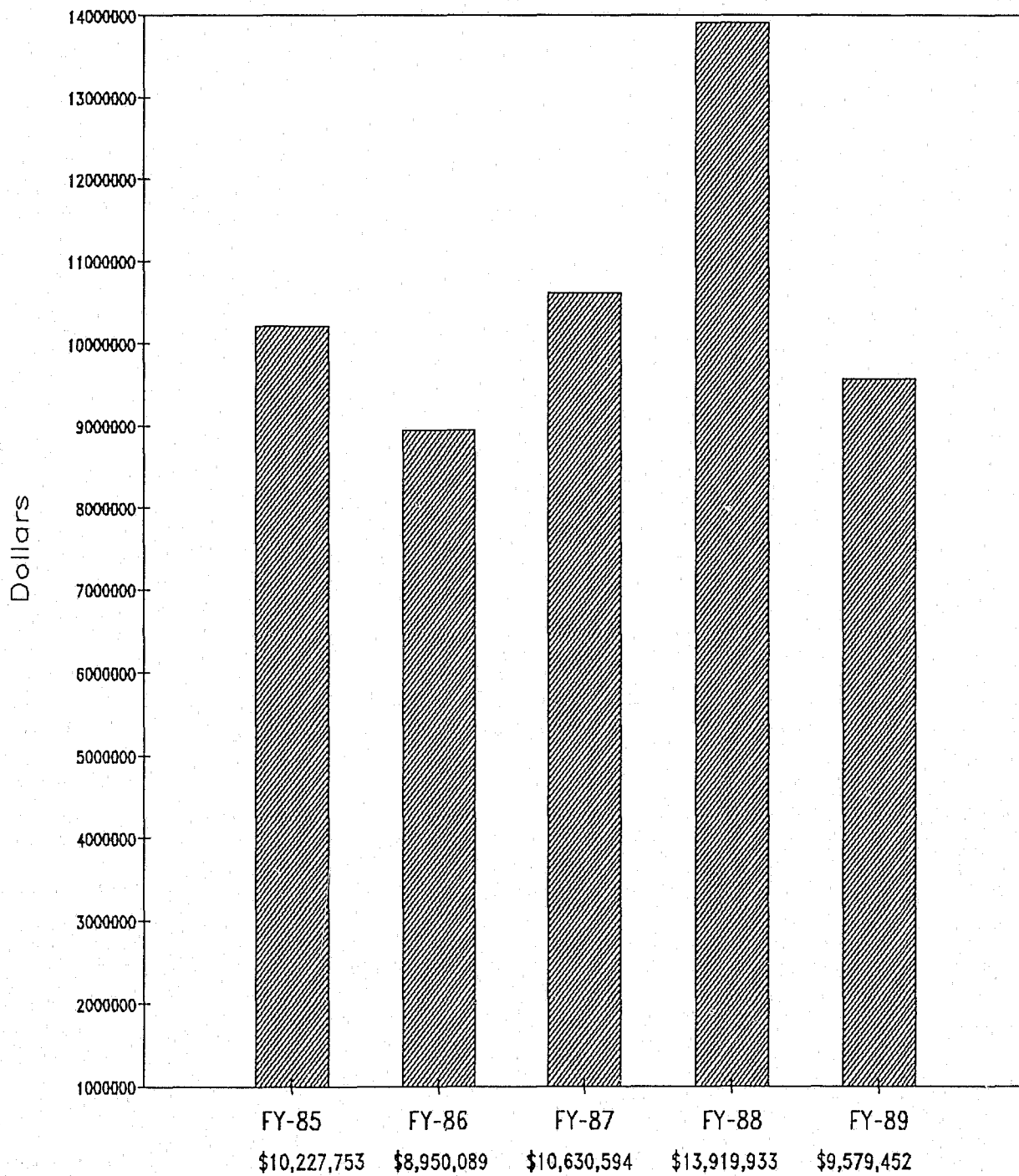
**Payments directly to Counties for loss of revenue incurred when Justice of Peace Courts were abolished in 1969.

Contributions to State Judicial Fund

Counties Ranked by Contribution

Rank	County		Rank	County	
1	Tulsa	2,462,153	40	Beaver	58,062
2	Oklahoma	1,237,439	41	Cherokee	56,545
3	Cleveland	658,611	42	Woods	55,661
4	Payne	303,220	43	Pushmataha	52,772
5	Canadian	221,518	44	Tillman	51,460
6	Wagoner	194,303	45	Beckham	49,360
7	Comanche	187,991	46	Murray	47,476
8	LeFlore	182,662	47	Dewey	45,203
9	Grady	171,690	48	Washita	42,729
10	Creek	153,272	49	Caddo	42,058
11	Ottawa	148,108	50	Marshall	39,364
12	Lincoln	143,376	51	Nowata	38,019
13	Osage	141,829	52	Jackson	37,176
14	Woodward	139,138	53	Latimer	32,694
15	Custer	129,159	54	Coal	30,561
16	Mayes	117,008	55	Roger Mills	30,549
17	Okfuskee	112,063	56	Cotton	30,312
18	Pottawatomie	107,857	57	McIntosh	28,051
19	McCurtain	99,810	58	Noble	27,862
20	Atoka	97,748	59	Logan	26,208
21	Stephens	93,241	60	Johnston	26,043
22	Carter	91,481	61	Cimarron	23,662
23	Washington	88,961	62	Alfalfa	21,942
24	Pittsburg	87,876	63	Hughes	21,875
25	Rogers	84,612	64	Sequoyah	21,573
26	Garfield	82,688	65	Love	20,800
27	Texas	80,622	66	Harper	20,788
28	Garvin	79,578	67	Choctaw	20,699
29	Pontotoc	78,656	68	Ellis	17,088
30	Craig	77,958	69	Grant	17,056
31	Major	74,753	70	Kiowa	16,731
32	Pawnee	74,689	71	Harmon	15,193
33	Muskogee	73,621	72	Haskell	11,794
34	Kay	72,400	73	McClain	9,988
35	Blaine	69,115	74	Greer	9,195
36	Kingfisher	68,568	75	Jefferson	5,011
37	Seminole	66,373	76	Delaware	4,589
38	Bryan	60,721	77	Adair	-0-
39	Okmulgee	58,435			
				TOTAL	\$9,579,452

State Judicial Fund Total Contributions



Statutory Judicial Fund Expenditures

PAID BY SUPREME COURT

	<u>FY-85</u>	<u>FY-86</u>	<u>FY-87</u>	<u>FY-88</u>	<u>FY-89</u>
Council on Judicial Complaints	\$ 45,742	\$ 63,805	\$ 31,370	\$ 17,417	\$ 32,575
Indigent Murder I Attorney Fees	143,733	209,854	250,828	204,786	149,193
Expert Witness Fees	-	1,500	13,837	14,137	24,959
Change of Venue	20,449	11,437	54,291	9,377	22,272
Support of Local Jury Trials	22,559	12,349	66,350	78,600	59,500
Shorthand Reporters Board	<u>2,546</u>	<u>1,339</u>	<u>2,860</u>	<u>3,756</u>	<u>8,242</u>
TOTALS	<u>\$ 235,029</u>	<u>\$ 300,284</u>	<u>\$ 419,536</u>	<u>\$ 328,073</u>	<u>\$296,741</u>

Statewide Cost of Legal Representation for Indigents

Fiscal Year 1986

State Judicial Fund (Murder I)		\$209,854
Local Court Funds		\$4,401,423
Trial	2,371,349	
Appeal	187,451	
Mental Health	198,153	
Public Defender Programs	1,644,470	
TOTAL FOR FY-86		\$4,611,277

Fiscal Year 1987

State Judicial Fund (Murder I)		\$250,828
Local Court Funds		\$4,668,090
Trial	2,631,927	
Appeal	205,042	
Mental Health	219,675	
Public Defender Programs	1,611,446	
TOTAL FOR FY-87		\$4,918,918

Fiscal Year 1988

State Judicial Fund (Murder I)		\$204,786
Local Court Funds		\$4,367,181
Trial	2,446,856	
Appeal	23,231	
Mental Health	191,531	
Public Defender Programs	1,705,563	
TOTAL FOR FY-88		\$4,571,967

Fiscal Year 1989

State Judicial Fund (Murder I)		\$149,193
Local Court Funds		\$4,978,081
Trial	2,806,327	
Appeal	13,063	
Mental Health	215,775	
Public Defender Programs	1,942,916	
TOTAL FOR FY-89		\$5,127,274

JUDICIAL STATISTICAL SUMMARY

Statewide Statistics for District Courts

Included in this section are tables and graphs summarizing the caseload inventory of the District Courts for Fiscal Year 1989. Civil cases are categorized as general civil, domestic relations, small claims and probate. Criminal cases are either felony or misdemeanor.

These tables and graphs depict statewide totals. The Annual Report Statistical Appendix contains statistical data for each county and District Court judicial district.

Also included is a chart which ranks the District Court judicial districts according to population per authorized judgeships and cases filed per authorized judgeships.

The final chart in this section shows the total statewide cost of legal representation for indigents during the last four fiscal years. Payments are made at the state level from the State Judicial Fund to compensate attorneys who are appointed to represent indigents charged with Murder in the First Degree. At the local level, payments are made from the local court funds to public defender programs and for representation of indigents in criminal trials, criminal appeals and mental health proceedings.

DISTRICT COURT CASELOAD INVENTORY • STATEWIDE SUMMARY***July 1, 1988 • June 30, 1989**

	Pending 7-1-88	Cases Filed	Total Caseload	Cases Disposed	Percent of Caseload Terminated	Pending 6-30-89
General Civil	127,510	65,306	192,816	63,123	32.7	129,693
Domestic Relations	51,258	41,641	92,899	39,028	42.0	53,871
Divorce	30,515	29,040	59,555	27,904	46.9	31,651
Reciprocal Support						
Incoming	5,440	1,445	6,885	1,767	25.7	5,118
Outgoing	3,897	791	4,688	618	13.2	4,070
Other	11,406	10,365	21,771	8,739	40.1	13,032
Small Claims	79,299	68,920	148,219	91,082	61.5	57,137
Probate	32,537	17,387	49,924	16,863	33.8	33,061
Felony	53,974	29,132	83,106	25,880	31.1	57,226
D.U.I.	1088	2,650	3,738	2,455	65.7	1,283
Other	52,886	26,482	79,368	23,425	29.5	55,943
Misdemeanor	188,088	235,375	423,463	222,618	52.6	200,845
D.U.I.	11,589	8,723	20,312	8,761	43.1	11,551
Traffic	136,654	196,355	333,009	185,083	55.6	147,926
Other	39,845	30,297	70,142	28,774	41.0	41,368
Grand Totals	532,666	457,761	990,427	458,594	46.3	531,833

* For statistical information for each county, refer to the Annual Report Statistical Appendix.

DISTRICT COURT CASELOAD INVENTORY

Method of Disposition of Civil Cases • Statewide Summary*

July 1, 1988 • June 30, 1989

	Total Cases Disposed	Nonjury Trial	Jury Trial	Dismissed/ Withdrawn/ Settled	Uncontested/ Default Judgment
General Civil	63,123	12,535	622	26,835	23,131
Domestic Relations	39,028	12,732	11	10,593	15,692
Divorce	27,904	9,741	6	6,113	12,044
Reciprocal Incoming	1,767	202	2	934	629
Outgoing	618	113	0	323	182
Other	8,739	2,676	3	3,223	2,837

	Total Cases Disposed	Nonjury Trial	Jury Trial	Voluntary Dismissal	Dismissed/ Default Judgment	Failure to Prosecute
Small Claims	91,082	34,287	23	13,137	35,961	7,674

	Total Cases Disposed	Contested	Jury Trial	Without Contest
Probate	16,863	2,488	12	14,363

* For statistical information for each county, refer to the Annual Report Statistical Appendix

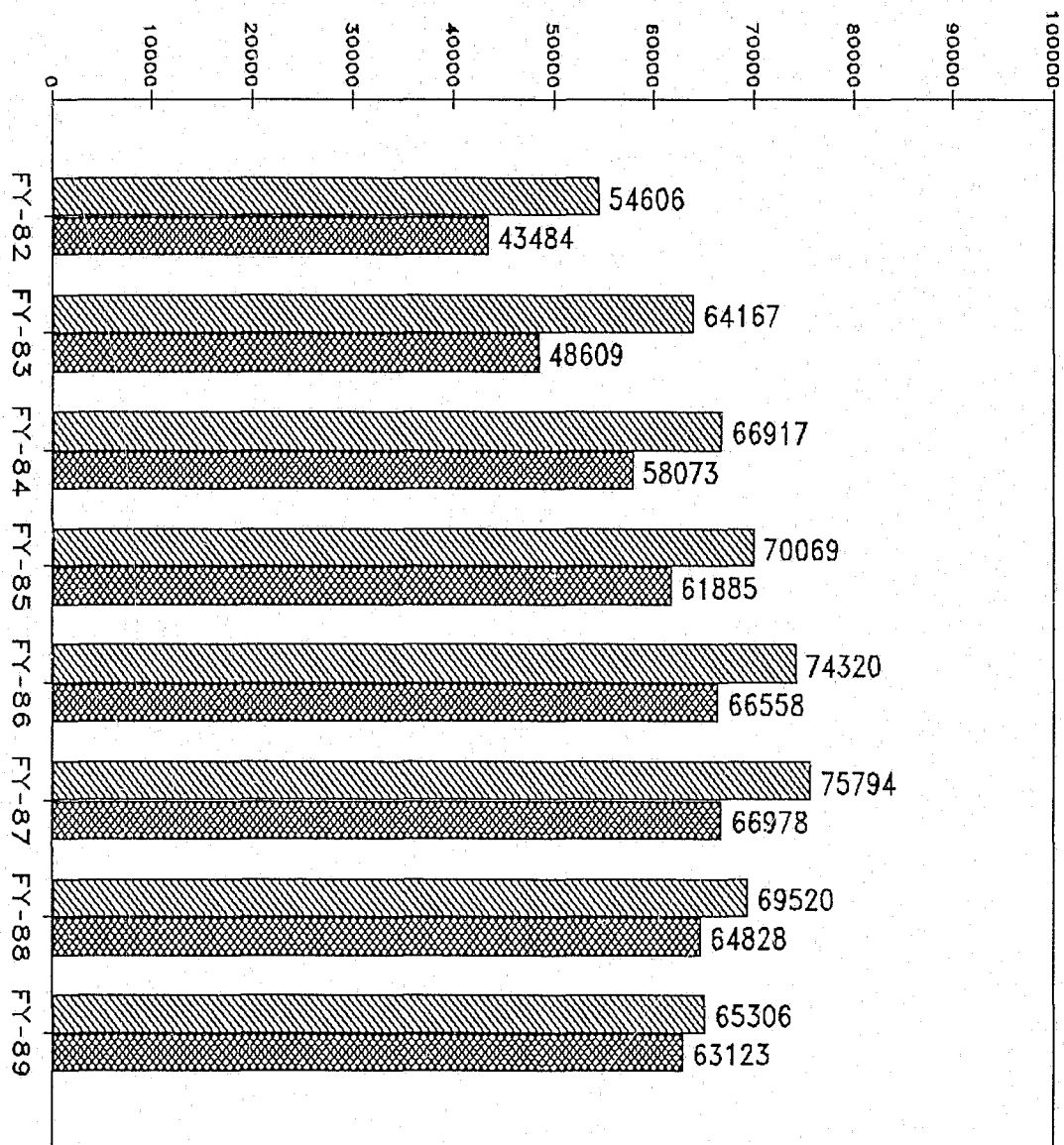
DISTRICT COURT CASELOAD INVENTORY
Method of Disposition of Criminal Cases • Statewide Summary*
July 1, 1988 • June 30, 1989

	Total Dispositions	Nonjury Trials	Jury Trials	Guilty Pleas	Dismissed
Felony	25,880	509	796	16,746	7,829
D.U.I.	2,455	16	42	2,217	180
Other	23,425	493	754	14,529	7,649



	Total Dispositions	Nonjury Dispositions	Jury Trials	Guilty Pleas	Bond Forfeitures	Dismissed
Misdemeanor	222,618	9,560	217	140,704	29,460	42,677
D.U.I.	8,761	218	16	7,341	52	1,134
Traffic	185,083	8,285	38	116,276	28,251	32,233
Other	28,774	1,057	163	17,087	1,157	9,310

* For statistical information for each county, refer to the Annual Report Statistical Appendix

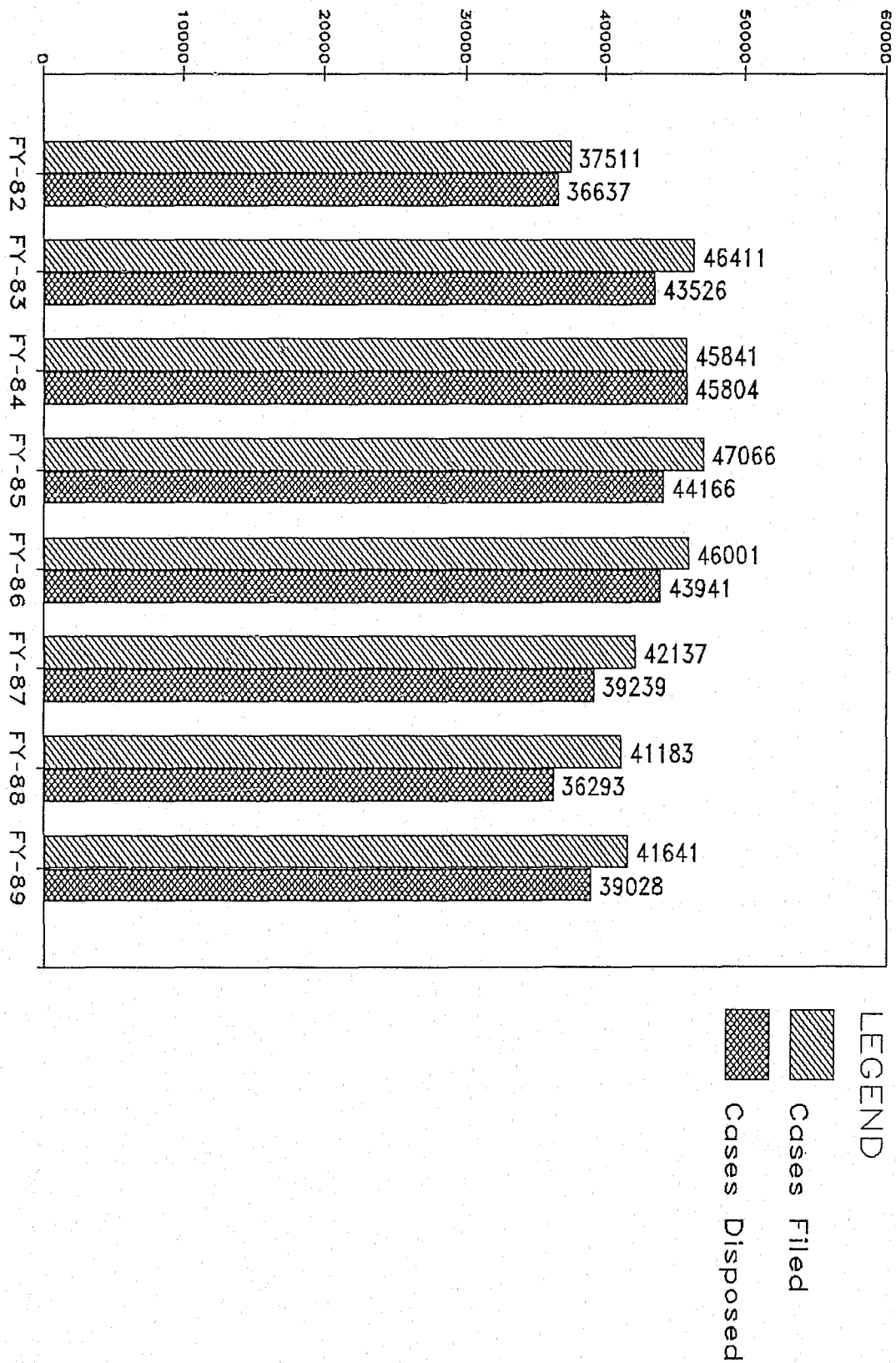
District Court Statewide Totals — General Civil



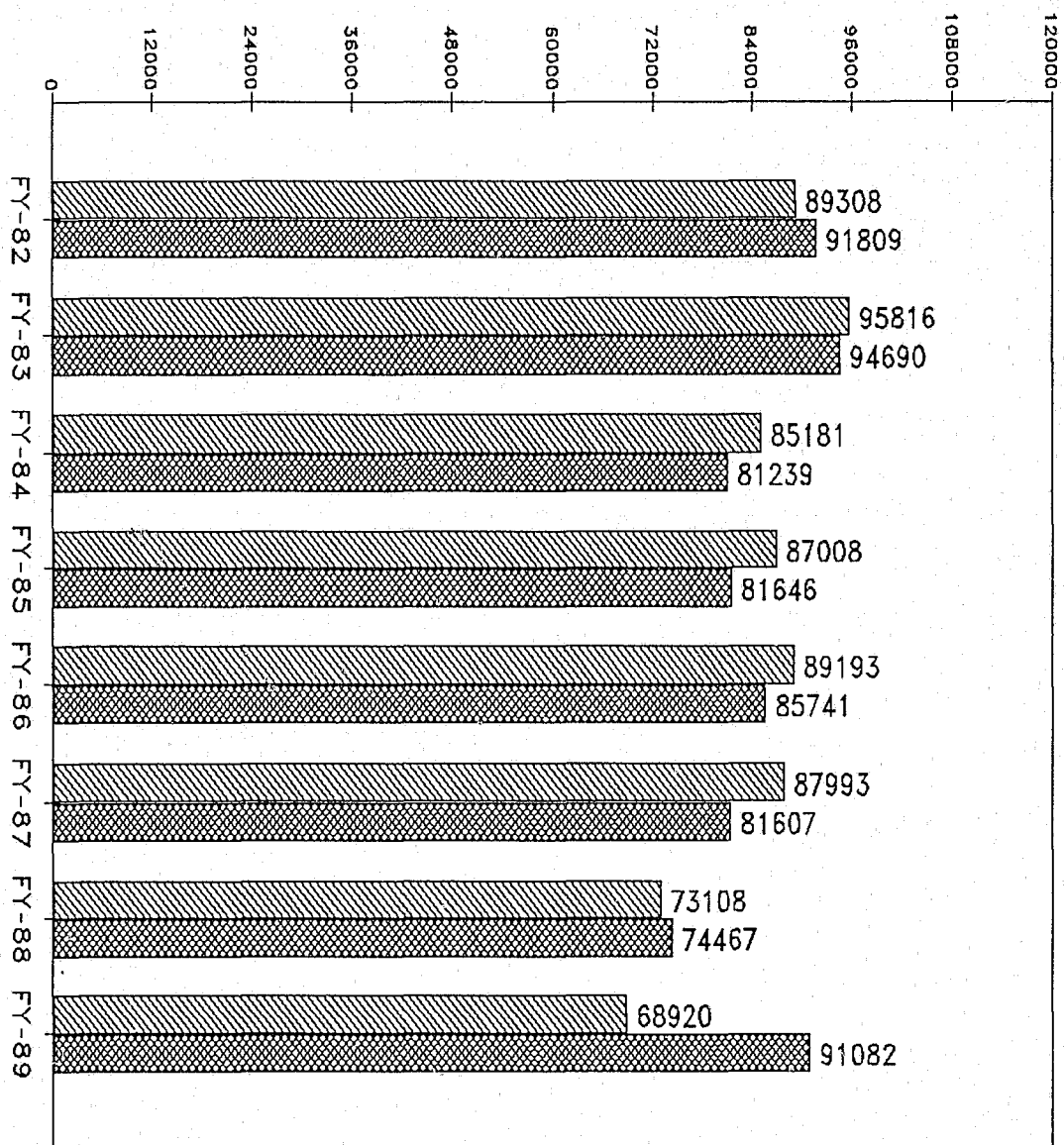
LEGEND

-  Cases Filed
-  Cases Disposed



District Court Statewide Totals — Domestic Relations




District Court Statewide Totals — Small Claims




LEGEND

-  Cases Filed
-  Cases Disposed

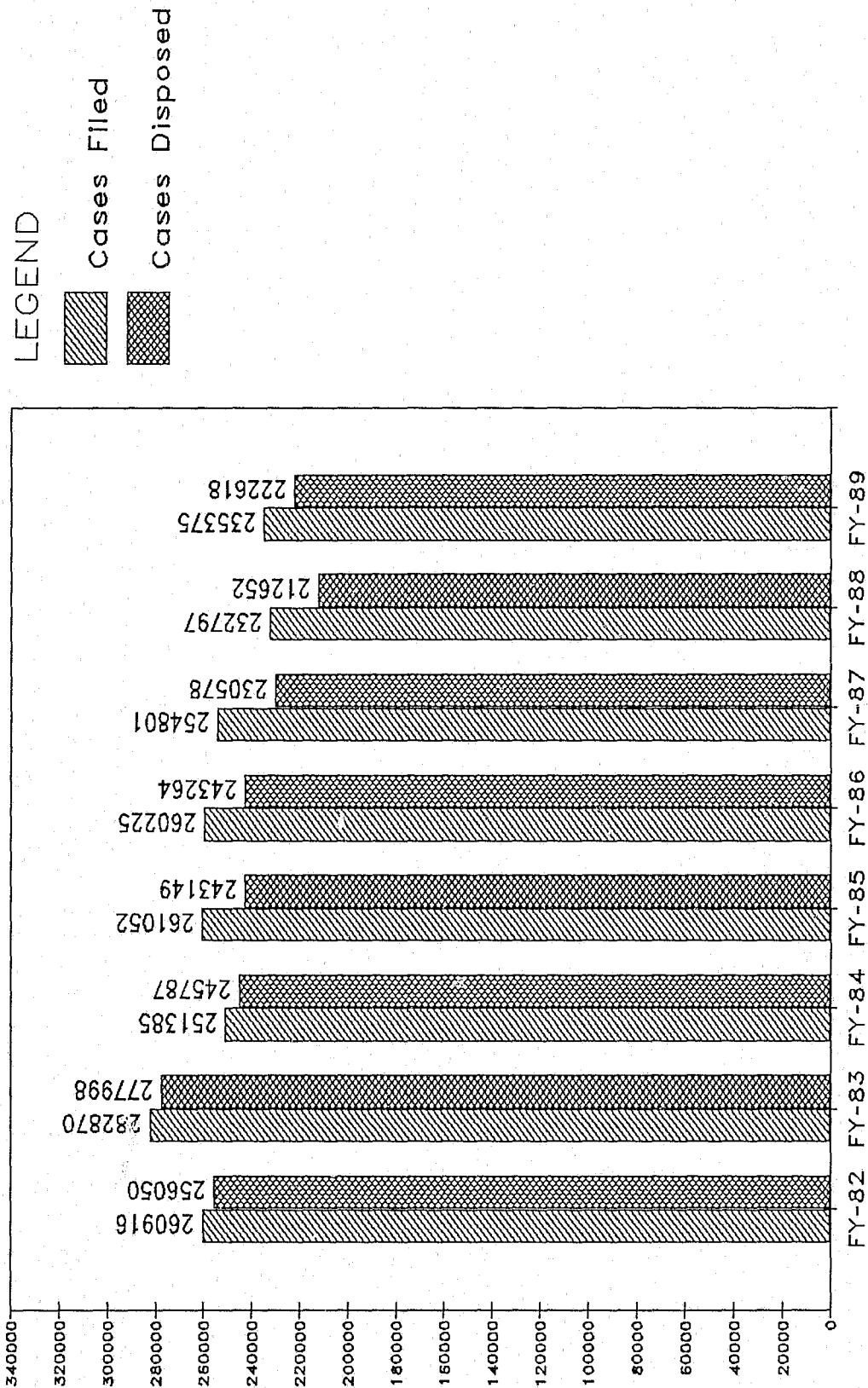
District Court Statewide Totals — Probate



District Court Statewide Totals — Felonies



District Court Statewide Totals — Misdemeanors



(Including Misdemeanor Traffic)

Population and Cases Per Judge

By Judicial Districts
FY-89

Judicial District	Authorized Judgeships	District Population	Population Per Judge	Rank	District Case Filings	Cases Filed Per Judge	Rank
1	5	32,896	6,579	25	7,266	1,453	25
2	8	67,180	8,398	24	13,637	1,705	20
3	6	69,263	11,544	19	9,263	1,544	23
4	13	150,834	11,603	18	24,847	1,911	14
5	12	171,396	14,283	8	22,215	1,851	15
6	5	70,395	14,079	11	12,505	2,501	9
7	29	568,933	19,618	2	75,680	2,610	6
8	5	61,425	12,285	17	10,699	2,140	12
9	5	89,316	17,863	3	13,524	2,705	3
10	3	39,327	13,109	14	5,167	1,722	19
11	4	59,599	14,900	7	6,115	1,529	24
12	7	93,711	13,387	13	17,670	2,524	7
13	4	56,816	14,204	9	8,440	2,110	13
14	28	485,903	17,354	4	66,564	2,377	10
15	12	188,748	15,729	6	32,208	2,684	4
16	5	61,548	12,310	16	8,350	1,670	21
17	5	65,127	13,025	15	11,079	2,216	11
18	4	56,086	14,022	12	11,336	2,834	1
19	3	30,535	10,178	22	5,269	1,756	18
20	8	84,132	10,517	21	14,063	1,758	17
21	9	181,320	20,147	1	24,051	2,672	5
22	8	74,409	9,301	23	11,151	1,394	26
23	5	81,840	16,368	5	13,549	2,710	2
24	10	109,310	10,931	20	18,328	1,833	16
25	3	18,789	6,263	26	4,728	1,576	22
26	4	56,452	14,113	10	10,057	2,514	8
TOTALS	210	3,025,290	-----	--	457,761	-----	--
		STATE AVERAGE	14,406			2,180	

The Oklahoma Judicial Conference

The Oklahoma Judicial Conference is an organization whose membership is comprised of active and retired members of the judiciary in the State of Oklahoma. The purpose of the Judicial Conference is to provide continuing judicial education and training to its members, assistance to the Legislature concerning matters affecting the trial courts, and foster communications among all levels of the state judiciary.

The Judicial Conference has three active committees. They are the Legislative, Program and Education, and Judges Helping Judges Committees.

The Oklahoma Judicial Conference meets biannually for educational programs and administrative responsibilities. The officers serve one year terms, assuming their responsibilities at the beginning of every calendar year.

OFFICERS

President	Honorable Gary L. Lumpkin Judge Court of Criminal Appeals
President-Elect	Honorable Gordon R. Melson District Judge 22nd Judicial District
Vice-President	Honorable Steven J. Adams District Judge 12th Judicial District
Vice-President	Honorable Steven W. Taylor Associate District Judge Pittsburg County
Vice-President	Honorable Niles L. Jackson Special Judge Oklahoma County
Secretary-Treasurer	Honorable Jacqueline P. Duncan Special Judge Custer County
O.B.A. Delegate	Honorable Ray Dean Linder District Judge 4th Judicial District
O.B.A. Delegate	Honorable Glenn D. Adams Associate District Judge Garfield County
O.B.A. Delegate	Honorable David Winslow District Judge 14th Judicial District
O.B.A. Delegate	Honorable James Wilkinson Associate District Judge Major County




Table of Contents

Statistical Appendix

Fiscal Year 1989

• INTRODUCTION •

District Courts Statistical Information	2
---	---

• GENERAL CIVIL •

Total General Civil	
Filed/Disposed	3
Method of Disposition	8

• DOMESTIC RELATIONS •

Total Domestic Relations	
Filed/Disposed	13
Method of Disposition	18
Divorce	
Filed/Disposed	23
Method of Disposition	28
Incoming Reciprocal Support	
Filed/Disposed	33
Method of Disposition	38
Outgoing Reciprocal Support	
Filed/Disposed	43
Method of Disposition	48
Other Domestic Relations	
Filed/Disposed	53
Method of Disposition	58

• PROBATE •

Total Probate	
Filed/Disposed	63
Method of Disposition	68

• SMALL CLAIMS •

Total Small Claims	
Filed/Disposed	73
Method of Disposition	78

• FELONY •

Total Felony	
Filed/Disposed	83
Method of Disposition	88
Felony D.U.I.	
Filed/Disposed	93
Method of Disposition	98
Other Felony	
Filed/Disposed	103
Method of Disposition	108

• MISDEMEANOR •

Total Misdemeanor	
Filed/Disposed	113
Method of Disposition	118
Misdemeanor D.U.I.	
Filed/Disposed	123
Method of Disposition	128
Misdemeanor Traffic	
Filed/Disposed	133
Method of Disposition	138
Misdemeanor Non-Motor Vehicle	
Filed/Disposed	143
Method of Disposition	148

NCJRS

FEB 5 1990

ACQUISITIONS

Introduction

District Courts Statistical Information

The following pages contain the FY-89 caseload statistics for the 26 District Court judicial districts and the counties within each district. Six major categories of cases are reported: general civil, domestic relations, probate, small claims, felony and misdemeanor. For each of these categories, the number of cases filed, disposed of and pending is first presented, followed by a numerical breakdown of the methods of disposition.

Three of the major categories are divided into more specific case classifications with filing and disposition totals provided for each subdivision. Domestic relations cases are broken down into divorce, incoming reciprocal support, outgoing reciprocal support and all others. Felony cases are divided into felony D.U.I. and all others. Misdemeanor cases are categorized as misdemeanor D.U.I., traffic, and non-motor vehicle misdemeanor.

Caution should be exercised in using these statistics as a means of determining judicial workloads. Judges spend a great deal of their time counseling, researching, traveling and performing administrative tasks. Courts in metropolitan areas face heavy and specialized caseloads. In other areas of the state, the distance between the towns in which court is held, and the additional duties involved in working with multiple staffs, are factors which must be considered.

Additionally, due to a variety of circumstances, no two cases are exactly alike, although statistically, they are considered equal. Because factors are involved which cannot be shown quantitatively, these factors must be considered when interpreting the statistics.

U.S. Department of Justice
National Institute of Justice

121593
(Part 2)

This document has been reproduced exactly as received from the person or organization originating it. Points of view or opinions stated in this document are those of the authors and do not necessarily represent the official position or policies of the National Institute of Justice.

Permission to reproduce this copyrighted material has been granted by

Oklahoma Administrative
Office of the Courts

to the National Criminal Justice Reference Service (NCJRS).

Further reproduction outside of the NCJRS system requires permission of the copyright owner.

CASELOAD INVENTORY FOR
GENERAL CIVIL LITIGATION
JULY 1, 1988 - JUNE 30, 1989

	CASES PENDING 7/01/88	CASES FILED	TOTAL CASELOAD	CASES DISPOSED	PERCENT OF CASELOAD TERMINATED	CASES PENDING 6/30/89
DISTRICT 01						
BEAVER	45	86	131	99	75.5	32
CIMARRON	23	19	42	30	71.4	12
HARPER	40	43	83	50	60.2	0
TEXAS	206	248	454	299	65.8	196
	-----	-----	-----	-----	-----	-----
DISTRICT TOTALS	314	396	710	478	67.3	240
DISTRICT 02						
BECKHAM	243	329	572	206	36.0	367
CUSTER	230	370	600	484	80.6	0
ELLIS	33	55	88	64	72.7	24
GREER	98	73	171	133	77.7	0
HARMON	8	41	49	36	73.4	0
ROGER MILLS	78	51	129	47	36.4	82
	-----	-----	-----	-----	-----	-----
DISTRICT TOTALS	690	919	1,609	970	60.2	473
DISTRICT 03						
JACKSON	323	395	718	460	64.0	0
KIOWA	129	102	231	101	43.7	0
TILLMAN	80	99	179	77	43.0	0
WASHITA	174	142	316	174	55.0	0
	-----	-----	-----	-----	-----	-----
DISTRICT TOTALS	706	738	1,444	812	56.2	0
DISTRICT 04						
ALFALFA	57	75	132	85	64.3	47
BLAINE	187	148	335	195	58.2	0
DEWEY	51	63	114	65	57.0	49
GARFIELD	810	1,214	2,024	1,280	63.2	744
GRANT	72	84	156	80	51.2	76
KINGFISHER	283	257	540	330	61.1	210
MAJOR	95	104	199	124	62.3	0
WOODS	105	83	188	94	50.0	101
WOODWARD	829	280	1,109	520	46.8	852
	-----	-----	-----	-----	-----	-----
DISTRICT TOTALS	2,489	2,308	4,797	2,773	57.8	2,079

CASELOAD INVENTORY FOR
GENERAL CIVIL LITIGATION
JULY 1, 1988 - JUNE 30, 1989

	CASES PENDING 7/01/88	CASES FILED	TOTAL CASELOAD	CASES DISPOSED	PERCENT OF CASELOAD TERMINATED	CASES PENDING 6/30/89
DISTRICT 05						
COMANCHE	4,294	2,137	6,431	1,372	21.3	5,059
COTTON	54	93	147	101	68.7	42
JEFFERSON	66	62	128	75	58.5	0
STEPHENS	597	730	1,327	711	53.5	0
	-----	-----	-----	-----	-----	-----
DISTRICT TOTALS	5,011	3,022	8,033	2,259	28.1	5,101
DISTRICT 06						
CADDO	241	299	540	372	68.8	168
GRADY	578	912	1,490	963	64.6	0
	-----	-----	-----	-----	-----	-----
DISTRICT TOTALS	819	1,211	2,030	1,335	65.7	168
DISTRICT 07						
OKLAHOMA	37,046	19,575	56,621	18,207	32.1	37,651
	-----	-----	-----	-----	-----	-----
DISTRICT TOTALS	37,046	19,575	56,621	18,207	32.1	37,651
DISTRICT 08						
KAY	546	709	1,255	805	64.1	0
NOBLE	101	121	222	133	59.9	0
	-----	-----	-----	-----	-----	-----
DISTRICT TOTALS	647	830	1,477	938	63.5	0
DISTRICT 09						
LOGAN	268	387	655	343	52.3	312
PAYNE	630	793	1,423	1,018	71.5	0
	-----	-----	-----	-----	-----	-----
DISTRICT TOTALS	898	1,180	2,078	1,361	65.5	312
DISTRICT 10						
OSAGE	365	609	974	588	60.3	0
	-----	-----	-----	-----	-----	-----
DISTRICT TOTALS	365	609	974	588	60.3	0
DISTRICT 11						
NOWATA	232	149	381	164	43.0	0
WASHINGTON	372	684	1,056	713	67.5	423
	-----	-----	-----	-----	-----	-----
DISTRICT TOTALS	604	833	1,437	877	61.0	423

CASELOAD INVENTORY FOR
GENERAL CIVIL LITIGATION
JULY 1, 1988 - JUNE 30, 1989

	CASES PENDING 7/01/88	CASES FILED	TOTAL CASELOAD	CASES DISPOSED	PERCENT OF CASELOAD TERMINATED	CASES PENDING 6/30/89
DISTRICT 12						
CRAIG	139	224	363	186	51.2	155
MAYES	380	518	898	591	65.8	0
ROGERS	637	765	1,402	851	60.7	0
	-----	-----	-----	-----	-----	-----
DISTRICT TOTALS	1,156	1,507	2,663	1,628	61.1	155
DISTRICT 13						
DELAWARE	590	383	973	295	30.3	0
OTTAWA	252	397	649	421	64.8	0
	-----	-----	-----	-----	-----	-----
DISTRICT TOTALS	842	780	1,622	716	44.1	0
DISTRICT 14						
PAWNEE	273	298	571	357	62.5	214
TULSA	61,986	13,107	75,093	10,790	14.3	0
	-----	-----	-----	-----	-----	-----
DISTRICT TOTALS	62,259	13,405	75,664	11,147	14.7	214
DISTRICT 15						
ADAIR	178	304	482	310	64.3	172
CHEROKEE	585	649	1,234	605	49.0	0
MUSKOGEE	1,201	1,740	2,941	1,949	66.2	0
SEQUOYAH	1,167	449	1,616	706	43.6	0
WAGONER	304	623	927	664	71.6	263
	-----	-----	-----	-----	-----	-----
DISTRICT TOTALS	3,435	3,765	7,200	4,234	58.8	435
DISTRICT 16						
HASKELL	190	148	338	90	26.6	248
LATIMER	89	158	247	118	47.7	120
LE FLORE	205	527	732	488	66.6	244
	-----	-----	-----	-----	-----	-----
DISTRICT TOTALS	484	833	1,317	696	52.8	612
DISTRICT 17						
CHOCTAW	506	270	776	443	57.0	538
MCCURTAIN	161	403	564	381	67.5	0
PUSHMATAHA	170	141	311	153	49.2	158
	-----	-----	-----	-----	-----	-----
DISTRICT TOTALS	837	814	1,651	977	59.1	696

CASELOAD INVENTORY FOR
GENERAL CIVIL LITIGATION
JULY 1, 1988 - JUNE 30, 1989

	CASES PENDING 7/01/88	CASES FILED	TOTAL CASELOAD	CASES DISPOSED	PERCENT OF CASELOAD TERMINATED	CASES PENDING 6/30/89
DISTRICT 18						
MCINTOSH	175	261	436	302	69.2	0
PITTSBURG	517	851	1,368	783	57.2	0
	-----	-----	-----	-----	-----	-----
DISTRICT TOTALS	692	1,112	1,804	1,085	60.1	0
DISTRICT 19						
BRYAN	273	590	863	609	70.5	250
	-----	-----	-----	-----	-----	-----
DISTRICT TOTALS	273	590	863	609	70.5	250
DISTRICT 20						
CARTER	417	628	1,045	599	57.3	0
JOHNSTON	81	151	232	139	59.9	0
LOVE	139	127	266	72	27.0	194
MARSHALL	101	171	272	123	45.2	149
MURRAY	115	234	349	209	59.8	126
	-----	-----	-----	-----	-----	-----
DISTRICT TOTALS	853	1,311	2,164	1,142	52.7	469
DISTRICT 21						
CLEVELAND	1,765	3,058	4,823	3,263	67.6	1,513
GARVIN	501	312	813	399	49.0	414
MCCLAIN	401	418	819	460	56.1	359
	-----	-----	-----	-----	-----	-----
DISTRICT TOTALS	2,667	3,788	6,455	4,122	63.8	2,286
DISTRICT 22						
HUGHES	186	196	382	106	27.7	227
PONTOTOC	447	417	864	387	44.7	0
SEMINOLE	373	669	1,042	773	74.1	267
	-----	-----	-----	-----	-----	-----
DISTRICT TOTALS	1,006	1,282	2,288	1,266	55.3	494
DISTRICT 23						
LINCOLN	316	394	710	422	59.4	0
POTTAWATOMIE	267	723	990	841	84.9	149
	-----	-----	-----	-----	-----	-----
DISTRICT TOTALS	583	1,117	1,700	1,263	74.2	149

CASELOAD INVENTORY FOR
GENERAL CIVIL LITIGATION
JULY 1, 1988 - JUNE 30, 1989

	CASES PENDING 7/01/88	CASES FILED	TOTAL CASELOAD	CASES DISPOSED	PERCENT OF CASELOAD TERMINATED	CASES PENDING 6/30/89
DISTRICT 24						
CREEK	1,076	1,160	2,236	1,136	50.8	1,043
OKFUSKEE	293	154	447	425	95.0	22
OKMULGEE	135	613	748	668	89.3	0
	-----	-----	-----	-----	-----	-----
DISTRICT TOTALS	1,504	1,927	3,431	2,229	64.9	1,065
 DISTRICT 25						
ATOKA	84	216	300	247	82.3	53
COAL	30	59	89	61	68.5	0
	-----	-----	-----	-----	-----	-----
DISTRICT TOTALS	114	275	389	308	79.1	53
 DISTRICT 26						
CANADIAN	1,216	1,179	2,395	1,103	46.0	1,239
	-----	-----	-----	-----	-----	-----
DISTRICT TOTALS	1,216	1,179	2,395	1,103	46.0	1,239
	-----	-----	-----	-----	-----	-----
STATEWIDE TOTALS	127,510	65,306	192,816	63,123	32.7	54,564

CASELOAD INVENTORY FOR
GENERAL CIVIL DISPOSITIONS
JULY 1, 1988 - JUNE 30, 1989

	JURY TRIALS	NON-JURY TRIALS	DISMISSED WITHDRAWN/ SETTLED	UNCONTESTED	TOTAL DISPOSITIONS
DISTRICT 01					
BEAVER	3	34	43	19	99
CIMARRON	0	6	18	6	30
HARPER	0	3	46	1	50
TEXAS	3	45	100	151	299
	-----	-----	-----	-----	-----
DISTRICT TOTALS	6	88	207	177	478
DISTRICT 02					
BECKHAM	3	1	197	5	206
CUSTER	2	205	105	172	484
ELLIS	1	6	29	28	64
GREER	1	2	121	9	133
HARMON	0	20	14	2	36
ROGER MILLS	1	9	22	15	47
	-----	-----	-----	-----	-----
DISTRICT TOTALS	8	243	488	231	970
DISTRICT 03					
JACKSON	2	190	138	130	460
KIOWA	1	0	37	63	101
TILLMAN	0	2	24	51	77
WASHITA	0	10	86	78	174
	-----	-----	-----	-----	-----
DISTRICT TOTALS	3	202	285	322	812
DISTRICT 04					
ALFALFA	2	3	39	41	85
BLAINE	1	23	93	78	195
DEWEY	1	2	34	28	65
GARFIELD	10	326	290	654	1,280
GRANT	2	0	37	41	80
KINGFISHER	3	4	218	105	330
MAJOR	2	22	57	43	124
WOODS	0	0	51	43	94
WOODWARD	4	27	365	124	520
	-----	-----	-----	-----	-----
DISTRICT TOTALS	25	407	1,184	1,157	2,773

CASELOAD INVENTORY FOR
GENERAL CIVIL DISPOSITIONS
JULY 1, 1988 - JUNE 30, 1989

	JURY TRIALS	NON-JURY TRIALS	DISMISSED WITHDRAWN/ SETTLED	UNCONTESTED	TOTAL DISPOSITIONS
DISTRICT 05					
COMANCHE	2	529	459	382	1,372
COTTON	0	5	70	26	101
JEFFERSON	0	27	32	16	75
STEPHENS	8	237	265	201	711
	-----	-----	-----	-----	-----
DISTRICT TOTALS	10	798	826	625	2,259
DISTRICT 06					
CADDO	7	38	157	170	372
GRADY	15	130	372	446	963
	-----	-----	-----	-----	-----
DISTRICT TOTALS	22	168	529	616	1,335
DISTRICT 07					
OKLAHOMA	33	5,350	6,568	6,256	18,207
	-----	-----	-----	-----	-----
DISTRICT TOTALS	33	5,350	6,568	6,256	18,207
DISTRICT 08					
KAY	8	141	371	285	805
NOBLE	3	15	61	54	133
	-----	-----	-----	-----	-----
DISTRICT TOTALS	11	156	432	339	938
DISTRICT 09					
LOGAN	7	11	121	204	343
PAYNE	9	2	505	502	1,018
	-----	-----	-----	-----	-----
DISTRICT TOTALS	16	13	626	706	1,361
DISTRICT 10					
OSAGE	8	263	233	84	588
	-----	-----	-----	-----	-----
DISTRICT TOTALS	8	263	233	84	588
DISTRICT 11					
NOWATA	4	26	51	83	164
WASHINGTON	5	9	220	479	713
	-----	-----	-----	-----	-----
DISTRICT TOTALS	9	35	271	562	877

CASELOAD INVENTORY FOR
GENERAL CIVIL DISPOSITIONS
JULY 1, 1988 - JUNE 30, 1989

	JURY TRIALS	NON-JURY TRIALS	DISMISSED WITHDRAWN/ SETTLED	UNCONTESTED	TOTAL DISPOSITIONS
DISTRICT 12					
CRAIG	2	107	49	28	186
MAYES	3	79	287	222	591
ROGERS	14	70	604	163	851
	-----	-----	-----	-----	-----
DISTRICT TOTALS	19	256	940	413	1,628
DISTRICT 13					
DELAWARE	4	54	123	114	295
OTTAWA	1	80	121	219	421
	-----	-----	-----	-----	-----
DISTRICT TOTALS	5	134	244	333	716
DISTRICT 14					
PAWNEE	3	13	169	172	357
TULSA	205	716	5,084	4,785	10,790
	-----	-----	-----	-----	-----
DISTRICT TOTALS	208	729	5,253	4,957	11,147
DISTRICT 15					
ADAIR	2	114	74	120	310
CHEROKEE	10	212	168	215	605
MUSKOGEE	16	61	1,230	642	1,949
SEQUOYAH	3	114	483	106	706
WAGONER	4	139	215	306	664
	-----	-----	-----	-----	-----
DISTRICT TOTALS	35	640	2,170	1,389	4,234
DISTRICT 16					
HASKELL	0	29	41	20	90
LATIMER	5	51	52	10	118
LE FLORE	11	3	177	297	488
	-----	-----	-----	-----	-----
DISTRICT TOTALS	16	83	270	327	696
DISTRICT 17					
CHOCTAW	3	40	227	173	443
MCCURTAIN	3	39	206	133	381
PUSHMATAHA	1	3	87	62	153
	-----	-----	-----	-----	-----
DISTRICT TOTALS	7	82	520	368	977

CASELOAD INVENTORY FOR
GENERAL CIVIL DISPOSITIONS
JULY 1, 1988 - JUNE 30, 1989

	JURY TRIALS	NON-JURY TRIALS	DISMISSED WITHDRAWN/ SETTLED	UNCONTESTED	TOTAL DISPOSITIONS
DISTRICT 18					
MCINTOSH	2	26	223	51	302
PITTSBURG	13	229	334	207	783
	-----	-----	-----	-----	-----
DISTRICT TOTALS	15	255	557	258	1,085
DISTRICT 19					
BRYAN	6	314	245	44	609
	-----	-----	-----	-----	-----
DISTRICT TOTALS	6	314	245	44	609
DISTRICT 20					
CARTER	10	3	329	257	599
JOHNSTON	4	1	128	6	139
LOVE	2	4	29	37	72
MARSHALL	10	14	64	35	123
MURRAY	5	0	186	18	209
	-----	-----	-----	-----	-----
DISTRICT TOTALS	31	22	736	353	1,142
DISTRICT 21					
CLEVELAND	21	1,098	992	1,152	3,263
GARVIN	13	65	188	133	399
MCCLAIN	8	37	214	201	460
	-----	-----	-----	-----	-----
DISTRICT TOTALS	42	1,200	1,394	1,486	4,122
DISTRICT 22					
HUGHES	0	30	45	31	106
PONTOTOC	5	52	264	66	387
SEMINOLE	9	51	288	425	773
	-----	-----	-----	-----	-----
DISTRICT TOTALS	14	133	597	522	1,266
DISTRICT 23					
LINCOLN	9	140	155	118	422
POTTAWATOMIE	25	62	593	161	841
	-----	-----	-----	-----	-----
DISTRICT TOTALS	34	202	748	279	1,263

CASELOAD INVENTORY FOR
GENERAL CIVIL DISPOSITIONS
JULY 1, 1988 - JUNE 30, 1989

	JURY TRIALS	NON-JURY TRIALS	DISMISSED WITHDRAWN/ SETTLED	UNCONTESTED	TOTAL DISPOSITIONS
DISTRICT 24					
CREEK	17	165	471	483	1,136
OKFUSKEE	1	47	371	6	425
OKMULGEE	8	339	294	27	668
	-----	-----	-----	-----	-----
DISTRICT TOTALS	26	551	1,136	516	2,229
 DISTRICT 25					
ATOKA	2	56	108	81	247
COAL	0	3	53	5	61
	-----	-----	-----	-----	-----
DISTRICT TOTALS	2	59	161	86	308
 DISTRICT 26					
CANADIAN	11	152	215	725	1,103
	-----	-----	-----	-----	-----
DISTRICT TOTALS	11	152	215	725	1,103
	-----	-----	-----	-----	-----
STATEWIDE TOTALS	622	12,535	26,835	23,131	63,123

CASELOAD INVENTORY FOR
DOMESTIC RELATIONS LITIGATION - TOTAL DOMESTIC RELATIONS
JULY 1, 1988 - JUNE 30, 1989

	CASES PENDING 7/01/88	CASES FILED	TOTAL CASELOAD	CASES DISPOSED	PERCENT OF CASELOAD TERMINATED	CASES PENDING 6/30/89
DISTRICT 01						
BEAVER	16	57	73	60	82.1	13
CIMARRON	31	37	68	29	42.6	39
HARPER	10	48	58	43	74.1	0
TEXAS	73	134	207	150	72.4	73
	-----	-----	-----	-----	-----	-----
DISTRICT TOTALS	130	276	406	282	69.4	125
DISTRICT 02						
BECKHAM	94	225	319	243	76.1	125
CUSTER	46	259	305	236	77.3	0
ELLIS	30	29	59	50	84.7	9
GREER	32	59	91	71	78.0	0
HARMON	13	26	39	28	71.7	0
ROGER MILLS	9	22	31	26	83.8	5
	-----	-----	-----	-----	-----	-----
DISTRICT TOTALS	224	620	844	654	77.4	139
DISTRICT 03						
JACKSON	348	456	804	475	59.0	0
KIOWA	92	135	227	127	55.9	0
TILLMAN	77	141	218	130	59.6	0
WASHITA	36	105	141	94	66.6	0
	-----	-----	-----	-----	-----	-----
DISTRICT TOTALS	553	837	1,390	826	59.4	0
DISTRICT 04						
ALFALFA	15	72	87	65	74.7	22
BLAINE	93	141	234	151	64.5	0
DEWEY	19	44	63	47	74.6	16
GARFIELD	246	518	764	513	67.1	251
GRANT	11	44	55	31	56.3	24
KINGFISHER	45	124	169	123	72.7	46
MAJOR	38	66	104	70	67.3	0
WOODS	41	73	114	86	75.4	42
WOODWARD	540	351	891	609	68.3	534
	-----	-----	-----	-----	-----	-----
DISTRICT TOTALS	1,048	1,433	2,481	1,595	68.3	935

CASELOAD INVENTORY FOR
DOMESTIC RELATIONS LITIGATION - TOTAL DOMESTIC RELATIONS
JULY 1, 1988 - JUNE 30, 1989

	CASES PENDING 7/01/88	CASES FILED	TOTAL CASELOAD	CASES DISPOSED	PERCENT OF CASELOAD TERMINATED	CASES PENDING 6/30/89
DISTRICT 05						
COMANCHE	5,944	1,748	7,692	1,345	17.4	6,347
COTTON	12	58	70	48	68.5	23
JEFFERSON	35	120	155	108	69.6	0
STEPHENS	477	435	912	736	80.7	0
	-----	-----	-----	-----	-----	-----
DISTRICT TOTALS	6,468	2,361	8,829	2,237	25.3	6,370
DISTRICT 06						
CADDO	113	409	522	410	78.5	112
GRADY	185	394	579	421	72.7	0
	-----	-----	-----	-----	-----	-----
DISTRICT TOTALS	298	803	1,101	831	75.4	112
DISTRICT 07						
OKLAHOMA	18,804	8,665	27,469	6,707	24.4	19,482
	-----	-----	-----	-----	-----	-----
DISTRICT TOTALS	18,804	8,665	27,469	6,707	24.4	19,482
DISTRICT 08						
KAY	175	396	571	429	75.1	0
NOBLE	28	76	104	60	57.6	0
	-----	-----	-----	-----	-----	-----
DISTRICT TOTALS	203	472	675	489	72.4	0
DISTRICT 09						
LOGAN	129	314	443	318	71.7	125
PAYNE	1,316	698	2,014	807	40.0	0
	-----	-----	-----	-----	-----	-----
DISTRICT TOTALS	1,445	1,012	2,457	1,125	45.7	125
DISTRICT 10						
OSAGE	343	347	690	303	43.9	0
	-----	-----	-----	-----	-----	-----
DISTRICT TOTALS	343	347	690	303	43.9	0
DISTRICT 11						
NOWATA	76	110	186	108	58.0	0
WASHINGTON	429	718	1,147	785	68.4	444
	-----	-----	-----	-----	-----	-----
DISTRICT TOTALS	505	828	1,333	893	66.9	444

CASELOAD INVENTORY FOR
DOMESTIC RELATIONS LITIGATION - TOTAL DOMESTIC RELATIONS
JULY 1, 1988 - JUNE 30, 1989

	CASES PENDING 7/01/88	CASES FILED	TOTAL CASELOAD	CASES DISPOSED	PERCENT OF CASELOAD TERMINATED	CASES PENDING 6/30/89
DISTRICT 12						
CRAIG	48	148	196	128	65.3	58
MAYES	137	345	482	334	69.2	0
ROGERS	303	829	1,132	915	80.8	0
	-----	-----	-----	-----	-----	-----
DISTRICT TOTALS	488	1,322	1,810	1,377	76.0	58
DISTRICT 13						
DELAWARE	489	392	881	278	31.5	0
OTTAWA	217	490	707	501	70.8	0
	-----	-----	-----	-----	-----	-----
DISTRICT TOTALS	706	882	1,588	779	49.0	0
DISTRICT 14						
PAWNEE	87	135	222	133	59.9	89
TULSA	13,139	8,587	21,726	7,127	32.8	0
	-----	-----	-----	-----	-----	-----
DISTRICT TOTALS	13,226	8,722	21,948	7,260	33.0	89
DISTRICT 15						
ADAIR	141	173	314	187	59.5	127
CHEROKEE	199	400	599	347	57.9	0
MUSKOGEE	320	906	1,226	846	69.0	0
SEQUOYAH	1,016	645	1,661	972	58.5	0
WAGONER	190	433	623	418	67.0	205
	-----	-----	-----	-----	-----	-----
DISTRICT TOTALS	1,866	2,557	4,423	2,770	62.6	332
DISTRICT 16						
HASKELL	109	105	214	98	45.7	116
LATIMER	169	147	316	232	73.4	85
LE FLORE	260	794	1,054	767	72.7	287
	-----	-----	-----	-----	-----	-----
DISTRICT TOTALS	538	1,046	1,584	1,097	69.2	488
DISTRICT 17						
CHOCTAW	208	190	398	289	72.6	218
MCCURTAIN	514	630	1,144	784	68.5	0
PUSHMATAHA	97	121	218	149	68.3	69
	-----	-----	-----	-----	-----	-----
DISTRICT TOTALS	819	941	1,760	1,222	69.4	287

CASELOAD INVENTORY FOR
DOMESTIC RELATIONS LITIGATION - TOTAL DOMESTIC RELATIONS
JULY 1, 1988 - JUNE 30, 1989

	CASES PENDING 7/01/88	CASES FILED	TOTAL CASELOAD	CASES DISPOSED	PERCENT OF CASELOAD TERMINATED	CASES PENDING 6/30/89
DISTRICT 18						
MCINTOSH	49	163	212	163	76.8	0
PITTSBURG	205	485	690	478	69.2	0
	-----	-----	-----	-----	-----	-----
DISTRICT TOTALS	254	648	902	641	71.0	0
DISTRICT 19						
BRYAN	190	394	584	385	65.9	191
	-----	-----	-----	-----	-----	-----
DISTRICT TOTALS	190	394	584	385	65.9	191
DISTRICT 20						
CARTER	94	563	657	477	72.6	0
JOHNSTON	25	96	121	86	71.0	0
LOVE	33	68	101	53	52.4	48
MARSHALL	23	107	130	96	73.8	34
MURRAY	58	107	165	106	64.2	62
	-----	-----	-----	-----	-----	-----
DISTRICT TOTALS	233	941	1,174	818	69.6	144
DISTRICT 21						
CLEVELAND	490	2,022	2,512	1,902	75.7	576
GARVIN	179	300	479	313	65.3	166
MCCLAIN	105	206	311	230	73.9	81
	-----	-----	-----	-----	-----	-----
DISTRICT TOTALS	774	2,528	3,302	2,445	74.0	823
DISTRICT 22						
HUGHES	83	220	303	206	67.9	90
PONTOTOC	365	467	832	606	72.8	0
SEMINOLE	61	204	265	182	68.6	67
	-----	-----	-----	-----	-----	-----
DISTRICT TOTALS	509	891	1,400	994	71.0	157
DISTRICT 23						
LINCOLN	91	292	383	296	77.2	0
POTTAWATOMIE	170	550	720	545	75.6	175
	-----	-----	-----	-----	-----	-----
DISTRICT TOTALS	261	842	1,103	841	76.2	175

CASELOAD INVENTORY FOR
DOMESTIC RELATIONS LITIGATION - TOTAL DOMESTIC RELATIONS
JULY 1, 1988 - JUNE 30, 1989

	CASES PENDING 7/01/88	CASES FILED	TOTAL CASELOAD	CASES DISPOSED	PERCENT OF CASELOAD TERMINATED	CASES PENDING 6/30/89
DISTRICT 24						
CREEK	475	708	1,183	639	54.0	497
OKFUSKEE	211	87	298	286	95.9	12
OKMULGEE	118	430	548	452	82.4	0
	-----	-----	-----	-----	-----	-----
DISTRICT TOTALS	804	1,225	2,029	1,377	67.8	509
DISTRICT 25						
ATOKA	75	140	215	166	77.2	49
COAL	36	109	145	115	79.3	0
	-----	-----	-----	-----	-----	-----
DISTRICT TOTALS	111	249	360	281	78.0	49
DISTRICT 26						
CANADIAN	458	799	1,257	699	55.6	511
	-----	-----	-----	-----	-----	-----
DISTRICT TOTALS	458	799	1,257	699	55.6	511
	-----	-----	-----	-----	-----	-----
STATEWIDE TOTALS	51,258	41,641	92,899	39,028	42.0	31,545

CASELOAD INVENTORY FOR
DOMESTIC RELATIONS DISPOSITIONS - TOTAL DOMESTIC RELATIONS
JULY 1, 1988 - JUNE 30, 1989

	JURY TRIALS	NON-JURY TRIALS	DISMISSED WITHDRAWN/ SETTLED	UNCONTESTED	TOTAL DISPOSITIONS
DISTRICT 01					
BEAVER	0	28	12	20	60
CIMARRON	0	12	3	14	29
HARPER	0	18	20	5	43
TEXAS	0	59	28	63	150
	-----	-----	-----	-----	-----
DISTRICT TOTALS	0	117	63	102	282
DISTRICT 02					
BECKHAM	1	55	145	42	243
CUSTER	0	102	24	110	236
ELLIS	0	12	23	15	50
GREER	0	0	26	45	71
HARMON	0	27	1	0	28
ROGER MILLS	0	14	2	10	26
	-----	-----	-----	-----	-----
DISTRICT TOTALS	1	210	221	222	654
DISTRICT 03					
JACKSON	1	366	53	55	475
KIOWA	0	68	8	51	127
TILLMAN	0	30	14	86	130
WASHITA	0	5	23	66	94
	-----	-----	-----	-----	-----
DISTRICT TOTALS	1	469	98	258	826
DISTRICT 04					
ALFALFA	0	4	14	47	65
BLAINE	0	32	50	69	151
DEWEY	0	4	4	39	47
GARFIELD	2	406	52	53	513
GRANT	0	0	5	26	31
KINGFISHER	0	1	48	74	123
MAJOR	0	9	14	47	70
WOODS	0	0	61	25	86
WOODWARD	0	11	262	336	609
	-----	-----	-----	-----	-----
DISTRICT TOTALS	2	467	510	716	1,695

CASELOAD INVENTORY FOR
DOMESTIC RELATIONS DISPOSITIONS - TOTAL DOMESTIC RELATIONS
JULY 1, 1988 - JUNE 30, 1989

	JURY TRIALS	NON-JURY TRIALS	DISMISSED WITHDRAWN/ SETTLED	UNCONTESTED	TOTAL DISPOSITIONS
DISTRICT 05					
COMANCHE	0	586	133	626	1,345
COTTON	0	13	8	27	48
JEFFERSON	0	18	23	67	108
STEPHENS	0	219	307	210	736
	-----	-----	-----	-----	-----
DISTRICT TOTALS	0	836	471	930	2,237
DISTRICT 06					
CADDO	0	28	113	269	410
GRADY	0	100	88	233	421
	-----	-----	-----	-----	-----
DISTRICT TOTALS	0	128	201	502	831
DISTRICT 07					
OKLAHOMA	0	6,189	498	20	6,707
	-----	-----	-----	-----	-----
DISTRICT TOTALS	0	6,189	498	20	6,707
DISTRICT 08					
KAY	0	89	73	267	429
NOBLE	0	9	7	44	60
	-----	-----	-----	-----	-----
DISTRICT TOTALS	0	98	80	311	489
DISTRICT 09					
LOGAN	0	43	67	208	318
PAYNE	0	152	363	292	807
	-----	-----	-----	-----	-----
DISTRICT TOTALS	0	195	430	500	1,125
DISTRICT 10					
OSAGE	0	0	132	171	303
	-----	-----	-----	-----	-----
DISTRICT TOTALS	0	0	132	171	303
DISTRICT 11					
NOWATA	0	31	11	66	108
WASHINGTON	0	75	284	426	785
	-----	-----	-----	-----	-----
DISTRICT TOTALS	0	106	295	492	893

CASELOAD INVENTORY FOR
DOMESTIC RELATIONS DISPOSITIONS - TOTAL DOMESTIC RELATIONS
JULY 1, 1988 - JUNE 30, 1989

	JURY TRIALS	NON-JURY TRIALS	DISMISSED WITHDRAWN/ SETTLED	UNCONTESTED	TOTAL DISPOSITIONS
DISTRICT 12					
CRAIG	0	37	12	79	128
MAYES	1	67	81	185	334
ROGERS	0	5	564	346	915
	-----	-----	-----	-----	-----
DISTRICT TOTALS	1	109	657	610	1,377
DISTRICT 13					
DELAWARE	1	74	34	169	278
OTTAWA	0	47	98	356	501
	-----	-----	-----	-----	-----
DISTRICT TOTALS	1	121	132	525	779
DISTRICT 14					
PAWNEE	0	64	31	38	133
TULSA	0	681	2,608	3,838	7,127
	-----	-----	-----	-----	-----
DISTRICT TOTALS	0	745	2,639	3,876	7,260
DISTRICT 15					
ADAIR	0	66	37	84	187
CHEROKEE	0	135	41	171	347
MUSKOGEE	0	106	228	512	846
SEQUOYAH	0	190	540	242	972
WAGONER	0	111	48	259	418
	-----	-----	-----	-----	-----
DISTRICT TOTALS	0	608	894	1,268	2,770
DISTRICT 16					
HASKELL	0	59	3	36	98
LATIMER	0	31	92	109	232
LE FLORE	0	83	208	476	767
	-----	-----	-----	-----	-----
DISTRICT TOTALS	0	173	303	621	1,097
DISTRICT 17					
CHOCTAW	0	64	141	84	289
MCCURTAIN	0	33	385	366	784
PUSHMATAHA	0	32	51	66	149
	-----	-----	-----	-----	-----
DISTRICT TOTALS	0	129	577	516	1,222

CASELOAD INVENTORY FOR
DOMESTIC RELATIONS DISPOSITIONS - TOTAL DOMESTIC RELATIONS
JULY 1, 1988 - JUNE 30, 1989

	JURY TRIALS	NON-JURY TRIALS	DISMISSED WITHDRAWN/ SETTLED	UNCONTESTED	TOTAL DISPOSITIONS
DISTRICT 18					
MCINTOSH	2	26	82	53	163
PITTSBURG	0	109	90	279	478
	-----	-----	-----	-----	-----
DISTRICT TOTALS	2	135	172	332	641
DISTRICT 19					
BRYAN	1	58	124	202	385
	-----	-----	-----	-----	-----
DISTRICT TOTALS	1	58	124	202	385
DISTRICT 20					
CARTER	0	259	100	118	477
JOHNSTON	0	9	44	33	86
LOVE	0	9	18	26	53
MARSHALL	0	12	19	65	96
MURRAY	1	0	102	3	106
	-----	-----	-----	-----	-----
DISTRICT TOTALS	1	289	283	245	818
DISTRICT 21					
CLEVELAND	0	399	390	1,113	1,902
GARVIN	0	101	85	127	313
MCCLAIN	0	33	71	126	230
	-----	-----	-----	-----	-----
DISTRICT TOTALS	0	533	546	1,366	2,445
DISTRICT 22					
HUGHES	0	47	33	126	206
PONTOTOC	0	34	447	125	606
SEMINOLE	0	29	29	124	182
	-----	-----	-----	-----	-----
DISTRICT TOTALS	0	110	509	375	994
DISTRICT 23					
LINCOLN	0	212	68	16	296
POTTAWATOMIE	0	139	90	316	545
	-----	-----	-----	-----	-----
DISTRICT TOTALS	0	351	158	332	841

CASELOAD INVENTORY FOR
DOMESTIC RELATIONS DISPOSITIONS - TOTAL DOMESTIC RELATIONS
JULY 1, 1988 - JUNE 30, 1989

	JURY TRIALS	NON-JURY TRIALS	DISMISSED WITHDRAWN/ SETTLED	UNCONTESTED	TOTAL DISPOSITIONS
DISTRICT 24					
CREEK	0	73	173	393	639
OKFUSKEE	0	28	106	152	286
OKMULGEE	1	316	97	38	452
	-----	-----	-----	-----	-----
DISTRICT TOTALS	1	417	376	583	1,377
 DISTRICT 25					
ATOKA	0	31	73	62	166
COAL	0	1	84	30	115
	-----	-----	-----	-----	-----
DISTRICT TOTALS	0	32	157	92	281
 DISTRICT 26					
CANADIAN	0	107	67	525	699
	-----	-----	-----	-----	-----
DISTRICT TOTALS	0	107	67	525	699
	-----	-----	-----	-----	-----
STATEWIDE TOTALS	11	12,732	10,593	15,692	39,028

CASELOAD INVENTORY FOR
DOMESTIC RELATIONS LITIGATION - DIVORCE
JULY 1, 1988 - JUNE 30, 1989

	CASES PENDING 7/01/88	CASES FILED	TOTAL CASELOAD	CASES DISPOSED	PERCENT OF CASELOAD TERMINATED	CASES PENDING 6/30/89
DISTRICT 01						
BEAVER	10	45	55	47	85.4	8
CIMARRON	5	22	27	22	81.4	5
HARPER	5	32	37	31	83.7	0
TEXAS	37	106	143	110	76.9	40
	-----	-----	-----	-----	-----	-----
DISTRICT TOTALS	57	205	262	210	80.1	53
DISTRICT 02						
BECKHAM	45	173	218	167	76.6	78
CUSTER	45	211	256	195	76.1	0
ELLIS	12	16	28	24	85.7	4
GREER	32	59	91	71	78.0	0
HARMON	9	23	32	27	84.3	0
ROGER MILLS	8	15	23	19	82.6	4
	-----	-----	-----	-----	-----	-----
DISTRICT TOTALS	151	497	648	503	77.6	86
DISTRICT 03						
JACKSON	174	289	463	314	67.8	0
KIOWA	41	75	116	76	65.5	0
TILLMAN	33	66	99	63	63.6	0
WASHITA	23	71	94	63	67.0	0
	-----	-----	-----	-----	-----	-----
DISTRICT TOTALS	271	501	772	516	66.8	0
DISTRICT 04						
ALFALFA	13	59	72	52	72.2	20
BLAINE	56	115	171	129	75.4	0
DEWEY	12	26	38	29	76.3	9
GARFIELD	155	431	586	429	73.2	157
GRANT	11	43	54	31	57.4	23
KINGFISHER	26	113	139	104	74.8	35
MAJOR	20	50	70	51	72.8	0
WOODS	24	45	69	50	72.4	27
WOODWARD	151	192	343	200	58.3	129
	-----	-----	-----	-----	-----	-----
DISTRICT TOTALS	468	1,074	1,542	1,075	69.7	400

CASELOAD INVENTORY FOR
DOMESTIC RELATIONS LITIGATION - DIVORCE
JULY 1, 1988 - JUNE 30, 1989

	CASES PENDING 7/01/88	CASES FILED	TOTAL CASELOAD	CASES DISPOSED	PERCENT OF CASELOAD TERMINATED	CASES PENDING 6/30/89
DISTRICT 05						
COMANCHE	3,713	1,493	5,206	1,219	23.4	3,987
COTTON	10	49	59	41	69.4	21
JEFFERSON	26	71	97	66	68.0	0
STEPHENS	236	348	584	466	79.7	0
	-----	-----	-----	-----	-----	-----
DISTRICT TOTALS	3,985	1,961	5,946	1,792	30.1	4,008
DISTRICT 06						
CADDO	54	206	260	222	85.3	38
GRADY	150	338	488	360	73.7	0
	-----	-----	-----	-----	-----	-----
DISTRICT TOTALS	204	544	748	582	77.8	38
DISTRICT 07						
OKLAHOMA	9,807	6,366	16,173	5,074	31.3	10,266
	-----	-----	-----	-----	-----	-----
DISTRICT TOTALS	9,807	6,366	16,173	5,074	31.3	10,266
DISTRICT 08						
KAY	155	384	539	403	74.7	0
NOBLE	12	64	76	50	65.7	0
	-----	-----	-----	-----	-----	-----
DISTRICT TOTALS	167	448	615	453	73.6	0
DISTRICT 09						
LOGAN	79	208	287	231	80.4	56
PAYNE	948	417	1,365	401	29.3	0
	-----	-----	-----	-----	-----	-----
DISTRICT TOTALS	1,027	625	1,652	632	38.2	56
DISTRICT 10						
OSAGE	206	261	467	245	52.4	0
	-----	-----	-----	-----	-----	-----
DISTRICT TOTALS	206	261	467	245	52.4	0
DISTRICT 11						
NOWATA	55	87	142	87	61.2	0
WASHINGTON	274	405	679	469	69.0	271
	-----	-----	-----	-----	-----	-----
DISTRICT TOTALS	329	492	821	556	67.7	271

CASELOAD INVENTORY FOR
DOMESTIC RELATIONS LITIGATION - DIVORCE
JULY 1, 1988 - JUNE 30, 1989

	CASES PENDING 7/01/88	CASES FILED	TOTAL CASELOAD	CASES DISPOSED	PERCENT OF CASELOAD TERMINATED	CASES PENDING 6/30/89
DISTRICT 12						
CRAIG	34	129	163	118	72.3	46
MAYES	100	286	386	263	68.1	0
ROGERS	232	528	760	614	80.7	0
	-----	-----	-----	-----	-----	-----
DISTRICT TOTALS	366	943	1,309	995	76.0	46
DISTRICT 13						
DELAWARE	231	213	444	184	41.4	0
OTTAWA	123	296	419	308	73.5	0
	-----	-----	-----	-----	-----	-----
DISTRICT TOTALS	354	509	863	492	57.0	0
DISTRICT 14						
PAWNEE	87	135	222	133	59.9	89
TULSA	8,977	4,524	13,501	4,602	34.0	0
	-----	-----	-----	-----	-----	-----
DISTRICT TOTALS	9,064	4,659	13,723	4,735	34.5	89
DISTRICT 15						
ADAIR	141	173	314	187	59.5	127
CHEROKEE	136	336	472	299	63.3	0
MUSKOGEE	192	680	872	637	73.0	0
SEQUOYAH	500	368	868	537	61.8	0
WAGONER	179	413	592	397	67.0	195
	-----	-----	-----	-----	-----	-----
DISTRICT TOTALS	1,148	1,970	3,118	2,057	65.9	322
DISTRICT 16						
HASKELL	109	105	214	98	45.7	116
LATIMER	79	108	187	103	55.0	73
LE FLORE	102	496	598	504	84.2	94
	-----	-----	-----	-----	-----	-----
DISTRICT TOTALS	290	709	999	705	70.5	283
DISTRICT 17						
CHOCTAW	92	152	244	201	82.3	107
MCCURTAIN	197	356	553	369	66.7	0
PUSHMATAHA	58	101	159	135	84.9	24
	-----	-----	-----	-----	-----	-----
DISTRICT TOTALS	347	609	956	705	73.7	131

CASELOAD INVENTORY FOR
DOMESTIC RELATIONS LITIGATION - DIVORCE
JULY 1, 1988 - JUNE 30, 1989

	CASES PENDING 7/01/88	CASES FILED	TOTAL CASELOAD	CASES DISPOSED	PERCENT OF CASELOAD TERMINATED	CASES PENDING 6/30/89
DISTRICT 18						
MCINTOSH	38	137	175	140	80.0	0
PITTSBURG	129	424	553	434	78.4	0
	-----	-----	-----	-----	-----	-----
DISTRICT TOTALS	167	561	728	574	78.8	0
DISTRICT 19						
BRYAN	85	295	380	287	75.5	80
	-----	-----	-----	-----	-----	-----
DISTRICT TOTALS	85	295	380	287	75.5	80
DISTRICT 20						
CARTER	38	413	451	352	78.0	0
JOHNSTON	18	92	110	79	71.8	0
LOVE	25	64	89	51	57.3	38
MARSHALL	10	99	109	95	87.1	14
MURRAY	58	107	165	106	64.2	62
	-----	-----	-----	-----	-----	-----
DISTRICT TOTALS	149	775	924	683	73.9	114
DISTRICT 21						
CLEVELAND	357	1,436	1,793	1,388	77.4	369
GARVIN	136	247	383	293	76.5	90
MCCLAIN	91	192	283	214	75.6	69
	-----	-----	-----	-----	-----	-----
DISTRICT TOTALS	584	1,875	2,459	1,895	77.0	528
DISTRICT 22						
HUGHES	55	120	175	105	60.0	67
PONTOTOC	160	332	492	321	65.2	0
SEMINOLE	61	204	265	182	68.6	67
	-----	-----	-----	-----	-----	-----
DISTRICT TOTALS	276	656	932	608	65.2	134
DISTRICT 23						
LINCOLN	66	261	327	264	80.7	0
POTTAWATOMIE	76	495	571	501	87.7	70
	-----	-----	-----	-----	-----	-----
DISTRICT TOTALS	142	756	898	765	85.1	70

CASELOAD INVENTORY FOR
DOMESTIC RELATIONS LITIGATION - DIVORCE
JULY 1, 1988 - JUNE 30, 1989

	CASES PENDING 7/01/88	CASES FILED	TOTAL CASELOAD	CASES DISPOSED	PERCENT OF CASELOAD TERMINATED	CASES PENDING 6/30/89
DISTRICT 24						
CREEK	311	508	819	483	58.9	328
OKFUSKEE	56	74	130	121	93.0	9
OKMULGEE	118	415	533	438	82.1	0
	-----	-----	-----	-----	-----	-----
DISTRICT TOTALS	485	997	1,482	1,042	70.3	337
 DISTRICT 25						
ATOKA	63	128	191	156	81.6	35
COAL	17	61	78	64	82.0	0
	-----	-----	-----	-----	-----	-----
DISTRICT TOTALS	80	189	269	220	81.7	35
 DISTRICT 26						
CANADIAN	306	563	869	503	57.8	337
	-----	-----	-----	-----	-----	-----
DISTRICT TOTALS	306	563	869	503	57.8	337
	-----	-----	-----	-----	-----	-----
STATEWIDE TOTALS	30,515	29,040	59,555	27,904	46.8	17,684

CASELOAD INVENTORY FOR
DOMESTIC RELATIONS DISPOSITIONS - DIVORCE
JULY 1, 1988 - JUNE 30, 1989

	JURY TRIALS	NON-JURY TRIALS	DISMISSED WITHDRAWN/ SETTLED	UNCONTESTED	TOTAL DISPOSITIONS
DISTRICT 01					
BEAVER	0	18	9	20	47
CIMARRON	0	8	1	13	22
HARPER	0	17	14	0	31
TEXAS	0	57	13	40	110
	-----	-----	-----	-----	-----
DISTRICT TOTALS	0	100	37	73	210
DISTRICT 02					
BECKHAM	1	55	74	37	167
CUSTER	0	67	24	104	195
ELLIS	0	6	8	10	24
GREER	0	0	26	45	71
HARMON	0	26	1	0	27
ROGER MILLS	0	13	1	5	19
	-----	-----	-----	-----	-----
DISTRICT TOTALS	1	167	134	201	503
DISTRICT 03					
JACKSON	1	252	35	26	314
KIOWA	0	55	5	16	76
TILLMAN	0	10	8	45	63
WASHITA	0	4	15	44	63
	-----	-----	-----	-----	-----
DISTRICT TOTALS	1	321	63	131	516
DISTRICT 04					
ALFALFA	0	2	11	39	52
BLAINE	0	32	50	47	129
DEWEY	0	4	3	22	29
GARFIELD	0	387	40	2	429
GRANT	0	0	5	26	31
KINGFISHER	0	1	40	63	104
MAJOR	0	7	7	37	51
WOODS	0	0	31	19	50
WOODWARD	0	8	75	117	200
	-----	-----	-----	-----	-----
DISTRICT TOTALS	0	441	262	372	1,075

CASELOAD INVENTORY FOR
DOMESTIC RELATIONS DISPOSITIONS - DIVORCE
JULY 1, 1988 - JUNE 30, 1989

	JURY TRIALS	NON-JURY TRIALS	DISMISSED WITHDRAWN/ SETTLED	UNCONTESTED	TOTAL DISPOSITIONS
DISTRICT 05					
COMANCHE	0	552	100	567	1,219
COTTON	0	13	6	22	41
JEFFERSON	0	15	7	44	66
STEPHENS	0	87	170	209	466
	-----	-----	-----	-----	-----
DISTRICT TOTALS	0	667	283	842	1,792
DISTRICT 06					
CADDO	0	25	52	145	222
GRADY	0	85	75	200	360
	-----	-----	-----	-----	-----
DISTRICT TOTALS	0	110	127	345	582
DISTRICT 07					
OKLAHOMA	0	4,784	273	17	5,074
	-----	-----	-----	-----	-----
DISTRICT TOTALS	0	4,784	273	17	5,074
DISTRICT 08					
KAY	0	67	71	265	403
NOBLE	0	9	5	36	50
	-----	-----	-----	-----	-----
DISTRICT TOTALS	0	76	76	301	453
DISTRICT 09					
LOGAN	0	43	40	148	231
PAYNE	0	133	58	210	401
	-----	-----	-----	-----	-----
DISTRICT TOTALS	0	176	98	358	632
DISTRICT 10					
OSAGE	0	0	97	148	245
	-----	-----	-----	-----	-----
DISTRICT TOTALS	0	0	97	148	245
DISTRICT 11					
NOWATA	0	16	9	62	87
WASHINGTON	0	64	162	243	469
	-----	-----	-----	-----	-----
DISTRICT TOTALS	0	80	171	305	556

CASELOAD INVENTORY FOR
DOMESTIC RELATIONS DISPOSITIONS - DIVORCE
JULY 1, 1988 - JUNE 30, 1989

	JURY TRIALS	NON-JURY TRIALS	DISMISSED WITHDRAWN/ SETTLED	UNCONTESTED	TOTAL DISPOSITIONS
DISTRICT 12					
CRAIG	0	34	9	75	118
MAYES	0	53	53	157	263
ROGERS	0	5	265	344	614
	-----	-----	-----	-----	-----
DISTRICT TOTALS	0	92	327	576	995
DISTRICT 13					
DELAWARE	1	52	9	122	184
OTTAWA	0	36	59	213	308
	-----	-----	-----	-----	-----
DISTRICT TOTALS	1	88	68	335	492
DISTRICT 14					
PAWNEE	0	64	31	38	133
TULSA	0	298	1,531	2,773	4,602
	-----	-----	-----	-----	-----
DISTRICT TOTALS	0	362	1,562	2,811	4,735
DISTRICT 15					
ADAIR	0	66	37	84	187
CHEROKEE	0	128	40	131	299
MUSKOGEE	0	91	120	426	637
SEQUOYAH	0	65	282	190	537
WAGONER	0	106	48	243	397
	-----	-----	-----	-----	-----
DISTRICT TOTALS	0	456	527	1,074	2,057
DISTRICT 16					
HASKELL	0	59	3	36	98
LATIMER	0	31	69	3	103
LE FLORE	0	0	96	408	504
	-----	-----	-----	-----	-----
DISTRICT TOTALS	0	90	168	447	705
DISTRICT 17					
CHOCTAW	0	42	90	69	201
MCCURTAIN	0	19	107	243	369
PUSHMATAHA	0	32	42	61	135
	-----	-----	-----	-----	-----
DISTRICT TOTALS	0	93	239	373	705

CASELOAD INVENTORY FOR
DOMESTIC RELATIONS DISPOSITIONS - DIVORCE
JULY 1, 1988 - JUNE 30, 1989

	JURY TRIALS	NON-JURY TRIALS	DISMISSED WITHDRAWN/ SETTLED	UNCONTESTED	TOTAL DISPOSITIONS
DISTRICT 18					
MCINTOSH	2	25	64	49	140
PITTSBURG	0	108	88	238	434
	-----	-----	-----	-----	-----
DISTRICT TOTALS	2	133	152	287	574
DISTRICT 19					
BRYAN	0	58	27	202	287
	-----	-----	-----	-----	-----
DISTRICT TOTALS	0	58	27	202	287
DISTRICT 20					
CARTER	0	203	47	102	352
JOHNSTON	0	8	39	32	79
LOVE	0	9	17	25	51
MARSHALL	0	12	18	65	95
MURRAY	1	0	102	3	106
	-----	-----	-----	-----	-----
DISTRICT TOTALS	1	232	223	227	683
DISTRICT 21					
CLEVELAND	0	235	190	963	1,388
GARVIN	0	88	80	125	293
MCCLAIN	0	31	68	115	214
	-----	-----	-----	-----	-----
DISTRICT TOTALS	0	354	338	1,203	1,895
DISTRICT 22					
HUGHES	0	0	8	97	105
PONTOTOC	0	7	212	102	321
SEMINOLE	0	29	29	124	182
	-----	-----	-----	-----	-----
DISTRICT TOTALS	0	36	249	323	608
DISTRICT 23					
LINCOLN	0	187	61	16	264
POTTAWATOMIE	0	129	86	286	501
	-----	-----	-----	-----	-----
DISTRICT TOTALS	0	316	147	302	765

CASELOAD INVENTORY FOR
DOMESTIC RELATIONS DISPOSITIONS - DIVORCE
JULY 1, 1988 - JUNE 30, 1989

	JURY TRIALS	NON-JURY TRIALS	DISMISSED WITHDRAWN/ SETTLED	UNCONTESTED	TOTAL DISPOSITIONS
DISTRICT 24					
CREEK	0	68	155	260	483
OKFUSKEE	0	26	86	9	121
OKMULGEE	0	306	95	37	438
	-----	-----	-----	-----	-----
DISTRICT TOTALS	0	400	336	306	1,042
DISTRICT 25					
ATOKA	0	31	70	55	156
COAL	0	1	33	30	64
	-----	-----	-----	-----	-----
DISTRICT TOTALS	0	32	103	85	220
DISTRICT 26					
CANADIAN	0	77	26	400	503
	-----	-----	-----	-----	-----
DISTRICT TOTALS	0	77	26	400	503
	-----	-----	-----	-----	-----
STATEWIDE TOTALS	6	9,741	6,113	12,044	27,904

CASELOAD INVENTORY FOR
DOMESTIC RELATIONS LITIGATION - RECIPROCAL SUPPORT - INCOMING
JULY 1, 1988 - JUNE 30, 1989

	CASES PENDING 7/01/88	CASES FILED	TOTAL CASELOAD	CASES DISPOSED	PERCENT OF CASELOAD TERMINATED	CASES PENDING 6/30/89
DISTRICT 01						
BEAVER	2	2	4	2	50.0	2
CIMARRON	0	0	0	0	0.0	0
HARPER	0	1	1	0	0.0	0
TEXAS	5	5	10	3	30.0	5
	-----	-----	-----	-----	-----	-----
DISTRICT TOTALS	7	8	15	5	33.3	7
DISTRICT 02						
BECKHAM	19	36	55	30	54.5	20
CUSTER	1	33	34	28	82.3	0
ELLIS	11	2	13	11	84.6	2
GREER	0	0	0	0	0.0	0
HARMON	4	3	7	1	14.2	0
ROGER MILLS	1	7	8	7	87.5	1
	-----	-----	-----	-----	-----	-----
DISTRICT TOTALS	36	81	117	77	65.8	23
DISTRICT 03						
JACKSON	39	91	130	76	58.4	0
KIOWA	11	6	17	7	41.1	0
TILLMAN	16	13	29	12	41.3	0
WASHITA	6	21	27	18	66.6	0
	-----	-----	-----	-----	-----	-----
DISTRICT TOTALS	72	131	203	113	55.6	0
DISTRICT 04						
ALFALFA	0	1	1	1	100.0	0
BLAINE	18	20	38	16	42.1	0
DEWEY	1	7	8	5	62.5	3
GARFIELD	15	24	39	22	56.4	17
GRANT	0	0	0	0	0.0	0
KINGFISHER	3	0	3	2	66.6	1
MAJOR	4	7	11	8	72.7	0
WOODS	1	1	2	0	0.0	1
WOODWARD	51	5	56	41	73.2	51
	-----	-----	-----	-----	-----	-----
DISTRICT TOTALS	93	65	158	95	60.1	73

CASELOAD INVENTORY FOR
DOMESTIC RELATIONS LITIGATION - RECIPROCAL SUPPORT - INCOMING
JULY 1, 1988 - JUNE 30, 1989

	CASES PENDING 7/01/88	CASES FILED	TOTAL CASELOAD	CASES DISPOSED	PERCENT OF CASELOAD TERMINATED	CASES PENDING 6/30/89
DISTRICT 05						
COMANCHE	570	59	629	14	2.2	615
COTTON	1	3	4	0	0.0	2
JEFFERSON	7	0	7	2	28.5	0
STEPHENS	57	6	63	50	79.3	0
	-----	-----	-----	-----	-----	-----
DISTRICT TOTALS	635	68	703	66	9.3	617
 DISTRICT 06						
CADDO	8	4	12	1	8.3	11
GRADY	11	4	15	12	80.0	0
	-----	-----	-----	-----	-----	-----
DISTRICT TOTALS	19	8	27	13	48.1	11
 DISTRICT 07						
OKLAHOMA	2,005	29	2,034	10	0.4	2,007
	-----	-----	-----	-----	-----	-----
DISTRICT TOTALS	2,005	29	2,034	10	0.4	2,007
 DISTRICT 08						
KAY	3	10	13	10	76.9	0
NOBLE	5	3	8	3	37.5	0
	-----	-----	-----	-----	-----	-----
DISTRICT TOTALS	8	13	21	13	61.9	0
 DISTRICT 09						
LOGAN	8	6	14	5	35.7	9
PAYNE	122	13	135	109	80.7	0
	-----	-----	-----	-----	-----	-----
DISTRICT TOTALS	130	19	149	114	76.5	9
 DISTRICT 10						
OSAGE	16	26	42	8	19.0	0
	-----	-----	-----	-----	-----	-----
DISTRICT TOTALS	16	26	42	8	19.0	0
 DISTRICT 11						
NOWATA	10	18	28	10	35.7	0
WASHINGTON	23	27	50	20	40.0	33
	-----	-----	-----	-----	-----	-----
DISTRICT TOTALS	33	45	78	30	38.4	33

CASELOAD INVENTORY FOR
DOMESTIC RELATIONS LITIGATION - RECIPROCAL SUPPORT - INCOMING
JULY 1, 1988 - JUNE 30, 1989

	CASES PENDING 7/01/88	CASES FILED	TOTAL CASELOAD	CASES DISPOSED	PERCENT OF CASELOAD TERMINATED	CASES PENDING 6/30/89
DISTRICT 12						
CRAIG	5	8	13	3	23.0	3
MAYES	14	31	45	32	71.1	0
ROGERS	7	32	39	20	51.2	0
	-----	-----	-----	-----	-----	-----
DISTRICT TOTALS	26	71	97	55	56.7	3
DISTRICT 13						
DELAWARE	67	79	146	53	36.3	0
OTTAWA	77	94	171	89	52.0	0
	-----	-----	-----	-----	-----	-----
DISTRICT TOTALS	144	173	317	142	44.7	0
DISTRICT 14						
PAWNEE	0	0	0	0	0.0	0
TULSA	1,267	194	1,461	158	10.8	0
	-----	-----	-----	-----	-----	-----
DISTRICT TOTALS	1,267	194	1,461	158	10.8	0
DISTRICT 15						
ADAIR	0	0	0	0	0.0	0
CHEROKEE	49	27	76	19	25.0	0
MUSKOGEE	119	174	293	159	54.2	0
SEQUOYAH	136	0	136	105	77.2	0
WAGONER	0	0	0	0	0.0	0
	-----	-----	-----	-----	-----	-----
DISTRICT TOTALS	304	201	505	283	56.0	0
DISTRICT 16						
HASKELL	0	0	0	0	0.0	0
LATIMER	52	29	81	81	100.0	12
LE FLORE	25	12	37	11	29.7	26
	-----	-----	-----	-----	-----	-----
DISTRICT TOTALS	77	41	118	92	77.9	38
DISTRICT 17						
CHOCTAW	22	8	30	18	60.0	24
MCCURTAIN	67	4	71	44	61.9	0
PUSHMATAHA	28	19	47	13	27.6	34
	-----	-----	-----	-----	-----	-----
DISTRICT TOTALS	117	31	148	75	50.6	58

CASELOAD INVENTORY FOR
DOMESTIC RELATIONS LITIGATION - RECIPROCAL SUPPORT - INCOMING
JULY 1, 1988 - JUNE 30, 1989

	CASES PENDING 7/01/88	CASES FILED	TOTAL CASELOAD	CASES DISPOSED	PERCENT OF CASELOAD TERMINATED	CASES PENDING 6/30/89
DISTRICT 18						
MCINTOSH	7	5	12	7	58.3	0
PITTSBURG	12	11	23	0	0.0	0
	-----	-----	-----	-----	-----	-----
DISTRICT TOTALS	19	16	35	7	20.0	0
DISTRICT 19						
BRYAN	21	15	36	12	33.3	25
	-----	-----	-----	-----	-----	-----
DISTRICT TOTALS	21	15	36	12	33.3	25
DISTRICT 20						
CARTER	5	26	31	16	51.6	0
JOHNSTON	0	0	0	0	0.0	0
LOVE	6	2	8	1	12.5	7
MARSHALL	7	8	15	1	6.6	14
MURRAY	0	0	0	0	0.0	0
	-----	-----	-----	-----	-----	-----
DISTRICT TOTALS	18	36	54	18	33.3	21
DISTRICT 21						
CLEVELAND	5	32	37	21	56.7	11
GARVIN	14	8	22	2	9.0	20
MCCLAIN	5	3	8	5	62.5	3
	-----	-----	-----	-----	-----	-----
DISTRICT TOTALS	24	43	67	28	41.7	34
DISTRICT 22						
HUGHES	26	29	55	36	65.4	13
PONTOTOC	75	57	132	132	100.0	0
SEMINOLE	0	0	0	0	0.0	0
	-----	-----	-----	-----	-----	-----
DISTRICT TOTALS	101	86	187	168	89.8	13
DISTRICT 23						
LINCOLN	13	0	13	2	15.3	0
POTTAWATOMIE	20	16	36	8	22.2	28
	-----	-----	-----	-----	-----	-----
DISTRICT TOTALS	33	16	49	10	20.4	28

CASELOAD INVENTORY FOR
DOMESTIC RELATIONS LITIGATION - RECIPROCAL SUPPORT - INCOMING
JULY 1, 1988 - JUNE 30, 1989

	CASES PENDING 7/01/88	CASES FILED	TOTAL CASELOAD	CASES DISPOSED	PERCENT OF CASELOAD TERMINATED	CASES PENDING 6/30/89
DISTRICT 24						
CREEK	45	7	52	7	13.4	45
OKFUSKEE	142	1	143	143	100.0	0
OKMULGEE	0	2	2	2	100.0	0
	-----	-----	-----	-----	-----	-----
DISTRICT TOTALS	187	10	197	152	77.1	45
 DISTRICT 25						
ATOKA	4	2	6	4	66.6	2
COAL	12	13	25	15	60.0	0
	-----	-----	-----	-----	-----	-----
DISTRICT TOTALS	16	15	31	19	61.2	2
 DISTRICT 26						
CANADIAN	32	4	36	4	11.1	32
	-----	-----	-----	-----	-----	-----
DISTRICT TOTALS	32	4	36	4	11.1	32
	-----	-----	-----	-----	-----	-----
STATEWIDE TOTALS	5,440	1,445	6,885	1,767	25.6	3,079

CASELOAD INVENTORY FOR
DOMESTIC RELATIONS DISPOSITIONS - RECIPROCAL SUPPORT - INCOMING
JULY 1, 1988 - JUNE 30, 1989

	JURY TRIALS	NON-JURY TRIALS	DISMISSED WITHDRAWN/ SETTLED	UNCONTESTED	TOTAL DISPOSITIONS
DISTRICT 01					
BEAVER	0	1	1	0	2
CIMARRON	0	0	0	0	0
HARPER	0	0	0	0	0
TEXAS	0	1	2	0	3
	-----	-----	-----	-----	-----
DISTRICT TOTALS	0	2	3	0	5
DISTRICT 02					
BECKHAM	0	0	30	0	30
CUSTER	0	26	0	2	28
ELLIS	0	0	8	3	11
GREER	0	0	0	0	0
HARMON	0	1	0	0	1
ROGER MILLS	0	1	1	5	7
	-----	-----	-----	-----	-----
DISTRICT TOTALS	0	28	39	10	77
DISTRICT 03					
JACKSON	0	51	14	11	76
KIOWA	0	0	0	7	7
TILLMAN	0	1	2	9	12
WASHITA	0	1	5	12	18
	-----	-----	-----	-----	-----
DISTRICT TOTALS	0	53	21	39	113
DISTRICT 04					
ALFALFA	0	0	0	1	1
BLAINE	0	0	0	16	16
DEWEY	0	0	0	5	5
GARFIELD	2	10	9	1	22
GRANT	0	0	0	0	0
KINGFISHER	0	0	2	0	2
MAJOR	0	0	4	4	8
WOODS	0	0	0	0	0
WOODWARD	0	0	2	39	41
	-----	-----	-----	-----	-----
DISTRICT TOTALS	2	10	17	66	95

CASELOAD INVENTORY FOR
DOMESTIC RELATIONS DISPOSITIONS - RECIPROCAL SUPPORT - INCOMING
JULY 1, 1988 - JUNE 30, 1989

	JURY TRIALS	NON-JURY TRIALS	DISMISSED WITHDRAWN/ SETTLED	UNCONTESTED	TOTAL DISPOSITIONS
DISTRICT 05					
COMANCHE	0	10	0	4	14
COTTON	0	0	0	0	0
JEFFERSON	0	0	1	1	2
STEPHENS	0	4	46	0	50
	-----	-----	-----	-----	-----
DISTRICT TOTALS	0	14	47	5	66
DISTRICT 06					
CADDO	0	0	1	0	1
GRADY	0	3	9	0	12
	-----	-----	-----	-----	-----
DISTRICT TOTALS	0	3	10	0	13
DISTRICT 07					
OKLAHOMA	0	9	0	1	10
	-----	-----	-----	-----	-----
DISTRICT TOTALS	0	9	0	1	10
DISTRICT 08					
KAY	0	10	0	0	10
NOBLE	0	0	2	1	3
	-----	-----	-----	-----	-----
DISTRICT TOTALS	0	10	2	1	13
DISTRICT 09					
LOGAN	0	0	3	2	5
PAYNE	0	1	107	1	109
	-----	-----	-----	-----	-----
DISTRICT TOTALS	0	1	110	3	114
DISTRICT 10					
OSAGE	0	0	8	0	8
	-----	-----	-----	-----	-----
DISTRICT TOTALS	0	0	8	0	8
DISTRICT 11					
NOWATA	0	9	1	0	10
WASHINGTON	0	2	7	11	20
	-----	-----	-----	-----	-----
DISTRICT TOTALS	0	11	8	11	30

CASELOAD INVENTORY FOR
DOMESTIC RELATIONS DISPOSITIONS - RECIPROCAL SUPPORT - INCOMING
JULY 1, 1988 - JUNE 30, 1989

	JURY TRIALS	NON-JURY TRIALS	DISMISSED WITHDRAWN/ SETTLED	UNCONTESTED	TOTAL DISPOSITIONS
DISTRICT 12					
CRAIG	0	0	2	1	3
MAYES	0	13	17	2	32
ROGERS	0	0	20	0	20
	-----	-----	-----	-----	-----
DISTRICT TOTALS	0	13	39	3	55
DISTRICT 13					
DELAWARE	0	9	20	24	53
OTTAWA	0	8	29	52	89
	-----	-----	-----	-----	-----
DISTRICT TOTALS	0	17	49	76	142
DISTRICT 14					
PAWNEE	0	0	0	0	0
TULSA	0	0	112	46	158
	-----	-----	-----	-----	-----
DISTRICT TOTALS	0	0	112	46	158
DISTRICT 15					
ADAIR	0	0	0	0	0
CHEROKEE	0	0	0	19	19
MUSKOGEE	0	15	105	39	159
SEQUOYAH	0	0	105	0	105
WAGONER	0	0	0	0	0
	-----	-----	-----	-----	-----
DISTRICT TOTALS	0	15	210	58	283
DISTRICT 16					
HASKELL	0	0	0	0	0
LATIMER	0	0	2	79	81
LE FLORE	0	0	3	8	11
	-----	-----	-----	-----	-----
DISTRICT TOTALS	0	0	5	87	92
DISTRICT 17					
CHOCTAW	0	0	15	3	18
MCCURTAIN	0	0	43	1	44
PUSHMATAHA	0	0	8	5	13
	-----	-----	-----	-----	-----
DISTRICT TOTALS	0	0	66	9	75

CASELOAD INVENTORY FOR
DOMESTIC RELATIONS DISPOSITIONS - RECIPROCAL SUPPORT - INCOMING
JULY 1, 1988 - JUNE 30, 1989

	JURY TRIALS	NON-JURY TRIALS	DISMISSED WITHDRAWN/ SETTLED	UNCONTESTED	TOTAL DISPOSITIONS
DISTRICT 18					
MCINTOSH	0	0	6	1	7
PITTSBURG	0	0	0	0	0
	-----	-----	-----	-----	-----
DISTRICT TOTALS	0	0	6	1	7
DISTRICT 19					
BRYAN	0	0	12	0	12
	-----	-----	-----	-----	-----
DISTRICT TOTALS	0	0	12	0	12
DISTRICT 20					
CARTER	0	5	9	2	16
JOHNSTON	0	0	0	0	0
LOVE	0	0	0	1	1
MARSHALL	0	0	1	0	1
MURRAY	0	0	0	0	0
	-----	-----	-----	-----	-----
DISTRICT TOTALS	0	5	10	3	18
DISTRICT 21					
CLEVELAND	0	1	3	17	21
GARVIN	0	0	2	0	2
MCCLAIN	0	2	3	0	5
	-----	-----	-----	-----	-----
DISTRICT TOTALS	0	3	8	17	28
DISTRICT 22					
HUGHES	0	4	12	20	36
PONTOTOC	0	0	109	23	132
SEMINOLE	0	0	0	0	0
	-----	-----	-----	-----	-----
DISTRICT TOTALS	0	4	121	43	168
DISTRICT 23					
LINCOLN	0	0	2	0	2
POTTAWATOMIE	0	1	3	4	8
	-----	-----	-----	-----	-----
DISTRICT TOTALS	0	1	5	4	10

CASELOAD INVENTORY FOR
DOMESTIC RELATIONS DISPOSITIONS - RECIPROCAL SUPPORT - INCOMING
JULY 1, 1988 - JUNE 30, 1989

	JURY TRIALS	NON-JURY TRIALS	DISMISSED WITHDRAWN/ SETTLED	UNCONTESTED	TOTAL DISPOSITIONS
DISTRICT 24					
CREEK	0	0	5	2	7
OKFUSKEE	0	1	0	142	143
OKMULGEE	0	2	0	0	2
	-----	-----	-----	-----	-----
DISTRICT TOTALS	0	3	5	144	152
 DISTRICT 25					
ATOKA	0	0	3	1	4
COAL	0	0	15	0	15
	-----	-----	-----	-----	-----
DISTRICT TOTALS	0	0	18	1	19
 DISTRICT 26					
CANADIAN	0	0	3	1	4
	-----	-----	-----	-----	-----
DISTRICT TOTALS	0	0	3	1	4
	-----	-----	-----	-----	-----
STATEWIDE TOTALS	2	202	934	629	1,767

CASELOAD INVENTORY FOR
DOMESTIC RELATIONS LITIGATION - RECIPROCAL SUPPORT - OUTGOING
JULY 1, 1988 - JUNE 30, 1989

	CASES PENDING 7/01/88	CASES FILED	TOTAL CASELOAD	CASES DISPOSED	PERCENT OF CASELOAD TERMINATED	CASES PENDING 6/30/89
DISTRICT 01						
BEAVER	0	4	4	3	75.0	1
CIMARRON	22	2	24	0	0.0	24
HARPER	2	2	4	1	25.0	0
TEXAS	22	4	26	12	46.1	22
	-----	-----	-----	-----	-----	-----
DISTRICT TOTALS	46	12	58	16	27.5	47
DISTRICT 02						
BECKHAM	22	5	27	27	100.0	26
CUSTER	0	0	0	0	0.0	0
ELLIS	6	3	9	6	66.6	3
GREER	0	0	0	0	0.0	0
HARMON	0	0	0	0	0.0	0
ROGER MILLS	0	0	0	0	0.0	0
	-----	-----	-----	-----	-----	-----
DISTRICT TOTALS	28	8	36	33	91.6	29
DISTRICT 03						
JACKSON	104	34	138	46	33.3	0
KIOWA	10	6	16	3	18.7	0
TILLMAN	22	27	49	21	42.8	0
WASHITA	7	6	13	6	46.1	0
	-----	-----	-----	-----	-----	-----
DISTRICT TOTALS	143	73	216	76	35.1	0
DISTRICT 04						
ALFALFA	0	0	0	0	0.0	0
BLAINE	8	3	11	0	0.0	0
DEWEY	2	4	6	6	100.0	0
GARFIELD	1	4	5	1	20.0	4
GRANT	0	0	0	0	0.0	0
KINGFISHER	10	2	12	4	33.3	8
MAJOR	5	0	5	1	20.0	0
WOODS	5	0	5	4	80.0	1
WOODWARD	57	14	71	38	53.5	59
	-----	-----	-----	-----	-----	-----
DISTRICT TOTALS	88	27	115	54	46.9	72

CASELOAD INVENTORY FOR
DOMESTIC RELATIONS LITIGATION - RECIPROCAL SUPPORT - OUTGOING
JULY 1, 1988 - JUNE 30, 1989

	CASES PENDING 7/01/88	CASES FILED	TOTAL CASELOAD	CASES DISPOSED	PERCENT OF CASELOAD TERMINATED	CASES PENDING 6/30/89
DISTRICT 05						
COMANCHE	1,464	85	1,549	9	0.5	1,540
COTTON	0	2	2	2	100.0	0
JEFFERSON	1	1	2	1	50.0	0
STEPHENS	64	4	68	68	100.0	0
	-----	-----	-----	-----	-----	-----
DISTRICT TOTALS	1,529	92	1,621	80	4.9	1,540
DISTRICT 06						
CADDO	12	7	19	0	0.0	19
GRADY	0	4	4	4	100.0	0
	-----	-----	-----	-----	-----	-----
DISTRICT TOTALS	12	11	23	4	17.3	19
DISTRICT 07						
OKLAHOMA	391	8	399	2	0.5	391
	-----	-----	-----	-----	-----	-----
DISTRICT TOTALS	391	8	399	2	0.5	391
DISTRICT 08						
KAY	12	1	13	12	92.3	0
NOBLE	6	0	6	0	0.0	0
	-----	-----	-----	-----	-----	-----
DISTRICT TOTALS	18	1	19	12	63.1	0
DISTRICT 09						
LOGAN	2	2	4	2	50.0	2
PAYNE	55	0	55	45	81.8	0
	-----	-----	-----	-----	-----	-----
DISTRICT TOTALS	57	2	59	47	79.6	2
DISTRICT 10						
OSAGE	18	8	26	2	7.6	0
	-----	-----	-----	-----	-----	-----
DISTRICT TOTALS	18	8	26	2	7.6	0
DISTRICT 11						
NOWATA	6	0	6	6	100.0	0
WASHINGTON	14	21	35	14	40.0	16
	-----	-----	-----	-----	-----	-----
DISTRICT TOTALS	20	21	41	20	48.7	16

CASELOAD INVENTORY FOR
DOMESTIC RELATIONS LITIGATION - RECIPROCAL SUPPORT - OUTGOING
JULY 1, 1988 - JUNE 30, 1989

	CASES PENDING 7/01/88	CASES FILED	TOTAL CASELOAD	CASES DISPOSED	PERCENT OF CASELOAD TERMINATED	CASES PENDING 6/30/89
DISTRICT 12						
CRAIG	0	2	2	2	100.0	0
MAYES	0	4	4	4	100.0	0
ROGERS	0	14	14	14	100.0	0
	-----	-----	-----	-----	-----	-----
DISTRICT TOTALS	0	20	20	20	100.0	0
DISTRICT 13						
DELAWARE	87	16	103	8	7.7	0
OTTAWA	13	10	23	14	60.8	0
	-----	-----	-----	-----	-----	-----
DISTRICT TOTALS	100	26	126	22	17.4	0
DISTRICT 14						
PAWNEE	0	0	0	0	0.0	0
TULSA	1,130	335	1,465	31	2.1	0
	-----	-----	-----	-----	-----	-----
DISTRICT TOTALS	1,130	335	1,465	31	2.1	0
DISTRICT 15						
ADAIR	0	0	0	0	0.0	0
CHEROKEE	0	0	0	0	0.0	0
MUSKOGEE	0	7	7	7	100.0	0
SEQUOYAH	33	0	33	0	0.0	0
WAGONER	0	0	0	0	0.0	0
	-----	-----	-----	-----	-----	-----
DISTRICT TOTALS	33	7	40	7	17.5	0
DISTRICT 16						
HASKELL	0	0	0	0	0.0	0
LATIMER	38	10	48	48	100.0	0
LE FLORE	52	51	103	39	37.8	64
	-----	-----	-----	-----	-----	-----
DISTRICT TOTALS	90	61	151	87	57.6	64
DISTRICT 17						
CHOCTAW	17	1	18	4	22.2	16
MCCURTAIN	78	0	78	48	61.5	0
PUSHMATAHA	11	0	11	0	0.0	11
	-----	-----	-----	-----	-----	-----
DISTRICT TOTALS	106	1	107	52	48.6	27

CASELOAD INVENTORY FOR
DOMESTIC RELATIONS LITIGATION - RECIPROCAL SUPPORT - OUTGOING
JULY 1, 1988 - JUNE 30, 1989

	CASES PENDING 7/01/88	CASES FILED	TOTAL CASELOAD	CASES DISPOSED	PERCENT OF CASELOAD TERMINATED	CASES PENDING 6/30/89
DISTRICT 18						
MCINTOSH	0	8	8	1	12.5	0
PITTSBURG	26	6	32	4	12.5	0
	-----	-----	-----	-----	-----	-----
DISTRICT TOTALS	26	14	40	5	12.5	0
DISTRICT 19						
BRYAN	26	7	33	5	15.1	28
	-----	-----	-----	-----	-----	-----
DISTRICT TOTALS	26	7	33	5	15.1	28
DISTRICT 20						
CARTER	7	4	11	8	72.7	0
JOHNSTON	3	1	4	2	50.0	0
LOVE	2	0	2	0	0.0	2
MARSHALL	6	0	6	0	0.0	6
MURRAY	0	0	0	0	0.0	0
	-----	-----	-----	-----	-----	-----
DISTRICT TOTALS	18	5	23	10	43.4	8
DISTRICT 21						
CLEVELAND	4	13	17	1	5.8	12
GARVIN	5	0	5	1	20.0	4
MCCLAIN	0	0	0	0	0.0	0
	-----	-----	-----	-----	-----	-----
DISTRICT TOTALS	9	13	22	2	9.0	16
DISTRICT 22						
HUGHES	2	35	37	29	78.3	10
PONTOTOC	0	0	0	0	0.0	0
SEMINOLE	0	0	0	0	0.0	0
	-----	-----	-----	-----	-----	-----
DISTRICT TOTALS	2	35	37	29	78.3	10
DISTRICT 23						
LINCOLN	1	0	1	0	0.0	0
POTTAWATOMIE	0	0	0	0	0.0	0
	-----	-----	-----	-----	-----	-----
DISTRICT TOTALS	1	0	1	0	0.0	0

CASELOAD INVENTORY FOR
DOMESTIC RELATIONS LITIGATION - RECIPROCAL SUPPORT - OUTGOING
JULY 1, 1988 - JUNE 30, 1989

	CASES PENDING 7/01/88	CASES FILED	TOTAL CASELOAD	CASES DISPOSED	PERCENT OF CASELOAD TERMINATED	CASES PENDING 6/30/89
DISTRICT 24						
CREEK	0	0	0	0	0.0	0
OKFUSKEE	0	0	0	0	0.0	0
OKMULGEE	0	0	0	0	0.0	0
	-----	-----	-----	-----	-----	-----
DISTRICT TOTALS	0	0	0	0	0.0	0
DISTRICT 25						
ATOKA	0	1	1	0	0.0	1
COAL	0	0	0	0	0.0	0
	-----	-----	-----	-----	-----	-----
DISTRICT TOTALS	0	1	1	0	0.0	1
DISTRICT 26						
CANADIAN	6	3	9	2	22.2	8
	-----	-----	-----	-----	-----	-----
DISTRICT TOTALS	6	3	9	2	22.2	8
	-----	-----	-----	-----	-----	-----
STATEWIDE TOTALS	3,897	791	4,688	618	13.1	2,278

CASELOAD INVENTORY FOR
DOMESTIC RELATIONS DISPOSITIONS - RECIPROCAL SUPPORT - OUTGOING
JULY 1, 1988 - JUNE 30, 1989

	JURY TRIALS	NON-JURY TRIALS	DISMISSED WITHDRAWN/ SETTLED	UNCONTESTED	TOTAL DISPOSITIONS
DISTRICT 01					
BEAVER	0	2	1	0	3
CIMARRON	0	0	0	0	0
HARPER	0	0	1	0	1
TEXAS	0	0	9	3	12
	-----	-----	-----	-----	-----
DISTRICT TOTALS	0	2	11	3	16
DISTRICT 02					
BECKHAM	0	0	27	0	27
CUSTER	0	0	0	0	0
ELLIS	0	0	6	0	6
GREER	0	0	0	0	0
HARMON	0	0	0	0	0
ROGER MILLS	0	0	0	0	0
	-----	-----	-----	-----	-----
DISTRICT TOTALS	0	0	33	0	33
DISTRICT 03					
JACKSON	0	27	3	16	46
KIOWA	0	0	0	3	3
TILLMAN	0	1	0	20	21
WASHITA	0	0	3	3	6
	-----	-----	-----	-----	-----
DISTRICT TOTALS	0	28	6	42	76
DISTRICT 04					
ALFALFA	0	0	0	0	0
BLAINE	0	0	0	0	0
DEWEY	0	0	0	6	6
GARFIELD	0	1	0	0	1
GRANT	0	0	0	0	0
KINGFISHER	0	0	4	0	4
MAJOR	0	0	0	1	1
WOODS	0	0	4	0	4
WOODWARD	0	0	25	13	38
	-----	-----	-----	-----	-----
DISTRICT TOTALS	0	1	33	20	54

CASELOAD INVENTORY FOR
DOMESTIC RELATIONS DISPOSITIONS - RECIPROCAL SUPPORT - OUTGOING
JULY 1, 1988 - JUNE 30, 1989

	JURY TRIALS	NON-JURY TRIALS	DISMISSED WITHDRAWN/ SETTLED	UNCONTESTED	TOTAL DISPOSITIONS
DISTRICT 05					
COMANCHE	0	0	5	4	9
COTTON	0	0	2	0	2
JEFFERSON	0	0	0	1	1
STEPHENS	0	38	30	0	68
	-----	-----	-----	-----	-----
DISTRICT TOTALS	0	38	37	5	80
 DISTRICT 06					
CADDO	0	0	0	0	0
GRADY	0	0	0	4	4
	-----	-----	-----	-----	-----
DISTRICT TOTALS	0	0	0	4	4
 DISTRICT 07					
OKLAHOMA	0	1	0	1	2
	-----	-----	-----	-----	-----
DISTRICT TOTALS	0	1	0	1	2
 DISTRICT 08					
KAY	0	11	1	0	12
NOBLE	0	0	0	0	0
	-----	-----	-----	-----	-----
DISTRICT TOTALS	0	11	1	0	12
 DISTRICT 09					
LOGAN	0	0	1	1	2
PAYNE	0	0	42	3	45
	-----	-----	-----	-----	-----
DISTRICT TOTALS	0	0	43	4	47
 DISTRICT 10					
OSAGE	0	0	2	0	2
	-----	-----	-----	-----	-----
DISTRICT TOTALS	0	0	2	0	2
 DISTRICT 11					
NOWATA	0	5	1	0	6
WASHINGTON	0	6	0	8	14
	-----	-----	-----	-----	-----
DISTRICT TOTALS	0	11	1	8	20

CASELOAD INVENTORY FOR
DOMESTIC RELATIONS DISPOSITIONS - RECIPROCAL SUPPORT - OUTGOING
JULY 1, 1988 - JUNE 30, 1989

	JURY TRIALS	NON-JURY TRIALS	DISMISSED WITHDRAWN/ SETTLED	UNCONTESTED	TOTAL DISPOSITIONS
DISTRICT 12					
CRAIG	0	1	1	0	2
MAYES	0	0	4	0	4
ROGERS	0	0	13	1	14
	-----	-----	-----	-----	-----
DISTRICT TOTALS	0	1	18	1	20
DISTRICT 13					
DELAWARE	0	4	2	2	8
OTTAWA	0	0	4	10	14
	-----	-----	-----	-----	-----
DISTRICT TOTALS	0	4	6	12	22
DISTRICT 14					
PAWNEE	0	0	0	0	0
TULSA	0	0	28	3	31
	-----	-----	-----	-----	-----
DISTRICT TOTALS	0	0	28	3	31
DISTRICT 15					
ADAIR	0	0	0	0	0
CHEROKEE	0	0	0	0	0
MUSKOGEE	0	0	3	4	7
SEQUOYAH	0	0	0	0	0
WAGONER	0	0	0	0	0
	-----	-----	-----	-----	-----
DISTRICT TOTALS	0	0	3	4	7
DISTRICT 16					
HASKELL	0	0	0	0	0
LATIMER	0	0	21	27	48
LE FLORE	0	0	10	29	39
	-----	-----	-----	-----	-----
DISTRICT TOTALS	0	0	31	56	87
DISTRICT 17					
CHOCTAW	0	0	2	2	4
MCCURTAIN	0	0	47	1	48
PUSHMATAHA	0	0	0	0	0
	-----	-----	-----	-----	-----
DISTRICT TOTALS	0	0	49	3	52

CASELOAD INVENTORY FOR
DOMESTIC RELATIONS DISPOSITIONS - RECIPROCAL SUPPORT - OUTGOING
JULY 1, 1988 - JUNE 30, 1989

	JURY TRIALS	NON-JURY TRIALS	DISMISSED WITHDRAWN/ SETTLED	UNCONTESTED	TOTAL DISPOSITIONS
DISTRICT 18					
MCINTOSH	0	0	1	0	1
PITTSBURG	0	0	1	3	4
	-----	-----	-----	-----	-----
DISTRICT TOTALS	0	0	2	3	5
DISTRICT 19					
BRYAN	0	0	5	0	5
	-----	-----	-----	-----	-----
DISTRICT TOTALS	0	0	5	0	5
DISTRICT 20					
CARTER	0	0	5	3	8
JOHNSTON	0	0	1	1	2
LOVE	0	0	0	0	0
MARSHALL	0	0	0	0	0
MURRAY	0	0	0	0	0
	-----	-----	-----	-----	-----
DISTRICT TOTALS	0	0	6	4	10
DISTRICT 21					
CLEVELAND	0	0	1	0	1
GARVIN	0	0	1	0	1
MCCLAIN	0	0	0	0	0
	-----	-----	-----	-----	-----
DISTRICT TOTALS	0	0	2	0	2
DISTRICT 22					
HUGHES	0	16	4	9	29
PONTOTOC	0	0	0	0	0
SEMINOLE	0	0	0	0	0
	-----	-----	-----	-----	-----
DISTRICT TOTALS	0	16	4	9	29
DISTRICT 23					
LINCOLN	0	0	0	0	0
POTTAWATOMIE	0	0	0	0	0
	-----	-----	-----	-----	-----
DISTRICT TOTALS	0	0	0	0	0

CASELOAD INVENTORY FOR
DOMESTIC RELATIONS DISPOSITIONS - RECIPROCAL SUPPORT - OUTGOING
JULY 1, 1988 - JUNE 30, 1989

	JURY TRIALS	NON-JURY TRIALS	DISMISSED WITHDRAWN/ SETTLED	UNCONTESTED	TOTAL DISPOSITIONS
DISTRICT 24					
CREEK	0	0	0	0	0
OKFUSKEE	0	0	0	0	0
OKMULGEE	0	0	0	0	0
	-----	-----	-----	-----	-----
DISTRICT TOTALS	0	0	0	0	0
 DISTRICT 25					
ATOKA	0	0	0	0	0
COAL	0	0	0	0	0
	-----	-----	-----	-----	-----
DISTRICT TOTALS	0	0	0	0	0
 DISTRICT 26					
CANADIAN	0	0	2	0	2
	-----	-----	-----	-----	-----
DISTRICT TOTALS	0	0	2	0	2
	-----	-----	-----	-----	-----
STATEWIDE TOTALS	0	113	323	182	618

CASELOAD INVENTORY FOR
DOMESTIC RELATIONS LITIGATION - OTHER DOMESTIC RELATIONS
JULY 1, 1988 - JUNE 30, 1989

	CASES PENDING 7/01/88	CASES FILED	TOTAL CASELOAD	CASES DISPOSED	PERCENT OF CASELOAD TERMINATED	CASES PENDING 6/30/89
DISTRICT 01						
BEAVER	4	6	10	8	80.0	2
CIMARRON	4	13	17	7	41.1	10
HARPER	3	13	16	11	68.7	0
TEXAS	9	19	28	25	89.2	6
	-----	-----	-----	-----	-----	-----
DISTRICT TOTALS	20	51	71	51	71.8	18
DISTRICT 02						
BECKHAM	8	11	19	19	100.0	1
CUSTER	0	15	15	13	86.6	0
ELLIS	1	8	9	9	100.0	0
GREER	0	0	0	0	0.0	0
HARMON	0	0	0	0	0.0	0
ROGER MILLS	0	0	0	0	0.0	0
	-----	-----	-----	-----	-----	-----
DISTRICT TOTALS	9	34	43	41	95.3	1
DISTRICT 03						
JACKSON	31	42	73	39	53.4	0
KIOWA	30	48	78	41	52.5	0
TILLMAN	6	35	41	34	82.9	0
WASHITA	0	7	7	7	100.0	0
	-----	-----	-----	-----	-----	-----
DISTRICT TOTALS	67	132	199	121	60.8	0
DISTRICT 04						
ALFALFA	2	12	14	12	85.7	2
BLAINE	11	3	14	6	42.8	0
DEWEY	4	7	11	7	63.6	4
GARFIELD	75	59	134	61	45.5	73
GRANT	0	1	1	0	0.0	1
KINGFISHER	6	9	15	13	86.6	2
MAJOR	9	9	18	10	55.5	0
WOODS	11	27	38	32	84.2	13
WOODWARD	281	140	421	330	78.3	295
	-----	-----	-----	-----	-----	-----
DISTRICT TOTALS	399	267	666	471	70.7	390

CASELOAD INVENTORY FOR
DOMESTIC RELATIONS LITIGATION - OTHER DOMESTIC RELATIONS
JULY 1, 1988 - JUNE 30, 1989

	CASES PENDING 7/01/88	CASES FILED	TOTAL CASELOAD	CASES DISPOSED	PERCENT OF CASELOAD TERMINATED	CASES PENDING 6/30/89
DISTRICT 05						
COMANCHE	197	111	308	103	33.4	205
COTTON	1	4	5	5	100.0	0
JEFFERSON	1	48	49	39	79.5	0
STEPHENS	120	77	197	152	77.1	0
	-----	-----	-----	-----	-----	-----
DISTRICT TOTALS	319	240	559	299	53.4	205
DISTRICT 06						
CADDO	39	192	231	187	80.9	44
GRADY	24	48	72	45	62.5	0
	-----	-----	-----	-----	-----	-----
DISTRICT TOTALS	63	240	303	232	76.5	44
DISTRICT 07						
OKLAHOMA	6,601	2,262	8,863	1,621	18.2	6,818
	-----	-----	-----	-----	-----	-----
DISTRICT TOTALS	6,601	2,262	8,863	1,621	18.2	6,818
DISTRICT 08						
KAY	5	1	6	4	66.6	0
NOBLE	5	9	14	7	50.0	0
	-----	-----	-----	-----	-----	-----
DISTRICT TOTALS	10	10	20	11	55.0	0
DISTRICT 09						
LOGAN	40	98	138	80	57.9	58
PAYNE	191	268	459	252	54.9	0
	-----	-----	-----	-----	-----	-----
DISTRICT TOTALS	231	366	597	332	55.6	58
DISTRICT 10						
OSAGE	103	52	155	48	30.9	0
	-----	-----	-----	-----	-----	-----
DISTRICT TOTALS	103	52	155	48	30.9	0
DISTRICT 11						
NOWATA	5	5	10	5	50.0	0
WASHINGTON	118	265	383	282	73.6	124
	-----	-----	-----	-----	-----	-----
DISTRICT TOTALS	123	270	393	287	73.0	124

CASELOAD INVENTORY FOR
DOMESTIC RELATIONS LITIGATION - OTHER DOMESTIC RELATIONS
JULY 1, 1988 - JUNE 30, 1989

	CASES PENDING 7/01/88	CASES FILED	TOTAL CASELOAD	CASES DISPOSED	PERCENT OF CASELOAD TERMINATED	CASES PENDING 6/30/89
DISTRICT 12						
CRAIG	9	9	18	5	27.7	9
MAYES	23	24	47	35	74.4	0
ROGERS	64	255	319	267	83.7	0
	-----	-----	-----	-----	-----	-----
DISTRICT TOTALS	96	288	384	307	79.9	9
DISTRICT 13						
DELAWARE	104	84	188	33	17.5	0
OTTAWA	4	90	94	90	95.7	0
	-----	-----	-----	-----	-----	-----
DISTRICT TOTALS	108	174	282	123	43.6	0
DISTRICT 14						
PAWNEE	0	0	0	0	0.0	0
TULSA	1,765	3,534	5,299	2,336	44.0	0
	-----	-----	-----	-----	-----	-----
DISTRICT TOTALS	1,765	3,534	5,299	2,336	44.0	0
DISTRICT 15						
ADAIR	0	0	0	0	0.0	0
CHEROKEE	14	37	51	29	56.8	0
MUSKOGEE	9	45	54	43	79.6	0
SEQUOYAH	347	277	624	330	52.8	0
WAGONER	11	20	31	21	67.7	10
	-----	-----	-----	-----	-----	-----
DISTRICT TOTALS	381	379	760	423	55.6	10
DISTRICT 16						
HASKELL	0	0	0	0	0.0	0
LATIMER	0	0	0	0	0.0	0
LE FLORE	81	235	316	213	67.4	103
	-----	-----	-----	-----	-----	-----
DISTRICT TOTALS	81	235	316	213	67.4	103
DISTRICT 17						
CHOCTAW	77	29	106	66	62.2	71
MCCURTAIN	172	270	442	323	73.0	0
PUSHMATAHA	0	1	1	1	100.0	0
	-----	-----	-----	-----	-----	-----
DISTRICT TOTALS	249	300	549	390	71.0	71

CASELOAD INVENTORY FOR
DOMESTIC RELATIONS LITIGATION - OTHER DOMESTIC RELATIONS
JULY 1, 1988 - JUNE 30, 1989

	CASES PENDING 7/01/88	CASES FILED	TOTAL CASELOAD	CASES DISPOSED	PERCENT OF CASELOAD TERMINATED	CASES PENDING 6/30/89
DISTRICT 18						
MCINTOSH	4	13	17	15	88.2	0
PITTSBURG	38	44	82	40	48.7	0
	-----	-----	-----	-----	-----	-----
DISTRICT TOTALS	42	57	99	55	55.5	0
DISTRICT 19						
BRYAN	58	77	135	81	60.0	58
	-----	-----	-----	-----	-----	-----
DISTRICT TOTALS	58	77	135	81	60.0	58
DISTRICT 20						
CARTER	44	120	164	101	61.5	0
JOHNSTON	4	3	7	5	71.4	0
LOVE	0	2	2	1	50.0	1
MARSHALL	0	0	0	0	0.0	0
MURRAY	0	0	0	0	0.0	0
	-----	-----	-----	-----	-----	-----
DISTRICT TOTALS	48	125	173	107	61.8	1
DISTRICT 21						
CLEVELAND	124	541	665	492	73.9	184
GARVIN	24	45	69	17	24.6	52
MCCLAIN	9	11	20	11	55.0	9
	-----	-----	-----	-----	-----	-----
DISTRICT TOTALS	157	597	754	520	68.9	245
DISTRICT 22						
HUGHES	0	36	36	36	100.0	0
PONTOTOC	130	78	208	153	73.5	0
SEMINOLE	0	0	0	0	0.0	0
	-----	-----	-----	-----	-----	-----
DISTRICT TOTALS	130	114	244	189	77.4	0
DISTRICT 23						
LINCOLN	11	31	42	30	71.4	0
POTTAWATOMIE	74	39	113	36	31.8	77
	-----	-----	-----	-----	-----	-----
DISTRICT TOTALS	85	70	155	66	42.5	77

CASELOAD INVENTORY FOR
DOMESTIC RELATIONS LITIGATION - OTHER DOMESTIC RELATIONS
JULY 1, 1988 - JUNE 30, 1989

	CASES. PENDING 7/01/88	CASES FILED	TOTAL CASELOAD	CASES DISPOSED	PERCENT OF CASELOAD TERMINATED	CASES PENDING 6/30/89
DISTRICT 24						
CREEK	119	193	312	149	47.7	124
OKFUSKEE	13	12	25	22	88.0	3
OKMULGEE	0	13	13	12	92.3	0
	-----	-----	-----	-----	-----	-----
DISTRICT TOTALS	132	218	350	183	52.2	127
DISTRICT 25						
ATOKA	8	9	17	6	35.2	11
COAL	7	35	42	36	85.7	0
	-----	-----	-----	-----	-----	-----
DISTRICT TOTALS	15	44	59	42	71.1	11
DISTRICT 26						
CANADIAN	114	229	343	190	55.3	134
	-----	-----	-----	-----	-----	-----
DISTRICT TOTALS	114	229	343	190	55.3	134
	-----	-----	-----	-----	-----	-----
STATEWIDE TOTALS	11,406	10,365	21,771	8,739	40.1	8,504

CASELOAD INVENTORY FOR
DOMESTIC RELATIONS DISPOSITIONS - OTHER DOMESTIC RELATIONS
JULY 1, 1988 - JUNE 30, 1989

	JURY TRIALS	NON-JURY TRIALS	DISMISSED WITHDRAWN/ SETTLED	UNCONTESTED	TOTAL DISPOSITIONS
DISTRICT 01					
BEAVER	0	7	1	0	8
CIMARRON	0	4	2	1	7
HARPER	0	1	5	5	11
TEXAS	0	1	4	20	25
	-----	-----	-----	-----	-----
DISTRICT TOTALS	0	13	12	26	51
DISTRICT 02					
BECKHAM	0	0	14	5	19
CUSTER	0	9	0	4	13
ELLIS	0	6	1	2	9
GREER	0	0	0	0	0
HARMON	0	0	0	0	0
ROGER MILLS	0	0	0	0	0
	-----	-----	-----	-----	-----
DISTRICT TOTALS	0	15	15	11	41
DISTRICT 03					
JACKSON	0	36	1	2	39
KIOWA	0	13	3	25	41
TILLMAN	0	18	4	12	34
WASHITA	0	0	0	7	7
	-----	-----	-----	-----	-----
DISTRICT TOTALS	0	67	8	46	121
DISTRICT 04					
ALFALFA	0	2	3	7	12
BLAINE	0	0	0	6	6
DEWEY	0	0	1	6	7
GARFIELD	0	8	3	50	61
GRANT	0	0	0	0	0
KINGFISHER	0	0	2	11	13
MAJOR	0	2	3	5	10
WOODS	0	0	26	6	32
WOODWARD	0	3	160	167	330
	-----	-----	-----	-----	-----
DISTRICT TOTALS	0	15	198	258	471

CASELOAD INVENTORY FOR
DOMESTIC RELATIONS DISPOSITIONS - OTHER DOMESTIC RELATIONS
JULY 1, 1988 - JUNE 30, 1989

	JURY TRIALS	NON-JURY TRIALS	DISMISSED WITHDRAWN/ SETTLED	UNCONTESTED	TOTAL DISPOSITIONS
DISTRICT 05					
COMANCHE	0	24	28	51	103
COTTON	0	0	0	5	5
JEFFERSON	0	3	15	21	39
STEPHENS	0	90	61	1	152
	-----	-----	-----	-----	-----
DISTRICT TOTALS	0	117	104	78	299
DISTRICT 06					
CADDO	0	3	60	124	187
GRADY	0	12	4	29	45
	-----	-----	-----	-----	-----
DISTRICT TOTALS	0	15	64	153	232
DISTRICT 07					
OKLAHOMA	0	1,395	225	1	1,621
	-----	-----	-----	-----	-----
DISTRICT TOTALS	0	1,395	225	1	1,621
DISTRICT 08					
KAY	0	1	1	2	4
NOBLE	0	0	0	7	7
	-----	-----	-----	-----	-----
DISTRICT TOTALS	0	1	1	9	11
DISTRICT 09					
LOGAN	0	0	23	57	80
PAYNE	0	18	156	78	252
	-----	-----	-----	-----	-----
DISTRICT TOTALS	0	18	179	135	332
DISTRICT 10					
OSAGE	0	0	25	23	48
	-----	-----	-----	-----	-----
DISTRICT TOTALS	0	0	25	23	48
DISTRICT 11					
NOWATA	0	1	0	4	5
WASHINGTON	0	3	115	164	282
	-----	-----	-----	-----	-----
DISTRICT TOTALS	0	4	115	168	287

CASELOAD INVENTORY FOR
DOMESTIC RELATIONS DISPOSITIONS - OTHER DOMESTIC RELATIONS
JULY 1, 1988 - JUNE 30, 1989

	JURY TRIALS	NON-JURY TRIALS	DISMISSED WITHDRAWN/ SETTLED	UNCONTESTED	TOTAL DISPOSITIONS
DISTRICT 12					
CRAIG	0	2	0	3	5
MAYES	1	1	7	26	35
ROGERS	0	0	266	1	267
	-----	-----	-----	-----	-----
DISTRICT TOTALS	1	3	273	30	307
DISTRICT 13					
DELAWARE	0	9	3	21	33
OTTAWA	0	3	6	81	90
	-----	-----	-----	-----	-----
DISTRICT TOTALS	0	12	9	102	123
DISTRICT 14					
PAWNEE	0	0	0	0	0
TULSA	0	383	937	1,016	2,336
	-----	-----	-----	-----	-----
DISTRICT TOTALS	0	383	937	1,016	2,336
DISTRICT 15					
ADAIR	0	0	0	0	0
CHEROKEE	0	7	1	21	29
MUSKOGEE	0	0	0	43	43
SEQUOYAH	0	125	153	52	330
WAGONER	0	5	0	16	21
	-----	-----	-----	-----	-----
DISTRICT TOTALS	0	137	154	132	423
DISTRICT 16					
HASKELL	0	0	0	0	0
LATIMER	0	0	0	0	0
LE FLORE	0	83	99	31	213
	-----	-----	-----	-----	-----
DISTRICT TOTALS	0	83	99	31	213
DISTRICT 17					
CHOCTAW	0	22	34	10	66
MCCURTAIN	0	14	188	121	323
PUSHMATAHA	0	0	1	0	1
	-----	-----	-----	-----	-----
DISTRICT TOTALS	0	36	223	131	390

CASELOAD INVENTORY FOR
DOMESTIC RELATIONS DISPOSITIONS - OTHER DOMESTIC RELATIONS
JULY 1, 1988 - JUNE 30, 1989

	JURY TRIALS	NON-JURY TRIALS	DISMISSED WITHDRAWN/ SETTLED	UNCONTESTED	TOTAL DISPOSITIONS
DISTRICT 18					
MCINTOSH	0	1	11	3	15
PITTSBURG	0	1	1	38	40
	-----	-----	-----	-----	-----
DISTRICT TOTALS	0	2	12	41	55
DISTRICT 19					
BRYAN	1	0	80	0	81
	-----	-----	-----	-----	-----
DISTRICT TOTALS	1	0	80	0	81
DISTRICT 20					
CARTER	0	51	39	11	101
JOHNSTON	0	1	4	0	5
LOVE	0	0	1	0	1
MARSHALL	0	0	0	0	0
MURRAY	0	0	0	0	0
	-----	-----	-----	-----	-----
DISTRICT TOTALS	0	52	44	11	107
DISTRICT 21					
CLEVELAND	0	163	196	133	492
GARVIN	0	13	2	2	17
MCCLAIN	0	0	0	11	11
	-----	-----	-----	-----	-----
DISTRICT TOTALS	0	176	198	146	520
DISTRICT 22					
HUGHES	0	27	9	0	36
PONTOTOC	0	27	126	0	153
SEMINOLE	0	0	0	0	0
	-----	-----	-----	-----	-----
DISTRICT TOTALS	0	54	135	0	189
DISTRICT 23					
LINCOLN	0	25	5	0	30
POTTAWATOMIE	0	9	1	26	36
	-----	-----	-----	-----	-----
DISTRICT TOTALS	0	34	6	26	66

CASELOAD INVENTORY FOR
DOMESTIC RELATIONS DISPOSITIONS - OTHER DOMESTIC RELATIONS
JULY 1, 1988 - JUNE 30, 1989

	JURY TRIALS	NON-JURY TRIALS	DISMISSED WITHDRAWN/ SETTLED	UNCONTESTED	TOTAL DISPOSITIONS
DISTRICT 24					
CREEK	0	5	13	131	149
OKFUSKEE	0	1	20	1	22
OKMULGEE	1	8	2	1	12
	-----	-----	-----	-----	-----
DISTRICT TOTALS	1	14	35	133	183
 DISTRICT 25					
ATOKA	0	0	0	6	6
COAL	0	0	36	0	36
	-----	-----	-----	-----	-----
DISTRICT TOTALS	0	0	36	6	42
 DISTRICT 26					
CANADIAN	0	30	36	124	190
	-----	-----	-----	-----	-----
DISTRICT TOTALS	0	30	36	124	190
	-----	-----	-----	-----	-----
STATEWIDE TOTALS	3	2,676	3,223	2,837	8,739

CASELOAD INVENTORY FOR
PROBATE LITIGATION
JULY 1, 1988 - JUNE 30, 1989

	CASES PENDING 7/01/88	CASES FILED	TOTAL CASELOAD	CASES DISPOSED	PERCENT OF CASELOAD TERMINATED	CASES PENDING 6/30/89
DISTRICT 01						
BEAVER	74	62	136	76	55.8	60
CIMARRON	50	28	78	46	58.9	32
HARPER	112	47	159	44	27.6	0
TEXAS	191	129	320	116	36.2	207
	-----	-----	-----	-----	-----	-----
DISTRICT TOTALS	427	266	693	282	40.6	299
DISTRICT 02						
BECKHAM	175	420	595	79	13.2	492
CUSTER	72	172	244	156	63.9	0
ELLIS	87	50	137	67	48.9	70
GREER	117	53	170	63	37.0	0
HARMON	43	32	75	31	41.3	0
ROGER MILLS	105	43	148	46	31.0	102
	-----	-----	-----	-----	-----	-----
DISTRICT TOTALS	599	770	1,369	442	32.2	664
DISTRICT 03						
JACKSON	33	113	146	114	78.0	0
KIOWA	160	78	238	90	37.8	0
TILLMAN	50	74	124	71	57.2	0
WASHITA	126	91	217	152	70.0	0
	-----	-----	-----	-----	-----	-----
DISTRICT TOTALS	369	356	725	427	58.9	0
DISTRICT 04						
ALFALFA	93	76	169	95	56.2	74
BLAINE	263	106	369	167	45.2	0
DEWEY	99	58	157	56	35.6	101
GARFIELD	579	416	995	429	43.1	566
GRANT	90	70	160	70	43.7	90
KINGFISHER	101	91	192	179	93.2	13
MAJOR	82	75	157	76	48.4	0
WOODS	110	97	207	98	47.3	108
WOODWARD	135	251	386	178	46.1	136
	-----	-----	-----	-----	-----	-----
DISTRICT TOTALS	1,552	1,240	2,792	1,348	48.2	1,088

CASELOAD INVENTORY FOR
PROBATE LITIGATION
JULY 1, 1988 - JUNE 30, 1989

	CASES PENDING 7/01/88	CASES FILED	TOTAL CASELOAD	CASES DISPOSED	PERCENT OF CASELOAD TERMINATED	CASES PENDING 6/30/89
DISTRICT 05						
COMANCHE	1,939	324	2,263	221	9.7	2,042
COTTON	6	33	39	16	41.0	12
JEFFERSON	6	43	49	27	55.1	0
STEPHENS	336	241	577	239	41.4	0
	-----	-----	-----	-----	-----	-----
DISTRICT TOTALS	2,287	641	2,928	503	17.1	2,054
DISTRICT 06						
CADDO	255	192	447	218	48.7	229
GRADY	232	239	471	206	43.7	0
	-----	-----	-----	-----	-----	-----
DISTRICT TOTALS	487	431	918	424	46.1	229
DISTRICT 07						
OKLAHOMA	12,278	4,282	16,560	4,709	28.4	11,593
	-----	-----	-----	-----	-----	-----
DISTRICT TOTALS	12,278	4,282	16,560	4,709	28.4	11,593
DISTRICT 08						
KAY	435	321	756	344	45.5	0
NOBLE	266	85	351	67	19.0	0
	-----	-----	-----	-----	-----	-----
DISTRICT TOTALS	701	406	1,107	411	37.1	0
DISTRICT 09						
LOGAN	302	167	469	177	37.7	292
PAYNE	1,329	200	1,529	996	65.1	0
	-----	-----	-----	-----	-----	-----
DISTRICT TOTALS	1,631	367	1,998	1,173	58.7	292
DISTRICT 10						
OSAGE	494	223	717	228	31.8	0
	-----	-----	-----	-----	-----	-----
DISTRICT TOTALS	494	223	717	228	31.8	0
DISTRICT 11						
NOWATA	87	83	170	31	18.2	0
WASHINGTON	222	216	438	271	61.8	219
	-----	-----	-----	-----	-----	-----
DISTRICT TOTALS	309	299	608	302	49.6	219

CASELOAD INVENTORY FOR
PROBATE LITIGATION
JULY 1, 1988 - JUNE 30, 1989

	CASES PENDING 7/01/88	CASES FILED	TOTAL CASELOAD	CASES DISPOSED	PERCENT OF CASELOAD TERMINATED	CASES PENDING 6/30/89
DISTRICT 12						
CRAIG	169	119	288	109	37.8	176
MAYES	75	110	185	104	56.2	0
ROGERS	257	169	426	129	30.2	0
	-----	-----	-----	-----	-----	-----
DISTRICT TOTALS	501	398	899	342	38.0	176
DISTRICT 13						
DELAWARE	337	110	447	70	15.6	0
OTTAWA	11	144	155	144	92.9	0
	-----	-----	-----	-----	-----	-----
DISTRICT TOTALS	348	254	602	214	35.5	0
DISTRICT 14						
PAWNEE	80	63	143	76	53.1	67
TULSA	4,636	2,479	7,115	1,195	16.8	0
	-----	-----	-----	-----	-----	-----
DISTRICT TOTALS	4,716	2,542	7,258	1,271	17.5	67
DISTRICT 15						
ADAIR	55	74	129	62	48.0	67
CHEROKEE	198	117	315	129	40.9	0
MUSKOGEE	390	476	866	458	52.8	0
SEQUOYAH	332	102	434	87	20.0	0
WAGONER	88	116	204	105	51.4	99
	-----	-----	-----	-----	-----	-----
DISTRICT TOTALS	1,063	885	1,948	841	43.1	166
DISTRICT 16						
HASKELL	115	58	173	42	24.2	131
LATIMER	24	103	127	71	55.9	39
LE FLORE	112	234	346	207	59.8	139
	-----	-----	-----	-----	-----	-----
DISTRICT TOTALS	251	395	646	320	49.5	309
DISTRICT 17						
CHOCTAW	115	57	172	113	65.7	112
MCCURTAIN	234	95	329	68	20.6	0
PUSHMATAHA	89	57	146	67	45.8	79
	-----	-----	-----	-----	-----	-----
DISTRICT TOTALS	438	209	647	248	38.3	191

CASELOAD INVENTORY FOR
PROBATE LITIGATION
JULY 1, 1988 - JUNE 30, 1989

	CASES PENDING 7/01/88	CASES FILED	TOTAL CASELOAD	CASES DISPOSED	PERCENT OF CASELOAD TERMINATED	CASES PENDING 6/30/89
DISTRICT 18						
MCINTOSH	27	78	105	81	77.1	0
PITTSBURG	824	261	1,085	234	21.5	0
	-----	-----	-----	-----	-----	-----
DISTRICT TOTALS	851	339	1,190	315	26.4	0
 DISTRICT 19						
BRYAN	108	144	252	153	60.7	94
	-----	-----	-----	-----	-----	-----
DISTRICT TOTALS	108	144	252	153	60.7	94
 DISTRICT 20						
CARTER	366	243	609	220	36.1	0
JOHNSTON	17	53	70	32	45.7	0
LOVE	33	38	71	26	36.6	45
MARSHALL	29	58	87	59	67.8	28
MURRAY	28	68	96	53	55.2	37
	-----	-----	-----	-----	-----	-----
DISTRICT TOTALS	473	460	933	390	41.8	110
 DISTRICT 21						
CLEVELAND	101	447	548	483	88.1	53
GARVIN	286	253	539	255	47.3	284
MCCLAIN	72	96	168	106	63.1	62
	-----	-----	-----	-----	-----	-----
DISTRICT TOTALS	459	796	1,255	844	67.2	399
 DISTRICT 22						
HUGHES	89	82	171	72	42.1	106
PONTOTOC	248	134	382	121	31.6	0
SEMINOLE	121	119	240	130	54.1	128
	-----	-----	-----	-----	-----	-----
DISTRICT TOTALS	458	335	793	323	40.7	234
 DISTRICT 23						
LINCOLN	217	159	376	133	35.3	0
POTTAWATOMIE	204	305	509	338	66.4	171
	-----	-----	-----	-----	-----	-----
DISTRICT TOTALS	421	464	885	471	53.2	171

CASELOAD INVENTORY FOR
PROBATE LITIGATION
JULY 1, 1988 - JUNE 30, 1989

	CASES PENDING 7/01/88	CASES FILED	TOTAL CASELOAD	CASES DISPOSED	PERCENT OF CASELOAD TERMINATED	CASES PENDING 6/30/89
DISTRICT 24						
CREEK	673	251	924	272	29.4	647
OKFUSKEE	187	72	259	32	12.3	227
OKMULGEE	144	189	333	216	64.8	0
	-----	-----	-----	-----	-----	-----
DISTRICT TOTALS	1,004	512	1,516	520	34.3	874
 DISTRICT 25						
ATOKA	40	62	102	49	48.0	53
COAL	32	55	87	53	60.9	0
	-----	-----	-----	-----	-----	-----
DISTRICT TOTALS	72	117	189	102	53.9	53
 DISTRICT 26						
CANADIAN	240	256	496	260	52.4	223
	-----	-----	-----	-----	-----	-----
DISTRICT TOTALS	240	256	496	260	52.4	223
	-----	-----	-----	-----	-----	-----
STATEWIDE TOTALS	32,537	17,387	49,924	16,863	33.7	19,505

CASELOAD INVENTORY FOR
PROBATE DISPOSITIONS
JULY 1, 1988 - JUNE 30, 1989

	JURY TRIALS	AFTER CONTEST	WITHOUT CONTEST	TOTAL DISPOSITIONS
DISTRICT 01				
BEAVER	0	1	75	76
CIMARRON	0	1	45	46
HARPER	0	0	44	44
TEXAS	0	1	115	116
	-----	-----	-----	-----
DISTRICT TOTALS	0	3	279	282
DISTRICT 02				
BECKHAM	1	27	51	79
CUSTER	0	6	150	156
ELLIS	0	1	66	67
GREER	0	0	63	63
HARMON	0	0	31	31
ROGER MILLS	0	2	44	46
	-----	-----	-----	-----
DISTRICT TOTALS	1	36	405	442
DISTRICT 03				
JACKSON	0	0	114	114
KIOWA	0	7	83	90
TILLMAN	0	0	71	71
WASHITA	0	7	145	152
	-----	-----	-----	-----
DISTRICT TOTALS	0	14	413	427
DISTRICT 04				
ALFALFA	0	0	95	95
BLAINE	0	0	167	167
DEWEY	0	0	56	56
GARFIELD	0	0	429	429
GRANT	0	0	70	70
KINGFISHER	0	0	179	179
MAJOR	0	1	75	76
WOODS	0	3	95	98
WOODWARD	0	0	178	178
	-----	-----	-----	-----
DISTRICT TOTALS	0	4	1,344	1,348

CASELOAD INVENTORY FOR
PROBATE DISPOSITIONS
JULY 1, 1938 - JUNE 30, 1989

	JURY TRIALS	AFTER CONTEST	WITHOUT CONTEST	TOTAL DISPOSITIONS
DISTRICT 05				
COMANCHE	1	4	216	221
COTTON	0	0	16	16
JEFFERSON	0	3	24	27
STEPHENS	1	4	234	239
	-----	-----	-----	-----
DISTRICT TOTALS	2	11	490	503
DISTRICT 06				
CADDO	0	2	216	218
GRADY	0	4	202	206
	-----	-----	-----	-----
DISTRICT TOTALS	0	6	418	424
DISTRICT 07				
OKLAHOMA	0	2,073	2,636	4,709
	-----	-----	-----	-----
DISTRICT TOTALS	0	2,073	2,636	4,709
DISTRICT 08				
KAY	0	4	340	344
NOBLE	0	2	65	67
	-----	-----	-----	-----
DISTRICT TOTALS	0	6	405	411
DISTRICT 09				
LOGAN	0	25	152	177
PAYNE	0	0	996	996
	-----	-----	-----	-----
DISTRICT TOTALS	0	25	1,148	1,173
DISTRICT 10				
OSAGE	0	22	206	228
	-----	-----	-----	-----
DISTRICT TOTALS	0	22	206	228
DISTRICT 11				
NOWATA	0	3	28	31
WASHINGTON	0	1	270	271
	-----	-----	-----	-----
DISTRICT TOTALS	0	4	298	302

CASELOAD INVENTORY FOR
PROBATE DISPOSITIONS
JULY 1, 1988 - JUNE 30, 1989

	JURY TRIALS	AFTER CONTEST	WITHOUT CONTEST	TOTAL DISPOSITIONS
DISTRICT 12				
CRAIG	0	31	78	109
MAYES	0	3	101	104
ROGERS	1	10	118	129
	-----	-----	-----	-----
DISTRICT TOTALS	1	44	297	342
DISTRICT 13				
DELAWARE	0	1	69	70
OTTAWA	0	5	139	144
	-----	-----	-----	-----
DISTRICT TOTALS	0	6	208	214
DISTRICT 14				
PAWNEE	0	0	76	76
TULSA	0	1	1,194	1,195
	-----	-----	-----	-----
DISTRICT TOTALS	0	1	1,270	1,271
DISTRICT 15				
ADAIR	2	12	48	62
CHEROKEE	0	61	68	129
MUSKOGEE	0	40	418	458
SEQUOYAH	0	10	77	87
WAGONER	0	0	105	105
	-----	-----	-----	-----
DISTRICT TOTALS	2	123	716	841
DISTRICT 16				
HASKELL	0	0	42	42
LATIMER	0	1	70	71
LE FLORE	0	0	207	207
	-----	-----	-----	-----
DISTRICT TOTALS	0	1	319	320
DISTRICT 17				
CHOCTAW	0	27	86	113
MCCURTAIN	1	2	65	68
PUSHMATAHA	0	2	65	67
	-----	-----	-----	-----
DISTRICT TOTALS	1	31	216	248

CASELOAD INVENTORY FOR
PROBATE DISPOSITIONS
JULY 1, 1988 - JUNE 30, 1989

	JURY TRIALS	AFTER CONTEST	WITHOUT CONTEST	TOTAL DISPOSITIONS
DISTRICT 18				
MCINTOSH	0	1	80	81
PITTSBURG	3	4	227	234
	-----	-----	-----	-----
DISTRICT TOTALS	3	5	307	315
DISTRICT 19				
BRYAN	1	2	150	153
	-----	-----	-----	-----
DISTRICT TOTALS	1	2	150	153
DISTRICT 20				
CARTER	0	7	213	220
JOHNSTON	0	0	32	32
LOVE	0	0	26	26
MARSHALL	0	21	38	59
MURRAY	0	0	53	53
	-----	-----	-----	-----
DISTRICT TOTALS	0	28	362	390
DISTRICT 21				
CLEVELAND	0	6	477	483
GARVIN	0	1	254	255
MCCLAIN	0	3	103	106
	-----	-----	-----	-----
DISTRICT TOTALS	0	10	834	844
DISTRICT 22				
HUGHES	0	0	72	72
PONTOTOC	0	0	121	121
SEMINOLE	0	0	130	130
	-----	-----	-----	-----
DISTRICT TOTALS	0	0	323	323
DISTRICT 23				
LINCOLN	0	6	127	133
POTTAWATOMIE	1	3	334	338
	-----	-----	-----	-----
DISTRICT TOTALS	1	9	461	471

CASELOAD INVENTORY FOR
PROBATE DISPOSITIONS
JULY 1, 1988 - JUNE 30, 1989

	JURY TRIALS	AFTER CONTEST	WITHOUT CONTEST	TOTAL DISPOSITIONS
DISTRICT 24				
CREEK	0	16	256	272
OKFUSKEE	0	0	32	32
OKMULGEE	0	0	216	216
	-----	-----	-----	-----
DISTRICT TOTALS	0	16	504	520
 DISTRICT 25				
ATOKA	0	1	48	49
COAL	0	0	53	53
	-----	-----	-----	-----
DISTRICT TOTALS	0	1	101	102
 DISTRICT 26				
CANADIAN	0	7	253	260
	-----	-----	-----	-----
DISTRICT TOTALS	0	7	253	260
	-----	-----	-----	-----
STATEWIDE TOTALS	12	2,488	14,363	16,863

CASELOAD INVENTORY FOR
SMALL CLAIMS LITIGATION
JULY 1, 1988 - JUNE 30, 1989

	CASES PENDING 7/01/88	CASES FILED	TOTAL CASELOAD	CASES DISPOSED	PERCENT OF CASELOAD TERMINATED	CASES PENDING 6/30/89
DISTRICT 01						
BEAVER	31	43	74	66	89.1	8
CIMARRON	8	71	79	63	79.7	16
HARPER	16	70	86	61	70.9	0
TEXAS	31	181	212	181	85.3	34
	-----	-----	-----	-----	-----	-----
DISTRICT TOTALS	86	365	451	371	82.2	58
DISTRICT 02						
BECKHAM	142	424	566	224	39.5	333
CUSTER	48	284	332	284	85.5	0
ELLIS	3	32	35	33	94.2	2
GREER	10	67	77	65	84.4	0
HARMON	2	15	17	14	82.3	0
ROGER MILLS	3	29	32	28	87.5	4
	-----	-----	-----	-----	-----	-----
DISTRICT TOTALS	208	851	1,059	648	61.1	339
DISTRICT 03						
JACKSON	213	262	475	283	59.5	0
KIOWA	79	97	176	84	47.7	0
TILLMAN	125	134	259	110	42.4	0
WASHITA	4	39	43	38	88.3	0
	-----	-----	-----	-----	-----	-----
DISTRICT TOTALS	421	532	953	515	54.0	0
DISTRICT 04						
ALFALFA	10	72	82	64	78.0	18
BLAINE	58	117	175	156	89.1	0
DEWEY	12	24	36	31	86.1	5
GARFIELD	92	1,130	1,222	1,141	93.3	81
GRANT	6	38	44	27	61.3	17
KINGFISHER	49	232	281	231	82.2	50
MAJOR	24	93	117	101	86.3	0
WOODS	14	64	78	50	64.1	26
WOODWARD	519	346	865	815	94.2	429
	-----	-----	-----	-----	-----	-----
DISTRICT TOTALS	784	2,116	2,900	2,616	90.2	626

CASELOAD INVENTORY FOR
SMALL CLAIMS LITIGATION
JULY 1, 1988 - JUNE 30, 1989

	CASES PENDING 7/01/88	CASES FILED	TOTAL CASELOAD	CASES DISPOSED	PERCENT OF CASELOAD TERMINATED	CASES PENDING 6/30/89
DISTRICT 05						
COMANCHE	1,007	3,289	4,296	3,123	72.7	1,173
COTTON	7	59	66	46	69.7	8
JEFFERSON	10	63	73	57	78.0	0
STEPHENS	55	716	771	727	94.2	0
	-----	-----	-----	-----	-----	-----
DISTRICT TOTALS	1,079	4,127	5,206	3,953	75.9	1,181
DISTRICT 06						
CADDO	31	329	360	334	92.7	26
GRADY	257	594	851	690	81.0	0
	-----	-----	-----	-----	-----	-----
DISTRICT TOTALS	288	923	1,211	1,024	84.5	26
DISTRICT 07						
OKLAHOMA	34,878	19,036	53,914	18,056	33.4	35,684
	-----	-----	-----	-----	-----	-----
DISTRICT TOTALS	34,878	19,036	53,914	18,056	33.4	35,684
DISTRICT 08						
KAY	234	870	1,104	974	88.2	0
NOBLE	19	88	107	99	92.5	0
	-----	-----	-----	-----	-----	-----
DISTRICT TOTALS	253	958	1,211	1,073	88.6	0
DISTRICT 09						
LOGAN	47	284	331	266	80.3	65
PAYNE	565	1,214	1,779	1,344	75.5	0
	-----	-----	-----	-----	-----	-----
DISTRICT TOTALS	612	1,498	2,110	1,610	76.3	65
DISTRICT 10						
OSAGE	109	422	531	372	70.0	0
	-----	-----	-----	-----	-----	-----
DISTRICT TOTALS	109	422	531	372	70.0	0
DISTRICT 11						
NOWATA	27	107	134	114	85.0	0
WASHINGTON	178	575	753	513	68.1	206
	-----	-----	-----	-----	-----	-----
DISTRICT TOTALS	205	682	887	627	70.6	206

CASELOAD INVENTORY FOR
SMALL CLAIMS LITIGATION
JULY 1, 1988 - JUNE 30, 1989

	CASES PENDING 7/01/88	CASES FILED	TOTAL CASELOAD	CASES DISPOSED	PERCENT OF CASELOAD TERMINATED	CASES PENDING 6/30/89
DISTRICT 12						
CRAIG	48	294	342	296	86.5	58
MAYES	192	549	741	599	80.8	0
ROGERS	220	474	694	510	73.4	0
	-----	-----	-----	-----	-----	-----
DISTRICT TOTALS	460	1,317	1,777	1,405	79.0	58
DISTRICT 13						
DELAWARE	166	375	541	323	59.7	0
OTTAWA	148	461	609	473	77.6	0
	-----	-----	-----	-----	-----	-----
DISTRICT TOTALS	314	836	1,150	796	69.2	0
DISTRICT 14						
PAWNEE	109	180	289	198	68.5	91
TULSA	32,446	17,738	50,184	39,717	79.1	0
	-----	-----	-----	-----	-----	-----
DISTRICT TOTALS	32,555	17,918	50,473	39,915	79.0	91
DISTRICT 15						
ADAIR	81	213	294	229	77.8	65
CHEROKEE	680	781	1,461	989	67.6	0
MUSKOGEE	267	1,962	2,229	1,976	88.6	0
SEQUOYAH	600	372	972	313	32.2	0
WAGONER	126	437	563	411	73.0	152
	-----	-----	-----	-----	-----	-----
DISTRICT TOTALS	1,754	3,765	5,519	3,918	70.9	217
DISTRICT 16						
HASKELL	120	87	207	74	35.7	133
LATIMER	26	117	143	93	65.0	46
LE FLORE	120	419	539	481	89.2	58
	-----	-----	-----	-----	-----	-----
DISTRICT TOTALS	266	623	889	648	72.8	237
DISTRICT 17						
CHOCTAW	40	197	237	223	94.0	32
MCCURTAIN	421	523	944	354	37.5	0
PUSHMATAHA	38	131	169	117	69.2	52
	-----	-----	-----	-----	-----	-----
DISTRICT TOTALS	499	851	1,350	694	51.4	84

CASELOAD INVENTORY FOR
SMALL CLAIMS LITIGATION
JULY 1, 1988 - JUNE 30, 1989

	CASES PENDING 7/01/88	CASES FILED	TOTAL CASELOAD	CASES DISPOSED	PERCENT OF CASELOAD TERMINATED	CASES PENDING 6/30/89
DISTRICT 18						
MCINTOSH	15	266	281	255	90.7	0
PITTSBURG	62	650	712	648	91.0	0
	-----	-----	-----	-----	-----	-----
DISTRICT TOTALS	77	916	993	903	90.9	0
DISTRICT 19						
BRYAN	68	409	477	440	92.2	53
	-----	-----	-----	-----	-----	-----
DISTRICT TOTALS	68	409	477	440	92.2	53
DISTRICT 20						
CARTER	391	1,530	1,921	1,708	88.9	0
JOHNSTON	14	129	143	138	96.5	0
LOVE	7	100	107	91	85.0	16
MARSHALL	20	154	174	170	97.7	4
MURRAY	17	212	229	222	96.9	16
	-----	-----	-----	-----	-----	-----
DISTRICT TOTALS	449	2,125	2,574	2,329	90.4	36
DISTRICT 21						
CLEVELAND	841	2,358	3,199	2,804	87.6	595
GARVIN	28	312	340	297	87.3	43
MCCLAIN	89	189	278	138	49.6	140
	-----	-----	-----	-----	-----	-----
DISTRICT TOTALS	958	2,859	3,817	3,239	84.8	778
DISTRICT 22						
HUGHES	131	144	275	179	65.0	123
PONTOTOC	524	885	1,409	1,202	85.3	0
SEMINOLE	47	487	534	483	90.4	47
	-----	-----	-----	-----	-----	-----
DISTRICT TOTALS	702	1,516	2,218	1,864	84.0	170
DISTRICT 23						
LINCOLN	237	323	560	260	46.4	0
POTTAWATOMIE	524	906	1,430	854	59.7	576
	-----	-----	-----	-----	-----	-----
DISTRICT TOTALS	761	1,229	1,990	1,114	55.9	576

CASELOAD INVENTORY FOR
SMALL CLAIMS LITIGATION
JULY 1, 1988 - JUNE 30, 1989

	CASES PENDING 7/01/88	CASES FILED	TOTAL CASELOAD	CASES DISPOSED	PERCENT OF CASELOAD TERMINATED	CASES PENDING 6/30/89
DISTRICT 24						
CREEK	645	910	1,555	782	50.2	731
OKFUSKEE	58	105	163	128	78.5	35
OKMULGEE	268	953	1,221	1,079	88.3	0
	-----	-----	-----	-----	-----	-----
DISTRICT TOTALS	971	1,968	2,939	1,989	67.6	766
 DISTRICT 25						
ATOKA	33	119	152	103	67.7	49
COAL	8	55	63	59	93.6	0
	-----	-----	-----	-----	-----	-----
DISTRICT TOTALS	41	174	215	162	75.3	49
 DISTRICT 26						
CANADIAN	501	904	1,405	801	57.0	559
	-----	-----	-----	-----	-----	-----
DISTRICT TOTALS	501	904	1,405	801	57.0	559
	-----	-----	-----	-----	-----	-----
STATEWIDE TOTALS	79,299	68,920	148,219	91,082	61.4	41,859

CASELOAD INVENTORY FOR
SMALL CLAIMS DISPOSITIONS
JULY 1, 1988 - JUNE 30, 1989

	JURY TRIALS	NON-JURY TRIALS	VOLUNTARY DISMISSALS	DISMISSED- DEFAULT JUDGMENT	FAILURE TO PROSECUTE	TOTAL DISPOSITIONS
DISTRICT 01						
BEAVER	0	12	15	23	16	66
CIMARRON	0	25	10	25	3	63
HARPER	0	14	25	21	1	61
TEXAS	0	56	23	75	27	181
	-----	-----	-----	-----	-----	-----
DISTRICT TOTALS	0	107	73	144	47	371
DISTRICT 02						
BECKHAM	0	47	44	77	56	224
CUSTER	0	92	60	99	33	284
ELLIS	0	5	7	19	2	33
GREER	0	4	19	36	6	65
HARMON	0	8	0	3	3	14
ROGER MILLS	0	3	4	18	3	28
	-----	-----	-----	-----	-----	-----
DISTRICT TOTALS	0	159	134	252	103	648
DISTRICT 03						
JACKSON	0	108	18	103	54	283
KIOWA	0	29	25	28	2	84
TILLMAN	0	44	21	45	0	110
WASHITA	0	16	8	11	3	38
	-----	-----	-----	-----	-----	-----
DISTRICT TOTALS	0	197	72	187	59	515
DISTRICT 04						
ALFALFA	0	3	20	41	0	64
BLAINE	0	41	39	42	34	156
DEWEY	0	3	6	8	14	31
GARFIELD	0	289	143	575	134	1,141
GRANT	0	0	9	14	4	27
KINGFISHER	0	45	63	101	22	231
MAJOR	0	31	21	33	16	101
WOODS	0	20	12	18	0	50
WOODWARD	0	196	133	318	168	815
	-----	-----	-----	-----	-----	-----
DISTRICT TOTALS	0	628	446	1,150	392	2,616

CASELOAD INVENTORY FOR
SMALL CLAIMS DISPOSITIONS
JULY 1, 1988 - JUNE 30, 1989

	JURY TRIALS	NON-JURY TRIALS	VOLUNTARY DISMISSALS	DISMISSED- DEFAULT JUDGMENT	FAILURE TO PROSECUTE	TOTAL DISPOSITIONS
DISTRICT 05						
COMANCHE	2	1,103	184	1,299	535	3,123
COTTON	0	18	11	15	2	46
JEFFERSON	0	24	14	19	0	57
STEPHENS	0	225	111	319	72	727
	-----	-----	-----	-----	-----	-----
DISTRICT TOTALS	2	1,370	320	1,652	609	3,953
DISTRICT 06						
CADDO	0	125	67	124	18	334
GRADY	3	157	77	312	141	690
	-----	-----	-----	-----	-----	-----
DISTRICT TOTALS	3	282	144	436	159	1,024
DISTRICT 07						
OKLAHOMA	2	13,949	2,691	708	706	18,056
	-----	-----	-----	-----	-----	-----
DISTRICT TOTALS	2	13,949	2,691	708	706	18,056
DISTRICT 08						
KAY	0	170	153	540	111	974
NOBLE	0	18	34	43	4	99
	-----	-----	-----	-----	-----	-----
DISTRICT TOTALS	0	188	187	583	115	1,073
DISTRICT 09						
LOGAN	0	33	24	128	81	266
PAYNE	0	223	277	429	415	1,344
	-----	-----	-----	-----	-----	-----
DISTRICT TOTALS	0	256	301	557	496	1,610
DISTRICT 10						
OSAGE	0	82	61	224	5	372
	-----	-----	-----	-----	-----	-----
DISTRICT TOTALS	0	82	61	224	5	372
DISTRICT 11						
NOWATA	0	13	20	67	14	114
WASHINGTON	0	226	10	178	99	513
	-----	-----	-----	-----	-----	-----
DISTRICT TOTALS	0	239	30	245	113	627

CASELOAD INVENTORY FOR
SMALL CLAIMS DISPOSITIONS
JULY 1, 1988 - JUNE 30, 1989

	JURY TRIALS	NON-JURY TRIALS	VOLUNTARY DISMISSALS	DISMISSED- DEFAULT JUDGMENT	FAILURE TO PROSECUTE	TOTAL DISPOSITIONS
DISTRICT 12						
CRAIG	0	58	40	156	42	296
MAYES	0	134	104	252	109	599
ROGERS	0	130	62	170	148	510
	-----	-----	-----	-----	-----	-----
DISTRICT TOTALS	0	322	206	578	299	1,405
DISTRICT 13						
DELAWARE	0	91	31	152	49	323
OTTAWA	0	121	94	161	97	473
	-----	-----	-----	-----	-----	-----
DISTRICT TOTALS	0	212	125	313	146	796
DISTRICT 14						
PAWNEE	0	40	44	57	57	198
TULSA	0	12,782	5,783	20,016	1,136	39,717
	-----	-----	-----	-----	-----	-----
DISTRICT TOTALS	0	12,822	5,827	20,073	1,193	39,915
DISTRICT 15						
ADAIR	0	41	47	105	36	229
CHEROKEE	0	67	163	461	298	989
MUSKOGEE	0	165	216	1,269	326	1,976
SEQUOYAH	0	103	31	164	15	313
WAGONER	0	199	21	177	14	411
	-----	-----	-----	-----	-----	-----
DISTRICT TOTALS	0	575	478	2,176	689	3,918
DISTRICT 16						
HASKELL	0	35	19	19	1	74
LATIMER	0	43	24	18	8	93
LE FLORE	0	120	82	170	109	481
	-----	-----	-----	-----	-----	-----
DISTRICT TOTALS	0	198	125	207	118	648
DISTRICT 17						
CHOCTAW	0	5	53	125	40	223
MCCURTAIN	0	115	34	198	7	354
PUSHMATAHA	0	33	20	56	8	117
	-----	-----	-----	-----	-----	-----
DISTRICT TOTALS	0	153	107	379	55	694

CASELOAD INVENTORY FOR
SMALL CLAIMS DISPOSITIONS
JULY 1, 1988 - JUNE 30, 1989

	JURY TRIALS	NON-JURY TRIALS	VOLUNTARY DISMISSALS	DISMISSED- DEFAULT JUDGMENT	FAILURE TO PROSECUTE	TOTAL DISPOSITIONS
DISTRICT 18						
MCINTOSH	0	38	48	130	39	255
PITTSBURG	0	125	106	330	87	648
	-----	-----	-----	-----	-----	-----
DISTRICT TOTALS	0	163	154	460	126	903
DISTRICT 19						
BRYAN	0	105	68	184	83	440
	-----	-----	-----	-----	-----	-----
DISTRICT TOTALS	0	105	68	184	83	440
DISTRICT 20						
CARTER	0	140	156	1,187	225	1,708
JOHNSTON	0	56	18	40	24	138
LOVE	0	23	21	44	3	91
MARSHALL	0	40	33	97	0	170
MURRAY	14	59	23	90	36	222
	-----	-----	-----	-----	-----	-----
DISTRICT TOTALS	14	318	251	1,458	288	2,329
DISTRICT 21						
CLEVELAND	0	422	250	1,121	1,011	2,804
GARVIN	0	81	47	140	29	297
MCCLAIN	0	62	8	57	11	138
	-----	-----	-----	-----	-----	-----
DISTRICT TOTALS	0	565	305	1,318	1,051	3,239
DISTRICT 22						
HUGHES	0	148	26	0	5	179
PONTOTOC	2	114	284	408	394	1,202
SEMINOLE	0	88	96	260	39	483
	-----	-----	-----	-----	-----	-----
DISTRICT TOTALS	2	350	406	668	438	1,864
DISTRICT 23						
LINCOLN	0	57	59	128	16	260
POTTAWATOMIE	0	165	160	483	46	854
	-----	-----	-----	-----	-----	-----
DISTRICT TOTALS	0	222	219	611	62	1,114

CASELOAD INVENTORY FOR
SMALL CLAIMS DISPOSITIONS
JULY 1, 1988 - JUNE 30, 1989

	JURY TRIALS	NON-JURY TRIALS	VOLUNTARY DISMISSALS	DISMISSED- DEFAULT JUDGMENT	FAILURE TO PROSECUTE	TOTAL DISPOSITIONS
DISTRICT 24						
CREEK	0	162	76	498	46	782
OKFUSKEE	0	63	9	44	12	128
OKMULGEE	0	193	158	488	240	1,079
	-----	-----	-----	-----	-----	-----
DISTRICT TOTALS	0	418	243	1,030	298	1,989
DISTRICT 25						
ATOKA	0	33	7	63	0	103
COAL	0	30	11	9	9	59
	-----	-----	-----	-----	-----	-----
DISTRICT TOTALS	0	63	18	72	9	162
DISTRICT 26						
CANADIAN	0	344	146	296	15	801
	-----	-----	-----	-----	-----	-----
DISTRICT TOTALS	0	344	146	296	15	801
	-----	-----	-----	-----	-----	-----
STATEWIDE TOTALS	23	34,287	13,137	35,961	7,674	91,082

CASELOAD INVENTORY FOR
CRIMINAL FELONY LITIGATION - TOTAL FELONY
JULY 1, 1988 - JUNE 30, 1989

	CASES PENDING 7/01/88	CASES FILED	TOTAL CASELOAD	CASES DISPOSED	PERCENT OF CASELOAD TERMINATED	CASES PENDING 6/30/89
DISTRICT 01						
BEAVER	22	35	57	39	68.4	18
CIMARRON	37	35	72	45	62.5	27
HARPER	35	24	59	26	44.0	0
TEXAS	223	172	395	135	34.1	222
	-----	-----	-----	-----	-----	-----
DISTRICT TOTALS	317	266	583	245	42.0	267
DISTRICT 02						
BECKHAM	22	251	273	93	34.0	163
CUSTER	60	219	279	226	81.0	0
ELLIS	16	10	26	20	76.9	6
GREER	89	52	141	43	30.5	0
HARMON	11	23	34	20	58.8	0
ROGER MILLS	14	27	41	24	58.5	17
	-----	-----	-----	-----	-----	-----
DISTRICT TOTALS	212	582	794	426	53.6	186
DISTRICT 03						
JACKSON	861	268	1,129	252	22.3	0
KIOWA	207	87	294	115	39.1	0
TILLMAN	59	79	138	90	65.2	0
WASHITA	117	37	154	33	21.4	0
	-----	-----	-----	-----	-----	-----
DISTRICT TOTALS	1,244	471	1,715	490	28.5	0
DISTRICT 04						
ALFALFA	27	49	76	33	43.4	43
BLAINE	150	115	265	76	28.6	0
DEWEY	105	34	139	50	35.9	89
GARFIELD	1,250	605	1,855	409	22.0	1,446
GRANT	25	47	72	46	63.8	26
KINGFISHER	120	92	212	113	53.3	99
MAJOR	91	34	125	36	28.8	0
WOODS	65	56	121	67	55.3	62
WOODWARD	436	284	720	291	40.4	402
	-----	-----	-----	-----	-----	-----
DISTRICT TOTALS	2,269	1,316	3,585	1,121	31.2	2,167

CASELOAD INVENTORY FOR
CRIMINAL FELONY LITIGATION - TOTAL FELONY
JULY 1, 1988 - JUNE 30, 1989

	CASES PENDING 7/01/88	CASES FILED	TOTAL CASELOAD	CASES DISPOSED	PERCENT OF CASELOAD TERMINATED	CASES PENDING 6/30/89
DISTRICT 05						
COMANCHE	3,339	673	4,012	517	12.8	3,495
COTTON	24	27	51	23	45.1	24
JEFFERSON	78	98	176	94	53.4	0
STEPHENS	321	200	521	236	45.3	0
	-----	-----	-----	-----	-----	-----
DISTRICT TOTALS	3,762	998	4,760	870	18.2	3,519
DISTRICT 06						
CADDO	61	171	232	171	73.7	61
GRADY	360	243	603	202	33.5	0
	-----	-----	-----	-----	-----	-----
DISTRICT TOTALS	421	414	835	373	44.6	61
DISTRICT 07						
OKLAHOMA	29,536	6,934	36,470	5,450	14.9	29,952
	-----	-----	-----	-----	-----	-----
DISTRICT TOTALS	29,536	6,934	36,470	5,450	14.9	29,952
DISTRICT 08						
KAY	308	414	722	353	48.8	0
NOBLE	32	63	95	62	65.2	0
	-----	-----	-----	-----	-----	-----
DISTRICT TOTALS	340	477	817	415	50.8	0
DISTRICT 09						
LOGAN	254	145	399	146	36.5	253
PAYNE	1,288	422	1,710	370	21.6	0
	-----	-----	-----	-----	-----	-----
DISTRICT TOTALS	1,542	567	2,109	516	24.4	253
DISTRICT 10						
OSAGE	400	252	652	170	26.0	0
	-----	-----	-----	-----	-----	-----
DISTRICT TOTALS	400	252	652	170	26.0	0
DISTRICT 11						
NOWATA	110	52	162	111	68.5	0
WASHINGTON	344	386	730	368	50.4	359
	-----	-----	-----	-----	-----	-----
DISTRICT TOTALS	454	438	892	479	53.7	359

CASELOAD INVENTORY FOR
CRIMINAL FELONY LITIGATION - TOTAL FELONY
JULY 1, 1988 - JUNE 30, 1989

	CASES PENDING 7/01/88	CASES FILED	TOTAL CASELOAD	CASES DISPOSED	PERCENT OF CASELOAD TERMINATED	CASES PENDING 6/30/89
DISTRICT 12						
CRAIG	93	88	181	83	45.8	102
MAYES	80	228	308	194	62.9	0
ROGERS	184	355	539	247	45.8	0
	-----	-----	-----	-----	-----	-----
DISTRICT TOTALS	357	671	1,028	524	50.9	102
DISTRICT 13						
DELAWARE	401	174	575	165	28.7	0
OTTAWA	281	351	632	325	51.4	0
	-----	-----	-----	-----	-----	-----
DISTRICT TOTALS	682	525	1,207	490	40.6	0
DISTRICT 14						
PAWNEE	55	78	133	64	48.1	69
TULSA	486	5,597	6,083	5,968	98.1	0
	-----	-----	-----	-----	-----	-----
DISTRICT TOTALS	541	5,675	6,216	6,032	97.0	69
DISTRICT 15						
ADAIR	278	201	479	132	27.5	347
CHEROKEE	616	182	798	186	23.3	0
MUSKOGEE	576	641	1,217	573	47.0	0
SEQUOYAH	697	347	1,044	183	17.5	0
WAGONER	282	171	453	150	33.1	303
	-----	-----	-----	-----	-----	-----
DISTRICT TOTALS	2,449	1,542	3,991	1,224	30.6	650
DISTRICT 16						
HASKELL	123	64	187	70	37.4	117
LATIMER	41	76	117	78	66.6	39
LE FLORE	345	317	662	315	47.5	347
	-----	-----	-----	-----	-----	-----
DISTRICT TOTALS	509	457	966	463	47.9	503
DISTRICT 17						
CHOCTAW	163	143	306	166	54.2	171
MCCURTAIN	264	239	503	204	40.5	0
PUSHMATAHA	215	104	319	133	41.6	186
	-----	-----	-----	-----	-----	-----
DISTRICT TOTALS	642	486	1,128	503	44.5	357

CASELOAD INVENTORY FOR
CRIMINAL FELONY LITIGATION - TOTAL FELONY
JULY 1, 1988 - JUNE 30, 1989

	CASES PENDING 7/01/88	CASES FILED	TOTAL CASELOAD	CASES DISPOSED	PERCENT OF CASELOAD TERMINATED	CASES PENDING 6/30/89
DISTRICT 18						
MCINTOSH	99	120	219	121	55.2	0
PITTSBURG	737	556	1,293	381	29.4	0
	-----	-----	-----	-----	-----	-----
DISTRICT TOTALS	836	676	1,512	502	33.2	0
DISTRICT 19						
BRYAN	391	460	851	366	43.0	459
	-----	-----	-----	-----	-----	-----
DISTRICT TOTALS	391	460	851	366	43.0	459
DISTRICT 20						
CARTER	330	541	871	392	45.0	0
JOHNSTON	36	77	113	81	71.6	0
LOVE	53	64	117	58	49.5	59
MARSHALL	28	104	132	97	73.4	35
MURRAY	56	117	173	136	78.6	39
	-----	-----	-----	-----	-----	-----
DISTRICT TOTALS	503	903	1,406	764	54.3	133
DISTRICT 21						
CLEVELAND	2,124	1,731	3,855	1,273	33.0	2,564
GARVIN	312	278	590	163	27.6	427
MCCLAIN	533	187	720	104	14.4	616
	-----	-----	-----	-----	-----	-----
DISTRICT TOTALS	2,969	2,196	5,165	1,540	29.8	3,607
DISTRICT 22						
HUGHES	158	104	262	87	33.2	168
PONTOTOC	144	219	363	236	65.0	0
SEMINOLE	294	245	539	351	65.1	220
	-----	-----	-----	-----	-----	-----
DISTRICT TOTALS	596	568	1,164	674	57.9	388
DISTRICT 23						
LINCOLN	97	163	260	129	49.6	0
POTTAWATOMIE	557	390	947	438	46.2	509
	-----	-----	-----	-----	-----	-----
DISTRICT TOTALS	654	553	1,207	567	46.9	509

CASELOAD INVENTORY FOR
CRIMINAL FELONY LITIGATION - TOTAL FELONY
JULY 1, 1988 - JUNE 30, 1989

	CASES PENDING 7/01/88	CASES FILED	TOTAL CASELOAD	CASES DISPOSED	PERCENT OF CASELOAD TERMINATED	CASES PENDING 6/30/89
DISTRICT 24						
CREEK	826	420	1,246	412	33.0	870
OKFUSKEE	178	142	320	234	73.1	86
OKMULGEE	69	294	363	318	87.6	0
	-----	-----	-----	-----	-----	-----
DISTRICT TOTALS	1,073	856	1,929	964	49.9	956
DISTRICT 25						
ATOKA	83	160	243	159	65.4	84
COAL	61	67	128	92	71.8	0
	-----	-----	-----	-----	-----	-----
DISTRICT TOTALS	144	227	371	251	67.6	84
DISTRICT 26						
CANADIAN	1,131	622	1,753	461	26.3	1,202
	-----	-----	-----	-----	-----	-----
DISTRICT TOTALS	1,131	622	1,753	461	26.3	1,202
	-----	-----	-----	-----	-----	-----
STATEWIDE TOTALS	53,974	29,132	83,106	25,860	31.1	45,783

CASELOAD INVENTORY FOR
CRIMINAL FELONY DISPOSITIONS - TOTAL FELONY
JULY 1, 1988 - JUNE 30, 1989

	JURY TRIALS	NON-JURY TRIALS	GUILTY PLEAS	DISMISSALS	TOTAL DISPOSITIONS
DISTRICT 01					
BEAVER	0	1	26	12	39
CIMARRON	3	0	3	39	45
HARPER	0	0	7	19	26
TEXAS	6	3	86	40	135
	-----	-----	-----	-----	-----
DISTRICT TOTALS	9	4	122	110	245
DISTRICT 02					
BECKHAM	14	2	57	20	93
CUSTER	6	17	149	54	226
ELLIS	0	1	5	14	20
GREER	4	1	24	14	43
HARMON	0	7	12	1	20
ROGER MILLS	3	1	7	13	24
	-----	-----	-----	-----	-----
DISTRICT TOTALS	27	29	254	116	426
DISTRICT 03					
JACKSON	5	186	19	42	252
KIOWA	7	0	85	23	115
TILLMAN	1	0	65	24	90
WASHITA	2	1	20	10	33
	-----	-----	-----	-----	-----
DISTRICT TOTALS	15	187	189	99	490
DISTRICT 04					
ALFALFA	2	0	29	2	33
BLAINE	1	1	19	55	76
DEWEY	0	4	17	29	50
GARFIELD	7	4	192	206	409
GRANT	3	0	31	12	46
KINGFISHER	2	0	52	59	113
MAJOR	2	2	4	28	36
WOODS	1	1	24	41	67
WOODWARD	0	11	132	148	291
	-----	-----	-----	-----	-----
DISTRICT TOTALS	18	23	500	580	1,121

CASELOAD INVENTORY FOR
CRIMINAL FELONY DISPOSITIONS - TOTAL FELONY
JULY 1, 1988 - JUNE 30, 1989

	JURY TRIALS	NON-JURY TRIALS	GUILTY PLEAS	DISMISSALS	TOTAL DISPOSITIONS
DISTRICT 05					
COMANCHE	121	1	360	35	517
COTTON	2	2	9	10	23
JEFFERSON	17	0	55	22	94
STEPHENS	14	2	159	61	236
	-----	-----	-----	-----	-----
DISTRICT TOTALS	154	5	583	128	870
 DISTRICT 06					
CADDO	9	0	152	10	171
GRADY	14	4	146	38	202
	-----	-----	-----	-----	-----
DISTRICT TOTALS	23	4	298	48	373
 DISTRICT 07					
OKLAHOMA	86	10	4,221	1,133	5,450
	-----	-----	-----	-----	-----
DISTRICT TOTALS	86	10	4,221	1,133	5,450
 DISTRICT 08					
KAY	8	0	306	39	353
NOBLE	0	0	49	13	62
	-----	-----	-----	-----	-----
DISTRICT TOTALS	8	0	355	52	415
 DISTRICT 09					
LOGAN	4	0	94	48	146
PAYNE	5	0	158	207	370
	-----	-----	-----	-----	-----
DISTRICT TOTALS	9	0	252	255	516
 DISTRICT 10					
OSAGE	5	0	75	90	170
	-----	-----	-----	-----	-----
DISTRICT TOTALS	5	0	75	90	170
 DISTRICT 11					
NOWATA	2	1	19	89	111
WASHINGTON	5	10	288	65	368
	-----	-----	-----	-----	-----
DISTRICT TOTALS	7	11	307	154	479

CASELOAD INVENTORY FOR
CRIMINAL FELONY DISPOSITIONS - TOTAL FELONY
JULY 1, 1988 - JUNE 30, 1989

	JURY TRIALS	NON-JURY TRIALS	GUILTY PLEAS	DISMISSALS	TOTAL DISPOSITIONS
DISTRICT 12					
CRAIG	4	0	47	32	83
MAYES	7	1	148	38	194
ROGERS	6	1	175	65	247
	-----	-----	-----	-----	-----
DISTRICT TOTALS	17	2	370	135	524
DISTRICT 13					
DELAWARE	6	0	111	48	165
OTTAWA	8	4	220	93	325
	-----	-----	-----	-----	-----
DISTRICT TOTALS	14	4	331	141	490
DISTRICT 14					
PAWNEE	1	0	35	28	64
TULSA	103	21	3,794	2,050	5,968
	-----	-----	-----	-----	-----
DISTRICT TOTALS	104	21	3,829	2,078	6,032
DISTRICT 15					
ADAIR	2	23	39	68	132
CHEROKEE	3	0	115	68	186
MUSKOGEE	21	17	442	93	573
SEQUOYAH	14	13	123	33	183
WAGONER	4	7	120	19	150
	-----	-----	-----	-----	-----
DISTRICT TOTALS	44	60	839	281	1,224
DISTRICT 16					
HASKELL	0	5	47	18	70
LATIMER	6	0	51	21	78
LE FLORE	12	1	152	150	315
	-----	-----	-----	-----	-----
DISTRICT TOTALS	18	6	250	189	463
DISTRICT 17					
CHOCTAW	7	33	71	55	166
MCCURTAIN	14	15	128	47	204
PUSHMATAHA	0	5	44	84	133
	-----	-----	-----	-----	-----
DISTRICT TOTALS	21	53	243	186	503

CASELOAD INVENTORY FOR
CRIMINAL FELONY DISPOSITIONS - TOTAL FELONY
JULY 1, 1988 - JUNE 30, 1989

	JURY TRIALS	NON-JURY TRIALS	GUILTY PLEAS	DISMISSALS	TOTAL DISPOSITIONS
DISTRICT 18					
MCINTOSH	4	1	95	21	121
PITTSBURG	17	24	244	96	381
	-----	-----	-----	-----	-----
DISTRICT TOTALS	21	25	339	117	502
DISTRICT 19					
BRYAN	21	0	126	219	366
	-----	-----	-----	-----	-----
DISTRICT TOTALS	21	0	126	219	366
DISTRICT 20					
CARTER	31	2	265	94	392
JOHNSTON	3	0	43	35	81
LOVE	4	5	41	8	58
MARSHALL	9	2	76	10	97
MURRAY	3	3	103	27	136
	-----	-----	-----	-----	-----
DISTRICT TOTALS	50	12	528	174	764
DISTRICT 21					
CLEVELAND	21	3	923	326	1,273
GARVIN	4	1	99	59	163
MCCLAIN	2	4	55	43	104
	-----	-----	-----	-----	-----
DISTRICT TOTALS	27	8	1,077	428	1,540
DISTRICT 22					
HUGHES	3	0	76	8	87
PONTOTOC	14	0	137	85	236
SEMINOLE	10	0	186	155	351
	-----	-----	-----	-----	-----
DISTRICT TOTALS	27	0	399	248	674
DISTRICT 23					
LINCOLN	7	2	67	53	129
POTTAWATOMIE	10	2	260	166	438
	-----	-----	-----	-----	-----
DISTRICT TOTALS	17	4	327	219	567

CASELOAD INVENTORY FOR
CRIMINAL FELONY DISPOSITIONS - TOTAL FELONY
JULY 1, 1988 - JUNE 30, 1989

	JURY TRIALS	NON-JURY TRIALS	GUILTY PLEAS	DISMISSALS	TOTAL DISPOSITIONS
DISTRICT 24					
CREEK	14	3	257	138	412
OKFUSKEE	4	24	18	188	234
OKMULGEE	12	8	223	75	318
	-----	-----	-----	-----	-----
DISTRICT TOTALS	30	35	498	401	964
 DISTRICT 25					
ATOKA	17	0	91	51	159
COAL	2	0	51	39	92
	-----	-----	-----	-----	-----
DISTRICT TOTALS	19	0	142	90	251
 DISTRICT 26					
CANADIAN	5	6	292	158	461
	-----	-----	-----	-----	-----
DISTRICT TOTALS	5	6	292	158	461
	-----	-----	-----	-----	-----
STATEWIDE TOTALS	796	509	16,746	7,829	25,880

CASELOAD INVENTORY FOR
CRIMINAL FELONY LITIGATION - D.U.I.
JULY 1, 1988 - JUNE 30, 1989

	CASES PENDING 7/01/88	CASES FILED	TOTAL CASELOAD	CASES DISPOSED	PERCENT OF CASELOAD TERMINATED	CASES PENDING 6/30/89
DISTRICT 01						
BEAVER	3	9	12	10	83.3	2
CIMARRON	0	0	0	0	0.0	0
HARPER	1	0	1	0	0.0	0
TEXAS	6	20	26	18	69.2	5
	-----	-----	-----	-----	-----	-----
DISTRICT TOTALS	10	29	39	28	71.7	7
DISTRICT 02						
BECKHAM	13	16	29	24	82.7	4
CUSTER	1	26	27	21	77.7	0
ELLIS	1	2	3	2	66.6	1
GREER	9	3	12	7	58.3	0
HARMON	0	0	0	0	0.0	0
ROGER MILLS	1	2	3	0	0.0	3
	-----	-----	-----	-----	-----	-----
DISTRICT TOTALS	25	49	74	54	72.9	8
DISTRICT 03						
JACKSON	4	1	5	4	80.0	0
KIOWA	0	3	3	0	0.0	0
TILLMAN	3	7	10	9	90.0	0
WASHITA	0	4	4	3	75.0	0
	-----	-----	-----	-----	-----	-----
DISTRICT TOTALS	7	15	22	16	72.7	0
DISTRICT 04						
ALFALFA	0	2	2	1	50.0	1
BLAINE	14	7	21	8	38.1	0
DEWEY	4	2	6	2	33.3	4
GARFIELD	75	53	128	38	29.6	90
GRANT	2	0	2	2	100.0	0
KINGFISHER	9	9	18	12	66.6	6
MAJOR	2	0	2	0	0.0	0
WOODS	1	6	7	5	71.4	2
WOODWARD	2	47	49	22	44.9	5
	-----	-----	-----	-----	-----	-----
DISTRICT TOTALS	109	126	235	90	38.3	108

CASELOAD INVENTORY FOR
CRIMINAL FELONY LITIGATION - D.U.I.
JULY 1, 1988 - JUNE 30, 1989

	CASES PENDING 7/01/88	CASES FILED	TOTAL CASELOAD	CASES DISPOSED	PERCENT OF CASELOAD TERMINATED	CASES PENDING 6/30/89
DISTRICT 05						
COMANCHE	14	10	24	7	29.1	17
COTTON	0	2	2	0	0.0	0
JEFFERSON	9	11	20	16	80.0	0
STEPHENS	21	42	63	47	74.6	0
	-----	-----	-----	-----	-----	-----
DISTRICT TOTALS	44	65	109	70	64.2	17
DISTRICT 06						
CADDO	8	20	28	20	71.4	8
GRADY	12	21	33	17	51.5	0
	-----	-----	-----	-----	-----	-----
DISTRICT TOTALS	20	41	61	37	60.6	8
DISTRICT 07						
OKLAHOMA	211	772	983	690	70.1	213
	-----	-----	-----	-----	-----	-----
DISTRICT TOTALS	211	772	983	690	70.1	213
DISTRICT 08						
KAY	18	63	81	60	74.0	0
NOBLE	3	12	15	13	86.6	0
	-----	-----	-----	-----	-----	-----
DISTRICT TOTALS	21	75	96	73	76.0	0
DISTRICT 09						
LOGAN	14	17	31	15	48.3	16
PAYNE	107	63	170	64	37.6	0
	-----	-----	-----	-----	-----	-----
DISTRICT TOTALS	121	80	201	79	39.3	16
DISTRICT 10						
OSAGE	3	3	6	3	50.0	0
	-----	-----	-----	-----	-----	-----
DISTRICT TOTALS	3	3	6	3	50.0	0
DISTRICT 11						
NOWATA	3	5	8	6	75.0	0
WASHINGTON	7	31	38	26	68.4	17
	-----	-----	-----	-----	-----	-----
DISTRICT TOTALS	10	36	46	32	69.5	17

CASELOAD INVENTORY FOR
CRIMINAL FELONY LITIGATION - D.U.I.
JULY 1, 1988 - JUNE 30, 1989

	CASES PENDING 7/01/88	CASES FILED	TOTAL CASELOAD	CASES DISPOSED	PERCENT OF CASELOAD TERMINATED	CASES PENDING 6/30/89
DISTRICT 12						
CRAIG	3	21	24	18	75.0	6
MAYES	9	32	41	25	60.9	0
ROGERS	31	43	74	31	41.8	0
	-----	-----	-----	-----	-----	-----
DISTRICT TOTALS	43	96	139	74	53.2	6
DISTRICT 13						
DELAWARE	17	9	26	3	11.5	0
OTTAWA	3	15	18	14	77.7	0
	-----	-----	-----	-----	-----	-----
DISTRICT TOTALS	20	24	44	17	38.6	0
DISTRICT 14						
PAWNEE	0	0	0	0	0.0	0
TULSA	45	459	504	493	97.8	0
	-----	-----	-----	-----	-----	-----
DISTRICT TOTALS	45	459	504	493	97.8	0
DISTRICT 15						
ADAIR	16	13	29	10	34.4	19
CHEROKEE	10	9	19	6	31.5	0
MUSKOGEE	17	58	75	53	70.6	0
SEQUOYAH	12	37	49	20	40.8	0
WAGONER	35	21	56	29	51.7	27
	-----	-----	-----	-----	-----	-----
DISTRICT TOTALS	90	138	228	118	51.7	46
DISTRICT 16						
HASKELL	2	0	2	0	0.0	2
LATIMER	0	0	0	0	0.0	0
LE FLORE	4	6	10	7	70.0	3
	-----	-----	-----	-----	-----	-----
DISTRICT TOTALS	6	6	12	7	58.3	5
DISTRICT 17						
CHOCTAW	5	4	9	2	22.2	6
MCCURTAIN	11	0	11	0	0.0	0
PUSHMATAHA	5	0	5	0	0.0	5
	-----	-----	-----	-----	-----	-----
DISTRICT TOTALS	21	4	25	2	8.0	11

CASELOAD INVENTORY FOR
CRIMINAL FELONY LITIGATION - D.U.I.
JULY 1, 1988 - JUNE 30, 1989

	CASES PENDING 7/01/88	CASES FILED	TOTAL CASELOAD	CASES DISPOSED	PERCENT OF CASELOAD TERMINATED	CASES PENDING 6/30/89
DISTRICT 18						
MCINTOSH	7	13	20	17	85.0	0
PITTSBURG	14	21	35	18	51.4	0
	-----	-----	-----	-----	-----	-----
DISTRICT TOTALS	21	34	55	35	63.6	0
DISTRICT 19						
BRYAN	12	21	33	18	54.5	18
	-----	-----	-----	-----	-----	-----
DISTRICT TOTALS	12	21	33	18	54.5	18
DISTRICT 20						
CARTER	26	128	154	97	62.9	0
JOHNSTON	4	6	10	7	70.0	0
LOVE	2	2	4	4	100.0	0
MARSHALL	5	14	19	19	100.0	0
MURRAY	2	15	17	15	88.2	4
	-----	-----	-----	-----	-----	-----
DISTRICT TOTALS	39	165	204	142	69.6	4
DISTRICT 21						
CLEVELAND	43	107	150	88	58.6	61
GARVIN	10	9	19	13	68.4	6
MCCLAIN	16	8	24	10	41.6	14
	-----	-----	-----	-----	-----	-----
DISTRICT TOTALS	69	124	193	111	57.5	81
DISTRICT 22						
HUGHES	8	10	18	7	38.8	10
PONTOTOC	11	16	27	16	59.2	0
SEMINOLE	6	13	19	10	52.6	6
	-----	-----	-----	-----	-----	-----
DISTRICT TOTALS	25	39	64	33	51.5	16
DISTRICT 23						
LINCOLN	12	28	40	25	62.5	0
POTTAWATOMIE	18	71	89	82	92.1	7
	-----	-----	-----	-----	-----	-----
DISTRICT TOTALS	30	99	129	107	82.9	7

CASELOAD INVENTORY FOR
CRIMINAL FELONY LITIGATION - D.U.I.
JULY 1, 1988 - JUNE 30, 1989

	CASES PENDING 7/01/88	CASES FILED	TOTAL CASELOAD	CASES DISPOSED	PERCENT OF CASELOAD TERMINATED	CASES PENDING 6/30/89
DISTRICT 24						
CREEK	33	29	62	22	35.4	33
OKFUSKEE	1	11	12	5	41.6	7
OKMULGEE	15	19	34	21	61.7	0
	-----	-----	-----	-----	-----	-----
DISTRICT TOTALS	49	59	108	48	44.4	40
 DISTRICT 25						
ATOKA	8	10	18	13	72.2	5
COAL	1	8	9	6	66.6	0
	-----	-----	-----	-----	-----	-----
DISTRICT TOTALS	9	18	27	19	70.3	5
 DISTRICT 26						
CANADIAN	28	73	101	59	58.4	35
	-----	-----	-----	-----	-----	-----
DISTRICT TOTALS	28	73	101	59	58.4	35
	-----	-----	-----	-----	-----	-----
STATEWIDE TOTALS	1,088	2,650	3,738	2,455	65.6	668

CASELOAD INVENTORY FOR
CRIMINAL FELONY DISPOSITIONS - D.U.I.
JULY 1, 1988 - JUNE 30, 1989

	JURY TRIALS	NON-JURY TRIALS	GUILTY PLEAS	DISMISSALS	TOTAL DISPOSITIONS
DISTRICT 01					
BEAVER	0	0	10	0	10
CIMARRON	0	0	0	0	0
HARPER	0	0	0	0	0
TEXAS	1	0	16	1	18
	-----	-----	-----	-----	-----
DISTRICT TOTALS	1	0	26	1	28
DISTRICT 02					
BECKHAM	0	0	23	1	24
CUSTER	0	0	21	0	21
ELLIS	0	0	1	1	2
GREER	0	0	7	0	7
HARMON	0	0	0	0	0
ROGER MILLS	0	0	0	0	0
	-----	-----	-----	-----	-----
DISTRICT TOTALS	0	0	52	2	54
DISTRICT 03					
JACKSON	0	4	0	0	4
KIOWA	0	0	0	0	0
TILLMAN	0	0	7	2	9
WASHITA	0	0	3	0	3
	-----	-----	-----	-----	-----
DISTRICT TOTALS	0	4	10	2	16
DISTRICT 04					
ALFALFA	0	0	1	0	1
BLAINE	0	0	5	3	8
DEWEY	0	0	0	2	2
GARFIELD	0	0	24	14	38
GRANT	0	0	2	0	2
KINGFISHER	0	0	10	2	12
MAJOR	0	0	0	0	0
WOODS	0	0	5	0	5
WOODWARD	0	0	21	1	22
	-----	-----	-----	-----	-----
DISTRICT TOTALS	0	0	68	22	90

CASELOAD INVENTORY FOR
CRIMINAL FELONY DISPOSITIONS - D.U.I.
JULY 1, 1988 - JUNE 30, 1989

	JURY TRIALS	NON-JURY TRIALS	GUILTY PLEAS	DISMISSALS	TOTAL DISPOSITIONS
DISTRICT 05					
COMANCHE	1	0	6	0	7
COTTON	0	0	0	0	0
JEFFERSON	2	0	11	3	16
STEPHENS	2	0	43	2	47
	-----	-----	-----	-----	-----
DISTRICT TOTALS	5	0	60	5	70
DISTRICT 06					
CADDO	2	0	18	0	20
GRADY	1	1	14	1	17
	-----	-----	-----	-----	-----
DISTRICT TOTALS	3	1	32	1	37
DISTRICT 07					
OKLAHOMA	7	2	662	19	690
	-----	-----	-----	-----	-----
DISTRICT TOTALS	7	2	662	19	690
DISTRICT 08					
KAY	1	0	59	0	60
NOBLE	0	0	12	1	13
	-----	-----	-----	-----	-----
DISTRICT TOTALS	1	0	71	1	73
DISTRICT 09					
LOGAN	0	0	15	0	15
PAYNE	1	0	34	29	64
	-----	-----	-----	-----	-----
DISTRICT TOTALS	1	0	49	29	79
DISTRICT 10					
OSAGE	0	0	1	2	3
	-----	-----	-----	-----	-----
DISTRICT TOTALS	0	0	1	2	3
DISTRICT 11					
NOWATA	0	0	5	1	6
WASHINGTON	0	1	24	1	26
	-----	-----	-----	-----	-----
DISTRICT TOTALS	0	1	29	2	32

CASELOAD INVENTORY FOR
CRIMINAL FELONY DISPOSITIONS - D.U.I.
JULY 1, 1988 - JUNE 30, 1989

	JURY TRIALS	NON-JURY TRIALS	GUILTY PLEAS	DISMISSALS	TOTAL DISPOSITIONS
DISTRICT 12					
CRAIG	0	0	17	1	18
MAYES	0	0	24	1	25
ROGERS	0	0	27	4	31
	-----	-----	-----	-----	-----
DISTRICT TOTALS	0	0	68	6	74
DISTRICT 13					
DELAWARE	0	0	3	0	3
OTTAWA	1	0	12	1	14
	-----	-----	-----	-----	-----
DISTRICT TOTALS	1	0	15	1	17
DISTRICT 14					
PAWNEE	0	0	0	0	0
TULSA	4	1	454	34	493
	-----	-----	-----	-----	-----
DISTRICT TOTALS	4	1	454	34	493
DISTRICT 15					
ADAIR	0	0	8	2	10
CHEROKEE	0	0	5	1	6
MUSKOGEE	1	1	50	1	53
SEQUOYAH	2	2	13	3	20
WAGONER	0	0	29	0	29
	-----	-----	-----	-----	-----
DISTRICT TOTALS	3	3	105	7	118
DISTRICT 16					
HASKELL	0	0	0	0	0
LATIMER	0	0	0	0	0
LE FLORE	0	0	7	0	7
	-----	-----	-----	-----	-----
DISTRICT TOTALS	0	0	7	0	7
DISTRICT 17					
CHOCTAW	0	0	2	0	2
MCCURTAIN	0	0	0	0	0
PUSHMATAHA	0	0	0	0	0
	-----	-----	-----	-----	-----
DISTRICT TOTALS	0	0	2	0	2

CASELOAD INVENTORY FOR
CRIMINAL FELONY DISPOSITIONS - D.U.I.
JULY 1, 1988 - JUNE 30, 1989

	JURY TRIALS	NON-JURY TRIALS	GUILTY PLEAS	DISMISSALS	TOTAL DISPOSITIONS
DISTRICT 18					
MCINTOSH	0	0	16	1	17
PITTSBURG	0	0	17	1	18
	-----	-----	-----	-----	-----
DISTRICT TOTALS	0	0	33	2	35
DISTRICT 19					
BRYAN	1	0	10	7	18
	-----	-----	-----	-----	-----
DISTRICT TOTALS	1	0	10	7	18
DISTRICT 20					
CARTER	6	1	83	7	97
JOHNSTON	1	0	5	1	7
LOVE	1	0	3	0	4
MARSHALL	1	0	18	0	19
MURRAY	0	1	10	4	15
	-----	-----	-----	-----	-----
DISTRICT TOTALS	9	2	119	12	142
DISTRICT 21					
CLEVELAND	0	0	87	1	88
GARVIN	0	0	12	1	13
MCCLAIN	0	0	8	2	10
	-----	-----	-----	-----	-----
DISTRICT TOTALS	0	0	107	4	111
DISTRICT 22					
HUGHES	0	0	7	0	7
PONTOTOC	0	0	14	2	16
SEMINOLE	1	0	9	0	10
	-----	-----	-----	-----	-----
DISTRICT TOTALS	1	0	30	2	33
DISTRICT 23					
LINCOLN	2	0	18	5	25
POTTAWATOMIE	0	0	75	7	82
	-----	-----	-----	-----	-----
DISTRICT TOTALS	2	0	93	12	107

CASELOAD INVENTORY FOR
CRIMINAL FELONY DISPOSITIONS - D.U.I.
JULY 1, 1988 - JUNE 30, 1989

	JURY TRIALS	NON-JURY TRIALS	GUILTY PLEAS	DISMISSALS	TOTAL DISPOSITIONS
DISTRICT 24					
CREEK	2	0	19	1	22
OKFUSKEE	0	1	4	0	5
OKMULGEE	1	0	20	0	21
	-----	-----	-----	-----	-----
DISTRICT TOTALS	3	1	43	1	48
 DISTRICT 25					
ATOKA	0	0	12	1	13
COAL	0	0	5	1	6
	-----	-----	-----	-----	-----
DISTRICT TOTALS	0	0	17	2	19
 DISTRICT 26					
CANADIAN	0	1	54	4	59
	-----	-----	-----	-----	-----
DISTRICT TOTALS	0	1	54	4	59
	-----	-----	-----	-----	-----
STATEWIDE TOTALS	42	16	2,217	180	2,455

CASELOAD INVENTORY FOR
CRIMINAL FELONY LITIGATION - OTHER FELONY
JULY 1, 1988 - JUNE 30, 1989

	CASES PENDING 7/01/88	CASES FILED	TOTAL CASELOAD	CASES DISPOSED	PERCENT OF CASELOAD TERMINATED	CASES PENDING 6/30/89
DISTRICT 01						
BEAVER	19	26	45	29	64.4	16
CIMARRON	37	35	72	45	62.5	27
HARPER	34	24	58	26	44.8	0
TEXAS	217	152	369	117	31.7	217
	-----	-----	-----	-----	-----	-----
DISTRICT TOTALS	307	237	544	217	39.8	260
DISTRICT 02						
BECKHAM	9	235	244	69	28.2	159
CUSTER	59	193	252	205	81.3	0
ELLIS	15	8	23	18	78.2	5
GREER	80	49	129	36	27.9	0
HARMON	11	23	34	20	58.8	0
ROGER MILLS	13	25	38	24	63.1	14
	-----	-----	-----	-----	-----	-----
DISTRICT TOTALS	187	533	720	372	51.6	178
DISTRICT 03						
JACKSON	857	267	1,124	248	22.0	0
KIOWA	207	84	291	115	39.5	0
TILLMAN	56	72	128	81	63.2	0
WASHITA	117	33	150	30	20.0	0
	-----	-----	-----	-----	-----	-----
DISTRICT TOTALS	1,237	456	1,693	474	28.0	0
DISTRICT 04						
ALFALFA	27	47	74	32	43.2	42
BLAINE	136	108	244	68	27.8	0
DEWEY	101	32	133	48	36.0	85
GARFIELD	1,175	552	1,727	371	21.4	1,356
GRANT	23	47	70	44	62.8	26
KINGFISHER	111	83	194	101	52.0	93
MAJOR	89	34	123	36	29.2	0
WOODS	64	50	114	62	54.3	60
WOODWARD	434	237	671	269	40.0	397
	-----	-----	-----	-----	-----	-----
DISTRICT TOTALS	2,160	1,190	3,350	1,031	30.7	2,059

CASELOAD INVENTORY FOR
CRIMINAL FELONY LITIGATION - OTHER FELONY
JULY 1, 1988 - JUNE 30, 1989

	CASES PENDING 7/01/88	CASES FILED	TOTAL CASELOAD	CASES DISPOSED	PERCENT OF CASELOAD TERMINATED	CASES PENDING 6/30/89
DISTRICT 05						
COMANCHE	3,325	663	3,988	510	12.7	3,478
COTTON	24	25	49	23	46.9	24
JEFFERSON	69	87	156	78	50.0	0
STEPHENS	300	158	458	189	41.2	0
	-----	-----	-----	-----	-----	-----
DISTRICT TOTALS	3,718	933	4,651	800	17.2	3,502
DISTRICT 06						
CADDO	53	151	204	151	74.0	53
GRADY	348	222	570	185	32.4	0
	-----	-----	-----	-----	-----	-----
DISTRICT TOTALS	401	373	774	336	43.4	53
DISTRICT 07						
OKLAHOMA	29,325	6,162	35,487	4,760	13.4	29,739
	-----	-----	-----	-----	-----	-----
DISTRICT TOTALS	29,325	6,162	35,487	4,760	13.4	29,739
DISTRICT 08						
KAY	290	351	641	293	45.7	0
NOBLE	29	51	80	49	61.2	0
	-----	-----	-----	-----	-----	-----
DISTRICT TOTALS	319	402	721	342	47.4	0
DISTRICT 09						
LOGAN	240	128	368	131	35.6	237
PAYNE	1,181	359	1,540	306	19.8	0
	-----	-----	-----	-----	-----	-----
DISTRICT TOTALS	1,421	487	1,908	437	22.9	237
DISTRICT 10						
OSAGE	397	249	646	167	25.8	0
	-----	-----	-----	-----	-----	-----
DISTRICT TOTALS	397	249	646	167	25.8	0
DISTRICT 11						
NOWATA	107	47	154	105	68.1	0
WASHINGTON	337	355	692	342	49.4	342
	-----	-----	-----	-----	-----	-----
DISTRICT TOTALS	444	402	846	447	52.8	342

CASELOAD INVENTORY FOR
CRIMINAL FELONY LITIGATION - OTHER FELONY
JULY 1, 1988 - JUNE 30, 1989

	CASES PENDING 7/01/88	CASES FILED	TOTAL CASELOAD	CASES DISPOSED	PERCENT OF CASELOAD TERMINATED	CASES PENDING 6/30/89
DISTRICT 12						
CRAIG	90	67	157	65	41.4	96
MAYES	71	196	267	169	63.3	0
ROGERS	153	312	465	216	46.4	0
	-----	-----	-----	-----	-----	-----
DISTRICT TOTALS	314	575	889	450	50.6	96
DISTRICT 13						
DELAWARE	384	165	549	162	29.5	0
OTTAWA	278	336	614	311	50.6	0
	-----	-----	-----	-----	-----	-----
DISTRICT TOTALS	662	501	1,163	473	40.6	0
DISTRICT 14						
PAWNEE	55	78	133	64	48.1	69
TULSA	441	5,138	5,579	5,475	98.1	0
	-----	-----	-----	-----	-----	-----
DISTRICT TOTALS	496	5,216	5,712	5,539	96.9	69
DISTRICT 15						
ADAIR	262	188	450	122	27.1	328
CHEROKEE	606	173	779	180	23.1	0
MUSKOGEE	559	583	1,142	520	45.5	0
SEQUOYAH	685	310	995	163	16.3	0
WAGONER	247	150	397	121	30.4	276
	-----	-----	-----	-----	-----	-----
DISTRICT TOTALS	2,359	1,404	3,763	1,106	29.3	604
DISTRICT 16						
HASKELL	121	64	185	70	37.8	115
LATIMER	41	76	117	78	66.6	39
LE FLORE	341	311	652	308	47.2	344
	-----	-----	-----	-----	-----	-----
DISTRICT TOTALS	503	451	954	456	47.8	498
DISTRICT 17						
CHOCTAW	158	139	297	164	55.2	165
MCCURTAIN	253	239	492	204	41.4	0
PUSHMATAHA	210	104	314	133	42.3	181
	-----	-----	-----	-----	-----	-----
DISTRICT TOTALS	621	482	1,103	501	45.4	346

CASELOAD INVENTORY FOR
CRIMINAL FELONY LITIGATION - OTHER FELONY
JULY 1, 1988 - JUNE 30, 1989

	CASES PENDING 7/01/88	CASES FILED	TOTAL CASELOAD	CASES DISPOSED	PERCENT OF CASELOAD TERMINATED	CASES PENDING 6/30/89
DISTRICT 18						
MCINTOSH	92	107	199	104	52.2	0
PITTSBURG	723	535	1,258	363	28.8	0
	-----	-----	-----	-----	-----	-----
DISTRICT TOTALS	815	642	1,457	467	32.0	0
 DISTRICT 19						
BRYAN	379	439	818	348	42.5	441
	-----	-----	-----	-----	-----	-----
DISTRICT TOTALS	379	439	818	348	42.5	441
 DISTRICT 20						
CARTER	304	413	717	295	41.1	0
JOHNSTON	32	71	103	74	71.8	0
LOVE	51	62	113	54	47.7	59
MARSHALL	23	90	113	78	69.0	35
MURRAY	54	102	156	121	77.5	35
	-----	-----	-----	-----	-----	-----
DISTRICT TOTALS	464	738	1,202	622	51.7	129
 DISTRICT 21						
CLEVELAND	2,081	1,624	3,705	1,185	31.9	2,503
GARVIN	302	269	571	150	26.2	421
MCCLAIN	517	179	696	94	13.5	602
	-----	-----	-----	-----	-----	-----
DISTRICT TOTALS	2,900	2,072	4,972	1,429	28.7	3,526
 DISTRICT 22						
HUGHES	150	94	244	80	32.7	158
PONTOTOC	133	203	336	220	65.4	0
SEMINOLE	288	232	520	341	65.5	214
	-----	-----	-----	-----	-----	-----
DISTRICT TOTALS	571	529	1,100	641	58.2	372
 DISTRICT 23						
LINCOLN	85	135	220	104	47.2	0
POTTAWATOMIE	539	319	858	356	41.4	502
	-----	-----	-----	-----	-----	-----
DISTRICT TOTALS	624	454	1,078	460	42.6	502

CASELOAD INVENTORY FOR
CRIMINAL FELONY LITIGATION - OTHER FELONY
JULY 1, 1988 - JUNE 30, 1989

	CASES PENDING 7/01/88	CASES FILED	TOTAL CASELOAD	CASES DISPOSED	PERCENT OF CASELOAD TERMINATED	CASES PENDING 6/30/89
DISTRICT 24						
CREEK	793	391	1,184	390	32.9	837
OKFUSKEE	177	131	308	229	74.3	79
OKMULGEE	54	275	329	297	90.2	0
	-----	-----	-----	-----	-----	-----
DISTRICT TOTALS	1,024	797	1,821	916	50.3	916
 DISTRICT 25						
ATOKA	75	150	225	146	64.8	79
COAL	60	59	119	86	72.2	0
	-----	-----	-----	-----	-----	-----
DISTRICT TOTALS	135	209	344	232	67.4	79
 DISTRICT 26						
CANADIAN	1,103	549	1,652	402	24.3	1,167
	-----	-----	-----	-----	-----	-----
DISTRICT TOTALS	1,103	549	1,652	402	24.3	1,167
	-----	-----	-----	-----	-----	-----
STATEWIDE TOTALS	52,886	26,482	79,368	23,425	29.5	45,115

CASELOAD INVENTORY FOR
CRIMINAL FELONY DISPOSITIONS - OTHER FELONY
JULY 1, 1988 - JUNE 30, 1989

	JURY TRIALS	NON-JURY TRIALS	GUILTY PLEAS	DISMISSALS	TOTAL DISPOSITIONS
DISTRICT 01					
BEAVER	0	1	16	12	29
CIMARRON	3	0	3	39	45
HARPER	0	0	7	19	26
TEXAS	5	3	70	39	117
	-----	-----	-----	-----	-----
DISTRICT TOTALS	8	4	96	109	217
DISTRICT 02					
BECKHAM	14	2	34	19	69
CUSTER	6	17	128	54	205
ELLIS	0	1	4	13	18
GREER	4	1	17	14	36
HARMON	0	7	12	1	20
ROGER MILLS	3	1	7	13	24
	-----	-----	-----	-----	-----
DISTRICT TOTALS	27	29	202	114	372
DISTRICT 03					
JACKSON	5	182	19	42	248
KIOWA	7	0	85	23	115
TILLMAN	1	0	58	22	81
WASHITA	2	1	17	10	30
	-----	-----	-----	-----	-----
DISTRICT TOTALS	15	183	179	97	474
DISTRICT 04					
ALFALFA	2	0	28	2	32
BLAINE	1	1	14	52	68
DEWEY	0	4	17	27	48
GARFIELD	7	4	168	192	371
GRANT	3	0	29	12	44
KINGFISHER	2	0	42	57	101
MAJOR	2	2	4	28	36
WOODS	1	1	19	41	62
WOODWARD	0	11	111	147	269
	-----	-----	-----	-----	-----
DISTRICT TOTALS	18	23	432	558	1,031

CASELOAD INVENTORY FOR
CRIMINAL FELONY DISPOSITIONS - OTHER FELONY
JULY 1, 1988 - JUNE 30, 1989

	JURY TRIALS	NON-JURY TRIALS	GUILTY PLEAS	DISMISSALS	TOTAL DISPOSITIONS
DISTRICT 05					
COMANCHE	120	1	354	35	510
COTTON	2	2	9	10	23
JEFFERSON	15	0	44	19	78
STEPHENS	12	2	116	59	189
	-----	-----	-----	-----	-----
DISTRICT TOTALS	149	5	523	123	800
DISTRICT 06					
CADDO	7	0	134	10	151
GRADY	13	3	132	37	185
	-----	-----	-----	-----	-----
DISTRICT TOTALS	20	3	266	47	336
DISTRICT 07					
OKLAHOMA	79	8	3,559	1,114	4,760
	-----	-----	-----	-----	-----
DISTRICT TOTALS	79	8	3,559	1,114	4,760
DISTRICT 08					
KAY	7	0	247	39	293
NOBLE	0	0	37	12	49
	-----	-----	-----	-----	-----
DISTRICT TOTALS	7	0	284	51	342
DISTRICT 09					
LOGAN	4	0	79	48	131
PAYNE	4	0	124	178	306
	-----	-----	-----	-----	-----
DISTRICT TOTALS	8	0	203	226	437
DISTRICT 10					
OSAGE	5	0	74	88	167
	-----	-----	-----	-----	-----
DISTRICT TOTALS	5	0	74	88	167
DISTRICT 11					
NOWATA	2	1	14	88	105
WASHINGTON	5	9	264	64	342
	-----	-----	-----	-----	-----
DISTRICT TOTALS	7	10	278	152	447

CASELOAD INVENTORY FOR
CRIMINAL FELONY DISPOSITIONS - OTHER FELONY
JULY 1, 1988 - JUNE 30, 1989

	JURY TRIALS	NON-JURY TRIALS	GUILTY PLEAS	DISMISSALS	TOTAL DISPOSITIONS
DISTRICT 12					
CRAIG	4	0	30	31	65
MAYES	7	1	124	37	169
ROGERS	6	1	148	61	216
	-----	-----	-----	-----	-----
DISTRICT TOTALS	17	2	302	129	450
DISTRICT 13					
DELAWARE	6	0	108	48	162
OTTAWA	7	4	208	92	311
	-----	-----	-----	-----	-----
DISTRICT TOTALS	13	4	316	140	473
DISTRICT 14					
PAWNEE	1	0	35	28	64
TULSA	99	20	3,340	2,016	5,475
	-----	-----	-----	-----	-----
DISTRICT TOTALS	100	20	3,375	2,044	5,539
DISTRICT 15					
ADAIR	2	23	31	66	122
CHEROKEE	3	0	110	67	180
MUSKOGEE	20	16	392	92	520
SEQUOYAH	12	11	110	30	163
WAGONER	4	7	91	19	121
	-----	-----	-----	-----	-----
DISTRICT TOTALS	41	57	734	274	1,106
DISTRICT 16					
HASKELL	0	5	47	18	70
LATIMER	6	0	51	21	78
LE FLORE	12	1	145	150	308
	-----	-----	-----	-----	-----
DISTRICT TOTALS	18	6	243	189	456
DISTRICT 17					
CHOCTAW	7	33	69	55	164
MCCURTAIN	14	15	128	47	204
PUSHMATAHA	0	5	44	84	133
	-----	-----	-----	-----	-----
DISTRICT TOTALS	21	53	241	186	501

CASELOAD INVENTORY FOR
CRIMINAL FELONY DISPOSITIONS - OTHER FELONY
JULY 1, 1988 - JUNE 30, 1989

	JURY TRIALS	NON-JURY TRIALS	GUILTY PLEAS	DISMISSALS	TOTAL DISPOSITIONS
DISTRICT 18					
MCINTOSH	4	1	79	20	104
PITTSBURG	17	24	227	95	363
	-----	-----	-----	-----	-----
DISTRICT TOTALS	21	25	306	115	467
DISTRICT 19					
BRYAN	20	0	116	212	348
	-----	-----	-----	-----	-----
DISTRICT TOTALS	20	0	116	212	348
DISTRICT 20					
CARTER	25	1	182	87	295
JOHNSTON	2	0	38	34	74
LOVE	3	5	38	8	54
MARSHALL	8	2	58	10	78
MURRAY	3	2	93	23	121
	-----	-----	-----	-----	-----
DISTRICT TOTALS	41	10	409	162	622
DISTRICT 21					
CLEVELAND	21	3	836	325	1,185
GARVIN	4	1	87	58	150
MCCLAIN	2	4	47	41	94
	-----	-----	-----	-----	-----
DISTRICT TOTALS	27	8	970	424	1,429
DISTRICT 22					
HUGHES	3	0	69	8	80
PONTOTOC	14	0	123	83	220
SEMINOLE	9	0	177	155	341
	-----	-----	-----	-----	-----
DISTRICT TOTALS	26	0	369	246	641
DISTRICT 23					
LINCOLN	5	2	49	48	104
POTTAWATOMIE	10	2	185	159	356
	-----	-----	-----	-----	-----
DISTRICT TOTALS	15	4	234	207	460

CASELOAD INVENTORY FOR
CRIMINAL FELONY DISPOSITIONS - OTHER FELONY
JULY 1, 1988 - JUNE 30, 1989

	JURY TRIALS	NON-JURY TRIALS	GUILTY PLEAS	DISMISSALS	TOTAL DISPOSITIONS
DISTRICT 24					
CREEK	12	3	238	137	390
OKFUSKEE	4	23	14	188	229
OKMULGEE	11	8	203	75	297
	-----	-----	-----	-----	-----
DISTRICT TOTALS	27	34	455	400	916
DISTRICT 25					
ATOKA	17	0	79	50	146
COAL	2	0	46	38	86
	-----	-----	-----	-----	-----
DISTRICT TOTALS	19	0	125	88	232
DISTRICT 26					
CANADIAN	5	5	238	154	402
	-----	-----	-----	-----	-----
DISTRICT TOTALS	5	5	238	154	402
	-----	-----	-----	-----	-----
STATEWIDE TOTALS	754	493	14,529	7,649	23,425

CASELOAD INVENTORY FOR
CRIMINAL MISDEMEANOR LITIGATION - TOTAL MISDEMEANOR
JULY 1, 1988 - JUNE 30, 1989

	CASES PENDING 7/01/88	CASES FILED	TOTAL CASELOAD	CASES DISPOSED	PERCENT OF CASELOAD TERMINATED	CASES PENDING 6/30/89
DISTRICT 01						
BEAVER	313	1,394	1,707	1,298	76.0	409
CIMARRON	176	885	1,061	821	77.3	240
HARPER	209	747	956	762	79.7	0
TEXAS	997	2,671	3,668	2,387	65.0	1,129
	-----	-----	-----	-----	-----	-----
DISTRICT TOTALS	1,695	5,697	7,392	5,268	71.2	1,778
DISTRICT 02						
BECKHAM	1,970	3,724	5,694	2,825	49.6	2,768
CUSTER	1,446	3,961	5,407	3,772	69.7	0
ELLIS	95	373	468	382	81.6	86
GREER	1,362	776	2,138	837	39.1	0
HARMON	57	446	503	428	85.0	0
ROGER MILLS	260	615	875	595	68.0	280
	-----	-----	-----	-----	-----	-----
DISTRICT TOTALS	5,190	9,895	15,085	8,839	58.5	3,134
DISTRICT 03						
JACKSON	1,540	2,470	4,010	2,413	60.1	0
KIOWA	662	1,114	1,776	1,067	60.0	0
TILLMAN	505	991	1,496	1,041	69.5	0
WASHITA	637	1,754	2,391	1,573	65.7	0
	-----	-----	-----	-----	-----	-----
DISTRICT TOTALS	3,344	6,329	9,673	6,094	63.0	0
DISTRICT 04						
ALFALFA	168	878	1,046	724	69.2	322
BLAINE	693	2,340	3,033	2,303	75.9	0
DEWEY	367	1,381	1,748	1,311	75.0	437
GARFIELD	1,796	3,772	5,568	3,456	62.0	2,112
GRANT	215	559	774	580	74.9	194
KINGFISHER	753	1,999	2,752	2,076	75.4	676
MAJOR	459	1,333	1,792	1,405	78.4	0
WOODS	269	922	1,191	891	74.8	265
WOODWARD	1,775	3,250	5,025	3,846	76.5	1,540
	-----	-----	-----	-----	-----	-----
DISTRICT TOTALS	6,495	16,434	22,929	16,592	72.3	5,546

CASELOAD INVENTORY FOR
CRIMINAL MISDEMEANOR LITIGATION - TOTAL MISDEMEANOR
JULY 1, 1988 - JUNE 30, 1989

	CASES PENDING 7/01/88	CASES FILED	TOTAL CASELOAD	CASES DISPOSED	PERCENT OF CASELOAD TERMINATED	CASES PENDING 6/30/89
DISTRICT 05						
COMANCHE	9,433	6,291	15,724	5,521	35.1	10,203
COTTON	165	1,154	1,319	1,163	88.1	190
JEFFERSON	489	1,531	2,020	1,412	69.9	0
STEPHENS	970	2,090	3,060	2,288	74.7	0
	-----	-----	-----	-----	-----	-----
DISTRICT TOTALS	11,057	11,066	22,123	10,384	46.9	10,393
DISTRICT 06						
CADDO	1,002	3,048	4,050	3,123	77.1	927
GRADY	3,854	5,675	9,529	5,286	55.4	0
	-----	-----	-----	-----	-----	-----
DISTRICT TOTALS	4,856	8,723	13,579	8,409	61.9	927
DISTRICT 07						
OKLAHOMA	60,392	17,188	77,580	15,702	20.2	59,754
	-----	-----	-----	-----	-----	-----
DISTRICT TOTALS	60,392	17,188	77,580	15,702	20.2	59,754
DISTRICT 08						
KAY	1,128	4,840	5,968	4,346	72.8	0
NOBLE	2,235	2,716	4,951	2,473	49.9	0
	-----	-----	-----	-----	-----	-----
DISTRICT TOTALS	3,363	7,556	10,919	6,819	62.4	0
DISTRICT 09						
LOGAN	2,488	2,906	5,394	2,685	49.7	2,709
PAYNE	5,298	5,994	11,292	5,821	51.5	0
	-----	-----	-----	-----	-----	-----
DISTRICT TOTALS	7,786	8,900	16,686	8,506	50.9	2,709
DISTRICT 10						
OSAGE	1,204	3,314	4,518	3,121	69.0	0
	-----	-----	-----	-----	-----	-----
DISTRICT TOTALS	1,204	3,314	4,518	3,121	69.0	0
DISTRICT 11						
NOWATA	362	1,125	1,487	1,220	82.0	0
WASHINGTON	855	1,910	2,765	1,772	64.0	924
	-----	-----	-----	-----	-----	-----
DISTRICT TOTALS	1,217	3,035	4,252	2,992	70.3	924

CASELOAD INVENTORY FOR
CRIMINAL MISDEMEANOR LITIGATION - TOTAL MISDEMEANOR
JULY 1, 1988 - JUNE 30, 1989

	CASES PENDING 7/01/88	CASES FILED	TOTAL CASELOAD	CASES DISPOSED	PERCENT OF CASELOAD TERMINATED	CASES PENDING 6/30/89
DISTRICT 12						
CRAIG	2,166	2,813	4,979	2,519	50.5	2,270
MAYES	877	4,076	4,953	3,786	76.4	0
ROGERS	3,848	5,566	9,414	4,997	53.0	0
	-----	-----	-----	-----	-----	-----
DISTRICT TOTALS	6,891	12,455	19,346	11,302	58.4	2,270
DISTRICT 13						
DELAWARE	1,369	1,310	2,679	1,123	41.9	0
OTTAWA	1,040	3,853	4,893	3,589	73.3	0
	-----	-----	-----	-----	-----	-----
DISTRICT TOTALS	2,409	5,163	7,572	4,712	62.2	0
DISTRICT 14						
PAWNEE	987	2,185	3,172	2,015	63.5	1,157
TULSA	10,742	16,117	26,859	18,296	68.1	0
	-----	-----	-----	-----	-----	-----
DISTRICT TOTALS	11,729	18,302	30,031	20,311	67.6	1,157
DISTRICT 15						
ADAIR	1,047	1,910	2,957	1,625	54.9	1,332
CHEROKEE	2,533	3,152	5,685	2,976	52.3	0
MUSKOGEE	1,500	4,793	6,293	4,442	70.5	0
SEQUOYAH	5,689	4,120	9,809	3,107	31.6	0
WAGONER	1,506	5,719	7,225	5,259	72.7	1,966
	-----	-----	-----	-----	-----	-----
DISTRICT TOTALS	12,275	19,694	31,969	17,409	54.4	3,298
DISTRICT 16						
HASKELL	475	817	1,292	662	51.2	630
LATIMER	224	1,034	1,258	830	65.9	305
LE FLORE	1,902	3,145	5,047	3,088	61.1	1,959
	-----	-----	-----	-----	-----	-----
DISTRICT TOTALS	2,601	4,996	7,597	4,580	60.2	2,894
DISTRICT 17						
CHOCTAW	2,571	1,983	4,554	1,824	40.0	2,546
MCCURTAIN	2,297	3,290	5,587	3,311	59.2	0
PUSHMATAHA	1,051	2,505	3,556	2,319	65.2	1,237
	-----	-----	-----	-----	-----	-----
DISTRICT TOTALS	5,919	7,778	13,697	7,454	54.4	3,783

CASELOAD INVENTORY FOR
CRIMINAL MISDEMEANOR LITIGATION - TOTAL MISDEMEANOR
JULY 1, 1988 - JUNE 30, 1989

	CASES PENDING 7/01/88	CASES FILED	TOTAL CASELOAD	CASES DISPOSED	PERCENT OF CASELOAD TERMINATED	CASES PENDING 6/30/89
DISTRICT 18						
MCINTOSH	1,027	1,949	2,976	1,794	60.2	0
PITTSBURG	3,032	5,696	8,728	4,726	54.1	0
	-----	-----	-----	-----	-----	-----
DISTRICT TOTALS	4,059	7,645	11,704	6,520	55.7	0
DISTRICT 19						
BRYAN	993	3,272	4,265	3,291	77.1	867
	-----	-----	-----	-----	-----	-----
DISTRICT TOTALS	993	3,272	4,265	3,291	77.1	867
DISTRICT 20						
CARTER	2,669	2,536	5,205	2,017	38.7	0
JOHNSTON	250	1,400	1,650	1,375	83.3	0
LOVE	2,121	1,051	3,172	858	27.0	2,314
MARSHALL	242	1,144	1,386	1,120	80.8	266
MURRAY	945	2,192	3,137	1,714	54.6	1,047
	-----	-----	-----	-----	-----	-----
DISTRICT TOTALS	6,227	8,323	14,550	7,084	48.6	3,627
DISTRICT 21						
CLEVELAND	4,663	6,354	11,017	7,888	71.6	5,332
GARVIN	1,446	3,207	4,653	2,831	60.8	1,822
MCCLAIN	2,564	2,323	4,887	2,172	44.4	2,715
	-----	-----	-----	-----	-----	-----
DISTRICT TOTALS	8,673	11,884	20,557	12,891	62.7	9,869
DISTRICT 22						
HUGHES	561	1,418	1,979	1,362	68.8	632
PONTOTOC	230	2,001	2,231	1,727	77.4	0
SEMINOLE	2,118	3,140	5,258	2,788	53.0	2,568
	-----	-----	-----	-----	-----	-----
DISTRICT TOTALS	2,909	6,559	9,468	5,877	62.0	3,200
DISTRICT 23						
LINCOLN	2,516	4,177	6,693	3,784	56.5	0
POTTAWATOMIE	1,712	5,167	6,879	5,254	76.3	1,625
	-----	-----	-----	-----	-----	-----
DISTRICT TOTALS	4,228	9,344	13,572	9,038	66.5	1,625

CASELOAD INVENTORY FOR
CRIMINAL MISDEMEANOR LITIGATION - TOTAL MISDEMEANOR
JULY 1, 1988 - JUNE 30, 1989

	CASES PENDING 7/01/88	CASES FILED	TOTAL CASELOAD	CASES DISPOSED	PERCENT OF CASELOAD TERMINATED	CASES PENDING 6/30/89
DISTRICT 24						
CREEK	6,020	6,671	12,691	6,022	47.4	6,315
OKFUSKEE	1,455	2,465	3,920	1,686	43.0	2,234
OKMULGEE	645	2,704	3,349	2,362	70.5	0
	-----	-----	-----	-----	-----	-----
DISTRICT TOTALS	8,120	11,840	19,960	10,070	50.4	8,549
 DISTRICT 25						
ATOKA	643	2,735	3,378	2,494	73.8	884
COAL	433	951	1,384	1,066	77.0	0
	-----	-----	-----	-----	-----	-----
DISTRICT TOTALS	1,076	3,686	4,762	3,560	74.7	884
 DISTRICT 26						
CANADIAN	3,380	6,297	9,677	5,793	59.8	3,725
	-----	-----	-----	-----	-----	-----
DISTRICT TOTALS	3,380	6,297	9,677	5,793	59.8	3,725
	-----	-----	-----	-----	-----	-----
STATEWIDE TOTALS	188,088	235,375	423,463	222,618	52.5	130,913

CASELOAD INVENTORY FOR
CRIMINAL MISDEMEANOR DISPOSITIONS - TOTAL MISDEMEANOR
JULY 1, 1988 - JUNE 30, 1989

	JURY TRIALS	NON-JURY TRIALS	GUILTY PLEAS	BOND FORFEITURES	DISMISSALS	TOTAL DISPOSITIONS
DISTRICT 01						
BEAVER	0	189	999	8	102	1,298
CIMARRON	2	0	715	1	103	821
HARPER	2	0	668	1	91	762
TEXAS	0	1	2,110	3	273	2,387
	-----	-----	-----	-----	-----	-----
DISTRICT TOTALS	4	190	4,492	13	569	5,268
DISTRICT 02						
BECKHAM	0	5	924	1,197	699	2,825
CUSTER	1	87	472	2,857	355	3,772
ELLIS	0	8	79	194	101	382
GREER	5	0	622	169	41	837
HARMON	0	7	362	20	39	428
ROGER MILLS	0	0	105	366	124	595
	-----	-----	-----	-----	-----	-----
DISTRICT TOTALS	6	107	2,564	4,803	1,359	8,839
DISTRICT 03						
JACKSON	4	267	1,798	102	242	2,413
KIOWA	4	5	901	5	152	1,067
TILLMAN	4	55	887	9	86	1,041
WASHITA	1	13	921	477	161	1,573
	-----	-----	-----	-----	-----	-----
DISTRICT TOTALS	13	340	4,507	593	641	6,094
DISTRICT 04						
ALFALFA	0	0	390	217	117	724
BLAINE	0	12	944	917	430	2,303
DEWEY	0	5	389	650	267	1,311
GARFIELD	1	1	1,993	397	1,064	3,456
GRANT	1	1	526	11	41	580
KINGFISHER	0	1	1,807	4	264	2,076
MAJOR	0	11	1,090	100	204	1,405
WOODS	0	2	705	31	153	891
WOODWARD	0	40	2,797	336	673	3,846
	-----	-----	-----	-----	-----	-----
DISTRICT TOTALS	2	73	10,641	2,663	3,213	16,592

CASELOAD INVENTORY FOR
CRIMINAL MISDEMEANOR DISPOSITIONS - TOTAL MISDEMEANOR
JULY 1, 1988 - JUNE 30, 1989

	JURY TRIALS	NON-JURY TRIALS	GUILTY PLEAS	BOND FORFEITURES	DISMISSALS	TOTAL DISPOSITIONS
DISTRICT 05						
COMANCHE	13	0	4,500	0	1,008	5,521
COTTON	11	2	728	284	138	1,163
JEFFERSON	2	3	1,233	12	162	1,412
STEPHENS	5	595	1,208	27	453	2,288
	-----	-----	-----	-----	-----	-----
DISTRICT TOTALS	31	600	7,669	323	1,761	10,384
DISTRICT 06						
CADDO	0	20	2,966	52	85	3,123
GRADY	4	113	4,152	4	1,013	5,286
	-----	-----	-----	-----	-----	-----
DISTRICT TOTALS	4	133	7,118	56	1,098	8,409
DISTRICT 07						
OKLAHOMA	15	1,806	5,432	5,616	2,833	15,702
	-----	-----	-----	-----	-----	-----
DISTRICT TOTALS	15	1,806	5,432	5,616	2,833	15,702
DISTRICT 08						
KAY	5	1	1,824	2,158	358	4,346
NOBLE	0	0	1,954	1	518	2,473
	-----	-----	-----	-----	-----	-----
DISTRICT TOTALS	5	1	3,778	2,159	876	6,819
DISTRICT 09						
LOGAN	4	19	1,757	316	589	2,685
PAYNE	1	625	3,801	79	1,315	5,821
	-----	-----	-----	-----	-----	-----
DISTRICT TOTALS	5	644	5,558	395	1,904	8,506
DISTRICT 10						
OSAGE	2	14	1,140	1,144	821	3,121
	-----	-----	-----	-----	-----	-----
DISTRICT TOTALS	2	14	1,140	1,144	821	3,121
DISTRICT 11						
NOWATA	1	67	379	317	456	1,220
WASHINGTON	2	2	1,134	360	274	1,772
	-----	-----	-----	-----	-----	-----
DISTRICT TOTALS	3	69	1,513	677	730	2,992

CASELOAD INVENTORY FOR
CRIMINAL MISDEMEANOR DISPOSITIONS - TOTAL MISDEMEANOR
JULY 1, 1988 - JUNE 30, 1989

	JURY TRIALS	NON-JURY TRIALS	GUILTY PLEAS	BOND FORFEITURES	DISMISSALS	TOTAL DISPOSITIONS
DISTRICT 12						
CRAIG	4	9	2,137	161	208	2,519
MAYES	2	3	2,277	1,051	453	3,786
ROGERS	10	279	2,521	1,065	1,122	4,997
	-----	-----	-----	-----	-----	-----
DISTRICT TOTALS	16	291	6,935	2,277	1,783	11,302
DISTRICT 13						
DELAWARE	0	1	853	25	244	1,123
OTTAWA	1	36	1,421	1,559	572	3,589
	-----	-----	-----	-----	-----	-----
DISTRICT TOTALS	1	37	2,274	1,584	816	4,712
DISTRICT 14						
PAWNEE	1	2	1,097	427	488	2,015
TULSA	30	95	14,559	432	3,180	18,296
	-----	-----	-----	-----	-----	-----
DISTRICT TOTALS	31	97	15,656	859	3,668	20,311
DISTRICT 15						
ADAIR	0	226	1,196	0	203	1,625
CHEROKEE	1	63	1,752	223	937	2,976
MUSKOGEE	3	31	3,601	98	709	4,442
SEQUOYAH	4	164	2,494	166	279	3,107
WAGONER	0	152	4,995	24	88	5,259
	-----	-----	-----	-----	-----	-----
DISTRICT TOTALS	8	636	14,038	511	2,216	17,409
DISTRICT 16						
HASKELL	0	1	332	177	152	662
LATIMER	2	48	596	0	184	830
LE FLORE	2	1	1,737	164	1,184	3,088
	-----	-----	-----	-----	-----	-----
DISTRICT TOTALS	4	50	2,665	341	1,520	4,580
DISTRICT 17						
CHOCTAW	0	101	1,259	88	376	1,824
MCCURTAIN	2	284	2,705	74	246	3,311
PUSHMATAHA	0	8	958	239	1,114	2,319
	-----	-----	-----	-----	-----	-----
DISTRICT TOTALS	2	393	4,922	401	1,736	7,454

CASELOAD INVENTORY FOR
CRIMINAL MISDEMEANOR DISPOSITIONS - TOTAL MISDEMEANOR
JULY 1, 1988 - JUNE 30, 1989

	JURY TRIALS	NON-JURY TRIALS	GUILTY PLEAS	BOND FORFEITURES	DISMISSALS	TOTAL DISPOSITIONS
DISTRICT 18						
MCINTOSH	1	21	1,415	77	280	1,794
PITTSBURG	16	2,329	1,281	4	1,096	4,726
	-----	-----	-----	-----	-----	-----
DISTRICT TOTALS	17	2,350	2,696	81	1,376	6,520
DISTRICT 19						
BRYAN	5	8	1,503	574	1,201	3,291
	-----	-----	-----	-----	-----	-----
DISTRICT TOTALS	5	8	1,503	574	1,201	3,291
DISTRICT 20						
CARTER	10	30	1,749	2	226	2,017
JOHNSTON	5	12	1,157	19	182	1,375
LOVE	1	1	732	24	100	858
MARSHALL	0	1	998	21	100	1,120
MURRAY	5	34	1,344	77	254	1,714
	-----	-----	-----	-----	-----	-----
DISTRICT TOTALS	21	78	5,980	143	862	7,084
DISTRICT 21						
CLEVELAND	5	33	4,664	0	3,186	7,888
GARVIN	2	93	2,144	80	512	2,831
MCCLAIN	2	97	1,457	36	580	2,172
	-----	-----	-----	-----	-----	-----
DISTRICT TOTALS	9	223	8,265	116	4,278	12,891
DISTRICT 22						
HUGHES	0	0	1,246	9	107	1,362
PONTOTOC	3	134	936	470	184	1,727
SEMINOLE	0	20	2,346	19	403	2,788
	-----	-----	-----	-----	-----	-----
DISTRICT TOTALS	3	154	4,528	498	694	5,877
DISTRICT 23						
LINCOLN	0	70	3,002	80	632	3,784
POTTAWATOMIE	2	1	3,227	10	2,014	5,254
	-----	-----	-----	-----	-----	-----
DISTRICT TOTALS	2	71	6,229	90	2,646	9,038

CASELOAD INVENTORY FOR
CRIMINAL MISDEMEANOR DISPOSITIONS - TOTAL MISDEMEANOR
JULY 1, 1988 - JUNE 30, 1989

	JURY TRIALS	NON-JURY TRIALS	GUILTY PLEAS	BOND FORFEITURES	DISMISSALS	TOTAL DISPOSITIONS
DISTRICT 24						
CREEK	3	875	1,946	1,885	1,313	6,022
OKFUSKEE	0	234	1,104	204	144	1,686
OKMULGEE	4	11	1,992	82	273	2,362
	-----	-----	-----	-----	-----	-----
DISTRICT TOTALS	7	1,120	5,042	2,171	1,730	10,070
DISTRICT 25						
ATOKA	1	0	1,067	992	434	2,494
COAL	0	1	282	373	410	1,066
	-----	-----	-----	-----	-----	-----
DISTRICT TOTALS	1	1	1,349	1,365	844	3,560
DISTRICT 26						
CANADIAN	0	74	4,210	7	1,502	5,793
	-----	-----	-----	-----	-----	-----
DISTRICT TOTALS	0	74	4,210	7	1,502	5,793
	-----	-----	-----	-----	-----	-----
STATEWIDE TOTALS	217	9,560	140,704	29,460	42,677	222,618

CASELOAD INVENTORY FOR
CRIMINAL MISDEMEANOR LITIGATION - D.U.I.
JULY 1, 1988 - JUNE 30, 1989

	CASES PENDING 7/01/88	CASES FILED	TOTAL CASELOAD	CASES DISPOSED	PERCENT OF CASELOAD TERMINATED	CASES PENDING 6/30/89
DISTRICT 01						
BEAVER	25	27	52	28	53.8	24
CIMARRON	5	14	19	14	73.6	5
HARPER	4	9	13	9	69.2	0
TEXAS	38	58	96	54	56.2	40
	-----	-----	-----	-----	-----	-----
DISTRICT TOTALS	72	108	180	105	58.3	69
DISTRICT 02						
BECKHAM	32	157	189	69	36.5	122
CUSTER	21	83	104	82	78.8	0
ELLIS	3	5	8	4	50.0	4
GREER	93	23	116	16	13.7	0
HARMON	1	10	11	9	81.8	0
ROGER MILLS	3	11	14	5	35.7	9
	-----	-----	-----	-----	-----	-----
DISTRICT TOTALS	153	289	442	185	41.8	135
DISTRICT 03						
JACKSON	47	87	134	69	51.4	0
KIOWA	30	35	65	39	60.0	0
TILLMAN	12	46	58	52	89.6	0
WASHITA	40	24	64	29	45.3	0
	-----	-----	-----	-----	-----	-----
DISTRICT TOTALS	129	192	321	189	58.8	0
DISTRICT 04						
ALFALFA	2	19	21	2	9.5	19
BLAINE	113	62	175	76	43.4	0
DEWEY	30	25	55	36	65.4	19
GARFIELD	253	202	455	114	25.0	341
GRANT	5	9	14	10	71.4	4
KINGFISHER	11	47	58	47	81.0	11
MAJOR	20	20	40	26	65.0	0
WOODS	85	80	165	104	63.0	90
WOODWARD	33	140	173	98	56.6	12
	-----	-----	-----	-----	-----	-----
DISTRICT TOTALS	552	604	1,156	513	44.3	496

CASELOAD INVENTORY FOR
CRIMINAL MISDEMEANOR LITIGATION - D.U.I.
JULY 1, 1988 - JUNE 30, 1989

	CASES PENDING 7/01/88	CASES FILED	TOTAL CASELOAD	CASES DISPOSED	PERCENT OF CASELOAD TERMINATED	CASES PENDING 6/30/89
DISTRICT 05						
COMANCHE	601	171	772	123	15.9	649
COTTON	19	43	62	53	85.4	23
JEFFERSON	17	49	66	44	66.6	0
STEPHENS	50	163	213	165	77.4	0
	-----	-----	-----	-----	-----	-----
DISTRICT TOTALS	687	426	1,113	385	34.5	672
DISTRICT 06						
CADDO	37	118	155	106	68.3	49
GRADY	69	132	201	115	57.2	0
	-----	-----	-----	-----	-----	-----
DISTRICT TOTALS	106	250	356	221	62.0	49
DISTRICT 07						
OKLAHOMA	3,907	550	4,457	885	19.8	3,759
	-----	-----	-----	-----	-----	-----
DISTRICT TOTALS	3,907	550	4,457	885	19.8	3,759
DISTRICT 08						
KAY	31	159	190	156	82.1	0
NOBLE	23	60	83	57	68.6	0
	-----	-----	-----	-----	-----	-----
DISTRICT TOTALS	54	219	273	213	78.0	0
DISTRICT 09						
LOGAN	139	100	239	107	44.7	132
PAYNE	1,037	413	1,450	459	31.6	0
	-----	-----	-----	-----	-----	-----
DISTRICT TOTALS	1,176	513	1,689	566	33.5	132
DISTRICT 10						
OSAGE	82	70	152	66	43.4	0
	-----	-----	-----	-----	-----	-----
DISTRICT TOTALS	82	70	152	66	43.4	0
DISTRICT 11						
NOWATA	27	18	45	26	57.7	0
WASHINGTON	19	154	173	143	82.6	17
	-----	-----	-----	-----	-----	-----
DISTRICT TOTALS	46	172	218	169	77.5	17

CASELOAD INVENTORY FOR
CRIMINAL MISDEMEANOR LITIGATION - D.U.I.
JULY 1, 1988 - JUNE 30, 1989

	CASES PENDING 7/01/88	CASES FILED	TOTAL CASELOAD	CASES DISPOSED	PERCENT OF CASELOAD TERMINATED	CASES PENDING 6/30/89
DISTRICT 12						
CRAIG	50	62	112	71	63.3	39
MAYES	43	165	208	161	77.4	0
ROGERS	576	164	740	127	17.1	0
	-----	-----	-----	-----	-----	-----
DISTRICT TOTALS	669	391	1,060	359	33.8	39
DISTRICT 13						
DELAWARE	123	45	168	23	13.6	0
OTTAWA	62	109	171	116	67.8	0
	-----	-----	-----	-----	-----	-----
DISTRICT TOTALS	185	154	339	139	41.0	0
DISTRICT 14						
PAWNEE	6	21	27	21	77.7	6
TULSA	722	459	1,181	822	69.6	0
	-----	-----	-----	-----	-----	-----
DISTRICT TOTALS	728	480	1,208	843	69.7	6
DISTRICT 15						
ADAIR	70	55	125	35	28.0	90
CHEROKEE	142	97	239	83	34.7	0
MUSKOGEE	52	227	279	212	75.9	0
SEQUOYAH	392	289	681	165	24.2	0
WAGONER	162	145	307	122	39.7	185
	-----	-----	-----	-----	-----	-----
DISTRICT TOTALS	818	813	1,631	617	37.8	275
DISTRICT 16						
HASKELL	6	23	29	27	93.1	2
LATIMER	3	69	72	54	75.0	9
LE FLORE	71	219	290	193	66.5	97
	-----	-----	-----	-----	-----	-----
DISTRICT TOTALS	80	311	391	274	70.0	108
DISTRICT 17						
CHOCTAW	60	25	85	54	63.5	43
MCCURTAIN	172	52	224	54	24.1	0
PUSHMATAHA	5	33	38	26	68.4	12
	-----	-----	-----	-----	-----	-----
DISTRICT TOTALS	237	110	347	134	38.6	55

CASELOAD-INVENTORY FOR
CRIMINAL MISDEMEANOR LITIGATION - D.U.I.
JULY 1, 1988 - JUNE 30, 1989

	CASES PENDING 7/01/88	CASES FILED	TOTAL CASELOAD	CASES DISPOSED	PERCENT OF CASELOAD TERMINATED	CASES PENDING 6/30/89
DISTRICT 18						
MCINTOSH	18	84	102	83	81.3	0
PITTSBURG	164	190	354	138	38.9	0
	-----	-----	-----	-----	-----	-----
DISTRICT TOTALS	182	274	456	221	48.4	0
 DISTRICT 19						
BRYAN	113	180	293	184	62.8	112
	-----	-----	-----	-----	-----	-----
DISTRICT TOTALS	113	180	293	184	62.8	112
 DISTRICT 20						
CARTER	27	408	435	371	85.2	0
JOHNSTON	8	39	47	43	91.4	0
LOVE	20	49	69	37	53.6	32
MARSHALL	13	57	70	61	87.1	9
MURRAY	5	27	32	31	96.8	3
	-----	-----	-----	-----	-----	-----
DISTRICT TOTALS	73	580	653	543	83.1	44
 DISTRICT 21						
CLEVELAND	419	576	995	652	65.5	351
GARVIN	72	106	178	96	53.9	82
MCCLAIN	70	70	140	32	22.8	108
	-----	-----	-----	-----	-----	-----
DISTRICT TOTALS	561	752	1,313	780	59.4	541
 DISTRICT 22						
HUGHES	45	48	93	46	49.4	46
PONTOTOC	55	330	385	248	64.4	0
SEMINOLE	41	80	121	76	62.8	44
	-----	-----	-----	-----	-----	-----
DISTRICT TOTALS	141	458	599	370	61.7	90
 DISTRICT 23						
LINCOLN	43	69	112	72	64.2	0
POTTAWATOMIE	44	148	192	136	70.8	56
	-----	-----	-----	-----	-----	-----
DISTRICT TOTALS	87	217	304	208	68.4	56

CASELOAD INVENTORY FOR
CRIMINAL MISDEMEANOR LITIGATION - D.U.I.
JULY 1, 1988 - JUNE 30, 1989

	CASES PENDING 7/01/88	CASES FILED	TOTAL CASELOAD	CASES DISPOSED	PERCENT OF CASELOAD TERMINATED	CASES PENDING 6/30/89
DISTRICT 12						
CRAIG	50	62	112	71	63.3	39
MAYES	43	165	208	161	77.4	0
ROGERS	576	164	740	127	17.1	0
	-----	-----	-----	-----	-----	-----
DISTRICT TOTALS	669	391	1,060	359	33.8	39
DISTRICT 13						
DELAWARE	123	45	168	23	13.6	0
OTTAWA	62	109	171	116	67.8	0
	-----	-----	-----	-----	-----	-----
DISTRICT TOTALS	185	154	339	139	41.0	0
DISTRICT 14						
PAWNEE	6	21	27	21	77.7	6
TULSA	722	459	1,181	822	69.6	0
	-----	-----	-----	-----	-----	-----
DISTRICT TOTALS	728	480	1,208	843	69.7	6
DISTRICT 15						
ADAIR	70	55	125	35	28.0	90
CHEROKEE	142	97	239	83	34.7	0
MUSKOGEE	52	227	279	212	75.9	0
SEQUOYAH	352	289	681	165	24.2	0
WAGONER	162	145	307	122	39.7	185
	-----	-----	-----	-----	-----	-----
DISTRICT TOTALS	818	813	1,631	617	37.8	275
DISTRICT 16						
HASKELL	6	23	29	27	93.1	2
LATIMER	3	69	72	54	75.0	9
LE FLORE	71	219	290	193	66.5	97
	-----	-----	-----	-----	-----	-----
DISTRICT TOTALS	80	311	391	274	70.0	108
DISTRICT 17						
CHOCTAW	60	25	85	54	63.5	43
MCCURTAIN	172	52	224	54	24.1	0
PUSHMATAHA	5	33	38	26	68.4	12
	-----	-----	-----	-----	-----	-----
DISTRICT TOTALS	237	110	347	134	38.6	55

CASELOAD INVENTORY FOR
CRIMINAL MISDEMEANOR LITIGATION - D.U.I.
JULY 1, 1988 - JUNE 30, 1989

	CASES PENDING 7/01/88	CASES FILED	TOTAL CASELOAD	CASES DISPOSED	PERCENT OF CASELOAD TERMINATED	CASES PENDING 6/30/89
DISTRICT 18						
MCINTOSH	18	84	102	83	81.3	0
PITTSBURG	164	190	354	138	38.9	0
	-----	-----	-----	-----	-----	-----
DISTRICT TOTALS	182	274	456	221	48.4	0
DISTRICT 19						
BRYAN	113	180	293	184	62.8	112
	-----	-----	-----	-----	-----	-----
DISTRICT TOTALS	113	180	293	184	62.8	112
DISTRICT 20						
CARTER	27	408	435	371	85.2	0
JOHNSTON	8	39	47	43	91.4	0
LOVE	20	49	69	37	53.6	32
MARSHALL	13	57	70	61	87.1	9
MURRAY	5	27	32	31	96.8	3
	-----	-----	-----	-----	-----	-----
DISTRICT TOTALS	73	580	653	543	83.1	44
DISTRICT 21						
CLEVELAND	419	576	995	652	65.5	351
GARVIN	72	106	178	96	53.9	82
MCCLAIN	70	70	140	32	22.8	108
	-----	-----	-----	-----	-----	-----
DISTRICT TOTALS	561	752	1,313	780	59.4	541
DISTRICT 22						
HUGHES	45	48	93	46	49.4	46
PONTOTOC	55	330	385	248	64.4	0
SEMINOLE	41	80	121	76	62.8	44
	-----	-----	-----	-----	-----	-----
DISTRICT TOTALS	141	458	599	370	61.7	90
DISTRICT 23						
LINCOLN	43	69	112	72	64.2	0
POTTAWATOMIE	44	148	192	136	70.8	56
	-----	-----	-----	-----	-----	-----
DISTRICT TOTALS	87	217	304	208	68.4	56

CASELOAD INVENTORY FOR
CRIMINAL MISDEMEANOR LITIGATION - D.U.I.
JULY 1, 1988 - JUNE 30, 1989

	CASES PENDING 7/01/88	CASES FILED	TOTAL CASELOAD	CASES DISPOSED	PERCENT OF CASELOAD TERMINATED	CASES PENDING 6/30/89
DISTRICT 24						
CREEK	317	101	418	88	21.0	323
OKFUSKEE	85	57	142	40	28.1	102
OKMULGEE	151	59	210	59	28.1	0
	-----	-----	-----	-----	-----	-----
DISTRICT TOTALS	553	217	770	187	24.2	425
 DISTRICT 25						
ATOKA	23	94	117	91	77.7	26
COAL	23	39	62	58	93.5	0
	-----	-----	-----	-----	-----	-----
DISTRICT TOTALS	46	133	179	149	83.2	26
 DISTRICT 26						
CANADIAN	152	260	412	256	62.1	147
	-----	-----	-----	-----	-----	-----
DISTRICT TOTALS	152	260	412	256	62.1	147
	-----	-----	-----	-----	-----	-----
STATEWIDE TOTALS	11,589	8,723	20,312	8,761	43.1	7,253

CASELOAD INVENTORY FOR
CRIMINAL MISDEMEANOR DISPOSITIONS - D.U.I.
JULY 1, 1988 - JUNE 30, 1989

	JURY TRIALS	NON-JURY TRIALS	GUILTY PLEAS	BOND FORFEITURES	DISMISSALS	TOTAL DISPOSITIONS
DISTRICT 01						
BEAVER	0	0	25	0	3	28
CIMARRON	0	0	12	0	2	14
HARPER	0	0	7	0	2	9
TEXAS	0	0	54	0	0	54
	-----	-----	-----	-----	-----	-----
DISTRICT TOTALS	0	0	98	0	7	105
DISTRICT 02						
BECKHAM	0	2	62	2	3	69
CUSTER	0	5	65	0	12	82
ELLIS	0	0	2	0	2	4
GREER	1	0	12	0	3	16
HARMON	0	0	9	0	0	9
ROGER MILLS	0	0	5	0	0	5
	-----	-----	-----	-----	-----	-----
DISTRICT TOTALS	1	7	155	2	20	185
DISTRICT 03						
JACKSON	0	48	21	0	0	69
KIOWA	0	0	37	0	2	39
TILLMAN	0	0	51	0	1	52
WASHITA	0	0	13	0	16	29
	-----	-----	-----	-----	-----	-----
DISTRICT TOTALS	0	48	122	0	19	189
DISTRICT 04						
ALFALFA	0	0	2	0	0	2
BLAINE	0	0	26	0	50	76
DEWEY	0	0	19	1	16	36
GARFIELD	0	0	70	0	44	114
GRANT	0	0	10	0	0	10
KINGFISHER	0	0	44	0	3	47
MAJOR	0	0	22	0	4	26
WOODS	0	0	35	9	60	104
WOODWARD	0	4	49	2	43	98
	-----	-----	-----	-----	-----	-----
DISTRICT TOTALS	0	4	277	12	220	513

CASELOAD INVENTORY FOR
CRIMINAL MISDEMEANOR DISPOSITIONS - D.U.I.
JULY 1, 1988 - JUNE 30, 1989

	JURY TRIALS	NON-JURY TRIALS	GUILTY PLEAS	BOND FORFEITURES	DISMISSALS	TOTAL DISPOSITIONS
DISTRICT 05						
COMANCHE	0	0	122	0	1	123
COTTON	2	0	41	2	8	53
JEFFERSON	0	0	42	0	2	44
STEPHENS	0	3	156	0	6	165
	-----	-----	-----	-----	-----	-----
DISTRICT TOTALS	2	3	361	2	17	385
DISTRICT 06						
CADDO.	0	0	99	0	7	106
GRADY	0	2	91	0	22	115
	-----	-----	-----	-----	-----	-----
DISTRICT TOTALS	0	2	190	0	29	221
DISTRICT 07						
OKLAHOMA	0	1	837	0	47	885
	-----	-----	-----	-----	-----	-----
DISTRICT TOTALS	0	1	837	0	47	885
DISTRICT 08						
KAY	1	0	149	1	5	156
NOBLE	0	0	56	0	1	57
	-----	-----	-----	-----	-----	-----
DISTRICT TOTALS	1	0	205	1	6	213
DISTRICT 09						
LOGAN	0	0	45	0	62	107
PAYNE	0	0	138	0	321	459
	-----	-----	-----	-----	-----	-----
DISTRICT TOTALS	0	0	183	0	383	566
DISTRICT 10						
OSAGE	0	0	62	0	4	66
	-----	-----	-----	-----	-----	-----
DISTRICT TOTALS	0	0	62	0	4	66
DISTRICT 11						
NOWATA	0	0	16	0	10	26
WASHINGTON	0	0	140	0	3	143
	-----	-----	-----	-----	-----	-----
DISTRICT TOTALS	0	0	156	0	13	169

CASELOAD INVENTORY FOR
CRIMINAL MISDEMEANOR DISPOSITIONS - D.U.I.
JULY 1, 1988 - JUNE 30, 1989

	JURY TRIALS	NON-JURY TRIALS	GUILTY PLEAS	BOND FORFEITURES	DISMISSALS	TOTAL DISPOSITIONS
DISTRICT 12						
CRAIG	0	0	63	0	8	71
MAYES	0	1	144	0	16	161
ROGERS	1	0	80	0	46	127
	-----	-----	-----	-----	-----	-----
DISTRICT TOTALS	1	1	287	0	70	359
DISTRICT 13						
DELAWARE	0	0	21	0	2	23
OTTAWA	0	0	104	2	10	116
	-----	-----	-----	-----	-----	-----
DISTRICT TOTALS	0	0	125	2	12	139
DISTRICT 14						
PAWNEE	0	0	17	1	3	21
TULSA	5	0	814	0	3	822
	-----	-----	-----	-----	-----	-----
DISTRICT TOTALS	5	0	831	1	6	843
DISTRICT 15						
ADAIR	0	25	8	0	2	35
CHEROKEE	0	4	75	0	4	83
MUSKOGEE	0	4	194	7	7	212
SEQUOYAH	1	7	138	4	15	165
WAGONER	0	25	84	4	9	122
	-----	-----	-----	-----	-----	-----
DISTRICT TOTALS	1	65	499	15	37	617
DISTRICT 16						
HASKELL	0	0	25	0	2	27
LATIMER	0	0	51	0	3	54
LE FLORE	0	0	184	0	9	193
	-----	-----	-----	-----	-----	-----
DISTRICT TOTALS	0	0	260	0	14	274
DISTRICT 17						
CHOCTAW	0	7	33	4	10	54
MCCURTAIN	0	8	41	2	3	54
PUSHMATAHA	0	1	24	0	1	26
	-----	-----	-----	-----	-----	-----
DISTRICT TOTALS	0	16	98	6	14	134

CASELOAD INVENTORY FOR
CRIMINAL MISDEMEANOR DISPOSITIONS - D.U.I.
JULY 1, 1988 - JUNE 30, 1989

	JURY TRIALS	NON-JURY TRIALS	GUILTY PLEAS	BOND FORFEITURES	DISMISSALS	TOTAL DISPOSITIONS
DISTRICT 18						
MCINTOSH	0	1	77	1	4	83
PITTSBURG	0	2	131	0	5	138
	-----	-----	-----	-----	-----	-----
DISTRICT TOTALS	0	3	208	1	9	221
DISTRICT 19						
BRYAN	2	1	119	7	55	184
	-----	-----	-----	-----	-----	-----
DISTRICT TOTALS	2	1	119	7	55	184
DISTRICT 20						
CARTER	0	9	355	0	7	371
JOHNSTON	1	0	40	0	2	43
LOVE	0	0	35	0	2	37
MARSHALL	0	0	61	0	0	61
MURRAY	2	0	28	0	1	31
	-----	-----	-----	-----	-----	-----
DISTRICT TOTALS	3	9	519	0	12	543
DISTRICT 21						
CLEVELAND	0	2	605	0	45	652
GARVIN	0	0	81	1	14	96
MCCLAIN	0	1	27	0	4	32
	-----	-----	-----	-----	-----	-----
DISTRICT TOTALS	0	3	713	1	63	780
DISTRICT 22						
HUGHES	0	0	46	0	0	46
PONTOTOC	0	42	195	0	11	248
SEMINOLE	0	1	69	0	6	76
	-----	-----	-----	-----	-----	-----
DISTRICT TOTALS	0	43	310	0	17	370
DISTRICT 23						
LINCOLN	0	0	69	1	2	72
POTTAWATOMIE	0	0	130	0	6	136
	-----	-----	-----	-----	-----	-----
DISTRICT TOTALS	0	0	199	1	8	208

CASELOAD INVENTORY FOR
CRIMINAL MISDEMEANOR DISPOSITIONS - D.U.I.
JULY 1, 1988 - JUNE 30, 1989

	JURY TRIALS	NON-JURY TRIALS	GUILTY PLEAS	BOND FORFEITURES	DISMISSALS	TOTAL DISPOSITIONS
DISTRICT 24						
CREEK	0	6	71	1	10	88
OKFUSKEE	0	3	35	0	2	40
OKMULGEE	0	1	55	0	3	59
	-----	-----	-----	-----	-----	-----
DISTRICT TOTALS	0	10	161	1	15	187
DISTRICT 25						
ATOKA	0	0	76	0	15	91
COAL	0	0	38	0	20	58
	-----	-----	-----	-----	-----	-----
DISTRICT TOTALS	0	0	114	0	35	149
DISTRICT 26						
CANADIAN	0	2	252	0	2	256
	-----	-----	-----	-----	-----	-----
DISTRICT TOTALS	0	2	252	0	2	256
	-----	-----	-----	-----	-----	-----
STATEWIDE TOTALS	16	218	7,341	52	1,134	8,761

CASELOAD INVENTORY FOR
CRIMINAL MISDEMEANOR LITIGATION - TRAFFIC
JULY 1, 1988 - JUNE 30, 1989

	CASES PENDING 7/01/88	CASES FILED	TOTAL CASELOAD	CASES DISPOSED	PERCENT OF CASELOAD TERMINATED	CASES PENDING 6/30/89
DISTRICT 01						
BEAVER	177	1,279	1,456	1,180	81.0	276
CIMARRON	155	817	972	756	77.7	216
HARPER	144	699	843	712	84.4	0
TEXAS	612	2,435	3,047	2,177	71.4	740
	-----	-----	-----	-----	-----	-----
DISTRICT TOTALS	1,088	5,230	6,318	4,825	76.3	1,232
DISTRICT 02						
BECKHAM	1,813	2,914	4,727	2,634	55.7	1,992
CUSTER	1,389	3,659	5,048	3,488	69.1	0
ELLIS	46	330	376	307	81.6	69
GREER	983	616	1,599	700	43.7	0
HARMON	44	396	440	375	85.2	0
ROGER MILLS	217	524	741	521	70.3	220
	-----	-----	-----	-----	-----	-----
DISTRICT TOTALS	4,492	8,439	12,931	8,025	62.0	2,281
DISTRICT 03						
JACKSON	841	2,175	3,016	2,140	70.9	0
KIOWA	487	918	1,405	852	60.6	0
TILLMAN	469	860	1,329	895	67.3	0
WASHITA	496	1,664	2,160	1,482	68.6	0
	-----	-----	-----	-----	-----	-----
DISTRICT TOTALS	2,293	5,617	7,910	5,369	67.8	0
DISTRICT 04						
ALFALFA	120	750	870	636	73.1	234
BLAINE	398	2,082	2,480	2,009	81.0	0
DEWEY	283	1,144	1,427	1,071	75.0	356
GARFIELD	826	2,985	3,811	3,032	79.5	779
GRANT	164	495	659	503	76.3	156
KINGFISHER	580	1,636	2,216	1,713	77.3	503
MAJOR	261	1,240	1,501	1,307	87.0	0
WOODS	138	742	880	631	77.3	114
WOODWARD	1,356	2,845	4,201	3,321	79.0	1,228
	-----	-----	-----	-----	-----	-----
DISTRICT TOTALS	4,126	13,919	18,045	14,273	79.1	3,370

CASELOAD INVENTORY FOR
CRIMINAL MISDEMEANOR LITIGATION - TRAFFIC
JULY 1, 1988 - JUNE 30, 1989

	CASES PENDING 7/01/88	CASES FILED	TOTAL CASELOAD	CASES DISPOSED	PERCENT OF CASELOAD TERMINATED	CASES PENDING 6/30/89
DISTRICT 05						
COMANCHE	7,075	5,395	12,470	4,895	39.2	7,575
COTTON	105	1,023	1,128	997	88.3	132
JEFFERSON	373	1,320	1,693	1,219	72.0	0
STEPHENS	604	1,764	2,368	1,838	77.6	0
	-----	-----	-----	-----	-----	-----
DISTRICT TOTALS	8,157	9,502	17,659	8,949	50.6	7,707
DISTRICT 06						
CADDO	721	2,362	3,083	2,414	78.3	669
GRADY	3,053	4,986	8,039	4,367	54.3	0
	-----	-----	-----	-----	-----	-----
DISTRICT TOTALS	3,774	7,348	11,122	6,781	60.9	669
DISTRICT 07						
OKLAHOMA	42,327	14,547	56,874	12,994	22.8	41,781
	-----	-----	-----	-----	-----	-----
DISTRICT TOTALS	42,327	14,547	56,874	12,994	22.8	41,781
DISTRICT 08						
KAY	989	4,367	5,356	3,897	72.7	0
NOBLE	2,191	2,565	4,756	2,325	48.8	0
	-----	-----	-----	-----	-----	-----
DISTRICT TOTALS	3,180	6,932	10,112	6,222	61.5	0
DISTRICT 09						
LOGAN	2,074	2,398	4,472	2,220	49.6	2,252
PAYNE	3,364	5,031	8,395	4,873	58.0	0
	-----	-----	-----	-----	-----	-----
DISTRICT TOTALS	5,438	7,429	12,867	7,093	55.1	2,252
DISTRICT 10						
OSAGE	758	2,780	3,538	2,605	73.6	0
	-----	-----	-----	-----	-----	-----
DISTRICT TOTALS	758	2,780	3,538	2,605	73.6	0
DISTRICT 11						
NOWATA	255	950	1,205	1,014	84.1	0
WASHINGTON	634	1,285	1,919	1,203	62.6	681
	-----	-----	-----	-----	-----	-----
DISTRICT TOTALS	889	2,235	3,124	2,217	70.9	681

CASELOAD INVENTORY FOR
CRIMINAL MISDEMEANOR LITIGATION - TRAFFIC
JULY 1, 1988 - JUNE 30, 1989

	CASES PENDING 7/01/88	CASES FILED	TOTAL CASELOAD	CASES DISPOSED	PERCENT OF CASELOAD TERMINATED	CASES PENDING 6/30/89
DISTRICT 12						
CRAIG	1,991	2,473	4,464	2,191	49.0	2,107
MAYES	724	3,449	4,173	3,171	75.9	0
ROGERS	2,770	4,274	7,044	3,801	53.9	0
	-----	-----	-----	-----	-----	-----
DISTRICT TOTALS	5,485	10,196	15,681	9,163	58.4	2,107
DISTRICT 13						
DELAWARE	681	623	1,304	493	37.8	0
OTTAWA	546	2,620	3,166	2,418	76.3	0
	-----	-----	-----	-----	-----	-----
DISTRICT TOTALS	1,227	3,243	4,470	2,911	65.1	0
DISTRICT 14						
PAWNEE	875	1,990	2,865	1,866	65.1	999
TULSA	7,057	13,676	20,733	15,990	77.1	0
	-----	-----	-----	-----	-----	-----
DISTRICT TOTALS	7,932	15,666	23,598	17,856	75.6	999
DISTRICT 15						
ADAIR	697	1,424	2,121	1,209	57.0	912
CHEROKEE	1,624	2,440	4,064	2,165	53.2	0
MUSKOGEE	1,273	4,230	5,503	3,915	71.1	0
SEQUOYAH	4,347	3,558	7,905	2,757	34.8	0
WAGONER	1,066	5,037	6,103	4,763	78.0	1,340
	-----	-----	-----	-----	-----	-----
DISTRICT TOTALS	9,007	16,689	25,696	14,809	57.6	2,252
DISTRICT 16						
HASKELL	245	603	848	460	54.2	388
LATIMER	50	434	484	425	87.8	61
LE FLORE	1,342	1,899	3,241	1,969	60.7	1,272
	-----	-----	-----	-----	-----	-----
DISTRICT TOTALS	1,637	2,936	4,573	2,854	62.4	1,721
DISTRICT 17						
CHOCTAW	2,120	1,528	3,648	1,309	35.8	2,127
MCCURTAIN	2,030	2,947	4,977	2,938	59.0	0
PUSHMATAHA	704	2,217	2,921	2,018	69.0	903
	-----	-----	-----	-----	-----	-----
DISTRICT TOTALS	4,854	6,692	11,546	6,265	54.2	3,030

CASELOAD INVENTORY FOR
CRIMINAL MISDEMEANOR LITIGATION - TRAFFIC
JULY 1, 1988 - JUNE 30, 1989

	CASES PENDING 7/01/88	CASES FILED	TOTAL CASELOAD	CASES DISPOSED	PERCENT OF CASELOAD TERMINATED	CASES PENDING 6/30/89
DISTRICT 18						
MCINTOSH	899	1,531	2,430	1,402	57.7	0
PITTSBURG	2,391	4,874	7,265	4,195	57.7	0
	-----	-----	-----	-----	-----	-----
DISTRICT TOTALS	3,290	6,405	9,695	5,597	57.7	0
DISTRICT 19						
BRYAN	613	2,702	3,315	2,668	80.4	538
	-----	-----	-----	-----	-----	-----
DISTRICT TOTALS	613	2,702	3,315	2,668	80.4	538
DISTRICT 20						
CARTER	2,260	1,750	4,010	1,277	31.8	0
JOHNSTON	202	1,007	1,209	999	82.6	0
LOVE	1,906	857	2,763	687	24.8	2,076
MARSHALL	197	911	1,108	871	78.6	237
MURRAY	921	2,024	2,945	1,534	52.0	1,024
	-----	-----	-----	-----	-----	-----
DISTRICT TOTALS	5,486	6,549	12,035	5,368	44.6	3,337
DISTRICT 21						
CLEVELAND	2,026	3,573	5,599	3,779	67.4	2,154
GARVIN	1,108	2,754	3,862	2,437	63.1	1,425
MCCLAIN	2,146	2,015	4,161	2,077	49.9	2,084
	-----	-----	-----	-----	-----	-----
DISTRICT TOTALS	5,280	8,342	13,622	8,293	60.8	5,663
DISTRICT 22						
HUGHES	408	1,192	1,600	1,149	71.8	473
PONTOTOC	75	1,233	1,308	1,060	81.0	0
SEMINOLE	1,620	2,730	4,350	2,386	54.8	2,086
	-----	-----	-----	-----	-----	-----
DISTRICT TOTALS	2,103	5,155	7,258	4,595	63.3	2,559
DISTRICT 23						
LINCOLN	2,230	3,863	6,093	3,500	57.4	0
POTTAWATOMIE	1,527	4,688	6,215	4,830	77.7	1,385
	-----	-----	-----	-----	-----	-----
DISTRICT TOTALS	3,757	8,551	12,308	8,330	67.6	1,385

CASELOAD INVENTORY FOR
CRIMINAL MISDEMEANOR LITIGATION - TRAFFIC
JULY 1, 1988 - JUNE 30, 1989

	CASES PENDING 7/01/88	CASES FILED	TOTAL CASELOAD	CASES DISPOSED	PERCENT OF CASELOAD TERMINATED	CASES PENDING 6/30/89
DISTRICT 24						
CREEK	4,656	6,006	10,662	5,410	50.7	4,935
OKFUSKEE	1,198	2,207	3,405	1,510	44.3	1,895
OKMULGEE	429	2,285	2,714	1,935	71.3	0
	-----	-----	-----	-----	-----	-----
DISTRICT TOTALS	6,283	10,498	16,781	8,855	52.7	6,830
 DISTRICT 25						
ATOKA	541	2,439	2,980	2,190	73.4	790
COAL	349	793	1,142	872	76.3	0
	-----	-----	-----	-----	-----	-----
DISTRICT TOTALS	890	3,232	4,122	3,062	74.2	790
 DISTRICT 26						
CANADIAN	2,288	5,521	7,809	5,104	65.3	2,594
	-----	-----	-----	-----	-----	-----
DISTRICT TOTALS	2,288	5,521	7,809	5,104	65.3	2,594
	-----	-----	-----	-----	-----	-----
STATEWIDE TOTALS	136,654	196,355	333,009	185,083	55.5	93,778

CASELOAD INVENTORY FOR
CRIMINAL MISDEMEANOR DISPOSITIONS - TRAFFIC
JULY 1, 1988 - JUNE 30, 1989

	JURY TRIALS	NON-JURY TRIALS	GUILTY PLEAS	BOND FORFEITURES	DISMISSALS	TOTAL DISPOSITIONS
DISTRICT 01						
BEAVER	0	183	905	6	86	1,180
CIMARRON	2	0	673	1	80	756
HARPER	0	0	633	1	78	712
TEXAS	0	1	1,941	2	233	2,177
	-----	-----	-----	-----	-----	-----
DISTRICT TOTALS	2	184	4,152	10	477	4,825
DISTRICT 02						
BECKHAM	0	0	769	1,190	675	2,634
CUSTER	0	66	258	2,843	321	3,488
ELLIS	0	4	60	187	56	307
GREER	1	0	509	167	23	700
HARMON	0	0	326	13	36	375
ROGER MILLS	0	0	58	345	118	521
	-----	-----	-----	-----	-----	-----
DISTRICT TOTALS	1	70	1,980	4,745	1,229	8,025
DISTRICT 03						
JACKSON	0	126	1,724	87	203	2,140
KIOWA	2	5	727	5	113	852
TILLMAN	0	36	781	9	69	895
WASHITA	0	13	879	476	114	1,482
	-----	-----	-----	-----	-----	-----
DISTRICT TOTALS	2	180	4,111	577	499	5,369
DISTRICT 04						
ALFALFA	0	0	333	204	99	636
BLAINE	0	10	826	895	278	2,009
DEWEY	0	3	227	629	212	1,071
GARFIELD	0	1	1,794	397	840	3,032
GRANT	0	0	465	6	32	503
KINGFISHER	0	1	1,508	0	204	1,713
MAJOR	0	11	1,036	100	160	1,307
WOODS	0	2	610	18	51	681
WOODWARD	0	13	2,575	326	407	3,321
	-----	-----	-----	-----	-----	-----
DISTRICT TOTALS	0	41	9,374	2,575	2,283	14,273

CASELOAD INVENTORY FOR
CRIMINAL MISDEMEANOR DISPOSITIONS - TRAFFIC
JULY 1, 1988 - JUNE 30, 1989

	JURY TRIALS	NON-JURY TRIALS	GUILTY PLEAS	BOND FORFEITURES	DISMISSALS	TOTAL DISPOSITIONS
DISTRICT 05						
COMANCHE	0	0	3,931	0	964	4,895
COTTON	1	2	618	276	100	997
JEFFERSON	0	2	1,076	10	131	1,219
STEPHENS	1	550	926	27	334	1,838
	-----	-----	-----	-----	-----	-----
DISTRICT TOTALS	2	554	6,551	313	1,529	8,949
DISTRICT 06						
CADDO	0	20	2,304	50	40	2,414
GRADY	0	106	3,700	0	561	4,367
	-----	-----	-----	-----	-----	-----
DISTRICT TOTALS	0	126	6,004	50	601	6,781
DISTRICT 07						
OKLAHOMA	0	1,795	3,114	5,604	2,481	12,994
	-----	-----	-----	-----	-----	-----
DISTRICT TOTALS	0	1,795	3,114	5,604	2,481	12,994
DISTRICT 08						
KAY	1	0	1,436	2,141	319	3,897
NOBLE	0	0	1,819	0	506	2,325
	-----	-----	-----	-----	-----	-----
DISTRICT TOTALS	1	0	3,255	2,141	825	6,222
DISTRICT 09						
LOGAN	0	19	1,489	307	405	2,220
PAYNE	0	617	3,420	63	773	4,873
	-----	-----	-----	-----	-----	-----
DISTRICT TOTALS	0	636	4,909	370	1,178	7,093
DISTRICT 10						
OSAGE	0	10	814	1,087	694	2,605
	-----	-----	-----	-----	-----	-----
DISTRICT TOTALS	0	10	814	1,087	694	2,605
DISTRICT 11						
NOWATA	0	63	277	314	360	1,014
WASHINGTON	0	0	691	360	152	1,203
	-----	-----	-----	-----	-----	-----
DISTRICT TOTALS	0	63	968	674	512	2,217

CASELOAD INVENTORY FOR
CRIMINAL MISDEMEANOR DISPOSITIONS - TRAFFIC
JULY 1, 1988 - JUNE 30, 1989

	JURY TRIALS	NON-JURY TRIALS	GUILTY PLEAS	BOND FORFEITURES	DISMISSALS	TOTAL DISPOSITIONS
DISTRICT 12						
CRAIG	1	5	1,888	159	138	2,191
MAYES	0	0	1,860	970	341	3,171
ROGERS	3	0	2,173	1,015	610	3,801
	-----	-----	-----	-----	-----	-----
DISTRICT TOTALS	4	5	5,921	2,144	1,089	9,163
DISTRICT 13						
DELAWARE	0	1	417	7	68	493
OTTAWA	0	34	603	1,518	263	2,418
	-----	-----	-----	-----	-----	-----
DISTRICT TOTALS	0	35	1,020	1,525	331	2,911
DISTRICT 14						
PAWNEE	0	2	1,001	411	452	1,866
TULSA	2	67	12,953	432	2,536	15,990
	-----	-----	-----	-----	-----	-----
DISTRICT TOTALS	2	69	13,954	843	2,988	17,856
DISTRICT 15						
ADAIR	0	91	960	0	158	1,209
CHEROKEE	0	42	1,316	140	667	2,165
MUSKOGEE	0	17	3,223	26	649	3,915
SEQUOYAH	3	143	2,226	152	233	2,757
WAGONER	0	82	4,621	13	47	4,763
	-----	-----	-----	-----	-----	-----
DISTRICT TOTALS	3	375	12,346	331	1,754	14,809
DISTRICT 16						
HASKELL	0	1	158	177	124	460
LATIMER	0	47	285	0	93	425
LE FLORE	0	0	1,050	15	904	1,969
	-----	-----	-----	-----	-----	-----
DISTRICT TOTALS	0	48	1,493	192	1,121	2,854
DISTRICT 17						
CHOCTAW	0	63	887	49	310	1,309
MCCURTAIN	0	222	2,470	50	196	2,938
PUSHMATAHA	0	3	820	226	969	2,018
	-----	-----	-----	-----	-----	-----
DISTRICT TOTALS	0	288	4,177	325	1,475	6,265

CASELOAD INVENTORY FOR
CRIMINAL MISDEMEANOR DISPOSITIONS - TRAFFIC
JULY 1, 1988 - JUNE 30, 1989

	JURY TRIALS	NON-JURY TRIALS	GUILTY PLEAS	BOND FORFEITURES	DISMISSALS	TOTAL DISPOSITIONS
DISTRICT 18						
MCINTOSH	0	12	1,088	63	239	1,402
PITTSBURG	13	2,318	862	3	999	4,195
	-----	-----	-----	-----	-----	-----
DISTRICT TOTALS	13	2,330	1,950	66	1,238	5,597
DISTRICT 19						
BRYAN	0	5	1,246	567	850	2,668
	-----	-----	-----	-----	-----	-----
DISTRICT TOTALS	0	5	1,246	567	850	2,668
DISTRICT 20						
CARTER	0	1	1,098	1	177	1,277
JOHNSTON	0	5	876	8	110	999
LOVE	0	1	587	11	88	687
MARSHALL	0	1	777	8	85	871
MURRAY	3	25	1,223	50	233	1,534
	-----	-----	-----	-----	-----	-----
DISTRICT TOTALS	3	33	4,561	78	693	5,368
DISTRICT 21						
CLEVELAND	0	25	2,847	0	907	3,779
GARVIN	0	84	1,879	73	401	2,437
MCCLAIN	1	89	1,386	36	565	2,077
	-----	-----	-----	-----	-----	-----
DISTRICT TOTALS	1	198	6,112	109	1,873	8,293
DISTRICT 22						
HUGHES	0	0	1,069	8	72	1,149
PONTOTOC	1	44	456	469	90	1,060
SEMINOLE	0	6	2,036	4	340	2,386
	-----	-----	-----	-----	-----	-----
DISTRICT TOTALS	1	50	3,561	481	502	4,595
DISTRICT 23						
LINCOLN	0	70	2,773	61	596	3,500
POTTAWATOMIE	1	0	2,865	6	1,958	4,830
	-----	-----	-----	-----	-----	-----
DISTRICT TOTALS	1	70	5,638	67	2,554	8,330

CASELOAD INVENTORY FOR
CRIMINAL MISDEMEANOR DISPOSITIONS - TRAFFIC
JULY 1, 1988 - JUNE 30, 1989

	JURY TRIALS	NON-JURY TRIALS	GUILTY PLEAS	BOND FORFEITURES	DISMISSALS	TOTAL DISPOSITIONS
DISTRICT 24						
CREEK	1	844	1,681	1,790	1,094	5,410
OKFUSKEE	0	209	978	195	128	1,510
OKMULGEE	1	7	1,690	73	164	1,935
	-----	-----	-----	-----	-----	-----
DISTRICT TOTALS	2	1,060	4,349	2,058	1,386	8,855
DISTRICT 25						
ATOKA	0	0	903	948	339	2,190
COAL	0	0	179	364	329	872
	-----	-----	-----	-----	-----	-----
DISTRICT TOTALS	0	0	1,082	1,312	668	3,062
DISTRICT 26						
CANADIAN	0	60	3,634	7	1,403	5,104
	-----	-----	-----	-----	-----	-----
DISTRICT TOTALS	0	60	3,634	7	1,403	5,104
	-----	-----	-----	-----	-----	-----
STATEWIDE TOTALS	38	8,285	116,276	28,251	32,233	185,083

CASELOAD INVENTORY FOR
CRIMINAL MISDEMEANOR LITIGATION - NON-MOTOR VEHICLE
JULY 1, 1988 - JUNE 30, 1989

	CASES PENDING 7/01/88	CASES FILED	TOTAL CASELOAD	CASES DISPOSED	PERCENT OF CASELOAD TERMINATED	CASES PENDING 6/30/89
DISTRICT 01						
BEAVER	111	88	199	90	45.2	109
CIMARRON	16	54	70	51	72.8	19
HARPER	61	39	100	41	41.0	0
TEXAS	347	178	525	156	29.7	349
	-----	-----	-----	-----	-----	-----
DISTRICT TOTALS	535	359	894	338	37.8	477
DISTRICT 02						
BECKHAM	125	653	778	122	15.6	654
CUSTER	36	219	255	202	79.2	0
ELLIS	46	38	84	71	84.5	13
GREER	286	137	423	121	28.6	0
HARMON	12	40	52	44	84.6	0
ROGER MILLS	40	80	120	69	57.5	51
	-----	-----	-----	-----	-----	-----
DISTRICT TOTALS	545	1,167	1,712	629	36.7	718
DISTRICT 03						
JACKSON	652	208	860	204	23.7	0
KIOWA	145	161	306	176	57.5	0
TILLMAN	24	85	109	94	86.2	0
WASHITA	101	66	167	62	37.1	0
	-----	-----	-----	-----	-----	-----
DISTRICT TOTALS	922	520	1,442	536	37.1	0
DISTRICT 04						
ALFALFA	46	109	155	86	55.4	69
BLAINE	182	196	378	218	57.6	0
DEWEY	54	212	266	204	76.6	62
GARFIELD	717	585	1,302	310	23.8	992
GRANT	46	55	101	67	66.3	34
KINGFISHER	162	316	478	316	66.1	162
MAJOR	178	73	251	72	28.6	0
WOODS	46	100	146	106	72.6	61
WOODWARD	386	265	651	427	65.5	300
	-----	-----	-----	-----	-----	-----
DISTRICT TOTALS	1,817	1,911	3,728	1,806	48.4	1,680

CASELOAD INVENTORY FOR
CRIMINAL MISDEMEANOR LITIGATION - NON-MOTOR VEHICLE
JULY 1, 1988 - JUNE 30, 1989

	CASES PENDING 7/01/88	CASES FILED	TOTAL CASELOAD	CASES DISPOSED	PERCENT OF CASELOAD TERMINATED	CASES PENDING 6/30/89
DISTRICT 05						
COMANCHE	1,757	725	2,482	503	20.2	1,979
COTTON	41	88	129	113	87.6	35
JEFFERSON	99	162	261	149	57.0	0
STEPHENS	316	163	479	285	59.5	0
	-----	-----	-----	-----	-----	-----
DISTRICT TOTALS	2,213	1,138	3,351	1,050	31.3	2,014
DISTRICT 06						
CADDO	244	568	812	603	74.2	209
GRADY	732	557	1,289	804	62.3	0
	-----	-----	-----	-----	-----	-----
DISTRICT TOTALS	976	1,125	2,101	1,407	66.9	209
DISTRICT 07						
OKLAHOMA	14,158	2,091	16,249	1,823	11.2	14,214
	-----	-----	-----	-----	-----	-----
DISTRICT TOTALS	14,158	2,091	16,249	1,823	11.2	14,214
DISTRICT 08						
KAY	108	314	422	293	69.4	0
NOBLE	21	91	112	91	81.2	0
	-----	-----	-----	-----	-----	-----
DISTRICT TOTALS	129	405	534	384	71.9	0
DISTRICT 09						
LOGAN	275	408	683	358	52.4	325
PAYNE	897	550	1,447	489	33.7	0
	-----	-----	-----	-----	-----	-----
DISTRICT TOTALS	1,172	958	2,130	847	39.7	325
DISTRICT 10						
OSAGE	364	464	828	450	54.3	0
	-----	-----	-----	-----	-----	-----
DISTRICT TOTALS	364	464	828	450	54.3	0
DISTRICT 11						
NOWATA	80	157	237	180	75.9	0
WASHINGTON	202	471	673	426	63.3	226
	-----	-----	-----	-----	-----	-----
DISTRICT TOTALS	282	628	910	606	66.5	226

CASELOAD INVENTORY FOR
CRIMINAL MISDEMEANOR LITIGATION - NON-MOTOR VEHICLE
JULY 1, 1988 - JUNE 30, 1989

	CASES PENDING 7/01/88	CASES FILED	TOTAL CASELOAD	CASES DISPOSED	PERCENT OF CASELOAD TERMINATED	CASES PENDING 6/30/89
DISTRICT 12						
CRAIG	125	278	403	257	63.7	124
MAYES	110	462	572	454	79.3	0
ROGERS	502	1,128	1,630	1,069	65.5	0
	-----	-----	-----	-----	-----	-----
DISTRICT TOTALS	737	1,868	2,605	1,780	68.3	124
DISTRICT 13						
DELAWARE	565	642	1,207	607	50.2	0
OTTAWA	432	1,124	1,556	1,055	67.8	0
	-----	-----	-----	-----	-----	-----
DISTRICT TOTALS	997	1,766	2,763	1,662	60.1	0
DISTRICT 14						
PAWNEE	106	174	280	128	45.7	152
TULSA	2,963	1,982	4,945	1,484	30.0	0
	-----	-----	-----	-----	-----	-----
DISTRICT TOTALS	3,069	2,156	5,225	1,612	30.8	152
DISTRICT 15						
ADAIR	280	431	711	381	53.5	330
CHEROKEE	767	615	1,382	728	52.6	0
MUSKOGEE	175	336	511	315	61.6	0
SEQUOYAH	950	273	1,223	185	15.1	0
WAGONER	278	537	815	374	45.8	441
	-----	-----	-----	-----	-----	-----
DISTRICT TOTALS	2,450	2,192	4,642	1,983	42.7	771
DISTRICT 16						
HASKELL	224	191	415	175	42.1	240
LATIMER	171	531	702	351	50.0	235
LE FLORE	489	1,027	1,516	926	61.0	590
	-----	-----	-----	-----	-----	-----
DISTRICT TOTALS	884	1,749	2,633	1,452	55.1	1,065
DISTRICT 17						
CHOCTAW	391	430	821	461	56.1	376
MCCURTAIN	95	291	386	319	82.6	0
PUSHMATAHA	342	255	597	275	46.0	322
	-----	-----	-----	-----	-----	-----
DISTRICT TOTALS	828	976	1,804	1,055	58.4	698

CASELOAD INVENTORY FOR
CRIMINAL MISDEMEANOR LITIGATION - NON-MOTOR VEHICLE
JULY 1, 1988 - JUNE 30, 1989

	CASES PENDING 7/01/88	CASES FILED	TOTAL CASELOAD	CASES DISPOSED	PERCENT OF CASELOAD TERMINATED	CASES PENDING 6/30/89
DISTRICT 18						
MCINTOSH	110	334	444	309	69.5	0
PITTSBURG	477	632	1,109	393	35.4	0
	-----	-----	-----	-----	-----	-----
DISTRICT TOTALS	587	966	1,553	702	45.2	0
DISTRICT 19						
BRYAN	267	390	657	439	66.8	217
	-----	-----	-----	-----	-----	-----
DISTRICT TOTALS	267	390	657	439	66.8	217
DISTRICT 20						
CARTER	382	378	760	369	48.5	0
JOHNSTON	40	354	394	333	84.5	0
LOVE	195	145	340	134	39.4	206
MARSHALL	32	176	208	188	90.3	20
MURRAY	19	141	160	149	93.1	20
	-----	-----	-----	-----	-----	-----
DISTRICT TOTALS	668	1,194	1,862	1,173	63.0	246
DISTRICT 21						
CLEVELAND	2,218	2,205	4,423	3,457	78.1	2,827
GARVIN	266	347	613	298	48.6	315
MCCLAIN	348	238	586	63	10.7	523
	-----	-----	-----	-----	-----	-----
DISTRICT TOTALS	2,832	2,790	5,622	3,818	67.9	3,665
DISTRICT 22						
HUGHES	108	178	286	167	58.3	113
PONTOTOC	100	438	538	419	77.8	0
SEMINOLE	457	330	787	326	41.4	438
	-----	-----	-----	-----	-----	-----
DISTRICT TOTALS	665	946	1,611	912	56.6	551
DISTRICT 23						
LINCOLN	243	245	488	212	43.4	0
POTTAWATOMIE	141	331	472	288	61.0	184
	-----	-----	-----	-----	-----	-----
DISTRICT TOTALS	384	576	960	500	52.0	184

CASELOAD INVENTORY FOR
CRIMINAL MISDEMEANOR LITIGATION - NON-MOTOR VEHICLE
JULY 1, 1988 - JUNE 30, 1989

	CASES PENDING 7/01/88	CASES FILED	TOTAL CASELOAD	CASES DISPOSED	PERCENT OF CASELOAD TERMINATED	CASES PENDING 6/30/89
DISTRICT 24						
CREEK	1,047	564	1,611	524	32.5	1,057
OKFUSKEE	172	201	373	136	36.4	237
OKMULGEE	65	360	425	368	86.5	0
	-----	-----	-----	-----	-----	-----
DISTRICT TOTALS	1,284	1,125	2,409	1,028	42.6	1,294
 DISTRICT 25						
ATOKA	79	202	281	213	75.8	68
COAL	61	119	180	136	75.5	0
	-----	-----	-----	-----	-----	-----
DISTRICT TOTALS	140	321	461	349	75.7	68
 DISTRICT 26						
CANADIAN	940	516	1,456	433	29.7	984
	-----	-----	-----	-----	-----	-----
DISTRICT TOTALS	940	516	1,456	433	29.7	984
	-----	-----	-----	-----	-----	-----
STATEWIDE TOTALS	39,845	30,297	70,142	28,774	41.0	29,882

CASELOAD INVENTORY FOR
CRIMINAL MISDEMEANOR DISPOSITIONS - NON-MOTOR VEHICLE
JULY 1, 1988 - JUNE 30, 1989

	JURY TRIALS	NON-JURY TRIALS	GUILTY PLEAS	BOND FORFEITURES	DISMISSALS	TOTAL DISPOSITIONS
DISTRICT 01						
BEAVER	0	6	69	2	13	90
CIMARRON	0	0	30	0	21	51
HARPER	2	0	28	0	11	41
TEXAS	0	0	115	1	40	156
	-----	-----	-----	-----	-----	-----
DISTRICT TOTALS	2	6	242	3	85	338
DISTRICT 02						
BECKHAM	0	3	93	5	21	122
CUSTER	1	16	149	14	22	202
ELLIS	0	4	17	7	43	71
GREER	3	0	101	2	15	121
HARMON	0	7	27	7	3	44
ROGER MILLS	0	0	42	21	6	69
	-----	-----	-----	-----	-----	-----
DISTRICT TOTALS	4	30	429	56	110	629
DISTRICT 03						
JACKSON		93	53	15	39	204
KIOWA	2	0	137	0	37	176
TILLMAN	4	19	55	0	16	94
WASHITA	1	0	29	1	31	62
	-----	-----	-----	-----	-----	-----
DISTRICT TOTALS	11	112	274	16	123	536
DISTRICT 04						
ALFALFA	0	0	55	13	18	86
BLAINE	0	2	92	22	102	218
DEWEY	0	2	143	20	39	204
GARFIELD	1	0	129	0	180	310
GRANT	1	1	51	5	9	67
KINGFISHER	0	0	255	4	57	316
MAJOR	0	0	32	0	40	72
WOODS	0	0	60	4	42	106
WOODWARD	0	23	173	8	223	427
	-----	-----	-----	-----	-----	-----
DISTRICT TOTALS	2	28	990	76	710	1,806

CASELOAD INVENTORY FOR
CRIMINAL MISDEMEANOR DISPOSITIONS - NON-MOTOR VEHICLE
JULY 1, 1988 - JUNE 30, 1989

	JURY TRIALS	NON-JURY TRIALS	GUILTY PLEAS	BOND FORFEITURES	DISMISSALS	TOTAL DISPOSITIONS
DISTRICT 05						
COMANCHE	13	0	447	0	43	503
COTTON	8	0	69	6	30	113
JEFFERSON	2	1	115	2	29	149
STEPHENS	4	42	126	0	113	285
	-----	-----	-----	-----	-----	-----
DISTRICT TOTALS	27	43	757	8	215	1,050
DISTRICT 06						
CADDO	0	0	563	2	38	603
GRADY	4	5	361	4	430	804
	-----	-----	-----	-----	-----	-----
DISTRICT TOTALS	4	5	924	6	468	1,407
DISTRICT 07						
OKLAHOMA	15	10	1,481	12	305	1,823
	-----	-----	-----	-----	-----	-----
DISTRICT TOTALS	15	10	1,481	12	305	1,823
DISTRICT 08						
KAY	3	1	239	16	34	293
NOBLE	0	0	79	1	11	91
	-----	-----	-----	-----	-----	-----
DISTRICT TOTALS	3	1	318	17	45	384
DISTRICT 09						
LOGAN	4	0	223	9	122	358
PAYNE	1	8	243	16	221	489
	-----	-----	-----	-----	-----	-----
DISTRICT TOTALS	5	8	466	25	343	847
DISTRICT 10						
OSAGE	2	4	264	57	123	450
	-----	-----	-----	-----	-----	-----
DISTRICT TOTALS	2	4	264	57	123	450
DISTRICT 11						
NOWATA	1	4	86	3	86	180
WASHINGTON	2	2	303	0	119	426
	-----	-----	-----	-----	-----	-----
DISTRICT TOTALS	3	6	389	3	205	606

CASELOAD INVENTORY FOR
CRIMINAL MISDEMEANOR DISPOSITIONS - NON-MOTOR VEHICLE
JULY 1, 1988 - JUNE 30, 1989

	JURY TRIALS	NON-JURY TRIALS	GUILTY PLEAS	BOND FORFEITURES	DISMISSALS	TOTAL DISPOSITIONS
DISTRICT 12						
CRAIG	3	4	186	2	62	257
MAYES	2	2	273	81	96	454
ROGERS	6	279	268	50	466	1,069
	-----	-----	-----	-----	-----	-----
DISTRICT TOTALS	11	285	727	133	624	1,780
DISTRICT 13						
DELAWARE	0	0	415	18	174	607
OTTAWA	1	2	714	39	299	1,055
	-----	-----	-----	-----	-----	-----
DISTRICT TOTALS	1	2	1,129	57	473	1,662
DISTRICT 14						
PAWNEE	1	0	79	15	33	128
TULSA	23	28	792	0	641	1,484
	-----	-----	-----	-----	-----	-----
DISTRICT TOTALS	24	28	871	15	674	1,612
DISTRICT 15						
ADAIR	0	110	228	0	43	381
CHEROKEE	1	17	361	83	266	728
MUSKOGEE	3	10	184	65	53	315
SEQUOYAH	0	14	130	10	31	185
WAGONER	0	45	290	7	32	374
	-----	-----	-----	-----	-----	-----
DISTRICT TOTALS	4	196	1,193	165	425	1,983
DISTRICT 16						
HASKELL	0	0	149	0	26	175
LATIMER	2	1	260	0	88	351
LE FLORE	2	1	503	149	271	926
	-----	-----	-----	-----	-----	-----
DISTRICT TOTALS	4	2	912	149	385	1,452
DISTRICT 17						
CHOCTAW	0	31	339	35	56	461
MCCURTAIN	2	54	194	22	47	319
PUSHMATAHA	0	4	114	13	144	275
	-----	-----	-----	-----	-----	-----
DISTRICT TOTALS	2	89	647	70	247	1,055

CASELOAD INVENTORY FOR
CRIMINAL MISDEMEANOR DISPOSITIONS - NON-MOTOR VEHICLE
JULY 1, 1988 - JUNE 30, 1989

	JURY TRIALS	NON-JURY TRIALS	GUILTY PLEAS	BOND FORFEITURES	DISMISSALS	TOTAL DISPOSITIONS
DISTRICT 18						
MCINTOSH	1	8	250	13	37	309
PITTSBURG	3	9	288	1	92	393
	-----	-----	-----	-----	-----	-----
DISTRICT TOTALS	4	17	538	14	129	702
DISTRICT 19						
BRYAN	3	2	138	0	296	439
	-----	-----	-----	-----	-----	-----
DISTRICT TOTALS	3	2	138	0	296	439
DISTRICT 20						
CARTER	10	20	296	1	42	369
JOHNSTON	4	7	241	11	70	333
LOVE	1	0	110	13	10	134
MARSHALL	0	0	160	13	15	188
MURRAY	0	9	93	27	20	149
	-----	-----	-----	-----	-----	-----
DISTRICT TOTALS	15	36	900	65	157	1,173
DISTRICT 21						
CLEVELAND	5	6	1,212	0	2,234	3,457
GARVIN	2	9	184	6	97	298
MCCLAIN	1	7	44	0	11	63
	-----	-----	-----	-----	-----	-----
DISTRICT TOTALS	8	22	1,440	6	2,342	3,818
DISTRICT 22						
HUGHES	0	0	131	1	35	167
PONTOTOC	2	48	285	1	83	419
SEMINOLE	0	13	241	15	57	326
	-----	-----	-----	-----	-----	-----
DISTRICT TOTALS	2	61	657	17	175	912
DISTRICT 23						
LINCOLN	0	0	160	18	34	212
POTTAWATOMIE	1	1	232	4	50	288
	-----	-----	-----	-----	-----	-----
DISTRICT TOTALS	1	1	392	22	84	500

CASELOAD INVENTORY FOR
CRIMINAL MISDEMEANOR DISPOSITIONS - NON-MOTOR VEHICLE
JULY 1, 1988 - JUNE 30, 1989

	JURY TRIALS	NON-JURY TRIALS	GUILTY PLEAS	BOND FORFEITURES	DISMISSALS	TOTAL DISPOSITIONS
DISTRICT 24						
CREEK	2	25	194	94	209	524
OKFUSKEE	0	22	91	9	14	136
OKMULGEE	3	3	247	9	106	368
	-----	-----	-----	-----	-----	-----
DISTRICT TOTALS	5	50	532	112	329	1,028
DISTRICT 25						
ATOKA	1	0	88	44	80	213
COAL	0	1	65	9	61	136
	-----	-----	-----	-----	-----	-----
DISTRICT TOTALS	1	1	153	53	141	349
DISTRICT 26						
CANADIAN	0	12	324	0	97	433
	-----	-----	-----	-----	-----	-----
DISTRICT TOTALS	0	12	324	0	97	433
	-----	-----	-----	-----	-----	-----
STATEWIDE TOTALS	163	1,057	17,087	1,157	9,310	28,774