



Annual Report Fiscal Year 1989

124674

11-8-90
MFL



State of Maine
Judicial Department



ANNUAL REPORT FISCAL YEAR 1989

State of Maine Judicial Department

**Administrative Office of the Courts
70 Center Street, P.O. Box 4820, D.T.S.
Portland, Maine 04112**

Cover illustration of York County Courthouse, Alfred, Maine, by: Pauline R. DeHaven

This annual report is the first one to report activity and caseload statistics on a fiscal year (July 1 - June 30) basis. Previous State of Maine Judicial Department reports have been done on a calendar year (January - December) basis. Because the last report to be published covered calendar year 1987, this report includes figures from calendar year 1988, as well as FY'89, thereby spanning an 18-month period. For the next several years, previous calendar year caseload data will be displayed in addition to the new fiscal year data in order to preserve the ability to perform trend analyses.

124674

**U.S. Department of Justice
National Institute of Justice**

This document has been reproduced exactly as received from the person or organization originating it. Points of view or opinions stated in this document are those of the authors and do not necessarily represent the official position or policies of the National Institute of Justice.

Permission to reproduce this copyrighted material has been granted by

Maine Administrative Office
of the Courts

to the National Criminal Justice Reference Service (NCJRS).

Further reproduction outside of the NCJRS system requires permission of the copyright owner.

State of Maine

ADMINISTRATIVE OFFICE OF THE COURTS

P.O. Box 4820 Downtown Station
Portland, Maine 04112
207-879-4792

Dana R. Baggett
State Court Administrator

March 1990

The Honorable Vincent L. McKusick, Chief Justice of the Supreme Judicial Court
The Honorable John R. McKernan, Jr., Governor of Maine
Ladies and Gentlemen of the 114th Legislature

It is an honor and a privilege for me to transmit the 13th Annual Report of the Judicial Department covering activities over an 18 month period between January 1, 1988 and June 30, 1989.

As has been a consistent trend of these annual reports, case filings again reached historic heights. Over 344,000 cases were filed for fiscal year 1989 as compared with 312,000 cases for calendar year 1987, the period covered in our 12th Annual Report.

Once again, the Maine District Court accounted for the great majority of these cases. For the first time in the state's history, this court alone received and disposed of well over 300,000 cases.

Workload is unrelenting in all our state courts. This report is a tribute to the men and women in our courts - both on the bench and behind the counter - whose continued productivity makes our justice system work.

The compilation of this report is a collaborative effort involving court clerks and their staff across the state. It was complicated this year by the conversion of the report to a fiscal year basis to be more consistent with our financial data. Debra Olken served as editor in chief; Sherry Reed compiled and edited the data; Fran Norton ably assisted. Many thanks.

Sincerely,



TABLE OF CONTENTS

"THE STATE OF THE JUDICIARY"
by Chief Justice Vincent L. McKusick

1

THE YEAR IN REVIEW

Fiscal Information	7
Court Structure	12
State Court Caseload Summary	15
Court Administration	17
Statutory Responsibilities of the Administrative Office of the Courts	18
Activities and Projects	20
Committees of the Judicial Department	27
Judicial Roster	35
Clerk Roster	37

APPENDICES

I.	<u>Law Court Caseload Statistics</u>	
	Narrative Summary of Caseload Statistics	39
	Statistical Tables	40
II.	<u>Superior Court Caseload Statistics</u>	
	Map of Superior Court Locations	49
	Narrative Summary of Caseload Statistics (including Medical Malpractice claims)	50
	Total Caseload Statistical Table	53
	Civil Statistical Tables	55
	Civil Definitions	82
	URESAs Statistical Tables	85
	Criminal Statistical Tables	89
	Criminal Definitions	127
III.	<u>District Court Caseload Statistics</u>	
	Map of District Court Locations	129
	Narrative Summary of Caseload Statistics	130

Statistical Tables	131
Case Type Definitions	160
Footnotes	161

IV.	<u>Administrative Court Caseload Statistics</u>	
	Statistical Tables	163
V.	<u>Court Mediation Service Caseload Statistics</u>	
	Narrative Summary of Caseload Statistics	165
	Statistical Tables	165
VI.	<u>Court Appointed Special Advocate (CASA) Program</u>	
	Narrative Summary of Caseload Statistics	175
	Statistical Table	176

TABLES INDEX

FISCAL INFORMATION

F-1	Comparative Expenditure Summary	7
F-2	Expenditures by Category	8
F-3	Comparative Revenue Summary	9
F-4	Comparative Revenue Summary for Superior Court	10
F-5	Comparative Revenue Summary for District Court and Administrative Court	11

STATE COURT CASELOAD SUMMARY

16

LAW COURT CASELOAD

LC-1	Total Caseload and Written Opinions	40
LC-2	Dispositions	41
LC-3	Average Time to Disposition	43
LC-4	Actual Time to Disposition	45
LC-5	Appellate Division Caseload	47

COURT SECURITY INCIDENTS 26

SUPERIOR COURT CASELOAD

Medical Malpractice Cases	50
SC-1 Total Caseload Summary	53
SC-2 Civil Filings Summary	55
SC-3 Civil Dispositions Summary	56
SC-4 Civil Pending Caseload Summary	57
SC-5 Civil Filings and Dispositions by Type of Case	58
SC-6 Civil Dispositions by Type of Disposition	67
SC-7 Civil Jury Trials	76
SC-8 Civil Non-Jury Trials	77
SC-9 Age of Civil Pending Caseload	78
SC-10 Average Time to Civil Jury Trial	79
SC-11 Average Time to Civil Disposition	80
SC-12 Actual Time to Civil Disposition	81
SC-13 URESA Filings Summary	85
SC-14 URESA Dispositions Summary	86
SC-15 URESA Pending Caseload Summary	87
SC-16 Criminal Filings Summary	89
SC-17 Criminal Dispositions Summary	90
SC-18 Criminal Pending Caseload Summary	91
SC-19 Criminal Filings and Dispositions by Type of Case	92
SC-20 Criminal Filings and Dispositions by Class of Charge	101
SC-21 Criminal Pending Caseload and Outstanding Warrants of Arrest	110
SC-22 Criminal Dispositions by Type of Case and Class of Charge	111
SC-23 Criminal Dispositions by Type of Disposition	112
SC-24 Criminal Jury Trials	121
SC-25 Criminal Jury Trials by Type of Case	122
SC-26 Criminal Jury Waived Trials	123
SC-27 Average Time to Criminal Jury Trial	124
SC-28 Average Time to Criminal Disposition	125
SC-29 Actual Time to Criminal Disposition	126

DISTRICT COURT CASELOAD

DC-1 Total Filings	131
DC-2 Total Filings in the Ten Largest Court Locations	133
DC-3 Filings, Excluding "Civil Violations and Traffic Infractions"	134
DC-4 Child Protective Caseload	136
DC-5 Filings and Dispositions by Type of Case	137
DC-6 Waivers	156
DC-7 Electronic Recording Division, Number of Transcriptions	158
DC-8 Electronic Recording Division, Recording Time by Court Location	159

ADMINISTRATIVE COURT CASELOAD

AC-1 Caseload Statistics	163
AC-2 District Court and Superior Court Cases Heard by Administrative Court Judges	164

COURT MEDIATION SERVICE CASELOAD

CM-1 Caseload Summary by Type	165
CM-2 Statewide Summary by Case Type and Disposition	166
CM-3 Cases Mediated by Type of Case - Detail	167
CM-4 Cases Mediated by Type of Dis- position - 1988 Detail	169
CM-5 Cases Mediated by Type of Dis- position - FY'89 Detail	171
CM-6 Mediation Sessions 1986 - FY'89	173

**COURT APPOINTED SPECIAL ADVOCATE
(CASA) CASELOAD**

CS-1 CASA Volunteer and Caseload Analysis	176
---	-----

“THE STATE OF THE JUDICIARY”

by

Chief Justice Vincent L. McKusick

**A Report to the Joint Convention
of the 114th Maine Legislature
(First Regular Session)**

February 7, 1989

"THE STATE OF THE JUDICIARY"

A Report to the Joint Convention of the 114th
Legislature

By
Chief Justice Vincent L. McKusick

February 7, 1989

I last stood at this podium at this same hour exactly 52 weeks ago. As the head of the Judicial Department, I always welcome your annual invitation to report on the state of the Third branch. I propose this morning to provide you with a Review of the Year in the courts since my last report. Then I'll comment on where we are and where we should be going.

The past year has in general been a good one in the courts - thanks in no small part to the working together of the three great branches of State Government in the spirit of the Three C's - comity, communication, and cooperation. That is not to say that the courts do not have serious problems or that the courts do not have substantial needs, but the good news is that we are identifying and addressing those problems and needs. I will have more to say about that side of things later.

In the last year, the Supreme Judicial Court in its appellate work has kept on top of its heavy caseload. Last year the Law Court set a record in the average number of opinions issued by each justice - nearly 50, for a total of 348 opinions. The Law Court also had to review some 70 petitions for discretionary review in workers' compensation and post-conviction cases. During 1988 the Law Court continued its "road show" by sitting in Knox, Androscoggin, and Sagadahoc Counties for the first time ever and in Franklin County for the first time since 1851. We look forward to sitting in Ellsworth in May to help celebrate the 200th Anniversary of the incorporation of Hancock County.

In the last year, the trial courts - particularly the District Court -

have again experienced an extraordinary increase in their already heavy caseloads. I am proud the judges and clerks and other personnel of our trial courts have met that demanding challenge as well as they have, but we must get help for them. I will have more to say about their need in a moment.

In the last year, with legislative support, the trial courts have broadened and strengthened existing innovative programs for improving their service to society.

1. Only three months before his death in October, Lincoln Clark, Director of the Court Mediation Service, issued an impressive 10-year report. That program started in 1977 with a small group of volunteers mediating 61 small claims cases in Portland. By 1988 a statewide network of paid mediators were handling mandatory mediation of contested divorces involving minor children and providing voluntary mediation of small claims and other civil cases - in all, well over 4,000 cases a year. The Court Mediation Service stands as a distinguished memorial to Lincoln Clark, the Father of Maine Mediation.

2. 1988 was a year of commendable growth in the CASA program - the Court Appointed Special Advocates program. In this one year CASA volunteers have been appointed guardians ad litem for children at risk in 263 new child protection cases in 16 District Courts all across the state. One hundred sixty-two dedicated and specially trained volunteers from the local communities continue to perform this immensely valuable, long-term service to our children.

3. The Medical Malpractice Screening Panels, created by statute and placed under the administrative direction of Chief Justice Brody of the Superior Court, have completed a second year of operation. Those panels have proved themselves a success. They have disposed finally of nearly half of the 200-plus malpractice cases filed in 1987 and 1988.

The last year has also seen other innovative programs newly instituted in the trial courts:

1. The indigency screening program with legislative funding, became operative in Portland in January 1988 and in seven other locations in July. Both the Maine and the U.S. Constitutions require the State to pay for counsel for indigent criminal defendants. For the protection of the public treasury, however, we must assure that only a criminal defendant in financial need gets a free attorney. Figures already show that the indigency screening program is working, as it should, to identify unqualified applicants and to deter others from even applying. You will have before you a proposal to extend that worthwhile program statewide.

2. With legislative funding the Superior Court on September 1st started a pilot Alternative Dispute Resolution Program in York and Knox Counties. By this program, specially selected and trained attorney mediators, working under the supervision and control of the court, will seek to resolve substantial civil cases in order to avoid the delays and costs of full pretrial and trial proceedings. This program results from a study sponsored by the Maine State Bar Association, which was headed last year by your colleague, Representative Francis Marsano.

3. A grant from the Maine Bar Foundation has provided the Superior Court with a juror orientation video. This video, running about 13 minutes, is being shown to jurors to supplement the preliminary instructions given by the presiding justice. It saves time for the justice and it assures uniformity in the basic instruction. The video program gives a good view of how a case proceeds in court. We have copies available to lend to civic organizations and schools. We are studying the possible use of similar videos for instructions for the grand jury and for basic information on arraignments in the District Court.

As of last July 1, the Legislature increased the funds for paying court-appointed counsel for indigent criminal defendants, thus alleviating a serious problem, particularly in rural counties. As I earlier noted, we have had a constitutional obligation to provide

defense counsel to indigent defendants on their request. The Supreme Judicial Court is issuing fee schedules reflecting the increased funding. I point out that the fees still fall short of the full "market value" of the services rendered. The lawyers of Maine have always done a fine job of discharging their professional responsibility to help the courts in providing representation to the indigent. They cannot, however, be expected to carry the full financial load. I congratulate the Legislature for recognizing and addressing the past problem of underfunding of indigent criminal defense.

In the last year, with your help, we continued to upgrade or replace overcrowded and inefficient court facilities. The District Courts in Bridgton and Calais are moving into new quarters, and the grossly inadequate Kittery District Court facility has been replaced by a new court building adjacent to Turnpike Exit 1 in York. With the opening of the new Bridgton District Court by mid-March, all 49 trial court locations, with the sole exception of Presque Isle, are fully accessible to handicapped persons - and a new Presque Isle District Court is right now in the planning stage. Thus, with your support we have nearly finished the handicapped-access program started in 1985. We also have made good progress in planning a new District Court building to serve the fast-growing Bath-Brunswick area. Chief Judge Devine and I have given top priority to that facility, which we expect will be located at the West Bath Exit from U.S. Route 1.

One event in 1988 was of particular long-term significance for housing the courts of this state. Last summer the legislatively created Maine Court Facilities Authority became operational under the chairmanship of Colin Hampton, former President of UNUM Corporation. One big advantage of using the Authority for financing court buildings by revenue bonds is that the State will own the facilities after 20 years rather than paying rent forever. The Authority has already raised the moneys for a portion of the addition to the Cumberland County Courthouse. Groundbreaking on that project has been delayed by the fact the bids came in substantially above the architect's estimates, but I am confident that redesign and rebidding will permit us to break

ground this year on that urgently needed facility.

In further regard to court facilities, you last year created and funded the Supreme Judicial Court Plan and Design Commission. That Commission under the chairmanship of your colleague Representative Ruth Foster is now engaged in the second phase of the planning necessary to bring the Supreme Judicial Court to Augusta, to join the other two branches of State Government. I again remind you that Article IX, section 16 of the Maine Constitution reads: "Augusta is hereby declared to be the seat of government of this state."

In the last year we have made steady progress on the very large and the very difficult job of computerizing the trial courts. All 32 District Court locations now have their criminal cases and traffic infractions on computer, and work is under way to program and install computers to handle the criminal cases at the 17 Superior Court locations across the state. All of us, including our highly competent computer officer, Ben Crites, wish that computerization could be completed faster. It's a very big job. It is made so by the location of our 49 trial courts all across the state and by the complexity of court operations. But I can say with confidence that our computer system is of high quality. We are getting the most for our dollar. We are also fully supporting the work of the commission to computerize criminal history records that is chaired by Senator Joseph Brannigan. The proposed computer system will interconnect the courts with the State Bureau of Identification, the Motor Vehicles Division, and law enforcement agencies at all levels. The Senator for some reason calls it the "MCJUSTIS Program."

In concluding this "Review of the Year," I proudly report that the joint Annual Meeting of the National Conferences of Chief Justices and of State Court Administrators, held at the Samoset at Rockport the first week of August, was a huge success. The midsummer beauty of the Maine coast drew the largest gathering of top state court officials ever to be assembled anywhere. The Maine State Bar Association sponsored an opening reception for our guests. No public appropriation was required to bring these

major national conferences to Maine. The same is true of the American Bar Association Appellate Judges Seminar that drew many judges from all over the country to Portland in late September.

I now want to discuss with you where the courts of Maine find themselves today and where they should be going - I want to discuss some of the problems and needs of the Maine courts.

The number one need of the Maine courts right now is for additional personnel in the clerks' offices of our 49 different trial court locations. I hope you will give favorable consideration to our request to add 50 new people in our clerks' offices in three steps over the next year and a half. We have kept our request to a bare minimum. The total number 50 may seem large at first blush; but, remember, these new people will be assigned according to need across the State at 49 different locations.

This urgent need for help in our clerks' offices is driven by the dramatic increase in trial court caseloads. Each year now, starting with 1985, I have reported from this podium that a record number of cases has been filed in the courts of Maine. 1988 was no different, with more than 340,000 cases filed statewide.

Let me put that 340,000 figure in perspective. It took our courts from statehood in 1820 to 1977 - over one hundred and fifty years - to reach 200,000 cases annually. Then up to 1984 our trial courts had reached less than 240,000 cases, an average yearly increase of about 5,000 cases per year. In adding more than 100,000 cases in the last four years, we have witnessed a five-fold jump in the annual growth rate of our caseload.

There are many reasons for this explosion in the use of the courts of Maine. The reasons include, I believe, accelerated economic activity; increased criminal law enforcement; heightened concern of our children and others needing protection against neglect or sexual or other abuse; increased land use regulation in the face of an expanded rate of real estate development; and growing highway traffic.

The increase of 100,000 cases in only four years can be put in perspective another way. In terms of workload, it is as if we added in these last four years four new courts of equal size to the four District Courts now operating in Biddeford, Lewiston, Augusta, and Bangor - while maintaining business as usual in those communities and elsewhere across the State! If we had duplicated those four courts, we would have needed 8 new courtrooms, about 8 additional judges, and 50 additional clerks, not to mention mediation rooms, waiting areas, and so on. In fact, in the last four years we have added only two new District Court judges and virtually no additional clerks.

The tremendous workload thrown upon the people in our clerks' offices is quantified dramatically in another way. This fiscal year our clerks will collect in cash and checks over \$21 million at 49 different court locations. Those collections are almost double the \$11.2 million collected only four years ago. As an aside, I would note that the \$21 million collected in fines and fees and turned over to the State Treasury will this year as usual cover about 75 percent of all the state costs of running the courts.

I must point out that it is not only increased numbers of cases and increased dollars to be collected that multiplies work for our clerks. Increased workload also comes along with every one of the valuable innovative programs we have instituted for improving the courts' service to the public. Mandatory mediation for divorce, the CASA program, the medical malpractice screening panels, the Superior Court's expedited caseload system, and so on - every one of these commendable programs places additional administrative and scheduling burdens on our clerks. Better service to the public comes only at the price of more work for the clerks' offices.

We are most fortunate to have highly dedicated and competent court clerks - and I mean all those who work in the offices of the clerks of court. They are the front-line soldiers of the Judicial Department, and they are "good soldiers." Every day they undertake a variety of roles and responsibilities in operating the

courts and in dealing with the public that rivals Superman and Superwoman. I am proud of the way they have responded to the deluge of new cases in the past four years, but we cannot expect them to continue to carry their steadily increasing load without help. Getting for our hard-pressed court clerks the additional help they urgently need I consider simply a matter of common fairness to them.

For all these reasons I urgently request 50 additional clerical personnel over the next year and a half. I repeat, our request is the minimum to meet our needs. It is modest in light of our exploding caseloads and considering the size of our statewide operations at 49 different trial court locations.

We are also asking for two additional judges for the District Court and two for the Superior Court. The increased number of cases in our trial courts is not the only reason for needing more judges. Cases are becoming more complex and are taking longer to try. For example, trials of several hours and even days have become commonplace in the District Court - for example, in divorce and parental rights termination cases. Maine has only 49 active judges, putting it at the bottom of the scale in number of judges per 100,000 population when compared with either the other New England states or with other rural states across the country.

In this coming year we will continue to work on our needs for more adequate court facilities at several locations around the state. We hope very much to see groundbreaking this year for the new District Court facilities I have already mentioned at Bath-Brunswick and at Presque Isle. We also are studying facilities problems in the District Courts in Dover-Foxcroft and Machias. Capital funds to meet those needs we propose to raise through the Maine Court Facilities Authority.

We are also giving special study to the facilities needs of both the District Court and the Superior Court in York County. All the courts there have experienced a particularly dramatic increase in caseload. The Biddeford District Court is simply running out of room to perform its basic functions. The Superior Court in Alfred

has only one adequate jury courtroom and could use at least two more. I hope my report next year will be able to suggest a solution to the York County facilities problem. The Superior Court also has serious space problems in Androscoggin and Kennebec, as well as most other counties. We will be addressing these needs on a priority basis.

You have before you the final report of the Joint Select Committee on Corrections now chaired by your colleagues, Senator Beverly Bustin and Representative Rita Melendy. L.D. 44, proposed by the Committee, would create a system for enhanced review of criminal sentences by the Law Court. My colleague Justice Wathen, after studying the long-time experience in Great Britain with sentence appeals, has suggested in a recent Maine Law Review article¹ that a thorough review of sentences by the Law Court with written opinions could develop sentencing standards - or guidelines, if you like - through a case-by-case evolutionary process. These standards would of course be controlled by the maximums or any minimums set by the statutes for particular crimes. The guidelines thus developed by case law could prove a helpful tool for trial judges in discharging their difficult sentencing responsibility. They also could assist in reducing sentencing disparity and in realizing greater fairness in the system. The enhanced sentence review would place an additional burden on the Law Court, but that burden is one my colleagues and I are prepared to assume and that on balance we believe is worthwhile to make a place for.

Three years ago the Legislature created the Maine Commission to Commemorate the Bicentennial of the U.S. Constitution. That Commission, under the leadership originally of former University of Maine President Arthur M. Johnson and now of attorney Hugh Calkins of Dover-Foxcroft, has done, and continues to do, a splendid job of reminding us of our constitutional heritage. The Commission is distributing to each of you today a copy of the volume entitled "A Rising Sun," collecting speeches made under its auspices. I am please to recognize its editor, Professor Neal W. Allen, in the gallery.

Continuing in this bicentennial year 1989, our Nation commemorates the convening of the First Congress and the inauguration of the first President of the United States. In September we should take special note of two events 200 years ago that carry great significance for all state courts, including the Maine courts. On September 24, 1789, Congress enacted the Judiciary Act of 1789 setting up the federal court system. The very next day, Congress voted to submit the Bill of Rights to the States for ratification. Every working day the courts of Maine are called upon to apply and enforce the guarantees of individual rights contained in the Federal Bill of Rights - freedom of speech and religion, and protection against unreasonable searches and seizures, for example. Without courts to enforce the guarantees of the Bill of Rights - and the similar provisions of our Maine Constitution - those noble declarations would remain only aspirational and hortatory.

The significance for state courts of the Judiciary Act of 1789 and its progeny lies in what those federal statutes do not authorize the federal courts to do. The big reservoir of judicial power - as well as responsibility - remains with the States and the state courts. Over 95% of all litigation takes place in the state courts. Under Article III of the U.S. Constitution and the Judiciary Act of 1789 and its progeny, federal court are specialized courts of limited jurisdiction. In general, they can hear only civil cases involving questions of federal law or citizens of different states and criminal prosecutions for specific federal crimes. The bicentennial of the federal court system teaches us anew one clear lesson: However much federal law intrudes more and more into American life, the state courts still carry most of the burden for resolving disputes between citizens and between citizens and their governments, even to the extent of applying and enforcing much of the federal civil law. State courts have as their

¹Wathen, Disparity and the Need for Sentencing Guidelines in Maine: A Proposal for Enhanced Appellate Review, 40 Maine L. Rev. 1 (1988).

standard fodder civil cases running the whole gamut from contract and tort disputes, workers' compensation appeals, land use and other economic regulation, divorce and other family and inheritance matters, and so on; and criminal prosecutions ranging from murder to burglary to consumer fraud.

The quality of justice in this country depends overwhelmingly on the quality of our state courts. You in the Maine Legislature and we who work in the Maine courts are constantly faced with the joint challenge of maintaining and enhancing the quality of our courts. We have together accomplished much in recent years in steadily improving the administration of justice in our state. On behalf of all of us in the Third Branch, I renew our pledge to continue to work closely with you in discharging our joint responsibilities for the courts of Maine.

Thank you for your time and attention.

FISCAL INFORMATION

The Judicial Department operates from the State general funds which are appropriated by the Legislature. It also administers several grants from public sources. The expenditure and revenue data are presented for the State fiscal year ended June 30, 1989.

Expenditures

Judicial Department expenditures for FY'89 totaled \$27,598,373, an increase of 14.2% over the previous year. The following is a summary of expenditures by Department subdivision:

COMPARATIVE EXPENDITURE SUMMARY FOR FISCAL YEARS ENDED JUNE 30TH

TABLE F-1

SUBDIVISION	FY'86		% of Total	% Change 86-87	FY'88		% of Total	% Change 87-88	FY'89		% of Total	% Change 88-89
District Court	\$8,709,312	\$9,591,748	44.8	10.1	\$10,638,773	44.0	10.9	\$12,564,983	45.5	18.1		
Superior Court (a)	\$7,674,554	\$8,111,336	37.9	5.7	\$9,287,113	38.4	14.5	10,068,416	36.5	8.4		
Supreme Judicial Court	\$1,633,938	\$1,732,209	8.1	6.0	\$2,031,360	8.4	17.3	2,429,509	8.8	19.6		
Administrative Office of the Courts	\$778,073	\$697,175	3.3	-10.4	\$812,600	3.4	16.6	1,004,438	3.6	23.6		
Court Automation	\$266,547	\$429,574	2.0	61.2	\$456,203	1.9	6.2	456,049	1.7	0.0		
Other Department Activities	\$339,068	\$398,450	1.9	17.5	\$399,842	1.7	0.3	413,912	1.5	3.5		
Administrative Court	\$228,212	\$290,714	1.4	27.4	\$331,788	1.4	14.1	356,127	1.3	7.3		
Court Appointed Special Advocate	-	\$49,988	0.2	-	\$57,936	0.2	15.9	72,343	0.3	24.9		
Court Security Administration	-	\$36,900	0.2	-	\$49,044	0.2	32.9	90,201	0.3	83.9		
Special Projects (b)	\$46,912	\$31,962	0.1	-31.9	\$62,395	0.3	95.2	97,237	0.4	55.8		
Bicentennial Commission	-	\$31,877	0.1	-	\$42,005	0.2	31.8	31,293	0.1	-25.5		
Judicial Council (c)	\$7,007	\$8,275	0.0	18.1	\$6,732	0.0	-18.6	13,865	0.1	106.0		
TOTAL	\$19,683,623	\$21,410,208	100.0	8.8	\$24,175,791	100.0	12.9	\$27,598,373	100.0	14.2		

(a) As in prior years, statutory payments to county law libraries have been included within Superior Court expenditures.

(b) Special Projects which were administered with federal monies during the fiscal year were as follows:

Court Security:	\$2,208
Court Automation:	\$56,772
Juror Orientation:	\$4,360
Purchase of books for various Law Libraries:	\$26,889
Superior Court Law Clerk Automation:	\$7,008

(c) The increase in Judicial Council expenditures from FY'88 - FY'89 is due to \$7,443 spent in FY'89 for the Alternative Dispute Resolution program, administered through the Council.

	<u>FY86</u>	<u>% of "All</u>	<u>% of</u>	<u>FY87</u>	<u>% of "All</u>	<u>% of</u>	<u>FY88</u>	<u>% of "All</u>	<u>% of</u>	<u>FY89</u>	<u>% of "All</u>	<u>% of</u>
	<u>Expenditures</u>	<u>Other</u>	<u>Total</u>	<u>Expenditures</u>	<u>Other</u>	<u>Total</u>	<u>Expenditures</u>	<u>Other</u>	<u>Total</u>	<u>Expenditures</u>	<u>Other</u>	<u>Total</u>
PERSONAL SERVICES	\$9,417,648		48.0	\$10,491,081		49.1	\$12,993,706		53.9	\$13,965,295		50.6
ALL OTHER												
Court Appt. Counsel	\$1,962,178	20.0		\$2,162,649	20.8		\$2,087,750	19.5		2,925,974	22.6	
Pensions	\$1,290,029	13.1		\$1,348,635	12.9		\$1,467,626	13.7		1,450,729	11.2	
Traverse Jury Costs	\$1,133,717	11.5		\$1,187,574	11.4		\$1,194,790	11.2		1,297,370	10.0	
Leases	\$835,585	8.5		\$1,030,181	9.9		\$1,052,249	9.8		1,504,443	11.6	
Court Officers*	\$699,936	7.1		\$587,453	5.6		\$631,847	5.9		742,075	5.7	
Medical Services*	\$402,464	4.1		\$370,960	3.6		\$317,239	3.0		357,669	2.8	
Witness Fees*	\$384,495	3.9		\$426,497	4.1		\$434,988	4.1		461,676	3.6	
Telephone	\$345,516	3.5		\$401,388	3.9		\$325,473	3.0		350,962	2.7	
Bailiffs*	\$332,588	3.4		\$418,889	4.0		\$465,885	4.4		556,448	4.3	
In-State Travel	\$322,873	3.3		\$305,859	2.9		\$364,734	3.4		365,093	2.8	
Postage	\$301,870	3.1		\$302,584	2.9		\$326,187	3.0		393,886	3.0	
Mediators	\$204,159	2.1		\$273,502	2.6		\$257,621	2.4		245,405	1.9	
Printing/Binding	\$192,812	2.0		\$169,591	1.6		\$145,526	1.4		130,000	1.0	
County Law Libraries	\$189,085	1.9		\$189,250	1.8		\$189,250	1.8		195,490	1.5	
Photocopying	\$133,105	1.4		\$144,864	1.4		\$141,260	1.3		140,738	1.1	
Grand Jury Costs	\$132,323	1.3		\$128,690	1.2		\$122,370	1.1		121,478	0.9	
Office Supplies	\$131,201	1.3		\$131,907	1.3		\$129,073	1.2		157,722	1.2	
Books	\$106,740	1.1		\$93,489	0.9		\$102,576	1.0		150,717	1.2	
Transcript Costs*	\$100,322	1.0		\$90,355	0.9		\$91,030	0.9		101,328	0.8	
Misc. Professional Fees	\$89,732	0.9		\$67,394	0.6		\$67,122	0.6		214,400	1.7	
Investigators*	\$73,540	0.7		\$64,546	0.6		\$45,607	0.4		61,898	0.5	
Other*	\$459,568	4.7		\$525,745	5.0		\$746,666	7.0		993,159	7.7	
Total All Other	\$9,823,838	100.0	50.0	\$10,422,002	100.0	48.8	\$10,706,869	100.0	44.4	\$12,918,660	100.0	46.8
CAPITAL	\$395,226		2.0	\$465,163		2.2	\$412,821		1.7	\$714,420		2.6
TOTAL **	\$19,636,712		100.0	\$21,378,246		100.0	\$24,113,396		100.0	\$27,598,375		100.0

*DEFINITIONS

Court Officers: Payments to county sheriffs to provide security in Superior Court and payments to county sheriffs and municipal police departments to serve as court complaint officers in District Court.

Medical Services: Psychiatric examinations and testimony under the following circumstances: involuntary hospitalization of mentally ill and mentally retarded individuals; periodic review of mentally ill individuals and re-certification of mentally retarded individuals; indigent criminal defendants, and any other criminal defendants upon the order of the judge, in Superior Court and District Court cases.

Witness Fees: Payments to municipal police departments, county sheriffs, state police and the State Department of Inland Fisheries and Wildlife for their officers to serve as witnesses for the prosecution in District Court cases, and for indigent defendants in Superior Court and District Court cases, and to private citizens serving as witnesses in any case.

Bailiffs: Payments to county sheriffs and municipal police departments to provide security in the District Court.

Transcript Costs: Transcript costs for indigent defendants, and for judicial review in sentencing.

Investigators: Investigators in indigent defense cases.

Other: Data processing, casual labor, complaint justices, research services, analysis and lab services, out of state travel, utilities, rent and repairs to equipment, subscriptions, dues, janitorial services, clothing, miscellaneous and minor equipment, training, and disability compensation.

** Does not include special projects administered with federal monies.

Revenue

Judicial Department gross revenue for FY'89 totaled \$20,557,230. Table F-3 below identifies a source breakdown of that revenue for FY'82 through FY'89. Revenue for Superior Court locations is shown on Table F-4, for the District Court locations, including the Administrative Court, is shown on Table F-5.

All funds collected by the Judicial Department, except project grants, go into the State general fund. A relatively small proportion of these funds consists of fines for specific violations of law which are dedicated to certain agencies. A comparative summary of dedicated fines by fiscal year is also shown below.

COMPARATIVE REVENUE SUMMARY FOR FISCAL YEARS ENDED JUNE 30TH

TABLE F-3

REVENUE	1982	1983	% chg 82-83	1984	% chg 83-84	1985	% chg 84-85	1986	% chg 85-86	1987	% chg 86-87	1988	% chg 87-88	1989	% chg 88-89
SUPERIOR COURT	\$775,015	\$731,544	-5.6	\$853,819	16.7	\$813,446	-4.7	\$1,243,496	52.9	\$1,480,868	19.1	\$1,779,142	20.1	\$1,821,387	2.4
DISTRICT COURT	8,759,099	9,599,392	9.6	10,179,071	6.0	10,813,447	6.2	12,273,563	13.5	14,497,824	18.1	17,307,393	19.4	18,568,536	7.3
ADMIN. COURT	72,903	50,113	-31.3	119,461	138.4	93,002	-22.1	82,932	-10.8	100,672	21.4	96,032	-4.6	94,782	-1.3
MISCELLANEOUS (a)	31,801	34,121	7.3	65,043	90.6	84,416	29.8	154,947	83.6	218,194	40.8	228,999	5.0	72,525	-68.3
TOTAL REVENUE	\$9,638,728	\$10,415,170	8.1	\$11,217,394	7.7	\$11,804,311	5.2	\$13,754,938	16.5	\$16,297,558	18.5	\$19,411,586	19.1	\$20,557,230	5.9
LESS:															
DEDICATED REVENUE															
DEPT. OF TRANSPORTATION	\$407,827	\$484,685		\$593,477		\$626,304		\$665,145		\$717,399		\$739,960		\$1,034,348	
DEPT. OF INLAND FISH- ERIES AND WILDLIFE	274,830	258,016		276,607		277,057		345,978		458,381		436,156		499,658	
PUBLIC UTIL. COMM./ TRANS. SAFETY FUND	76,032	80,014		123,106		126,002		118,720		102,160		139,365		193,672	
MUNICIPALITIES	44,127	48,089		44,212		58,666		49,631		52,186		64,373		51,440	
DEPT. OF AGRICULTURE	20	0		450		50		0		0		0		0	
DEPT. OF CONSERVATION	4,955	5,800		2,990		2,527		2,580		2,750		4,770		4,591	
MISC. AGENCIES	4,759	4,405		5,703		5,079		5,929		3,950		1,100		32,951	
JAIL FUND												250,739		348,551	
TOTAL DEDICATED REVENUE	\$ (812,350)	\$ (881,009)		\$(1,046,545)		\$(1,095,685)		\$(1,187,983)		\$(1,336,826)		\$(1,636,463)		\$(2,165,211)	
NET GENERAL FUND REVENUE	\$8,826,378	\$9,534,181		\$10,170,849		\$10,708,628		\$12,566,955		\$14,960,732		\$17,775,103		\$18,392,019	
REVENUE FOR SPECIAL PROJECTS	\$124,514	\$0		\$39,192		\$0		\$71,469		\$23,291		\$0		\$44,985	

NOTE: This information is prepared on a cash basis and does not take into consideration any accruals.

(a) FY'88 includes receipt of \$112,500 from Cumberland County District Attorney Extradition Account.

COMPARATIVE REVENUE SUMMARY FOR SUPERIOR COURT LOCATIONS FOR FISCAL YEARS ENDED JUNE 30TH

TABLE F-4

COURT	1982 Revenue	1983 Revenue	% chg '82-'83	1984 Revenue	% chg '83-'84	1985 Revenue	% chg '84-'85	1986 Revenue	% chg '85-'86	1987 Revenue	% chg '86-'87	1988 Revenue	% chg '87-'88	1989 Revenue	% chg '88-'89
ANDROSCOGGIN (Auburn)	\$24,845	\$58,048	133.6	\$62,391	7.5	\$49,938	-20.0	\$91,415	83.1	\$95,593	4.6	\$116,768	22.2	\$114,638	-1.8
ARCOSTOOK (Houlton)	50,166	51,863	3.4	61,360	18.3	52,827	-13.9	64,378	21.9	60,369	-6.2	74,653	23.7	89,027	19.3
CUMBERLAND (Portland)	130,414	135,205	3.7	146,680	8.5	162,269	10.6	253,520	56.2	296,531	17.0	399,435	34.7	402,216	0.7
FRANKLIN (Farmington)	41,470	32,000	-22.8	29,934	-6.5	32,517	8.6	52,129	60.3	65,669	26.0	70,169	6.9	62,191	-11.4
HANCOCK (Ellsworth)	30,650	25,148	-18.0	23,289	-7.4	18,252	-21.6	39,974	119.0	47,875	19.8	60,897	27.2	64,186	5.4
KENNEBEC (Augusta)	58,674	76,655	30.6	96,300	25.6	48,701	-49.4	115,640	137.4	105,188	-9.0	113,662	8.1	129,908	14.3
KNOX (Rockland)	35,375	34,880	-1.4	62,216	78.4	46,844	-24.7	74,112	58.2	88,138	18.9	90,302	2.5	88,692	-1.8
LINCOLN (Wiscasset)	31,784	22,433	-29.4	23,940	6.7	37,341	56.0	53,826	44.1	103,314	91.9	70,345	-31.9	81,988	16.6
OXFORD (South Paris)	25,129	23,683	-5.8	23,416	-1.1	32,927	40.6	41,080	24.8	49,806	21.2	70,821	42.2	54,394	-23.2
PENOBSCOT (Bangor)	46,929	71,179	51.7	74,249	4.3	65,362	-12.0	109,865	68.1	154,942	41.0	191,043	23.3	191,002	0.0
PISCATAQUIS (Dover-Foxcroft)	46,949	7,183	-84.7	10,074	40.2	9,676	-4.0	14,455	49.4	11,594	-19.8	21,070	81.7	24,917	18.3
SAGadahoc (Bath)	14,586	19,712	35.1	24,328	23.4	37,451	53.9	29,698	-20.7	19,997	-32.7	51,010	155.1	49,253	-3.4
SOMERSET (Skowhegan)	141,705	74,244	-47.6	81,433	9.7	92,516	13.6	107,706	16.4	131,931	22.5	126,384	-4.2	136,815	8.3
WALDO (Belfast)	11,153	12,875	15.4	19,078	48.2	30,778	61.3	25,979	-15.6	38,452	48.0	26,974	-29.9	35,015	29.8
WASHINGTON (Mechias)	21,413	23,453	9.5	22,618	-3.6	17,169	-24.1	25,936	51.1	29,983	15.6	52,196	74.1	67,451	29.2
YORK (Alfred)	63,773	62,983	-1.2	92,513	46.9	78,878	-14.7	143,783	82.3	181,486	26.2	243,413	34.1	229,694	-5.6
TOTAL	\$775,015	\$731,544	-5.6	\$853,819	16.7	\$813,446	-4.7	\$1,243,496	52.8	\$1,480,868	19.1	\$1,779,142	20.1	\$1,821,387	2.4

THE YEAR IN REVIEW

FISCAL INFORMATION

COURT STRUCTURE

- History
- Supreme Judicial Court (Law Court)
- Superior Court
- District Court
- Administrative Court
- Judicial Scheduling
- Use of Active Retired Justices and Judges

STATE COURT CASELOAD SUMMARY

COURT ADMINISTRATION

STATUTORY RESPONSIBILITIES OF THE ADMINISTRATIVE OFFICE OF THE COURTS

ACTIVITIES AND PROJECTS

- Court Facilities
- Court Computerization
- Juror Orientation Project
- Indigency Screening Project
- Personnel/Employee Relations
- Judicial Education
- County Law Libraries
- Maine Hosts National Conferences of State Chief Justices and State Court Administrators
- Maine Commission to Commemorate the Bicentennial of the United States Constitution
- Legislative Highlights
- Committee on Judicial Responsibility and Disability
- Maine Judicial Council
- Court Security Services

COMMITTEES OF THE JUDICIAL DEPARTMENT

- Committee Listing
- Committee Membership

JUDICIAL ROSTER

CLERK ROSTER

COMPARATIVE REVENUE SUMMARY FOR DISTRICT COURT AND ADMINISTRATIVE COURT FOR FISCAL YEARS ENDED JUNE 30TH

TABLE F-5

COURT	1982 Revenue	1983 Revenue	% chg 82-83	1984 Revenue	% chg 83-84	1985 Revenue	% chg 84-85	1986 Revenue	% chg 85-86	1987 Revenue	% chg 86-87	1988 Revenue	% chg 87-88	1989 Revenue	% chg 88-89
AUGUSTA	\$660,189	\$637,172	-3.5	\$600,443	-5.8	\$696,624	16.0	\$864,544	24.1	\$1,093,871	26.5	\$1,191,999	9.0	\$1,146,203	-3.8
BANGOR	591,413	698,147	17.7	702,044	0.8	837,028	19.2	938,575	12.1	1,106,843	17.9	1,341,067	21.2	1,469,045	9.5
BAR HARBOR	45,424	56,718	24.9	57,846	2.0	73,863	27.7	69,944	-5.3	107,440	53.6	108,397	0.9	163,493	50.8
BATH	231,556	252,001	8.8	236,112	-6.3	201,857	-14.5	219,098	8.5	287,491	22.1	325,269	21.8	340,766	4.8
BELFAST	171,125	153,893	-10.1	148,924	-3.2	147,521	-0.9	189,945	28.8	244,279	28.6	290,273	18.8	363,358	25.2
BIDDEFORD	584,889	576,567	-1.4	672,031	16.6	795,705	18.4	1,024,056	28.7	965,692	-5.7	1,494,282	54.7	1,537,475	2.9
BRIDGTON	109,280	130,692	19.6	80,968	-38.0	141,416	74.7	122,822	-13.1	185,961	51.4	295,740	59.0	298,167	0.8
BRUNSWICK	381,213	417,954	9.8	439,182	5.1	347,111	-21.0	368,851	6.3	372,437	1.0	568,573	52.7	606,459	6.7
CALAIS	90,134	134,819	49.4	136,957	1.7	146,002	6.6	133,329	-8.7	166,675	25.0	212,115	27.3	261,850	23.4
CARIBOU	84,759	156,257	84.4	96,832	-38.0	142,546	47.2	144,499	1.4	175,423	21.4	209,772	19.6	222,469	8.1
DOVER-FOXCROFT	126,817	147,651	16.4	147,714	0.0	157,518	6.6	159,848	1.5	214,056	33.9	265,722	24.1	332,428	25.1
ELLSWORTH	193,658	307,758	58.9	358,131	15.7	343,848	-3.5	276,740	-19.5	340,534	23.1	399,935	17.4	512,091	28.0
FARMINGTON	236,886	288,931	22.0	271,938	-5.9	262,602	-3.4	277,317	5.6	291,280	5.0	294,802	1.2	392,139	33.0
FORT KENT	70,900	63,569	-10.3	70,079	10.2	70,253	0.2	73,597	4.8	67,005	-9.0	83,028	23.9	75,937	-8.5
HOLLISTON	223,266	196,224	-12.1	144,457	-26.4	155,975	8.0	141,728	-9.1	237,717	67.7	268,401	12.9	295,186	10.0
LEWISTON	558,974	596,222	6.7	635,691	6.6	668,406	5.1	814,686	21.9	910,611	11.8	1,127,120	23.8	1,077,214	-4.4
LINCOLN	132,663	154,423	16.4	145,050	-6.1	198,703	37.0	172,309	-13.3	206,436	19.8	285,803	38.4	305,097	6.8
LIVERMORE FLS	55,428	84,414	18.2	119,449	85.4	69,441	-41.9	82,824	-9.5	94,548	50.5	118,376	25.2	151,522	28.0
MACHIAS	79,892	116,605	46.0	115,153	-1.2	111,867	-2.9	132,519	18.5	181,905	37.3	184,275	1.3	194,494	5.5
MADAWASKA	54,837	52,583	-4.1	40,729	-22.5	45,818	12.5	66,135	44.3	76,934	16.3	79,715	3.8	68,070	-17.1
MILLINOCKET	108,829	89,036	-18.2	123,036	38.2	127,046	3.3	129,761	2.1	154,735	19.2	178,456	15.3	197,338	10.8
NEWPORT	160,866	170,738	6.1	161,742	-5.3	214,455	32.6	224,544	4.7	307,377	36.9	430,197	40.0	444,512	3.3
PORTLAND	1,598,275	1,627,984	1.9	1,861,984	14.4	1,806,914	-3.0	2,259,729	25.1	2,615,402	15.7	2,977,347	13.8	3,231,717	8.5
PRESQUE ISLE	189,372	204,829	8.2	231,123	12.8	248,809	6.8	240,693	-2.5	285,963	18.8	339,780	18.8	335,886	-1.1
ROCKLAND	227,957	215,882	-5.4	253,663	17.6	306,925	21.0	294,987	-3.9	550,372	86.6	373,986	-32.0	357,324	-4.5
RUMFORD	158,428	155,993	-1.5	148,096	-5.1	187,603	13.2	166,552	-0.6	210,912	26.6	242,778	15.1	250,864	3.3
SKOWHEGAN	397,200	453,657	14.2	457,515	0.9	464,443	1.5	490,414	5.6	559,756	14.1	680,974	21.7	818,159	20.1
SOUTH PARIS	86,578	84,156	-2.8	102,350	21.6	119,519	16.8	143,915	20.4	189,037	17.5	198,913	17.7	230,929	16.1
SPRINGVALE	216,810	277,422	28.0	279,745	0.8	335,976	20.1	378,356	12.6	487,888	28.9	568,846	18.2	559,844	-1.2
VAN BUREN	21,219	13,941	-34.3	12,945	-7.1	14,606	12.8	13,298	-9.0	17,164	29.1	12,831	-25.2	26,994	110.4
WATERVILLE	259,381	353,435	36.3	420,567	19.0	422,807	0.5	545,192	28.9	664,241	21.8	747,818	12.6	886,379	18.5
WISCASSET	199,532	227,865	14.2	196,836	-13.6	225,211	14.4	252,666	12.2	289,994	14.8	334,021	15.2	325,489	-2.6
YORK	451,280	524,234	16.2	711,739	35.8	747,229	5.0	880,090	17.8	877,845	-0.3	1,078,782	22.9	1,091,638	1.2
TOTAL	\$8,759,010	\$9,599,392	9.6	\$10,179,071	6.0	\$10,813,447	6.2	\$12,273,563	13.5	\$14,497,824	18.1	\$17,307,393	19.4	\$18,568,536	7.3
ADMIN. COURT (Portland)	\$72,903	\$50,113	-31.3	\$119,481	138.4	\$93,002	-22.1	\$82,932	-10.8	\$100,672	21.4	\$96,032	-4.6	\$94,782	-1.3
GRAND TOTAL	\$8,831,913	\$9,649,505	9.3	\$10,298,532	6.7	\$10,906,449	5.9	\$12,356,495	13.3	\$14,598,496	18.1	\$17,403,425	19.2	\$18,663,318	7.2

DISTRICT COURT BUILDING FUND

Pursuant to 4 M.R.S.A. §163(3), \$3,000 per month is transferred from the District Court appropriations to the District Court Building Fund. This fund is "to be used solely for the building, remodeling and furnishing of quarters for the District Court.....". Monies in this fund are carried forward from year to year.

The balance forward from fiscal year 1988 was \$88,543. The addition of \$36,000 from the appropriation for fiscal year 1987 brought the total available fund to \$122,543. Of this amount, \$113,996 was spent during the year to purchase land rights in the Bath/Brunswick area, as well as for renovations in the Bath, Biddeford, Bridgton, Dover-Foxcroft, Lewiston, Machias, Portland, Presque Isle, Springvale, and York court locations, leaving a year-end balance of \$8,545.

COURT STRUCTURE

History

Until separation in 1820, Maine was a part of Massachusetts and therefore included in the Massachusetts court system. However, in 1820, Article VI, Section I of the new Maine Constitution established the judicial branch of government stating: "The judicial power of the State shall be vested in a Supreme Judicial Court, and such other courts as the Legislature shall from time to time establish". From the start of statehood, the Supreme Judicial Court was both a trial court and an appellate court or "Law Court". The new State of Maine also adopted the same lower court structure as existed in Massachusetts, and the court system remained unchanged until 1852. The Court Reorganization Act of 1852 increased the jurisdiction of the Supreme Judicial Court to encompass virtually every type of case, increased the number of justices and authorized the justices to travel in circuits. The Probate Courts were created in 1820 as county-based courts and have remained so to date.

The next major change in the system came in 1929, when the Legislature created the statewide Superior Court to relieve the overburdened Supreme Judicial Court. Meanwhile, the lower courts continued to operate much as they always had until 1961 when the municipal courts and the trial justices system were abolished and the new District Court created. The most recent change to the Maine Judicial System occurred in 1978 with the addition of the Administrative Court.

Supreme Judicial Court (Law Court)

The Supreme Judicial Court is the governing body of the Judicial Department and, sitting as the Law Court, it is the court of final appeal. The Law Court hears appeals of civil and criminal cases from the Superior Court; appeals from final judgments, orders and decrees of the Probate Court; appeals of decisions of the Public Utilities Commission and the Workers Compensation Commission's Appellate Division; appeals from the District Court

in parental rights termination and foreclosure cases; interlocutory criminal appeals from the District and Superior Courts; and appeals of decisions of a single justice of the Supreme Judicial Court. A justice of the Supreme Judicial Court has jurisdiction to hear, with his consent, non-jury civil actions, except divorce or annulment of marriage, and can be assigned by the chief justice to sit in the Superior Court to hear cases of any type, including post-conviction matters and jury trials. In addition, the Supreme Judicial Court defines and regulates the practice of law and the conduct of attorneys in Maine by the promulgation of the Maine Bar Rules, published in the annual Maine Rules of Court. It is also the ultimate authority for admitting lawyers to the bar, and for administering lawyer discipline including disbarment. The justices of the Supreme Judicial Court make decisions regarding legislative apportionment and render advisory opinions concerning important questions of law on solemn occasions when requested by the governor, Senate or House of Representatives. Three members of the Supreme Judicial Court, appointed by the chief justice, serve as the Appellate Division for the review of criminal sentences of one year or more.

By statute, the chief justice is head of the Judicial Department, and the Supreme Judicial Court has general administrative and supervisory authority over the Judicial Department.

The Supreme Judicial Court has seven members: the chief justice and six associate justices. The justices are appointed by the governor for seven-year terms, with the consent of the Legislature. The court determines the number, time and place of its terms depending on the volume of cases. The court sits in Portland four times a year and in Bangor twice a year. Each term runs from two to three weeks and handles from 50 to 60 cases.

Upon retirement, a Supreme Judicial Court justice may be appointed an active retired justice by the governor for a seven-year term, with the consent of the Legislature. On assignment by the chief justice, an active retired justice has the same authority as an active justice, and may sit in either the Supreme Judicial Court or the Superior Court. As of the end of Fiscal Year 1989,

there were three active retired justices of the Supreme Judicial Court.

Superior Court

The Superior Court was created by the Legislature in 1929 as Maine's trial court of general jurisdiction. The court has original jurisdiction over all matters (either exclusively or concurrently with other courts) that are not within the exclusive jurisdiction of the District Court. This is the only court in which civil and criminal jury trials are held. In addition, justices of this court hear appeals on questions of law from the District Court and from the Administrative Court.

There are 16 justices of the Superior Court who hold sessions of the Court in each of the 16 counties. The justices are appointed by the governor for seven-year terms, with the consent of the Legislature. A single justice is designated by the chief justice of the Supreme Judicial Court to serve as the chief justice of the Superior Court.

Upon retirement, a Superior Court Justice may be appointed an active retired justice by the governor for a seven-year term, with the consent of the Legislature. On assignment by the Superior Court chief justice, an active retired justice has the same authority as an active justice. As of the end of Fiscal Year 1989, there were two active retired justices of the Superior Court.

District Court

The District Court was created by the Legislature in 1961 as Maine's court of limited jurisdiction. The court has original jurisdiction in non-felony criminal cases, traffic infractions and civil violations, can accept guilty pleas in felony cases and conducts probable cause hearings in felony cases. The court has concurrent jurisdiction with the Superior Court in divorce, non-equitable civil cases involving not more than \$30,000, and also may grant equitable relief in cases of unfair trade practices and in cases involving local land use violations. In practice, the District

Court hears virtually all child abuse and neglect cases, termination of parental rights cases, protection from abuse cases and cases involving local land use violations. The District Court is the small claims court (for cases involving not more than \$1400) and the juvenile court. In addition, the court hears mental health, forcible entry and detainer, quiet title and foreclosure cases. It is the only court available for the enforcement of money judgments.

There are 24 judges in the District Court; the chief judge, who is designated by the chief justice of the Supreme Judicial Court, 9 judges-at-large who serve throughout the state, and 15 resident judges (including the chief judge) who sit principally within the districts where they live. The judges are appointed by the governor for seven-year terms, with the consent of the Legislature. On assignment by the chief justice of the Supreme Judicial Court, District Court judges may also sit in the Superior Court. Upon retirement, a District Court judge may be appointed an active retired judge by the governor for a seven-year term, with the consent of the Legislature. On assignment by the chief judge, an active retired judge has the same authority as an active judge. As of the end of Fiscal Year 1989, there were eight active retired judges of the District Court.

Administrative Court

The Administrative Court was created by the Legislature in 1973 and became a part of the Judicial Department in 1978. Prior thereto, the Administrative Court had jurisdiction over suspension and revocation of licenses issued by a specific list of executive agencies. Effective July 1, 1978, the Legislature substantially expanded the jurisdiction of the Administrative Court. Other than in emergency situations, the Administrative Court was granted exclusive jurisdiction upon complaint of an agency (or, if the licensing agency fails or refuses to act within a reasonable time, upon complaint of the Attorney General), to revoke or suspend licenses issued by the agency, and original jurisdiction upon complaint of a licensing agency to determine whether renewal or issuance of a license of that agency may be

refused. Effective in 1983, the Administrative Court also was granted exclusive jurisdiction to hear appeals from disciplinary decisions of the Real Estate Commission.

There are two judges of the Administrative Court; the Administrative Court judge and the Associate Administrative Court judge. The judges must be lawyers and are appointed by the governor for seven-year terms, with the consent of the Legislature. On assignment by the chief justice of the Supreme Judicial Court, Administrative Court judges regularly sit in the District Court and in the Superior Court, almost exclusively in Portland.

Judicial Scheduling

In the District Court, 15 resident judges serve in the one of thirteen districts to which they are appointed by the governor, although occasionally they may assist in other districts in emergency instances. There are nine at-large judges who are scheduled by the deputy chief judge on a monthly basis. Seven District Court locations require the services of an at-large judge every month, leaving only one judge available to cover special assignments and vacancies due to illness, vacations, and educational conferences, and to assist courts experiencing particular backlog problems.

The chief justice of the Superior Court assigns Superior Court justices to serve throughout the state, although justices serve primarily in a few courts close to their homes for most of the year. On a monthly or bi-monthly basis, the court administrators, in coordination with justices, clerks and attorneys, prepare schedules detailing the daily work of justices and court reporters, for approval by the chief justice.

The Supreme Judicial Court has seven members: the chief justice and six associate justices. The justices are appointed by the governor for seven-year terms, with the consent of the Legislature. The court determines the number, time and place of its terms depending on the volume of cases. The court sits in

Portland four times a year and in Bangor twice a year. Each term runs from two to three weeks and handles from 50 to 60 cases.

Use of Active Retired Justices and Judges

Upon retirement, any justice of the Supreme Judicial Court or Superior Court, or any judge of the District Court or Administrative Court, may be appointed by the governor to active retired status. These members of the judiciary render invaluable service by their availability to serve throughout the state assisting overburdened courts. During Fiscal Year '89, three active retired Supreme Judicial Court justices, two active retired Superior Court justices, and nine active retired District Court judges served a total of 1,113 days, equivalent to the work of nearly five full-time judges.

Expenditures for days served in FY'89 totaled \$101,031 (\$84,330 per diem at \$75 per day and \$45 per half day; and \$16,701 in other expenses such as mileage, lodging and meals.) These expenditures yielded an average cost of \$90.73 per day of service, or \$21,594 per annum per full time equivalent judge.

STATE COURT CASELOAD SUMMARY

Caseloads throughout Maine's state system have undergone significant changes during the past several years. There are characteristic differences in the 1980's court caseload compared to that of the 1970's, but these changes are difficult to quantify. For instance, statistics cannot demonstrate the degree to which civil litigation has become increasingly complex, and it is often impossible to document the actual impact of new legislation each year. Nonetheless, the statistics summarized on the following page and detailed in the appendices to this report should provide a basic understanding of state court caseload.

In the Law Court, 1988 filings decreased by -6.5% compared to calendar year 1987. There were 528 cases filed and 507 cases disposed of in calendar year 1988. In cases for which opinions were written, the average time from notice of appeal to final disposition by the Law Court was nine months. The Court wrote 142 opinions in criminal cases and 204 opinions in civil cases. It took an average of 58 days for a case to proceed from oral argument to disposition, considerably less than the time required in 1980.

The Superior Court is the state's court of general jurisdiction. There were 17,905 cases filed in FY'89, of which 6,020 (33%) were civil cases. The average civil case required 453 days to reach disposition, a 11.4% decrease from 1987. Of the 5,671 civil dispositions during FY'89, almost one-half were dismissed upon agreement of the parties. The 229 civil jury trials accounted for 4.0% of all dispositions.

The number of criminal filings in the Superior Court rose to an all-time high of 11,885 in FY'89, a 1.7% increase over the record previously set in 1987. Although dispositions rose by 1.3%, the 11,565 dispositions still fell short of incoming filings, resulting in a pending caseload of over 7,507 cases. It should be noted, however, that 28% of all pending criminal cases are pending as a result of outstanding warrants of arrest. One-half of all criminal case filings were transfers from the District Court involving Class D and Class E proceedings. Cases involving murder, Class A, Class B and Class C crimes (formerly classified as felonies) constituted 30% of the state's criminal caseload. A total of 79% of all dispositions were convictions, while dismissals by either the court or the District Attorney accounted for 27%. Of the 6,598 convictions, 92% were by a plea of guilty. The

527 criminal jury trials accounted for 4% of all criminal dispositions.

The state's major court of limited jurisdiction is the District Court. The Court has witnessed a large increase in caseload during the past year, reaching an all-time high of 325,560 filings in FY'89, nearly an 11% increase over calendar year 1987. Civil violations and traffic infractions, the case category responsible for 45% of the Court's caseload, totaled 149,359, 8% more than the number filed in 1987.

The Administrative Court has jurisdiction over the suspension and revocation of administrative agency licenses. Almost all of this Court's caseload originates from the Bureau of Liquor Enforcement. In FY'89, there was a total of 357 filings in the Administrative Court, a 4.7% increase over the level reported in 1987.

STATE COURT CASELOAD SUMMARY

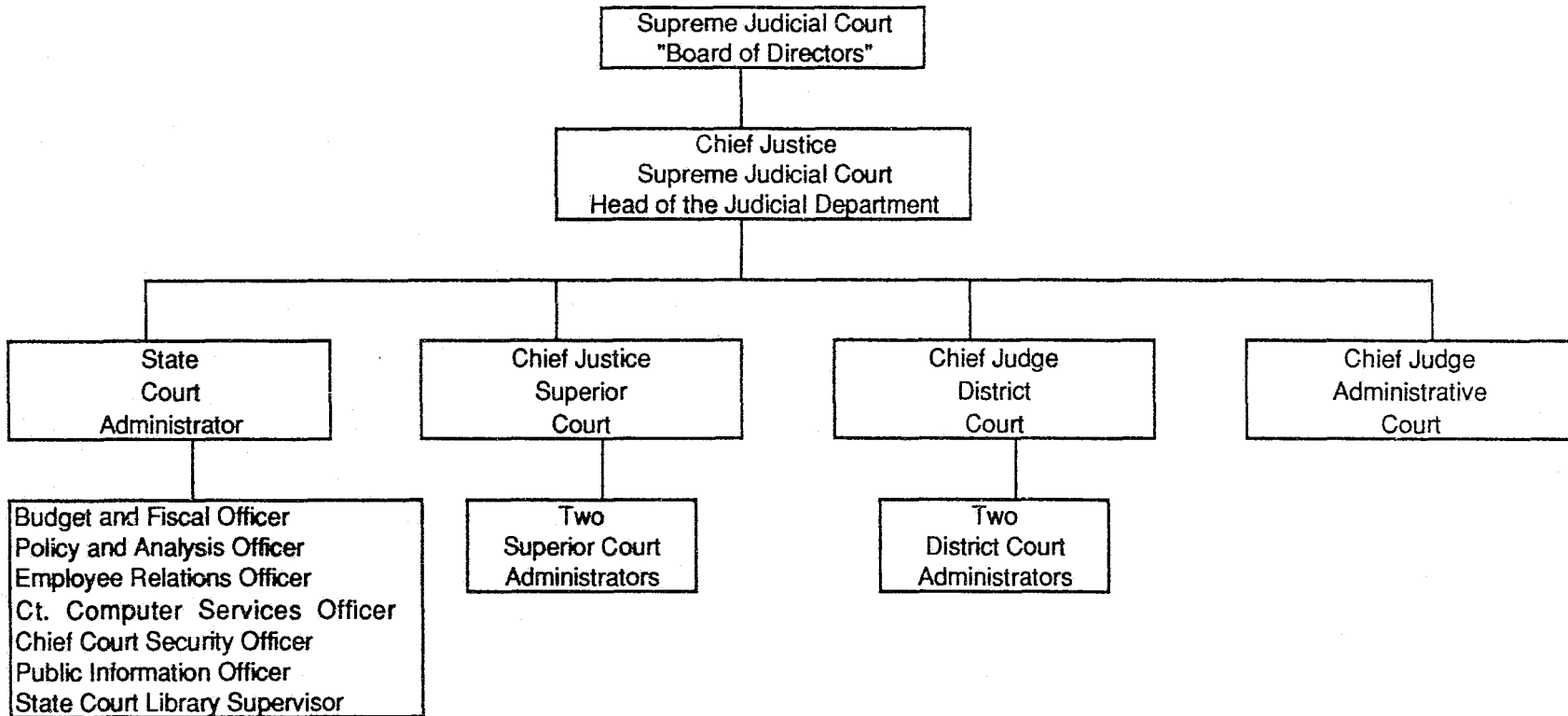
Calendar Year	1980	1981	1982	1983	1984	1985	1986	1987	1988	% change '80-'88	% change '87-'88	FY'89
LAW COURT												
Filings	513	521	478	486	513	518	520	565	528	2.9	-6.5	
Dispositions	384	549	468	480	493	520	516	492	507	32.0	3.0	(a)
SUPERIOR COURT												
Filings	17,255	17,309	16,898	16,703	15,522	17,738	17,766	17,643	18,162	5.3	2.9	18,743
Dispositions	16,578	16,612	15,859	17,001	16,768	16,794	17,978	17,276	16,886	1.9	-2.3	18,105
DISTRICT COURT												
Filings	231,157	228,523	215,471	227,920	220,717	248,869	268,355	293,896	321,557	39.1	9.4	325,560
Dispositions	222,311	226,234	215,253	224,512	213,234	235,653	256,845	277,556	306,491	37.9	10.4	310,269
ADMINISTRATIVE COURT												
Filings	330	311	285	349	422	278	364	341	283	-14.2	-17.0	357
Dispositions	258	298	307	320	424	290	378	309	286	10.9	-7.4	350
TOTAL CASELOAD												
Filings	249,255	246,664	233,132	245,458	237,174	267,403	287,005	312,445	340,530	36.6	9.0	
Dispositions	239,531	243,693	231,887	242,313	230,919	253,257	275,717	295,633	324,170	35.3	9.7	(a)

(a) Due to the record-keeping system currently used in the Law Court, figures are not yet available on a fiscal year basis.

COURT ADMINISTRATION

The administrative structure of the Maine Judicial Department is similar to that of a corporation. The Supreme Judicial Court serves as the Department's "board of directors" and by statute has general administrative and supervisory authority over the Department. This authority is exercised by promulgating rules, issuing administrative orders, establishing policies and procedures, and generally advising the chief justice. The chief justice is designated as head of the Judicial Department and is assisted by the state court administrator. Each of the four operating courts has a single administrative head, responsible to the chief justice, who also heads the Law Court. The chief justice in the Superior Court and the chief judge in the District Court are each assisted by two court administrators. All three chiefs, together with the state court administrator, the trial court administrators, and some members of the Administrative Office of the Courts, meet at least every other month to address administrative and policy issues, although each court's chief meets with his respective administrators on a more frequent basis.

JUDICIAL DEPARTMENT MANAGEMENT STRUCTURE



STATUTORY RESPONSIBILITIES OF
THE ADMINISTRATIVE OFFICE OF THE COURTS

The Administrative Office of the Courts was created in 1975. The office is directed by the state court administrator who is appointed by and serves at the pleasure of the chief justice. The Administrative Office staff is appointed by the state court administrator with the approval of the chief justice, and includes the following positions: Budget and Fiscal Officer, Policy and Analysis Officer, Employee Relations Officer, Court Computer Services Officer, Chief Court Security Officer, Public Information Officer, State Court Library Supervisor, Deputy Budget and Fiscal Officer, three Court programmer/analysts, Purchasing Manager/Accountant, two secretaries, and three accounting clerks.

The state court administrator's responsibilities are detailed in 4 M.R.S.A. §17, as follows:

1. Continuous survey and study. Carry on a continuous survey and study of the organization, operation, condition of business, practice and procedure of the Judicial Department and make recommendations to the Chief Justice concerning the number of judges and other judicial personnel required for the efficient administration of justice. Assist in long and short range planning;

2. Examine the status of dockets. Examine the status of dockets of all courts so as to determine cases and other judicial business that have been unduly delayed. From such reports, the administrator shall indicate which courts are in need of additional judicial personnel and make recommendations to the Chief Justice, to the Chief Justice of the Superior Court and to the Chief Judge of the District Court concerning the assignment or reassignment of personnel to courts that are in need of such personnel. The administrator shall also carry out the directives of the Chief Justice as to the assignment of personnel in these instances;

3. Investigate complaints. Investigate complaints with respect to the operation of the courts;

4. Examine statistical systems. Examine the statistical systems of the courts and make recommendations for a uniform system of judicial statistics. The administrator shall also collect and analyze statistical and other data relating to the business of the courts;

5. Prescribe uniform administrative and business methods, etc. Prescribe uniform administrative and business methods, systems, forms, docketing and records to be used in the Supreme Judicial Court, in the Superior Court and in the District Court;

6. Implement standards and policies set by the Chief Justice. Implement standards and policies set by the Chief Justice regarding hours of court, the assignment of term parts and justices;

7. Act as fiscal officer. Act as fiscal officer of the courts and in so doing:

a. Maintain fiscal controls and accounts of funds appropriated for the Judicial Department;

b. Prepare all requisitions for the payment of state moneys appropriated for the maintenance and operation of the Judicial Department;

c. Prepare budget estimates of state appropriations necessary for the maintenance and operation of the Judicial Department and make recommendations with respect thereto;

d. Collect statistical and other data and make reports to the Chief Justice, to the Chief Justice of the Superior Court and to the Chief Judge of the District Court relating to the expenditures of public moneys for the maintenance and

operation of the Judicial Department;

e. Develop a uniform set of accounting and budgetary accounts for the Supreme Judicial Court, for the Superior Court and for the District Court and serve as auditor of the Judicial Department;

8. Examine arrangements for use and maintenance of court facilities. Examine the arrangements for the use and maintenance of court facilities and supervise the purchase, distribution, exchange and transfer of judicial equipment and supplies thereof;

9. Act as secretary. Act as secretary to the Judicial Conference;

10. Submit an annual report. Submit an annual report to the Chief Justice, Legislature and Governor of the activities and accomplishments of the office for the preceding calendar year;

11. Maintain liaison. Maintain liaison with executive and legislative branches and other public and private agencies whose activities impact the Judicial Department;

12. Prepare and plan clerical offices. Prepare and plan for the organization and operation of clerical offices serving the Superior Court and the District Court;

13. Implement preservice and inservice educational and training programs. Develop and implement preservice and inservice educational and training programs for nonjudicial personnel of the Judicial Department;

14. Perform duties and attend other matters. Perform such other duties and attend to such other matters consistent with the powers delegated herein assigned to him by the Chief Justice and the Supreme Judicial Court; and,

15. Provide for court security. Plan and implement arrangements for safe and secure court premises to ensure the orderly conduct of judicial proceedings. This includes the authority to contract for the services of qualified deputy sheriffs as needed on a per diem basis to perform court security-related functions and services. "Qualified deputy sheriffs" means those individuals who hold valid certification as law enforcement officers, as defined by the Maine Criminal Justice Academy, pursuant to Title 25, chapter 341, to include successful completion of such additional training in court security as provided by the academy. When under such contract and then only for the assignment specifically contracted for, the qualified deputy sheriffs shall have the same duties and powers throughout the counties of the State as sheriffs have in their respective counties. The persons performing such contractual services shall not be considered employees of the State for any purpose. They shall be paid a reasonable per diem fee plus reimbursement of their actual, necessary and reasonable expenses incurred in the performance of their duties, consistent with policies established by the State Court Administrator.

ACTIVITIES AND PROJECTS
JANUARY 1988 - JUNE 30, 1989

Court Facilities

Leased Court Facilities

A new District Court leased facility in Calais was completed and the court opened in January, 1988; likewise, a new District Court leased facility in Bridgton, part of a new municipal building project, opened in early 1988.

A new leased facility for the Southern Division of the Tenth District Court in York also opened in the early months of 1988.

Maine Court Facility Authority Projects

The Maine Court Facility Authority became operational on February 29, 1988 when an organizational meeting was held in Augusta. Legislation to establish the Authority was enacted in 1987. The purpose of the Authority is to raise funds to finance the construction, renovation and alteration of courthouses for use by the state courts. Acting as an instrumentality of the state, the MCFA eventually turns title of properties it finances over to the State of Maine but in any event, provides an alternative method of constructing courthouses in addition to private developer or municipal/county government involvement.

Bids on the Cumberland County courthouse addition, a joint project financed both by a Cumberland County bond issue and a \$6.5 million MCFA bond issue, came in substantially above construction estimates when opened on November 22, 1988. A substantial redesign of the project ensued which was about to be advertised for new bids as the report period came to a close.

A second bond issue, also contemplated to be \$6.5 million, was authorized by the 114th Legislature and signed by the Governor on June 30, 1989. The projects involve new courthouses in West Bath and Presque Isle and other projects in Dover-Foxcroft, Machias and

York Counties.

Site selection for the new Presque Isle District Court was completed early in 1988 in contemplation of the bond issue. A site for a District Court facility in West Bath, to accommodate both the Eastern Cumberland Division (Brunswick) and the Sagadahoc Division (Bath) of the Sixth District Court, underwent lengthy and detailed review by the West Bath zoning board before eventually being approved.

Handicapped Access

All Superior Court facilities are located in handicapped accessible courthouses with the completion in 1988 of renovations in Kennebec County and Washington County.

New District Court facilities Bridgton and Calais nearing completion are fully handicapped accessible, unlike the facilities they replace. Minor renovations to court facilities at Bar Harbor and Machias achieved handicap accessibility at these locations.

Presque Isle's District Court must be relocated to become handicap accessible. A proposed new municipal complex to accommodate the District Court and other offices was turned down at a municipal referendum by local voters there in November 1988. As noted above, District Court officials now contemplate construction by a MCFA bond issue of a state-owned facility as the most desirable alternative. Planning of such a facility got underway in 1988.

Proposed Supreme Judicial Court Facility in Augusta

Chapter 107, Resolves of 1987, was passed by the 113th Legislature and approved by the Governor on April 28, 1988. It provided that "at the earliest possible time a building of prestige and dignity" shall be constructed in Augusta for the Supreme Judicial Court and the Administrative Office of the Courts. The Resolve authorized work on a project program by a nationally recognized planner to begin as soon as possible for the purpose of advising the 114th Legislature of a cost estimate for such a facility. The Resolve established a 15-member Supreme Judicial Court Plan and Design

Commission to oversee the planning work. The Commission held its first meeting on September 21, 1988.

In the Fall of 1988, the Commission advertised its interest in receiving proposals from court facility planning authorities. Interviews with the leading candidates were held in January, 1989. The firm Space Management, Inc., of Seattle, Washington was selected. The principal consultant was in the process of preparing a preliminary report to the Commission as Fiscal Year 1989 came to a close.

Court Computerization

There has been significant progress in the automation of trial court case processing over the past 18 months. Since January 1, 1988, criminal and traffic case processing in all District Court locations statewide has been automated, and some programming was completed to prepare for the eventual automation of the Superior Court criminal court caseload. In addition, two new positions were funded with federal funds under the Justice Assistance Act to augment the staff of four State funded positions.

Juror Orientation Project

During 1987, the Administrative Office of the Courts, on behalf of the Superior Court, applied to the Maine Bar Foundation for a grant to develop a videotaped juror orientation presentation. A grant was awarded in the fall, and by the end of the year, plans were underway to hire a video consultant to develop such a program.

After work during the summer of 1988, the 13-minute videotape entitled "Deciding Right or Wrong: Maine's Jury System" was unveiled at the Judicial Conference in September and was formally announced to the public at a press conference shortly thereafter. The program is shown to jurors on their first day of service to orient them to the court system and address some of their concerns about jury service. The videotapes are available for sale, and a lending library is operated through the office of a Cumberland Superior Court secretary. By June 1989, all Superior Court locations had been equipped with video equipment on which to show the program.

Indigency Screening Project

Legislation creating the Indigency Screening Project was enacted in 1987 during the first regular session of the 113th Legislature (34 MRSA § 5405), effective September 29, 1987. Under the auspices of the Department of Corrections' Division of Probation and Parole, the legislation provided that two indigency screening units be established as pilot programs to operate for a two-year period, an advisory committee be appointed, and the Supreme Judicial Court promulgate appropriate guidelines.

The advisory committee met frequently throughout the fall to set up the program. The Committee established Cumberland County and York County as the pilot sites and developed standardized forms and guidelines for program operation. The Division of Probation and Parole assigned two of its probation officers to serve as the project's full-time indigency investigators. By July 1988, the two investigators were covering all of the District Court and Superior Court locations in York and Cumberland counties.

Personnel/Employee Relations

From February through June, 1989, the Judicial Department bargaining team met with the employee's collective bargaining team and their MSEA staff representatives, representing Department employees in the three bargaining units - Administrative, Professional and Supervisory Services. These negotiations concluded successfully in two-year agreements (all expiring on June 30, 1991) providing terms and conditions similar to those in the Executive branch and other public sector settlements of that period.

During the 18 months from 1/1/89 through 6/30/89, two new Supreme Court justices were appointed, replacing two who retired during that same period. Four District Court judges were appointed replacing four who retired (three of whom were appointed to active retired judgeships) and one active retired judge, the Hon. Roland Poulin, passed away on April 19, 1989.

Judicial Education

The annual Judicial Conference was held September 18-20, 1988 at Sugarloaf U.S.A. In addition to the collegial meetings held by the justices/judges, subjects such as sanctions and contempt, interviewing children, and the Bail Reform Act were covered in depth through forums including guest speakers and judicial panel members. At the opening of the conference, Governor John R. McKernan, Jr. addressed the judiciary.

One Supreme Judicial Court justice, one Superior Court justice and five District Court judges attended the National Judicial College in Nevada. Other members of the judiciary attended various professional and specialty programs throughout the year.

County Law Libraries

Legislation enacted in 1981 (4 M.R.S.A . sec. 191 et seq.) regionalized the 18 law libraries located in Maine's country courthouses and created the State Court Library Committee with seven members appointed by the chief justice of the Supreme Judicial Court. The libraries are assigned to one of four tiers (based on collection size and potential use), and the state court library supervisor is charged with the general supervision of their professional functions.

Visits to each library included collection appraisals; meetings with local library committees on a variety of concerns; and working with those clerks of court and judicial secretaries responsible for the day to day operation of the libraries.

The beginning of a basic treatise collection for the smaller libraries and the purchase of several major publications for the larger ones was made possible this year by a generous grant from the Maine Bar Foundation.

The conversion of briefs submitted to the Supreme Judicial Court to microfiche is an on-going project which has been extended to records as well. Fiche copies of the briefs are distributed to Cleaves

Law Library (Portland), Penobscot County Law Library (Bangor), the Donald L. Garbracht Law Library at the University of Maine School of Law and the Maine State Law and Legislative Library (Augusta). Masters are on file at the Administrative Office of the Courts.

Maine Hosts National Conferences of State Chief Justices and State Court Administrators

Several staff members of the Administrative Office of the Courts handled local arrangements for the 1988 National Conferences of State Chief Justices and State Court Administrators, held jointly at the Samoset Resort at Rockport, July 31st through August 4, 1988. No taxpayer funds subsidized the event. The meeting featured a keynote address by the Chief Justice of the United States, William Rehnquist, and an opening ceremony involving Governor John R. McKernan, Jr., Chief Justice Vincent L. McKusick and State Court Administrator Dana R. Baggett.

During the Conference of Chief Justices, Maine's own Chief Justice, Vincent L. McKusick, was elected first vice president, which will lead to his becoming president of the national organization in 1990.

Maine Commission to Commemorate the Bicentennial of the United States Constitution

In 1987, the Legislature extended the life of the Maine Commission to Commemorate the Bicentennial of the United States Constitution to encompass the full 5 years of the Bicentennial celebration, which ends following the celebration in 1991 of the Bicentennial of the Bill of Rights. The celebration of the Bicentennial of the Constitution itself culminated in the publication by the Commission of the book A Rising Sun, a collection of the addresses given by noted jurists and public figures at Commission sponsored events.

The Commission continued its emphasis on educational projects and events. It provided the initial grant to launch a statewide law-related education program and has continued to support the program, now called Maine LREsources, with which it works closely on educational projects for schools. The Commission supported a statewide

Jefferson Meeting held at the University of Maine at Orono and organized by the Orono and University Bicentennial Committees. The Commission participated in a ceremony commemorating the 200th anniversary of the Judiciary Act of 1789, for which it prepared a brief history of the Act and of the Federal District Court for the District of Maine. The Commission obtained from the National Archives a poster display on the Judiciary Act and the federal courts, which it made available for general distribution through Exchange Programs of Maine. It created a set of curriculum materials on the federal and state court systems for distribution to teachers, for use independently or in conjunction with a visit to the federal District Court. Planning began for a dramatization in the summer of 1990 of the trial of Thomas Bird, and the Commission began discussions and planning for activities it will undertake during the Bill of Rights year.

Legislative Highlights

Overview: During the legislative sessions, the Judicial Department Legislation Committee met regularly and continued to monitor legislation of interest to the courts. Administrative Office of the Courts' staff reviewed all proposed legislation and prepared fiscal and programmatic impact statements. The following listing portrays the legislation enacted in both 1988 and 1989 which is deemed to have a significant impact on the Judicial Department.

Second Regular Session of the 113th Maine Legislature (1988)

The chief justice of the Supreme Judicial Court may assign justices and active retired justices of the Superior Court to sit temporarily in District Court if certain conditions are met (P.L. 1987, ch. 577).

Clerks of court are now required to deliver copies of docket entries, along with other previously required information, to the Department of Corrections within 10 days (P.L. 1987, ch. 616).

"An Act to Reform Provisions of the Civil Justice System" included numerous revisions to the entry of final judgment process as well as the extension of immunity to persons engaged in a wide variety of peer review activities. It also modified the method of calculating

interest on judgments (P.L. 1987, ch. 646).

Revision of certain procedures in District Court judicial administration, including the handling of installment payments on fines and how a creditor may obtain a civil order of arrest (P.L. 1987, ch. 708).

Establishment, in the District Court, of new commitment (to treatment programs) proceedings for persons deemed to be victims of substance abuse (P.L. 1987, ch. 735).

Recodification of the laws of municipalities and counties (P.L. 1987, ch. 737).

Requirement that a special license be required for the transportation of hazardous materials. Violations may be either Class D or Class E crimes, with all fines accruing to the Maine Hazardous Waste Fund (P.L. 1987, ch. 750).

Enactment of the new Maine Bail Code (P.L. 1987, ch. 758).

Allowance that a newly confirmed Superior Court justice, upon assignment by the chief justice of the Supreme Judicial Court, to sit in the District Court in order to finish any cases which she/he had presided over as a judge of the District Court (P.L. 1987, ch. 769).

Requirement that judges, at the time of sentencing for "Operating Under the Influence", provide the defendant with written instructions prepared by the Division of Driver Education Evaluation (P.L. 1987, ch. 773).

Authorization for the court security program and establishment of the confidentiality of court security files (P.L. 1987, ch. 776).

Authorization for forfeiture of motor vehicles in certain "Operating Under the Influence" cases, and reduction (to .08) in the blood-alcohol level (P.L. 1987, ch. 791).

Revision of certain sentencing provisions. Establishes the maximum sentence for Class A crime at 40 years. Allows for the consideration

of the impact of automatic "good" time deductions when imposing sentences (P.L. 1987, ch. 808).

Amendment to 4 M.R.S.A. § 1057 (2) governing surcharges imposed on fines, forfeitures, and penalties. The amended provision provides that the 10% surcharge shall be considered a part of the fine, forfeiture or penalty for purposes of collection and collection procedures (P.L. 1987, ch. 861).

First Regular Session of the 114th Maine Legislature (1989)

Transfer of jurisdiction of Wells from Eastern York (Biddeford) to Southern York (York) (P.L. 1989, ch. 98).

Transfer of jurisdiction of Raymond and Standish from Southern Cumberland (Portland) to Northern Cumberland (Bridgton) (P.L. 1989, ch. 184).

Allowance for defendants convicted of offenses and sentenced to prison terms of one year or more to apply to the Supreme Judicial Court for review of the sentence (P.L. 1989, ch. 218).

Allowance for a fee to be charged for the filing of a petition of harassment (P.L. 1989, ch. 371).

Changes to the forcible entry and detainer actions and appeals statute, including the appeal to Superior Court of issues triable by a trial de novo (P.L. 1989, ch. 377).

Expansion of the District Court's jurisdiction by enabling the District Court to grant equitable relief (P.L. 1989, ch. 392).

Approval of eleven new Judicial Department positions, including one District Court judge. Bail monies must now be deposited daily into an interest-bearing account. The court now retains 5% of the total proceeds of special escrow accounts when such accounts are closed (P.L. 1989, ch. 501).

In addition, approximately 50 pieces of legislation were

enacted which created new civil or criminal violations. While each law affects the Judicial Department in only a limited way, the laws in aggregate significantly impact court workload. (All are P.L. 1989).

Committee on Judicial Responsibility and Disability

The Committee on Judicial Responsibility and Disability was created by the Supreme Judicial Court by court order dated June 26, 1978, effective July 5, 1978. The Committee is empowered to receive and investigate complaints of judicial misconduct and disability. Judicial misconduct is defined by the Maine Code of Judicial Conduct, which was promulgated by the Supreme Judicial Court. By order of the Court, the Code of Judicial Conduct is binding on all state judges, except in the case of judges of probate (only the first three canons apply because of the part-time and elective nature of their positions).

The Committee on Judicial Responsibility and Disability consists of seven members appointed by the Supreme Judicial Court. Two members are either active or active retired justices of the Superior Court, active or active retired judges of the District Court, or active judges of probate. Two members are attorneys at law admitted to practice in the State of Maine, and three members are representatives of the general public of the State of Maine. The public and attorney members are appointed by the Supreme Judicial Court upon the recommendation of the Governor. Four alternate members are also appointed to serve with respect to any matter from which a regular member is excused or otherwise unavailable.

Proceedings before the Committee are typically begun upon receipt of a complaint concerning the conduct of a judge. If the Committee members decide that the facts involved in the complaint appear to come within its authority, a copy of the complaint is submitted to the judge for his response, and an investigation is conducted appropriate to the circumstances. Based upon its investigation and the judge's response, the Committee determines whether the complaint should be dismissed or if an evidentiary hearing is necessary. The Committee itself cannot impose disciplinary sanctions. Its findings and conclusions, together with

recommendations, are reported to the Supreme Judicial Court. Thereafter, the matter is in the hands of the Court. The Committee may also seek informal correction of any judicial conduct or practice that may create an appearance of judicial misconduct.

Upon written request of the Governor or the Legislature's Joint Standing Committee on the Judiciary, in connection with consideration of the appointment of a person who is or has been a judge, the Committee is directed to provide information on any complaints made against that person and the Committee's disposition thereof. The Committee annually provides a summary of each year's activities to the Supreme Judicial Court.

Complaints may be lodged by writing: Committee on Judicial Responsibility and Disability, P.O. Box 8058, Portland, Maine 04104-8058. A booklet containing the Committee's rules and court orders is available upon request.

Maine Judicial Council

As set forth in 4 M.R.S.A. § 451, the purpose of the Judicial Council is to "make a continuous study of the organization, rules, and methods of procedures and practices of the judicial system of the State, the work accomplished, and the results produced by that system and its various parts."

The Council consists of the following members: the chief justice of the Supreme Judicial Court (chair, ex officio), the attorney general, the chief justice of the Superior Court, the chief judge of the District Court, the dean of the University of Maine Law School, an active or retired justice of the Supreme Judicial Court, one justice of the Superior Court, one judge of the District Court, one judge of a Probate Court, one clerk of courts, two lawyers, and six laypersons, the latter to be appointed by the governor for such periods not exceeding four years, as he may determine. The executive secretary, a part time contract employee, provides all executive services to the Council.

The full council met on three occasions during 1988.

The Council created an Alternative Dispute Resolution (ADR) Committee, chaired by Council member Perry Hudson, to oversee a pilot program to introduce mediation techniques for the resolution of civil actions. The program, which received a special \$40,500 appropriation from the Legislature, commenced its activities in September in York and Knox Counties. It will continue to operate in those counties until early in 1990, when the Council will report to the Legislature regarding the desirability of expanding mediation to all civil actions in the Superior Courts.

The Council continued to press for the development of law-related education programs for Maine school teachers in cooperation with the Department of Education, the University of Maine School of Law and the University of Southern Maine's Department of Education.

The Consortium for the Study of the Future of the Maine Legal Profession, of which the Council is a sponsor, released its long-awaited report based on the first survey ever conducted of the Maine bar.

The Council was also involved in efforts to facilitate communications among the county sheriffs, the Maine State Police and municipal police departments regarding the procedures for the custody, processing and service of outstanding arrest warrants.

Members of the Maine Judicial Council

Chief Justice Vincent L. McKusick, chair
Associate Justice Robert W. Clifford, SJC
Chief Justice Morton A. Brody, Superior Court
Justice Herbert T. Silsby, II
Chief Judge Bernard M. Devine
Deputy Chief Judge Alan C. Pease
Probate Judge James P. Dunleavy
Madeleine R. Freeman
Maurice Harvey, Director, Criminal Justice Academy
Perry M. Hudson
Eugene Mawhinney, Prof., Univ. of Maine, Orono

Joyce M. Page, Superior Court Clerk, Waldo County
 Cecelia B. Rhoda, Reg. of Probate, Aroostook County
 C.R. deRochemont
 Peter J. Rubin, Esq.
 Attorney General James E. Tierney
 L. Kinvin Wroth, Dean, Univ. of Maine Law School
 Barry Zimmerman, Esq.

Executive Secretary
 Murrough H. O'Brien, Esq.

Court Security Services

As in other states, Maine has found that incidents of courtroom disorder are on the increase, and a greater number of individuals has sought to influence the judicial process by threatening the judge, jurors, and/or witnesses. The figures presented in Table CS-1 illustrate this trend.

The Judicial Department reimburses the county for all reasonable expenses associated with providing court security services. The provision of these services is now subject to formal contract relationships. However, the costs are essentially determined by the county, which has authority to recruit and select the deputies assigned to the court security function as approved by the Court.

Local labor agreements and personnel policies control the pay rates and fringe benefits of these contractual employees. During fiscal year 1989, the judicial department paid \$1,298,522 to Maine counties for security services in both the District Courts and Superior Courts. This cost has increased each year by at least 10%.

The Court Security Services section of the Administrative Office of the Courts continues to work with the Maine Sheriff's Association and the Maine Criminal Justice Academy to provide certified training for deputy sheriffs and others assigned to the court security function.

Federal funds through a grant from the (national) State Justice Institute (\$26,700) have supported a project for court security, from

October 1988 thru June 1990. The grant has enabled a program through which the Court Security office creates and coordinates a "pool" of trained court security officers to be assigned as needed to participating counties. This plan holds great promise, particularly for the smaller counties, where the recruitment and retention of qualified persons to serve as court security officers can be difficult. The Sheriffs of Sagadahoc and Lincoln have demonstrated their willingness to participate in this effort. The "pool" personnel have also served at court locations in at least six other counties as well. Although the project will end in 1990, its impact on the proper management of the court security function will continue for much longer.

TABLE CS-1

COURT SECURITY INCIDENTS

	<u>1986</u>	<u>*1987</u>	<u>1988</u>	<u>FY'89</u>
<u>Superior Court</u>				
Special Threats	2	11	3	3
General Threats	6	14	26	44
Bomb Threats	0	1	1	2
High Risk Trials/Hearings	<u>16</u>	<u>7</u>	<u>17</u>	<u>17</u>
Sub Total	24	33	47	66
<u>District Court</u>				
Special Threats	3	9	7	17
General Threats	5	9	19	36
Bomb Threats	0	0	0	2
High Risk Trials/Hearings	<u>2</u>	<u>6</u>	<u>2</u>	<u>4</u>
Sub Total	10	24	28	59
<u>Total</u>				
Special Threats	5	20	10	20
General Threats	11	23	45	80
Bomb Threats	0	1	1	4
High Risk Trials/Hearings	<u>18</u>	<u>13</u>	<u>19</u>	<u>21</u>
Grand Total	34	57	75	125

*1987 represents the first full year of comprehensive data collection.

COMMITTEES OF THE JUDICIAL DEPARTMENT

Committee Listing

There are numerous functional committees within the Judicial Department. The purpose of these committees, which include judges, lawyers, and private citizens, is to assist the Supreme Judicial Court, as well as the chief justice of the Supreme Judicial Court, the Superior Court chief justice, and the District Court chief judge in carrying out their respective responsibilities.

The committee listing below is organized by appointing authority, with the exception of the Board of Bar Examiners whose members are appointed by the Governor upon recommendation by the Supreme Judicial Court. The following pages list all committee members as of June 30, 1989.

SUPREME JUDICIAL COURT

Board of Examiners for the Examination of Applicants for Admission to the Bar
Board of Overseers of the Bar
Civil Rules Committee
Committee on Judicial Responsibility and Disability
Committee on Professional Responsibility
Criminal Rules Committee
Evidence Rules Committee
Judicial Records Committee
Probate Rules Committee

CHIEF JUSTICE

Committee on Continuing Judicial Education
Committee on Court-Appointed Counsel
Committee on Judicial Conference (1988)
Committee on Judicial Conference (1989)
Court Mediation Committee
Judicial Department Legislation Committee
Judicial Policy Committee
State Court Library Committee

SUPERIOR COURT CHIEF JUSTICE

Superior Court Civil Forms Committee
Superior Court Criminal Forms Committee

DISTRICT COURT CHIEF JUDGE

District Court Civil Forms Committee
District Court Criminal Forms Committee
District Court Policy and Advisory Committee

Committee Membership

APPOINTING AUTHORITY: SUPREME JUDICIAL COURT

**BOARD OF EXAMINERS FOR THE
EXAMINATION OF APPLICANTS
FOR ADMISSION TO THE BAR:**

William J. Kayatta, Esq., chair

Rita Blacherby

Kenneth R. Clegg, Esq.

Laurie A. Gibson, Esq.

Shirley K. Jaster

Paul F. Macri, Esq.

Constance P. O'Neil, Esq.

Clare Hudson Payne, Esq.

Arthur E. Strout, Esq.

Judicial Liaison:

Assoc. Justice Caroline D. Glassman

BOARD OF OVERSEERS OF THE BAR:

Chadbourn H. Smith, chair

Peter B. Webster, vice-chair

Barbara E. Chesley

Diane S. Cutler

Roger S. Elliott, Esq.

Susan R. Kominsky, Esq.

Donald H. Marden, Esq.

Richard A. McKittrick, Esq.

Mark V. Schnur

Judicial Liaison:

Assoc. Justice David G. Roberts

APPOINTING AUTHORITY: SUPREME JUDICIAL COURT - continued

CIVIL RULES COMMITTEE:

George Z. Singal, Esq., chair
Rufus E. Brown, Esq.
Kevin M. Cuddy, Esq.
Peter W. Culley, Esq.
Philip R. Foster, Esq.
Charles A. Harvey, Jr., Esq.
John R. Linnell, Esq.
Sumner Peter Mills, Jr., Esq.
Edith A. Richardson, Esq.
Harrison L. Richardson, Esq.
Jack H. Simmons, Esq.
Arlyn H. Weeks, Esq.
Assistant Attorney General, H. Cabanne Howard, member ex officio, by designation of
the Attorney General

Consultants:

Dean L. Kirvin Wroth
Prof. Melvyn Zarr

Judicial Liaison:

Assoc. Justice D. Brock Hornby

Trial Court Liaison:

Justice Donald G. Alexander
Justice Carl O. Bradford, Alternate
Judge Susan W. Calkins

COMMITTEE ON JUDICIAL RESPONSIBILITY AND DISABILITY:

Roger C. Lambert, chair
Justice G. Arthur Brennan
Judge Robert W. Donovan
Helen Sloane Dudman
James S. Erwin, Sr., Esq.
Madeleine R. Freeman
William B. Talbot, Esq.
Alternate Members:
Justice Donald G. Alexander
Judge Courtland D. Perry
Milton Lindholm
Robert B. Williamson, Jr., Esq.
Judicial Liaison:
Assoc. Justice Daniel E. Wathen

APPOINTING AUTHORITY: SUPREME JUDICIAL COURT - continued

COMMITTEE ON PROFESSIONAL
RESPONSIBILITY:

Edwin A. Heisler, Esq., chair
Anne L. Bonney
Prof. Stephen Cert
Kathryn R. Greenleaf, Esq.
Nancy N. Masterton
Janet T. Mills, Esq.
Thomas E. Needham, Esq.
Gordon H.S. Scott, Esq.
Jeffrey A. Thaler, Esq.
Louise K. Thomas,
Assistant Attorney General, H. Cabanne Howard, member ex officio, by designation of
the Attorney General

Consultant:

Dean L. Kinvin Wroth

Judicial Liaison:

Assoc. Justice D. Brock Hornby

CRIMINAL RULES COMMITTEE:

Michael D. Seitzinger, Esq., chair
Sandra Hylander Collier, Esq.
Coleman G. Coyne, Jr., Esq.
Joseph H. Field, Esq.
Alan V. Harding, Esq.
Martha J. Harris, Esq.
Theodore K. Hoch, Esq.
Mary C. Tousignant, Esq.
Assistant Attorney General, Charles K. Leadbetter, member ex officio, by designation of
the Attorney General

Consultants:

Prof. Melvyn Zarr

Prof. David P. Cluchey

Judicial Liaison:

Assoc. Justice Caroline D. Glassman

Trial Court Liaison:

Justice William S. Brodrick

Justice G. Arthur Brennan, Alternate

Judge David M. Cox

APPOINTING AUTHORITY: SUPREME JUDICIAL COURT - continued

EVIDENCE RULES COMMITTEE:

George S. Isaacson, Esq., chair
Paul W. Chaiken, Esq.
Martica Douglas, Esq.
Richard C. Engels, Esq.
Carl R. Griffin III, Esq.
Steven D. Silin, Esq.
Alton C. Stevens, Esq.
Assistant Attorney General, Thomas D. Warren, member ex officio, by designation of
the Attorney General

Consultant:

Peter L. Murray, Esq.

Judicial Liaison:

Assoc. Justice Robert W. Clifford

JUDICIAL RECORDS COMMITTEE:

Jessie B. Gunther, chair
Philips F.W. Ahrens, III, Esq.
John E. Frost
Gordon F. Grimes, Esq.
Robert B. Hanscom, Esq.
Joseph M. O'Donnell, Esq.
Dean L. Kinvin Wroth

Consultant:

Lyman L. Holmes, Esq.

Judicial Liaison:

Assoc. Justice David G. Roberts

PROBATE RULES COMMITTEE:

Probate Judge Dana W. Childs, chair
Jill A. Checkoway, Esq.
Neal C. Corson, Esq.
John L. Knight, Esq.
Probate Judge Richard M. Morton
Probate Judge James E. Patterson
Jotham D. Pierce, Esq.
Probate Register Cecilia B. Rhoda
James H. Young, III, Esq.

Consultants:

Dean L. Kinvin Wroth
Prof. Merle W. Loper
Probate Judge James E. Mitchell

Judicial Liaison:

Assoc. Justice Caroline D. Glassman

APPOINTING AUTHORITY: CHIEF JUSTICE

COMMITTEE ON CONTINUING JUDICIAL EDUCATION:

Associate Justice D. Brock Hornby
Justice Kermit V. Lipez
Judge Peter J. Goranites

COMMITTEE ON COURT-APPOINTED COUNSEL:

Assoc. Justice Daniel E. Wathen, chair
Superior Court Chief Justice Morton A. Brody
Justice William E. McKinley
District Court Chief Judge Bernard M. Devine
Deputy Chief Judge Alan C. Pease
State Court Administrator Dana R. Baggett

COMMITTEE ON JUDICIAL CONFERENCE - 1988:

Judge John B. Beliveau, chair
Assoc. Justice Robert W. Clifford
Justice Thomas E. Delahanty II
Justice Jack O. Smith
Judge Alexander A. MacNichol
State Court Administrator Dana R. Baggett

COMMITTEE ON JUDICIAL CONFERENCE - 1989:

Assoc. Justice Robert W. Clifford, chair
Justice Donald G. Alexander
Judge John B. Beliveau
Judge Dana A. Cleaves
Justice Roland A. Cole
Judge Margaret J. Kravchuk
Judge John C. Sheldon
State Court Administrator Dana R. Baggett

COURT MEDIATION COMMITTEE:

Assoc. Justice Caroline D. Glassman, chair
Justice Kermit V. Lipez
District Court Chief Judge Bernard M. Devine
Judge Peter J. Goranites
Judge Dana A. Cleaves
Court Mediation Director Jane Orbeton
State Court Administrator Dana R. Baggett

APPOINTING AUTHORITY: CHIEF JUSTICE - continued

JUDICIAL DEPARTMENT LEGISLATION COMMITTEE - 1989:

Assoc. Justice Robert W. Clifford, chair
Assoc. Justice Samuel W. Collins, Jr.
Chief Justice Vincent L. McKusick
Active Retired Justice Elmer H. Violette
Superior Court Chief Justice Morton A. Brody
Justice Eugene W. Beaulieu
Justice Bruce W. Chandler
Justice Stephen L. Perkins
District Court Chief Judge Bernard M. Devine
Deputy Chief Judge Alan C. Pease
Judge Andre G. Janelle
Judge Clifford O'Rourke
Judge S. Kirk Studstrup
State Court Administrator Dana R. Baggett
Public Information Officer Edward H. Kelleher

JUDICIAL POLICY COMMITTEE:

Assoc. Justice Daniel E. Wathen, chair
Superior Court Chief Justice Morton A. Brody
Justice William E. McKinley
District Court Chief Judge Bernard M. Devine
Deputy Chief Judge Alan C. Pease
State Court Administrator Dana R. Baggett

STATE COURT LIBRARY COMMITTEE:

Active Retired Justice Sidney W. Wernick, chair
Justice Bruce W. Chandler
Vladimar Drozdoff
Merton G. Henry, Esq.
Norman Minsky, Esq.
Douglas M. Myers, Esq.
Patricia E. Renn
Members ex officio:
State Law Librarian Lynn E. Randall
State Court Administrator Dana R. Baggett
Judicial Liaison:
Assoc. Justice Samuel W. Collins, Jr.

APPOINTING AUTHORITY: SUPERIOR COURT CHIEF JUSTICE

**SUPERIOR COURT CIVIL FORMS
COMMITTEE:**

Justice Thomas E. Delahanty, II, chair
Lynda C. Haskell
Jeffrey D. Henthorn
Lucille J. Lepitre
Robert V. Miller
Joyce M. Page

**SUPERIOR COURT CRIMINAL FORMS
COMMITTEE:**

Justice Stephen L. Perkins, chair
Lynda C. Haskell
Jeffrey D. Henthorn
Rosemary K. Merchant
Robert V. Miller
Susan E. Simmons

APPOINTING AUTHORITY: DISTRICT COURT CHIEF JUDGE

**DISTRICT COURT CIVIL FORMS
COMMITTEE:**

Judge Susan W. Calkins, chair
Judge John B. Beliveau
Sandra Carroll
Terry L. Curtis
Dana T. Hagerthy
Norman R. Ness
Robert F. Poulin

**DISTRICT COURT CRIMINAL FORMS
COMMITTEE:**

Deputy Chief Judge Alan C. Pease, chair
Judge David B. Griffiths
Judith L. Case
Dana T. Hagerthy
Thelma A. Holmes
Norman R. Ness
Robert F. Poulin

**DISTRICT COURT POLICY AND
ADVISORY COMMITTEE:**

Judge Harriet P. Henry, chair
District Court Chief Judge Bernard M. Devine, ex officio
Deputy Chief Judge Alan C. Pease
Judge John W. Benoit
Judge Courtland D. Perry, II

JUDICIAL ROSTER
(January 1, 1988 through June 30, 1989)

SUPREME JUDICIAL COURT:

Justices - (In seniority order)

Hon. Vincent L. McKusick, Chief Justice

Hon. David A. Nichols (retired 5/31/88)

Hon. David G. Roberts

Hon. Daniel E. Wathen

Hon. Caroline D. Glassman

Hon. Louis Scolnik (retired 8/1/88)

Hon. Robert W. Clifford

Hon. D. Brock Hornby (appointed 6/10/88)

Hon. Samuel W. Collins, Jr., (appointed 9/16/88)

Active Retired Justices

Hon. James P. Archibald

Hon. Sidney W. Wernick

Hon. Elmer H. Violette

SUPERIOR COURT:

Justices - (In seniority order)

Hon. Morton A. Brody, Chief Justice

Hon. Stephen L. Perkins

Hon. Herbert T. Silsby, II

Hon. William E. McKinley

Hon. Donald G. Alexander

Hon. Carl O. Bradford

Hon. William S. Brodrick

Hon. Thomas E. Delahanty, II

Hon. Paul T. Pierson

Hon. G. Arthur Brennan

Hon. Bruce W. Chandler

Hon. Eugene W. Beaulieu

Hon. Kermit V. Lipez

Hon. Jack O. Smith

Hon. Paul A. Fritzsche

Hon. Roland A. Cole

Active Retired Justices

Hon. Ian MacInnes

Hon. Robert L. Browne

JUDICIAL ROSTER (continued)
(January 1, 1988 through June 30, 1989)

DISTRICT COURT:

Judges

Hon. Bernard M. Devine, Chief Judge (resident judge, District 9)
Hon. Alan C. Pease, Deputy Chief Judge (resident judge, District 6)

DISTRICT 1: (Caribou, Fort Kent, Madawaska, Van Buren)

Hon. Ronald A. Daigle

DISTRICT 2: (Houlton, Presque Isle)

Hon. Julian W. Turner (retired 8/31/88)

Hon. David B. Griffiths (appointed 9/15/88)

DISTRICT 3: (Bangor, Newport)

Hon. David M. Cox

Hon. Margaret J. Kravchuk

DISTRICT 4: (Calais, Machias)

Hon. Douglas A. Clapp

DISTRICT 5: (Bar Harbor, Belfast, Ellsworth)

Hon. Jane S. Bradley (transferred to at-large judgeship 2/28/89)

Hon. Bernard C. Staples (appointed 2/21/89)

DISTRICT 6: (Bath, Brunswick, Rockland, Wiscasset)

Hon. Alan C. Pease (Deputy Chief Judge of the District Court)

DISTRICT 7: (Augusta, Waterville)

Hon. Courtland D. Perry, II

DISTRICT 8: (Lewiston)

Hon. L. Damon Scales (retired 1/31/87)

Hon. John B. Beliveau (transferred to District 8 judgeship 2/2/88)

DISTRICT 9: (Bridgton, Portland)

Hon. Bernard M. Devine (Chief Judge of the District Court)

Hon. Robert W. Donovan (retired 9/30/88)

Hon. Peter J. Goranites (transferred to District 9 judgeship 11/21/88)

DISTRICT 10: (Biddeford, Kittery, Springvale)

Hon. Andre G. Janelle

DISTRICT 11: (Livermore Falls, Rumford, South Paris)

Hon. John C. Sheldon

DISTRICT 12: (Farmington, Skowhegan)

Hon. John W. Benoit, Jr.

DISTRICT 13: (Dover-Foxcroft, Lincoln, Millinocket)

Hon. Susan W. Calkins

Judges-At-Large

Hon. Harriet P. Henry

Hon. Ronald L. Kellam (retired 10/31/88)

Hon. Ronald D. Russell

Hon. Clifford F. O'Rourke

Hon. Edward F. Gaulin

Hon. John B. Beliveau (transferred to District 8 judgeship 2/2/88)

Hon. Alexander A. MacNichol

Hon. Kirk S. Studstrup

Hon. Robert E. Crowley

Hon. Peter J. Goranites (appointed 3/4/88; transferred to District 9 judgeship 11/21/88)

Hon. Ellen A. Gorman (appointed 3/3/89)

Hon. Jane S. Bradley (transferred to at-large judgeship 2/28/89)

Active-Retired Judges

Hon. Roland J. Poulin (deceased 4/19/89)

Hon. Paul A. MacDonald

Hon. Edwin R. Smith

Hon. Arthur A. Nadeau, Jr.

Hon. F. Davis Clark

Hon. John L. Batherson

Hon. L. Damon Scales (appointed 2/2/88)

Hon. Julian W. Turner (appointed 9/20/88)

Hon. Robert W. Donovan (appointed 11/28/88)

ADMINISTRATIVE COURT

Judges

Hon. Edward W. Rogers, Administrative Court Judge

Hon. Dana A. Cleaves, Associate Administrative Court Judge

CLERK ROSTER
(January 1, 1988 through June 30, 1989)

SUPREME JUDICIAL COURT

Clerk of the Law Court; James C. Chute
(Also serves as Executive Clerk of the
Supreme Judicial Court and Reporter of Decisions)

SUPERIOR COURT

Androscoggin
Aroostook
Cumberland
Franklin
Hancock
Kennebec
Knox
Lincoln
Oxford
Penobscot
Piscataquis

Sagadahoc
Somerset
Waldo
Washington
York

Sally A. Bourget
Robert R. Rush
Lucille J. Lepitre
Lynda C. Haskell
Rosemary K. Merchant
Nancy A. Desjardin
Susan E. Simmons
Debra E. Nowak
Donna L. Howe
Margaret M. Gardner
Sandra M. Welsh (resigned 6/10/88)
Lisa C. Richardson (appointed 7/18/88)
Debra E. Nowak
Esther L. Waters
Joyce M. Page
Marilyn E. Braley
Barbara C. Kunkel (resigned 3/5/88)
Dianne M. Hill (appointed 3/5/88)

CLERK ROSTER (continued)
(January 1, 1988 through June 30, 1989)

DISTRICT COURT

District 1

Norma A. Duheme	Caribou
Linda A. Cyr	Fort Kent
Norma H. Gerard	Madawaska
Carmen D. Cyr	Van Buren

District 2

Charlene M. Benn	Houlton
Diane S. Sharpe	Presque Isle
(appointed 1/1/88)	

District 3

Thelma A. Holmes	Bangor
Jane C. Sawyer	Newport

District 4

Elsie L. McGarrigle	Calais
Annie H. Hanscom	Machias

District 5

Dorothy L. Drake	Bar Harbor
Terri L. Curtis	Belfast
Dorothy L. Drake	Ellsworth

District 6

Anita M. Alexander	Bath
Anita M. Alexander	Brunswick
(appointed 1/1/88)	
Mary C. Ledger	Rockland
(1 yr. lv.of absence; effective 10/15/88)	
Penny H. Reckards	
(appointed acting clerk (10/15/88)	
Lucy A. Russell	Wiscasset

District 7

Sharon A. Burns	Augusta
(appointed 1/1/88)	
Judy L. Pellerin	Waterville
(name change)	

District 8

Yvette L. Houle	Lewiston
(retired 2/28/89)	
Rita D. Desjardins	
(appointed 3/1/89)	

DISTRICT 9

Beverly J. MacKerron	Bridgton
Susan E. MacDonald	Portland
(resigned 8/31/88)	
Jean T. Pelletier	
(served 9/1/88 - 2/16/89)	
Debra A. Hjort	
(appointed 4/24/89)	

District 10

Vivian H. Hickey	Biddeford
Alice A. Monroe	Springvale
Nellie E. Bridges	York

District 11

Dolores T. Richards	Livermore Falls
Laura J. Nokes	Rumford
Joan C. Millett	South Paris

District 12

Constance H. Small	Farmington
Sandra F. Carroll	Skowhegan

District 13

Margaret E. Poulin	Dover-Foxcroft
(retired 1/31/89)	
Lisa C. Richardson	
(appointed 2/1/89)	
Ann G. Dusenbery	Lincoln
Nancy L. Turmel	Millinocket

ADMINISTRATIVE COURT

Diane P. Nadeau	Portland
-----------------	----------

APPENDIX I

LAW COURT

CASELOAD STATISTICS

LAW COURT
NARRATIVE SUMMARY OF CASELOAD STATISTICS

Table LC-1

This table presents Law Court caseload information, including filings, dispositions and pending caseload since 1976. The "end pending" category includes four distinct sub-groups: cases not yet at issue (awaiting completion of the record on appeal or completion of briefing); cases at issue awaiting oral argument (cases fully briefed as of the end of the previous year); cases orally argued awaiting opinion; and cases remanded to the Superior Court prior to oral argument for correction of procedural defects. The comparison of filings and dispositions on this table indicates the degree to which dispositions have risen to meet the demand of incoming filings. Although filings increased by 96% from 1976 to 1988, the number of cases disposed of rose by 115%. Written opinions during 1988 totaled 343, 58% of which involved civil cases. Total caseload information is not available on a fiscal year basis.

Table LC-2

This table details the type and outcome of Law Court dispositions during 1988 and FY'89. Several categories require some explanation. "Other Administrative Proceedings" are cases seeking review of action (or refusal to act) by agencies of the Executive Department governed by the Maine Administrative Procedure Act and M.R.Civ.P.80C, or by agencies of local government such as planning boards pursuant to M.R.Civ.P.80B. Since the creation of the Appellate Division of the Workers Compensation Division in September 1981, most workers compensation cases are now disposed of by denial of petition for appellate review and do not involve full briefing, argument and opinion. "Discretionary Appeals" are requests for certificates of probable cause in post-conviction review (15 M.R.S.A. §2131) and review of extradition (15 M.R.S.A. §210-A) cases. "Change in Results" means a reversal, vacation, or substantive modification of the trial court's judgment.

Table LC-3

The average time required from notice of appeal to disposition for cases in which written opinions were issued is presented for 1981 through FY'89 on Table LC-3. Since most non-opinion disposition cases do not complete all of the steps of an opinion disposition, the inclusion of these cases in this table would skew the results, particularly in the early stages. The four sections correspond to (a) work done primarily by trial court clerks and court reporters; (b) work done by the parties' attorneys; (c) pre-argument study by justices and law clerks and scheduling lag; and (d) the actual decision making process and preparation of the opinion. The fifth section traces the cases through the entire Law Court process, from notice of appeal to final disposition. FY'89 saw a dramatic speed-up in the justices' work; only 51 days were required for a case to proceed from oral argument to disposition, a marked decrease from the 110.7 day average in 1981.

Table LC-4

More complete timeframe data for only FY'89 are included on this table, detailing the actual number of cases during each stage of case processing.

Table LC-5

This table presents the Appellate Division's caseload statistics for the past nine years, itemizing filings, dispositions and pending caseload.

LAW COURT - TOTAL CASELOAD

TABLE LC-1

	1976	1977	1978	1979	1980 (b)	1981 (c)	1982	1983	1984	1985	1986	1987	1988
CIVIL													
- Begin Pending	119	143	205	187	180	288	248	230	249	250	241	247	290
- Filings (a)	145	174	240	238	382	384	325	332	343	349	338	363	328
- Dispositions	121	112	258	245	274	402	343	313	342	358	332	320	344
- End Pending	143	205	187	180	288	270	230	249	250	241	247	290	274
CRIMINAL													
- Begin Pending	127	136	164	70	56	77	54	82	69	88	95	93	123
- Filings (a)	124	152	125	118	131	137	153	154	170	169	182	202	200
- Dispositions	115	124	219	132	110	147	125	167	151	162	184	172	198
- End Pending	136	164	70	56	77	67	82	69	88	95	93	123	125
TOTAL													
- Begin Pending	246	279	369	257	236	365	302	312	318	338	336	340	413
- Filings (a)	269	326	365	356	513	521	478	486	513	518	520	565	528
- Dispositions	236	236	477	377	384	549	468	480	493	520	516	492	542
- End Pending	279	369	257	236	365	337	312	318	338	336	340	413	399
CASES ARGUED AWAITING OPINION AT END OF YEAR													
	119	173	65	42	82	44	52	66	59	46	41	44	22
WRITTEN OPINIONS													
- Civil	88	90	218	174	160	238	189	183	194	188	181	193	204
- Criminal	67	74	161	100	82	114	91	105	101	115	139	108	142
TOTAL	155	164	379	274	242	352	280	288	295	303	320	301	346

(a) Includes new appeals, interlocutory appeals, and reports.

(b) As of September 1, 1980, M.R.Civ.P. 73(f) was amended to provide for docketing of civil appeals in the Law Court promptly upon the filing of the notice of appeal in the Superior Court. Under the amended rule, a total of 61 civil appeals were docketed in 1980 that would not have been docketed in that year under the former rule.

(c) It appears that a tabulation error in the previous year is responsible for the discrepancy in the number of cases pending at the end of 1981 versus the beginning of 1982.

LAW COURT DISPOSITIONS - 1988

TABLE LC-2

	CHANGE IN RESULTS	NO CHANGE	TOTAL	% OF TOTAL DISPO- SITION
CRIMINAL				
- Signed Opinion	27	59	86	
- Per Curiam	0	1	1	
- Memorandum	0	55	55	
-----Total Written Opinions	27	115	142	
- No Opinion	0	56	56	
-----TOTAL DISPOSITIONS	27	171	198	36.5%
PUBLIC UTILITIES COMMISSION				
- Signed Opinion				
- Per Curiam				
- Memorandum				
-----Total Written Opinions				
- No Opinion				
-----TOTAL DISPOSITIONS	0	0	0	0.0%
WORKERS COMPENSATION				
- Signed Opinion	3	5	8	
- Per Curiam	0	0	0	
- Memorandum	0	0	0	
-----Total Written Opinions	3	5	8	
- No Opinion		51	51	
-----TOTAL DISPOSITIONS	3	56	59	10.9%
OTHER ADMINISTRATIVE PROCEEDINGS				
- Signed Opinion	10	15	25	
- Per Curiam	1	0	1	
- Memorandum	0	6	6	
-----Total Written Opinions	11	21	32	
- No Opinion	0	5	5	
-----TOTAL DISPOSITIONS	11	26	37	6.8%

	CHANGE IN RESULTS	NO CHANGE	TOTAL	% OF TOTAL DISPO- SITION
ALL OTHER CIVIL				
- Signed Opinion	62	85	147	
- Per Curiam	0	0	0	
- Memorandum	0	16	16	
-----Total Written Opinions	62	101	163	
- No Opinion	0	81	81	
-----TOTAL DISPOSITIONS	62	182	244	45.0%
DISCRETIONARY APPEAL				
- Signed Opinion	0	0	0	
- Per Curiam	0	0	0	
- Memorandum	0	1	1	
-----Total Written Opinions	0	1	1	
- No Opinion	0	3	3	
-----TOTAL DISPOSITIONS	0	4	4	0.7%
TOTAL				
- Signed Opinion	102	164	266	
- Per Curiam	1	1	2	
- Memorandum	0	78	78	
-----Total Written Opinions	103	243	346	
- No Opinion	0	196	196	
-----TOTAL DISPOSITIONS	103	439	542	100.0%

LAW COURT DISPOSITIONS - FY89

TABLE LC-2
(con't.)

	CHANGE IN RESULTS	NO CHANGE	TOTAL	% OF TOTAL DISPO- SITION		CHANGE IN RESULTS	NO CHANGE	TOTAL	% OF TOTAL DISPO- SITION	
CRIMINAL						ALL OTHER CIVIL				
- Signed Opinion	26	70	96		- Signed Opinion	41	69	110		
- Per Curiam		1	1		- Per Curiam		2	2		
- Memorandum		45	45		- Memorandum		22	22		
-----Total Written Opinions	26	116	142		-----Total Written Opinions	41	93	134		
- No Opinion		48	48		- No Opinion		74	74		
-----TOTAL DISPOSITIONS	26	164	190	37.9%	-----TOTAL DISPOSITIONS	41	167	208	41.5%	
PUBLIC UTILITIES COMMISSION						DISCRETIONARY APPEAL				
- Signed Opinion	1		1		- Signed Opinion					
- Per Curiam					- Per Curiam					
- Memorandum					- Memorandum		1	1		
-----Total Written Opinions	1		1		-----Total Written Opinions		1	1		
- No Opinion					- No Opinion		1	1		
-----TOTAL DISPOSITIONS	1		1	0.2%	-----TOTAL DISPOSITIONS		2	2	0.4%	
WORKERS COMPENSATION						TOTAL				
- Signed Opinion	7	4	11		- Signed Opinion	84	154	238		
- Per Curiam					- Per Curiam	1	3	4		
- Memorandum		1	1		- Memorandum		74	74		
-----Total Written Opinions	7	5	12		-----Total Written Opinions	85	231	316		
- No Opinion		55	55		- No Opinion		185	185		
-----TOTAL DISPOSITIONS	7	60	67	13.4%	-----TOTAL DISPOSITIONS	85	416	501	100.0%	
OTHER ADMINISTRATIVE PROCEEDINGS										
- Signed Opinion	9	11	20							
- Per Curiam	1		1							
- Memorandum		5	5							
-----Total Written Opinions	10	16	26							
- No Opinion		7	7							
-----TOTAL DISPOSITIONS	13	23	33	6.6%						

LAW COURT - AVERAGE TIME TO DISPOSITION

TABLE LC-3

CASES FOR WHICH OPINIONS WERE WRITTEN

	1981	1982	1983	1984	1985	1986	1987	1988	FY'89
(a) NO. OF DAYS FROM NOTICE OF APPEAL TO COMPLETION OF RECORD									
- Criminal	76.8	74.0	95.1	97.9	101.2	101.2	90.8	89.5	93.9
- Public Utilities Commission	23.5	33.7	31.5	19.0	40.5	19.0	21.5	0.0	20.0
- Workers Compensation	61.4	53.2	58.3	63.0	73.7	94.0	64.0	69.5	91.3
- Other Administrative Proceedings	82.7	58.0	50.3	31.1	57.4	47.5	21.9	30.5	31.1
- All Other Civil	100.0	70.4	55.9	50.0	62.8	40.8	67.8	53.8	61.4
- Discretionary Appeal	99.7	78.3	95.9	120.0	49.8	23.0	0.0	21.0	21.0
TOTAL	80.5	67.7	70.5	64.1	76.2	68.9	72.3	66.7	74.3
(b) NO. OF DAYS FROM COMPLETION OF RECORD TO COMPLETION OF BRIEFING									
- Criminal	89.9	82.6	93.2	89.8	82.3	78.4	98.0	90.8	94.0
- Public Utilities Commission	60.8	99.7	89.5	67.0	89.0	70.0	117.5	0.0	85.0
- Workers Compensation	80.5	86.4	83.7	18.0	12.7	2.5	8.0	16.3	6.3
- Other Administrative Proceedings	68.7	74.2	68.3	86.1	58.8	65.7	74.2	79.3	79.4
- All Other Civil	81.5	80.0	80.3	79.0	79.3	77.6	81.5	77.4	80.3
- Discretionary Appeal	106.8	86.8	78.3	101.0	66.6	64.0	0.0	61.0	61.0
TOTAL	82.5	81.2	83.7	82.6	75.5	75.0	86.6	82.0	84.3
(c) NO. OF DAYS FROM COMPLETION OF BRIEFING TO ORAL ARGUMENT									
- Criminal	52.4	54.2	57.2	51.3	59.2	54.0	50.4	60.7	65.1
- Public Utilities Commission	57.0	53.3	64.0	35.8	27.5	69.0	60.0	0.0	66.0
- Workers Compensation	72.5	89.9	41.5	67.6	51.3	50.6	57.0	56.8	55.7
- Other Administrative Proceedings	69.7	52.0	67.9	57.3	54.7	57.3	69.7	61.7	71.7
- All Other Civil	70.6	60.0	62.0	62.5	54.3	65.4	56.7	63.5	64.5
- Discretionary Appeal	55.3	38.0	47.8	25.0	48.4	104.0	0.0	26.0	26.0
TOTAL	64.4	60.3	60.3	57.6	55.8	59.7	55.5	61.9	64.9

LAW COURT - AVERAGE TIME TO DISPOSITION

TABLE LC-3
con't.

CASES FOR WHICH OPINIONS WERE WRITTEN

	1981	1982	1983	1984	1985	1986	1987	1988	FY'89
(d) NO. OF DAYS FROM ORAL ARGUMENT TO DISPOSITION									
- Criminal	106.4	66.7	65.8	76.1	74.8	47.3	46.0	46.9	47.4
- Public Utilities Commission	132.8	99.0	99.0	78.0	119.0	143.0	67.0	0.0	124.0
- Workers Compensation	84.0	97.2	77.0	106.6	186.7	62.2	131.5	95.6	61.8
- Other Administrative Proceedings	121.1	74.2	93.3	75.2	97.6	84.8	61.0	64.9	58.4
- All Other Civil	120.6	70.6	75.7	104.2	86.7	60.6	66.4	65.8	52.3
- Discretionary Appeal	122.7	58.8	60.5	54.0	137.2	104.0	0.0	29.0	29.0
TOTAL	110.7	73.0	74.1	90.2	87.9	57.5	59.0	58.5	51.1
(e) NO. OF DAYS FROM NOTICE OF APPEAL TO DISPOSITION									
- Criminal	325.5	277.6	311.3	315.1	315.8	276.8	284.3	288.2	300.6
- Public Utilities Commission	273.8	285.7	284.0	184.3	276.0	301.0	266.0	0.0	295.0
- Workers Compensation	298.4	329.1	249.8	255.2	324.3	205.9	260.5	235.9	210.7
- Other Administrative Proceedings	322.1	258.4	279.9	249.7	268.6	253.9	226.0	236.4	240.5
- All Other Civil	370.6	280.8	269.3	295.3	283.1	243.1	271.0	259.6	257.4
- Discretionary Appeal	384.5	261.8	282.4	300.0	302.0	214.0	0.0	137.0	137.0
TOTAL	337.5	282.6	286.2	293.9	294.8	257.4	272.0	268.3	273.4

**LAW COURT - ACTUAL TIME TO DISPOSITION
CASES FOR WHICH OPINIONS WERE WRITTEN - FY'89**

TABLE LC-4

	0-25 DAYS	26-50 DAYS	51-75 DAYS	76-100 DAYS	100-UP DAYS	TOTAL CASES	AVERAGE NO. OF DAYS
NOTICE OF APPEAL TO COMPLETION OF RECORD							
- Criminal	34	22	34	14	37	141	93.9
- Public Utilities Commission	1	0	0	0	0	1	20.0
- Workers Compensation	0	1	2	1	5	9	91.3
- Other Administrative Proceedings	17	6	1	1	1	26	31.1
- All Other Civil	63	32	9	11	15	130	61.4
- Discretionary Appeal	1	0	0	0	0	1	21.0
TOTAL	116	61	46	27	58	308	74.3
COMPLETION OF RECORD TO COMPLETION OF BRIEFING							
- Criminal	1	8	54	40	38	141	94.0
- Public Utilities Commission	0	0	0	1	0	1	85.0
- Workers Compensation	9	0	0	0	0	9	6.3
- Other Administrative Proceedings	0	2	12	9	3	26	79.4
- All Other Civil	2	5	62	44	17	130	80.3
- Discretionary Appeal	0	0	1	0	0	1	61.0
TOTAL	12	15	129	94	58	308	84.3
COMPLETION OF BRIEFING TO ORAL ARGUMENT							
- Criminal	3	37	56	41	5	142	65.1
- Public Utilities Commission	0	0	1	0	0	1	66.0
- Workers Compensation	0	3	9	0	0	12	55.7
- Other Administrative Proceedings	0	6	7	10	3	26	71.7
- All Other Civil	2	36	55	30	10	133	64.5
- Discretionary Appeal	0	1	0	0	0	1	26.0
TOTAL	5	83	128	81	18	315	64.9

**LAW COURT - ACTUAL TIME TO DISPOSITION
CASES FOR WHICH OPINIONS WERE WRITTEN - FY'89**

TABLE LC-4
(con't.)

	0-25 DAYS	26-50 DAYS	51-75 DAYS	76-100 DAYS	100-UP DAYS	TOTAL CASES	AVERAGE NO. OF DAYS
ORAL ARGUMENT TO DISPOSITION							
- Criminal	55	47	10	15	15	142	47.4
- Public Utilities Commission	0	0	0	0	1	1	124.0
- Workers Compensation	3	2	3	3	1	12	61.8
- Other Administrative Proceedings	7	6	5	4	4	26	58.4
- All Other Civil	31	51	20	17	14	133	52.3
- Discretionary Appeal	0	1	0	0	0	1	29.0
TOTAL	96	107	38	39	35	315	51.1
NOTICE OF APPEAL TO DISPOSITION							
- Criminal	0	0	0	0	142	142	300.6
- Public Utilities Commission	0	0	0	0	1	1	295.0
- Workers Compensation	0	0	0	0	12	12	210.7
- Other Administrative Proceedings	0	0	0	0	26	26	240.5
- All Other Civil	0	0	0	0	134	134	257.4
- Discretionary Appeal	0	0	0	0	1	1	137.0
TOTAL	0	0	0	0	316	316	273.4

AW COURT APPELLATE DIVISION

TABLE LC-5

TOTAL CASELOAD	1980	1981	1982	1983	1984	1985	1986	1987	1988
Beginning Pending	21	42	38	26	30	42 (a)	57	29	52
filings	51	54	53	52	61	84	59	66	70
dispositions	30	58	65	48	56	69	87	43	66
end Pending	42	38	26	30	35	57	29	52	56
DISPOSITIONS	1980	1981	1982	1983	1984	1985	1986	1987	1988
Case Withdrawn	0	1	5	2	3	2	10	4	2
Case Dismissed:Lack of Jurisdiction	5	7	9	8	1	10	16	9	5
Case Dismissed:Appeal Moot	2	3	5	4	3	5	0	0	6
Sentence Increased	0	0	0	0	0	2	0	0	0
Sentence Reduced	3	1	1	3	0	1	0	1	0
Appeal Denied	20	46	45	31	49	49	61	29	53
TOTAL	30	58	65	48	56	69	87	43	66

a) Unexplained discrepancy between 1984 end pending and 1985 beginning pending.

APPENDIX II

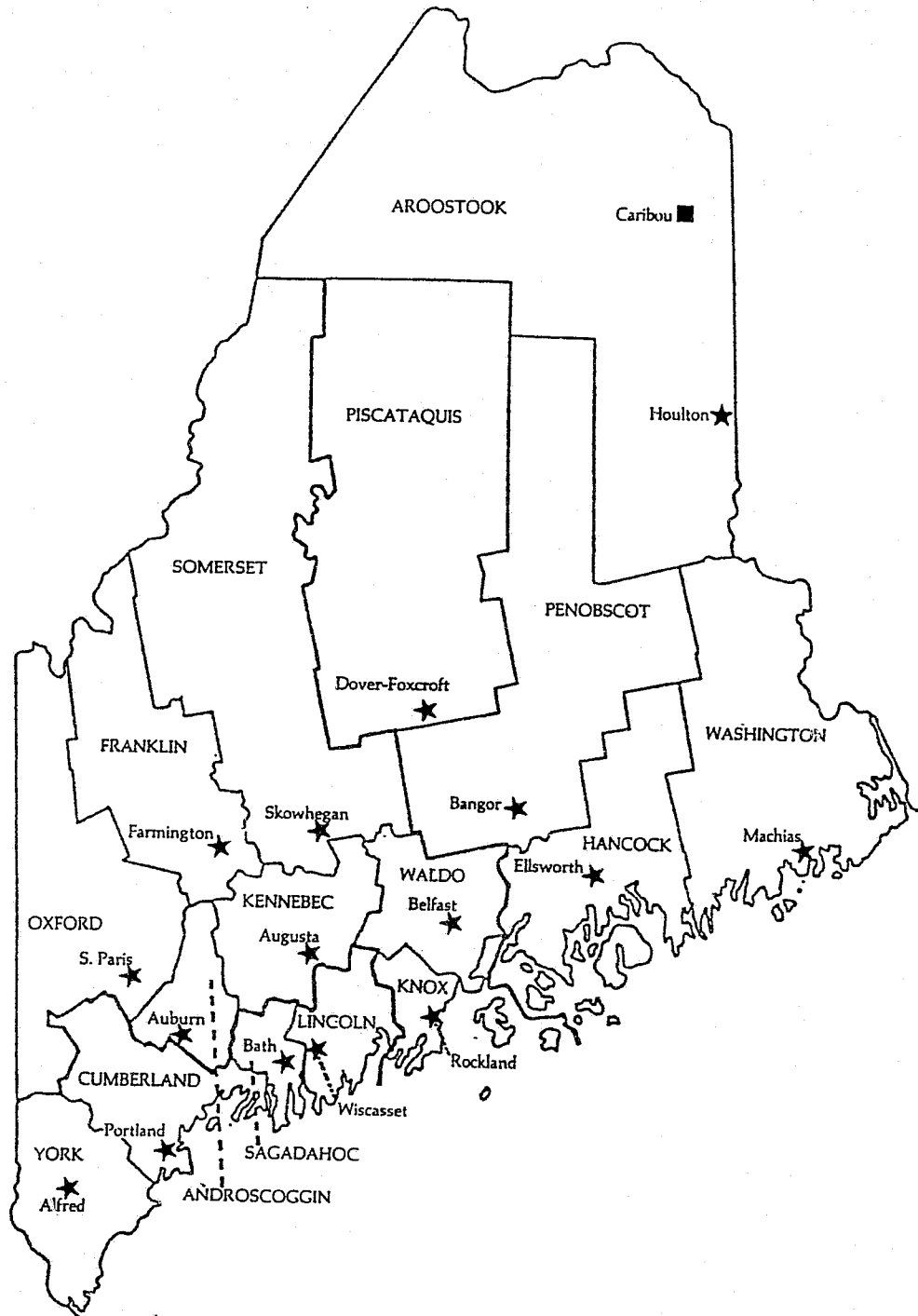
SUPERIOR COURT

CASELOAD STATISTICS



State of Maine
Superior Court
Locations

- ★ principal court location
- auxiliary court location



SUPERIOR COURT
NARRATIVE SUMMARY OF CASELOAD STATISTICS

The data tables contained in this section are organized into four segments, detailing the composition and flow of Superior Court caseload for the past eight years. These data are derived from the Superior Court Statistical Reporting System established in 1977. Statistical sheets for each case are prepared manually by Superior Court clerks; these sheets are subsequently entered for computerized editing and updating on a monthly basis. Numerous reporting programs provide caseload information for management purposes throughout the year and serve as the source of the data presented in this Annual Report. Definitions of types of cases and dispositions for civil and criminal cases appear at the end of their respective sections.

In order to determine trends over a period of time, many tables in this FY'89 report include information for the years 1980 through 1988 and FY'89. As a result of periodic auditing, however, some of these figures may not match those which appeared in previous Annual Report publications, although the variations in most instances are minimal. All figures are presented by calendar year.

It should also be noted that all figures reflecting filings also include refilings. Refilings are cases which were previously disposed, but have returned to the Superior Court for substantial further action. The specific circumstances under which a civil or criminal action is considered a refiling appear at the end of their respective sections. Refilings constitute from one to two percent of the total caseload.

MEDICAL MALPRACTICE CLAIMS: Effective January 1, 1986, 24 M.R.S.A. §2851-2859 went into effect. The legislation established mandatory prelitigation screening and mediation panels for claims of professional negligence brought pursuant to §2903 to be administered by the Superior Court, and delineated guidelines for the formation of the panels and the procedures to be followed for the presentation of claims. Data relating to caseload pursuant to this law are presented at right.

MEDICAL MALPRACTICE CASES: 1987 - 1988

Court	Notice of Claim Filed			Cases Disposed		
	1987	1988	Total	1987	1988	Total
Androscoggin	8	5	13	4	4	8
Aroostook	9	10	19	4	5	9
Cumberland	19	35	54	12	18	30
Franklin	0	0	0	0	0	0
Hancock	4	5	9	0	6	6
Kennebec	13	10	23	3	12	15
Knox	2	3	5	0	2	2
Lincoln	0	0	0	0	0	0
Oxford	5	7	12	0	6	6
Penobscot	19	16	35	6	13	19
Piscataquis	0	2	2	0	0	0
Sagadahoc	1	2	3	1	2	3
Somerset	2	6	8	0	3	3
Waldo	1	3	4	0	4	4
Washington	2	0	2	0	1	1
York	<u>13</u>	<u>15</u>	<u>28</u>	<u>4</u>	<u>7</u>	<u>11</u>
TOTAL	98	119	217	34	83	117

Court	Mediation Hearings Held			Complaints Filed In S.C.		
	1987	1988	Total	1987	1988	Total
Androscoggin	0	1	1	2	3	5
Aroostook	0	3	3	1	3	4
Cumberland	3	4	7	3	16	19
Franklin	0	0	0	0	0	0
Hancock	0	0	0	0	2	2
Kennebec	0	8	8	0	8	8
Knox	0	2	2	1	1	2
Lincoln	0	0	0	0	0	0
Oxford	1	2	3	1	4	5
Penobscot	0	9	9	1	12	13
Piscataquis	0	0	0	0	1	1
Sagadahoc	0	0	0	1	0	1
Somerset	0	0	0	1	2	3
Waldo	0	1	1	0	1	1
Washington	0	0	0	0	0	0
York	<u>0</u>	<u>0</u>	<u>0</u>	<u>2</u>	<u>5</u>	<u>7</u>
TOTAL	4	30	34	13	58	71

Cases in Which Venue is Changed

Venue changes affect caseload in several ways: 1) the court receiving a case via venue change is handling cases not originating within its jurisdiction, thereby inflating that county's litigation rate; 2) the court disposing of a case via venue change disposes of it sooner than if the case had remained with that court for its ultimate disposition; 3) statewide, cases are being counted twice; once by the court in which the case was originally filed, and a second time when the case is filed in the court to which venue has been changed. Venue changes of significant volume are listed below:

CIVIL:

- In 1983, there were 51 civil cases in which venue was changed TO Lincoln FROM Cumberland.
 - In 1986, there were 14 civil cases in which venue was changed TO Lincoln FROM Sagadahoc.
- There were also 24 civil cases in which venue was changed TO Lincoln FROM Cumberland.

CRIMINAL:

- In 1986, there were 222 criminal cases in which venue was changed TO Lincoln FROM Sagadahoc.
- In 1987, there were 171 criminal cases in which venue was changed TO Lincoln FROM Sagadahoc.

Explanation of Selected Tables

Civil Timeframe Tables

The average time required for a case to reach jury trial is presented on Table SC-10. It took an average of 2.2 years for a civil case to reach jury trial during 1988, the lowest timeframe since 1980, and a 12.5% decrease from 1987. It should be noted that the average number of days from filing to pretrial memorandum, a period over which the courts have little control, alone consumed over one year. Table SC-11 summarizes the average number of days required from filing to

disposition for civil cases during the last nine years. In FY'89, the statewide average was 453 days, a 11.4% decrease over 1987. When reviewing this table for individual courts, the detailed figures on Table SC-12 should also be consulted, since smaller courts may have had few cases from which to calculate an average. Table SC-12 traces the total time required for civil cases to move from filing to disposition, and reflects the total number of cases disposed during 1988. Of the 5,569 cases disposed, 1,294 (23%) took in excess of two years to reach disposition.

Civil Caseflow Expedition Project

In late 1984, the Supreme Judicial Court issued an administrative order establishing the civil caseflow expedition project in Aroostook, Cumberland, Kennebec and Oxford Counties on a pilot basis, upon the recommendation of the Advisory Committee on Rules of Civil Procedure. The project involves the use of an expedited pretrial list with fixed discovery deadlines and no pretrial memoranda or conference. A Superior Court justice periodically reviews all incoming cases and determines which cases are not complex and can be placed on the expedited trial list. In January 1986, the project was expanded to every Superior Court location. The operation of this project affected the timeframe figures presented in this report, but specific data are not available.

Counting Criminal Cases

Criminal caseload in the Superior Court may be counted by either docket number or defendant number. When counted by docket number, the actual number of cases assigned a docket number is reflected. Some courts report multiple-defendant cases more frequently than others, due to differing District Attorney practices, resulting in docket numbers which contain more than one defendant. Additionally, a single defendant may be listed on a multiple number of dockets. Hence, the number of individual defendants cannot be determined. In this report, the core analysis of filings, dispositions and pending caseloads are counted by docket number, as are the types of cases, such as appeals, transfers, indictments, etc. However, classes of charges are counted by defendant, as are type

of dispositions and trials. The latter two items are counted by defendant because of the likelihood for the multiple defendants included in a single docket number to be tried and/or disposed in different manners.

Boundovers

Boundovers from the District Court create a difficult situation with regard to the counting of cases for statistical purposes. When a boundover is filed in the Superior Court, it statistically remains a "boundover" type of case even if an indictment results. When a boundover results in an information being filed, however, the District Attorney dismisses the boundover, and a new docket number is assigned for the information. Under such circumstances, the case is actually being counted twice, and the number of District Attorney dismissals is slightly inflated.

Outstanding Warrants of Arrest

Table SC-21 was prepared in order to document the effect of outstanding warrants of arrest upon criminal pending caseload. In general, the assumption has been made that pending caseload serves as an indication of a court's ability or inability to efficiently dispose of cases in relationship to incoming workload. In reality, cases may be pending in the Superior Court that cannot be processed because a warrant issued for the defendant is not or cannot be served. Thus, it may be unfair to hold the courts solely responsible for increases in pending caseload which in fact may be beyond their control. Certainly the effect of outstanding warrants upon pending caseload varies considerably throughout the state. Statewide, 28% of all criminal pending caseload appears to be a result of outstanding warrants.

Criminal Timeframe Tables

Table SC-27 portrays the average time required for indictments and transfers to reach a jury trial in FY'89. Both indictments and transfers took an average of approximately seven months to reach a jury trial. Table SC-28 includes the average time required to reach final

disposition for indictments and transfers. These figures reflect all cases reaching disposition, including those which may have been quickly terminated via dismissal, so the average time is less than for the previous table where all cases culminated in jury trial. When reviewing averages for individual courts, Table SC-29 which refers to the actual number of cases should also be consulted, since smaller courts may have had few cases from which to calculate an average.

SUPERIOR COURT - TOTAL CASELOAD SUMMARY*

TABLE SC-1

COUNTY	FILINGS											DISPOSITIONS										
	1980	1981	1982	1983	1984	1985	1986	1987	1988	FY'89	1980	1981	1982	1983	1984	1985	1986	1987	1988	FY'89		
Androscoggin	1,301	1,189	1,410	1,355	1,364	1,465	1,416	1,420	1,372	1,405	1,125	1,187	1,276	1,354	1,443	1,462	1,476	1,369	1,320	1,377		
Aroostook	1,200	1,240	1,130	1,093	827	905	779	787	754	822	1,197	1,314	1,124	1,151	996	896	822	625	822	788		
Cumberland	3,555	3,840	3,573	3,565	3,307	3,824	3,893	4,048	3,896	4,162	3,326	3,322	3,345	3,805	3,744	3,668	3,816	3,885	3,479	4,053		
Franklin	637	640	605	573	558	650	626	702	674	768	549	609	580	625	506	691	691	659	575	696		
Hancock	504	487	528	495	495	489	464	585	651	597	489	482	419	588	454	509	543	459	593	540		
Kennebec	1,577	1,479	1,706	1,609	1,480	1,659	1,462	1,215	1,332	1,357	1,620	1,691	1,602	1,731	1,603	1,602	1,582	1,119	1,251	1,304		
Knox	621	617	594	654	781	863	751	684	887	923	578	665	576	597	747	803	794	739	722	888		
Lincoln	394	449	445	549	461	518	813	701	595	593	367	388	351	430	493	527	797	686	587	586		
Oxford	635	586	723	574	496	745	670	593	617	568	616	543	597	553	540	704	762	623	556	551		
Penobscot	1,811	1,631	1,607	1,597	1,473	1,676	1,614	1,682	1,804	1,843	1,797	1,538	1,770	1,561	1,632	1,521	1,824	1,702	1,802	1,834		
Piscataquis	221	195	224	211	172	194	181	193	232	230	144	254	219	165	155	233	182	158	226	200		
Sagadahoc	501	443	405	490	475	570	575	482	615	533	415	449	369	358	548	526	699	472	568	594		
Somerset	1,350	1,401	1,151	1,145	1,111	1,168	1,157	1,194	1,225	1,353	1,395	1,338	1,082	1,231	1,053	1,080	1,067	1,286	1,124	1,233		
Waldo	326	387	367	404	398	389	465	364	394	445	362	399	361	374	443	326	482	410	339	404		
Washington	431	474	372	515	476	460	429	530	566	565	468	477	338	504	460	502	370	543	577	583		
York	2,191	2,251	2,058	1,874	1,648	2,163	2,471	2,463	2,548	2,579	2,130	1,956	1,850	1,974	1,951	1,744	2,071	2,541	2,345	2,474		
STATE TOTAL	17,255	17,309	16,898	16,703	15,522	17,738	17,766	17,643	18,162	18,743	16,578	16,612	15,859	17,001	16,768	16,794	17,978	17,276	16,886	18,105		

* All cases counted by docket number

**SUPERIOR COURT
CASELOAD STATISTICS**

CIVIL CASELOAD

SUPERIOR COURT - CIVIL FILINGS SUMMARY*

TABLE SC-2

COURT LOCATION	1980	1981	1982	1983	1984	1985	1986	1987	1988	'80-'88	'87-'88	FY'89
Androscoggin	630	623	596	599	545	544	507	547	520	-17.5	-4.9	537
Aroostook	360	312	361	379	307	322	293	265	264	-26.7	-0.4	289
Cumberland	1577	1606	1530	1418	1335	1361	1384	1379	1570	-0.4	13.9	1663
Franklin	157	169	135	129	107	87	97	110	83	-47.1	-24.5	92
Hancock	225	211	213	201	194	191	201	169	196	-12.9	16.0	185
Kennebec	697	631	626	608	590	625	573	475	496	-28.8	4.4	546
Knox	190	194	164	158	148	152	152	167	192	1.1	15.0	199
Lincoln	136	135	152	170	125	119	181	129	146	7.4	13.2	150
Oxford	211	199	208	171	172	186	189	152	177	-16.1	16.4	193
Penobscot	718	693	645	606	594	608	505	503	497	-30.8	-1.2	517
Piscataquis	50	49	41	49	30	37	25	31	55	10.0	77.4	64
Sagadahoc	135	137	111	139	142	144	130	92	187	38.5	103.3	173
Somerset	271	316	291	248	243	233	219	219	211	-22.1	-3.7	234
Waldo	130	117	96	85	108	99	99	74	116	-10.8	56.8	148
Washington	178	167	122	121	133	114	100	137	159	-10.7	16.1	173
York	780	810	791	754	669	698	694	767	827	6.0	7.8	857
STATE TOTAL	6445	6369	6082	5835	5442	5520	5349	5216	5696	-11.6	9.2	6020

*Includes cases filed and refiled.

1980-1988: Calendar Year (January 1 - December 31)

FY'89: Fiscal Year (July 1, 1988 - June 30, 1989)

SUPERIOR COURT -- CIVIL DISPOSITIONS SUMMARY*

TABLE SC-3

COURT LOCATION	1980	1981	1982	1983	1984	1985	1986	1987	1988	'80-'88	'87-'88	FY'89
Androscoggin	594	607	612	564	590	675	610	578	533	-10.3	-7.8	503
Aroostook	330	363	323	376	392	340	293	243	319	-3.3	31.3	244
Cumberland	1376	1445	1461	1634	1523	1536	1486	1314	1461	6.2	11.2	1545
Franklin	112	154	163	158	106	127	103	108	105	-6.3	-2.8	111
Hancock	233	210	199	231	212	193	219	192	185	-20.6	-3.6	181
Kennebec	778	737	704	677	651	686	711	483	487	-37.4	0.8	513
Knox	194	226	201	176	162	166	167	174	168	-13.4	-3.4	174
Lincoln	120	103	145	167	130	123	183	128	140	16.7	9.4	115
Oxford	225	175	213	180	157	214	203	203	159	-29.3	-21.7	181
Penobscot	741	645	808	619	618	548	594	602	541	-27.0	-10.1	566
Piscataquis	47	56	48	28	41	41	43	27	43	-8.5	59.3	44
Sagadahoc	136	133	125	130	109	139	204	107	162	19.1	51.4	184
Somerset	269	292	295	288	232	257	298	228	198	-26.4	-13.2	214
Waldo	138	141	135	112	83	95	127	108	94	-31.9	-13.0	112
Washington	173	216	127	116	125	161	116	139	173	0.0	24.5	167
York	743	699	707	777	749	672	697	721	801	7.8	11.1	817
STATE TOTAL	6209	6202	6266	6233	5880	5973	6054	5355	5569	-10.3	4.0	5671

*Includes the disposition of cases filed and refiled.

1980-1988: Calendar Year (January 1 - December 31)

FY'89: Fiscal Year (July 1, 1988 - June 30, 1989)

SUPERIOR COURT -- CIVIL PENDING CASELOAD SUMMARY*

TABLE SC-4

COURT LOCATION	1980	1981	1982	1983	1984	1985	1986	1987	1988	'80-'88	'87-'88	FY'89
Androscoggin	976	992	976	1011	966	835	732	701	688	-29.5	-1.9	728
Aroostook	558	507	545	548	463	445	445	467	412	-26.2	-11.8	445
Cumberland	2251	2412	2481	2265	2077	1902	1800	1865	1974	-12.3	5.8	1985
Franklin	210	225	197	168	169	129	123	125	103	-51.0	-17.6	94
Hancock	351	352	366	336	318	316	298	275	286	-18.5	4.0	288
Kennebec	1081	975	897	828	767	706	568	560	569	-47.4	1.6	586
Knox	290	258	221	203	189	175	160	153	177	-39.0	15.7	184
Lincoln	153	185	192	195	190	186	184	185	191	24.8	3.2	209
Oxford	248	272	267	258	273	245	231	180	198	-20.2	10.0	207
Penobscot	1042	1090	927	914	890	950	861	762	718	-31.1	-5.8	660
Piscataquis	64	57	50	71	60	56	38	42	54	-15.6	28.6	69
Sagadahoc	200	204	190	199	232	237	163	148	173	-13.5	16.9	168
Somerset	325	349	345	305	316	292	213	204	217	-33.2	6.4	225
Waldo	207	183	144	117	142	146	118	84	106	-48.8	26.2	120
Washington	265	216	211	216	224	177	161	159	145	-45.3	-8.8	158
York	979	1090	1174	1151	1071	1097	1094	1140	1166	19.1	2.3	1125
STATE TOTAL	9200	9367	9183	8785	8347	7894	7189	7050	7177	-22.0	1.8	7251

*Includes cases filed and refilled.
Cases pending as of December 31st.

1980-1988: Calendar Year (January 1 - December 31)

FY'89: Fiscal Year (July 1, 1988 - June 30, 1989)

SUPERIOR COURT -- CIVIL FILINGS AND DISPOSITIONS BY TYPE OF CASE

TABLE SC-5

STATE TOTAL	FILINGS										DISPOSITIONS									
	1980	1981	1982	1983	1984	1985	1986	1987	1988	FY89	1980	1981	1982	1983	1984	1985	1986	1987	1988	FY89
Damages	1090	875	932	1050	899	789	858	467	466	496	959	924	876	969	911	1013	1029	791	708	609
Personal Injury	985	1055	1101	1204	1192	1286	1209	1332	1310	1454	875	926	1048	1067	1086	1320	1350	1206	1469	1450
Contract	1351	1463	1498	1218	1109	1174	1002	1086	1402	1498	1328	1373	1501	1384	1330	1195	1198	1081	1175	1286
Divorce	481	539	451	406	361	344	372	390	454	437	475	525	486	427	393	339	388	333	412	391
Rule 80B/80C Appeal	-	1	4	8	9	14	57	363	339	351	-	-	-	-	-	-	1	181	331	325
Appeal/Lower Court	213	322	267	302	262	221	234	225	243	233	247	290	286	282	276	253	252	207	236	217
Real Property Action	-	1	8	8	12	21	32	366	483	496	-	-	-	-	-	-	-	154	318	346
Equitable Action	-	3	7	12	20	41	70	342	335	346	-	-	-	-	-	3	1	135	301	323
Other	2325	2110	1814	1627	1578	1630	1515	645	664	709	2325	2164	2069	2104	1884	1850	1835	1267	619	724
TOTAL	6445	6369	6082	5835	5442	5520	5349	5216	5696	6020	6209	6202	6266	6233	5880	5973	6054	5355	5569	5671

PERCENTAGE OF CIVIL FILINGS BY TYPE OF CASE*

	1980	1981	1982	1983	1984	1985	1986	1987	1988	FY89
Damages	16.9	13.7	15.3	18.0	16.5	14.3	16.0	9.0	8.2	8.2
Personal Injury	15.3	16.6	18.1	20.6	21.9	23.3	22.6	25.5	23.0	24.2
Contract	21.0	23.0	24.6	20.9	20.4	21.3	18.7	20.8	24.6	24.9
Divorce	7.5	8.5	7.4	7.0	6.6	6.2	7.0	7.5	8.0	7.3
Rule 80B/80C Appeal	-	-	-	-	-	-	-	7.0	6.0	5.8
Appeal/Lower Court	3.3	5.1	4.4	5.2	4.8	4.0	4.4	4.3	4.3	3.9
Real Property Action	-	-	-	-	-	-	-	7.0	8.5	8.2
Equitable Action	-	-	-	-	-	-	-	6.6	5.9	5.7
Other	36.1	33.1	29.8	27.9	29.0	29.5	28.3	12.4	11.7	11.8
TOTAL	100.0	100.0	100.0	100.0	100.0	100.0	100.0	100.0	100.0	100.0

NOTE:

The decrease in damages and other types of cases is due to the change in the Superior Court statistical system. Beginning in 1987, case types were changed to extract the Rule 80B/80C appeals, real property actions and equitable actions from the "other" category, and some damages cases are now more appropriately being counted in the new categories. Numbers appearing in these new categories previous to 1987 are the result of audits and corrections made during 1987 and 1988. The figures from 1980-1986 should be disregarded when analyzing data for trends.

Includes cases filed and refiled.

Types of cases are defined at the end of this section.

Percentages may not total 100.0 due to rounding.

1980-1988: Calendar Year (January 1 - December 31)

FY89: Fiscal Year (July 1, 1988 - June 30, 1989)

SUPERIOR COURT - CIVIL FILINGS AND DISPOSITIONS BY TYPE OF CASE*

TABLE SC-5
(cont.)

	FILINGS										DISPOSITIONS									
	1980	1981	1982	1983	1984	1985	1986	1987	1988	FY89	1980	1981	1982	1983	1984	1985	1986	1987	1988	FY89
ANDROSCOGGIN	1980	1981	1982	1983	1984	1985	1986	1987	1988	FY89	1980	1981	1982	1983	1984	1985	1986	1987	1988	FY89
Damages	122	80	95	82	84	59	47	15	28	35	144	98	91	88	90	101	89	68	32	28
Personal Injury	156	131	161	165	190	203	164	199	160	181	117	128	162	129	150	206	221	176	232	182
Contract	114	156	119	115	93	95	100	120	100	133	119	141	129	125	104	125	108	118	110	116
Divorce	31	26	25	22	28	17	20	17	16	10	30	31	28	17	34	21	20	14	17	19
Rule 80B/80C Appeal	-	-	-	-	-	-	1	17	21	18	-	-	-	-	-	-	-	7	20	16
Appeal/Lower Court	12	15	8	20	21	24	11	21	14	15	11	16	13	16	19	21	21	18	13	16
Real Property Action	-	-	-	-	-	1	3	59	92	65	-	-	-	-	-	-	-	18	37	42
Equitable Action	-	-	-	-	1	1	2	28	40	33	-	-	-	-	-	-	-	8	18	32
Other	195	215	188	195	128	144	159	71	49	47	173	193	189	189	193	201	151	151	54	52
TOTAL	630	623	596	599	545	544	507	547	520	537	594	607	612	564	590	675	610	578	533	503
AROOSTOOK	1980	1981	1982	1983	1984	1985	1986	1987	1988	FY89	1980	1981	1982	1983	1984	1985	1986	1987	1988	FY89
Damages	80	93	113	114	94	87	77	44	33	39	67	79	91	110	103	111	98	55	62	39
Personal Injury	102	81	84	93	90	99	87	85	106	124	64	85	77	94	98	90	75	77	100	102
Contract	31	46	104	109	62	63	53	47	37	47	42	52	64	80	107	81	47	44	62	34
Divorce	7	12	10	11	14	21	12	10	8	7	14	14	10	8	13	14	13	14	10	5
Rule 80B/80C Appeal	-	1	2	-	2	-	2	9	9	13	-	-	-	-	-	-	-	9	3	10
Appeal/Lower Court	5	3	10	10	12	16	21	14	17	8	12	7	8	15	10	11	20	10	20	7
Real Property Action	-	-	2	-	1	3	3	12	21	18	-	-	-	-	-	-	-	3	21	19
Equitable Action	-	-	-	2	1	2	1	16	8	12	-	-	-	-	-	-	-	3	15	6
Other	135	76	36	40	31	31	37	28	25	21	131	126	73	69	61	33	40	28	26	22
TOTAL	360	312	361	379	307	322	293	265	264	289	330	363	323	376	392	340	293	243	319	244

*See footnotes on first page of this table.

1980-1988: Calendar Year (January 1 - December 31)

FY89: Fiscal Year (July 1, 1988 - June 30, 1989)

SUPERIOR COURT - CIVIL FILINGS AND DISPOSITIONS BY TYPE OF CASE*

TABLE SC-5
(con't.)

	FILINGS										DISPOSITIONS									
	1980	1981	1982	1983	1984	1985	1986	1987	1988	FY89	1980	1981	1982	1983	1984	1985	1986	1987	1988	FY89
CUMBERLAND																				
Damages	400	234	267	315	344	282	356	136	104	133	252	258	244	298	284	343	393	326	220	186
Personal Injury	147	219	221	219	196	266	244	304	310	328	164	176	199	216	204	281	267	204	335	325
Contract	383	377	375	254	222	280	226	360	558	588	326	357	341	333	325	294	279	260	374	463
Divorce	177	175	151	169	129	123	164	192	215	203	121	151	145	174	167	147	137	150	186	199
Rule 80B/80C Appeal	-	-	-	1	2	5	14	81	76	77	-	-	-	-	-	-	-	42	67	70
Appeal/Lower Court	32	75	65	82	63	41	41	47	39	36	43	71	52	71	76	54	54	27	44	36
Real Property Action	-	-	-	2	1	3	6	74	85	100	-	-	-	-	-	-	-	35	57	64
Equitable Action	-	2	2	1	2	10	16	64	75	75	-	-	-	-	-	-	-	22	68	68
Other	438	524	449	375	376	351	317	121	108	123	470	432	480	542	467	417	356	248	110	134
TOTAL	1577	1606	1530	1418	1335	1361	1384	1379	1570	1663	1376	1445	1461	1634	1523	1536	1486	1314	1461	1545
FRANKLIN																				
Damages	15	15	4	14	11	6	4	6	2	4	13	22	10	17	9	11	9	8	5	6
Personal Injury	20	19	22	22	20	18	19	30	26	26	11	14	21	20	22	21	23	23	35	23
Contract	45	51	28	20	31	18	36	22	17	17	25	51	46	29	31	27	31	30	22	28
Divorce	26	44	29	18	16	10	14	13	4	6	26	30	46	18	10	22	7	15	9	8
Rule 80B/80C Appeal	-	-	-	-	-	-	-	3	1	2	-	-	-	-	-	-	-	-	3	2
Appeal/Lower Court	14	3	7	16	9	1	6	6	7	11	4	12	6	15	5	9	6	4	6	8
Real Property Action	-	-	-	-	-	1	-	6	7	6	-	-	-	-	-	-	-	3	5	6
Equitable Action	-	-	-	-	2	-	-	10	6	5	-	-	-	-	-	-	-	2	7	11
Other	37	37	45	39	18	33	18	14	13	15	33	25	34	59	29	37	27	23	13	19
TOTAL	157	169	135	129	107	87	97	110	83	92	112	154	163	158	106	127	103	108	105	111

*See footnotes on first page of this table.

1980-1988: Calendar Year (January 1 - December 31)

FY'89: Fiscal Year (July 1, 1988 - June 30, 1989)

SUPERIOR COURT - CIVIL FILINGS AND DISPOSITIONS BY TYPE OF CASE*

TABLE SC-5
(con't.)

	FILINGS										DISPOSITIONS										
	1980	1981	1982	1983	1984	1985	1986	1987	1988	FY89	1980	1981	1982	1983	1984	1985	1986	1987	1988	FY89	
HANCOCK																					
Damages	37	47	16	37	22	15	17	17	23	23	23	32	31	27	28	26	27	16	28	19	
Personal Injury	31	29	38	34	43	55	57	39	38	41	32	22	25	38	35	53	44	57	43	44	
Contract	48	42	71	49	46	35	29	26	26	25	54	54	49	57	61	30	49	33	35	33	
Divorce	13	26	18	17	14	10	11	10	13	11	19	20	25	14	18	10	14	8	12	11	
Rule 80B/80C Appeal	-	-	1	-	-	-	2	11	5	3	-	-	-	-	-	-	-	5	8	9	
Appeal/Lower Court	9	14	3	6	3	10	16	8	12	12	11	9	5	8	4	8	12	10	7	9	
Real Property Action	-	-	-	-	-	-	-	16	19	14	-	-	-	-	-	-	-	7	8	12	
Equitable Action	-	-	1	1	1	3	9	17	22	27	-	-	-	-	-	1	-	9	13	18	
Other	87	53	65	57	65	63	60	25	38	29	94	73	64	87	66	65	73	47	31	26	
TOTAL	225	211	213	201	194	191	201	169	196	185	233	210	199	231	212	193	219	192	185	181	
KENNEBEC																					
Damages	52	46	51	64	48	85	81	52	68	68	108	74	58	59	43	79	84	53	80	78	
Personal Injury	79	73	57	95	80	89	93	139	107	130	94	93	86	86	88	81	110	85	133	143	
Contract	128	123	119	66	69	73	64	48	60	67	159	152	126	121	95	90	67	60	49	60	
Divorce	21	24	23	22	14	15	12	13	12	15	25	23	19	30	17	12	16	9	19	13	
Rule 80B/80C Appeal	-	-	-	1	-	-	13	60	56	68	-	-	-	-	-	-	1	35	62	48	
Appeal/Lower Court	11	25	36	26	27	20	19	11	19	18	26	18	40	21	33	22	24	17	14	16	
Real Property Action	-	1	-	-	-	1	1	25	31	36	-	-	-	-	-	-	-	18	17	20	
Equitable Action	-	-	-	2	1	4	6	44	71	69	-	-	-	-	-	2	1	23	45	54	
Other	406	339	340	332	351	338	284	83	72	75	366	377	375	360	375	400	408	183	68	81	
TOTAL	697	631	626	608	590	625	573	475	496	546	778	737	704	677	651	686	711	483	487	513	

*See footnotes on first page of this table.

1980-1988: Calendar Year (January 1 - December 31)
 FY89: Fiscal Year (July 1, 1988 - June 30, 1989)

SUPERIOR COURT - CIVIL FILINGS AND DISPOSITIONS BY TYPE OF CASE*

TABLE SC-5
(con't.)

	FILINGS										DISPOSITIONS									
	1980	1981	1982	1983	1984	1985	1986	1987	1988	FY89	1980	1981	1982	1983	1984	1985	1986	1987	1988	FY89
KNOX																				
Damages	40	45	30	38	26	24	24	17	18	16	33	38	37	37	33	42	24	23	23	19
Personal Injury	30	22	31	26	27	31	28	38	32	40	30	39	30	22	24	30	33	33	29	35
Contract	55	44	35	23	33	28	21	25	38	30	53	57	52	35	42	28	30	26	29	28
Divorce	6	8	6	13	8	8	9	3	6	5	10	6	10	9	9	8	11	6	7	7
Rule 80B/80C Appeal	-	-	-	-	-	1	2	28	28	22	-	-	-	-	-	-	-	16	24	19
Appeal/Lower Court	8	16	10	18	12	9	14	6	6	18	16	15	12	11	15	11	11	10	4	7
Real Property Action	-	-	1	-	-	-	2	5	12	13	-	-	-	-	-	-	-	2	8	11
Equitable Action	-	-	-	-	-	1	7	10	12	11	-	-	-	-	-	-	-	7	13	10
Other	51	59	51	40	42	50	45	35	40	44	52	71	60	62	39	47	58	51	31	38
TOTAL	190	194	164	158	148	152	152	167	192	199	194	226	201	176	162	166	167	174	168	174
LINCOLN																				
Damages	34	27	24	42	14	13	36	22	13	15	18	24	22	37	33	13	31	19	22	13
Personal Injury	19	19	24	26	31	30	30	23	23	24	19	14	16	23	17	36	48	19	24	15
Contract	21	24	25	44	40	26	28	24	48	39	20	17	21	35	39	24	40	26	29	27
Divorce	7	4	4	3	7	7	9	8	10	6	8	6	6	4	3	5	6	7	11	5
Rule 80B/80C Appeal	-	-	-	-	-	-	1	14	10	12	-	-	-	-	-	-	-	4	10	13
Appeal/Lower Court	5	13	14	8	3	4	4	8	7	4	8	5	13	13	2	6	6	5	9	9
Real Property Action	-	-	1	-	-	-	2	8	19	30	-	-	-	-	-	-	-	3	13	18
Equitable Action	-	-	-	-	1	1	1	14	10	15	-	-	-	-	-	-	-	3	7	11
Other	50	48	60	47	29	38	70	8	6	5	47	37	67	55	36	39	52	42	15	4
TOTAL	136	135	152	170	125	119	181	129	146	150	120	103	145	167	130	123	183	128	140	115

*See footnotes on first page of this table.

1980-1988: Calendar Year (January 1 - December 31)
FY89: Fiscal Year (July 1, 1988 - June 30, 1989)

SUPERIOR COURT - CIVIL FILINGS AND DISPOSITIONS BY TYPE OF CASE*

**TABLE SC-5
(con't.)**

	FILINGS										DISPOSITIONS									
	1980	1981	1982	1983	1984	1985	1986	1987	1988	FY89	1980	1981	1982	1983	1984	1985	1986	1987	1988	FY89
OXFORD																				
Damages	21	14	32	57	39	27	16	12	19	15	34	19	25	22	37	43	30	27	17	20
Personal Injury	29	36	49	24	37	44	45	43	64	69	26	23	32	38	34	43	35	53	56	67
Contract	56	46	52	33	50	52	53	29	32	37	59	42	57	47	33	58	60	55	30	32
Divorce	21	19	13	17	9	19	12	11	7	7	20	21	16	14	12	10	18	11	7	5
Rule 80B/80C Appeal	-	-	-	-	-	1	1	3	11	9	-	-	-	-	-	-	-	3	4	10
Appeal/Lower Court	22	23	11	6	13	5	11	7	11	10	14	16	26	9	8	16	7	10	10	8
Real Property Action	-	-	-	-	-	-	-	11	12	16	-	-	-	-	-	-	-	2	13	11
Equitable Action	-	-	-	1	-	-	1	11	4	7	-	-	-	-	-	-	-	3	6	5
Other	62	61	51	33	24	38	50	25	17	23	72	54	57	50	33	44	53	39	16	23
TOTAL	211	199	208	171	172	186	189	152	177	193	225	175	213	180	157	214	203	203	159	181
PENOBSCOT	1980	1981	1982	1983	1984	1985	1986	1987	1988	FY89	1980	1981	1982	1983	1984	1985	1986	1987	1988	FY89
Damages	100	71	86	72	81	56	53	40	34	25	70	86	85	66	68	74	73	45	62	54
Personal Injury	138	168	143	169	145	165	161	144	147	154	144	129	169	155	130	158	171	163	158	183
Contract	214	165	146	178	145	178	88	105	113	140	217	172	224	161	171	112	146	134	132	130
Divorce	24	25	42	28	34	23	12	14	18	17	43	34	36	27	30	21	23	21	19	10
Rule 80B/80C Appeal	-	-	-	1	-	3	8	19	21	19	-	-	-	-	-	-	-	11	22	23
Appeal/Lower Court	29	37	36	41	25	20	34	30	36	36	28	29	37	37	37	23	22	43	25	34
Real Property Action	-	-	2	-	3	3	3	21	24	23	-	-	-	-	-	-	-	10	23	20
Equitable Action	-	-	2	1	2	4	4	29	16	17	-	-	-	-	-	-	-	15	26	23
Other	213	227	188	116	159	156	142	101	88	86	239	195	257	173	182	160	159	160	74	89
TOTAL	718	693	645	606	594	608	505	503	497	517	741	645	808	619	618	548	594	602	541	566

*See footnotes on first page of this table.

1980-1988: Calendar Year (January 1 - December 31)

FY89: Fiscal Year (July 1, 1988 - June 30, 1989)

SUPERIOR COURT - CIVIL FILINGS AND DISPOSITIONS BY TYPE OF CASE*

TABLE SC-5
(con't.)

PISCATAQUIS	FILINGS										DISPOSITIONS									
	1980	1981	1982	1983	1984	1985	1986	1987	1988	FY89	1980	1981	1982	1983	1984	1985	1986	1987	1988	FY89
Damages	2	2	11	4	5	2	-	-	5	4	6	5	4	1	8	7	4	-	2	3
Personal Injury	13	6	5	16	9	7	6	11	9	13	4	8	9	3	7	12	13	7	12	11
Contract	11	7	7	10	8	13	13	7	20	28	9	11	9	5	11	9	11	13	12	12
Divorce	3	5	3	3	1	1	-	3	2	1	1	5	4	-	3	1	3	1	3	1
Rule 80B/80C Appeal	-	-	-	-	-	-	-	2	2	-	-	-	-	-	-	-	-	-	2	2
Appeal/Lower Court	3	10	4	6	2	5	2	-	4	2	6	8	5	7	2	2	5	1	2	2
Real Property Action	-	-	-	-	-	-	-	8	8	10	-	-	-	-	-	-	-	3	6	7
Equitable Action	-	-	-	-	-	-	1	-	1	-	-	-	-	-	-	-	-	-	1	-
Other	18	19	11	10	5	9	3	-	4	6	21	19	17	12	10	10	7	2	3	6
TOTAL	50	49	41	49	30	37	25	31	55	64	47	55	48	28	41	41	43	27	43	44
SAGADAHOC	1980	1981	1982	1983	1984	1985	1986	1987	1988	FY89	1980	1981	1982	1983	1984	1985	1986	1987	1988	FY89
Damages	14	16	7	11	10	12	12	8	33	21	19	13	9	14	11	12	16	14	27	30
Personal Injury	34	32	24	43	35	32	24	28	48	48	28	35	23	33	28	40	42	20	43	51
Contract	41	23	21	15	29	19	25	19	45	31	42	30	33	23	22	20	32	23	38	43
Divorce	6	11	8	4	8	6	14	5	3	11	8	11	5	9	6	3	10	9	5	6
Rule 80B/80C Appeal	-	-	-	-	-	1	3	5	10	8	-	-	-	-	-	-	-	5	6	5
Appeal/Lower Court	7	11	11	6	4	9	3	3	7	5	8	10	13	3	5	6	9	1	5	4
Real Property Action	-	-	-	1	-	-	-	10	21	24	-	-	-	-	-	-	-	3	8	12
Equitable Action	-	-	-	-	-	-	2	9	4	4	-	-	-	-	-	-	-	4	3	3
Other	33	44	40	59	56	65	47	5	16	21	31	34	42	49	37	58	95	28	27	30
TOTAL	135	137	111	139	142	144	130	92	187	173	136	133	125	130	109	139	204	107	162	184

*See footnotes on first page of this table.

1980-1988: Calendar Year (January 1 - December 31)

FY89: Fiscal Year (July 1, 1988 - June 30, 1989)

SUPERIOR COURT - CIVIL FILINGS AND DISPOSITIONS BY TYPE OF CASE*

TABLE SC-5
(cont.)

	FILINGS										DISPOSITIONS									
	1980	1981	1982	1983	1984	1985	1986	1987	1988	FY89	1980	1981	1982	1983	1984	1985	1986	1987	1988	FY89
SOMERSET																				
Damages	44	36	46	20	23	21	15	30	22	17	56	47	43	38	26	34	29	18	27	26
Personal Injury	43	50	55	58	61	34	47	31	35	40	32	38	49	47	64	57	49	45	36	42
Contract	71	113	80	100	68	81	62	24	35	54	57	73	94	99	74	83	98	53	25	28
Divorce	78	93	83	41	46	55	51	36	28	25	82	100	81	67	35	37	75	32	31	26
Rule 80B/80C Appeal	-	-	-	-	-	-	-	9	2	2	-	-	-	-	-	-	-	4	6	2
Appeal/Lower Court	-	-	-	9	8	8	11	10	10	12	5	1	-	6	6	11	8	14	8	9
Real Property Action	-	-	-	-	-	1	1	33	29	21	-	-	-	-	-	-	-	18	22	20
Equitable Action	-	-	-	-	-	-	-	10	10	10	-	-	-	-	-	-	-	3	9	8
Other	35	24	27	20	37	33	32	36	40	53	37	33	28	31	27	35	39	41	34	53
TOTAL	271	316	291	248	243	233	219	219	211	234	269	292	295	288	232	257	298	228	198	214
WALDO																				
Damages	17	22	24	11	7	17	15	5	12	13	13	26	18	21	18	8	25	11	6	8
Personal Injury	16	18	22	21	29	28	18	16	23	27	22	19	21	19	16	22	26	33	22	19
Contract	39	24	28	25	35	18	13	11	11	11	40	29	44	21	25	32	23	19	9	8
Divorce	10	9	-	5	3	5	1	3	2	4	7	10	5	5	2	4	3	3	2	1
Rule 80B/80C Appeal	-	-	-	-	-	-	1	2	9	12	-	-	-	-	-	-	-	2	2	8
Appeal/Lower Court	4	2	4	2	4	-	6	5	11	10	3	4	3	3	5	-	5	3	9	11
Real Property Action	-	-	-	1	1	1	6	15	12	14	-	-	-	-	-	-	-	9	16	14
Equitable Action	-	-	-	-	-	1	3	4	3	8	-	-	-	-	-	-	-	3	4	3
Other	44	42	18	20	29	29	36	13	31	49	53	53	44	43	17	29	45	25	24	40
TOTAL	130	117	96	85	108	99	99	74	114	148	138	141	135	112	83	95	127	108	94	112

*See footnotes on first page of this table.

1980-1988: Calendar Year (January 1 - December 31)
FY89: Fiscal Year (July 1, 1988 - June 30, 1989)

SUPERIOR COURT - CIVIL FILINGS AND DISPOSITIONS BY TYPE OF CASE*

**TABLE SC-5
(con't.)**

WASHINGTON	FILINGS										DISPOSITIONS									
	1980	1981	1982	1983	1984	1985	1986	1987	1988	FY89	1980	1981	1982	1983	1984	1985	1986	1987	1988	FY89
Damages	13	18	6	17	10	13	8	8	5	7	13	18	14	15	9	22	7	12	12	10
Personal Injury	24	22	22	32	39	36	29	30	17	26	25	31	12	23	25	35	33	40	34	29
Contract	45	30	35	18	25	27	18	18	30	28	48	49	30	28	24	34	24	21	28	23
Divorce	9	10	5	7	6	2	3	8	40	46	14	17	10	4	7	3	4	5	25	35
Rule 80B/80C Appeal	-	-	1	-	-	1	1	10	4	4	-	-	-	-	-	-	-	5	9	5
Appeal/Lower Court	6	14	5	8	11	8	8	18	8	8	7	17	7	4	11	8	7	15	16	10
Real Property Action	-	-	1	1	-	-	-	11	9	7	-	-	-	-	-	-	-	3	8	8
Equitable Action	-	1	1	1	-	-	1	7	5	4	-	-	-	-	-	-	-	5	6	4
Other	81	72	46	37	42	25	32	27	41	43	66	84	54	42	49	59	41	33	35	43
TOTAL	178	167	122	121	133	114	100	137	159	173	173	216	127	116	125	161	116	139	173	167
YOZK	1980	1981	1982	1983	1984	1985	1986	1987	1988	FY89	1980	1981	1982	1983	1984	1985	1986	1987	1988	FY89
Damages	99	109	120	152	81	70	97	55	47	61	90	85	94	119	111	87	90	96	83	70
Personal Injury	104	130	143	161	160	149	157	172	165	183	63	72	117	121	144	155	160	171	177	179
Contract	49	192	253	159	153	168	173	201	232	223	58	86	182	185	166	148	153	166	191	221
Divorce	42	48	31	26	24	22	28	44	70	63	47	46	40	28	27	21	28	28	49	40
Rule 80B/80C Appeal	-	-	-	5	5	2	8	90	74	82	-	-	-	-	-	-	-	33	83	83
Appeal/Lower Court	46	61	43	38	45	41	27	31	35	28	45	52	46	43	38	45	35	19	44	31
Real Property Action	-	-	1	3	6	5	5	52	82	99	-	-	-	-	-	-	-	17	56	62
Equitable Action	-	-	1	3	9	14	16	69	46	49	-	-	-	-	-	-	-	25	60	67
Other	440	270	199	207	186	227	183	53	76	69	440	358	228	281	263	216	231	166	58	64
TOTAL	780	810	791	754	669	698	694	767	827	857	743	699	707	777	749	672	697	721	801	817

*See footnotes on first page of this table.

1980-1988: Calendar Year (January 1 - December 31)

FY'89: Fiscal Year (July 1, 1988 - June 30, 1989)

SUPERIOR COURT - CIVIL DISPOSITIONS BY TYPE OF DISPOSITION*

TABLE SC-6

TYPE OF DISPOSITION	1983	1983	1984	1984	1985	1985	1986	1986	1987	1987	1988	1988	FY '89	FY '89
	NO.	%OF	NO.	%OF	NO.	%OF	NO.	%OF	NO.	%OF	NO.	%OF	NO.	%OF
	DISP.	TOTAL	DISP.	TOTAL	DISP.	TOTAL	DISP.	TOTAL	DISP.	TOTAL	DISP.	TOTAL	DISP.	TOTAL
STATE TOTAL														
Default Judgment	203	3.3	146	2.5	155	2.6	145	2.4	131	2.4	110	2.0	129	2.3
Rule 41 (A)	2827	45.4	2818	47.9	2980	49.9	3145	51.9	2544	47.5	2702	48.5	2724	48.0
Rule 41 (B)	785	12.6	705	12.0	446	7.5	195	3.2	186	3.5	167	3.0	141	2.5
Dismissal	208	3.3	245	4.2	421	7.0	471	7.8	538	10.0	541	9.7	569	10.0
Summary Judgment	349	5.6	293	5.0	252	4.2	220	3.6	190	3.5	172	3.1	163	2.9
Final Order	382	6.1	377	6.4	361	6.0	399	6.6	476	8.9	456	8.2	568	10.0
Divorce Decree	303	4.9	274	4.7	260	4.4	295	4.9	257	4.8	328	5.9	312	5.5
Appeal Sustained	51	0.8	42	0.7	30	0.5	42	0.7	74	1.4	60	1.1	66	1.2
Appeal Denied	209	3.4	200	3.4	167	2.8	130	2.1	196	3.7	161	2.9	163	2.9
Court Judgment	120	1.9	126	2.1	120	2.0	124	2.0	132	2.5	122	2.2	123	2.2
Jury Verdict	163	2.6	160	2.7	187	3.1	184	3.0	201	3.8	221	4.0	201	3.5
Directed Verdict	12	0.2	9	0.2	5	0.1	6	0.1	14	0.3	10	0.2	6	0.1
Multiple Judgments	44	0.7	19	0.3	27	0.5	27	0.4	18	0.3	21	0.4	11	0.2
Change of Venue	0	0.0	0	0.0	0	0.0	1	0.0	33	0.6	102	1.8	77	1.4
Other	577	9.3	466	7.9	562	9.4	670	11.1	365	6.8	396	7.1	418	7.4
TOTAL	6233	100.0	5880	100.0	5973	100.0	6054	100.0	5355	100.0	5569	100.0	5671	100.0

*-Does not include URESA cases.

-Includes the disposition of cases filed and refiled.

-Percentages may not total 100.0 due to rounding.

-Types of dispositions are defined at the end of this section.

-1983-1988: Calendar Year (January 1 - December 31)

-FY '89: Fiscal Year (July 1, 1988 - June 30, 1989)

SUPERIOR COURT - CIVIL DISPOSITIONS BY TYPE OF DISPOSITION*

TABLE SC-6

(con't.)

TYPE OF DISPOSITION	1983		1984		1985		1986		1987		1988		FY '89	
	NO. DISP.	%OF TOTAL	NO. DISP.	%OF TOTAL	NO. DISP.	%OF TOTAL	NO. DISP.	%OF TOTAL	NO. DISP.	%OF TOTAL	NO. DISP.	%OF TOTAL	NO. DISP.	%OF TOTAL
ANDROSCOGGIN														
Default Judgment	35	6.2	29	4.9	19	2.8	18	3.0	12	2.1	11	2.1	5	1.0
Rule 41 (A)	292	51.8	319	54.1	327	48.4	378	62.0	312	54.0	287	53.8	284	56.5
Rule 41 (B)	75	13.3	57	9.7	70	10.4	18	3.0	16	2.8	0	0.0	0	0.0
Dismissal	11	2.0	18	3.1	67	9.9	41	6.7	53	9.2	68	12.8	57	11.3
Summary Judgment	33	5.9	52	8.8	29	4.3	24	3.9	24	4.2	17	3.2	19	3.8
Final Order	1	0.2	0	0.0	0	0.0	0	0.0	69	11.9	40	7.5	55	10.9
Divorce Decree	9	1.6	25	4.2	13	1.9	11	1.8	11	1.9	14	2.6	15	3.0
Appeal Sustained	2	0.4	2	0.3	0	0.0	3	0.5	5	0.9	1	0.2	3	0.6
Appeal Denied	8	1.4	10	1.7	11	1.6	4	0.7	14	2.4	10	1.9	8	1.6
Court Judgment	8	1.4	9	1.5	18	2.7	6	1.0	6	1.0	11	2.1	12	2.4
Jury Verdict	15	2.7	10	1.7	25	3.7	16	2.6	27	4.7	27	5.1	20	4.0
Directed Verdict	0	0.0	1	0.2	0	0.0	0	0.0	1	0.2	0	0.0	0	0.0
Multiple Judgment	2	0.4	1	0.2	4	0.6	3	0.5	2	0.3	1	0.2	0	0.0
Change of Venue	0	0.0	0	0.0	0	0.0	0	0.0	0	0.0	5	0.9	2	0.4
Other	73	12.9	57	9.7	92	13.6	88	14.4	26	4.5	41	7.7	23	4.6
TOTAL	564	100.0	590	100.0	675	100.0	610	100.0	578	100.0	533	100.0	503	100.1

AROOSTOOK

Default Judgment	6	1.6	6	1.5	9	2.6	11	3.8	5	2.1	6	1.9	5	2.0
Rule 41 (A)	187	49.7	205	52.3	213	62.6	139	47.4	141	58.0	164	51.4	153	62.7
Rule 41 (B)	45	12.0	63	16.1	1	0.3	19	6.5	0	0.0	34	10.7	1	0.4
Dismissal	4	1.1	0	0.0	0	0.0	1	0.3	10	4.1	23	7.2	11	4.5
Summary Judgment	21	5.6	17	4.3	10	2.9	8	2.7	9	3.7	5	1.6	3	1.2
Final Order	53	14.1	44	11.2	58	17.1	60	20.5	33	13.6	37	11.6	38	15.6
Divorce Decree	7	1.9	8	2.0	9	2.6	10	3.4	11	4.5	3	0.9	3	1.2
Appeal Sustained	0	0.0	0	0.0	2	0.6	1	0.3	2	0.8	1	0.3	1	0.4
Appeal Denied	3	0.8	4	1.0	5	1.5	3	1.0	6	2.5	1	0.3	2	0.8
Court Judgment	11	2.9	15	3.8	13	3.8	8	2.7	11	4.5	12	3.8	10	4.1
Jury Verdict	19	5.1	16	4.1	14	4.1	8	2.7	8	3.3	11	3.4	7	2.9
Directed Verdict	2	0.5	0	0.0	0	0.0	0	0.0	3	1.2	3	0.9	1	0.4
Multiple Judgment	3	0.8	3	0.8	0	0.0	2	0.7	0	0.0	3	0.9	2	0.8
Change of Venue	0	0.0	0	0.0	0	0.0	0	0.0	1	0.4	0	0.0	1	0.4
Other	15	4.0	11	2.8	6	1.8	23	7.8	3	1.2	16	5.0	6	2.5
TOTAL	376	100.0	392	100.0	340	100.0	293	100.0	243	100.0	319	100.0	244	99.9

*-Does not include URESA cases.

-Includes the disposition of cases filed and refiled.

-Percentages may not total 100.0 due to rounding.

-Types of dispositions are defined at the end of this section.

-1983-1988: Calendar Year (January 1 - December 31)

-FY '89: Fiscal Year (July 1, 1988 - June 30, 1989)

SUPERIOR COURT -- CIVIL DISPOSITIONS BY TYPE OF DISPOSITION*

TABLE SC-6

(con't.)

TYPE OF DISPOSITION	1983		1984		1985		1986		1987		1988		FY '89	
	NO. DISP.	%OF TOTAL	NO. DISP.	%OF TOTAL	NO. DISP.	%OF TOTAL	NO. DISP.	%OF TOTAL	NO. DISP.	%OF TOTAL	NO. DISP.	%OF TOTAL	NO. DISP.	%OF TOTAL
CUMBERLAND														
Default Judgment	53	3.2	34	2.2	39	2.5	44	3.0	33	2.5	35	2.4	47	3.0
Rule 41 (A)	682	41.7	707	46.4	846	55.1	792	53.3	642	48.9	717	49.1	778	50.4
Rule 41 (B)	214	13.1	203	13.3	75	4.9	13	0.9	62	4.7	67	4.6	81	5.2
Dismissal	85	5.2	65	4.3	137	8.9	148	10.0	130	9.9	89	6.1	98	6.3
Summary Judgment	72	4.4	53	3.5	44	2.9	40	2.7	27	2.1	29	2.0	34	2.2
Final Order	85	5.2	101	6.6	67	4.4	56	3.8	47	3.6	111	7.6	148	9.6
Divorce Decree	123	7.5	120	7.9	122	7.9	116	7.8	118	9.0	165	11.3	173	11.2
Appeal Sustained	29	1.8	21	1.4	11	0.7	11	0.7	20	1.5	15	1.0	12	0.8
Appeal Denied	71	4.3	73	4.8	45	2.9	30	2.0	38	2.9	29	2.0	23	1.5
Court Judgment	9	0.6	5	0.3	24	1.6	22	1.5	32	2.4	13	0.9	12	0.8
Jury Verdict	40	2.4	36	2.4	32	2.1	48	3.2	50	3.8	47	3.2	39	2.5
Directed Verdict	0	0.0	1	0.1	1	0.1	0	0.0	0	0.0	1	0.1	0	0.0
Multiple Judgments	5	0.3	7	0.5	4	0.3	5	0.3	3	0.2	7	0.5	4	0.3
Change of Venue	0	0.0	0	0.0	0	0.0	0	0.0	6	0.5	82	5.6	50	3.2
Other	166	10.2	97	6.4	89	5.8	161	10.8	106	8.1	54	3.7	46	3.0
TOTAL	1634	100.0	1523	100.0	1536	100.0	1486	100.0	1314	100.0	1461	100.0	1545	100
FRANKLIN														
Default Judgment	4	2.5	2	1.9	3	2.4	2	1.9	2	1.9	1	1.0	1	0.9
Rule 41 (A)	63	39.9	56	52.8	46	36.2	53	51.5	39	36.1	48	45.7	43	38.7
Rule 41 (B)	17	10.8	5	4.7	20	15.7	0	0.0	3	2.8	0	0.0	12	10.8
Dismissal	6	3.8	2	1.9	5	3.9	1	1.0	11	10.2	14	13.3	11	9.9
Summary Judgment	16	10.1	7	6.6	6	4.7	8	7.8	8	7.4	8	7.6	5	4.5
Final Order	0	0.0	1	0.9	2	1.6	3	2.9	9	8.3	8	7.6	7	6.3
Divorce Decree	10	6.3	8	7.5	12	9.4	6	5.8	14	13.0	8	7.6	7	6.3
Appeal Sustained	5	3.2	2	1.9	2	1.6	3	2.9	0	0.0	2	1.9	2	1.8
Appeal Denied	10	6.3	4	3.8	4	3.1	5	4.9	1	0.9	0	0.0	5	4.5
Court Judgment	3	1.9	3	2.8	6	4.7	3	2.9	2	1.9	5	4.8	2	1.8
Jury Verdict	4	2.5	3	2.8	8	6.3	4	3.9	7	6.5	3	2.9	3	2.7
Directed Verdict	0	0.0	0	0.0	0	0.0	0	0.0	0	0.0	0	0.0	0	0.0
Multiple Judgments	4	2.5	0	0.0	0	0.0	4	3.9	0	0.0	0	0.0	0	0.0
Change of Venue	0	0.0	0	0.0	0	0.0	0	0.0	1	0.9	1	1.0	2	1.8
Other	16	10.1	13	12.3	13	10.2	11	10.7	11	10.2	7	6.7	11	9.9
TOTAL	158	100.0	106	100.0	127	100.0	103	100.0	108	100.0	105	100.0	111	99.9

*-Does not include URESA cases.

-Includes the disposition of cases filed and refiled.

-Percentages may not total 100.0 due to rounding.

-Types of dispositions are defined at the end of this section.

-1983-1988: Calendar Year (January 1 - December 31)

-FY '89: Fiscal Year (July 1, 1988 - June 30, 1989)

SUPERIOR COURT -- CIVIL DISPOSITIONS BY TYPE OF DISPOSITION*

TABLE SC-6

TYPE OF DISPOSITION	1983		1984		1985		1986		1987		1988		FY '89	
	NO. DISP.	% OF TOTAL	NO. DISP.	% OF TOTAL	NO. DISP.	% OF TOTAL	NO. DISP.	% OF TOTAL	NO. DISP.	% OF TOTAL	NO. DISP.	% OF TOTAL	NO. DISP.	% OF TOTAL
HANCOCK														
Default Judgment	4	1.7	3	1.4	6	3.1	5	2.3	6	3.1	6	3.2	7	3.9
Rule 41 (A)	96	41.6	79	37.3	91	47.2	112	51.1	112	58.3	95	51.4	98	54.1
Rule 41 (B)	34	14.7	34	16.0	11	5.7	8	3.7	1	0.5	7	3.8	7	3.9
Dismissal	8	3.5	5	2.4	14	7.3	15	6.8	8	4.2	8	4.3	7	3.9
Summary Judgment	14	6.1	7	3.3	7	3.6	4	1.8	6	3.1	8	4.3	6	3.3
Final Order	3	1.3	0	0.0	1	0.5	3	1.4	4	2.1	0	0.0	0	0.0
Divorce Decree	12	5.2	13	6.1	10	5.2	7	3.2	7	3.6	7	3.8	5	2.8
Appeal Sustained	4	1.7	3	1.4	2	1.0	6	2.7	1	0.5	3	1.6	4	2.2
Appeal Denied	7	3.0	9	4.2	10	5.2	7	3.2	9	4.7	4	2.2	6	3.3
Court Judgment	7	3.0	10	4.7	5	2.6	11	5.0	7	3.6	6	3.2	5	2.8
Jury Verdict	5	2.2	8	3.8	9	4.7	9	4.1	6	3.1	7	3.8	5	2.8
Directed Verdict	2	0.9	1	0.5	0	0.0	2	0.9	1	0.5	0	0.0	0	0.0
Multiple Judgments	0	0.0	1	0.5	0	0.0	1	0.5	1	0.5	1	0.5	0	0.0
Change of Venue	0	0.0	0	0.0	0	0.0	0	0.0	0	0.0	1	0.5	1	0.6
Other	35	15.2	39	18.4	27	14.0	29	13.2	23	12.0	32	17.3	30	16.6
TOTAL	231	100.0	212	100.0	193	100.0	219	100.0	192	100.0	185	100.0	181	100.2
KENNEBEC														
Default Judgment	19	2.8	14	2.2	15	2.2	16	2.3	13	2.7	8	1.6	12	2.3
Rule 41 (A)	269	39.7	281	43.2	339	49.4	302	42.5	225	46.6	251	51.5	264	51.5
Rule 41 (B)	81	12.0	82	12.6	13	1.9	18	2.5	12	2.5	15	3.1	11	2.1
Dismissal	20	3.0	38	5.8	51	7.4	76	10.7	33	6.8	18	3.7	16	3.1
Summary Judgment	49	7.2	23	3.5	22	3.2	30	4.2	16	3.3	16	3.3	8	1.6
Final Order	95	14.0	84	12.9	97	14.1	101	14.2	80	16.6	59	12.1	66	12.9
Divorce Decree	23	3.4	12	1.8	9	1.3	17	2.4	9	1.9	16	3.3	8	1.6
Appeal Sustained	7	1.0	7	1.1	5	0.7	8	1.1	6	1.2	14	2.9	10	1.9
Appeal Denied	29	4.3	33	5.1	30	4.4	32	4.5	20	4.1	9	1.8	14	2.7
Court Judgment	20	3.0	4	0.6	10	1.5	16	2.3	10	2.1	5	1.0	8	1.6
Jury Verdict	12	1.8	19	2.9	18	2.6	30	4.2	15	3.1	25	5.1	26	5.1
Directed Verdict	0	0.0	3	0.5	0	0.0	1	0.1	0	0.0	0	0.0	0	0.0
Multiple Judgments	18	2.7	2	0.3	8	1.2	8	1.1	7	1.4	3	0.6	1	0.2
Change of Venue	0	0.0	0	0.0	0	0.0	1	0.1	2	0.4	3	0.6	0	0.0
Other	35	5.2	49	7.5	69	10.1	55	7.7	35	7.2	45	9.2	69	13.5
TOTAL	677	100.0	651	100.0	686	100.0	711	100.0	483	100.0	487	100.0	513	100.1

*-Does not include URESA cases.

-Includes the disposition of cases filed and refilled.

-Percentages may not total 100.0 due to rounding.

-Types of dispositions are defined at the end of this section.

-1983-1988: Calendar Year (January 1 - December 31)

-FY '89: Fiscal Year (July 1, 1988 - June 30, 1989)

SUPERIOR COURT -- CIVIL DISPOSITIONS BY TYPE OF DISPOSITION*

TABLE SC-6
(con't.)
FY '89 FY '89
NO. %OF
DISP. TOTAL

TYPE OF DISPOSITION	1983		1984		1985		1986		1987		1988		FY '89	
	NO.	%OF	NO.	%OF	NO.	%OF	NO.	%OF	NO.	%OF	NO.	%OF	NO.	%OF
KNOX														
Default Judgment	2	1.1	5	3.1	3	1.8	2	1.2	4	2.3	5	3.0	5	2.9
Rule 41 (A)	78	44.3	71	43.8	65	39.2	65	38.9	64	36.8	68	40.5	64	36.8
Rule 41 (B)	19	10.8	14	8.6	22	13.3	2	1.2	2	1.1	3	1.8	2	1.1
Dismissal	13	7.4	8	4.9	16	9.6	7	4.2	15	8.6	13	7.7	12	6.9
Summary Judgment	4	2.3	6	3.7	1	0.6	10	6.0	8	4.6	7	4.2	6	3.4
Final Order	1	0.6	0	0.0	2	1.2	1	0.6	5	2.9	8	4.8	11	6.3
Divorce Decree	5	2.8	6	3.7	6	3.6	10	6.0	6	3.4	5	3.0	4	2.3
Appeal Sustained	0	0.0	1	0.6	2	1.2	4	2.4	6	3.4	2	1.2	3	1.7
Appeal Denied	5	2.8	9	5.6	8	4.8	7	4.2	5	2.9	5	3.0	6	3.4
Court Judgment	6	3.4	2	1.2	5	3.0	8	4.8	4	2.3	4	2.4	8	4.6
Jury Verdict	5	2.8	11	6.8	5	3.0	6	3.6	9	5.2	7	4.2	7	4.0
Directed Verdict	0	0.0	1	0.6	0	0.0	0	0.0	0	0.0	2	1.2	2	1.1
Multiple Judgments	5	2.8	2	1.2	1	0.6	0	0.0	0	0.0	0	0.0	0	0.0
Change of Venue	0	0.0	0	0.0	0	0.0	0	0.0	0	0.0	0	0.0	0	0.0
Other	33	18.8	26	16.0	30	18.1	45	26.9	46	26.4	39	23.2	44	25.3
TOTAL	176	100.0	162	100.0	166	100.0	167	100.0	174	100.0	168	100.0	174	99.8
LINCOLN														
Default Judgment	4	2.4	0	0.0	5	4.1	5	2.7	4	3.1	1	0.7	3	2.6
Rule 41 (A)	91	54.5	80	61.5	61	49.6	98	53.6	63	49.2	80	57.1	59	51.3
Rule 41 (B)	8	4.8	12	9.2	3	2.4	10	5.5	1	0.8	1	0.7	2	1.7
Dismissal	9	5.4	5	3.8	4	3.3	12	6.6	13	10.2	7	5.0	2	1.7
Summary Judgment	26	15.6	14	10.8	10	8.1	6	3.3	3	2.3	6	4.3	7	6.1
Final Order	2	1.2	0	0.0	8	6.5	16	8.7	10	7.8	9	6.4	8	7.0
Divorce Decree	4	2.4	2	1.5	4	3.3	4	2.2	6	4.7	7	5.0	3	2.6
Appeal Sustained	1	0.6	0	0.0	0	0.0	0	0.0	1	0.8	3	2.1	3	2.6
Appeal Denied	8	4.8	4	3.1	2	1.6	4	2.2	1	0.8	6	4.3	10	8.7
Court Judgment	4	2.4	4	3.1	5	4.1	1	0.5	4	3.1	5	3.6	3	2.6
Jury Verdict	8	4.8	5	3.8	5	4.1	12	6.6	11	8.6	8	5.7	6	5.2
Directed Verdict	0	0.0	0	0.0	0	0.0	0	0.0	0	0.0	0	0.0	0	0.0
Multiple Judgments	1	0.6	1	0.8	1	0.8	2	1.1	0	0.0	1	0.7	0	0.0
Change of Venue	0	0.0	0	0.0	0	0.0	0	0.0	7	5.5	2	1.4	2	1.7
Other	1	0.6	3	2.3	15	12.2	13	7.1	4	3.1	4	2.9	7	6.1
TOTAL	167	100.0	130	100.0	123	100.0	183	100.0	128	100.0	140	100.0	115	99.9

*-Does not include URESA cases.

-Includes the disposition of cases filed and refiled.

-Percentages may not total 100.0 due to rounding.

-Types of dispositions are defined at the end of this section.

-1983-1988: Calendar Year (January 1 - December 31)

-FY '89: Fiscal Year (July 1, 1988 - June 30, 1989)

SUPERIOR COURT - CIVIL DISPOSITIONS BY TYPE OF DISPOSITION*

TABLE SC-6
(con't.)
FY '89 FY '89
NO. %OF
DISP. TOTAL

TYPE OF DISPOSITION	1983	1983	1984	1984	1985	1985	1986	1986	1987	1987	1988	1988	FY '89	FY '89
	NO.	%OF	NO.	%OF	NO.	%OF	NO.	%OF	NO.	%OF	NO.	%OF		
	DISP.	TOTAL	DISP.	TOTAL	DISP.	TOTAL	DISP.	TOTAL	DISP.	TOTAL	DISP.	TOTAL	DISP.	TOTAL
OXFORD														
Default Judgment	3	1.7	3	1.9	2	0.9	7	3.4	2	1.0	2	1.3	6	3.3
Rule 41 (A)	81	45.0	87	55.4	102	47.7	85	41.9	84	41.4	78	49.1	83	45.9
Rule 41 (B)	17	9.4	9	5.7	26	12.1	5	2.5	3	1.5	5	3.1	0	0.0
Dismissal	5	2.8	7	4.5	14	6.5	21	10.3	29	14.3	18	11.3	27	14.9
Summary Judgment	11	6.1	11	7.0	11	5.1	12	5.9	4	2.0	6	3.8	2	1.1
Final Order	30	16.7	14	8.9	23	10.7	37	18.2	36	17.7	16	10.1	28	15.5
Divorce Decree	10	5.6	10	6.4	5	2.3	12	5.9	8	3.9	5	3.1	4	2.2
Appeal Sustained	0	0.0	0	0.0	1	0.5	1	0.5	2	1.0	0	0.0	1	0.6
Appeal Denied	4	2.2	5	3.2	6	2.8	5	2.5	5	2.5	5	3.1	7	3.9
Court Judgment	2	1.1	1	0.6	4	1.9	2	1.0	5	2.5	3	1.9	3	1.7
Jury Verdict	7	3.9	6	3.8	9	4.2	6	3.0	10	4.9	9	5.7	8	4.4
Directed Verdict	1	0.6	0	0.0	0	0.0	0	0.0	1	0.5	0	0.0	0	0.0
Multiple Judgments	0	0.0	0	0.0	1	0.5	0	0.0	2	1.0	2	1.3	0	0.0
Change of Venue	0	0.0	0	0.0	0	0.0	0	0.0	3	1.5	1	0.6	3	1.7
Other	9	5.0	4	2.5	10	4.7	10	4.9	9	4.4	9	5.7	9	5.0
TOTAL	180	100.0	157	100.0	214	100.0	203	100.0	203	100.0	159	100.0	181	100.2
PENOBSCOT														
Default Judgment	21	3.4	16	2.6	13	2.4	5	0.8	19	3.2	7	1.3	11	1.9
Rule 41 (A)	357	57.7	319	51.6	269	49.1	378	63.6	300	49.8	283	52.3	314	55.5
Rule 41 (B)	72	11.6	83	13.4	64	11.7	20	3.4	29	4.8	29	5.4	18	3.2
Dismissal	16	2.6	22	3.6	26	4.7	40	6.7	63	10.5	63	11.6	54	9.5
Summary Judgment	21	3.4	31	5.0	21	3.8	17	2.9	24	4.0	19	3.5	15	2.7
Final Order	5	0.8	19	3.1	13	2.4	16	2.7	38	6.3	38	7.0	36	6.4
Divorce Decree	18	2.9	15	2.4	16	2.9	15	2.5	7	1.2	13	2.4	5	0.9
Appeal Sustained	1	0.2	3	0.5	1	0.2	0	0.0	4	0.7	4	0.7	8	1.4
Appeal Denied	15	2.4	26	4.2	10	1.8	10	1.7	43	7.1	27	5.0	27	4.8
Court Judgment	20	3.2	18	2.9	11	2.0	15	2.5	19	3.2	15	2.8	15	2.7
Jury Verdict	10	1.6	11	1.8	16	2.9	14	2.4	12	2.0	17	3.1	28	4.9
Directed Verdict	3	0.5	1	0.2	3	0.5	0	0.0	3	0.5	1	0.2	2	0.4
Multiple Judgments	1	0.2	1	0.2	4	0.7	0	0.0	1	0.2	0	0.0	0	0.0
Change of Venue	0	0.0	0	0.0	0	0.0	0	0.0	4	0.7	3	0.6	2	0.4
Other	59	9.5	53	8.6	81	14.8	64	10.8	36	6.0	22	4.1	31	5.5
TOTAL	619	100.0	618	100.0	548	100.0	594	100.0	602	100.0	541	100	566	100.2

*-Does not include URESA cases.

-Includes the disposition of cases filed and refiled.

-Percentages may not total 100.0 due to rounding.

-Types of dispositions are defined at the end of this section.

-1983-1988: Calendar Year (January 1 - December 31)

-FY '89: Fiscal Year (July 1, 1988 - June 30, 1989)

SUPERIOR COURT -- CIVIL DISPOSITIONS BY TYPE OF DISPOSITION*

TABLE SC-6
(con't.)
FY '89 FY '89
NO. %OF
DISP. TOTAL

TYPE OF DISPOSITION	1983		1984		1985		1986		1987		1988		FY '89	
	NO.	%OF	NO.	%OF	NO.	%OF	NO.	%OF	NO.	%OF	NO.	%OF	NO.	%OF
PISCATAQUIS														
Default Judgment	1	3.6	0	0.0	0	0.0	2	4.7	1	3.7	1	2.3	1	2.3
Rule 41 (A)	10	35.7	24	58.5	20	48.8	20	46.5	17	63.0	27	62.8	24	54.5
Rule 41 (B)	1	3.6	3	7.3	3	7.3	6	14.0	1	3.7	0	0.0	0	0.0
Dismissal	0	0.0	2	4.9	3	7.3	1	2.3	0	0.0	1	2.3	2	4.5
Summary Judgment	1	3.6	3	7.3	7	17.1	2	4.7	3	11.1	5	11.6	7	15.9
Final Order	0	0.0	1	2.4	2	4.9	1	2.3	1	3.7	0	0.0	2	4.5
Divorce Decree	0	0.0	3	7.3	0	0.0	3	7.0	1	3.7	1	2.3	0	0.0
Appeal Sustained	1	3.6	0	0.0	0	0.0	3	7.0	0	0.0	0	0.0	0	0.0
Appeal Denied	3	10.7	0	0.0	1	2.4	1	2.3	0	0.0	0	0.0	0	0.0
Court Judgment	2	7.1	1	2.4	0	0.0	1	2.3	0	0.0	0	0.0	0	0.0
Jury Verdict	0	0.0	0	0.0	2	4.9	2	4.7	2	7.4	0	0.0	0	0.0
Directed Verdict	0	0.0	0	0.0	0	0.0	0	0.0	0	0.0	1	2.3	1	2.3
Multiple Judgments	0	0.0	0	0.0	0	0.0	0	0.0	0	0.0	0	0.0	0	0.0
Change of Venue	0	0.0	0	0.0	0	0.0	0	0.0	0	0.0	1	2.3	1	2.3
Other	9	32.1	4	9.8	3	7.3	1	2.3	1	3.7	6	14.0	6	13.6
TOTAL	28	100.0	41	100.0	41	100.0	43	100.0	27	100.0	43	100.0	44	99.9

SAGADAHOC

Default Judgment	3	2.3	3	2.8	10	7.2	4	2.0	2	1.9	2	1.2	1	0.5
Rule 41 (A)	67	51.5	51	46.8	65	46.8	110	53.9	55	51.4	92	56.8	92	50.0
Rule 41 (B)	10	7.7	14	12.8	18	12.9	8	3.9	0	0.0	0	0.0	1	0.5
Dismissal	2	1.5	3	2.8	9	6.5	7	3.4	9	8.4	12	7.4	26	14.1
Summary Judgment	4	3.1	8	7.3	7	5.0	7	3.4	1	0.9	3	1.9	5	2.7
Final Order	7	5.4	3	2.8	6	4.3	6	2.9	9	8.4	13	8.0	20	10.9
Divorce Decree	6	4.6	3	2.8	2	1.4	5	2.5	6	5.6	5	3.1	5	2.7
Appeal Sustained	1	0.8	0	0.0	0	0.0	0	0.0	2	1.9	0	0.0	2	1.1
Appeal Denied	7	5.4	3	2.8	4	2.9	0	0.0	1	0.9	4	2.5	1	0.5
Court Judgment	5	3.8	5	4.6	1	0.7	3	1.5	4	3.7	7	4.3	6	3.3
Jury Verdict	7	5.4	4	3.7	8	5.8	0	0.0	0	0.0	10	6.2	7	3.8
Directed Verdict	0	0.0	1	0.9	0	0.0	0	0.0	0	0.0	0	0.0	0	0.0
Multiple Judgments	0	0.0	0	0.0	0	0.0	0	0.0	0	0.0	0	0.0	0	0.0
Change of Venue	0	0.0	0	0.0	0	0.0	0	0.0	3	2.8	0	0.0	2	1.1
Other	11	8.5	11	10.1	9	6.5	54	26.5	15	14.0	14	8.6	16	8.7
TOTAL	130	100.0	109	100.0	139	100.0	204	100.0	107	100.0	162	100.0	184	99.9

*-Does not include URESA cases.

-Includes the disposition of cases filed and refiled.

-Percentages may not total 100.0 due to rounding.

-Types of dispositions are defined at the end of this section.

-1983-1988: Calendar Year (January 1 - December 31)

-FY '89: Fiscal Year (July 1, 1988 - June 30, 1989)

SUPERIOR COURT - CIVIL DISPOSITIONS BY TYPE OF DISPOSITION*

TABLE SC-6
(con't.)
FY '89 FY '89
NO. %OF
DISP. TOTAL

TYPE OF DISPOSITION	1983		1984		1985		1986		1987		1988		FY '89	
	NO.	%OF	NO.	%OF	NO.	%OF	NO.	%OF	NO.	%OF	NO.	%OF	NO.	%OF
	DISP.	TOTAL	DISP.	TOTAL	DISP.	TOTAL	DISP.	TOTAL	DISP.	TOTAL	DISP.	TOTAL	DISP.	TOTAL
SOMERSET														
Default Judgment	10	3.5	8	3.4	5	1.9	3	1.0	15	6.6	3	1.5	1	0.5
Rule 41 (A)	114	39.6	107	46.1	109	42.4	128	43.0	78	34.2	80	40.4	74	34.6
Rule 41 (B)	13	4.5	1	0.4	16	6.2	17	5.7	8	3.5	4	2.0	4	1.9
Dismissal	6	2.1	14	6.0	24	9.3	12	4.0	10	4.4	7	3.5	17	7.9
Summary Judgment	17	5.9	8	3.4	17	6.6	11	3.7	16	7.0	4	2.0	3	1.4
Final Order	39	13.5	48	20.7	33	12.8	47	15.8	49	21.5	47	23.7	48	22.4
Divorce Decree	52	18.1	26	11.2	33	12.8	57	19.1	23	10.1	26	13.1	22	10.3
Appeal Sustained	0	0.0	1	0.4	1	0.4	0	0.0	2	0.9	0	0.0	1	0.5
Appeal Denied	10	3.5	2	0.9	5	1.9	3	1.0	11	4.8	4	2.0	3	1.4
Court Judgment	7	2.4	9	3.9	3	1.2	5	1.7	1	0.4	2	1.0	3	1.4
Jury Verdict	13	4.5	5	2.2	7	2.7	1	0.3	8	3.5	7	3.5	10	4.7
Directed Verdict	1	0.3	0	0.0	0	0.0	0	0.0	1	0.4	0	0.0	0	0.0
Multiple Judgments	3	1.0	0	0.0	0	0.0	0	0.0	0	0.0	0	0.0	0	0.0
Change of Venue	0	0.0	0	0.0	0	0.0	0	0.0	1	0.4	0	0.0	5	2.3
Other	3	1.0	3	1.3	4	1.6	14	4.7	5	2.2	14	7.1	23	10.7
TOTAL	288	100.0	232	100.0	257	100.0	298	100.0	228	100.0	198	100.0	214	100
WALDO														
Default Judgment	4	3.6	4	4.8	4	4.2	3	2.4	1	0.9	0	0.0	0	0.0
Rule 41 (A)	47	42.0	40	48.2	50	52.6	67	52.8	59	54.6	46	48.9	48	42.9
Rule 41 (B)	17	15.2	6	7.2	9	9.5	0	0.0	4	3.7	1	1.1	1	0.9
Dismissal	7	6.3	2	2.4	3	3.2	11	8.7	2	1.9	5	5.3	8	7.1
Summary Judgment	6	5.4	4	4.8	8	8.4	7	5.5	5	4.6	3	3.2	6	5.4
Final Order	5	4.5	7	8.4	5	5.3	14	11.0	14	13.0	17	18.1	20	17.9
Divorce Decree	3	2.7	1	1.2	3	3.2	2	1.6	2	1.9	2	2.1	1	0.9
Appeal Sustained	0	0.0	0	0.0	0	0.0	0	0.0	0	0.0	3	3.2	5	4.5
Appeal Denied	2	1.8	3	3.6	0	0.0	3	2.4	2	1.9	3	3.2	4	3.6
Court Judgment	4	3.6	8	9.6	3	3.2	3	2.4	7	6.5	3	3.2	3	2.7
Jury Verdict	6	5.4	4	4.8	2	2.1	8	6.3	4	3.7	5	5.3	3	2.7
Directed Verdict	1	0.9	0	0.0	0	0.0	3	2.4	1	0.9	0	0.0	0	0.0
Multiple Judgments	0	0.0	0	0.0	2	2.1	1	0.8	0	0.0	2	2.1	2	1.8
Change of Venue	0	0.0	0	0.0	0	0.0	0	0.0	2	1.9	0	0.0	0	0.0
Other	10	8.9	4	4.8	6	6.3	5	3.9	5	4.6	4	4.3	11	9.8
TOTAL	112	100.0	83	100.0	95	100.0	127	100.0	108	100.0	94	100.0	112	100.2

*-Does not include URESA cases.

-Includes the disposition of cases filed and refiled.

-Percentages may not total 100.0 due to rounding.

-Types of dispositions are defined at the end of this section.

-1983-1988: Calendar Year (January 1 - December 31)

-FY '89: Fiscal Year (July 1, 1988 - June 30, 1989)

SUPERIOR COURT - CIVIL DISPOSITIONS BY TYPE OF DISPOSITION*

TABLE SC-6
(con't.)

TYPE OF DISPOSITION	1983	1983	1984	1984	1985	1985	1986	1986	1987	1987	1988	1988	FY '89	FY '89
	NO.	%OF	NO.	%OF	NO.	%OF	NO.	%OF	NO.	%OF	NO.	%OF	NO.	%OF
	DISP.	TOTAL	DISP.	TOTAL	DISP.	TOTAL	DISP.	TOTAL	DISP.	TOTAL	DISP.	TOTAL	DISP.	TOTAL
WASHINGTON														
Default Judgment	3	2.6	3	2.4	2	1.2	1	0.9	1	0.7	2	1.2	4	2.4
Rule 41 (A)	48	41.4	46	36.8	70	43.5	68	58.6	59	42.4	63	36.4	42	25.1
Rule 41 (B)	26	22.4	19	15.2	33	20.5	1	0.9	0	0.0	1	0.6	1	0.6
Dismissal	6	5.2	15	12.0	12	7.5	10	8.6	15	10.8	13	7.5	12	7.2
Summary Judgment	5	4.3	18	14.4	17	10.6	13	11.2	18	12.9	10	5.8	10	6.0
Final Order	9	7.8	2	1.6	2	1.2	4	3.4	0	0.0	3	1.7	6	3.6
Divorce Decree	1	0.9	2	1.6	2	1.2	2	1.7	4	2.9	18	10.4	28	16.8
Appeal Sustained	0	0.0	0	0.0	3	1.9	1	0.9	8	5.8	3	1.7	2	1.2
Appeal Denied	1	0.9	3	2.4	9	5.6	3	2.6	3	2.2	10	5.8	8	4.8
Court Judgment	3	2.6	5	4.0	2	1.2	1	0.9	10	7.2	9	5.2	11	6.6
Jury Verdict	2	1.7	1	0.8	4	2.5	4	3.4	8	5.8	9	5.2	8	4.8
Directed Verdict	1	0.9	0	0.0	0	0.0	0	0.0	1	0.7	1	0.6	0	0.0
Multiple Judgments	2	1.7	0	0.0	1	0.6	0	0.0	0	0.0	1	0.6	2	1.2
Change of Venue	0	0.0	0	0.0	0	0.0	0	0.0	0	0.0	1	0.6	2	1.2
Other	9	7.8	11	8.8	4	2.5	8	6.9	12	8.6	29	16.8	31	18.6
TOTAL	116	100.0	125	100.0	161	100.0	116	100.0	139	100.0	173	100.0	167	100.1
YORK														
Default Judgment	31	4.0	16	2.1	20	3.0	17	2.4	11	1.5	20	2.5	20	2.4
Rule 41 (A)	345	44.4	346	46.2	307	45.7	350	50.2	294	40.8	323	40.3	304	37.2
Rule 41 (B)	136	17.5	100	13.4	62	9.2	50	7.2	44	6.1	0	0.0	0	0.0
Dismissal	10	1.3	39	5.2	36	5.4	68	9.8	137	19.0	182	22.7	209	25.6
Summary Judgment	49	6.3	31	4.1	35	5.2	21	3.0	18	2.5	26	3.2	27	3.3
Final Order	47	6.0	53	7.1	42	6.3	34	4.9	72	10.0	50	6.2	75	9.2
Divorce Decree	20	2.6	20	2.7	14	2.1	18	2.6	24	3.3	33	4.1	29	3.5
Appeal Sustained	0	0.0	2	0.3	0	0.0	1	0.1	15	2.1	11	1.4	9	1.1
Appeal Denied	26	3.3	12	1.6	17	2.5	13	1.9	37	5.1	42	5.2	39	4.8
Court Judgment	9	1.2	27	3.6	10	1.5	19	2.7	10	1.4	22	2.7	22	2.7
Jury Verdict	10	1.3	21	2.8	23	3.4	16	2.3	24	3.3	29	3.6	24	2.9
Directed Verdict	1	0.1	0	0.0	1	0.1	0	0.0	2	0.3	1	0.1	0	0.0
Multiple Judgments	0	0.0	1	0.1	1	0.1	1	0.1	2	0.3	0	0.0	0	0.0
Change of Venue	0	0.0	0	0.0	0	0.0	0	0.0	3	0.4	2	0.2	4	0.5
Other	93	12.0	81	10.8	104	15.5	89	12.8	28	3.9	60	7.5	55	6.7
TOTAL	777	100.0	749	100.0	672	100.0	697	100.0	721	100.0	801	100.0	817	99.9

*-Does not include URESA cases.

-Includes the disposition of cases filed and refiled.

-Percentages may not total 100.0 due to rounding.

-Types of dispositions are defined at the end of this section.

-1983-1988: Calendar Year (January 1 - December 31)

-FY '89: Fiscal Year (July 1, 1988 - June 30, 1989)

SUPERIOR COURT -- CIVIL JURY TRIALS

TABLE SC-7

	1981	1981	1982	1982	1983	1983	1984	1984	1985	1985	1986	1986	1987	1987	1988	1988	FY'89	FY'89
	No. of	No. of	No. of	No. of	No. of	No. of	No. of	No. of	No. of	No. of	No. of	No. of	No. of	No. of	No. of	No. of	No. of	No. of
	Trials	Days	Trials	Days	Trials	Days	Trials	Days	Trials	Days	Trials	Days	Trials	Days	Trials	Days	Trials	Days
Androscoggin	16	33.0	26	65.5	17	32.0	13	40.0	29	76.0	19	58.0	30	67.0	32	66.5	22	57.0
Aroostook	6	17.5	18	44.0	25	53.0	21	35.5	16	27.5	9	29.0	15	37.0	15	24.0	8	13.5
Cumberland	34	79.0	32	120.5	50	154.0	41	124.5	42	103.5	55	134.5	57	168.5	52	130.5	45	118.5
Franklin	7	15.5	8	10.5	4	14.0	4	9.0	8	18.5	5	13.0	10	13.5	5	9.0	3	8.5
Hancock	6	13.5	6	13.5	7	12.0	11	19.0	9	18.5	12	25.0	8	18.0	8	31.0	6	20.0
Kennebec	18	67.5	22	52.0	13	49.0	21	54.0	20	49.0	33	85.5	15	44.0	25	55.5	26	50.0
Knox	8	34.0	7	21.5	8	27.0	13	30.0	6	13.0	7	17.0	9	29.0	8	21.5	8	28.0
Lincoln	4	12.5	4	11.0	8	34.0	6	22.0	5	21.5	17	40.5	12	63.0	9	29.0	5	14.5
Oxford	1	1.5	5	9.0	8	15.5	6	9.5	8	21.5	8	18.0	13	25.5	9	24.5	9	23.0
Penobscot	20	34.5	20	39.5	19	33.0	13	25.5	22	45.5	15	52.0	16	39.5	21	53.0	34	92.5
Piscataquis	0	0.0	2	5.0	0	0.0	0	0.0	3	9.0	2	6.0	1	2.5	1	2.5	1	2.5
Sagadahoc	6	15.0	5	21.5	7	21.5	5	8.5	8	19.0	0	0.0	0	0.0	10	28.0	6	16.0
Somerset	8	12.5	11	25.0	14	34.5	6	13.0	9	23.5	2	3.0	9	13.5	10	22.5	14	32.5
Waldo	5	9.5	4	8.0	8	18.0	4	8.0	2	7.0	13	22.0	6	12.0	5	19.0	3	14.0
Washington	8	14.5	4	8.0	2	2.0	3	2.5	6	11.5	5	13.0	9	12.5	11	21.5	9	19.0
York	26	64.5	27	60.0	15	34.5	27	64.0	27	57.0	18	59.5	31	57.0	35	64.5	30	57.5
STATE TOTAL	173	424.5	201	514.5	205	534.0	194	465.0	220	521.5	220	576.0	241	602.5	256	602.5	229	567.0

Includes cases filed and refiled.

Prior to 1984, there were some discrepancies in calculating the number of jury trial days which may have affected the accuracy of these figures. The problem occurred when cases scheduled for trial underwent multiple voir dire (the justice conducted voir dire for several cases on one day, instead of limiting it to the one case facing imminent trial). Since the clerks were instructed to calculate the nearest .5 day, each of four cases voir dired on one day, for example, would have .5 days added to their total trial time, resulting in a total of 2 trial days being reported for only 1 day of trial activity.

Due to construction, Sagadahoc held no jury trials from June 1986 through September 1987; most cases were transferred to Lincoln for trial. Androscoggin held no jury trials from May through August 1987.

1981-1988: Calendar Year (January 1 - December 31)

FY'89: Fiscal Year (July 1, 1988 - June 30, 1989)

SUPERIOR COURT -- CIVIL NON-JURY TRIALS*

TABLE SC-8

	1981	1981	1982	1982	1983	1983	1984	1984	1985	1985	1986	1986	1987	1987	1988	1988	FY'89	FY'89
	No. of	No. of	No. of	No. of	No. of	No. of	No. of	No. of	No. of	No. of	No. of	No. of	No. of	No. of	No. of	No. of	No. of	No. of
	Trials	Days	Trials	Days	Trials	Days	Trials	Days	Trials	Days	Trials	Days	Trials	Days	Trials	Days	Trials	Days
Androscoggin	22	15.0	10	6.5	8	6.0	12	20.5	18	19.0	7	4.5	16	15.5	17	19.0	18	15.5
Aroostook	8	7.0	10	6.5	15	10.5	20	13.0	19	12.5	19	13.0	18	12.0	18	13.0	16	12.0
Cumberland	31	39.5	24	25.5	38	50.0	21	25.0	45	54.0	38	46.0	39	48.5	16	24.5	14	14.0
Franklin	8	9.5	3	2.0	4	2.5	5	3.0	7	9.5	6	8.5	10	15.0	6	8.0	4	2.5
Hancock	7	6.0	3	3.0	12	10.0	16	19.0	5	11.0	13	15.5	7	9.0	6	14.0	5	5.0
Kennebec	29	31.0	16	26.0	28	26.5	5	6.0	17	30.5	29	22.5	19	27.5	12	10.0	11	11.0
Knox	25	16.5	18	12.0	12	16.0	6	5.5	10	17.5	14	18.5	10	9.5	6	10.0	9	12.0
Lincoln	8	8.0	10	5.5	6	4.0	4	3.0	6	6.0	5	8.5	7	8.0	10	17.5	4	8.5
Oxford	4	3.0	9	5.5	5	6.0	2	1.0	6	5.0	3	2.0	7	7.0	7	5.0	6	6.0
Penobscot	43	42.0	29	24.5	31	24.5	24	19.5	13	11.5	23	17.0	24	27.5	24	24.0	18	14.5
Piscataquis	0	0.0	3	1.5	2	1.0	1	1.0	0	0.0	1	.5	3	2.0	1	2.5	0	0.0
Sagadahoc	6	5.5	9	8.5	8	7.5	7	4.0	3	2.0	10	13.5	15	15.5	8	5.5	7	5.0
Somerset	13	7.0	5	5.5	9	9.5	10	10.5	5	5.5	7	8.5	5	4.5	10	6.5	10	8.0
Waldo	7	5.5	7	4.0	4	3.0	8	8.5	4	7.5	4	3.0	8	5.0	5	5.5	4	4.5
Washington	15	11.5	11	6.0	7	7.5	6	3.0	4	4.0	4	4.0	11	9.0	13	8.0	13	9.0
York	33	27.0	26	26.0	12	8.5	32	30.5	11	10.0	28	31.0	16	15.5	30	40.0	28	28.0
STATE TOTAL	259	234.0	193	168.5	201	193.0	179	173.0	173	205.5	211	214.5	215	231.0	189	213.0	167	155.5

*Includes cases filed and refiled.

In the years prior to 1984, the statistical definition of non-jury trials may have been interpreted differently throughout the state. It is not known whether this discrepancy has significantly skewed the number of trials reported.

1981-1988: Calendar Year (January 1 - December 31)

FY'89: Fiscal Year (July 1, 1988 - June 30, 1989)

SUPERIOR COURT -- AGE OF CIVIL PENDING CASELOAD - 1988*

TABLE SC-9

NUMBER OF CASES FROM FILING OR REFILING TO 12/31/88

COUNTY	0-90 Days	91-180 Days	181-270 Days	271 Days to 1 Yr.	1 Yr.- 2 Yrs.	2 Yrs.- 3 Yrs.	3 Yrs.- 5 Yrs.	5 Yrs.- & Up	Total No. of Cases	Average No. of Days
Androscoggin	121	91	87	86	173	72	45	13	688	464
Aroostook	46	70	39	45	115	56	31	10	412	506
Cumberland	395	324	264	190	480	160	122	39	1974	427
Franklin	18	14	10	12	30	11	4	4	103	496
Hancock	45	32	30	33	67	36	32	11	286	575
Kennebec	130	68	73	53	130	57	41	17	569	458
Knox	38	38	20	23	39	14	2	3	177	340
Lincoln	31	33	31	17	42	21	10	6	191	460
Oxford	35	33	34	22	44	15	11	4	198	401
Penobscot	115	113	63	65	165	77	85	35	718	584
Piscataquis	13	5	7	12	9	1	6	1	54	410
Sagadahoc	47	17	23	20	31	21	7	7	173	432
Somerset	45	40	29	20	40	21	16	6	217	445
Waldo	36	14	11	10	17	11	6	1	106	365
Washington	33	25	20	9	35	10	7	6	145	453
York	186	192	134	113	275	123	99	44	1166	508
STATE TOTAL	1334	1109	875	730	1692	706	524	207	7177	471

*Calendar Year (January 1, 1988 - December 31, 1988)

SUPERIOR COURT - AVERAGE TIME TO CIVIL JURY TRIAL
AVERAGE NUMBER OF DAYS FROM FILING OR REFILING TO JURY TRIAL

TABLE SC-10

	1981	1981	1982	1982	1983	1983	1984	1984	1985	1985	1986	1986	1987	1987	1988	1988
	No. of Jury Trials	Avg. Days/ Trial	No. of Jury Trials	Avg. Days/ Trial	No. of Jury Trials	Avg. Days/ Trial	No. of Jury Trials	Avg. Days/ Trial	No. of Jury Trials	Avg. Days/ Trial	No. of Jury Trials	Avg. Days/ Trial	No. of Jury Trials	Avg. Days/ Trial	No. of Jury Trials	Avg. Days/ Trial
Androscoggin	16	1089	26	1156	17	1034	13	1138	29	1222	19	1067	30	793	32	639
Aroostook	6	1138	18	714	25	909	21	639	16	820	9	1446	15	1304	15	1039
Cumberland	34	927	32	1249	50	1179	41	1222	42	1056	55	909	57	893	52	861
Franklin	7	989	8	737	4	1187	4	1024	8	922	5	991	10	1087	5	384
Hancock	6	809	6	1495	7	977	11	885	9	1055	12	760	8	1004	8	1293
Kennebec	18	1025	22	973	13	873	21	1045	20	1131	33	758	15	800	25	702
Knox	8	1343	7	1215	8	1196	13	773	6	620	7	689	9	936	8	764
Lincoln	4	585	4	767	8	508	6	694	5	1095	17	254	12	371	9	765
Oxford	1	459	5	958	8	591	6	679	8	899	8	1003	13	608	9	842
Penobscot	20	726	20	783	19	773	13	855	22	1037	15	1171	16	1518	21	1267
Piscataquis	0	-	2	871	0	-	0	-	3	1134	2	1027	1	942	1	1165
Sagadahoc	6	416	5	671	7	943	5	665	8	672	0	-	0	-	10	320
Somerset	8	813	11	571	14	821	6	478	9	577	2	752	9	749	10	892
Waldo	5	927	4	890	8	1180	4	822	2	1437	13	702	6	1148	5	897
Washington	8	816	4	457	2	613	3	540	6	1304	5	1099	9	835	11	928
York	26	815	27	820	15	730	27	826	27	819	18	1076	31	1016	35	642
STATE TOTAL	173	898	201	946	205	951	194	912	220	993	220	885	241	929	256	813

-Includes the disposition of cases filed and refiled.
 - FY89 data not available.

**SUPERIOR COURT - AVERAGE TIME TO CIVIL DISPOSITION
AVERAGE NUMBER OF DAYS FROM FILING OR REFILING TO DISPOSITION**

TABLE SC-11

COURT	1980	1981	1982	1983	1984	1985	1986	1987	1988	FY '89
Androscoggin	510	541	619	587	604	655	559	579	451	413
Aroostook	581	574	504	550	618	511	581	535	695	598
Cumberland	517	497	570	602	574	564	544	504	510	466
Franklin	269	610	561	519	425	561	529	476	473	616
Hancock	452	567	549	593	688	606	613	494	582	585
Kennebec	572	573	572	539	543	491	426	397	431	403
Knox	551	606	516	525	461	502	452	391	347	294
Lincoln	405	454	488	375	498	529	479	446	463	384
Oxford	552	464	573	468	493	541	461	457	517	355
Penobscot	490	443	615	550	531	607	548	562	600	546
Piscataquis	432	519	488	435	543	495	667	742	374	316
Sagadahoc	487	499	536	580	601	612	578	515	411	365
Somerset	513	390	426	466	400	469	453	366	332	362
Waldo	495	581	583	635	481	619	439	533	340	241
Washington	493	524	417	626	546	753	565	507	431	357
York	527	499	436	562	570	536	584	593	497	488
STATE TOTAL	515	515	547	560	558	564	529	511	495	453

NOTES:

- Includes the disposition of cases filed and refiled.
- 1980-1988: Calendar Year (January 1 - December 31)
- FY'89: Fiscal Year (July 1,1988 - June 30,1989)
- See "Narrative Summary of Caseload Statistics" for explanation of this table.

SUPERIOR COURT -- ACTUAL TIME TO CIVIL DISPOSITION - 1988*
NUMBER OF CASES FROM FILING OR REILING TO DISPOSITION

TABLE SC-12

COUNTY	0-90 DAYS	91-180 DAYS	181-270 DAYS	271 DAYS TO 1 YR.	1 YR.- 2 YRS.	2 YRS.- 3 YRS.	3 YRS.- 5 YRS.	5 YRS. & UP	TOTAL NO. CASES	AVERAGE NO. DAYS
Androscoggin	86	66	47	54	189	58	26	7	533	451
Aroostook	44	25	22	25	64	70	60	9	319	695
Cumberland	225	209	142	143	374	228	104	36	1461	510
Franklin	15	19	18	11	22	7	10	3	105	473
Hancock	37	27	14	9	44	23	21	10	185	582
Kennebec	109	61	53	51	127	39	36	11	487	431
Knox	50	24	21	11	38	14	9	1	168	347
Lincoln	22	15	17	16	41	18	9	2	140	463
Oxford	32	22	12	10	48	17	13	5	159	517
Penobscot	90	55	56	36	127	91	65	21	541	600
Piscataquis	14	5	1	5	13	2	1	2	43	374
Sagadahoc	39	37	13	9	45	8	7	4	162	411
Somerset	51	31	26	25	45	11	7	2	198	332
Waldo	30	15	9	8	18	7	7	0	94	340
Washington	46	29	12	16	33	18	14	5	173	431
York	116	96	76	99	238	96	68	12	801	497
STATE TOTAL	1006	736	539	528	1466	707	457	130	5,569	495

*Calendar Year (January 1, 1988 - December 31, 1988)

Includes the disposition of cases filed and refiled.

See "Narrative Summary of Caseload Statistics" for explanation of this table.

FY'89 data not available.

CIVIL DEFINITIONS

REFILING:

These are matters which have been previously disposed and which have been brought before the Superior Court for further action. For statistical purposes, such matters are limited to the following circumstances:

1. When a case remanded to the District Court returns to the Superior Court for further action.
2. When a case appealed to the Law Court returns to the Superior Court for further action.
3. When a mistrial occurs and a second trial is required; when a motion for a new trial is granted; or when a case, for any other reason, requires a trial after its original disposition.
4. When a motion for relief from judgment is granted, or a case is reinstated on the docket after judgment has been entered (Rule 60(b)).

TYPE OF CASE:

1. Damages: An action in which claim for relief is based on physical damage to property or reputation. Includes automobile accidents not involving person injury. If a complaint involves damages as well as personal injury issues, it is recorded as a "personal injury" case.
2. Personal Injury: An action in which claim for relief is based on physical or mental injury. Examples include medical malpractice, products liability, automobile accidents involving personal injury, and other cases involving personal injury.
3. Contract: An action in which claim for relief arises out of alleged violation of an agreement. Includes cases referred to as agreements, promissory notes, liens, account annexed, etc.

4. URESA: An action resulting from non-payment of support by an individual ordered to pay support by a court.

5. Divorce: An action brought in order to dissolve a marriage.

6. Rule 80B/80C Appeal: A complaint brought under Rule 80B (review of governmental actions) or Rule 80C (review of final agency actions) of the Maine Rules of Court.

7. Appeal from Lower Court: Any case appealed from the District Court (small claims, traffic infractions, etc.) or Administrative Court.

8. Real Property Action: Includes such cases as foreclosure, quiet title, boundary disputes and partitions.

9. Equitable Action/Injunctive Relief: Includes such cases as temporary restraining orders and preliminary injunctions (Rule 65) and declaratory judgments (Rule 57).

10. Other: All actions that do not fall in one of the above categories. Examples include, but are not limited to: protection from abuse, foreign deposition, foreign judgment, forfeiture of motor vehicles, minor's settlement.

TYPE OF DISPOSITION:

1. Default Judgment: The justice or clerk of court enters a judgment resulting from the failure of the defendant to take a necessary step under the civil rules.
2. Rule 41(a): A voluntary dismissal of the plaintiff or stipulation of all the parties.
3. Rule 41(b): A dismissal on court order for failure to take significant action in a case for two years.
4. Dismissal: A judicial determination of dismissal after a motion and hearing.

. Summary Judgment: A judgment rendered on the basis of the leadings.

. Final Order: An order entered to dispose of such cases as injunctions, temporary restraining orders, minor's settlement, roforma Decrees, or for a case handled by a referee.

. Divorce Decree: A court decree issued to dissolve a marriage.

. Appeal Sustained: A judicial decision reversing the judgment ntered in the District Court.

. Appeal Denied: A judicial decision upholding the judgment ntered in the District Court.

0. URESAs Order: An order to dispose of a URESA case.

1. Court Judgment: A judgment entered by a justice in a court non-jury) trial.

2. Jury Verdict: A disposition rendered by a jury.

3. Directed Verdict: A direction by the justice to the jury to make a pecific finding.

4. Multiple Judgments: Cases consolidated for jury or non-jury trial.

15. Change of Venue: Venue changed from one Superior Court to another.

16. Other: A disposition which is not included in any of the above categories (e.g., removals to District Court or to the U.S. District Court, withdrawals, etc.)

SUPERIOR COURT -- URESA FILINGS SUMMARY*

TABLE SC-13

COURT LOCATION	1980	1981	1982	1983	1984	1985	1986	1987	1988	%CHG '80-'88	%CHG '87-'88	FY'89
Androscoggin	117	122	124	89	118	134	127	53	99	-15.4	86.8	65
Aroostook	167	144	120	129	113	157	120	86	92	-44.9	7.0	72
Cumberland	330	283	259	273	222	237	208	148	174	-47.3	17.6	127
Franklin	42	41	47	30	29	37	45	18	27	-35.7	50.0	22
Hancock	79	64	71	63	59	62	42	28	42	-46.8	50.0	27
Kennebec	171	151	114	160	113	147	104	48	84	-50.9	75.0	75
Knox	51	58	48	58	46	63	22	18	31	-39.2	72.2	25
Lincoln	30	30	21	26	25	44	19	15	21	-30.0	40.0	18
Oxford	98	76	76	62	57	92	55	41	50	-49.0	22.0	36
Penobscot	243	243	204	203	167	213	159	92	135	-44.4	46.7	103
Piscataquis	36	33	31	29	32	30	12	14	22	-38.9	57.1	20
Sagadahoc	62	55	40	56	36	39	38	23	38	-38.7	65.2	24
Somerset	104	68	93	82	64	106	57	37	72	-30.8	94.6	51
Waldo	59	51	36	51	45	43	45	25	40	-32.2	60.0	28
Washington	70	75	59	74	62	73	60	41	47	-32.9	14.6	31
York	285	255	195	180	162	215	190	114	168	-41.1	47.4	114
STATE TOTAL	1944	1749	1538	1565	1350	1692	1303	801	1142	-41.3	42.6	838

*URESAs: Uniform Reciprocal Enforcement of Support Act.

In mid-1985, the Superior Court transferred the handling of all routine URESA cases to the Department of Human Services. The decrease in caseload by 1987 is largely due to this transfer.

A Department of Human Services representative explained that the large filings increase in 1988 was due to: an increase in their caseload; the hiring of additional staff to enforce collections; and the fact that administrative remedies have been exhausted in many old cases and the Department of Human Services is now turning to the Superior Court for court orders.

1980-1988: Calendar Year (January 1 - December 31)

FY'89: Fiscal Year (July 1, 1988 - June 30, 1989)

SUPERIOR COURT -- URESA DISPOSITIONS SUMMARY*

TABLE SC-14

COURT LOCATION	1980	1981	1982	1983	1984	1985	1986	1987	1988	'80-'88	'87-'88	FY'89
Androscoggin	92	98	102	96	174	58	98	55	73	-20.7	32.7	130
Aroostook	204	137	127	120	114	149	148	72	101	-50.5	40.3	75
Cumberland	228	223	295	196	409	213	70	115	101	-55.7	-12.2	115
Franklin	29	32	42	23	25	51	24	14	15	-48.3	7.1	57
Hancock	53	72	38	85	64	37	37	24	21	-60.4	-12.5	28
Kennebec	94	259	90	108	113	119	93	57	58	-38.3	1.8	43
Knox	33	53	44	37	72	44	48	30	29	-12.1	-3.3	17
Lincoln	30	19	19	26	23	27	26	35	6	-80.0	-82.9	21
Oxford	91	67	63	47	57	85	39	35	35	-61.5	0.0	19
Penobscot	189	155	194	183	174	255	288	75	83	-56.1	10.7	112
Piscataquis	12	57	24	24	20	17	7	5	6	-50.0	20.0	5
Sagadahoc	37	49	41	35	73	38	59	12	18	-51.4	50.0	22
Somerset	94	74	78	81	77	60	36	29	15	-84.0	-48.3	7
Waldo	32	53	40	47	51	37	21	34	49	53.1	44.1	36
Washington	45	64	64	79	70	58	42	56	20	-55.6	-64.3	40
York	220	205	178	149	243	112	99	82	162	-26.4	97.6	142
STATE TOTAL	1483	1617	1439	1336	1759	1360	1135	730	792	-46.6	8.5	869

*URESAs: Uniform Reciprocal Enforcement of Support Act.

In mid-1985, the Superior Court transferred the handling of all routine URESA cases to the Department of Human Services. The decrease in caseload by 1987 is largely due to this transfer.

1980-1988: Calendar Year (January 1 - December 31)

FY'89: Fiscal Year (July 1, 1988 - June 30, 1989)

**SUPERIOR COURT
CASELOAD STATISTICS**

URESA CASELOAD

SUPERIOR COURT -- URESA PENDING CASELOAD SUMMARY*

TABLE SC-15

COURT LOCATION	1980	1981	1982	1983	1984	1985	1986	1987	1988	%CHG. '80-'88	%CHG. '87-'88	FY'89
Androscoggin	105	129	151	144	88	164	193	191	217	106.7	13.6	133
Aroostook	23	30	23	32	31	39	11	25	16	-30.4	-36.0	16
Cumberland	358	418	382	459	272	296	434	467	540	50.8	15.6	516
Franklin	27	36	41	48	52	38	59	63	75	177.8	19.0	35
Hancock	67	59	92	70	65	90	95	99	120	79.1	21.2	115
Kennebec	275	167	191	243	243	271	282	273	299	8.7	9.5	315
Knox	55	60	64	85	59	78	52	40	42	-23.6	5.0	49
Lincoln	23	34	36	36	38	55	48	28	43	87.0	53.6	35
Oxford	64	73	86	101	101	108	124	130	145	126.6	11.5	156
Penobscot	265	353	363	383	376	334	205	222	274	3.4	23.4	244
Piscataquis	43	19	26	31	43	56	61	70	86	100.0	22.9	92
Sagadahoc	66	72	71	92	55	56	35	46	66	0.0	43.5	65
Somerset	48	42	57	58	45	91	112	120	177	268.8	47.5	190
Waldo	43	41	37	41	35	41	65	56	47	9.3	-16.1	54
Washington	60	71	66	61	53	68	86	71	98	63.3	38.0	84
York	174	225	242	273	192	295	386	418	424	143.7	1.4	434
STATE TOTAL	1696	1829	1928	2157	1748	2080	2248	2319	2669	57.4	15.1	2533

*URESAs: Uniform Reciprocal Enforcement of Support Act.

Cases pending as of December 31st.

In mid-1985, the Superior Court transferred the handling of all routine URESA cases to the Department of Human Services. The decrease in caseload by 1987 is largely due to this transfer.

1980-1988: Calendar Year (January 1 - December 31)

FY'89: Fiscal Year (July 1, 1988 - June 30, 1989)

**SUPERIOR COURT
CASELOAD STATISTICS**

CRIMINAL CASELOAD

SUPERIOR COURT -- CRIMINAL FILINGS SUMMARY

TABLE SC-16

COURT LOCATION	1980	1981	1982	1983	1984	1985	1986	1987	1988	%CHG. '80-'88	%CHG. '87-'88	FY'89
Androscoggin	554	444	690	667	701	787	782	822	753	35.9	-8.4	803
Aroostook	673	784	649	585	407	426	367	434	398	-40.9	-8.3	461
Cumberland	1,648	1,951	1,783	1,874	1,751	2,225	2,302	2,538	2,152	30.6	-15.2	2,372
Franklin	438	430	423	414	422	526	484	569	564	28.8	-0.9	654
Hancock	200	212	244	230	242	236	221	390	413	106.5	5.9	385
Kennebec	709	697	966	840	777	887	788	696	752	6.1	8.0	736
Knox	380	365	382	438	587	649	577	502	664	74.7	32.3	699
Lincoln	228	284	272	354	311	355	614	562	428	87.7	-23.8	425
Oxford	326	311	439	341	267	467	424	404	390	19.6	-3.5	339
Penobscot	850	695	758	788	712	855	950	1,104	1,172	37.9	6.2	1,223
Piscataquis	135	113	152	133	110	127	144	150	155	14.8	3.3	146
Sagadahoc	304	251	254	295	297	387	407	369	390	28.3	5.7	336
Somerset	975	1,017	767	815	804	829	882	937	942	-3.4	0.5	1,068
Waldo	137	219	235	268	245	247	321	265	238	73.7	-10.2	269
Washington	183	232	191	320	281	273	269	354	360	96.7	1.7	361
York	1,126	1,186	1,072	940	816	1,249	1,589	1,590	1,553	37.9	-2.3	1,608
STATE TOTAL	8,866	9,191	9,277	9,302	8,730	10,525	11,121	11,686	11,324	27.7	-3.1	11,885

-Includes cases filed and refiled.

-Cases counted by docket number.

-1980-1988: Calendar Year (January 1 - December 31)

-FY '89: Fiscal Year (July 1, 1988 - June 30, 1989)

SUPERIOR COURT -- CRIMINAL DISPOSITIONS SUMMARY

TABLE SC-17

COURT LOCATION	1980	1981	1982	1983	1984	1985	1986	1987	1988	%CHG. '80-'88	%CHG. '87-'88	FY '89
Androscoggin	439	482	562	694	679	729	770	752	714	62.6	-5.1	744
Aroostook	663	814	674	655	490	407	382	318	402	-39.4	26.4	469
Cumberland	1,722	1,654	1,589	1,975	1,811	1,918	2,257	2,508	1,917	11.3	-23.6	2,393
Franklin	408	423	375	444	375	514	564	546	455	11.5	-16.7	528
Hancock	203	200	182	272	180	279	287	248	387	90.6	56.0	331
Kennebec	748	696	808	946	839	799	779	590	706	-5.6	19.7	748
Knox	351	386	331	384	513	594	579	540	525	49.6	-2.8	697
Lincoln	217	266	187	237	340	377	588	538	441	103.2	-18.0	450
Oxford	300	301	321	326	326	405	520	398	362	20.7	-9.0	351
Penobscot	867	738	768	759	840	718	942	1,064	1,178	35.9	10.7	1,156
Piscataquis	85	141	147	113	94	175	132	130	177	108.2	36.2	151
Sagadahoc	242	267	203	193	366	349	436	357	388	60.3	8.7	388
Somerset	1,032	972	709	862	744	763	733	1,028	911	-11.7	-11.4	1,012
Waldo	192	205	186	215	309	194	334	275	196	2.1	-28.7	256
Washington	250	197	147	309	265	283	212	355	384	53.6	8.2	376
York	1,167	1,052	966	1,051	960	960	1,278	1,770	1,382	18.4	-21.9	1,515
STATE TOTAL	8,886	8,794	8,155	9,435	9,131	9,464	10,793	11,417	10,525	18.4	-7.8	11,565

-Includes the disposition of cases filed and refiled.
 -Cases counted by docket number.
 -1980-1988: Calendar Year (January 1 - December 31)
 -FY '89: Fiscal Year (July 1, 1988 - June 30, 1989)

SUPERIOR COURT -- CRIMINAL PENDING CASELOAD SUMMARY

TABLE SC-18

COURT LOCATION	1980	1981	1982	1983	1984	1985	1986	1987	1988	%CHG. '80-'88	%CHG. '87-'88	FY '89
Androscoggin	411	372	500	473	495	553	565	635	674	64.0	6.1	687
Aroostook	441	411	386	316	233	252	237	353	349	-20.9	-1.1	333
Cumberland	712	1,009	1,203	1,102	1,042	1,349	1,390	1,420	1,655	132.4	16.5	1,520
Franklin	165	172	220	190	237	249	169	192	301	82.4	56.8	275
Hancock	135	147	209	167	229	186	120	262	288	113.3	9.9	295
Kennebec	418	419	577	471	409	497	505	611	657	57.2	7.5	547
Knox	191	170	221	275	349	404	402	364	503	163.4	38.2	444
Lincoln	82	100	185	302	273	251	277	301	288	251.2	-4.3	278
Oxford	192	202	320	335	276	338	243	249	277	44.3	11.2	237
Penobscot	428	384	374	403	275	412	420	460	454	6.1	-1.3	454
Piscataquis	122	94	99	119	135	87	99	119	97	-20.5	-18.5	71
Sagadahoc	122	106	157	259	190	228	199	211	213	74.6	0.9	176
Somerset	292	337	395	348	408	474	623	532	563	92.8	5.8	607
Waldo	113	127	176	229	165	218	205	195	237	109.7	21.5	224
Washington	118	153	197	208	224	214	269	268	244	106.8	-9.0	262
York	504	638	744	633	489	778	1,088	908	1,079	114.1	18.8	1,097
STATE TOTAL	4,446	4,841	5,963	5,830	5,429	6,490	6,811	7,080	7,879	77.2	11.3	7,507

-Includes cases filed and refiled.

-Cases counted by docket number.

-Cases pending as of December 31st.

-1980-1988: Calendar Year (January 1 - December 31)

-Fy'89: Fiscal Year (July 1, 1988 -June 30, 1989)

SUPERIOR COURT -- CRIMINAL FILINGS AND DISPOSITIONS BY TYPE OF CASE*

TABLE SC-19

STATE TOTAL	FILINGS											DISPOSITIONS									
	1980	1981	1982	1983	1984	1985	1986	1987	1988	FY '89	1980	1981	1982	1983	1984	1985	1986	1987	1988	FY '89	
Bail Review	234	210	222	159	200	273	299	339	464	500	233	216	223	156	201	266	295	343	444	478	
Transfer	3,976	4,054	4,653	4,671	4,274	5,297	5,619	5,852	5,531	5,598	4,121	3,888	3,802	4,760	4,593	4,763	5,419	5,784	5,258	5,708	
Appeal	778	732	259	161	127	158	166	163	144	129	888	734	441	219	193	142	170	174	165	145	
Boundover	428	544	464	432	253	357	325	214	178	219	362	471	476	475	326	339	321	247	242	229	
Indictment	2,255	2,352	2,680	2,724	2,696	3,035	2,968	3,211	3,239	3,494	2,197	2,260	2,249	2,722	2,721	2,736	2,937	2,974	2,757	3,167	
Information	804	860	641	704	668	682	794	806	787	877	803	861	619	710	654	676	785	806	763	854	
Juvenile Appeal	61	29	23	8	18	10	9	11	7	12	44	46	34	10	14	16	8	15	8	15	
Other	93	177	140	128	141	218	364	336	167	173	66	124	152	137	144	140	377	372	165	184	
Refiling - Prob. Revoc	156	194	175	278	326	454	543	721	750	832	113	139	134	201	265	355	445	676	674	735	
Refiling - New Trial	81	39	20	37	27	41	34	33	57	51	59	55	25	45	20	31	43	26	49	50	
TOTAL	8,866	9,191	9,277	9,302	8,730	10,525	11,121	11,686	11,324	11,885	8,886	8,794	8,155	9,435	9,131	9,464	10,800	11,417	10,525	11,565	

*-Includes cases filed and refiled.

-Cases counted by docket number.

-1980 -1988: Calendar Year January 1- December 31)

-FY'89: Fiscal Year (July 1, 1988 - June 30, 1989)

-Types of cases are described at the end of this section.

-Boundovers from the District Court create a difficult situation with regard to the counting of cases for statistical purposes. When a boundover is filed in the Superior Court, it remains a "boundover" type of case even if an indictment results. When a boundover results in an information being filed, the boundover is dismissed and a new docket number is assigned for the information.

-The decline in the number of appeals was due to the implementation of the "Single Trial Law". Effective January 1, 1982, this law provided that in Class D and E proceedings, the defendant may waive his right to jury trial and elect to be tried in the District Court, but that an appeal to the Superior Court following trial and conviction in the District Court may be only on questions of law. If the defendant demands a trial by jury, the case is then transferred to the Superior Court for trial. This new law resulted in an increased number of transfers and a reduced rate of appeal to the Superior Court.

SUPERIOR COURT -- CRIMINAL FILINGS AND DISPOSITIONS BY TYPE OF CASE*

TABLE SC-19
(con't.)

ANDROSCOGGIN	FILINGS										DISPOSITIONS									
	1980	1981	1982	1983	1984	1985	1986	1987	1988	FY '89	1980	1981	1982	1983	1984	1985	1986	1987	1988	FY '89
Bail Review	8	9	9	4	9	18	3	17	36	39	8	9	9	4	9	18	3	17	34	37
Transfer	170	135	291	278	266	230	256	223	176	189	107	170	191	299	310	217	251	206	137	220
Appeal	39	27	24	8	8	11	18	11	4	3	28	31	39	11	7	14	15	16	8	4
Boundover	39	20	7	9	5	8	4	7	1	1	28	22	24	10	6	5	7	12	4	2
Indictment	225	181	287	275	305	382	335	372	336	393	210	184	222	284	258	350	337	355	331	309
Information	20	42	43	61	44	59	61	46	55	57	21	42	43	61	44	59	61	46	50	56
Juvenile Appeal	12	3	1	0	1	0	0	0	0	0	9	4	4	0	0	1	0	0	0	0
Other	9	10	9	3	6	15	15	13	21	21	8	9	12	3	6	9	17	12	19	18
Refiling - Prob. Revoc	26	12	19	27	56	61	88	133	124	99	15	11	14	18	39	53	77	87	131	97
Refiling - New Trial	6	5	0	2	1	3	2	0	0	1	5	0	4	4	0	3	2	1	0	1
TOTAL	554	444	690	667	701	787	782	822	753	803	439	482	562	694	679	729	770	752	714	744

ARROSTOOK	1980	1981	1982	1983	1984	1985	1986	1987	1988	FY '89	1980	1981	1982	1983	1984	1985	1986	1987	1988	FY '89
Bail Review	19	44	32	20	17	25	19	32	24	40	20	44	32	19	18	25	19	30	25	40
Transfer	373	390	340	334	162	186	136	205	153	146	372	415	358	383	223	172	140	134	173	197
Appeal	79	77	21	20	5	8	8	10	9	8	69	103	28	25	12	6	14	9	10	6
Boundover	72	87	66	52	22	20	30	19	23	32	64	77	80	69	32	22	26	21	21	21
Indictment	80	114	138	109	154	145	137	138	134	167	99	99	125	113	152	145	141	101	128	144
Information	36	53	35	26	20	18	18	11	18	23	34	56	35	26	20	18	19	9	19	23
Juvenile Appeal	1	2	0	0	0	0	0	1	0	0	2	2	0	1	0	1	0	1	0	0
Other	0	9	3	6	9	7	0	5	9	12	0	3	4	4	12	5	4	3	6	8
Refiling - Prob. Revoc	7	4	14	17	18	17	17	13	28	32	3	7	10	14	21	13	19	9	19	30
Refiling - New Trial	6	4	0	1	0	0	2	0	0	1	0	8	2	1	0	0	0	1	1	1
TOTAL	673	784	649	585	407	426	367	434	398	461	663	814	674	655	490	407	382	318	402	469

*-See notes on first page of this table.

SUPERIOR COURT -- CRIMINAL FILINGS AND DISPOSITIONS BY TYPE OF CASE*

TABLE SC-19
(con't.)

CUMBERLAND	FILINGS										DISPOSITIONS									
	1980	1981	1982	1983	1984	1985	1986	1987	1988	FY '89	1980	1981	1982	1983	1984	1985	1986	1987	1988	FY '89
Bail Review	94	72	53	23	69	83	107	128	134	118	91	75	54	21	68	79	101	136	116	105
Transfer	546	708	814	881	749	1,004	958	1,178	865	962	637	536	620	1,004	805	886	988	1,135	846	1,007
Appeal	127	120	20	22	18	15	13	15	10	11	184	97	63	23	31	20	17	11	10	11
Boundover	16	10	4	8	1	5	6	8	4	8	13	16	3	7	1	8	4	4	11	9
Indictment	572	686	648	642	678	803	816	778	781	805	519	617	606	646	697	664	790	737	607	832
Information	203	231	174	183	135	145	206	181	147	192	206	230	172	184	134	141	207	178	140	179
Juvenile Appeal	5	4	3	0	2	0	0	1	0	0	7	0	7	0	2	0	0	1	0	
Other	29	58	44	41	34	43	29	38	23	22	21	43	45	43	35	36	36	36	23	25
Refiling - Prob. Revoc	53	61	21	74	64	124	164	209	186	250	41	39	19	45	38	82	116	256	163	223
Refiling - New Trial	3	1	2	0	1	3	3	2	2	4	3	1	0	2	0	2	2	4	1	2
TOTAL	1,648	1,951	1,783	1,874	1,751	2,225	2,302	2,538	2,152	2,372	1,722	1,654	1,589	1,975	1,811	1,918	2,261	2,508	1,917	2,393
FRANKLIN	1980	1981	1982	1983	1984	1985	1986	1987	1988	FY '89	1980	1981	1982	1983	1984	1985	1986	1987	1988	FY '89
Bail Review	1	1	7	17	6	11	11	4	28	33	1	1	7	17	6	8	14	4	28	33
Transfer	249	271	297	264	309	381	334	386	380	457	248	249	230	302	270	363	403	375	306	351
Appeal	28	26	11	3	3	4	3	2	0	4	26	29	15	6	5	5	1	5	0	2
Boundover	12	18	29	29	6	24	13	16	14	21	13	14	28	30	10	15	22	19	10	13
Indictment	55	57	41	57	59	53	77	80	66	58	48	54	56	45	52	69	76	73	46	56
Information	44	54	36	39	26	41	30	50	42	38	44	54	36	39	25	41	29	51	43	37
Juvenile Appeal	2	0	1	2	0	2	0	0	2	1	3	0	1	0	2	0	2	0	1	2
Other	4	0	1	1	8	7	9	3	0	2	1	2	0	3	2	8	11	4	1	3
Refiling - Prob. Revoc	0	0	0	0	3	0	2	28	29	38	0	0	0	0	3	0	2	14	18	30
Refiling - New Trial	43	3	0	2	2	3	5	0	3	2	24	20	2	2	0	5	4	1	2	1
TOTAL	438	430	423	414	422	526	484	569	564	654	408	423	375	444	375	514	564	546	455	528

*-See notes on first page of this table.

SUPERIOR COURT -- CRIMINAL FILINGS AND DISPOSITIONS BY TYPE OF CASE*

TABLE SC-19
(con't.)

HANCOCK	FILINGS										DISPOSITIONS									
	1980	1981	1982	1983	1984	1985	1986	1987	1988	FY '89	1980	1981	1982	1983	1984	1985	1986	1987	1988	FY '89
Bail Review	1	0	1	1	3	0	3	1	1	1	1	0	1	1	3	0	3	1	1	1
Transfer	73	61	124	115	82	71	78	183	231	197	74	68	71	135	77	98	97	102	219	159
Appeal	32	27	11	4	3	1	7	6	5	3	35	26	14	10	4	2	5	6	3	4
Boundover	6	12	13	3	5	0	7	8	9	4	11	10	10	5	3	5	5	7	7	5
Indictment	71	75	79	89	118	123	81	138	118	124	68	76	62	99	67	129	128	85	107	109
Information	11	18	11	14	10	24	36	36	32	32	11	16	12	15	9	25	35	34	32	30
Juvenile Appeal	2	4	0	0	0	0	0	2	0	0	2	1	3	0	0	0	0	2	0	
Other	1	6	3	3	7	6	6	6	3	1	0	1	6	4	7	2	5	6	7	4
Refiling - Prob. Revoc	1	5	1	0	12	9	1	8	9	17	0	0	0	2	7	17	6	5	9	14
Refiling - New Trial	2	4	1	1	2	2	2	2	5	6	1	2	3	1	3	1	3	0	2	5
TOTAL	200	212	244	230	242	236	221	390	413	385	203	200	182	272	180	279	287	248	387	331
KENNEBEC	1980	1981	1982	1983	1984	1985	1986	1987	1988	FY '89	1980	1981	1982	1983	1984	1985	1986	1987	1988	FY '89
Bail Review	28	25	35	28	26	40	43	24	31	28	28	27	35	29	26	40	43	24	31	28
Transfer	302	282	511	452	394	448	393	372	380	361	335	267	415	446	460	407	379	262	362	359
Appeal	58	67	23	13	13	17	7	6	10	5	62	69	39	29	13	18	8	8	9	11
Boundover	15	13	8	12	2	4	18	7	17	22	13	9	14	14	2	8	18	5	20	23
Indictment	216	196	286	213	209	223	207	154	173	187	232	205	212	314	209	201	209	152	154	185
Information	39	56	49	61	77	63	49	49	60	52	38	56	46	62	77	61	50	49	61	58
Juvenile Appeal	11	3	2	1	3	3	1	1	0	1	5	15	3	1	3	3	0	1	1	1
Other	3	8	10	14	9	22	6	12	10	15	2	10	5	19	7	11	13	15	3	17
Refiling - Prob. Revoc	36	44	40	45	41	66	61	69	70	65	30	36	37	31	39	49	58	73	62	65
Refiling - New Trial	1	3	2	1	3	1	3	2	1	0	3	2	2	1	3	1	2	1	3	1
TOTAL	709	697	966	840	777	887	788	696	752	736	748	696	808	946	839	799	780	590	706	748

*-See notes on first page of this table.

SUPERIOR COURT -- CRIMINAL FILINGS AND DISPOSITIONS BY TYPE OF CASE*

TABLE SC-19
(con't.)

	FILINGS										DISPOSITIONS									
	1980	1981	1982	1983	1984	1985	1986	1987	1988	FY '89	1980	1981	1982	1983	1984	1985	1986	1987	1988	FY '89
KNOX																				
Bail Review	15	6	3	5	4	8	0	6	12	24	15	6	3	5	4	8	0	6	12	23
Transfer	181	177	231	268	411	467	400	317	430	431	158	202	180	225	346	422	397	377	319	443
Appeal	53	30	15	4	7	5	7	9	7	3	56	32	20	10	7	6	6	10	5	7
Boundover	34	35	26	51	28	23	19	17	26	26	22	30	25	50	22	26	24	10	29	32
Indictment	64	69	68	79	85	100	84	89	99	122	72	72	64	70	73	87	90	70	74	97
Information	17	32	24	13	27	25	40	35	34	37	17	31	23	15	27	24	41	35	32	37
Juvenile Appeal	3	0	0	0	1	0	0	0	2	0	1	2	0	0	0	1	0	0	2	2
Other	4	7	9	11	13	13	12	10	36	34	2	4	8	6	20	10	14	13	36	35
Refiling - Prob. Revoc	8	6	5	7	9	8	13	16	15	15	7	4	7	2	13	9	5	16	14	14
Refiling - New Trial	1	3	1	0	2	0	2	3	3	7	1	3	1	1	1	1	2	3	2	7
TOTAL	380	365	382	438	587	649	577	502	664	699	351	386	331	384	513	594	579	540	525	697
LINCOLN																				
Bail Review	0	1	2	1	2	7	5	0	5	5	0	1	2	1	2	7	5	0	5	5
Transfer	148	163	184	217	220	232	293	273	261	239	138	153	103	149	228	256	281	239	300	294
Appeal	16	39	9	4	1	4	2	0	4	7	20	33	18	5	2	2	2	2	1	3
Boundover	10	22	13	35	22	16	9	10	8	6	7	18	12	19	31	23	17	10	8	6
Indictment	37	29	48	62	50	75	46	58	92	99	32	31	35	30	60	72	55	46	70	83
Information	12	24	10	31	13	15	31	25	28	35	12	24	10	29	15	15	31	25	27	31
Juvenile Appeal	1	0	0	0	0	2	0	2	0	1	2	0	0	0	0	1	0	3	0	
Other	3	4	2	2	3	1	217	168	6	8	5	3	3	2	2	0	190	196	3	6
Refiling - Prob. Revoc	0	0	2	1	0	3	11	26	22	24	0	0	2	1	0	1	7	17	26	22
Refiling - New Trial	1	2	2	1	0	0	0	0	2	1	1	3	2	1	0	0	0	0	1	
TOTAL	228	284	272	354	311	355	614	562	428	425	217	266	187	237	340	377	588	538	441	450

*-See notes on first page of this table.

-Lincoln received many change of venue cases from Sagadahoc. See "Narrative Summary of Caseload Statistics" for further explanation.

SUPERIOR COURT -- CRIMINAL FILINGS AND DISPOSITIONS BY TYPE OF CASE*

TABLE SC-19
(con't.)

	FILINGS										DISPOSITIONS									
	1980	1981	1982	1983	1984	1985	1986	1987	1988	FY '89	1980	1981	1982	1983	1984	1985	1986	1987	1988	FY '89
OXFORD																				
Bail Review	5	5	11	7	10	12	9	10	7	5	5	5	11	7	10	12	9	9	7	6
Transfer	125	120	226	154	118	228	208	208	158	136	97	127	136	166	140	193	274	215	163	156
Appeal	37	30	17	12	8	3	9	5	5	3	46	25	30	4	17	7	13	3	7	5
Boundover	13	52	24	14	8	22	12	3	5	7	12	33	47	10	11	12	25	2	3	3
Indictment	98	69	125	119	81	137	121	110	125	106	101	76	63	102	113	125	137	105	108	98
Information	36	22	19	16	22	27	30	29	47	47	36	22	20	15	22	28	27	32	44	46
Juvenile Appeal	5	0	4	0	0	0	0	0	0	0	0	5	4	0	0	0	0	0	0	0
Other	5	7	8	7	3	7	5	3	4	8	1	6	9	8	4	4	6	4	4	5
Refiling - Prob. Revoc	0	5	4	10	16	29	30	36	37	27	0	1	0	12	8	22	28	28	24	32
Refiling - New Trial	2	1	1	2	1	2	0	0	2	0	2	1	1	2	1	2	0	0	2	
TOTAL	326	311	439	341	267	467	424	404	390	339	300	301	321	326	326	405	519	398	362	351
PENOBSCOT																				
Bail Review	24	10	13	6	7	22	24	27	40	48	24	10	12	6	7	22	24	27	40	47
Transfer	307	183	266	265	228	336	398	469	548	541	364	235	284	223	271	259	418	428	572	532
Appeal	128	94	17	25	12	21	29	27	35	28	129	110	48	29	16	11	27	26	41	33
Boundover	26	29	11	11	4	40	15	15	3	5	21	30	19	12	5	27	23	15	5	6
Indictment	302	305	338	373	347	291	341	392	357	382	276	295	323	375	422	285	313	395	345	342
Information	34	26	66	56	80	67	79	93	100	112	33	27	47	60	76	62	75	94	89	108
Juvenile Appeal	2	5	9	2	3	1	2	1	0	0	4	4	8	3	4	1	1	3	0	
Other	9	29	16	11	12	23	15	18	19	24	6	18	17	15	11	9	20	25	19	24
Refiling - Prob. Revoc	17	13	16	31	16	48	43	57	65	82	9	9	9	25	23	38	34	48	61	62
Refiling - New Trial	1	1	6	8	3	6	4	5	5	1	1	0	1	11	5	4	7	3	6	2
TOTAL	850	695	758	788	712	855	950	1,104	1,172	1,223	867	738	768	759	840	718	942	1,064	1,178	1,156

*-See notes on first page of this table.

SUPERIOR COURT -- CRIMINAL FILINGS AND DISPOSITIONS BY TYPE OF CASE*

TABLE SC-19
(con't.)

PISCATAQUIS	FILINGS										DISPOSITIONS									
	1980	1981	1982	1983	1984	1985	1986	1987	1988	FY '89	1980	1981	1982	1983	1984	1985	1986	1987	1988	FY '89
Bail Review	0	0	0	0	0	0	1	0	0	97	0	0	0	0	0	0	1	0	0	94
Transfer	50	46	68	72	50	80	78	95	110	1	27	56	67	51	45	107	71	84	121	2
Appeal	14	13	7	1	2	4	5	9	5	4	9	22	10	4	1	6	5	5	9	3
Boundover	16	17	26	16	14	11	25	7	3	31	11	15	19	16	12	22	18	14	5	36
Indictment	48	19	39	34	32	22	24	23	25	11	32	35	35	32	24	33	26	15	28	12
Information	5	11	7	6	7	5	11	9	8	0	5	10	8	6	6	5	8	8	8	
Juvenile Appeal	1	0	0	0	0	0	0	0	0	0	1	0	0	0	0	0	0	0	0	
Other	0	1	0	2	0	1	0	0	0	0	0	0	0	1	1	0	0	0	0	
Refiling - Prob. Revoc	1	5	4	1	4	2	0	5	3	2	0	2	5	2	4	2	0	4	4	3
Refiling - New Trial	0	1	1	1	1	2	0	2	1	0	0	1	2	1	0	2	0	0	2	1
TOTAL	135	113	152	133	110	127	144	150	155	146	85	141	147	113	94	175	132	130	177	151
SAGADAHOOC	1980	1981	1982	1983	1984	1985	1986	1987	1988	FY '89	1980	1981	1982	1983	1984	1985	1986	1987	1988	FY '89
Bail Review	3	2	4	1	4	5	5	1	19	14	3	2	4	1	4	5	5	1	19	14
Transfer	161	116	166	196	177	245	267	246	269	220	118	118	136	113	229	229	278	244	269	271
Appeal	41	40	8	8	8	12	3	7	4	14	40	44	13	7	11	8	6	1	6	11
Boundover	24	26	36	25	32	31	21	10	8	4	11	35	18	26	39	34	27	18	9	7
Indictment	49	37	32	48	48	83	83	52	63	52	42	40	23	30	57	60	101	51	55	52
Information	23	24	7	14	24	9	9	6	11	10	25	24	7	14	23	8	9	8	11	10
Juvenile Appeal	0	2	0	0	1	0	0	1	0	5	0	2	0	0	0	3	0	0	1	5
Other	1	3	1	1	1	1	4	34	3	3	2	0	2	1	1	2	4	23	4	3
Refiling - Prob. Revoc	0	0	0	0	1	1	15	12	11	11	0	0	0	0	0	0	6	11	13	12
Refiling - New Trial	2	1	0	2	1	0	0	0	2	3	1	2	0	1	2	0	0	0	1	3
TOTAL	304	251	254	295	297	387	407	369	390	336	242	267	203	193	366	349	436	357	388	388

*-See notes on first page of this table.

SUPERIOR COURT -- CRIMINAL FILINGS AND DISPOSITIONS BY TYPE OF CASE*

TABLE SC-19
(cont.)

	FILINGS										DISPOSITIONS									
	1980	1981	1982	1983	1984	1985	1986	1987	1988	FY '89	1980	1981	1982	1983	1984	1985	1986	1987	1988	FY '89
SOMERSET																				
Bail Review	26	23	43	38	35	22	32	22	39	45	27	24	44	37	36	22	32	22	38	41
Transfer	650	746	513	485	527	538	644	655	612	713	725	697	473	541	477	523	482	753	600	673
Appeal	18	15	12	7	16	16	11	10	13	5	17	12	17	7	18	4	19	13	15	14
Boundover	16	32	35	40	33	30	22	36	13	23	22	25	27	45	31	33	19	29	20	17
Indictment	132	87	96	137	95	117	89	125	131	132	114	103	81	131	91	94	95	122	113	121
Information	115	80	41	70	63	63	34	45	61	77	114	81	41	70	61	63	35	46	61	76
Juvenile Appeal	5	4	2	1	2	1	3	0	2	2	5	2	2	3	1	2	1	2	2	2
Other	9	10	7	3	7	22	9	5	10	2	3	11	12	3	6	5	18	5	15	11
Refiling - Prob. Revoc	3	15	18	28	26	18	38	37	53	61	2	11	12	19	23	16	31	35	42	50
Refiling - New Trial	1	5	0	6	0	2	0	2	8	8	3	6	0	6	0	1	1	1	5	7
TOTAL	975	1,017	767	815	804	829	882	937	942	1,068	1,032	972	709	862	744	763	733	1,028	911	1,012
WALDO																				
Bail Review	1	0	0	0	0	3	5	3	2	2	1	0	0	0	0	3	5	3	2	2
Transfer	35	73	144	131	128	147	185	127	116	129	49	70	87	109	187	92	191	151	84	116
Appeal	5	8	12	7	2	0	3	9	3	2	8	11	9	5	12	0	3	8	4	2
Boundover	13	30	26	11	6	10	5	6	4	5	22	20	25	16	10	8	9	4	7	6
Indictment	50	78	40	97	78	55	83	85	86	95	87	67	52	61	80	67	70	80	72	101
Information	18	19	5	11	12	16	29	23	10	16	17	20	5	11	12	16	29	23	10	16
Juvenile Appeal	8	0	0	2	0	0	0	0	1	0	0	8	0	2	0	0	0	0	1	1
Other	1	2	1	1	3	3	2	2	0	1	0	0	2	3	2	2	4	1	1	2
Refiling - Prob. Revoc	0	9	6	4	9	12	8	6	10	16	3	8	5	4	4	6	16	5	8	5
Refiling - New Trial	6	0	1	4	7	1	1	4	6	3	5	1	1	4	2	0	7	0	7	5
TOTAL	137	219	235	268	245	247	321	265	238	269	192	205	186	215	309	194	334	275	196	256

*-See notes on first page of this table.

SUPERIOR COURT -- CRIMINAL FILINGS AND DISPOSITIONS BY TYPE OF CASE*

TABLE SC-19
(con't.)

	FILINGS										DISPOSITIONS									
	1980	1981	1982	1983	1984	1985	1986	1987	1988	FY '89	1980	1981	1982	1983	1984	1985	1986	1987	1988	FY '89
WASHINGTON																				
Bail Review	0	0	0	0	0	0	1	2	0	1	0	0	0	0	0	0	1	2	0	1
Transfer	52	49	49	130	122	90	111	169	181	175	87	45	34	119	121	95	76	153	189	200
Appeal	24	27	10	7	2	5	23	15	6	5	36	29	11	13	5	5	9	24	15	6
Boundover	15	23	16	18	18	10	24	11	6	17	21	15	11	20	21	12	16	17	10	14
Indictment	67	101	91	126	107	112	75	112	105	104	82	78	68	119	87	121	79	111	113	100
Information	15	16	12	28	13	23	9	23	30	22	15	14	13	28	11	25	10	23	29	23
Juvenile Appeal	2	1	0	0	1	0	3	0	0	0	2	1	0	0	0	1	3	0	0	
Other	1	7	8	8	5	13	5	4	10	14	1	6	6	7	8	7	8	8	9	13
Refiling - Prob. Revoc	1	4	2	2	11	16	17	16	19	19	1	5	1	0	11	15	10	15	16	15
Refiling - New Trial	6	4	3	1	2	4	1	2	3	4	5	4	3	3	1	2	2	2	3	4
TOTAL	183	232	191	320	281	273	269	354	360	361	250	197	147	309	265	283	214	355	384	376
YORK																				
Bail Review	9	12	9	8	8	17	31	62	86	97	9	12	9	8	8	17	30	61	86	95
Transfer	554	534	429	429	331	614	980	746	661	605	585	480	417	495	404	444	693	926	598	636
Appeal	79	92	42	16	19	32	18	22	24	27	123	61	67	31	32	28	20	27	22	24
Boundover	101	118	124	98	47	103	95	34	34	34	71	102	114	126	90	79	61	60	73	62
Indictment	189	249	324	264	250	314	369	505	548	637	183	228	222	271	279	234	290	476	406	502
Information	176	152	102	75	95	82	122	145	104	116	175	154	101	75	92	85	119	145	107	112
Juvenile Appeal	1	1	1	0	4	1	0	2	0	2	1	0	2	0	2	2	1	2	0	2
Other	14	16	18	14	21	34	30	15	13	6	14	8	20	15	20	30	26	21	15	10
Refiling - Prob. Revoc	3	11	23	31	40	40	35	50	69	74	2	6	13	26	32	32	30	43	64	61
Refiling - New Trial	0	1	0	5	1	12	9	9	14	10	4	1	1	4	1	9	9	9	11	11
TOTAL	1,126	1,186	1,072	940	816	1,249	1,589	1,590	1,553	1,608	1,167	1,052	966	1,051	960	960	1,279	1,770	1,382	1,515

*See notes on first page of this table.

SUPERIOR COURT - CRIMINAL FILINGS AND DISPOSITIONS BY CLASS OF CHARGE

TABLE SC-20

	FILINGS										DISPOSITIONS									
	1980	1981	1982	1983	1984	1985	1986	1987	1988	FY '89	1980	1981	1982	1983	1984	1985	1986	1987	1988	FY '89
STATE TOTAL																				
A	331	427	419	395	520	572	533	511	467	493	312	329	405	421	459	523	542	546	383	442
B	963	1,056	1,126	944	902	996	925	911	959	1,156	910	1,032	976	1,077	923	853	957	873	791	976
C	1,640	1,800	1,882	1,905	1,765	2,138	2,128	2,211	2,231	2,493	1,421	1,736	1,624	1,907	1,800	1,955	2,094	2,074	1,977	2,253
D	1,332	1,271	2,009	1,828	1,838	2,390	2,573	2,725	2,467	2,674	1,493	1,268	1,524	1,912	1,915	2,090	2,515	2,705	2,350	2,664
E	752	728	891	875	980	959	1,206	1,301	1,098	1,172	799	725	765	868	991	929	1,157	1,273	1,047	1,160
TITLE 29	3,458	3,473	2,512	2,777	2,206	2,708	2,983	2,928	2,836	2,627	3,518	3,319	2,411	2,751	2,512	2,468	2,822	2,928	2,741	2,791
OTHER	730	800	763	809	780	1,065	1,089	1,352	1,508	1,573	720	764	699	771	784	888	1,032	1,286	1,417	1,504
TOTAL	9,206	9,555	9,602	9,533	8,991	10,828	11,437	11,939	11,566	12,188	9,173	9,173	8,404	9,707	9,384	9,706	11,119	11,685	10,706	11,790

NOTES:

- Includes cases filed and refiled.
- Cases counted by defendant.
- 1980-1988: Calendar Year (January 1 - December 31)
- FY '89: Fiscal Year (July 1, 1988 - June 30, 1989)

SUPERIOR COURT - CRIMINAL FILINGS AND DISPOSITIONS BY CLASS OF CHARGE

TABLE SC-20
(con't.)

	FILINGS										DISPOSITIONS									
	1980	1981	1982	1983	1984	1985	1986	1987	1988	FY '89	1980	1981	1982	1983	1984	1985	1986	1987	1988	FY '89
ANDROSCOGGIN																				
A	30	51	47	33	52	82	46	62	46	50	29	30	45	52	36	68	52	68	40	52
B	101	78	91	85	107	106	107	85	109	154	82	72	89	106	81	101	114	99	79	106
C	159	129	204	216	207	289	248	284	241	269	129	146	158	206	186	257	251	257	264	226
D	76	46	137	80	100	74	102	69	63	70	72	65	91	97	96	90	93	68	56	80
E	50	36	52	57	60	46	50	37	39	36	34	48	57	56	64	37	57	39	22	51
TITLE 29	125	116	163	184	151	157	169	171	128	126	78	135	115	190	192	143	158	163	114	132
OTHER	57	34	42	38	67	80	100	146	157	128	44	33	42	29	53	69	90	98	160	121
TOTAL	598	490	736	693	744	834	822	854	783	843	468	529	597	736	708	765	815	792	735	768
AROOSTOOK																				
A	25	27	28	15	20	27	26	22	19	29	20	24	30	21	21	25	24	19	19	22
B	39	48	44	41	37	39	32	36	34	35	50	52	41	39	41	33	33	33	39	35
C	103	115	130	75	84	84	78	76	68	86	94	107	127	112	74	95	86	49	68	69
D	137	161	158	139	106	63	77	85	64	63	113	187	143	150	132	58	78	72	65	64
E	57	64	55	68	39	39	25	48	34	25	98	78	60	65	52	46	25	22	48	37
TITLE 29	262	289	172	175	62	111	90	100	112	133	244	275	211	208	100	86	92	78	99	144
OTHER	50	80	62	72	59	63	39	67	67	90	49	91	63	60	70	65	44	45	64	98
TOTAL	673	784	649	585	407	426	367	434	398	461	668	814	675	655	490	408	382	318	402	469

NOTES:

- Includes cases filed and refiled.
- Cases counted by defendant.
- 1980-1988: Calendar Year (January 1 - December 31)
- FY '89: Fiscal Year (July 1, 1988 - June 30, 1989)

SUPERIOR COURT - CRIMINAL FILINGS AND DISPOSITIONS BY CLASS OF CHARGE

TABLE SC-20
(con't)

	FILINGS										DISPOSITIONS									
	1980	1981	1982	1983	1984	1985	1986	1987	1988	FY '89	1980	1981	1982	1983	1984	1985	1986	1987	1988	FY '89
CUMBERLAND																				
A	68	105	101	88	110	78	97	104	100	90	70	71	112	85	99	93	93	94	78	77
B	219	275	235	173	220	216	223	196	191	226	197	244	229	216	214	187	212	172	145	216
C	401	434	363	373	422	553	551	552	593	610	332	429	353	369	420	425	533	516	466	624
D	194	272	441	368	494	888	848	924	691	792	248	199	327	415	463	723	861	914	666	809
E	130	149	165	175	254	255	344	430	305	339	137	118	155	173	234	240	346	404	302	362
TITLE 29	538	622	406	615	168	49	9	24			617	537	354	666	311	104	33	19	8	4
OTHER	197	206	133	141	160	253	302	373	344	393	190	169	131	121	135	200	255	438	301	353
TOTAL	1,747	2,063	1,844	1,933	1,826	2,292	2,374	2,603	2,224	2,450	1,791	1,767	1,661	2,045	1,876	1,972	2,333	2,557	1,966	2,445

	FILINGS										DISPOSITIONS									
	1980	1981	1982	1983	1984	1985	1986	1987	1988	FY '89	1980	1981	1982	1983	1984	1985	1986	1987	1988	FY '89
FRANKLIN																				
A	11	8	14	12	14	18	17	26	10	6	3	12	9	16	8	18	19	26	12	6
B	20	29	38	30	24	23	35	34	18	28	13	23	44	26	19	32	28	39	17	20
C	32	48	36	69	45	64	72	63	67	57	30	41	40	56	49	62	85	63	43	60
D	58	57	85	104	99	113	82	101	108	114	60	60	55	106	100	100	108	90	94	85
E	51	38	49	39	59	70	81	61	46	63	44	42	38	49	38	79	80	74	31	39
TITLE 29	243	247	185	140	167	224	194	242	257	298	243	223	184	159	147	214	234	237	205	245
OTHER	26	12	32	34	28	32	26	57	67	93	19	26	17	45	25	26	33	39	63	84
TOTAL	441	439	439	428	436	544	507	584	573	659	412	427	387	457	386	531	587	568	465	539

NOTES:
 -Includes cases filed and refiled.
 -Cases counted by defendant.
 -1980-1988: Calendar Year (January 1 - December 31)
 -FY '89: Fiscal Year (July 1, 1988 - June 30, 1989)

SUPERIOR COURT - CRIMINAL FILINGS AND DISPOSITIONS BY CLASS OF CHARGE

TABLE SC-20
(con't.)

	FILINGS										DISPOSITIONS									
	1980	1981	1982	1983	1984	1985	1986	1987	1988	FY '89	1980	1981	1982	1983	1984	1985	1986	1987	1988	FY '89
HANCOCK																				
A	24	14	11	6	15	25	10	17	8	16	4	23	8	11	11	20	18	16	6	8
B	41	37	25	33	48	37	27	42	41	31	33	44	26	34	23	41	51	25	29	25
C	44	57	60	67	86	88	69	102	86	86	41	52	53	64	46	102	96	67	83	76
D	16	33	50	70	47	36	38	84	96	84	35	25	30	68	54	44	50	49	90	79
E	9	10	24	11	12	7	17	56	25	25	9	10	16	16	13	11	15	18	53	24
TITLE 29	74	60	74	43	37	41	52	89	152	131	72	63	48	76	24	61	50	75	119	105
OTHER	22	19	11	14	25	22	19	17	16	22	23	16	9	17	24	25	28	11	17	18
TOTAL	230	230	255	244	270	256	232	407	424	395	217	233	190	286	195	304	308	261	397	335
KENNEBEC																				
A	29	37	53	53	59	62	75	38	51	54	31	24	38	64	56	61	63	52	40	45
B	69	61	106	98	94	80	67	61	67	79	70	72	79	131	98	68	74	56	62	81
C	148	126	160	124	117	144	124	99	129	124	131	147	131	165	114	135	134	87	119	134
D	154	112	181	164	148	176	143	135	134	123	186	132	142	180	167	153	148	104	121	115
E	56	46	73	65	70	61	64	68	53	65	54	45	64	66	78	54	72	39	58	54
TITLE 29	205	249	299	238	214	244	215	189	210	184	212	222	283	239	250	234	189	140	212	211
OTHER	99	100	112	106	88	140	114	111	115	115	98	111	88	119	84	115	116	118	98	117
TOTAL	760	731	984	848	790	907	802	701	759	744	782	753	825	964	847	820	796	596	710	757

NOTES:

-Includes cases filed and refiled.

-Cases counted by defendant.

-1980-1988: Calendar Year (January 1 - December 31)

-FY '89: Fiscal Year (July 1, 1988 - June 30, 1989)

SUPERIOR COURT -- CRIMINAL FILINGS AND DISPOSITIONS BY CLASS OF CHARGE

TABLE SC-20
(con't.)

	FILINGS										DISPOSITIONS										
	1980	1981	1982	1983	1984	1985	1986	1987	1988	FY '89	1980	1981	1982	1983	1984	1985	1986	1987	1988	FY '89	
KNOX																					
A	11	14	5	11	10	9	11	15	15	26	16	11	7	12	10	11	10	4	19	23	
B	28	24	26	28	25	27	15	22	19	29	31	23	28	33	19	13	29	10	19	20	
C	61	58	65	50	60	57	55	47	79	92	43	58	53	57	42	70	52	44	46	71	
D	63	46	58	75	86	115	106	96	133	127	48	65	54	61	84	85	115	98	91	141	
E	25	23	28	41	59	72	61	42	68	77	29	18	23	41	47	67	44	63	52	72	
TITLE 29	166	169	168	189	295	291	266	216	231	219	163	182	132	148	248	294	262	254	202	238	
OTHER	30	38	35	44	55	79	65	64	119	129	25	33	37	34	64	57	69	67	96	132	
TOTAL	384	372	385	438	590	650	579	502	664	699	355	390	334	386	514	597	581	540	525	697	
LINCOLN																					
A	3	9	5	11	20	24	20	19	16	15	3	7	6	4	16	20	23	24	13	18	
B	17	24	24	40	11	17	28	25	27	37	12	28	20	19	36	15	27	21	24	30	
C	24	26	35	66	54	58	67	42	46	51	24	21	25	44	52	65	65	56	33	36	
D	25	35	104	133	73	75	156	133	89	91	17	27	49	99	112	95	135	131	111	103	
E	8	16	35	42	36	31	68	63	36	41	13	16	17	34	35	38	67	59	41	47	
TITLE 29	146	171	64	60	125	155	277	252	188	160	142	165	65	33	92	149	272	237	189	193	
OTHER	5	3	11	9	2	3	18	29	26	31	6	2	9	6	6	1	14	20	31	24	
TOTAL	228	284	278	361	321	363	634	563	428	426	217	266	191	239	349	383	603	548	442	451	

NOTES:

- Includes cases filed and refiled.
- Cases counted by defendant.
- 1980-1988: Calendar Year (January 1 - December 31)
- FY '89: Fiscal Year (July 1, 1988 - June 30, 1989)

SUPERIOR COURT - CRIMINAL FILINGS AND DISPOSITIONS BY CLASS OF CHARGE

TABLE SC-20
(con't.)

	FILINGS										DISPOSITIONS									
	1980	1981	1982	1983	1984	1985	1986	1987	1988	FY '89	1980	1981	1982	1983	1984	1985	1986	1987	1988	FY '89
OXFORD																				
A	16	13	21	20	19	33	17	16	20	12	22	8	18	10	28	21	35	15	16	17
B	52	53	77	50	32	61	40	23	33	36	39	54	52	55	37	58	49	26	23	26
C	49	71	84	90	51	83	104	100	96	96	57	59	60	68	82	76	110	91	85	75
D	34	26	104	56	30	85	83	85	93	95	23	29	56	71	44	67	99	89	84	93
E	27	31	71	48	28	24	42	38	49	48	15	36	29	58	46	29	40	49	39	49
TITLE 29	138	111	89	70	85	151	106	103	58	39	136	112	103	49	84	129	162	95	79	55
OTHER	16	14	19	36	35	51	48	54	55	39	14	11	15	29	34	42	49	44	44	47
TOTAL	332	319	465	370	280	488	440	419	404	365	306	309	333	340	355	422	544	409	370	362
PENOBSCOT																				
A	43	27	39	43	51	53	53	45	38	32	37	29	39	42	54	45	58	49	32	28
B	82	82	86	55	92	81	68	96	80	89	85	90	83	68	100	68	71	87	75	80
C	215	253	223	284	213	218	257	306	259	291	173	221	232	274	274	208	229	312	263	263
D	125	75	157	129	148	164	171	205	198	232	141	93	148	122	159	132	187	213	198	234
E	89	66	94	75	74	83	97	92	122	107	95	80	100	53	83	65	104	89	114	106
TITLE 29	262	156	105	143	99	166	220	274	356	329	278	196	125	136	128	120	215	226	383	321
OTHER	45	51	58	62	35	93	85	101	124	152	68	42	54	65	45	82	79	102	119	133
TOTAL	861	710	762	791	712	858	951	1,119	1,177	1,232	877	751	781	760	843	720	943	1,078	1,184	1,165

NOTES:

- Includes cases filed and refiled.
- Cases counted by defendant.
- 1980-1988: Calendar Year (January 1 - December 31)
- FY '89: Fiscal Year (July 1, 1988 - June 30, 1989)

SUPERIOR COURT - CRIMINAL FILINGS AND DISPOSITIONS BY CLASS OF CHARGE

TABLE SC-20
(con't.)

	FILINGS										DISPOSITIONS									
	1980	1981	1982	1983	1984	1985	1986	1987	1988	FY '89	1980	1981	1982	1983	1984	1985	1986	1987	1988	FY '89
PISCATAQUIS																				
A	6	4	3	7	4	4	5	10	6	3	5	3	7	5	7	5	2	13	0	2
B	22	13	16	14	9	11	12	5	6	13	12	13	12	15	11	16	11	5	6	11
C	33	23	43	25	31	19	31	14	24	31	17	32	36	26	17	33	32	11	24	37
D	18	11	38	42	29	54	37	30	56	30	22	12	41	22	21	65	44	35	47	44
E	13	14	16	6	26	29	34	21	23	19	4	21	16	11	9	39	30	21	24	18
TITLE 29	34	35	16	24	6	8	25	66	43	55	16	43	24	15	17	11	11	44	72	39
OTHER	9	13	20	16	5	3	1	7	5	3	9	17	12	19	13	6	3	4	6	4
TOTAL	135	113	152	134	110	128	145	153	163	154	85	141	148	113	95	175	133	133	179	155
SAGADAHOC																				
A	3	8	7	5	20	12	15	15	16	12	3	10	3	6	14	14	13	18	10	13
B	26	35	30	25	18	46	34	16	17	15	16	37	24	24	25	24	54	17	22	19
C	51	30	41	31	58	61	66	23	37	43	39	35	23	30	63	56	77	30	26	40
D	41	31	38	57	51	71	90	56	94	83	35	33	36	35	65	53	91	72	89	98
E	20	15	23	28	32	37	52	35	35	36	16	17	14	23	34	34	55	37	33	38
TITLE 29	166	130	111	138	121	179	154	184	168	128	133	128	101	70	161	174	173	154	181	163
OTHER	9	9	14	16	6	2	16	43	32	26	9	12	9	12	15	2	7	30	35	28
TOTAL	316	258	264	300	306	408	427	372	399	343	251	272	210	200	377	357	470	358	396	399

NOTES:

-Includes cases filed and refiled.

-Cases counted by defendant.

-1980-1988: Calendar Year (January 1 - December 31)

-FY '89: Fiscal Year (July 1, 1988 - June 30, 1989)

SUPERIOR COURT - CRIMINAL FILINGS AND DISPOSITIONS BY CLASS OF CHARGE

TABLE SC-20
(con't.)

	FILINGS										DISPOSITIONS									
	1980	1981	1982	1983	1984	1985	1986	1987	1988	FY '89	1980	1981	1982	1983	1984	1985	1986	1987	1988	FY '89
SOMERSET																				
A	21	20	14	32	23	26	27	28	25	29	14	22	12	30	23	18	24	34	21	31
B	49	52	41	49	36	43	24	71	59	63	55	59	36	48	38	38	29	70	51	59
C	86	62	63	98	74	85	50	66	95	119	79	69	56	95	68	81	53	54	94	100
D	162	130	133	137	171	170	185	204	174	290	208	118	111	154	144	169	157	215	176	242
E	91	108	84	74	92	72	68	122	109	124	102	94	74	87	84	74	55	137	86	116
TITLE 29	482	546	318	319	313	348	417	350	329	334	518	510	300	347	292	320	314	427	330	342
OTHER	102	99	116	108	96	88	111	96	154	109	80	102	121	102	97	66	101	92	156	125
TOTAL	993	1,017	769	817	805	832	882	937	945	1,068	1,056	974	710	863	746	766	733	1,029	914	1,015
WALDO																				
A	6	12	7	15	20	14	15	12	8	15	8	5	15	10	12	13	21	12	10	11
B	19	40	19	19	16	17	19	18	14	21	35	30	28	18	15	18	15	20	16	21
C	38	47	40	61	59	35	61	63	72	67	51	48	32	41	60	45	53	55	57	78
D	18	29	63	36	45	34	48	47	44	38	37	33	33	48	55	26	55	40	39	38
E	8	17	20	60	36	18	37	25	24	27	11	13	16	36	60	21	30	34	12	18
TITLE 29	42	51	69	67	60	109	126	89	64	82	44	58	45	49	100	61	133	107	51	81
OTHER	9	23	18	10	12	21	16	11	12	19	13	20	17	14	7	12	28	9	11	9
TOTAL	140	219	236	268	248	248	322	265	238	269	199	207	186	216	309	196	335	277	196	256

NOTES:

-Includes cases filed and refiled.

-Cases counted by defendant.

-1980-1988: Calendar Year (January 1 - December 31)

-FY '89: Fiscal Year (July 1, 1988 - June 30, 1989)

SUPERIOR COURT - CRIMINAL FILINGS AND DISPOSITIONS BY CLASS OF CHARGE

TABLE SC-20
(con't.)

	FILINGS										DISPOSITIONS									
	1980	1981	1982	1983	1984	1985	1986	1987	1988	FY '89	1980	1981	1982	1983	1984	1985	1986	1987	1988	FY '89
WASHINGTON																				
A	17	15	15	18	13	28	17	17	11	12	26	9	13	14	10	27	12	30	10	10
B	39	53	31	37	26	27	26	25	35	33	64	36	35	38	24	26	27	27	36	32
C	47	86	65	93	96	85	70	102	81	82	48	76	52	88	77	99	66	95	96	88
D	32	27	26	59	68	73	103	146	143	133	44	29	21	56	52	74	61	149	157	161
E	17	10	15	16	36	21	19	46	34	39	17	14	8	20	32	23	17	41	41	36
TITLE 29	46	42	30	76	31	17	19	19	29	24	74	36	24	72	47	16	18	13	30	26
OTHER	10	33	20	31	27	35	27	21	35	41	20	23	18	31	32	34	22	27	28	36
TOTAL	208	266	202	330	297	286	281	376	368	364	293	223	171	319	274	299	223	382	398	389
YORK																				
A	18	63	49	26	70	77	82	65	78	82	21	41	43	39	54	64	75	72	57	79
B	140	152	237	167	107	165	168	156	209	267	116	155	150	207	142	115	133	166	148	195
C	149	235	270	183	108	215	225	272	258	389	133	195	193	212	176	146	172	287	210	276
D	179	180	236	179	143	199	304	325	287	309	204	161	187	228	167	156	233	366	266	278
E	101	85	87	70	67	94	147	117	96	101	121	75	78	80	82	72	120	147	91	93
TITLE 29	529	479	243	296	272	458	644	560	511	385	548	434	297	294	319	352	506	659	467	492
OTHER	44	66	60	72	80	100	102	155	180	183	53	56	57	68	80	86	94	142	188	175
TOTAL	1,160	1,260	1,182	993	847	1,308	1,672	1,650	1,619	1,716	1,196	1,117	1,005	1,128	1,020	991	1,333	1,839	1,427	1,588

NOTES:

- Includes cases filed and refiled.
- Cases counted by defendant.
- 1980-1988: Calendar Year (January 1 - December 31)
- FY '89: Fiscal Year (July 1, 1988 - June 30, 1989)

**SUPERIOR COURT - CRIMINAL PENDING CASELOAD*
AND OUTSTANDING WARRANTS OF ARREST**

TABLE SC-21

COURT	NO. OF PENDING CASES							NO. OF OUTSTANDING WARRANTS							% OF PENDING CASES FOR WHICH COURT MAY NOT BE RESPONSIBLE						
	1982	1983	1984	1985	1986	1987	1988	1982	1983	1984	1985	1986	1987	1988	1982	1983	1984	1985	1986	1987	1988
Androscoggin	559	516	552	620	628	705	737	142	139	166	211	296	243	158	25.4	26.9	30.1	34.0	47.1	34.5	21.4
Aroostook	389	319	236	254	239	364	351	102	102	113	83	102	139	127	26.2	32.0	47.9	32.7	42.7	38.2	36.2
Cumberland	1260	1148	1100	1422	1467	1553	1764	347	420	459	442	388	457	541	27.5	36.6	41.7	31.1	26.4	29.4	30.7
Franklin	232	203	253	267	189	221	310	12	35	49	52	40	44	52	5.2	17.2	19.4	19.5	21.2	19.9	16.8
Hancock	226	184	261	213	137	283	308	61	58	66	57	52	43	40	27.0	31.5	25.3	26.8	38.0	15.2	13.0
Kennebec	595	479	422	509	515	620	669	135	85	32	103	109	168	113	22.7	17.7	7.6	20.2	21.2	27.1	16.9
Knox	227	279	355	409	407	373	506	73	79	103	102	130	147	132	32.2	28.3	29.0	24.9	31.9	39.4	26.1
Lincoln	187	309	281	261	292	315	293	26	28	53	52	73	67	57	13.9	9.1	18.9	19.9	25.0	21.3	19.5
Oxford	338	368	293	359	256	277	299	92	100	119	125	116	137	126	27.2	27.2	40.6	34.8	45.3	49.5	42.1
Penobscot	377	408	277	415	423	502	456	132	106	80	94	125	92	123	35.0	26.0	28.9	22.7	29.6	18.3	27.0
Piscataquis	99	120	135	88	100	120	104	19	17	19	21	24	25	11	19.2	14.2	14.1	23.9	24.0	20.8	10.6
Sagadahoc	166	266	195	246	203	219	220	14	28	42	44	46	51	57	8.4	10.5	21.5	17.9	22.7	23.3	25.9
Somerset	401	355	414	480	628	535	568	165	198	217	239	254	316	310	41.1	55.8	52.4	49.8	40.4	59.1	54.6
Waldo	178	230	169	221	208	202	238	56	68	76	75	65	70	76	31.5	29.6	45.0	33.9	31.3	34.7	31.9
Washington	213	224	248	235	295	295	255	72	90	91	94	97	103	101	33.8	40.2	36.7	40.0	32.9	34.9	39.6
York	853	723	552	870	1211	1042	1202	232	184	220	180	249	307	334	27.2	25.4	39.9	20.7	20.6	29.5	27.8
TOTAL	6300	6131	5743	6869	7198	7626	8280	1680	1737	1905	1974	2166	2409	2358	26.7	28.3	33.2	28.7	30.1	31.6	28.5

*Calendar Year (January 1, 1988 - December 31, 1988)

Number of Pending cases - counted by defendant, as of December 31st.

Number of Outstanding warrants for disposed cases for disposed cases for which there are outstanding fines, as of December 15th.

See "Narrative Summary of Caseload Statistics" for further information.

CRIMINAL DISPOSITIONS BY TYPE OF CASE - 1988

TABLE SC-22

TYPE OF CASE	CONVICTED		ACQUITTED		DISMISSED*		OTHER**		TOTAL	
	#	%	#	%	#	%	#	%	#	%
Bail Review	-	-	-	-	5	-	439 (a)	98.9	444	100.0
Transfer	2,903	55.2	113	2.1	1,923	36.6	319	6.1	5,258	100.0
Appeal	3	1.8	0	0.0	30	18.2	132	80.0	165	100.0
Boundover	71	29.5	2	0.8	157	65.1	11	4.6	241	100.0
Indictment	2,203	75.1	71	2.4	618	21.1	43	1.5	2,935	100.0
Information	737	96.5	0	0.0	25	3.3	2	0.3	764	100.0
Juvenile Appeal	0	0.0	0	0.0	2	25.0	6	75.0	8	100.0
Other	18	10.9	1	0.6	39	23.6	107	64.8	165	100.0
Refiling-Prob. Revoc.	0	0.0	0	0.0	55	8.2	619 (b)	91.8	674	100.0
Refiling-New Trial	20	40.8	3	6.1	20	40.8	6	12.2	49	100.0
TOTAL	5,955	55.6	190	1.8	2,874	26.9	1,684	15.7	10,703	100.0

CRIMINAL DISPOSITIONS BY CLASS OF CHARGE - 1988

CLASS OF CHARGE	CONVICTED		ACQUITTED		DISMISSED*		OTHER		TOTAL	
	#	%	#	%	#	%	#	%	#	%
A	243	63.8	20	5.2	97	25.5	21	5.5	381	100.0
B	555	70.2	13	1.6	195	24.7	28	3.5	791	100.0
C	1,471	74.4	39	2.0	430	21.8	36	1.8	1,976	100.0
D	1,265	53.8	34	1.4	853	36.3	198	8.4	2,350	100.0
E	541	51.7	15	1.4	408	39.0	83	7.9	1,047	100.0
TITLE 29	1,782	65.0	60	2.2	730	26.6	169	6.2	2,741	100.0
OTHER	98	6.9	9	0.6	161	11.4	1,149	81.1	1,417	100.0
TOTAL	5,955	55.6	190	1.8	2,874	26.9	1,684	15.7	10,703	100.0

Calendar Year (January 1, 1988 - December 31, 1988)

-Includes cases filed and refiled.

-Does not include "no bill" dispositions.

-Cases counted by defendant.

-Percentages may not total 100.0 due to rounding.

-See footnote to Table SC-24 for caveat concerning boundover case statistics.

*-Dismissed by court or D.A.

**-Other dispositions include: Bail Revised/Affirmed, Mistrial, Not Guilty by Reason of Insanity, Probation Revocation, Juvenile Appeal, Filed and Miscellaneous.

(a) Of the 439 bail reviews disposed in the "Other" type of disposition category, 331 were revised, 78 affirmed, and 30 were otherwise disposed.

(b) In 497 of the 619 probation revocation cases included in the "Other" type of disposition category, probation was revoked.

SUPERIOR COURT - CRIMINAL DISPOSITIONS BY TYPE OF DISPOSITION

TABLE SC-23

TYPE OF DISPOSITION	1983	1983	1984	1984	1985	1985	1986	1986	1987	1987	1988	1988	FY'89	FY'89
	# DIS- POSED	DISPO- SITIONS %OF	# DIS- POSED	DISPO- SITIONS %OF	# DIS- POSED	DISPO- SITIONS %OF	# DIS- POSED	DISPO- SITIONS %OF	# DIS- POSED	DISPO- SITIONS %OF	# DIS- POSED	DISPO- SITIONS %OF	# DIS- POSED	DISPO- SITIONS %OF
STATE TOTAL														
District Court Bail Revised	119	1.2	145	1.5	196	2.0	214	1.9	233	2.0	338	3.2	341	2.9
District Court Bail Affirmed	39	0.4	45	0.5	55	0.6	61	0.5	65	0.6	78	0.7	92	0.8
Dismissed by Court	223	2.3	152	1.6	123	1.3	184	1.7	265	2.3	157	1.5	197	1.7
Dismissed by D.A. Rule 48(A)	3,024	31.2	2,628	28.0	2,659	27.4	2,962	26.7	3,161	27.1	2,717	25.4	2,996	25.4
Filed Case	135	1.4	168	1.8	124	1.3	142	1.3	141	1.2	149	1.4	201	1.7
Juvenile Appeal Denied	5	0.1	3	0.0	4	0.0	3	0.0	2	0.0	8	0.1	7	0.1
Juvenile Appeal Sustained	0	0.0	5	0.1	1	0.0	0	0.0	1	0.0	1	0.0	2	0.0
Juvenile Appeal, New Sentence	0	0.0	4	0.0	0	0.0	0	0.0	0	0.0	0	0.0	0	0.0
Not Guilty, Reason of Insanity	3	0.0	14	0.1 (a)	7	0.1	2	0.0	5	0.0	1	0.0	1	0.0
Probation Revoked	115	1.2	155	1.7	228	2.4	328	3.0	378	3.2	505	4.7	542	4.6
Convicted - Plea	4,999	51.5	4,999	53.3	5,165	53.3	5,817	52.4	5,814	49.9	5,472	51.1	6,132	52.0
Convicted - Jury Trial	287	3.0	279	3.0	310	3.2	309	2.8	378	3.2	379	3.5	365	3.1
Convicted - Jury Waived Trial	125	1.3	131	1.4	130	1.3	130	1.2	120	1.0	104	1.0	101	0.9
Acquitted - Jury Trial	120	1.2	134	1.4	140	1.4	167	1.5	160	1.4	144	1.3	162	1.4
Acquitted - Jury Waived Trial	37	0.4	47	0.5	56	0.6	39	0.4	36	0.3	46	0.4	25	0.2
Mistrial	23	0.2	17	0.2	21	0.2	15	0.1	27	0.2	41	0.4	43	0.4
Other	448	4.6	448	4.8	479	4.9	732	6.6	869	7.5	563	5.3	581	4.9
TOTAL	9,702	100.0	9,374	100.0	9,698	100.0	11,105	100.0	11,655	100.0	10,703	100.0	11,788	100.0

NOTES:

1983-1988: Calendar Year (January 1 - December 31)
 FY'89: Fiscal Year (July 1, 1988 - June 30, 1989)
 Includes the disposition of cases filed and refiled.
 Does not include "no bill" dispositions.

Cases counted by defendant.
 Percentages may not total 100.0 due to rounding.
 Types of dispositions are defined at the end of this section.
 (a) 8 cases involved one Kennebec defendant.

SUPERIOR COURT - CRIMINAL DISPOSITIONS BY TYPE OF DISPOSITION

TABLE SC-23

(con't.)

TYPE OF DISPOSITION	1983	1983	1984	1984	1985	1985	1986	1986	1987	1987	1988	1988	FY'89	FY'89
	# DIS- POSED	%OF SITONS	# DIS- POSED	%OF SITONS	# DIS- POSED	%OF SITONS	# DIS- POSED	%OF SITONS	# DIS- POSED	%OF SITONS	# DIS- POSED	%OF SITONS	# DIS- POSED	%OF SITONS
ANDROSCOGGIN														
District Court Bail Revised	2	0.3	8	1.1	13	1.7	2	0.2	13	1.6	32	4.4	31	4.0
District Court Bail Affirmed	1	0.1	2	0.3	4	0.5	1	0.1	3	0.4	2	0.3	3	0.4
Dismissed by Court	10	1.4	8	1.1	10	1.3	21	2.6	11	1.4	18	2.4	14	1.8
Dismissed by D.A. Rule 48(A)	203	27.6	209	29.5	151	19.7	167	20.5	174	22.0	138	18.8	159	20.7
Filed Case	10	1.4	29	4.1	26	3.4	31	3.8	26	3.3	8	1.1	29	3.8
Juvenile Appeal Denied	0	0.0	0	0.0	0	0.0	0	0.0	0	0.0	2	0.3	0	0.0
Juvenile Appeal Sustained	0	0.0	0	0.0	0	0.0	0	0.0	0	0.0	0	0.0	0	0.0
Juvenile Appeal, New Sentence	0	0.0	0	0.0	0	0.0	0	0.0	0	0.0	0	0.0	0	0.0
Not Guilty, Reason of Insanity	0	0.0	0	0.0	2	0.3	0	0.0	2	0.3	0	0.0	0	0.0
Probation Revoked	10	1.4	18	2.5	39	5.1	54	6.6	58	7.3	97	13.2	72	9.4
Convicted - Plea	429	58.3	366	51.7	447	58.4	460	56.4	422	53.3	347	47.2	373	48.6
Convicted - Jury Trial	28	3.8	21	3.0	21	2.7	19	2.3	19	2.4	21	2.9	18	2.3
Convicted - Jury Waived Trial	9	1.2	2	0.3	5	0.7	5	0.6	1	0.1	3	0.4	4	0.5
Acquitted - Jury Trial	7	1.0	9	1.3	9	1.2	13	1.6	13	1.6	17	2.3	18	2.3
Acquitted - Jury Waived Trial	3	0.4	0	0.0	1	0.1	1	0.1	1	0.1	1	0.1	2	0.3
Mistrial	1	0.1	2	0.3	2	0.3	1	0.1	0	0.0	0	0.0	0	0.0
Other	23	3.1	34	4.8	35	4.6	40	4.9	49	6.2	49	6.7	45	5.9
TOTAL	736	100.0	708	100.0	765	100.0	815	100.0	792	100.0	735	100.0	768	100.0
AROOSTOCK														
District Court Bail Revised	10	1.5	13	2.7	15	3.7	9	2.4	12	3.8	13	3.2	18	3.8
District Court Bail Affirmed	5	0.8	3	0.6	7	1.7	6	1.6	8	2.5	4	1.0	8	1.7
Dismissed by Court	11	1.7	19	3.9	10	2.5	23	6.0	10	3.1	10	2.5	18	3.8
Dismissed by D.A. Rule 48(A)	203	31.0	115	23.5	112	27.5	67	17.5	54	17.0	79	19.7	85	18.1
Filed Case	19	2.9	14	2.9	8	2.0	15	3.9	7	2.2	8	2.0	9	1.9
Juvenile Appeal Denied	0	0.0	0	0.0	0	0.0	0	0.0	0	0.0	0	0.0	0	0.0
Juvenile Appeal Sustained	0	0.0	0	0.0	0	0.0	0	0.0	0	0.0	0	0.0	0	0.0
Juvenile Appeal, New Sentence	0	0.0	0	0.0	0	0.0	0	0.0	0	0.0	0	0.0	0	0.0
Not Guilty, Reason of Insanity	0	0.0	0	0.0	0	0.0	0	0.0	0	0.0	0	0.0	0	0.0
Probation Revoked	6	0.9	15	3.1	9	2.2	11	2.9	5	1.6	11	2.7	13	2.8
Convicted - Plea	323	49.3	232	47.3	193	47.3	191	50.0	150	47.2	209	52.0	215	45.8
Convicted - Jury Trial	19	2.9	29	5.9	23	5.6	32	8.4	37	11.6	32	8.0	42	9.0
Convicted - Jury Waived Trial	7	1.1	9	1.8	10	2.5	7	1.8	5	1.6	4	1.0	4	0.9
Acquitted - Jury Trial	9	1.4	18	3.7	11	2.7	9	2.4	8	2.5	5	1.2	17	3.6
Acquitted - Jury Waived Trial	0	0.0	1	0.2	2	0.5	0	0.0	0	0.0	1	0.2	0	0.0
Mistrial	1	0.2	0	0.0	0	0.0	1	0.3	1	0.3	0	0.0	0	0.0
Other	42	6.4	22	4.5	8	2.0	11	2.9	21	6.6	26	6.5	40	8.5
TOTAL	655	100.0	490	100.0	408	100.0	382	100.0	318	100.0	402	100.0	469	100.0

See notes on first page of this table.

SUPERIOR COURT - CRIMINAL DISPOSITIONS BY TYPE OF DISPOSITION

TABLE SC-23

TYPE OF DISPOSITION	1983	1983	1984	1984	1985	1985	1986	1986	1987	1987	1988	1988	FY'89	
	# DIS- POSED	DISPO- SITIONS %OF	# DIS- POSED	DISPO- SITIONS %OF	# DIS- POSED	DISPO- SITIONS %OF	# DIS- POSED	DISPO- SITIONS %OF	# DIS- POSED	DISPO- SITIONS %OF	# DIS- POSED	DISPO- SITIONS %OF	# DIS- POSED	DISPO- SITIONS %OF
CUMBERLAND														
District Court Bail Revised	26	1.3	50	2.7	63	3.2	76	3.3	92	3.6	98	5.0	82	3.4
District Court Bail Affirmed	7	0.3	14	0.7	12	0.6	17	0.7	27	1.1	11	0.6	14	0.6
Dismissed by Court	7	0.3	19	1.0	18	0.9	34	1.5	97	3.8	11	0.6	28	1.1
Dismissed by D.A. Rule 48(A)	800	39.1	610	32.5	622	31.5	758	32.5	806	31.5	633	32.2	797	32.6
Filed Case	2	0.1	3	0.2	3	0.2	5	0.2	4	0.2	3	0.2	9	0.4
Juvenile Appeal Denied	0	0.0	1	0.1	0	0.0	0	0.0	0	0.0	0	0.0	0	0.0
Juvenile Appeal Sustained	0	0.0	0	0.0	0	0.0	0	0.0	0	0.0	0	0.0	0	0.0
Juvenile Appeal, New Sentence	0	0.0	0	0.0	0	0.0	0	0.0	0	0.0	0	0.0	0	0.0
Not Guilty, Reason of Insanity	0	0.0	0	0.0	2	0.1	0	0.0	0	0.0	0	0.0	0	0.0
Probation Revoked	29	1.4	22	1.2	59	3.0	98	4.2	122	4.8	134	6.8	177	7.2
Convicted - Plea	1,017	49.7	1,013	54.0	1,038	52.6	1,206	51.7	1,200	46.9	948	48.2	1,203	49.2
Convicted - Jury Trial	40	2.0	28	1.5	38	1.9	31	1.3	50	2.0	36	1.8	33	1.3
Convicted - Jury Waived Trial	16	0.8	13	0.7	19	1.0	19	0.8	8	0.3	5	0.3	8	0.3
Acquitted - Jury Trial	19	0.9	22	1.2	20	1.0	24	1.0	15	0.6	13	0.7	17	0.7
Acquitted - Jury Waived Trial	2	0.1	7	0.4	3	0.2	3	0.1	4	0.2	2	0.1	4	0.2
Mistrial	1	0.0	0	0.0	2	0.1	1	0.0	2	0.1	2	0.1	3	0.1
Other	79	3.9	74	3.9	73	3.7	61	2.6	131	5.1	70	3.6	70	2.9
TOTAL	2,045	100.0	1,876	100.0	1,972	100.0	2,333	100.0	2,558	100.0	1,966	100.0	2,445	100.0
FRANKLIN														
District Court Bail Revised	17	3.7	5	1.3	6	1.1	14	2.4	4	0.7	22	4.7	27	5.0
District Court Bail Affirmed	0	0.0	0	0.0	1	0.2	0	0.0	0	0.0	5	1.1	5	0.9
Dismissed by Court	10	2.2	5	1.3	5	0.9	7	1.2	4	0.7	6	1.3	11	2.0
Dismissed by D.A. Rule 48(A)	145	31.7	108	28.0	189	35.6	161	27.4	162	28.5	141	30.3	156	28.9
Filed Case	30	6.6	38	9.8	32	6.0	40	6.8	26	4.6	16	3.4	40	7.4
Juvenile Appeal Denied	0	0.0	2	0.5	0	0.0	0	0.0	0	0.0	0	0.0	1	0.2
Juvenile Appeal Sustained	0	0.0	0	0.0	0	0.0	0	0.0	0	0.0	1	0.2	1	0.2
Juvenile Appeal, New Sentence	0	0.0	0	0.0	0	0.0	0	0.0	0	0.0	0	0.0	0	0.0
Not Guilty, Reason of Insanity	0	0.0	0	0.0	0	0.0	0	0.0	0	0.0	0	0.0	0	0.0
Probation Revoked	0	0.0	3	0.8	0	0.0	3	0.5	10	1.8	13	2.8	20	3.7
Convicted - Plea	217	47.5	198	51.3	252	47.5	331	56.4	326	57.4	219	47.1	241	44.7
Convicted - Jury Trial	7	1.5	8	2.1	15	2.8	7	1.2	8	1.4	11	2.4	9	1.7
Convicted - Jury Waived Trial	4	0.9	0	0.0	2	0.4	2	0.3	1	0.2	4	0.9	4	0.7
Acquitted - Jury Trial	4	0.9	9	2.3	3	0.6	6	1.0	5	0.9	8	1.7	7	1.3
Acquitted - Jury Waived Trial	4	0.9	2	0.5	3	0.6	0	0.0	1	0.2	3	0.6	1	0.2
Mistrial	2	0.4	1	0.3	3	0.6	2	0.3	0	0.0	3	0.6	1	0.2
Other	17	3.7	7	1.8	20	3.8	14	2.4	21	3.7	13	2.8	15	2.8
TOTAL	457	100.0	386	100.0	531	100.0	587	100.0	568	100.0	465	100.0	539	100.0

See notes on first page of this table.

SUPERIOR COURT - CRIMINAL DISPOSITIONS BY TYPE OF DISPOSITION

TABLE SC-23
(con't.)

TYPE OF DISPOSITION	1983	1983	1984	1984	1985	1985	1986	1986	1987	1987	1988	1988	FY'89	FY'89
	# DIS- POSED	%OF DISPO- SITIONS	# DIS- POSED	%OF DISPO- SITIONS	# DIS- POSED	%OF DISPO- SITIONS	# DIS- POSED	%OF DISPO- SITIONS	# DIS- POSED	%OF DISPO- SITIONS	# DIS- POSED	%OF DISPO- SITIONS	# DIS- POSED	%OF DISPO- SITIONS
District Court Bail Revised	0	0.0	0	0.0	0	0.0	2	0.6	1	0.4	1	0.3	1	0.3
District Court Bail Affirmed	0	0.0	2	1.0	0	0.0	1	0.3	0	0.0	0	0.0	0	0.0
Dismissed by Court	4	1.4	3	1.5	0	0.0	0	0.0	3	1.1	2	0.5	3	0.9
Dismissed by D.A. Rule 48(A)	82	28.7	51	26.2	92	30.3	101	32.8	89	34.1	109	27.5	87	26.0
Open Case	6	2.1	11	5.6	2	0.7	1	0.3	4	1.5	4	1.0	12	3.6
Juvenile Appeal Denied	1	0.3	0	0.0	0	0.0	0	0.0	0	0.0	0	0.0	0	0.0
Juvenile Appeal Sustained	0	0.0	0	0.0	0	0.0	0	0.0	0	0.0	0	0.0	0	0.0
Juvenile Appeal, New Sentence	0	0.0	0	0.0	0	0.0	0	0.0	0	0.0	0	0.0	0	0.0
Not Guilty, Reason of Insanity	0	0.0	0	0.0	0	0.0	0	0.0	0	0.0	0	0.0	0	0.0
Probation Revoked	2	0.7	5	2.6	8	2.6	5	1.6	1	0.4	7	1.8	11	3.3
Convicted - Plea	158	55.2	88	45.1	158	52.0	163	52.9	136	52.1	216	54.4	186	55.5
Convicted - Jury Trial	9	3.1	14	7.2	16	5.3	6	1.9	9	3.4	32	8.1	16	4.8
Convicted - Jury Waived Trial	4	1.4	2	1.0	6	2.0	7	2.3	0	0.0	4	1.0	2	0.6
Not Guilty - Jury Trial	7	2.4	0	0.0	5	1.6	6	1.9	4	1.5	4	1.0	4	1.2
Not Guilty - Jury Waived Trial	2	0.7	1	0.5	2	0.7	1	0.3	0	0.0	1	0.3	1	0.3
Not Guilty Trial	1	0.3	2	1.0	0	0.0	0	0.0	1	0.4	5	1.3	6	1.8
Other	10	3.5	16	8.2	15	4.9	15	4.9	13	5.0	12	3.0	6	1.8
TOTAL	286	100.0	195	100.0	304	100.0	308	100.0	261	100.0	397	100.0	335	100.0
District Court Bail Revised	19	2.0	16	1.9	30	3.7	28	3.5	15	2.5	23	3.2	15	2.0
District Court Bail Affirmed	14	1.5	10	1.2	11	1.3	13	1.6	8	1.3	7	1.0	11	1.5
Dismissed by Court	98	10.2	4	0.5	8	1.0	7	0.9	24	4.0	16	2.3	12	1.6
Dismissed by D.A. Rule 48(A)	156	16.2	151	17.8	132	16.1	121	15.2	74	12.4	117	16.5	141	18.6
Open Case	26	2.7	18	2.1	9	1.1	18	2.3	10	1.7	24	3.4	24	3.2
Juvenile Appeal Denied	1	0.1	0	0.0	3	0.4	0	0.0	1	0.2	0	0.0	0	0.0
Juvenile Appeal Sustained	0	0.0	1	0.1	0	0.0	0	0.0	1	0.2	0	0.0	0	0.0
Juvenile Appeal, New Sentence	0	0.0	0	0.0	0	0.0	0	0.0	0	0.0	0	0.0	0	0.0
Not Guilty, Reason of Insanity	1	0.1	13	1.5 (a)	2	0.2	2	0.3	1	0.2	0	0.0	0	0.0
Probation Revoked	22	2.3	21	2.5	33	4.0	44	5.5	48	8.1	42	5.9	45	5.9
Convicted - Plea	504	52.3	493	58.2	491	59.9	428	53.8	320	53.7	378	53.2	398	52.6
Convicted - Jury Trial	31	3.2	30	3.5	19	2.3	41	5.2	29	4.9	38	5.4	39	5.2
Convicted - Jury Waived Trial	10	1.0	16	1.9	13	1.6	6	0.8	9	1.5	12	1.7	4	0.5
Not Guilty - Jury Trial	16	1.7	9	1.1	15	1.8	17	2.1	13	2.2	11	1.5	13	1.7
Not Guilty - Jury Waived Trial	4	0.4	5	0.6	3	0.4	5	0.6	2	0.3	4	0.6	1	0.1
Not Guilty Trial	2	0.2	3	0.4	1	0.1	2	0.3	1	0.2	1	0.1	0	0.0
Other	60	6.2	57	6.7	50	6.1	64	8.0	40	6.7	37	5.2	54	7.1
TOTAL	964	100.0	847	100.0	820	100.0	796	100.0	596	100.0	710	100.0	757	100.0

See notes on first page of this table.

SUPERIOR COURT - CRIMINAL DISPOSITIONS BY TYPE OF DISPOSITION

TABLE SC-23
(con't.)

TYPE OF DISPOSITION	1983	1983	1984	1984	1985	1985	1986	1986	1987	1987	1988	1988	FY'89	FY'89
	# DIS- POSED	DISPO- SITIONS %OF	# DIS- POSED	DISPO- SITIONS %OF	# DIS- POSED	DISPO- SITIONS %OF	# DIS- POSED	DISPO- SITIONS %OF	# DIS- POSED	DISPO- SITIONS %OF	# DIS- POSED	DISPO- SITIONS %OF	# DIS- POSED	DISPO- SITIONS %OF
KNOX														
District Court Bail Revised	4	1.0	3	0.6	5	0.8	0	0.0	3	0.6	5	1.0	12	1.7
District Court Bail Affirmed	1	0.3	1	0.2	2	0.3	1	0.2	1	0.2	6	1.1	10	1.4
Dismissed by Court	26	6.7	14	2.7	8	1.3	17	2.9	25	4.6	24	4.6	26	3.7
Dismissed by D.A. Rule 48(A)	75	19.4	121	23.5	138	23.1	130	22.4	119	22.0	107	20.4	150	21.5
Filed Case	1	0.3	1	0.2	0	0.0	0	0.0	0	0.0	4	0.8	6	0.9
Juvenile Appeal Denied	0	0.0	0	0.0	0	0.0	0	0.0	0	0.0	2	0.4	2	0.3
Juvenile Appeal Sustained	0	0.0	0	0.0	1	0.2	0	0.0	0	0.0	0	0.0	0	0.0
Juvenile Appeal, New Sentence	0	0.0	0	0.0	0	0.0	0	0.0	0	0.0	0	0.0	0	0.0
Not Guilty, Reason of Insanity	0	0.0	0	0.0	0	0.0	0	0.0	1	0.2	0	0.0	0	0.0
Probation Revoked	0	0.0	11	2.1	8	1.3	5	0.9	8	1.5	6	1.1	6	0.9
Convicted - Plea	243	63.0	333	64.8	407	68.2	388	66.8	332	61.5	301	57.3	396	56.8
Convicted - Jury Trial	10	2.6	3	0.6	10	1.7	8	1.4	14	2.6	8	1.5	15	2.2
Convicted - Jury Waived Trial	7	1.8	4	0.8	3	0.5	7	1.2	7	1.3	12	2.3	14	2.0
Acquitted - Jury Trial	3	0.8	1	0.2	2	0.3	4	0.7	3	0.6	7	1.3	7	1.0
Acquitted - Jury Waived Trial	2	0.5	2	0.4	0	0.0	2	0.3	3	0.6	2	0.4	3	0.4
Mistrial	0	0.0	2	0.4	0	0.0	1	0.2	3	0.6	3	0.6	7	1.0
Other	14	3.6	18	3.5	13	2.2	18	3.1	21	3.9	38	7.2	43	6.2
TOTAL	386	100.0	514	100.0	597	100.0	581	100.0	540	100.0	525	100.0	697	100.0
LINCOLN														
District Court Bail Revised	0	0.0	0	0.0	4	1.0	2	0.3	0	0.0	4	0.9	4	0.9
District Court Bail Affirmed	1	0.4	2	0.6	1	0.3	2	0.3	0	0.0	2	0.5	1	0.2
Dismissed by Court	0	0.0	8	2.3	7	1.8	10	1.7	9	1.6	4	0.9	9	2.0
Dismissed by D.A. Rule 48(A)	54	22.6	126	36.1	106	27.7	167	27.7	122	22.3	86	19.5	85	18.8
Filed Case	0	0.0	0	0.0	0	0.0	0	0.0	0	0.0	1	0.2	0	0.0
Juvenile Appeal Denied	0	0.0	0	0.0	1	0.3	0	0.0	0	0.0	0	0.0	0	0.0
Juvenile Appeal Sustained	0	0.0	0	0.0	0	0.0	0	0.0	0	0.0	0	0.0	0	0.0
Juvenile Appeal, New Sentence	0	0.0	0	0.0	0	0.0	0	0.0	0	0.0	0	0.0	0	0.0
Not Guilty, Reason of Insanity	0	0.0	0	0.0	0	0.0	0	0.0	0	0.0	0	0.0	0	0.0
Probation Revoked	1	0.4	0	0.0	0	0.0	5	0.8	10	1.8	19	4.3	17	3.8
Convicted - Plea	162	67.8	187	53.6	201	52.5	367	60.9	296	54.0	277	62.7	301	66.7
Convicted - Jury Trial	6	2.5	4	1.1	12	3.1	12	2.0	23	4.2	14	3.2	9	2.0
Convicted - Jury Waived Trial	1	0.4	5	1.4	9	2.3	13	2.2	11	2.0	8	1.3	5	1.1
Acquitted - Jury Trial	2	0.8	10	2.9	9	2.3	11	1.8	10	1.8	4	0.9	4	0.9
Acquitted - Jury Waived Trial	0	0.0	2	0.6	8	2.1	1	0.2	1	0.2	2	0.5	2	0.4
Mistrial	0	0.0	0	0.0	0	0.0	0	0.0	1	0.2	0	0.0	0	0.0
Other	12	5.0	5	1.4	25	6.5	13	2.2	65	11.9	21	4.8	14	3.1
TOTAL	239	100.0	349	100.0	383	100.0	603	100.0	548	100.0	442	100.0	451	100.0

See notes on first page of this table.

SUPERIOR COURT - CRIMINAL DISPOSITIONS BY TYPE OF DISPOSITION

TABLE SC-23

(con't.)

TYPE OF DISPOSITION	1983	1983	1984	1984	1985	1985	1986	1986	1987	1987	1988	1988	FY'89	FY'89
	# DIS- POSED	DISPO- SITIONS %OF	# DIS- POSED	DISPO- SITIONS %OF	# DIS- POSED	DISPO- SITIONS %OF	# DIS- POSED	DISPO- SITIONS %Of	# DIS- POSED	DISPO- SITIONS %Of	# DIS- POSED	DISPO- SITIONS %OF	# DIS- POSED	DISPO- SITIONS %OF
OXFORD														
District Court Bail Revised	4	1.2	10	2.8	11	2.6	6	1.1	6	1.5	7	1.9	5	1.4
District Court Bail Affirmed	1	0.3	0	0.0	1	0.2	2	0.4	2	0.5	0	0.0	1	0.3
Dismissed by Court	20	5.9	16	4.5	16	3.8	22	4.0	15	3.7	10	2.7	7	1.9
Dismissed by D.A. Rule 48(A)	77	22.6	81	22.8	126	29.9	171	31.4	123	30.1	96	25.9	95	26.2
Filed Case	7	2.1	10	2.8	10	2.4	23	4.2	17	4.2	7	1.9	8	2.2
Juvenile Appeal Denied	0	0.0	0	0.0	0	0.0	0	0.0	1	0.2	0	0.0	0	0.0
Juvenile Appeal Sustained	0	0.0	0	0.0	0	0.0	0	0.0	0	0.0	0	0.0	0	0.0
Juvenile Appeal, New Sentence	0	0.0	0	0.0	0	0.0	0	0.0	0	0.0	0	0.0	0	0.0
Not Guilty, Reason of Insanity	0	0.0	0	0.0	0	0.0	0	0.0	0	0.0	0	0.0	0	0.0
Probation Revoked	8	2.4	5	1.4	8	1.9	20	3.7	8	2.0	20	5.4	24	6.6
Convicted - Plea	169	49.7	178	50.1	203	48.1	236	43.4	180	44.0	199	53.8	194	53.6
Convicted - Jury Trial	21	6.2	19	5.4	12	2.8	14	2.6	11	2.7	12	3.2	10	2.8
Convicted - Jury Waived Trial	12	3.5	11	3.1	2	0.5	17	3.1	14	3.4	6	1.6	3	0.8
Acquitted - Jury Trial	10	2.9	8	2.3	13	3.1	14	2.6	10	2.4	6	1.6	5	1.4
Acquitted - Jury Waived Trial	2	0.6	1	0.3	4	0.9	3	0.6	3	0.7	1	0.3	0	0.0
Mistrial	0	0.0	0	0.0	1	0.2	1	0.2	0	0.0	2	0.5	2	0.6
Other	9	2.6	16	4.5	15	3.6	15	2.8	19	4.6	4	1.1	8	2.2
TOTAL	340	100.0	355	100.0	422	100.0	544	100.0	409	100.0	370	100.0	362	100.0
PENOBSCOT														
District Court Bail Revised	2	0.3	1	0.1	16	2.2	20	2.1	16	1.5	25	2.1	29	2.5
District Court Bail Affirmed	3	0.4	6	0.7	5	0.7	2	0.2	8	0.7	12	1.0	10	0.9
Dismissed by Court	14	1.8	18	2.1	8	1.1	13	1.4	17	1.6	12	1.0	15	1.3
Dismissed by D.A. Rule 48(A)	215	28.3	175	20.8	173	24.0	197	20.9	265	24.6	247	20.9	243	20.9
Filed Case	1	0.1	0	0.0	0	0.0	0	0.0	0	0.0	0	0.0	0	0.0
Juvenile Appeal Denied	1	0.1	0	0.0	0	0.0	0	0.0	0	0.0	0	0.0	0	0.0
Juvenile Appeal Sustained	0	0.0	0	0.0	0	0.0	0	0.0	0	0.0	0	0.0	0	0.0
Juvenile Appeal, New Sentence	0	0.0	4	0.5	0	0.0	0	0.0	0	0.0	0	0.0	0	0.0
Not Guilty, Reason of Insanity	0	0.0	0	0.0	0	0.0	0	0.0	0	0.0	0	0.0	0	0.0
Probation Revoked	12	1.6	14	1.7	25	3.5	23	2.4	32	3.0	42	3.5	50	4.3
Convicted - Plea	373	49.1	510	60.5	374	51.9	517	54.8	565	52.4	653	55.2	636	54.6
Convicted - Jury Trial	50	6.6	45	5.3	46	6.4	60	6.4	53	4.9	62	5.2	54	4.6
Convicted - Jury Waived Trial	12	1.6	10	1.2	11	1.5	16	1.7	16	1.5	11	0.9	13	1.1
Acquitted - Jury Trial	10	1.3	16	1.9	13	1.8	17	1.8	24	2.2	21	1.8	19	1.6
Acquitted - Jury Waived Trial	3	0.4	4	0.5	7	1.0	10	1.1	5	0.5	4	0.3	1	0.1
Mistrial	2	0.3	2	0.2	3	0.4	4	0.4	4	0.4	5	0.4	2	0.2
Other	62	8.2	38	4.5	39	5.4	64	6.8	73	6.8	90	7.6	93	8.0
TOTAL	760	100.0	843	100.0	720	100.0	943	100.0	1,078	100.0	1,184	100.0	1,165	100.0

See notes on first page of this table.

SUPERIOR COURT - CRIMINAL DISPOSITIONS BY TYPE OF DISPOSITION

TABLE SC-23
(con't.)

TYPE OF DISPOSITION	1983	1983	1984	1984	1985	1985	1986	1986	1987	1987	1988	1988	FY'89	FY'89
	# DIS- POSED	%OF DISPO- SITIONS	# DIS- POSED	%OF DISPO- SITIONS	# DIS- POSED	%OF DISPO- SITIONS	# DIS- POSED	%OF DISPO- SITIONS	# DIS- POSED	%OF DISPO- SITIONS	# DIS- POSED	%OF DISPO- SITIONS	# DIS- POSED	%OF DISPO- SITIONS
PISCATAQUIS														
District Court Bail Revised	0	0.0	0	0.0	0	0.0	1	0.8	0	0.0	0	0.0	0	0.0
District Court Bail Affirmed	0	0.0	0	0.0	0	0.0	0	0.0	0	0.0	0	0.0	0	0.0
Dismissed by Court	0	0.0	1	1.1	4	2.3	2	1.5	2	1.5	0	0.0	0	0.0
Dismissed by D.A. Rule 48(A)	59	52.7	40	42.1	62	35.4	35	26.3	46	34.6	65	36.3	42	27.1
Filed Case	0	0.0	0	0.0	0	0.0	0	0.0	0	0.0	0	0.0	0	0.0
Juvenile Appeal Denied	0	0.0	0	0.0	0	0.0	0	0.0	0	0.0	1	0.6	1	0.6
Juvenile Appeal Sustained	0	0.0	0	0.0	0	0.0	0	0.0	0	0.0	0	0.0	0	0.0
Juvenile Appeal, New Sentence	0	0.0	0	0.0	0	0.0	0	0.0	0	0.0	0	0.0	0	0.0
Not Guilty, Reason of Insanity	0	0.0	0	0.0	0	0.0	0	0.0	0	0.0	0	0.0	0	0.0
Probation Revoked	0	0.0	2	2.1	1	0.6	0	0.0	2	1.5	3	1.7	1	0.6
Convicted - Plea	41	36.6	46	48.4	75	42.9	77	57.9	42	31.6	73	40.8	80	51.6
Convicted - Jury Trial	1	0.9	0	0.0	15	8.6	8	6.0	12	9.0	2	1.1	3	1.9
Convicted - Jury Waived Trial	6	5.4	0	0.0	4	2.3	2	1.5	8	6.0	1	0.6	2	1.3
Acquitted - Jury Trial	1	0.9	0	0.0	3	1.7	3	2.3	6	4.5	4	2.2	4	2.6
Acquitted - Jury Waived Trial	0	0.0	0	0.0	1	0.6	0	0.0	2	1.5	7	3.9	1	0.6
Mistrial	0	0.0	1	1.1	2	1.1	0	0.0	2	1.5	1	0.6	0	0.0
Other	4	3.6	5	5.3	8	4.6	5	3.8	11	8.3	22	12.3	21	13.5
TOTAL	112	100.0	95	100.0	175	100.0	133	100.0	133	100.0	179	100.0	155	100.0
SAGADAHOE														
District Court Bail Revised	1	0.5	3	0.8	4	1.1	6	1.3	1	0.3	11	2.8	7	1.8
District Court Bail Affirmed	0	0.0	1	0.3	1	0.3	0	0.0	0	0.0	5	1.3	5	1.3
Dismissed by Court	0	0.0	13	3.4	6	1.7	2	0.4	2	0.6	1	0.3	6	1.5
Dismissed by D.A. Rule 48(A)	71	35.5	122	32.4	84	23.6	60	12.8	59	16.5	99	25.1	90	22.6
Filed Case	0	0.0	0	0.0	0	0.0	0	0.0	0	0.0	0	0.0	0	0.0
Juvenile Appeal Denied	0	0.0	0	0.0	0	0.0	0	0.0	0	0.0	0	0.0	0	0.0
Juvenile Appeal Sustained	0	0.0	0	0.0	0	0.0	0	0.0	0	0.0	0	0.0	0	0.0
Juvenile Appeal, New Sentence	0	0.0	0	0.0	0	0.0	0	0.0	0	0.0	0	0.0	0	0.0
Not Guilty, Reason of Insanity	0	0.0	0	0.0	1	0.3	0	0.0	0	0.0	0	0.0	0	0.0
Probation Revoked	0	0.0	0	0.0	0	0.0	5	1.1	10	2.8	11	2.8	8	2.0
Convicted - Plea	100	50.0	195	51.7	179	50.3	146	31.1	99	27.7	204	51.6	196	49.2
Convicted - Jury Trial	7	3.5	9	2.4	17	4.8	8	1.7	6	1.7	21	5.3	23	5.8
Convicted - Jury Waived Trial	5	2.5	12	3.2	12	3.4	4	0.9	1	0.3	14	3.5	21	5.3
Acquitted - Jury Trial	2	1.0	6	1.6	2	0.6	4	0.9	4	1.1	6	1.5	6	1.5
Acquitted - Jury Waived Trial	5	2.5	4	1.1	6	1.7	1	0.2	1	0.3	2	0.5	2	0.5
Mistrial	4	2.0	1	0.3	0	0.0	0	0.0	0	0.0	2	0.5	2	0.5
Other	5	2.5	11	2.9	44	12.4	234	49.8	175	48.9	19	4.8	32	8.0
TOTAL	200	100.0	377	100.0	356	100.0	470	100.0	358	100.0	395	100.0	398	100.0

See notes on first page of this table.

TABLE SC-23
(con't.)

SUPERIOR COURT - CRIMINAL DISPOSITIONS BY TYPE OF DISPOSITION

TYPE OF DISPOSITION	1983	1983	1984	1984	1985	1985	1986	1986	1987	1987	1988	1988	FY'89	FY'89
	# DIS- POSED	DISPO- SITIONS %OF	# DIS- POSED	DISPO- SITIONS %OF	# DIS- POSED	DISPO- SITIONS %OF	# DIS- POSED	DISPO- SITIONS %OF	# DIS- POSED	DISPO- SITIONS %OF	# DIS- POSED	DISPO- SITIONS %OF	# DIS- POSED	DISPO- SITIONS %OF
SOMERSET														
District Court Bail Revised	30	3.5	31	4.2	15	2.0	25	3.4	17	1.7	26	2.8	30	3.0
District Court Bail Affirmed	2	0.2	1	0.1	5	0.7	4	0.5	0	0.0	10	1.1	7	0.7
Dismissed by Court	1	0.1	5	0.7	6	0.8	5	0.7	8	0.8	24	2.6	27	2.7
Dismissed by D.A. Rule 48(A)	191	22.1	166	22.3	125	16.3	123	16.8	181	17.6	179	19.6	197	19.4
Filed Case	29	3.4	27	3.6	23	3.0	8	1.1	25	2.4	21	2.3	29	2.9
Juvenile Appeal Denied	0	0.0	0	0.0	0	0.0	0	0.0	0	0.0	2	0.2	2	0.2
Juvenile Appeal Sustained	0	0.0	0	0.0	0	0.0	0	0.0	0	0.0	0	0.0	1	0.1
Juvenile Appeal, New Sentence	0	0.0	0	0.0	0	0.0	0	0.0	0	0.0	0	0.0	0	0.0
Not Guilty, Reason of Insanity	0	0.0	0	0.0	0	0.0	0	0.0	0	0.0	1	0.1	0	0.0
Probation Revoked	14	1.6	12	1.6	12	1.6	19	2.6	23	2.2	35	3.8	38	3.7
Convicted - Plea	516	59.8	416	55.8	500	65.3	452	61.7	679	66.0	535	58.5	624	61.5
Convicted - Jury Trial	13	1.5	10	1.3	22	2.9	18	2.5	17	1.7	21	2.3	21	2.1
Convicted - Jury Waived Trial	16	1.9	16	2.1	15	2.0	10	1.4	18	1.7	5	0.5	2	0.2
Acquitted - Jury Trial	7	0.8	8	1.1	10	1.3	9	1.2	13	1.3	13	1.4	10	1.0
Acquitted - Jury Waived Trial	8	0.9	6	0.8	10	1.3	5	0.7	7	0.7	6	0.7	1	0.1
Mistrial	6	0.7	0	0.0	1	0.1	0	0.0	2	0.2	6	0.7	7	0.7
Other	30	3.5	48	6.4	22	2.9	55	7.5	39	3.8	30	3.3	19	1.9
TOTAL	863	100.0	746	100.0	766	100.0	733	100.0	1,029	100.0	914	100.0	1,015	100.0
WALDO														
District Court Bail Revised	0	0.0	0	0.0	2	1.0	4	1.2	1	0.4	2	1.0	2	0.8
District Court Bail Affirmed	0	0.0	0	0.0	1	0.5	1	0.3	2	0.7	0	0.0	0	0.0
Dismissed by Court	5	2.3	5	1.6	1	0.5	0	0.0	3	1.1	3	1.5	4	1.6
Dismissed by D.A. Rule 48(A)	62	28.8	78	25.2	54	27.6	85	25.4	56	20.2	30	15.4	54	21.2
Filed Case	0	0.0	0	0.0	0	0.0	0	0.0	0	0.0	0	0.0	0	0.0
Juvenile Appeal Denied	2	0.9	0	0.0	0	0.0	0	0.0	0	0.0	1	0.5	1	0.4
Juvenile Appeal Sustained	0	0.0	0	0.0	0	0.0	0	0.0	0	0.0	0	0.0	0	0.0
Juvenile Appeal, New Sentence	0	0.0	0	0.0	0	0.0	0	0.0	0	0.0	0	0.0	0	0.0
Not Guilty, Reason of Insanity	1	0.5	0	0.0	0	0.0	0	0.0	0	0.0	0	0.0	0	0.0
Probation Revoked	1	0.5	1	0.3	3	1.5	14	4.2	4	1.4	6	3.1	3	1.2
Convicted - Plea	101	47.0	176	57.0	110	56.1	195	58.4	182	65.7	122	62.6	168	65.9
Convicted - Jury Trial	18	8.4	17	5.5	10	5.1	13	3.9	7	2.5	10	5.1	11	4.3
Convicted - Jury Waived Trial	6	2.8	9	2.9	4	2.0	6	1.8	2	0.7	0	0.0	0	0.0
Acquitted - Jury Trial	4	1.9	9	2.9	4	2.0	2	0.6	2	0.7	2	1.0	1	0.4
Acquitted - Jury Waived Trial	2	0.9	2	0.6	1	0.5	2	0.6	0	0.0	0	0.0	0	0.0
Mistrial	2	0.9	1	0.3	1	0.5	1	0.3	4	1.4	6	3.1	5	2.0
Other	11	5.1	11	3.6	5	2.6	11	3.3	14	5.1	13	6.7	6	2.4
TOTAL	215	100.0	309	100.0	196	100.0	334	100.0	277	100.0	195	100.0	255	100.0

See notes on first page of this table.

SUPERIOR COURT - CRIMINAL DISPOSITIONS BY TYPE OF DISPOSITION

TABLE SC-23
(con't.)

TYPE OF DISPOSITION	1983	1983	1984	1984	1985	1985	1986	1986	1987	1987	1988	1988	FY'89	FY'89
	# DIS-POSED	%OF DISPO-SITIONS	# DIS-POSED	%OF DISPO-SITIONS	# DIS-POSED	%OF DISPO-SITIONS	# DIS-POSED	%OF DISPO-SITIONS	# DIS-POSED	%OF DISPO-SITIONS	# DIS-POSED	%OF DISPO-SITIONS	# DIS-POSED	%OF DISPO-SITIONS
WASHINGTON														
District Court Bail Revised	0	0.0	0	0.0	0	0.0	0	0.0	2	0.5	0	0.0	1	0.3
District Court Bail Affirmed	0	0.0	0	0.0	0	0.0	1	0.4	0	0.0	0	0.0	1	0.3
Dismissed by Court	5	1.6	6	2.2	11	3.7	10	4.5	14	3.7	9	2.3	8	2.1
Dismissed by D.A. Rule 48(A)	96	30.1	54	19.7	76	25.4	53	23.8	89	23.3	111	27.9	88	22.6
Filed Case	3	0.9	10	3.6	2	0.7	1	0.4	2	0.5	5	1.3	5	1.3
Juvenile Appeal Denied	0	0.0	0	0.0	0	0.0	3	1.3	0	0.0	0	0.0	0	0.0
Juvenile Appeal Sustained	0	0.0	4	1.5	0	0.0	0	0.0	0	0.0	0	0.0	0	0.0
Juvenile Appeal, New Sentence	0	0.0	0	0.0	0	0.0	0	0.0	0	0.0	0	0.0	0	0.0
Not Guilty, Reason of Insanity	0	0.0	0	0.0	0	0.0	0	0.0	0	0.0	0	0.0	0	0.0
Probation Revoked	0	0.0	6	2.2	11	3.7	9	4.0	11	2.9	11	2.8	11	2.8
Convicted - Plea	177	55.5	144	52.6	156	52.2	112	50.2	191	50.0	212	53.3	218	56.0
Convicted - Jury Trial	8	2.5	15	5.5	7	2.3	12	5.4	27	7.1	17	4.3	24	6.2
Convicted - Jury Waived Trial	2	0.6	8	2.9	5	1.7	1	0.4	5	1.3	4	1.0	2	0.5
Acquitted - Jury Trial	10	3.1	4	1.5	10	3.3	8	3.6	8	2.1	3	0.8	5	1.3
Acquitted - Jury Waived Trial	0	0.0	1	0.4	1	0.3	1	0.4	0	0.0	3	0.8	0	0.0
Mistrial	1	0.3	2	0.7	2	0.7	0	0.0	1	0.3	0	0.0	2	0.5
Other	17	5.3	20	7.3	18	6.0	12	5.4	32	8.4	23	5.8	24	6.2
TOTAL	319	100.0	274	100.0	299	100.0	223	100.0	382	100.0	398	100.0	389	100.0
YORK														
District Court Bail Revised	4	0.4	5	0.5	12	1.2	19	1.4	50	2.8	69	4.8	77	4.8
District Court Bail Affirmed	4	0.4	3	0.3	4	0.4	10	0.8	6	0.3	14	1.0	16	1.0
Dismissed by Court	12	1.1	8	0.8	5	0.5	11	0.8	21	1.2	7	0.5	9	0.6
Dismissed by D.A. Rule 48(A)	535	47.6	421	41.7	417	42.4	566	42.9	742	41.0	480	33.7	527	33.2
Filed Case	1	0.1	7	0.7	9	0.9	0	0.0	20	1.1	48	3.4	30	1.9
Juvenile Appeal Denied	0	0.0	0	0.0	0	0.0	0	0.0	0	0.0	0	0.0	0	0.0
Juvenile Appeal Sustained	0	0.0	0	0.0	0	0.0	0	0.0	0	0.0	0	0.0	0	0.0
Juvenile Appeal, New Sentence	0	0.0	0	0.0	0	0.0	0	0.0	0	0.0	0	0.0	0	0.0
Not Guilty, Reason of Insanity	1	0.1	1	0.1	0	0.0	0	0.0	1	0.1	0	0.0	1	0.1
Probation Revoked	10	0.9	20	2.0	12	1.2	13	1.0	26	1.4	48	3.4	46	2.9
Convicted - Plea	469	41.7	424	42.0	381	38.7	548	41.5	694	38.4	579	40.6	703	44.3
Convicted - Jury Trial	19	1.7	27	2.7	27	2.7	20	1.5	56	3.1	42	2.9	38	2.4
Convicted - Jury Waived Trial	8	0.7	14	1.4	10	1.0	8	0.6	14	0.8	11	0.8	13	0.8
Acquitted - Jury Trial	9	0.8	5	0.5	11	1.1	20	1.5	22	1.2	20	1.4	25	1.6
Acquitted - Jury Waived Trial	0	0.0	9	0.9	4	0.4	4	0.3	6	0.3	7	0.5	6	0.4
Mistrial	0	0.0	0	0.0	3	0.3	1	0.1	5	0.3	5	0.4	6	0.4
Other	53	4.7	66	6.5	89	9.0	100	7.6	145	8.0	96	6.7	91	5.7
TOTAL	1,125	100.0	1,010	100.0	984	100.0	1,320	100.0	1,808	100.0	1,426	100.0	1,588	100.0

See notes on first page of this table.

SUPERIOR COURT -- CRIMINAL JURY TRIALS

TABLE SC-24

COUNTY	1981	1981	1982	1982	1983	1983	1984	1984	1985	1985	1986	1986	1987	1987	1988	1988	FY'89	FY'89
	No. of Trials	No. of Days	No. of Trials	No. of Days	No. of Trials	No. of Days	No. of Trials	No. of Days	No. of Trials	No. of Days	No. of Trials	No. of Days	No. of Trials	No. of Days	No. of Trials	No. of Days	No. of Trials	No. of Days
Androscoggin	36	57.5	34	61.5	35	67.0	33	49.5	29	42.5	40	73.0	36	72.0	40	56.0	39	54.0
Aroostook	32	36.0	32	44.0	31	40.0	43	43.5	31	42.5	38	35.5	40	48.0	31	37.0	54	58.0
Cumberland	52	126.5	46	98.0	59	135.5	56	112.5	90	169.5	57	120.0	70	105.0	52	93.5	55	83.5
Franklin	21	32.0	22	30.5	15	22.0	19	32.5	26	34.0	16	21.5	16	22.0	18	22.0	18	23.5
Hancock	16	20.0	21	35.0	16	23.0	17	34.0	19	26.5	15	21.0	14	26.5	24	49.0	22	34.5
Kennebec	54	54.5	48	73.0	48	68.0	38	71.5	31	50.0	57	91.5	41	72.5	43	63.5	49	55.5
Knox	13	33.0	11	27.0	12	14.5	11	15.0	12	25.5	11	15.5	20	40.5	16	40.0	25	61.5
Lincoln	17	44.0	10	12.0	9	23.5	16	27.5	20	31.0	34	51.0	32	67.0	23	76.5	19	50.5
Oxford	21	23.0	24	30.0	29	38.5	21	52.5	25	34.0	24	38.0	18	24.5	14	17.0	14	19.5
Penobscot	66	101.0	79	124.0	62	93.0	59	94.5	59	70.5	68	122.5	79	106.5	89	102.0	79	96.5
Piscataquis	3	5.0	5	8.5	2	2.0	2	7.0	13	15.5	11	19.5	19	34.0	8	12.0	8	14.5
Sagadahoc	12	18.0	10	15.0	7	16.0	15	24.0	19	26.0	12	18.0	9	15.5	20	37.5	25	49.0
Somerset	35	54.5	20	34.5	23	32.5	16	30.5	32	41.5	22	36.0	28	35.5	39	58.0	37	54.5
Waldo	12	16.0	10	24.5	20	25.0	29	27.0	18	26.0	16	26.5	10	17.5	13	26.0	18	31.0
Washington	26	41.0	30	43.0	26	25.0	18	36.0	24	30.0	18	17.0	31	40.5	17	17.5	24	24.5
York	38	54.0	43	84.5	29	59.5	27	34.0	42	66.5	46	72.0	74	101.5	67	89.5	72	93.0
TOTAL	454	716.0	445	745.0	423	685.0	420	691.5	490	731.5	485	778.5	537	829.0	514	797.0	558	803.5

-Includes cases filed and refiled.

-1981-1988: Calendar Year (January 1 - December 31)

-FY '89: Fiscal Year (July 1, 1988 - June 30, 1989)

-One trial may include more than one defendant.

-Due to construction, Sagadahoc held no jury trials from June 1986 through September 1987; most cases were transferred to Lincoln for trial. Androscoggin held no jury trials from through August 1987.

SUPERIOR COURT -- CRIMINAL JURY TRIALS BY TYPE OF CASE

TABLE SC-25

TYPE OF CASE	1983			1984			1985			1986			1987			1988			FY '89		
	No. of Jury Trials	No. of Jury Days	% of All Jury Trials	No. of Jury Trials	No. of Jury Days	% of All Jury Trials	No. of Jury Trials	No. of Jury Days	% of All Jury Trials	No. of Jury Trials	No. of Jury Days	% of All Jury Trials	No. of Jury Trials	No. of Jury Days	% of All Jury Trials	No. of Jury Trials	No. of Jury Days	% of All Jury Trials	No. of Jury Trials	No. of Jury Days	% of All Jury Trials
Transfer	187	222.5	44.2	198	218.5	47.1	231	245.0	47.1	221	242.0	45.6	245	278.0	45.8	264	324.0	51.4	286	329	55.6
Appeal	5	5.5	1.2	0	0.0	0.0	0	0.0	0.0	0	0.0	0.0	0	0.0	0.0	1	0.5	0.2	0	0	0
Boundover	12	26.0	2.8	12	31.0	2.9	17	29.0	3.5	17	33.0	3.5	21	49.0	3.9	5	14.5	1.0	11	23	2.1
Indictment	202	389.5	47.8	196	410.5	46.7	235	445.0	48.0	225	442.5	46.4	247	454.0	48.0	227	406.0	44.2	241	406	48.9
Information	4	9.0	0.9	7	10.0	1.7	0	0.0	0.0	1	3.0	0.2	7	16.5	1.3	1	1.0	0.2	3	6	3.2
Other	1	4.0	0.2	2	16.0	0.5	1	2.0	0.2	9	35.5	1.9	12	25.0	2.2	3	10.0	0.8	6	22	1.2
Refiling-New Trial	12	28.5	2.8	5	5.5	1.2	6	10.5	1.2	12	22.5	2.5	5	6.5	0.9	13	41.0	2.5	11	17.5	2.1
STATE TOTAL	423	685.0	100.0	420	691.5	100.0	490	731.5	100.0	485	778.5	100.0	537	829.0	100.0	514	797.0	100.0	558	803.5	100.0

NOTES:

-Includes cases filed and refiled.

-1983-1988: Calendar Year (January 1 - December 31)

-FY '89: Fiscal Year (July 1, 1988 - June 30, 1989)

-Trials counted by defendant.

-Percentages may not total 100.0 due to rounding.

-The boundovers are cases which were originally filed in the Superior Court as boundovers from the District Court, but which resulted in indictments in the Superior Court. (See Table SC-20).

-The decline in the number of appeals was due to the implementation of the "Single Trial Law". Effective January 1, 1982, this law provided that in Class D and E proceedings, the defendant may waive his right to jury trial and elect to be tried in the District Court, but that an appeal to the Superior Court following trial and conviction in the District Court may be only on questions of law. If the defendant demands a trial by jury, the case is then transferred to the Superior Court for trial. This new law resulted in an increased number of transfers and a reduced rate of appeal to the Superior Court.

SUPERIOR COURT -- CRIMINAL JURY WAIVED TRIALS

TABLE SC-26

COUNTY	1981	1981	1982	1982	1983	1983	1984	1984	1985	1985	1986	1986	1987	1987	1988	1988	FY '89	FY '89
	No. of Trials	No. of Days	No. of Trials	No. of Days	No. of Trials	No. of Days	No. of Trials	No. of Days	No. of Trials	No. of Days	No. of Trials	No. of Days	No. of Trials	No. of Days	No. of Trials	No. of Days	No. of Trials	No. of Days
Androscoggin	5	3.5	9	5.0	8	5.5	1	0.5	7	5.5	6	6.5	6	4.0	4	3.5	6	4.5
Aroostook	9	5.5	10	6.5	5	2.5	9	5.5	11	6.5	11	6.0	4	2.5	3	2.0	3	2.0
Cumberland	20	19.5	12	15.0	13	15.0	16	16.5	24	22.0	21	13.5	13	9.5	6	6.5	10	8.0
Franklin	12	6.0	6	3.5	7	4.0	2	1.0	4	2.0	0	0.0	2	1.0	6	3.0	5	5.0
Hancock	1	0.5	0	0.0	6	3.0	2	3.5	5	8.5	7	7.5	0	0.0	2	1.5	3	2.5
Kennebec	15	10.0	13	8.5	12	9.5	16	13.0	11	11.5	10	12.5	4	4.0	10	15.5	3	7.0
Knox	8	5.5	6	4.0	6	6.0	6	4.0	3	1.5	8	10.5	11	6.0	8	7.5	10	10.0
Lincoln	10	5.0	3	2.5	0	0.0	6	4.0	14	10.5	14	9.5	8	11.0	9	24.0	7	17.5
Oxford	5	3.0	5	2.5	6	3.5	5	4.0	5	2.5	10	5.5	11	6.0	5	2.5	3	1.5
Penobscot	23	22.5	20	23.5	15	13.5	12	15.0	15	26.5	19	15.0	20	19.5	14	11.0	13	10.5
Piscataquis	2	1.0	0	0.0	2	1.0	0	0.0	2	1.0	2	1.0	9	6.0	8	6.0	2	1.5
Sagadahoc	9	5.0	5	5.0	13	8.5	16	9.0	19	10.0	4	4.0	2	1.0	6	3.5	10	8.5
Somerset	19	12.0	19	10.0	24	12.0	17	9.5	21	13.0	15	11.5	18	19.5	10	20.5	3	2.5
Waldo	4	4.5	3	2.5	8	6.5	6	3.0	4	2.0	6	5.5	1	0.5	0	0.0	0	0.0
Washington	3	1.5	7	3.5	1	0.5	7	3.5	5	3.0	2	1.0	0	0.0	6	5.0	2	1.0
York	11	6.5	9	9.0	7	8.0	21	26.0	12	7.0	10	7.0	17	10.0	15	12.5	16	13.5
TOTAL	156	111.5	127	101.0	133	99.0	142	118.0	162	133.0	145	116.5	126	100.5	112	124.5	96	95.5

-Includes cases filed and refiled.

-1981-1988: Calendar Year (January 1 - December 31)

-FY '89: Fiscal Year (July 1, 1988 - June 30, 1989)

-One trial may include more than one defendant.

-Due to construction, Sagadahoc held no trials from June 1986 through September 1987; most cases were transferred to Lincoln for trial.

SUPERIOR COURT -- AVERAGE TIME TO CRIMINAL JURY TRIAL

TABLE SC-27

COURT	INDICTMENTS								TRANSFERS							
	AVERAGE NUMBER OF DAYS FROM FIRST APPEARANCE TO JURY TRIAL								AVERAGE NUMBER OF DAYS FROM FILING TO JURY TRIAL							
	1982	1983	1984	1985	1986	1987	1988	FY'89	1982	1983	1984	1985	1986	1987	1988	FY'89
Androscoggin	239	321	168	211	202	141	204	210	145	237	118	168	166	274	247	339
Aroostook	198	226	148	203	159	181	271	346	224	143	190	104	182	181	212	313
Cumberland	172	189	184	209	195	184	288	292	146	199	174	157	159	180	171	171
Franklin	139	269	116	172	207	152	245	220	208	167	256	153	169	122	170	165
Hancock	336	131	380	377	192	153	333	240	336	404	214	287	153	143	190	195
Kennebec	126	208	201	224	232	235	220	190	141	181	178	246	267	284	363	326
Knox	96	326	122	292	118	172	260	124	327	346	98	206	206	188	181	212
Lincoln	246	257	292	194	181	130	295	294	271	191	366	261	364	227	369	229
Oxford	277	322	275	312	216	190	89	110	241	301	370	278	260	208	205	155
Penobscot	212	213	210	132	148	128	116	134	123	126	162	123	146	74	105	91
Piscataquis	214	(a)	214	492	427	185	346	191	140	206	(a)	178	159	224	195	123
Sagadahoc	152	235	158	286	223	88	125	152	145	153	227	164	228	112	151	132
Somerset	139	152	115	126	182	121	77	34	90	123	88	141	188	200	203	175
Waldo	188	401	159	241	384	255	178	257	145	154	156	181	214	197	222	232
Washington	293	181	271	339	293	250	117	115	294	183	160	238	239	264	178	223
York	118	217	200	238	233	197	250	232	256	129	90	154	183	124	153	185
STATE AVG.	203	223	200	228	204	173	213	212	181	196	187	176	211	176	192	203

NOTES:

(a) During these years, Piscataquis had no applicable jury activity.

1982-1988: Calendar Year (January 1 - December 31)

FY'89: Fiscal Year (July 1, 1988 - June 30, 1989)

Cases counted by defendant.

Cases in which more than 15 days elapsed between the date of capias issuance and the first appearance date are not included. Also, any case in which more than 999 days has elapsed is recorded only as 999 days.

The "indictments" category does not include indictments in cases originally filed in Superior Court as boundovers from District Court.

SUPERIOR COURT -- AVERAGE TIME TO CRIMINAL DISPOSITION

TABLE SC-28

COURT	INDICTMENTS								TRANSFERS							
	AVERAGE NUMBER OF DAYS FROM FIRST APPEARANCE TO DISPOSITION								AVERAGE NUMBER OF DAYS FROM FILING TO DISPOSITION							
	1982	1983	1984	1985	1986	1987	1988	FY'89	1982	1983	1984	1985	1986	1987	1988	FY'89
Androscoggin	196	200	142	195	164	150	144	152	217	191	167	179	171	217	194	217
Aroostook	146	147	93	95	102	139	133	163	161	135	113	107	156	127	200	271
Cumberland	136	159	123	155	145	145	179	171	151	171	138	168	193	134	170	148
Franklin	149	167	148	171	114	118	166	164	157	138	157	120	112	101	118	122
Hancock	169	129	219	255	208	114	187	192	223	202	239	222	137	234	146	182
Kennebec	133	136	99	103	127	177	151	137	122	248	133	155	137	191	249	203
Knox	119	175	123	152	191	142	202	210	116	195	108	151	193	168	161	168
Lincoln	149	109	217	155	219	199	175	167	152	201	324	227	254	244	226	191
Oxford	185	236	291	189	207	140	148	133	181	248	324	215	178	127	127	110
Penobscot	161	141	131	95	99	89	93	68	95	108	111	78	85	58	58	56
Piscataquis	231	204	176	228	148	171	127	203	218	152	207	206	106	118	184	125
Sagadahoc	178	191	173	115	159	120	106	126	135	194	215	127	144	95	143	142
Somerset	75	93	109	106	138	116	60	31	89	86	68	78	120	124	103	97
Waldo	143	173	174	175	195	175	171	182	94	147	154	136	164	162	198	207
Washington	255	178	162	184	216	200	186	167	234	139	121	171	153	177	164	159
York	107	163	197	148	210	167	187	181	239	169	122	128	140	128	130	146
STATE AVG.	149	159	147	154	156	144	155	153	151	167	148	146	156	137	149	146

NOTES:
 1982-1988: Calendar Year (January 1 - December 31)
 FY'89: Fiscal Year (July 1, 1988 - June 30, 1989)
 Cases counted by defendant.
 Cases in which more than 15 days elapsed between the date of capias issuance and the first appearance date are not included. Also, any case in which more than 999 days has elapsed is recorded only as 999 days.
 The "indictments" category does not include indictments in cases originally filed in Superior Court as boundovers from District Court.

SUPERIOR COURT - ACTUAL TIME TO CRIMINAL DISPOSITION - 1988*

TABLE SC-29

FILING OR FIRST APPEARANCE TO DISPOSITION*

		NO. OF CASES 0 - 30 DAYS	NO. OF CASES 31 - 60 DAYS	NO. OF CASES 61 - 90 DAYS	NO. OF CASES 91 - 120 DAYS	NO. OF CASES 121 DAYS AND UP	TOTAL
ANDROSCOGGIN:	Indictments	24	36	48	56	136	300
	Transfers	0	11	14	17	92	134
ARCOOSTOOK:	Indictments	21	13	16	11	43	104
	Transfers	8	24	17	16	101	166
CUMBERLAND:	Indictments	81	39	45	68	336	569
	Transfers	20	22	71	176	525	814
FRANKLIN:	Indictments	2	7	7	3	31	50
	Transfers	14	51	63	49	120	297
HANCOCK:	Indictments	16	3	10	7	62	98
	Transfers	13	21	33	28	117	212
KENNEBEC:	Indictments	32	10	13	10	69	134
	Transfers	9	27	36	25	259	356
KNOX:	Indictments	6	6	2	9	35	58
	Transfers	13	6	11	22	257	309
LINCOLN:	Indictments	9	4	5	9	27	54
	Transfers	17	5	4	11	258	295
OXFORD	Indictments	12	13	28	7	45	105
	Transfers	9	15	19	35	82	160
PENOBSCOT:	Indictments	73	84	54	41	72	324
	Transfers	250	133	61	33	88	565
PISCATAQUIS:	Indictments	8	0	0	1	9	18
	Transfers	6	12	23	20	59	120
SAGADAHOC:	Indictments	12	14	6	5	22	59
	Transfers	3	11	25	47	178	264
SOMERSET:	Indictments	40	26	10	4	16	96
	Transfers	72	133	122	81	167	575
WALDO	Indictments	5	1	9	18	34	67
	Transfers	3	5	8	5	61	82
WASHINGTON:	Indictments	6	16	8	19	51	100
	Transfers	2	18	37	24	103	184
YORK:	Indictments	45	8	36	40	273	402
	Transfers	7	54	200	150	172	583
STATE TOTAL:	Indictments	392	280	297	308	1261	2538
	Transfers	446	548	744	739	2639	5116

*Calendar Year (January 1, 1988 - December 31, 1988)

Cases counted by defendant.

Indictments measured from first appearance date.

Transfers measured from filing date.

Cases in which more than 15 days elapsed between the date of capias issuance and the first appearance date are not included. Also, any case in which more than 999 days has elapsed is recorded only as 999 days.

The "indictments" category does not include indictments in cases originally filed in Superior Court as boundovers from District Court.

CRIMINAL DEFINITIONS

REFILING:

These are matters which have been previously disposed and which have been brought before the Superior Court for further action. For statistical purposes, such matters are limited to the following circumstances:

1. When a case remanded to the District Court returns to the Superior Court for further action.
2. When a case appealed to the Law Court returns to the Superior Court for further action.
3. When a mistrial occurs and a second trial is required; when a motion for a new trial is granted; or when a case, for any other reason, requires a trial after its original disposition.
4. When a probation revocation is filed.

TYPE OF CASE:

1. Bail Review: Review and hearing of bail set in the District Court by a justice of the Superior Court.
2. Transfer: A criminal matter removed from the District Court to the Superior Court after the defendant has been arraigned and entered a plea of not guilty in the District Court.
3. Appeal: A criminal matter removed from the District Court to the Superior Court after judgment has been entered in the District Court.
4. Boundover: An action filed in the Superior Court after probable cause has been found in the District Court, even if an indictment is filed subsequently.

5. Indictment: An action brought to the Superior Court for determination after the Grand Jury has found that the prosecutor has sufficient evidence to bring the case to trial.

6. Information: An action brought to the Superior Court for trial after the defendant has waived his right to be indicted by the Grand Jury and allows the prosecutor to proceed on a complaint describing the alleged offense.

7. Juvenile Appeal: A juvenile case removed to the Superior Court for review after judgment has been entered in the juvenile court.

8. Other: An action which is not included in any of the above categories, (e.g., motions to suppress in a District Court case, reviews of indigency determination, post-conviction reviews).

9. Refiling-Probation Revocation: A petition to revoke probation.

10. Refiling-New Trial: A previously tried matter requiring retrial.

TYPE OF DISPOSITION:

1. District Court Bail Revised: Bail set by the District Court is changed by a justice of the Superior Court.
2. District Court Bail Affirmed: Bail set by the District Court is maintained at the same level by a justice of the Superior Court.
3. Dismissed By Court: Dismissed by a justice of the Superior Court.
4. Dismissed by D.A. Rule 48(a): Dismissed by the District Attorney.

5. Filed Case: Upon consent of the defendant and District Attorney, the case is terminated without final judgment of guilt or innocence.

6. Juvenile Appeal Dispositions: A Superior Court justice affirms the order of adjudication of a juvenile crime and any other orders, or reverses the juvenile order and remands the matter for further proceedings.

7. Not Guilty, Reason Of Insanity: The judgment reflects a finding of insanity by either the court or a jury.

8. Probation Revoked: A justice finds that probation conditions have been violated and probation is revoked.

9. Convicted: There is a finding of guilty by either the court or a jury.

10. Acquitted: There is a finding of not guilty by either the court or a jury.

11. Mistrial: A justice rules that an erroneous or invalid trial has occurred.

12. Other: A disposition which is not included in any of the above categories (e.g., change of venue).

APPENDIX III

DISTRICT COURT

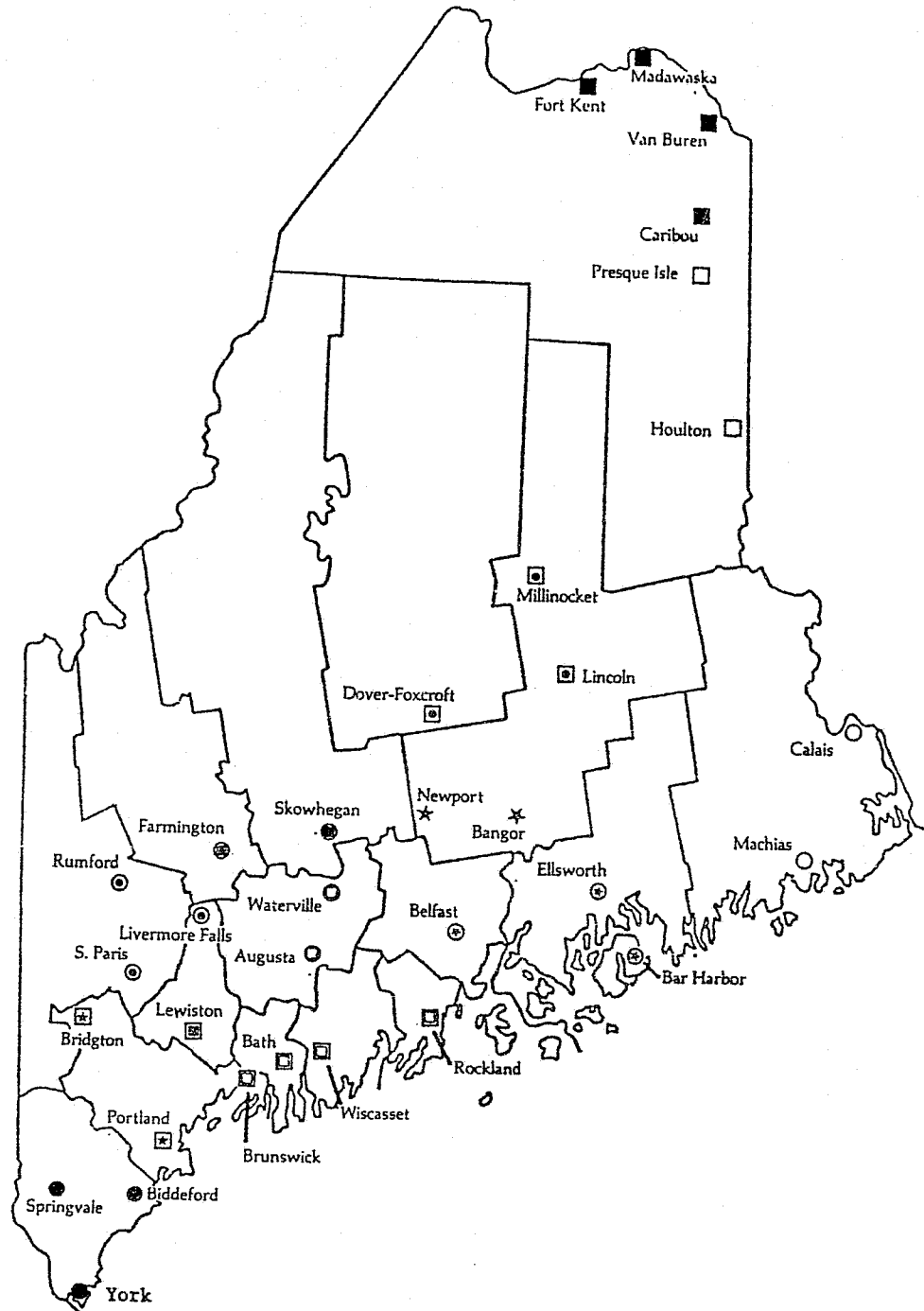
CASELOAD STATISTICS



State of Maine
District Court
Locations

Court Locations

■	District 1	▣	District 8
□	" 2	⊠	" 9
★	" 3	●	" 10
○	" 4	⊙	" 11
⊕	" 5	⊗	" 12
⊞	" 6	⊠	" 13
○	" 7		



DISTRICT COURT
NARRATIVE SUMMARY OF CASELOAD STATISTICS

The District Court Statistical Reporting System was established in July 1978 to collect information concerning filings, dispositions and various caseload activities by type of case, although the reporting of gross filings and dispositions began in fiscal year 1975. Beginning in 1982, only those statistics relating to filings, dispositions and waivers have been collected. Monthly statistical forms are manually completed by each District Court clerk and submitted to the Administrative Office of the Courts for manual compilation and analysis on a quarterly and annual basis. Some discrepancies have arisen during the past several years, primarily due to the enormous volume of cases being manually tallied. While the statistics may be less than 100% accurate, they do nevertheless indicate gross trends since 1980.

It should be noted that much judge and clerk activity occurs after judgment is entered and the case is reported as disposed which is not reflected in these figures. For instance, many divorce cases may require the processing and hearing of numerous motions which are not reported in the caseload statistics. Similarly, when judgment is entered in a small claims case, a disclosure (money judgment) is often filed, requiring a separate filing fee and considerable judge and clerk time. Since the disclosure is filed under the original small claims case docket number, it is never included as a distinct case in the caseload statistics. Consequently, actual judge and clerk workload is considerably higher than may be indicated simply from the statistical figures. As District Court operations become computerized, the collection of more detailed caseload statistics will be facilitated.

The following tables present statistics relating to District Court filings and dispositions for 16 case type categories, waivers and electronic recordings. Footnotes and case type definitions for these tables appear at the end of this section.

Two tables may need clarification. Table DC-3 (Filings, Excluding

"Civil Violations and Traffic Infractions") was prepared because civil violations and traffic infractions constitute such a significant portion of the District Court's caseload and generally require less than average judge-time and clerk time than other types of cases. The "waivers" detailed in Table DC-6 are disposed cases in which the defendant waives court appearance in favor of paying a fine. The bulk of these waivers are for civil violations and traffic infraction cases, but some sea and shore, and fish and game waivers are also included.

Statistical Analysis

During FY'89, there were more cases filed in the District Court than in any previous 12-month period. The 325,560 filings amounted to a 10.8% increase over 1987 levels. The courts located at Bar Harbor, Brunswick and Bridgton experienced increases greater than 20% between calendar years 1987 and 1988.

The case type entitled "civil violations and traffic infractions" accounts for the largest single type of case handled by the District Court. In FY'89 there were 149,359 such filings, an 8% increase over 1987. There were 126,489 waivers in FY'89.

DISTRICT COURT - TOTAL FILINGS

TABLE DC-1

	1980	1981	1982	1983	1984	1985	1986	1987	1988	%CHG. '87-'88	FY'89
DISTRICT 1: Caribou	3,683	3,459	3,577	2,809	2,528	2,626	3,060	3,183	3,627	13.9	4,053
Fort Kent	1,394	1,618	1,234	1,237	957	1,116	941	932	1,012	8.6	932
Madawaska	1,819	1,458	1,312	1,295	1,070	1,435	1,490	1,531	1,380	-9.9	1,331
Van Buren (a)	375	499	345	301	280	270	390	263	227	-13.7	274
Sub Total	7,271	7,034	6,468	5,642	4,835	5,447	5,881	5,909	6,246	5.7	6,590
DISTRICT 2: Houlton	5,125	5,863	4,630	3,795	3,183	3,270	3,639	4,018	4,546	13.1	4,517
Presque Isle	5,487	5,151	4,591	4,603	4,444	4,138	4,600	5,261	4,873	-7.4	5,261
Sub Total	10,612	11,014	9,221	8,398	7,627	7,408	8,239	9,279	9,419	1.5	9,778
DISTRICT 3: Bangor	16,172	15,920	16,123	15,071	15,408	17,896	21,017	22,360	23,500	5.1	24,371
Newport	4,998	3,931	3,497	3,988	4,030	4,183	4,655	6,254	6,779	8.4	6,924
Sub Total	21,170	19,851	19,620	19,059	19,438	22,079	25,672	28,614	30,279	5.8	31,295
DISTRICT 4: Calais	2,858	2,690	2,600	3,182	2,905	2,995	3,002	3,113	3,455	11.0	4,247
Machias	2,506	2,182	2,683	2,742	2,389	2,464	3,218	3,026	3,063	1.2	3,381
Sub Total	5,364	4,872	5,283	5,924	5,294	5,459	6,220	6,139	6,518	6.2	7,628
DISTRICT 5: Bar Harbor	1,437	1,486	1,442	1,186	1,245	1,587	1,832	1,794	2,188	22.0	2,523
Belfast (d)	4,379	4,421	4,244	3,766	3,229	3,916	4,547	5,366	5,311	-1.0	5,663
Ellsworth	5,486	5,668	6,458	6,251	5,620	5,876	6,039	6,722	7,452	10.9	7,639
Sub Total	11,302	11,575	12,144	11,203	10,094	11,379	12,418	13,882	14,951	7.7	15,825
DISTRICT 6: Bath	6,882	6,548	5,480	6,254	4,734	4,825	4,725	5,696	6,017	5.6	6,123
Brunswick	9,885	9,190	8,578	9,028	7,343	7,337	7,348	8,572	10,863	26.7	10,073
Rockland	5,575	5,474	5,972	5,311	6,252	6,341	6,131	6,699	6,569	-1.9	6,793
Wiscasset	4,609	4,718	4,753	4,536	3,897	4,938	4,428	5,048	4,771	-5.5	4,583
Sub Total	26,951	25,930	24,783	25,129	22,226	23,441	22,632	26,015	28,220	8.5	27,572

Footnotes appear at the end of this section.

DISTRICT COURT - TOTAL FILINGS

TABLE DC-1
(con't.)

	1980	1981	1982	1983	1984	1985	1986	1987	1988	%CHG. '87-'88	FY'89
DISTRICT 7: Augusta	16,586	15,336	14,387	13,345	13,454	17,285	18,460	20,330	20,583	1.2	19,375
Waterville	6,810	7,083	7,363	8,398	8,237	10,919	11,048	11,148	12,375	11.0	12,839
Sub Total	23,396	22,419	21,750	21,743	21,691	28,204	29,508	31,478	32,958	4.7	32,214
DISTRICT 8: Lewiston	17,819	17,320	16,850	17,834	17,875	22,961	20,968	23,928	24,291	1.5	24,046
Sub Total	17,819	17,320	16,850	17,834	17,875	22,961	20,968	23,928	24,291	1.5	24,046
DISTRICT 9: Bridgton	3,488	2,996	2,871	3,155	2,988	2,579	3,339	4,719	5,765	22.2	5,830
Portland	37,811	40,290	37,361	44,344	41,057	45,141	56,110	58,257	67,714	16.2	67,054
Sub Total	41,299	43,286	40,232	47,499	44,045	47,720	59,449	62,976	73,479	16.7	72,884
DISTRICT 10: Biddeford	17,851	17,653	14,625	16,631	18,115	21,415	22,360	25,927	30,382	17.2	30,476
Springvale	7,150	6,658	6,162	7,675	7,245	8,059	8,980	9,391	10,136	7.9	10,245
York	9,841	9,314	9,191	11,803	13,178	14,918	14,122	14,753	15,989	8.4	16,543
Sub Total	34,842	33,625	29,978	36,109	38,538	44,392	45,462	50,071	56,507	12.9	57,264
DISTRICT 11: Livermore Falls	1,473	1,600	1,638	1,536	1,577	1,518	1,701	2,036	2,405	18.1	2,554
Rumford	3,805	3,760	3,591	3,258	2,743	3,075	3,467	4,114	3,730	-9.3	4,149
South Paris	2,858	2,800	2,983	3,189	2,793	3,513	4,040	4,453	4,633	4.0	5,160
Sub Total	8,136	8,160	8,212	7,983	7,113	8,106	9,208	10,603	10,768	1.6	11,863
DISTRICT 12: Farmington	4,031	5,107	4,891	4,440	4,632	4,744	4,290	4,528	5,273	16.5	5,762
Skowhegan	8,794	9,248	7,738	8,304	8,669	8,676	9,176	9,424	10,715	13.7	11,234
Sub Total	12,825	14,355	12,629	12,744	13,301	13,420	13,466	13,952	15,988	14.6	16,996
DISTRICT 13: Dover-Foxcroft	2,998	2,856	3,019	3,061	3,048	3,318	3,463	4,224	4,487	6.2	4,287
Lincoln	4,027	3,361	3,274	3,168	3,227	3,061	3,085	3,710	4,373	17.9	4,326
Millinocket	3,145	2,865	2,008	2,424	2,365	2,474	2,684	3,116	3,073	-1.4	2,992
Sub Total	10,170	9,082	8,301	8,653	8,640	8,853	9,232	11,050	11,933	8.0	11,605
TOTAL	231,157	228,523	215,471	227,920	220,717	248,869	268,355	293,896	321,557	9.4	325,560

Footnotes appear at the end of this section.

**DISTRICT COURT - TOTAL FILINGS IN THE
TEN LARGEST COURT LOCATIONS: 1980 - 1988 and FY'89**

TABLE DC-2

	1980	1981	1982	1983	1984	1985	1986	1987	1988	FY'89
Portland	37,811	40,290	37,361	44,344	41,057	45,141	56,110	58,257	67,714	67,054
Biddeford	17,851	17,653	14,625	16,631	18,115	21,415	22,360	25,927	30,382	30,476
Lewiston	17,819	17,320	16,850	17,834	17,875	22,961	20,968	23,928	24,291	24,046
Bangor	16,172	15,920	16,123	15,071	15,408	17,896	21,017	22,360	23,500	24,371
Augusta	16,586	15,336	14,387	13,345	13,454	17,285	18,460	20,330	20,583	19,375
York	9,841	9,314	9,191	11,803	13,178	14,918	14,122	14,753	15,989	16,543
Waterville	6,810	7,083	7,363	8,398	8,237	10,919	11,048	11,148	12,375	12,839
Brunswick	9,885	9,190	8,578	9,028	7,343	7,337	7,348	8,572	10,863	10,073
Skowhegan	8,794	9,248	7,738	8,304	8,669	8,676	9,176	9,424	10,715	11,234
Springvale	7,150	6,658	6,162	7,675	7,245	8,059	8,980	9,391	10,136	10,245
TOTAL	148,719	148,012	138,378	152,433	150,581	174,607	189,589	204,090	226,548	226,256
% of Total District Court Filings	64.3	64.8	64.2	66.9	68.2	70.2	70.6	69.4	70.5	69.5

DISTRICT COURT FILINGS - EXCLUDING "CIVIL VIOLATIONS AND TRAFFIC INFRACTIONS"

TABLE DC-3

	1980	1981	1982	1983	1984	1985	1986	1987	1988	%CHG. '87-'88	FY'89
DISTRICT 1: Caribou	2,576	2,487	2,376	1,825	1,641	1,797	2,040	2,174	2,409	10.8	2,629
Fort Kent	935	935	671	646	447	496	508	461	400	-13.2	363
Madawaska	1,301	969	859	974	792	968	965	1,044	963	-7.8	898
Van Buren (a)	230	267	210	157	152	142	218	158	128	-19.0	122
Sub Total	5,042	4,658	4,116	3,602	3,032	3,403	3,731	3,837	3,900	1.6	4,012
DISTRICT 2: Houlton	3,133	3,702	3,198	2,516	2,108	2,097	2,231	2,509	2,743	9.3	2,868
Presque Isle	3,862	3,706	3,374	3,294	3,143	3,108	3,128	3,361	3,100	-7.8	3,271
Sub Total	6,995	7,408	6,572	5,810	5,251	5,205	5,359	5,870	5,843	-0.5	6,139
DISTRICT 3: Bangor	10,785	10,431	10,436	10,038	9,823	10,384	10,496	10,978	12,543	14.3	13,587
Newport	2,091	1,902	1,659	1,814	1,788	1,799	1,949	2,339	2,689	15.0	2,689
Sub Total	12,876	12,333	12,095	11,852	11,611	12,183	12,445	13,317	15,232	14.4	16,276
DISTRICT 4: Calais	1,985	2,035	2,002	2,080	2,001	2,030	2,097	2,196	2,068	-5.8	2,472
Machias	1,733	1,656	2,078	2,041	1,878	2,040	2,551	1,880	2,050	9.0	2,195
Sub Total	3,718	3,691	4,080	4,121	3,879	4,070	4,648	4,076	4,118	1.0	4,667
DISTRICT 5: Bar Harbor	922	914	839	762	863	928	1,052	1,157	1,319	14.0	1,422
Belfast (d)	3,159	3,067	2,937	2,700	2,388	2,847	2,993	3,027	3,396	12.2	3,655
Ellsworth	3,654	3,677	3,959	3,784	3,471	3,837	3,701	3,957	4,385	10.8	4,422
Sub Total	7,735	7,658	7,735	7,246	6,722	7,612	7,746	8,141	9,100	11.8	9,499
DISTRICT 6: Bath	3,635	3,592	3,282	3,095	2,549	2,616	2,753	3,173	3,286	3.6	3,282
Brunswick	4,350	4,644	4,020	4,093	3,231	3,279	3,301	3,635	4,341	19.4	4,411
Rockland	4,286	4,078	4,325	4,031	4,486	4,378	4,416	4,487	4,407	-1.8	4,564
Wiscasset	2,829	2,973	3,034	2,761	2,432	2,687	2,455	2,785	2,972	6.7	3,125
Sub Total	15,100	15,287	14,661	13,980	12,698	12,960	12,925	14,080	15,006	6.6	15,382

Footnotes appear at the end of this section.

DISTRICT COURT FILINGS--EXCLUDING "CIVIL VIOLATIONS AND TRAFFIC INFRACTIONS"

TABLE DC-3
(con't.)

	1980	1981	1982	1983	1984	1985	1986	1987	1988	%CHG. '87-'88	FY'89
DISTRICT 7: Augusta	8,528	9,563	7,728	7,752	7,365	8,256	9,448	9,045	10,059	11.2	10,334
Waterville	4,759	5,180	5,363	5,471	5,387	5,962	5,733	5,980	7,380	23.4	7,721
Sub Total	13,287	14,743	13,091	13,223	12,752	14,218	15,181	15,025	17,439	16.1	18,055
DISTRICT 8: Lewiston	11,333	12,081	11,260	10,267	9,290	11,009	10,509	12,433	12,783	2.8	13,473
Sub Total	11,333	12,081	11,260	10,267	9,290	11,009	10,509	12,433	12,783	2.8	13,473
DISTRICT 9: Bridgton	1,737	1,692	1,951	1,972	1,837	1,720	2,292	2,553	2,690	5.4	2,986
Portland	21,867	24,130	21,673	23,526	21,551	23,315	25,119	28,042	29,939	6.8	31,167
Sub Total	23,604	25,822	23,624	25,498	23,388	25,035	27,411	30,595	32,629	6.6	34,153
DISTRICT 10: Biddeford	9,027	9,058	8,796	8,986	9,419	11,233	10,892	12,541	13,531	7.9	14,002
Springvale	4,408	4,405	4,196	4,710	4,663	5,691	6,162	5,819	6,169	6.0	6,322
York	5,703	5,927	5,986	7,310	7,391	8,125	7,275	6,922	8,744	26.3	9,399
Sub Total	19,138	19,390	18,978	21,006	21,473	25,049	24,329	25,282	28,444	12.5	29,723
DISTRICT 11: Livermore Falls	868	1,188	1,052	920	837	929	1,109	1,263	1,372	8.6	1,416
Rumford	3,042	2,868	2,636	2,261	2,031	2,340	2,571	2,929	2,508	-14.4	2,632
South Paris	2,208	2,334	2,468	2,646	2,108	2,810	3,102	3,493	3,332	-4.6	3,802
Sub Total	6,118	6,390	6,156	5,827	4,976	6,079	6,782	7,685	7,212	-6.2	7,850
DISTRICT 12: Farmington	2,717	3,019	3,077	2,794	2,919	3,047	2,908	3,016	3,255	7.9	3,604
Skowhegan	5,267	5,718	5,137	5,588	5,448	5,638	6,192	6,429	7,100	10.4	7,492
Sub Total	7,984	8,737	8,214	8,382	8,367	8,685	9,100	9,445	10,355	9.6	11,096
DISTRICT 13: Dover-Foxcroft	2,325	2,315	2,265	2,112	2,013	2,131	2,176	2,491	2,638	5.9	2,531
Lincoln	1,529	1,352	1,470	1,283	1,291	1,215	1,316	1,637	1,734	5.9	1,812
Millinocket	2,021	1,901	1,371	1,561	1,559	1,533	1,345	1,600	1,456	-9.0	1,533
Sub Total	5,875	5,568	5,106	4,956	4,863	4,879	4,837	5,728	5,828	1.7	5,876
STATE TOTAL	138,805	143,766	135,688	135,770	128,302	140,387	145,003	155,514	167,889	8.0	176,201

Footnotes appear at the end of this section.

DISTRICT COURT - CHILD PROTECTIVE CASELOAD (a)

TABLE DC-4

	1986	1987	1988	FY'89		1986	1987	1988	FY'89
<u>DISTRICT 1:</u>					<u>DISTRICT 9:</u>				
-Caribou	19	22	13	15	-Bridgton	13	11	7	6
-Fort Kent	(b)	(b)	(b)	(b)	-Portland	99	98	92	72
-Madawaska	29	13	10	10	Sub Total	112	109	99	78
-Van Buren	(b)	(b)	(b)	(b)	<u>DISTRICT 10:</u>				
Sub Total	48	35	23	25	-Biddeford	60	45	40	42
<u>DISTRICT 2:</u>					-Springvale	34	29	20	18
-Houlton	18	12	17	32	-York	9	5	4	2
-Presque Isle	25	20	13	14	Sub Total	103	79	64	62
Sub Total	43	32	30	46	<u>DISTRICT 11:</u>				
<u>DISTRICT 3:</u>					-Livermore Falls	10	3	3	2
-Bangor	80	63	65	83	-Rumford	6	12	3	4
-Newport	14	15	10	9	-South Paris	2	4	5	2
Sub Total	94	78	75	92	Sub Total	18	19	11	8
<u>DISTRICT 4:</u>					<u>DISTRICT 12:</u>				
-Calais	10	7	10	7	-Farmington	11	7	6	7
-Machias	14	8	13	11	-Skowhegan	39	25	31	24
Sub Total	24	15	23	18	Sub Total	50	32	37	31
<u>DISTRICT 5:</u>					<u>DISTRICT 13:</u>				
-Bar Harbor	4	2	3	4	-Dover-Foxcroft	13	2	14	17
-Belfast	15	21	15	18	-Lincoln	4	0	6	13
-Ellsworth	18	20	19	28	-Millinocket	4	4	13	16
Sub Total	37	43	37	50	Sub Total	21	6	33	46
<u>DISTRICT 6:</u>					STATE TOTAL				
-Bath	6	9	13	18		727	594	554	580
-Brunswick	7	3	10	6	These cases are also included on Table DC-5 (under				
-Rockland	17	8	15	6	"General Civil" in 1980-1987 and as a separate				
-Wiscasset	11	4	1	2	"protective custody" category in 1988 and FY'89).				
Sub Total	41	24	39	32	(a) Reflects the number of complaints filed in the				
<u>DISTRICT 7:</u>					District Court by the State Department of Human				
-Augusta	49	51	21	23	Services alleging child abuse or neglect. Figures do				
-Waterville	27	18	12	15	not reflect total number of individual children under				
Sub Total	76	69	33	38	protection (except in Bangor), as some complaints				
<u>DISTRICT 8:</u>					include more than one child per family.				
-Lewiston	60	53	50	54	(b) These courts handle only criminal caseload.				
Sub Total	60	53	50	54					

DISTRICT COURT CASELOAD BY TYPE OF CASE

TABLE DC-5

STATE TOTAL	FILINGS									%CHANGE '87-'88	FY'89
	1980	1981	1982	1983	1984	1985	1986	1987	1988		
-General Civil	14,013	14,542	13,324	12,481	12,263	12,100	12,013	13,567	10,106	-25.5	10,488
-Forcible Entry	n/a	n/a	n/a	n/a	n/a	n/a	n/a	n/a	3,022	n/a	3,150
-Land Use	n/a	n/a	n/a	n/a	n/a	n/a	n/a	n/a	132	n/a	158
-Money Judgments	6,821	5,530	4,705	4,903	3,883	3,801	3,758	3,519	4,245	20.6	4,148
-Small Claims	20,132	21,063	22,174	24,051	22,718	24,880	26,981	25,734	26,012	1.1	27,582
-Protection From Abuse	0	0	1,574	2,107	2,556	2,751	3,223	3,566	3,430	-3.8	3,682
-Divorce	7,591	7,742	6,992	7,001	7,511	7,370	6,988	7,310	7,377	0.9	7,395
-Protection From Harassment	n/a	n/a	n/a	n/a	n/a	n/a	n/a	n/a	2,974	n/a	3,393
-Other Family Matters	n/a	n/a	n/a	n/a	n/a	n/a	n/a	n/a	1,360	n/a	1,359
-Protective Custody	n/a	n/a	n/a	n/a	n/a	n/a	n/a	n/a	554	n/a	580
-Mental Health	898	682	811	712	1,054	1,072	1,068	1,016	1,046	3.0	1,000
Sub Total	49,455	49,559	49,580	50,815	49,985	51,974	54,031	54,712	60,258	10.1	62,935
-Juvenile	3,961	3,864	3,405	3,240	3,065	3,896	3,840	4,224	4,717	11.7	5,070
-Criminal A,B,C	3,035	2,962	3,338	3,399	3,556	3,960	4,117	4,263	4,936	15.8	5,255
-Criminal D,E	26,279	26,521	27,287	27,017	27,418	32,998	34,096	29,439	30,430	3.4	32,030
-Traffic Criminal	56,074	60,860	52,078	51,291	44,278	47,559	48,917	62,876	67,548	7.4	70,911
Sub Total	89,349	94,207	86,108	84,947	78,317	88,413	90,970	100,802	107,631	6.8	113,266
-Civil Violations/Traffic Inf.	92,353	84,757	79,783	92,158	92,415	108,482	123,354	138,382	153,668	11.0	149,359
TOTAL	231,157	228,523	215,471	227,920	220,717	248,869	268,355	293,896	321,557	9.4	325,560

NOTES:

In late September 1987, a law became effective establishing a new "Protection from Harassment" type of case. During the October through December 1987 period, a total of 429 protection from harassment cases were filed and 288 disposed. They are included in the "civil" category in 1987 but are separately reported in 1988.

Prior to 1988, FORCIBLE ENTRY, LAND USE, PROTECTION FROM HARASSMENT, OTHER FAMILY MATTERS (paternity, emancipation, support of children of unmarried parents), and PROTECTIVE CUSTODY, were included in the GENERAL CIVIL category. As a result, increased numbers of dispositions (perhaps greater than filings listed in these particular cases) may appear in these case types. This is because they are recorded as disposed by their specific type in 1988, but previously recorded as filed under the general civil category in 1987. Similarly, the number of filings and dispositions in the general civil category are lower than in previous years, since many case types previously included are now being recorded in a separate category.

Family abuse filings and dispositions were counted in the "General Civil" category in 1981.

Footnotes and case type definitions appear at the end of this section.

DISTRICT COURT CASELOAD BY TYPE OF CASE

TABLE DC-5
(con't.)

STATE TOTAL	DISPOSITIONS									% CHANGE '87-'88	FY'89
	1980	1981	1982	1983	1984	1985	1986	1987	1988		
-General Civil	12,457	15,063	14,034	12,781	12,829	11,997	11,940	12,461	10,428	-16.3	9,441
-Forcible Entry	n/a	n/a	n/a	n/a	n/a	n/a	n/a	n/a	2,702	n/a	2,671
-Land Use	n/a	n/a	n/a	n/a	n/a	n/a	n/a	n/a	56	n/a	92
-Money Judgments	6,620	5,717	4,590	4,365	3,593	3,103	4,165	4,335	4,927	13.7	4,195
-Small Claims	17,509	18,713	20,694	23,093	20,977	22,616	24,050	24,076	23,908	-0.7	24,240
-Protection From Abuse	0	0	1,422	1,954	2,064	2,274	2,819	3,202	2,945	-8.0	3,243
-Divorce	7,526	8,454	6,751	6,990	6,840	7,243	6,661	7,238	7,253	0.2	7,301
-Protection From Harassment	n/a	n/a	n/a	n/a	n/a	n/a	n/a	n/a	2,464	n/a	2,941
-Other Family Matters	n/a	n/a	n/a	n/a	n/a	n/a	n/a	n/a	764	n/a	885
-Protective Custody	n/a	n/a	n/a	n/a	n/a	n/a	n/a	n/a	396	n/a	397
-Mental Health	897	737	760	722	990	1,030	1,104	947	781	-17.5	713
Sub Total	45,009	48,684	48,251	49,905	47,293	48,263	50,739	52,259	56,624	8.4	56,119
-Juvenile	3,939	3,795	3,148	3,325	2,920	3,276	3,392	3,379	4,073	20.5	4,453
-Criminal A,B,C	2,543	2,971	3,120	3,137	3,113	3,612	3,593	3,866	4,149	7.3	4,620
-Criminal D,E	25,027	26,368	27,646	26,915	24,664	28,128	29,506	25,692	27,279	6.2	29,151
-Traffic Criminal	49,485	58,420	52,827	51,813	44,071	45,979	47,186	57,647	64,066	11.1	67,902
Sub Total	80,994	91,554	86,741	85,190	74,768	80,995	83,677	90,584	99,567	9.9	106,126
-Civil Violations/Traffic Inf.	96,308	85,996	80,261	89,417	91,173	106,395	122,429	134,713	150,300	11.6	148,024
TOTAL	222,311	226,234	215,253	224,512	213,234	235,653	256,845	277,556	306,491	10.4	310,269

NOTES:

In late September 1987, a law became effective establishing a new "Protection from Harassment" type of case. During the October through December 1987 period, a total of 429 protection from harassment cases were filed and 288 disposed. They are included in the "civil" category in 1987 but are separately reported in 1988.

Prior to 1988, FORCIBLE ENTRY, LAND USE, PROTECTION FROM HARASSMENT, OTHER FAMILY MATTERS (paternity, emancipation, support of children of unmarried parents), and PROTECTIVE CUSTODY, were included in the GENERAL CIVIL category. As a result, increased numbers of dispositions (perhaps greater than filings listed in these particular cases) may appear in these case types. This is because they are recorded as disposed by their specific type in 1988, but previously recorded as filed under the general civil category in 1987. Similarly, the number of filings and dispositions in the general civil category are lower than in previous years, since many case types previously included are now being recorded in a separate category.

Family abuse filings and dispositions were counted in the "General Civil" category in 1981.

Footnotes and case type definitions appear at the end of this section.

TABLE DC-5
(cont.)

DISTRICT I CARBON	FILINGS										DISPOSITIONS									
	1980	1981	1982	1983	1984	1985	1986	1987	1988	FY'89	1980	1981	1982	1983	1984	1985	1986	1987	1988	FY'89
General Civil	300	279	290	228	233	260	223	304	221	263	296	284	320	275	253	277	228	253	266	260
Forcible Entry	n/a	n/a	n/a	n/a	n/a	n/a	n/a	n/a	6	13	n/a	n/a	n/a	n/a	n/a	n/a	n/a	n/a	4	8
Land Use	n/a	n/a	n/a	n/a	n/a	n/a	n/a	n/a	0	0	n/a	n/a	n/a	n/a	n/a	n/a	n/a	n/a	0	0
Money Judgments	194	141	132	120	115	148	105	114	107	146	194	142	139	123	103	137	86	114	88	123
Small Claims	640	472	463	366	366	404	643	546	648	710	552	495	479	398	342	380	618	539	606	706
Protection From Abuse	0	0	26	36	31	54	39	60	40	37	0	0	20	26	27	50	59	56	39	46
Divorce	198	195	196	199	199	165	190	187	189	224	193	197	204	199	193	157	184	187	186	210
Protection From Harassment	n/a	n/a	n/a	n/a	n/a	n/a	n/a	n/a	80	111	n/a	n/a	n/a	n/a	n/a	n/a	n/a	n/a	78	90
Other Family Matters	n/a	n/a	n/a	n/a	n/a	n/a	n/a	n/a	44	34	n/a	n/a	n/a	n/a	n/a	n/a	n/a	n/a	30	36
Protective Custody	n/a	n/a	n/a	n/a	n/a	n/a	n/a	n/a	13	15	n/a	n/a	n/a	n/a	n/a	n/a	n/a	n/a	16	17
Mental Health	0	0	0	2	0	0	0	0	0	0	0	0	0	0	0	0	0	0	0	0
Sub Total	1,332	1,087	1,107	951	944	1,031	1,200	1,211	1,348	1,553	1,235	1,118	1,162	1,021	918	1,001	1,175	1,149	1,313	1,496
Juvenile	66	60	70	58	54	80	59	53	77	76	73	85	63	62	57	52	56	50	70	72
Criminal A,B,C	70	41	28	28	26	32	52	38	79	63	58	50	32	28	29	46	36	67	66	
Criminal D,E	374	388	304	200	183	178	225	350	369	342	377	371	300	213	181	179	234	329	345	316
Traffic Criminal	734	911	869	588	434	496	504	522	536	595	768	932	867	569	398	485	531	523	525	572
Sub Total	1,244	1,400	1,269	874	697	766	840	963	1,061	1,076	1,276	1,438	1,262	872	665	745	867	938	1,007	1,026
Civil Violations/Traffic Inf.	1,107	972	1,201	984	887	829	1,020	1,009	1,218	1,424	1,117	983	1,185	915	833	800	967	989	1,182	1381
TOTAL	3,683	3,459	3,577	2,809	2,528	2,626	3,060	3,183	3,627	4,053	3,628	3,539	3,609	2,808	2,416	2,546	3,009	3,076	3,502	3,903

DISTRICT I FORT KENT	FILINGS										DISPOSITIONS									
	1980	1981	1982	1983	1984	1985	1986	1987	1988	FY'89	1980	1981	1982	1983	1984	1985	1986	1987	1988	FY'89
General Civil																				
Forcible Entry																				
Land Use																				
Money Judgments																				
Small Claims																				
Protection From Abuse																				
Divorce																				
Protection From Harassment																				
Other Family Matters																				
Protective Custody																				
Mental Health																				
Sub Total																				
Juvenile	13	8	13	10	6	20	15	18	42	25	12	1	12	12	3	13	17	18	21	24
Criminal A,B,C	13	11	19	14	7	9	15	7	11	7	10	11	18	12	4	9	11	8	10	8
Criminal D,E	448	387	337	253	170	160	182	174	138	132	450	390	312	250	170	144	183	167	134	120
Traffic Criminal	461	529	302	369	264	307	296	262	209	199	467	494	300	354	257	308	292	261	160	159
Sub Total	935	935	671	646	447	496	508	461	400	363	939	896	642	628	434	474	503	454	325	311
Civil Violations/Traffic Inf.	459	683	563	591	510	620	433	471	612	569	453	692	544	575	486	629	413	469	570	545
TOTAL	1,394	1,818	1,234	1,237	957	1,116	941	932	1,012	932	1,392	1,588	1,186	1,203	920	1,103	916	923	895	856

CIVIL CASES ARE NOT HANDLED IN FORT KENT

CIVIL CASES ARE NOT HANDLED IN FORT KENT

Footnotes and case type definitions appear at the end of this section.

**DISTRICT I
MADAWASKA**

	FILINGS										DISPOSITIONS										TABLE DC-5 (con't.)	
	1980	1981	1982	1983	1984	1985	1986	1987	1988	FY'89	1980	1981	1982	1983	1984	1985	1986	1987	1988	FY'89		
General Civil	217	181	173	149	128	123	166	226	143	164	96	129	114	176	149	142	165	176	179	203		
Forcible Entry	n/a	n/a	n/a	n/a	n/a	n/a	n/a	n/a	7	9	n/a	n/a	n/a	n/a	n/a	n/a	n/a	n/a	8	10		
Land Use	n/a	n/a	n/a	n/a	n/a	n/a	n/a	n/a	0	0	n/a	n/a	n/a	n/a	n/a	n/a	n/a	n/a	0	0		
Money Judgments	135	134	91	76	46	62	50	66	73	61	174	119	97	73	86	71	89	75	71	81		
Small Claims	454	289	272	306	310	439	419	335	321	317	583	223	254	239	201	349	342	292	261	256		
Protection From Abuse	0	0	0	3	4	13	22	20	12	22	0	0	0	3	4	14	23	19	16	17		
Divorce	53	55	58	51	53	79	57	75	64	50	42	71	61	64	77	85	52	73	75	81		
Protection From Harassment	n/a	n/a	n/a	n/a	n/a	n/a	n/a	n/a	18	15	n/a	n/a	n/a	n/a	n/a	n/a	n/a	n/a	16	17		
Other Family Matters	n/a	n/a	n/a	n/a	n/a	n/a	n/a	n/a	25	13	n/a	n/a	n/a	n/a	n/a	n/a	n/a	n/a	29	24		
Protective Custody	n/a	n/a	n/a	n/a	n/a	n/a	n/a	n/a	10	10	n/a	n/a	n/a	n/a	n/a	n/a	n/a	n/a	5	7		
Mental Health	0	0	0	0	0	0	0	0	0	0	0	0	0	0	0	0	0	0	0	0		
Sub Total	859	659	594	585	541	716	714	722	673	661	895	547	526	555	517	661	671	635	660	696		
Juvenile	12	7	23	26	27	22	26	22	19	20	12	7	28	25	25	26	24	19	17	17		
Criminal A,B,C	7	11	11	13	12	11	4	5	9	17	7	11	11	11	12	11	4	5	7	7		
Criminal D,E	275	185	111	140	88	100	144	215	146	115	273	181	111	131	92	100	144	215	121	85		
Traffic Criminal	148	107	120	210	124	119	77	80	116	85	153	108	120	202	129	119	77	30	106	79		
Sub Total	442	310	265	389	251	252	251	322	290	237	445	307	270	369	258	255	251	324	253	188		
Civil Violations/Traffic Inf.	518	489	453	321	278	467	525	487	417	433	516	487	452	318	286	467	525	487	391	406		
TOTAL	1,819	1,458	1,312	1,295	1,070	1,435	1,490	1,531	1,380	1,331	1,856	1,341	1,248	1,242	1,061	1,383	1,447	1,446	1,304	1,290		

**DISTRICT I
VAN BUREN (a)**

	FILINGS										DISPOSITIONS										1988	FY'89
	1980	1981	1982	1983	1984	1985	1986	1987	1988	FY'89	1980	1981	1982	1983	1984	1985	1986	1987	1988	FY'89		
General Civil																						
Forcible Entry																						
Land Use																						
Money Judgments																						
Small Claims																						
Protection From Abuse																						
Divorce																						
Protection From Harassment																						
Other Family Matters																						
Protective Custody																						
Mental Health																						
Sub Total																						
Juvenile	7	4	12	11	7	2	3	18	1	0	7	4	12	11	5	1	1	6	1	0		
Criminal A,B,C	19	31	24	51	49	39	58	30	20	3	16	31	40	46	31	30	49	20	12	0		
Criminal D,E	111	124	78	47	66	59	98	68	60	52	88	124	68	54	46	51	83	53	33	31		
Traffic Criminal	93	108	96	48	30	42	59	42	47	67	73	107	98	58	29	37	54	31	36	59		
Sub Total	230	267	210	157	152	142	218	158	128	122	184	266	218	169	111	119	187	110	82	90		
Civil Violations/Traffic Inf.	145	232	135	144	128	128	172	105	99	152	140	230	132	165	114	123	172	117	96	135		
TOTAL	375	499	345	301	280	270	390	263	227	274	324	496	350	334	225	242	359	227	178	225		

CIVIL CASES ARE NOT HANDLED IN VAN BUREN

CIVIL CASES ARE NOT HANDLED IN VAN BUREN

Footnotes and case type definitions appear at the end of this section.

DISTRICT II HOULTON (c)	FILINGS										DISPOSITIONS										TABLE DC-5 (con't.)	
	1980	1981	1982	1983	1984	1985	1986	1987	1988	FY'89	1980	1981	1982	1983	1984	1985	1986	1987	1988	FY'89		
General Civil	364	319	336	307	274	219	196	247	119	116	243	334	333	267	249	245	240	223	109	106		
Forcible Entry	n/a	n/a	n/a	n/a	n/a	n/a	n/a	n/a	20	24	n/a	n/a	n/a	n/a	n/a	n/a	n/a	n/a	22	26		
Land Use	n/a	n/a	n/a	n/a	n/a	n/a	n/a	n/a	0	2	n/a	n/a	n/a	n/a	n/a	n/a	n/a	n/a	0	2		
Money Judgments	221	190	150	173	134	126	73	90	50	51	144	135	93	102	95	90	62	58	39	43		
Small Claims	724	453	416	403	422	519	482	379	558	505	668	403	344	377	389	462	460	346	451	433		
Protection From Abuse	0	0	11	25	17	42	45	42	65	72	0	0	2	14	9	19	28	38	57	65		
Divorce	111	103	103	95	95	103	107	121	108	118	101	91	98	101	87	93	89	87	91	111		
Protection From Harassment	n/a	n/a	n/a	n/a	n/a	n/a	n/a	n/a	63	77	n/a	n/a	n/a	n/a	n/a	n/a	n/a	n/a	61	80		
Other Family Matters	n/a	n/a	n/a	n/a	n/a	n/a	n/a	n/a	36	28	n/a	n/a	n/a	n/a	n/a	n/a	n/a	n/a	25	33		
Protective Custody	n/a	n/a	n/a	n/a	n/a	n/a	n/a	n/a	17	32	n/a	n/a	n/a	n/a	n/a	n/a	n/a	n/a	5	7		
Mental Health	0	0	0	0	0	0	0	0	0	0	0	0	0	0	0	0	0	0	0	0		
Sub Total	1,420	1,065	1,016	1,003	942	1,009	903	879	1,036	1,025	1,156	963	870	861	829	909	879	752	860	906		
Juvenile	74	119	84	58	32	41	62	43	40	35	51	92	90	41	33	33	55	40	40	30		
Criminal A,B,C	56	84	66	48	54	52	47	43	47	57	52	76	55	48	44	55	44	31	51	57		
Criminal D,E	492	908	531	443	501	404	359	371	417	469	458	876	415	455	460	433	340	344	387	439		
Traffic Criminal	1,091	1,526	1,501	964	579	591	860	1,173	1,203	1,282	1,039	1,520	1,476	1,134	599	566	851	1,119	1,144	1,264		
Sub Total	1,713	2,637	2,182	1,513	1,166	1,088	1,328	1,630	1,707	1,843	1,600	2,564	2,036	1,678	1,136	1,087	1,290	1,534	1,622	1,790		
Civil Violations/Traffic Inf.	1,992	2,161	1,432	1,279	1,075	1,173	1,408	1,509	1,803	1,649	1,988	2,090	1,474	1,329	1,093	1,207	1,307	1,498	1,809	1,694		
TOTAL	5,125	5,863	4,630	3,795	3,183	3,270	3,639	4,018	4,548	4,517	4,744	5,617	4,380	3,868	3,058	3,203	3,476	3,784	4,291	4,390		
<hr/>																						
DISTRICT II PRESQUE ISLE	FILINGS										DISPOSITIONS										TABLE DC-5 (con't.)	
	1980	1981	1982	1983	1984	1985	1986	1987	1988	FY'89	1980	1981	1982	1983	1984	1985	1986	1987	1988	FY'89		
General Civil	692	762	753	646	594	486	473	632	393	458	533	580	718	660	628	551	458	444	455	383		
Forcible Entry	n/a	n/a	n/a	n/a	n/a	n/a	n/a	n/a	55	45	n/a	n/a	n/a	n/a	n/a	n/a	n/a	n/a	42	36		
Land Use	n/a	n/a	n/a	n/a	n/a	n/a	n/a	n/a	3	2	n/a	n/a	n/a	n/a	n/a	n/a	n/a	n/a	2	2		
Money Judgments	396	410	358	370	293	286	212	214	264	199	396	401	351	371	289	282	182	205	249	205		
Small Claims	333	338	333	404	494	455	659	705	539	542	335	341	258	321	398	403	535	606	452	404		
Protection From Abuse	0	0	25	24	39	37	57	69	46	32	0	0	22	24	32	38	57	58	40	32		
Divorce	160	177	148	157	172	152	167	135	142	124	122	170	131	164	130	137	134	129	124	138		
Protection From Harassment	n/a	n/a	n/a	n/a	n/a	n/a	n/a	n/a	77	86	n/a	n/a	n/a	n/a	n/a	n/a	n/a	n/a	71	68		
Other Family Matters	n/a	n/a	n/a	n/a	n/a	n/a	n/a	n/a	47	42	n/a	n/a	n/a	n/a	n/a	n/a	n/a	n/a	24	29		
Protective Custody	n/a	n/a	n/a	n/a	n/a	n/a	n/a	n/a	13	14	n/a	n/a	n/a	n/a	n/a	n/a	n/a	n/a	16	6		
Mental Health	0	0	0	0	0	0	0	0	0	7	0	0	0	0	0	0	0	0	0	0		
Sub Total	1,581	1,687	1,617	1,601	1,592	1,416	1,568	1,755	1,579	1,551	1,386	1,492	1,480	1,540	1,477	1,411	1,366	1,442	1,475	1,303		
Juvenile	97	82	70	58	11	54	59	80	65	63	72	73	62	57	37	33	41	60	51	50		
Criminal A,B,C	11	35	60	70	64	91	75	86	70	79	26	50	59	64	55	58	64	74	61	72		
Criminal D,E	804	676	616	605	512	462	509	539	500	572	710	636	622	586	525	442	461	498	463	508		
Traffic Criminal	1,369	1,226	1,011	960	964	1,085	917	901	886	1,006	1,340	1,186	965	974	859	971	841	833	837	934		
Sub Total	2,281	2,019	1,757	1,693	1,551	1,692	1,560	1,606	1,521	1,720	2,148	1,945	1,708	1,681	1,476	1,504	1,407	1,465	1,412	1,564		
Civil Violations/Traffic Inf.	1,625	1,445	1,217	1,309	1,301	1,030	1,472	1,900	1,773	1,990	1,641	1,480	1,222	1,336	1,314	1,009	1,483	1,857	1,704	1,924		
TOTAL	5,487	5,151	4,591	4,603	4,444	4,138	4,600	5,261	4,873	5,261	5,175	4,917	4,410	4,557	4,267	3,924	4,256	4,764	4,591	4,791		

Footnotes and case type definitions appear at the end of this section.

DISTRICT III BANGOR	FILINGS										DISPOSITIONS										TABLE DC-5 (con't.)	
	1980	1981	1982	1983	1984	1985	1986	1987	1988	FY'89	1980	1981	1982	1983	1984	1985	1986	1987	1988	FY'89		
General Civil	1,156	1,481	1,222	1,253	1,152	1,269	1,159	1,192	859	887	959	1,583	1,344	1,158	1,074	961	1,052	1,212	733	766		
Forcible Entry	n/a	n/a	n/a	n/a	n/a	n/a	n/a	n/a	306	300	n/a	n/a	n/a	n/a	n/a	n/a	n/a	n/a	n/a	300	301	
Land Use	n/a	n/a	n/a	n/a	n/a	n/a	n/a	n/a	18	15	n/a	n/a	n/a	n/a	n/a	n/a	n/a	n/a	n/a	18	14	
Money Judgments	439	438	334	311	251	260	298	298	305	318	381	512	346	235	233	237	288	207	143	231		
Small Claims	1,403	1,823	2,022	1,608	1,814	1,896	2,071	1,928	2,154	2,311	932	1,766	1,982	1,850	1,492	1,808	1,825	2,033	2,192	2,194		
Protection From Abuse	0	0	206	221	253	291	377	402	332	361	0	0	204	203	228	241	303	294	202	233		
Divorce	692	567	607	648	622	636	536	582	606	633	640	824	560	648	539	750	540	540	485	561		
Protection From Harassment	n/a	n/a	n/a	n/a	n/a	n/a	n/a	n/a	295	322	n/a	n/a	n/a	n/a	n/a	n/a	n/a	n/a	178	193		
Other Family Matters	n/a	n/a	n/a	n/a	n/a	n/a	n/a	n/a	106	104	n/a	n/a	n/a	n/a	n/a	n/a	n/a	n/a	n/a	82	87	
Protective Custody	n/a	n/a	n/a	n/a	n/a	n/a	n/a	n/a	65	83	n/a	n/a	n/a	n/a	n/a	n/a	n/a	n/a	50	70		
Mental Health	240	220	222	277	326	364	286	266	286	324	243	215	217	295	293	326	260	226	113	160		
Sub Total	3,930	4,529	4,613	4,318	4,418	4,716	4,727	4,668	5,332	5,658	3,155	4,900	4,653	4,389	3,859	4,323	4,268	4,512	4,496	4,810		
Juvenile	438	345	330	294	272	347	354	300	366	357	409	433	307	296	264	344	267	301	284	333		
Criminal A,B,C	247	287	266	248	303	362	337	286	333	321	264	274	264	299	263	320	291	286	323	311		
Criminal D,E	1,854	1,718	2,388	2,600	2,533	2,698	2,831	1,740	1,934	2,198	1,875	1,695	2,256	2,514	2,463	2,685	2,592	1,663	1,909	2,086		
Traffic Criminal	4,316	3,572	2,839	2,578	2,297	2,261	2,247	3,984	4,578	5,053	4,282	3,426	2,868	2,526	2,261	2,207	2,008	3,795	4,466	4,833		
Sub Total	6,855	5,902	5,823	5,720	5,405	5,668	5,769	6,310	7,211	7,929	6,830	5,828	5,695	5,635	5,251	5,556	5,158	6,045	6,982	7,563		
Civil Violations/Traffic Inf.	5,387	5,489	5,687	5,033	5,585	7,512	10,521	11,382	10,957	10,784	5,376	5,399	5,734	5,093	5,599	7,571	10,184	11,133	10,809	10,573		
TOTAL	16,172	15,920	16,123	15,071	15,408	17,896	21,017	22,360	23,500	24,371	15,361	16,127	16,082	15,117	14,709	17,450	19,810	21,690	22,357	22,946		

DISTRICT III NEWPORT	FILINGS										DISPOSITIONS										TABLE DC-5 (con't.)	
	1980	1981	1982	1983	1984	1985	1986	1987	1988	FY'89	1980	1981	1982	1983	1984	1985	1986	1987	1988	FY'89		
General Civil	103	128	120	119	132	146	153	177	147	163	82	108	126	133	153	157	172	177	172	181		
Forcible Entry	n/a	n/a	n/a	n/a	n/a	n/a	n/a	n/a	38	41	n/a	n/a	n/a	n/a	n/a	n/a	n/a	n/a	n/a	33	33	
Land Use	n/a	n/a	n/a	n/a	n/a	n/a	n/a	n/a	1	4	n/a	n/a	n/a	n/a	n/a	n/a	n/a	n/a	n/a	1	3	
Money Judgments	91	73	59	46	33	60	57	52	52	56	83	69	60	49	36	64	62	55	58	81		
Small Claims	344	293	279	489	383	434	452	352	501	529	300	245	264	477	291	416	426	336	460	472		
Protection From Abuse	0	0	32	47	57	52	49	54	48	63	0	0	29	47	51	41	52	40	46	46		
Divorce	149	137	139	145	138	156	133	147	129	137	135	115	128	153	131	155	139	177	134	151		
Protection From Harassment	n/a	n/a	n/a	n/a	n/a	n/a	n/a	n/a	48	58	n/a	n/a	n/a	n/a	n/a	n/a	n/a	n/a	43	55		
Other Family Matters	n/a	n/a	n/a	n/a	n/a	n/a	n/a	n/a	30	30	n/a	n/a	n/a	n/a	n/a	n/a	n/a	n/a	15	21		
Protective Custody	n/a	n/a	n/a	n/a	n/a	n/a	n/a	n/a	10	9	n/a	n/a	n/a	n/a	n/a	n/a	n/a	n/a	14	9		
Mental Health	0	0	0	0	0	0	0	1	0	0	0	0	0	0	0	0	0	1	0	0		
Sub Total	687	631	629	846	743	848	844	783	1,004	1,090	600	537	607	859	662	843	840	798	970	1,032		
Juvenile	54	66	46	57	60	49	36	78	69	68	49	57	37	51	60	44	24	58	66	63		
Criminal A,B,C	40	50	40	57	67	70	54	64	52	55	33	48	44	50	68	76	45	62	50	51		
Criminal D,E	457	438	421	296	403	287	368	398	419	382	452	436	420	275	379	287	355	384	391	356		
Traffic Criminal	853	716	523	558	515	545	647	1,016	1,145	1,094	847	774	536	551	496	548	618	937	1,109	1,025		
Sub Total	1,404	1,271	1,030	968	1,045	951	1,105	1,556	1,685	1,599	1,381	1,315	1,037	927	1,003	955	1,042	1,441	1,616	1,495		
Civil Violations/Traffic Inf.	2,907	2,029	1,838	2,174	2,242	2,384	2,706	3,915	4,090	4,235	2,757	1,900	1,673	2,051	2,171	2,309	2,591	3,641	4,166	4,066		
TOTAL	4,998	3,931	3,497	3,988	4,030	4,183	4,655	6,254	6,779	6,924	4,738	3,752	3,317	3,837	3,836	4,107	4,473	5,880	6,752	6,593		

Footnotes and case type definitions appear at the end of this section.

TABLE DC-5
(con't.)

DISTRICT IV CALAIS	FILINGS										DISPOSITIONS									
	1980	1981	1982	1983	1984	1985	1986	1987	1988	FY'89	1980	1981	1982	1983	1984	1985	1986	1987	1988	FY'89
General Civil	180	211	203	197	159	129	174	134	112	126	201	217	223	175	172	159	181	150	143	140
Forcible Entry	n/a	n/a	n/a	n/a	n/a	n/a	n/a	n/a	10	12	n/a	n/a	n/a	n/a	n/a	n/a	n/a	n/a	6	8
Land Use	n/a	n/a	n/a	n/a	n/a	n/a	n/a	n/a	2	0	n/a	n/a	n/a	n/a	n/a	n/a	n/a	n/a	2	0
Money Judgments	99	78	89	89	51	20	33	41	52	47	124	102	119	103	96	61	62	61	74	56
Small Claims	242	247	320	571	507	485	475	565	504	515	246	282	318	630	536	473	475	490	496	425
Protection From Abuse	0	0	6	15	36	26	40	31	48	46	0	0	5	19	35	23	39	31	33	37
Divorce	122	119	95	87	112	108	99	88	88	64	115	158	104	101	114	117	101	101	100	89
Protection From Harassment	n/a	n/a	n/a	n/a	n/a	n/a	n/a	n/a	7	19	n/a	n/a	n/a	n/a	n/a	n/a	n/a	n/a	7	15
Other Family Matters	n/a	n/a	n/a	n/a	n/a	n/a	n/a	n/a	33	28	n/a	n/a	n/a	n/a	n/a	n/a	n/a	n/a	6	18
Protective Custody	n/a	n/a	n/a	n/a	n/a	n/a	n/a	n/a	10	7	n/a	n/a	n/a	n/a	n/a	n/a	n/a	n/a	13	17
Mental Health	0	0	0	0	0	0	0	0	0	0	0	0	0	0	0	0	0	0	0	0
Sub Total	643	655	713	959	865	768	821	859	866	864	686	759	769	1,028	953	833	858	833	880	805
Juvenile	56	58	48	32	78	86	104	96	50	115	59	62	40	53	72	70	104	72	61	101
Criminal A,B,C	39	72	37	23	49	46	42	52	35	53	41	79	43	28	49	51	43	53	29	39
Criminal D,E	669	574	551	465	524	557	524	539	428	537	713	587	530	535	492	536	519	455	513	545
Traffic Criminal	578	678	653	601	485	573	604	650	689	903	607	676	616	640	499	604	605	599	673	831
Sub Total	1,342	1,380	1,289	1,121	1,136	1,262	1,274	1,337	1,202	1,608	1,420	1,404	1,229	1,254	1,112	1,261	1,271	1,179	1,276	1,516
Civil Violations/Traffic Inf.	873	655	598	1,102	904	965	907	917	1,387	1,775	865	731	594	995	847	954	876	835	1,364	1,718
TOTAL	2,858	2,690	2,600	3,182	2,905	2,995	3,002	3,113	3,455	4,247	2,971	2,894	2,592	3,277	2,912	3,048	3,005	2,847	3,520	4,039

DISTRICT IV MACHIAS	FILINGS										DISPOSITIONS									
	1980	1981	1982	1983	1984	1985	1986	1987	1988	FY'89	1980	1981	1982	1983	1984	1985	1986	1987	1988	FY'89
General Civil	135	151	117	123	95	89	79	69	130	136	183	115	132	128	85	161	62	119	108	151
Forcible Entry	n/a	n/a	n/a	n/a	n/a	n/a	n/a	n/a	7	11	n/a	n/a	n/a	n/a	n/a	n/a	n/a	n/a	3	6
Land Use	n/a	n/a	n/a	n/a	n/a	n/a	n/a	n/a	2	0	n/a	n/a	n/a	n/a	n/a	n/a	n/a	n/a	2	1
Money Judgments	50	39	35	35	26	24	33	20	32	41	6	8	5	11	5	3	6	5	4	12
Small Claims	341	203	398	362	422	559	705	373	339	440	244	94	310	329	371	511	501	378	301	375
Protection From Abuse	0	0	22	23	30	20	51	42	56	55	0	0	21	26	34	15	47	25	45	46
Divorce	109	134	93	104	122	111	113	124	155	131	132	109	100	116	98	137	87	131	134	148
Protection From Harassment	n/a	n/a	n/a	n/a	n/a	n/a	n/a	n/a	36	40	n/a	n/a	n/a	n/a	n/a	n/a	n/a	n/a	28	35
Other Family Matters	n/a	n/a	n/a	n/a	n/a	n/a	n/a	n/a	27	27	n/a	n/a	n/a	n/a	n/a	n/a	n/a	n/a	7	8
Protective Custody	n/a	n/a	n/a	n/a	n/a	n/a	n/a	n/a	13	11	n/a	n/a	n/a	n/a	n/a	n/a	n/a	n/a	0	0
Mental Health	0	0	0	0	2	1	0	1	0	1	0	0	0	0	1	0	0	2	0	1
Sub Total	635	527	665	647	697	804	981	629	797	893	565	326	568	610	594	827	703	660	632	783
Juvenile	21	12	38	34	19	19	125	30	130	136	22	6	19	27	21	18	81	43	37	133
Criminal A,B,C	38	57	39	42	43	46	42	35	40	39	37	50	46	39	49	38	46	34	44	41
Criminal D,E	677	678	661	670	671	682	717	544	485	494	596	579	685	710	657	631	740	499	467	470
Traffic Criminal	362	382	675	648	448	489	686	642	598	633	362	380	675	683	426	486	641	597	586	607
Sub Total	1,098	1,129	1,413	1,394	1,181	1,236	1,570	1,251	1,253	1,302	1,017	1,015	1,425	1,459	1,153	1,173	1,508	1,173	1,134	1,251
Civil Violations/Traffic Inf.	773	526	505	701	511	424	667	1,146	1,013	1,186	841	504	636	706	510	425	620	1,119	1,032	1,182
TOTAL	2,506	2,182	2,683	2,742	2,389	2,464	3,218	3,026	3,063	3,381	2,423	1,845	2,629	2,775	2,257	2,425	2,831	2,952	2,798	3,216

Footnotes and case type definitions appear at the end of this section.

DISTRICT V BAR HARBOR	FILINGS										DISPOSITIONS										TABLE DC-5 (con't.)	
	1980	1981	1982	1983	1984	1985	1986	1987	1988	FY'89	1980	1981	1982	1983	1984	1985	1986	1987	1988	FY'89		
General Civil	77	94	115	67	85	102	62	80	57	52	69	60	104	52	86	118	20	54	21	10		
Forcible Entry	n/a	n/a	n/a	n/a	n/a	n/a	n/a	n/a	11	12	n/a	n/a	n/a	n/a	n/a	n/a	n/a	n/a	4	4		
Land Use	n/a	n/a	n/a	n/a	n/a	n/a	n/a	n/a	2	2	n/a	n/a	n/a	n/a	n/a	n/a	n/a	n/a	0	0		
Money Judgments	57	36	20	13	18	12	19	13	37	26	72	37	46	11	11	6	8	14	22	10		
Small Claims	192	157	174	178	124	163	270	255	252	263	179	141	191	190	104	150	138	235	202	241		
Protection From Abuse	0	0	19	5	20	7	13	18	18	17	0	0	12	4	14	3	9	6	12	16		
Divorce	62	88	62	55	86	79	50	68	67	71	52	67	79	52	68	56	36	48	58	58		
Protection From Harassment	n/a	n/a	n/a	n/a	n/a	n/a	n/a	n/a	7	9	n/a	n/a	n/a	n/a	n/a	n/a	n/a	n/a	4	6		
Other Family Matters	n/a	n/a	n/a	n/a	n/a	n/a	n/a	n/a	10	14	n/a	n/a	n/a	n/a	n/a	n/a	n/a	n/a	0	2		
Protective Custody	n/a	n/a	n/a	n/a	n/a	n/a	n/a	n/a	3	4	n/a	n/a	n/a	n/a	n/a	n/a	n/a	n/a	3	3		
Mental Health	0	0	0	0	0	0	0	0	0	0	0	0	0	0	0	0	0	0	0	0		
Sub Total	388	375	390	318	313	363	414	434	464	470	372	305	432	309	283	333	211	357	326	350		
Juvenile	21	11	30	29	21	19	25	50	15	23	29	15	25	27	21	12	16	35	12	12		
Criminal A,B,C	23	25	15	21	19	15	11	28	24	25	25	18	18	15	22	12	7	27	15	15		
Criminal D,E	230	252	319	281	280	343	250	241	283	307	233	221	305	305	260	306	239	172	257	286		
Traffic Criminal	260	251	85	113	250	188	352	404	533	597	248	223	83	135	222	179	274	342	574	606		
Sub Total	534	539	449	444	550	565	638	723	855	952	535	477	431	482	525	509	536	576	858	919		
Civil Violations/Traffic Inf.	515	572	603	424	382	659	780	637	869	1,101	524	513	615	459	355	639	677	593	898	1,124		
TOTAL	1,437	1,486	1,442	1,186	1,245	1,587	1,832	1,794	2,188	2,523	1,431	1,295	1,478	1,250	1,163	1,481	1,424	1,526	2,082	2,383		

DISTRICT V BELFAST (d)	FILINGS										DISPOSITIONS										TABLE DC-5 (con't.)	
	1980	1981	1982	1983	1984	1985	1986	1987	1988	FY'89	1980	1981	1982	1983	1984	1985	1986	1987	1988	FY'89		
General Civil	248	219	228	166	188	138	161	243	150	161	238	158	175	76	126	114	121	212	198	179		
Forcible Entry	n/a	n/a	n/a	n/a	n/a	n/a	n/a	n/a	35	34	n/a	n/a	n/a	n/a	n/a	n/a	n/a	n/a	31	28		
Land Use	n/a	n/a	n/a	n/a	n/a	n/a	n/a	n/a	2	0	n/a	n/a	n/a	n/a	n/a	n/a	n/a	n/a	2	0		
Money Judgments	151	119	66	69	62	44	37	52	59	66	120	88	59	52	35	41	20	54	48	48		
Small Claims	695	494	458	652	492	557	855	811	783	754	697	428	391	534	465	489	699	629	730	628		
Protection From Abuse	0	0	17	28	43	43	68	81	102	97	0	0	15	16	24	29	51	71	78	89		
Divorce	182	192	172	167	194	161	171	185	203	228	170	156	126	104	173	125	159	166	198	210		
Protection From Harassment	n/a	n/a	n/a	n/a	n/a	n/a	n/a	n/a	127	143	n/a	n/a	n/a	n/a	n/a	n/a	n/a	n/a	61	89		
Other Family Matters	n/a	n/a	n/a	n/a	n/a	n/a	n/a	n/a	28	49	n/a	n/a	n/a	n/a	n/a	n/a	n/a	n/a	10	17		
Protective Custody	n/a	n/a	n/a	n/a	n/a	n/a	n/a	n/a	15	18	n/a	n/a	n/a	n/a	n/a	n/a	n/a	n/a	10	6		
Mental Health	0	0	0	0	0	0	0	0	0	0	0	0	0	0	0	0	0	0	0	0		
Sub Total	1,278	1,024	941	1,102	979	943	1,292	1,372	1,504	1,548	1,225	830	766	782	823	798	1,050	1,132	1,366	1,294		
Juvenile	55	86	95	30	101	117	105	85	86	88	55	81	69	63	71	131	108	73	73	68		
Criminal A,B,C	99	94	78	47	47	51	50	43	87	98	80	90	81	44	38	52	60	56	62	97		
Criminal D,E	725	733	745	649	573	642	499	560	728	785	681	814	658	639	584	585	552	534	685	788		
Traffic Criminal	1,003	1,130	1,078	872	688	1,094	1,047	967	991	1,136	958	1,152	1,054	852	656	1,037	879	897	956	1,135		
Sub Total	1,882	2,043	1,996	1,598	1,409	1,904	1,701	1,855	1,892	2,107	1,774	2,137	1,862	1,598	1,349	1,805	1,599	1,560	1,776	2,088		
Civil Violations/Traffic Inf.	1,221	1,354	1,307	1,066	841	1,069	1,554	2,339	1,915	2,008	1,239	1,337	1,279	1,082	736	1,048	1,339	2,332	1,943	2,208		
TOTAL	4,379	4,421	4,244	3,766	3,229	3,916	4,547	5,366	5,311	5,663	4,238	4,304	3,907	3,462	2,908	3,651	3,988	5,024	5,085	5,590		

Footnotes and case type definitions appear at the end of this section.

DISTRICT V ELLSWORTH	FILINGS										DISPOSITIONS										TABLE DC-5 (con't.)	
	1980	1981	1982	1983	1984	1985	1986	1987	1988	FY'89	1980	1981	1982	1983	1984	1985	1986	1987	1988	FY'89		
General Civil	280	259	285	232	264	265	247	334	318	289	302	255	296	224	278	272	122	141	114	177		
Forcible Entry	n/a	n/a	n/a	n/a	n/a	n/a	n/a	n/a	27	29	n/a	n/a	n/a	n/a	n/a	n/a	n/a	n/a	9	10		
Land Use	n/a	n/a	n/a	n/a	n/a	n/a	n/a	n/a	7	10	n/a	n/a	n/a	n/a	n/a	n/a	n/a	n/a	0	0		
Money Judgments	151	115	74	61	77	73	91	88	87	97	165	156	149	111	80	79	69	51	36	57		
Small Claims	892	648	747	770	631	891	778	767	759	740	820	556	725	722	601	717	714	759	587	540		
Protection From Abuse	0	0	34	54	62	50	83	82	79	77	0	0	27	49	59	48	37	31	51	56		
Divorce	207	221	222	238	223	219	201	192	206	207	213	213	219	213	219	207	183	153	209	174		
Protection From Harassment	n/a	n/a	n/a	n/a	n/a	n/a	n/a	n/a	42	40	n/a	n/a	n/a	n/a	n/a	n/a	n/a	n/a	20	20		
Other Family Matters	n/a	n/a	n/a	n/a	n/a	n/a	n/a	n/a	52	54	n/a	n/a	n/a	n/a	n/a	n/a	n/a	n/a	16	16		
Protective Custody	n/a	n/a	n/a	n/a	n/a	n/a	n/a	n/a	19	28	n/a	n/a	n/a	n/a	n/a	n/a	n/a	n/a	0	1		
Mental Health	0	0	0	0	0	0	0	0	1	0	0	0	0	0	0	0	0	1	0	0		
Sub Total	1,530	1,243	1,362	1,355	1,257	1,498	1,400	1,463	1,597	1,571	1,500	1,180	1,416	1,319	1,237	1,323	1,125	1,135	1,043	1,051		
Juvenile	93	70	88	114	68	119	116	51	69	98	96	67	79	98	96	106	88	57	58	98		
Criminal A,B,C	72	51	73	63	97	75	84	108	106	111	69	53	77	54	79	65	81	106	97	110		
Criminal D,E	618	728	1,001	884	850	967	967	899	932	870	642	650	954	709	726	897	1,002	850	863	849		
Traffic Criminal	1,341	1,585	1,435	1,368	1,199	1,178	1,134	1,436	1,681	1,772	1,360	1,556	1,441	1,379	1,247	1,128	1,135	1,170	1,656	1,797		
Sub Total	2,124	2,434	2,597	2,429	2,214	2,339	2,301	2,494	2,788	2,851	2,167	2,326	2,551	2,240	2,148	2,196	2,306	2,183	2,674	2,854		
Civil Violations/Traffic Inf.	1,832	1,991	2,499	2,467	2,149	2,039	2,338	2,765	3,067	3,217	1,848	1,911	3,232	2,512	2,213	2,087	2,131	2,694	3,171	3,285		
TOTAL	5,486	5,668	6,458	6,251	5,620	5,876	6,039	6,722	7,452	7,639	5,515	5,417	7,199	6,071	5,598	5,606	5,562	6,012	6,888	7,190		
DISTRICT VI BATH	1980	1981	1982	FILINGS		1985	1986	1987	1988	FY'89	DISPOSITIONS										1988	FY'89
General Civil	361	373	303	267	296	254	240	297	242	282	425	275	403	275	314	243	247	284	220	242		
Forcible Entry	n/a	n/a	n/a	n/a	n/a	n/a	n/a	n/a	74	75	n/a	n/a	n/a	n/a	n/a	n/a	n/a	n/a	60	66		
Land Use	n/a	n/a	n/a	n/a	n/a	n/a	n/a	n/a	3	1	n/a	n/a	n/a	n/a	n/a	n/a	n/a	n/a	2	1		
Money Judgments	219	138	98	119	101	85	86	69	96	88	186	117	67	77	60	49	71	57	83	66		
Small Claims	555	517	524	571	476	510	539	491	518	577	525	473	440	535	480	551	495	465	483	536		
Protection From Abuse	0	0	32	38	46	80	88	119	104	124	0	0	22	31	41	50	81	119	109	115		
Divorce	228	240	215	207	196	183	247	240	212	243	249	214	208	204	202	210	210	203	206	275		
Protection From Harassment	n/a	n/a	n/a	n/a	n/a	n/a	n/a	n/a	106	112	n/a	n/a	n/a	n/a	n/a	n/a	n/a	n/a	96	108		
Other Family Matters	n/a	n/a	n/a	n/a	n/a	n/a	n/a	n/a	40	41	n/a	n/a	n/a	n/a	n/a	n/a	n/a	n/a	23	20		
Protective Custody	n/a	n/a	n/a	n/a	n/a	n/a	n/a	n/a	13	18	n/a	n/a	n/a	n/a	n/a	n/a	n/a	n/a	9	13		
Mental Health	5	0	1	0	0	2	0	0	0	0	2	0	1	0	0	1	0	0	0	0		
Sub Total	1,368	1,268	1,173	1,202	1,115	1,114	1,200	1,216	1,408	1,561	1,387	1,079	1,141	1,122	1,097	1,104	1,104	1,128	1,291	1,442		
Juvenile	123	97	129	58	57	68	87	106	155	125	131	105	118	52	52	70	59	107	146	127		
Criminal A,B,C	99	84	112	68	95	163	134	88	121	108	91	81	103	62	83	138	157	92	122	100		
Criminal D,E	512	533	505	439	483	584	514	539	596	594	491	505	459	439	485	544	520	495	570	560		
Traffic Criminal	1,533	1,610	1,363	1,328	799	687	818	1,224	1,006	894	1,530	1,588	1,318	1,331	822	627	782	1,171	980	862		
Sub Total	2,267	2,324	2,109	1,893	1,434	1,502	1,553	1,957	1,878	1,721	2,243	2,279	1,998	1,884	1,442	1,379	1,518	1,865	1,818	1,649		
Civil Violations/Traffic Inf.	3,247	2,956	2,198	3,159	2,185	2,209	1,972	2,523	2,731	2,841	3,261	2,931	2,143	3,103	2,131	2,043	1,854	2,482	2,668	2,737		
TOTAL	6,882	6,548	5,480	6,254	4,734	4,825	4,725	5,696	6,017	6,123	6,891	6,289	5,282	6,109	4,670	4,526	4,476	5,475	5,777	5,828		

Footnotes and case type definitions appear at the end of this section.

DISTRICT VI BRUNSWICK	FILINGS										DISPOSITIONS										TABLE DC-5 (con't.)	
	1980	1981	1982	1983	1984	1985	1986	1987	1988	FY'89	1980	1981	1982	1983	1984	1985	1986	1987	1988	FY'89		
General Civil	270	301	280	243	223	228	241	221	200	188	163	170	204	366	172	162	280	314	228	202		
Forcible Entry	n/a	n/a	n/a	n/a	n/a	n/a	n/a	n/a	44	45	n/a	n/a	n/a	n/a	n/a	n/a	n/a	n/a	40	44		
Land Use	n/a	n/a	n/a	n/a	n/a	n/a	n/a	n/a	0	2	n/a	n/a	n/a	n/a	n/a	n/a	n/a	n/a	0	0		
Money Judgments	113	114	78	94	47	62	76	72	67	71	72	82	54	66	32	36	45	51	48	39		
Small Claims	350	540	524	455	443	458	401	324	432	585	308	219	502	400	421	427	418	436	383	454		
Protection From Abuse	0	0	35	36	46	41	48	51	88	83	0	0	19	17	26	26	43	41	64	77		
Divorce	190	233	199	196	217	188	225	178	186	184	180	193	177	185	168	224	183	186	190	181		
Protection From Harassment	n/a	n/a	n/a	n/a	n/a	n/a	n/a	n/a	64	65	n/a	n/a	n/a	n/a	n/a	n/a	n/a	n/a	37	51		
Other Family Matters	n/a	n/a	n/a	n/a	n/a	n/a	n/a	n/a	16	24	n/a	n/a	n/a	n/a	n/a	n/a	n/a	n/a	6	16		
Protective Custody	n/a	n/a	n/a	n/a	n/a	n/a	n/a	n/a	10	6	n/a	n/a	n/a	n/a	n/a	n/a	n/a	n/a	0	3		
Mental Health	0	0	0	0	0	0	5	1	0	0	0	0	0	0	0	1	2	0	0	0		
Sub Total	923	1,188	1,116	1,024	976	977	996	847	1,107	1,253	723	664	956	1,034	819	875	970	1,030	996	1,067		
Juvenile	95	87	73	72	49	87	81	46	76	54	93	69	66	61	45	51	61	55	60	62		
Criminal A,B,C	32	42	79	72	40	58	69	48	151	139	31	45	26	48	53	53	75	35	118	124		
Criminal D,E	842	876	590	503	388	639	531	557	567	558	1,239	1,532	606	490	447	557	420	483	495	513		
Traffic Criminal	2,458	2,451	2,162	2,422	1,778	1,538	1,624	2,137	2,440	2,407	1,194	1,728	1,597	2,016	1,665	1,199	1,031	1,614	2,348	2,299		
Sub Total	3,427	3,456	2,904	3,069	2,255	2,302	2,305	2,788	3,234	3,158	2,557	3,374	2,295	2,615	2,210	1,860	1,587	2,187	3,021	2,998		
Civil Violations/Traffic Inf.	5,535	4,546	4,558	4,935	4,112	4,058	4,047	4,937	6,522	5,662	5,575	4,831	4,788	4,662	4,298	3,920	4,119	4,552	6,497	5,753		
TOTAL	9,885	9,190	8,578	9,028	7,343	7,337	7,348	8,572	10,863	10,073	8,855	8,869	8,039	8,311	7,327	6,655	6,678	7,769	10,514	9,818		
DISTRICT VI ROCKLAND	FILINGS										DISPOSITIONS											
	1980	1981	1982	1983	1984	1985	1986	1987	1988	FY'89	1980	1981	1982	1983	1984	1985	1986	1987	1988	FY'89		
General Civil	508	446	362	364	339	365	323	403	258	240	396	409	345	417	327	330	325	298	215	196		
Forcible Entry	n/a	n/a	n/a	n/a	n/a	n/a	n/a	n/a	58	82	n/a	n/a	n/a	n/a	n/a	n/a	n/a	n/a	46	62		
Land Use	n/a	n/a	n/a	n/a	n/a	n/a	n/a	n/a	10	4	n/a	n/a	n/a	n/a	n/a	n/a	n/a	n/a	2	9		
Money Judgments	365	243	205	185	135	151	98	107	106	118	237	133	140	127	94	83	76	56	61	68		
Small Claims	878	816	1,310	1,161	1,112	1,135	1,299	1,063	1,035	1,127	727	762	1,186	1,526	1,237	985	1,058	959	945	1013		
Protection From Abuse	0	0	22	38	64	81	90	90	123	124	0	0	14	32	50	67	77	93	110	109		
Divorce	249	272	227	257	257	221	225	273	276	270	236	226	200	254	250	234	214	233	271	269		
Protection From Harassment	n/a	n/a	n/a	n/a	n/a	n/a	n/a	n/a	6	6	n/a	n/a	n/a	n/a	n/a	n/a	n/a	n/a	2	4		
Other Family Matters	n/a	n/a	n/a	n/a	n/a	n/a	n/a	n/a	48	55	n/a	n/a	n/a	n/a	n/a	n/a	n/a	n/a	26	26		
Protective Custody	n/a	n/a	n/a	n/a	n/a	n/a	n/a	n/a	15	6	n/a	n/a	n/a	n/a	n/a	n/a	n/a	n/a	9	9		
Mental Health	0	0	0	0	0	0	0	0	0	0	0	0	0	0	0	0	0	0	0	0		
Sub Total	2,000	1,777	2,126	2,005	1,907	1,953	2,035	1,936	1,935	2,032	1,596	1,530	1,885	2,356	1,958	1,699	1,750	1,639	1,687	1,765		
Juvenile	157	95	106	116	104	108	173	133	106	142	155	88	111	118	97	102	167	114	116	114		
Criminal A,B,C	71	65	109	91	96	112	63	88	97	105	78	74	79	118	102	90	64	84	94	99		
Criminal D,E	715	650	731	598	677	838	977	840	900	943	720	643	660	579	641	780	895	783	876	896		
Traffic Criminal	1,343	1,491	1,253	1,221	1,702	1,367	1,168	1,490	1,369	1,342	1,340	1,447	1,171	1,204	1,660	1,286	1,096	1,452	1,298	1392		
Sub Total	2,286	2,301	2,199	2,026	2,579	2,425	2,381	2,551	2,472	2,532	2,293	2,252	2,021	2,019	2,500	2,258	2,222	2,433	2,384	2,501		
Civil Violations/Traffic Inf.	1,289	1,396	1,647	1,280	1,766	1,963	1,715	2,212	2,162	2,229	1,266	1,378	1,638	1,281	1,609	1,927	1,706	2,184	2,108	2220		
TOTAL	5,575	5,474	5,972	5,311	6,252	6,341	6,131	6,699	6,569	6,793	5,155	5,160	5,544	5,656	6,067	5,884	5,678	6,256	6,179	6,486		

Footnotes and case type definitions appear at the end of this section.

DISTRICT VI WISCASSET	FILINGS										DISPOSITIONS										TABLE DC-5 (cont.)	
	1980	1981	1982	1983	1984	1985	1986	1987	1988	FY'89	1980	1981	1982	1983	1984	1985	1986	1987	1988	FY'89		
General Civil	249	215	202	210	206	193	156	218	247	293	177	254	179	226	162	146	128	138	230	217		
Forcible Entry	n/a	n/a	n/a	n/a	n/a	n/a	n/a	n/a	29	26	n/a	n/a	n/a	n/a	n/a	n/a	n/a	n/a	22	23		
Land Use	n/a	n/a	n/a	n/a	n/a	n/a	n/a	n/a	5	3	n/a	n/a	n/a	n/a	n/a	n/a	n/a	n/a	2	3		
Money Judgments	151	109	70	75	56	59	48	48	59	84	123	88	85	65	58	52	45	22	50	70		
Small Claims	635	684	775	519	462	568	465	434	554	553	506	591	673	475	409	434	370	370	445	446		
Protection From Abuse	0	0	31	28	36	33	46	45	67	75	0	0	28	23	31	27	45	31	52	58		
Divorce	191	187	160	158	161	161	158	192	181	177	143	158	139	135	128	126	142	163	152	158		
Protection From Harassment	n/a	n/a	n/a	n/a	n/a	n/a	n/a	n/a	8	18	n/a	n/a	n/a	n/a	n/a	n/a	n/a	n/a	6	9		
Other Family Matters	n/a	n/a	n/a	n/a	n/a	n/a	n/a	n/a	47	41	n/a	n/a	n/a	n/a	n/a	n/a	n/a	n/a	26	33		
Protective Custody	n/a	n/a	n/a	n/a	n/a	n/a	n/a	n/a	1	2	n/a	n/a	n/a	n/a	n/a	n/a	n/a	n/a	6	1		
Mental Health	0	0	3	0	0	0	0	0	0	0	0	0	2	0	0	0	0	0	0	0		
Sub Total	1,226	1,195	1,241	990	921	1,014	873	937	1,198	1,272	949	1,091	1,106	924	788	785	730	724	991	1,018		
Juvenile	63	63	54	77	56	135	75	107	73	140	48	44	19	77	35	87	96	89	70	75		
Criminal A,B,C	58	41	113	111	74	52	66	96	116	129	21	40	96	115	72	77	68	75	110	135		
Criminal D,E	364	389	685	614	626	604	550	525	600	633	358	394	562	569	588	601	514	486	676	719		
Traffic Criminal	1,118	1,285	941	969	755	882	891	1,120	985	951	1,101	1,201	837	941	777	737	793	1,004	1,050	1,092		
Sub Total	1,603	1,778	1,793	1,771	1,511	1,673	1,582	1,848	1,774	1,853	1,528	1,679	1,514	1,702	1,472	1,502	1,471	1,654	1,906	2,021		
Civil Violations/Traffic Inf.	1,780	1,745	1,719	1,775	1,465	2,251	1,973	2,263	1,799	1,458	1,734	1,582	1,489	1,693	1,472	2,215	1,924	2,149	1,913	1,766		
TOTAL	4,609	4,718	4,753	4,536	3,897	4,938	4,428	5,048	4,771	4,583	4,211	4,352	4,109	4,319	3,732	4,502	4,125	4,527	4,810	4,805		
DISTRICT VII AUGUSTA	FILINGS										DISPOSITIONS										TABLE DC-5 (cont.)	
	1980	1981	1982	1983	1984	1985	1986	1987	1988	FY'89	1980	1981	1982	1983	1984	1985	1986	1987	1988	FY'89		
General Civil	865	971	884	782	733	697	723	759	510	517	771	781	973	804	741	668	698	731	743	687		
Forcible Entry	n/a	n/a	n/a	n/a	n/a	n/a	n/a	n/a	176	207	n/a	n/a	n/a	n/a	n/a	n/a	n/a	n/a	168	188		
Land Use	n/a	n/a	n/a	n/a	n/a	n/a	n/a	n/a	5	14	n/a	n/a	n/a	n/a	n/a	n/a	n/a	n/a	2	5		
Money Judgments	418	427	380	330	360	285	278	182	191	164	375	663	327	321	387	296	273	206	206	185		
Small Claims	963	1,638	1,274	1,430	1,387	1,443	1,870	1,522	1,805	1,952	947	1,632	1,502	1,500	1,600	1,371	1,166	1,357	1,632	1,799		
Protection From Abuse	0	0	128	174	228	206	201	191	228	225	0	0	129	171	193	190	217	191	246	226		
Divorce	539	544	444	462	464	440	423	402	461	451	505	795	422	474	472	441	391	395	475	514		
Protection From Harassment	n/a	n/a	n/a	n/a	n/a	n/a	n/a	n/a	262	250	n/a	n/a	n/a	n/a	n/a	n/a	n/a	n/a	254	261		
Other Family Matters	n/a	n/a	n/a	n/a	n/a	n/a	n/a	n/a	65	55	n/a	n/a	n/a	n/a	n/a	n/a	n/a	n/a	25	40		
Protective Custody	n/a	n/a	n/a	n/a	n/a	n/a	n/a	n/a	21	23	n/a	n/a	n/a	n/a	n/a	n/a	n/a	n/a	20	12		
Mental Health	256	279	350	246	475	487	509	491	512	458	259	332	317	222	445	483	573	516	436	376		
Sub Total	3,041	3,859	3,460	3,424	3,647	3,558	4,004	3,547	4,236	4,316	2,857	4,203	3,670	3,492	3,838	3,449	3,318	3,396	4,207	4,293		
Juvenile	337	349	132	211	239	211	245	221	242	315	368	393	186	229	255	210	211	224	218	276		
Criminal A,B,C	205	188	156	184	211	224	287	270	337	354	139	161	162	153	209	202	221	214	239	265		
Criminal D,E	1,839	1,881	1,807	1,905	1,281	2,193	2,726	1,706	1,668	1,856	1,639	1,931	1,150	1,414	1,540	1,930	1,870	1,303	1,352	1,615		
Traffic Criminal	3,106	3,286	2,173	2,028	1,987	2,070	2,186	3,301	3,576	3,493	1,288	2,552	1,318	1,785	1,655	2,548	2,669	2,872	3,209	3,413		
Sub Total	5,487	5,704	4,268	4,328	3,718	4,698	5,444	5,498	5,823	6,018	3,434	5,037	2,816	3,581	3,659	4,890	4,971	4,613	5,018	5,569		
Civil Violations/Traffic Inf.	8,058	5,773	6,659	5,593	6,089	9,029	9,012	11,285	10,524	9,041	8,996	7,544	7,267	6,220	5,986	9,564	10,875	11,531	10,117	9,032		
TOTAL	16,586	15,336	14,387	13,345	13,454	17,285	18,460	20,330	20,583	19,375	15,287	16,784	13,753	13,293	13,483	17,903	19,164	19,540	19,342	18,894		

Footnotes and case type definitions appear at the end of this section.

DISTRICT VII WATERVILLE	FILINGS										DISPOSITIONS										TABLE DC-5 (con't.)	
	1980	1981	1982	1983	1984	1985	1986	1987	1988	FY'88	1980	1981	1982	1983	1984	1985	1986	1987	1988	FY'88		
General Civil	581	533	442	413	381	417	342	420	314	315	826	615	668	306	374	338	402	351	501	330		
Forcible Entry	n/a	n/a	n/a	n/a	n/a	n/a	n/a	n/a	65	76	n/a	n/a	n/a	n/a	n/a	n/a	n/a	n/a	57	75		
Land Use	n/a	n/a	n/a	n/a	n/a	n/a	n/a	n/a	4	4	n/a	n/a	n/a	n/a	n/a	n/a	n/a	n/a	1	2		
Money Judgments	285	192	182	128	128	140	127	90	150	105	211	177	235	170	109	103	101	70	288	294		
Small Claims	830	1,216	1,057	1,262	1,018	1,193	1,067	1,256	1,265	1,396	791	909	933	1,130	1,044	1,066	1,016	1,315	1,125	1,237		
Protection From Abuse	0	0	64	118	110	130	155	161	194	201	0	0	42	112	116	101	129	157	187	185		
Divorce	302	287	246	257	283	272	264	241	288	284	342	364	239	217	241	234	340	232	265	337		
Protection From Harassment	n/a	n/a	n/a	n/a	n/a	n/a	n/a	n/a	138	146	n/a	n/a	n/a	n/a	n/a	n/a	n/a	n/a	135	160		
Other Family Matters	n/a	n/a	n/a	n/a	n/a	n/a	n/a	n/a	55	36	n/a	n/a	n/a	n/a	n/a	n/a	n/a	n/a	38	46		
Protective Custody	n/a	n/a	n/a	n/a	n/a	n/a	n/a	n/a	12	15	n/a	n/a	n/a	n/a	n/a	n/a	n/a	n/a	4	10		
Mental Health	0	0	0	0	0	0	0	0	0	0	0	0	0	0	0	0	0	0	0	0		
Sub Total	1,999	2,228	1,991	2,178	1,920	2,152	1,955	2,168	2,483	2,578	2,170	2,065	2,117	1,935	1,884	1,842	1,986	2,125	2,601	2,676		
Juvenile	159	182	241	181	173	198	232	266	383	422	164	160	150	247	128	168	210	190	307	348		
Criminal A,B,C	108	71	121	158	183	226	249	162	170	184	66	62	98	155	177	144	266	128	130	109		
Criminal D,E	1,123	1,055	1,390	1,574	2,118	2,675	2,550	1,704	1,588	1,590	702	936	1,223	1,595	1,624	2,062	2,383	1,704	1,475	1,286		
Traffic Criminal	1,370	1,644	1,620	1,380	993	711	747	1,880	2,776	2,947	679	1,056	1,177	1,186	1,021	841	608	1,782	2,801	2,630		
Sub Total	2,760	2,952	3,372	3,293	3,467	3,810	3,778	3,812	4,897	5,143	1,611	2,214	2,648	3,183	2,950	3,215	3,467	3,604	4,713	4,373		
Civil Violations/Traffic Inf.	2,051	1,903	2,000	2,927	2,850	4,957	5,315	5,168	4,995	5,118	1,670	1,361	1,850	2,896	3,315	4,328	5,291	5,264	4,902	4,608		
TOTAL	8,810	7,083	7,363	8,388	8,237	10,919	11,048	11,148	12,375	12,839	5,451	5,640	6,815	8,014	8,149	9,385	10,746	11,193	12,216	11,957		

DISTRICT VIII LEWISTON	FILINGS										DISPOSITIONS										TABLE DC-5 (con't.)	
	1980	1981	1982	1983	1984	1985	1986	1987	1988	FY'88	1980	1981	1982	1983	1984	1985	1986	1987	1988	FY'88		
General Civil	1,597	1,700	1,414	1,356	1,402	1,278	1,279	1,412	898	861	1,628	1,534	1,350	1,220	1,202	1,362	1,046	1,170	771	760		
Forcible Entry	n/a	n/a	n/a	n/a	n/a	n/a	n/a	n/a	596	582	n/a	n/a	n/a	n/a	n/a	n/a	n/a	n/a	539	559		
Land Use	n/a	n/a	n/a	n/a	n/a	n/a	n/a	n/a	13	17	n/a	n/a	n/a	n/a	n/a	n/a	n/a	n/a	4	9		
Money Judgments	735	517	414	406	365	322	328	268	380	333	927	570	343	335	327	133	315	214	275	216		
Small Claims	1,220	1,367	1,205	1,214	1,250	1,473	1,544	1,582	1,627	1,854	1,091	1,355	1,185	1,277	1,041	1,493	1,385	1,358	1,442	1,448		
Protection From Abuse	0	0	249	357	424	478	467	504	366	420	0	0	246	276	333	406	458	504	378	412		
Divorce	666	713	626	584	663	616	570	667	679	687	821	802	658	687	759	724	787	731	911	717		
Protection From Harassment	n/a	n/a	n/a	n/a	n/a	n/a	n/a	n/a	546	584	n/a	n/a	n/a	n/a	n/a	n/a	n/a	n/a	537	587		
Other Family Matters	n/a	n/a	n/a	n/a	n/a	n/a	n/a	n/a	132	132	n/a	n/a	n/a	n/a	n/a	n/a	n/a	n/a	130	125		
Protective Custody	n/a	n/a	n/a	n/a	n/a	n/a	n/a	n/a	50	54	n/a	n/a	n/a	n/a	n/a	n/a	n/a	n/a	62	62		
Mental Health	12	0	0	0	0	0	0	0	0	0	1	14	0	0	0	0	0	0	0	0		
Sub Total	4,250	4,297	3,908	3,917	4,104	4,167	4,188	4,443	5,287	5,334	4,468	4,275	3,782	3,795	3,662	4,118	3,991	3,977	5,049	4,895		
Juvenile	345	286	263	280	252	337	271	306	292	387	340	258	273	396	282	291	271	176	199	276		
Criminal A,B,C	316	246	266	270	278	332	336	395	360	412	293	238	291	213	192	385	241	341	315	316		
Criminal D,E	2,074	2,035	2,004	2,228	2,032	2,860	2,951	2,508	2,300	2,622	2,106	1,781	1,855	1,929	1,926	2,047	2,797	2,252	1,972	2,235		
Traffic Criminal	4,348	5,217	4,819	3,574	2,624	3,313	2,763	4,781	4,544	4,718	4,617	4,999	4,874	3,567	2,533	2,838	2,949	4,040	4,409	4,440		
Sub Total	7,083	7,784	7,352	6,350	5,186	6,842	6,321	7,990	7,496	8,139	7,356	7,276	7,293	6,105	4,933	5,561	6,258	6,809	6,895	7,267		
Civil Violations/Traffic Inf.	6,486	5,239	5,590	7,567	8,585	11,952	10,459	11,495	11,508	10,573	6,500	5,025	5,411	6,979	8,226	10,778	10,675	10,175	11,076	10,131		
TOTAL	17,819	17,320	16,850	17,834	17,875	22,961	20,966	23,928	24,291	24,046	18,324	16,576	16,486	16,879	16,821	20,457	20,924	20,961	23,020	22,293		

Footnotes and case type definitions appear at the end of this section.

DISTRICT IX BRIDGTON	FILINGS										DISPOSITIONS										TABLE DC-5 (cont.)	
	1980	1981	1982	1983	1984	1985	1986	1987	1988	FY'89	1980	1981	1982	1983	1984	1985	1986	1987	1988	FY'89		
General Civil	141	149	142	124	70	97	128	166	121	136	166	193	161	114	87	125	134	153	91	110		
Forcible Entry	n/a	n/a	n/a	n/a	n/a	n/a	n/a	n/a	22	19	n/a	n/a	n/a	n/a	n/a	n/a	n/a	n/a	22	17		
Land Use	n/a	n/a	n/a	n/a	n/a	n/a	n/a	n/a	5	6	n/a	n/a	n/a	n/a	n/a	n/a	n/a	n/a	4	4		
Money Judgments	54	58	37	34	25	22	50	33	55	40	53	65	29	47	35	25	40	28	55	36		
Small Claims	342	210	281	308	313	369	762	454	583	645	255	292	152	378	322	350	731	446	536	591		
Protection From Abuse	0	0	16	21	36	58	56	42	43	51	0	0	0	22	33	49	49	42	41	51		
Divorce	115	110	112	109	114	122	124	95	114	100	113	122	200	116	90	108	104	127	101	88		
Protection From Harassment	n/a	n/a	n/a	n/a	n/a	n/a	n/a	n/a	51	58	n/a	n/a	n/a	n/a	n/a	n/a	n/a	n/a	44	54		
Other Family Matters	n/a	n/a	n/a	n/a	n/a	n/a	n/a	n/a	8	11	n/a	n/a	n/a	n/a	n/a	n/a	n/a	n/a	5	4		
Protective Custody	n/a	n/a	n/a	n/a	n/a	n/a	n/a	n/a	7	6	n/a	n/a	n/a	n/a	n/a	n/a	n/a	n/a	7	5		
Mental Health	0	0	0	0	0	0	0	0	0	0	0	0	0	0	0	0	0	0	0	0		
Sub Total	652	527	588	596	558	668	1,120	790	1,009	1,072	587	672	542	679	567	657	1,058	796	906	960		
Juvenile	71	124	72	40	22	61	18	11	16	31	66	91	84	64	35	26	50	7	13	21		
Criminal A,B,C	79	55	72	39	36	37	27	28	61	56	61	38	67	37	45	40	28	23	34	44		
Criminal D,E	445	417	720	373	428	333	442	551	468	554	461	404	767	416	444	300	424	551	386	465		
Traffic Criminal	490	569	499	924	793	621	685	1,173	1,136	1,273	394	449	357	759	764	602	691	980	981	1,095		
Sub Total	1,085	1,165	1,363	1,376	1,279	1,052	1,172	1,763	1,681	1,914	982	982	1,275	1,276	1,288	968	1,193	1,561	1,414	1,625		
Civil Violations/Traffic Inf.	1,751	1,304	920	1,183	1,151	859	1,047	2,166	3,075	2,844	1,761	1,373	883	1,188	1,179	881	1,012	2,026	2,853	2,769		
TOTAL	3,488	2,996	2,871	3,155	2,988	2,579	3,339	4,719	5,765	5,830	3,330	3,027	2,700	3,143	3,034	2,506	3,263	4,383	5,173	5,354		

DISTRICT IX PORTLAND (f)	FILINGS										DISPOSITIONS										TABLE DC-5 (cont.)	
	1980	1981	1982	1983	1984	1985	1986	1987	1988	FY'89	1980	1981	1982	1983	1984	1985	1986	1987	1988	FY'89		
General Civil	3,103	3,054	2,960	2,955	2,871	2,799	2,846	3,062	2,331	2,340	2,483	4,179	3,258	3,520	4,123	3,228	3,525	3,603	2,550	2,226		
Forcible Entry	n/a	n/a	n/a	n/a	n/a	n/a	n/a	n/a	860	916	n/a	n/a	n/a	n/a	n/a	n/a	n/a	n/a	813	678		
Land Use	n/a	n/a	n/a	n/a	n/a	n/a	n/a	n/a	4	8	n/a	n/a	n/a	n/a	n/a	n/a	n/a	n/a	0	1		
Money Judgments	919	798	865	943	768	782	847	796	1,029	1,090	854	668	843	1,192	738	505	1,823	2,077	2,245	1,615		
Small Claims	1,724	2,116	2,232	3,039	2,625	3,073	2,956	3,187	3,198	3,403	1,242	2,156	1,923	2,584	2,537	2,806	2,431	2,939	3,016	2,907		
Protection From Abuse	0	0	237	332	344	349	414	497	385	425	0	0	261	457	271	226	365	479	341	431		
Divorce	1,177	1,223	1,102	1,069	1,219	1,245	1,084	1,184	1,118	1,080	1,255	1,204	1,003	1,080	1,023	1,069	940	1,227	1,014	1,044		
Protection From Harassment	n/a	n/a	n/a	n/a	n/a	n/a	n/a	n/a	243	293	n/a	n/a	n/a	n/a	n/a	n/a	n/a	n/a	173	284		
Other Family Matters	n/a	n/a	n/a	n/a	n/a	n/a	n/a	n/a	183	214	n/a	n/a	n/a	n/a	n/a	n/a	n/a	n/a	80	82		
Protective Custody	n/a	n/a	n/a	n/a	n/a	n/a	n/a	n/a	92	72	n/a	n/a	n/a	n/a	n/a	n/a	n/a	n/a	62	45		
Mental Health	382	183	234	184	248	215	261	236	245	209	388	176	221	202	248	217	263	184	229	175		
Sub Total	7,305	7,374	7,630	8,522	8,075	8,463	8,408	8,962	9,688	10,050	6,222	8,383	7,509	9,035	8,940	8,051	9,147	10,509	10,523	9,488		
Juvenile	504	546	414	462	397	454	446	698	561	610	502	517	339	418	437	388	367	507	664	579		
Criminal A,B,C	341	298	504	586	548	661	762	912	982	1,079	219	364	457	496	455	551	535	918	876	1,020		
Criminal D,E	2,887	3,052	3,188	4,256	4,520	5,350	6,176	4,796	5,115	5,167	2,326	2,902	5,138	5,045	2,643	3,610	2,978	3,742	4,332	4,823		
Traffic Criminal	10,830	12,860	9,937	9,700	8,011	8,387	9,327	12,674	13,593	14,261	8,120	13,430	11,612	11,650	9,090	8,688	8,543	11,395	12,333	13,737		
Sub Total	14,582	16,756	14,043	15,004	13,476	14,852	16,711	19,080	20,251	21,117	11,167	17,213	17,546	17,609	12,625	13,237	12,423	16,562	18,205	20,159		
Civil Violations/Traffic Inf.	15,944	16,160	15,688	20,818	19,506	21,826	30,991	30,215	37,775	35,887	19,280	16,213	15,053	19,069	19,293	22,134	28,986	29,061	35,663	35,910		
TOTAL	37,811	40,290	37,361	44,344	41,057	45,141	56,110	58,257	67,714	67,054	36,669	41,809	40,108	45,713	40,858	43,422	50,556	56,132	64,391	65,557		

Footnotes and case type definitions appear at the end of this section.

DISTRICT X BRODEFORD	FILINGS										1980	1981	1982	1983	1984	1985	1986	1987	1988	FY'89	
	1980	1981	1982	1983	1984	1985	1986	1987	1988	FY'89											
General Civil	714	733	724	675	681	764	738	869	571	626											
Forcible Entry	n/a	n/a	n/a	n/a	n/a	n/a	n/a	n/a	230	211											
Land Use	n/a	n/a	n/a	n/a	n/a	n/a	n/a	n/a	28	29											
Money Judgments	245	221	185	157	143	140	168	190	202	186											
Small Claims	1,147	1,220	1,390	1,610	1,673	1,358	1,273	1,240	1,434	1,375											
Protection From Abuse	0	0	85	118	140	157	171	235	207	239											
Divorce	419	429	426	405	448	484	449	449	367	414											
Protection From Harassment	n/a	n/a	n/a	n/a	n/a	n/a	n/a	n/a	255	352											
Other Family Matters	n/a	n/a	n/a	n/a	n/a	n/a	n/a	n/a	69	81											
Protective Custody	n/a	n/a	n/a	n/a	n/a	n/a	n/a	n/a	40	42											
Mental Health	0	0	0	0	0	0	0	0	0	0											
Sub Total	2,525	2,603	2,810	2,965	3,085	2,903	2,799	2,983	3,403	3,555											
Juvenile	394	313	282	271	288	413	298	499	544	447											
Criminal A,B,C	290	313	274	282	292	255	397	390	508	550											
Criminal D,E	1,859	1,907	1,757	1,499	1,818	2,843	2,352	2,275	2,884	2,875											
Traffic Criminal	3,959	3,922	3,673	3,961	3,936	4,819	5,046	6,394	6,192	6,575											
Sub Total	6,502	6,455	5,986	6,013	6,334	8,330	8,093	9,558	10,128	10,447											
Civil Violations/Traffic Inf.	8,824	8,595	5,829	7,653	8,696	10,182	11,468	13,386	16,851	16,474											
TOTAL	17,851	17,653	14,625	16,631	18,115	21,415	22,360	25,927	30,382	30,476											

		DISPOSITIONS										TABLE DC-5 (cont.)									
		1980	1981	1982	1983	1984	1985	1986	1987	1988	FY'89	1980	1981	1982	1983	1984	1985	1986	1987	1988	FY'89
		461	753	602	514	479	350	425	467	672	306	461	753	602	514	479	350	425	467	672	306
		n/a	n/a	n/a	n/a	n/a	n/a	n/a	n/a	159	143	n/a	n/a	n/a	n/a	n/a	n/a	n/a	n/a	159	143
		n/a	n/a	n/a	n/a	n/a	n/a	n/a	n/a	7	10	n/a	n/a	n/a	n/a	n/a	n/a	n/a	n/a	7	10
		137	109	28	34	136	27	63	54	65	48	137	109	28	34	136	27	63	54	65	48
		759	611	1,427	1,295	1,222	965	1,419	1,190	1,193	1,077	759	611	1,427	1,295	1,222	965	1,419	1,190	1,193	1,077
		0	0	33	49	63	79	58	217	144	170	0	0	33	49	63	79	58	217	144	170
		327	515	355	354	335	391	349	540	331	344	327	515	355	354	335	391	349	540	331	344
		n/a	n/a	n/a	n/a	n/a	n/a	n/a	n/a	190	264	n/a	n/a	n/a	n/a	n/a	n/a	n/a	n/a	190	264
		n/a	n/a	n/a	n/a	n/a	n/a	n/a	n/a	25	24	n/a	n/a	n/a	n/a	n/a	n/a	n/a	n/a	25	24
		n/a	n/a	n/a	n/a	n/a	n/a	n/a	n/a	11	6	n/a	n/a	n/a	n/a	n/a	n/a	n/a	n/a	11	6
		0	0	0	0	0	0	0	0	0	0	0	0	0	0	0	0	0	0	0	0
		1,684	1,988	2,445	2,246	2,235	1,812	2,314	2,468	2,797	2,392	1,684	1,988	2,445	2,246	2,235	1,812	2,314	2,468	2,797	2,392
		375	318	254	223	203	305	257	311	474	382	375	318	254	223	203	305	257	311	474	382
		215	312	256	256	244	304	386	326	362	446	215	312	256	256	244	304	386	326	362	446
		1,822	1,945	1,746	1,784	1,894	2,413	2,975	1,796	2,410	2,415	1,822	1,945	1,746	1,784	1,894	2,413	2,975	1,796	2,410	2,415
		4,144	3,726	3,372	3,975	4,053	4,448	4,903	6,059	6,083	6,387	4,144	3,726	3,372	3,975	4,053	4,448	4,903	6,059	6,083	6,387
		6,556	6,301	5,628	6,238	6,394	7,470	8,521	8,492	9,329	9,630	6,556	6,301	5,628	6,238	6,394	7,470	8,521	8,492	9,329	9,630
		9,001	8,821	6,049	7,548	8,278	9,993	11,728	13,198	16,337	15,712	9,001	8,821	6,049	7,548	8,278	9,993	11,728	13,198	16,337	15,712
		17,241	17,110	14,122	16,032	16,907	19,275	22,563	24,158	28,463	27,734	17,241	17,110	14,122	16,032	16,907	19,275	22,563	24,158	28,463	27,734

DISTRICT X SPRINGVALE	FILINGS										1980	1981	1982	1983	1984	1985	1986	1987	1988	FY'89	
	1980	1981	1982	1983	1984	1985	1986	1987	1988	FY'89											
General Civil	277	302	245	264	303	331	349	350	350	378											
Forcible Entry	n/a	n/a	n/a	n/a	n/a	n/a	n/a	n/a	74	82											
Land Use	n/a	n/a	n/a	n/a	n/a	n/a	n/a	n/a	3	20											
Money Judgments	154	77	59	47	54	59	96	82	136	104											
Small Claims	702	561	588	696	869	777	766	703	498	666											
Protection From Abuse	0	0	69	90	105	88	104	134	136	153											
Divorce	277	292	268	266	298	288	274	300	274	270											
Protection From Harassment	n/a	n/a	n/a	n/a	n/a	n/a	n/a	n/a	39	46											
Other Family Matters	n/a	n/a	n/a	n/a	n/a	n/a	n/a	n/a	35	47											
Protective Custody	n/a	n/a	n/a	n/a	n/a	n/a	n/a	n/a	20	18											
Mental Health	0	0	1	0	1	0	0	0	0	0											
Sub Total	1,410	1,232	1,230	1,363	1,630	1,543	1,589	1,569	1,565	1,784											
Juvenile	105	119	102	149	189	297	257	199	331	326											
Criminal A,B,C	99	119	152	179	222	265	254	213	378	356											
Criminal D,E	624	762	843	948	1,023	1,494	1,527	1,396	1,457	1,400											
Traffic Criminal	2,170	2,173	1,869	2,071	1,599	2,092	2,535	2,442	2,438	2,456											
Sub Total	2,998	3,173	2,966	3,347	3,033	4,148	4,573	4,250	4,604	4,538											
Civil Violations/Traffic Inf.	2,742	2,253	1,966	2,965	2,582	2,368	2,818	3,572	3,967	3,923											
TOTAL	7,150	6,658	6,162	7,675	7,245	8,059	8,980	9,391	10,136	10,245											

		DISPOSITIONS										TABLE DC-5 (cont.)									
		1980	1981	1982	1983	1984	1985	1986	1987	1988	FY'89	1980	1981	1982	1983	1984	1985	1986	1987	1988	FY'89
		239	265	377	210	226	449	436	307	280	269	239	265	377	210	226	449	436	307	280	269
		n/a	n/a	n/a	n/a	n/a	n/a	n/a	n/a	71	75	n/a	n/a	n/a	n/a	n/a	n/a	n/a	n/a	71	75
		n/a	n/a	n/a	n/a	n/a	n/a	n/a	n/a	1	16	n/a	n/a	n/a	n/a	n/a	n/a	n/a	n/a	1	16
		118	67	65	28	24	33	34	62	93	87	118	67	65	28	24	33	34	62	93	87
		465	385	375	366	484	555	512	485	593	426	465	385	375	366	484	555	512	485	593	426
		0	0	82	84	74	123	98	119	90	91	0	0	82	84	74	123	98	119	90	91
		243	353	265	229	242	349														

DISTRICT X YORK	FILINGS										DISPOSITIONS										TABLE DC-5 (con't.)	
	1980	1981	1982	1983	1984	1985	1986	1987	1988	FY'89	1980	1981	1982	1983	1984	1985	1986	1987	1988	FY'89		
General Civil	206	194	205	209	211	205	216	226	220	225	186	254	177	206	206	189	166	175	164	130		
Forcible Entry	n/a	n/a	n/a	n/a	n/a	n/a	n/a	n/a	41	34	n/a	n/a	n/a	n/a	n/a	n/a	n/a	n/a	29	31		
Land Use	n/a	n/a	n/a	n/a	n/a	n/a	n/a	n/a	4	2	n/a	n/a	n/a	n/a	n/a	n/a	n/a	n/a	1	1		
Money Judgments	51	56	53	40	40	40	47	66	59	56	31	85	43	33	46	43	31	45	58	56		
Small Claims	255	291	226	346	428	452	350	347	411	381	238	298	227	307	382	483	386	308	362	361		
Protection From Abuse	0	0	20	37	44	58	55	64	53	38	0	0	13	32	35	58	40	42	40	29		
Divorce	169	199	192	154	174	179	155	175	223	214	175	214	187	176	125	167	130	126	180	197		
Protection From Harassment	n/a	n/a	n/a	n/a	n/a	n/a	n/a	n/a	17	30	n/a	n/a	n/a	n/a	n/a	n/a	n/a	n/a	15	19		
Other Family Matters	n/a	n/a	n/a	n/a	n/a	n/a	n/a	n/a	8	7	n/a	n/a	n/a	n/a	n/a	n/a	n/a	n/a	3	4		
Protective Custody	n/a	n/a	n/a	n/a	n/a	n/a	n/a	n/a	4	2	n/a	n/a	n/a	n/a	n/a	n/a	n/a	n/a	0	1		
Mental Health	1	0	0	0	0	0	0	0	0	0	1	0	0	0	0	0	0	0	0	0		
Sub Total	682	740	696	786	897	934	823	878	1,040	989	631	851	647	754	794	940	753	696	852	829		
Juvenile	38	41	71	52	51	86	65	85	122	145	41	37	55	45	53	46	41	40	102	152		
Criminal A,B,C	110	122	130	127	104	127	103	199	214	273	100	114	123	108	80	94	110	108	153	215		
Criminal D,E	701	679	683	626	650	738	561	603	708	753	715	739	615	588	530	508	549	432	656	687		
Traffic Criminal	4,172	4,345	4,406	5,719	5,689	6,240	5,723	5,157	6,660	7,239	4,135	4,338	6,137	5,447	5,235	6,030	6,158	5,061	6,450	6,803		
Sub Total	5,021	5,187	5,290	6,524	6,494	7,191	6,452	6,044	7,704	8,410	4,991	5,228	6,930	6,188	5,898	6,678	6,858	5,641	7,361	7,857		
Civil Violations/Traffic Inf.	4,138	3,387	3,205	4,493	5,787	6,793	6,847	7,831	7,245	7,144	4,192	3,522	2,982	4,361	5,489	6,366	7,112	8,229	7,693	7,181		
TOTAL	9,841	9,314	9,191	11,803	13,178	14,918	14,122	14,753	15,989	16,543	9,814	9,601	10,559	11,323	12,181	13,984	14,723	14,566	15,906	15,867		

DISTRICT XI LIVERMORE FALLS	FILINGS										DISPOSITIONS										TABLE DC-5 (con't.)	
	1980	1981	1982	1983	1984	1985	1986	1987	1988	FY'89	1980	1981	1982	1983	1984	1985	1986	1987	1988	FY'89		
General Civil	53	84	58	35	52	47	58	58	56	52	32	73	76	45	47	55	51	51	61	81		
Forcible Entry	n/a	n/a	n/a	n/a	n/a	n/a	n/a	n/a	16	17	n/a	n/a	n/a	n/a	n/a	n/a	n/a	n/a	16	17		
Land Use	n/a	n/a	n/a	n/a	n/a	n/a	n/a	n/a	2	2	n/a	n/a	n/a	n/a	n/a	n/a	n/a	n/a	0	0		
Money Judgments	23	33	25	9	20	21	17	24	17	16	26	7	42	17	28	21	12	12	31	30		
Small Claims	116	186	249	207	202	220	276	245	226	214	106	128	279	224	191	219	254	205	246	215		
Protection From Abuse	0	0	6	11	12	24	20	41	31	38	0	0	8	12	11	18	21	39	26	37		
Divorce	50	64	50	50	48	56	47	57	52	53	49	58	60	55	45	57	57	46	54	56		
Protection From Harassment	n/a	n/a	n/a	n/a	n/a	n/a	n/a	n/a	31	33	n/a	n/a	n/a	n/a	n/a	n/a	n/a	n/a	28	29		
Other Family Matters	n/a	n/a	n/a	n/a	n/a	n/a	n/a	n/a	5	8	n/a	n/a	n/a	n/a	n/a	n/a	n/a	n/a	2	3		
Protective Custody	n/a	n/a	n/a	n/a	n/a	n/a	n/a	n/a	3	2	n/a	n/a	n/a	n/a	n/a	n/a	n/a	n/a	3	1		
Mental Health	0	0	0	0	0	0	0	0	0	0	0	0	0	0	0	0	0	0	0	0		
Sub Total	242	367	388	312	334	368	418	425	439	435	213	266	465	353	322	370	395	353	467	449		
Juvenile	44	64	12	15	28	27	58	27	19	18	45	57	20	16	28	23	48	37	29	22		
Criminal A,B,C	18	26	19	28	18	23	21	14	24	28	12	17	30	18	18	26	22	16	32	31		
Criminal D,E	167	267	226	196	139	183	254	226	241	269	133	227	254	171	148	191	232	196	225	220		
Traffic Criminal	397	464	407	369	318	328	358	571	649	666	374	476	397	329	353	336	350	511	621	645		
Sub Total	626	821	664	608	503	561	691	838	933	981	564	779	701	534	547	576	652	760	907	918		
Civil Violations/Traffic Inf.	605	412	586	616	740	589	592	773	1,033	1,138	577	420	576	574	729	602	576	744	1,088	1,156		
TOTAL	1,473	1,600	1,638	1,536	1,577	1,518	1,701	2,036	2,405	2,554	1,354	1,465	1,742	1,461	1,598	1,548	1,623	1,857	2,462	2,523		

Footnotes and case type definitions appear at the end of this section.

DISTRICT XI		FILINGS										DISPOSITIONS										TABLE DC-5 (con't.)	
RUMFORD		1980	1981	1982	1983	1984	1985	1986	1987	1988	FY'89	1980	1981	1982	1983	1984	1985	1986	1987	1988	FY'89		
General Civil		171	170	164	122	101	156	174	199	141	156	161	264	163	152	87	171	163	211	181	171		
Forcible Entry		n/a	n/a	n/a	n/a	n/a	n/a	n/a	n/a	22	35	n/a	n/a	n/a	n/a	n/a	n/a	n/a	n/a	21	36		
Land Use		n/a	n/a	n/a	n/a	n/a	n/a	n/a	n/a	0	0	n/a	n/a	n/a	n/a	n/a	n/a	n/a	n/a	0	0		
Money Judgments		261	117	126	73	101	98	90	87	92	80	417	343	280	156	85	79	145	136	108	74		
Small Claims		775	779	838	761	665	741	882	1,002	587	545	820	799	833	799	727	690	832	1,033	644	537		
Protection From Abuse		0	0	11	10	37	42	68	75	55	48	0	0	8	7	24	50	73	68	67	53		
Divorce		125	118	98	112	118	115	120	106	108	120	127	191	84	121	105	122	97	139	116	112		
Protection From Harassment		n/a	n/a	n/a	n/a	n/a	n/a	n/a	n/a	73	82	n/a	n/a	n/a	n/a	n/a	n/a	n/a	n/a	73	90		
Other Family Matters		n/a	n/a	n/a	n/a	n/a	n/a	n/a	n/a	22	14	n/a	n/a	n/a	n/a	n/a	n/a	n/a	n/a	9	10		
Protective Custody		n/a	n/a	n/a	n/a	n/a	n/a	n/a	n/a	3	4	n/a	n/a	n/a	n/a	n/a	n/a	n/a	n/a	0	0		
Mental Health		0	0	0	0	0	0	0	0	0	0	0	0	0	0	0	0	0	0	0	0		
Sub Total		1,332	1,184	1,237	1,078	1,022	1,152	1,334	1,469	1,103	1,084	1,525	1,597	1,368	1,235	1,028	1,112	1,310	1,587	1,199	1,083		
Juvenile		59	135	65	78	48	83	77	56	82	78	53	105	89	52	53	70	92	59	75	74		
Criminal A,B,C		60	64	34	36	41	46	24	37	43	51	29	62	35	12	46	13	12	112	41	34		
Criminal D,E		669	591	440	404	370	446	542	482	440	463	540	524	401	384	344	386	500	409	318	390		
Traffic Criminal		922	894	860	665	550	613	594	885	840	956	926	744	736	626	510	565	555	780	720	893		
Sub Total		1,710	1,684	1,399	1,183	1,009	1,188	1,237	1,460	1,405	1,548	1,548	1,435	1,261	1,074	953	1,034	1,159	1,360	1,154	1,391		
Civil Violations/Traffic Inf.		763	892	955	997	712	735	896	1,185	1,222	1,517	724	779	937	968	719	745	873	1,117	1,140	1,502		
TOTAL		3,805	3,760	3,591	3,258	2,743	3,075	3,467	4,114	3,730	4,149	3,797	3,811	3,566	3,277	2,700	2,891	3,342	4,064	3,493	3,976		

DISTRICT XI		FILINGS										DISPOSITIONS											
SOUTH PARIS		1980	1981	1982	1983	1984	1985	1986	1987	1988	FY'89	1980	1981	1982	1983	1984	1985	1986	1987	1988	FY'89		
General Civil		131	138	115	97	153	147	210	243	162	165	138	153	90	144	118	117	207	179	176	165		
Forcible Entry		n/a	n/a	n/a	n/a	n/a	n/a	n/a	n/a	41	28	n/a	n/a	n/a	n/a	n/a	n/a	n/a	n/a	42	27		
Land Use		n/a	n/a	n/a	n/a	n/a	n/a	n/a	n/a	0	1	n/a	n/a	n/a	n/a	n/a	n/a	n/a	n/a	0	0		
Money Judgments		95	67	29	24	28	39	64	56	98	85	81	65	19	18	26	32	39	44	61	41		
Small Claims		595	729	999	1,372	827	1,335	1,528	1,827	1,526	1,887	445	658	823	1,202	836	1,111	1,480	1,663	1,327	1,542		
Protection From Abuse		0	0	26	29	44	43	74	75	68	91	0	0	20	24	38	41	74	72	54	81		
Divorce		150	154	132	113	144	152	157	163	145	158	141	144	129	134	137	141	155	158	160	148		
Protection From Harassment		n/a	n/a	n/a	n/a	n/a	n/a	n/a	n/a	82	83	n/a	n/a	n/a	n/a	n/a	n/a	n/a	n/a	64	48		
Other Family Matters		n/a	n/a	n/a	n/a	n/a	n/a	n/a	n/a	19	24	n/a	n/a	n/a	n/a	n/a	n/a	n/a	n/a	13	13		
Protective Custody		n/a	n/a	n/a	n/a	n/a	n/a	n/a	n/a	5	2	n/a	n/a	n/a	n/a	n/a	n/a	n/a	n/a	4	2		
Mental Health		0	0	0	0	0	0	0	0	0	0	0	0	0	0	0	0	0	0	0	0		
Sub Total		971	1,088	1,301	1,635	1,196	1,716	2,033	2,364	2,146	2,524	805	1,020	1,081	1,522	1,155	1,442	1,955	2,116	1,901	2,067		
Juvenile		61	46	76	83	56	92	76	27	92	55	105	90	82	99	47	86	73	14	51	42		
Criminal A,B,C		49	70	69	62	58	78	56	49	32	45	43	73	59	51	62	71	59	39	32	35		
Criminal D,E		306	312	409	246	227	368	404	368	439	496	283	307	338	265	194	313	387	340	323	432		
Traffic Criminal		821	818	613	620	571	556	533	685	623	682	816	766	523	552	535	535	503	626	473	635		
Sub Total		1,237	1,246	1,167	1,011	912	1,094	1,069	1,129	1,186	1,278	1,247	1,236	1,002	967	838	1,005	1,022	1,019	879	1,144		
Civil Violations/Traffic Inf.		650	466	515	543	685	703	938	960	1,301	1,358	664	683	530	559	634	672	871	897	1,136	1,384		
TOTAL		2,858	2,800	2,983	3,189	2,793	3,513	4,040	4,453	4,633	5,160	2,716	2,939	2,613	3,048	2,627	3,119	3,848	4,032	3,916	4,595		

Footnotes and case type definitions appear at the end of this section.

DISTRICT XII <i>FARMINGTON</i>	FILINGS										DISPOSITIONS										TABLE DC-5 (con't.)	
	1980	1981	1982	1983	1984	1985	1986	1987	1988	FY'89	1980	1981	1982	1983	1984	1985	1986	1987	1988	FY'89		
General Civil	193	266	242	186	195	238	226	227	197	215	202	271	202	199	188	206	230	196	214	208		
Forcible Entry	n/a	n/a	n/a	n/a	n/a	n/a	n/a	n/a	39	38	n/a	n/a	n/a	n/a	n/a	n/a	n/a	n/a	32	32		
Land Use	n/a	n/a	n/a	n/a	n/a	n/a	n/a	n/a	0	0	n/a	n/a	n/a	n/a	n/a	n/a	n/a	n/a	0	0		
Money Judgments	143	162	143	87	83	87	72	64	76	93	152	170	152	103	81	85	72	71	61	74		
Small Claims	558	659	730	826	893	924	773	682	672	771	547	596	678	904	795	921	846	675	691	817		
Protection From Abuse	0	0	25	26	40	42	48	58	81	89	0	0	16	24	36	37	50	53	66	83		
Divorce	149	137	137	142	169	154	153	146	163	165	183	147	141	119	154	124	154	146	149	142		
Protection From Harassment	n/a	n/a	n/a	n/a	n/a	n/a	n/a	n/a	21	32	n/a	n/a	n/a	n/a	n/a	n/a	n/a	n/a	21	33		
Other Family Matters	n/a	n/a	n/a	n/a	n/a	n/a	n/a	n/a	35	16	n/a	n/a	n/a	n/a	n/a	n/a	n/a	n/a	18	20		
Protective Custody	n/a	n/a	n/a	n/a	n/a	n/a	n/a	n/a	6	7	n/a	n/a	n/a	n/a	n/a	n/a	n/a	n/a	1	1		
Mental Health	0	0	0	0	0	0	0	0	0	0	0	0	0	0	0	0	0	0	0	0		
Sub Total	1,043	1,224	1,277	1,267	1,380	1,445	1,272	1,177	1,290	1,426	1,084	1,184	1,189	1,349	1,254	1,373	1,352	1,141	1,253	1,410		
Juvenile	97	52	137	39	55	60	66	52	70	86	103	50	120	61	44	60	71	72	39	81		
Criminal A,B,C	57	73	76	82	131	85	80	85	101	104	61	78	71	76	90	115	84	86	78	95		
Criminal D,E	478	449	545	403	461	538	576	668	718	863	479	457	544	406	443	560	544	628	619	800		
Traffic Criminal	1,042	1,221	1,042	1,003	892	919	914	1,034	1,076	1,125	1,039	1,184	1,033	956	888	903	889	1,025	984	1,112		
Sub Total	1,674	1,795	1,800	1,527	1,539	1,602	1,636	1,839	1,965	2,178	1,682	1,769	1,768	1,499	1,465	1,638	1,588	1,811	1,720	2,088		
Civil Violations/Traffic Inf.	1,314	2,088	1,814	1,648	1,713	1,697	1,382	1,512	2,018	2,158	1,313	2,051	1,809	1,572	1,761	1,666	1,382	1,552	1,958	2,087		
TOTAL	4,031	5,107	4,891	4,440	4,632	4,744	4,290	4,528	5,273	5,762	4,079	5,004	4,766	4,420	4,480	4,677	4,322	4,504	4,931	5,585		

DISTRICT XII <i>SKOWHEGAN</i>	FILINGS										DISPOSITIONS										TABLE DC-5 (con't.)	
	1980	1981	1982	1983	1984	1985	1986	1987	1988	FY'89	1980	1981	1982	1983	1984	1985	1986	1987	1988	FY'89		
General Civil	501	482	377	359	469	404	424	453	338	330	454	405	479	403	441	413	393	371	378	294		
Forcible Entry	n/a	n/a	n/a	n/a	n/a	n/a	n/a	n/a	71	87	n/a	n/a	n/a	n/a	n/a	n/a	n/a	n/a	65	85		
Land Use	n/a	n/a	n/a	n/a	n/a	n/a	n/a	n/a	8	8	n/a	n/a	n/a	n/a	n/a	n/a	n/a	n/a	3	9		
Money Judgments	274	214	193	193	202	183	174	133	177	168	393	196	173	195	154	321	177	126	187	132		
Small Claims	913	1,005	1,135	1,330	1,396	1,266	1,593	1,435	1,313	1,221	899	740	1,031	1,260	1,429	1,181	1,719	1,349	1,214	1,231		
Protection From Abuse	0	0	87	115	125	141	160	170	185	214	0	0	69	105	108	144	151	161	158	193		
Divorce	207	237	196	238	263	251	235	265	305	287	206	204	253	236	272	247	204	244	290	257		
Protection From Harassment	n/a	n/a	n/a	n/a	n/a	n/a	n/a	n/a	145	177	n/a	n/a	n/a	n/a	n/a	n/a	n/a	n/a	120	144		
Other Family Matters	n/a	n/a	n/a	n/a	n/a	n/a	n/a	n/a	58	62	n/a	n/a	n/a	n/a	n/a	n/a	n/a	n/a	47	53		
Protective Custody	n/a	n/a	n/a	n/a	n/a	n/a	n/a	n/a	31	24	n/a	n/a	n/a	n/a	n/a	n/a	n/a	n/a	20	29		
Mental Health	2	0	0	0	0	0	0	0	0	0	3	0	1	0	0	0	0	0	0	0		
Sub Total	1,897	1,938	1,988	2,235	2,455	2,245	2,586	2,456	2,631	2,578	1,955	1,545	2,006	2,199	2,404	2,306	2,644	2,251	2,482	2,427		
Juvenile	151	166	110	134	176	156	159	379	336	396	172	202	120	110	165	143	124	290	341	322		
Criminal A,B,C	183	132	136	188	146	167	168	207	217	229	168	136	119	195	125	146	118	169	189	218		
Criminal D,E	1,132	1,243	950	1,053	1,054	1,035	1,235	1,432	1,532	1,770	1,145	1,210	1,012	932	1,003	1,026	1,194	1,151	1,269	1,568		
Traffic Criminal	1,904	2,239	1,953	1,978	1,617	2,035	2,044	1,955	2,384	2,519	1,983	2,210	1,931	1,918	1,477	1,888	1,911	1,736	2,008	2,108		
Sub Total	3,370	3,780	3,149	3,353	2,993	3,393	3,606	3,973	4,469	4,914	3,468	3,758	3,182	3,155	2,770	3,203	3,347	3,346	3,807	4,216		
Civil Violations/Traffic Inf.	3,527	3,530	2,601	2,716	3,221	3,038	2,984	2,995	3,615	3,742	3,525	3,383	2,666	2,578	3,071	2,925	2,883	2,750	3,445	3,641		
TOTAL	8,794	9,248	7,738	8,304	8,669	8,676	9,176	9,424	10,715	11,234	8,948	8,686	7,854	7,932	8,245	8,434	8,874	8,347	9,734	10,284		

Footnotes and case type definitions appear at the end of this section.

**DISTRICT XIII
DOVER-FOXCROFT**

FILINGS

DISPOSITIONS

**TABLE DC-5
(con't.)**

	1980	1981	1982	1983	1984	1985	1986	1987	1988	FY'89	1980	1981	1982	1983	1984	1985	1986	1987	1988	FY'89
General Civil	142	124	127	103	84	96	96	100	91	83	138	137	153	134	87	105	115	102	88	89
Forcible Entry	n/a	n/a	n/a	n/a	n/a	n/a	n/a	n/a	19	22	n/a	n/a	n/a	n/a	n/a	n/a	n/a	n/a	19	21
Land Use	n/a	n/a	n/a	n/a	n/a	n/a	n/a	n/a	0	1	n/a	n/a	n/a	n/a	n/a	n/a	n/a	n/a	0	0
Money Judgments	103	62	36	42	33	37	40	39	48	40	108	71	37	41	41	34	36	34	44	45
Small Claims	475	506	478	325	349	392	438	396	430	422	441	498	515	339	303	442	434	364	433	391
Protection From Abuse	0	0	24	26	60	46	66	77	96	90	0	0	17	28	44	39	63	67	81	88
Divorce	140	149	135	134	130	125	112	149	145	120	123	153	126	147	132	128	103	174	137	119
Protection From Harassment	n/a	n/a	n/a	n/a	n/a	n/a	n/a	n/a	55	80	n/a	n/a	n/a	n/a	n/a	n/a	n/a	n/a	49	54
Other Family Matters	n/a	n/a	n/a	n/a	n/a	n/a	n/a	n/a	21	25	n/a	n/a	n/a	n/a	n/a	n/a	n/a	n/a	12	16
Protective Custody	n/a	n/a	n/a	n/a	n/a	n/a	n/a	n/a	14	17	n/a	n/a	n/a	n/a	n/a	n/a	n/a	n/a	9	12
Mental Health	0	0	0	1	1	2	4	3	2	1	0	0	0	1	1	2	4	3	2	1
Sub Total	860	841	800	831	857	698	756	764	921	881	810	859	848	690	603	750	755	744	884	836
Juvenile	63	70	36	65	42	57	20	57	124	117	72	59	43	58	37	43	44	46	79	132
Criminal A,B,C	77	67	104	69	83	98	84	87	60	66	75	76	94	81	79	103	91	69	61	69
Criminal D,E	748	667	787	707	684	693	721	771	680	635	711	683	804	711	629	721	732	760	695	595
Traffic Criminal	577	670	538	640	587	585	595	812	853	832	580	690	551	666	566	543	638	792	826	880
Sub Total	1,465	1,474	1,465	1,481	1,356	1,433	1,420	1,727	1,717	1,650	1,438	1,508	1,492	1,516	1,311	1,410	1,505	1,667	1,661	1,676
Civil Violations/Traffic Inf.	673	541	754	949	1,035	1,187	1,287	1,733	1,849	1,756	670	532	790	973	1,060	1,222	1,332	1,771	1,858	1,852
TOTAL	2,998	2,856	3,019	3,061	3,048	3,318	3,463	4,224	4,487	4,287	2,918	2,899	3,130	3,179	2,979	3,382	3,592	4,182	4,403	4,364

**DISTRICT XIII
LINCOLN**

FILINGS

DISPOSITIONS

	1980	1981	1982	1983	1984	1985	1986	1987	1988	FY'89	1980	1981	1982	1983	1984	1985	1986	1987	1988	FY'89
General Civil	89	109	118	92	82	82	82	114	120	147	93	132	133	64	74	75	59	84	113	125
Forcible Entry	n/a	n/a	n/a	n/a	n/a	n/a	n/a	n/a	11	14	n/a	n/a	n/a	n/a	n/a	n/a	n/a	n/a	10	15
Land Use	n/a	n/a	n/a	n/a	n/a	n/a	n/a	n/a	1	1	n/a	n/a	n/a	n/a	n/a	n/a	n/a	n/a	0	0
Money Judgments	74	71	46	59	44	27	22	26	46	59	61	69	57	30	18	13	7	22	27	39
Small Claims	477	351	245	348	204	196	233	303	401	427	426	336	247	339	174	223	206	278	332	393
Protection From Abuse	0	0	5	4	3	0	23	19	36	34	0	0	6	1	2	0	15	13	33	32
Divorce	86	91	74	62	66	81	71	59	62	66	92	105	79	60	56	68	67	67	67	70
Protection From Harassment	n/a	n/a	n/a	n/a	n/a	n/a	n/a	n/a	5	14	n/a	n/a	n/a	n/a	n/a	n/a	n/a	n/a	4	14
Other Family Matters	n/a	n/a	n/a	n/a	n/a	n/a	n/a	n/a	27	21	n/a	n/a	n/a	n/a	n/a	n/a	n/a	n/a	5	14
Protective Custody	n/a	n/a	n/a	n/a	n/a	n/a	n/a	n/a	6	13	n/a	n/a	n/a	n/a	n/a	n/a	n/a	n/a	4	9
Mental Health	0	0	0	0	0	0	0	0	0	0	0	0	0	0	0	0	0	0	0	0
Sub Total	726	622	488	565	399	386	431	521	715	796	672	642	522	494	324	379	354	464	595	711
Juvenile	31	30	28	11	14	18	8	4	29	35	33	23	31	11	16	12	9	4	28	17
Criminal A,B,C	14	14	36	23	33	21	33	34	29	35	13	20	38	21	34	22	28	26	28	39
Criminal D,E	459	394	493	277	350	307	349	377	263	285	480	390	484	293	317	258	310	331	263	272
Traffic Criminal	299	292	428	407	495	483	495	701	698	661	289	271	402	400	461	390	466	619	610	615
Sub Total	803	730	982	718	892	829	885	1,116	1,019	1,016	795	704	955	725	828	682	813	980	929	943
Civil Violations/Traffic Inf.	2,498	2,009	1,804	1,885	1,936	1,846	1,769	2,073	2,639	2,514	2,500	2,038	1,805	1,932	1,854	1,807	1,710	2,142	2,650	2,558
TOTAL	4,027	3,361	3,274	3,168	3,227	3,061	3,085	3,710	4,373	4,326	3,967	3,384	3,282	3,151	3,006	2,868	2,877	3,586	4,174	4,212

Footnotes and case type definitions appear at the end of this section.

DISTRICT XIII MILLINOCKET	FILINGS										DISPOSITIONS										TABLE DC-5 (con't.)	
	1980	1981	1982	1983	1984	1985	1986	1987	1988	FY'89	1980	1981	1982	1983	1984	1985	1986	1987	1988	FY'89		
General Civil	109	114	118	118	107	76	69	149	90	124	116	123	156	138	121	108	89	128	74	97		
Forcible Entry	n/a	n/a	n/a	n/a	n/a	n/a	n/a	n/a	12	14	n/a	n/a	n/a	n/a	n/a	n/a	n/a	n/a	9	7		
Land Use	n/a	n/a	n/a	n/a	n/a	n/a	n/a	n/a	0	0	n/a	n/a	n/a	n/a	n/a	n/a	n/a	n/a	0	0		
Money Judgments	154	81	73	55	44	47	22	39	43	60	199	203	93	69	45	62	26	49	49	53		
Small Claims	362	255	232	162	161	195	157	215	139	155	415	296	247	186	153	185	159	238	128	145		
Protection From Abuse	0	0	4	18	20	19	25	17	38	41	0	0	3	16	18	12	18	13	35	39		
Divorce	97	75	58	80	83	68	71	65	63	67	101	121	107	88	75	60	65	71	81	63		
Protection From Harassment	n/a	n/a	n/a	n/a	n/a	n/a	n/a	n/a	27	32	n/a	n/a	n/a	n/a	n/a	n/a	n/a	n/a	25	30		
Other Family Matters	n/a	n/a	n/a	n/a	n/a	n/a	n/a	n/a	29	22	n/a	n/a	n/a	n/a	n/a	n/a	n/a	n/a	9	18		
Protective Custody	n/a	n/a	n/a	n/a	n/a	n/a	n/a	n/a	13	16	n/a	n/a	n/a	n/a	n/a	n/a	n/a	n/a	11	10		
Mental Health	0	0	0	2	1	1	3	0	0	0	0	0	0	2	1	1	3	0	0	0		
Sub Total	722	525	485	435	416	406	347	485	454	531	831	743	606	499	413	428	360	499	421	462		
Juvenile	57	71	55	35	13	13	39	21	35	37	50	61	68	20	26	13	57	20	41	51		
Criminal A,B,C	35	43	22	19	30	31	33	36	22	24	30	35	25	23	25	22	17	33	21	19		
Criminal D,E	601	572	471	637	775	738	485	477	447	449	593	585	593	616	834	820	520	461	428	452		
Traffic Criminal	606	690	338	435	325	345	441	581	498	492	580	683	427	410	318	305	336	540	459	471		
Sub Total	1,299	1,376	886	1,126	1,143	1,127	998	1,115	1,002	1,002	1,253	1,364	1,113	1,069	1,203	1,160	930	1,054	949	993		
Civil Violations/Traffic Inf.	1,124	964	637	863	806	941	1,339	1,516	1,617	1,459	1,228	1,007	875	784	906	1,009	1,497	1,614	1,645	1,498		
TOTAL	3,145	2,865	2,008	2,424	2,365	2,474	2,684	3,116	3,073	2,992	3,312	3,114	2,594	2,352	2,522	2,597	2,787	3,167	3,015	2,953		

Footnotes and case type definitions appear at the end of this section.

DISTRICT COURT - WAIVERS

TABLE DC-6

	1980	1981	1982	1983	1984	1985	1986	1987	1988	%CHG. '87-'88	FY'89
DISTRICT 1: Caribou	933	867	1,037	770	659	656	843	766	907	18.4	1,109
Fort Kent	381	652	490	598	486	653	543	556	569	2.3	513
Madawaska (g)	340	293	302	227	235	414	466	408	368	-9.8	382
Van Buren (g)	131	207	128	58	51	116	152	96	73	-24.0	116
Sub Total	1,785	2,019	1,957	1,653	1,431	1,839	2,004	1,826	1,917	5.0	2,120
DISTRICT 2: Houlton (c)	1,883	2,274	1,866	1,689	1,200	1,321	1,596	1,955	2,024	3.5	1,912
Presque Isle	1,313	1,185	1,200	1,197	1,231	1,055	1,264	1,497	1,244	-16.9	1,354
Sub Total	3,196	3,459	3,066	2,886	2,431	2,376	2,860	3,452	3,268	-5.3	3,266
DISTRICT 3: Bangor	2,939	3,230	4,255	3,704	4,717	6,693	8,363	9,036	7,576	-16.2	7,377
Newport	1,505	1,198	1,238	873	1,350	1,409	1,704	2,854	3,252	13.9	3,242
Sub Total	4,444	4,428	5,493	4,577	6,067	8,102	10,067	11,890	10,828	-8.9	10,619
DISTRICT 4: Calais	753	633	674	1,002	863	897	832	858	1,366	59.2	1,596
Machias	652	423	975	1,052	735	629	951	1,334	1,121	-16.0	1,299
Sub Total	1,405	1,056	1,649	2,054	1,598	1,526	1,783	2,192	2,487	13.5	2,895
DISTRICT 5: Bar Harbor	343	374	406	345	346	625	560	626	754	20.4	983
Belfast	1,388	1,523	1,613	1,218	914	1,289	1,171	2,218	1,841	-17.0	2,100
Ellsworth	1,357	2,082	3,257	2,735	2,364	2,117	2,476	2,768	2,868	3.6	3,111
Sub Total	3,088	3,979	5,276	4,298	3,624	4,031	4,207	5,612	5,463	-2.7	6,194
DISTRICT 6: Bath	2,105	2,403	1,970	2,920	1,917	1,818	1,614	2,194	2,180	-.6	2,244
Brunswick	4,538	3,741	4,245	3,783	3,586	3,052	3,406	4,157	5,664	36.3	5,069
Rockland	1,309	1,500	1,522	1,089	1,419	1,557	1,335	1,876	1,617	-13.8	1,671
Wiscasset	1,599	1,572	1,363	1,390	1,162	1,234	1,285	1,679	1,575	-6.2	1,493
Sub Total	9,551	9,216	9,100	9,182	8,084	7,661	7,640	9,906	11,036	11.4	10,477

Footnotes appear at the end of this section.

DISTRICT COURT--WAIVERS

TABLE DC-6
(con't.)

	1980	1981	1982	1983	1984	1985	1986	1987	1988	%CHG. '87-'88	FY'89
DISTRICT 7: Augusta (g)	6,904	6,081	5,405	2,429	2,922	8,027	8,818	9,377	7,885	-15.9	6,944
Waterville	1,404	518	1,860	2,205	2,642	4,451	4,769	4,313	3,982	-7.7	4,243
Sub Total	8,308	6,599	7,265	4,634	5,564	12,478	13,587	13,690	11,867	-13.3	11,187
DISTRICT 8: Lewiston	5,200	4,758	4,939	5,373	6,043	8,171	7,167	8,147	7,437	-8.7	6,521
Sub Total	5,200	4,758	4,939	5,373	6,043	8,171	7,167	8,147	7,437	-8.7	6,521
DISTRICT 9: Bridgton	1,395	987	1,223	1,401	1,332	872	1,039	1,985	2,532	27.6	2,460
Portland (g)	16,333	18,375	19,237	7,021	16,977	20,174	27,568	27,295	31,622	15.9	30,983
Sub Total	17,728	19,362	20,460	8,422	18,309	21,046	28,607	29,280	34,154	16.6	33,443
DISTRICT 10: Biddeford (g)	6,786	6,795	5,813	6,003	6,569	8,663	9,679	11,347	13,041	14.9	13,438
Springvale	2,709	2,421	2,302	2,641	2,560	2,725	3,608	3,897	3,829	-1.7	3,475
York	4,858	4,004	3,930	5,422	6,326	7,699	7,212	9,456	10,024	6.0	10,035
Sub Total	9,495	9,216	8,115	8,644	9,129	11,388	13,287	15,244	26,894	76.4	26,948
DISTRICT 11: Livermore Falls	492	381	544	500	552	606	545	627	806	28.5	840
Rumford	696	779	989	936	751	781	881	1,184	1,064	-10.1	1,255
South Paris	543	488	422	455	494	452	552	550	763	38.7	846
Sub Total	1,731	1,648	1,955	1,891	1,797	1,839	1,978	2,361	2,633	11.5	2,941
DISTRICT 12: Farmington	1,116	1,802	1,730	1,696	1,770	1,572	1,472	1,557	1,594	2.4	1,675
Skowhegan	2,749	2,971	3,014	3,037	2,856	3,120	3,196	2,660	3,011	13.2	3,056
Sub Total	3,865	4,773	4,744	4,733	4,626	4,692	4,668	4,217	4,605	9.2	4,731
DISTRICT 13: Dover-Foxcroft	522	415	898	1,057	1,088	1,264	1,367	1,820	1,742	-4.3	1,741
Lincoln	1,510	1,577	1,721	1,779	2,044	1,997	1,777	2,253	2,352	4.4	2,188
Millinocket (g)	925	711	544	930	1,074	1,187	1,313	1,438	1,420	-1.3	1,218
Sub Total	2,957	2,703	3,163	3,766	4,206	4,448	4,457	5,511	5,514	.1	5,147
TOTAL (g)	72,753	73,216	77,182	62,113	72,909	89,597	102,312	113,328	128,103	13.0	126,489

Footnotes appear at the end of this section.

DISTRICT COURT ELECTRONIC RECORDING DIVISION
NUMBER OF TRANSCRIPTIONS: 1984 - 1988 & FY'89*

TABLE DC-7

	1984	1985	1986	1987	1988	FY'89
TRANSCRIPTS PREPARED						
Appeal to Superior Court	189	201	188	206	181	203
Appeal to Law Court	5	17	16	18	28	27
Boundover Cases	30	26	12	28	17	29
Reference	135	148	172	175	230	264
TOTAL***	359	392	(a) 388	(a) 427	456	523
CATEGORY OF TRANSCRIPT						
Civil	39	39	39	41	68	87
Civil Motion	10	12	12	2	1	2
Custody - Dept. of Human Services	40	45	44	56	48	51
Mental Health	9	4	3	0	4	5
Mental Retardation	3	0	0	0	0	0
Divorce	16	26	30	45	59	65
Divorce Motion	24	26	26	41	30	29
Small Claim	7	9	12	12	11	14
Money Judgment	1	2	5	4	1	5
Civil Sub Total	149	163	171	201	222	258
Civil Violation	18	9	5	2	11	0
Traffic Infractions	23	15	12	13	6	14
Civil Viol./Traff. Infr. Sub Total	41	24	17	15	17	14
Criminal A-B-C	37	34	21	32	16	35
Criminal D-E	114	159	166	161	180	194
Juvenile A-B-C	8	12	10	7	11	15
Juvenile D-E	10	7	4	4	10	7
Criminal Sub Total**	169	212	201	204	217	251
TOTAL***	359	399	389	420	456	(b) 523

* Includes transcripts for 33 District Court locations as well as Augusta Mental Health Institute, Bangor Mental Health Institute and Pineland Center.

** 1984: Of the 169 criminal transcripts, 28 were for motions to suppress, 8 were for arraignments and 1 was for bail.

** 1985: Of the 212 criminal transcripts, 17 were for motions to suppress, 7 were for sentencing, 25 were for arraignments and 4 were for bail.

** 1986: Data not available.

** 1987: Of the 204 criminal transcripts, 25 were for motions to suppress, 1 was for sentencing, 12 were for arraignments and 1 was for bail.

** 1988: Of 217 criminal transcripts, 24 were for motions to suppress, 3 were for sentencing, 13 were for arraignments and 1 was for bail.

*** Discrepancies in totals result from combining docket numbers, either in request for hearing or when transcription is made.

(a) 1986: Of these 388 orders, 54 were of priority nature, and 73 were prepared at state expense.

1987: Of these 427 orders, 97 were of priority nature, and 87 were prepared at state expense.

1988: Of these 456 orders, 97 were of priority nature, and 105 were prepared at state expense.

(b) FY'89: 43,228 pages of transcript typed.

DISTRICT COURT ELECTRONIC RECORDING DIVISION
 RECORDING TIME BY COURT LOCATION: 1984 - 1988 & FY'89

TABLE DC-8

	1984 NO. OF TAPES	TOTAL HOURS	1985 NO. OF TAPES	TOTAL HOURS	1986 NO. OF TAPES	TOTAL HOURS	1987 NO. OF TAPES	TOTAL HOURS	1988 NO. OF TAPES	TOTAL HOURS	FY'89 NO. OF TAPES	TOTAL HOURS
Augusta	197	591	228	684	251	753	319	957	249	747	265	795
Bangor	226	678	267	801	278	834	304	912	372	1,116	401	1,203
Bar Harbor	26	78	28	84	31	93	31	93	53	159	68	204
Bath	75	225	89	267	80	240	97	291	125	375	116	348
Belfast	58	174	77	231	70	210	105	315	129	387	127	381
Biddeford	105	315	113	339	134	402	155	465	192	576	218	654
Bridgton	30	90	26	78	21	63	40	120	41	123	48	144
Brunswick	60	180	80	240	57	171	71	213	85	255	93	279
Calais	40	120	44	132	56	168	70	210	68	204	72	216
Caribou	49	147	48	144	65	195	64	192	64	192	62	186
Dover-Foxcroft	43	129	73	219	68	204	76	228	81	243	80	240
Ellsworth	62	186	101	303	140	420	158	474	135	405	171	513
Farmington	100	300	105	315	118	354	123	369	157	471	141	423
Fort Kent	17	51	17	51	22	66	16	48	9	27	9	27
Houlton	34	102	40	120	44	132	41	123	61	183	79	237
Lewiston	238	714	301	903	291	873	299	897	314	942	373	1,119
Lincoln	25	75	30	90	42	126	35	105	37	111	53	159
Livermore Falls	11	33	17	51	26	78	25	75	45	135	34	102
Machias	39	117	35	105	61	183	68	204	70	210	83	249
Madawaska	28	84	19	57	21	63	34	102	21	63	28	84
Millinocket	33	99	42	126	36	108	33	99	58	174	70	210
Newport	33	99	39	117	38	114	45	135	65	195	75	225
Portland	340	1,020	417	1,251	443	1,329	441	1,323	375	1,125	426	1,278
Presque Isle	46	138	47	141	58	174	56	168	58	174	78	234
Rockland	100	300	99	297	128	384	107	321	124	372	122	366
Rumford	38	114	40	120	48	144	65	195	81	243	65	195
Skowhegan	164	492	188	564	220	660	207	621	226	678	254	762
South Paris	20	60	33	99	34	102	38	114	69	207	55	165
Springvale	63	189	70	210	71	213	70	210	98	294	109	327
Van Buren	11	33	3	9	5	15	3	9	2	6	2	6
Waterville	102	306	123	369	132	396	130	390	156	468	166	498
Wiscasset	85	255	120	360	110	330	122	366	103	309	88	264
York	67	201	76	228	72	216	88	264	96	288	85	255
Augusta Mental Health Inc	86	258	21	63	94	282	23	69	77	231	75	225
Bangor Mental Health Inst	25	75	100	300	19	57	83	249	17	51	18	54
Pineland Center	27	81	26	78	25	75	24	72	27	81	24	72
STATE TOTAL	2,703	8,109	3,182	9,546	3,409	10,227	3,666	10,998	3,940	11,820	4,233	12,699

DISTRICT COURT CASE TYPE DEFINITIONS

GENERAL CIVIL: Includes all civil cases not separated out below, including reciprocal cases. Does not include civil violations which were formerly considered criminal cases.

FORCIBLE ENTRY: Includes all forcible entry and detainer cases.

LAND USE: Includes all land use cases under M.R.Civ.P.80K; applications for administrative inspection warrants under M.R.Civ.P.80E; and applications for survey and test warrants under M.R.Civ.P.80J.

MONEY JUDGMENTS: Includes disclosure cases involving the collection of civil judgments, but does not include small claims disclosures.

SMALL CLAIMS: Includes only small claims cases.

PROTECTION FROM ABUSE: Includes protection from abuse cases under 19 M.R.S.A., Chapter 14.

DIVORCE: Includes all divorce cases, including foreign divorce judgments filed under the Uniform Child Custody Jurisdiction Act (19 M.R.S.A. §816) and under the Uniform Enforcement of Foreign Judgments Act (14 M.R.S.A. §8003, 8004).

PROTECTION FROM HARASSMENT: Includes all protection from harassment cases under 5 M.R.S.A., Chapter 337-A.

OTHER FAMILY MATTERS: Includes child support (19 M.R.S.A. §214), judicial separation (19 M.R.S.A. §581), annulment (19 M.R.S.A. §632), settlement of claims of infant plaintiffs (M.R.Civ.P.17A), paternity, marriage

waivers, emancipation and URESA cases.

PROTECTIVE CUSTODY: Includes all protective custody cases and medical treatment proceedings under Title 22.

MENTAL HEALTH: Includes all mental health cases under Title 34-B such as petitions for commitment to a mental hospital, commitment to a mental retardation facility and sterilization applications.

JUVENILE: Includes all offenses committed by juveniles.

CRIMINAL A,B,C: Includes all crimes classified as murder, A, B, or C. (Such offenses committed by juveniles are included in the "juvenile" category).

CRIMINAL D,E: Includes all Title 17A crimes classified as D or E, plus all other non-traffic criminal offenses such as Fish and Game, and Marine Resources. Does not include Title 29 violations. Does not include civil drug violations. (Such offenses committed by juveniles are included in the "juvenile" category).

TRAFFIC CRIMINAL: Includes all Title 28 and 29 Class D or E non-infracton traffic offenses such as Criminal OUI, Driving After Suspension, and Reckless Driving. Also includes PUC cases. (Such offenses committed by juveniles are included in the "juvenile" category).

CIVIL VIOLATIONS AND TRAFFIC INFRACTIONS: Includes all traffic infractions and those civil violations which have received a criminal docket number and which are punishable by fine, such as municipal ordinances, possession of a usable amount of marijuana, possession or transportation of liquor by minors, and dogs running at large. (Such offenses committed by juveniles are included in the "juvenile" category).

DISTRICT COURT FOOTNOTES

(a) In **Van Buren** District Court, estimates were provided for 1980-1981 filings and 1980-1982 dispositions.

(b) Family abuse filings and dispositions were counted as "civil" cases during 1981.

(c) In **Houlton** District Court, estimates have been provided for 1982 traffic criminal and criminal D-E dispositions, and all waivers.

(d) In **Belfast** District Court, estimates have been provided for 1982 criminal A-B-C and criminal D-E filings.

(e) In **Bridgton** District Court during 1982, some cases were erroneously recorded as "criminal D-E" cases when they should have been "traffic criminal" cases.

(f) In **Portland** District Court, the criminal A-B-C dispositions for 1982 included 345 cases which remained pending because they were not dismissed by the District Attorney when they resulted in indictments in the Superior Court.

(g) Waivers data were incomplete during 1983 as follows:

Madawaska: No waivers reported in October.

Van Buren: No waivers reported from May thru December.

Augusta: No waivers reported from March thru July.

Portland: No waivers reported from March thru October.

Biddeford: No waivers reported in June and August.

Millinocket: No waivers reported in March.

Waivers data were incomplete during 1984 as follows:

Augusta: No waivers reported in July, August, September and December.

APPENDIX IV

ADMINISTRATIVE COURT

CASELOAD STATISTICS

ADMINISTRATIVE COURT CASELOAD STATISTICS

Table AC-1 portrays Administrative Court caseload since 1981. While filings have fluctuated markedly over these years from a low of 285 to a high of 422, FY'89's filings of 357 are 11% higher than the 1981 level. The vast majority of this court's caseload originates from the Bureau of Liquor Enforcement.

Table AC-2 indicates the considerable amount of time contributed by Administrative Court judges and staff to the hearing of cases for the Superior Court and the District Court. During 1988, the judges spent at least one and one-half weeks each month handling such cases. Secretaries acted as courtroom clerks when the judge heard Superior Court cases and spent 149 hours recording District Court cases.

TABLE AC-1

	FILINGS										DISPOSITIONS									
	1981	1982	1983	1984	1985	1986	1987	1988	FY'89	1981	1982	1983	1984	1985	1986	1987	1988	FY'89		
Appeal from Decisions of Bur. of Alcoholic Beverages	-	-	1	-	1	-	1	1	-	-	-	-	-	1	-	1	1	-		
Appeal from Board of Registration in Medicine	-	-	-	-	-	-	1	-	-	-	-	-	-	-	-	-	-	-		
Appeal from Decision of D.O.T.	-	1	-	-	-	-	-	-	-	-	-	1	-	-	-	-	-	-		
Appeal from Decision of Liquor Comm.	-	1	-	1	-	-	1	-	1	-	1	-	-	1	-	1	-	1		
Board of Accountancy	1	-	-	-	-	-	-	-	-	1	-	-	-	-	-	-	-	-		
Board of Chiropractic Examiners	-	-	-	1	-	-	-	-	-	-	-	-	-	-	-	-	-	-		
Board of Dental Examiners	1	-	1	-	-	-	-	-	-	-	1	2	-	-	-	-	-	-		
Board of Examiners of Psychologists	-	1	-	-	-	-	-	-	-	-	-	-	-	-	-	-	-	-		
Brd. of Licensing of Psych.Facil. Other Than Hospital	-	-	-	-	-	-	-	-	-	-	-	-	-	-	-	-	-	-		
Board of Registration in Medicine	-	-	1	2	-	4	1	1	-	-	-	1	1	1	3	-	1	-		
Brd.of Regis. of Substance Abuse Counselors	-	-	-	-	-	1	-	-	-	-	-	-	-	-	-	1	-	-		
Brd. of Trustees of Me.Crim.Justice Academy	-	-	1	-	-	-	-	-	-	-	-	1	-	-	-	-	-	-		
Brd. of Underground Storage Tank Installers	-	-	-	-	-	-	-	-	1	-	-	-	-	-	-	-	-	-		
Bureau of Consumer Credit Protection	-	-	-	1	-	-	-	-	-	-	-	-	1	-	-	-	-	-		
Bureau of Liquor Enforcement	285	255	318	395	273	348	327	279	350	282	283	290	403	279	364	299	281	344		
Bureau of Maine State Police	2	4	-	-	-	8	2	-	-	3	3	-	-	-	10	2	-	-		
Citizen Complaint Against a Notary Public	-	-	1	-	-	-	-	-	-	-	-	1	-	-	-	-	-	-		
Commissioner of Educational & Cultural Serv.	-	-	-	-	-	-	1	-	-	-	-	-	-	-	-	1	-	-		
Dept. of Environmental Protection	-	-	-	-	-	-	-	-	-	1	-	-	-	-	-	-	-	-		
Department of Human Services	8	7	1	4	2	2	5	2	2	2	6	4	3	3	-	3	3	3		
Dept. of Agricultural, Food & Rural Resources	-	-	-	1	-	-	-	-	-	-	-	-	-	-	-	-	-	-		
Dept. of Inland Fisheries and Wildlife	-	-	3	-	-	-	-	-	-	1	-	1	-	-	-	-	-	-		
Dept. of Marine Resources	-	6	-	-	-	-	-	-	-	-	5	1	-	-	-	-	-	-		
Dept. of Mental Health & Retardation	-	1	-	-	-	-	-	-	-	-	-	1	-	-	-	-	-	-		
Electricians Examining Board	-	-	-	1	-	-	-	-	-	-	-	-	1	-	-	-	-	-		
Harness Racing Commission	13	8	17	12	-	1	-	-	2	7	8	13	11	2	1	-	-	1		
Oil and Solid Fuel Licensing Board	-	-	-	1	-	-	-	-	-	-	-	-	-	1	-	-	-	-		
Real Estate Commission	-	1	1	1	1	-	-	-	-	-	-	1	1	1	-	-	-	-		
Secretary of State	-	-	-	-	-	-	1	-	-	-	-	-	-	-	-	1	-	-		
State Board of Nursing	1	-	2	1	-	-	1	-	-	1	-	1	2	-	-	-	-	1		
Superintendent of Insurance	-	-	2	1	1	-	-	-	1	-	-	2	1	1	-	-	-	-		
TOTAL	311	285	349	422	278	364	341	283	357	298	307	320	424	290	378	309	286	350		

DISTRICT COURT CASES HEARD BY ADMINISTRATIVE COURT JUDGES

TABLE AC-2

	1983		1984		1985		1986		1987		1988		FY'89	
	Hearings Held	Cases Disposed	Hearings Held	Cases Disposed	Hearings Held	Cases Disposed	Hearings Held	Cases Disposed	Hearings Held	Cases Disposed	Hearings Held	Cases Disposed	Hearings Held	Cases Disposed
Divorce	231	149	99	124	142	99	102	91	102	85	77	67	69	69
Civil	172	90	70	43	61	36	83	52	38	25	51	46	29	30
Small Claims	268	268	137	113	1	1	15	15	-	-	-	-	-	-
Disclosures	110	110	36	36	-	-	15	15	-	-	-	-	-	-
Forcible Entry & Detainer	14	14	2	2	-	-	-	-	-	-	-	-	-	-
Family Abuse	2	2	-	-	2	2	1	1	-	-	-	-	-	-
Protective Custody	96	96	1	1	-	-	-	-	-	-	-	-	-	-
Criminal Arraignment	10	10	-	-	-	-	-	-	-	-	-	-	-	-
TOTAL	903	739	345	319	206	138	216	174	140	110	128	113	98	99

The Administrative Court devoted at least 1-1/2 weeks each month to the hearing of District Court cases.
The Administrative Court secretaries devoted 149 hours to recording these cases in 1988.

SUPERIOR COURT CASES HEARD BY ADMINISTRATIVE COURT JUDGES

	1984		1985		1986		1987		1988		FY'89	
	Hearings Held	Cases Disposed	Hearings Held	Cases Disposed	Hearings Held	Cases Disposed	Hearings Held	Cases Disposed	Hearings Held	Cases Disposed	Hearings Held	Cases Disposed
Divorce	221	145	196	155	207	220	301	243	340	312	369	335
Civil	39	30	26	21	28	26	16	10	11	7	5	3
Protection From Abuse	1	1	-	-	-	-	-	-	-	-	-	-
TOTAL	261	176	222	176	235	246	317	253	351	319	374	338

The Administrative Court devoted at least 2 weeks each month to the hearing of Superior Court cases.
The Administrative Court secretaries devoted 224 hours to recording these cases in 1988.

NOTE: The number of hearings reflects the number of times an Administrative Court judge spends one day (or any part of a day) conducting a District Court or Superior Court proceeding.
Example: a single case requiring 3 separate hearings would count as 3; a case in which a hearing consumed 3 consecutive days would count as 3.

APPENDIX V

COURT MEDIATION SERVICE

CASELOAD STATISTICS

COURT MEDIATION

During 1988 the Court Mediation Service concluded a decade of work with the courts of the State of Maine. Mediation is provided as a supplementary method of dispute resolution for court cases and was used during 1988 for civil cases in domestic relations, small claims and civil litigation matters in the District and Superior Courts.

The Court Mediation Service is overseen by the Court Mediation Committee, pursuant to 4 M.R.S.A. § 18. Jane Orbeton was named Director during 1988, following the death of the service's first director, Lincoln H. Clark, and Paul Charbonneau was named Deputy Director.

The Court Mediation Service is divided into seven regions, each headed by a regional coordinator. The District Court provides clerical assistance for the Court Mediation Service office and arranges for appropriate facilities in which to hold mediations. Court mediators are independent contractors, receiving per diem fees and travel expenses. Mediations held during FY'89 were conducted by 58 mediators. There were a total of 4682 cases mediated, requiring 5288 mediation sessions. Tables CM-1 through CM-5 detail information by case, while CM-6 presents session data.

During the years 1986, 1987, 1988, and FY'89, there have been significant increases in the numbers of cases mediated. Statewide, including both District and Superior Courts, the total number of cases sent to mediation rose from 3178 to 4682, an increase of 47.3%.

Of the 4682 cases mediated during FY'89, 3296 (70%) were domestic relations cases, 1350 (28%) were non-domestic cases. Over half (52%) of all cases mediated were resolved. Referrals to trial accounted for 28% of the total cases.

TABLE CM-1

COURT MEDIATION

Caseload Summary by Type
Cases Disposed: 1986 - FY'89

	<u>1986</u>	<u>1987</u>	<u>% Chg.</u> <u>86-89</u>	<u>1988</u>	<u>% Chg.</u> <u>87-88</u>	<u>FY'89</u>
<u>DOMESTIC</u>						
Divorce	1098	1579	43.8	1684	6.6	1716
Amendment	698	853	22.2	888	4.1	845
Temporary Motion	214	337	57.5	361	7.1	346
Other	178	201	12.9	327	62.7	389
Sub Total	2188	2970	35.7	3260	9.8	3296
<u>NON-DOMESTIC</u>						
Small Claims	980	1238	26.3	1251	1.1	1279
Prot.from Harassment	-	-	-	-	-	58
Prot.from Abuse	-	-	-	-	-	13
Sub Total	980	1238	26.3	1251	1.1	1350
<u>CIVIL</u>	10	28	180.0	53	89.2	36
TOTAL	3178	4236	33.3	4564	7.7	4682

COURT MEDIATION SERVICE

STATE-WIDE SUMMARY: Case Type and Disposition

District and Superior Courts: 1986 - FY'89

TABLE CM-2

CASE TYPE	TOTAL NO	RESOLVED		REFERRED		CONTINUED		OTHER	
		#	%	#	%	#	%	#	%
1986									
Domestic									
Divorce	1098	524	47.7	225	20.5	136	12.4	213	19.4
Amendment	698	281	40.3	192	27.5	77	11.0	148	21.2
Temporary Motion	214	93	43.5	39	18.2	41	19.2	41	19.2
Other	178	69	38.8	43	24.2	25	14.0	41	23.0
Sub-Total	2188	967	44.0	499	23.0	279	12.8	443	20.2
Non Domestic									
Small Claims	980	513	52.3	385	39.3	58	5.9	24	2.4
Prot. from Harassment (a)	-	-	-	-	-	-	-	-	-
Prot. from Abuse (a)	-	-	-	-	-	-	-	-	-
Sub-Total	980	513	52.3	385	39.6	58	5.9	24	2.4
Civil	10	5	50.0	2	20.0	1	10.0	2	20.0
TOTAL	3178	1485	46.7	886	27.9	338	10.6	469	14.8

CASE TYPE	TOTAL NO	RESOLVED		REFERRED		CONTINUED		OTHER	
		#	%	#	%	#	%	#	%
1987									
Domestic									
Divorce	1579	813	51.5	339	21.5	236	14.9	191	12.1
Amendment	853	361	42.3	263	30.8	129	15.1	100	11.7
Temporary Motion	337	165	49.0	91	27.0	57	16.9	24	7.1
Other	201	89	44.3	44	21.9	42	20.9	26	12.9
Sub-Total	2970	1428	48.7	737	24.8	464	15.6	341	11.5
Non Domestic									
Small Claims	1238	692	55.9	468	37.8	63	5.1	15	1.2
Prot. from Harassment (a)	-	-	-	-	-	-	-	-	-
Prot. from Abuse (a)	-	-	-	-	-	-	-	-	-
Sub-Total	1238	692	55.9	468	37.8	63	5.1	15	1.2
Civil	28	16	57.1	5	17.9	5	17.9	2	7.1
TOTAL	4236	2136	50.4	1210	28.6	532	12.6	358	8.5

CASE TYPE	TOTAL NO	RESOLVED		REFERRED		CONTINUED		OTHER	
		#	%	#	%	#	%	#	%
1988									
Domestic									
Divorce	1684	852	50.6	325	19.3	339	20.1	168	10
Amendment	888	394	44.4	264	29.7	129	14.5	101	11.4
Temporary Motion	361	222	61.5	71	19.7	51	14.1	17	4.7
Other	327	175	53.5	77	23.5	44	13.5	31	9.5
Sub-Total	3260	1643	50.4	737	22.6	563	17.3	317	9.7
Non Domestic									
Small Claims	1251	690	55.2	501	40.0	49	3.9	11	0.9
Prot. from Harassment (a)	-	-	-	-	-	-	-	-	-
Prot. from Abuse (a)	-	-	-	-	-	-	-	-	-
Sub-Total	1251	690	55.2	501	40.0	49	3.9	11	0.9
Civil	53	31	58.5	11	20.8	8	15.1	3	5.7
TOTAL	4564	2364	51.8	1249	27.4	620	13.6	331	7.3

CASE TYPE	TOTAL NO	RESOLVED		REFERRED		CONTINUED		OTHER	
		#	%	#	%	#	%	#	%
FY'89									
Domestic									
Divorce	1716	835	48.7	361	21	323	18.8	197	11.5
Amendment	845	392	46.4	256	30.3	126	14.9	71	8.4
Temporary Motion	346	197	56.9	80	23.1	51	14.7	18	5.2
Other	389	207	53.2	105	27	39	10	38	9.8
Sub-Total	3296	1631	49.5	802	24.3	539	16.4	324	9.8
Non Domestic									
Small Claims	1279	720	56.3	496	38.8	50	3.9	13	1.0
Prot. from Harassment (a)	58	57	98.3	1	1.7	0	0.0	0	0.0
Prot. from Abuse (a)	13	11	84.6	1	7.7	1	7.7	0	0.0
Sub-Total	1350	788	58.4	498	36.9	51	3.8	13	1.0
Civil	36	18	50.0	9	25.0	6	16.7	3	8.3
TOTAL	4682	2437	52.1	1309	28.0	596	12.7	340	7.3

(a) Protection from Harassment and Protection from Abuse cases were not specifically tracked until January, 1989. The number of protective cases heard previous to this date (if any) was very low.

COURT MEDIATION SERVICE
 CASES MEDIATED BY TYPE OF CASE
 1986, 1987, 1988, FY'89

TABLE CM-3

DISTRICT COURT	1986			1987				1988				FY'89			
	Domestic (a)	Non-Domestic (b*)	Total	Domestic (a)	Non-Domestic (b)	Civil (c)	Total	Domestic (a)	Non-Domestic (b)	Civil (c)	Total	Domestic (a)	Non-Domestic (b)	Civil (c)	Total
AUGUSTA	168	50	218	178	65	0	243	207	64	2	273	206	90	0	296
BANGOR	177	50	227	263	65	0	328	246	58	5	309	228	58	5	291
BAR HARBOR	17	7	24	23	14	0	37	35	20	0	55	30	19	0	49
BATH	93	26	119	102	26	1	129	112	36	1	149	113	30	1	144
BELFAST	35	8	43	65	25	1	91	63	26	3	92	77	29	1	107
BIDDEFORD	197	96	293	224	148	3	375	209	148	6	363	229	143	6	378
BRIDGTON	24	27	51	20	30	0	50	38	32	0	70	29	41	0	70
BRUNSWICK	55	30	85	83	39	2	124	73	19	2	94	78	15	2	95
CALAIS	15	0	15	15	0	0	15	16	0	0	16	18	0	0	18
CARIBOU	60	0	60	45	0	0	45	35	0	1	36	38	0	0	38
DOVER-FOXCROFT	36	26	62	69	24	1	94	75	46	1	122	46	41	2	89
ELLSWORTH	54	28	82	71	21	0	92	82	18	0	100	83	30	0	113
FARMINGTON	59	55	114	63	32	0	95	77	26	2	105	64	37	0	101
FORT KENT	1	0	1	0	0	0	0	0	0	0	0	0	0	0	0
HOULTON	29	0	29	27	0	0	27	8	0	0	8	13	0	0	13
LEWISTON	168	92	260	231	143	1	375	279	148	4	431	284	206	0	490
LINCOLN	30	14	44	30	27	0	57	26	19	3	48	36	25	2	63
LIVERMORE FALLS	12	0	12	14	0	0	14	11	0	0	11	19	0	0	19
MACHIAS	33	0	33	40	2	0	42	40	0	0	40	53	0	0	53
MADAWASKA	23	0	23	20	0	0	20	31	0	0	31	28	0	0	28
MILLINOCKET	24	21	45	36	12	1	49	27	11	0	38	23	10	1	34
NEWPORT	31	15	46	54	7	0	61	59	21	0	80	71	22	0	93
PORTLAND	321	183	504	480	261	9	750	452	233	10	695	438	234	5	677
PRESQUE ISLE	50	0	50	55	0	0	55	60	0	0	60	45	0	0	45
ROCKLAND	91	46	137	120	86	0	206	136	59	4	199	127	62	0	189
RUMFORD	26	0	26	51	0	1	52	37	0	0	37	46	0	0	46
SKOWHEGAN	77	51	128	104	43	1	148	109	65	0	174	133	67	0	200
SOUTH PARIS	34	0	34	52	0	0	52	32	0	0	32	48	1	0	49
SPRINGVALE	66	44	110	100	46	0	146	128	56	0	184	135	57	1	193
WATERVILLE	87	45	132	90	50	0	140	126	41	3	170	117	43	1	161
WISCASSET	60	30	90	76	30	2	108	90	39	0	129	90	39	0	129
YORK	50	51	101	72	48	0	120	93	66	0	159	108	51	0	159
District Court Total	2203	995	3198	2873	1244	23	4140	3012	1251	47	4310	3053	1350	27	4430
% of Total	68.9	31.1	100.0	69.4	30.0	0.6	100.0	72.8	30.2	1.1	100.0	73.7	32.6	0.7	100.0

Cases requiring more than one mediation session are counted as one case.

(a) DOMESTIC includes divorce, temporary motions and motions to amend divorce, and actions to determine parental rights and responsibilities between unmarried parents.

(b) NON-DOMESTIC includes civil litigation in Superior Court; in District Court it includes civil litigation plus small claims and in FY'89 includes 71 protection from abuse & protection from harassment cases.

(b*) The "Non-Domestic" category in 1986 includes small claims and a total of 10 civil cases.

(c) "Other" includes cases in which the parties intended to negotiate further without the mediator or continued to another mediation session held in the next year.

**COURT MEDIATION SERVICE
CASES MEDIATED BY TYPE OF CASE
1986, 1987, 1988, FY'89**

TABLE CM-3
(con't.)

SUPERIOR COURT	1986			1987				1988				FY'89			
	Domestic (a)	Non- Domestic (b)	Total	Domestic (a)	Non- Domestic (b)	Civil (c)	Total	Domestic (a)	Non- Domestic (b)	Civil (c)	Total	Domestic (a)	Non- Domestic (b)	Civil (c)	Total
ANDROSCOGGIN	8	0	8	18	-	0	18	12	-	0	12	12	-	1	13
ARCOSTOCK	7	0	7	7	-	0	7	1	-	0	1	1	-	0	1
CUMBERLAND	68	1	69	119	-	1	120	136	-	2	138	127	-	3	130
FRANKLIN	13	0	13	9	-	0	9	8	-	0	8	2	-	0	2
HANCOCK	6	0	6	5	-	0	5	9	-	0	9	3	-	0	3
KENNEBEC	15	0	15	5	-	0	5	6	-	1	7	8	-	0	8
KNOX	5	0	5	6	-	0	6	7	-	0	7	4	-	0	4
LINCOLN	4	0	4	3	-	1	4	2	-	0	2	1	-	0	1
OXFORD	10	0	10	9	-	1	10	3	-	0	3	2	-	0	2
PENOBSCOT	15	0	15	13	-	0	13	8	-	0	8	9	-	1	10
PISCATAQUIS	1	0	1	0	-	0	0	-	-	-	-	-	-	-	-
SAGadahoc	4	0	4	7	-	0	7	6	-	0	6	4	-	0	4
SOMERSET	37	0	37	26	-	1	27	23	-	0	23	24	-	0	24
WALDO	1	0	1	1	-	0	1	-	-	-	-	1	-	0	1
WASHINGTON	1	0	1	5	-	0	5	2	-	0	2	13	-	0	13
YORK	18	0	18	26	-	1	27	25	-	3	28	32	-	4	36
Superior Court Total	213	1	214	259	-	5	264	248	-	6	254	243	-	9	252
% of total	99.5	0.5	100.0	98.1	-	1.9	100.0	97.6	-	2.4	100.0	96.4	-	3.6	100.0
TOTAL ALL COURTS	2416	996	3412	3132	1244	28	4404	3260	1251	53	4564	3296	1350	36	4682
% of total	70.8	29.2	100.0	71.1	28.2	0.6	100.0	71.4	27.4	1.2	100.0	70.4	28.8	0.8	100.0

Cases requiring more than one mediation session are counted as one case.

(a) DOMESTIC includes divorce, temporary motions and motions to amend divorce, and actions to determine parental rights and responsibilities between unmarried parents.

(b) NON-DOMESTIC includes civil litigation in Superior Court; in District Court it includes civil litigation plus small claims and in FY'89 includes 71 protection from abuse & protection from harassment cases.

(b*) The "Non-Domestic" category in 1986 includes small claims and a total of 10 civil cases.

(c) "Other" includes cases in which the parties intended to negotiate further without the mediator or continued to another mediation session held in the next year.

The Superior Court does not handle small claims cases.

COURT MEDIATION SERVICE
DISTRICT COURT CASES MEDIATED BY TYPE OF DISPOSITION
1988 Detail

TABLE CM-4

District Court	RESOLVED BY MEDIATOR				REFERRED TO TRIAL				CONTINUED				OTHER (d)				TOTAL			1988
	NON-		CV	SUB-TOTAL	NON-		CV	SUB-TOTAL	NON-		CV	SUB-TOTAL	NON-		CV	SUB-TOTAL	NON-		CV	GRAND TOTAL
	DM (a)	DM (b)			DM (a)	DM (b)			DM (a)	DM (b)			DM (a)	DM (b)			DM (a)	DM (b)		
AUGUSTA	127	35	2	164	30	26	0	56	22	3	0	25	28	0	0	28	207	64	2	273
BANGOR	92	37	3	132	89	20	2	111	46	0	0	46	19	1	0	20	246	58	5	309
BAR HARBOR	19	11	-	30	8	8	-	16	8	1	-	9	0	0	-	0	35	20	-	55
BATH	55	26	0	81	14	5	0	19	20	4	0	24	23	1	1	25	112	36	1	149
BELFAST	40	18	3	61	12	7	0	19	6	1	0	7	5	0	0	5	63	26	3	92
BIDDEFORD	104	76	4	184	40	63	2	105	38	6	0	44	27	3	0	30	209	148	6	363
BRIDGTON	18	14	-	32	14	17	-	31	3	1	-	4	3	0	-	3	38	32	-	70
BRUNSWICK	35	13	0	48	9	5	1	15	13	1	1	15	16	0	0	16	73	19	2	94
CALAIS	8	-	-	8	6	-	-	6	1	-	-	1	1	-	-	1	16	-	-	16
CARIBOU	19	-	1	20	12	-	0	12	4	-	0	4	0	-	0	0	35	-	1	36
DOVER-FOXCROFT	44	26	0	70	15	19	1	35	14	1	0	15	2	0	0	2	75	46	1	122
ELLSWORTH	41	3	-	44	22	14	-	36	11	1	-	12	8	0	-	8	82	18	-	100
FARMINGTON	34	15	1	50	22	9	1	32	10	2	0	12	11	0	0	11	77	26	2	105
FORT KENT	-	-	-	0	-	-	-	0	-	-	-	0	-	-	-	0	-	-	-	0
Houlton	3	-	-	3	1	-	-	1	4	-	-	4	0	-	-	0	8	-	-	8
LEWISTON	169	80	0	249	47	62	0	109	36	4	4	44	27	2	0	29	279	148	4	431
LINCOLN	7	14	2	23	15	5	1	21	3	0	0	3	1	0	0	1	26	19	3	48
LIVERMORE FALLS	7	-	-	7	2	-	-	2	1	-	-	1	1	-	-	1	11	-	-	11
MACHIAS	16	-	-	16	23	-	-	23	1	-	-	1	0	-	-	0	40	-	-	40
MADAWASKA	13	-	-	13	8	-	-	8	8	-	-	8	2	-	-	2	31	-	-	31
MILLINOCKET	15	6	-	21	7	5	-	12	4	0	-	4	1	0	-	1	27	11	-	38
NEWPORT	38	8	-	46	16	13	-	29	4	0	-	4	1	0	-	1	59	21	-	80
PORTLAND	242	154	6	402	93	70	2	165	105	9	1	115	12	0	1	13	452	233	10	695
PRESQUE ISLE	18	-	-	18	28	-	-	28	14	-	-	14	0	-	-	0	60	-	4	64
ROCKLAND	84	22	4	110	24	32	0	56	16	5	0	21	12	0	0	12	136	59	4	199
RUMFORD	17	-	-	17	9	-	-	9	7	-	-	7	4	-	-	4	37	-	-	37
SKOWHEGAN	63	26	-	89	17	32	-	49	17	5	-	22	12	2	-	14	109	65	-	174
SOUTH PARIS	15	31	-	46	8	25	-	33	5	0	-	5	4	0	-	4	32	56	-	88
SPRINGVALE	55	-	-	55	37	-	-	37	15	-	-	15	21	-	-	21	128	-	-	128
WATERVILLE	69	19	1	89	19	22	1	42	25	0	1	26	13	0	0	13	126	41	3	170
WISCASSET	41	21	-	62	17	16	-	33	13	2	-	15	19	0	-	19	90	39	-	129
YORK	40	35	-	75	13	26	-	39	19	3	-	22	21	2	-	23	93	66	-	159
District Court Total	1548	690	27	2265	677	501	11	1189	493	49	7	549	294	11	2	307	3012	1251	47	4310
% of Total	51.4	55.2	57.4	52.6	22.5	40.0	23.4	27.6	16.4	3.9	14.9	12.7	9.8	0.9	4.3	7.1	100.0	100.0	100.0	100.0

A case may require more than one mediation session.

(a) Domestic includes divorce, temporary motions & motions to amend divorce, and actions to determine parental rights and responsibilities between unmarried parents.

(b) Non-Domestic includes only small claims.

(c) Civil includes any type of civil litigation (contracts, commercial disputes, personal actions, etc.)

(d) "Other" includes cases in which the parties intended to negotiate further without the mediator.

COURT MEDIATION SERVICE
 SUPERIOR COURT CASES MEDIATED BY TYPE OF DISPOSITION
 1988 Detail

TABLE CM-4
 (con't.)

	RESOLVED BY MEDIATOR		SUB- TOTAL	REFERRED TO TRIAL		SUB- TOTAL	CONTINUED		SUB- TOTAL	OTHER		SUB- TOTAL	TOTAL		1988
	DM (a)	CV (b)		DM (a)	CV (b)		DM (a)	CV (b)		DM (a)	CV (b)		DM (a)	CV (b)	GRAND TOTAL
ANDROSCOGGIN	2	-	2	5	-	5	3	-	3	2	-	2	12	-	12
AROCSTOCK	0	-	0	1	-	1	0	-	0	0	-	0	1	-	1
CUMBERLAND	51	2	53	26	0	26	46	0	46	13	0	13	136	2	138
FRANKLIN	2	-	2	4	-	4	0	-	0	2	-	2	8	-	8
HANCOCK	3	-	3	3	-	3	3	-	3	0	-	0	9	-	9
KENNEBEC	2	0	2	2	0	2	1	0	1	1	1	2	6	1	7
KNOX	6	-	6	1	-	1	0	-	0	0	-	0	7	-	7
LINCOLN	1	-	1	0	-	0	1	-	1	0	-	0	2	-	2
OXFORD	1	-	1	1	-	1	1	-	1	0	-	0	3	-	3
PENOBSCOT	5	-	5	2	-	2	1	-	1	0	-	0	8	-	8
PISCATAQUIS	-	-	0	-	-	0	-	-	0	-	-	0	-	-	0
SAGadahoc	2	-	2	1	-	1	3	-	3	0	-	0	6	-	6
SOMERSET	10	-	10	1	-	1	8	-	8	4	-	4	23	-	23
WALDO	-	-	0	-	-	0	-	-	0	-	-	0	-	-	0
WASHINGTON	0	-	0	2	-	2	0	-	0	0	-	0	2	-	2
YORK	10	2	12	11	0	11	3	1	4	1	0	1	25	3	28
Superior Court Total	95	4	99	60	0	60	70	1	71	23	1	24	248	6	254
% of total	38.3	66.7	39.0	24.2	0.0	23.6	28.2	16.7	28.0	9.3	16.7	9.4	97.6	2.4	100.0

A case may require more than one mediation session.

(a) Domestic includes divorce, temporary motions and motions to amend divorce, and actions to determine parental rights and responsibilities between unmarried parents.

(b) Civil includes any type of civil litigation (contracts, commercial disputes, personal actions, etc.) (The Superior Court does not handle small claims cases.)

(c) "Other" includes cases in which the parties intended to negotiate further without the mediator.

COURT MEDIATION SERVICE
DISTRICT COURT CASES MEDIATED BY TYPE OF DISPOSITION
FY'89 Detail

TABLE CM-5

District Court	RESOLVED BY MEDIATOR				REFERRED TO TRIAL				CONTINUED				OTHER (d)			TOTAL			FY'89	
	NON-		CV	SUB-TOTAL	NON-		CV	SUB-TOTAL	NON-		CV	SUB-TOTAL	NON-		CV	SUB-TOTAL	NON-		CV	GRAND TOTAL
	DM (a)	DM (b)			DM (a)	DM (b)			DM (a)	DM (b)			DM (a)	DM (b)			DM (a)	DM (b)		
AUGUSTA	117	51	-	168	40	35	-	75	22	4	-	26	27	0	0	27	206	90	0	296
BANGOR	95	38	2	135	73	19	3	95	47	1	0	48	14	0	0	14	228	58	5	291
BAR HARBOR	20	12	-	32	5	5	-	10	3	2	-	5	2	0	-	2	30	19	-	49
BATH	61	19	0	80	20	10	0	30	17	0	0	17	15	1	1	17	113	30	1	144
BELFAST	42	15	1	58	20	14	0	34	10	0	0	10	5	0	0	5	77	29	1	107
BIDDEFORD	115	80	5	200	48	52	0	100	38	5	1	44	28	6	0	34	229	143	6	378
BRIDGTON	14	18	-	32	7	22	-	29	3	1	-	4	5	0	-	5	29	41	-	70
BRUNSWICK	41	11	0	52	11	4	1	16	14	0	1	15	12	0	0	12	78	15	2	95
CALAIS	8	-	-	8	6	-	-	6	1	-	-	1	3	-	-	3	18	-	-	18
CARIBOU	11	-	-	11	20	-	-	20	7	-	-	7	0	-	0	0	38	-	0	38
DOVER-FOXCROFT	25	24	1	50	8	16	1	25	10	1	0	11	3	0	0	3	46	41	2	89
ELLSWORTH	39	10	-	49	25	19	-	44	13	1	-	14	6	0	-	6	83	30	-	113
FARMINGTON	28	24	-	52	21	11	-	32	11	2	-	13	4	0	0	4	64	37	0	101
FORT KENT	-	-	-	0	-	-	-	0	-	-	-	0	-	-	-	0	-	-	-	0
HOULTON	3	-	-	3	8	-	-	8	2	-	-	2	0	-	-	0	13	-	-	13
LEWISTON	169	141	-	310	54	56	-	110	27	8	-	35	34	1	0	35	284	206	0	490
LINCOLN	13	19	1	33	17	5	1	23	2	1	0	3	4	0	0	4	36	25	2	63
LIVERMORE FALLS	9	-	-	9	4	-	-	4	5	-	-	5	1	-	-	1	19	-	-	19
MACHIAS	20	-	-	20	25	-	-	25	5	-	-	5	3	-	-	3	53	-	-	53
MADAWASKA	13	-	-	13	7	-	-	7	8	-	-	8	0	-	-	0	28	-	-	28
MILLINOCKET	14	6	0	20	5	4	1	10	3	0	0	3	1	0	0	1	23	10	1	34
NEWPORT	42	10	-	52	23	12	-	35	6	0	-	6	0	0	-	0	71	22	-	93
PORTLAND	242	154	3	399	92	67	1	160	88	12	0	100	16	1	1	18	438	234	5	677
PRESQUE ISLE	15	-	-	15	19	-	-	19	11	-	-	11	0	-	-	0	45	-	0	45
ROCKLAND	72	25	-	97	28	34	-	62	15	2	-	17	12	1	-	13	127	62	0	189
RUMFORD	24	-	-	24	8	-	-	8	9	-	-	9	5	-	-	5	46	-	-	46
SKOWHEGAN	67	29	-	96	33	34	-	67	20	4	-	24	13	0	-	13	133	67	-	200
SOUTH PARIS	21	0	-	21	16	0	-	16	9	1	-	10	2	0	-	2	48	1	-	49
SPRINGVALE	56	34	0	90	41	23	0	64	14	0	1	15	24	0	0	24	135	57	1	193
WATERVILLE	59	21	0	80	22	18	0	40	30	2	1	33	6	2	0	8	117	43	1	161
WISCASSET	39	17	-	56	22	20	-	42	11	2	-	13	18	0	-	18	90	39	-	129
YORK	51	30	-	81	16	18	-	34	15	2	-	17	26	1	-	27	108	51	-	159
District Court Total	1545	788	13	2346	744	498	8	1250	476	51	4	531	289	13	2	304	3053	1350	27	4430
% of total	50.6	58.4	48.1	53.0	24.4	36.9	29.6	28.2	15.6	3.8	14.8	12.0	9.5	1.0	7.4	6.9	68.9	30.5	0.6	100.0

A case may require more than one mediation session.

(a) Domestic includes divorce, temporary motions & motions to amend divorce, and actions to determine parental rights and responsibilities between unmarried parents.

(b) Non-Domestic includes small claims, and Protection from Harassment and Protection from Abuse.

(c) Civil includes any type of civil litigation (contracts, commercial disputes, personal actions, etc.)

(d) "Other" includes cases in which the parties intended to negotiate further without the mediator.

COURT MEDIATION SERVICE
 SUPERIOR COURT CASES MEDIATED BY TYPE OF DISPOSITION
 FY'89 Detail

TABLE CM-5
 (con't.)

Superior Court	RESOLVED BY MEDIATOR			REFERRED TO TRIAL			CONTINUED			OTHER			TOTAL		FY'89 GRAND TOTAL
	DM (a)	CV (b)	SUB-TOTAL	DM (a)	CV (b)	SUB-TOTAL	DM (a)	CV (b)	SUB-TOTAL	DM (a)	CV (b)	SUB-TOTAL	DM (a)	CV (b)	
ANDROSCOGGIN	2	0	2	6	0	6	2	0	2	2	1	3	12	1	13
AROSTOOK	0	-	0	0	-	0	1	-	1	0	-	0	1	0	1
CUMBERLAND	45	2	47	24	0	24	40	1	41	18	0	18	127	-	127
FRANKLIN	1	-	1	1	-	1	0	-	0	0	-	0	2	0	2
HANCOCK	1	-	1	1	-	1	1	-	1	0	-	0	3	0	3
KENNEBEC	4	-	4	2	-	2	0	-	0	2	-	2	8	0	8
KNOX	4	-	4	0	-	0	0	-	0	0	-	0	4	-	4
LINCOLN	0	-	0	0	-	0	1	-	1	0	-	0	1	0	1
OXFORD	1	-	1	0	-	0	1	-	1	0	-	0	2	-	2
PENOBSCOT	3	0	3	2	1	3	3	0	3	1	0	1	9	1	10
PISCATAQUIS	-	-	0	-	-	0	-	-	0	-	-	0	0	0	0
SAGadahoc	2	-	2	0	-	0	1	-	1	1	-	1	4	-	4
SOMERSET	10	-	10	6	-	6	4	-	4	4	-	4	24	0	24
WALDO	0	-	0	0	-	0	0	-	0	1	-	1	1	-	1
WASHINGTON	3	-	3	6	-	6	3	-	3	1	-	1	13	0	13
YORK	10	3	13	11	0	11	6	1	7	5	0	5	32	4	36
Superior Court Total	86	5	91	59	1	60	63	2	65	35	1	36	243	9	252
% of total	35.4	55.6	38.1	24.3	11.1	23.8	25.9	22.2	25.8	14.4	11.1	14.3	96.4	3.6	100.0

A case may require more than one mediation session.

(a) Domestic includes divorce, temporary motions and motions to amend divorce, and actions to determine parental rights and responsibilities between unmarried parents.

(b) Civil includes any type of civil litigation (contracts, commercial disputes, personal actions, etc.) (The Superior Court does not handle small claims cases.)

(c) "Other" includes cases in which the parties intended to negotiate further without the mediator.

COURT MEDIATION SERVICE
 Mediation SESSIONS
 1986, 1987, 1988, FY'89

TABLE CM-6

	DOMESTIC (a)				NON-DOMESTIC (b)				TOTAL DOMESTIC & NON-DOMESTIC						
	RESOLVED BY MEDIATOR	REFERRED TO TRIAL	REFERRED TO OTHER(c)	TOTAL DOMESTIC	RESOLVED BY MEDIATOR	REFERRED TO TRIAL	REFERRED TO OTHER(c)	TOTAL-NON DOMESTIC	RESOLVED BY MEDIATOR	%OF TOTAL	REFERRED TO TRIAL	%OF TOTAL	REFERRED TO OTHER(c)	%OF TOTAL	GRAND TOTAL
	1986														
District Court	998	482	1170	2650	527	390	103	1020	1525	41.6	872	23.8	1273	34.7	3670
Superior Court	72	54	123	249	0	1	0	1	72	28.8	55	22.0	123	49.2	250
Total	1070	536	1293	2899	527	391	103	1021	1597	40.7	927	23.6	1396	35.6	3920
%	36.9	18.5	44.6	100.0	51.6	38.3	10.1	100.0							
1987															
District Court	1455	717	1151	3323	724	489	99	1312	2179	47.	1206	26.0	1250	27.0	4635
Superior Court	96	73	161	330	2	1	2	5	98	29.3	74	22.1	163	48.7	335
Total	1551	790	1312	3653	726	490	101	1317	2277	45.8	1280	25.8	1413	28.4	4970
%	42.5	21.6	35.9	100.0	55.1	37.2	7.7	100.0							
1988															
District Court	1628	703	1129	3460	742	523	82	1347	2370	49.3	1226	25.5	1211	25.2	4807
Superior Court	94	63	132	289	33	11	15	59	127	36.5	74	21.3	147	42.2	348
Total	1722	766	1261	3749	775	534	97	1406	2497	48.4	1300	25.2	1358	26.3	5155
%	45.9	20.4	33.6	100.0	55.1	38.0	6.9	100.0							
FY'89															
District Court	1613	775	1139	3527	830	527	86	1443	2443	49.2	1302	26.2	1225	24.6	4970
Superior Court	93	63	125	281	19	9	9	37	112	35.2	72	22.6	134	42.1	318
Total	1706	838	1264	3808	849	536	95	1480	2555	48.3	1374	26.0	1359	25.7	5288
%	44.8	22.0	33.2	100.0	57.4	36.2	6.4	100.0							

Cases requiring more than one mediation session are counted as one case.

(a) DOMESTIC includes divorce, temporary motions and motions to amend divorce, and actions to determine parental rights and responsibilities between unmarried parents.

(b) NON-DOMESTIC includes civil litigation in Superior Court; in District Court it includes civil litigation plus small claims and in FY'89 includes 71 protection from abuse & protection from harassment cases.

(b*) The "Non-Domestic" category in 1986 includes small claims and a total of 10 civil cases.

(c) "Other" includes cases in which the parties intended to negotiate further without the mediator or continued to another mediation session held in the next year.

APPENDIX VI

COURT APPOINTED SPECIAL ADVOCATE (CASAs)

CASELOAD STATISTICS

COURT APPOINTED SPECIAL ADVOCATE PROGRAM (CASA)

The CASA Program was established in 1985 to address the needs of abused and neglected children by using trained volunteers to advocate for these children. The volunteers are paid only for their travel and out-of-pocket expenses, and largely replace state-paid attorneys who had routinely served as guardians ad litem for the children prior to the program's development. Mary-Gay Kennedy, Esq. serves as program director and District Court Judge John B. Beliveau is the judicial liaison.

Prior to becoming an active CASA, all volunteers must submit an extensive application, provide three references who are asked to provide detailed information in answer to specific questions and undergo intensive training. The training is provided by the Office of the Attorney General, the judiciary, the Department of Human Services, private attorneys, the program director, a child development psychologist and by some of the experienced volunteers themselves. In addition to the training, the volunteers receive a 200-page CASA manual which contains all of the above information as well as forms, selected articles, examples of reports, etc. The volunteers meet every eight to ten weeks as a group for support and continuing education, and the program director speaks individually with volunteers anywhere from once a day to once a month depending on the status of their experience and case activity.

The CASA volunteer, as the child's guardian ad litem, is a party to all judicial and administrative proceedings. While each case is different, the CASA volunteer spends approximately 10 to 15 hours doing research and conducting interviews prior to the first court appearance. More complicated cases take longer. Once initiated into the system, volunteers work about ten to fifteen hours per month for approximately 24 months on each case they are assigned.

The year FY'89 was one of tremendous growth and expansion

for the CASA program. Three hundred six (306) new cases, which represent 42% of the program's overall case load, were assigned to CASA volunteers from 16 District Court locations. This brings the total number of cases, in which volunteers have served as lay guardians ad litem, to 730 since the program's inception in June of 1985. Of those 730 cases, 203 have reached final dispositions and are no longer a part of the court's current docket. One hundred ninety-five (195) dedicated and specially trained citizens from Maine's community are actively representing the needs of children in the remaining 527 cases.

Tabc CS-1 summarizes cumulative information from July 1, 1985 through June 30, 1989, giving the total program activity for its four years of operation.

CASA VOLUNTEER ANALYSIS - 7/1/85 thru 6/30/89

TABLE CS-1

Number of volunteers trained - 231

(Of this 231, 36 volunteers have withdrawn from the program.)

Number of volunteers originally assigned at least one case - 195

Number of volunteers willing to serve each District Court Location

<u>South</u>		<u>North</u>	
Augusta	8	Bangor	24
Bath	7	Ellsworth	7
Belfast	5	Houlton	1
Biddeford	28	Machias	1
Bridgton	5		
Brunswick	12		
Lewiston	32		
Portland	83		
Rockland	17		
Waterville	4		
Wiscasset	4		
Any Area	10		

Total number of cases assigned to CASA volunteers - 730

Augusta	22	Lewiston	135
Bangor	102	Newport	7
Bath	15	Portland	237
Belfast	14	Rockland	47
Biddeford	67	Springvale	16
Bridgton	10	Waterville	10
Brunswick	19	Wiscasset	9
Ellsworth	19	York	1

Total number of children involved - 882

Number of active cases (7/1/85 thru 6/30/89) - 527

<u>Age of Children</u>	<u>Number of Children</u>	<u>Percent of Total</u>
Under 2	106	18%
2 - 4	97	16%
5 - 9	153	26%
10 - 14	165	27%
15 & Over	76	13%

Number of children involved in active cases - 597

Number of disposed cases (7/1/85 thru 6/30/89) - 203

<u>Age of Children</u>	<u>Number of Children</u>
Under 2	52
2 - 4	71
5 - 9	75
10 - 14	48
15 & Over	39

Number of children involved in disposed cases - 285