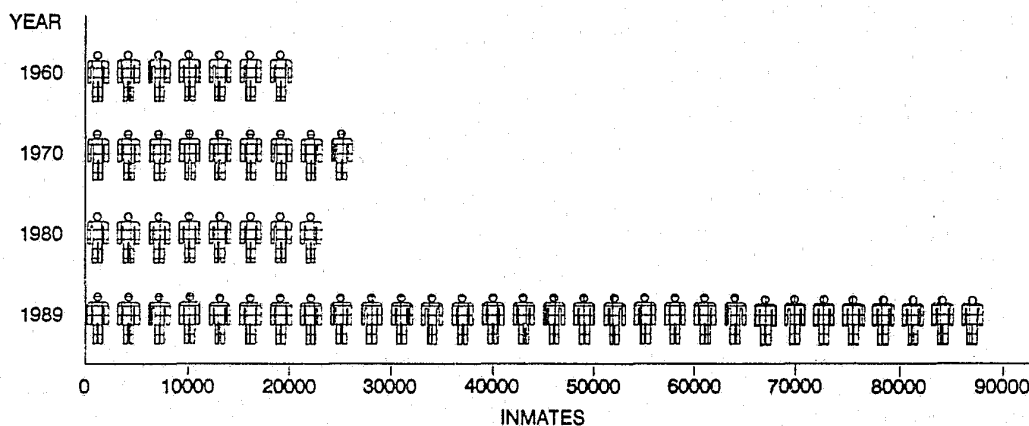


## MOVEMENT OF PRISON POPULATION

Calendar Year 1989

INSTITUTION POPULATION  
1960 THROUGH 1989



126105

Department of Corrections  
Administrative Services Division  
Offender Information Services Branch  
Data Analysis Unit

Sacramento, California 95814  
1990

Report # MOVE-5

# STATE OF CALIFORNIA

## YOUTH AND ADULT CORRECTIONAL AGENCY

**JOE SANDOVAL**

*Agency Secretary*

**CRAIG L. BROWN**

*Undersecretary*

## DEPARTMENT OF CORRECTIONS

**JAMES ROWLAND**

*Director*

**ROBERT H. DENNINGER**

*Chief Deputy Director*

**JAMES E. TILTON**

*Deputy Director*

**RICHARD S. WELCH**

*Chief, Offender Information Services Branch*

**GERALD E. BECKETT**

*Chief, Estimates And Statistical Analysis Section*

**PENNY O'DANIEL**

*Manager, Data Analysis Unit*

**RICHARD A. BASS**

*Research Analyst II*

**GERRI DE GRAAF**

*Research Analyst II*

**PAULA BURBACH**

*Staff Services Analyst*

**ARTHUR CHUNG**

*Research Analyst II*

**LORI LEONARD**

*Student Assistant*

**DOREEN BARTON**

*Staff Services Analyst*

126105

**U.S. Department of Justice  
National Institute of Justice**

This document has been reproduced exactly as received from the person or organization originating it. Points of view or opinions stated in this document are those of the authors and do not necessarily represent the official position or policies of the National Institute of Justice.

Permission to reproduce this copyrighted material has been granted by

California Department of  
Corrections

to the National Criminal Justice Reference Service (NCJRS).

Further reproduction outside of the NCJRS system requires permission of the copyright owner.

---

**MOVEMENT OF PRISON POPULATION**

---

**TABLE OF CONTENTS**

	Page
HIGHLIGHTS OF PRISON MOVEMENTS . . . . .	3
SUMMARY OF MOVEMENTS BY INSTITUTION AND SEX . . . . .	4
MOVEMENT OF MALE AND FEMALE PRISON POPULATION . . . . .	6
MOVEMENT OF MALE PRISON POPULATION . . . . .	7
INSTITUTIONS . . . . .	8
COMMUNITY BASED FACILITIES . . . . .	33
RECEPTION CENTERS . . . . .	37
MOVEMENT OF FEMALE PRISON POPULATION . . . . .	45
INSTITUTIONS . . . . .	46
COMMUNITY BASED FACILITIES . . . . .	51
RECEPTION CENTERS . . . . .	55

**Contact Persons:**

**Penny O'Daniel**

*Manager*

(916) 323-3639

ATSS 473-3639

**Gerri de Graaf**

*Research Analyst II*

(916) 324-8813

ATSS 454-8813

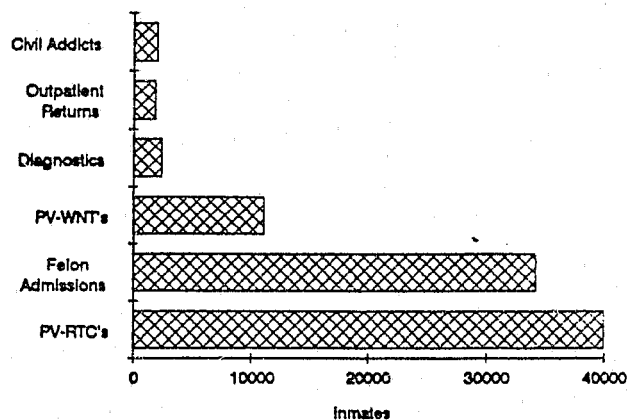
## MOVEMENT OF PRISON POPULATION

During Calendar Year 1989 there were:

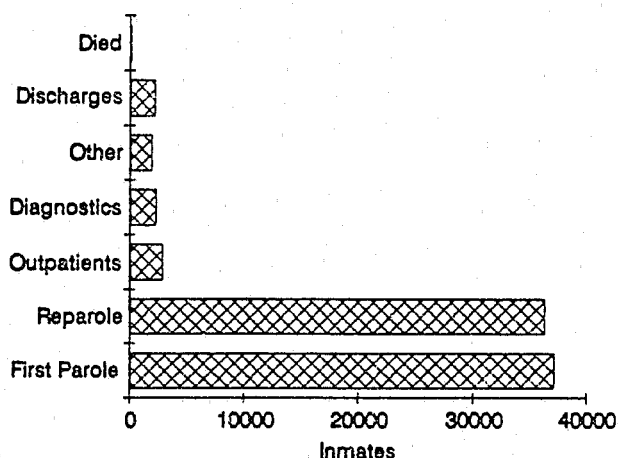
### RECEIVED

- 34,226 new felon admissions received from court.
- 2,009 new civil narcotic addict admissions received from court.
- 2,433 county diagnostic cases received.
- 39,976 felon parole violators returned to custody (PV-RTC's and parole violators pending revocation).
- 11,040 felon parole violators returned with a new term from court (PV-WNT's).
- 763 escape returns to CDC institutions.
- 1,942 outpatients returned to custody.

TYPE OF RECEPTION  
CALENDAR YEAR 1989



TYPE OF RELEASE  
CALENDAR YEAR 1989



### RELEASED

- 73,663 felon inmates were released to parole from CDC institutions and temporary release status.
  - 7,242 were first releases to parole.
  - 36,421 were re-released to parole.
- 2,361 county diagnostic cases were discharged from CDC institutions.
- 1,271 inmates escaped from CDC institutions and community-based facilities.
- 141 inmates died in CDC institutions.
- 2,946 civil narcotic addicts were released to outpatient status.
- 3,761 inmates were discharged from CDC institutions.

# MOVEMENT OF PRISON POPULATION

INSTITUTION	POPULATION 12-31-88	TOTAL** RECEIVED	TOTAL** RELEASED	POPULATION 12-31-89
<b>TOTAL INSTITUTION</b>	<b>76,171</b>	<b>330,046</b>	<b>318,920</b>	<b>87,297</b>
<b>Total Male</b>	<b>71,278</b>	<b>301,051</b>	<b>291,032</b>	<b>81,297</b>
<b>Male Prisons</b>	<b>61,719</b>	<b>144,687</b>	<b>138,002</b>	<b>68,404</b>
AVENAL SP	3,500	4,881	5,611	2,770
CCC	5,114	6,429	6,395	5,148
CCI - Main	2,222	4,610	4,267	2,565
CCI - IV A	869	3,367	3,320	916
CCI - IV B	866	1,751	1,874	743
CIM - Main	2,006	11,630	11,592	2,044
CMC - East *	3,785	4,481	4,390	3,876
CMC - West	2,393	5,875	5,379	2,889
CMF	2,835	8,201	8,143	2,893
CMF - South	3,967	7,310	7,359	3,918
CORCORAN	2,975	7,272	5,266	4,981
CRC	3,808	7,776	8,092	3,492
CTF - Central	2,590	10,748	10,773	2,565
CTF - North	2,257	6,272	6,001	2,528
CTF - South	782	2,130	2,119	793
CVSP	334	2,694	1,736	1,292
DVI	1,832	4,214	3,740	2,306
FOL - CSP, SAC	2,554	12,999	12,826	2,727
FOLSOM	3,940	4,769	4,503	4,206
MULE CREEK	2,411	4,778	3,744	3,445
PELICAN BAY	0	647	2	645
RJD	2,997	6,281	6,127	3,151
SCC	5,325	8,822	8,789	5,358
SAN QUENTIN	2,357	6,750	5,954	3,153
<b>Male Community Based</b>	<b>1,793</b>	<b>12,349</b>	<b>11,470</b>	<b>2,672</b>
REGION I	570	4,156	3,550	1,176
REGION II	213	1,513	1,449	277
REGION III	403	2,643	2,499	547
REGION IV	607	4,037	3,972	672
<b>Male Reception Centers</b>	<b>7,766</b>	<b>144,015</b>	<b>141,560</b>	<b>-10,221</b>
CCI	1,002	11,852	11,819	1,035
CRC	0	3,923	3,528	395
DVI	930	13,521	13,355	1,096
CMF North	652	8,659	8,715	596
CIM Central	1,434	48,653	48,656	1,431
CIM East	1,201	15,239	15,232	1,208
CIM West	1,496	20,198	20,240	1,454
RJD	327	6,900	6,273	954
SAN QUENTIN	724	15,070	13,742	2,052

\* Includes 391 persons under care of the Department of Mental Health on 12-31-89.

\*\* This includes positive uncategorized moves in Total Received and negative uncategorized moves in Total Released.

## MOVEMENT OF PRISON POPULATION

INSTITUTION	POPULATION 12-31-88	TOTAL** RECEIVED	TOTAL** RELEASED	POPULATION 12-31-89
<b>Total Female</b>	<b>4,893</b>	<b>28,995</b>	<b>27,888</b>	<b>6,000</b>
<b>Female Prisons</b>	<b>4,312</b>	<b>17,156</b>	<b>16,354</b>	<b>5,114</b>
AVENAL SP	181	2,288	1,186	1,283
CIW *	2,109	10,214	10,250	2,073
CRC	1,032	1,824	1,996	860
NCWF	635	1,456	1,512	579
SCC	355	1,374	1,410	319
<b>Female Community Based</b>	<b>208</b>	<b>1,517</b>	<b>1,275</b>	<b>450</b>
REGION I	41	540	393	188
REGION II	55	269	239	85
REGION III	53	259	251	61
REGION IV	59	449	392	116
<b>Female Reception Centers</b>	<b>373</b>	<b>10,322</b>	<b>10,259</b>	<b>436</b>
CIW	259	8,695	8,682	272
NCWF	114	1,627	1,577	164

\* Includes 12 persons under care of the Department of Mental Health on 12-31-89.

\*\* This includes positive uncategorized moves in Total Received and negative uncategorized moves in Total Released.

Estimates & Statistical Analysis Section  
Offender Information Services Branch  
Department of Corrections

Youth & Adult Correctional Agency  
State of California  
APRIL 17, 1999

Male and Female Prison Population Movements  
Annual Report:  
JANUARY 1, 1989 - DECEMBER 31, 1989

Movement	Commitment Type							
	Total	Felon	Safe-keeper	Civil Narc. Addict	Federal Cases	From Other States	Youth Author.	County Diagnostic
Population: JAN 1, 1989	76,171	73,780	9	2,040	5	44	9	284
Total Received	329,541	318,631	75	6,804	14	39	18	3,960
Transfers in	224,835	221,246	3	2,020	12	30	13	1,511
New Admissions	38,725	34,226	46	2,009	2	5	4	2,433
Parole Returns	52,958	51,018	0	1,942	0	0	0	0
PRTC and OPRFTT	10,444	8,581	0	1,883	0	0	0	0
PWNT and OPRWNT	11,089	11,040	0	59	0	0	0	0
Pending Revocation	31,415	31,415	0	0	0	0	0	0
Psychiatric Returns	0	0	0	0	0	0	0	0
CYA Parole Returns	324	324	0	0	0	0	0	0
Other Admissions/Returns	12,899	11,819	26	833	0	4	1	16
Fed/State/CYA	429	429	0	0	0	0	0	0
Escape	763	763	0	0	0	0	0	0
Court	7,343	6,983	26	319	0	1	0	14
Jail	1,402	1,402	0	0	0	0	0	0
Hospital/Medical	1,943	1,808	0	130	0	3	0	2
Temp. Community Leave	44	44	0	0	0	0	0	0
Other	775	390	0	384	0	0	1	0
Total Released	318,413	308,392	70	5,974	12	49	19	3,897
Transfers out	224,835	221,246	3	2,020	12	30	13	1,511
Paroled	72,577	69,640	0	2,935	0	2	0	0
First Parole	37,499	34,582	0	2,935	0	2	0	0
Re-Parole	35,078	35,078	0	0	0	0	0	0
Released to CYA Parole	145	145	0	0	0	0	0	0
Discharged	3,761	1,221	22	143	0	10	4	2,361
Died	141	139	0	0	0	1	0	1
Other Releases	16,954	16,001	45	876	0	6	2	24
Fed/State/CYA	92	90	0	1	0	1	0	0
Escape	1,271	1,271	0	0	0	0	0	0
Court	8,457	8,017	44	371	0	2	1	22
Jail	2,769	2,785	1	2	0	0	1	0
Hospital/Medical	2,030	1,893	0	132	0	3	0	2
Temp. Community Leave	63	62	0	1	0	0	0	0
Other	2,272	1,903	0	389	0	0	0	0
Net Received-Released	11,128	10,239	5	830	2	-10	-1	63
Uncategorized Moves	-2	319	-5	-306	0	-1	1	-10
Population: DEC 31, 1989	87,297	84,338	9	2,584	7	33	9	337
Departures from Temp. Release	4,280	4,220	10	54	0	0	0	6
Paroled	4,034	4,023	0	11	0	0	0	0
First Parole	2,891	2,880	0	11	0	0	0	0
Re-Parole	1,343	1,343	0	0	0	0	0	0
Discharged	232	173	10	43	0	0	0	6
Died	24	24	0	0	0	0	0	0

Report # MOVE-5



Estimates & Statistical Analysis Section  
Offender Information Services Branch  
Department of Corrections

Youth & Adult Correctional Agency  
State of California  
APRIL 17, 1990

Male Prison Population Movements  
Annual Report:  
JANUARY 1, 1989 - DECEMBER 31, 1989

Movement	Commitment Type							
	Total	Felon	Safe-keeper	Civil Narc. Addict	Federal Cases	From Other States	Youth Author.	County Diagnostic
Population: JAN 1, 1989	71,278	69,379	9	1,587	5	44	9	245
Total Received	300,611	291,650	75	5,453	10	39	14	3,370
Transfers in	205,825	202,878	3	1,685	9	30	10	1,210
New Admissions	34,693	30,872	46	1,617	1	5	3	2,149
Parole Returns	48,905	47,399	0	1,506	0	0	0	0
PRTC and OPRTFT	9,505	8,052	0	1,453	0	0	0	0
PWNT and OPRWNT	10,394	10,341	0	53	0	0	0	0
Pending Revocation	29,006	29,006	0	0	0	0	0	0
Psychiatric Returns	0	0	0	0	0	0	0	0
CYA Parole Returns	320	320	0	0	0	0	0	0
Other Admissions>Returns	10,868	10,181	26	845	0	4	1	11
Fed/State/CYA	424	424	0	0	0	0	0	0
Escape	677	677	0	0	0	0	0	0
Court	6,326	6,077	26	211	0	1	0	11
Jail	1,273	1,273	0	0	0	0	0	0
Hospital/Medical	1,423	1,368	0	52	0	3	0	0
Temp. Community Leave	43	43	0	0	0	0	0	0
Other	702	319	0	382	0	0	1	0
Total Released	290,581	282,400	70	4,717	9	49	16	3,320
Transfers out	205,825	202,878	3	1,685	9	30	10	1,210
Paroled	66,263	64,032	0	2,229	0	2	0	0
First Parole	33,796	31,565	0	2,229	0	2	0	0
Re-Parole	32,467	32,467	0	0	0	0	0	0
Released to CYA Parole	141	141	0	0	0	0	0	0
Discharged	3,407	1,153	22	128	0	10	4	2,090
Died	135	133	0	0	0	1	0	1
Other Releases	14,810	14,063	45	675	0	6	2	19
Fed/State/CYA	88	86	0	1	0	1	0	0
Escape	1,133	1,133	0	0	0	0	0	0
Court	7,334	7,015	44	253	0	2	1	19
Jail	2,521	2,518	1	1	0	0	1	0
Hospital/Medical	1,488	1,442	0	53	0	3	0	0
Temp. Community Leave	81	81	0	0	0	0	0	0
Other	2,175	1,808	0	367	0	0	0	0
Net Received-Released	10,030	9,250	5	736	1	-10	-2	50
Uncategorized Moves	-11	282	-5	-278	0	-1	1	-10
Population: DEC 31, 1989	81,297	78,911	9	2,045	8	33	8	285
Departures from Temp. Release	3,891	3,937	10	38	0	0	0	6
Paroled	3,768	3,763	0	5	0	0	0	0
First Parole	2,514	2,509	0	5	0	0	0	0
Re-Parole	1,254	1,254	0	0	0	0	0	0
Discharged	204	155	10	33	0	0	0	6
Died	19	19	0	0	0	0	0	0

Report # MOVE-5

Male Prison Population Movements  
Annual Report:  
AVENAL STATE PRISON - AVENAL  
JANUARY 1, 1989 - DECEMBER 31, 1989

Movement	Total	Felon	Commitment Type
			Civil Narc. Addict
Population: JAN 1, 1989	3,500	3,499	1
Total Received	4,872	4,871	1
Transfers in	4,535	4,534	1
New Admissions	0	0	0
Parole Returns	1	1	0
PRTC and OPRTFT	0	0	0
PWNT and OPRWNT	1	1	0
Pending Revocation	0	0	0
Psychiatric Returns	0	0	0
CYA Parole Returns	0	0	0
Other Admissions>Returns	336	336	0
Fed/State/CYA	0	0	0
Escape	1	1	0
Court	190	190	0
Jail	0	0	0
Hospital/Medical	143	143	0
Temp. Community Leave	1	1	0
Other	1	1	0
Total Released	5,611	5,610	1
Transfers out	2,051	2,051	0
Paroled	2,908	2,907	1
First Parole	1,786	1,785	1
Re-Parole	1,122	1,122	0
Released to CYA Parole	3	3	0
Discharged	44	44	0
Died	0	0	0
Other Releases	805	805	0
Fed/State/CYA	2	2	0
Escape	0	0	0
Court	272	272	0
Jail	99	99	0
Hospital/Medical	150	150	0
Temp. Community Leave	1	1	0
Other	81	81	0
Net Received-Released	-739	-739	0
Uncategorized Moves	9	10	-1
Population: DEC 31, 1989	2,770	2,770	0
Departures from Temp. Release	226	226	0
Paroled	220	220	0
First Parole	141	141	0
Re-Parole	79	79	0
Discharged	6	6	0
Died	0	0	0

Report # MOVE-5

Male Prison Population Movements  
Annual Report:  
CALIF. CORRECTIONAL CENTER - SUSANVILLE  
JANUARY 1, 1989 - DECEMBER 31, 1989

Movement	Total	Felon	Commitment Type		
			Safe-keeper	Civil Narc. Addict	From Other States
Population: JAN 1, 1989	5,114	5,110	0	2	2
Total Received	8,428	8,410	15	4	0
Transfers in	6,139	6,135	0	4	0
New Admissions	13	0	13	0	0
Parole Returns	3	3	0	0	0
PRTC and OPRTFT	0	0	0	0	0
PWNT and OPRWNT	2	2	0	0	0
Pending Revocation	1	1	0	0	0
Psychiatric Returns	0	0	0	0	0
CYA Parole Returns	0	0	0	0	0
Other Admissions>Returns	274	272	2	0	0
Fed/State/CYA	0	0	0	0	0
Escape	6	6	0	0	0
Court	133	131	2	0	0
Jail	76	76	0	0	0
Hospital/Medical	38	38	0	0	0
Temp. Community Leave	20	20	0	0	0
Other	1	1	0	0	0
Total Released	8,379	8,360	14	4	1
Transfers out	2,402	2,399	0	2	1
Paroled	3,474	3,474	0	0	0
First Parole	2,786	2,786	0	0	0
Re-Parole	688	688	0	0	0
Released to CYA Parole	0	0	0	0	0
Discharged	26	20	4	2	0
Died	0	0	0	0	0
Other Releases	477	467	10	0	0
Fed/State/CYA	0	0	0	0	0
Escape	15	15	0	0	0
Court	252	243	9	0	0
Jail	145	144	1	0	0
Hospital/Medical	38	38	0	0	0
Temp. Community Leave	20	20	0	0	0
Other	7	7	0	0	0
Net Received-Released	50	50	1	0	-1
Uncategorized Moves	-16	-14	-1	-1	0
Population: DEC 31, 1989	5,148	5,146	0	1	1
Departures from Temp. Release	99	97	2	0	0
Paroled	87	87	0	0	0
First Parole	69	69	0	0	0
Re-Parole	18	18	0	0	0
Discharged	12	10	2	0	0
Died	0	0	0	0	0

Report # MOVE-5

Male Prison Population Movements  
Annual Report:  
CALIF. CORRECTIONAL INST. (MAIN) - TEHACHAPI  
JANUARY 1, 1988 - DECEMBER 31, 1988

Movement	Total	Felon	Commitment Type	
			Civil Narc. Addict	County Diag- nostic
Population: JAN 1, 1989	2,222	2,221	1	0
Total Received	4,808	4,587	20	1
Transfers in	4,411	4,390	20	1
New Admissions	5	5	0	0
Parole Returns	2	2	0	0
PRTC and OPRTFT	1	1	0	0
PWNT and OPRWNT	0	0	0	0
Pending Revocation	1	1	0	0
Psychiatric Returns	0	0	0	0
CYA Parole Returns	0	0	0	0
Other Admissions>Returns	190	190	0	0
Fed/State/CYA	0	0	0	0
Escape	0	0	0	0
Court	92	92	0	0
Jail	0	0	0	0
Hospital/Medical	7	7	0	0
Temp. Community Leave	0	0	0	0
Other	91	91	0	0
Total Released	4,267	4,246	20	1
Transfers out	1,854	1,842	12	0
Paroled	2,056	2,056	0	0
First Parole	1,632	1,632	0	0
Re-Parole	424	424	0	0
Released to CYA Parole	2	2	0	0
Discharged	23	14	8	1
Died	1	1	0	0
Other Releases	331	331	0	0
Fed/State/CYA	4	4	0	0
Escape	0	0	0	0
Court	112	112	0	0
Jail	45	45	0	0
Hospital/Medical	13	13	0	0
Temp. Community Leave	2	2	0	0
Other	155	155	0	0
Net Received-Released	341	341	0	0
Uncategorized Moves	2	2	0	0
Population: DEC 31, 1988	2,565	2,564	1	0
Departures from Temp. Release	127	127	0	0
Paroled	125	125	0	0
First Parole	103	103	0	0
Re-Parole	22	22	0	0
Discharged	2	2	0	0
Died	0	0	0	0

Report # MOVE-5

Estimates & Statistical Analysis Section  
Offender Information Services Branch  
Department of Corrections

Youth & Adult Correctional Agency  
State of California  
APRIL 17, 1990

Male Prison Population Movements  
Annual Report:  
CALIF. CORRECTIONAL INST. (IV A) - TEHACHAPI  
JANUARY 1, 1989 - DECEMBER 31, 1989

Movement	Total	Felon	Commitment Type	
			Civil Narc. Addict	From Other States
Population: JAN 1, 1989	869	867	0	2
Total Received	3,367	3,364	2	1
Transfers in	3,330	3,327	2	1
New Admissions	0	0	0	0
Parole Returns	0	0	0	0
PRTC and OPRTFT	0	0	0	0
PWNT and OPRWNT	0	0	0	0
Pending Revocation	0	0	0	0
Psychiatric Returns	0	0	0	0
CYA Parole Returns	0	0	0	0
Other Admissions>Returns	37	37	0	0
Fed/State/CYA	0	0	0	0
Escape	0	0	0	0
Court	29	29	0	0
Jail	0	0	0	0
Hospital/Medical	7	7	0	0
Temp. Community Leave	0	0	0	0
Other	1	1	0	0
Total Released	3,311	3,309	2	0
Transfers out	3,108	3,104	2	0
Paroled	139	139	0	0
First Parole	109	109	0	0
Re-Parole	30	30	0	0
Released to CYA Parole	0	0	0	0
Discharged	3	3	0	0
Died	0	0	0	0
Other Releases	63	63	0	0
Fed/State/CYA	0	0	0	0
Escape	0	0	0	0
Court	35	35	0	0
Jail	10	10	0	0
Hospital/Medical	13	13	0	0
Temp. Community Leave	0	0	0	0
Other	5	5	0	0
Net Received-Released	58	55	0	1
Uncategorized Moves	-9	-9	0	0
Population: DEC 31, 1989	918	913	0	3
Departures from Temp. Release	17	17	0	0
Paroled	15	15	0	0
First Parole	11	11	0	0
Re-Parole	4	4	0	0
Discharged	2	2	0	0
Died	0	0	0	0

Report # MOVE-5

Estimates & Statistical Analysis Section  
Offender Information Services Branch  
Department of Corrections

Youth & Adult Correctional Agency  
State of California  
APRIL 17, 1989

Male Prison Population Movements  
Annual Report:  
CALIF. CORRECTIONAL INST. (IV B) - TEHACHAPI  
JANUARY 1, 1989 - DECEMBER 31, 1989

Movement	Total	Felon	Commitment Type			From Other States
			Safe- keeper	Civil Narc. Addict	Federal Cases	
Population: JAN 1, 1989	866	863	0	0	1	2
Total Received	1,751	1,744	1	5	1	0
Transfers in	1,682	1,675	1	5	1	0
New Admissions	0	0	0	0	0	0
Parole Returns	0	0	0	0	0	0
PRTC and OPRTFT	0	0	0	0	0	0
PWNT and OPRWNT	0	0	0	0	0	0
Pending Revocation	0	0	0	0	0	0
Psychiatric Returns	0	0	0	0	0	0
CYA Parole Returns	0	0	0	0	0	0
Other Admissions>Returns	69	69	0	0	0	0
Fed/State/CYA	0	0	0	0	0	0
Escape	0	0	0	0	0	0
Court	38	38	0	0	0	0
Jail	0	0	0	0	0	0
Hospital/Medical	31	31	0	0	0	0
Temp. Community Leave	0	0	0	0	0	0
Other	0	0	0	0	0	0
Total Released	1,869	1,861	1	5	1	1
Transfers out	1,651	1,645	1	4	1	0
Paroled	138	138	0	0	0	0
First Parole	106	106	0	0	0	0
Re-Parole	32	32	0	0	0	0
Released to CYA Parole	0	0	0	0	0	0
Discharged	4	2	0	1	0	1
Died	0	0	0	0	0	0
Other Releases	76	76	0	0	0	0
Fed/State/CYA	0	0	0	0	0	0
Escape	0	0	0	0	0	0
Court	48	48	0	0	0	0
Jail	3	3	0	0	0	0
Hospital/Medical	22	22	0	0	0	0
Temp. Community Leave	0	0	0	0	0	0
Other	3	3	0	0	0	0
Net Received-Released	-118	-117	0	0	0	-1
Uncategorized Moves	-5	-5	0	0	0	0
Population: DEC 31, 1989	743	741	0	0	1	1
Departures from Temp. Release	8	8	0	0	0	0
Paroled	6	6	0	0	0	0
First Parole	5	5	0	0	0	0
Re-Parole	1	1	0	0	0	0
Discharged	1	1	0	0	0	0
Died	1	1	0	0	0	0

Report # MOVE-5

Estimates & Statistical Analysis Section  
Offender Information Services Branch  
Department of Corrections

Youth & Adult Correctional Agency  
State of California  
APRIL 17, 1990

Male Prison Population Movements  
Annual Report:  
CALIF. INSTITUTION FOR MEN (EAST) - CHINO  
JANUARY 1, 1989 - DECEMBER 31, 1989

Movement	Commitment Type					
	Total	Felon	Safe-keeper	Civil Narc. Addict	Youth Author.	County Diagnostic
Population: JAN 1, 1989	1,201	1,199	0	2	0	0
Total Received	15,239	15,220	1	18	1	1
Transfers in	15,045	15,027	0	16	1	1
New Admissions	1	0	1	0	0	0
Parole Returns	1	1	0	0	0	0
PRTC and OPRTFT	0	0	0	0	0	0
PWNT and OPRWNT	1	1	0	0	0	0
Pending Revocation	0	0	0	0	0	0
Psychiatric Returns	0	0	0	0	0	0
CYA Parole Returns	0	0	0	0	0	0
Other Admissions>Returns	192	192	0	0	0	0
Fed/State/CYA	0	0	0	0	0	0
Escape	0	0	0	0	0	0
Court	173	173	0	0	0	0
Jail	19	19	0	0	0	0
Hospital/Medical	0	0	0	0	0	0
Temp. Community Leave	0	0	0	0	0	0
Other	0	0	0	0	0	0
Total Released	15,186	15,172	0	13	1	0
Transfers out	11,803	11,792	0	10	1	0
Paroled	2,960	2,960	0	0	0	0
First Parole	124	124	0	0	0	0
Re-Parole	2,836	2,836	0	0	0	0
Released to CYA Parole	10	10	0	0	0	0
Discharged	81	81	0	0	0	0
Died	1	1	0	0	0	0
Other Releases	331	328	0	3	0	0
Fed/State/CYA	0	0	0	0	0	0
Escape	0	0	0	0	0	0
Court	239	238	0	3	0	0
Jail	75	75	0	0	0	0
Hospital/Medical	2	2	0	0	0	0
Temp. Community Leave	5	5	0	0	0	0
Other	10	10	0	0	0	0
Net Received-Released	53	48	1	3	0	1
Uncategorized Moves	-46	-45	0	0	0	-1
Population: DEC 31, 1989	1,208	1,202	1	5	0	0
Departures from Temp. Release	110	108	0	2	0	0
Paroled	94	94	0	0	0	0
First Parole	8	8	0	0	0	0
Re-Parole	88	88	0	0	0	0
Discharged	15	13	0	2	0	0
Died	1	1	0	0	0	0

Report # MOVE-5

Estimates & Statistical Analysis Section  
Offender Information Services Branch  
Department of Corrections

Youth & Adult Correctional Agency  
State of California  
APRIL 17, 1990

Male Prison Population Movements  
Annual Report:  
CALIF. INSTITUTION FOR MEN (MAIN) - CHINO  
JANUARY 1, 1989 - DECEMBER 31, 1989

Movement	Total	Felon	Commitment Type		
			Civil Narc. Addict	From Other States	County Diag- nostic
Population: JAN 1, 1989	2,006	2,003	1	1	1
Total Received	11,630	11,452	65	0	113
Transfers in	11,495	11,317	65	0	113
New Admissions	0	0	0	0	0
Parole Returns	8	8	0	0	0
PRTC and OPRTFT	6	6	0	0	0
PWNT and OPRWNT	0	0	0	0	0
Pending Revocation	2	2	0	0	0
Psychiatric Returns	0	0	0	0	0
CYA Parole Returns	0	0	0	0	0
Other Admissions>Returns	127	127	0	0	0
Fed/State/CYA	1	1	0	0	0
Escape	0	0	0	0	0
Court	113	113	0	0	0
Jail	2	2	0	0	0
Hospital/Medical	11	11	0	0	0
Temp. Community Leave	0	0	0	0	0
Other	0	0	0	0	0
Total Released	11,588	11,412	63	1	112
Transfers out	7,813	7,640	62	0	111
Paroled	3,324	3,322	1	1	0
First Parole	1,342	1,340	1	1	0
Re-Parole	1,982	1,982	0	0	0
Released to CYA Parole	5	5	0	0	0
Discharged	41	40	0	0	1
Died	28	28	0	0	0
Other Releases	377	377	0	0	0
Fed/State/CYA	1	1	0	0	0
Escape	4	4	0	0	0
Court	164	164	0	0	0
Jail	86	86	0	0	0
Hospital/Medical	8	8	0	0	0
Temp. Community Leave	1	1	0	0	0
Other	113	113	0	0	0
Net Received-Released	42	40	2	-1	1
Uncategorized Moves	-4	-3	-1	0	0
Population: DEC 31, 1989	2,044	2,040	2	0	2
Departures from Temp. Release	234	234	0	0	0
Paroled	217	217	0	0	0
First Parole	100	100	0	0	0
Re-Parole	117	117	0	0	0
Discharged	15	15	0	0	0
Died	2	2	0	0	0

Report # MOVE-5



Estimates & Statistical Analysis Section  
Offender Information Services Branch  
Department of Corrections

Youth & Adult Correctional Agency  
State of California  
APRIL 17, 1989

Male Prison Population Movements  
Annual Report:  
CALIF. MEN'S COLONY (EAST) - SAN LUIS OBISPO  
JANUARY 1, 1989 - DECEMBER 31, 1989

Movement	Total	Felon	Commitment Type			
			Safe-keeper	Civil Narc. Addict	Federal Cases	From Other States
Population: JAN 1, 1989	3,785	3,783	0	0	1	1
Total Received	4,481	4,465	3	10	2	1
Transfers in	4,186	4,174	0	10	2	0
New Admissions	4	0	3	0	0	1
Parole Returns	91	91	0	0	0	0
PRTC and OPRFTT	50	50	0	0	0	0
PWNT and OPRWNT	1	1	0	0	0	0
Pending Revocation	40	40	0	0	0	0
Psychiatric Returns	0	0	0	0	0	0
CYA Parole Returns	0	0	0	0	0	0
Other Admissions>Returns	200	200	0	0	0	0
Fed/State/CYA	9	9	0	0	0	0
Escape	3	3	0	0	0	0
Court	119	119	0	0	0	0
Jail	5	5	0	0	0	0
Hospital/Medical	62	62	0	0	0	0
Temp. Community Leave	2	2	0	0	0	0
Other	0	0	0	0	0	0
Total Released	4,381	4,369	2	9	1	0
Transfers out	2,454	2,445	0	8	1	0
Paroled	1,583	1,583	0	0	0	0
First Parole	1,004	1,004	0	0	0	0
Re-Parole	579	579	0	0	0	0
Released to CYA Parole	2	2	0	0	0	0
Discharged	35	32	2	1	0	0
Died	23	23	0	0	0	0
Other Releases	284	284	0	0	0	0
Fed/State/CYA	1	1	0	0	0	0
Escape	0	0	0	0	0	0
Court	159	159	0	0	0	0
Jail	36	36	0	0	0	0
Hospital/Medical	62	62	0	0	0	0
Temp. Community Leave	6	6	0	0	0	0
Other	20	20	0	0	0	0
Net Received-Released	100	98	1	1	1	1
Uncategorized Moves	-9	-9	0	0	0	0
Population: DEC 31, 1989	3,876	3,870	1	1	2	2
Departures from Temp. Release	67	67	0	0	0	0
Paroled	63	63	0	0	0	0
First Parole	41	41	0	0	0	0
Re-Parole	22	22	0	0	0	0
Discharged	2	2	0	0	0	0
Died	2	2	0	0	0	0

Report # MOVE-5

Male Prison Population Movements  
Annual Report:  
CALIF. MEN'S COLONY (WEST) - SAN LUIS OBISPO  
JANUARY 1, 1989 - DECEMBER 31, 1989

Movement	Total	Felon	Commitment Type	
			Civil Narc. Addict	From Other States
Population: JAN 1, 1989	2,393	2,392	0	1
Total Received	5,875	5,872	3	0
Transfers in	5,756	5,753	3	0
New Admissions	0	0	0	0
Parole Returns	0	0	0	0
PRTC and OPRTFT	0	0	0	0
PWNT and OPRWNT	0	0	0	0
Pending Revocation	0	0	0	0
Psychiatric Returns	0	0	0	0
CYA Parole Returns	0	0	0	0
Other Admissions>Returns	119	119	0	0
Fed/State/CYA	0	0	0	0
Escape	0	0	0	0
Court	111	111	0	0
Jail	0	0	0	0
Hospital/Medical	3	3	0	0
Temp. Community Leave	5	5	0	0
Other	0	0	0	0
Total Released	5,379	5,375	3	1
Transfers out	2,263	2,261	2	0
Paroled	2,663	2,663	0	0
First Parole	1,894	1,894	0	0
Re-Parole	969	969	0	0
Released to CYA Parole	2	2	0	0
Discharged	35	34	0	1
Died	0	0	0	0
Other Releases	416	415	1	0
Fed/State/CYA	0	0	0	0
Escape	1	1	0	0
Court	156	156	0	0
Jail	104	103	1	0
Hospital/Medical	4	4	0	0
Temp. Community Leave	5	5	0	0
Other	146	146	0	0
Net Received-Released	496	497	0	-1
Uncategorized Moves	0	0	0	0
Population: DEC 31, 1989	2,889	2,889	0	0
Departures from Temp. Release	267	266	1	0
Paroled	263	262	1	0
First Parole	199	198	1	0
Re-Parole	64	64	0	0
Discharged	4	4	0	0
Died	0	0	0	0

Report # MOVE-5

Male Prison Population Movements  
Annual Report:  
CALIF. MEDICAL FACILITY- VACAVILLE  
JANUARY 1, 1989 - DECEMBER 31, 1989

Movement	Commitment Type							
	Total	Felon	Safe-keeper	Civil Narc. Addict	Federal Cases	From Other States	Youth Author.	County Diagnostic
Population: JAN 1, 1989	2,835	2,827	0	0	0	3	2	3
Total Received	8,201	8,080	8	100	1	5	3	24
Transfers in	7,871	7,740	0	100	1	3	3	24
New Admissions	8	0	8	0	0	0	0	0
Parole Returns	6	6	0	0	0	0	0	0
PRTC and OPRTFT	5	5	0	0	0	0	0	0
PWNT and OPRWNT	0	0	0	0	0	0	0	0
Pending Revocation	1	1	0	0	0	0	0	0
Psychiatric Returns	0	0	0	0	0	0	0	0
CYA Parole Returns	0	0	0	0	0	0	0	0
Other Admissions/Returns	316	314	0	0	0	2	0	0
Fed/State/CYA	0	0	0	0	0	0	0	0
Escape	2	2	0	0	0	0	0	0
Court	172	172	0	0	0	0	0	0
Jail	1	1	0	0	0	0	0	0
Hospital/Medical	137	135	0	0	0	2	0	0
Temp. Community Leave	1	1	0	0	0	0	0	0
Other	3	3	0	0	0	0	0	0
Total Released	8,128	7,984	8	99	1	6	4	24
Transfers out	5,300	5,189	0	96	1	2	4	8
Paroled	2,210	2,210	0	0	0	0	0	0
First Parole	1,141	1,141	0	0	0	0	0	0
Re-Parole	1,069	1,069	0	0	0	0	0	0
Released to CYA Parole	0	0	0	0	0	0	0	0
Discharged	78	54	6	0	0	2	0	16
Died	38	36	0	0	0	0	0	0
Other Releases	502	495	2	3	0	2	0	0
Fed/State/CYA	1	1	0	0	0	0	0	0
Escape	1	1	0	0	0	0	0	0
Court	251	246	2	3	0	0	0	0
Jail	58	58	0	0	0	0	0	0
Hospital/Medical	151	149	0	0	0	2	0	0
Temp. Community Leave	1	1	0	0	0	0	0	0
Other	39	39	0	0	0	0	0	0
Net Received-Released	75	76	0	1	0	-1	-1	0
Uncategorized Moves	-17	-16	0	-1	0	0	0	0
Population: DEC 31, 1989	2,893	2,887	0	0	0	2	1	3
Departures from Temp. Release	150	143	6	1	0	0	0	0
Paroled	129	129	0	0	0	0	0	0
First Parole	75	75	0	0	0	0	0	0
Re-Parole	54	54	0	0	0	0	0	0
Discharged	16	9	6	1	0	0	0	0
Died	5	5	0	0	0	0	0	0

Report # MOVE-5

Male Prison Population Movements  
Annual Report:  
CALIF. MEDICAL FACILITY (SOUTH) - VACAVILLE  
JANUARY 1, 1989 - DECEMBER 31, 1989

Movement	Total	Felon	Commitment Type			County Diag- nostic
			Civil Narc. Addict	From Other States	Youth Author.	
Population: JAN 1, 1989	3,967	3,963	2	2	0	0
Total Received	7,310	7,301	3	3	2	1
Transfers in	6,889	6,882	1	3	2	1
New Admissions	0	0	0	0	0	0
Parole Returns	3	3	0	0	0	0
PRTC and OPRTFT	0	0	0	0	0	0
PWNT and OPRWNT	3	3	0	0	0	0
Pending Revocation	0	0	0	0	0	0
Psychiatric Returns	0	0	0	0	0	0
CYA Parole Returns	0	0	0	0	0	0
Other Admissions>Returns	418	416	2	0	0	0
Fed/State/CYA	6	6	0	0	0	0
Escape	7	7	0	0	0	0
Court	365	363	2	0	0	0
Jail	3	3	0	0	0	0
Hospital/Medical	37	37	0	0	0	0
Temp. Community Leave	0	0	0	0	0	0
Other	0	0	0	0	0	0
Total Released	7,351	7,344	3	1	2	1
Transfers out	3,941	3,937	1	0	2	1
Paroled	2,712	2,711	0	1	0	0
First Parole	1,867	1,866	0	1	0	0
Re-Parole	1,045	1,045	0	0	0	0
Released to CYA Parole	2	2	0	0	0	0
Discharged	39	38	1	0	0	0
Died	4	4	0	0	0	0
Other Releases	653	652	1	0	0	0
Fed/State/CYA	2	2	0	0	0	0
Escape	0	0	0	0	0	0
Court	466	465	1	0	0	0
Jail	80	80	0	0	0	0
Hospital/Medical	39	39	0	0	0	0
Temp. Community Leave	0	0	0	0	0	0
Other	66	66	0	0	0	0
Net Received-Released	-41	-43	0	2	0	0
Uncategorized Moves	-8	-7	-1	0	0	0
Population: DEC 31, 1989	3,918	3,913	1	4	0	0
Departures from Temp. Release	180	180	0	0	0	0
Paroled	172	172	0	0	0	0
First Parole	108	108	0	0	0	0
Re-Parole	64	64	0	0	0	0
Discharged	8	8	0	0	0	0
Died	0	0	0	0	0	0

Report # MOVE-5

Male Prison Population Movements  
Annual Report:  
CALIFORNIA STATE PRISON CORCORAN - CORCORAN  
JANUARY 1, 1989 - DECEMBER 31, 1989

Movement	Total	Felon	Commitment Type		
			Safe- keeper	Civil Narc. Addict	From Other States
Population: JAN 1, 1989	2,975	2,974	0	0	1
Total Received	7,272	7,263	5	2	2
Transfers in	6,990	6,986	0	2	2
New Admissions	1	0	1	0	0
Parole Returns	0	0	0	0	0
PRTC and OPRTFT	0	0	0	0	0
PWNT and OPRWNT	0	0	0	0	0
Pending Revocation	0	0	0	0	0
Psychiatric Returns	0	0	0	0	0
CYA Parole Returns	0	0	0	0	0
Other Admissions>Returns	281	277	4	0	0
Fed/State/CYA	0	0	0	0	0
Escape	1	1	0	0	0
Court	213	209	4	0	0
Jail	1	1	0	0	0
Hospital/Medical	63	63	0	0	0
Temp. Community Leave	3	3	0	0	0
Other	0	0	0	0	0
Total Released	5,248	5,240	5	2	1
Transfers out	1,978	1,977	0	1	1
Paroled	2,782	2,782	0	0	0
First Parole	1,391	1,391	0	0	0
Re-Parole	1,391	1,391	0	0	0
Released to CYA Parole	0	0	0	0	0
Discharged	54	53	0	1	0
Died	3	3	0	0	0
Other Releases	430	425	5	0	0
Fed/State/CYA	1	1	0	0	0
Escape	1	1	0	0	0
Court	278	271	5	0	0
Jail	54	54	0	0	0
Hospital/Medical	65	65	0	0	0
Temp. Community Leave	5	5	0	0	0
Other	28	28	0	0	0
Net Received-Released	2,024	2,023	0	0	1
Uncategorized Moves	-18	-18	1	0	0
Population: DEC 31, 1989	4,981	4,978	1	0	2
Departures from Temp. Release	108	108	0	0	0
Paroled	101	101	0	0	0
First Parole	51	51	0	0	0
Re-Parole	50	50	0	0	0
Discharged	6	6	0	0	0
Died	1	1	0	0	0

Report # MOVE-5

Estimates & Statistical Analysis Section  
Offender Information Services Branch  
Department of Corrections

Youth & Adult Correctional Agency  
State of California  
APRIL 17, 1990

Male Prison Population Movements  
Annual Report:  
CALIF. REHABILITATION CENTER - NORCO  
JANUARY 1, 1989 - DECEMBER 31, 1989

Movement	Total	Felon	Commitment Type
			Civil Narc. Addict
Population: JAN 1, 1989	3,808	2,310	1,498
Total Received	7,776	3,934	3,842
Transfers in	4,323	3,502	821
New Admissions	1,158	17	1,141
Parole Returns	1,442	145	1,297
PRTC and OPRTFT	1,413	142	1,271
PWNT and OPRWNT	29	3	26
Pending Revocation	0	0	0
Psychiatric Returns	0	0	0
CYA Parole Returns	1	1	0
Other Admissions>Returns	852	269	583
Fed/State/CYA	0	0	0
Escape	1	1	0
Court	281	132	149
Jail	1	1	0
Hospital/Medical	116	64	52
Temp. Community Leave	0	0	0
Other	453	71	382
Total Released	7,980	4,742	3,238
Transfers out	2,065	1,696	369
Paroled	4,661	2,438	2,223
First Parole	3,407	1,184	2,223
Re-Parole	1,254	1,254	0
Released to CYA Parole	2	2	0
Discharged	181	147	34
Died	0	0	0
Other Releases	1,071	459	612
Fed/State/CYA	2	1	1
Escape	1	1	0
Court	383	172	181
Jail	32	32	0
Hospital/Medical	119	68	53
Temp. Community Leave	0	0	0
Other	554	187	367
Net Received-Released	-204	-808	604
Uncategorized Moves	-112	26	-138
Population: DEC 31, 1989	3,492	1,528	1,964
Departures from Temp. Release	210	186	24
Paroled	182	179	3
First Parole	163	160	3
Re-Parole	19	19	0
Discharged	28	5	21
Died	2	2	0

Report # MOVE-5

Male Prison Population Movements  
Annual Report:  
CORRECTIONAL TRAINING FACILITY (CENTRAL) - SOLEDAD  
JANUARY 1, 1989 - DECEMBER 31, 1989

Movement	Total	Felon	Commitment Type			
			Safe- keeper	Civil Narc. Addict	From Other States	Youth Author.
Population: JAN 1, 1989	2,590	2,583	0	2	3	2
Total Received	10,719	10,670	1	44	1	3
Transfers in	10,414	10,388	0	44	1	1
New Admissions	2	0	1	0	0	1
Parole Returns	1	1	0	0	0	0
PRTC and OPRTFT	0	0	0	0	0	0
PWNT and OPRWNT	1	1	0	0	0	0
Pending Revocation	0	0	0	0	0	0
Psychiatric Returns	0	0	0	0	0	0
CYA Parole Returns	0	0	0	0	0	0
Other Admissions>Returns	302	301	0	0	0	1
Fed/State/CYA	0	0	0	0	0	0
Escape	0	0	0	0	0	0
Court	234	234	0	0	0	0
Jail	1	1	0	0	0	0
Hospital/Medical	66	66	0	0	0	0
Temp. Community Leave	0	0	0	0	0	0
Other	1	0	0	0	0	1
Total Released	10,773	10,724	1	44	0	4
Transfers out	9,341	9,295	0	44	0	2
Paroled	1,149	1,149	0	0	0	0
First Parole	761	761	0	0	0	0
Re-Parole	388	388	0	0	0	0
Released to CYA Parole	0	0	0	0	0	0
Discharged	21	20	1	0	0	0
Died	0	0	0	0	0	0
Other Releases	262	260	0	0	0	2
Fed/State/CYA	1	1	0	0	0	0
Escape	0	0	0	0	0	0
Court	154	153	0	0	0	1
Jail	18	17	0	0	0	1
Hospital/Medical	70	70	0	0	0	0
Temp. Community Leave	1	1	0	0	0	0
Other	18	18	0	0	0	0
Net Received-Released	-54	-54	0	0	1	-1
Uncategorized Moves	29	30	0	-2	0	1
Population: DEC 31, 1989	2,565	2,559	0	0	4	2
Departures from Temp. Release	62	62	0	0	0	0
Paroled	59	59	0	0	0	0
First Parole	43	43	0	0	0	0
Re-Parole	16	16	0	0	0	0
Discharged	3	3	0	0	0	0
Died	0	0	0	0	0	0

Report # MOVE-5

Male Prison Population Movements  
Annual Report:  
CORRECTIONAL TRAINING FACILITY (NORTH) - SOLEDAD  
JANUARY 1, 1989 - DECEMBER 31, 1989

Movement	Total	Felon	Commitment Type		
			Civil Narc. Addict	From Other States	Youth Author.
Population: JAN 1, 1989	2,257	2,255	1	1	0
Total Received	6,272	6,271	0	0	1
Transfers in	6,270	6,269	0	0	1
New Admissions	0	0	0	0	0
Parole Returns	0	0	0	0	0
PRTC and OPRFTT	0	0	0	0	0
PWNT and OPRWNT	0	0	0	0	0
Pending Revocation	0	0	0	0	0
Psychiatric Returns	0	0	0	0	0
CYA Parole Returns	0	0	0	0	0
Other Admissions>Returns	2	2	0	0	0
Fed/State/CYA	0	0	0	0	0
Escape	0	0	0	0	0
Court	2	2	0	0	0
Jail	0	0	0	0	0
Hospital/Medical	0	0	0	0	0
Temp. Community Leave	0	0	0	0	0
Other	0	0	0	0	0
Total Released	5,990	5,987	1	1	1
Transfers out	4,431	4,429	1	1	0
Paroled	1,360	1,360	0	0	0
First Parole	738	738	0	0	0
Re-Parole	622	622	0	0	0
Released to CYA Parole	3	3	0	0	0
Discharged	21	20	0	0	1
Died	0	0	0	0	0
Other Releases	175	175	0	0	0
Fed/State/CYA	0	0	0	0	0
Escape	0	0	0	0	0
Court	129	129	0	0	0
Jail	29	29	0	0	0
Hospital/Medical	1	1	0	0	0
Temp. Community Leave	0	0	0	0	0
Other	16	16	0	0	0
Net Received-Released	282	284	-1	-1	0
Uncategorized Moves	-11	-11	0	0	0
Population: DEC 31, 1989	2,528	2,528	0	0	0
Departures from Temp. Release	68	68	0	0	0
Paroled	63	63	0	0	0
First Parole	38	38	0	0	0
Re-Parole	25	25	0	0	0
Discharged	5	5	0	0	0
Died	0	0	0	0	0

Report # MOVE-5



Male Prison Population Movements  
Annual Report:  
CORRECTIONAL TRAINING FACILITY (SOUTH) - SOLEDAD  
JANUARY 1, 1989 - DECEMBER 31, 1989

Movement	Total	Felon	Commitment Type
			Civil Narc. Addict
Population: JAN 1, 1989	782	781	1
Total Received	2,129	2,128	1
Transfers in	2,129	2,128	1
New Admissions	0	0	0
Parole Returns	0	0	0
PRTC and OPRTFT	0	0	0
PWNT and OPRWNT	0	0	0
Pending Revocation	0	0	0
Psychiatric Returns	0	0	0
CYA Parole Returns	0	0	0
Other Admissions>Returns	0	0	0
Fed/State/CYA	0	0	0
Escape	0	0	0
Court	0	0	0
Jail	0	0	0
Hospital/Medical	0	0	0
Temp. Community Leave	0	0	0
Other	0	0	0
Total Released	2,119	2,118	1
Transfers out	828	827	1
Paroled	1,167	1,167	0
First Parole	860	860	0
Re-Parole	507	507	0
Released to CYA Parole	1	1	0
Discharged	17	17	0
Died	0	0	0
Other Releases	108	106	0
Fed/State/CYA	0	0	0
Escape	0	0	0
Court	81	81	0
Jail	22	22	0
Hospital/Medical	0	0	0
Temp. Community Leave	0	0	0
Other	23	23	0
Net Received-Released	10	10	0
Uncategorized Moves	1	2	-1
Population: DEC 31, 1989	793	793	0
Departures from Temp. Release	85	85	0
Paroled	62	62	0
First Parole	43	43	0
Re-Parole	19	19	0
Discharged	3	3	0
Died	0	0	0

Report # MOVE-5

Estimates & Statistical Analysis Section  
Offender Information Services Branch  
Department of Corrections

Youth & Adult Correctional Agency  
State of California  
- APRIL 17, 1990

Male Prison Population Movements  
Annual Report:  
CHUCKAWALLA VALLEY STATE PRISON - BLYTHE  
JANUARY 1, 1989 - DECEMBER 31, 1989

Movement	Commitment Type		
	Total	Felon	Civil Narc. Addict
Population: JAN 1, 1989	334	333	1
Total Received	2,694	2,689	5
Transfers in	2,660	2,655	5
New Admissions	0	0	0
Parole Returns	0	0	0
PRTC and OPRTFT	0	0	0
PWNT and OPRWNT	0	0	0
Pending Revocation	0	0	0
Psychiatric Returns	0	0	0
CYA Parole Returns	0	0	0
Other Admissions>Returns	34	34	0
Fed/State/CYA	0	0	0
Escape	0	0	0
Court	14	14	0
Jail	1	1	0
Hospital/Medical	19	19	0
Temp. Community Leave	0	0	0
Other	0	0	0
Total Released	1,734	1,731	3
Transfers out	558	556	2
Paroled	1,035	1,035	0
First Parole	490	490	0
Re-Parole	545	545	0
Released to CYA Parole	3	3	0
Discharged	24	23	1
Died	0	0	0
Other Releases	114	114	0
Fed/State/CYA	0	0	0
Escape	0	0	0
Court	64	64	0
Jail	22	22	0
Hospital/Medical	19	19	0
Temp. Community Leave	0	0	0
Other	8	9	0
Net Received-Released	960	958	2
Uncategorized Moves	-2	1	-3
Population: DEC 31, 1989	1,292	1,292	0
Departures from Temp. Release	39	39	0
Paroled	38	38	0
First Parole	19	19	0
Re-Parole	19	19	0
Discharged	1	1	0
Died	0	0	0

Report # MOVE-5

Estimates & Statistical Analysis Section  
Offender Information Services Branch  
Department of Corrections

Youth & Adult Correctional Agency  
State of California  
APRIL 17, 1990

Male Prison Population Movements  
Annual Report:  
DEUEL VOCATIONAL INSTITUTION - TRACY  
JANUARY 1, 1989 - DECEMBER 31, 1989

Movement	Total	Felon	Commitment Type			
			Safe- keeper	Civil Narc. Addict	From Other States	Youth Author.
Population: JAN 1, 1989	1,832	1,823	3	0	2	4
Total Received	4,214	4,189	18	3	0	4
Transfers in	4,021	4,016	0	3	0	2
New Admissions	7	0	5	0	0	2
Parole Returns	1	1	0	0	0	0
PRTC and OPRTFT	1	1	0	0	0	0
PWNT and OPRWNT	0	0	0	0	0	0
Pending Revocation	0	0	0	0	0	0
Psychiatric Returns	0	0	0	0	0	0
CYA Parole Returns	0	0	0	0	0	0
Other Admissions>Returns	185	172	13	0	0	0
Fed/State/CYA	0	0	0	0	0	0
Escape	3	3	0	0	0	0
Court	124	111	13	0	0	0
Jail	3	3	0	0	0	0
Hospital/Medical	55	55	0	0	0	0
Temp. Community Leave	0	0	0	0	0	0
Other	0	0	0	0	0	0
Total Released	3,704	3,880	18	2	0	3
Transfers out	1,783	1,780	1	1	0	1
Paroled	1,619	1,619	0	0	0	0
First Parole	740	740	0	0	0	0
Re-Parole	879	879	0	0	0	0
Released to CYA Parole	1	1	0	0	0	0
Discharged	32	26	3	1	0	2
Died	1	1	0	0	0	0
Other Releases	288	253	15	0	0	0
Fed/State/CYA	1	1	0	0	0	0
Escape	1	1	0	0	0	0
Court	158	141	15	0	0	0
Jail	46	46	0	0	0	0
Hospital/Medical	54	54	0	0	0	0
Temp. Community Leave	0	0	0	0	0	0
Other	10	10	0	0	0	0
Net Received-Released	510	509	-1	1	0	1
Uncategorized Moves	-36	-36	0	0	0	0
Population: DEC 31, 1989	2,306	2,296	2	1	2	5
Departures from Temp. Release	89	89	0	0	0	0
Paroled	86	86	0	0	0	0
First Parole	31	31	0	0	0	0
Re-Parole	35	35	0	0	0	0
Discharged	3	3	0	0	0	0
Died	0	0	0	0	0	0

Report # MOVE-5

Male Prison Population Movements  
Annual Report:  
CALIFORNIA STATE PRISON, NEW FOLSOM - REPRESA  
JANUARY 1, 1989 - DECEMBER 31, 1989

Movement	Commitment Type					
	Total	Felon	Safe-keeper	Civil Narc. Addict	Federal Cases	From Other States
Population: JAN 1, 1989	2,554	2,547	2	0	1	4
Total Received	12,976	12,931	13	15	2	15
Transfers in	12,283	12,252	1	14	2	14
New Admissions	9	0	8	0	0	1
Parole Returns	51	51	0	0	0	0
PRTC and OPRTFT	1	1	0	0	0	0
PWNT and OPRWNT	0	0	0	0	0	0
Pending Revocation	50	50	0	0	0	0
Psychiatric Returns	0	0	0	0	0	0
CYA Parole Returns	0	0	0	0	0	0
Other Admissions>Returns	633	628	4	1	0	0
Fed/State/CYA	4	4	0	0	0	0
Escape	4	4	0	0	0	0
Court	352	347	4	1	0	0
Jail	1	1	0	0	0	0
Hospital/Medical	272	272	0	0	0	0
Temp. Community Leave	0	0	0	0	0	0
Other	0	0	0	0	0	0
Total Released	12,826	12,785	9	15	1	16
Transfers out	11,850	11,827	0	11	1	11
Paroled	552	551	0	1	0	0
First Parole	393	392	0	1	0	0
Re-Parole	159	159	0	0	0	0
Released to CYA Parole	0	0	0	0	0	0
Discharged	12	9	1	0	0	2
Died	9	8	0	0	0	1
Other Releases	403	390	8	3	0	2
Fed/State/CYA	6	5	0	0	0	1
Escape	0	0	0	0	0	0
Court	207	195	8	3	0	1
Jail	10	10	0	0	0	0
Hospital/Medical	174	174	0	0	0	0
Temp. Community Leave	0	0	0	0	0	0
Other	6	6	0	0	0	0
Net Received-Released	150	146	4	0	1	-1
Uncategorized Moves	23	30	-8	0	0	-1
Population: DEC 31, 1989	2,727	2,723	0	0	2	2
Departures from Temp. Release	25	23	2	0	0	0
Paroled	23	23	0	0	0	0
First Parole	17	17	0	0	0	0
Re-Parole	6	6	0	0	0	0
Discharged	2	0	2	0	0	0
Died	0	0	0	0	0	0

Report # MOVE-5

Male Prison Population Movements  
Annual Report:  
CALIFORNIA STATE PRISON, OLD FOLSOM - REPRESA  
JANUARY 1, 1989 - DECEMBER 31, 1989

Movement	Total	Felon	Commitment Type		
			Civil Narc. Addict	Federal Cases	From Other States
Population: JAN 1, 1989	3,940	3,930	0	1	9
Total Received	4,769	4,763	1	1	4
Transfers in	4,708	4,701	1	1	3
New Admissions	0	0	0	0	0
Parole Returns	0	0	0	0	0
PRTC and OPRTFT	0	0	0	0	0
PWNT and OPRWNT	0	0	0	0	0
Pending Revocation	0	0	0	0	0
Psychiatric Returns	0	0	0	0	0
CYA Parole Returns	0	0	0	0	0
Other Admissions/Returns	63	62	0	0	1
Fed/State/CYA	0	0	0	0	0
Escape	0	0	0	0	0
Court	3	3	0	0	0
Jail	0	0	0	0	0
Hospital/Medical	59	58	0	0	1
Temp. Community Leave	1	1	0	0	0
Other	0	0	0	0	0
Total Released	4,488	4,480	1	1	8
Transfers out	2,374	2,370	1	1	2
Paroled	1,648	1,648	0	0	0
First Parole	889	889	0	0	0
Re-Parole	759	759	0	0	0
Released to CYA Parole	0	0	0	0	0
Discharged	16	13	0	0	3
Died	7	7	0	0	0
Other Releases	443	442	0	0	1
Fed/State/CYA	1	1	0	0	0
Escape	3	3	0	0	0
Court	255	255	0	0	0
Jail	24	24	0	0	0
Hospital/Medical	158	157	0	0	1
Temp. Community Leave	1	1	0	0	0
Other	1	1	0	0	0
Net Received-Released	281	283	0	0	-2
Uncategorized Moves	-15	-15	0	0	0
Population: DEC 31, 1989	4,206	4,198	0	1	7
Departures from Temp. Release	50	50	0	0	0
Paroled	48	48	0	0	0
First Parole	26	26	0	0	0
Re-Parole	22	22	0	0	0
Discharged	2	2	0	0	0
Died	0	0	0	0	0

Report # MOVE-5

Estimates & Statistical Analysis Section  
Offender Information Services Branch  
Department of Corrections

Youth & Adult Correctional Agency  
State of California  
APRIL 17, 1989

Male Prison Population Movements  
Annual Report:  
MULE CREEK STATE PRISON - IONE  
JANUARY 1, 1989 - DECEMBER 31, 1989

Movement	Total	Felon	Commitment Type	
			Civil Narc. Addict	Federal Cases
Population: JAN 1, 1989	2,411	2,409	1	1
Total Received	4,778	4,772	5	1
Transfers in	4,608	4,602	5	1
New Admissions	0	0	0	0
Parole Returns	0	0	0	0
PRTC and OPRTFT	0	0	0	0
PWNT and OPRWNT	0	0	0	0
Pending Revocation	0	0	0	0
Psychiatric Returns	0	0	0	0
CYA Parole Returns	0	0	0	0
Other Admissions/Returns	170	170	0	0
Fed/State/CYA	0	0	0	0
Escape	1	1	0	0
Court	133	133	0	0
Jail	1	1	0	0
Hospital/Medical	32	32	0	0
Temp. Community Leave	3	3	0	0
Other	0	0	0	0
Total Released	3,734	3,727	5	2
Transfers out	1,738	1,733	3	2
Paroled	1,672	1,672	0	0
First Parole	876	876	0	0
Re-Parole	796	796	0	0
Released to CYA Parole	3	3	0	0
Discharged	22	20	2	0
Died	6	6	0	0
Other Releases	293	293	0	0
Fed/State/CYA	1	1	0	0
Escape	2	2	0	0
Court	210	210	0	0
Jail	35	35	0	0
Hospital/Medical	38	38	0	0
Temp. Community Leave	3	3	0	0
Other	4	4	0	0
Net Received-Released	1,044	1,045	0	-1
Uncategorized Moves	-10	-10	0	0
Population: DEC 31, 1989	3,445	3,444	1	0
Departures from Temp. Release	58	58	0	0
Paroled	55	55	0	0
First Parole	29	29	0	0
Re-Parole	26	26	0	0
Discharged	3	3	0	0
Died	0	0	0	0

Report # MOVE-5

Male Prison Population Movements  
Annual Report:  
PELICAN BAY STATE PRISON - CRESCENT CITY  
JANUARY 1, 1989 - DECEMBER 31, 1989

Commitment Type		
Movement	Total	Felon
Population: JAN 1, 1989	0	0
Total Received	647	647
Transfers in	647	647
New Admissions	0	0
Parole Returns	0	0
PRTC and OPRTFT	0	0
PWNT and OPRWNT	0	0
Pending Revocation	0	0
Psychiatric Returns	0	0
CYA Parole Returns	0	0
Other Admissions>Returns	0	0
Fed/State/CYA	0	0
Escape	0	0
Court	0	0
Jail	0	0
Hospital/Medical	0	0
Temp. Community Leave	0	0
Other	0	0
Total Released	2	2
Transfers out	2	2
Paroled	0	0
First Parole	0	0
Re-Parole	0	0
Released to CYA Parole	0	0
Discharged	0	0
Died	0	0
Other Releases	0	0
Fed/State/CYA	0	0
Escape	0	0
Court	0	0
Jail	0	0
Hospital/Medical	0	0
Temp. Community Leave	0	0
Other	0	0
Net Received-Released	645	645
Uncategorized Moves	0	0
Population: DEC 31, 1989	645	645
Departures from Temp. Release	0	0
Paroled	0	0
First Parole	0	0
Re-Parole	0	0
Discharged	0	0
Died	0	0

Report # MOVE-5

Estimates & Statistical Analysis Section  
Offender Information Services Branch  
Department of Corrections

Youth & Adult Correctional Agency  
State of California  
APRIL 17, 1990

Male Prison Population Movements  
Annual Report:  
R.J. DONOVAN CORRECTIONAL FAC. - SAN YSIDRO  
JANUARY 1, 1989 - DECEMBER 31, 1989

Movement	Commitment Type			
	Total	Felon	Civil Narc. Addict	From Other States
Population: JAN 1, 1989	2,997	2,996	0	1
Total Received	6,281	6,275	5	1
Transfers in	6,093	6,088	4	1
New Admissions	0	0	0	0
Parole Returns	3	2	1	0
PRTC and OPRTFT	1	0	1	0
PWNT and OPRWNT	0	0	0	0
Pending Revocation	2	2	0	0
Psychiatric Returns	0	0	0	0
CYA Parole Returns	1	1	0	0
Other Admissions>Returns	184	184	0	0
Fed/State/CYA	0	0	0	0
Escape	0	0	0	0
Court	118	118	0	0
Jail	0	0	0	0
Hospital/Medical	66	66	0	0
Temp. Community Leave	0	0	0	0
Other	0	0	0	0
Total Released	6,118	6,113	5	0
Transfers out	1,973	1,971	2	0
Paroled	3,161	3,161	0	0
First Parole	1,903	1,903	0	0
Re-Parole	1,258	1,258	0	0
Released to CYA Parole	1	1	0	0
Discharged	43	40	3	0
Died	0	0	0	0
Other Releases	940	940	0	0
Fed/State/CYA	0	0	0	0
Escape	0	0	0	0
Court	226	226	0	0
Jail	44	44	0	0
Hospital/Medical	71	71	0	0
Temp. Community Leave	0	0	0	0
Other	599	599	0	0
Net Received-Released	163	162	0	1
Uncategorized Moves	-9	-9	0	0
Population: DEC 31, 1989	3,151	3,149	0	2
Departures from Temp. Release	664	664	0	0
Paroled	660	660	0	0
First Parole	561	561	0	0
Re-Parole	99	99	0	0
Discharged	3	3	0	0
Died	1	1	0	0

Report # MOVE-5



Male Prison Population Movements  
Annual Report:  
SIERRA CONSERVATION CENTER - JAMESTOWN  
JANUARY 1, 1989 - DECEMBER 31, 1989

Movement	Total	Felon	Commitment Type		
			Safe-keeper	Civil Narc. Addict	From Other States
Population: JAN 1, 1989	5,325	5,319	2	2	2
Total Received	8,821	8,812	1	8	0
Transfers in	8,518	8,510	0	8	0
New Admissions	1	0	1	0	0
Parole Returns	0	0	0	0	0
PRTC and OPRTFT	0	0	0	0	0
PWNT and OPRWNT	0	0	0	0	0
Pending Revocation	0	0	0	0	0
Psychiatric Returns	0	0	0	0	0
CYA Parole Returns	0	0	0	0	0
Other Admissions>Returns	302	302	0	0	0
Fed/State/CYA	1	1	0	0	0
Escape	10	10	0	0	0
Court	214	214	0	0	0
Jail	20	20	0	0	0
Hospital/Medical	56	56	0	0	0
Temp. Community Leave	0	0	0	0	0
Other	1	1	0	0	0
Total Released	8,789	8,778	2	8	1
Transfers out	4,283	4,286	0	7	0
Paroled	3,740	3,740	0	0	0
First Parole	2,860	2,860	0	0	0
Re-Parole	880	880	0	0	0
Released to CYA Parole	0	0	0	0	0
Discharged	44	40	2	1	1
Died	2	2	0	0	0
Other Releases	710	710	0	0	0
Fed/State/CYA	1	1	0	0	0
Escape	27	27	0	0	0
Court	351	351	0	0	0
Jail	135	135	0	0	0
Hospital/Medical	69	69	0	0	0
Temp. Community Leave	0	0	0	0	0
Other	127	127	0	0	0
Net Received-Released	32	34	-1	0	-1
Uncategorized Moves	1	2	0	-1	0
Population: DEC 31, 1989	5,358	5,355	1	1	1
Departures from Temp. Release	288	288	0	0	0
Paroled	271	271	0	0	0
First Parole	222	222	0	0	0
Re-Parole	49	49	0	0	0
Discharged	15	15	0	0	0
Died	2	2	0	0	0

Report # MOVE-5

Male Prison Population Movements  
Annual Report:  
CALIF. STATE PRISON SAN QUENTIN - SAN QUENTIN  
JANUARY 1, 1989 - DECEMBER 31, 1989

Movement	Total	Felon	Commitment Type		
			Safe-keeper	Civil Narc. Addict	From Other States
Population: JAN 1, 1989	2,357	2,349	2	0	6
Total Received	6,750	6,724	7	18	1
Transfers in	6,390	6,376	0	14	0
New Admissions	28	24	4	0	0
Parole Returns	5	5	0	0	0
PRTC and OPRTFT	3	3	0	0	0
PWNT and OPRWNT	1	1	0	0	0
Pending Revocation	1	1	0	0	0
Psychiatric Returns	0	0	0	0	0
CYA Parole Returns	0	0	0	0	0
Other Admissions>Returns	327	319	3	4	1
Fed/State/CYA	1	1	0	0	0
Escape	1	1	0	0	0
Court	287	279	3	4	1
Jail	0	0	0	0	0
Hospital/Medical	37	37	0	0	0
Temp. Community Leave	1	1	0	0	0
Other	0	0	0	0	0
Total Released	5,944	5,916	8	13	7
Transfers out	1,343	1,335	0	2	6
Paroled	3,883	3,882	0	1	0
First Parole	1,204	1,203	0	1	0
Re-Parole	2,679	2,679	0	0	0
Released to CYA Parole	6	6	0	0	0
Discharged	107	102	3	2	0
Died	7	7	0	0	0
Other Releases	598	584	5	8	1
Fed/State/CYA	1	1	0	0	0
Escape	1	1	0	0	0
Court	423	409	5	8	1
Jail	14	14	0	0	0
Hospital/Medical	44	44	0	0	0
Temp. Community Leave	2	2	0	0	0
Other	113	113	0	0	0
Net Received-Released	806	808	-1	5	-6
Uncategorized Moves	-10	-10	1	-1	0
Population: DEC 31, 1989	3,153	3,147	2	4	0
Departures from Temp. Release	195	194	0	1	0
Paroled	191	191	0	0	0
First Parole	127	127	0	0	0
Re-Parole	64	64	0	0	0
Discharged	4	3	0	1	0
Died	0	0	0	0	0

Report # MOVE-5

Male Prison Population Movements  
Annual Report:  
COMMUNITY BASED FACILITY - RENT 1  
JANUARY 1, 1989 - DECEMBER 31, 1989

Movement	Commitment Type	
	Total	Felon
Population: JAN 1, 1989	570	570
Total Received	4,156	4,156
Transfers in	3,566	3,566
New Admissions	0	0
Parole Returns	529	529
PRTC and OPRTFT	529	529
PWNT and OPRWNT	0	0
Pending Revocation	0	0
Psychiatric Returns	0	0
CYA Parole Returns	5	5
Other Admissions/Returns	56	56
Fed/State/CYA	33	33
Escape	15	15
Court	3	3
Jail	2	2
Hospital/Medical	0	0
Temp. Community Leave	0	0
Other	3	3
Total Released	3,519	3,519
Transfers out	358	358
Paroled	2,976	2,976
First Parole	870	870
Re-Parole	2,306	2,306
Released to CYA Parole	28	28
Discharged	45	45
Died	0	0
Other Releases	112	112
Fed/State/CYA	1	1
Escape	98	98
Court	4	4
Jail	7	7
Hospital/Medical	0	0
Temp. Community Leave	0	0
Other	2	2
Net Received-Released	637	637
Uncategorized Moves	-31	-31
Population: DEC 31, 1989	1,176	1,176
Departures from Temp. Release	51	51
Paroled	51	51
First Parole	44	44
Re-Parole	7	7
Discharged	0	0
Died	0	0

Report # MOVE-5

Male Prison Population Movements  
Annual Report:  
COMMUNITY BASED FACILITY - RENT II  
JANUARY 1, 1989 - DECEMBER 31, 1989

Commitment Type		
Movement	Total	Felon
Population: JAN 1, 1989	213	213
Total Received	1,493	1,493
Transfers in	1,359	1,359
New Admissions	0	0
Parole Returns	1	1
PRTC and OPRTFT	1	1
PWNT and OPRWNT	0	0
Pending Revocation	0	0
Psychiatric Returns	0	0
CYA Parole Returns	0	0
Other Admissions>Returns	133	133
Fed/State/CYA	9	9
Escape	93	93
Court	0	0
Jail	0	0
Hospital/Medical	1	1
Temp. Community Leave	0	0
Other	30	30
Total Released	1,449	1,449
Transfers out	262	262
Paroled	977	977
First Parole	639	639
Re-Parole	338	338
Released to CYA Parole	3	3
Discharged	1	1
Died	1	1
Other Releases	205	205
Fed/State/CYA	0	0
Escape	195	195
Court	0	0
Jail	9	9
Hospital/Medical	1	1
Temp. Community Leave	0	0
Other	0	0
Net Received-Released	44	44
Uncategorized Moves	20	20
Population: DEC 31, 1989	277	277
Departures from Temp. Release	35	35
Paroled	34	34
First Parole	31	31
Re-Parole	3	3
Discharged	0	0
Died	1	1

Report # MOVE-5

Estimates & Statistical Analysis Section  
Offender Information Services Branch  
Department of Corrections

Youth & Adult Correctional Agency  
State of California  
APRIL 17, 1999

Male Prison Population Movements  
Annual Report:  
COMMUNITY BASED FACILITY - RENT III  
JANUARY 1, 1989 - DECEMBER 31, 1989

Movement	Total	Felon	Commitment Type
			Civil Narc. Addict
Population: JAN 1, 1989	403	403	0
Total Received	2,627	2,626	1
Transfers in	2,291	2,290	1
New Admissions	0	0	0
Parole Returns	125	125	0
PRTC and OPRTFT	125	125	0
PWNT and OPRWNT	0	0	0
Pending Revocation	0	0	0
Psychiatric Returns	0	0	0
CYA Parole Returns	18	18	0
Other Admissions/Returns	193	193	0
Fed/State/CYA	28	28	0
Escape	141	141	0
Court	0	0	0
Jail	5	5	0
Hospital/Medical	9	9	0
Temp. Community Leave	0	0	0
Other	10	10	0
Total Released	2,499	2,498	1
Transfers out	496	496	0
Paroled	1,363	1,362	1
First Parole	1,342	1,341	1
Re-Parole	21	21	0
Released to CYA Parole	26	26	0
Discharged	1	1	0
Died	0	0	0
Other Releases	613	613	0
Fed/State/CYA	1	1	0
Escape	594	594	0
Court	0	0	0
Jail	7	7	0
Hospital/Medical	11	11	0
Temp. Community Leave	0	0	0
Other	0	0	0
Net Received-Released	128	128	0
Uncategorized Moves	16	16	0
Population: DEC 31, 1989	547	547	0
Departures from Temp. Release	105	105	0
Paroled	105	105	0
First Parole	105	105	0
Re-Parole	0	0	0
Discharged	0	0	0
Died	0	0	0

Report # MGVE-5

Male Prison Population Movements  
Annual Report:  
COMMUNITY BASED FACILITY - RENT IV  
JANUARY 1, 1989 - DECEMBER 31, 1989

Commitment Type		
Movement	Total	Felon
Population: JAN 1, 1989	607	607
Total Received	4,024	4,024
Transfers in	3,540	3,540
New Admissions	0	0
Parole Returns	336	336
PRTC and OPRTFT	336	336
PWNT and OPRWNT	0	0
Pending Revocation	0	0
Psychiatric Returns	0	0
CYA Parole Returns	4	4
Other Admissions/Returns	144	144
Fed/State/CYA	25	25
Escape	30	30
Court	0	0
Jail	0	0
Hospital/Medical	6	6
Temp. Community Leave	2	2
Other	81	81
Total Released	3,972	3,972
Transfers out	976	976
Paroled	2,753	2,753
First Parole	787	787
Re-Parole	1,966	1,966
Released to CYA Parole	24	24
Discharged	12	12
Died	3	3
Other Releases	204	204
Fed/State/CYA	1	1
Escape	189	189
Court	2	2
Jail	0	0
Hospital/Medical	0	0
Temp. Community Leave	2	2
Other	1	1
Net Received-Released	52	52
Uncategorized Moves	13	13
Population: DEC 31, 1989	672	672
Departures from Temp. Release	48	48
Paroled	48	48
First Parole	46	46
Re-Parole	2	2
Discharged	0	0
Died	0	0

Report # MOVE-5

Male Prison Population Movements  
Annual Report:  
CALIF. CORRECTIONAL INST. (RECEPTION) - TEHACHAPI  
JANUARY 1, 1989 - DECEMBER 31, 1989

Movement	Total	Felon	Commitment Type		
			Safe-keeper	Civil Narc. Addict	Federal Cases
Population: JAN 1, 1989	1,002	1,002	0	0	0
Total Received	11,826	11,813	2	9	2
Transfers in	3,495	3,485	1	8	1
New Admissions	5,396	5,393	1	1	1
Parole Returns	2,626	2,626	0	0	0
PRTC and OPRTFT	219	219	0	0	0
PWNT and OPRWNT	1,931	1,931	0	0	0
Pending Revocation	476	476	0	0	0
Psychiatric Returns	0	0	0	0	0
CYA Parole Returns	17	17	0	0	0
Other Admissions>Returns	292	292	0	0	0
Fed/State/CYA	0	0	0	0	0
Escape	45	45	0	0	0
Court	67	67	0	0	0
Jail	173	173	0	0	0
Hospital/Medical	2	2	0	0	0
Temp. Community Leave	1	1	0	0	0
Other	4	4	0	0	0
Total Released	11,819	11,808	1	8	2
Transfers out	11,260	11,253	1	4	2
Paroled	248	248	0	0	0
First Parole	117	117	0	0	0
Re-Parole	131	131	0	0	0
Released to CYA Parole	1	1	0	0	0
Discharged	14	10	0	4	0
Died	0	0	0	0	0
Other Releases	296	296	0	0	0
Fed/State/CYA	0	0	0	0	0
Escape	0	0	0	0	0
Court	72	72	0	0	0
Jail	216	216	0	0	0
Hospital/Medical	3	3	0	0	0
Temp. Community Leave	1	1	0	0	0
Other	4	4	0	0	0
Net Received-Released	7	5	1	1	0
Uncategorized Moves	26	26	0	0	0
Population: DEC 31, 1989	1,035	1,033	1	1	0
Departures from Temp. Release	34	34	0	0	0
Paroled	30	30	0	0	0
First Parole	5	5	0	0	0
Re-Parole	25	25	0	0	0
Discharged	4	4	0	0	0
Died	0	0	0	0	0

Report # MOVE-5

Male Prison Population Movements  
Annual Report:  
CALIF. REHABILITATION CENTER (RECEPTION) - NORCO  
JANUARY 1, 1989 - DECEMBER 31, 1989

Movement	Commitment Type		
	Total	Felon	Civil Narc. Addict
Population: JAN 1, 1989	0	0	0
Total Received	3,923	3,919	4
Transfers in	3,907	3,903	4
New Admissions	0	0	0
Parole Returns	0	0	0
PRTC and OPRTFT	0	0	0
PWNT and OPRWNT	0	0	0
Pending Revocation	0	0	0
Psychiatric Returns	0	0	0
CYA Parole Returns	0	0	0
Other Admissions>Returns	16	16	0
Fed/State/CYA	0	0	0
Escape	0	0	0
Court	12	12	0
Jail	0	0	0
Hospital/Medical	4	4	0
Temp. Community Leave	0	0	0
Other	0	0	0
Total Released	3,521	3,520	1
Transfers out	3,108	3,107	1
Paroled	373	373	0
First Parole	0	0	0
Re-Parole	373	373	0
Released to CYA Parole	3	3	0
Discharged	5	5	0
Died	0	0	0
Other Releases	32	32	0
Fed/State/CYA	0	0	0
Escape	0	0	0
Court	27	27	0
Jail	0	0	0
Hospital/Medical	5	5	0
Temp. Community Leave	0	0	0
Other	0	0	0
Net Received-Released	402	399	3
Uncategorized Moves	-7	-5	-2
Population: DEC 31, 1989	395	394	1
Departures from Temp. Release	5	5	0
Paroled	5	5	0
First Parole	0	0	0
Re-Parole	5	5	0
Discharged	0	0	0
Died	0	0	0

Report # MOVE-5



Male Prison Population Movements  
Annual Report:  
DEUEL VOCATIONAL INSTITUTION (RECEPTION) - TRACY  
JANUARY 1, 1989 - DECEMBER 31, 1989

Movement	Total	Felon	Commitment Type	
			Civil Narc. Addict	From Other States
Population: JAN 1, 1989	930	923	6	1
Total Received	13,521	13,224	298	1
Transfers in	1,151	1,113	38	0
New Admissions	4,808	4,625	182	1
Parole Returns	6,415	6,351	64	0
PRTC and OPRTFT	1,344	1,305	39	0
PWNT and OPRWNT	1,354	1,329	25	0
Pending Revocation	3,717	3,717	0	0
Psychiatric Returns	0	0	0	0
CYA Parole Returns	68	68	0	0
Other Admissions>Returns	1,079	1,067	12	0
Fed/State/CYA	16	16	0	0
Escape	22	22	0	0
Court	401	389	12	0
Jail	607	607	0	0
Hospital/Medical	26	26	0	0
Temp. Community Leave	0	0	0	0
Other	7	7	0	0
Total Released	13,343	13,118	223	2
Transfers out	11,522	11,302	218	2
Paroled	861	881	0	0
First Parole	38	38	0	0
Re-Parole	823	823	0	0
Released to CYA Parole	2	2	0	0
Discharged	51	50	1	0
Died	0	0	0	0
Other Releases	907	903	4	0
Fed/State/CYA	21	21	0	0
Escape	0	0	0	0
Court	178	174	4	0
Jail	678	678	0	0
Hospital/Medical	26	26	0	0
Temp. Community Leave	0	0	0	0
Other	4	4	0	0
Net Received-Released	178	106	73	-1
Uncategorized Moves	-12	45	-57	0
Population: DEC 31, 1989	1,098	1,074	22	0
Departures from Temp. Release	69	67	2	0
Paroled	85	64	1	0
First Parole	1	0	1	0
Re-Parole	64	64	0	0
Discharged	4	3	1	0
Died	0	0	0	0

Report # MOVE-5

Male Prison Population Movements  
Annual Report:  
CALIF. MEDICAL FACILITY (RECEPTION) - VACAVILLE)  
JANUARY 1, 1989 - DECEMBER 31, 1989

Movement	Total	Felon	Commitment Type			County Diag- nostic
			Civil Narc. Addict	From Other States	Youth Author.	
Population: JAN 1, 1989	652	523	8	0	1	120
Total Received	8,836	7,213	384	3	0	1,036
Transfers in	1,646	1,524	112	1	0	9
New Admissions	3,879	2,684	173	2	0	1,020
Parole Returns	2,573	2,501	72	0	0	0
PRTC and OPRTFT	297	227	70	0	0	0
PWNT and OPRWNT	1,013	1,011	2	0	0	0
Pending Revocation	1,263	1,263	0	0	0	0
Psychiatric Returns	0	0	0	0	0	0
CYA Parole Returns	31	31	0	0	0	0
Other Admissions>Returns	507	473	27	0	0	7
Fed/State/CYA	119	119	0	0	0	0
Escape	32	32	0	0	0	0
Court	307	273	27	0	0	7
Jail	42	42	0	0	0	0
Hospital/Medical	3	3	0	0	0	0
Temp. Community Leave	0	0	0	0	0	0
Other	4	4	0	0	0	0
Total Released	8,715	7,306	388	3	1	1,017
Transfers out	7,147	6,801	318	3	0	25
Paroled	260	259	1	0	0	0
First Parole	64	63	1	0	0	0
Re-Parole	196	196	0	0	0	0
Released to CYA Parole	0	0	0	0	0	0
Discharged	1,043	14	50	0	1	978
Died	2	1	0	0	0	1
Other Releases	263	231	19	0	0	13
Fed/State/CYA	15	15	0	0	0	0
Escape	0	0	0	0	0	0
Court	217	185	19	0	0	13
Jail	29	29	0	0	0	0
Hospital/Medical	2	2	0	0	0	0
Temp. Community Leave	0	0	0	0	0	0
Other	0	0	0	0	0	0
Net Received-Released	-79	-93	-4	0	-1	19
Uncategorized Moves	23	31	0	0	0	-8
Population: DEC 31, 1989	596	461	4	0	0	131
Departures from Temp. Release	32	25	3	0	0	4
Paroled	22	22	0	0	0	0
First Parole	3	3	0	0	0	0
Re-Parole	19	19	0	0	0	0
Discharged	10	3	3	0	0	4
Died	0	0	0	0	0	0

Report # MOVE-5

Estimates & Statistical Analysis Section  
Offender Information Services Branch  
Department of Corrections

Youth & Adult Correctional Agency  
State of California  
APRIL 17, 1990

Male Prison Population Movements  
Annual Report:  
CALIF. INST. FOR MEN (RECEPTION CENTRAL) - CHINO  
JANUARY 1, 1989 - DECEMBER 31, 1989

Movement	Total	Felon	Commitment Type		
			Civil Narc. Addict	From Other States	County Diag- nostic
Population: JAN 1, 1989	1,434	1,347	55	0	32
Total Received	48,437	46,829	380	1	1,227
Transfers in	12,668	12,220	353	1	94
New Admissions	13,121	11,987	5	0	1,129
Parole Returns	21,008	20,994	14	0	0
PRTC and OPRTFT	3,917	3,803	14	0	0
PWNT and OPRWNT	3,977	3,977	0	0	0
Pending Revocation	13,114	13,114	0	0	0
Psychiatric Returns	0	0	0	0	0
CYA Parole Returns	115	115	0	0	0
Other Admissions/Returns	1,525	1,513	8	0	4
Fed/State/CYA	165	165	0	0	0
Escape	225	225	0	0	0
Court	1,110	1,088	8	0	4
Jail	13	13	0	0	0
Hospital/Medical	3	3	0	0	0
Temp. Community Leave	1	1	0	0	0
Other	8	8	0	0	0
Total Released	48,656	47,097	340	1	1,218
Transfers out	46,685	45,436	316	1	932
Paroled	624	624	0	0	0
First Parole	166	166	0	0	0
Re-Parole	458	458	0	0	0
Released to CYA Parole	5	5	0	0	0
Discharged	309	19	8	0	282
Died	0	0	0	0	0
Other Releases	1,033	1,013	16	0	4
Fed/State/CYA	13	13	0	0	0
Escape	0	0	0	0	0
Court	1,015	995	16	0	4
Jail	3	3	0	0	0
Hospital/Medical	2	2	0	0	0
Temp. Community Leave	0	0	0	0	0
Other	0	0	0	0	0
Net Received-Released	-219	-268	40	0	8
Uncategorized Moves	218	288	-71	0	-1
Population: DEC 31, 1989	1,431	1,367	24	0	40
Departures from Temp. Release	108	104	3	0	1
Paroled	94	94	0	0	0
First Parole	38	38	0	0	0
Re-Parole	56	56	0	0	0
Discharged	13	9	3	0	1
Died	1	1	0	0	0

Report # MOVE-5

Male Prison Population Movements  
Annual Report:  
CALIF. INST. FOR MEN (RECEPTION WEST) - CHINO  
JANUARY 1, 1989 - DECEMBER 31, 1989

Movement	Total	Felon	Commitment Type	
			Civil Narc. Addict	County Diag- nostic
Population: JAN 1, 1989	1,496	1,404	3	89
Total Received	20,198	19,217	14	967
Transfers in	20,062	19,081	14	967
New Admissions	0	0	0	0
Parole Returns	1	1	0	0
PRTC and OPRTFT	0	0	0	0
PWNT and OPRWNT	1	1	0	0
Pending Revocation	0	0	0	0
Psychiatric Returns	0	0	0	0
CYA Parole Returns	0	0	0	0
Other Admissions/Returns	135	135	0	0
Fed/State/CYA	0	0	0	0
Escape	0	0	0	0
Court	134	134	0	0
Jail	0	0	0	0
Hospital/Medical	1	1	0	0
Temp. Community Leave	0	0	0	0
Other	0	0	0	0
Total Released	20,176	19,211	18	947
Transfers out	18,695	18,549	13	133
Paroled	469	469	0	0
First Parole	164	164	0	0
Re-Parole	305	305	0	0
Released to CYA Parole	1	1	0	0
Discharged	830	13	5	812
Died	0	0	0	0
Other Releases	181	179	0	2
Fed/State/CYA	6	6	0	0
Escape	0	0	0	0
Court	172	170	0	2
Jail	0	0	0	0
Hospital/Medical	2	2	0	0
Temp. Community Leave	0	0	0	0
Other	1	1	0	0
Net Received-Released	22	6	-4	20
Uncategorized Moves	-64	-65	1	0
Population: DEC 31, 1989	1,454	1,345	0	108
Departures from Temp. Release	14	13	0	1
Paroled	9	9	0	0
First Parole	5	5	0	0
Re-Parole	4	4	0	0
Discharged	5	4	0	1
Died	0	0	0	0

Report # MOVE-5

Male Prison Population Movements  
Annual Report:  
R.J. DONOVAN CORR. FAC. (RECEPTION) - SAN YSIDRO  
JANUARY 1, 1989 - DECEMBER 31, 1989

Movement	Commitment Type		
	Total	Felon	Civil Narc. Addict
Population: JAN 1, 1989	327	327	0
Total Received	6,889	6,886	3
Transfers in	354	354	0
New Admissions	2,797	2,794	3
Parole Returns	3,401	3,401	0
PRTC and OPRTFT	15	15	0
PWNT and OPRWNT	938	938	0
Pending Revocation	2,448	2,448	0
Psychiatric Returns	0	0	0
CYA Parole Returns	16	16	0
Other Admissions>Returns	321	321	0
Fed/State/CYA	4	4	0
Escape	6	6	0
Court	291	291	0
Jail	0	0	0
Hospital/Medical	18	18	0
Temp. Community Leave	0	0	0
Other	2	2	0
Total Released	6,273	6,270	3
Transfers out	5,463	5,460	3
Paroled	529	529	0
First Parole	18	18	0
Re-Parole	513	513	0
Released to CYA Parole	0	0	0
Discharged	26	26	0
Died	0	0	0
Other Releases	255	255	0
Fed/State/CYA	1	1	0
Escape	0	0	0
Court	228	228	0
Jail	1	1	0
Hospital/Medical	19	19	0
Temp. Community Leave	0	0	0
Other	6	6	0
Net Received-Released	616	616	0
Uncategorized Moves	11	11	0
Population: DEC 31, 1989	954	954	0
Departures from Temp. Release	30	30	0
Paroled	29	29	0
First Parole	2	2	0
Re-Parole	27	27	0
Discharged	1	1	0
Died	0	0	0

Report # MOVE-5

Male Prison Population Movements  
Annual Report:  
CALIF. STATE PRISON SAN QUENTIN (RECEPTION) - SAN QUENTIN  
JANUARY 1, 1989 - DECEMBER 31, 1989

Movement	Commitment Type		
	Total	Felon	Civil Narc. Addict
Population: JAN 1, 1989	724	724	0
Total Received	15,020	14,836	184
Transfers in	395	389	6
New Admissions	3,455	3,343	112
Parole Returns	10,272	10,214	58
PRTC and OPRTFT	1,241	1,183	58
PWNT and OPRWNT	1,141	1,141	0
Pending Revocation	7,890	7,890	0
Psychiatric Returns	0	0	0
CYA Parole Returns	44	44	0
Other Admissions>Returns	854	846	8
Fed/State/CYA	3	3	0
Escape	28	28	0
Court	491	483	8
Jail	296	296	0
Hospital/Medical	33	33	0
Temp. Community Leave	2	2	0
Other	1	1	0
Total Released	13,742	13,567	175
Transfers out	10,657	10,489	168
Paroled	2,234	2,234	0
First Parole	90	90	0
Re-Parole	2,144	2,144	0
Released to CYA Parole	2	2	0
Discharged	67	65	2
Died	1	1	0
Other Releases	781	776	5
Fed/State/CYA	3	3	0
Escape	0	0	0
Court	390	385	5
Jail	345	345	0
Hospital/Medical	34	34	0
Temp. Community Leave	5	5	0
Other	4	4	0
Net Received-Released	1,278	1,269	9
Uncategorized Moves	50	48	2
Population: DEC 31, 1989	2,052	2,041	11
Departures from Temp. Release	74	73	1
Paroled	66	66	0
First Parole	6	6	0
Re-Parole	60	60	0
Discharged	8	7	1
Died	0	0	0

Report # MOVE-5

Female Prison Population Movements  
Annual Report:  
JANUARY 1, 1989 - DECEMBER 31, 1989

Movement	Total	Felon	Commitment Type			County Diag- nostic
			Civil Narc. Addict	Federal Cases	Youth Author.	
Population: JAN 1, 1989	4,893	4,401	453	0	0	39
Total Received	28,930	26,981	1,351	4	4	590
Transfers in	19,010	18,368	335	3	3	301
New Admissions	4,032	3,354	392	1	1	284
Parole Returns	4,053	3,817	436	0	0	0
PRTC and OPRFT	939	509	430	0	0	0
PWNT and OPRWNT	705	699	6	0	0	0
Pending Revocation	2,409	2,409	0	0	0	0
Psychiatric Returns	0	0	0	0	0	0
CYA Parole Returns	4	4	0	0	0	0
Other Admissions>Returns	1,831	1,638	188	0	0	5
Fed/State/CYA	5	5	0	0	0	0
Escape	86	86	0	0	0	0
Court	1,017	906	108	0	0	3
Jail	129	129	0	0	0	0
Hospital/Medical	520	440	78	0	0	2
Temp. Community Leave	1	1	0	0	0	0
Other	73	71	2	0	0	0
Total Released	27,832	25,992	1,257	3	3	577
Transfers out	19,010	18,368	335	3	3	301
Paroled	6,314	5,608	706	0	0	0
First Parole	3,703	2,997	706	0	0	0
Re-Parole	2,611	2,611	0	0	0	0
Released to CYA Parole	4	4	0	0	0	0
Discharged	354	68	15	0	0	271
Died	6	6	0	0	0	0
Other Releases	2,144	1,938	201	0	0	5
Fed/State/CYA	4	4	0	0	0	0
Escape	138	138	0	0	0	0
Court	1,123	1,002	118	0	0	3
Jail	248	247	1	0	0	0
Hospital/Medical	532	451	79	0	0	2
Temp. Community Leave	2	1	1	0	0	0
Other	97	85	2	0	0	0
Net Received-Released	1,098	989	94	1	1	13
Uncategorized Moves	9	37	-28	0	0	0
Population: DEC 31, 1989	6,000	5,427	519	1	1	52
Departures from Temp. Release	289	283	16	0	0	0
Paroled	266	260	8	0	0	0
First Parole	177	171	6	0	0	0
Re-Parole	89	89	0	0	0	0
Discharged	28	18	10	0	0	0
Died	5	5	0	0	0	0

Report # MOVE-5

Female Prison Population Movements  
Annual Report:  
AVENAL STATE PRISON - AVENAL  
JANUARY 1, 1989 - DECEMBER 31, 1989

Movement	Total	Commitment Type	
		Felon	Civil Narc. Addict
Population: JAN 1, 1989	181	181	0
Total Received	2,288	2,287	1
Transfers in	2,131	2,130	1
New Admissions	0	0	0
Parole Returns	0	0	0
PRTC and OPRTFT	0	0	0
PWNT and OPRWNT	0	0	0
Pending Revocation	0	0	0
Psychiatric Returns	0	0	0
CYA Parole Returns	0	0	0
Other Admissions/Returns	157	157	0
Fed/State/CYA	0	0	0
Escape	0	0	0
Court	126	126	0
Jail	0	0	0
Hospital/Medical	30	30	0
Temp. Community Leave	1	1	0
Other	0	0	0
Total Released	1,178	1,178	1
Transfers out	300	299	1
Paroled	648	648	0
First Parole	404	404	0
Re-Parole	244	244	0
Released to CYA Parole	2	2	0
Discharged	10	10	0
Died	1	1	0
Other Releases	218	218	0
Fed/State/CYA	0	0	0
Escape	0	0	0
Court	147	147	0
Jail	27	27	0
Hospital/Medical	33	33	0
Temp. Community Leave	1	1	0
Other	10	10	0
Net Received-Released	1,109	1,109	0
Uncategorized Moves	-7	-7	0
Population: DEC 31, 1989	1,283	1,283	0
Departures from Temp. Release	43	43	0
Paroled	40	40	0
First Parole	26	26	0
Re-Parole	14	14	0
Discharged	3	3	0
Died	0	0	0

Report # MOVE-5



Female Prison Population Movements  
Annual Report:  
CALIF. INSTITUTION FOR WOMEN - FRONTERA  
JANUARY 1, 1989 - DECEMBER 31, 1989

Movement	Total	Felon	Commitment Type			County Diag- nostic
			Civil Narc. Addict	Federal Cases	Youth Author.	
Population: JAN 1, 1989	2,109	2,087	13	0	0	9
Total Received	10,213	9,817	173	2	2	219
Transfers in	8,273	8,927	128	2	2	216
New Admissions	3	2	1	0	0	0
Parole Returns	2	2	0	0	0	0
PRTC and OPRTFT	2	2	0	0	0	0
PWNT and UPRWNT	0	0	0	0	0	0
Pending Revocation	0	0	0	0	0	0
Psychiatric Returns	0	0	0	0	0	0
CYA Parole Returns	0	0	0	0	0	0
Other Admissions>Returns	935	886	48	0	0	3
Fed/State/CYA	1	1	0	0	0	0
Escape	3	3	0	0	0	0
Court	488	480	7	0	0	1
Jail	5	5	0	0	0	0
Hospital/Medical	395	354	39	0	0	2
Temp. Community Leave	0	0	0	0	0	0
Other	43	43	0	0	0	0
Total Released	10,250	9,890	154	1	1	204
Transfers out	7,299	7,118	95	1	1	84
Paroled	1,748	1,748	0	0	0	0
First Parole	849	849	0	0	0	0
Re-Parole	898	899	0	0	0	0
Released to CYA Parole	1	1	0	0	0	0
Discharged	140	16	7	0	0	117
Died	4	4	0	0	0	0
Other Releases	1,058	1,003	52	0	0	3
Fed/State/CYA	3	3	0	0	0	0
Escape	0	0	0	0	0	0
Court	562	548	12	0	0	2
Jail	53	53	0	0	0	0
Hospital/Medical	389	348	40	0	0	1
Temp. Community Leave	0	0	0	0	0	0
Other	51	51	0	0	0	0
Net Received-Released	-37	-73	19	1	1	15
Uncategorized Moves	1	2	-1	0	0	0
Population: DEC 31, 1989	2,073	2,018	31	1	1	24
Departures from Temp. Release	100	95	5	0	0	0
Paroled	86	86	0	0	0	0
First Parole	52	52	0	0	0	0
Re-Parole	34	34	0	0	0	0
Discharged	10	5	5	0	0	0
Died	4	4	0	0	0	0

Report # MOVE-5

Female Prison Population Movements  
Annual Report:  
CALIF. REHABILITATION CENTER - NORCO  
JANUARY 1, 1989 - DECEMBER 31, 1989

Movement	Total	Felon	Commitment Type	
			Civil Narc. Addict	County Diag- nostic
Population: JAN 1, 1989	1,032	592	440	0
Total Received	1,824	769	1,054	1
Transfers in	733	641	92	0
New Admissions	391	1	389	1
Parole Returns	452	19	433	0
PRTC and OPRTFT	444	17	427	0
PWNT and OPRWNT	7	1	6	0
Pending Revocation	1	1	0	0
Psychiatric Returns	0	0	0	0
CYA Parole Returns	0	0	0	0
Other Admissions>Returns	248	108	140	0
Fed/State/CYA	0	0	0	0
Escape	1	1	0	0
Court	175	76	99	0
Jail	0	0	0	0
Hospital/Medical	70	31	39	0
Temp. Community Leave	0	0	0	0
Other	2	0	2	0
Total Released	1,969	986	982	1
Transfers out	388	267	120	1
Paroled	1,267	561	706	0
First Parole	1,072	386	706	0
Re-Parole	195	195	0	0
Released to CYA Parole	0	0	0	0
Discharged	29	21	8	0
Died	0	0	0	0
Other Releases	285	137	148	0
Fed/State/CYA	0	0	0	0
Escape	0	0	0	0
Court	184	79	105	0
Jail	6	5	1	0
Hospital/Medical	72	33	39	0
Temp. Community Leave	1	0	1	0
Other	22	20	2	0
Net Received-Released	-145	-217	72	0
Uncategorized Moves	-27	-3	-24	0
Population: DEC 31, 1989	880	372	488	0
Departures from Temp. Release	49	38	11	0
Paroled	41	35	6	0
First Parole	37	31	6	0
Re-Parole	4	4	0	0
Discharged	7	2	5	0
Died	1	1	0	0

Report # MOVE-5

Female Prison Population Movements  
Annual Report:  
NORTHERN CALIF. WOMEN'S FACILITY - STOCKTON  
JANUARY 1, 1989 - DECEMBER 31, 1989

Movement	Commitment Type	
	Total	Felon
Population: JAN 1, 1989	635	635
Total Received	1,456	1,456
Transfers in	1,338	1,338
New Admissions	0	0
Parole Returns	0	0
PRTC and OPRTFT	0	0
PWNT and OPRWNT	0	0
Pending Revocation	0	0
Psychiatric Returns	0	0
CYA Parole Returns	0	0
Other Admissions>Returns	118	118
Fed/State/CYA	0	0
Escape	0	0
Court	107	107
Jail	3	3
Hospital/Medical	7	7
Temp. Community Leave	0	0
Other	1	1
Total Released	1,497	1,497
Transfers out	210	210
Paroled	1,105	1,105
First Parole	445	445
Re-Parole	660	660
Released to CYA Parole	0	0
Discharged	10	10
Died	1	1
Other Releases	171	171
Fed/State/CYA	0	0
Escape	0	0
Court	131	131
Jail	20	20
Hospital/Medical	8	8
Temp. Community Leave	0	0
Other	12	12
Net Received-Released	-41	-41
Uncategorized Moves	-15	-15
Population: DEC 31, 1989	579	579
Departures from Temp. Release	48	48
Paroled	44	44
First Parole	26	26
Re-Parole	18	18
Discharged	4	4
Died	0	0

Report # MOVE-5

Female Prison Population Movements  
Annual Report:  
SIERRA CONSERVATION CENTER - (CAMPS) - JAMESTOWN  
JANUARY 1, 1989 - DECEMBER 31, 1989

Movement	Commitment Type	
	Total	Felon
Population: JAN 1, 1989	355	355
Total Received	1,372	1,372
Transfers in	1,368	1,368
New Admissions	0	0
Parole Returns	0	0
PRTC and OPRTFT	0	0
PWNT and OPRWNT	0	0
Pending Revocation	0	0
Psychiatric Returns	0	0
CYA Parole Returns	0	0
Other Admissions>Returns	4	4
Fed/State/CYA	0	0
Escape	0	0
Court	3	3
Jail	0	0
Hospital/Medical	1	1
Temp. Community Leave	0	0
Other	0	0
Total Released	1,410	1,410
Transfers out	998	998
Paroled	377	377
First Parole	373	373
Re-Parole	4	4
Released to CYA Parole	0	0
Discharged	1	1
Died	0	0
Other Releases	34	34
Fed/State/CYA	0	0
Escape	5	5
Court	19	19
Jail	7	7
Hospital/Medical	2	2
Temp. Community Leave	0	0
Other	1	1
Net Received-Released	-38	-38
Uncategorized Moves	2	2
Population: DEC 31, 1989	319	319
Departures from Temp. Release	11	11
Paroled	8	8
First Parole	8	8
Re-Parole	0	0
Discharged	3	3
Died	0	0

Report # MOVE-5

Female Prison Population Movements  
Annual Report:  
COMMUNITY BASED FACILITY - RENT I  
JANUARY 1, 1989 - DECEMBER 31, 1989

Commitment Type		
Movement	Total	Felon
Population: JAN 1, 1989	41	41
Total Received	540	540
Transfers in	521	521
New Admissions	0	0
Parole Returns	16	16
PRTC and OPRTFT	16	16
PWNT and OPRWNT	0	0
Pending Revocation	0	0
Psychiatric Returns	0	0
CYA Parole Returns	0	0
Other Admissions>Returns	3	3
Fed/State/CYA	0	0
Escape	1	1
Court	2	2
Jail	0	0
Hospital/Medical	0	0
Temp. Community Leave	0	0
Other	0	0
Total Released	389	389
Transfers out	45	45
Paroled	326	326
First Parole	94	94
Re-Parole	232	232
Released to CYA Parole	1	1
Discharged	2	2
Died	0	0
Other Releases	15	15
Fed/State/CYA	0	0
Escape	12	12
Court	2	2
Jail	1	1
Hospital/Medical	0	0
Temp. Community Leave	0	0
Other	0	0
Net Received-Released	151	151
Uncategorized Moves	-4	-4
Population: DEC 31, 1989	188	188
Departures from Temp. Release	11	11
Paroled	11	11
First Parole	11	11
Re-Parole	0	0
Discharged	0	0
Died	0	0

Report # MOVE-5

Female Prison Population Movements  
Annual Report:  
COMMUNITY BASED FACILITY - RENT II  
JANUARY 1, 1989 - DECEMBER 31, 1989

Commitment Type		
Movement	Total	Felon
Population: JAN 1, 1989	55	55
Total Received	259	259
Transfers in	238	238
New Admissions	0	0
Parole Returns	0	0
PRTC and OPRTFT	0	0
PWNT and OPRWNT	0	0
Pending Revocation	0	0
Psychiatric Returns	0	0
CYA Parole Returns	0	0
Other Admissions>Returns	21	21
Fed/State/CYA	1	1
Escape	10	10
Court	0	0
Jail	0	0
Hospital/Medical	0	0
Temp. Community Leave	0	0
Other	10	10
Total Released	239	239
Transfers out	62	62
Paroled	139	139
First Parole	137	137
Re-Parole	2	2
Released to CYA Parole	0	0
Discharged	0	0
Died	0	0
Other Releases	38	38
Fed/State/CYA	0	0
Escape	37	37
Court	0	0
Jail	1	1
Hospital/Medical	0	0
Temp. Community Leave	0	0
Other	0	0
Net Received-Released	20	20
Uncategorized Moves	10	10
Population: DEC 31, 1989	85	85
Departures from Temp. Release	4	4
Paroled	4	4
First Parole	4	4
Re-Parole	0	0
Discharged	0	0
Died	0	0

Report # MOVE-5

Female Prison Population Movements  
Annual Report:  
COMMUNITY BASED FACILITY - RENT III  
JANUARY 1, 1989 - DECEMBER 31, 1989

Movement	Commitment Type	
	Total	Felon
Population: JAN 1, 1989	53	53
Total Received	259	259
Transfers in	224	224
New Admissions	0	0
Parole Returns	21	21
PRTC and OPRTFT	21	21
PWNT and OPRWNT	0	0
Pending Revocation	0	0
Psychiatric Returns	0	0
CYA Parole Returns	0	0
Other Admissions/Returns	14	14
Fed/State/CYA	0	0
Escape	11	11
Court	0	0
Jail	0	0
Hospital/Medical	2	2
Temp. Community Leave	0	0
Other	1	1
Total Released	248	248
Transfers out	58	58
Paroled	137	137
First Parole	133	133
Re-Parole	4	4
Released to CYA Parole	0	0
Discharged	0	0
Died	0	0
Other Releases	53	53
Fed/State/CYA	0	0
Escape	51	51
Court	0	0
Jail	0	0
Hospital/Medical	2	2
Temp. Community Leave	0	0
Other	0	0
Net Received-Released	11	11
Uncategorized Moves	-3	-3
Population: DEC 31, 1989	61	61
Departures from Temp. Release	5	5
Paroled	5	5
First Parole	5	5
Re-Parole	0	0
Discharged	0	0
Died	0	0

Report # MOVE-5

Female Prison Population Movements  
Annual Report:  
COMMUNITY BASED FACILITY - RENT IV  
JANUARY 1, 1989 - DECEMBER 31, 1989

Movement	Commitment Type	
	Total	Felon
Population: JAN 1, 1989	59	59
Total Received	440	440
Transfers in	378	378
New Admissions	0	0
Parole Returns	44	44
PRTC and OPRTFT	44	44
PWNT and OPRWNT	0	0
Pending Revocation	0	0
Psychiatric Returns	0	0
CYA Parole Returns	0	0
Other Admissions/Returns	17	17
Fed/State/CYA	0	0
Escape	3	3
Court	0	0
Jail	0	0
Hospital/Medical	0	0
Temp. Community Leave	0	0
Other	14	14
Total Released	392	392
Transfers out	114	114
Paroled	245	245
First Parole	169	169
Re-Parole	76	76
Released to CYA Parole	0	0
Discharged	0	0
Died	0	0
Other Releases	33	33
Fed/State/CYA	0	0
Escape	33	33
Court	0	0
Jail	0	0
Hospital/Medical	0	0
Temp. Community Leave	0	0
Other	0	0
Net Received-Released	48	48
Uncategorized Moves	9	9
Population: DEC 31, 1989	116	116
Departures from Temp. Release	7	7
Paroled	7	7
First Parole	7	7
Re-Parole	0	0
Discharged	0	0
Died	0	0

Report # MOVE-5



Female Prison Population Movements  
Annual Report:  
CALIF. INSTITUTION FOR WOMEN (RECEPTION) - FRONTERA  
JANUARY 1, 1989 - DECEMBER 31, 1989

Movement	Total	Felon	Commitment Type			County Diag- nostic
			Civil Maru. Addict	Federal Cases	Youth Author.	
Population: JAN 1, 1989	259	229	0	0	0	30
Total Received	8,667	8,173	120	2	2	370
Transfers in	2,728	2,525	118	1	1	85
New Admissions	3,636	3,349	2	1	1	283
Parole Returns	2,144	2,144	0	0	0	0
PRTC and DPRTFT	85	85	0	0	0	0
PWNT and UPRWNT	696	696	0	0	0	0
Pending Revocation	1,363	1,363	0	0	0	0
Psychiatric Returns	0	0	0	0	0	0
CYA Parole Returns	4	4	0	0	0	0
Other Admissions>Returns	155	151	2	0	0	2
Fed/State/CYA	3	3	0	0	0	0
Escape	50	50	0	0	0	0
Court	91	87	2	0	0	2
Jail	3	3	0	0	0	0
Hospital/Medical	7	7	0	0	0	0
Temp. Community Leave	0	0	0	0	0	0
Other	1	1	0	0	0	0
Total Released	8,662	8,186	120	2	2	372
Transfers out	8,427	8,088	119	2	2	216
Paroled	38	38	0	0	0	0
First Parole	20	20	0	0	0	0
Re-Parole	18	18	0	0	0	0
Released to CYA Parole	0	0	0	0	0	0
Discharged	156	2	0	0	0	154
Died	0	0	0	0	0	0
Other Releases	61	58	1	0	0	2
Fed/State/CYA	1	1	0	0	0	0
Escape	0	0	0	0	0	0
Court	40	38	1	0	0	1
Jail	2	2	0	0	0	0
Hospital/Medical	18	17	0	0	0	1
Temp. Community Leave	0	0	0	0	0	0
Other	0	0	0	0	0	0
Net Received-Released	-15	-13	0	0	0	-2
Uncategorized Moves	28	28	0	0	0	0
Population: DEC 31, 1989	272	244	0	0	0	28
Departures from Temp. Release	4	4	0	0	0	0
Paroled	3	3	0	0	0	0
First Parole	1	1	0	0	0	0
Re-Parole	2	2	0	0	0	0
Discharged	1	1	0	0	0	0
Died	0	0	0	0	0	0

Report # MOVE-5