

# 1989 INDIANA JUDICIAL REPORT VOLUME I EXECUTIVE SUMMARY

DIVISION OF STATE COURT ADMINISTRATION  
ROOM 323, STATEHOUSE  
INDIANAPOLIS,  
INDIANA 46204

127445  
(part I)

U.S. Department of Justice  
National Institute of Justice


This document has been reproduced exactly as received from the person or organization originating it. Points of view or opinions stated in this document are those of the authors and do not necessarily represent the official position or policies of the National Institute of Justice.

Permission to reproduce this copyrighted material has been granted by  
Indiana Division of State Court Administration

to the National Criminal Justice Reference Service (NCJRS).

Further reproduction outside of the NCJRS system requires permission of the copyright owner.

4-26-91  
127445



INDIANA JUDICIAL REPORT

TABLE OF CONTENTS

VOLUME I

AN EXECUTIVE SUMMARY

	Page
1989 Indiana Judicial Report . . . . .	1
Indiana's Judicial System . . . . .	7
Indiana's Judicial System - Organization Chart . . . . .	13

CASELOAD OF INDIANA'S SUPREME COURT, COURT OF APPEALS AND TAX COURT

Indiana Supreme Court	
Cases Disposed of in 1989 . . . . .	15
Disposition Analysis . . . . .	17
Progress Report . . . . .	18
Cases Disposed by Each Justice . . . . .	19
Pending Cases as of December 31, 1989 . . . . .	21
Court Action on Petitions to Transfer in Civil Cases . . . . .	22
Disciplinary Matters . . . . .	23
Judicial Disciplinary Matters . . . . .	24
Bar Examination Review Petitions . . . . .	25
Court of Appeals	
Progress Report . . . . .	26
Opinions Written . . . . .	28
Age of Cases Pending . . . . .	29
Oral Arguments . . . . .	30
Pre-Appeal Conference . . . . .	31
Motions to Dismiss or Affirm . . . . .	32
Chief Judge Matters . . . . .	33
Tax Court . . . . .	34

TRIAL COURT CASELOAD REPORT

Quarterly Case Status Reports . . . . .	35
Graphs . . . . .	37

TABLE OF CONTENTS (Continued)

	Page
Caseload Comparison Table - Courts of Record Cases Filed 1979 to 1989 . . . . .	46
Caseload Comparison Table - Minor Courts Cases Filed 1981 to 1989 . . . . .	48
Caseload Comparison Table - Courts of Record Cases Disposed 1979 to 1989 . . . . .	50
Caseload Comparison Table - Minor Courts Cases Disposed 1981 - 1989 . . . . .	52
Total Cases Pending 1/1/89 - Summary . . . . .	54
Total Cases Filed - 1989 - Summary . . . . .	55
Total Cases Venued In - 1989 - Summary . . . . .	56
Total Cases Disposed - 1989 - Summary . . . . .	57
Total Cases Pending 12/31/89 - Summary . . . . .	58
Method of Case Disposition . . . . .	59
Jury Trials . . . . .	60
Bench Trials . . . . .	61
Dismissed . . . . .	62
Transferred Out . . . . .	63
Venued Out . . . . .	64
Guilty Pleas/Admission/Default . . . . .	65
Violations Bureau/Closed . . . . .	66
Averages	
1989 Average Caseload - Filings . . . . .	67
1989 Average Caseload - Dispositions . . . . .	68
 <u>FISCAL REPORT</u>	
1989 Fiscal Report . . . . .	69
Financial Comparison Table - 1979 to 1989 . . . . .	76
State Expenditures on Judicial System . . . . .	78
County and Local Expenditures on All Trial Courts . . . . .	80
Total Revenues Generated Through Operation of All Courts . . . . .	84
Revenues Generated Through Circuit, Superior, County, Municipal and Probate Courts . . . . .	85

TABLE OF CONTENTS (Continued)

	Page
Revenues Generated Through City and Town Courts . . . . .	86
Revenues Generated Through Marion County Small Claims Courts . . . . .	87
<u>ROSTERS</u>	
1989 Trial Court Judges . . . . .	88
1989 Minor Courts . . . . .	92

VOLUME II

	Page
Introduction . . . . .	1

CASELOAD TABLE

All Courts

Cases Pending 1/1/89 . . . . .	2
New Filings . . . . .	34
Cases Disposed . . . . .	66
Cases Pending 12/31/89 . . . . .	98

FISCAL TABLES

Expenditures - All Courts

Salaried Personnel . . . . .	130
Non-Salaried Personnel . . . . .	164
Summation of Expenses . . . . .	198

Revenues

Trial Courts, City and Town Court Revenues for State and County Funds . . . . .	232
Trial Courts, City and Town Court Revenues for Local Funds and Totals . . . . .	256
Marion County Small Claims Court Revenues - 1989 . . . . .	280

ROSTER

Trial Court Personnel . . . . .	281
---------------------------------	-----



TABLE OF CONTENTS (Continued)

VOLUME III

	Page
Introduction . . . . .	1
 <u>METHOD OF CASE DISPOSITION</u>	
Jury Trials . . . . .	2
Bench . . . . .	34
Dismissed . . . . .	66
Guilty Pleas/Admissions/Default . . . . .	98
Violations Bureau/Closed . . . . .	130
 <u>VENUED AND TRANSFERRED CASES</u>	
Venued In . . . . .	162
Venued Out . . . . .	194
Transferred Out . . . . .	226

## 1989 INDIANA JUDICIAL REPORT

In 1989 the Indiana judicial system again faced an enormous volume of cases and continued to function effectively as the third branch of government. The statistical information provided by all courts of the state indicates that in 1989 there was a leveling out of the growth experienced over the years. In general, the number of cases filed in the entire state system showed a modest growth of 3% from the preceding year. There also was a corresponding increase in the number of dispositions. Expenditures also increased approximately 8.1 million dollars, but this was off-set by a growth in revenues of 14 million dollars.

### INDIANA SUPREME COURT

The Indiana Supreme Court shares with the General Assembly the responsibility for setting judicial policy. Judicial structure, salary levels, jurisdictional requirements and substantive questions of law fall within the domain of the General Assembly. On the other hand, policy questions related to general superintendence of the courts constitutionally is given to the Indiana Supreme Court. The Chief Justice of the Indiana Supreme Court is the Chief Justice of Indiana. Again in 1989, the Indiana Supreme Court, its Commissions and Boards, and the judicial administrative divisions were extremely busy.

In 1988, the constitution of Indiana was amended to provide that the Indiana Court of Appeals would initially review direct appeals in criminal cases where the sentence did not exceed fifty years. This amendment afforded the Supreme Court an increased opportunity to review civil matters. As anticipated by this amendment, in 1989, unlike any known prior

year, the Indiana Supreme Court disposed of more civil cases than criminal cases. Along the same lines, the Supreme Court disposed of seventy-one Original Action cases, reviewed thirty-eight disciplinary actions, and concluded twenty-one reviews of bar examination appeals. This, however, only partially details the Court's activities; as demonstrated by the following description of events, there also was a significant increase in the superintendence role exercised by the court.

Judicial Discipline. In 1989 there were no new judicial matters filed with the Supreme Court. The significant development in this body of law was the conclusion of a thorough examination of the procedure and adoption of a comprehensive rule (Admission and Discipline Rule 25) codifying the entire process. Prospective analysis of this nature probably would not have been possible without the above noted amendment affording the Supreme Court this opportunity.

The entity responsible for the review and prosecution of judicial disciplinary matters is the Indiana Commission on Judicial Qualifications. The Chief Justice is the chairman of this Commission and the Division of State Court Administration is charged with the responsibility of staffing the Commission. At the beginning of 1989 there were thirteen complaints on the Commission's docket; in 1989, 127 new complaints were received. The Commission disposed of 129 complaints, leaving eleven cases on the docket at the end of the year. Of the 129 complaints disposed, 103 were summarily dismissed, twenty were dismissed after preliminary inquiry, six were dismissed following investigation, and two were disposed upon resignation of the judge. Additionally, the Commission issued five formal advisory opinions and published a manual for the use of judges when confronting ethical questions.

Attorney Admission and Disciplinary Matters. Under Article 7 of the Constitution of Indiana, the Indiana Supreme Court has exclusive and original jurisdiction in all matters dealing with the admission to the Bar and discipline of attorneys. The court was very active in this aspect of their constitution responsibilities. In 1989, the court amended Admission and Discipline Rule 2, updating roster procedures to reflect the status of all attorneys in the state; updated Admission and Discipline Rule 3, defining the right of an out-of-state attorney to appear pro hac vice; amended Admission and Discipline Rule 6, clearly specifying the criteria for admission to the Bar of Indiana on an out-of-state license; changed Admission and Discipline Rule 12, structuring an administrative procedure for resolving questions relating to character and fitness; and revised Admission and Discipline Rule 13, defining for the first time "Good Moral Character and Fitness."

State Court Administration. The Supreme Court amended Trial Rules 58 and 77 in 1989. These amendments represent years of study and consideration by the Court's Records Management Committee and introduce, for the first time, a comprehensive, standard record keeping system for all courts in the state. Until these amendments, the record keeping system in the courts represented local adaptations of the vague requirements provided by an 1852 statute. The Division of State Court Administration is responsible for the implementation of this standard procedure.

Through the Division of State Court Administration, the Supreme Court was given two appropriations for distribution to counties for court services. The office of Guardian ad Litem/Court Appointed Special Advocate Services was created in the Division of State Court Administration and given an appropriation of four hundred thousand dollars a year to assist

counties in the development of volunteer programs for children in need of services. Additionally, the Division was appointed as the staff and funding entity for the Public Defender Commission and appropriated six hundred twenty-five thousand dollars a year to reimburse counties for public defense in pauper death penalty cases. These programs were instituted during the course of the year.

#### COURT OF APPEALS

The nature of the workload in the Indiana Court of Appeals, the intermediate appellate tribunal, also was changed by reason of the above noted amendment affecting initial appeals in criminal cases. The number of criminal matters directly appealed to this court nearly doubled in 1989 from the previous year (828 vs. 465). This growth was mitigated somewhat by a decline in the number of civil appeals (849 vs. 654). The net effect, however, was that the Indiana Court of Appeals was unable to dispose as many cases as were filed (1516 vs. 1334).

It was clearly evident that little possibility existed for this trend in appellate case filings to abate in future years. As a consequence of the shift of caseloads, the General Assembly added a fifth district for the Court of Appeals, effective on January 1, 1991.

#### TAX COURT

The Indiana Tax Court, the most recent of the appellate courts, experienced very little growth in 1989. There were seventy-one new cases filed and seventy cases disposed. At the end of the year, seventy-two cases were pending. Later in this report there is a detailed description of the type of cases in this court.

### TRIAL COURTS

As previously noted, there was modest growth in the number of cases filed in the trial courts in 1989 when compared to the previous year. Not including the re-docketed matters, there were 982,550 new cases filed in 1989 as compared to 953,827. It is noteworthy, however, that much of this growth in filings occurred in serious criminal matters. There was a 15% growth in felony filings, where there is greatest likelihood of incarceration, and there was a 33% percent growth of re-docketed criminal cases, which include post-conviction proceedings. Traffic, juvenile, civil, and domestic relation filings remained very constant. In 1989, for the first time, tort litigation was segregated from other civil litigation; the information provided by the courts indicates that there were 5,765 tort cases and 61,891 other civil matters. Also there was an increase in the number of cases disposed.

### FISCAL INFORMATION

The judicial system, as any other public institution, is funded by the taxpayers of the State of Indiana. In Indiana, the state, county and local units of government share these expenses. In 1989, the state spent \$28,143,613.00 on the judicial system; the counties, \$68,638,838.00; and local units of government, \$4,270,467.00. This was a total of \$101,052,918.00 which represented an increase of \$8,171,925.00 or 8.8% over the preceding year. The major portion of the increase was paid by the counties.

This cost must be measured against the statutory fees generated by the court system. In 1989, the court system generated \$38,047,325.00 revenue for the state, \$36,560,648.00 for the counties, and \$6,680,701 for

local units of government. This was a total of \$81,288,674.00 and represents an increase of \$14,044,044.00 or 20.9% over the preceding year. The increase represents the impact of the standardized filing fee system adopted by the legislature in 1988.

# INDIANA'S JUDICIAL SYSTEM

The Constitution of Indiana sets out the three branches of state government, the Legislative, the Executive including the Administrative, and the Judicial. The Constitution also provides that the judicial power of the State of Indiana is vested in a Supreme Court, a Court of Appeals, Circuit Courts and such other courts as the General Assembly may establish.<sup>1</sup> The Supreme Court and the Court of Appeals are the appellate level courts, while the Circuit Courts are the courts of general jurisdiction.

Traditionally, Indiana's trial court system has been organized on a county basis through enabling legislation establishing courts in specific counties. As provided in the Constitution, the state has been divided into circuits which are based on county lines, and a circuit court judge is elected for each circuit. Some of the less populous counties have been joined together into one circuit, although today there remain only two such circuits comprised of two counties.

As local needs grew and more trial courts became necessary, the Legislature created additional courts of general and limited jurisdiction, but such courts continued to be structured on a county basis with the county bearing all expenses for court operations, save a portion of the judge's salaries. The superior and county courts are such legislatively created courts. The Tax Court is another legislatively created appellate level court. For the most part, superior courts have general jurisdiction just as the circuit court while the county courts have more limited jurisdiction.

Due to this autonomous nature of the trial courts, traditionally there has been little uniformity in many of the administrative operations within the judicial system. Employment of court personnel, funding, use of technology and many aspects of record keeping and court operations are handled at the local level. As a result, court structure and court related services have varied widely from county to county. Only in recent years have more unified ad-

ministrative and recordkeeping procedures been implemented. As a result, Indiana now has a uniform case numbering system for every case filed in the state, a uniform schedule of record retention for court records, uniform microfilming standards and, effective January 1, 1991, a uniform recordkeeping process.

All counties have a circuit court (four of the ninety-two share two judges). In addition, some counties may have superior courts, county courts or both. Marion County (which has no county courts) is the only county with Municipal Courts and distinct Small Claims Courts. St. Joseph county is the only county with a specialized probate court which also has juvenile jurisdiction.

Legislation also exists enabling cities and towns to establish city and town courts. In the majority of instances, city and town courts are used for traffic matters. The city and town court judges are not required to be attorneys.

Following is a description of the types of courts and numbers presently existing in Indiana. For specific listing of courts in each county, see appendix "1989 Trial Judges."

## SUPREME COURT

The Indiana Supreme Court has five justices, one of whom is the Chief Justice of the State (selected by the Indiana Judicial Nominating Commission).<sup>2</sup>

The Supreme Court has original exclusive jurisdiction in (a) admission to the practice of law; (b) discipline and disbarment of those admitted; (c) unauthorized practice of law; (d) discipline, removal and retirement of judges; (e) exercise of jurisdiction by other courts, and (f) issuance of writs necessary in aid of its jurisdiction.

Its appellate jurisdiction includes appeals from judgments imposing a sentence of death, life imprisonment or imprisonment for a minimum term greater than 50 years for a single offense; appeals from the denial of post-conviction relief in which the sentence was death; ap-



pealable cases where a state or federal statute has been declared unconstitutional; appeals from denial of release in habeas corpus cases arising out of criminal, extradition or mental health proceedings; and, on petition, cases involving substantial questions of law, great public importance, or emergencies.<sup>3</sup>

The justices of the Supreme Court are appointed by the Governor after nomination by a Judicial Nominating Commission. After an initial two-year term, they run on a "Yes--No" retention ballot, and, if successful, they then serve ten-year terms.

### COURT OF APPEALS

The Court of Appeals became a constitutional court under a 1970 revision of the Constitution. The Judicial Article provides that the state be divided into geographic districts by the General Assembly, and that each district have three judges.<sup>4</sup> Presently, the court has four districts, with a total of twelve judges. Effective January 1, 1991, there will be a 5th Court of Appeals district with three additional judges.<sup>5</sup> The judges select one of their number as Chief Judge, and each district elects a Presiding Judge.<sup>6</sup> The Court of Appeals has no original jurisdiction except as authorized by Supreme Court rules to review directly final decisions of certain administrative agencies.<sup>7</sup> It has jurisdiction over all appeals not taken to the Supreme Court.

The judges of the Court of Appeals are selected in the same manner and serve the same terms as the Supreme Court Justices.

### TAX COURT

The Indiana Tax Court came into existence on July 1, 1986. The Tax Court is an appellate level court with one judge who is selected in the same manner as are judges of the Court of Appeals.<sup>8</sup> The Tax Court has exclusive jurisdiction in original tax appeals which are defined as cases that arise under the tax laws of this state and are initial appeals of a final determination made by (1) the Depart-

ment of State Revenue; or (2) the State Board of Tax Commissioners.<sup>9</sup> The principal office of the Tax Court is located in Indianapolis although a taxpayer may select to have all evidentiary hearings conducted in one of seven other specifically designated counties.

The Tax Court must also maintain a small claims docket for processing (1) claims for refunds from the Department of Revenue that do not exceed \$5,000 for any year; and (2) appeals of final determination of assessed value made by the State Board of Tax Commissioners that do not exceed \$15,000 for any year.<sup>10</sup> Appeals from the Tax Court are taken directly to the Supreme Court.<sup>11</sup>

### CIRCUIT COURTS

The Indiana Constitution directs that the state be divided into several circuits by the General Assembly and that a judge be elected for each circuit.<sup>12</sup> Eighty-eight of a total of ninety-two counties constitute eighty-eight circuits, while the remaining four counties are in two "joint" circuits with two counties each.

The Circuit Courts are vested with unlimited trial jurisdiction in all cases, except when exclusive or concurrent jurisdiction is conferred upon other courts. They also have appellate jurisdiction over appeals from City and Town Courts.<sup>13</sup>

In twenty counties<sup>14</sup> the Circuit Court maintains small claims and minor offenses divisions. Civil actions in which the amount sought to be recovered is less than \$3,000 and landlord and tenant actions in which the rent due at the time of the action does not exceed \$3,000 may be filed on the small claims docket.<sup>15</sup> Class D felonies, all misdemeanors, infractions and ordinance violations are heard on the minor offenses docket.<sup>16</sup> Cases on the small claims docket are heard in a more informal atmosphere and without a jury.<sup>17</sup> In the remaining counties, the small claims docket and minor offenses docket have been established within either the Superior or County Court of the county.

The judges of the Circuit Courts (with the excep-

tion of the Vanderburgh Circuit Court where the judge is elected in a nonpartisan election)<sup>18</sup> are elected every six (6) years by the voters of each circuit.<sup>19</sup>

### SUPERIOR COURTS<sup>20</sup>

Superior Courts are created by the General Assembly as local judicial needs change. Though their organization and jurisdiction may vary from county to county, for the most part, they are courts of general jurisdiction. They have the same appellate jurisdiction as Circuit Courts over appeals from City and Town Courts.<sup>21</sup>

As of December 31, 1989, there were one hundred thirty-nine (139) Superior Courts with one of them being a joint court serving two counties. In some of the counties, statutory language sets up one unified Superior Court with two or more judges, while others, through internal rules, operate their courts as unified county systems.

In counties which have Superior Courts but no County Courts, the small claims and minor offenses divisions are established in the Superior Courts. These divisions have the same small claims and minor offenses dockets as the Circuits Courts.

With the exception of four counties, the Superior Court Judges are elected at a general election for six-year terms.

In Lake<sup>22</sup> and St. Joseph counties, the Superior Court Judges are nominated by a local nominating Commission and then appointed by the Governor for a six-year term. Thereafter, they run on a "Yes - No" retention ballot. The judges of the Vanderburgh Superior Court are elected in non-partisan elections. In Allen County the Superior Court judges are elected at the general election on a separate ballot without party designation. Vacancies, however, are filled by the Governor from a list of three candidates nominated by the Allen County Judicial Nominating Commission.

### PROBATE COURT (St. Joseph County)

The St. Joseph Probate Court is the only specializ-

ed Probate Court left in Indiana. The Court has one judge and has original jurisdiction in all matters pertaining to the probate of wills, appointment of guardians, assignees, executors, administrators and trustees, settlements of incompetents' estates and adoptions.<sup>23</sup> The court also has exclusive juvenile jurisdiction.<sup>24</sup>

The judge is selected by the voters of the county at a general election for a six-year term.

### MUNICIPAL COURT (Marion County)

The Marion County Municipal Court serves the City-County consolidation of Indianapolis-Marion. The court has sixteen judges,<sup>25</sup> fifteen of whom are trial judges, and one a presiding judge. It has concurrent jurisdiction in all Class D felonies, misdemeanors, infractions, and local ordinance violations. The court has jurisdiction to issue warrants upon probable cause for misdemeanors and felonies committed in the county and to conduct probable cause hearings, to determine sufficiency of recognizance and surety in felony cases, and, upon probable cause determination, to bind such cases over to a court with felony jurisdiction. The Court's civil jurisdiction is concurrent with the Superior and Circuit Courts in all civil cases founded on contract or tort which do not exceed \$20,000, and, irrespective of the value of property, in possessory actions between landlord and tenant.<sup>26</sup> The court also has jurisdiction (in the mental health division only) to declare and administer temporary guardianships in conjunction with mental health proceedings involving voluntary and involuntary mental commitments. Appeals from the Municipal Court are taken to the Court of Appeals.<sup>27</sup> The Court also has appellate jurisdiction in cases appealed from the Marion County Small Claims Courts.<sup>28</sup>

The Judges of the Marion County Municipal Court, including the Presiding Judge, are nominated by a local nominating commission and then appointed by the Governor for a four-year term.<sup>29</sup>

### COUNTY COURTS<sup>30</sup>

The County Courts began operating on January 1, 1976, when the majority of the Justice of the Peace Courts went out of existence. Since their establishment, there has been a steady move toward restructuring such courts into superior courts with small claims/misdemeanor divisions. As of December, 1989, there were thirty-three (33) County Court Judges in thirty-four (34) courts, with two counties sharing a judge.<sup>31</sup>

The County Court has original and concurrent jurisdiction in all civil cases founded in contract or tort where the damages do not exceed \$10,000, possessory actions between landlord and tenant, all actions for the possession of property where the value of the property sought to be recovered does not exceed \$10,000, Class D felonies, misdemeanor and infraction cases, and violations of local ordinance.<sup>32</sup> The County Court also has a small claims docket similar to that of the Circuit Court. Civil cases of up to \$3,000 and possessory actions between landlord and tenant, in which the rent due at the time of the action does not exceed \$3,000.<sup>33</sup>

The County Courts have been specifically precluded from exercising any jurisdiction over cases involving injunctive relief, partition of or liens on real estate, paternity, juvenile matters, probate, receivership or dissolution of marriage. The Court may conduct preliminary hearings in felony cases.<sup>34</sup>

Appeals from the County Court, including its small claims docket, go to the Court of Appeals in the same manner as appeals from the Circuit and Superior Court.

The County Court judges are elected by the voters of the county or counties which the court serves for a six year term.<sup>35</sup>

### CITY AND TOWN COURTS

Under a 1975 plan reorganizing Indiana's lower court structure, city and town courts were scheduled to go out of existence on December 31, 1979.<sup>36</sup> Since that time there have been several legislative amendments extending

their term. The present status is that a second or third class city or a town may, by ordinance, establish or abolish a city or town court during 1986 and every fourth year thereafter. However, a city or town court which was in existence on January 1, 1986, may continue in operation until it's abolished by ordinance.<sup>37</sup>

A city or town which establishes or abolishes its court must give notice to the Office of State Court Administration.<sup>38</sup> There are forty-nine (49) city courts and twenty-five (25) town courts.

Jurisdiction of city courts varies depending upon the size of the city. All city courts have jurisdiction of city ordinance violations, all misdemeanors and infractions.<sup>39</sup> The city courts have civil jurisdiction of cases where the amount of controversy does not exceed \$500. They have no jurisdiction in actions for libel, slander, real estate foreclosure, where title to real estate is at issue, matters relating to decedent's estates, actions in equity and actions involving the appointment of guardians.<sup>40</sup> The civil jurisdiction of city courts in Lake County extends to cases where the amount in controversy does not exceed \$3,000.<sup>41</sup> The city courts in Lake County also have extended criminal jurisdiction so that they may hear cases involving violations of all state statutes but can only impose a fine of up to \$1,000 and a sentence of not more than one year.<sup>42</sup> A city court in a third class city which is not a county seat<sup>43</sup> has civil jurisdiction of cases involving up to \$1,000.

City and Town courts are not courts of record, and appeals are tried de novo in the circuit or superior court of the county.<sup>44</sup> Effective 7/1/90, the Carmel City Court will become the only city court which is a court of record with appeals going directly to the Court of Appeals. The judge of the Carmel City court must be an attorney in good standing.<sup>45</sup>

Town Courts have exclusive jurisdiction of all violations of town ordinances and jurisdiction of all misdemeanors and infractions.<sup>46</sup> Appeals from judgments of a town court are also taken to the circuit or superior court of the county.<sup>47</sup>

City and town court judges are elected for four-year terms by the voters of the city or town. There is no requirement that they be attorneys, (except for Carmel City Court, effective 7/1/90) and the majority are lay persons.

SMALL CLAIMS COURTS (Marion County)

The Marion County Small Claims Court has eight divisions based on township lines and has territorial jurisdiction throughout the county. The court's trial jurisdiction is concurrent with the Circuit, Superior and Municipal Courts in all civil cases founded on contract or tort in which the claim does not exceed \$3,000,<sup>48</sup> in actions for possession of property where the value of the property sought to be recovered does not exceed \$3,000,<sup>49</sup> in possessory actions between landlord and tenant in which

the past due rent at the time of filing does not exceed \$3,000. (Effective 7/1/90, the jurisdiction limit will increase to \$6,000.<sup>50</sup>) The Small Claims Court has no jurisdiction in actions seeking injunctive relief or involving partition of real estate, or to declare or enforce any lien thereon (with certain exceptions), or in cases in which the appointment of a receiver is asked, or in suits for dissolution or annulment of marriage. The Small Claims Court is not a court of record,<sup>51</sup> and the appeals are tried de novo in the Marion Municipal Court in accordance with rules established by the Municipal Court.<sup>52</sup>

The small claims court judges are elected by the voters within the township in which the division of the court is located. The judge serves a four-year term.

1. Ind. Const., Art. 7, Sec. 1.
2. Ind. Const., Art. 7, Sec. 2; IC 33-2.1-2-1.
3. Ind. Const., Art. 7, Sec. 4; Ind. Rules of Ct., App. Rule 4. In 1987, the General Assembly passed House Joint Resolution 1 (P.L. 375-1987) which amended Article 7, Section 4 of the Indiana Constitution to provide that criminal appeals from judgments imposing a sentence of death, life imprisonment or imprisonment for a term of greater than 50 years (as opposed to 10 under earlier provisions) shall go directly to the Supreme Court. A referendum vote on this constitutional amendment was approved in the 1988 Fall election.
4. Ind. Const., Art. 7, Sec. 5.
5. IC 33-2.1-2-2, as amended by P.L. 158-1990.
6. IC 33-2.1-2-4.
7. Ind. Const., Art. 7, Sec. 6; Ind. Rules of Ct., App. Rule 4(B)
8. IC 33-3-5-1 and 33-3-5-6.
9. IC 33-3-5-2.
10. IC 33-3-5-12.
11. IC 33-3-5-15.
12. Ind. Const., Art. 7, Sec. 7.
13. IC 33-4-4-3 and 33-10.1-5-9.

14. Circuit Courts with Small Claims and Misdemeanor Dockets:
 

Benton	Martin	Ripley	Warren
Brown	Newton	Spencer	Washington
Carroll	Owen	Starke	
Fountain	Parke	Tipton	
Franklin	Perry	Union	
Jennings	Pike	Vermillion	

The Carroll, Newton and Washington Superior Courts also have standard small claims and misdemeanor dockets.
15. IC 33-4-3-7.
16. IC 33-4-3-11.
17. IC 33-4-3-8.
18. IC 33-5-43.2-1.
19. Ind. Const., Art. 7, Sec. 8; IC 33-4-4-1.
20. See footnotes to Appendix - "1989 Trial Court judges" - for changes which have been enacted but were not in effect in 1989.
21. IC 33-10.1-5-9.
22. Effective 1/1/89, the three Lake County Courts will become Superior Courts, County Court Division. However, as the County Court Division, they will con-

- tinue to be elected in a political election. IC 33-5-29.5-42-5, as added by P.L. 334-1989.
23. IC 33-8-2-9.
  24. IC 33-8-2-10.
  25. IC 33-6-1-1, as amended by P.L. 334-1989, SEC 25. Effective July 1, 1989, Marion Municipal Court increased from 15 to 16 judgeships. H.E.A. 1388, 1989 Session.
  27. IC 33-6-1-8.
  28. IC 33-11.6-4-14.
  29. IC 33-6-1-12.
  30. See footnotes to Appendix - "1989 Trial Court Judges" - for changes which have been enacted but were not in effect in 1989.
  31. There is 1 joint county court: Fulton-Pulaski.
  32. IC 33-10.5-3-1, as amended by P.L. 301-1985, SEC. 3
  33. IC 33-10.5-7-1.
  34. IC 33-10.5-3-2.
  35. IC 33-10.5-4-2.
  36. Acts 1975, P.L. 305, SEC. 55.
  37. IC 33-10.1-1-3.
  38. IC 33-10.1-1-3(e).
  39. IC 33-10.1-2-2.
  40. IC 33-10.1-2-3-1.
  41. IC 33-10.1-2-4(a); effective 7/1/89, a \$2,500 limit was increased to \$3,000.
  42. IC 33-10.1-2-4(b).
  43. IC 33-10.1-2-5.
  44. IC 33-10.1-5-9; 33-10.1-5-7(a).
  45. IC 33-10.1-5-7, as amended by P.O. 40-1990, SEC. 46.
  46. IC 33-10.1-2-7.
  47. IC 33-10.1-5-9(b).
  48. IC 33-11.6-4-2.
  49. IC 33-11.6-4-3.
  50. P.L. 40-1990, SEC. 50.
  51. IC 33-11.6-1-4.
  52. IC 33-11.6-4-14.



# **CASELOAD OF INDIANA'S SUPREME COURT, COURT OF APPEALS AND TAX COURT**

**In order to present a more complete composite of the workload of the entire Indiana judicial system, the 1989 caseload reports of the Indiana Supreme Court, Court of Appeals and the Tax Court are included herein. The information presented in these reports was obtained from the respective Court Administrators.**

SUPREME COURT OF INDIANA

CASES DISPOSED OF IN 1989

Cases Disposed of in 1989 . . . . .		1,017
CIVIL DIRECT APPEALS . . . . .		5
Majority Opinions . . . . .	5	
Dismissals . . . . .	0	
Orders . . . . .	0	
CIVIL TRANSFERS . . . . .		289
Majority Opinions . . . . .	40	
Dismissals . . . . .	12	
Orders . . . . .	235	
Per Curiam Opinions . . . . .	2	
CRIMINAL DIRECT APPEALS . . . . .		266
Majority Opinions . . . . .	266	
Dismissals . . . . .	0	
Orders . . . . .	0	
POST-CONVICTION DIRECT APPEALS . . . . .		14
Majority Opinions . . . . .	14	
Dismissals . . . . .	0	
Orders . . . . .	0	
CRIMINAL TRANSFERS . . . . .		137
Majority Opinions . . . . .	16	
Dismissals . . . . .	0	
Orders . . . . .	121	
POST-CONVICTION TRANSFERS . . . . .		173
Majority Opinions . . . . .	0	
Dismissals . . . . .	0	
Orders . . . . .	173	
ORIGINAL ACTIONS . . . . .		71
Majority Opinions . . . . .	4*	
Denied . . . . .	54	
Granted . . . . .	11	
Cancelled . . . . .	6	
CERTIFIED QUESTIONS . . . . .		1
Majority Opinions . . . . .	1	
Orders . . . . .	0	
MANDATE OF FUNDS . . . . .		0
Majority Opinions . . . . .	0	
Dismissals . . . . .	0	
Orders . . . . .	0	
WAIVER OF PARENTAL CONSENT . . . . .		0
Majority Opinions . . . . .	0	
Dismissals . . . . .	0	
Orders . . . . .	0	



SUPREME COURT OF INDIANA

CASES DISPOSED OF IN 1989 (con't)

DISCIPLINARY & UNAUTHORIZED PRACTICE . . . . .	38
Majority Opinions . . . . .	19
Dismissals . . . . .	1
Orders . . . . .	18
BAR EXAM REVIEWS . . . . .	21
Majority Opinions . . . . .	0
Dismissals . . . . .	0
Orders . . . . .	21
JUDICIAL DISCIPLINE . . . . .	0
Majority Opinions . . . . .	0
Dismissals . . . . .	0
Orders . . . . .	0
OTHER DISPOSITIONS . . . . .	2
Contempt - Per Curiam Opinions . . . . .	2

\*This number is not counted in the total dispositions because the 4 majority opinions have already been counted in either the "denied" or "granted " columns.

SUPREME COURT OF INDIANA

DISPOSITION ANALYSIS

DISPOSITIONS . . . . .	1,017
Majority & Per Curiam Opinions . . . . .	369
Dismissals . . . . .	19
Orders . . . . .	629

TOTAL MATTERS CONSIDERED AND HANDLED . . . . . 1,017

Of Which:	<u>CIVIL</u>	<u>295</u>	<u>29%</u>
	<u>CRIM.</u>	<u>590</u>	<u>58%</u>
	<u>ORIG. ACT.</u>	<u>71</u>	<u>7%</u>
	<u>DISCIPLINARY</u>	<u>38</u>	<u>4%</u>
	<u>BAR EXAM.</u>	<u>21</u>	<u>2%</u>
	<u>OTHER</u>	<u>2</u>	<u>0%</u>

TOTAL OPINIONS (Majority Only) 369 (in 36% of 1,017)

Of Which:	<u>CIVIL</u>	<u>48</u>	<u>13%</u>
	<u>CRIM.</u>	<u>296</u>	<u>80%</u>
	<u>ORIG. ACT.</u>	<u>4</u>	<u>1%</u>
	<u>DISCIPLINARY</u>	<u>19</u>	<u>5%</u>
	<u>OTHER</u>	<u>2</u>	<u>1%</u>

Civil cases include: direct civil appeals, civil transfers, certified questions, mandate of funds, waiver of parental consent.

Criminal cases include: direct criminal appeals, direct post-conviction appeals, criminal transfer petitions, post-conviction transfer opinions.

Disciplinary cases include: both attorney and judicial discipline.

SUPREME COURT OF INDIANA

PROGRESS REPORT

1989 CASE INVENTORIES & DISPOSITION SUMMARY

	Cases Pending as of 1/1/89	Cases Transmitted in 1989	Cases Disposed of in 1989	Cases Pending as of 12/31/89	
Civil Direct Appeals	5	8	5	8	
Civil Transfers	106	267	289	84	
Criminal Direct Appeals	233	175	266	142	
Post Conviction Direct Appeals	11	18	14	15	
Criminal Transfers	26	139	137	28	
Post Conviction Transfers	23	159	173	9	
Original Actions	2	71	71	2	
Certified Questions	1	0	1	0	
Mandate of Funds	0	2	0	2	
Waiver of Parental Consent	0	0	0	0	
Disc. & Unauthorized Practice	74	43	38	79	
Bar Exam Reviews	3	18	21	0	
Judicial Discipline	1	1	0	2	
Other Dispositions	0	2	2	0	
<b>TOTAL</b>	<b>485</b>	<b>903</b>	<b>1017</b>	<b>371</b>	<b>Net Change in Cases Pending: - 114</b>

SUPREME COURT OF INDIANA

Cases Disposed of by each Justice  
From January 1, 1989  
Thru December 31, 1989

	<sup>1</sup> Total Cases Disp.	Opin. Direct Appeal	<sup>2</sup> Re- Hearing	Opin. Orig. Action	Opin. Pet. Trans. (CIVIL)	Opin. Pet. Trans. (CRIM.)
SHEPARD, C.J.	108	22	1	2	12	6
DeBRULER, J.	82	21	0	0	5	5
GIVAN, J.	220	158	1	0	3	2
PIVARNIK, J.	126	58	1	1	9	1
DICKSON, J.	106	27	1	1	11	2
<b>TOTAL</b>	<b>642</b>	<b>286</b>	<b>4</b>	<b>4</b>	<b>40</b>	<b>16</b>

<sup>1</sup>This figure is the sum of opinions on Civil and Criminal Direct Appeals, Certified Questions, Mandate of Funds, Waiver of Parental Consent, Original Actions, opinions on Civil Petitions to Transfer, opinions on Criminal Petitions to Transfer and denials of Civil Petitions to Transfer and Criminal Petitions to Transfer without opinion. Opinions on rehearing are not counted since a disposition is credited for the original majority opinion. In addition, a dissenting opinion is not counted as a case disposition.

<sup>2</sup>Four (4) Opinions on Rehearing issued this year; 47 Petitions for Rehearings were DENIED without opinion.

SUPREME COURT OF INDIANA

Cases Disposed of by each Justice  
 From January 1, 1989  
 Thru December 31, 1989

Pet. Trans. w/o Opin. (CIVIL)	Pet. Trans. w/o Opin. (CRIM.)	Total Maj. Opin.	Con- curr. Opin.	Dis- sent. Opin.	Con./ Dis. Opin.
1	65	42	8	5	0
1	50	31	4	28	17
0	57	163	3	6	2
0	57	69	1	6	0
0	65	41	1	6	1
2	294	346	17	51	20

SUPREME COURT OF INDIANA

PENDING CASES AS OF DECEMBER 31, 1989

	Pending Cases as of December 31, 1989 (does not include <u>Pet. for Rehearing)</u>	Pending Petitions <u>for Rehearing</u>
SHEPARD, C.J. . . . .	29	1
DeBRULER, J. . . . .	55	1
GIVAN, J. . . . .	20	0
PIVARNIK, J. . . . .	32	4
DICKSON, J. . . . .	35	1
*UNASSIGNED CASES . . . . .	64	0
	-----	-----
TOTAL	235	7

\*As of September 30, 1986, unless a case is entitled to immediate distribution, it is placed in the unassigned cases file. When a Justice requests more cases to review, the Administrator assigns the oldest cases from the file.

SUPREME COURT OF INDIANA

COURT ACTION ON PETITIONS TO TRANSFER IN CIVIL CASES

Total number of Petitions DENIED . . . . .	234
Total number of Petitions DISMISSED . . . . .	12
Total number of Petitions GRANTED (w/o Opinion) . . . . .	1
Total number of Petitions ASSIGNED FOR Majority Opinions . . . . .	53
Total number of Petitions ASSIGNED for Dissenting Opinions . . . . .	2
Total number of Per Curiam Opinions . . . . .	2
Total number of Petitions to Transfer (CIVIL) Completed . . . . .	304

COURT ACTION TAKEN ON PETITIONS  
SEEKING WRITS OF MANDATE AND/OR PROHIBITION

Petitions for Writs SUBMITTED . . . . .	71
Petitions for Writs DENIED . . . . .	54
Petitions for Writs GRANTED . . . . .	11
Petitions for Writs CANCELLED . . . . .	6
Petitions for Writs of Mandate - ASSIGNED FOR OPINIONS . . . . .	6

SUPREME COURT OF INDIANA

DISCIPLINARY MATTERS

1989

Disciplinary Cases

Pending 1/1/89 . . . . .	74
New Matters Received . . . . .	43
Disposed . . . . .	38

Type of Disposition

Per Curiam Opinions . . . . .	19
Order Imposing Private Reprimand . . . . .	10
Order Accepting Resignation . . . . .	7
Order Dismissing . . . . .	1
Order declining Hearing Officer Appointment . . . . .	1

---

TOTAL . . . . . 38

Pending 12/31/89 . . . . . 79

Other

Orders of Reinstatement . . . . .	6
Orders of Temporary Suspension . . . . .	3
Orders of Petition to Reconsider . . . . .	9
Orders Rejecting Resignation . . . . .	2
Order Closing Contempt . . . . .	1



SUPREME COURT OF INDIANA

JUDICIAL  
DISCIPLINARY MATTERS

1989

VERIFIED COMPLAINTS DISPOSED . . . . .	0
Type of Disposition	
Public Reprimand . . . . .	0
<sup>1</sup> Order Imposing Private Reprimand . . . . .	0
<sup>1</sup> Order Accepting Resignation . . . . .	0
Dismissal of Complaint (by opinion) . . . . .	0
TOTAL . . . . .	0
PER CURIAM OPINIONS . . . . .	0
Matters Pending 12/31/89 . . . . .	2

<sup>1</sup>One (1) resignation in 1989 prior to filing verified complaint.

SUPREME COURT OF INDIANA

APPLICANT'S BAR EXAMINATION  
REVIEW PETITIONS HANDLED IN 1989

Total number of Petitions HANDLED . . . . .	21
Total number of Petitions AFFIRMED . . . . .	14
Total number of Petitions REVERSED . . . . .	7

PETITIONS FOR EXTENSION OF TIME AND MISCELLANEOUS ORDERS

Petitions for Extension of Time PROCESSED . . . . .	406
*Total Miscellaneous Orders . . . . .	686
Special Judge Appointments . . . . .	678
	-----
TOTAL . . . . .	1,770

\*Includes belated appeals, certiorari, hearing officer appointments -  
Disciplinary cases, amendments to briefs, appeal consolidations,  
dismissals and others.

INDIANA COURT OF APPEALS

PROGRESS REPORT

JANUARY 1, 1989 THROUGH DECEMBER 31, 1989

	JAN. THRU <u>JUNE</u>	JULY THRU <u>DEC.</u>	TOTAL FOR <u>YEAR</u>
PENDING ON THE COURT 1-1-89 . . . . .	371		
FULLY BRIEFED CASES:			
Civil Cases Distributed . . . . .	287	367	654
Expedited Cases Distributed . . . . .	20	14	34
Criminal Cases Distributed . . . . .	<u>345</u>	<u>483</u>	<u>828</u>
TOTAL . . . . .	652	864	1516
CASES DISPOSED OF:			
Cases Handed Down by Majority Opinion . . . . .	620	691	1311
Cases Disposed of by Order . . . . .	<u>8</u>	<u>15</u>	<u>23</u>
TOTAL . . . . .	628	706	1334*
NET CHANGE . . . . .	+24	+158	+182
PENDING ON THE COURT 6-30-89 . . . . .	395		
PENDING ON THE COURT 12-31-89 . . . . .			553
OPINIONS:			
Majority . . . . .	620	691	1311
Other . . . . .	<u>91</u>	<u>105</u>	<u>196</u>
TOTAL . . . . .	711	796	1507
MOTIONS, PETITIONS FOR TIME, MISC. ORDERS HANDLED DOWN . . . . .	2685	2603	5288
AVERAGE AGE OF PENDING CASES AS OF:			
6-30-89 . . . . .		3.6 months	
12-31-89 . . . . .		3.1 months	

\*Includes 52 Interlocutory Appeals

INDIANA COURT OF APPEALS

WORKLOAD AND PROGRESS

JANUARY 1, 1989 THROUGH DECEMBER 31, 1989

	Cases Pending 1-1-89	Total Cases Input w/Trans.	D I S P O S I T I O N S				Net Inc./Dec. Cases Pending	Cases Pending 12-31-89
			Majority Opinions	Trans. Out	Orders	Total		
RATLIFF, C.J.	29	134 (*5)	135	6	1	142	- 8	21
ROBERTSON, J.	8	142 (*5)	132	4	0	136	+ 6	14
NEAL, J. <sup>1</sup>	5	44 (*3)	37	1	0	38	- 5	0
BAKER, J. <sup>2</sup>	<u>N/A</u>	<u>79</u>	<u>75</u>	<u>1</u>	<u>1</u>	<u>77</u>	<u>+13</u>	<u>13</u>
FIRST DISTRICT TOTAL	42	399(*13)	379	12	2	393	+ 6	48
SHIELDS, P.J.	38	131 (*5)	93	1	4	98	+33	71
BUCHANAN, J.	54	131 (*1)	109	9	4	122	+ 9	63
SULLIVAN, J.	<u>76</u>	<u>97 (*4)</u>	<u>49</u>	<u>21</u>	<u>2</u>	<u>72</u>	<u>+25</u>	<u>101</u>
SECOND DISTRICT TOTAL	168	359(*10)	251	31	10	292	+67	235
GARRARD, P.J.	40	117 (*3)	102	0	3	105	+12	52
HOFFMAN, J.	29	163(*20)	150	3	0	153	+10	39
STATON, J.	<u>7</u>	<u>122 (*2)</u>	<u>98</u>	<u>0</u>	<u>1</u>	<u>99</u>	<u>+23</u>	<u>30</u>
THIRD DISTRICT TOTAL	76	402(*25)	350	3	4	357	+45	121
CHEZEM, P.J.	22	136 (*1)	105	0	1	106	+30	52
MILLER, J.	44	133 (*2)	121	2	3	126	+ 7	51
CONOVER, J.	<u>19</u>	<u>138</u>	<u>105</u>	<u>3</u>	<u>3</u>	<u>111</u>	<u>+27</u>	<u>46</u>
FOURTH DISTRICT TOTAL	85	407 (*3)	331	5	7	343	+64	149
COURT TOTAL	371	1567(*51)	1311	51	23	1385	+182	553

\*Transferred In

Note 1: Retired 5-27-89. Left 11 pending.

Note 2: Appointed 6-2-89. Assumed J. Neal's pending.

INDIANA COURT OF APPEALS

OPINIONS WRITTEN

JANUARY 1, 1989 THROUGH DECEMBER 31, 1989

	<u>Majority</u>			<u>Concurring</u>	<u>Dissenting</u>	<u>Rehearing</u>	<u>Other</u>	<u>TOTAL</u>
	TOTAL	PUB.	%					
RATLIFF, C.J.	135	30	22%	7	4	9	1	156
ROBERTSON, J.	132	49	37%	2	4	0	0	138
NEAL, J. <sup>1</sup>	37	16	43%	0	0	0	0	37
BAKER, J. <sup>2</sup>	<u>75</u>	<u>22</u>	<u>29%</u>	<u>4</u>	<u>6</u>	<u>2</u>	<u>0</u>	<u>87</u>
FIRST DISTRICT								
TOTAL	379	117	31%	13	14	11	1	418
SECOND DISTRICT								
SHIELDS, P.J.	93	26	28%	10	3	1	0	107
BUCHANAN, J.	109	15	14%	1	5	4	0	119
SULLIVAN, J.	<u>49</u>	<u>21</u>	<u>43%</u>	<u>15</u>	<u>16</u>	<u>0</u>	<u>0</u>	<u>80</u>
TOTAL	251	62	25%	26	24	5	0	306
THIRD DISTRICT								
GARRARD, P.J.	102	48	47%	6	3	0	0	111
HOFFMAN, J.	150	67	45%	10	19	1	1	181
STATON, J.	<u>98</u>	<u>33</u>	<u>34%</u>	<u>15</u>	<u>8</u>	<u>2</u>	<u>0</u>	<u>123</u>
TOTAL	350	148	42%	31	30	3	1	415
FOURTH DISTRICT								
CHEZEM, P.J.	105	35	33%	1	6	2	0	114
MILLER, J.	121	32	26%	4	9	1	0	135
CONOVER, J.	<u>105</u>	<u>32</u>	<u>30%</u>	<u>3</u>	<u>8</u>	<u>3</u>	<u>0</u>	<u>119</u>
TOTAL	331	99	30%	8	23	6	0	368
COURT TOTAL	1311	426	32%	78	91	25	2	1507

Note 1: Retired 5-27-89

Note 2: Appointed 6-2-89

INDIANA COURT OF APPEALS

AGE OF CASES PENDING

DECEMBER 31, 1989

	Less than 3 months	Between 4 and 6 months	Between 7 and 9 months	Between 10 and 12 months	More than 12 months
RATLIFF, C.J.	20	1 (*1)	0	0	0
ROBERTSON, J.	13	1 (**1)	0	0	0
BAKER, J.	<u>13</u>	<u>0</u>	<u>0</u>	<u>0</u>	<u>0</u>
FIRST DISTRICT TOTAL	46	2 (*1) (**1)	0	0	0
SHIELDS, P.J.	44 (**1)	16	8	2	1
BUCHANAN, J.	46	7	3	1	6
SULLIVAN, J.	<u>44 (**1)</u>	<u>15</u>	<u>16</u>	<u>19</u>	<u>7(**1)</u>
SECOND DISTRICT TOTAL	134 (**2)	38	27	22	14(**1)
GARRARD, P.J.	33	9	5	4(**1)	1
HOFFMAN, J.	39	0	0	0	0
STATON, J.	<u>23</u>	<u>5</u>	<u>1</u>	<u>1</u>	<u>0</u>
THIRD DISTRICT TOTAL	95	14	6	5(**1)	1
CHEZEM, P.J.	36	15	1	0	0
MILLER, J.	34	13	2	2	0
CONOVER, J.	<u>39</u>	<u>7</u>	<u>0</u>	<u>0</u>	<u>0</u>
FOURTH DISTRICT TOTAL	109	35	3	2	0
COURT TOTAL	384 (**2)	89 (*1) (**1)	36	29(**1)	15(**1)

\* Cases Retaining Jurisdiction

\*\* Cases delayed other than retaining jurisdiction.

INDIANA COURT OF APPEALS

ORAL ARGUMENTS

JANUARY 1, 1989 THROUGH DECEMBER 31, 1989

	JAN. THRU <u>JUNE</u>	JULY THRU <u>DEC.</u>	TOTAL FOR <u>YEAR</u>
FIRST DISTRICT:			
RATLIFF, C.J. . . . .	0	2	2
NEAL, J. . . . .	0	0	0
ROBERTSON, J. . . . .	1	1	2
Baker, J. . . . .	0	3	3
HEARINGS ON STAY . . . . .	<u>3</u>	<u>1</u>	<u>4</u>
	4	7	11
SECOND DISTRICT:			
SHIELDS, P.J. . . . .	4	0	4
BUCHANAN, J. . . . .	1	0	1
SULLIVAN, J. . . . .	0	0	0
HEARINGS ON STAY . . . . .	<u>3</u>	<u>0</u>	<u>3</u>
	8	0	8
THIRD DISTRICT:			
GARRARD, P.J. . . . .	2	0	2
HOFFMAN, J. . . . .	2	0	2
STATON, J. . . . .	0	0	0
HEARINGS ON STAY . . . . .	<u>0</u>	<u>3</u>	<u>3</u>
	4	3	7
FOURTH DISTRICT:			
CHEZEM, P.J. . . . .	4	3	7
MILLER, J. . . . .	2	1	3
CONOVER, J. . . . .	6	1	7
HEARINGS ON STAY . . . . .	<u>2</u>	<u>1</u>	<u>3</u>
	14	6	20
COURT TOTAL . . . . .	30	16	46

Note 1: Retired 5-27-89

Note 2: Appointed 6-2-89

INDIANA COURT OF APPEALS

PRE-APPEAL CONFERENCES

JANUARY 1, 1989 THROUGH DECEMBER 31, 1989

	ORDERS <u>FOR</u>	<u>DENIED</u>	<u>HELD</u>
RATLIFF, C.J. <sup>1</sup> . . . . .	6	116	7
NEAL, J. <sup>1</sup> . . . . .	2	1	2
ROBERTSON, J. <sup>2</sup> . . . . .	1	7	2
BAKER, J. <sup>2</sup> . . . . .	<u>2</u>	<u>2</u>	<u>1</u>
FIRST DISTRICT:	11	126	12
SHIELDS, P.J. . . . .	4	109	2
BUCHANAN, J. . . . .	0	0	0
SULLIVAN, J. . . . .	<u>3</u>	<u>4</u>	<u>5</u>
SECOND DISTRICT:	7	113	7
GARRARD, P.J. . . . .	0	50	0
HOFFMAN, J. . . . .	1	49	1
STATON, J. . . . .	<u>2</u>	<u>39</u>	<u>2</u>
THIRD DISTRICT:	3	138	3
CHEZEM, P.J. . . . .	3	42	3
MILLER, J. . . . .	3	51	3
CONOVER, J. . . . .	<u>1</u>	<u>49</u>	<u>2</u>
FOURTH DISTRICT:	7	142	8
COURT TOTAL . . . . .	28	519	30

Note 1: Retired 5-27-89

Note 2: Appointed 6-2-89



INDIANA COURT OF APPEALS

MOTIONS TO DISMISS OR AFFIRM

JANUARY 1, 1989 THROUGH DECEMBER 31, 1989

	<u>JAN.</u> <u>THRU</u> <u>JUNE</u>	<u>JULY</u> <u>THRU</u> <u>DEC.</u>	<u>TOTAL</u> <u>FOR</u> <u>YEAR</u>
MOTIONS TO DISMISS OR AFFIRM			
Pending 1-1-89 . . . . .	22		
Filed 1-1-89 through 6-30-89 . . . . .	60		
Filed 7-1-89 through 12-31-89 . . . . .	---	<u>96</u>	
TOTAL . . . . .	82	96	178
DISPOSED OF BY PER CURIAM OR OTHER OPINIONS AND BY ORDERS AND TRANSFER TO JUDGES' OFFICES . .			
	66	69	135
PENDING AS OF 12-31-89 . . . . .			
			43
TRANSFERRED TO A JUDGE'S OFFICE . . . . .			
	0	2	2
BY PER CURIAM OPINIONS . . . . .			
	0	0	0
BY ORDERS:			
Motion to Dismiss or Affirm Sustained . . . . .	28	29	57
Motion to Dismiss or Affirm Overruled . . . . .	33	37	70
Dismissed on Appellant's Motion . . . . .	1	0	1
Declining to Entertain Appeal . . . . .	0	0	0
Miscellaneous . . . . .	<u>4</u>	<u>1</u>	<u>5</u>
TOTAL DISPOSED OF . . . . .	66	69	135

INDIANA COURT OF APPEALS

STATISTICS REGARDING DISPOSITION OF  
CHIEF JUDGE MATTERS

JANUARY 1, 1989 THROUGH DECEMBER 31, 1989

	JAN. THRU JUNE	JULY THRU DEC.	TOTAL FOR YEAR
Petitions for Time to File Record Granted . . . . .	495	531	1026
Petitions for Time to File Record Denied . . . . .	9	6	15
Petitions for Time to File Appellant's Brief Granted . . . . .	474	561	1035
Petitions for Time to File Appellant's Brief Denied . . . . .	2	2	4
Petitions for Time to File Appellee's Brief Granted . . . . .	188	284	472
Petitions for Time to File Appellee's Brief Denied . . . . .	2	2	4
Petitions for Time to File Appellant's Reply Brief Granted . . . . .	60	99	159
Petitions for Time to File Appellant's Reply Brief Denied . . . . .	0	0	0
Petitions for Rehearing Granted . . . . .	0	0	0
Petitions for Rehearing Denied . . . . .	152	101	253
Petitions for Rehearing Granted with Opinion . . . . .	5	1	6
Petitions for Rehearing Denied with Opinion . . . . .	9	10	19
Orders Granting Withdrawal of Record . . . . .	66	63	129
Orders Denying Withdrawal of Record . . . . .	1	1	2
Orders Granting Consolidation of Appeals . . . . .	14	24	38
Orders Denying Consolidation of Appeals . . . . .	3	2	5
Orders Granting Writ of Certiorari . . . . .	49	43	92
Orders Denying Writ of Certiorari . . . . .	1	2	3
Orders Granting Appellants' Motions to Dismiss . . . . .	84	71	155
Orders Denying Appellants' Motions to Dismiss . . . . .	0	1	1
Orders Overruling Appellees' Motions to Dismiss or Affirm . . . . .	33	37	70
Orders Sustaining Appellees' Motions to Dismiss or Affirm . . . . .	28	29	57
Orders Declining to Entertain Appeal . . . . .	7	0	7
Orders Setting Oral Arguments . . . . .	34	16	50
Orders Denying Petition for Oral Argument . . . . .	46	50	96
Orders Granting Petitions to Amend Brief . . . . .	20	10	30
Orders Denying Petitions to Amend Brief . . . . .	0	3	3
Orders Granting Petitions to File Belated Appeal . . . . .	62	49	111
Orders Denying Petitions to File Belated Appeal . . . . .	4	3	7
Orders Granting Pre-Appeal Conference . . . . .	19	9	28
Orders Denying Pre-Appeal Conference . . . . .	372	147	519
Orders with Instructions from Pre-Appeal Conference . . . . .	23	8	31
Orders Granting Permissive Interlocutory Appeals . . . . .	38	19	57
Orders Denying Permissive Interlocutory Appeals . . . . .	10	14	24
Miscellaneous Orders . . . . .	<u>375</u>	<u>405</u>	<u>780</u>
<b>TOTAL . . . . .</b>	<b>2685</b>	<b>2603</b>	<b>5288</b>

INDIANA TAX COURT

1989 REPORT

I.	Total Cases Pending 12-31-89 . . . . .	71
	Total Cases Filed in 1989 . . . . .	71
II.	Dispositions . . . . .	70
	Dismissed - Settled . . . . .	56
	Decided on Merits . . . . .	14
III.	Total Pending 12-31-89 . . . . .	72
IV.	Analysis of Cases Filed in 1989:	
	A. State Board of . . . . .	48
	Personal Property . . . . .	20
	Real Property . . . . .	23
	Appropriation Issue . . . . .	1
	Assessment Issue . . . . .	38
	Exemption Issue . . . . .	6
	B. Department of Revenue . . . . .	27
	Income . . . . .	9
	Sales & Use . . . . .	11
	Special Fuels . . . . .	2
	Inheritance . . . . .	3
	Intangibles . . . . .	2
	Injunction Requests . . . . .	6
	Granted . . . . .	2
	Denied . . . . .	0
	Pending . . . . .	4
	C. County Elections:	
	Marion . . . . .	39
	Allen . . . . .	9
	St. Joseph . . . . .	2
	Lake . . . . .	12
	Vigo . . . . .	1
	Vanderburgh . . . . .	8
	Jefferson . . . . .	0
V.	Analysis of Pending Cases:	
	Settled - Dismissals Pending . . . . .	1
	Set for Trial . . . . .	15
	Proceedings Stayed Pending Outcome in Related Cases in This and Other Courts . . . . .	23
	Preliminary & Pleading Stages . . . . .	28
	Under Advisement . . . . .	5

# QUARTERLY CASE STATUS REPORTS

On a quarterly basis, the trial courts of the state provide the Division of State Court Administration with caseload information by filing a standard form (Quarterly Case Status Report). These reports contain information on the cases filed (including those that are received on a change of venue), disposed and pending at the beginning and end of the reporting period. This information is categorized by type of case based on classification which corresponds to a state-wide case numbering system. The reports also show the method of disposition for each type of case. Other matters, such as number of days with Judge Pro Tempore, number of trials disposed by Special Judges, number of cases heard or disposed by Masters, the use of Court Commissioner or Referee, and the number of days the Judge served in another county are also reported, but are not reflected in this report.

The Indiana Judicial Report is an annual compilation of the information submitted by the trial courts. Volume I contains a general overview of judicial activities and totals for the entire state. Volumes II and III present caseload information on a county-by-county basis with separate sub-totals for the courts of record and the other minor courts within the county. The case type designations have been abbreviated and correspond to case type designations used in a state-wide uniform case numbering system.

As used in this Report, the following definitions apply:

CP - Civil Plenary: This category is intended to cover the basic civil case not otherwise specifically listed on the form. It will generally include actions founded in tort and contract, actions dealing with real and personal property, as well as actions seeking equitable or injunctive relief.

SC - Small Claims: This category reflects the civil small claims filed on the small claims docket of the circuit, superior or county courts and civil cases in the Marion

County Small Claims Courts.

Re-docketed Civil: This category is intended to cover the proceedings which arise following the disposition of a civil matter. This category includes cases which are reversed on appeal, cases which are retried by reason of a ruling of the trial court and proceedings supplemental.

DM - Domestic Relations: This category reflects actions involving dissolutions of marriage, petitions for support, annulments and legal separations.

Re-docketed Domestic Relations: This category reflects matters which are reopened after an initial resolution. Most frequently, this category would consist of petitions for modification of custody or support. Actions for reciprocal enforcement of child support are included in this category.

MH - Mental Health: This category is intended to reflect proceedings involving mental health commitments. A proceeding seeking temporary commitment, an extension of temporary commitment, regular commitment or termination of a commitment would be reported in this category.

AD - Adoption: This category reflects the filing of petitions to adopt.

ES - Estates: This category reflects those cases which involve the probate of estates. Claims against the estate which are transferred for trial are listed as "Civil" matters.

GU - Guardianship: This category is intended to reflect the number of guardianships that are before the court during the reporting period. When application for appointment of a guardian is filed, the report reflects a "new filing" under this category. When the guardianship is discharged, the guardianship is considered closed and is counted out of the system.

TR - Trusts: As with guardianships, this category reflects trusts which are before the court during the reporting period.

MI - Miscellaneous: This category reflects routine civil matters which do not relate to any other pending litigation. This would include petitions for name change, appointment of appraisers, marriage waivers, tax warrants and petitions for temporary protective orders.

CF - Criminal Felony: This category covers all cases filed as felonies. If a defendant is charged with both, a felony and misdemeanor, the case is counted one time under the most serious charge.

CM - Criminal Misdemeanor: This category covers those criminal cases which are filed as misdemeanors.

Re-docketed Criminal: This category reflects those criminal matters (Felony and Misdemeanors) which have been reopened after being initially decided. This would include petitions for post-conviction relief, sentence modifications as well as retrials.

IF - Infractions: This category reflects all infraction cases. As with felonies and misdemeanors, when a defendant is charged with multiple offenses of varying severity, the case is reported one time in the category of the most serious offense.

OV - Ordinance Violations: This category reflects those cases where a defendant is charged with violating a local ordinance.

MC - Miscellaneous Criminal: These are criminal

matters which cannot be classified as a felony or misdemeanor but which require some degree of judicial scrutiny.

IC - Juvenile CHINS: This category reflects those juvenile cases before the court where a child is alleged to be a child in need of services.

ID - Juvenile Delinquency: This category reflects cases before the court in which a child is alleged to be a delinquent.

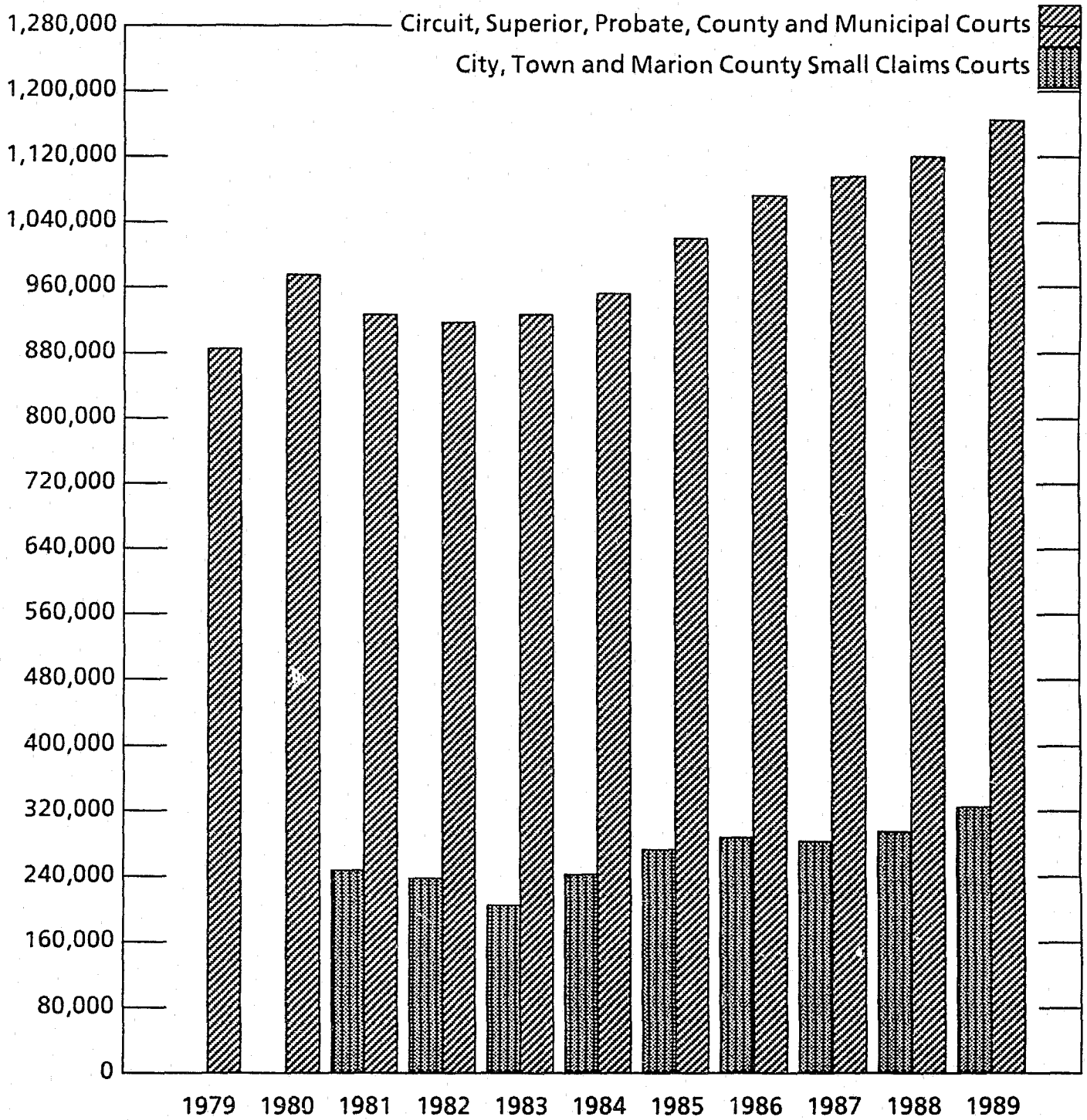
JP - Juvenile Paternity: This category reflects paternity actions filed by any of the parties specified by statute, including the prosecutor.

JM - Juvenile Miscellaneous: This category is intended to include those juvenile matters which are not specifically listed in the previous three categories. An example in this category would be approval by the court of informal adjustments.

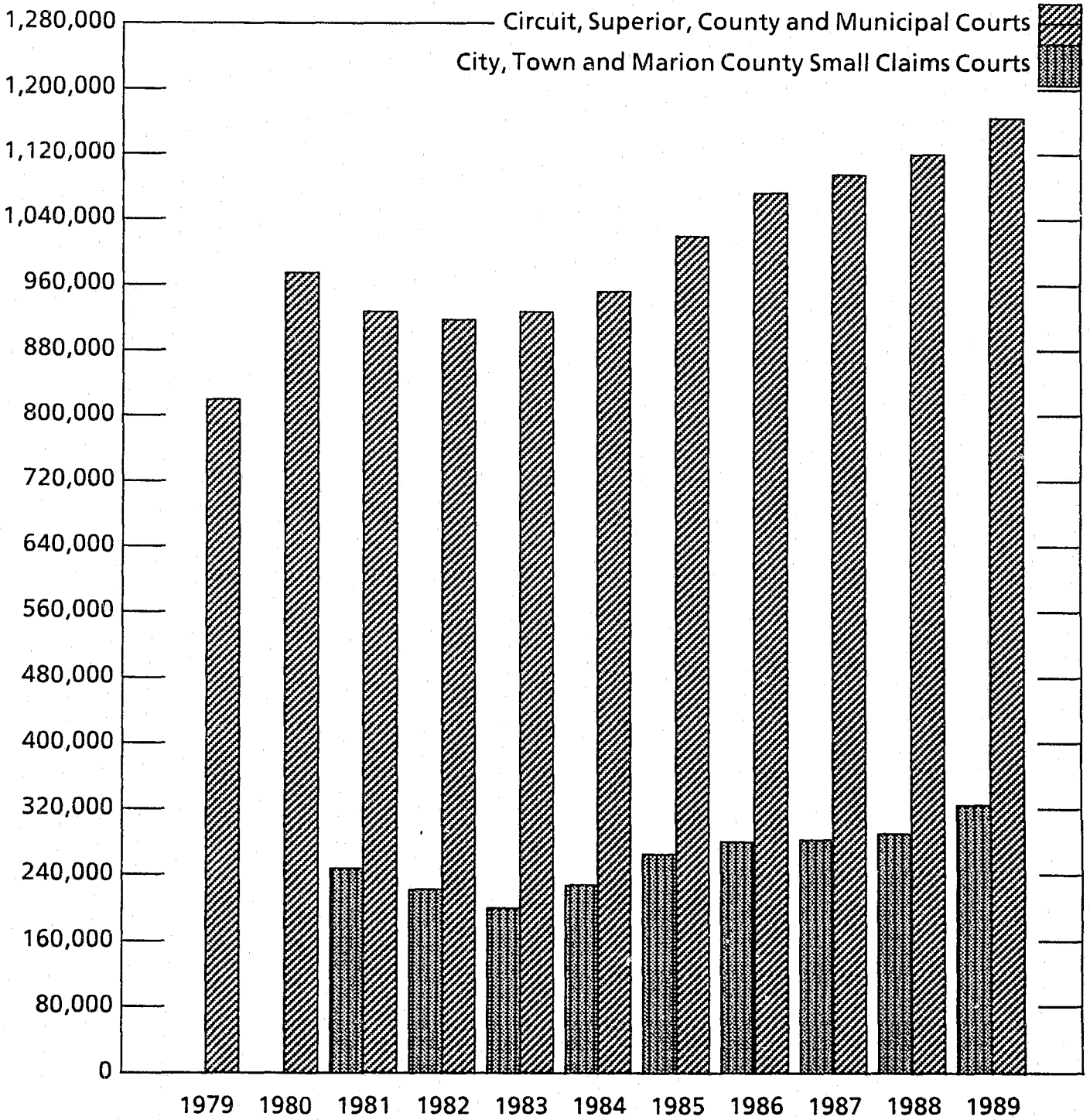
Re-docketed Juvenile: This category includes all juvenile matters (CHINS, Delinquency and Paternity) which have been decided and reopened. Examples falling in this category are review hearings in juvenile matters and revocation of probation.

PENDING - NAC: The "NAC" column in the Pending charts indicates the number of cases which are pending but in which the court can take no action. Many of these are criminal matters or infractions in which the defendant has failed to appear.

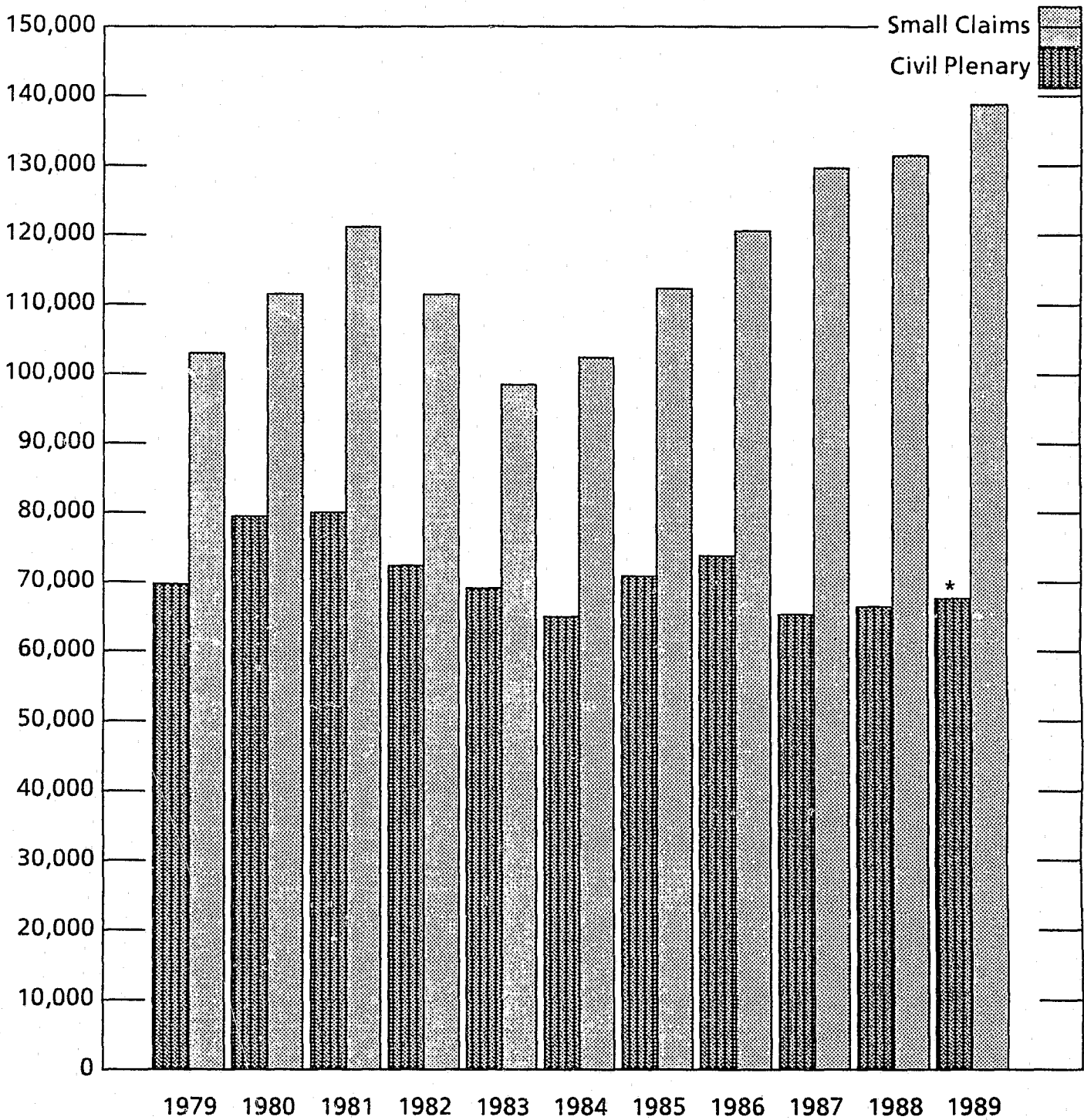
**TOTAL FILINGS**  
(INCLUDING RE-DOCKETED CASES)



**TOTAL DISPOSITIONS**  
(INCLUDING RE-DOCKETED CASES)



**NEW CASE FILINGS**  
**CIRCUIT, SUPERIOR, COUNTY AND MUNICIPAL COURTS**  
**CIVIL MATTERS**



\*Includes Civil Tort and Civil Plenary

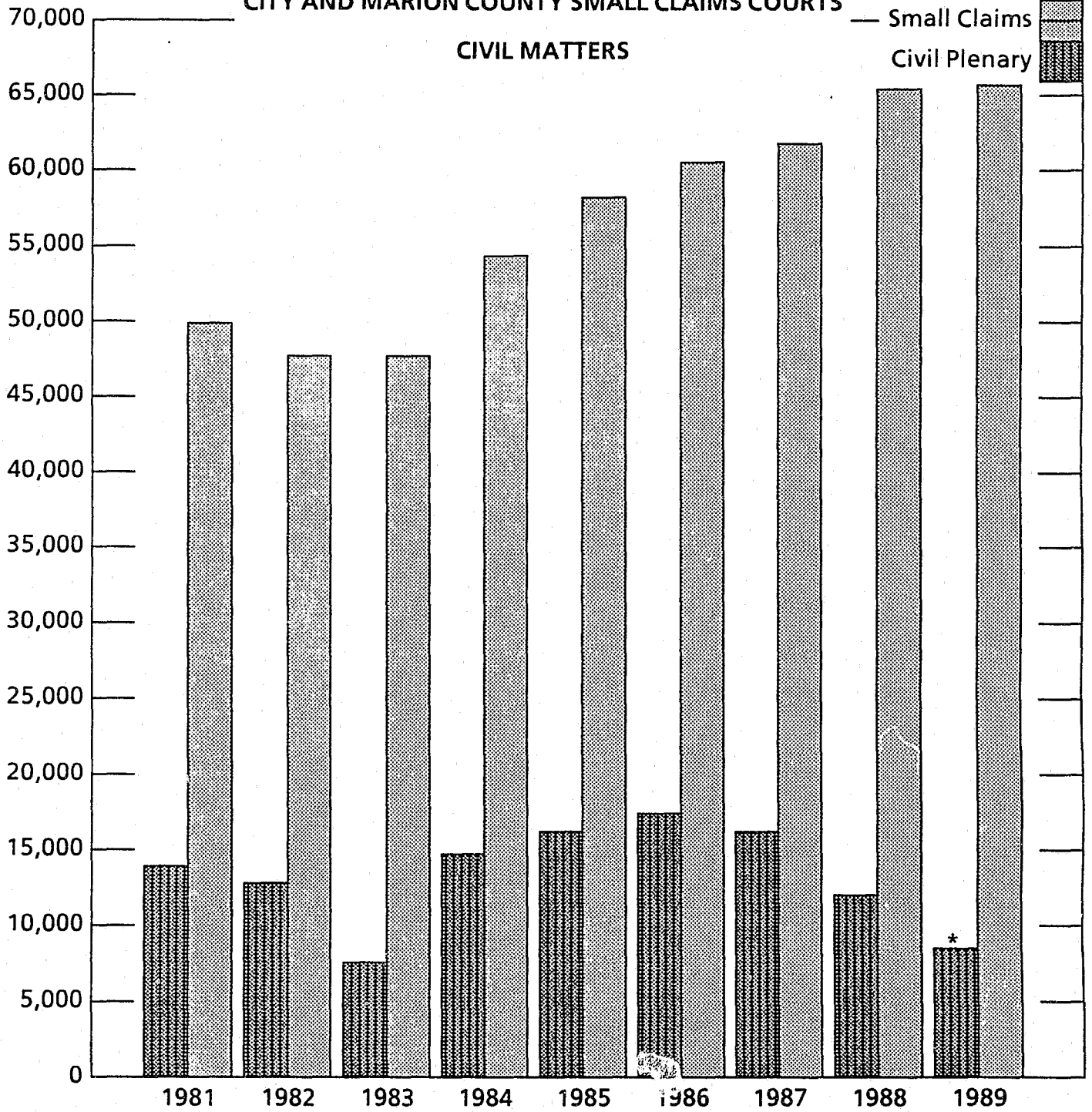


# NEW CASE FILINGS

## CITY AND MARION COUNTY SMALL CLAIMS COURTS

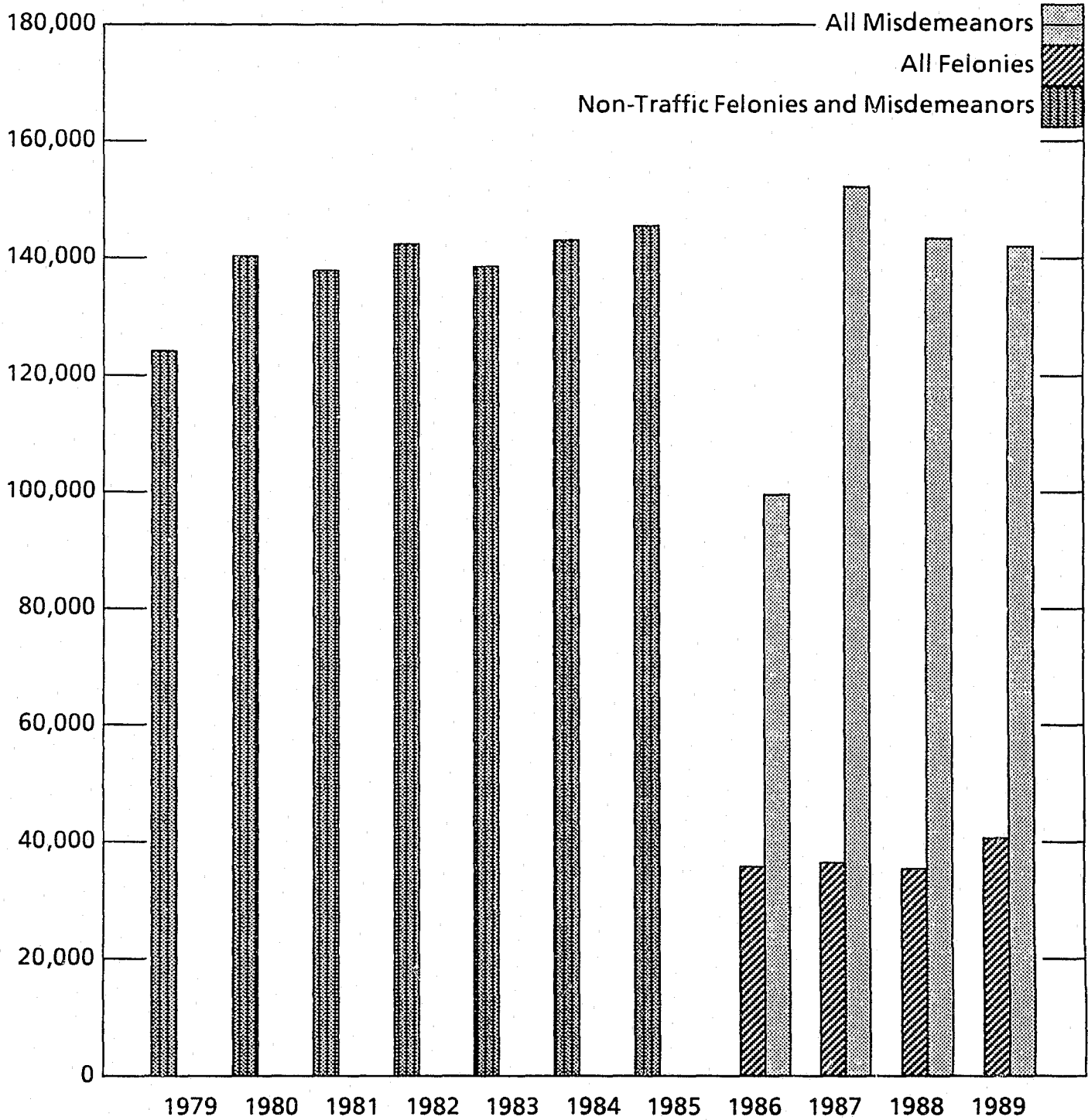
### CIVIL MATTERS

— Small Claims  
Civil Plenary



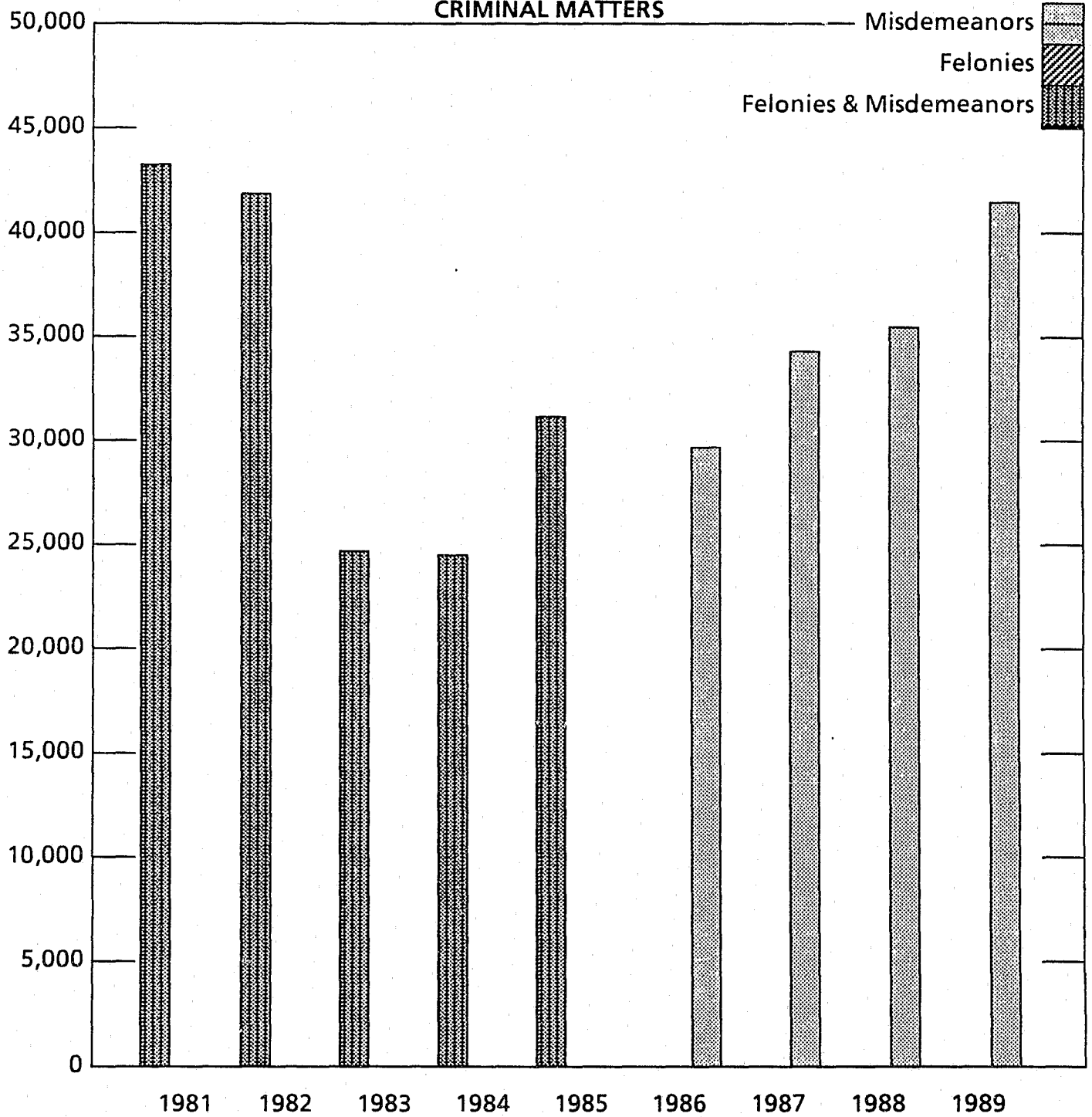
\* Includes Civil Tort and Civil Plenary

**NEW CASE FILINGS**  
**CIRCUIT, SUPERIOR, COUNTY AND MUNICIPAL COURTS**  
**CRIMINAL MATTERS**



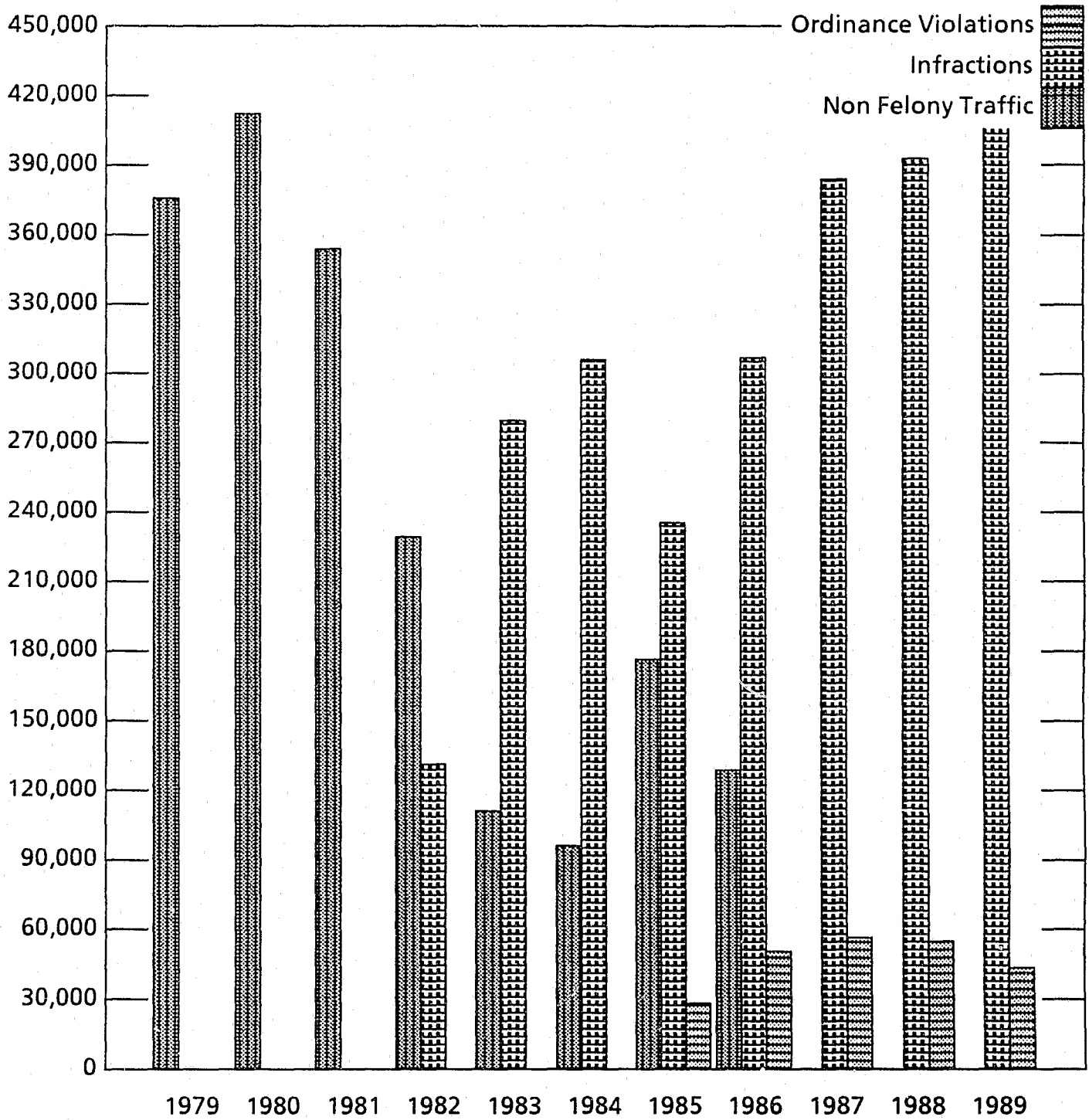
1 Prior to 1986 all non-traffic criminal matters were reported in one category without a distinction between Felonies and Misdemeanors.

**NEW CASE FILINGS  
CITY AND TOWN COURTS  
CRIMINAL MATTERS**



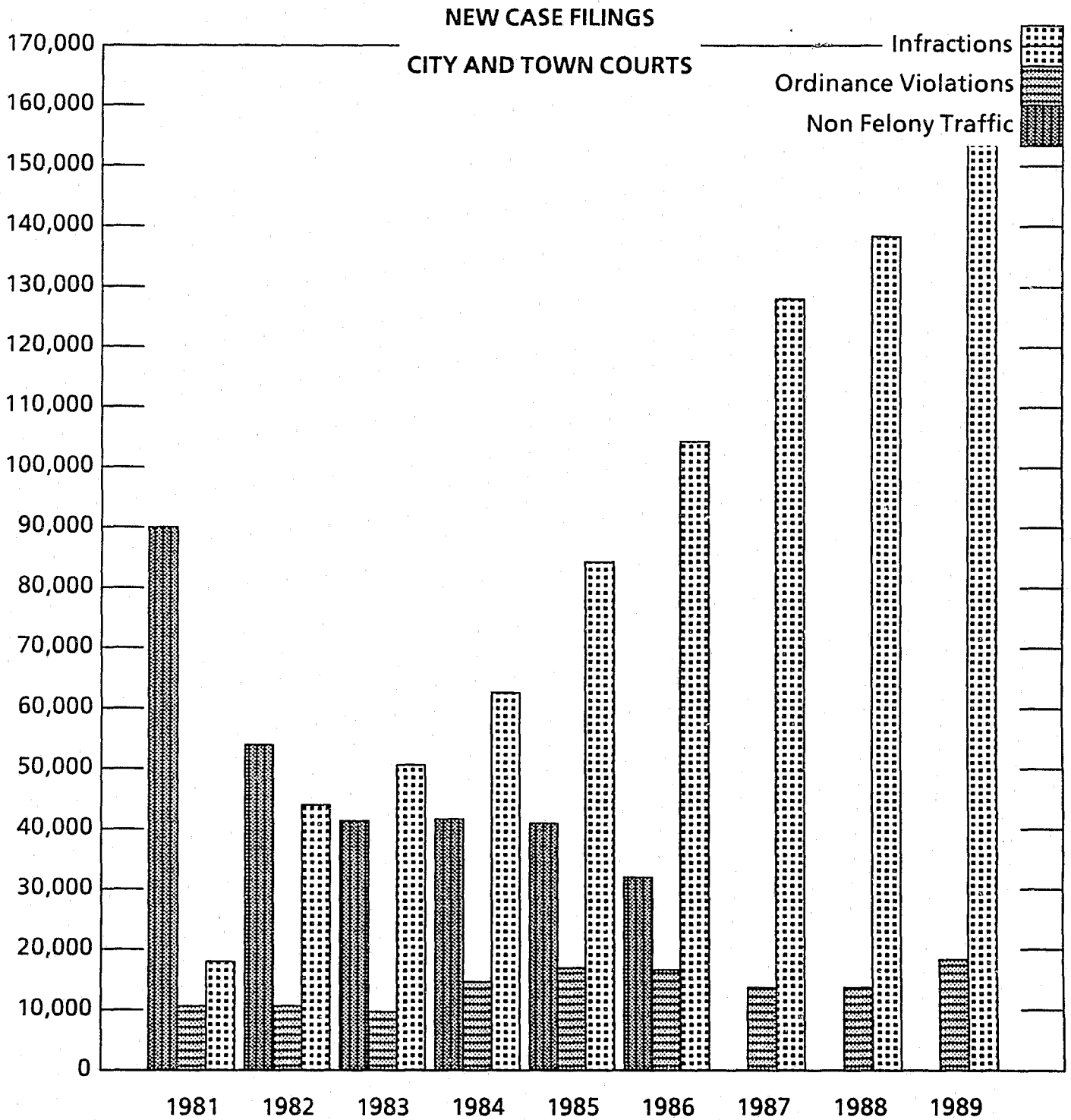
1 Prior to 1982 all of the traffic offenses were classified as misdemeanors. Thereafter, the legislature decriminalized most of the traffic violations and classified them as Civil Infractions.

**NEW CASE FILINGS**  
**CIRCUIT, SUPERIOR, COUNTY AND MUNICIPAL COURTS**



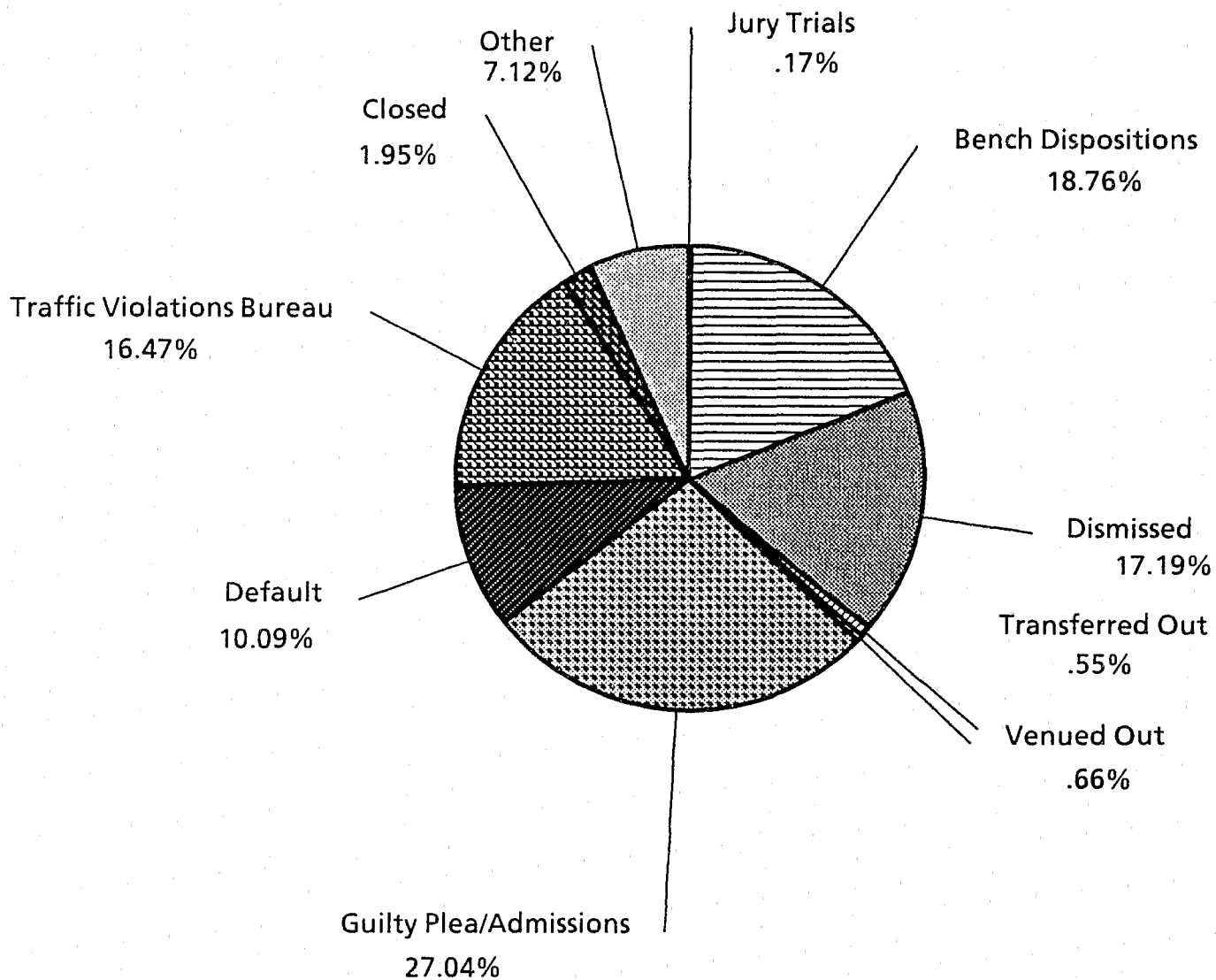
1 Prior to 1982 all traffic offenses were classified as misdemeanors. Thereafter, the legislature decriminalized most of the traffic violations and classified them as Civil Infractions.

2 Beginning in 1985, trial courts were required to report ordinance violations.



1 Prior to 1982 all traffic offenses were classified as misdemeanors. Thereafter, the Legislature decriminalized most of the traffic violations and classified them as Civil Infractions.

### 1989 METHOD OF CASE DISPOSITION



CASELOAD COMPARISON TABLE -- CASES FILED  
CIRCUIT, SUPERIOR, COUNTY AND MUNICIPAL COURTS ONLY

Type of Case	Year				
	1979	1980	1981	1982	1983
Criminal	124,318	140,344	137,976	142,508	138,645
Felony	X	X	X	X	X
Misdemeanor	X	X	X	X	X
Traffic Misdemeanors	375,934	411,983	354,232	229,617	111,412
Re-Docketed Criminal	3,621	5,105	6,984	7,921	9,002
Miscellaneous Criminal	X	X	X	X	X
Infractions	X	X	X	131,342	279,792
Ordinance Violations	X	X	X	X	X
Juvenile	25,068	27,732	26,315	29,002	28,596
Juvenile CHINS	X	X	X	X	X
Juvenile Delinquency	X	X	X	X	X
Juvenile Status	X	X	X	X	X
Juvenile Paternity	X	X	X	X	X
Juvenile Miscellaneous	X	X	X	X	X
Re-Docketed Juvenile	X	X	X	X	X
Civil Plenary	69,829	79,392	80,127	72,458	69,025
Civil Tort	X	X	X	X	X
Small Claims	103,046	111,448	121,114	111,436	98,625
Re-Docketed Civil	62,426	76,255	77,364	78,161	74,291
Dissolution/Domestic Relations	49,114	49,132	47,867	43,694	43,158
Re-Docketed Dissolution/ Domestic Relations	27,989	29,837	33,998	32,744	32,557
Mental Health	X	X	X	X	X
Probate/Adoption	22,197	21,799	22,281	20,939	20,949
Adoptions	X	X	X	X	X
Estates	X	X	X	X	X
Guardianship	5,206	5,532	5,550	5,504	5,914
Trusts	X	X	X	X	X
Other	17,298	16,745	13,463	12,990	14,433
Miscellaneous	X	X	X	X	X
<b>TOTAL</b> (Excluding Re-Docketed)	<b>792,010</b>	<b>864,107</b>	<b>808,925</b>	<b>799,490</b>	<b>810,549</b>
<b>TOTAL</b> (Including Re-Docketed)	<b>886,046</b>	<b>975,304</b>	<b>927,271</b>	<b>918,316</b>	<b>926,399</b>

CASELOAD COMPARISON TABLE -- CASES FILED (Continued)  
CIRCUIT, SUPERIOR, COUNTY AND MUNICIPAL COURTS ONLY

Year					
1984	1985	1986	1987	1988	1989
143,092	145,522	X	X	X	X
X	X	35,662	36,592	35,366	40,664
X	X	99,634	152,296	143,419	142,229
96,188	176,741	129,210	X*	X*	X*
9,626	10,828	11,893	13,555	15,400	20,387
X	X	X	2,949	2,662	3,553
305,953	235,782	306,635	383,637	392,643	418,072
X	27,955	49,931	56,589	54,934	43,191
30,347	29,263	30,469	X	X	X
X	X	X	4,809	4,458	4,149
X	X	X	15,985	17,284	15,300
X	X	X	X	X	1,957
X	X	X	12,489	13,385	12,943
X	X	X	8,012	7,536	7,493
X	X	X	X	6,811	11,883
65,018	70,969	73,825	65,408	66,358	61,891
X	X	X	X	X	5,765
102,325	112,221	120,638	129,800	131,608	138,681
78,541	82,250	90,090	93,011	103,587	114,497
43,095	42,873	42,863	46,106	47,086	47,603
34,222	37,569	34,505	34,865	36,924	36,258
X	X	X	4,897	4,311	4,776
21,690	21,772	21,041	X	X	X
X	X	X	3,082	3,315	3,304
X	X	X	17,053	17,933	17,710
6,334	6,599	6,935	6,098	6,287	6,128
X	X	X	211	199	186
16,261	18,460	18,984	X	X	X
X	X	X	7,615	8,051	6,955
830,303	888,157	935,827	953,628	956,835	982,550
952,692	1,018,804	1,072,315	1,095,059	1,119,557	1,165,575

\*Traffic Misdemeanors have been included in Total Misdemeanors.



CASELOAD COMPARISON TABLE -- CASES FILED  
CITY, TOWN AND MARION COUNTY SMALL CLAIMS COURTS

Type of Case	Year			
	1981	1982	1983	1984
Criminal	43,206	41,882	24,737	24,494
Felony	X	X	X	X
Misdemeanor	X	X	X	X
Traffic Misdemeanors	90,029	54,086	41,170	41,612
Re-Docketed Criminal	105	63	95	186
Miscellaneous Criminal	X	X	X	X
Infractions	17,899	44,088	50,661	62,597
Ordinance Violations	10,513	10,501	9,813	14,571
Juvenile	X	X	X	X
Juvenile CHINS	X	X	X	X
Juvenile Delinquency	X	X	X	X
Juvenile Status	X	X	X	X
Juvenile Paternity	X	X	X	X
Juvenile Miscellaneous	X	X	X	X
Re-Docketed Juvenile	X	X	X	X
Civil Plenary	13,924	12,896	7,554	14,673
Civil Tort	X	X	X	X
Small Claims	49,899	47,717	47,754	54,380
Re-Docketed Civil	20,734	25,400	22,518	26,625
Dissolution/Domestic Relations	X	X	X	X
Re-Docketed Dissolution/Domestic Relations	X	X	X	X
Mental Health	X	X	X	X
Probate/Adoption	X	X	X	X
Adoptions	X	X	X	X
Estates	X	X	X	X
Guardianship	X	X	X	X
Trusts	X	X	X	X
Other	1,604	1,402	1,470	2,120
Miscellaneous	X	X	X	X
<b>TOTAL</b> (Excluding Re-Docketed)	<b>227,074</b>	<b>212,572</b>	<b>183,159</b>	<b>214,447</b>
<b>TOTAL</b> (Including Re-Docketed)	<b>247,913</b>	<b>238,035</b>	<b>205,772</b>	<b>241,258</b>

CASELOAD COMPARISON TABLE -- CASES FILED (Continued)  
CITY, TOWN AND MARION COUNTY SMALL CLAIMS COURTS

	Year				
	1985	1986	1987	1988	1989
31,186	X	X	X	X	X
X	X	X	X	X	X
X	29,735	34,322	35,523	41,488	
41,054	31,938	X*	X*	X*	
310	1,350	626	524	731	
X	X	1,534	2,358	2,248	
84,370	104,354	128,023	138,365	159,978	
17,114	16,601	13,817	13,645	18,349	
X	X	X	X	X	
X	X	X	X	X	
X	X	X	X	X	
X	X	X	X	X	
X	X	X	X	X	
X	X	X	X	X	
X	X	X	X	X	
16,216	17,384	16,209	12,015	5,824	
X	X	X	X	2,626	
58,223	60,602	61,773	65,374	65,651	
23,241	22,438	24,438	26,434	26,536	
X	X	X	X	X	
X	X	X	X	X	
X	X	X	X	X	
X	X	X	X	X	
X	X	X	X	X	
X	X	X	X	X	
X	X	X	X	X	
X	X	X	X	X	
X	X	X	X	X	
X	X	X	X	X	
X	X	X	X	X	
2,023	1,910	X	X	X	
X	X	1,008	939	1,085	
250,186	262,524	256,686	268,219	297,249	
273,737	286,312	281,750	295,177	324,516	

\*Traffic Misdemeanors have been included in Total Misdemeanors.

CASELOAD COMPARISON TABLE -- CASES DISPOSED  
CIRCUIT, SUPERIOR, COUNTY AND MUNICIPAL COURTS ONLY

Type of Case	Year				
	1979	1980	1981	1982	1983
Criminal	104,518	118,803	127,105	130,468	128,563
Felony	X	X	X	X	X
Misdemeanor	X	X	X	X	X
Traffic Misdemeanors	354,731	389,905	356,179	227,825	111,571
Re-Docketed Criminal	3,546	4,958	6,321	7,454	8,030
Miscellaneous Criminal	X	X	X	X	X
Infractions	X	X	X	125,216	267,902
Ordinance Violations	X	X	X	X	X
Juvenile	22,329	26,462	25,570	29,783	27,491
Juvenile CHINS	X	X	X	X	X
Juvenile Delinquency	X	X	X	X	X
Juvenile Status	X	X	X	X	X
Juvenile Paternity	X	X	X	X	X
Juvenile Miscellaneous	X	X	X	X	X
Re-Docketed Juvenile	X	X	X	X	X
Civil Plenary	69,483	72,640	80,321	79,527	74,673
Civil Tort	X	X	X	X	X
Small Claims	95,388	107,342	118,095	117,796	100,555
Re-Docketed Civil	49,880	57,650	65,611	64,210	67,785
Dissolution/Domestic Relations	50,854	48,053	47,947	45,849	43,640
Re-Docketed Dissolution/ Domestic Relations	26,969	27,111	30,905	32,326	31,048
Mental Health	X	X	X	X	X
Probate/Adoption	20,644	21,743	19,497	20,169	19,394
Adoptions	X	X	X	X	X
Estates	X	X	X	X	X
Guardianship	4,508	4,185	5,311	5,013	4,982
Trusts	X	X	X	X	X
Other	16,514	14,373	13,518	13,022	13,514
Miscellaneous	X	X	X	X	X
<b>TOTAL</b> (Excluding Re-Docketed)	<b>738,969</b>	<b>803,506</b>	<b>793,543</b>	<b>794,668</b>	<b>792,285</b>
<b>TOTAL</b> (Including Re-Docketed)	<b>819,364</b>	<b>893,225</b>	<b>896,380</b>	<b>898,658</b>	<b>899,148</b>

CASELOAD COMPARISON TABLE -- CASES DISPOSED (Continued)  
CIRCUIT, SUPERIOR, COUNTY AND MUNICIPAL COURTS ONLY

-----					
Year					
1984	1985	1986	1987	1988	1989
-----					
125,322	125,723	X	X	X	X
X	X	29,956	32,507	33,966	38,113
X	X	89,263	134,970	136,451	129,511
95,413	166,014	118,234	X*	X*	X*
8,239	9,599	11,296	11,580	14,246	17,009
X	X	X	2,405	2,448	3,361
290,011	229,258	291,814	374,464	354,768	403,268
X	23,197	44,346	55,038	50,645	39,333
27,985	29,269	28,362	X	X	X
X	X	X	5,531	4,260	4,011
X	X	X	15,999	14,384	13,361
X	X	X	X	X	930
X	X	X	12,198	12,298	10,093
X	X	X	7,243	6,801	7,390
X	X	X	X	6,086	10,282
69,279	73,662	74,046	72,875	69,835	68,927
X	X	X	X	X	2,300
99,481	106,476	122,915	128,299	130,249	135,538
81,886	75,504	87,129	82,360	91,436	97,036
44,151	43,201	42,597	44,868	44,565	46,783
37,359	37,872	33,758	34,193	36,234	35,605
X	X	X	4,477	3,856	4,607
19,639	21,182	19,012	X	X	X
X	X	X	3,184	3,098	3,055
X	X	X	16,155	16,389	16,485
5,541	5,893	5,046	5,233	5,124	4,678
X	X	X	561	202	147
15,136	17,689	17,884	X	X	X
X	X	X	6,628	7,429	5,737
-----					
791,958	841,564	883,475	922,635	896,768	937,628
-----					
919,442	964,539	1,015,658	1,050,768	1,044,770	1,097,560
-----					

\*Traffic Misdemeanors have been included in Total Misdemeanors.

CASELOAD COMPARISON TABLE -- CASES DISPOSED  
CITY, TOWN AND MARION COUNTY SMALL CLAIMS COURTS

Type of Case	Year			
	1981	1982	1983	1984
Criminal	30,779	36,111	24,231	23,233
Felony	X	X	X	X
Misdemeanor	X	X	X	X
Traffic Misdemeanors	88,345	53,168	40,971	39,063
Re-Docketed Criminal	106	61	72	171
Miscellaneous Criminal	X	X	X	X
Infractions	15,204	40,784	47,698	61,353
Ordinance Violations	8,252	9,490	9,639	11,684
Juvenile	X	X	X	X
Juvenile CHINS	X	X	X	X
Juvenile Delinquency	X	X	X	X
Juvenile Status	X	X	X	X
Juvenile Paternity	X	X	X	X
Juvenile Miscellaneous	X	X	X	X
Re-Docketed Juvenile	X	X	X	X
Civil Plenary	13,073	13,685	7,413	9,766
Civil Tort	X	X	X	X
Small Claims	45,906	45,991	46,892	55,510
Re-Docketed Civil	16,217	21,834	21,793	25,464
Dissolution/Domestic Relations	X	X	X	X
Re-Docketed Dissolution/Domestic Relations	X	X	X	X
Mental Health	X	X	X	X
Probate/Adoption	X	X	X	X
Adoptions	X	X	X	X
Estates	X	X	X	X
Guardianship	X	X	X	X
Trusts	X	X	X	X
Other	1,302	1,459	1,300	1,580
Miscellaneous	X	X	X	X
<b>TOTAL</b> <b>(Excluding Re-Docketed)</b>	<b>202,861</b>	<b>200,688</b>	<b>178,144</b>	<b>202,189</b>
<b>TOTAL</b> <b>(Including Re-Docketed)</b>	<b>219,184</b>	<b>222,583</b>	<b>200,009</b>	<b>227,824</b>



TOTAL CASES PENDING AS OF JANUARY 1, 1989

SUMMARY

	Circuit, Superior & Probate Courts	County Courts & Municipal Courts	City & Town Courts	Marion County Small Claims Courts	TOTAL
Criminal Felony	24,102	8,936	0	0	33,038
Criminal Misdemeanor	57,564	42,444	21,161	0	121,169
Re-Docketed Criminal	8,986	1,860	266	0	11,112
Miscellaneous Criminal	546	2,038	700	0	3,284
Infractions	74,620	34,278	31,566	0	140,464
Ordinance Violations	7,482	6,981	9,754	0	24,217
Juvenile CHIN	6,454	0	0	0	6,454
Juvenile Delinquency	14,969	0	0	0	14,969
Juvenile Status	167	0	0	0	167
Juvenile Paternity	12,650	0	0	0	12,650
Juvenile Miscellaneous	2,285	0	0	0	2,285
Re-Docketed Juvenile	2,622	0	0	0	2,622
Civil Plenary	89,312	8,147	7,381	0	104,840
Civil Tort	223	0	10,746	0	10,969
Small Claims	48,847	14,433	1,971	16,725	81,976
Re-Docketed Civil	87,313	18,263	118	9,682	115,376
Domestic Relations	44,108	0	0	0	44,108
Re-Docketed Domestic Relations	25,939	6	0	0	25,945
Mental Health	3,714	1,545	0	0	5,259
Adoptions	2,737	0	0	0	2,737
Estates	42,166	0	0	0	42,166
Guardianships	40,603	0	0	0	40,603
Trusts	1,679	0	0	0	1,679
Miscellaneous	5,072	63	0	35	5,170
<b>TOTAL</b>	<b>604,160</b>	<b>138,994</b>	<b>83,663</b>	<b>26,442</b>	<b>853,259</b>

TOTAL CASES FILED IN 1989

SUMMARY

	Circuit, Superior & Probate Courts	County Courts & Municipal Courts	City & Town Courts	Marion County Small Claims Courts	TOTAL
Criminal Felony	26,358	14,306	0	0	40,664
Criminal Misdemeanor	77,310	64,919	41,488	0	183,717
Re-Docketed Criminal	16,364	4,023	731	0	21,118
Miscellaneous Criminal	2,647	906	2,248	0	5,801
Infractions	259,346	158,726	159,978	0	578,050
Ordinance Violations	23,389	19,802	18,349	0	61,540
Juvenile CHINS	4,149	0	0	0	4,149
Juvenile Delinquency	15,300	0	0	0	15,300
Juvenile Status	1,957	0	0	0	1,957
Juvenile Paternity	12,943	0	0	0	12,943
Juvenile Miscellaneous	7,493	0	0	0	7,493
Re-Docketed Juvenile	11,883	0	0	0	11,883
Civil Plenary	47,703	14,188	5,824	0	67,715
Civil Tort	5,697	68	2,626	0	8,391
Small Claims	93,117	45,564	867	64,784	204,332
Re-Docketed Civil	82,879	31,618	2,202	24,334	141,033
Domestic Relations	47,603	0	0	0	47,603
Re-Docketed Domestic Relations	36,251	7	0	0	36,258
Mental Health	4,110	666	0	0	4,776
Adoptions	3,304	0	0	0	3,304
Estates	17,710	0	0	0	17,710
Guardianships	6,128	0	0	0	6,128
Trusts	186	0	0	0	186
Miscellaneous	6,689	266	28	1,057	8,040
<b>TOTAL</b>	<b>810,516</b>	<b>355,059</b>	<b>234,341</b>	<b>90,175</b>	<b>1,490,091</b>



CASES VENUED-IN

SUMMARY

	Circuit, Superior & Probate Courts	County Courts & Municipal Courts	City & Town Courts	Marion County Small Claims Courts	TOTAL
Criminal Felony	122	1	0	0	123
Criminal Misdemeanor	30	41	5	0	76
Re-Docketed Criminal	15	0	0	0	15
Miscellaneous Criminal	22	0	0	0	22
Infractions	349	3	271	0	623
Ordinance Violations	0	0	0	0	0
Juvenile CHINS	47	0	0	0	47
Juvenile Delinquency	20	0	0	0	20
Juvenile Status	1	0	0	0	1
Juvenile Paternity	34	0	0	0	34
Juvenile Miscellaneous	10	0	0	0	10
Re-Docketed Juvenile	11	0	0	0	11
Civil Plenary	3,595	25	0	0	3,620
Civil Tort	1,958	0	0	0	1,958
Small Claims	27	9	0	584	620
Re-Docketed Civil	154	1	0	0	155
Domestic Relations	1,154	0	0	0	1,154
Re-Docketed Domestic Relations	184	0	0	0	184
Mental Health	3	0	0	0	3
Adoptions	6	0	0	0	6
Estates	5	0	0	0	5
Guardianships	9	0	0	0	9
Trusts	6	0	0	0	6
Miscellaneous	37	1	0	0	38
<b>TOTAL</b>	<b>7,799</b>	<b>81</b>	<b>276</b>	<b>584</b>	<b>8,740</b>

TOTAL CASES DISPOSED IN 1989

SUMMARY

	Circuit, Superior & Probate Courts	County Courts & Municipal Courts	City & Town Courts	Marion County Small Claims Courts	TOTAL
Criminal Felony	24,447	13,666	0	0	38,113
Criminal Misdemeanor	66,726	62,785	35,862	0	165,373
Re-Docketed Criminal	13,764	3,245	518	0	17,527
Miscellaneous Criminal	2,469	892	2,022	0	5,383
Infractions	246,254	157,014	143,668	0	546,936
Ordinance Violations	19,075	20,258	15,668	0	55,001
Juvenile CHINS	4,011	0	0	0	4,011
Juvenile Delinquency	13,361	0	0	0	13,361
Juvenile Status	930	0	0	0	930
Juvenile Paternity	10,093	0	0	0	10,093
Juvenile Miscellaneous	7,390	0	0	0	7,390
Re-Docketed Juvenile	10,282	0	0	0	10,282
Civil Plenary	54,236	14,691	5,827	0	74,754
Civil Tort	2,278	22	3,281	0	5,581
Small Claims	92,702	42,836	566	62,730	198,834
Re-Docketed Civil	69,320	27,716	2,110	23,251	122,397
Domestic Relations	46,783	0	0	0	46,783
Re-Docketed Domestic Relations	35,598	7	0	0	35,605
Mental Health	3,762	845	0	0	4,607
Adoptions	3,055	0	0	0	3,055
Estates	16,485	0	0	0	16,485
Guardianships	4,678	0	0	0	4,678
Trusts	147	0	0	0	147
Miscellaneous	5,498	239	25	944	6,706
<b>TOTAL</b>	<b>753,344</b>	<b>344,216</b>	<b>209,547</b>	<b>86,925</b>	<b>1,394,032</b>

TOTAL CASES PENDING AS OF DECEMBER 31, 1989

SUMMARY

	Circuit, Superior & Probate Courts	County Courts & Municipal Courts	City & Town Courts	Marion County Small Claims Courts	TOTAL
Criminal Felony	26,135	9,577	0	0	35,712
Criminal Misdemeanor	68,178	44,619	26,792	0	139,589
Re-Docketed Criminal	11,601	2,638	479	0	14,718
Miscellaneous Criminal	746	2,052	926	0	3,724
Infractions	88,061	35,993	48,147	0	172,201
Ordinance Violations	11,796	6,525	12,435	0	30,756
Juvenile CHINS	6,639	0	0	0	6,639
Juvenile Delinquency	16,928	0	0	0	16,928
Juvenile Status	1,195	0	0	0	1,195
Juvenile Paternity	15,534	0	0	0	15,534
Juvenile Miscellaneous	2,398	0	0	0	2,398
Re-Docketed Juvenile	4,234	0	0	0	4,234
Civil Plenary	86,374	7,669	7,378	0	101,421
Civil Tort	5,600	46	10,091	0	15,737
Small Claims	49,289	17,170	2,272	19,363	88,094
Re-Docketed Civil	101,026	22,166	210	10,765	134,167
Domestic Relations	46,082	0	0	0	46,082
Re-Docketed Domestic Relations	26,776	6	0	0	26,782
Mental Health	4,065	1,366	0	0	5,431
Adoptions	2,992	0	0	0	2,992
Estates	43,396	0	0	0	43,396
Guardianships	42,062	0	0	0	42,062
Trusts	1,724	0	0	0	1,724
Miscellaneous	6,300	91	3	148	6,542
<b>TOTAL</b>	<b>669,131</b>	<b>149,918</b>	<b>108,733</b>	<b>30,276</b>	<b>958,058</b>

1989 METHOD OF CASE DISPOSITION

	Circuit Superior & Probate Courts	County Courts & Municipal Courts	City & Town Courts	Marion County Small Claims Courts	TOTAL
Jury	2,115	252	2	0	2,369
Bench	183,461	38,475	17,986	21,583	261,505
Dismissed	136,214	66,983	22,922	13,543	239,662
Transferred	5,112	1,879	1,900	365	9,256
Venued Out	6,389	317	87	804	7,597
Guilty Plea/Admissions	136,275	122,970	117,698	0	376,943
Default	62,869	28,710	5,188	43,829	140,596
Violations Bureau	156,383	41,412	31,840	0	229,635
Closed	22,251	4,621	370	0	27,242
Other	42,275	38,597	11,554	6,801	99,227
<b>TOTAL</b>	<b>753,344</b>	<b>344,216</b>	<b>209,547</b>	<b>86,925</b>	<b>1,394,032</b>

METHOD OF CASE DISPOSITION -- JURY TRIALS

CRIMINAL

	Circuit Superior & Probate Courts	County Courts & Municipal Courts	City & Town Courts	Marion County Small Claims Courts	TOTAL
Criminal Felony	1,148	105	0	0	1,253
Criminal Misdemeanor	151	99	1	0	251
Re-Docketed Criminal	8	2	0	0	10
Miscellaneous Criminal	2	1	0	0	3
Infractions	15	5	0	0	20
Ordinance Violations	0	0	0	0	0
Juvenile CHINS	0	0	0	0	0
Juvenile Delinquency	0	0	0	0	0
Juvenile Status	0	0	0	0	0
Juvenile Paternity	13	0	0	0	13
Juvenile Miscellaneous	0	0	0	0	0
Re-Docketed Juvenile	0	0	0	0	0

CIVIL

Civil Plenary	675	40	1	0	716
Civil Tort	15	0	0	0	15
Small Claims	0	0	0	0	0
Re-Docketed Civil	4	0	0	0	4
Domestic Relations	53	0	0	0	53
Re-Docketed Domestic Relations	0	0	0	0	0
Mental Health	0	0	0	0	0
Adoptions	4	0	0	0	4
Estates	1	0	0	0	1
Guardianships	1	0	0	0	1
Trusts	0	0	0	0	0
Miscellaneous	25	0	0	0	25
<b>TOTAL</b>	<b>2,115</b>	<b>252</b>	<b>2</b>	<b>0</b>	<b>2,369</b>

METHOD OF CASE DISPOSITION -- BENCH TRIALS

CRIMINAL

	Circuit Superior & Probate Courts	County Courts & Municipal Courts	City & Town Courts	Marion County Small Claims Courts	TOTAL
Criminal Felony	1,679	573	0	0	2,252
Criminal Misdemeanor	3,529	3,630	7,306	0	14,465
Re-Docketed Criminal	6,298	954	118	0	7,370
Miscellaneous Criminal	1,306	332	456	0	2,094
Infractions	6,005	5,367	7,972	0	19,344
Ordinance Violations	835	1,264	1,671	0	3,770
Juvenile CHINS	2,489	0	0	0	2,489
Juvenile Delinquency	5,328	0	0	0	5,328
Juvenile Status	203	0	0	0	203
Juvenile Paternity	7,755	0	0	0	7,755
Juvenile Miscellaneous	1,085	0	0	0	1,085
Re-Docketed Juvenile	7,293	0	0	0	7,293

CIVIL

Civil Plenary	11,438	2,782	372	0	14,592
Civil Tort	154	3	7	0	164
Small Claims	24,113	12,606	57	13,953	50,729
Re-Docketed Civil	32,558	10,458	24	6,776	49,816
Domestic Relations	32,007	0	0	0	32,007
Re-Docketed Domestic Relations	26,427	2	0	0	26,429
Mental Health	1,950	366	0	0	2,316
Adoptions	2,042	0	0	0	2,042
Estates	5,021	0	0	0	5,021
Guardianships	1,478	0	0	0	1,478
Trusts	39	0	0	0	39
Miscellaneous	2,429	138	3	854	3,424
<b>TOTAL</b>	<b>183,461</b>	<b>38,475</b>	<b>17,986</b>	<b>21,583</b>	<b>261,505</b>

METHOD OF CASE DISPOSITION -- DISMISSED

CRIMINAL

	Circuit Superior & Probate Courts	County Courts & Municipal Courts	City & Town Courts	Marion County Small Claims Courts	TOTAL
Criminal Felony	4,077	1,895	0	0	5,972
Criminal Misdemeanor	19,952	18,482	6,305	0	44,739
Re-Docketed Criminal	3,112	736	124	0	3,972
Miscellaneous Criminal	78	80	120	0	278
Infractions	14,653	20,377	8,756	0	43,786
Ordinance Violations	696	4,128	2,847	0	7,671
Juvenile CHINS	974	0	0	0	974
Juvenile Delinquency	3,154	0	0	0	3,154
Juvenile Status	169	0	0	0	169
Juvenile Paternity	1,296	0	0	0	1,296
Juvenile Miscellaneous	942	0	0	0	942
Re-Docketed Juvenile	917	0	0	0	917

CIVIL

Civil Plenary	20,386	4,965	2,370	0	27,721
Civil Tort	694	15	292	0	1,001
Small Claims	25,165	11,622	30	8,919	45,736
Re-Docketed Civil	21,625	4,528	2,078	4,536	32,767
Domestic Relations	10,155	0	0	0	10,155
Re-Docketed Domestic Relations	5,290	3	0	0	5,293
Mental Health	959	97	0	0	1,056
Adoptions	166	0	0	0	166
Estates	229	0	0	0	229
Guardianships	399	0	0	0	399
Trusts	1	0	0	0	1
Miscellaneous	1,125	55	0	88	1,268
<b>TOTAL</b>	<b>136,214</b>	<b>66,983</b>	<b>22,922</b>	<b>13,543</b>	<b>239,662</b>

METHOD OF CASE DISPOSITION -- TRANSFERRED OUT

CRIMINAL

	Circuit Superior & Probate Courts	County Courts & Municipal Courts	City & Town Courts	Marion County Small Claims Courts	TOTAL
Criminal Felony	1,112	242	0	0	1,354
Criminal Misdemeanor	537	853	1,235	0	2,625
Re-Docketed Criminal	63	0	0	0	63
Miscellaneous Criminal	108	10	1	0	119
Infractions	292	324	626	0	1,242
Ordinance Violations	1	95	16	0	112
Juvenile CHINS	10	0	0	0	10
Juvenile Delinquency	66	0	0	0	66
Juvenile Status	2	0	0	0	2
Juvenile Paternity	167	0	0	0	167
Juvenile Miscellaneous	0	0	0	0	0
Re-Docketed Juvenile	15	0	0	0	15

CIVIL

Civil Plenary	688	135	22	0	845
Civil Tort	61	0	0	0	61
Small Claims	266	94	0	364	724
Re-Docketed Civil	161	125	0	0	286
Domestic Relations	887	0	0	0	887
Re-Docketed Domestic Relations	432	0	0	0	432
Mental Health	36	1	0	0	37
Adoptions	46	0	0	0	46
Estates	92	0	0	0	92
Guardianships	53	0	0	0	53
Trusts	3	0	0	0	3
Miscellaneous	14	0	0	1	15
TOTAL	5,112	1,879	1,900	365	9,256



METHOD OF CASE DISPOSITION -- VENUED OUT

CRIMINAL

	Circuit Superior & Probate Courts	County Courts & Municipal Courts	City & Town Courts	Marion County Small Claims Courts	TOTAL
Criminal Felony	32	22	0	0	54
Criminal Misdemeanor	3	186	22	0	211
Re-Docketed Criminal	3	0	0	0	3
Miscellaneous Criminal	0	8	0	0	8
Infractions	107	3	52	0	162
Ordinance Violations	0	1	0	0	1
Juvenile CHINS	5	0	0	0	5
Juvenile Delinquency	6	0	0	0	6
Juvenile Status	1	0	0	0	1
Juvenile Paternity	23	0	0	0	23
Juvenile Miscellaneous	1	0	0	0	1
Re-Docketed Juvenile	5	0	0	0	5

CIVIL

Civil Plenary	3,877	71	13	0	3,961
Civil Tort	1,190	0	0	0	1,190
Small Claims	39	26	0	803	868
Re-Docketed Civil	16	0	0	0	16
Domestic Relations	842	0	0	0	842
Redocketed Domestic Relations	92	0	0	0	92
Mental Health	1	0	0	0	1
Adoptions	13	0	0	0	13
Estates	81	0	0	0	81
Guardianships	21	0	0	0	21
Trusts	0	0	0	0	0
Miscellaneous	31	0	0	1	32
<b>TOTAL</b>	<b>6,389</b>	<b>317</b>	<b>87</b>	<b>804</b>	<b>7,597</b>

METHOD OF CASE DISPOSITION

GUILTY PLEA/ADMISSION

CRIMINAL

	Circuit Superior & Probate Courts	County Courts & Municipal Courts	City & Town Courts	Marion County Small Claims Courts	TOTAL
Criminal Felony	15,437	8,175	0	0	23,612
Criminal Misdemeanor	40,116	33,143	19,512	0	92,771
Re-Docketed Criminal	2,620	1,028	221	0	3,869
Miscellaneous Criminal	64	8	1,397	0	1,469
Infractions	68,019	69,529	88,943	0	226,491
Ordinance Violations	1,882	11,087	7,625	0	20,594
Juvenile CHINS	162	0	0	0	162
Juvenile Delinquency	3,997	0	0	0	3,997
Juvenile Status	543	0	0	0	543
Juvenile Paternity	155	0	0	0	155
Juvenile Miscellaneous	2,626	0	0	0	2,626
Re-Docketed Juvenile	654	0	0	0	654
<b>TOTAL</b>	<b>136,275</b>	<b>122,970</b>	<b>117,698</b>	<b>0</b>	<b>376,943</b>

DEFAULT  
CIVIL

Civil Plenary	14,945	6,482	3,033	0	24,460
Civil Tort	127	4	2,010	0	2,141
Small Claims	40,284	15,360	144	37,462	93,250
Re-Docketed Civil	6,279	6,847	1	6,367	19,494
Domestic Relations	780	0	0	0	780
Redocketed Domestic Relations	305	2	0	0	307
Mental Health	14	0	0	0	14
Adoptions	3	0	0	0	3
Estates	0	0	0	0	0
Guardianships	80	0	0	0	80
Trusts	0	0	0	0	0
Miscellaneous	52	15	0	0	67
<b>TOTAL</b>	<b>62,869</b>	<b>28,710</b>	<b>5,188</b>	<b>43,829</b>	<b>140,596</b>

METHOD OF CASE DISPOSITION  
VIOLATIONS BUREAU  
CRIMINAL

	Circuit Superior & Probate Courts	County Courts & Municipal Courts	City & Town Courts	Marion County Small Claims Courts	TOTAL
Criminal Felony	15	1	0	0	16
Criminal Misdemeanor	255	4	32	0	291
Re-Docketed Criminal	136	1	0	0	137
Miscellaneous Criminal	3	0	6	0	9
Infractions	141,087	39,724	30,289	0	211,100
Ordinance Violations	14,887	1,682	1,513	0	18,082
Juvenile CHINS	0	0	0	0	0
Juvenile Delinquency	0	0	0	0	0
Juvenile Status	0	0	0	0	0
Juvenile Paternity	0	0	0	0	0
Juvenile Miscellaneous	0	0	0	0	0
Re-Docketed Juvenile	0	0	0	0	0
<b>TOTAL</b>	<b>156,383</b>	<b>41,412</b>	<b>31,840</b>	<b>0</b>	<b>229,635</b>

CLOSED  
CIVIL

Civil Plenary	593	79	0	0	672
Civil Tort	16	0	45	0	61
Small Claims	243	1,501	325	0	2,069
Re-Docketed Civil	2,790	2,671	0	0	5,461
Domestic Relations	1,399	0	0	0	1,399
Redocketed Domestic Relations	1,374	0	0	0	1,374
Mental Health	676	370	0	0	1,046
Adoptions	713	0	0	0	713
Estates	10,811	0	0	0	10,811
Guardianships	2,613	0	0	0	2,613
Trusts	104	0	0	0	104
Miscellaneous	919	0	0	0	919
<b>TOTAL</b>	<b>22,251</b>	<b>4,621</b>	<b>370</b>	<b>0</b>	<b>27,242</b>

1989 AVERAGE CASELOAD -- FILINGS

	Circuit, Superior & Probate Courts	County Courts & Municipal Courts	City & Town Courts	Marion County Small Claims Courts
Criminal Felony	113.61	286.12	0	0
Criminal Misdemeanor	333.23	1,298.38	560.65	0
Re-Docketed Criminal	70.53	80.46	9.88	0
Miscellaneous Criminal	11.41	18.12	30.38	0
Infractions	1,117.87	3,174.52	2,161.86	0
Ordinance Violations	100.81	396.04	247.96	0
Juvenile CHINS	17.88	0	0	0
Juvenile Delinquency	65.95	0	0	0
Juvenile Status	8.44	0	0	0
Juvenile Paternity	55.79	0	0	0
Juvenile Miscellaneous	32.30	0	0	0
Re-Docketed Juvenile	51.22	0	0	0
Civil Plenary	205.62	283.76	78.70	0
Civil Tort	24.56	1.36	35.49	0
Small Claims	401.37	911.28	11.72	8,098.00
Re-Docketed Civil	357.24	632.36	29.76	3,041.75
Domestic Relations	205.19	0	0	0
Re-Docketed Domestic Relations	156.25	.14	0	0
Mental Health	17.72	13.32	0	0
Adoptions	14.24	0	0	0
Estates	76.34	0	0	0
Guardianships	26.41	0	0	0
Trusts	.80	0	0	0
Miscellaneous	28.83	5.32	.38	132.13
<b>TOTAL</b>	<b>3,493.61</b>	<b>7,101.18</b>	<b>3,166.78</b>	<b>11,271.88</b>

1989 AVERAGE CASELOAD -- DISPOSITIONS

	Circuit, Superior & Probate Courts	County Courts & Municipal Courts	City & Town Courts	Marion County Small Claims Courts
Criminal Felony	105.38	273.32	0	0
Criminal Misdemeanor	287.61	1,255.70	484.62	0
Re-Docketed Criminal	59.33	64.90	7.00	0
Miscellaneous Criminal	10.64	17.84	27.32	0
Infractions	1,061.44	3,140.28	1,941.46	0
Ordinance Violations	82.22	405.16	211.73	0
Juvenile CHINS	17.29	0	0	0
Juvenile Delinquency	57.59	0	0	0
Juvenile Status	4.01	0	0	0
Juvenile Paternity	43.50	0	0	0
Juvenile Miscellaneous	31.85	0	0	0
Re-Docketed Juvenile	44.32	0	0	0
Civil Plenary	233.78	293.82	78.74	0
Civil Tort	9.82	.44	44.34	0
Small Claims	399.58	856.72	7.65	7,841.25
Re-Docketed Civil	298.79	554.32	28.51	2,906.38
Domestic Relations	201.65	0	0	0
Re-Docketed Domestic Relations	153.44	.14	0	0
Mental Health	16.22	16.90	0	0
Adoptions	13.17	0	0	0
Estates	71.06	0	0	0
Guardianships	20.16	0	0	0
Trusts	.63	0	0	0
Miscellaneous	23.70	4.78	.34	118.00
<b>TOTAL</b>	<b>3,247.18</b>	<b>6,884.32</b>	<b>2,831.71</b>	<b>10,865.63</b>

# FISCAL INFORMATION

Pursuant to Indiana Code 33-2.1-7-3, the Division of State Court Administration is directed to collect and compile statistical data as to the receipt and expenditure of public moneys by and for the operation of the courts.

This portion of the report is intended to present a general financial overview of the expenditures of Indiana's courts and revenues generated through their operation. The financial information is gathered on an annual basis at the end of each calendar year. This is a manual data gathering system whereby each court prepares a form and forwards it, by mail, to the Division of State Court Administration. The reporting forms call for the court's requested and approved budget, the actual expenditures and the amounts collected by the clerk through the various fees and costs. This publication, however, reflects only the expenditure and revenue data; the requested and approved budgets are available, but are not published here.

## EXPENDITURES

The Supreme Court, Court of Appeals and Tax Court are funded through appropriations from the State general fund. The Indiana State Auditor's Report contains information as to the expenditures by these courts and other state level expenditures on related functions.

Indiana's trial courts are funded through county funds. State funds are used only for portion of the judges' salaries<sup>1</sup> and for special judge expenses.<sup>2</sup> Quite often courts receive grants and generate user fees which fees are expended on court services. All such expenditures, regardless of their source, are reflected in this report. In some of the more populous counties, separate budgets are maintained for probation services, juvenile services and pauper defense services. These expenses have been included in the final total.

Expenditures on juvenile detention centers which are budgeted through the courts are also included. Expenditures which have not been included are those not directly

related to the court's operation, such as the prosecuting attorney's office and the clerk's office.

The city and town courts are funded by the respective municipalities. In many instances a distinct city or town court budget is not maintained, and all expenses are paid directly from the local general fund. This practice makes it extremely difficult to provide accurate expenditure information on the city and town courts.

The Marion County Small Claims Courts are funded by the respective townships through budget appropriations.

## REVENUES

Revenues generated through the operation of the trial courts are collected, accounted for and disbursed by the Clerk of the Circuit Court, an independently elected constitutional office. The Clerk of the Circuit Court also functions as the clerk of the county and, as such, performs many other functions not related to court operations.

Revenues are generated primarily from filing fees, costs, fines, and user fees assessed to the litigants. They are disbursed to either the state, county or local general fund or to a long list of special funds established by the Legislature for specific programs and services. In order to provide the information needed to fulfill this requirement, trial courts must invariably rely on the figures provided to them by the Clerk's office which actually collects the moneys. As a result, the revenue reporting forms have been designed to correlate the fee collection reports used by the clerks. This is important as it underscores the nature of the data presented in this report and the fact that it is not intended as an actual accounting of receipts.

Revenues generated through the city, town and Marion Small Claims Courts are collected by the local clerk and disbursed pursuant to statutory provisions. The only direct payment fee in existence is the personal service of process fee charged to small claims litigants in the Marion

County Small Claims Courts. This fee goes to the constable and his deputies.<sup>3</sup>

Following is an explanation of the costs and fees reflected in this report.

#### COURT COSTS AND OTHER FEES

Upon the filing of a civil case, a guilty finding in a criminal case, or a judgment for an infraction or ordinance violation, the litigant is charged a specified court cost. In addition, the General Assembly has designated numerous other fees which could be charged under certain circumstances. Many of the added fees are so called "user fees" which pay for defendants' enrollment in court or prosecutor sponsored programs. Following is a description of the costs and fees:

1. Court Costs: In every case resulting in a felony or misdemeanor conviction a fee of \$110.00 is charged.<sup>4</sup> In each action which results in a judgment for a violation constituting an infraction or ordinance, the fee is \$50.00;<sup>5</sup> In each juvenile action, the fee is \$40.00;<sup>6</sup> In each civil action, the fee is \$55.00;<sup>7</sup> The fee in small claims cases is \$30.00;<sup>8</sup> (This does not include small claims cases filed in the Marion County Small Claims Courts. The fees in those courts are set out in IC 33-11.6-4-5.) The fee in probate and trust matters is \$100.00; (Effective 7/1/90, the probate fee is reduced to \$55.00).<sup>9</sup>

These court costs include service of process by mail, unless service by sheriff is required.<sup>10</sup> Again, this is not the case in Marion County Small Claims Courts where an additional fee is charged for service of each matter.

2. Court Costs - State Portion: Of the total amount collected through court costs the clerk of the circuit court distributes semi-annually to the state auditor for deposit in the state general fund, fifty percent (50%) of the amount collected.<sup>11</sup>

3. Court Costs - County Portion: The county's share is forty-seven percent (47%) of the total collected from court costs; it is forwarded to the county auditor.<sup>12</sup>

If a county police pension fund has been established in the county, the sheriff may present a claim for each service of process and the county fiscal body will appropriate \$12.00 for each claim.<sup>15</sup>

4. Court Costs - City and Town Portion: Three percent (3%) of the collected fees is the qualified municipality share distributed to each city and town maintaining a law enforcement agency that prosecutes at least fifty percent (50%) of its ordinance violations in a circuit, superior, county or municipal court of the county.<sup>14</sup> The county auditor determines the amount to be distributed to each city and town based upon a specific formula; the funds are distributed semi-annually.<sup>15</sup>

5. Court Costs in City and Town Courts: The fees collected through the city and town courts are distributed as follows:

a. Fifty-five percent (55%) semi-annually to the state auditor for the state general fund;

b. Each month the city or town fiscal officer distributed fifteen percent (15%) of the fees to the county auditor as the county share and thirty percent (30%) is retained as the city or town share.<sup>16</sup>

6. Special State Fund: In order to assure funding of the special programs and activities previously supported through fees collected from litigants, the law provides that twice a year the state auditor must transfer to the state treasurer \$4,865,500 for deposit into eight specific funds pursuant to percentages set out in the statute.<sup>17</sup> Those funds are:

a. Family Violence and Victim Assistance Fund - 15.26%

b. Judges Retirement Fund - 7.3%

c. Law Enforcement Academy Building Fund - 4.83%

d. Law Enforcement Training Fund - 19.54%

e. Violent Crime Victims Compensation Fund - 12.48%

f. Motor Vehicles Highway Account - 37.12%

g. Fish and Wildlife Fund - 0.42%

h. Division of Addiction Services Account for administration, certification and support of alcohol and drug services programs - 3.05%

7. Fines and Forfeitures: Fines and forfeitures assessed in criminal cases go to the State Common School Fund pursuant to a constitutional provision.<sup>18</sup>

8. Infraction Judgments: This category reflects moneys collected as infraction judgments in cases involving state law violations. (See also "Deferral Program Fee".) Infraction judgments go to the state general fund.

9. City and Town Infraction Judgments: This category reflects amounts collected as judgments for local ordinance violations. They go to the respective municipality. (See also "Deferral Program Fee".)

10. Vehicle License Fee: This category represents amounts collected as infraction judgments in overweight vehicle cases. These funds go to the State Highway Fund rather than the general fund.<sup>19</sup> (See also "Deferral Program Fee".)

11. Support Fees: This category reflects a fee collected in actions in which a final court order requires a person to pay support or maintenance payments through the clerk. The fee may be \$10, \$20 or \$30 depending on when it is paid.<sup>20</sup> The fee goes to the county general fund.

12. Bond Administration Fee: When a defendant executes a bail bond with the clerk, ten percent (10%) or \$50.00, whichever is less, may be retained as the administrative fee which is reflected here.<sup>21</sup> These fees also go to the county general fund.

Effective 7/1/89, when public funds have been expended on defense, the court must order the clerk to remit the difference, if any, and retain the rest, between the bond deposit and the cost of pauper defense. The retained amount is deposited in a Supplemental Public Defender Services Fund established by IC 33-9-11.5. Prior to 7/1/89, this applied to only Allen County. Any amounts collected under these provisions are reflected in the "other" category.<sup>22</sup>

13. Death Benefit Fund Fee: The clerk must also collect or retain \$5.00 from each bond. This fee is remitted semi-annually to the Public Employees Retirement Fund for deposit in a special Death Benefit Fund. The

fund provides a \$50,000 lump sum death benefit to the spouse or children of a public safety officer who dies in the line of duty. With the approval of the clerk, this fee may be collected by the county sheriff who remits it to the clerk. These fees are reflected in the "other" category. (This section expires 12/31/93.)

14. Late Surrender Fees: When a bonded defendant fails to appear, a late surrender fee based on a percent of the value of the bond is assessed against the bondsman. This fee is deposited in the Police Pension Trust Fund set up under 36-8-10-12.<sup>23</sup>

15. User Fees: This category reflects the total amount of user fees collected by the clerk. These user fees are then deposited with either the county auditor or, in the case of city and town courts, with the fiscal officer of the city or town. The user fee funds are used to pay for various programs. The special programs must submit a claim to the county auditor or the city or town fiscal officer who then appropriates the claimed amount from the general user fee fund to the special program or fund.

a. County User Fees: This fund consists of and may be used for the following:<sup>24</sup>

1. Prosecutorial pretrial diversion program fee (for misdemeanors)
2. Informal adjustment program fee
3. Marijuana eradication program fee
4. Alcohol and drug services program fee
5. Law enforcement continuing education program fee
6. Prosecutorial Deferral Program Fee (for infractions) - effective 7/1/89
7. Alcohol abuse deterrent program fee - effective 7/1/89

All but the informal adjustment program fees are collected by the clerk; the informal adjustment fee is collected by the probation departments.

b. City and Town User Fees: This fund consists of and may be used for:<sup>25</sup>

1. Prosecutorial pretrial diversion program fee (for misdemeanors)
2. Alcohol and drug services fee
3. Law enforcement continuing education program fee



4. Prosecutorial Deferral Program Fee (for infractions) -- effective 7/1/89

The following is a description of the county and city user fees collected:

i. A Marijuana Eradication Program Fee of no more than \$300 may be set by the court pursuant to IC 15-3-4.6-4.1 to be charged in criminal convictions under IC 35-48-4 (offenses relating to controlled substances) in a county where a weed control board has been established.<sup>26</sup>

ii. An Alcohol and Drug Services Fee may be collected in criminal, infraction and ordinance violations as set by the court pursuant to IC 16-13-6.1-31(c).<sup>27</sup>

iii. A Law Enforcement Continuing Education Program fee of \$3.00 is collected in each criminal, infraction or ordinance violation.<sup>28</sup>

iv. A Prosecutorial Pretrial Diversion Program Fee is collected when there is an agreement between the prosecutor and the accused as set out in IC 33-14-1-7. The accused is charged \$50.00 as an initial fee and \$10.00 monthly. It is charged in lieu of the court costs.<sup>29</sup> Effective 7/1/89, the prosecutor can certify to the county fiscal body that the funds in the program exceeds its needs and the county council may, by ordinance, appropriate the excess funds to the prosecutor's office for any purpose specified in the appropriation. IC 33-19-8-7, as added by Acts, 1989, P.L. 289.

v. An Informal Adjustment Program Fee of \$5.00 to \$15.00 may be ordered by the court to be paid in cases where a juvenile has been placed in an informal adjustment program prior to having a petition filed.<sup>30</sup>

vi. Deferral Program Fee -- Effective 7/1/89, this additional user fee may be collected in infractions and ordinance violations instead of court costs or any infraction judgments when the county prosecutor or attorney for the municipal corporation sets up a deferral program for such cases.

Under such a program, the prosecutor or the attorney for the municipal corporation can offer a defendant in an infraction or ordinance

violation action to enter into an agreement with the law enforcement official whereby the defendant agrees to pay an initial users fee of \$50 and a monthly users fee of \$10 and to comply with the conditions of the program. There are no statutory guidelines for the conditions or duration of such deferral programs, and, since infractions and ordinances are civil in nature and carry no time for incarceration, it is not clear how long a monthly users fee may be charged.

The clerk of a traffic violations bureau can accept a program agreement from a defendant. The court must dismiss the infraction or ordinance citation when the prosecutor or municipal attorney requests the dismissal of the deferred case.<sup>31</sup>

vii. Alcohol Abuse Deterrent Program Fee or Medical Fee -- Effective 7/1/89, the circuit court may establish an alcohol abuse deterrent program after the county fiscal body adopts a resolution approving the program. This applies to a circuit court that is not authorized to establish an alcohol and drug services program.

The program applies to criminal proceedings in which the use or abuse of alcohol is a contributing factor or a material element of the offense. In such cases, the court may, with the consent of the defendant and the prosecutor, conditionally defer the proceeding for up to 4 years (with exception for certain repeat offenses) and may order the defendant to complete the program. The court must order the deferred defendant to pay a deterrent program fee of no more than \$350 or a medical fee of no more than \$100, or both, unless the defendant is indigent.

The Deterrent Program Fund is established by the county auditor; it is administered by the circuit court which submits claims for disbursement of the funds.<sup>32</sup>

c. State User Fees: Effective 7/1/89, the following two fees will be collected for a state user fee fund:

i. Drug Abuse, Prosecution, Interdiction and Correction Fee: The court shall assess the above fee of at least \$100 and not more than \$1,000 against a person convicted of an offense under IC 35-48-4 (controlled substance). The clerk collects the fees and distributes them

semiannually to the state auditor for deposit in the state user fee fund established in IC 33-19-9-2.

ii. Alcohol and Drug Countermeasures Fee: In each action in which a person is found to have committed an offense or violated a statute defined as an infraction under IC 9-11-2 if committed by an adult, and the person's driving privileges are suspended, the clerk collects alcohol and drug countermeasures fees of \$20, which, effective 7/1/90, will be raised to \$200.00.<sup>33</sup>

The State User Fee Fund is administered by the Treasurer of the State. The treasurer transfers \$175,000 to an Alcohol and Drug Countermeasures Fund established by IC 9-6-2-9 and divides the remainder to four other funds:<sup>34</sup>

40% to a Drug Interdiction Fund;

20% to a Drug Prosecution Fund;

25% to a Corrections Drug Abuse Fund;

15% to a Local Law Enforcement Drug Abuse Prevention Fund;

Effective 7/1/90 the State User Fee Fund shall be transferred as follows:

\$175,000 to the Alcohol and Drug Countermeasures Fund established under IC 9-6-2-9 and administered by a special office within the Indiana Department of Transportation;

\$106,000 to the Drug Interdiction Fund established under IC 10-1-8 and administered by the State Police;

\$50,000 to the Drug Prosecution Fund established under IC 33-14-8-5 which is administered by the Prosecuting Attorneys Council;

Any remaining amounts are deposited in the Drug Free Communities Fund established by IC 5-2-10 and administered by the Treasurer of the State. Application for grants from this fund may

be made to the Indiana Criminal Justice Institute for approval by a commission designated by the Governor.

These fees are also collected by the clerk of a city or town court who distributes them semiannually to the state auditor for deposit in the State User Fee Fund.

16. Guardian Ad Litem or Special Advocate Fees:

The trial court may order the parent or estate of a child for whom a guardian ad litem or a special advocate is appointed to pay up to \$100 for the service. The money is to be deposited in a designated fund and used for providing these services.<sup>35</sup>

17. Adult Probation User's Fee: This category reflects user fees charged to adults placed on probation after a conviction of a felony or misdemeanor. In felony cases the fee is mandatory; it ranges between \$25 and \$100 as an initial fee and between \$5 and \$15 as a monthly user's fee for each month the person remains on probation.<sup>36</sup> In misdemeanor cases, the probation user's fee is optional with the court. If imposed, the initial fee cannot exceed \$50 and the monthly fee cannot exceed \$10. The fees are deposited in a county adult probation services fund which is used for probation services.

18. Juvenile Probation User's Fee: A court may order a juvenile and/or the parent of a juvenile who is placed on supervision to pay an initial user's fee of \$25 to \$100 and a monthly user's fee of \$5 to \$15. These fees are deposited with a Probation Services Supplemental Juvenile Fund and are used for the specifically designated purpose.<sup>37</sup>

19. Document Fee: This category reflects fees collected by the clerk for copying and preparing documents.<sup>38</sup>

20. Interest on Investment: This category reflects income generated through deposits of various funds.

- 
1. IC 33-13-12-7
  2. Ind. Rules of Court, T.R. 79(14) and C.R. 13(12); Administrative Rule 5.
  3. 33-11.6-8-4(d) and 33-11.6-4-15
  4. IC 33-19-5-1(a).
  5. IC 33-19-5-2(a).
  6. IC 33-19-5-3(a).
  7. IC 33-19-5-4(a).
  8. IC 33-19-5-5(a).
  9. IC 33-19-5-6, as amended by P.L. 154-1990, Section 14.
  10. IC 33-19-3-5.
  11. IC 33-19-7-1.
  12. IC 33-19-7-2.
  13. IC 33-19-7-7.
  14. IC 33-19-7-3(a).
  15. IC 33-19-7-3(b).
  16. IC 33-19-7-4.
  17. IC 33-19-7-5.
  18. Const. of Ind., Article 8, Section 2.
  19. IC 9-8-1-22.
  20. IC 33-19-6-5.
  21. IC 35-33-8-3.
  22. IC 33-19-7-5, as amended by Acts 1989, P.L. 284
  23. IC 27-10-2-12.
  24. IC 33-19-8-5.
  25. IC 33-19-8-3.
  26. IC 33-19-6-6.
  27. IC 33-19-6-7.
  28. IC 33-19-6-7(c) (3).
  29. IC 33-19-5-1(c).
  30. IC 33-19-8-5(b) and 31-6-4-12.
  31. IC 33-19-5-2 and 33-19-8-3, as amended by P.L. 288, Acts 1989; IC 34-4-32-1 a amended by P.L. 288, Acts 1989.31. IC 33-19-7-1 and 4, as amended by P.L. 126, Acts 1989.
  32. IC 9-11-5-1 et seq., as added by P.L. 126, Acts 1989. (Chapter 5 expires 12/31/96); IC 33-19-5-1, as amended by P.L. 51 and P.L. 126, Acts 1989.
  33. IC 33-19-6-10.
  34. IC 33-19-9-4.
  35. IC 31-6-1-18(h).
  36. IC 35-38-2-1(b).
  37. IC 31-6-4-18.
  38. IC 33-19-6-1,2 and 3.

FINANCIAL COMPARISON TABLE

	State Expenditure on Judicial System	County Expenditure on Judicial System	City, Town and Township Expenditures
Fiscal Year 1978 - 1979 Calendar Year 1979	10,899,907	28,912,106	N/A
Fiscal Year 1979 - 1980 Calendar Year 1980	12,820,325	34,090,329	1,923,064
Fiscal Year 1980 - 1981 Calendar Year 1981	13,965,078*	38,715,918	2,311,938
Fiscal Year 1981 - 1982 Calendar Year 1982	14,473,069	43,051,328	2,633,472
Fiscal Year 1982 - 1983 Calendar Year 1983	15,923,988	44,931,173	2,280,952
Fiscal Year 1983 - 1984 Calendar Year 1984	16,278,081**	46,844,048	2,500,346
Fiscal Year 1984 - 1985 Calendar Year 1985	18,686,108	48,976,842	3,228,559
Fiscal Year 1985 - 1986 Calendar Year 1986	20,555,327	52,303,018	3,022,966
Fiscal Year 1986 - 1987 Calendar Year 1987	21,491,360	55,419,080	3,553,365
Fiscal Year 1987 - 1988 Calendar Year 1988	26,868,211	62,034,184	3,978,598
Fiscal Year 1988 - 1989 Calendar Year 1989	28,143,613	68,638,838	4,270,467

\*This figure reflects a correction made in the Judges Retirement Contribution entry subsequent to the publication of the 1981 Judicial Report.

\*\*This figure reflects a correction made in the Judges Retirement Contribution subsequent to the publication of the 1984 Judicial Report.

FINANCIAL COMPARISON TABLE (Continued)

Revenues Generated by all Courts for all State Funds	Revenues Generated by all Courts for all County Funds	Revenues Generated by all Courts for all Local Funds	TOTAL REVENUES GENERATED BY TRIAL COURTS
18,471,848***	8,351,379***	511,460***	27,334,687***
22,096,238	9,925,389	2,128,966	34,150,593
21,002,649	10,093,722	2,242,390	33,338,761
22,003,775	11,614,975	2,745,868	36,364,618
23,212,149	14,593,128	3,549,385	41,354,662
24,208,895	18,250,687	3,975,671	46,435,253
27,330,077	18,601,962	3,183,435	49,115,474
30,061,723	19,823,321	4,328,333	54,213,377
28,355,237	21,930,463	4,459,612	54,745,312
31,444,541	30,889,071	4,911,018	67,244,630
38,047,325	36,560,648	6,680,701	81,288,674

\*\*\*City, Town and Small Claims Courts are not included in these figures.

EXPENDITURES BY THE STATE OF INDIANA ON THE INDIANA COURTS  
FOR THE FISCAL YEAR 1988-1989

(Obtained from the Annual Report of the State Auditor)

	Personal Services	Service Other than Personal	Service by Contract
Supreme Court*	1,969,944	115,128	126,503
Court of Appeals	2,744,245	57,941	208,870
Tax Court	217,544	7,605	36,781
Trial Judges Salaries	15,426,457	0	0
Special Judges	439,125	0	0
Judges Pension Fund	0	0	0
Public Defender	1,906,504	166,315	239,492
Judicial Conference and Indiana Judicial Center	377,540	31,469	161,600
<b>TOTALS</b>	<b>23,081,359</b>	<b>378,458</b>	<b>773,246</b>

\*The budget of the Office of Judicial Administration is included within the Supreme Court budget.

EXPENDITURES BY THE STATE OF INDIANA ON THE INDIANA COURTS  
FOR THE FISCAL YEAR 1988-1989

(Obtained from the Annual Report of the State Auditor)  
(Continued)

Materials, Parts and Supplies	Equipment	Grants Subsidies, Refunds and Awards	In-State Travel	Out of State Travel	TOTAL
21,387	148,826	0	19,640	11,495	2,412,923
20,864	66,944	17,894	32,892	11,198	3,160,848
2,429	44,158	0	801	1,423	310,741
0	0	0	9,000	0	15,435,457
0	0	0	150,911	0	590,036
0	0	3,185,000	0	0	3,185,000
31,941	18,681	1,329	31,473	7,167	2,402,902
18,956	4,057	0	49,555	2,529	645,706
95,577	282,666	3,204,223	294,272	33,812	28,143,613

1989 EXPENDITURES

COUNTY EXPENDITURES

---

Expenditures	Circuit, Superior, County, Municipal and Probate Courts
Judge(s) Salary - County Portion	\$ 3,458,843
Judge(s) Salary - Paid by City, Town or Township	
Commissioner(s) or Referee(s)	2,060,420
Reporter(s)	7,380,596
Bailiff(s)	5,215,859
Probation Office	17,776,356
Jury Commission	70,535
Administrator & Staff	1,710,960
Secretary(ies)	2,368,085
Law Clerks & Interns	290,404
Public Defender & Staff	5,845,939
Court Clerks & Other Employees	3,946,004
<hr/>	
TOTAL SALARIES PERSONNEL	50,124,001
<hr/>	
Per Diem - Judges - Venued Out	19,830
Per Diem - Judges - Venued In	168,318
Per Diem - Court Reporters - Venued Out	11,635
Per Diem - Court Reporters - Venued In	79,816
Per Diem - Bailiffs - Venued Out	7,776
Per Diem - Bailiffs - Venued In	47,222
Per Diem - Grand Jurors	88,548
Per Diem - Petit Jurors	2,033,147
Witness Fees	122,763
Medical & Psychiatric	176,586
Pauper Attorneys - Case by Case	3,419,796
Other Indigent Expenses	729,261
Judge(s) Pro Tem	104,364
Other Non-Salary Personnel Services	335,925
<hr/>	
TOTAL NON-SALARY PERSONNEL SERVICES	7,344,987
<hr/>	
TOTAL PERSONNEL SERVICES	57,468,988
<hr/>	
TOTAL SUPPLIES	1,441,773
<hr/>	



1989 EXPENDITURES

CITY/TOWN EXPENDITURES

TOWNSHIP EXPENDITURES

City and Town Courts	Marion County Small Claims Courts	TOTAL
		\$ 3,458,843
\$ 738,744	215,261	954,005
98,535	0	2,158,955
79,520	0	7,460,116
282,393	0	5,498,252
556,854	0	18,333,210
15	0	70,550
135,483	60,646	1,907,089
220,210	254,927	2,843,222
0	0	290,404
73,354	0	5,919,293
445,078	272,758	4,663,840
		-----
2,630,186	803,592	53,557,779
		-----
1,700	0	21,530
0	0	168,318
0	0	11,635
0	0	79,816
0	0	7,776
0	0	47,222
0	0	88,548
426	0	2,033,573
0	0	122,763
0	16,452	193,038
8,680	0	3,428,476
980	0	730,241
32,441	2,718	139,523
12,570	40	348,535
		-----
56,797	19,210	7,420,994
		-----
2,686,983	822,802	60,978,773
		-----
122,240	99,541	1,663,554
		-----

1989 EXPENDITURES (Continued)

COUNTY EXPENDITURES

---

Expenditures	Circuit, Superior, County, Municipal and Probate Courts
Rentals	1,434,194
Lodging & Meals for Jurors	362,970
Other Services & Charges	5,024,842
<b>TOTAL SERVICES</b>	<b>6,822,006</b>
Law Books	1,345,053
Other Capital Outlays	1,561,018
<b>TOTAL CAPITAL OUTLAYS</b>	<b>2,906,071</b>
<b>TOTAL EXPENDITURES</b>	<b>\$68,638,838</b>

---

1989 EXPENDITURES (Continued)

CITY/TOWN EXPENDITURES

TOWNSHIP EXPENDITURES

City and Town Courts	Marion County Small Claims Courts	TOTAL
11,329	34,905	1,480,428
546	0	363,516
195,906	103,100	5,323,848
207,781	138,005	7,167,792
16,812	2,852	1,364,717
145,039	28,412	1,734,469
161,851	31,264	3,099,186
3,178,855	1,091,612	72,909,305

1989 REVENUES GENERATED THROUGH OPERATION OF INDIANA'S  
CIRCUIT, SUPERIOR, COUNTY, MUNICIPAL, CITY AND TOWN,  
AND MARION COUNTY SMALL CLAIMS COURTS

	Circuit, Superior, County, Municipal and Probate Courts	City and Town	Marion Co. Small Claims	TOTAL
<u>TO STATE LEVEL FUNDS</u>				
	30,429,417	7,617,908	0	38,047,325
<u>TO COUNTY LEVEL FUNDS</u>				
	35,260,739	1,299,909	0	36,560,648
<u>TO LOCAL LEVEL FUNDS</u>				
	1,587,222	3,517,253	1,576,226	6,680,701
<u>TO OTHERS</u> *				
			(908,191) *	
<u>REVENUES GENERATED DURING 1989</u>				
	67,277,378	12,435,070	1,576,226	81,288,674
<u>PER CENT OF TOTAL</u>				
	83	15	2	

\* This amount is not included in the final total since these fees go directly to the Marion County Small Claims constables for personal service or for certified mail.

REVENUES GENERATED THROUGH OPERATION OF INDIANA'S  
CIRCUIT, SUPERIOR, COUNTY, MUNICIPAL AND PROBATE COURTS

January 1, 1989 to December 31, 1989

Fee	To State Level Funds	To County Level Funds	To Local Level Funds	TOTAL
1. Court Costs	18,814,217	18,055,724	956,837	37,826,778
2. Fines & Forfeitures	5,465,108			5,465,108
3. Infraction Judgments	4,857,659			4,847,659
4. City and Town Infraction Judgments			478,324	478,324
5. Vehicle License Fee	962,521			962,521
6. Support Fees		1,185,916		1,185,916
7. Bond Administration Fee		576,603	2,379	578,982
8. Late Surrender Fee		744,029		744,029
9. User Fees	109,895	5,558,241	131,948	5,800,084
10. Adult Probation User's Fee		3,972,825		3,972,825
11. Juvenile Probation User's Fee		406,707		406,707
12. Guardian Ad Litem Fee		20,951		20,951
13. Document Fees		705,511		705,511
14. Interest on Investments		2,169,830		2,169,830
15. Other	220,017	1,864,402	17,734	2,102,153
<b>TOTAL REVENUES</b>	<b>30,429,417</b>	<b>35,260,739</b>	<b>1,587,222</b>	<b>67,277,378</b>
<b>PER CENT OF TOTAL</b>	<b>45</b>	<b>52</b>	<b>2</b>	

1989 REVENUES GENERATED THROUGH OPERATION OF INDIANA'S  
CITY AND TOWN COURTS

Fee	To State Level Funds	To County Level Funds	To Local Level Funds	TOTAL
1. Court Costs	4,475,773	1,197,844	2,391,119	8,064,736
2. Fines & Forfeitures	2,387,186			2,387,186
3. Infraction Judgments	366,902			366,902
4. City and Town Infraction Judgments			299,062	299,062
5. Vehicle License Fee	340,428			340,428
6. Support Fees	0	0	0	0
7. Bond Administration Fee		1,010	17,868	18,878
8. Late Surrender Fee		1,600	5,351	6,951
9. User Fees	15,757	62,541	358,794	437,092
10. Adult Probation User's Fee		14,771	312,103	326,874
11. Juvenile Probation User's Fee	0	0	0	0
12. Guardian Ad Litem Fee	0	0	0	0
13. Document Fees		13,776	28,185	41,961
14. Interest on Investments			75,685	75,685
15. Other	31,862	8,367	29,086	69,315
<b>TOTAL REVENUES</b>	<b>7,617,908</b>	<b>1,299,909</b>	<b>3,517,253</b>	<b>12,435,070</b>
<b>PER CENT OF TOTAL</b>	<b>61</b>	<b>10</b>	<b>28</b>	

1989 REVENUES GENERATED THROUGH OPERATION  
OF MARION COUNTY SMALL CLAIMS COURTS

Type of Revenue	To State Funds	To County Funds	To Local Funds	To Other	TOTAL
Township Docket Fee	0	0	1,576,226	0	1,576,226
Service of Process Fee for Certified Mail	0	0	0	(408,107)*	(408,107)*
Service of Process Fee for Personal Service (To Constables)	0	0	0	(500,084)*	(500,084)*
Other Fees	0	0	0	0	0
<b>TOTAL</b>	0	0	1,576,226	(908,191)*	1,576,226
Per Cent of Total	0	0	100	0	

\*These fees are not included in the final total since they go directly to the constables for personal service or for certified mail.

TRIAL JUDGES AS OF DECEMBER 31, 1989

<u>COUNTY</u>	<u>Cir</u>	<u>Sup</u>	<u>Co.</u>	<u>Other</u>	<u>TOTAL</u>	<u>County Population</u>	<u>Ratio of Judges</u>
ADAMS	1	1	0	0	2	31,500	1:15,750
ALLEN <sup>1</sup>	1	9-U	0	0	10	303,900	1:30,390
BARTHOLOMEW	1	2	0	0	3	64,800	1:21,600
BENTON	1	0	0	0	1	9,800	1: 9,800
BLACKFORD	1	0	1	0	2	14,500	1: 7,250
BOONE	1	2	0	0	3	39,000	1:13,000
BROWN	1	0	0	0	1	13,200	1:13,200
CARROLL	1	1	0	0	2	19,300	1: 9,650
CASS	1	1	0	0	2	39,900	1:19,950
CLARK	1	2	1	0	4	89,100	1:22,275
CLAY	1	1	0	0	2	25,100	1:12,550
CLINTON <sup>2</sup>	1	0	1	0	2	31,800	1:15,900
CRAWFORD	1	0	0	0	1	10,200	1:10,200
DAVISS	1	1	0	0	2	28,900	1:14,450
DEARBORN	1/2	0	1	0	1 1/2	38,100	1:25,400
DECATUR	1	0	1	0	2	24,100	1:12,050
DEKALB	1	1	0	0	2	35,500	1:17,750
DELAWARE	1	4	0	0	5	120,100	1:24,020
DUBOIS	1	1	0	0	2	36,700	1:18,350
ELKHART	1	3-U	2	0	6	151,100	1:25,183
FAYETTE	1	1	0	0	2	27,200	1:13,600
FLOYD	1	1	1	0	3	64,600	1:21,533
FOUNTAIN	1	0	0	0	1	18,300	1:18,300
FRANKLIN	1	0	0	0	1	20,200	1:20,200
FULTON	1	0	1/2	0	1 1/2	18,700	1:12,466
GIBSON	1	1	0	0	2	33,000	1:16,500
GRANT	1	2	1	0	4	75,800	1:18,950
GREENE	1	1	0	0	2	30,800	1:15,400

1 Allen County: Effective 7/1/89, the Allen Superior Court increased to nine (9) judgeships. IC 33-5-5.1-20, as amended by H.E.A. 1388, 1989 session.

2 Clinton County: P.L. 40, 1990, effective 7/1/90, establishes Clinton Superior Court and abolishes the Clinton County Court.



TRIAL JUDGES AS OF DECEMBER 31, 1989

<u>COUNTY</u>	<u>Cir</u>	<u>Sup</u>	<u>Co.</u>	<u>Other</u>	<u>TOTAL</u>	<u>County Population</u>	<u>Ratio of Judges</u>
HAMILTON	1	3	1	0	5	102,700	1:20,540
HANCOCK	1	1	1	0	3	45,700	1:15,233
HARRISON	1	0	1	0	2	29,500	1:14,750
HENDRICKS	1	2	0	0	3	76,800	1:25,600
HENRY <sup>3</sup>	1	1	1	0	3	49,300	1:16,433
HOWARD	1	2-U	1	0	4	82,600	1:20,650
HUNTINGTON	1	1	0	0	2	36,600	1:18,300
JACKSON	1	1	0	0	2	37,200	1:18,600
JASPER	1	1	0	0	2	26,200	1:13,100
JAY	1	1	0	0	2	22,000	1:11,000
JEFFERSON	1/2	0	1	0	1 1/2	29,900	1:19,933
JENNINGS	1	0	0	0	1	23,200	1:23,200
JOHNSON	1	2	0	0	3	85,800	1:28,600
KNOX	1	2	0	0	3	40,600	1:13,533
KOSCIUSKO	1	1	1	0	3	65,400	1:21,800
LAGRANGE	1	1	0	0	2	28,900	1:14,450
LAKE	1	13-U	0	0	14	487,900	1:34,850
LAPORTE	1	4	0	0	5	105,600	1:21,120
LAWRENCE	1	1	1	0	3	43,000	1:14,333
MADISON	1	3-U	2	0	6	131,800	1:21,966
MARION <sup>4</sup>	1	15-U	0	16-U	32	791,900	1:24,746
MARSHALL	1	2	0	0	3	41,800	1:13,933
MARTIN	1	0	0	0	1	11,300	1:11,300
MIAMI	1	1	0	0	2	37,600	1:18,800
MONROE	1	5-U	0	0	6	103,100	1:17,183
MONTGOMERY <sup>5</sup>	1	0	1	0	2	35,500	1:17,750

3 Henry County: 1/1/91 - Establishes second superior court in Henry County, effective 1/1/91. P.L. 40, 1990, and abolishes Henry County Court.

4 Marion County: Marion County Municipal Court increased to 16 judgeships as of 6/1/89. IC 33-6-1-1, as amended by H.E.A. 1388, 1989 session.

5 Montgomery County: Effective 1/1/91, Montgomery County will have a superior court. IC 33-5-36.1 et seq., as added by H.E.A. 1388, 1989 session.

TRIAL JUDGES AS OF DECEMBER 31, 1989

<u>COUNTY</u>	<u>Cir</u>	<u>Sup</u>	<u>Co.</u>	<u>Other</u>	<u>TOTAL</u>	<u>County Population</u>	<u>Ratio of Judges</u>
MORGAN	1	1	1	0	3	54,900	1:18,300
NEWTON	1	1	0	0	2	13,800	1: 6,900
NOBLE	1	1	1	0	3	38,600	1:12,866
OHIO	1/2	1/2	0	0	1	5,500	1: 5,500
ORANGE	1	0	1	0	2	19,300	1: 9,650
OWEN	1	0	0	0	1	17,700	1:17,700
PARKE	1	0	0	0	1	15,600	1:15,600
PERRY	1	0	0	0	1	18,900	1:18,900
PIKE	1	0	0	0	1	12,900	1:12,900
PORTER	1	4	0	0	5	124,300	1:24,860
POSEY	1	0	1	0	2	26,300	1:13,150
PULASKI	1	0	1/2	0	1 1/2	13,300	1: 8,866
PUTNAM	1	0	1	0	2	30,200	1:15,100
RANDOLPH	1	1	0	0	2	27,600	1:13,800
RIPLEY	1	0	0	0	1	25,300	1:25,300
RUSH	1	0	1	0	2	18,400	1: 9,200
ST. JOSEPH <sup>6</sup>	1	7-U	0	1	9	244,200	1:27,133
SCOTT	1	0	1	0	2	20,900	1:10,450
SHELBY	1	2	0	0	3	40,200	1:13,400
SPENCER	1	0	0	0	1	20,200	1:20,200
STARKE	1	0	0	0	1	22,200	1:22,200
STEBEN	1	1	0	0	2	28,100	1:14,050
SULLIVAN	1	1	0	0	2	20,200	1:10,100
SWITZERLAND	1/2	1/2	0	0	1	7,400	1: 7,400
TIPPECANOE	1	3	2	0	6	125,400	1:20,900
TIPTON	1	0	0	0	1	16,300	1:16,300
UNION	1	0	0	0	1	6,900	1: 6,900
VANDEBURGH	1	7-U	0	0	8	166,400	1:20,800
VERMILLION	1	0	0	0	1	17,500	1:17,500
VIGO	1	2-U	2	0	5	107,500	1:21,500

6 St. Joseph County: Effective 7/1/90, Superior Court will have 8 judges. P.L. 40, 1990.

TRIAL JUDGES AS OF DECEMBER 31, 1989

COUNTY	Cir	Sup	Co.	Other	TOTAL	County Population	Ratio of Judges
WABASH	1	0	1	0	2	35,600	1:17,800
WARREN	1	0	0	0	1	8,400	1: 8,400
WARRICK	1	1	0	0	2	46,400	1:23,200
WASHINGTON	1	1	0	0	2	23,200	1:11,600
WAYNE	1	3	0	0	4	72,300	1:18,075
WELLS	1	1	0	0	2	26,400	1:13,200
WHITE	1	1	0	0	2	23,700	1:11,850
WHITLEY	1	1	0	0	2	27,900	1:13,950
TOTAL	90	138	33	17	278	5,557,000	1:19,989

7 Joint Circuit Courts -- Two of the 90 circuits are joint circuits each with 2 counties served by one judge.

Dearborn - Ohio  
Jefferson - Switzerland

8 Joint Superior Courts -- One of the superior courts is a joint court with one judge serving two counties: Ohio - Switzerland

9 Joint County Courts -- One of the county courts is joint serving two counties with one judge:

Fulton - Pulaski

NOTE: A) Population figures are based on July 1, 1987, population estimates.  
B) 1/2 indicates one judge serves two counties.  
C) "U" indicates unified courts.

1989 MINOR COURTS

<u>COUNTY</u>	<u>Small Claims</u>	<u>City Courts</u>	<u>Town Courts</u>
ADAMS	0		
ALLEN	0		
BARTHOLOMEW	0		
BENTON	0		
BLACKFORD	0	Montpelier	
BOONE	0	Lebanon	Jamestown Thorntown Zionsville Whitestown
BROWN	0		
CARROLL	0	Delphi	Burlington
CASS	0		
CLARK	0	Charlestown Jeffersonville	Clarksville
CLAY	0		
CLINTON	0	Frankfort	
CRAWFORD	0		
DAVISS	0		
DEARBORN	0	Aurora Lawrenceburg	
DECATUR	0		
DEKALB	0	Butler	
DELAWARE	0	Muncie	Yorktown
DUBOIS	0		
ELKHART	0	Elkhart Goshen Nappanee	
FAYETTE	0		
FLOYD	0		
FOUNTAIN	0	Attica	
FRANKLIN	0		
FULTON	0		
GIBSON	0		

1989 MINOR COURTS

<u>COUNTY</u>	<u>Small Claims</u>	<u>City Courts</u>	<u>Town Courts</u>
GRANT	0	Gas City Marion	
GREENE	0		
HAMILTON	0	Carmel Noblesville	
HANCOCK	0		
HARRISON	0		
HENDRICKS	0		Plainfield
HENRY	0		Knightstown
HOWARD	0		
HUNTINGTON	0		Roanoke
JACKSON	0		
JASPER	0		DeMotte Wheatfield
JAY	0	Dunkirk Portland	
JEFFERSON	0		
JENNINGS	0	North Vernon	
JOHNSON	0	Franklin Greenwood	New Whiteland
KNOX	0	Bicknell	
KOSCIUSKO	0		
LAGRANGE	0		
LAKE	0	Crown Point East Chicago Gary Hammond Hobart Lake Station Whiting	
LAPORTE	0		
LAWRENCE	0		
MADISON	0	Alexandria Anderson Elwood	Edgewood

1989 MINOR COURTS

COUNTY	Small Claims	City Courts	Town Courts
MARION	8		
MARSHALL	0		
MARTIN	0		
MIAMI	0	Peru	Bunker Hill
MONROE	0		
MONTGOMERY	0	Crawfordsville	
MORGAN	0	Martinsville	Mooreville
NEWTON	0		
NOBLE	0		Cromwell
OHIO	0		
ORANGE	0		
OWEN	0		
PARKE	0		
PERRY	0	Tell City	
PIKE	0		
PORTER	0		Chesterton
POSEY	0		
PULASKI	0		
PUTNAM			
RANDOLPH	0	Union	
		Winchester	
RIPLEY	0	Batesville	Versailles
RUSH	0		
ST. JOSEPH	0		Walkerton
SCOTT	0		
SHELBY	0		
SPENCER	0	Rockport	
STARKE	0	Knox	
STEUBEN	0		Fremont
SULLIVAN	0		
SWITZERLAND	0		
TIPPECANOE	0	West Lafayette	
TIPTON	0	Tipton	Sharpville
UNION	0		

1989 MINOR COURTS

<u>COUNTY</u>	<u>Small Claims</u>	<u>City Courts</u>	<u>Town Courts</u>
VANDERBURGH	0		
VERMILLION	0	Clinton	
VIGO	0	Terre Haute	
WABASH	0	Wabash	North Manchester
WARREN	0		
WARRICK	0		
WASHINGTON	0		
WAYNE	0		Hagerstown
WELLS	0	Bluffton	
WHITE	0		Monon
WHITLEY	0		
TOTAL	8	49	25

1989  
INDIANA JUDICIAL REPORT  
VOLUME II

DIVISION OF STATE COURT ADMINISTRATION  
ROOM 323, STATEHOUSE  
INDIANAPOLIS,  
INDIANA 46204

127445  
(part II)

U.S. Department of Justice  
National Institute of Justice

This document has been reproduced exactly as received from the person or organization originating it. Points of view or opinions stated in this document are those of the authors and do not necessarily represent the official position or policies of the National Institute of Justice.


Permission to reproduce this copyrighted material has been granted by

Indiana Division of State Court  
Administration

to the National Criminal Justice Reference Service (NCJRS).

Further reproduction outside of the NCJRS system requires permission of the copyright owner.

127445  
vol 2





1989 INDIANA JUDICIAL REPORT

TABLE OF CONTENTS

VOLUME II

	Page
Introduction . . . . .	ii
Case Type Categories Key . . . . .	1
 <u>CASELOAD TABLE</u>	
All Courts	
Cases Pending 1/1/89 . . . . .	2
New Filings . . . . .	34
Cases Disposed . . . . .	66
Cases Pending 12/31/89 . . . . .	98
 <u>FISCAL TABLES</u>	
Expenditures - All Courts	
Salaried Personnel . . . . .	130
Non-Salaried Personnel . . . . .	164
Summation of Expenses . . . . .	198
Revenues	
Trial Courts, City and Town Court Revenues for State and County Funds . . . . .	232
Trial Courts, City and Town Court Revenues for Local Funds and Totals . . . . .	256
Marion County Small Claims Court Revenues - 1989 . . . . .	280
 <u>ROSTER</u>	
Trial Court Personnel . . . . .	281

VOLUME II

This volume of the Indiana Judicial Report reflects caseload and fiscal information for every court in Indiana with sub-totals for each county. This includes data on the number and type of cases filed and disposed and pending in each court. It also reflects the amount of funds expended for the operation of each court and the amounts generated by virtue of the operation of the court. A roster of the number and type of court employees in every court is also reported here.

For state-wide totals, a discussion of the reported item and a description of the judicial system, the reader should refer to Volume I. Volume III contains data which further defines the way cases are disposed.

CASE TYPE CATEGORIES

CF - Criminal Felony  
CM - Criminal Misdemeanor  
RCR - Re-Docketed Criminal  
MC - Miscellaneous Criminal  
IF - Infractions  
OV - All Ordinance Violations  
JC - Juvenile CHINS  
JD - Juvenile Delinquency  
JS - Juvenile Status  
JP - Juvenile Paternity  
JM - Juvenile Miscellaneous  
RJ - Re-Docketed Juvenile  
CP - Civil Plenary  
CT - Civil Tort  
SC - Small Claims  
RCV - Re-Docketed Civil  
DR - Domestic Relations  
RDR - Re-Docketed Domestic Relations  
MH - Mental Health  
AD - Adoptions  
ES - Estates  
GU - Guardianships  
TR - Trusts  
MI - Miscellaneous

- - - CRIMINAL - - -

	CF	CM	RCR	MC	IF	OV	JC	JD	JS	JP	JM	RJ
<b>ADAMS</b>												
CIRCUIT	20	0	6	1	0	0	9	10	0	60	1	16
SUPERIOR	82	486	217	0	658	16	0	0	0	0	0	0
TOTAL-COURTS OF RECORD:	102	486	223	1	658	16	9	10	0	60	1	16
GRAND TOTAL:	102	486	223	1	658	16	9	10	0	60	1	16
<b>ALLEN</b>												
CIRCUIT	244	0	65	0	0	0	0	0	0	0	0	0
SUPERIOR	740	3,206	267	0	7,339	3,378	195	42	0	447	163	0
TOTAL-COURTS OF RECORD:	984	3,206	332	0	7,339	3,378	195	42	0	447	163	0
GRAND TOTAL:	984	3,206	332	0	7,339	3,378	195	42	0	447	163	0
<b>BARTHOLOMEW</b>												
CIRCUIT	49	1	13	1	0	0	6	49	0	4	11	101
SUPERIOR 1	182	0	42	7	0	0	0	0	0	0	0	0
SUPERIOR 2	364	4,008	743	1	597	96	0	0	0	0	0	0
TOTAL-COURTS OF RECORD:	595	4,009	798	9	597	96	6	49	0	4	11	101
GRAND TOTAL:	595	4,009	798	9	597	96	6	49	0	4	11	101
<b>BENTON</b>												
CIRCUIT	78	758	30	3	5	0	105	16	0	11	1	11
TOTAL-COURTS OF RECORD:	78	758	30	3	5	0	105	16	0	11	1	11
GRAND TOTAL:	78	758	30	3	5	0	105	16	0	11	1	11
<b>BLACKFORD</b>												
CIRCUIT	418	3	8	0	0	0	185	187	0	190	0	0
COUNTY	11	99	34	2	13	6	0	0	0	0	0	0
TOTAL-COURTS OF RECORD:	429	102	42	2	13	6	185	187	0	190	0	0
MONTFELIER CITY	0	0	0	0	345	0	0	0	0	0	0	0
TOTAL-CITY AND TOWN:	0	0	0	0	345	0	0	0	0	0	0	0
GRAND TOTAL:	429	102	42	2	358	6	185	187	0	190	0	0
<b>BOONE</b>												
CIRCUIT	1	0	3	1	0	0	15	65	0	17	5	0
SUPERIOR 1	31	4	14	0	0	0	0	0	0	0	0	0
SUPERIOR 2	106	325	0	0	76	0	0	0	0	0	0	0
TOTAL-COURTS OF RECORD:	138	329	17	1	76	0	15	65	0	17	5	0
LEBANON CITY	0	3	0	0	14	4	0	0	0	0	0	0
THORNTOWN TOWN	0	56	0	0	324	6	0	0	0	0	0	0
ZIONSVILLE TOWN	0	3	0	0	82	4	0	0	0	0	0	0
JAMESTOWN TOWN	0	0	0	0	11	0	0	0	0	0	0	0
WHITESTOWN TOWN	0	0	0	0	1	53	0	0	0	0	0	0
TOTAL-CITY AND TOWN:	0	62	0	0	432	67	0	0	0	0	0	0
GRAND TOTAL:	138	391	17	1	508	67	15	65	0	17	5	0
<b>BROWN</b>												
CIRCUIT	155	771	39	0	506	0	20	97	0	32	3	20
TOTAL-COURTS OF RECORD:	155	771	39	0	506	0	20	97	0	32	3	20
GRAND TOTAL:	155	771	39	0	506	0	20	97	0	32	3	20
<b>CARROLL</b>												
CIRCUIT	36	94	31	1	41	0	2	2	0	15	1	21
SUPERIOR	17	116	7	0	134	0	0	7	0	10	0	0

CASES PENDING ON JANUARY 1, 1989

3

- - - CIVIL - - -

CP	CT	SC	RCV	DR	RDR	MH	AD	ES	GU	TR	MI	TOTAL	NAC
56	0	0	17	30	77	28	7	141	96	3	15	593	2
32	0	74	218	70	49	0	0	0	1	0	6	1,909	655
88	0	74	235	100	126	28	7	141	97	3	21	2,502	657
88	0	74	235	100	126	28	7	141	97	3	21	2,502	657
581	0	0	390	839	648	0	0	0	0	0	19	2,786	0
3,332	0	8,788	5,171	2,987	515	18	55	379	1,715	85	0	38,822	548
3,913	0	8,788	5,561	3,826	1,163	18	55	379	1,715	85	19	41,608	548
3,913	0	8,788	5,561	3,826	1,163	18	55	379	1,715	85	19	41,608	548
207	0	0	41	226	150	0	8	75	134	23	0	1,099	40
128	0	0	111	12	42	0	5	248	175	1	5	958	0
241	0	877	845	87	7	0	0	30	5	0	8	7,909	0
576	0	877	997	325	199	0	13	353	314	24	13	9,966	40
576	0	877	997	325	199	0	13	353	314	24	13	9,966	40
436	0	374	295	194	43	8	31	253	193	13	16	2,874	0
436	0	374	295	194	43	8	31	253	193	13	16	2,874	0
436	0	374	295	194	43	8	31	253	193	13	16	2,874	0
831	0	0	130	599	150	121	92	649	228	0	0	3,791	0
4	0	384	479	0	0	0	0	0	0	0	5	1,037	9
835	0	384	609	599	150	121	92	649	228	0	5	4,828	9
0	0	0	0	0	0	0	0	0	0	0	0	345	0
0	0	0	0	0	0	0	0	0	0	0	0	345	0
835	0	384	609	599	150	121	92	649	228	0	5	5,173	9
392	0	0	40	49	39	0	0	0	0	0	10	637	36
285	0	0	11	143	99	15	4	232	226	0	0	1,064	0
83	0	431	81	16	0	0	0	0	0	0	0	1,118	0
760	0	431	132	208	138	15	4	232	226	0	10	2,819	36
0	0	0	0	0	0	0	0	0	0	0	0	21	13
0	0	0	0	0	0	0	0	0	0	0	0	386	130
0	0	0	0	0	0	0	0	0	0	0	0	89	0
2	0	0	0	0	0	0	0	0	0	0	0	13	0
0	0	0	0	0	0	0	0	0	0	0	0	54	0
2	0	0	0	0	0	0	0	0	0	0	0	563	143
762	0	431	132	208	138	15	4	232	226	0	10	3,382	179
368	0	204	223	29	83	13	6	90	93	0	7	2,759	87
368	0	204	223	29	83	13	6	90	93	0	7	2,759	87
368	0	204	223	29	83	13	6	90	93	0	7	2,759	87
71	0	27	67	51	42	0	6	181	153	23	16	881	171
8	0	57	15	0	0	0	0	0	0	0	1	372	65

--- CRIMINAL ---

	CF	CM	RCR	MC	IF	OV	JC	JD	JS	JP	JM	RJ
<b>CARROLL</b>												
TOTAL-COURTS OF RECORD:	53	210	38	1	175	0	2	9	0	25	1	21
DELPHI CITY	0	0	0	0	32	0	0	0	0	0	0	0
BURLINGTON TOWN	0	0	0	0	2	0	0	0	0	0	0	0
TOTAL-CITY AND TOWN:	0	0	0	0	34	0	0	0	0	0	0	0
GRAND TOTAL:	53	210	38	1	209	0	2	9	0	25	1	21
<b>CASS</b>												
CIRCUIT	15	4	1	0	0	0	3	17	0	14	0	10
SUPERIOR	264	474	29	0	178	0	0	0	0	0	0	0
TOTAL-COURTS OF RECORD:	279	478	30	0	178	0	3	17	0	14	0	10
GRAND TOTAL:	279	478	30	0	178	0	3	17	0	14	0	10
<b>CLARK</b>												
CIRCUIT	69	0	21	7	0	0	0	0	0	4	0	0
SUPERIOR 1	121	0	59	1	0	0	130	37	0	140	2	40
SUPERIOR 2	0	0	0	0	0	0	83	0	0	62	20	30
COUNTY	712	1,022	0	42	3,475	0	0	0	0	0	0	0
TOTAL-COURTS OF RECORD:	902	1,022	80	50	3,475	0	213	37	0	206	22	70
CHARLESTOWN CITY	0	14	0	4	2	0	0	0	0	0	0	0
JEFFERSONVILLE CITY	0	194	0	0	143	65	0	0	0	0	0	0
CLARKSVILLE TOWN	0	1,372	0	0	404	498	0	0	0	0	0	0
TOTAL-CITY AND TOWN:	0	1,580	0	4	549	563	0	0	0	0	0	0
GRAND TOTAL:	902	2,602	80	54	4,024	563	213	37	0	206	22	70
<b>CLAY</b>												
CIRCUIT	30	0	13	0	0	0	7	42	0	21	0	22
SUPERIOR	99	139	24	0	21	0	0	0	0	0	0	0
TOTAL-COURTS OF RECORD:	129	139	37	0	21	0	7	42	0	21	0	22
GRAND TOTAL:	129	139	37	0	21	0	7	42	0	21	0	22
<b>CLINTON</b>												
CIRCUIT	51	0	14	0	0	0	37	9	0	23	14	6
COUNTY	97	279	9	0	446	0	0	0	0	0	0	0
UPGRADED TO SUPERIOR 7-1-90												
TOTAL-COURTS OF RECORD:	148	279	23	0	446	0	37	9	0	23	14	6
FRANKFORT CITY	0	1	0	0	2	3	0	0	0	0	0	0
TOTAL-CITY AND TOWN:	0	1	0	0	2	3	0	0	0	0	0	0
GRAND TOTAL:	148	280	23	0	448	3	37	9	0	23	14	6
<b>CRAWFORD</b>												
CIRCUIT	100	240	36	2	78	0	103	11	0	18	4	0
TOTAL-COURTS OF RECORD:	100	240	36	2	78	0	103	11	0	18	4	0
GRAND TOTAL:	100	240	36	2	78	0	103	11	0	18	4	0
<b>DAVISS</b>												
CIRCUIT	228	0	5	31	0	0	39	132	0	23	0	0
SUPERIOR	232	164	5	0	146	34	0	0	0	0	0	0
TOTAL-COURTS OF RECORD:	460	164	10	31	146	34	39	132	0	23	0	0
GRAND TOTAL:	460	164	10	31	146	34	39	132	0	23	0	0
<b>DEARBORN</b>												
CIRCUIT	40	0	5	0	0	0	54	13	0	152	0	1

CASES PENDING ON JANUARY 1, 1989

5

- - - CIVIL - - -

CP	CT	SC	RCV	DR	RDR	MH	AD	ES	GU	TR	MI	TOTAL	NAC
79	0	84	82	51	42	0	6	181	153	23	17	1,253	236
0	0	0	0	0	0	0	0	0	0	0	0	32	0
0	0	0	0	0	0	0	0	0	0	0	0	2	0
0	0	0	0	0	0	0	0	0	0	0	0	34	0
79	0	84	82	51	42	0	6	181	153	23	17	1,287	236
186	0	0	7	82	56	0	88	131	306	0	2	922	0
336	0	784	2,149	323	161	55	8	319	140	0	8	5,228	0
522	0	784	2,156	405	217	55	96	450	446	0	10	6,150	0
522	0	784	2,156	405	217	55	96	450	446	0	10	6,150	0
343	0	0	85	125	19	122	58	728	661	0	428	2,670	0
161	0	0	68	367	205	39	4	36	75	2	1	1,488	0
290	0	0	323	290	130	0	6	52	129	0	0	1,415	0
1,549	0	896	0	0	0	0	0	0	0	0	3	7,699	203
2,343	0	896	476	782	354	161	68	816	865	2	432	13,272	203
0	0	0	0	0	0	0	0	0	0	0	0	20	0
0	0	0	0	0	0	0	0	0	0	0	0	402	65
0	0	0	0	0	0	0	0	0	0	0	0	2,274	0
0	0	0	0	0	0	0	0	0	0	0	0	2,696	65
2,343	0	896	476	782	354	161	68	816	865	2	432	15,968	268
195	0	0	32	76	50	3	7	119	211	14	2	844	0
56	0	155	211	104	59	0	0	0	0	0	0	868	0
251	0	155	243	180	109	3	7	119	211	14	2	1,712	0
251	0	155	243	180	109	3	7	119	211	14	2	1,712	0
34	0	0	75	330	99	25	1	304	476	14	263	1,775	27
45	0	174	355	0	0	0	0	0	0	0	0	1,405	0
79	0	174	430	330	99	25	1	304	476	14	263	3,180	27
0	0	0	0	0	0	0	0	0	0	0	0	6	0
0	0	0	0	0	0	0	0	0	0	0	0	6	0
79	0	174	430	330	99	25	1	304	476	14	263	3,186	27
320	0	21	25	215	39	17	4	178	74	0	2	1,487	0
320	0	21	25	215	39	17	4	178	74	0	2	1,487	0
320	0	21	25	215	39	17	4	178	74	0	2	1,487	0
385	0	0	116	281	32	147	7	153	189	0	174	1,942	0
55	0	320	413	13	0	0	0	0	0	0	0	1,382	0
440	0	320	529	294	32	147	7	153	189	0	174	3,324	0
440	0	320	529	294	32	147	7	153	189	0	174	3,324	0
308	0	0	2	338	32	56	25	341	304	15	156	1,842	0

- - - CRIMINAL - - -

	CF	CM	RCR	MC	IF	OV	JC	JD	JS	JP	JM	RJ
<b>DEARBORN</b>												
COUNTY	142	388	37	0	309	0	0	0	0	0	0	0
TOTAL-COURTS OF RECORD:	182	388	42	0	309	0	54	13	0	152	0	1
AURORA CITY	0	232	0	0	1,280	0	0	0	0	0	0	0
LAWRENCEBURG CITY	0	5	0	9	179	4	0	0	0	0	0	0
TOTAL-CITY AND TOWN:	0	237	0	9	1,459	4	0	0	0	0	0	0
GRAND TOTAL:	182	625	42	9	1,768	4	54	13	0	152	0	1
<b>DECATUR</b>												
CIRCUIT	100	38	5	2	0	0	23	26	0	53	0	7
COUNTY	43	501	1	0	1,380	0	0	0	0	0	0	0
TOTAL-COURTS OF RECORD:	143	539	6	2	1,380	0	23	26	0	53	0	7
GRAND TOTAL:	143	539	6	2	1,380	0	23	26	0	53	0	7
<b>DEKALB</b>												
CIRCUIT	15	1	5	2	0	0	48	26	0	38	2	44
SUPERIOR	133	652	314	4	514	0	0	4	0	1	0	0
TOTAL-COURTS OF RECORD:	148	653	319	6	514	0	48	30	0	39	2	44
BUTLER CITY	0	0	0	0	8	0	0	0	0	0	0	0
TOTAL-CITY AND TOWN:	0	0	0	0	8	0	0	0	0	0	0	0
GRAND TOTAL:	148	653	319	6	522	0	48	30	0	39	2	44
<b>DELAWARE</b>												
CIRCUIT	77	0	8	0	0	0	0	0	0	154	0	15
SUPERIOR 1	30	0	36	0	0	0	0	0	0	13	0	2
SUPERIOR 2	78	0	8	4	0	0	262	144	0	26	0	34
SUPERIOR 3	232	1,306	168	0	43	8	0	0	0	0	0	0
SUPERIOR 4	158	1,380	216	0	140	5	0	0	0	0	0	0
TOTAL-COURTS OF RECORD:	595	2,686	436	4	183	13	262	144	0	193	0	51
MUNCIE CITY	0	374	0	0	50	61	0	0	0	0	0	0
YORKTOWN TOWN	0	0	0	0	418	0	0	0	0	0	0	0
TOTAL-CITY AND TOWN:	0	374	0	0	468	61	0	0	0	0	0	0
GRAND TOTAL:	595	3,060	436	4	651	74	262	144	0	193	0	51
<b>DUBOIS</b>												
CIRCUIT	129	141	41	1	0	0	38	35	0	53	0	3
SUPERIOR	34	180	13	7	268	3	0	0	0	0	0	0
TOTAL-COURTS OF RECORD:	163	321	54	8	268	3	38	35	0	53	0	3
GRAND TOTAL:	163	321	54	8	268	3	38	35	0	53	0	3
<b>ELKHART</b>												
CIRCUIT	118	1	28	0	0	0	293	621	0	107	622	1
SUPERIOR 1	97	1	47	0	0	0	0	0	0	0	0	0
SUPERIOR 2	196	3	13	0	0	0	1	0	0	91	0	148
SUPERIOR 3	197	5	5	0	0	0	0	0	0	0	0	0
COUNTY - ELKHART	389	53	93	0	17	0	0	0	0	0	0	0
COUNTY - GOSHEN	410	905	208	0	837	98	0	0	0	0	0	0
TOTAL-COURTS OF RECORD:	1,407	968	394	0	854	98	294	621	0	198	622	149
ELKHART CITY	0	1,877	0	0	2,462	15	0	0	0	0	0	0
GOSHEN CITY	0	1,049	208	15	1,035	72	0	0	0	0	0	0
NAPPANEE CITY	0	32	0	0	75	0	0	0	0	0	0	0
TOTAL-CITY AND TOWN:	0	2,958	208	15	3,572	87	0	0	0	0	0	0
GRAND TOTAL:	1,407	3,926	602	15	4,426	185	294	621	0	198	622	149
<b>FAYETTE</b>												
CIRCUIT	32	7	24	1	0	0	11	79	0	63	1	21



CASES PENDING ON JANUARY 1, 1989

7

- - - CIVIL - - -

CP	CT	SC	RCV	DR	RDR	MH	AD	ES	GU	TR	MI	TOTAL	NAC
117	0	291	59	0	0	0	0	0	0	0	0	1,343	22
425	0	291	61	338	32	56	25	341	304	15	156	3,185	22
0	0	0	0	0	0	0	0	0	0	0	0	1,512	100
0	0	0	0	0	0	0	0	0	0	0	0	197	0
0	0	0	0	0	0	0	0	0	0	0	0	1,709	100
425	0	291	61	338	32	56	25	341	304	15	156	4,894	122
1,035	0	0	12	119	32	54	28	315	269	40	8	2,166	0
9	0	264	160	0	0	0	0	0	0	0	0	2,358	0
1,044	0	264	172	119	32	54	28	315	269	40	8	4,524	0
1,044	0	264	172	119	32	54	28	315	269	40	8	4,524	0
206	0	0	31	89	89	7	7	179	369	11	22	1,191	0
156	0	801	103	299	63	0	6	74	17	2	1	3,144	0
362	0	801	134	388	152	7	13	253	386	13	23	4,335	0
0	0	0	0	0	0	0	0	0	0	0	0	8	0
0	0	0	0	0	0	0	0	0	0	0	0	8	0
362	0	801	134	388	152	7	13	253	386	13	23	4,343	0
1,884	0	0	505	386	541	67	10	577	343	76	40	4,683	0
1,318	0	0	718	558	712	54	3	60	76	2	12	3,614	0
619	0	0	1,494	66	485	0	28	313	161	4	24	3,750	0
321	0	1,456	5,448	629	178	0	0	0	0	0	8	9,797	0
464	0	2,755	1,112	153	92	0	0	0	0	0	8	6,483	0
4,606	0	4,211	9,277	1,792	2,008	121	41	950	580	82	92	28,327	0
0	0	0	0	0	0	0	0	0	0	0	0	485	0
0	0	0	0	0	0	0	0	0	0	0	0	418	0
0	0	0	0	0	0	0	0	0	0	0	0	903	0
4,606	0	4,211	9,277	1,792	2,008	121	41	950	580	82	92	29,230	0
185	0	0	12	77	40	32	13	253	174	0	2	1,229	0
59	0	92	291	34	13	0	0	0	0	0	0	994	0
244	0	92	303	111	53	32	13	253	174	0	2	2,223	0
244	0	92	303	111	53	32	13	253	174	0	2	2,223	0
523	0	0	51	511	328	2	7	443	309	4	1	3,970	0
2,151	0	0	636	404	712	0	3	166	265	0	0	4,482	0
1,133	0	0	107	736	134	18	66	608	486	0	36	3,776	0
263	0	0	10	454	55	37	7	140	62	5	1	1,241	0
155	0	726	1,204	0	0	0	0	0	0	0	0	2,637	0
102	0	268	1,057	0	0	0	0	0	0	0	0	3,885	0
4,327	0	994	3,065	2,105	1,229	57	83	1,357	1,122	9	38	19,991	0
973	0	0	0	0	0	0	0	0	0	0	0	5,327	344
35	0	0	6	0	0	0	0	0	0	0	0	2,420	384
0	0	0	0	0	0	0	0	0	0	0	0	107	0
1,008	0	0	6	0	0	0	0	0	0	0	0	7,854	728
5,335	0	994	3,071	2,105	1,229	57	83	1,357	1,122	9	38	27,845	728
133	0	0	87	212	144	8	6	230	210	2	4	1,275	0

- - - CRIMINAL - - -

	CF	CM	RCR	MC	IF	OV	JC	JD	JS	JP	JM	RJ
<b>FAYETTE</b>												
SUPERIOR	65	50	46	1	158	0	0	0	0	0	0	0
TOTAL-COURTS OF RECORD:	97	57	70	2	158	0	11	79	0	63	1	21
GRAND TOTAL:	97	57	70	2	158	0	11	79	0	63	1	21
<b>FLOYD</b>												
CIRCUIT	351	0	0	0	0	0	10	2	0	8	0	0
SUPERIOR	193	4	12	0	0	0	0	0	0	0	0	0
COUNTY	124	4,312	0	0	1,535	36	0	0	0	0	0	0
TOTAL-COURTS OF RECORD:	668	4,316	12	0	1,535	36	10	2	0	8	0	0
GRAND TOTAL:	668	4,316	12	0	1,535	36	10	2	0	8	0	0
<b>FOUNTAIN</b>												
CIRCUIT	74	79	37	0	54	0	7	3	0	7	0	3
TOTAL-COURTS OF RECORD:	74	79	37	0	54	0	7	3	0	7	0	3
ATTICA CITY	0	185	0	0	1,433	0	0	0	0	0	0	0
TOTAL-CITY AND TOWN:	0	185	0	0	1,433	0	0	0	0	0	0	0
GRAND TOTAL:	74	264	37	0	1,487	0	7	3	0	7	0	3
<b>FRANKLIN</b>												
CIRCUIT	142	19	17	0	0	0	3	12	0	9	0	13
TOTAL-COURTS OF RECORD:	142	19	17	0	0	0	3	12	0	9	0	13
GRAND TOTAL:	142	19	17	0	0	0	3	12	0	9	0	13
<b>FULTON</b>												
CIRCUIT	54	0	9	13	0	0	4	2	0	19	0	6
COUNTY	22	466	74	0	1,122	0	0	0	0	0	0	0
TOTAL-COURTS OF RECORD:	76	466	83	13	1,122	0	4	2	0	19	0	6
GRAND TOTAL:	76	466	83	13	1,122	0	4	2	0	19	0	6
<b>GIBSON</b>												
CIRCUIT	114	2	14	0	0	0	41	21	0	20	0	5
SUPERIOR	13	196	10	0	1,098	0	0	0	0	0	0	0
TOTAL-COURTS OF RECORD:	127	198	24	0	1,098	0	41	21	0	20	0	5
GRAND TOTAL:	127	198	24	0	1,098	0	41	21	0	20	0	5
<b>GRANT</b>												
CIRCUIT	88	0	0	0	0	0	0	0	0	0	0	0
SUPERIOR 1	43	5	21	0	0	0	0	0	0	0	0	0
SUPERIOR 2	44	4	7	1	0	0	90	108	0	262	29	314
COUNTY	178	564	157	1	87	0	0	0	0	0	0	0
TOTAL-COURTS OF RECORD:	353	573	185	2	87	0	90	108	0	262	29	314
GAS CITY	0	67	0	0	84	1	0	0	0	0	0	0
MARION CITY	0	207	0	8	54	81	0	0	0	0	0	0
TOTAL-CITY AND TOWN:	0	274	0	8	138	82	0	0	0	0	0	0
GRAND TOTAL:	353	847	185	10	225	82	90	108	0	262	29	314
<b>GREENE</b>												
CIRCUIT	86	1	18	0	0	0	44	21	0	28	0	0
SUPERIOR	41	196	7	3	670	0	0	0	0	0	0	0
UPGRADED 1-1-89												
TOTAL-COURTS OF RECORD:	127	197	25	3	670	0	44	21	0	28	0	0
GRAND TOTAL:	127	197	25	3	670	0	44	21	0	28	0	0
<b>HAMILTON</b>												
CIRCUIT	68	0	28	107	8	0	39	304	7	127	0	2

--- CIVIL ---

CF	CT	SC	RCV	DR	RDR	MH	AD	ES	GU	TR	MI	TOTAL	NAC
37	0	111	26	18	1	0	0	0	0	0	1	514	154
170	0	111	113	230	145	8	6	230	210	2	5	1,789	154
170	0	111	113	230	145	8	6	230	210	2	5	1,789	154
2,110	0	0	2	1,356	39	5	14	668	388	9	29	4,991	0
283	24	0	0	258	182	6	3	86	53	0	7	1,111	2
240	0	608	0	0	0	0	0	0	0	0	0	6,855	0
2,633	24	608	2	1,614	221	11	17	754	441	9	36	12,957	2
2,633	24	608	2	1,614	221	11	17	754	441	9	36	12,957	2
134	0	40	44	50	22	0	6	132	87	21	1	801	0
134	0	40	44	50	22	0	6	132	87	21	1	801	0
0	0	0	0	0	0	0	0	0	0	0	0	1,618	0
0	0	0	0	0	0	0	0	0	0	0	0	1,618	0
134	0	40	44	50	22	0	6	132	87	21	1	2,419	0
419	0	0	0	66	0	0	0	120	115	31	0	966	0
419	0	0	0	66	0	0	0	120	115	31	0	966	0
419	0	0	0	66	0	0	0	120	115	31	0	966	0
167	0	0	82	76	62	8	4	201	82	3	11	803	0
3	0	347	244	0	0	0	0	0	0	0	0	2,278	0
170	0	347	326	76	62	8	4	201	82	3	11	3,081	0
170	0	347	326	76	62	8	4	201	82	3	11	3,081	0
154	0	0	48	104	63	16	8	178	168	0	7	963	0
87	0	74	97	27	6	0	0	0	0	0	0	1,608	0
241	0	74	145	131	69	16	8	178	168	0	7	2,571	0
241	0	74	145	131	69	16	8	178	168	0	7	2,571	0
389	0	0	0	581	0	142	0	253	385	70	0	1,908	0
318	0	0	29	121	34	4	0	6	8	0	3	592	0
108	0	0	15	120	118	3	6	59	163	1	1	1,453	24
127	0	1,859	791	0	0	0	0	0	0	0	31	3,795	0
942	0	1,859	835	822	152	149	6	318	556	71	35	7,748	24
0	0	0	0	0	0	0	0	0	0	0	0	152	5
0	0	0	0	0	0	0	0	0	0	0	0	350	0
0	0	0	0	0	0	0	0	0	0	0	0	502	5
942	0	1,859	835	822	152	149	6	318	556	71	35	8,250	29
223	1	0	34	73	75	5	16	248	180	2	5	1,060	0
20	0	145	60	0	0	0	0	0	0	0	0	1,142	72
243	1	145	94	73	75	5	16	248	180	2	5	2,202	72
243	1	145	94	73	75	5	16	248	180	2	5	2,202	72
414	0	0	53	72	79	90	17	180	362	15	32	2,004	0

--- CRIMINAL ---

	CF	CM	RCR	MC	IF	OV	JC	JD	JS	JP	JM	RJ
<b>HAMILTON</b>												
SUPERIOR 1	130	11	61	32	0	0	0	0	0	6	1	0
SUPERIOR 2	58	1	42	15	0	0	0	7	0	14	1	3
SUPERIOR 3	125	5	0	10	0	0	2	2	0	1	0	0
COUNTY	622	496	92	1,836	2,537	1,325	0	0	0	0	0	0
TOTAL-COURTS OF RECORD:	1,003	513	223	2,000	2,545	1,325	41	313	7	148	2	5
CARMEL CITY	0	64	2	0	689	122	0	0	0	0	0	0
NOBLESVILLE CITY	0	526	0	0	172	2,103	0	0	0	0	0	0
TOTAL-CITY AND TOWN:	0	590	2	0	861	2,225	0	0	0	0	0	0
GRAND TOTAL:	1,003	1,103	225	2,000	3,406	3,550	41	313	7	148	2	5
<b>HANCOCK</b>												
CIRCUIT	52	0	0	0	0	0	7	17	0	111	0	0
SUPERIOR	43	0	1	0	0	0	1	4	0	4	0	2
COUNTY	419	3,929	15	0	3,958	0	0	0	0	0	0	0
TOTAL-COURTS OF RECORD:	514	3,929	16	0	3,958	0	8	21	0	115	0	2
GRAND TOTAL:	514	3,929	16	0	3,958	0	8	21	0	115	0	2
<b>HARRISON</b>												
CIRCUIT	114	3	37	4	0	0	38	131	0	78	1	2
COUNTY	71	522	42	0	520	0	0	0	0	0	0	0
TOTAL-COURTS OF RECORD:	185	525	79	4	520	0	38	131	0	78	1	2
GRAND TOTAL:	185	525	79	4	520	0	38	131	0	78	1	2
<b>HENDRICKS</b>												
CIRCUIT	237	31	44	0	0	0	115	532	0	72	141	0
SUPERIOR 1	112	0	2	0	0	0	0	0	0	0	0	0
SUPERIOR 2	251	1,387	129	1	5,748	1	0	0	0	0	0	0
TOTAL-COURTS OF RECORD:	600	1,418	175	1	5,748	1	115	532	0	72	141	0
PLAINFIELD TOWN	0	0	0	0	0	0	0	0	0	0	0	0
EFFECTIVE 9/1/89												
TOTAL-CITY AND TOWN:	0	0	0	0	0	0	0	0	0	0	0	0
GRAND TOTAL:	600	1,418	175	1	5,748	1	115	532	0	72	141	0
<b>HENRY</b>												
CIRCUIT	146	0	0	1	0	0	3	41	0	113	0	0
SUPERIOR	142	0	41	0	0	0	41	57	0	184	0	25
COUNTY	155	375	4	0	154	0	0	0	0	0	0	0
TOTAL-COURTS OF RECORD:	443	375	45	1	154	0	44	98	0	297	0	25
KNIGHTSTOWN TOWN	0	1	0	0	65	0	0	0	0	0	0	0
TOTAL-CITY AND TOWN:	0	1	0	0	65	0	0	0	0	0	0	0
GRAND TOTAL:	443	376	45	1	219	0	44	98	0	297	0	25
<b>HOWARD</b>												
CIRCUIT	119	14	0	1	0	0	82	237	0	420	0	0
SUPERIOR 1	238	27	31	0	0	0	0	1	0	1	0	0
SUPERIOR 2	195	98	17	0	0	0	0	0	0	0	0	0
COUNTY	228	1,951	169	0	1,259	0	0	0	0	0	0	0
TOTAL-COURTS OF RECORD:	780	2,090	217	1	1,259	0	82	238	0	421	0	0
GRAND TOTAL:	780	2,090	217	1	1,259	0	82	238	0	421	0	0
<b>HUNTINGTON</b>												
CIRCUIT	12	0	23	0	0	0	11	119	0	47	1	0

- - - CIVIL - - -

CP	CT	SC	RCV	DR	RDR	MH	AD	ES	GU	TR	MI	TOTAL	NAC
559	0	0	309	343	338	2	28	261	287	20	71	2,459	0
278	0	0	83	88	124	4	6	63	96	1	4	888	0
160	0	0	2	188	0	1	0	19	13	0	2	530	0
263	0	1,053	2,125	0	0	0	0	0	0	0	0	10,349	0
1,674	0	1,053	2,572	691	541	97	51	523	758	36	109	16,230	0
0	0	0	0	0	0	0	0	0	0	0	0	877	0
0	0	0	0	0	0	0	0	0	0	0	0	2,801	0
0	0	0	0	0	0	0	0	0	0	0	0	3,678	0
1,674	0	1,053	2,572	691	541	97	51	523	758	36	109	19,908	0
760	0	0	65	167	297	5	7	189	200	2	1	1,880	0
339	0	0	9	195	7	0	5	165	149	1	1	926	0
152	0	1,027	2,118	0	0	0	0	0	0	0	0	11,618	3,289
1,251	0	1,027	2,192	362	304	5	12	354	349	3	2	14,424	3,289
1,251	0	1,027	2,192	362	304	5	12	354	349	3	2	14,424	3,289
282	0	0	57	293	130	0	18	309	216	11	8	1,732	0
85	0	57	72	0	0	0	0	0	0	0	0	1,369	567
367	0	57	129	293	130	0	18	309	216	11	8	3,101	567
367	0	57	129	293	130	0	18	309	216	11	8	3,101	567
217	0	0	11	89	8	0	0	0	0	0	29	1,526	0
407	0	0	35	388	120	28	14	267	442	23	8	1,846	0
0	111	366	716	41	15	0	0	0	0	0	11	8,777	0
624	111	366	762	518	143	28	14	267	442	23	48	12,149	0
0	0	0	0	0	0	0	0	0	0	0	0	0	0
0	0	0	0	0	0	0	0	0	0	0	0	0	0
624	111	366	762	518	143	28	14	267	442	23	48	12,149	0
780	0	0	146	264	121	134	77	180	174	12	2	2,194	0
231	0	0	140	293	91	6	15	129	143	11	2	1,551	0
27	0	269	266	0	0	0	0	0	0	0	0	1,250	0
1,038	0	269	552	557	212	140	92	309	317	23	4	4,995	0
0	0	0	0	0	0	0	0	0	0	0	0	66	110
0	0	0	0	0	0	0	0	0	0	0	0	66	110
1,038	0	269	552	557	212	140	92	309	317	23	4	5,061	110
174	0	0	17	197	91	0	39	177	119	0	5	1,692	0
387	0	0	364	347	232	75	2	218	234	3	38	2,198	0
802	0	0	757	965	1,178	123	0	242	145	0	0	4,522	0
84	0	722	0	0	0	0	0	0	0	0	0	4,413	191
1,447	0	722	1,138	1,509	1,501	198	41	637	498	3	43	12,825	191
1,447	0	722	1,138	1,509	1,501	198	41	637	498	3	43	12,825	191
536	0	0	25	734	105	8	11	407	352	0	197	2,588	0

--- CRIMINAL ---

	CF	CM	RCR	MC	IF	OV	JC	JD	JS	JP	JM	RJ
<b>HUNTINGTON</b>												
SUPERIOR	55	199	2	0	150	0	0	0	0	0	0	0
TOTAL-COURTS OF RECORD:	67	199	25	0	150	0	11	119	0	47	1	0
ROANOKE TOWN	0	0	0	0	0	0	0	0	0	0	0	0
TOTAL-CITY AND TOWN:	0	0	0	0	0	0	0	0	0	0	0	0
GRAND TOTAL:	67	199	25	0	150	0	11	119	0	47	1	0
<b>JACKSON</b>												
CIRCUIT	153	2	3	0	0	0	52	79	0	37	15	0
SUPERIOR	0	295	176	0	3,872	0	0	0	0	0	0	0
TOTAL-COURTS OF RECORD:	153	297	179	0	3,872	0	52	79	0	37	15	0
GRAND TOTAL:	153	297	179	0	3,872	0	52	79	0	37	15	0
<b>JASPER</b>												
CIRCUIT	40	4	3	6	0	0	25	110	0	76	3	0
SUPERIOR	169	3,533	228	14	254	1	1	0	0	1	0	0
TOTAL-COURTS OF RECORD:	209	3,537	231	20	254	1	26	110	0	77	3	0
DEMOITTE TOWN	0	8	0	0	47	0	0	0	0	0	0	0
WHEATFIELD TOWN	0	0	0	0	0	0	0	0	0	0	0	0
TOTAL-CITY AND TOWN:	0	8	0	0	47	0	0	0	0	0	0	0
GRAND TOTAL:	209	3,545	231	20	301	1	26	110	0	77	3	0
<b>JAY</b>												
CIRCUIT	16	0	0	0	0	0	4	7	0	5	0	3
SUPERIOR	34	177	21	0	10	0	0	0	0	0	0	0
UPGRADED 1-1-89												
TOTAL-COURTS OF RECORD:	50	177	21	0	10	0	4	7	0	5	0	3
DUNKIRK CITY	0	0	0	0	27	0	0	0	0	0	0	0
PORTLAND CITY	0	16	0	0	88	0	0	0	0	0	0	0
TOTAL-CITY AND TOWN:	0	16	0	0	115	0	0	0	0	0	0	0
GRAND TOTAL:	50	193	21	0	125	0	4	7	0	5	0	3
<b>JEFFERSON</b>												
CIRCUIT	97	0	10	0	0	0	0	0	0	10	0	0
COUNTY	80	288	0	0	66	6	0	0	0	0	0	0
TOTAL-COURTS OF RECORD:	177	288	10	0	66	6	0	0	0	10	0	0
GRAND TOTAL:	177	288	10	0	66	6	0	0	0	10	0	0
<b>JENNINGS</b>												
CIRCUIT	50	15	17	0	0	0	45	71	0	28	8	6
TOTAL-COURTS OF RECORD:	50	15	17	0	0	0	45	71	0	28	8	6
NORTH VERNON CITY	0	0	0	0	0	0	0	0	0	0	0	0
TOTAL-CITY AND TOWN:	0	0	0	0	0	0	0	0	0	0	0	0
GRAND TOTAL:	50	15	17	0	0	0	45	71	0	28	8	6
<b>JOHNSON</b>												
CIRCUIT	126	9	0	2	0	0	84	0	0	0	0	0
SUPERIOR 1	112	14	33	0	0	0	1	0	0	1	1	0
SUPERIOR 2	323	1,850	4	0	70	0	4	0	0	13	1	0
TOTAL-COURTS OF RECORD:	561	1,873	37	2	70	0	89	0	0	14	2	0
FRANKLIN CITY	0	547	0	0	1,337	0	0	0	0	0	0	0
GREENWOOD CITY	0	265	0	0	710	3	0	0	0	0	0	0
NEW WHITELAND TOWN	0	691	0	0	435	97	0	0	0	0	0	0

CASES PENDING ON JANUARY 1, 1989

13

--- CIVIL ---

CP	CT	SC	RCV	DR	RDR	MH	AD	ES	GU	TR	MI	TOTAL	NAC
4	0	149	100	11	0	0	0	0	0	0	1	671	349
540	0	149	125	745	105	8	11	407	352	0	198	3,259	349
0	0	0	0	0	0	0	0	0	0	0	0	0	0
0	0	0	0	0	0	0	0	0	0	0	0	0	0
540	0	149	125	745	105	8	11	407	352	0	198	3,259	349
545	0	0	54	184	0	14	27	274	246	13	21	1,719	0
98	0	187	250	54	4	0	0	0	0	0	5	4,941	744
643	0	187	304	238	4	14	27	274	246	13	26	6,660	744
643	0	187	304	238	4	14	27	274	246	13	26	6,660	744
888	0	0	125	82	105	36	33	695	278	31	2	2,542	0
1,690	0	676	2,312	227	104	0	6	53	51	0	1	9,321	139
2,578	0	676	2,437	309	209	36	39	748	329	31	3	11,863	139
0	0	0	0	0	0	0	0	0	0	0	0	55	0
0	0	0	0	0	0	0	0	0	0	0	0	0	0
0	0	0	0	0	0	0	0	0	0	0	0	55	0
2,578	0	676	2,437	309	209	36	39	748	329	31	3	11,918	139
125	0	0	70	127	14	0	3	40	53	0	0	467	0
17	0	484	1,099	0	0	0	0	0	0	0	0	1,842	0
142	0	484	1,169	127	14	0	3	40	53	0	0	2,309	0
0	0	0	0	0	0	0	0	0	0	0	0	27	9
0	0	0	0	0	0	0	0	0	0	0	0	104	0
0	0	0	0	0	0	0	0	0	0	0	0	131	9
142	0	484	1,169	127	14	0	3	40	53	0	0	2,440	9
260	0	0	14	162	263	72	12	362	444	16	11	1,733	0
26	0	101	69	0	0	0	0	0	0	0	0	638	0
288	0	101	83	162	263	72	12	362	444	16	11	2,371	0
288	0	101	83	162	263	72	12	362	444	16	11	2,371	0
350	0	270	221	141	98	2	21	308	344	0	7	2,002	0
350	0	270	221	141	98	2	21	308	344	0	7	2,002	0
0	0	0	0	0	0	0	0	0	0	0	0	0	0
0	0	0	0	0	0	0	0	0	0	0	0	0	0
350	0	270	221	141	98	2	21	308	344	0	7	2,002	0
2,194	0	0	39	584	163	9	35	437	219	1	38	3,940	0
81	0	0	17	140	5	19	4	239	131	7	0	805	0
244	0	1,061	146	525	114	1	3	79	97	0	1	4,536	0
2,519	0	1,061	202	1,249	282	29	42	755	447	8	39	9,281	0
0	0	0	0	0	0	0	0	0	0	0	0	1,884	0
0	0	0	0	0	0	0	0	0	0	0	0	978	100
0	0	0	0	0	0	0	0	0	0	0	0	1,223	0

- - - CRIMINAL - - -

	CF	CM	RCR	MC	IF	OV	JC	JD	JS	JP	JM	RJ
<b>JOHNSON</b>												
TOTAL-CITY AND TOWN:	0	1,503	0	0	2,482	100	0	0	0	0	0	0
GRAND TOTAL:	561	3,376	37	2	2,552	100	89	0	0	14	2	0
<b>KNOX</b>												
CIRCUIT	88	0	9	0	0	0	0	0	0	0	0	0
SUPERIOR 1	139	1	45	0	0	0	76	188	0	157	0	5
SUPERIOR 2	368	1,930	36	0	3,179	0	0	0	0	0	0	0
TOTAL-COURTS OF RECORD:	595	1,931	90	0	3,179	0	76	188	0	157	0	5
BICKNELL CITY	0	0	0	0	0	0	0	0	0	0	0	0
TOTAL-CITY AND TOWN:	0	0	0	0	0	0	0	0	0	0	0	0
GRAND TOTAL:	595	1,931	90	0	3,179	0	76	188	0	157	0	5
<b>KOSCIUSKO</b>												
CIRCUIT	27	0	5	0	0	0	0	0	0	0	0	0
SUPERIOR	126	0	1	0	0	0	3	12	0	32	0	0
COUNTY	18	3,723	2	0	1,885	0	0	0	0	0	0	0
TOTAL-COURTS OF RECORD:	171	3,723	8	0	1,885	0	3	12	0	32	0	0
GRAND TOTAL:	171	3,723	8	0	1,885	0	3	12	0	32	0	0
<b>LAGRANGE</b>												
CIRCUIT	123	9	16	28	0	0	68	119	0	42	0	8
SUPERIOR	250	487	0	0	794	1	0	0	0	0	0	0
TOTAL-COURTS OF RECORD:	373	496	16	28	794	1	68	119	0	42	0	8
GRAND TOTAL:	373	496	16	28	794	1	68	119	0	42	0	8
<b>LAKE</b>												
CIRCUIT	0	0	0	0	0	0	0	0	0	0	0	0
SUPERIOR, CIV. 1	0	0	0	0	0	0	0	0	0	0	0	0
SUPERIOR, CIV. 2	0	0	0	0	0	0	0	0	0	0	0	0
SUPERIOR, CIV. 3	1	0	0	0	0	0	0	0	0	1	0	0
SUPERIOR, CIV. 4	0	0	0	0	0	0	0	0	0	0	0	0
SUPERIOR, CIV. 5	1	0	0	0	0	0	0	0	0	2	0	0
SUPERIOR, JUV. DIV.	0	0	0	0	0	0	1,491	3,195	139	2,821	183	244
SUPERIOR, CRIM. 1	189	0	69	3	0	0	0	0	0	0	0	0
SUPERIOR, CRIM. 2	172	0	68	2	0	0	0	0	0	0	0	0
SUPERIOR, CRIM. 3	265	2	78	5	0	0	0	0	0	0	0	0
SUPERIOR, CRIM. 4	506	0	56	0	0	0	0	0	0	0	0	0
SUPERIOR 7	509	3,446	186	0	12,224	1,366	0	0	0	0	0	0
UPGRADED 1-1-89												
SUPERIOR 8	173	906	0	0	691	26	0	0	0	0	0	0
UPGRADED 1-1-89												
SUPERIOR 9	623	3,400	849	1	4,602	444	0	0	0	0	0	0
UPGRADED 1-1-89												
TOTAL-COURTS OF RECORD:	2,445	7,754	1,306	11	17,517	1,836	1,491	3,195	139	2,824	183	244
CROWN POINT CITY	0	210	0	0	125	179	0	0	0	0	0	0
EAST CHICAGO CITY	0	70	0	639	0	19	0	0	0	0	0	0
GARY CITY	0	3,711	0	0	4,046	2,646	0	0	0	0	0	0
HAMMOND CITY	0	1,123	0	0	739	3,356	0	0	0	0	0	0
HOBART CITY	0	1,063	3	0	699	10	0	0	0	0	0	0
LAKE STATION CITY	0	840	3	0	1,327	24	0	0	0	0	0	0
WHITING CITY	0	90	0	0	19	0	0	0	0	0	0	0
TOTAL-CITY AND TOWN:	0	7,107	6	639	6,955	6,234	0	0	0	0	0	0



- - - CIVIL - - -

CP	CT	SC	RCV	DR	RDR	MH	AD	ES	GU	TR	MI	TOTAL	NAC
0	0	0	0	0	0	0	0	0	0	0	0	4,085	100
2,519	0	1,061	202	1,249	282	29	42	755	447	8	39	13,366	100
892	0	0	78	185	12	4	44	942	496	0	22	2,772	0
398	0	0	140	193	307	7	0	0	0	0	0	1,656	0
100	0	1,479	936	25	0	11	0	0	0	0	0	8,064	785
1,390	0	1,479	1,154	403	319	22	44	942	496	0	22	12,492	785
0	0	0	0	0	0	0	0	0	0	0	0	0	2
0	0	0	0	0	0	0	0	0	0	0	0	0	2
1,390	0	1,479	1,154	403	319	22	44	942	496	0	22	12,492	787
219	0	0	33	159	70	22	10	161	63	4	10	783	0
140	5	0	212	12	0	0	7	254	145	0	38	987	0
63	0	16	442	0	0	0	0	0	0	0	0	6,149	244
422	5	16	687	171	70	22	17	415	208	4	48	7,919	244
422	5	16	687	171	70	22	17	415	208	4	48	7,919	244
352	0	0	34	245	281	69	20	285	191	25	1	1,916	0
32	0	305	352	37	0	0	0	0	0	0	0	2,258	569
384	0	305	386	282	281	69	20	285	191	25	1	4,174	569
384	0	305	386	282	281	69	20	285	191	25	1	4,174	569
8,020	0	0	16,820	776	2,404	288	64	1,017	555	16	338	30,298	0
3,933	0	0	77	347	84	0	140	1,119	285	0	56	6,041	0
266	0	0	1,731	722	177	40	22	1,974	1,593	0	115	6,640	0
120	47	0	668	587	438	0	62	1,289	2,294	1	261	5,769	0
367	0	0	2,050	185	925	166	13	0	0	0	31	3,737	0
1,038	34	0	486	376	372	4	6	1	0	0	0	2,320	0
0	0	0	0	0	0	0	0	0	0	0	0	8,073	0
0	0	0	0	0	0	0	0	0	0	0	0	261	0
0	0	0	0	0	0	0	0	0	0	0	0	248	0
0	0	0	0	0	0	0	0	0	0	0	0	350	0
0	0	0	0	0	0	0	0	0	0	0	0	562	0
283	0	1,479	3,071	0	0	0	0	0	0	0	64	22,628	145
296	0	330	426	0	0	0	0	0	0	0	0	2,848	0
484	0	2,390	8,177	0	0	0	0	0	0	0	0	20,970	0
14,807	81	4,199	33,506	2,993	4,400	498	307	5,400	4,727	17	865	110,745	145
185	0	0	0	0	0	0	0	0	0	0	0	699	402
3,220	0	0	108	0	0	0	0	0	0	0	0	4,056	0
0	10,746	0	0	0	0	0	0	0	0	0	0	21,149	1,985
2,942	0	0	0	0	0	0	0	0	0	0	0	8,160	0
0	0	0	0	0	0	0	0	0	0	0	0	1,775	0
0	0	0	0	0	0	0	0	0	0	0	0	2,194	0
0	0	0	0	0	0	0	0	0	0	0	0	109	0
6,347	10,746	0	108	0	0	0	0	0	0	0	0	38,142	2,387









- - - CRIMINAL - - -

	CF	CM	RCR	MC	IF	OV	JC	JD	JS	JP	JM	RJ
<b>MONROE</b>												
SUPERIOR 4	94	1,677	406	0	1,081	0	0	0	0	0	0	0
SUPERIOR 5	0	0	0	0	0	485	0	0	0	0	0	0
TOTAL-COURTS OF RECORD:	474	1,689	551	0	1,081	485	14	20	0	43	0	19
GRAND TOTAL:	474	1,689	551	0	1,081	485	14	20	0	43	0	19
<b>MONTGOMERY</b>												
CIRCUIT	125	17	11	0	0	0	51	58	0	112	9	5
COUNTY	13	197	19	0	134	0	0	0	0	0	0	0
TOTAL-COURTS OF RECORD:	138	214	30	0	134	0	51	58	0	112	9	5
CRAWFORDSVILLE CITY	0	0	0	0	1	0	0	0	0	0	0	0
TOTAL-CITY AND TOWN:	0	0	0	0	1	0	0	0	0	0	0	0
GRAND TOTAL:	138	214	30	0	135	0	51	58	0	112	9	5
<b>MORGAN</b>												
CIRCUIT	150	6	39	17	0	0	107	51	0	37	22	13
SUPERIOR	68	124	107	5	0	0	0	0	0	0	0	0
COUNTY	70	209	83	0	7	0	0	0	0	0	0	0
TOTAL-COURTS OF RECORD:	288	339	229	22	7	0	107	51	0	37	22	13
MARTINSVILLE CITY	0	48	0	0	189	0	0	0	0	0	0	0
MOORESVILLE TOWN	0	11	0	0	156	0	0	0	0	0	0	0
TOTAL-CITY AND TOWN:	0	59	0	0	345	0	0	0	0	0	0	0
GRAND TOTAL:	288	398	229	22	352	0	107	51	0	37	22	13
<b>NEWTON</b>												
CIRCUIT	13	6	0	0	0	0	33	95	0	23	0	0
SUPERIOR	247	188	0	0	1,835	0	0	0	0	0	0	0
TOTAL-COURTS OF RECORD:	260	194	0	0	1,835	0	33	95	0	23	0	0
GRAND TOTAL:	260	194	0	0	1,835	0	33	95	0	23	0	0
<b>NOBLE</b>												
CIRCUIT	42	0	38	0	0	0	12	10	0	17	2	12
SUPERIOR	7	0	9	0	0	0	14	13	0	34	0	11
COUNTY	307	280	189	2	441	15	0	0	0	0	0	0
TOTAL-COURTS OF RECORD:	356	280	236	2	441	15	26	23	0	51	2	23
CROMWELL TOWN	0	0	0	0	0	0	0	0	0	0	0	0
TOTAL-CITY AND TOWN:	0	0	0	0	0	0	0	0	0	0	0	0
GRAND TOTAL:	356	280	236	2	441	15	26	23	0	51	2	23
<b>OHIO</b>												
CIRCUIT	6	1	1	0	0	0	2	3	0	3	0	0
SUPERIOR	33	158	14	0	175	0	0	0	0	0	0	0
TOTAL-COURTS OF RECORD:	39	159	15	0	175	0	2	3	0	3	0	0
GRAND TOTAL:	39	159	15	0	175	0	2	3	0	3	0	0
<b>ORANGE</b>												
CIRCUIT	150	0	8	0	0	0	7	48	1	15	0	0
COUNTY	8	166	0	0	92	0	0	0	0	0	0	0
TOTAL-COURTS OF RECORD:	158	166	8	0	92	0	7	48	1	15	0	0
GRAND TOTAL:	158	166	8	0	92	0	7	48	1	15	0	0
<b>OWEN</b>												
CIRCUIT	71	120	127	11	489	0	16	21	0	12	2	44

CASES PENDING ON JANUARY 1, 1989

21

- - - CIVIL - - -

CP	CT	SC	RCV	DR	RDR	MH	AD	ES	GU	TR	MI	TOTAL	NAC
0	0	0	0	9	6	0	0	0	0	0	0	3,273	1,607
310	0	1,399	2,172	8	10	0	0	0	0	0	0	4,384	2,400
872	0	1,423	2,288	366	214	1	23	385	307	20	0	10,275	4,079
872	0	1,423	2,288	366	214	1	23	385	307	20	0	10,275	4,079
476	0	0	2	216	19	2	13	217	104	64	17	1,518	0
8	0	183	31	0	0	0	0	0	0	0	0	585	230
484	0	183	33	216	19	2	13	217	104	64	17	2,103	230
0	0	0	0	0	0	0	0	0	0	0	0	1	0
0	0	0	0	0	0	0	0	0	0	0	0	1	0
484	0	183	33	216	19	2	13	217	104	64	17	2,104	230
283	0	0	93	56	78	20	12	56	122	11	5	1,178	10
230	0	0	40	299	298	2	2	239	194	0	6	1,614	0
33	0	189	179	0	0	0	0	0	0	0	0	770	0
546	0	189	312	355	376	22	14	295	316	11	11	3,562	10
0	0	0	0	0	0	0	0	0	0	0	0	237	0
0	0	0	0	0	0	0	0	0	0	0	0	167	237
0	0	0	0	0	0	0	0	0	0	0	0	404	237
546	0	189	312	355	376	22	14	295	316	11	11	3,966	247
477	0	0	14	133	5	0	5	252	295	0	3	1,354	0
813	0	517	194	63	0	0	0	10	12	0	3	3,882	0
1,290	0	517	208	196	5	0	5	262	307	0	6	5,236	0
1,290	0	517	208	196	5	0	5	262	307	0	6	5,236	0
408	0	0	41	150	175	8	44	169	210	21	0	1,359	0
288	0	0	25	80	136	1	1	26	37	0	0	682	0
21	0	452	144	0	6	0	0	0	0	0	0	1,857	0
717	0	452	210	230	317	9	45	195	247	21	0	3,898	0
0	0	0	0	0	0	0	0	0	0	0	0	0	0
0	0	0	0	0	0	0	0	0	0	0	0	0	0
717	0	452	210	230	317	9	45	195	247	21	0	3,898	0
70	0	0	20	51	25	0	6	23	65	0	0	276	0
29	0	55	9	49	5	0	0	0	0	0	0	527	0
99	0	55	29	100	30	0	6	23	65	0	0	803	0
99	0	55	29	100	30	0	6	23	65	0	0	803	0
248	0	0	28	69	27	25	4	187	189	0	2	1,008	0
53	0	121	262	0	0	0	0	0	0	0	0	702	7
301	0	121	290	69	27	25	4	187	189	0	2	1,710	7
301	0	121	290	69	27	25	4	187	189	0	2	1,710	7
195	0	132	122	82	100	10	0	146	111	4	8	1,823	123

- - - CRIMINAL - - -

	CF	CM	RCR	MC	IF	OV	JC	JD	JS	JP	JM	RJ
<b>OWEN</b>												
TOTAL-COURTS OF RECORD:	71	120	127	11	489	0	16	21	0	12	2	44
GRAND TOTAL:	71	120	127	11	489	0	16	21	0	12	2	44
<b>PARKE</b>												
CIRCUIT	142	448	0	5	436	0	10	38	0	49	0	0
TOTAL-COURTS OF RECORD:	142	448	0	5	436	0	10	38	0	49	0	0
GRAND TOTAL:	142	448	0	5	436	0	10	38	0	49	0	0
<b>PERRY</b>												
CIRCUIT	115	224	21	0	151	0	8	1	0	25	0	2
TOTAL-COURTS OF RECORD:	115	224	21	0	151	0	8	1	0	25	0	2
TELL CITY CITY	0	0	0	0	0	0	0	0	0	0	0	0
NOT REPORTING												
TOTAL-CITY AND TOWN:	0	0	0	0	0	0	0	0	0	0	0	0
GRAND TOTAL:	115	224	21	0	151	0	8	1	0	25	0	2
<b>PIKE</b>												
CIRCUIT	54	97	44	7	70	0	25	21	0	9	15	7
TOTAL-COURTS OF RECORD:	54	97	44	7	70	0	25	21	0	9	15	7
GRAND TOTAL:	54	97	44	7	70	0	25	21	0	9	15	7
<b>PORTER</b>												
CIRCUIT, SUP 1 & 2	227	0	0	0	0	0	117	515	0	93	0	0
SUPERIOR 3	18	625	75	0	61	73	0	0	0	0	0	0
SUPERIOR 4	42	591	20	0	5,316	81	0	0	0	0	0	0
TOTAL-COURTS OF RECORD:	287	1,216	95	0	5,377	154	117	515	0	93	0	0
CHESTERTON TOWN	0	53	0	25	18	6	0	0	0	0	0	0
TOTAL-CITY AND TOWN:	0	53	0	25	18	6	0	0	0	0	0	0
GRAND TOTAL:	287	1,269	95	25	5,395	160	117	515	0	93	0	0
<b>POSEY</b>												
CIRCUIT	4	1	2	0	0	0	4	9	0	5	0	0
COUNTY	27	178	5	0	78	0	0	0	0	0	0	0
TOTAL-COURTS OF RECORD:	31	179	7	0	78	0	4	9	0	5	0	0
GRAND TOTAL:	31	179	7	0	78	0	4	9	0	5	0	0
<b>PULASKI</b>												
CIRCUIT	47	1	28	0	0	0	7	35	0	36	19	0
COUNTY	50	159	32	0	122	0	0	0	0	0	0	0
TOTAL-COURTS OF RECORD:	97	160	60	0	122	0	7	35	0	36	19	0
GRAND TOTAL:	97	160	60	0	122	0	7	35	0	36	19	0
<b>PUTNAM</b>												
CIRCUIT	26	0	7	1	0	0	2	128	0	12	0	0
COUNTY	50	124	15	0	31	1	0	0	0	0	0	0
TOTAL-COURTS OF RECORD:	76	124	22	1	31	1	2	128	0	12	0	0
GRAND TOTAL:	76	124	22	1	31	1	2	128	0	12	0	0
<b>RANDOLPH</b>												
CIRCUIT	29	4	10	2	0	0	10	9	0	19	40	13
SUPERIOR	58	144	4	0	0	0	0	0	0	0	0	0



CASES PENDING ON JANUARY 1, 1989

23

- - - CIVIL - - -

CP	CT	SC	RCV	DR	RDR	MH	AD	ES	GU	TR	MI	TOTAL	NAC
195	0	132	122	82	100	10	0	146	111	4	8	1,823	123
195	0	132	122	82	100	10	0	146	111	4	8	1,823	123
928	0	398	0	224	0	90	19	414	326	27	4	3,558	17
928	0	398	0	224	0	90	19	414	326	27	4	3,558	17
928	0	398	0	224	0	90	19	414	326	27	4	3,558	17
157	0	203	89	141	96	53	4	196	217	0	0	1,703	0
157	0	203	89	141	96	53	4	196	217	0	0	1,703	0
0	0	0	0	0	0	0	0	0	0	0	0	0	0
0	0	0	0	0	0	0	0	0	0	0	0	0	0
157	0	203	89	141	96	53	4	196	217	0	0	1,703	0
152	0	45	95	79	107	10	7	81	62	5	0	992	0
152	0	45	95	79	107	10	7	81	62	5	0	992	0
152	0	45	95	79	107	10	7	81	62	5	0	992	0
4,761	0	0	2,174	1,020	471	9	38	1,800	1,229	1	114	12,569	0
52	0	154	160	12	0	0	0	0	0	0	0	1,230	0
174	0	2,929	1,328	0	0	0	0	0	0	0	0	10,481	0
4,987	0	3,083	3,662	1,032	471	9	38	1,800	1,229	1	114	24,280	0
0	0	0	0	0	0	0	0	0	0	0	0	102	0
0	0	0	0	0	0	0	0	0	0	0	0	102	0
4,987	0	3,083	3,662	1,032	471	9	38	1,800	1,229	1	114	24,382	0
42	0	0	2	61	18	2	2	66	8	1	1	228	0
10	0	59	54	0	0	0	0	0	0	0	0	411	33
52	0	59	56	61	18	2	2	66	8	1	1	639	33
52	0	59	56	61	18	2	2	66	8	1	1	639	33
132	0	0	49	52	43	28	2	274	188	0	1	942	0
16	0	152	275	0	0	0	0	0	0	0	0	806	0
148	0	152	324	52	43	28	2	274	188	0	1	1,748	0
148	0	152	324	52	43	28	2	274	188	0	1	1,748	0
83	0	0	9	98	49	1	22	102	163	10	7	720	0
20	0	52	27	0	0	0	0	0	0	0	0	320	0
103	0	52	36	98	49	1	22	102	163	10	7	1,040	0
103	0	52	36	98	49	1	22	102	163	10	7	1,040	0
129	0	0	13	127	97	9	3	155	124	27	1	821	32
26	0	167	301	0	0	0	0	0	0	0	3	703	0

--- CRIMINAL ---

	CF	CM	RCR	MC	IF	OV	JC	JD	JS	JP	JM	RJ
<b>RANDOLPH</b>												
TOTAL-COURTS OF RECORD:	87	148	14	2	0	0	10	9	0	19	40	13
WINCHESTER CITY	0	119	0	0	652	0	0	0	0	0	0	0
UNION CITY	0	44	0	0	29	2	0	0	0	0	0	0
TOTAL-CITY AND TOWN:	0	163	0	0	681	2	0	0	0	0	0	0
GRAND TOTAL:	87	311	14	2	681	2	10	9	0	19	40	13
<b>RIPLEY</b>												
CIRCUIT	315	76	92	2	0	0	21	35	0	55	177	30
TOTAL-COURTS OF RECORD:	315	76	92	2	0	0	21	35	0	55	177	30
BATESVILLE CITY	0	58	0	0	217	6	0	0	0	0	0	0
VERSAILLES TOWN	0	127	0	0	170	0	0	0	0	0	0	0
TOTAL-CITY AND TOWN:	0	185	0	0	387	6	0	0	0	0	0	0
GRAND TOTAL:	315	261	92	2	387	6	21	35	0	55	177	30
<b>RUSH</b>												
CIRCUIT	70	0	14	0	0	0	34	40	0	7	0	0
COUNTY	235	717	23	0	378	5	0	0	0	0	0	0
TOTAL-COURTS OF RECORD:	305	717	37	0	378	5	34	40	0	7	0	0
GRAND TOTAL:	305	717	37	0	378	5	34	40	0	7	0	0
<b>ST. JOSEPH</b>												
CIRCUIT	10	0	1	0	0	0	0	0	0	0	0	0
SUPERIOR	453	9,797	136	0	9,098	761	0	0	0	0	0	0
PROBATE	0	0	0	0	0	0	30	116	0	1,951	62	0
TOTAL-COURTS OF RECORD:	463	9,797	137	0	9,098	761	30	116	0	1,951	62	0
WALKERTON TOWN	0	152	0	0	368	0	0	0	0	0	0	0
TOTAL-CITY AND TOWN:	0	152	0	0	368	0	0	0	0	0	0	0
GRAND TOTAL:	463	9,949	137	0	9,466	761	30	116	0	1,951	62	0
<b>SCOTT</b>												
CIRCUIT	99	0	9	0	0	0	11	19	0	59	0	34
COUNTY	36	311	4	0	154	1	0	0	0	0	0	0
TOTAL-COURTS OF RECORD:	135	311	13	0	154	1	11	19	0	59	0	34
GRAND TOTAL:	135	311	13	0	154	1	11	19	0	59	0	34
<b>SHELBY</b>												
CIRCUIT	5	1	0	0	0	0	0	0	0	0	0	0
SUPERIOR 1	62	0	34	0	0	0	21	14	1	17	0	21
SUPERIOR 2	85	589	112	7	194	0	0	0	0	0	0	0
UPGRADED 1-1-89												
TOTAL-COURTS OF RECORD:	152	590	146	7	194	0	21	14	1	17	0	21
GRAND TOTAL:	152	590	146	7	194	0	21	14	1	17	0	21
<b>SPENCER</b>												
CIRCUIT	45	63	0	0	163	0	1	4	0	2	0	0
TOTAL-COURTS OF RECORD:	45	63	0	0	163	0	1	4	0	2	0	0
ROCKPORT CITY	0	8	0	0	13	0	0	0	0	0	0	0
TOTAL-CITY AND TOWN:	0	8	0	0	13	0	0	0	0	0	0	0
GRAND TOTAL:	45	71	0	0	176	0	1	4	0	2	0	0
<b>STARKE</b>												
CIRCUIT	21	3	2	0	0	0	3	20	0	5	0	10

CASES PENDING ON JANUARY 1, 1989

25

- - - CIVIL - - -

CP	CT	SC	RCV	DR	RDR	MH	AD	ES	GU	TR	MI	TOTAL	NAC
155	0	167	314	127	97	9	3	155	124	27	4	1,524	32
0	0	0	0	0	0	0	0	0	0	0	0	771	0
0	0	0	0	0	0	0	0	0	0	0	0	75	0
0	0	0	0	0	0	0	0	0	0	0	0	846	0
155	0	167	314	127	97	9	3	155	124	27	4	2,370	32
643	0	224	295	245	170	18	19	396	257	0	0	3,070	0
643	0	224	295	245	170	18	19	396	257	0	0	3,070	0
24	0	0	4	0	0	0	0	0	0	0	0	309	0
0	0	0	0	0	0	0	0	0	0	0	0	297	0
24	0	0	4	0	0	0	0	0	0	0	0	606	0
667	0	224	299	245	170	18	19	396	257	0	0	3,676	0
179	0	0	101	178	57	0	5	212	266	18	11	1,192	0
118	0	64	236	0	0	0	0	0	0	0	23	1,799	0
297	0	64	337	178	57	0	5	212	266	18	34	2,991	0
297	0	64	337	178	57	0	5	212	266	18	34	2,991	0
754	0	0	2,982	1,559	209	0	0	194	142	0	556	6,407	4
1,027	0	4,644	1,185	411	135	9	0	254	92	1	3	28,006	4,443
0	0	0	0	0	0	0	142	1,779	3,217	51	0	7,348	0
1,781	0	4,644	4,167	1,970	344	9	142	2,227	3,451	52	559	41,761	4,447
0	0	0	0	0	0	0	0	0	0	0	0	520	0
0	0	0	0	0	0	0	0	0	0	0	0	520	0
1,781	0	4,644	4,167	1,970	344	9	142	2,227	3,451	52	559	42,281	4,447
406	0	0	111	240	265	0	26	107	150	0	0	1,536	111
44	0	192	65	0	0	0	0	0	0	0	0	807	44
450	0	192	176	240	265	0	26	107	150	0	0	2,343	155
450	0	192	176	240	265	0	26	107	150	0	0	2,343	155
642	0	0	37	140	173	0	9	239	182	34	3	1,465	0
132	1	0	9	68	46	12	0	23	83	0	0	544	0
80	0	238	213	0	0	0	0	0	0	0	0	1,518	352
854	1	238	259	208	219	12	9	262	265	34	3	3,527	352
854	1	238	259	208	219	12	9	262	265	34	3	3,527	352
485	0	34	37	106	10	0	2	96	86	2	0	1,136	0
485	0	34	37	106	10	0	2	96	86	2	0	1,136	0
0	0	0	0	0	0	0	0	0	0	0	0	21	0
0	0	0	0	0	0	0	0	0	0	0	0	21	0
485	0	34	37	106	10	0	2	96	86	2	0	1,157	0
340	0	168	251	53	62	1	9	149	4	1	1	1,103	0



CASES PENDING ON JANUARY 1, 1989

27

--- CIVIL ---

CP	CT	SC	RCV	DR	RDR	MH	AD	ES	GU	TR	MI	TOTAL	NAC
340	0	168	251	53	62	1	9	149	4	1	1	1,103	0
0	0	0	0	0	0	0	0	0	0	0	0	0	0
0	0	0	0	0	0	0	0	0	0	0	0	0	0
340	0	168	251	53	62	1	9	149	4	1	1	1,103	0
156	0	0	95	79	145	0	7	249	118	3	4	1,062	0
142	0	1,296	61	67	6	6	0	0	0	0	5	3,403	105
298	0	1,296	156	146	151	6	7	249	118	3	9	4,465	105
0	0	0	0	0	0	0	0	0	0	0	0	4,909	0
0	0	0	0	0	0	0	0	0	0	0	0	4,909	0
298	0	1,296	156	146	151	6	7	249	118	3	9	9,374	105
297	0	0	43	161	45	62	17	242	119	10	0	1,251	0
3	0	49	104	0	0	0	0	0	0	0	0	1,127	70
300	0	49	147	161	45	62	17	242	119	10	0	2,378	70
300	0	49	147	161	45	62	17	242	119	10	0	2,378	70
0	0	0	0	0	0	0	0	0	0	0	0	0	0
105	0	73	37	136	92	10	29	100	94	4	0	986	0
105	0	73	37	136	92	10	29	100	94	4	0	986	0
105	0	73	37	136	92	10	29	100	94	4	0	986	0
711	0	0	65	200	13	13	22	360	1,071	41	70	2,601	0
107	0	0	24	147	288	14	0	0	0	0	1	856	0
59	0	0	28	154	96	0	0	0	0	0	0	379	2
0	0	0	0	0	64	0	0	0	0	0	0	301	0
397	0	470	493	0	0	0	0	0	0	0	1	1,865	0
128	0	0	0	0	0	0	0	0	0	0	0	3,955	0
1,402	0	470	610	501	461	27	22	360	1,071	41	72	9,957	2
0	0	0	0	0	0	0	0	0	0	0	0	14	17
0	0	0	0	0	0	0	0	0	0	0	0	14	17
1,402	0	470	610	501	461	27	22	360	1,071	41	72	9,971	19
124	0	75	14	26	35	6	3	127	123	17	4	732	0
124	0	75	14	26	35	6	3	127	123	17	4	732	0
0	0	0	0	0	0	0	0	0	0	0	0	1,641	0
0	0	0	0	0	0	0	0	0	0	0	0	1,323	0
0	0	0	0	0	0	0	0	0	0	0	0	2,964	0
124	0	75	14	26	35	6	3	127	123	17	4	3,696	0
96	0	32	58	59	43	0	1	212	119	6	31	1,067	0
96	0	32	58	59	43	0	1	212	119	6	31	1,067	0
96	0	32	58	59	43	0	1	212	119	6	31	1,067	0
379	0	0	32	0	0	0	0	0	0	0	0	1,005	0

- - - CRIMINAL - - -

	CF	CM	RCR	MC	IF	OV	JC	JD	JS	JP	JM	RJ
<b>VANDERBURGH</b>												
SUPERIOR	272	1,182	10	0	2,402	260	1,036	272	10	705	306	277
TOTAL-COURTS OF RECORD:	866	1,182	10	0	2,402	260	1,036	272	10	705	306	277
GRAND TOTAL:	866	1,182	10	0	2,402	260	1,036	272	10	705	306	277
<b>VERMILLION</b>												
CIRCUIT	97	193	45	1	52	0	10	25	0	14	0	0
TOTAL-COURTS OF RECORD:	97	193	45	1	52	0	10	25	0	14	0	0
CLINTON CITY	0	0	0	0	156	5	0	0	0	0	0	0
TOTAL-CITY AND TOWN:	0	0	0	0	156	5	0	0	0	0	0	0
GRAND TOTAL:	97	193	45	1	208	5	10	25	0	14	0	0
<b>VIGO</b>												
CIRCUIT	242	41	3	27	0	0	135	47	0	75	16	434
SUPERIOR 1	146	5	29	0	0	0	0	0	0	0	0	0
SUPERIOR 2	53	0	0	0	0	0	0	0	0	0	0	0
SUPERIOR 3	0	0	0	0	0	0	0	0	0	0	0	0
SUPERIOR JURIS OF CIRCUIT CT.												
COUNTY 4	4	19	0	0	0	0	0	0	0	0	0	0
COUNTY 5	390	402	201	0	0	0	0	0	0	0	0	0
TOTAL-COURTS OF RECORD:	835	467	233	27	0	0	135	47	0	75	16	434
TERRE HAUTE CITY	0	2,400	0	0	1,572	95	0	0	0	0	0	0
TOTAL-CITY AND TOWN:	0	2,400	0	0	1,572	95	0	0	0	0	0	0
GRAND TOTAL:	835	2,867	233	27	1,572	95	135	47	0	75	16	434
<b>WABASH</b>												
CIRCUIT	67	0	34	0	0	0	74	30	9	129	0	0
COUNTY	60	294	79	0	117	0	0	0	0	0	0	0
TOTAL-COURTS OF RECORD:	127	294	113	0	117	0	74	30	9	129	0	0
WABASH CITY	0	0	0	0	0	0	0	0	0	0	0	0
N. MANCHESTER TOWN	0	0	0	0	35	0	0	0	0	0	0	0
TOTAL-CITY AND TOWN:	0	0	0	0	35	0	0	0	0	0	0	0
GRAND TOTAL:	127	294	113	0	152	0	74	30	9	129	0	0
<b>WARREN</b>												
CIRCUIT	110	315	2	1	364	1	3	2	0	3	2	2
TOTAL-COURTS OF RECORD:	110	315	2	1	364	1	3	2	0	3	2	2
GRAND TOTAL:	110	315	2	1	364	1	3	2	0	3	2	2
<b>WARRICK</b>												
CIRCUIT	76	0	0	0	0	0	45	67	0	77	0	4
SUPERIOR	132	1,164	5	0	2,364	5	0	0	0	0	0	0
TOTAL-COURTS OF RECORD:	208	1,164	5	0	2,364	5	45	67	0	77	0	4
GRAND TOTAL:	208	1,164	5	0	2,364	5	45	67	0	77	0	4
<b>WASHINGTON</b>												
CIRCUIT	132	239	117	4	37	0	36	68	0	38	0	0
SUPERIOR	13	38	12	0	0	0	0	0	0	0	0	0
TOTAL-COURTS OF RECORD:	145	277	129	4	37	0	36	68	0	38	0	0
GRAND TOTAL:	145	277	129	4	37	0	36	68	0	38	0	0
<b>WAYNE</b>												
CIRCUIT	138	1	41	0	0	0	25	23	0	5	9	15

CASES PENDING ON JANUARY 1, 1989

29

- - - CIVIL - - -

CP	CT	SC	RCV	DR	RDR	MH	AD	ES	GU	TR	MI	TOTAL	NAC
1,586	0	3,564	1,978	188	98	0	51	815	1,199	187	123	16,521	0
1,965	0	3,564	2,010	188	98	0	51	815	1,199	187	123	17,526	0
1,965	0	3,564	2,010	188	98	0	51	815	1,199	187	123	17,526	0
117	0	134	111	87	64	1	7	291	162	4	1	1,416	0
117	0	134	111	87	64	1	7	291	162	4	1	1,416	0
0	0	0	0	0	0	0	0	0	0	0	0	161	20
0	0	0	0	0	0	0	0	0	0	0	0	161	20
117	0	134	111	87	64	1	7	291	162	4	1	1,577	20
591	0	0	44	426	137	0	61	0	0	0	41	2,320	0
315	0	0	67	114	51	0	0	1	0	0	0	728	47
168	0	0	0	285	114	0	0	311	164	1	0	1,096	0
0	0	0	0	0	0	0	0	386	492	68	0	946	0
193	0	461	716	0	0	0	0	0	0	0	0	1,393	38
16	0	211	599	0	0	0	0	0	0	0	0	1,819	289
1,283	0	672	1,426	825	302	0	61	698	656	69	41	8,302	374
0	0	0	0	0	0	0	0	0	0	0	0	4,067	0
0	0	0	0	0	0	0	0	0	0	0	0	4,067	0
1,283	0	672	1,426	825	302	0	61	698	656	69	41	12,369	374
175	0	0	86	147	212	114	3	182	567	66	0	1,895	0
9	0	221	135	0	0	0	0	0	0	0	0	915	0
184	0	221	221	147	212	114	3	182	567	66	0	2,810	0
0	0	1,951	0	0	0	0	0	0	0	0	0	1,951	0
0	0	0	0	0	0	0	0	0	0	0	0	35	0
0	0	1,951	0	0	0	0	0	0	0	0	0	1,986	0
184	0	2,172	221	147	212	114	3	182	567	66	0	4,796	0
198	0	211	102	71	22	0	1	115	84	12	5	1,626	28
198	0	211	102	71	22	0	1	115	84	12	5	1,626	28
198	0	211	102	71	22	0	1	115	84	12	5	1,626	28
390	0	0	90	374	15	40	11	331	382	0	0	1,902	0
446	0	851	674	192	71	0	12	85	70	8	0	6,079	48
836	0	851	764	566	86	40	23	416	452	8	0	7,981	48
836	0	851	764	566	86	40	23	416	452	8	0	7,981	48
301	0	8	85	5	30	239	18	419	289	0	3	2,068	0
156	0	150	426	251	108	0	0	0	0	0	0	1,154	0
457	0	158	511	256	138	239	18	419	289	0	3	3,222	0
457	0	158	511	256	138	239	18	419	289	0	3	3,222	0
204	0	0	77	88	107	0	16	153	136	11	17	1,066	0

--- CRIMINAL ---

	CF	CM	RCR	MC	IF	OV	JC	JD	JS	JP	JM	RJ
<b>WAYNE</b>												
SUPERIOR 1	114	2	14	0	0	0	19	9	0	6	6	15
SUPERIOR 2	109	0	50	0	0	0	19	41	0	94	18	62
SUPERIOR 3	76	376	0	0	631	0	0	0	0	0	0	0
TOTAL-COURTS OF RECORD:	437	379	105	0	631	0	63	73	0	105	33	92
HAGERSTOWN TOWN	0	2	0	0	19	2	0	0	0	0	0	0
TOTAL-CITY AND TOWN:	0	2	0	0	19	2	0	0	0	0	0	0
GRAND TOTAL:	437	381	105	0	650	2	63	73	0	105	33	92
<b>WELLS</b>												
CIRCUIT	26	1	3	0	0	0	5	14	0	51	0	9
SUPERIOR	54	160	82	0	59	0	0	0	0	0	0	0
TOTAL-COURTS OF RECORD:	80	161	85	0	59	0	5	14	0	51	0	9
BLUFFTON CITY	0	0	0	0	8	0	0	0	0	0	0	0
TOTAL-CITY AND TOWN:	0	0	0	0	8	0	0	0	0	0	0	0
GRAND TOTAL:	80	161	85	0	67	0	5	14	0	51	0	9
<b>WHITE</b>												
CIRCUIT	18	0	5	0	0	0	9	73	0	7	1	15
SUPERIOR	52	169	77	0	172	0	0	0	0	0	0	0
TOTAL-COURTS OF RECORD:	70	169	82	0	172	0	9	73	0	7	1	15
MONON TOWN	0	0	0	0	0	0	0	0	0	0	0	0
NOT REPORTING												
TOTAL-CITY AND TOWN:	0	0	0	0	0	0	0	0	0	0	0	0
GRAND TOTAL:	70	169	82	0	172	0	9	73	0	7	1	15
<b>WHITLEY</b>												
CIRCUIT	44	69	26	0	0	0	16	13	0	39	0	0
SUPERIOR	128	381	222	0	964	0	0	0	0	0	0	0
TOTAL-COURTS OF RECORD:	172	450	248	0	964	0	16	13	0	39	0	0
GRAND TOTAL:	172	450	248	0	964	0	16	13	0	39	0	0



- - - CIVIL - - -

CP	CI	SC	RCV	DR	RDR	MH	AD	ES	GU	TR	MI	TOTAL	NAC
246	0	0	124	130	94	0	40	529	329	10	10	1,697	0
91	0	0	27	80	90	0	19	319	178	1	6	1,204	0
28	0	482	210	0	0	0	0	0	0	0	2	1,805	190
569	0	482	438	298	291	0	75	1,001	643	22	35	5,772	190
0	0	0	0	0	0	0	0	0	0	0	0	23	21
0	0	0	0	0	0	0	0	0	0	0	0	23	21
569	0	482	438	298	291	0	75	1,001	643	22	35	5,795	211
329	0	0	59	113	147	4	9	145	203	2	0	1,120	19
31	0	116	144	78	14	1	0	0	0	0	1	740	0
360	0	116	203	191	161	5	9	145	203	2	1	1,860	19
0	0	0	0	0	0	0	0	0	0	0	0	8	0
0	0	0	0	0	0	0	0	0	0	0	0	8	0
360	0	116	203	191	161	5	9	145	203	2	1	1,868	19
189	0	0	13	102	38	3	7	204	147	15	2	848	0
59	0	237	79	0	0	0	0	0	0	0	0	845	0
248	0	237	92	102	38	3	7	204	147	15	2	1,693	0
0	0	0	0	0	0	0	0	0	0	0	0	0	0
0	0	0	0	0	0	0	0	0	0	0	0	0	0
248	0	237	92	102	38	3	7	204	147	15	2	1,693	0
328	0	0	34	211	62	2	20	198	168	16	10	1,256	20
60	0	340	314	34	10	0	0	0	0	0	0	2,453	0
388	0	340	348	245	72	2	20	198	168	16	10	3,709	20
388	0	340	348	245	72	2	20	198	168	16	10	3,709	20

- - - CRIMINAL - - -

	CF	CM	RCR	MC	IF	OV	JC	JD	JS	JP	JM	RJ
TOTALS FOR SUPERIOR AND CIRCUIT COURTS	24,102	57,564	8,986	546	74,620	7,482	6,454	14,969	167	12,650	2,285	2,622
TOTALS FOR COUNTY AND MUNICIPAL COURTS	8,936	42,444	1,860	2,038	34,278	6,981	0	0	0	0	0	0
TOTALS FOR SMALL CLAIM COURTS	0	0	0	0	0	0	0	0	0	0	0	0
TOTALS FOR CITY AND TOWN COURTS	0	21,161	266	700	31,566	9,754	0	0	0	0	0	0
TOTALS FOR ALL COURTS	33,038	121,169	11,112	3,284	140,464	24,217	6,454	14,969	167	12,650	2,285	2,622

CASES PENDING ON JANUARY 1, 1989

33

--- CIVIL ---

CP	CT	SC	RCV	DR	RDR	MH	AD	ES	GU	TR	MI	TOTAL	NAC
89,312	223	48,847	87,313	44,108	25,939	3,714	2,737	42,166	40,603	1,679	5,072	604,160	25,835
8,147	0	14,433	18,263	0	6	1,545	0	0	0	0	63	138,994	25,835
0	0	16,725	9,682	0	0	0	0	0	0	0	35	26,442	
7,381	10,746	1,971	118	0	0	0	0	0	0	0	0	83,663	25,835
104,840	10,969	81,976	115,376	44,108	25,945	5,259	2,737	42,166	40,603	1,679	5,170	853,259	25,835

## - - - CRIMINAL - - -

	CF	CM	RCR	MC	IF	OV	JC	JD	JS	JP	JM	RJ
<b>ADAMS</b>												
CIRCUIT	27	12	37	0	0	0	25	20	6	36	2	108
SUPERIOR	83	361	163	0	2,559	34	0	0	0	0	0	0
TOTAL-COURTS OF RECORD:	110	373	200	0	2,559	34	25	20	6	36	2	108
GRAND TOTAL:	110	373	200	0	2,559	34	25	20	6	36	2	108
<b>ALLEN</b>												
CIRCUIT	553	0	109	88	0	0	0	0	0	0	0	0
SUPERIOR	937	8,291	197	2	15,046	7,370	504	430	62	1,141	2,776	784
TOTAL-COURTS OF RECORD:	1,490	8,291	306	90	15,046	7,370	504	430	62	1,141	2,776	784
GRAND TOTAL:	1,490	8,291	306	90	15,046	7,370	504	430	62	1,141	2,776	784
<b>BARTHOLOMEW</b>												
CIRCUIT	115	0	142	15	0	0	113	151	0	217	47	513
SUPERIOR 1	144	3	110	4	0	0	0	0	0	0	0	0
SUPERIOR 2	202	2,363	818	4	6,771	10	0	0	0	0	0	0
TOTAL-COURTS OF RECORD:	461	2,366	1,070	23	6,771	10	113	151	0	217	47	513
GRAND TOTAL:	461	2,366	1,070	23	6,771	10	113	151	0	217	47	513
<b>BENTON</b>												
CIRCUIT	50	183	0	6	1,101	0	7	18	0	9	0	0
TOTAL-COURTS OF RECORD:	50	183	0	6	1,101	0	7	18	0	9	0	0
GRAND TOTAL:	50	183	0	6	1,101	0	7	18	0	9	0	0
<b>BLACKFORD</b>												
CIRCUIT	56	10	1	0	0	0	19	23	0	31	1	1
COUNTY	44	323	45	0	38	14	0	0	0	0	0	0
TOTAL-COURTS OF RECORD:	100	333	46	0	38	14	19	23	0	31	1	1
MONTPELIER CITY	0	0	0	0	880	0	0	0	0	0	0	0
TOTAL-CITY AND TOWN:	0	0	0	0	880	0	0	0	0	0	0	0
GRAND TOTAL:	100	333	46	0	918	14	19	23	0	31	1	1
<b>BOONE</b>												
CIRCUIT	0	0	23	0	0	0	45	73	0	24	54	0
SUPERIOR 1	98	11	9	0	0	0	0	0	0	0	0	0
SUPERIOR 2	120	413	0	0	359	0	0	0	0	0	0	0
TOTAL-COURTS OF RECORD:	218	424	32	0	359	0	45	73	0	24	54	0
LEBANON CITY	0	172	0	0	435	188	0	0	0	0	0	0
THORNTOWN TOWN	0	93	7	0	1,745	6	0	0	0	0	0	0
ZIONSVILLE TOWN	0	32	0	0	498	128	0	0	0	0	0	0
JAMESTOWN TOWN	0	7	0	0	158	0	0	0	0	0	0	0
WHITESTOWN TOWN	0	0	0	0	9	243	0	0	0	0	0	0
TOTAL-CITY AND TOWN:	0	304	7	0	2,845	565	0	0	0	0	0	0
GRAND TOTAL:	218	728	39	0	3,204	565	45	73	0	24	54	0
<b>BROWN</b>												
CIRCUIT	111	564	145	1	1,327	0	8	47	2	11	8	9
TOTAL-COURTS OF RECORD:	111	564	145	1	1,327	0	8	47	2	11	8	9
GRAND TOTAL:	111	564	145	1	1,327	0	8	47	2	11	8	9
<b>CARROLL</b>												
CIRCUIT	19	0	45	7	0	0	0	0	0	0	0	17
SUPERIOR	69	579	51	6	1,142	0	13	16	4	14	75	35

## NEW FILINGS

35

- - - CIVIL - - -

CP	CT	SC	RCV	DR	RDR	MH	AD	ES	GU	TR	MI	TOTAL
37	1	0	16	37	157	6	20	116	15	1	7	686
57	10	436	218	124	37	10	0	0	1	0	10	4,103
94	11	436	234	161	194	16	20	116	16	1	17	4,789
94	11	436	234	161	194	16	20	116	16	1	17	4,789
931	127	0	497	1,338	616	0	0	0	0	0	76	4,335
1,954	372	17,154	20,499	967	772	468	169	1,157	188	14	33	81,287
2,885	499	17,154	20,996	2,305	1,388	468	169	1,157	188	14	109	85,622
2,885	499	17,154	20,996	2,305	1,388	468	169	1,157	188	14	109	85,622
259	29	0	75	433	401	12	34	53	44	0	19	2,672
183	18	0	69	129	237	73	11	104	20	0	9	1,114
311	4	2,629	1,916	130	37	0	1	37	9	0	17	15,259
753	51	2,629	2,060	692	675	85	46	194	73	0	45	19,045
753	51	2,629	2,060	692	675	85	46	194	73	0	45	19,045
47	9	204	0	83	0	8	6	56	17	0	31	1,835
47	9	204	0	83	0	8	6	56	17	0	31	1,835
47	9	204	0	83	0	8	6	56	17	0	31	1,835
81	2	0	10	126	67	2	9	51	19	0	0	509
14	0	349	334	0	0	0	0	0	0	0	38	1,199
95	2	349	344	126	67	2	9	51	19	0	38	1,708
0	0	0	0	0	0	0	0	0	0	0	0	880
0	0	0	0	0	0	0	0	0	0	0	0	880
95	2	349	344	126	67	2	9	51	19	0	38	2,588
78	6	0	103	100	190	0	0	0	0	0	30	726
113	6	0	47	170	150	2	12	158	48	0	0	824
38	1	766	262	19	0	0	0	0	0	0	2	1,980
229	13	766	412	289	340	2	12	158	48	0	32	3,530
0	0	0	0	0	0	0	0	0	0	0	0	795
0	0	0	0	0	0	0	0	0	0	0	0	1,851
0	0	0	0	0	0	0	0	0	0	0	0	658
2	0	0	0	0	0	0	0	0	0	0	0	167
0	0	0	0	0	0	0	0	0	0	0	0	252
2	0	0	0	0	0	0	0	0	0	0	0	3,723
231	13	766	412	289	340	2	12	158	48	0	32	7,253
115	10	277	51	91	23	1	11	37	25	0	15	2,889
115	10	277	51	91	23	1	11	37	25	0	15	2,889
115	10	277	51	91	23	1	11	37	25	0	15	2,889
63	1	0	63	103	67	2	5	99	15	0	9	515
28	0	493	166	0	0	2	0	0	1	0	5	2,699

## - - - CRIMINAL - - -

	CF	CM	RCR	MC	IF	OV	JC	JD	JS	JP	JM	RJ
<b>CARROLL</b>												
TOTAL-COURTS OF RECORD:	88	579	96	13	1,142	0	13	16	4	14	75	52
DELPHI CITY	0	0	0	0	804	0	0	0	0	0	0	0
BURLINGTON TOWN	0	0	0	0	246	0	0	0	0	0	0	0
TOTAL-CITY AND TOWN:	0	0	0	0	1,050	0	0	0	0	0	0	0
GRAND TOTAL:	88	579	96	13	2,192	0	13	16	4	14	75	52
<b>CASS</b>												
CIRCUIT	183	10	14	2	0	0	36	79	6	73	9	79
SUPERIOR	130	1,152	85	0	2,708	0	0	0	0	0	0	0
TOTAL-COURTS OF RECORD:	313	1,162	99	2	2,708	0	36	79	6	73	9	79
GRAND TOTAL:	313	1,162	99	2	2,708	0	36	79	6	73	9	79
<b>CLARK</b>												
CIRCUIT	87	2	17	20	0	0	0	0	0	10	0	0
SUPERIOR 1	62	0	71	3	0	0	39	100	34	99	0	97
SUPERIOR 2	0	0	0	0	0	0	46	0	0	29	16	39
COUNTY	685	919	107	22	8,449	0	0	0	0	0	0	0
TOTAL-COURTS OF RECORD:	834	921	195	45	8,449	0	85	100	34	138	16	136
CHARLESTOWN CITY	0	167	0	76	198	335	0	0	0	0	0	0
JEFFERSONVILLE CITY	0	1,317	62	0	559	259	0	0	0	0	0	0
CLARKSVILLE TOWN	0	840	0	0	756	2,079	0	0	0	0	0	0
TOTAL-CITY AND TOWN:	0	2,324	62	76	1,513	2,673	0	0	0	0	0	0
GRAND TOTAL:	834	3,245	257	121	9,962	2,673	85	100	34	138	16	136
<b>CLAY</b>												
CIRCUIT	45	0	21	0	0	0	14	92	24	54	0	144
SUPERIOR	128	376	34	0	1,759	0	0	0	0	0	0	0
TOTAL-COURTS OF RECORD:	173	376	55	0	1,759	0	14	92	24	54	0	144
GRAND TOTAL:	173	376	55	0	1,759	0	14	92	24	54	0	144
<b>CLINTON</b>												
CIRCUIT	42	0	10	1	0	0	18	37	29	22	18	44
COUNTY	110	700	39	1	1,995	0	0	0	0	0	0	0
UPGRADED TO SUPERIOR 7-1-90												
TOTAL-COURTS OF RECORD:	152	700	49	2	1,995	0	18	37	29	22	18	44
FRANKFORT CITY	0	18	0	0	42	38	0	0	0	0	0	0
TOTAL-CITY AND TOWN:	0	18	0	0	42	38	0	0	0	0	0	0
GRAND TOTAL:	152	718	49	2	2,037	38	18	37	29	22	18	44
<b>CRAWFORD</b>												
CIRCUIT	132	366	117	4	815	0	22	18	0	22	2	3
TOTAL-COURTS OF RECORD:	132	366	117	4	815	0	22	18	0	22	2	3
GRAND TOTAL:	132	366	117	4	815	0	22	18	0	22	2	3
<b>DAVISS</b>												
CIRCUIT	52	0	9	23	0	0	41	18	0	35	0	15
SUPERIOR	107	427	43	20	1,265	283	0	0	0	0	0	0
TOTAL-COURTS OF RECORD:	159	427	52	43	1,265	283	41	18	0	35	0	15
GRAND TOTAL:	159	427	52	43	1,265	283	41	18	0	35	0	15
<b>DEARBORN</b>												
CIRCUIT	38	3	7	3	0	0	27	189	0	35	0	0

## NEW FILINGS

37

- - - CIVIL - - -

CP	CT	SC	RCV	DR	RDR	MH	AD	ES	GU	TR	MI	TOTAL
91	1	493	229	103	67	4	5	99	16	0	14	3,214
0	0	0	0	0	0	0	0	0	0	0	0	804
0	0	0	0	0	0	0	0	0	0	0	0	246
0	0	0	0	0	0	0	0	0	0	0	0	1,050
91	1	493	229	103	67	4	5	99	16	0	14	4,264
136	6	0	28	234	221	1	7	74	26	1	7	1,232
100	5	1,023	707	151	119	58	7	69	19	0	2	6,335
236	11	1,023	735	385	340	59	14	143	45	1	9	7,567
236	11	1,023	735	385	340	59	14	143	45	1	9	7,567
544	67	0	39	217	36	42	13	273	48	0	109	1,524
69	25	0	12	302	381	24	14	19	39	1	228	1,619
319	43	0	251	281	304	0	15	17	34	0	0	1,394
731	17	1,283	0	0	0	0	0	0	0	0	0	12,213
1,663	152	1,283	302	800	721	66	42	309	121	1	337	16,750
0	0	0	0	0	0	0	0	0	0	0	0	776
0	0	0	0	0	0	0	0	0	0	0	0	2,197
0	0	0	0	0	0	0	0	0	0	0	0	3,675
0	0	0	0	0	0	0	0	0	0	0	0	6,648
1,663	152	1,283	302	800	721	66	42	309	121	1	337	23,398
106	1	0	70	106	135	35	10	101	40	0	0	998
120	0	394	352	94	81	0	0	0	0	0	0	3,338
226	1	394	422	200	216	35	10	101	40	0	0	4,336
226	1	394	422	200	216	35	10	101	40	0	0	4,336
137	4	0	44	252	209	0	2	152	35	1	29	1,086
87	0	687	465	0	0	0	0	0	0	0	0	4,084
224	4	687	509	252	209	0	2	152	35	1	29	5,170
0	0	0	0	0	0	0	0	0	0	0	0	98
0	0	0	0	0	0	0	0	0	0	0	0	98
224	4	687	509	252	209	0	2	152	35	1	29	5,268
177	6	260	93	101	27	9	6	34	18	0	3	2,235
177	6	260	93	101	27	9	6	34	18	0	3	2,235
177	6	260	93	101	27	9	6	34	18	0	3	2,235
56	16	0	7	132	72	38	16	93	28	1	43	695
63	2	709	344	31	0	0	0	0	0	0	1	3,295
119	18	709	351	163	72	38	16	93	28	1	44	3,990
119	18	709	351	163	72	38	16	93	28	1	44	3,990
157	0	0	3	275	211	29	23	85	43	1	35	1,164

## - - - CRIMINAL - - -

	CF	CM	RGR	MC	IF	OV	JC	JD	JS	JP	JM	RJ
<b>DEARBORN</b>												
COUNTY	135	535	23	4	569	0	0	0	0	0	0	0
TOTAL-COURTS OF RECORD:	173	538	30	7	569	0	27	189	0	35	0	0
AURORA CITY	0	284	0	0	4,077	0	0	0	0	0	0	0
LAWRENCEBURG CITY	0	589	0	1,173	2,598	11	0	0	0	0	0	0
TOTAL-CITY AND TOWN:	0	873	0	1,173	6,675	11	0	0	0	0	0	0
GRAND TOTAL:	173	1,411	30	1,180	7,244	11	27	189	0	35	0	0
<b>DECATUR</b>												
CIRCUIT	44	7	3	0	0	0	13	40	0	21	2	6
COUNTY	91	716	23	0	2,983	0	0	0	0	0	0	0
TOTAL-COURTS OF RECORD:	135	723	26	0	2,983	0	13	40	0	21	2	6
GRAND TOTAL:	135	723	26	0	2,983	0	13	40	0	21	2	6
<b>DEKALB</b>												
CIRCUIT	152	28	7	11	0	0	139	123	26	45	1	194
SUPERIOR	110	628	202	3	3,536	0	0	0	38	0	0	7
TOTAL-COURTS OF RECORD:	262	656	209	14	3,536	0	139	123	64	45	1	201
BUTLER CITY	0	0	0	0	142	0	0	0	0	0	0	0
TOTAL-CITY AND TOWN:	0	0	0	0	142	0	0	0	0	0	0	0
GRAND TOTAL:	262	656	209	14	3,678	0	139	123	64	45	1	201
<b>DELAWARE</b>												
CIRCUIT	50	0	32	0	0	0	0	81	136	246	96	181
SUPERIOR 1	50	0	26	0	0	0	0	0	0	6	0	3
SUPERIOR 2	50	0	36	0	0	0	172	70	154	84	102	143
SUPERIOR 3	115	890	151	0	527	0	0	0	0	0	0	0
SUPERIOR 4	95	753	90	0	843	0	0	0	0	0	0	0
TOTAL-COURTS OF RECORD:	360	1,643	335	0	1,370	0	172	151	290	336	198	327
MUNCIE CITY	0	1,976	0	0	462	1,003	0	0	0	0	0	0
YORKTOWN TOWN	0	0	0	0	7,949	0	0	0	0	0	0	0
TOTAL-CITY AND TOWN:	0	1,976	0	0	8,411	1,003	0	0	0	0	0	0
GRAND TOTAL:	360	3,619	335	0	9,781	1,003	172	151	290	336	198	327
<b>DUBOIS</b>												
CIRCUIT	65	77	33	1	0	0	21	38	20	25	0	3
SUPERIOR	100	817	22	58	3,352	2	0	0	0	0	0	0
TOTAL-COURTS OF RECORD:	165	894	55	59	3,352	2	21	38	20	25	0	3
GRAND TOTAL:	165	894	55	59	3,352	2	21	38	20	25	0	3
<b>ELKHART</b>												
CIRCUIT	134	1	66	0	0	0	162	281	0	21	250	766
SUPERIOR 1	95	0	88	0	0	0	0	0	0	0	0	0
SUPERIOR 2	143	0	125	0	0	0	9	0	0	294	0	214
SUPERIOR 3	148	8	32	1	0	0	0	0	0	1	0	0
COUNTY - ELKHART	725	19	161	5	10	0	0	0	0	0	0	0
COUNTY - GOSHEN	447	1,281	311	166	5,806	412	0	0	0	0	0	0
TOTAL-COURTS OF RECORD:	1,692	1,309	783	172	5,816	412	171	281	0	316	250	980
ELKHART CITY	0	5,678	0	0	8,354	6	0	0	0	0	0	0
GOSHEN CITY	0	1,312	186	47	4,739	198	0	0	0	0	0	0
NAPPANEE CITY	0	306	0	0	546	12	0	0	0	0	0	0
TOTAL-CITY AND TOWN:	0	7,296	186	47	13,639	278	0	0	0	0	0	0
GRAND TOTAL:	1,692	8,605	969	219	19,455	690	171	281	0	316	250	980
<b>FAYETTE</b>												
CIRCUIT	126	4	36	6	0	0	35	114	14	90	6	83



## NEW FILINGS

39

- - - CIVIL - - -

CP	CT	SC	RCV	DR	RDR	MH	AD	ES	GU	TR	MI	TOTAL
88	0	1,426	428	0	0	0	0	0	0	0	0	3,208
245	0	1,426	431	275	211	29	23	85	43	1	35	4,372
0	0	0	0	0	0	0	0	0	0	0	0	4,361
0	0	0	0	0	0	0	0	0	0	0	17	4,388
0	0	0	0	0	0	0	0	0	0	0	17	8,749
245	0	1,426	431	275	211	29	23	85	43	1	52	13,121
122	15	0	20	202	30	9	9	90	32	1	7	673
13	0	667	377	0	0	0	0	0	0	0	0	4,870
135	15	667	397	202	30	9	9	90	32	1	7	5,543
135	15	667	397	202	30	9	9	90	32	1	7	5,543
129	9	0	39	180	142	31	26	116	36	2	54	1,490
106	9	1,138	659	128	125	20	6	35	7	1	0	6,758
235	18	1,138	698	308	267	51	32	151	43	3	54	8,248
0	0	0	0	0	0	0	0	0	0	0	0	142
0	0	0	0	0	0	0	0	0	0	0	0	142
235	18	1,138	698	308	267	51	32	151	43	3	54	8,390
227	12	0	53	364	288	1	17	295	50	3	58	2,190
142	3	0	45	77	173	81	1	11	5	0	14	637
235	1	0	69	104	262	0	31	89	36	3	30	1,671
122	0	2,003	911	356	180	0	0	0	0	0	19	5,274
296	0	1,971	1,024	193	76	0	0	0	0	0	28	5,369
1,022	16	3,974	2,102	1,094	979	82	49	395	91	6	149	15,141
0	0	0	0	0	0	0	0	0	0	0	0	3,441
0	0	0	0	0	0	0	0	0	0	0	0	7,949
0	0	0	0	0	0	0	0	0	0	0	0	11,390
1,022	16	3,974	2,102	1,094	979	82	49	395	91	6	149	26,531
100	27	0	29	173	108	38	21	118	26	2	23	948
33	5	629	257	87	21	6	0	0	0	0	1	5,390
133	32	629	286	260	129	44	21	118	26	2	24	6,338
133	32	629	286	260	129	44	21	118	26	2	24	6,338
250	79	0	41	470	279	17	40	139	61	1	49	3,107
296	52	0	143	403	310	0	7	27	44	0	1	1,466
374	41	0	109	433	255	12	67	178	50	3	48	2,355
210	19	0	24	224	115	123	3	59	7	4	6	984
318	0	5,024	5,330	0	0	0	0	0	0	0	0	11,592
52	10	1,076	530	0	0	0	0	0	0	0	0	10,091
1,500	201	6,100	6,177	1,530	959	152	117	403	162	8	104	29,595
0	0	0	0	0	0	0	0	0	0	0	4	14,104
52	0	0	15	0	0	0	0	0	0	0	7	6,556
0	0	0	0	0	0	0	0	0	0	0	0	864
52	0	0	15	0	0	0	0	0	0	0	11	21,524
1,552	201	6,100	6,192	1,530	959	152	117	403	162	8	115	51,119
160	17	0	44	340	281	39	14	82	44	1	32	1,568

## NEW FILINGS

40

## - - - C R I M I N A L - - -

	CF	CM	RCR	MC	IF	OV	JC	JD	JS	JP	JM	RJ
FAYETTE												
SUPERIOR	95	496	118	2	1,332	0	0	0	0	0	0	0
TOTAL-COURTS OF RECORD:	221	500	154	8	1,332	0	35	114	14	90	6	83
GRAND TOTAL:	221	500	154	8	1,332	0	35	114	14	90	6	83
FLOYD												
CIRCUIT	151	12	17	3	0	0	71	77	3	182	16	28
SUPERIOR	196	4	49	1	0	0	0	0	0	0	0	0
COUNTY	156	2,449	508	77	4,888	526	0	0	0	0	0	0
TOTAL-COURTS OF RECORD:	503	2,465	574	81	4,888	526	71	77	3	182	16	28
GRAND TOTAL:	503	2,465	574	81	4,888	526	71	77	3	182	16	28
FOUNTAIN												
CIRCUIT	65	258	89	1	646	0	13	9	1	16	145	8
TOTAL-COURTS OF RECORD:	65	258	89	1	646	0	13	9	1	16	145	8
ATTICA CITY	0	166	0	0	4,068	11	0	0	0	0	0	0
TOTAL-CITY AND TOWN:	0	166	0	0	4,068	11	0	0	0	0	0	0
GRAND TOTAL:	65	424	89	1	4,714	11	13	9	1	16	145	8
FRANKLIN												
CIRCUIT	138	633	22	0	1,468	0	14	25	0	25	0	41
TOTAL-COURTS OF RECORD:	138	633	22	0	1,468	0	14	25	0	25	0	41
GRAND TOTAL:	138	633	22	0	1,468	0	14	25	0	25	0	41
FULTON												
CIRCUIT	63	0	20	22	0	0	14	25	3	32	14	15
COUNTY	30	474	120	0	2,446	0	0	0	0	0	0	0
TOTAL-COURTS OF RECORD:	93	474	140	22	2,446	0	14	25	3	32	14	15
GRAND TOTAL:	93	474	140	22	2,446	0	14	25	3	32	14	15
GIBSON												
CIRCUIT	76	0	68	1	0	0	19	22	0	68	29	101
SUPERIOR	44	694	87	14	3,160	1	0	0	0	0	0	0
TOTAL-COURTS OF RECORD:	120	694	155	15	3,160	1	19	22	0	68	29	101
GRAND TOTAL:	120	694	155	15	3,160	1	19	22	0	68	29	101
GRANT												
CIRCUIT	57	0	37	0	0	0	0	0	0	0	0	0
SUPERIOR 1	64	7	51	0	0	0	0	0	0	0	0	0
SUPERIOR 2	66	6	52	0	0	0	44	101	26	249	294	441
COUNTY	254	916	139	4	806	0	0	0	0	0	0	0
TOTAL-COURTS OF RECORD:	441	929	279	4	806	0	44	101	26	249	294	441
GAS CITY	0	406	5	0	2,736	10	0	0	0	0	0	0
MARION CITY	0	903	0	50	1,126	555	0	0	0	0	0	0
TOTAL-CITY AND TOWN:	0	1,309	5	50	3,862	565	0	0	0	0	0	0
GRAND TOTAL:	441	2,238	284	54	4,668	565	44	101	26	249	294	441
GREENE												
CIRCUIT	72	0	3	0	0	0	21	29	0	33	0	0
SUPERIOR	139	517	5	11	2,312	0	0	0	0	0	0	0
UPGRADED 1-1-89												
TOTAL-COURTS OF RECORD:	211	517	8	11	2,312	0	21	29	0	33	0	0
GRAND TOTAL:	211	517	8	11	2,312	0	21	29	0	33	0	0
HAMILTON												
CIRCUIT	46	2	17	135	3	0	16	244	47	51	2	76

NEW FILINGS

41

- - - CIVIL - - -

CP	CT	SC	RCV	DR	RDR	MH	AD	ES	GU	TR	MI	TOTAL
37	0	369	173	9	1	0	0	0	0	0	2	2,634
197	17	369	217	349	282	39	14	82	44	1	34	4,202
197	17	369	217	349	282	39	14	82	44	1	34	4,202
386	6	0	35	212	151	80	31	210	70	6	57	1,804
247	31	0	29	351	47	9	0	13	9	0	11	997
470	0	588	354	0	0	0	0	0	0	0	3	10,019
1,103	37	588	418	563	198	89	31	223	79	6	71	12,820
1,103	37	588	418	563	198	89	31	223	79	6	71	12,820
100	14	325	160	133	113	4	5	79	42	10	17	2,253
100	14	325	160	133	113	4	5	79	42	10	17	2,253
0	0	0	0	0	0	0	0	0	0	0	0	4,245
0	0	0	0	0	0	0	0	0	0	0	0	4,245
100	14	325	160	133	113	4	5	79	42	10	17	6,498
129	0	200	25	123	93	0	14	62	29	0	0	3,041
129	0	200	25	123	93	0	14	62	29	0	0	3,041
129	0	200	25	123	93	0	14	62	29	0	0	3,041
138	2	0	144	139	159	5	5	104	64	1	11	980
4	0	488	555	0	0	0	0	0	0	0	0	4,117
142	2	488	699	139	159	5	5	104	64	1	11	5,097
142	2	488	699	139	159	5	5	104	64	1	11	5,097
85	10	0	100	175	324	47	14	171	26	6	11	1,353
85	2	512	419	77	26	0	0	0	0	0	0	5,121
170	12	512	519	252	350	47	14	171	26	6	11	6,474
170	12	512	519	252	350	47	14	171	26	6	11	6,474
186	5	0	55	446	153	162	51	241	114	4	15	1,526
409	0	0	391	277	378	16	1	6	7	0	5	1,612
110	12	0	28	269	329	12	10	7	11	1	5	2,073
55	0	2,051	1,113	0	0	5	0	0	0	0	118	5,461
760	17	2,051	1,587	992	860	195	62	254	132	5	143	10,672
0	0	0	0	0	0	0	0	0	0	0	0	3,157
0	0	0	0	0	0	0	0	0	0	0	0	2,634
0	0	0	0	0	0	0	0	0	0	0	0	5,791
760	17	2,051	1,587	992	860	195	62	254	132	5	143	16,463
70	2	0	16	63	11	12	10	82	16	0	2	502
68	4	580	226	137	2	10	0	0	0	0	3	4,014
138	6	580	242	200	73	22	10	82	16	0	5	4,516
138	6	580	242	200	73	22	10	82	16	0	5	4,516
271	76	0	95	132	195	18	25	61	16	3	54	1,585

## - - - CRIMINAL - - -

	CF	CM	RCR	MC	IF	OV	JC	JD	JS	JP	JM	RJ
<b>HAMILTON</b>												
SUPERIOR 1	71	2	36	55	0	0	0	0	0	3	0	4
SUPERIOR 2	47	0	32	13	0	0	0	6	0	4	1	4
SUPERIOR 3	129	1	9	26	0	0	1	13	3	4	0	0
COUNTY	235	1,204	65	12	5,050	2,054	0	0	0	0	0	0
TOTAL-COURTS OF RECORD:	528	1,209	159	241	5,053	2,054	17	263	50	62	3	84
CARMEL CITY	0	244	6	0	2,491	616	0	0	0	0	0	0
NOBLESVILLE CITY	0	546	0	0	1,517	1,184	0	0	0	0	0	0
TOTAL-CITY AND TOWN:	0	790	6	0	4,008	1,800	0	0	0	0	0	0
GRAND TOTAL:	528	1,999	165	241	9,061	3,854	17	263	50	62	3	84
<b>HANCOCK</b>												
CIRCUIT	23	0	0	1	0	0	1	18	0	58	15	6
SUPERIOR	27	1	44	0	0	0	4	21	0	4	49	22
COUNTY	277	1,067	0	4	2,262	0	0	0	0	0	0	0
TOTAL-COURTS OF RECORD:	327	1,068	44	5	2,262	0	5	39	0	62	64	28
GRAND TOTAL:	327	1,068	44	5	2,262	0	5	39	0	62	64	28
<b>HARRISON</b>												
CIRCUIT	74	0	12	9	0	0	10	25	0	43	3	47
COUNTY	205	603	91	0	3,342	0	0	0	0	0	0	0
TOTAL-COURTS OF RECORD:	279	603	103	9	3,342	0	10	25	0	43	3	47
GRAND TOTAL:	279	603	103	9	3,342	0	10	25	0	43	3	47
<b>HENDRICKS</b>												
CIRCUIT	392	37	87	3	0	0	24	426	0	60	71	208
SUPERIOR 1	215	0	21	0	0	0	0	0	0	0	0	0
SUPERIOR 2	253	1,636	103	0	5,627	82	0	0	0	0	0	0
TOTAL-COURTS OF RECORD:	860	1,673	211	3	5,627	82	24	426	0	60	71	208
PLAINFIELD TOWN	0	40	0	0	1,130	0	0	0	0	0	0	0
EFFECTIVE 9/1/89												
TOTAL-CITY AND TOWN:	0	40	0	0	1,130	0	0	0	0	0	0	0
GRAND TOTAL:	860	1,713	211	3	6,757	82	24	426	0	60	71	208
<b>HENRY</b>												
CIRCUIT	25	0	19	3	1	0	9	41	0	34	59	9
SUPERIOR	23	0	46	7	0	0	36	35	0	59	11	83
COUNTY	178	1,342	25	4	1,084	0	0	0	0	0	0	0
TOTAL-COURTS OF RECORD:	226	1,342	90	14	1,085	0	45	76	0	93	70	92
KNIGHTSTOWN TOWN	0	600	0	0	3,697	0	0	0	0	0	0	0
TOTAL-CITY AND TOWN:	0	600	0	0	3,697	0	0	0	0	0	0	0
GRAND TOTAL:	226	1,942	90	14	4,782	0	45	76	0	93	70	92
<b>HOWARD</b>												
CIRCUIT	105	2	19	0	0	0	36	171	64	207	3	15
SUPERIOR 1	167	0	59	0	0	0	0	0	0	8	0	0
SUPERIOR 2	2	0	3	0	0	0	0	0	0	0	0	0
COUNTY	385	2,741	35	0	4,353	0	0	0	0	0	0	0
TOTAL-COURTS OF RECORD:	659	2,743	116	0	4,353	0	36	171	64	215	3	15
GRAND TOTAL:	659	2,743	116	0	4,353	0	36	171	64	215	3	15
<b>HUNTINGTON</b>												
CIRCUIT	37	1	56	0	0	0	14	85	13	46	1	45

## NEW FILINGS

43

- - - CIVIL - - -

CP	CT	SC	RCV	DR	RDR	MH	AD	ES	GU	TR	MI	TOTAL
244	50	0	92	228	221	5	16	144	48	2	28	1,249
188	26	0	64	181	191	0	5	40	11	1	10	824
288	87	0	1	230	1	3	7	30	13	0	15	861
7	0	2,113	1,273	0	0	0	0	0	0	0	0	12,013
998	239	2,113	1,525	771	608	26	53	275	88	6	107	16,532
0	0	0	0	0	0	0	0	0	0	0	0	3,357
0	0	0	0	0	0	0	0	0	0	0	0	3,247
0	0	0	0	0	0	0	0	0	0	0	0	6,604
998	239	2,113	1,525	771	608	26	53	275	88	6	107	23,136
225	33	0	15	219	110	0	13	71	20	0	18	846
79	18	0	32	154	171	1	8	54	23	0	14	726
126	0	640	355	0	0	0	0	0	0	0	0	4,731
430	51	640	402	373	281	1	21	125	43	0	32	6,303
430	51	640	402	373	281	1	21	125	43	0	32	6,303
123	25	0	23	275	112	21	20	105	34	1	29	991
131	0	402	178	0	0	0	0	0	0	0	0	4,952
254	25	402	201	275	112	21	20	105	34	1	29	5,943
254	25	402	201	275	112	21	20	105	34	1	29	5,943
160	2	0	73	158	114	0	0	0	0	0	80	1,895
267	0	0	48	336	140	14	35	169	67	4	12	1,328
0	43	994	286	22	54	0	0	0	0	0	2	9,102
427	45	994	407	516	308	14	35	169	67	4	94	12,325
0	0	0	0	0	0	0	0	0	0	0	0	1,170
0	0	0	0	0	0	0	0	0	0	0	0	1,170
427	45	994	407	516	308	14	35	169	67	4	94	13,495
115	29	0	24	268	134	10	20	113	53	1	15	982
66	11	0	27	145	215	4	9	71	8	0	6	862
68	0	1,741	1,253	0	0	0	0	0	0	0	0	5,695
249	40	1,741	1,304	413	349	14	29	184	61	1	21	7,539
0	0	0	0	0	0	0	0	0	0	0	0	4,297
0	0	0	0	0	0	0	0	0	0	0	0	4,297
249	40	1,741	1,304	413	349	14	29	184	61	1	21	11,836
161	5	0	19	216	164	0	32	135	34	0	149	1,537
412	20	2	408	458	641	63	3	97	62	0	19	2,419
259	0	0	149	404	271	52	0	32	14	0	0	1,186
36	0	3,799	0	0	0	0	0	0	0	0	0	11,349
868	25	3,801	576	1,078	1,076	115	35	264	110	0	168	16,491
868	25	3,801	576	1,078	1,076	115	35	264	110	0	168	16,491
169	5	0	62	257	204	14	29	149	30	0	19	1,236

## - - - CRIMINAL - - -

	CF	CM	RCR	MC	IF	OV	JC	JD	JS	JP	JM	RJ
HUNTINGTON												
SUPERIOR	137	974	339	54	7,091	8	0	0	0	0	0	0
TOTAL-COURTS OF RECORD:	174	975	395	54	7,091	8	14	85	13	46	1	45
ROANOKE TOWN	0	0	0	0	4,112	0	0	0	0	0	0	0
TOTAL-CITY AND TOWN:	0	0	0	0	4,112	0	0	0	0	0	0	0
GRAND TOTAL:	174	975	395	54	11,203	8	14	85	13	46	1	45
JACKSON												
CIRCUIT	259	1	21	0	0	0	57	90	1	64	17	20
SUPERIOR	0	1,174	160	0	9,847	0	0	0	0	0	0	0
TOTAL-COURTS OF RECORD:	259	1,175	181	0	9,847	0	57	90	1	64	17	20
GRAND TOTAL:	259	1,175	181	0	9,847	0	57	90	1	64	17	20
JASPER												
CIRCUIT	42	3	0	1	0	0	7	39	3	37	1	0
SUPERIOR	155	861	143	57	2,629	1	0	0	0	1	0	0
TOTAL-COURTS OF RECORD:	197	864	143	58	2,629	1	7	39	3	38	1	0
DEMOTTE TOWN	0	0	0	0	255	0	0	0	0	0	0	0
WHEATFIELD TOWN	0	0	0	0	0	3	0	0	0	0	0	0
TOTAL-CITY AND TOWN:	0	0	0	0	255	3	0	0	0	0	0	0
GRAND TOTAL:	197	864	143	58	2,884	4	7	39	3	38	1	0
JAY												
CIRCUIT	43	16	3	0	0	0	41	61	0	34	0	9
SUPERIOR	107	288	6	7	8	0	0	0	0	0	0	0
UPGRADED 1-1-89												
TOTAL-COURTS OF RECORD:	150	304	9	7	8	0	41	61	0	34	0	9
DUNKIRK CITY	0	21	0	0	322	0	0	0	0	0	0	0
PORTLAND CITY	0	224	0	0	1,345	86	0	0	0	0	0	0
TOTAL-CITY AND TOWN:	0	245	0	0	1,667	86	0	0	0	0	0	0
GRAND TOTAL:	150	549	9	7	1,675	86	41	61	0	34	0	9
JEFFERSON												
CIRCUIT	78	0	11	0	0	0	17	52	0	39	1	19
COUNTY	131	1,034	0	7	1,353	90	0	0	0	0	0	0
TOTAL-COURTS OF RECORD:	209	1,034	11	7	1,353	90	17	52	0	39	1	19
GRAND TOTAL:	209	1,034	11	7	1,353	90	17	52	0	39	1	19
JENNINGS												
CIRCUIT	136	25	35	3	0	0	16	40	0	38	8	35
TOTAL-COURTS OF RECORD:	136	25	35	3	0	0	16	40	0	38	8	35
NORTH VERNON CITY	0	414	0	35	1,213	2	0	0	0	0	0	0
TOTAL-CITY AND TOWN:	0	414	0	35	1,213	2	0	0	0	0	0	0
GRAND TOTAL:	136	439	35	38	1,213	2	16	40	0	38	8	35
JOHNSON												
CIRCUIT	86	9	17	3	0	0	47	0	0	0	0	0
SUPERIOR 1	263	455	10	2	0	0	2	0	0	1	0	0
SUPERIOR 2	241	562	2	1	79	0	0	0	0	1	0	0
TOTAL-COURTS OF RECORD:	590	1,026	29	6	79	0	49	0	0	2	0	0
FRANKLIN CITY	0	1,036	0	0	5,214	0	0	0	0	0	0	0
GREENWOOD CITY	0	785	4	0	3,339	4	0	0	0	0	0	0
NEW WHITELAND TOWN	0	934	0	0	3,565	205	0	0	0	0	0	0



## --- CRIMINAL ---

	CF	CM	RCR	MC	IF	OV	JC	JD	JS	JP	JM	RJ
JOHNSON												
TOTAL-CITY AND TOWN:	0	2,755	4	0	12,118	209	0	0	0	0	0	0
GRAND TOTAL:	590	3,781	33	6	12,197	209	49	0	0	2	0	0
KNOX												
CIRCUIT	10	0	0	0	0	0	0	0	0	0	0	0
SUPERIOR 1	55	1	44	12	0	0	28	58	0	74	162	426
SUPERIOR 2	207	1,693	12	0	5,430	0	0	0	0	0	0	0
TOTAL-COURTS OF RECORD:	272	1,694	56	12	5,430	0	28	58	0	74	162	426
BICKNELL CITY	0	65	0	0	339	0	0	0	0	0	0	0
TOTAL-CITY AND TOWN:	0	65	0	0	339	0	0	0	0	0	0	0
GRAND TOTAL:	272	1,759	56	12	5,769	0	28	58	0	74	162	426
KOSCIUSKO												
CIRCUIT	44	0	15	9	0	0	0	0	0	0	0	0
SUPERIOR	159	12	52	0	0	0	50	112	0	121	0	62
COUNTY	8	2,153	10	3	4,704	0	0	0	0	0	0	0
TOTAL-COURTS OF RECORD:	211	2,165	77	12	4,704	0	50	112	0	121	0	62
GRAND TOTAL:	211	2,165	77	12	4,704	0	50	112	0	121	0	62
LAGRANGE												
CIRCUIT	27	18	30	10	0	0	27	62	0	31	0	40
SUPERIOR	163	584	0	7	4,672	65	0	0	0	0	0	0
TOTAL-COURTS OF RECORD:	190	602	30	17	4,672	65	27	62	0	31	0	40
GRAND TOTAL:	190	602	30	17	4,672	65	27	62	0	31	0	40
LAKE												
CIRCUIT	0	0	0	0	0	0	0	0	0	0	3	0
SUPERIOR, CIV. 1	0	0	0	0	0	0	0	0	0	0	0	0
SUPERIOR, CIV. 2	0	0	0	0	0	0	0	0	0	0	0	0
SUPERIOR, CIV. 3	0	0	0	0	0	0	0	0	0	0	0	0
SUPERIOR, CIV. 4	0	0	0	0	0	0	0	0	0	0	0	0
SUPERIOR, CIV. 5	0	0	0	0	0	0	0	0	0	0	0	0
SUPERIOR, JUV. DIV.	0	0	0	0	0	0	367	1,366	82	943	514	910
SUPERIOR, CRIM. 1	224	0	133	35	0	0	0	0	0	0	0	0
SUPERIOR, CRIM. 2	206	1	137	40	0	0	0	0	0	0	0	0
SUPERIOR, CRIM. 3	215	1	136	17	0	0	0	0	0	0	0	0
SUPERIOR, CRIM. 4	212	0	110	94	0	0	0	0	0	0	0	0
SUPERIOR 7	472	2,428	154	0	11,256	3,476	0	0	0	0	0	0
UPGRADED 1-1-89												
SUPERIOR 8	357	2,306	0	0	13,063	1,508	0	0	0	0	0	0
UPGRADED 1-1-89												
SUPERIOR 9	381	2,408	316	13	11,880	2,743	0	0	0	0	0	0
UPGRADED 1-1-89												
TOTAL-COURTS OF RECORD:	2,067	7,144	986	199	36,199	7,727	367	1,366	82	943	517	910
CROWN POINT CITY	0	271	0	0	650	889	0	0	0	0	0	0
EAST CHICAGO CITY	0	1,361	29	859	722	170	0	0	0	0	0	0
GARY CITY	0	4,046	0	0	13,579	4,095	0	0	0	0	0	0
HAMMOND CITY	0	1,342	53	0	5,950	3,710	0	0	0	0	0	0
HOBART CITY	0	1,068	10	0	1,958	23	0	0	0	0	0	0
LAKE STATION CITY	0	577	1	0	1,626	32	0	0	0	0	0	0
WHITING CITY	0	225	0	0	206	5	0	0	0	0	0	0
TOTAL-CITY AND TOWN:	0	8,890	93	859	24,691	8,924	0	0	0	0	0	0











NEW FILINGS

- - - CIVIL - - -

CP	CT	SC	RCV	DR	RDR	MH	AD	ES	GU	TR	MI	TOTAL
0	0	0	0	0	0	642	0	0	0	0	0	2,624
0	0	0	0	0	0	0	0	0	0	0	0	6,196
0	0	0	0	0	0	0	0	0	0	0	0	5,619
0	0	0	0	0	0	0	0	0	0	0	0	2,423
2,139	16	0	242	0	0	0	0	0	0	0	0	2,397
2,166	0	0	2,076	0	0	0	0	0	0	0	0	4,242
0	0	0	0	0	0	0	0	0	0	0	0	5,904
0	0	0	0	0	0	0	0	0	0	0	0	5,770
0	0	0	0	0	0	0	0	0	0	0	0	2,053
1,512	0	0	17	0	0	0	0	0	0	0	0	3,233
0	0	0	0	0	0	0	0	0	0	0	0	72,586
0	0	0	0	0	0	0	0	0	0	0	0	25,949
0	0	0	0	0	0	0	0	0	0	0	0	2,489
0	0	0	0	0	0	0	0	0	0	0	0	1,736
16,946	938	0	3,908	6,953	7,058	642	635	2,192	892	27	1,225	188,508
0	0	6,084	2,034	0	0	0	0	0	0	0	775	8,893
0	0	5,530	2,327	0	0	0	0	0	0	0	20	7,877
0	0	4,074	515	0	0	0	0	0	0	0	106	4,695
0	0	9,065	3,579	0	0	0	0	0	0	0	0	12,644
0	0	9,536	5,716	0	0	0	0	0	0	0	9	15,261
0	0	18,747	7,497	0	0	0	0	0	0	0	2	26,246
0	0	6,398	1,158	0	0	0	0	0	0	0	0	7,556
0	0	5,350	1,508	0	0	0	0	0	0	0	145	7,003
0	0	64,784	24,334	0	0	0	0	0	0	0	1,057	90,175
16,946	938	64,784	28,242	6,953	7,058	642	635	2,192	892	27	2,282	278,683
106	49	0	165	210	288	8	19	61	18	0	70	1,522
51	18	0	25	157	161	19	11	62	17	1	4	741
50	2	1,274	1,709	0	0	8	0	0	0	0	0	13,815
207	69	1,274	1,899	367	449	35	30	123	35	1	74	16,078
207	69	1,274	1,899	367	449	35	30	123	35	1	74	16,078
64	3	98	20	65	17	11	6	19	4	0	22	1,833
64	3	98	20	65	17	11	6	19	4	0	22	1,833
64	3	98	20	65	17	11	6	19	4	0	22	1,833
138	14	0	61	271	105	13	22	76	21	0	10	1,368
54	2	698	344	106	162	2	6	35	7	0	2	2,823
192	16	698	405	377	267	15	28	111	28	0	12	4,191
0	0	0	0	0	0	0	0	0	0	0	0	488
0	0	0	0	0	0	0	0	0	0	0	0	3,671
0	0	0	0	0	0	0	0	0	0	0	0	4,159
192	16	698	405	377	267	15	28	111	28	0	12	8,350
193	12	0	68	156	112	154	36	230	82	6	0	2,191
194	37	97	194	208	212	0	0	0	0	0	0	1,187
213	37	74	179	216	239	0	0	0	0	0	0	1,238
210	32	77	183	205	203	0	0	0	0	0	0	1,257

## NEW FILINGS

52

## - - - CRIMINAL - - -

	CF	CM	RCR	MC	IF	OV	JC	JD	JS	JP	JM	RJ
MONROE												
SUPERIOR 4	154	3,234	1,265	0	11,642	0	0	0	0	0	0	0
SUPERIOR 5	0	10	0	0	0	0	0	0	0	0	0	0
TOTAL-COURTS OF RECORD:	678	3,321	1,882	0	11,642	0	110	266	0	164	63	193
GRAND TOTAL:	678	3,321	1,882	0	11,642	0	110	266	0	164	63	193
MONTGOMERY												
CIRCUIT	110	5	0	5	0	0	31	62	0	49	7	8
COUNTY	52	1,155	89	0	2,608	0	0	0	0	0	0	0
TOTAL-COURTS OF RECORD:	162	1,160	89	5	2,608	0	31	62	0	49	7	8
CRAWFORDSVILLE CITY	0	0	0	0	397	79	0	0	0	0	0	0
TOTAL-CITY AND TOWN:	0	0	0	0	397	79	0	0	0	0	0	0
GRAND TOTAL:	162	1,160	89	5	3,005	79	31	62	0	49	7	8
MORGAN												
CIRCUIT	169	8	247	7	1	0	53	94	62	91	33	70
SUPERIOR	84	275	133	8	0	0	0	0	0	0	0	0
COUNTY	97	822	124	0	19	0	0	0	0	0	0	0
TOTAL-COURTS OF RECORD:	350	1,105	504	15	20	0	53	94	62	91	33	70
MARTINSVILLE CITY	0	144	0	0	2,174	0	0	0	0	0	0	0
MOORESVILLE TOWN	0	289	0	0	5,797	0	0	0	0	0	0	0
TOTAL-CITY AND TOWN:	0	433	0	0	7,971	0	0	0	0	0	0	0
GRAND TOTAL:	350	1,538	504	15	7,991	0	53	94	62	91	33	70
NEWTON												
CIRCUIT	0	0	0	0	0	0	30	28	0	11	0	0
SUPERIOR	125	182	14	0	1,642	429	0	0	0	0	0	0
TOTAL-COURTS OF RECORD:	125	182	14	0	1,642	429	30	28	0	11	0	0
GRAND TOTAL:	125	182	14	0	1,642	429	30	28	0	11	0	0
NOBLE												
CIRCUIT	52	2	38	0	0	0	6	21	0	9	8	11
SUPERIOR	5	0	31	0	0	0	17	41	0	44	17	52
COUNTY	317	935	237	1	2,460	101	0	0	0	0	0	0
TOTAL-COURTS OF RECORD:	374	937	306	1	2,460	101	23	62	0	53	25	63
CROMWELL TOWN	0	0	0	0	801	4	0	0	0	0	0	0
TOTAL-CITY AND TOWN:	0	0	0	0	801	4	0	0	0	0	0	0
GRAND TOTAL:	374	937	306	1	3,261	105	23	62	0	53	25	63
OHIO												
CIRCUIT	1	0	0	0	0	0	5	12	0	4	0	0
SUPERIOR	33	150	20	1	197	0	0	0	0	0	0	0
TOTAL-COURTS OF RECORD:	34	150	20	1	197	0	5	12	0	4	0	0
GRAND TOTAL:	34	150	20	1	197	0	5	12	0	4	0	0
ORANGE												
CIRCUIT	156	5	8	21	0	0	11	38	6	51	24	23
COUNTY	0	410	61	0	1,264	1	0	0	0	0	0	0
TOTAL-COURTS OF RECORD:	156	415	69	21	1,264	1	11	38	6	51	24	23
GRAND TOTAL:	156	415	69	21	1,264	1	11	38	6	51	24	23
OWEN												
CIRCUIT	99	548	336	11	1,896	0	18	67	0	26	0	77

## NEW FILINGS

53

## --- CIVIL ---

CP	CT	SC	RCV	DR	RDR	MH	AD	ES	GU	TR	MI	TOTAL
1	1	4	5	1	16	0	0	0	0	0	0	16,323
227	23	4,397	2,759	139	60	0	0	0	0	0	0	7,615
1,038	142	4,649	3,388	925	842	154	36	230	82	6	0	29,811
1,038	142	4,649	3,388	925	842	154	36	230	82	6	0	29,811
238	5	0	0	381	10	28	10	124	40	2	30	1,145
80	0	700	208	0	0	0	0	0	0	0	0	4,892
318	5	700	208	381	10	28	10	124	40	2	30	6,037
0	0	0	0	0	0	0	0	0	0	0	0	476
0	0	0	0	0	0	0	0	0	0	0	0	476
318	5	700	208	381	10	28	10	124	40	2	30	6,513
212	25	0	136	109	108	7	17	41	12	1	7	1,510
247	0	0	72	389	321	4	14	113	53	0	5	1,718
35	0	1,649	1,243	0	0	0	0	0	0	0	0	3,989
494	25	1,649	1,451	498	429	11	31	154	65	1	12	7,217
0	0	0	0	0	0	0	0	0	0	0	0	2,318
0	0	0	0	0	0	0	0	0	0	0	0	6,086
0	0	0	0	0	0	0	0	0	0	0	0	8,404
494	25	1,649	1,451	498	429	11	31	154	65	1	12	15,621
137	2	449	0	47	0	0	12	32	25	0	1	774
91	6	0	0	71	0	11	0	7	11	0	9	2,598
228	8	449	0	118	0	11	12	39	36	0	10	3,372
228	8	449	0	118	0	11	12	39	36	0	10	3,372
86	11	0	53	240	254	66	31	127	46	1	9	1,071
83	2	0	29	97	199	20	6	14	10	0	0	667
19	0	1,368	646	0	7	0	0	0	0	0	0	6,091
188	13	1,368	728	337	460	86	37	141	56	1	9	7,829
0	0	0	0	0	0	0	0	0	0	0	0	805
0	0	0	0	0	0	0	0	0	0	0	0	805
188	13	1,368	728	337	460	86	37	141	56	1	9	8,634
23	0	0	0	23	5	0	3	24	3	0	2	105
29	0	27	7	15	2	0	0	0	0	0	0	481
52	0	27	7	38	7	0	3	24	3	0	2	586
52	0	27	7	38	7	0	3	24	3	0	2	586
159	4	0	46	142	150	8	10	79	12	1	14	968
49	0	521	158	0	0	0	0	0	0	0	0	2,464
208	4	521	204	142	150	8	10	79	12	1	14	3,432
208	4	521	204	142	150	8	10	79	12	1	14	3,432
146	0	412	180	120	166	4	17	35	34	0	62	4,254

NEW FILINGS

- - - CRIMINAL - - -

	CF	CM	RCR	MC	IF	OV	JC	JD	JS	JP	JM	RJ
OWEN												
TOTAL-COURTS OF RECORD:	99	548	336	11	1,896	0	18	67	0	26	0	77
GRAND TOTAL:	99	548	336	11	1,896	0	18	67	0	26	0	77
PARKE												
CIRCUIT	132	571	0	6	1,214	0	11	13	0	17	0	0
TOTAL-COURTS OF RECORD:	132	571	0	6	1,214	0	11	13	0	17	0	0
GRAND TOTAL:	132	571	0	6	1,214	0	11	13	0	17	0	0
PERRY												
CIRCUIT	134	275	28	0	1,475	0	5	19	1	25	82	24
TOTAL-COURTS OF RECORD:	134	275	28	0	1,475	0	5	19	1	25	82	24
TELL CITY CITY	0	0	0	0	0	0	0	0	0	0	0	0
NOT REPORTING												
TOTAL-CITY AND TOWN:	0	0	0	0	0	0	0	0	0	0	0	0
GRAND TOTAL:	134	275	28	0	1,475	0	5	19	1	25	82	24
PIKE												
CIRCUIT	100	266	85	277	873	0	25	6	10	22	8	11
TOTAL-COURTS OF RECORD:	100	266	85	277	873	0	25	6	10	22	8	11
GRAND TOTAL:	100	266	85	277	873	0	25	6	10	22	8	11
PORTER												
CIRCUIT, SUP 1 & 2	189	16	89	7	0	0	147	302	0	123	23	494
SUPERIOR 3	185	1,681	654	0	6,808	26	0	0	0	0	0	0
SUPERIOR 4	192	1,654	489	52	9,031	128	0	0	0	0	0	0
TOTAL-COURTS OF RECORD:	566	3,351	1,232	59	15,839	154	147	302	0	123	23	494
CHESTERTON TOWN	0	52	0	7	2,200	34	0	0	0	0	0	0
TOTAL-CITY AND TOWN:	0	52	0	7	2,200	34	0	0	0	0	0	0
GRAND TOTAL:	566	3,403	1,232	66	18,039	188	147	302	0	123	23	494
POSEY												
CIRCUIT	42	0	4	0	0	0	7	53	8	23	2	12
COUNTY	95	714	116	0	2,001	2	0	0	0	0	0	0
TOTAL-COURTS OF RECORD:	137	714	120	0	2,001	2	7	53	8	23	2	12
GRAND TOTAL:	137	714	120	0	2,001	2	7	53	8	23	2	12
PULASKI												
CIRCUIT	61	1	41	0	0	0	9	25	6	27	0	16
COUNTY	87	355	70	0	1,124	0	0	0	0	0	0	0
TOTAL-COURTS OF RECORD:	148	356	111	0	1,124	0	9	25	6	27	0	16
GRAND TOTAL:	148	356	111	0	1,124	0	9	25	6	27	0	16
PUTNAM												
CIRCUIT	69	1	24	12	0	0	27	68	18	33	0	20
COUNTY	145	765	147	3	2,762	1	0	0	0	0	0	0
TOTAL-COURTS OF RECORD:	214	766	171	15	2,762	1	27	68	18	33	0	20
GRAND TOTAL:	214	766	171	15	2,762	1	27	68	18	33	0	20
RANDOLPH												
CIRCUIT	9	0	13	1	0	0	33	51	0	30	34	109
SUPERIOR	68	343	8	0	2	0	0	0	0	0	0	0

UPGRADED 1-1-89



NEW FILINGS

55

- - - CIVIL - - -

CP	CT	SC	RCV	DR	RDR	MH	AD	ES	GU	TR	MI	TOTAL
146	0	412	180	120	166	4	17	35	34	0	62	4,254
146	0	412	180	120	166	4	17	35	34	0	62	4,254
133	0	227	0	161	0	20	9	65	15	0	5	2,599
133	0	227	0	161	0	20	9	65	15	0	5	2,599
133	0	227	0	161	0	20	9	65	15	0	5	2,599
79	3	338	14	113	73	3	10	79	11	0	0	2,791
79	3	338	14	113	73	3	10	79	11	0	0	2,791
0	0	0	0	0	0	0	0	0	0	0	0	0
0	0	0	0	0	0	0	0	0	0	0	0	0
79	3	338	14	113	73	3	10	79	11	0	0	2,791
60	11	240	80	113	121	10	3	36	21	0	11	2,389
60	11	240	80	113	121	10	3	36	21	0	11	2,389
60	11	240	80	113	121	10	3	36	21	0	11	2,389
1,330	297	0	501	925	1,048	177	83	280	117	0	297	6,445
89	0	1,879	1,112	37	7	0	0	0	0	0	11	12,489
62	4	1,530	847	0	0	2	1	0	0	0	7	13,999
1,481	301	3,409	2,460	962	1,055	179	84	280	117	0	315	32,933
0	0	0	0	0	0	0	0	0	0	0	0	2,293
0	0	0	0	0	0	0	0	0	0	0	0	2,293
1,481	301	3,409	2,460	962	1,055	179	84	280	117	0	315	35,226
91	22	0	13	161	72	8	11	99	25	1	7	661
6	0	249	68	0	0	0	0	0	0	0	0	3,251
97	22	249	81	161	72	8	11	99	25	1	7	3,912
97	22	249	81	161	72	8	11	99	25	1	7	3,912
121	6	0	87	84	79	8	6	60	21	0	5	663
4	0	368	200	0	0	0	0	0	0	0	0	2,208
125	6	368	287	84	79	8	6	60	21	0	5	2,871
125	6	368	287	84	79	8	6	60	21	0	5	2,871
130	16	0	25	261	200	18	19	130	44	5	31	1,151
83	0	1,225	905	0	0	0	0	0	0	0	5	6,041
213	16	1,225	930	261	200	18	19	130	44	5	36	7,192
213	16	1,225	930	261	200	18	19	130	44	5	36	7,192
91	0	0	25	214	226	25	7	118	27	3	21	1,037
80	2	880	614	50	1	0	0	0	0	0	10	2,058

## - - - CRIMINAL - - -

	CF	CM	RCR	MC	IF	OV	JC	JD	JS	JP	JM	RJ
RANDOLPH												
TOTAL-COURTS OF RECORD:	77	343	21	1	2	0	33	51	0	30	34	109
WINCHESTER CITY	0	232	0	0	1,179	19	0	0	0	0	0	0
UNION CITY	0	273	0	0	940	32	0	0	0	0	0	0
TOTAL-CITY AND TOWN:	0	505	0	0	2,119	51	0	0	0	0	0	0
GRAND TOTAL:	77	848	21	1	2,121	51	33	51	0	30	34	109
RIPLEY												
CIRCUIT	144	538	17	8	0	0	18	25	0	21	81	30
TOTAL-COURTS OF RECORD:	144	538	17	8	0	0	18	25	0	21	81	30
BATESVILLE CITY	0	137	0	0	1,924	48	0	0	0	0	0	0
VERSAILLES TOWN	0	190	0	0	1,578	0	0	0	0	0	0	0
TOTAL-CITY AND TOWN:	0	327	0	0	3,502	48	0	0	0	0	0	0
GRAND TOTAL:	144	865	17	8	3,502	48	18	25	0	21	81	30
RUSH												
CIRCUIT	40	7	13	4	0	0	7	65	2	21	94	3
COUNTY	89	416	21	5	1,272	3	0	0	0	0	0	0
TOTAL-COURTS OF RECORD:	129	423	34	9	1,272	3	7	65	2	21	94	3
GRAND TOTAL:	129	423	34	9	1,272	3	7	65	2	21	94	3
ST. JOSEPH												
CIRCUIT	4	0	0	0	0	0	0	0	0	0	0	0
SUPERIOR	932	9,123	409	0	20,293	6,453	0	0	0	0	0	0
PROBATE	0	0	0	0	0	0	188	584	10	760	28	1,049
TOTAL-COURTS OF RECORD:	936	9,123	409	0	20,293	6,453	188	584	10	760	28	1,049
WALKERTON TOWN	0	148	0	0	520	46	0	0	0	0	0	0
TOTAL-CITY AND TOWN:	0	148	0	0	520	46	0	0	0	0	0	0
GRAND TOTAL:	936	9,271	409	0	20,813	6,499	188	584	10	760	28	1,049
SCOTT												
CIRCUIT	30	0	10	1	0	0	18	28	0	56	122	44
COUNTY	113	796	37	0	1,689	19	0	0	0	0	0	0
TOTAL-COURTS OF RECORD:	143	796	47	1	1,689	19	18	28	0	56	122	44
GRAND TOTAL:	143	796	47	1	1,689	19	18	28	0	56	122	44
SHELBY												
CIRCUIT	8	0	5	0	0	0	0	0	0	0	0	0
SUPERIOR 1	105	29	81	27	0	0	28	77	14	41	98	127
SUPERIOR 2	199	1,100	370	20	3,270	0	0	0	0	0	0	0
UPGRADED 1-1-89												
TOTAL-COURTS OF RECORD:	312	1,129	456	47	3,270	0	28	77	14	41	98	127
GRAND TOTAL:	312	1,129	456	47	3,270	0	28	77	14	41	98	127
SPENCER												
CIRCUIT	86	445	2	0	2,592	0	2	10	0	10	0	0
TOTAL-COURTS OF RECORD:	86	445	2	0	2,592	0	2	10	0	10	0	0
ROCKPORT CITY	0	29	0	0	90	3	0	0	0	0	0	0
TOTAL-CITY AND TOWN:	0	29	0	0	90	3	0	0	0	0	0	0
GRAND TOTAL:	86	474	2	0	2,682	3	2	10	0	10	0	0
STARKE												
CIRCUIT	174	2	50	7	0	0	7	17	0	35	0	49

## NEW FILINGS

57

--- CIVIL ---

CP	CT	SC	RCV	DR	RDR	MH	AD	ES	GU	TR	MI	TOTAL
171	2	880	639	264	227	25	7	118	27	3	31	3,095
0	0	0	0	0	0	0	0	0	0	0	0	1,430
0	0	0	0	0	0	0	0	0	0	0	0	1,245
0	0	0	0	0	0	0	0	0	0	0	0	2,675
171	2	880	639	264	227	25	7	118	27	3	31	5,770
120	18	334	207	151	64	8	13	126	36	0	7	1,966
120	18	334	207	151	64	8	13	126	36	0	7	1,966
141	0	0	20	0	0	0	0	0	0	0	0	2,270
0	0	0	0	0	0	0	0	0	0	0	0	1,768
141	0	0	20	0	0	0	0	0	0	0	0	4,038
261	18	334	227	151	64	8	13	126	36	0	7	6,004
87	8	0	11	145	85	7	7	69	15	1	11	702
60	0	599	241	0	0	0	0	0	0	0	3	2,709
147	8	599	252	145	85	7	7	69	15	1	14	3,411
147	8	599	252	145	85	7	7	69	15	1	14	3,411
1,484	29	0	1,111	1,410	821	0	0	50	8	0	160	5,077
1,034	120	9,261	6,782	520	1,116	221	0	127	19	0	64	56,474
17	0	0	0	0	0	0	147	616	259	3	181	3,842
2,535	149	9,261	7,893	1,930	1,937	221	147	793	286	3	405	65,393
0	0	0	0	0	0	0	0	0	0	0	0	714
0	0	0	0	0	0	0	0	0	0	0	0	714
2,535	149	9,261	7,893	1,930	1,937	221	147	793	286	3	405	66,107
127	28	0	73	294	217	65	10	54	31	1	164	1,373
76	0	513	196	0	0	0	0	0	0	0	0	3,439
203	28	513	269	294	217	65	10	54	31	1	164	4,812
203	28	513	269	294	217	65	10	54	31	1	164	4,812
85	10	0	45	154	235	3	12	101	23	1	20	702
78	5	0	27	66	131	7	5	19	23	0	5	993
192	19	1,401	1,348	211	11	5	9	4	7	0	12	8,178
355	34	1,401	1,420	431	377	15	26	124	53	1	37	9,873
355	34	1,401	1,420	431	377	15	26	124	53	1	37	9,873
142	6	244	42	142	26	4	10	89	21	0	0	3,873
142	6	244	42	142	26	4	10	89	21	0	0	3,873
0	0	0	0	0	0	0	0	0	0	0	0	122
0	0	0	0	0	0	0	0	0	0	0	0	122
142	6	244	42	142	26	4	10	89	21	0	0	3,995
335	23	454	630	160	188	0	14	60	13	2	4	2,224



NEW FILINGS

- - - CIVIL - - -

CP	CT	SC	RCV	DR	RDR	MH	AD	ES	GU	TR	MI	TOTAL
335	23	454	630	160	188	0	14	60	13	2	4	2,224
0	0	0	0	0	0	0	0	0	0	0	0	1,930
0	0	0	0	0	0	0	0	0	0	0	0	1,930
335	23	454	630	160	188	0	14	60	13	2	4	4,154
90	24	0	42	129	160	5	14	104	28	0	16	916
62	18	1,063	446	105	39	5	0	0	0	0	5	4,407
152	42	1,063	488	234	199	10	14	104	28	0	21	5,323
0	0	0	0	0	0	0	0	0	0	0	0	7,934
0	0	0	0	0	0	0	0	0	0	0	0	7,934
152	42	1,063	488	234	199	10	14	104	28	0	21	13,257
55	6	0	2	98	59	5	11	102	15	0	4	443
43	2	449	134	83	1	0	0	0	0	0	0	4,142
98	8	449	136	181	60	5	11	102	15	0	4	4,585
98	8	449	136	181	60	5	11	102	15	0	4	4,585
22	5	0	12	10	5	0	0	1	0	0	2	64
32	3	112	33	57	3	5	2	22	6	0	2	889
54	8	112	45	67	8	5	2	23	6	0	4	953
54	8	112	45	67	8	5	2	23	6	0	4	953
573	10	0	71	266	49	64	63	438	142	6	22	1,760
146	0	0	42	504	5	5	1	0	0	0	1	806
87	14	0	15	242	233	4	0	0	0	0	0	621
1	0	0	0	17	89	0	0	0	0	0	0	1,875
1	0	4,365	1,553	0	0	0	0	0	0	0	18	6,702
382	0	0	0	0	0	0	0	0	0	0	0	13,143
1,190	24	4,365	1,681	1,029	376	73	64	438	142	6	41	24,907
0	0	0	0	0	0	0	0	0	0	0	0	1,674
0	0	0	0	0	0	0	0	0	0	0	0	1,674
1,190	24	4,365	1,681	1,029	376	73	64	438	142	6	41	26,581
100	1	209	40	100	63	5	8	65	13	1	9	807
100	1	209	40	100	63	5	8	65	13	1	9	807
0	0	0	0	0	0	0	0	0	0	0	0	1,895
0	0	0	0	0	0	0	0	0	0	0	0	1,749
0	0	0	0	0	0	0	0	0	0	0	0	3,644
100	1	209	40	100	63	5	8	65	13	1	9	4,451
35	0	77	13	49	23	0	0	40	9	1	9	1,606
35	0	77	13	49	23	0	0	40	9	1	9	1,606
35	0	77	13	49	23	0	0	40	9	1	9	1,606
410	0	0	114	0	0	4	0	0	0	0	0	1,452

## NEW FILINGS

60

## - - - CRIMINAL - - -

	CF	CM	RCR	MC	IF	OV	JC	JD	JS	JP	JM	RJ
VANDERBURGH												
SUPERIOR	1,350	6,234	245	0	13,269	537	128	328	22	590	207	221
TOTAL-COURTS OF RECORD:	2,008	6,234	511	0	13,269	537	128	328	22	590	207	221
GRAND TOTAL:	2,008	6,234	511	0	13,269	537	128	328	22	590	207	221
VERMILLION												
CIRCUIT	80	307	74	1	53	0	13	14	0	23	0	0
TOTAL-COURTS OF RECORD:	80	307	74	1	53	0	13	14	0	23	0	0
CLINTON CITY	0	61	0	0	2,755	144	0	0	0	0	0	0
TOTAL-CITY AND TOWN:	0	61	0	0	2,755	144	0	0	0	0	0	0
GRAND TOTAL:	80	368	74	1	2,808	144	13	14	0	23	0	0
VIGO												
CIRCUIT	131	22	68	1	2	0	61	282	164	283	9	279
SUPERIOR 1	103	9	26	71	0	0	0	0	0	0	0	0
SUPERIOR 2	0	0	0	0	0	0	0	0	0	0	0	0
SUPERIOR 3	0	0	0	0	0	0	0	0	0	0	0	0
SUPERIOR JURIS OF CIRCUIT CT.												
COUNTY 4	12	199	15	0	0	0	0	0	0	0	0	0
COUNTY 5	592	1,281	383	422	4	0	0	0	0	0	0	0
TOTAL-COURTS OF RECORD:	838	1,511	492	494	6	0	61	282	164	283	9	279
TERRE HAUTE CITY	0	4,428	0	0	11,797	162	0	0	0	0	0	0
TOTAL-CITY AND TOWN:	0	4,428	0	0	11,797	162	0	0	0	0	0	0
GRAND TOTAL:	838	5,939	492	494	11,803	162	61	282	164	283	9	279
WABASH												
CIRCUIT	75	2	30	1	0	0	16	61	48	28	8	0
COUNTY	47	884	427	0	2,512	0	0	0	0	0	0	0
TOTAL-COURTS OF RECORD:	122	886	457	1	2,512	0	16	61	48	28	8	0
WABASH CITY	0	0	0	0	247	0	0	0	0	0	0	0
N. MANCHESTER TOWN	0	0	0	1	216	0	0	0	0	0	0	0
TOTAL-CITY AND TOWN:	0	0	0	1	463	0	0	0	0	0	0	0
GRAND TOTAL:	122	886	457	2	2,975	0	16	61	48	28	8	0
WARREN												
CIRCUIT	98	149	19	5	3,205	0	8	16	6	10	6	5
TOTAL-COURTS OF RECORD:	98	149	19	5	3,205	0	8	16	6	10	6	5
GRAND TOTAL:	98	149	19	5	3,205	0	8	16	6	10	6	5
WARRICK												
CIRCUIT	87	0	27	3	0	0	29	79	0	17	0	98
SUPERIOR	90	1,363	21	479	6,284	20	0	0	0	47	0	2
TOTAL-COURTS OF RECORD:	177	1,363	48	482	6,284	20	29	79	0	64	0	100
GRAND TOTAL:	177	1,363	48	482	6,284	20	29	79	0	64	0	100
WASHINGTON												
CIRCUIT	226	654	158	16	1,697	0	24	111	0	31	0	0
SUPERIOR	0	0	4	0	0	0	0	0	0	0	0	0
TOTAL-COURTS OF RECORD:	226	654	162	16	1,697	0	24	111	0	31	0	0
GRAND TOTAL:	226	654	162	16	1,697	0	24	111	0	31	0	0
WAYNE												
CIRCUIT	181	1	32	90	0	0	27	35	0	111	41	60

NEW FILINGS

61

- - - CIVIL - - -

CP	CT	SC	RCV	DR	RDR	MH	AD	ES	GU	TR	MI	TOTAL
1,959	318	7,458	5,994	1,614	1,019	66	100	355	225	11	369	42,619
2,369	318	7,458	6,108	1,614	1,019	70	100	355	225	11	369	44,071
2,369	318	7,458	6,108	1,614	1,019	70	100	355	225	11	369	44,071
94	5	190	92	118	82	7	1	87	32	3	21	1,297
94	5	190	92	118	82	7	1	87	32	3	21	1,297
0	0	0	0	0	0	0	0	0	0	0	0	2,960
0	0	0	0	0	0	0	0	0	0	0	0	2,960
94	5	190	92	118	82	7	1	87	32	3	21	4,257
118	4	0	16	349	57	0	49	0	0	0	34	1,929
394	5	0	120	271	159	0	1	0	0	0	17	1,176
551	3	0	23	442	333	75	0	200	56	2	375	2,060
0	0	0	0	0	0	0	0	202	56	3	0	261
568	3	1,924	2,185	0	0	0	0	0	0	0	0	4,906
87	0	1,026	634	0	0	0	0	0	0	0	4	4,433
1,718	15	2,950	2,978	1,062	549	75	50	402	112	5	430	14,765
0	0	0	0	0	0	0	0	0	0	0	0	16,387
0	0	0	0	0	0	0	0	0	0	0	0	16,387
1,718	15	2,950	2,978	1,062	549	75	50	402	112	5	430	31,152
192	1	20	113	288	71	17	39	127	26	2	7	1,172
43	0	1,413	1,612	0	0	0	0	0	0	0	0	6,938
235	1	1,433	1,725	288	71	17	39	127	26	2	7	8,110
0	0	743	173	0	0	0	0	0	0	0	0	1,163
0	0	0	0	0	0	0	0	0	0	0	0	217
0	0	743	173	0	0	0	0	0	0	0	0	1,380
235	1	2,176	1,898	288	71	17	39	127	26	2	7	9,490
73	13	129	68	53	56	4	6	41	9	1	4	3,984
73	13	129	68	53	56	4	6	41	9	1	4	3,984
73	13	129	68	53	56	4	6	41	9	1	4	3,984
130	10	0	12	253	175	44	19	79	28	0	0	1,090
113	6	746	529	114	64	0	7	33	15	2	0	9,935
243	16	746	541	367	239	44	26	112	43	2	0	11,025
243	16	746	541	367	239	44	26	112	43	2	0	11,025
29	3	13	81	6	68	28	13	126	64	0	1	3,349
199	7	686	527	292	162	0	0	0	0	0	0	1,877
228	10	699	608	298	230	28	13	126	64	0	1	5,226
228	10	699	608	298	230	28	13	126	64	0	1	5,226
170	17	0	97	250	85	25	22	76	24	1	48	1,393

## NEW FILINGS

62

## - - - C R I M I N A L - - -

	CF	CM	RCR	MC	IF	OV	JC	JD	JS	JP	JM	RJ
WAYNE												
SUPERIOR 1	164	0	33	93	0	0	32	38	0	101	42	68
SUPERIOR 2	143	0	48	68	0	0	20	40	0	147	33	124
SUPERIOR 3	145	2,212	4	48	14,325	97	0	0	0	0	0	0
TOTAL-COURTS OF RECORD:	633	2,213	117	299	14,325	97	79	113	0	359	116	252
HAGERSTOWN TOWN	0	0	0	0	231	1	0	0	0	0	0	0
TOTAL-CITY AND TOWN:	0	0	0	0	231	1	0	0	0	0	0	0
GRAND TOTAL:	633	2,213	117	299	14,556	98	79	113	0	359	116	252
WELLS												
CIRCUIT	14	6	9	8	0	0	12	17	4	14	105	16
SUPERIOR	122	681	187	21	656	0	0	0	0	0	0	0
TOTAL-COURTS OF RECORD:	136	687	196	29	656	0	12	17	4	14	105	16
BLUFFTON CITY	0	0	0	0	1,320	10	0	0	0	0	0	0
TOTAL-CITY AND TOWN:	0	0	0	0	1,320	10	0	0	0	0	0	0
GRAND TOTAL:	136	687	196	29	1,976	10	12	17	4	14	105	16
WHITE												
CIRCUIT	1	0	3	0	0	0	12	28	0	10	21	86
SUPERIOR	99	535	101	0	2,537	0	0	0	0	0	0	0
TOTAL-COURTS OF RECORD:	100	535	104	0	2,537	0	12	28	0	10	21	86
MONON TOWN	0	0	0	0	0	0	0	0	0	0	0	0
NOT REPORTING												
TOTAL-CITY AND TOWN:	0	0	0	0	0	0	0	0	0	0	0	0
GRAND TOTAL:	100	535	104	0	2,537	0	12	28	0	10	21	86
WHITLEY												
CIRCUIT	65	105	27	1	0	0	5	27	60	38	0	2
SUPERIOR	128	678	267	3	4,049	0	0	0	0	0	0	0
TOTAL-COURTS OF RECORD:	193	783	294	4	4,049	0	5	27	60	38	0	2
GRAND TOTAL:	193	783	294	4	4,049	0	5	27	60	38	0	2



## NEW FILINGS

63

- - - CIVIL - - -

CP	CT	SC	RCV	DR	RDR	MH	AD	ES	GU	TR	MI	TOTAL
170	26	0	76	288	115	40	14	188	52	1	20	1,561
64	17	0	19	166	124	27	6	34	11	0	8	1,099
10	0	1,681	879	0	0	0	0	0	0	0	3	19,404
414	60	1,681	1,071	704	324	92	42	298	87	2	79	23,457
0	0	0	0	0	0	0	0	0	0	0	0	232
0	0	0	0	0	0	0	0	0	0	0	0	232
414	60	1,681	1,071	704	324	92	42	298	87	2	79	23,689
41	4	0	17	63	125	27	10	90	15	1	26	624
53	5	507	251	128	28	6	0	0	0	0	38	2,683
94	9	507	268	191	153	33	10	90	15	1	64	3,307
0	0	0	0	0	0	0	0	0	0	0	0	1,330
0	0	0	0	0	0	0	0	0	0	0	0	1,330
94	9	507	268	191	153	33	10	90	15	1	64	4,637
124	15	0	73	226	219	12	14	92	21	0	14	971
75	1	634	394	0	0	0	0	0	0	0	0	4,376
199	16	634	467	226	219	12	14	92	21	0	14	5,347
0	0	0	0	0	0	0	0	0	0	0	0	0
0	0	0	0	0	0	0	0	0	0	0	0	0
199	16	634	467	226	219	12	14	92	21	0	14	5,347
73	3	0	21	206	153	6	17	110	24	0	13	956
39	1	862	530	9	18	2	0	0	0	0	2	6,588
112	4	862	551	215	171	8	17	110	24	0	15	7,544
112	4	862	551	215	171	8	17	110	24	0	15	7,544

NEW FILINGS

--- CRIMINAL ---

	CF	CM	RCR	MC	IF	OV	JC	JD	JS	JP	JM	RJ
TOTALS FOR SUPERIOR AND CIRCUIT COURTS	26,358	77,310	16,364	2,647	259,346	23,389	4,149	15,300	1,957	12,943	7,493	11,883
TOTALS FOR COUNTY AND MUNICIPAL COURTS	14,306	64,919	4,023	906	158,726	19,802	0	0	0	0	0	0
TOTALS FOR SMALL CLAIM COURTS	0	0	0	0	0	0	0	0	0	0	0	0
TOTALS FOR CITY AND TOWN COURTS	0	41,488	731	2,248	159,978	19,809	0	0	0	0	0	0
TOTALS FOR ALL COURTS	40,664	183,717	21,118	5,801	578,050	61,540	4,149	15,300	1,957	12,943	7,493	11,883

## NEW FILINGS

65

--- CIVIL ---

CP	CT	SC	RCV	DR	RDR	MH	AD	ES	GU	TR	MI	TOTAL
47,703	5,697	93,117	82,879	47,603	36,251	4,110	3,304	17,710	6,128	186	6,689	810,516
14,188	68	45,564	31,618	0	7	666	0	0	0	0	266	355,059
0	0	64,784	24,334	0	0	0	0	0	0	0	1,057	90,175
5,824	2,626	867	2,202	0	0	0	0	0	0	0	28	234,341
67,715	8,391	204,332	141,033	47,603	36,258	4,776	3,304	17,710	6,128	186	8,040	1,490,091

CASES DISPOSED

- - - CRIMINAL - - -

	CF	CM	RCR	MC	IF	OV	JC	JD	JS	JP	JM	RJ
<b>ADAMS</b>												
CIRCUIT	15	10	34	0	0	0	20	20	2	37	1	105
SUPERIOR	92	418	149	0	2,523	50	0	0	0	0	0	0
TOTAL-COURTS OF RECORD:	107	428	183	0	2,523	50	20	20	2	37	1	105
GRAND TOTAL:	107	428	183	0	2,523	50	20	20	2	37	1	105
<b>ALLEN</b>												
CIRCUIT	220	0	108	73	0	0	0	0	0	0	0	0
SUPERIOR	792	6,324	130	2	8,587	4,418	176	391	58	172	2,715	254
TOTAL-COURTS OF RECORD:	1,012	6,324	238	75	8,587	4,418	176	391	58	172	2,715	254
GRAND TOTAL:	1,012	6,324	238	75	8,587	4,418	176	391	58	172	2,715	254
<b>BARTHOLOMEW</b>												
CIRCUIT	106	1	129	11	0	0	94	161	0	148	48	509
SUPERIOR 1	133	1	69	1	0	0	0	0	0	0	0	0
SUPERIOR 2	202	2,533	597	3	7,367	14	0	0	0	0	0	0
TOTAL-COURTS OF RECORD:	441	2,535	795	15	7,367	14	94	161	0	148	48	509
GRAND TOTAL:	441	2,535	795	15	7,367	14	94	161	0	148	48	509
<b>BENTON</b>												
CIRCUIT	47	138	0	3	1,092	0	0	1	0	2	0	0
TOTAL-COURTS OF RECORD:	47	138	0	3	1,092	0	0	1	0	2	0	0
GRAND TOTAL:	47	138	0	3	1,092	0	0	1	0	2	0	0
<b>BLACKFORD</b>												
CIRCUIT	25	2	3	0	0	0	24	60	0	34	1	0
COUNTY	37	254	10	0	26	10	0	0	0	0	0	0
TOTAL-COURTS OF RECORD:	62	256	13	0	26	10	24	60	0	34	1	0
MONTPELIER CITY	0	0	0	0	875	0	0	0	0	0	0	0
TOTAL-CITY AND TOWN:	0	0	0	0	875	0	0	0	0	0	0	0
GRAND TOTAL:	62	256	13	0	901	10	24	60	0	34	1	0
<b>BOONE</b>												
CIRCUIT	1	0	25	1	0	0	47	74	0	21	54	0
SUPERIOR 1	61	4	14	0	0	0	0	0	0	0	0	0
SUPERIOR 2	114	415	0	0	391	0	0	0	0	0	0	0
TOTAL-COURTS OF RECORD:	176	419	39	1	391	0	47	74	0	21	54	0
LEBANON CITY	0	165	0	0	444	191	0	0	0	0	0	0
THORNTOWN TOWN	0	137	0	0	1,770	9	0	0	0	0	0	0
ZIONSVILLE TOWN	0	28	0	0	485	127	0	0	0	0	0	0
JAMESTOWN TOWN	0	6	0	0	135	0	0	0	0	0	0	0
WHITESTOWN TOWN	0	0	0	0	3	176	0	0	0	0	0	0
TOTAL-CITY AND TOWN:	0	336	0	0	2,837	503	0	0	0	0	0	0
GRAND TOTAL:	176	755	39	1	3,228	503	47	74	0	21	54	0
<b>BROWN</b>												
CIRCUIT	108	385	165	0	1,443	0	18	37	0	4	0	4
TOTAL-COURTS OF RECORD:	108	385	165	0	1,443	0	18	37	0	4	0	4
GRAND TOTAL:	108	385	165	0	1,443	0	18	37	0	4	0	4
<b>CARROLL</b>												
CIRCUIT	34	37	64	4	4	0	2	2	0	12	0	22
SUPERIOR	75	575	40	5	1,208	0	12	23	4	12	75	35

CASES DISPOSED

--- CIVIL ---

CP	CT	SC	RCV	DR	RDR	MH	AD	ES	GU	TR	MI	TOTAL
51	0	0	14	34	144	16	19	134	6	1	6	669
49	7	419	301	121	29	10	0	0	1	0	8	4,177
100	7	419	315	155	173	26	19	134	7	1	14	4,846
100	7	419	315	155	173	26	19	134	7	1	14	4,846
924	36	0	259	960	479	0	0	0	0	0	71	3,130
1,693	175	16,519	16,427	1,354	790	477	172	1,095	167	8	9	62,905
2,617	211	16,519	16,686	2,314	1,269	477	172	1,095	167	8	80	66,035
2,617	211	16,519	16,686	2,314	1,269	477	172	1,095	167	8	80	66,035
327	16	0	72	426	337	12	31	36	23	3	16	2,506
162	10	0	37	142	197	68	9	82	11	0	4	926
188	1	2,076	1,517	109	23	0	1	21	4	0	12	14,668
677	27	2,076	1,626	677	557	80	41	139	38	3	32	18,100
677	27	2,076	1,626	677	557	80	41	139	38	3	32	18,100
68	4	187	0	62	0	6	2	46	6	1	12	1,677
68	4	187	0	62	0	6	2	46	6	1	12	1,677
68	4	187	0	62	0	6	2	46	6	1	12	1,677
92	0	0	22	176	109	9	35	68	5	0	0	665
7	0	316	493	0	0	0	0	0	0	0	34	1,187
99	0	316	515	176	109	9	35	68	5	0	34	1,852
0	0	0	0	0	0	0	0	0	0	0	0	875
0	0	0	0	0	0	0	0	0	0	0	0	875
99	0	316	515	176	109	9	35	68	5	0	34	2,727
278	5	0	110	117	200	0	0	0	0	0	24	957
193	6	0	35	216	158	1	15	148	35	0	0	886
72	0	744	262	25	0	0	0	0	0	0	1	2,024
543	11	744	407	358	358	1	15	148	35	0	25	3,867
0	0	0	0	0	0	0	0	0	0	0	0	800
0	0	0	0	0	0	0	0	0	0	0	0	1,916
0	0	0	0	0	0	0	0	0	0	0	0	640
2	0	0	0	0	0	0	0	0	0	0	0	143
0	0	0	0	0	0	0	0	0	0	0	0	179
2	0	0	0	0	0	0	0	0	0	0	0	3,678
545	11	744	407	358	358	1	15	148	35	0	25	7,545
117	6	219	34	110	20	0	8	16	6	0	4	2,704
117	6	219	34	110	20	0	8	16	6	0	4	2,704
117	6	219	34	110	20	0	8	16	6	0	4	2,704
78	0	24	94	124	103	2	6	111	14	0	13	744
20	0	431	126	0	0	2	0	0	1	0	6	2,650

CASES DISPOSED

- - - CRIMINAL - - -

	CF	GM	RGR	MC	IF	OV	JC	JD	JS	JP	JM	RJ
<b>CARROLL</b>												
TOTAL-COURTS OF RECORD:	109	606	104	9	1,212	0	14	25	4	24	75	57
DELPHI CITY	0	0	0	0	818	0	0	0	0	0	0	0
BURLINGTON TOWN	0	0	0	0	518	0	0	0	0	0	0	0
TOTAL-CITY AND TOWN:	0	0	0	0	1,336	0	0	0	0	0	0	0
GRAND TOTAL:	109	606	104	9	2,548	0	14	25	4	24	75	57
<b>CASS</b>												
CIRCUIT	98	11	10	2	0	0	27	84	6	66	9	72
SUPERIOR	329	1,138	50	0	2,056	0	0	0	0	0	0	0
TOTAL-COURTS OF RECORD:	427	1,149	60	2	2,056	0	27	84	6	66	9	72
GRAND TOTAL:	427	1,149	60	2	2,056	0	27	84	6	66	9	72
<b>CLARK</b>												
CIRCUIT	62	0	4	8	0	0	0	0	0	3	0	0
SUPERIOR 1	79	0	61	0	0	0	106	137	21	86	0	45
SUPERIOR 2	0	0	0	0	0	0	49	0	0	38	25	31
COUNTY	507	917	42	0	7,106	0	0	0	0	0	0	0
TOTAL-COURTS OF RECORD:	648	917	107	8	7,106	0	155	137	21	127	25	76
CHARLESTOWN CITY	0	180	0	78	200	335	0	0	0	0	0	0
JEFFERSONVILLE CITY	0	1,045	60	0	437	235	0	0	0	0	0	0
CLARKSVILLE TOWN	0	740	0	0	694	1,611	0	0	0	0	0	0
TOTAL-CITY AND TOWN:	0	1,965	60	78	1,331	2,181	0	0	0	0	0	0
GRAND TOTAL:	648	2,882	167	86	8,437	2,181	155	137	21	127	25	76
<b>CLAY</b>												
CIRCUIT	27	0	21	0	0	0	8	48	1	47	0	129
SUPERIOR	105	437	39	0	1,599	0	0	0	0	0	0	0
TOTAL-COURTS OF RECORD:	132	437	60	0	1,599	0	8	48	1	47	0	129
GRAND TOTAL:	132	437	60	0	1,599	0	8	48	1	47	0	129
<b>CLINTON</b>												
CIRCUIT	48	0	12	1	0	0	30	41	25	30	25	39
COUNTY	95	644	37	1	2,225	0	0	0	0	0	0	0
UPGRADED TO SUPERIOR 7-1-90												
TOTAL-COURTS OF RECORD:	143	644	49	2	2,225	0	30	41	25	30	25	39
FRANKFORT CITY	0	14	0	0	44	36	0	0	0	0	0	0
TOTAL-CITY AND TOWN:	0	14	0	0	44	36	0	0	0	0	0	0
GRAND TOTAL:	143	658	49	2	2,269	36	30	41	25	30	25	39
<b>CRAWFORD</b>												
CIRCUIT	98	305	145	3	867	0	8	3	0	19	2	3
TOTAL-COURTS OF RECORD:	98	305	145	3	867	0	8	3	0	19	2	3
GRAND TOTAL:	98	305	145	3	867	0	8	3	0	19	2	3
<b>DAVISS</b>												
CIRCUIT	64	0	13	6	0	0	14	25	0	30	0	8
SUPERIOR	78	359	22	20	1,267	283	0	0	0	0	0	0
TOTAL-COURTS OF RECORD:	142	359	35	26	1,267	283	14	25	0	30	0	8
GRAND TOTAL:	142	359	35	26	1,267	283	14	25	0	30	0	8
<b>DEARBORN</b>												
CIRCUIT	43	1	7	2	0	0	10	193	0	31	0	1

CASES DISPOSED

--- CIVIL ---

CP	CT	SC	RCV	DR	RDR	MH	AD	ES	GU	TR	MI	TOTAL
98	0	455	220	124	103	4	6	111	15	0	19	3,394
0	0	0	0	0	0	0	0	0	0	0	0	818
0	0	0	0	0	0	0	0	0	0	0	0	518
0	0	0	0	0	0	0	0	0	0	0	0	1,336
98	0	455	220	124	103	4	6	111	15	0	19	4,730
125	1	0	30	159	184	1	33	66	121	0	9	1,114
127	0	970	186	180	133	36	3	100	25	0	4	5,337
252	1	970	216	339	317	37	36	166	146	0	13	6,451
252	1	970	216	339	317	37	36	166	146	0	13	6,451
669	8	0	18	198	29	54	15	133	22	0	58	1,281
91	10	0	11	257	348	9	11	11	18	0	227	1,528
305	13	0	218	424	297	0	16	14	21	0	0	1,451
595	5	989	0	0	0	0	0	0	0	0	0	10,161
1,660	36	989	247	879	674	63	42	158	61	0	285	14,421
0	0	0	0	0	0	0	0	0	0	0	0	793
0	0	0	0	0	0	0	0	0	0	0	0	1,777
0	0	0	0	0	0	0	0	0	0	0	0	3,045
0	0	0	0	0	0	0	0	0	0	0	0	5,615
1,660	36	989	247	879	674	63	42	158	61	0	285	20,036
263	2	0	94	124	142	34	10	112	31	0	0	1,093
94	0	442	318	88	60	0	0	0	0	0	0	3,182
357	2	442	412	212	202	34	10	112	31	0	0	4,275
357	2	442	412	212	202	34	10	112	31	0	0	4,275
124	3	0	63	379	216	11	2	138	33	1	283	1,504
75	0	683	286	0	0	0	0	0	0	0	0	4,046
199	3	683	349	379	216	11	2	138	33	1	283	5,550
0	0	0	0	0	0	0	0	0	0	0	0	94
0	0	0	0	0	0	0	0	0	0	0	0	94
199	3	683	349	379	216	11	2	138	33	1	283	5,644
138	0	277	118	88	47	3	4	44	82	0	3	2,257
138	0	277	118	88	47	3	4	44	82	0	3	2,257
138	0	277	118	88	47	3	4	44	82	0	3	2,257
125	7	0	19	162	98	29	9	103	13	0	78	803
44	1	695	191	14	0	0	0	0	0	0	1	2,975
169	8	695	210	176	98	29	9	103	13	0	79	3,778
169	8	695	210	176	98	29	9	103	13	0	79	3,778
215	0	0	3	291	190	0	19	130	25	0	62	1,223

CASES DISPOSED

70

- - - CRIMINAL - - -

	CF	CM	RCR	MC	IF	OV	JC	JD	JS	JP	JM	RJ
<b>DEARBORN</b>												
COUNTY	137	516	16	1	492	0	0	0	0	0	0	0
TOTAL-COURTS OF RECORD:	180	517	23	3	492	0	10	193	0	31	0	1
AURORA CITY	0	241	0	0	3,616	0	0	0	0	0	0	0
LAWRENCEBURG CITY	0	544	0	1,118	2,724	8	0	0	0	0	0	0
TOTAL-CITY AND TOWN:	0	785	0	1,118	6,340	8	0	0	0	0	0	0
GRAND TOTAL:	180	1,302	23	1,121	6,832	8	10	193	0	31	0	1
<b>DECATUR</b>												
CIRCUIT	24	12	3	0	0	0	3	11	0	29	2	8
COUNTY	63	526	19	0	2,967	0	0	0	0	0	0	0
TOTAL-COURTS OF RECORD:	87	538	22	0	2,967	0	3	11	0	29	2	8
GRAND TOTAL:	87	538	22	0	2,967	0	3	11	0	29	2	8
<b>DEKALB</b>												
CIRCUIT	29	11	5	2	0	0	102	112	16	65	1	179
SUPERIOR	142	479	179	2	3,222	0	0	0	17	0	0	3
TOTAL-COURTS OF RECORD:	171	490	184	4	3,222	0	102	112	33	65	1	182
BUTLER CITY	0	0	0	0	143	0	0	0	0	0	0	0
TOTAL-CITY AND TOWN:	0	0	0	0	143	0	0	0	0	0	0	0
GRAND TOTAL:	171	490	184	4	3,365	0	102	112	33	65	1	182
<b>DELAWARE</b>												
CIRCUIT	64	0	34	0	0	0	0	34	6	175	0	130
SUPERIOR 1	57	0	30	0	0	0	0	0	0	1	0	4
SUPERIOR 2	72	0	44	0	0	0	83	91	11	64	11	103
SUPERIOR 3	105	769	107	0	528	1	0	0	0	0	0	0
SUPERIOR 4	94	709	59	0	726	1	0	0	0	0	0	0
TOTAL-COURTS OF RECORD:	392	1,478	274	0	1,254	2	83	125	17	240	11	237
MUNCIE CITY	0	1,545	0	0	512	1,045	0	0	0	0	0	0
YORKTOWN TOWN	0	0	0	0	7,475	0	0	0	0	0	0	0
TOTAL-CITY AND TOWN:	0	1,545	0	0	7,987	1,045	0	0	0	0	0	0
GRAND TOTAL:	392	3,023	274	0	9,241	1,047	83	125	17	240	11	237
<b>DUBOIS</b>												
CIRCUIT	91	128	44	2	0	0	10	32	17	14	0	2
SUPERIOR	95	661	34	63	3,402	5	0	0	0	0	0	0
TOTAL-COURTS OF RECORD:	186	789	78	65	3,402	5	10	32	17	14	0	2
GRAND TOTAL:	186	789	78	65	3,402	5	10	32	17	14	0	2
<b>ELKHART</b>												
CIRCUIT	104	0	74	0	0	0	356	862	0	5	848	582
SUPERIOR 1	93	1	84	0	0	0	0	0	0	0	0	0
SUPERIOR 2	202	3	118	0	0	0	9	0	0	291	0	112
SUPERIOR 3	165	10	37	1	0	0	0	0	0	1	0	0
COUNTY - ELKHART	635	42	133	5	9	0	0	0	0	0	0	0
COUNTY - GOSHEN	452	1,450	181	166	4,211	394	0	0	0	0	0	0
TOTAL-COURTS OF RECORD:	1,651	1,506	627	172	4,220	394	365	862	0	297	848	694
ELKHART CITY	0	4,946	0	0	7,765	82	0	0	0	0	0	0
GOSHEN CITY	0	1,215	206	28	4,444	187	0	0	0	0	0	0
NAPPANEE CITY	0	295	0	0	600	11	0	0	0	0	0	0
TOTAL-CITY AND TOWN:	0	6,456	206	28	12,809	280	0	0	0	0	0	0
GRAND TOTAL:	1,651	7,962	833	200	17,029	674	365	862	0	297	848	694
<b>FAYETTE</b>												
CIRCUIT	95	3	32	5	0	0	30	121	7	107	5	74



CASES DISPOSED

71

- - - CIVIL - - -

CP	CT	SC	RCV	DR	RDR	MH	AD	ES	GU	TR	MI	TOTAL
49	0	1,294	329	0	0	0	0	0	0	0	0	2,834
264	0	1,294	332	291	190	0	19	130	25	0	62	4,057
0	0	0	0	0	0	0	0	0	0	0	0	3,857
0	0	0	0	0	0	0	0	0	0	0	14	4,408
0	0	0	0	0	0	0	0	0	0	0	14	8,265
264	0	1,294	332	291	190	0	19	130	25	0	76	12,322
179	8	0	27	197	52	56	15	65	16	3	10	720
8	0	520	414	0	0	0	0	0	0	0	0	4,517
187	8	520	441	197	52	56	15	65	16	3	10	5,237
187	8	520	441	197	52	56	15	65	16	3	10	5,237
102	5	0	36	128	135	28	24	66	12	0	34	1,092
92	2	1,270	592	126	106	16	6	26	4	0	0	6,284
194	7	1,270	628	254	241	44	30	92	16	0	34	7,376
0	0	0	0	0	0	0	0	0	0	0	0	143
0	0	0	0	0	0	0	0	0	0	0	0	143
194	7	1,270	628	254	241	44	30	92	16	0	34	7,519
215	4	0	27	248	219	2	18	251	26	1	37	1,491
164	0	0	25	70	174	58	1	8	2	1	10	605
291	0	0	42	88	252	0	29	72	23	4	23	1,303
97	0	1,668	262	269	159	0	0	0	0	0	13	3,978
247	0	1,506	498	166	50	0	0	0	0	0	30	4,086
1,014	4	3,174	854	841	854	60	48	331	51	6	113	11,463
0	0	0	0	0	0	0	0	0	0	0	0	3,102
0	0	0	0	0	0	0	0	0	0	0	0	7,475
0	0	0	0	0	0	0	0	0	0	0	0	10,577
1,014	4	3,174	854	841	854	60	48	331	51	6	113	22,040
163	10	0	20	162	117	2	12	111	32	1	16	986
45	6	541	137	72	16	6	0	0	0	0	1	5,084
208	16	541	157	234	133	8	12	111	32	1	17	6,070
208	16	541	157	234	133	8	12	111	32	1	17	6,070
192	38	0	33	378	229	17	38	138	20	0	38	3,952
363	19	0	104	386	405	0	1	22	7	0	0	1,485
341	10	0	118	413	319	10	70	157	27	3	34	2,237
167	7	0	24	213	117	39	4	39	16	6	7	853
244	0	5,203	4,993	0	0	0	0	0	0	0	0	11,264
33	0	1,030	381	0	0	0	0	0	0	0	0	8,298
1,340	74	6,233	5,653	1,390	1,070	66	113	356	70	9	79	28,089
2	0	0	0	0	0	0	0	0	0	0	4	12,799
40	0	0	10	0	0	0	0	0	0	0	7	6,137
0	0	0	0	0	0	0	0	0	0	0	0	906
42	0	0	10	0	0	0	0	0	0	0	11	19,842
1,382	74	6,233	5,663	1,390	1,070	66	113	356	70	9	90	47,931
170	12	0	89	370	306	44	13	137	70	1	33	1,724

CASES DISPOSED

--- CRIMINAL ---

	CF	CM	RCR	MC	IF	OV	JC	JD	JS	JP	JM	RJ
<b>FAYETTE</b>												
SUPERIOR	105	504	143	3	1,349	0	0	0	0	0	0	0
TOTAL-COURTS OF RECORD:	200	507	175	8	1,349	0	30	121	7	107	5	74
GRAND TOTAL:	200	507	175	8	1,349	0	30	121	7	107	5	74
<b>FLOYD</b>												
CIRCUIT	67	12	12	0	0	0	76	79	3	156	16	28
SUPERIOR	127	6	12	0	0	0	0	0	0	0	0	0
COUNTY	140	3,379	136	39	4,893	539	0	0	0	0	0	0
TOTAL-COURTS OF RECORD:	334	3,397	160	39	4,893	539	76	79	3	156	16	28
GRAND TOTAL:	334	3,397	160	39	4,893	539	76	79	3	156	16	28
<b>FOUNTAIN</b>												
CIRCUIT	80	240	93	1	648	0	16	9	0	10	145	8
TOTAL-COURTS OF RECORD:	80	240	93	1	648	0	16	9	0	10	145	8
ATTICA CITY	0	297	0	0	3,253	11	0	0	0	0	0	0
TOTAL-CITY AND TOWN:	0	297	0	0	3,253	11	0	0	0	0	0	0
GRAND TOTAL:	80	537	93	1	3,901	11	16	9	0	10	145	8
<b>FRANKLIN</b>												
CIRCUIT	145	612	29	0	1,334	0	8	30	0	17	0	9
TOTAL-COURTS OF RECORD:	145	612	29	0	1,334	0	8	30	0	17	0	9
GRAND TOTAL:	145	612	29	0	1,334	0	8	30	0	17	0	9
<b>FULTON</b>												
CIRCUIT	73	0	8	6	0	0	13	27	0	23	20	5
COUNTY	16	469	61	0	3,213	0	0	0	0	0	0	0
TOTAL-COURTS OF RECORD:	89	469	69	6	3,213	0	13	27	0	23	20	5
GRAND TOTAL:	89	469	69	6	3,213	0	13	27	0	23	20	5
<b>GIBSON</b>												
CIRCUIT	60	0	70	0	0	0	19	21	0	80	29	81
SUPERIOR	44	767	69	0	3,792	1	0	0	0	0	0	0
TOTAL-COURTS OF RECORD:	104	767	139	0	3,792	1	19	21	0	80	29	81
GRAND TOTAL:	104	767	139	0	3,792	1	19	21	0	80	29	81
<b>GRANT</b>												
CIRCUIT	107	0	16	0	0	0	0	0	0	0	0	0
SUPERIOR 1	54	3	50	0	0	0	0	0	0	0	0	0
SUPERIOR 2	61	2	49	0	0	0	39	117	13	247	285	402
COUNTY	176	1,086	228	3	821	0	0	0	0	0	0	0
TOTAL-COURTS OF RECORD:	398	1,091	343	3	821	0	39	117	13	247	285	402
GAS CITY	0	272	0	0	2,556	11	0	0	0	0	0	0
MARION CITY	0	973	0	58	1,119	559	0	0	0	0	0	0
TOTAL-CITY AND TOWN:	0	1,245	0	58	3,675	570	0	0	0	0	0	0
GRAND TOTAL:	398	2,336	343	61	4,496	570	39	117	13	247	285	402
<b>GREENE</b>												
CIRCUIT	92	0	8	0	0	0	13	33	0	39	0	0
SUPERIOR	89	503	0	4	2,005	0	0	0	0	0	0	0
UPGRADED 1-1-89												
TOTAL-COURTS OF RECORD:	181	503	8	4	2,005	0	13	33	0	39	0	0
GRAND TOTAL:	181	503	8	4	2,005	0	13	33	0	39	0	0
<b>HAMILTON</b>												
CIRCUIT	51	1	23	132	10	0	9	338	43	48	1	78

CASES DISPOSED

73

- - - CIVIL - - -

CP	CT	SC	RCV	DR	RDR	MH	AD	ES	GU	TR	MI	TOTAL
34	0	385	164	8	1	0	0	0	0	0	0	2,696
204	12	385	253	378	307	44	13	137	70	1	33	4,420
204	12	385	253	378	307	44	13	137	70	1	33	4,420
220	2	0	37	194	152	85	31	161	44	12	43	1,430
110	5	0	18	93	8	0	0	5	2	0	3	389
336	0	371	58	0	0	0	0	0	0	0	3	9,894
666	7	371	113	287	160	85	31	166	46	12	49	11,713
666	7	371	113	287	160	85	31	166	46	12	49	11,713
157	10	317	161	142	93	4	5	87	19	6	16	2,267
157	10	317	161	142	93	4	5	87	19	6	16	2,267
0	0	0	0	0	0	0	0	0	0	0	0	3,561
0	0	0	0	0	0	0	0	0	0	0	0	3,561
157	10	317	161	142	93	4	5	87	19	6	16	5,828
162	0	169	25	125	93	0	10	64	14	3	0	2,849
162	0	169	25	125	93	0	10	64	14	3	0	2,849
162	0	169	25	125	93	0	10	64	14	3	0	2,849
157	0	0	128	182	61	3	7	66	16	0	8	803
2	0	766	219	0	0	0	0	0	0	0	0	4,746
159	0	766	347	182	61	3	7	66	16	0	8	5,549
159	0	766	347	182	61	3	7	66	16	0	8	5,549
176	5	0	111	150	322	59	13	195	101	1	12	1,505
93	0	438	338	50	18	0	0	0	0	0	0	5,610
269	5	438	449	200	340	59	13	195	101	1	12	7,115
269	5	438	449	200	340	59	13	195	101	1	12	7,115
391	1	0	40	777	125	260	24	242	62	12	9	2,066
441	0	0	234	234	360	17	1	3	4	0	2	1,403
94	5	0	23	221	191	12	9	35	3	1	2	1,916
89	0	2,229	1,594	0	0	4	0	0	0	0	113	6,343
1,015	6	2,229	1,896	1,232	776	293	34	280	69	13	126	11,728
0	0	0	0	0	0	0	0	0	0	0	0	2,839
0	0	0	0	0	0	0	0	0	0	0	0	2,709
0	0	0	0	0	0	0	0	0	0	0	0	5,548
1,015	6	2,229	1,896	1,232	776	293	34	280	69	13	126	17,276
121	1	0	22	77	86	15	6	99	20	0	2	634
30	3	616	174	102	2	7	0	0	0	0	3	3,538
151	4	616	196	179	88	22	6	99	20	0	5	4,172
151	4	616	196	179	88	22	6	99	20	0	5	4,172
384	33	0	59	114	191	11	23	65	11	3	55	1,683

CASES DISPOSED

74

- - - CRIMINAL - - -

	CF	CM	RCR	MC	IF	OV	JC	JD	JS	JP	JM	RJ
<b>HAMILTON</b>												
SUPERIOR 1	79	1	25	34	0	0	0	0	0	2	0	3
SUPERIOR 2	58	0	33	3	0	0	0	11	0	10	1	1
SUPERIOR 3	175	0	5	21	0	0	0	14	3	2	0	0
COUNTY	374	1,475	92	0	5,323	1,826	0	0	0	0	0	0
TOTAL-COURTS OF RECORD:	737	1,477	178	190	5,333	1,826	9	363	46	62	2	82
CARMEL CITY	0	194	7	0	2,194	669	0	0	0	0	0	0
NOBLESVILLE CITY	0	373	0	0	1,429	1,014	0	0	0	0	0	0
TOTAL-CITY AND TOWN:	0	567	7	0	3,623	1,683	0	0	0	0	0	0
GRAND TOTAL:	737	2,044	185	190	8,956	3,509	9	363	46	62	2	82
<b>HANCOCK</b>												
CIRCUIT	37	0	0	0	0	0	7	30	0	52	15	3
SUPERIOR	60	0	24	0	0	0	4	14	0	6	49	20
COUNTY	396	1,511	15	1	5,520	0	0	0	0	0	0	0
TOTAL-COURTS OF RECORD:	493	1,511	39	1	5,520	0	11	44	0	58	64	23
GRAND TOTAL:	493	1,511	39	1	5,520	0	11	44	0	58	64	23
<b>HARRISON</b>												
CIRCUIT	57	0	14	5	0	0	27	22	0	42	2	31
COUNTY	142	487	98	0	3,063	0	0	0	0	0	0	0
TOTAL-COURTS OF RECORD:	199	487	112	5	3,063	0	27	22	0	42	2	31
GRAND TOTAL:	199	487	112	5	3,063	0	27	22	0	42	2	31
<b>HENDRICKS</b>												
CIRCUIT	265	40	96	2	0	0	98	484	0	53	58	176
SUPERIOR 1	92	0	14	0	0	0	0	0	0	0	0	0
SUPERIOR 2	225	1,719	192	0	6,471	11	0	0	0	0	0	0
TOTAL-COURTS OF RECORD:	582	1,759	302	2	6,471	11	98	484	0	53	58	176
PLAINFIELD TOWN	0	22	0	0	750	0	0	0	0	0	0	0
EFFECTIVE 9/1/89												
TOTAL-CITY AND TOWN:	0	22	0	0	750	0	0	0	0	0	0	0
GRAND TOTAL:	582	1,781	302	2	7,221	11	98	484	0	53	58	176
<b>HENRY</b>												
CIRCUIT	44	0	19	2	1	0	7	32	0	34	59	9
SUPERIOR	40	0	40	5	0	0	35	32	0	45	10	78
COUNTY	168	973	26	3	1,123	0	0	0	0	0	0	0
TOTAL-COURTS OF RECORD:	252	973	85	10	1,124	0	42	64	0	79	69	87
KNIGHTSTOWN TOWN	0	592	0	0	3,344	0	0	0	0	0	0	0
TOTAL-CITY AND TOWN:	0	592	0	0	3,344	0	0	0	0	0	0	0
GRAND TOTAL:	252	1,565	85	10	4,468	0	42	64	0	79	69	87
<b>HOWARD</b>												
CIRCUIT	149	5	19	1	0	0	45	103	42	117	4	4
SUPERIOR 1	230	27	75	0	0	0	0	0	0	6	0	0
SUPERIOR 2	25	15	2	0	0	0	0	0	0	0	0	0
COUNTY	248	2,214	75	0	1,545	0	0	0	0	0	0	0
TOTAL-COURTS OF RECORD:	652	2,261	171	1	1,545	0	45	103	42	123	4	4
GRAND TOTAL:	652	2,261	171	1	1,545	0	45	103	42	123	4	4
<b>HUNTINGTON</b>												
CIRCUIT	46	1	52	0	0	0	25	109	2	36	1	35

CASES DISPOSED

75

- - - CIVIL - - -

CP	CT	SC	RCV	DR	RDR	MH	AD	ES	GU	TR	MI	TOTAL
286	24	0	81	187	200	1	17	94	43	1	11	1,089
340	14	0	55	214	156	0	4	19	8	1	5	933
222	46	0	0	225	0	0	5	2	3	0	5	728
14	0	1,646	522	0	0	0	0	0	0	0	0	11,272
1,246	117	1,646	717	740	547	12	49	180	65	5	76	15,705
0	0	0	0	0	0	0	0	0	0	0	0	3,064
0	0	0	0	0	0	0	0	0	0	0	0	2,816
0	0	0	0	0	0	0	0	0	0	0	0	5,880
1,246	117	1,646	717	740	547	12	49	180	65	5	76	21,585
382	27	0	62	247	302	3	9	77	50	0	16	1,319
273	21	0	22	277	128	1	10	87	38	0	15	1,049
189	0	559	63	0	0	0	0	0	0	0	0	8,254
844	48	559	147	524	430	4	19	164	88	0	31	10,622
844	48	559	147	524	430	4	19	164	88	0	31	10,622
130	8	0	6	218	87	19	10	53	10	0	32	773
202	0	459	247	0	0	0	0	0	0	0	0	4,698
332	8	459	253	218	87	19	10	53	10	0	32	5,471
332	8	459	253	218	87	19	10	53	10	0	32	5,471
328	1	0	64	179	88	0	0	0	0	0	79	2,011
173	0	0	71	341	161	19	18	191	61	0	4	1,145
0	39	1,138	53	46	29	0	0	0	0	0	0	9,923
501	40	1,138	188	566	278	19	18	191	61	0	83	13,079
0	0	0	0	0	0	0	0	0	0	0	0	772
0	0	0	0	0	0	0	0	0	0	0	0	772
501	40	1,138	188	566	278	19	18	191	61	0	83	13,851
257	18	0	18	235	102	34	14	86	32	2	11	1,016
93	1	0	22	189	203	7	10	73	16	1	4	904
59	0	1,757	1,175	0	0	0	0	0	0	0	0	5,284
409	19	1,757	1,215	424	305	41	24	159	48	3	15	7,204
0	0	0	0	0	0	0	0	0	0	0	0	3,936
0	0	0	0	0	0	0	0	0	0	0	0	3,936
409	19	1,757	1,215	424	305	41	24	159	48	3	15	11,140
201	2	0	17	190	237	0	29	131	59	0	136	1,491
496	3	2	618	396	696	35	3	89	21	1	10	2,708
212	0	0	108	282	221	14	0	14	4	0	0	897
0	0	2,192	0	0	0	0	0	0	0	0	0	6,274
909	5	2,194	743	868	1,154	49	32	234	84	1	146	11,370
909	5	2,194	743	868	1,154	49	32	234	84	1	146	11,370
218	8	0	76	229	298	22	12	247	23	0	12	1,452

CASES DISPOSED

--- CRIMINAL ---

	CF	CM	RCR	MC	IF	OV	JC	JD	JS	JP	JM	RJ
<b>HUNTINGTON</b>												
SUPERIOR	109	968	336	54	6,364	8	0	0	0	0	0	0
TOTAL-COURTS OF RECORD:	155	969	388	54	6,364	8	25	109	2	36	1	35
FRANKFORD TOWN	0	0	0	0	4,033	0	0	0	0	0	0	0
TOTAL-CITY AND TOWN:	0	0	0	0	4,033	0	0	0	0	0	0	0
GRAND TOTAL:	155	969	388	54	10,397	8	25	109	2	36	1	35
<b>JACKSON</b>												
CIRCUIT	228	3	7	0	0	0	6	2	0	5	3	9
SUPERIOR	0	1,078	206	0	8,720	0	0	0	0	0	0	0
TOTAL-COURTS OF RECORD:	228	1,081	213	0	8,720	0	6	2	0	5	3	9
GRAND TOTAL:	228	1,081	213	0	8,720	0	6	2	0	5	3	9
<b>JASPER</b>												
CIRCUIT	35	5	0	4	0	0	13	92	0	51	1	0
SUPERIOR	172	1,196	173	24	2,774	2	0	0	0	2	0	0
TOTAL-COURTS OF RECORD:	207	1,201	173	28	2,774	2	13	92	0	53	1	0
DEMOTTE TOWN	0	0	0	0	238	0	0	0	0	0	0	0
WHEATFIELD TOWN	0	0	0	0	0	3	0	0	0	0	0	0
TOTAL-CITY AND TOWN:	0	0	0	0	238	3	0	0	0	0	0	0
GRAND TOTAL:	207	1,201	173	28	3,012	5	13	92	0	53	1	0
<b>JAY</b>												
CIRCUIT	44	10	3	0	0	0	18	36	0	15	0	11
SUPERIOR	62	279	16	7	6	0	0	0	0	0	0	0
UPGRADED 1-1-89												
TOTAL-COURTS OF RECORD:	106	289	19	7	6	0	18	36	0	15	0	11
DUNKIRK CITY	0	17	0	0	309	0	0	0	0	0	0	0
PORTLAND CITY	0	209	0	0	1,365	81	0	0	0	0	0	0
TOTAL-CITY AND TOWN:	0	226	0	0	1,674	81	0	0	0	0	0	0
GRAND TOTAL:	106	515	19	7	1,680	81	18	36	0	15	0	11
<b>JEFFERSON</b>												
CIRCUIT	59	0	5	0	0	0	16	51	0	14	1	19
COUNTY	114	1,088	0	7	1,373	81	0	0	0	0	0	0
TOTAL-COURTS OF RECORD:	173	1,088	5	7	1,373	81	16	51	0	14	1	19
GRAND TOTAL:	173	1,088	5	7	1,373	81	16	51	0	14	1	19
<b>JENNINGS</b>												
CIRCUIT	97	26	38	1	0	0	37	74	0	63	7	31
TOTAL-COURTS OF RECORD:	97	26	38	1	0	0	37	74	0	63	7	31
NORTH VERNON CITY	0	408	0	35	1,213	2	0	0	0	0	0	0
TOTAL-CITY AND TOWN:	0	408	0	35	1,213	2	0	0	0	0	0	0
GRAND TOTAL:	97	434	38	36	1,213	2	37	74	0	63	7	31
<b>JOHNSON</b>												
CIRCUIT	90	11	17	5	0	0	28	0	0	0	0	0
SUPERIOR 1	151	169	27	0	2	0	1	0	0	0	1	0
SUPERIOR 2	129	467	6	0	136	0	0	0	0	0	0	0
TOTAL-COURTS OF RECORD:	370	647	50	5	138	0	29	0	0	0	1	0
FRANKLIN CITY	0	996	0	0	5,326	0	0	0	0	0	0	0
GREENWOOD CITY	0	646	4	0	3,354	6	0	0	0	0	0	0
NEW WHITELAND TOWN	0	610	0	0	3,171	210	0	0	0	0	0	0



CASES DISPOSED

- - - CRIMINAL - - -

	CF	CM	RCR	MC	IF	OV	JC	JD	JS	JP	JM	RJ
<b>JOHNSON</b>												
TOTAL-CITY AND TOWN:	0	2,252	4	0	11,851	216	0	0	0	0	0	0
GRAND TOTAL:	370	2,899	54	5	11,989	216	29	0	0	0	1	0
<b>KNOX</b>												
CIRCUIT	1	0	0	0	0	0	0	0	0	0	0	0
SUPERIOR 1	61	0	53	12	0	0	34	62	0	80	162	431
SUPERIOR 2	67	1,253	48	0	6,716	0	0	0	0	0	0	0
TOTAL-COURTS OF RECORD:	129	1,253	101	12	6,716	0	34	62	0	80	162	431
BICKNELL CITY	0	65	0	0	337	0	0	0	0	0	0	0
TOTAL-CITY AND TOWN:	0	65	0	0	337	0	0	0	0	0	0	0
GRAND TOTAL:	129	1,318	101	12	7,053	0	34	62	0	80	162	431
<b>KOSCIUSKO</b>												
CIRCUIT	49	0	13	8	0	0	0	0	0	0	0	0
SUPERIOR	225	12	44	0	0	0	51	116	0	85	0	61
COUNTY	2	1,818	8	3	3,417	0	0	0	0	0	0	0
TOTAL-COURTS OF RECORD:	276	1,830	65	11	3,417	0	51	116	0	85	0	61
GRAND TOTAL:	276	1,830	65	11	3,417	0	51	116	0	85	0	61
<b>LAGRANGE</b>												
CIRCUIT	16	5	16	14	0	0	26	9	0	12	0	12
SUPERIOR	150	544	0	7	4,994	60	0	0	0	0	0	0
TOTAL-COURTS OF RECORD:	166	549	16	21	4,994	60	26	9	0	12	0	12
GRAND TOTAL:	166	549	16	21	4,994	60	26	9	0	12	0	12
<b>LAKE</b>												
CIRCUIT	0	0	0	0	0	0	0	0	0	0	3	0
SUPERIOR, CIV. 1	0	0	0	0	0	0	0	0	0	0	0	0
SUPERIOR, CIV. 2	0	0	0	0	0	0	0	0	0	0	0	0
SUPERIOR, CIV. 3	0	0	0	0	0	0	0	0	0	0	0	0
SUPERIOR, CIV. 4	0	0	0	0	0	0	0	0	0	0	0	0
SUPERIOR, CIV. 5	1	0	0	0	0	0	0	0	0	5	0	1
SUPERIOR, JUV. DIV.	0	0	0	0	0	0	249	1,479	18	727	321	1,007
SUPERIOR, CRIM. 1	206	0	125	34	0	0	0	0	0	0	0	0
SUPERIOR, CRIM. 2	203	1	120	41	0	0	0	0	0	0	0	0
SUPERIOR, CRIM. 3	211	1	114	20	0	0	0	0	0	0	0	0
SUPERIOR, CRIM. 4	206	0	104	94	0	0	0	0	0	0	0	0
SUPERIOR 7	192	1,698	63	0	13,293	2,124	0	0	0	0	0	0
UPGRADED 1-1-89												
SUPERIOR 8	301	2,369	0	0	13,327	1,493	0	0	0	0	0	0
UPGRADED 1-1-89												
SUPERIOR 9	253	1,787	87	14	10,414	2,723	0	0	0	0	0	0
UPGRADED 1-1-89												
TOTAL-COURTS OF RECORD:	1,573	5,856	613	203	37,034	6,340	249	1,479	18	732	324	1,008
CROWN POINT CITY	0	243	0	0	614	878	0	0	0	0	0	0
EAST CHICAGO CITY	0	1,431	29	696	722	189	0	0	0	0	0	0
GARY CITY	0	3,365	0	0	5,013	3,408	0	0	0	0	0	0
HAMMOND CITY	0	881	53	0	4,267	2,204	0	0	0	0	0	0
HOBART CITY	0	588	6	0	1,562	28	0	0	0	0	0	0
LAKE STATION CITY	0	430	3	0	1,311	32	0	0	0	0	0	0
WHITING CITY	0	207	0	0	222	5	0	0	0	0	0	0
TOTAL-CITY AND TOWN:	0	7,145	91	696	13,711	6,744	0	0	0	0	0	0











CASES DISPOSED

--- CIVIL ---

CP	CT	SC	RCV	DR	RDR	MH	AD	ES	GU	TR	MI	TOTAL
0	0	0	0	0	0	826	0	0	0	0	0	3,616
0	0	0	0	0	0	0	0	0	0	0	0	6,117
0	0	0	0	0	0	0	0	0	0	0	0	5,295
0	0	0	0	0	0	0	0	0	0	0	0	2,251
2,431	0	0	0	0	0	0	0	0	0	0	0	2,431
2,253	0	0	2,413	0	0	0	0	0	0	0	0	4,666
0	0	0	0	0	0	0	0	0	0	0	0	5,664
0	0	0	0	0	0	0	0	0	0	0	0	5,764
0	0	0	0	0	0	0	0	0	0	0	0	2,035
1,617	0	0	17	0	0	0	0	0	0	0	0	3,386
0	0	0	0	0	0	0	0	0	0	0	0	73,041
0	0	0	0	0	0	0	0	0	0	0	0	25,981
0	0	0	0	0	0	0	0	0	0	0	0	2,216
0	0	0	0	0	0	0	0	0	0	0	0	535
18,138	426	0	3,608	6,859	7,332	826	675	2,150	672	6	901	184,218
0	0	9,446	2,034	0	0	0	0	0	0	0	662	12,142
0	0	5,554	2,303	0	0	0	0	0	0	0	20	7,877
0	0	2,069	0	0	0	0	0	0	0	0	106	2,175
0	0	8,842	3,579	0	0	0	0	0	0	0	0	12,421
0	0	8,410	4,522	0	0	0	0	0	0	0	9	12,941
0	0	17,859	8,147	0	0	0	0	0	0	0	2	26,008
0	0	5,157	1,158	0	0	0	0	0	0	0	0	6,315
0	0	5,393	1,508	0	0	0	0	0	0	0	145	7,046
0	0	62,730	23,251	0	0	0	0	0	0	0	944	86,925
18,138	426	62,730	26,859	6,859	7,332	826	675	2,150	672	6	1,845	271,143
248	5	0	94	207	380	14	14	82	15	1	25	1,664
83	7	0	23	132	166	22	14	43	6	0	4	686
62	0	1,476	945	0	0	2	0	0	0	0	2	10,781
393	12	1,476	1,062	339	546	38	28	125	21	1	31	13,131
393	12	1,476	1,062	339	546	38	28	125	21	1	31	13,131
86	0	135	21	84	36	15	6	27	14	0	24	1,860
86	0	135	21	84	36	15	6	27	14	0	24	1,860
86	0	135	21	84	36	15	6	27	14	0	24	1,860
239	0	0	46	262	111	13	19	88	8	0	9	1,435
19	0	681	288	96	124	2	10	54	8	0	1	2,419
258	0	681	334	358	235	15	29	142	16	0	10	3,854
0	0	0	0	0	0	0	0	0	0	0	0	486
0	0	0	0	0	0	0	0	0	0	0	0	3,611
0	0	0	0	0	0	0	0	0	0	0	0	4,097
258	0	681	334	358	235	15	29	142	16	0	10	7,951
169	3	0	62	123	100	152	41	201	73	7	0	2,013
241	16	85	185	248	223	0	0	0	0	0	0	1,278
234	18	65	154	231	239	0	0	0	0	0	0	1,231
232	15	62	172	221	188	0	0	0	0	0	0	1,219

CASES DISPOSED

84

- - - CRIMINAL - - -

	CF	CM	RCR	MC	IF	OV	JC	JD	JS	JP	JM	RJ
<b>MONROE</b>												
SUPERIOR 4	143	2,651	1,283	0	11,395	0	0	0	0	0	0	0
SUPERIOR 5	0	0	0	0	0	2	0	0	0	0	0	0
TOTAL-COURTS OF RECORD:	734	2,719	1,864	0	11,395	2	112	217	0	139	61	212
GRAND TOTAL:	734	2,719	1,864	0	11,395	2	112	217	0	139	61	212
<b>MONTGOMERY</b>												
CIRCUIT	104	2	0	0	0	0	8	31	0	8	0	6
COUNTY	48	949	91	0	2,321	0	0	0	0	0	0	0
TOTAL-COURTS OF RECORD:	152	951	91	0	2,321	0	8	31	0	8	0	6
CRAWFORDSVILLE CITY	0	0	0	0	398	79	0	0	0	0	0	0
TOTAL-CITY AND TOWN:	0	0	0	0	398	79	0	0	0	0	0	0
GRAND TOTAL:	152	951	91	0	2,719	79	8	31	0	8	0	6
<b>MORGAN</b>												
CIRCUIT	215	11	235	4	0	0	84	116	16	72	32	79
SUPERIOR	64	236	120	4	0	0	0	0	0	0	0	0
COUNTY	98	730	136	0	20	0	0	0	0	0	0	0
TOTAL-COURTS OF RECORD:	377	977	491	8	20	0	84	116	16	72	32	79
MARTINSVILLE CITY	0	151	0	0	1,957	0	0	0	0	0	0	0
MOORESVILLE TOWN	0	280	0	0	5,780	0	0	0	0	0	0	0
TOTAL-CITY AND TOWN:	0	431	0	0	7,737	0	0	0	0	0	0	0
GRAND TOTAL:	377	1,408	491	8	7,757	0	84	116	16	72	32	79
<b>NEWTON</b>												
CIRCUIT	5	2	0	0	0	0	9	0	0	0	0	0
SUPERIOR	196	276	14	0	1,977	617	0	0	0	0	0	0
TOTAL-COURTS OF RECORD:	201	278	14	0	1,977	617	9	0	0	0	0	0
GRAND TOTAL:	201	278	14	0	1,977	617	9	0	0	0	0	0
<b>NOBLE</b>												
CIRCUIT	37	0	30	0	0	0	4	3	0	19	10	8
SUPERIOR	9	0	24	0	0	0	14	43	0	49	17	45
COUNTY	309	1,010	225	0	2,775	35	0	0	0	0	0	0
TOTAL-COURTS OF RECORD:	355	1,010	279	0	2,775	35	18	46	0	68	27	53
CROMWELL TOWN	0	0	0	0	801	4	0	0	0	0	0	0
TOTAL-CITY AND TOWN:	0	0	0	0	801	4	0	0	0	0	0	0
GRAND TOTAL:	355	1,010	279	0	3,576	39	18	46	0	68	27	53
<b>OHIO</b>												
CIRCUIT	0	0	0	0	0	0	4	10	0	4	0	0
SUPERIOR	48	189	9	0	301	0	0	0	0	0	0	0
TOTAL-COURTS OF RECORD:	48	189	9	0	301	0	4	10	0	4	0	0
GRAND TOTAL:	48	189	9	0	301	0	4	10	0	4	0	0
<b>ORANGE</b>												
CIRCUIT	132	2	16	21	0	0	13	38	7	45	24	9
COUNTY	8	370	61	0	1,162	0	0	0	0	0	0	0
TOTAL-COURTS OF RECORD:	140	372	77	21	1,162	0	13	38	7	45	24	9
GRAND TOTAL:	140	372	77	21	1,162	0	13	38	7	45	24	9
<b>OWEN</b>												
CIRCUIT	93	524	287	10	1,720	0	15	74	0	23	1	83

CASES DISPOSED

85

--- CIVIL ---

CP	CT	SC	RCV	DR	RDR	MH	AD	ES	GU	TR	MI	TOTAL
1	0	4	4	9	20	0	0	0	0	0	0	15,510
378	14	4,312	2,546	108	49	0	0	0	0	0	0	7,409
1,255	66	4,528	3,123	940	819	152	41	201	73	7	0	28,660
1,255	66	4,528	3,123	940	819	152	41	201	73	7	0	28,660
242	1	0	1	391	8	0	5	77	6	0	7	897
58	0	751	209	0	0	0	0	0	0	0	0	4,427
300	1	751	210	391	8	0	5	77	6	0	7	5,324
0	0	0	0	0	0	0	0	0	0	0	0	477
0	0	0	0	0	0	0	0	0	0	0	0	477
300	1	751	210	391	8	0	5	77	6	0	7	5,801
323	11	0	145	146	97	3	22	37	34	0	2	1,684
251	0	0	55	412	297	1	15	105	15	0	3	1,578
37	0	1,526	841	0	0	0	0	0	0	0	0	3,388
611	11	1,526	1,041	558	394	4	37	142	49	0	5	6,650
0	0	0	0	0	0	0	0	0	0	0	0	2,108
0	0	0	0	0	0	0	0	0	0	0	0	6,060
0	0	0	0	0	0	0	0	0	0	0	0	8,168
611	11	1,526	1,041	558	394	4	37	142	49	0	5	14,818
282	18	175	0	32	0	0	13	66	14	0	3	619
379	7	238	40	88	0	11	0	0	0	0	11	3,854
661	25	413	40	120	0	11	13	66	14	0	14	4,473
661	25	413	40	120	0	11	13	66	14	0	14	4,473
186	5	0	65	209	289	64	26	70	47	2	7	1,081
144	6	0	45	114	193	21	4	16	8	0	0	752
15	0	1,421	513	0	7	0	0	0	0	0	0	6,310
345	11	1,421	623	323	489	85	30	86	55	2	7	8,143
0	0	0	0	0	0	0	0	0	0	0	0	805
0	0	0	0	0	0	0	0	0	0	0	0	805
345	11	1,421	623	323	489	85	30	86	55	2	7	8,948
11	0	0	0	16	9	0	5	13	5	0	1	78
28	0	65	5	35	4	0	0	0	0	0	0	684
39	0	65	5	51	13	0	5	13	5	0	1	762
39	0	65	5	51	13	0	5	13	5	0	1	762
254	0	0	45	155	138	15	10	42	11	1	16	994
41	0	467	108	0	0	0	0	0	0	0	0	2,217
295	0	467	153	155	138	15	10	42	11	1	16	3,211
295	0	467	153	155	138	15	10	42	11	1	16	3,211
163	0	369	110	119	144	2	11	41	28	0	62	3,879

CASES DISPOSED

- - - CRIMINAL - - -

	CF	CM	RCR	MC	IF	OV	JC	JD	JS	JP	JM	RJ
<b>OWEN</b>												
TOTAL-COURTS OF RECORD:	93	524	287	10	1,720	0	15	74	0	23	1	83
GRAND TOTAL:	93	524	287	10	1,720	0	15	74	0	23	1	83
<b>PARKE</b>												
CIRCUIT	136	510	0	6	1,246	0	2	4	0	25	0	0
TOTAL-COURTS OF RECORD:	136	510	0	6	1,246	0	2	4	0	25	0	0
GRAND TOTAL:	136	510	0	6	1,246	0	2	4	0	25	0	0
<b>PERRY</b>												
CIRCUIT	103	277	26	0	1,376	0	4	15	1	19	54	25
TOTAL-COURTS OF RECORD:	103	277	26	0	1,376	0	4	15	1	19	54	25
TELL CITY CITY	0	0	0	0	0	0	0	0	0	0	0	0
NOT REPORTING												
TOTAL-CITY AND TOWN:	0	0	0	0	0	0	0	0	0	0	0	0
GRAND TOTAL:	103	277	26	0	1,376	0	4	15	1	19	54	25
<b>PIKE</b>												
CIRCUIT	69	237	69	279	870	0	13	8	5	16	11	5
TOTAL-COURTS OF RECORD:	69	237	69	279	870	0	13	8	5	16	11	5
GRAND TOTAL:	69	237	69	279	870	0	13	8	5	16	11	5
<b>PORTER</b>												
CIRCUIT, SUP 1 & 2	132	1	89	7	0	0	148	261	0	132	19	494
SUPERIOR 3	176	1,635	684	0	6,614	58	0	0	0	0	0	0
SUPERIOR 4	119	1,334	232	52	8,141	41	0	0	0	0	0	0
TOTAL-COURTS OF RECORD:	427	2,970	1,005	59	14,755	99	148	261	0	132	19	494
CHESTERTON TOWN	0	105	0	8	2,130	36	0	0	0	0	0	0
TOTAL-CITY AND TOWN:	0	105	0	8	2,130	36	0	0	0	0	0	0
GRAND TOTAL:	427	3,075	1,005	67	16,885	135	148	261	0	132	19	494
<b>POSEY</b>												
CIRCUIT	27	1	3	0	0	0	4	41	8	13	1	8
COUNTY	108	553	95	0	1,955	2	0	0	0	0	0	0
TOTAL-COURTS OF RECORD:	135	554	98	0	1,955	2	4	41	8	13	1	8
GRAND TOTAL:	135	554	98	0	1,955	2	4	41	8	13	1	8
<b>PULASKI</b>												
CIRCUIT	58	2	65	0	0	0	2	29	3	13	19	3
COUNTY	66	332	71	0	1,180	0	0	0	0	0	0	0
TOTAL-COURTS OF RECORD:	124	334	136	0	1,180	0	2	29	3	13	19	3
GRAND TOTAL:	124	334	136	0	1,180	0	2	29	3	13	19	3
<b>PUTNAM</b>												
CIRCUIT	65	1	20	13	0	0	27	182	12	32	0	14
COUNTY	134	708	125	2	2,570	2	0	0	0	0	0	0
TOTAL-COURTS OF RECORD:	199	709	145	15	2,570	2	27	182	12	32	0	14
GRAND TOTAL:	199	709	145	15	2,570	2	27	182	12	32	0	14
<b>RANDOLPH</b>												
CIRCUIT	23	0	5	0	0	0	27	50	0	20	46	95
SUPERIOR	62	332	3	0	1	0	0	0	0	0	0	0



CASES DISPOSED

- - - CIVIL - - -

CP	CT	SC	RCV	DR	RDR	MH	AD	ES	GU	TR	MI	TOTAL
163	0	369	110	119	144	2	11	41	28	0	62	3,879
163	0	369	110	119	144	2	11	41	28	0	62	3,879
266	0	185	0	125	0	35	5	39	5	1	3	2,593
266	0	185	0	125	0	35	5	39	5	1	3	2,593
266	0	185	0	125	0	35	5	39	5	1	3	2,593
204	2	392	43	188	68	53	8	49	7	0	0	2,914
204	2	392	43	188	68	53	8	49	7	0	0	2,914
0	0	0	0	0	0	0	0	0	0	0	0	0
0	0	0	0	0	0	0	0	0	0	0	0	0
204	2	392	43	188	68	53	8	49	7	0	0	2,914
91	9	156	57	90	76	6	4	52	17	0	11	2,151
91	9	156	57	90	76	6	4	52	17	0	11	2,151
91	9	156	57	90	76	6	4	52	17	0	11	2,151
1,861	99	0	123	776	943	164	39	197	36	1	242	5,764
54	0	1,982	1,108	31	3	0	0	0	0	0	6	12,351
33	4	2,034	1,018	0	0	2	1	0	0	0	7	13,018
1,948	103	4,016	2,249	807	946	166	40	197	36	1	255	31,133
0	0	0	0	0	0	0	0	0	0	0	0	2,279
0	0	0	0	0	0	0	0	0	0	0	0	2,279
1,948	103	4,016	2,249	807	946	166	40	197	36	1	255	33,412
78	13	0	6	129	70	7	4	81	7	2	6	509
4	0	298	114	0	0	0	0	0	0	0	0	3,129
82	13	298	120	129	70	7	4	81	7	2	6	3,638
82	13	298	120	129	70	7	4	81	7	2	6	3,638
122	0	0	93	98	83	7	6	89	7	0	5	704
3	0	331	92	0	0	0	0	0	0	0	0	2,075
125	0	331	185	98	83	7	6	89	7	0	5	2,779
125	0	331	185	98	83	7	6	89	7	0	5	2,779
151	9	0	24	288	208	19	38	135	60	0	37	1,335
68	0	1,166	837	0	0	0	0	0	0	0	5	5,617
219	9	1,166	861	288	208	19	38	135	60	0	42	6,952
219	9	1,166	861	288	208	19	38	135	60	0	42	6,952
115	0	0	13	199	184	29	7	134	27	2	5	981
64	1	860	372	22	1	0	0	0	0	0	10	1,728

CASES DISPOSED

- - - CRIMINAL - - -

	CF	CM	RCR	MC	IF	OV	JC	JD	JS	JP	JM	RJ
<b>RANDOLPH</b>												
TOTAL-COURTS OF RECORD:	85	332	8	0	1	0	27	50	0	20	46	95
WINCHESTER CITY	0	119	0	0	1,118	10	0	0	0	0	0	0
UNION CITY	0	234	0	0	905	34	0	0	0	0	0	0
TOTAL-CITY AND TOWN:	0	353	0	0	2,023	44	0	0	0	0	0	0
GRAND TOTAL:	85	685	8	0	2,024	44	27	50	0	20	46	95
<b>RIPLEY</b>												
CIRCUIT	48	230	16	1	0	0	8	18	0	14	64	22
TOTAL-COURTS OF RECORD:	48	230	16	1	0	0	8	18	0	14	64	22
BATESVILLE CITY	0	186	0	0	1,922	50	0	0	0	0	0	0
VERSAILLES TOWN	0	199	0	0	1,550	0	0	0	0	0	0	0
TOTAL-CITY AND TOWN:	0	385	0	0	3,472	50	0	0	0	0	0	0
GRAND TOTAL:	48	615	16	1	3,472	50	8	18	0	14	64	22
<b>RUSH</b>												
CIRCUIT	67	1	20	2	0	0	7	44	2	18	94	0
COUNTY	72	553	24	2	1,325	3	0	0	0	0	0	0
TOTAL-COURTS OF RECORD:	139	554	44	4	1,325	3	7	44	2	18	94	0
GRAND TOTAL:	139	554	44	4	1,325	3	7	44	2	18	94	0
<b>ST. JOSEPH</b>												
CIRCUIT	12	0	0	0	0	0	0	0	0	0	0	0
SUPERIOR	932	5,255	397	0	19,089	6,413	0	0	0	0	0	0
PROBATE	0	0	0	0	0	0	119	540	7	604	23	859
TOTAL-COURTS OF RECORD:	944	5,255	397	0	19,089	6,413	119	540	7	604	23	859
WALKERTON TOWN	0	221	0	0	483	46	0	0	0	0	0	0
TOTAL-CITY AND TOWN:	0	221	0	0	483	46	0	0	0	0	0	0
GRAND TOTAL:	944	5,476	397	0	19,572	6,459	119	540	7	604	23	859
<b>SCOTT</b>												
CIRCUIT	36	0	12	0	0	0	23	27	0	46	122	33
COUNTY	128	775	23	0	1,726	19	0	0	0	0	0	0
TOTAL-COURTS OF RECORD:	164	775	35	0	1,726	19	23	27	0	46	122	33
GRAND TOTAL:	164	775	35	0	1,726	19	23	27	0	46	122	33
<b>SHELBY</b>												
CIRCUIT	3	1	5	0	0	0	0	0	0	0	0	0
SUPERIOR 1	112	18	63	27	0	0	42	69	13	43	96	128
SUPERIOR 2	194	1,144	363	17	3,215	0	0	0	0	0	0	0
UPGRADED 1-1-89												
TOTAL-COURTS OF RECORD:	309	1,163	431	44	3,215	0	42	69	13	43	96	128
GRAND TOTAL:	309	1,163	431	44	3,215	0	42	69	13	43	96	128
<b>SPENCER</b>												
CIRCUIT	84	443	2	0	2,585	0	3	11	0	10	0	0
TOTAL-COURTS OF RECORD:	84	443	2	0	2,585	0	3	11	0	10	0	0
ROCKPORT CITY	0	35	0	0	87	3	0	0	0	0	0	0
TOTAL-CITY AND TOWN:	0	35	0	0	87	3	0	0	0	0	0	0
GRAND TOTAL:	84	478	2	0	2,672	3	3	11	0	10	0	0
<b>STARKE</b>												
CIRCUIT	144	4	44	7	0	0	5	13	0	30	0	46

CASES DISPOSED

--- CIVIL ---

CP	CT	SC	RCV	DR	RDR	MH	AD	ES	GU	TR	MI	TOTAL
179	1	860	385	221	185	29	7	134	27	2	15	2,709
0	0	0	0	0	0	0	0	0	0	0	0	1,247
0	0	0	0	0	0	0	0	0	0	0	0	1,173
0	0	0	0	0	0	0	0	0	0	0	0	2,420
179	1	860	385	221	185	29	7	134	27	2	15	5,129
92	7	385	231	86	59	2	4	26	11	0	1	1,325
92	7	385	231	86	59	2	4	26	11	0	1	1,325
151	0	0	24	0	0	0	0	0	0	0	0	2,333
0	0	0	0	0	0	0	0	0	0	0	0	1,749
151	0	0	24	0	0	0	0	0	0	0	0	4,082
243	7	385	255	86	59	2	4	26	11	0	1	5,407
123	1	0	25	226	47	6	5	136	175	1	16	1,016
56	0	605	8	0	0	0	0	0	0	0	0	2,648
179	1	605	33	226	47	6	5	136	175	1	16	3,664
179	1	605	33	226	47	6	5	136	175	1	16	3,664
1,445	1	0	1,921	2,070	713	0	0	30	4	0	106	6,302
1,414	58	10,033	4,985	658	1,022	102	0	221	35	0	60	50,674
8	0	0	0	0	0	0	144	539	101	6	181	3,131
2,867	59	10,033	6,906	2,728	1,735	102	144	790	140	6	347	60,107
0	0	0	0	0	0	0	0	0	0	0	0	750
0	0	0	0	0	0	0	0	0	0	0	0	750
2,867	59	10,033	6,906	2,728	1,735	102	144	790	140	6	347	60,857
164	12	0	48	325	130	65	7	45	13	0	163	1,271
64	0	490	154	0	0	0	0	0	0	0	0	3,379
228	12	490	202	325	130	65	7	45	13	0	163	4,650
228	12	490	202	325	130	65	7	45	13	0	163	4,650
232	3	0	28	161	188	3	14	143	34	4	11	830
153	4	0	22	105	138	5	3	15	14	0	5	1,075
176	15	1,254	1,309	102	8	4	5	1	5	0	5	7,817
561	22	1,254	1,359	368	334	12	22	159	53	4	21	9,722
561	22	1,254	1,359	368	334	12	22	159	53	4	21	9,722
187	5	238	42	167	30	4	12	90	19	0	0	3,932
187	5	238	42	167	30	4	12	90	19	0	0	3,932
0	0	0	0	0	0	0	0	0	0	0	0	125
0	0	0	0	0	0	0	0	0	0	0	0	125
187	5	238	42	167	30	4	12	90	19	0	0	4,057
443	5	504	557	150	201	0	11	73	13	0	5	2,255





CASES DISPOSED

- - - CRIMINAL - - -

	CF	CM	RCR	MC	IF	OV	JC	JD	JS	JP	JM	RJ
<b>VANDERBURGH</b>												
SUPERIOR	1,507	6,143	210	0	12,087	452	593	310	13	502	113	165
TOTAL-COURTS OF RECORD:	2,609	6,143	434	0	12,087	452	593	310	13	502	113	165
GRAND TOTAL:	2,609	6,143	434	0	12,087	452	593	310	13	502	113	165
<b>VERMILLION</b>												
CIRCUIT	128	373	81	1	87	0	9	15	0	20	0	0
TOTAL-COURTS OF RECORD:	128	373	81	1	87	0	9	15	0	20	0	0
CLINTON CITY	0	58	0	0	2,700	147	0	0	0	0	0	0
TOTAL-CITY AND TOWN:	0	58	0	0	2,700	147	0	0	0	0	0	0
GRAND TOTAL:	128	431	81	1	2,787	147	9	15	0	20	0	0
<b>VIGO</b>												
CIRCUIT	177	54	60	1	0	0	27	260	92	286	13	331
SUPERIOR 1	138	5	29	71	0	0	0	0	0	0	0	0
SUPERIOR 2	0	0	0	0	0	0	0	0	0	0	0	0
SUPERIOR 3	0	0	0	0	0	0	0	0	0	0	0	0
SUPERIOR JURIS OF CIRCUIT CT.												
COUNTY 4	6	95	10	0	0	0	0	0	0	0	0	0
COUNTY 5	498	1,400	502	422	3	0	0	0	0	0	0	0
TOTAL-COURTS OF RECORD:	819	1,554	601	494	3	0	27	260	92	286	13	331
TERRE HAUTE CITY	0	3,559	0	0	11,376	214	0	0	0	0	0	0
TOTAL-CITY AND TOWN:	0	3,559	0	0	11,376	214	0	0	0	0	0	0
GRAND TOTAL:	819	5,113	601	494	11,379	214	27	260	92	286	13	331
<b>WABASH</b>												
CIRCUIT	62	1	46	1	0	0	13	35	0	109	4	0
COUNTY	90	741	250	0	2,463	0	0	0	0	0	0	0
TOTAL-COURTS OF RECORD:	152	742	296	1	2,463	0	13	35	0	109	4	0
WABASH CITY	0	0	0	0	226	0	0	0	0	0	0	0
N. MANCHESTER TOWN	0	0	0	1	221	0	0	0	0	0	0	0
TOTAL-CITY AND TOWN:	0	0	0	1	447	0	0	0	0	0	0	0
GRAND TOTAL:	152	742	296	2	2,910	0	13	35	0	109	4	0
<b>WARREN</b>												
CIRCUIT	94	124	19	6	2,816	1	7	14	6	4	7	5
TOTAL-COURTS OF RECORD:	94	124	19	6	2,816	1	7	14	6	4	7	5
GRAND TOTAL:	94	124	19	6	2,816	1	7	14	6	4	7	5
<b>WARRICK</b>												
CIRCUIT	110	0	27	3	0	0	22	59	0	29	0	93
SUPERIOR	82	1,206	24	479	6,033	13	0	0	0	33	0	2
TOTAL-COURTS OF RECORD:	192	1,206	51	482	6,033	13	22	59	0	62	0	95
GRAND TOTAL:	192	1,206	51	482	6,033	13	22	59	0	62	0	95
<b>WASHINGTON</b>												
CIRCUIT	150	507	159	6	1,470	0	35	58	0	0	0	0
SUPERIOR	4	8	5	0	0	0	0	0	0	0	0	0
TOTAL-COURTS OF RECORD:	154	515	164	6	1,470	0	35	58	0	0	0	0
GRAND TOTAL:	154	515	164	6	1,470	0	35	58	0	0	0	0
<b>WAYNE</b>												
CIRCUIT	161	1	26	90	0	0	31	28	0	101	38	54

CASES DISPOSED

93

- - - CIVIL - - -

CP	CT	SC	RCV	DR	RDR	MH	AD	ES	GU	TR	MI	TOTAL
1,491	37	7,627	6,217	1,709	1,062	65	107	332	272	5	242	41,261
2,032	37	7,627	6,315	1,709	1,062	65	107	332	272	5	242	43,226
2,032	37	7,627	6,315	1,709	1,062	65	107	332	272	5	242	43,226
157	4	285	172	167	112	8	5	193	40	0	20	1,877
157	4	285	172	167	112	8	5	193	40	0	20	1,877
0	0	0	0	0	0	0	0	0	0	0	0	2,905
0	0	0	0	0	0	0	0	0	0	0	0	2,905
157	4	285	172	167	112	8	5	193	40	0	20	4,782
155	1	0	9	359	59	0	51	0	0	0	32	1,967
366	1	0	106	252	161	0	1	0	0	0	13	1,143
565	0	0	21	440	286	75	0	174	42	1	139	1,743
0	0	0	0	0	0	0	0	181	46	1	0	228
640	2	1,896	2,139	0	0	0	0	0	0	0	0	4,788
31	0	1,066	422	0	0	0	0	0	0	0	4	4,348
1,757	4	2,962	2,697	1,051	506	75	52	355	88	2	188	14,217
0	0	0	0	0	0	0	0	0	0	0	0	15,149
0	0	0	0	0	0	0	0	0	0	0	0	15,149
1,757	4	2,962	2,697	1,051	506	75	52	355	88	2	188	29,366
222	2	0	98	297	310	12	5	89	34	4	4	1,348
20	0	1,340	1,624	0	0	0	0	0	0	0	0	6,528
242	2	1,340	1,722	297	310	12	5	89	34	4	4	7,876
0	0	473	0	0	0	0	0	0	0	0	0	699
0	0	0	0	0	0	0	0	0	0	0	0	222
0	0	473	0	0	0	0	0	0	0	0	0	921
242	2	1,813	1,722	297	310	12	5	89	34	4	4	8,797
71	7	102	40	48	51	4	2	37	3	0	7	3,475
71	7	102	40	48	51	4	2	37	3	0	7	3,475
71	7	102	40	48	51	4	2	37	3	0	7	3,475
170	2	0	35	226	175	34	13	92	24	0	0	1,114
118	2	714	369	114	57	0	4	34	6	0	0	9,292
288	4	714	404	340	232	34	17	126	32	0	0	10,406
288	4	714	404	340	232	34	17	126	32	0	0	10,406
175	0	17	120	9	53	12	21	52	12	0	0	2,856
204	0	501	531	263	140	0	0	0	0	0	0	1,656
379	0	518	651	272	193	12	21	52	12	0	0	4,512
379	0	518	651	272	193	12	21	52	12	0	0	4,512
161	12	0	61	265	70	25	12	61	8	0	44	1,249

CASES DISPOSED

- - - CRIMINAL - - -

	CF	CM	RCR	MC	IF	OV	JC	JD	JS	JP	JM	RJ
<b>WAYNE</b>												
SUPERIOR 1	89	0	20	93	0	0	29	25	0	68	42	70
SUPERIOR 2	126	0	47	68	0	0	18	38	0	141	32	112
SUPERIOR 3	130	2,143	3	48	12,628	96	0	0	0	0	0	0
TOTAL-COURTS OF RECORD:	506	2,144	96	299	12,628	96	78	91	0	310	112	236
HAGERSTOWN TOWN	0	0	0	0	213	1	0	0	0	0	0	0
TOTAL-CITY AND TOWN:	0	0	0	0	213	1	0	0	0	0	0	0
GRAND TOTAL:	506	2,144	96	299	12,841	97	78	91	0	310	112	236
<b>WELLS</b>												
CIRCUIT	11	9	9	13	0	0	21	25	3	17	115	27
SUPERIOR	108	573	155	21	590	0	0	0	0	0	0	0
TOTAL-COURTS OF RECORD:	119	582	164	34	590	0	21	25	3	17	115	27
BLUFFTON CITY	0	0	0	0	1,326	10	0	0	0	0	0	0
TOTAL-CITY AND TOWN:	0	0	0	0	1,326	10	0	0	0	0	0	0
GRAND TOTAL:	119	582	164	34	1,916	10	21	25	3	17	115	27
<b>WHITE</b>												
CIRCUIT	0	0	4	0	0	0	15	97	0	10	18	79
SUPERIOR	84	519	72	0	2,306	0	0	0	0	0	0	0
TOTAL-COURTS OF RECORD:	84	519	76	0	2,306	0	15	97	0	10	18	79
MONON TOWN	0	0	0	0	0	0	0	0	0	0	0	0
NOT REPORTING												
TOTAL-CITY AND TOWN:	0	0	0	0	0	0	0	0	0	0	0	0
GRAND TOTAL:	84	519	76	0	2,306	0	15	97	0	10	18	79
<b>WHITLEY</b>												
CIRCUIT	41	39	21	0	0	0	7	39	60	16	0	1
SUPERIOR	115	623	134	3	3,627	0	0	0	0	0	0	0
TOTAL-COURTS OF RECORD:	156	662	155	3	3,627	0	7	39	60	16	0	1
GRAND TOTAL:	156	662	155	3	3,627	0	7	39	60	16	0	1



CASES DISPOSED

--- CIVIL ---

CP	CT	SC	RCV	DR	RDR	MH	AD	ES	GU	TR	MI	TOTAL
154	7	0	57	245	90	40	11	156	24	0	21	1,241
78	2	0	20	178	130	27	3	21	7	0	12	1,060
22	0	1,431	866	0	0	0	0	0	0	0	5	17,372
415	21	1,431	1,004	688	290	92	26	238	39	0	82	20,922
0	0	0	0	0	0	0	0	0	0	0	0	214
0	0	0	0	0	0	0	0	0	0	0	0	214
415	21	1,431	1,004	688	290	92	26	238	39	0	82	21,136
110	6	0	17	89	172	23	11	95	19	0	25	817
52	3	470	196	113	26	7	0	0	0	0	39	2,353
162	9	470	213	202	198	30	11	95	19	0	64	3,170
0	0	0	0	0	0	0	0	0	0	0	0	1,336
0	0	0	0	0	0	0	0	0	0	0	0	1,336
162	9	470	213	202	198	30	11	95	19	0	64	4,506
114	1	0	55	215	212	11	14	97	44	0	13	999
49	0	566	397	0	0	0	0	0	0	0	0	3,993
163	1	566	452	215	212	11	14	97	44	0	13	4,992
0	0	0	0	0	0	0	0	0	0	0	0	0
0	0	0	0	0	0	0	0	0	0	0	0	0
163	1	566	452	215	212	11	14	97	44	0	13	4,992
131	3	0	28	140	147	3	19	53	15	1	9	773
42	0	752	408	22	8	0	0	0	0	0	0	5,734
173	3	752	436	162	155	3	19	53	15	1	9	6,507
173	3	752	436	162	155	3	19	53	15	1	9	6,507

CASES DISPOSED

- - - CRIMINAL - - -

	CF	CM	RCR	MC	IF	OV	JC	JD	JS	JP	JM	RJ
TOTALS FOR SUPERIOR AND CIRCUIT COURTS	24,447	66,726	13,764	2,469	246,254	19,075	4,011	13,361	930	10,093	7,390	10,282
TOTALS FOR COUNTY AND MUNICIPAL COURTS	13,666	62,785	3,245	892	157,014	20,258	0	0	0	0	0	0
TOTALS FOR SMALL CLAIM COURTS	0	0	0	0	0	0	0	0	0	0	0	0
TOTALS FOR CITY AND TOWN COURTS	0	35,862	518	2,022	143,668	15,668	0	0	0	0	0	0
TOTALS FOR ALL COURTS	38,113	165,373	17,527	5,383	546,936	55,001	4,011	13,361	930	10,093	7,390	10,282

CASES DISPOSED

--- CIVIL ---

CP	CT	SC	RCV	DR	RDR	MH	AD	ES	GU	TR	MI	TOTAL
54,236	2,278	92,702	69,320	46,783	35,598	3,762	3,055	16,485	4,678	147	5,498	753,344
14,691	22	42,836	27,716	0	7	845	0	0	0	0	239	344,216
0	0	62,730	23,251	0	0	0	0	0	0	0	944	86,925
5,827	3,281	566	2,110	0	0	0	0	0	0	0	25	209,547
74,754	5,581	198,834	122,397	46,783	35,605	4,607	3,055	16,485	4,678	147	6,706	1,394,032

--- CRIMINAL ---

	CF	CM	RGR	MC	IF	OV	JC	JD	JS	JP	JM	RJ
<b>ADAMS</b>												
CIRCUIT	32	2	9	1	0	0	14	10	4	59	2	19
SUPERIOR	73	429	231	0	694	0	0	0	0	0	0	0
TOTAL-COURTS OF RECORD:	105	431	240	1	694	0	14	10	4	59	2	19
GRAND TOTAL:	105	431	240	1	694	0	14	10	4	59	2	19
<b>ALLEN</b>												
CIRCUIT	577	0	66	15	0	0	0	0	0	0	0	0
SUPERIOR	885	5,173	334	0	13,798	6,330	523	81	4	1,416	224	530
TOTAL-COURTS OF RECORD:	1,462	5,173	400	15	13,798	6,330	523	81	4	1,416	224	530
GRAND TOTAL:	1,462	5,173	400	15	13,798	6,330	523	81	4	1,416	224	530
<b>BARTHOLOMEW</b>												
CIRCUIT	59	0	26	5	0	0	26	39	0	73	10	105
SUPERIOR 1	193	2	83	10	0	0	0	0	0	0	0	0
SUPERIOR 2	364	3,838	964	2	1	92	0	0	0	0	0	0
TOTAL-COURTS OF RECORD:	616	3,840	1,073	17	1	92	26	39	0	73	10	105
GRAND TOTAL:	616	3,840	1,073	17	1	92	26	39	0	73	10	105
<b>BENTON</b>												
CIRCUIT	81	803	30	6	14	0	112	33	0	18	1	11
TOTAL-COURTS OF RECORD:	81	803	30	6	14	0	112	33	0	18	1	11
GRAND TOTAL:	81	803	30	6	14	0	112	33	0	18	1	11
<b>BLACKFORD</b>												
CIRCUIT	449	11	6	0	0	0	180	150	0	187	0	1
COUNTY	18	168	69	2	25	10	0	0	0	0	0	0
TOTAL-COURTS OF RECORD:	467	179	75	2	25	10	180	150	0	187	0	1
MONTPELIER CITY	0	0	0	0	350	0	0	0	0	0	0	0
TOTAL-CITY AND TOWN:	0	0	0	0	350	0	0	0	0	0	0	0
GRAND TOTAL:	467	179	75	2	375	10	180	150	0	187	0	1
<b>BOONE</b>												
CIRCUIT	0	0	1	0	0	0	13	64	0	20	5	0
SUPERIOR 1	68	11	9	0	0	0	0	0	0	0	0	0
SUPERIOR 2	112	323	0	0	44	0	0	0	0	0	0	0
TOTAL-COURTS OF RECORD:	180	334	10	0	44	0	13	64	0	20	5	0
LEBANON CITY	0	10	0	0	5	1	0	0	0	0	0	0
THORNTOWN TOWN	0	14	7	0	299	3	0	0	0	0	0	0
ZIONSVILLE TOWN	0	7	0	0	95	5	0	0	0	0	0	0
JAMESTOWN TOWN	0	1	0	0	34	0	0	0	0	0	0	0
WHITESTOWN TOWN	0	0	0	0	7	120	0	0	0	0	0	0
TOTAL-CITY AND TOWN:	0	32	7	0	440	129	0	0	0	0	0	0
GRAND TOTAL:	180	366	17	0	484	129	13	64	0	20	5	0
<b>BROWN</b>												
CIRCUIT	158	950	19	1	390	0	10	107	2	39	11	25
TOTAL-COURTS OF RECORD:	158	950	19	1	390	0	10	107	2	39	11	25
GRAND TOTAL:	158	950	19	1	390	0	10	107	2	39	11	25
<b>CARROLL</b>												
CIRCUIT	21	63	12	4	37	0	0	0	0	3	1	16
SUPERIOR	11	120	18	1	68	0	1	0	0	12	0	0

- - - CIVIL - - -

CP	CT	SC	RCV	DR	RDR	MH	AD	ES	GU	TR	MI	TOTAL	NAC
47	1	0	19	35	90	18	9	123	105	3	16	618	1
40	4	91	135	73	57	0	0	0	1	0	8	1,836	484
87	5	91	154	108	167	18	9	123	106	3	24	2,454	485
87	5	91	154	108	147	18	9	123	106	3	24	2,454	485
594	92	0	628	1,221	785	0	0	0	0	0	24	4,002	0
3,599	200	9,423	9,243	2,604	497	10	53	441	1,736	91	24	57,219	0
4,193	292	9,423	9,871	3,825	1,282	10	53	441	1,736	91	48	61,221	0
4,193	292	9,423	9,871	3,825	1,282	10	53	441	1,736	91	48	61,221	0
155	17	0	44	244	214	0	11	92	157	20	3	1,300	39
156	8	0	143	4	82	5	7	270	184	1	10	1,158	0
364	3	1,430	1,244	109	21	0	0	46	10	0	13	8,501	15
675	28	1,430	1,431	357	317	5	18	408	351	21	26	10,959	54
675	28	1,430	1,431	357	317	5	18	408	351	21	26	10,959	54
437	12	392	295	225	43	10	35	263	204	12	35	3,072	0
437	12	392	295	225	43	10	35	263	204	12	35	3,072	0
437	12	392	295	225	43	10	35	263	204	12	35	3,072	0
855	2	0	118	567	108	114	66	632	242	0	0	3,688	0
11	0	417	320	0	0	0	0	0	0	0	9	1,049	7
866	2	417	438	567	108	114	66	632	242	0	9	4,737	7
0	0	0	0	0	0	0	0	0	0	0	0	350	0
0	0	0	0	0	0	0	0	0	0	0	0	350	0
866	2	417	438	567	108	114	66	632	242	0	9	5,087	7
274	54	0	33	44	29	0	0	0	0	0	16	553	43
318	25	0	27	124	91	16	1	242	241	0	0	1,173	0
74	10	453	81	14	0	0	0	0	0	0	1	1,112	0
666	89	453	141	182	120	16	1	242	241	0	17	2,838	43
0	0	0	0	0	0	0	0	0	0	0	0	16	6
0	0	0	0	0	0	0	0	0	0	0	0	323	0
0	0	0	0	0	0	0	0	0	0	0	0	107	0
2	0	0	0	0	0	0	0	0	0	0	0	37	0
0	0	0	0	0	0	0	0	0	0	0	0	127	1
2	0	0	0	0	0	0	0	0	0	0	0	610	7
668	89	453	141	182	120	16	1	242	241	0	17	3,448	50
383	7	262	240	17	86	14	9	111	112	0	18	2,971	107
383	7	262	240	17	86	14	9	111	112	0	18	2,971	107
383	7	262	240	17	86	14	9	111	112	0	18	2,971	107
66	2	3	36	38	6	0	5	169	154	23	12	671	122
16	0	119	55	0	0	0	0	0	0	0	0	421	122

- - - CRIMINAL - - -

	CF	CM	RCR	MC	IF	OV	JC	JD	JS	JP	JM	RJ
<b>CARROLL</b>												
TOTAL-COURTS OF RECORD:	32	183	30	5	105	0	1	0	0	15	1	16
DELPHI CITY	0	0	0	0	18	0	0	0	0	0	0	0
BURLINGTON TOWN	0	0	0	0	0	0	0	0	0	0	0	0
TOTAL-CITY AND TOWN:	0	0	0	0	18	0	0	0	0	0	0	0
GRAND TOTAL:	32	183	30	5	123	0	1	0	0	15	1	16
<b>CASS</b>												
CIRCUIT	101	3	5	0	0	0	12	12	0	22	0	17
SUPERIOR	65	488	64	0	830	0	0	0	0	0	0	0
TOTAL-COURTS OF RECORD:	166	491	69	0	830	0	12	12	0	22	0	17
GRAND TOTAL:	166	491	69	0	830	0	12	12	0	22	0	17
<b>CLARK</b>												
CIRCUIT	97	2	34	19	0	0	0	0	0	11	0	0
SUPERIOR 1	104	0	69	4	0	0	63	0	13	153	2	92
SUPERIOR 2	0	0	0	0	0	0	80	0	0	53	11	38
COUNTY	890	1,024	65	64	4,818	0	0	0	0	0	0	0
TOTAL-COURTS OF RECORD:	1,091	1,026	168	87	4,818	0	143	0	13	217	13	130
CHARLESTOWN CITY	0	1	0	2	0	0	0	0	0	0	0	0
JEFFERSONVILLE CITY	0	466	2	0	245	89	0	0	0	0	0	0
CLARKSVILLE TOWN	0	1,472	0	0	466	966	0	0	0	0	0	0
TOTAL-CITY AND TOWN:	0	1,939	2	2	731	1,055	0	0	0	0	0	0
GRAND TOTAL:	1,091	2,965	170	89	5,549	1,055	143	0	13	217	13	130
<b>CLAY</b>												
CIRCUIT	48	0	13	0	0	0	13	86	23	28	0	37
SUPERIOR	122	78	19	0	181	0	0	0	0	0	0	0
TOTAL-COURTS OF RECORD:	170	78	32	0	181	0	13	86	23	28	0	37
GRAND TOTAL:	170	78	32	0	181	0	13	86	23	28	0	37
<b>CLINTON</b>												
CIRCUIT	45	0	12	0	0	0	25	5	4	16	7	11
COUNTY	112	335	11	0	216	0	0	0	0	0	0	0
UPGRADED TO SUPERIOR 7-1-90												
TOTAL-COURTS OF RECORD:	157	335	23	0	216	0	25	5	4	16	7	11
FRANKFORT CITY	0	5	0	0	0	5	0	0	0	0	0	0
TOTAL-CITY AND TOWN:	0	5	0	0	0	5	0	0	0	0	0	0
GRAND TOTAL:	157	340	23	0	216	5	25	5	4	16	7	11
<b>CRAWFORD</b>												
CIRCUIT	134	301	8	3	26	0	117	26	0	21	4	0
TOTAL-COURTS OF RECORD:	134	301	8	3	26	0	117	26	0	21	4	0
GRAND TOTAL:	134	301	8	3	26	0	117	26	0	21	4	0
<b>DAVISS</b>												
CIRCUIT	216	0	1	48	0	0	66	125	0	28	0	7
SUPERIOR	261	232	26	0	144	34	0	0	0	0	0	0
TOTAL-COURTS OF RECORD:	477	232	27	48	144	34	66	125	0	28	0	7
GRAND TOTAL:	477	232	27	48	144	34	66	125	0	28	0	7
<b>DEARBORN</b>												
CIRCUIT	35	2	5	1	0	0	71	9	0	156	0	0

- - - CIVIL - - -

CP	CT	SC	RCV	DR	RDR	MH	AD	ES	GU	TR	MI	TOTAL	NAC
82	2	122	91	38	6	0	5	169	154	23	12	1,092	244
0	0	0	0	0	0	0	0	0	0	0	0	18	0
0	0	0	0	0	0	0	0	0	0	0	0	0	0
0	0	0	0	0	0	0	0	0	0	0	0	18	0
82	2	122	91	38	6	0	5	169	154	23	12	1,110	244
202	6	0	5	161	93	0	62	139	211	1	0	1,052	0
310	5	837	2,670	294	147	77	12	288	134	0	6	6,227	0
512	11	837	2,675	455	240	77	74	427	345	1	6	7,279	0
512	11	837	2,675	455	240	77	74	427	345	1	6	7,279	0
226	62	0	106	145	26	111	57	868	687	0	479	2,930	0
139	15	0	69	412	238	54	7	44	96	3	2	1,579	0
306	30	0	356	153	137	0	5	55	142	0	0	1,366	0
1,685	12	1,190	0	0	0	0	0	0	0	0	3	9,751	256
2,356	119	1,190	531	710	401	165	69	967	925	3	484	15,626	256
0	0	0	0	0	0	0	0	0	0	0	0	3	0
0	0	0	0	0	0	0	0	0	0	0	0	822	39
0	0	0	0	0	0	0	0	0	0	0	0	2,904	0
0	0	0	0	0	0	0	0	0	0	0	0	3,729	39
2,356	119	1,190	531	710	401	165	69	967	925	3	484	19,355	295
174	1	2	38	72	50	4	7	108	220	14	2	940	0
113	0	107	245	110	80	0	0	0	0	0	0	1,055	0
287	1	109	283	182	130	4	7	108	220	14	2	1,995	0
287	1	109	283	182	130	4	7	108	220	14	2	1,995	0
88	5	0	56	215	92	14	1	318	478	14	9	1,415	29
57	0	178	534	0	0	0	0	0	0	0	0	1,443	0
145	5	178	590	215	92	14	1	318	478	14	9	2,858	29
0	0	0	0	0	0	0	0	0	0	0	0	10	0
0	0	0	0	0	0	0	0	0	0	0	0	10	0
145	5	178	590	215	92	14	1	318	478	14	9	2,868	29
370	6	5	0	231	19	23	6	169	10	0	2	1,481	0
370	6	5	0	231	19	23	6	169	10	0	2	1,481	0
370	6	5	0	231	19	23	6	169	10	0	2	1,481	0
334	10	0	104	256	6	156	14	143	205	1	141	1,861	0
78	1	334	566	30	0	0	0	0	0	0	0	1,706	0
412	11	334	670	286	6	156	14	143	205	1	141	3,567	0
412	11	334	670	286	6	156	14	143	205	1	141	3,567	0
266	0	0	2	329	53	85	29	296	322	16	129	1,806	0

--- CRIMINAL ---

	CF	CM	RCR	MC	IF	OV	JC	JD	JS	JP	JM	RJ
<b>DEARBORN</b>												
COUNTY	140	407	44	3	386	0	0	0	0	0	0	0
TOTAL-COURTS OF RECORD:	175	409	49	4	386	0	71	9	0	156	0	0
AURORA CITY	0	275	0	0	1,741	0	0	0	0	0	0	0
LAWRENCEBURG CITY	0	50	0	64	53	7	0	0	0	0	0	0
TOTAL-CITY AND TOWN:	0	325	0	64	1,794	7	0	0	0	0	0	0
GRAND TOTAL:	175	734	49	68	2,180	7	71	9	0	156	0	0
<b>DECATUR</b>												
CIRCUIT	120	33	5	2	0	0	33	55	0	46	0	5
COUNTY	71	691	5	0	1,396	0	0	0	0	0	0	0
TOTAL-COURTS OF RECORD:	191	724	10	2	1,396	0	33	55	0	46	0	5
GRAND TOTAL:	191	724	10	2	1,396	0	33	55	0	46	0	5
<b>DEKALB</b>												
CIRCUIT	138	18	7	11	0	0	85	37	10	18	2	59
SUPERIOR	101	801	337	5	828	0	0	4	21	1	0	5
TOTAL-COURTS OF RECORD:	239	819	344	16	828	0	85	41	31	19	2	64
BUTLER CITY	0	0	0	0	7	0	0	0	0	0	0	0
TOTAL-CITY AND TOWN:	0	0	0	0	7	0	0	0	0	0	0	0
GRAND TOTAL:	239	819	344	16	835	0	85	41	31	19	2	64
<b>DELAWARE</b>												
CIRCUIT	63	0	6	0	0	0	0	47	130	225	96	66
SUPERIOR 1	43	0	32	0	0	0	0	0	0	18	0	1
SUPERIOR 2	56	0	0	4	0	0	351	123	143	46	91	74
SUPERIOR 3	242	1,427	212	0	42	7	0	0	0	0	0	0
SUPERIOR 4	159	1,424	247	0	257	4	0	0	0	0	0	0
TOTAL-COURTS OF RECORD:	563	2,851	497	4	299	11	351	170	273	289	187	141
MUNCIE CITY	0	805	0	0	0	19	0	0	0	0	0	0
YORKTOWN TOWN	0	0	0	0	892	0	0	0	0	0	0	0
TOTAL-CITY AND TOWN:	0	805	0	0	892	19	0	0	0	0	0	0
GRAND TOTAL:	563	3,656	497	4	1,191	30	351	170	273	289	187	141
<b>DUBOIS</b>												
CIRCUIT	107	90	30	0	0	0	49	41	3	64	0	4
SUPERIOR	39	336	1	2	218	0	0	0	0	0	0	0
TOTAL-COURTS OF RECORD:	146	426	31	2	218	0	49	41	3	64	0	4
GRAND TOTAL:	146	426	31	2	218	0	49	41	3	64	0	4
<b>ELKHART</b>												
CIRCUIT	148	2	20	0	0	0	99	42	0	123	24	185
SUPERIOR 1	101	0	51	0	0	0	0	0	0	0	0	0
SUPERIOR 2	137	0	20	0	0	0	1	0	0	94	0	250
SUPERIOR 3	180	3	0	0	0	0	0	0	0	0	0	0
COUNTY - ELKHART	480	47	121	0	20	0	0	0	0	0	0	0
COUNTY - GOSHEN	405	736	338	0	2,432	116	0	0	0	0	0	0
TOTAL-COURTS OF RECORD:	1,451	788	550	0	2,452	116	100	42	0	217	24	435
ELKHART CITY	0	2,609	0	0	3,051	1	0	0	0	0	0	0
GOSHEN CITY	0	1,146	188	34	1,330	83	0	0	0	0	0	0
NAPPANEE CITY	0	43	0	0	21	1	0	0	0	0	0	0
TOTAL-CITY AND TOWN:	0	3,798	188	34	4,402	85	0	0	0	0	0	0
GRAND TOTAL:	1,451	4,586	738	34	6,854	201	100	42	0	217	24	435
<b>FAYETTE</b>												
CIRCUIT	63	8	28	2	0	0	16	72	7	47	2	30



- - - CIVIL - - -

CP	CT	SC	RCV	DR	RDR	MH	AD	ES	GU	TR	MI	TOTAL	NAC
156	0	423	158	0	0	0	0	0	0	0	0	1,717	137
422	0	423	160	329	53	85	29	296	322	16	129	3,523	137
0	0	0	0	0	0	0	0	0	0	0	0	2,016	170
0	0	0	0	0	0	0	0	0	0	0	3	177	0
0	0	0	0	0	0	0	0	0	0	0	3	2,193	170
422	0	423	160	329	53	85	29	296	322	16	132	5,716	307
1,011	15	0	5	135	10	7	22	340	285	38	5	2,172	2
14	0	411	123	0	0	0	0	0	0	0	0	2,711	0
1,025	15	411	128	135	10	7	22	340	285	38	5	4,883	2
1,025	15	411	128	135	10	7	22	340	285	38	5	4,883	2
241	21	0	34	148	96	10	9	229	393	13	42	1,621	0
177	11	670	170	305	82	4	6	83	20	3	1	3,635	133
418	32	670	204	453	178	14	15	312	413	16	43	5,256	133
0	0	0	0	0	0	0	0	0	0	0	0	7	0
0	0	0	0	0	0	0	0	0	0	0	0	7	0
418	32	670	204	453	178	14	15	312	413	16	43	5,263	133
1,902	8	0	531	506	610	66	9	621	367	78	61	5,392	0
1,299	4	0	738	569	711	77	3	63	79	1	16	3,654	0
563	1	0	1,521	84	495	0	30	330	174	3	31	4,120	0
346	0	1,791	6,097	716	199	0	0	0	0	0	14	11,093	0
513	0	3,220	1,638	181	118	0	0	0	0	0	6	7,767	0
4,623	13	5,011	10,525	2,056	2,133	143	42	1,014	620	82	128	32,026	0
0	0	0	0	0	0	0	0	0	0	0	0	824	0
0	0	0	0	0	0	0	0	0	0	0	0	892	0
0	0	0	0	0	0	0	0	0	0	0	0	1,716	0
4,623	13	5,011	10,525	2,056	2,133	143	42	1,014	620	82	128	33,742	0
134	28	0	21	94	31	68	22	260	168	1	10	1,225	0
59	6	180	412	55	19	0	0	0	0	0	0	1,327	0
193	34	180	433	149	50	68	22	260	168	1	10	2,552	0
193	34	180	433	149	50	68	22	260	168	1	10	2,552	0
595	43	0	59	608	378	2	9	444	350	5	13	3,149	0
2,085	33	0	675	425	617	0	9	171	302	0	1	4,470	0
1,180	34	0	98	757	70	20	63	629	509	0	50	3,912	0
307	12	0	10	465	53	122	6	161	53	8	0	1,380	0
229	0	549	1,541	0	0	0	0	0	0	0	0	2,987	0
121	10	314	1,206	0	0	0	0	0	0	0	0	5,678	0
4,517	132	863	3,589	2,255	1,118	144	87	1,405	1,214	13	64	21,576	0
971	0	0	0	0	0	0	0	0	0	0	0	6,632	467
47	0	0	11	0	0	0	0	0	0	0	0	2,839	402
0	0	0	0	0	0	0	0	0	0	0	0	65	0
1,018	0	0	11	0	0	0	0	0	0	0	0	9,536	869
5,535	132	863	3,600	2,255	1,118	144	87	1,405	1,214	13	64	31,112	869
126	11	0	42	185	119	3	7	175	184	2	3	1,132	13

- - - CRIMINAL - - -

	CF	CM	RCR	MC	IF	OV	JC	JD	JS	JP	JM	RJ
<b>FAYETTE</b>												
SUPERIOR	55	42	21	0	141	0	0	0	0	0	0	0
TOTAL-COURTS OF RECORD:	118	50	49	2	141	0	16	72	7	47	2	30
GRAND TOTAL:	118	50	49	2	141	0	16	72	7	47	2	30
<b>FLOYD</b>												
CIRCUIT	435	0	5	3	0	0	5	0	0	34	0	0
SUPERIOR	262	2	49	1	0	0	0	0	0	0	0	0
COUNTY	140	3,382	372	38	1,530	23	0	0	0	0	0	0
TOTAL-COURTS OF RECORD:	837	3,384	426	42	1,530	23	5	0	0	34	0	0
GRAND TOTAL:	837	3,384	426	42	1,530	23	5	0	0	34	0	0
<b>FOUNTAIN</b>												
CIRCUIT	59	97	33	0	52	0	4	3	1	13	0	3
TOTAL-COURTS OF RECORD:	59	97	33	0	52	0	4	3	1	13	0	3
ATTICA CITY	0	54	0	0	2,248	0	0	0	0	0	0	0
TOTAL-CITY AND TOWN:	0	54	0	0	2,248	0	0	0	0	0	0	0
GRAND TOTAL:	59	151	33	0	2,300	0	4	3	1	13	0	3
<b>FRANKLIN</b>												
CIRCUIT	135	40	10	0	134	0	9	7	0	17	0	45
TOTAL-COURTS OF RECORD:	135	40	10	0	134	0	9	7	0	17	0	45
GRAND TOTAL:	135	40	10	0	134	0	9	7	0	17	0	45
<b>FULTON</b>												
CIRCUIT	44	0	22	29	0	0	5	0	3	29	6	16
COUNTY	36	471	133	0	355	0	0	0	0	0	0	0
TOTAL-COURTS OF RECORD:	80	471	155	29	355	0	5	0	3	29	6	16
GRAND TOTAL:	80	471	155	29	355	0	5	0	3	29	6	16
<b>GIBSON</b>												
CIRCUIT	130	2	12	1	0	0	41	22	0	8	0	25
SUPERIOR	13	123	28	14	466	0	0	0	0	0	0	0
TOTAL-COURTS OF RECORD:	143	125	40	15	466	0	41	22	0	8	0	25
GRAND TOTAL:	143	125	40	15	466	0	41	22	0	8	0	25
<b>GRANT</b>												
CIRCUIT	38	0	21	0	0	0	0	0	0	0	0	0
SUPERIOR 1	53	9	22	0	0	0	0	0	0	0	0	0
SUPERIOR 2	49	8	10	1	0	0	95	92	13	264	38	353
COUNTY	256	394	68	2	72	0	0	0	0	0	0	0
TOTAL-COURTS OF RECORD:	396	411	121	3	72	0	95	92	13	264	38	353
GAS CITY	0	201	5	0	264	0	0	0	0	0	0	0
MARION CITY	0	137	0	0	61	77	0	0	0	0	0	0
TOTAL-CITY AND TOWN:	0	338	5	0	325	77	0	0	0	0	0	0
GRAND TOTAL:	396	749	126	3	397	77	95	92	13	264	38	353
<b>GREENE</b>												
CIRCUIT	66	1	13	0	0	0	52	17	0	22	0	0
SUPERIOR	92	210	12	10	977	0	0	0	0	0	0	0
UPGRADED 1-1-89												
TOTAL-COURTS OF RECORD:	158	211	25	10	977	0	52	17	0	22	0	0
GRAND TOTAL:	158	211	25	10	977	0	52	17	0	22	0	0
<b>HAMILTON</b>												
CIRCUIT	63	1	22	110	1	0	46	210	11	130	1	0

- - - CIVIL - - -

CP	CT	SC	RCV	DR	RDR	MH	AD	ES	GU	TR	MI	TOTAL	NAC
40	0	95	35	19	1	0	0	0	0	0	3	452	165
166	11	95	77	204	120	3	7	175	184	2	6	1,584	178
166	11	95	77	204	120	3	7	175	184	2	6	1,584	178
2,284	4	0	0	1,380	38	0	14	717	414	3	43	5,379	0
420	50	0	11	516	221	15	3	94	60	0	15	1,719	13
374	0	825	296	0	0	0	0	0	0	0	0	6,980	0
3,078	54	825	307	1,896	259	15	17	811	474	3	58	14,078	13
3,078	54	825	307	1,896	259	15	17	811	474	3	58	14,078	13
94	22	48	43	49	42	0	6	124	110	25	2	830	0
94	22	48	43	49	42	0	6	124	110	25	2	830	0
0	0	0	0	0	0	0	0	0	0	0	0	2,302	1
0	0	0	0	0	0	0	0	0	0	0	0	2,302	1
94	22	48	43	49	42	0	6	124	110	25	2	3,132	1
406	0	31	0	71	0	0	4	118	130	28	0	1,185	0
406	0	31	0	71	0	0	4	118	130	28	0	1,185	0
406	0	31	0	71	0	0	4	118	130	28	0	1,185	0
179	3	0	118	48	170	10	2	239	130	4	14	1,059	0
5	0	69	580	0	0	0	0	0	0	0	0	1,649	0
184	3	69	698	48	170	10	2	239	130	4	14	2,708	0
184	3	69	698	48	170	10	2	239	130	4	14	2,708	0
86	11	0	37	130	65	4	10	154	93	5	7	843	0
79	2	148	178	54	14	0	0	0	0	0	0	1,119	0
165	13	148	215	184	79	4	10	154	93	5	7	1,962	0
165	13	148	215	184	79	4	10	154	93	5	7	1,962	0
255	10	0	15	262	28	44	27	252	437	62	6	1,457	0
287	0	0	186	165	52	3	0	9	12	0	6	804	0
141	9	0	15	172	156	3	7	31	171	1	4	1,633	0
93	0	1,681	310	0	0	1	0	0	0	0	36	2,913	0
776	19	1,681	526	599	236	51	34	292	620	63	52	6,807	0
0	0	0	0	0	0	0	0	0	0	0	0	470	0
0	0	0	0	0	0	0	0	0	0	0	0	275	0
0	0	0	0	0	0	0	0	0	0	0	0	745	0
776	19	1,681	526	599	236	51	34	292	620	63	52	7,552	0
190	2	0	28	60	60	2	20	231	176	2	5	947	0
83	3	109	112	42	1	3	0	0	0	0	0	1,654	119
273	5	109	140	102	61	5	20	231	176	2	5	2,601	119
273	5	109	140	102	61	5	20	231	176	2	5	2,601	119
368	84	0	89	99	87	97	19	176	367	15	35	2,031	0

- - - CRIMINAL - - -

	CF	CM	RCR	MC	IF	OV	JC	JD	JS	JP	JM	RJ
<b>HAMILTON</b>												
SUPERIOR 1	122	12	72	53	0	0	0	0	0	7	1	1
SUPERIOR 2	47	1	41	25	0	0	0	2	0	9	1	6
SUPERIOR 3	79	6	4	15	0	0	3	1	0	5	0	0
COUNTY	483	225	65	1,848	2,264	1,553	0	0	0	0	0	0
TOTAL-COURTS OF RECORD:	794	245	204	2,051	2,265	1,553	49	213	11	151	3	7
CARMEL CITY	0	114	1	0	986	69	0	0	0	0	0	0
NOBLESVILLE CITY	0	699	0	0	260	2,273	0	0	0	0	0	0
TOTAL-CITY AND TOWN:	0	813	1	0	1,246	2,342	0	0	0	0	0	0
GRAND TOTAL:	794	1,058	205	2,051	3,511	3,895	49	213	11	151	3	7
<b>HANCOCK</b>												
CIRCUIT	39	0	0	1	0	0	1	6	0	118	0	3
SUPERIOR	10	1	21	0	0	0	1	11	0	3	0	4
COUNTY	300	3,485	0	3	700	0	0	0	0	0	0	0
TOTAL-COURTS OF RECORD:	349	3,486	21	4	700	0	2	17	0	121	0	7
GRAND TOTAL:	349	3,486	21	4	700	0	2	17	0	121	0	7
<b>HARRISON</b>												
CIRCUIT	132	3	43	8	0	0	21	134	0	79	2	18
COUNTY	134	638	35	0	799	0	0	0	0	0	0	0
TOTAL-COURTS OF RECORD:	266	641	78	8	799	0	21	134	0	79	2	18
GRAND TOTAL:	266	641	78	8	799	0	21	134	0	79	2	18
<b>HENDRICKS</b>												
CIRCUIT	364	28	35	1	0	0	41	474	0	79	154	32
SUPERIOR 1	235	0	9	0	0	0	0	0	0	0	0	0
SUPERIOR 2	279	1,304	40	1	4,904	72	0	0	0	0	0	0
TOTAL-COURTS OF RECORD:	878	1,332	84	2	4,904	72	41	474	0	79	154	32
PLAINFIELD TOWN	0	18	0	0	380	0	0	0	0	0	0	0
EFFECTIVE 9/1/89												
TOTAL-CITY AND TOWN:	0	18	0	0	380	0	0	0	0	0	0	0
GRAND TOTAL:	878	1,350	84	2	5,284	72	41	474	0	79	154	32
<b>HENRY</b>												
CIRCUIT	127	0	0	2	0	0	5	50	0	113	0	0
SUPERIOR	125	0	47	2	0	0	42	60	0	198	1	30
COUNTY	165	744	3	1	115	0	0	0	0	0	0	0
TOTAL-COURTS OF RECORD:	417	744	50	5	115	0	47	110	0	311	1	30
KNIGHTSTOWN TOWN	0	9	0	0	418	0	0	0	0	0	0	0
TOTAL-CITY AND TOWN:	0	9	0	0	418	0	0	0	0	0	0	0
GRAND TOTAL:	417	753	50	5	533	0	47	110	0	311	1	30
<b>HOWARD</b>												
CIRCUIT	75	11	0	0	0	0	73	305	22	510	1	11
SUPERIOR 1	175	0	15	0	0	0	0	1	0	3	0	0
SUPERIOR 2	172	83	18	0	0	0	0	0	0	0	0	0
COUNTY	365	2,478	129	0	4,067	0	0	0	0	0	0	0
TOTAL-COURTS OF RECORD:	787	2,572	162	0	4,067	0	73	306	22	513	1	11
GRAND TOTAL:	787	2,572	162	0	4,067	0	73	306	22	513	1	11
<b>HUNTINGTON</b>												
CIRCUIT	4	0	27	0	0	0	0	95	11	57	1	10

- - - CIVIL - - -

CP	CT	SC	RCV	DR	RDR	MH	AD	ES	GU	TR	MI	TOTAL	NAC
519	33	0	320	387	359	6	27	311	292	21	88	2,631	0
146	51	0	92	60	159	4	7	84	99	1	9	844	0
259	70	0	6	212	1	4	2	47	23	0	13	750	0
256	0	1,520	2,876	0	0	0	0	0	0	0	0	11,090	0
1,548	238	1,520	3,383	758	606	111	55	618	781	37	145	17,346	0
0	0	0	0	0	0	0	0	0	0	0	0	1,170	0
0	0	0	0	0	0	0	0	0	0	0	0	3,232	0
0	0	0	0	0	0	0	0	0	0	0	0	4,402	0
1,548	238	1,520	3,383	758	606	111	55	618	781	37	145	21,748	0
660	137	0	22	150	108	2	11	183	170	2	3	1,616	0
186	86	0	24	79	59	0	3	132	134	1	0	755	0
89	0	1,108	2,411	0	0	0	0	0	0	0	0	8,096	0
935	223	1,108	2,457	229	167	2	14	315	304	3	3	10,467	0
935	223	1,108	2,457	229	167	2	14	315	304	3	3	10,467	0
282	20	0	74	353	155	2	28	361	241	12	5	1,973	0
16	0	0	3	0	0	0	0	0	0	0	0	1,625	735
298	20	0	77	353	155	2	28	361	241	12	5	3,598	735
298	20	0	77	353	155	2	28	361	241	12	5	3,598	735
101	5	0	20	76	34	0	0	0	0	0	30	1,474	0
521	0	0	12	395	99	23	31	245	448	27	16	2,061	0
0	125	222	949	19	40	0	0	0	0	0	13	7,968	0
622	130	222	981	490	173	23	31	245	448	27	59	11,503	0
0	0	0	0	0	0	0	0	0	0	0	0	398	0
0	0	0	0	0	0	0	0	0	0	0	0	398	0
622	130	222	981	490	173	23	31	245	448	27	59	11,901	0
680	79	0	152	308	153	110	83	208	195	11	6	2,282	0
208	11	0	145	253	103	3	14	127	135	10	4	1,518	0
37	0	253	344	0	0	0	0	0	0	0	0	1,662	107
925	90	253	641	561	256	113	97	335	330	21	10	5,462	107
0	0	0	0	0	0	0	0	0	0	0	0	427	80
0	0	0	0	0	0	0	0	0	0	0	0	427	80
925	90	253	641	561	256	113	97	335	330	21	10	5,889	187
138	3	0	19	223	18	0	42	181	94	0	18	1,742	0
308	17	0	154	414	177	103	2	226	275	2	47	1,919	0
849	0	0	798	1,087	1,228	161	0	260	155	0	0	4,811	0
120	0	2,329	0	0	0	0	0	0	0	0	0	9,488	0
1,415	20	2,329	971	1,724	1,423	264	44	667	524	2	65	17,960	0
1,415	20	2,329	971	1,724	1,423	264	44	667	524	2	65	17,960	0
514	22	0	11	776	11	0	28	310	359	0	204	2,440	0

- - - CRIMINAL - - -

	CF	CM	RCR	MC	IF	OV	JC	JD	JS	JP	JM	RJ
<b>HUNTINGTON</b>												
SUPERIOR	83	205	5	0	877	0	0	0	0	0	0	0
TOTAL-COURTS OF RECORD:	87	205	32	0	877	0	0	95	11	57	1	10
ROANOKE TOWN	0	0	0	0	79	0	0	0	0	0	0	0
TOTAL-CITY AND TOWN:	0	0	0	0	79	0	0	0	0	0	0	0
GRAND TOTAL:	87	205	32	0	956	0	0	95	11	57	1	10
<b>JACKSON</b>												
CIRCUIT	184	0	17	0	0	0	103	167	1	96	29	11
SUPERIOR	0	391	130	0	4,999	0	0	0	0	0	0	0
TOTAL-COURTS OF RECORD:	184	391	147	0	4,999	0	103	167	1	96	29	11
GRAND TOTAL:	184	391	147	0	4,999	0	103	167	1	96	29	11
<b>JASPER</b>												
CIRCUIT	47	2	3	3	0	0	19	57	3	64	3	0
SUPERIOR	152	3,198	198	47	109	0	1	0	0	0	0	0
TOTAL-COURTS OF RECORD:	199	3,200	201	50	109	0	20	57	3	64	3	0
DEMOTTE TOWN	0	8	0	0	64	0	0	0	0	0	0	0
WHEATFIELD TOWN	0	0	0	0	0	0	0	0	0	0	0	0
TOTAL-CITY AND TOWN:	0	8	0	0	64	0	0	0	0	0	0	0
GRAND TOTAL:	199	3,208	201	50	173	0	20	57	3	64	3	0
<b>JAY</b>												
CIRCUIT	15	6	0	0	0	0	27	32	0	24	0	1
SUPERIOR	79	186	11	0	12	0	0	0	0	0	0	0
UPGRADED 1-1-89												
TOTAL-COURTS OF RECORD:	94	192	11	0	12	0	27	32	0	24	0	1
DUNKIRK CITY	0	4	0	0	40	0	0	0	0	0	0	0
PORTLAND CITY	0	31	0	0	68	5	0	0	0	0	0	0
TOTAL-CITY AND TOWN:	0	35	0	0	108	5	0	0	0	0	0	0
GRAND TOTAL:	94	227	11	0	120	5	27	32	0	24	0	1
<b>JEFFERSON</b>												
CIRCUIT	116	0	16	0	0	0	1	1	0	35	0	0
COUNTY	97	234	0	0	46	15	0	0	0	0	0	0
TOTAL-COURTS OF RECORD:	213	234	16	0	46	15	1	1	0	35	0	0
GRAND TOTAL:	213	234	16	0	46	15	1	1	0	35	0	0
<b>JENNINGS</b>												
CIRCUIT	90	14	14	2	0	0	24	37	0	3	9	10
TOTAL-COURTS OF RECORD:	90	14	14	2	0	0	24	37	0	3	9	10
NORTH VERNON CITY	0	6	0	0	0	0	0	0	0	0	0	0
TOTAL-CITY AND TOWN:	0	6	0	0	0	0	0	0	0	0	0	0
GRAND TOTAL:	90	20	14	2	0	0	24	37	0	3	9	10
<b>JOHNSON</b>												
CIRCUIT	122	7	0	0	0	0	103	0	0	0	0	0
SUPERIOR 1	224	300	16	2	1	0	6	0	0	2	0	0
SUPERIOR 2	435	1,945	0	1	13	0	4	0	0	14	1	0
TOTAL-COURTS OF RECORD:	781	2,252	16	3	14	0	113	0	0	16	1	0
FRANKLIN CITY	0	587	0	0	1,225	0	0	0	0	0	0	0
GREENWOOD CITY	0	404	0	0	695	1	0	0	0	0	0	0
NEW WHITELAND TOWN	0	1,015	0	0	829	92	0	0	0	0	0	0

- - - CIVIL - - -

CP	CT	SC	RCV	DR	RDR	MH	AD	ES	GU	TR	MI	TOTAL	NAC
11	0	147	112	7	0	0	0	0	0	0	1	1,448	255
525	22	147	123	783	11	0	28	310	359	0	205	3,888	255
0	0	0	0	0	0	0	0	0	0	0	0	79	0
0	0	0	0	0	0	0	0	0	0	0	0	79	0
525	22	147	123	783	11	0	28	310	359	0	205	3,967	255
490	33	0	100	283	44	22	31	297	257	14	57	2,236	0
117	14	242	185	67	10	0	0	0	0	0	3	6,158	1,608
607	47	242	285	350	54	22	31	297	257	14	60	8,394	1,608
607	47	242	285	350	54	22	31	297	257	14	60	8,394	1,608
754	61	0	124	100	83	37	32	700	287	30	17	2,426	0
1,613	70	666	768	165	90	0	5	59	58	0	0	7,199	2
2,367	131	666	892	265	173	37	37	759	345	30	17	9,625	2
0	0	0	0	0	0	0	0	0	0	0	0	72	0
0	0	0	0	0	0	0	0	0	0	0	0	0	0
0	0	0	0	0	0	0	0	0	0	0	0	72	0
2,367	131	666	892	265	173	37	37	759	345	30	17	9,697	2
120	2	0	78	115	1	0	4	56	62	0	0	543	0
32	3	457	1,561	53	5	0	0	0	0	0	4	2,403	0
152	5	457	1,639	168	6	0	4	56	62	0	4	2,946	0
0	0	0	0	0	0	0	0	0	0	0	0	44	0
0	0	0	0	0	0	0	0	0	0	0	0	104	0
0	0	0	0	0	0	0	0	0	0	0	0	148	0
152	5	457	1,639	168	6	0	4	56	62	0	4	3,094	0
250	29	0	18	241	317	82	18	348	470	19	11	1,972	0
39	0	143	55	0	0	0	0	0	0	0	0	629	0
289	29	143	73	241	317	82	18	348	470	19	11	2,601	0
289	29	143	73	241	317	82	18	348	470	19	11	2,601	0
376	13	72	155	153	104	10	30	304	366	0	18	1,804	0
376	13	72	155	153	104	10	30	304	366	0	18	1,804	0
0	0	0	0	0	0	0	0	0	0	0	0	6	0
0	0	0	0	0	0	0	0	0	0	0	0	6	0
376	13	72	155	153	104	10	30	304	366	0	18	1,810	0
2,102	216	0	50	596	197	5	56	466	243	1	73	4,237	0
319	115	0	25	335	43	15	4	312	160	7	2	1,888	0
109	22	746	271	531	102	2	2	88	97	0	5	4,388	0
2,530	353	746	346	1,462	342	22	62	866	500	8	80	10,513	0
0	0	0	0	0	0	0	0	0	0	0	0	1,812	1,398
0	0	0	0	0	0	0	0	0	0	0	0	1,100	141
0	0	0	0	0	0	0	0	0	0	0	0	1,936	0

- - - CRIMINAL - - -

	CF	CM	RCR	MC	IF	OV	JC	JD	JS	JP	JM	RJ
<b>JOHNSON</b>												
TOTAL-CITY AND TOWN:	0	2,006	0	0	2,749	93	0	0	0	0	0	0
GRAND TOTAL:	781	4,258	16	3	2,763	93	113	0	0	16	1	0
<b>KNOX</b>												
CIRCUIT	97	0	9	0	0	0	0	0	0	0	0	0
SUPERIOR 1	133	2	36	0	0	0	70	184	0	151	0	0
SUPERIOR 2	508	2,370	0	0	1,893	0	0	0	0	0	0	0
TOTAL-COURTS OF RECORD:	738	2,372	45	0	1,893	0	70	184	0	151	0	0
BICKNELL CITY	0	0	0	0	2	0	0	0	0	0	0	0
TOTAL-CITY AND TOWN:	0	0	0	0	2	0	0	0	0	0	0	0
GRAND TOTAL:	738	2,372	45	0	1,895	0	70	184	0	151	0	0
<b>KOSCIUSKO</b>												
CIRCUIT	22	0	7	1	0	0	0	0	0	0	0	0
SUPERIOR	60	0	9	0	0	0	2	8	0	68	0	1
COUNTY	24	4,058	4	0	3,172	0	0	0	0	0	0	0
TOTAL-COURTS OF RECORD:	106	4,058	20	1	3,172	0	2	8	0	68	0	1
GRAND TOTAL:	106	4,058	20	1	3,172	0	2	8	0	68	0	1
<b>LAGRANGE</b>												
CIRCUIT	134	22	30	24	0	0	69	173	0	61	0	36
SUPERIOR	263	527	0	0	472	6	0	0	0	0	0	0
TOTAL-COURTS OF RECORD:	397	549	30	24	472	6	69	173	0	61	0	36
GRAND TOTAL:	397	549	30	24	472	6	69	173	0	61	0	36
<b>LAKE</b>												
CIRCUIT	0	0	0	0	0	0	0	0	0	0	0	0
SUPERIOR, CIV. 1	0	0	0	0	0	0	0	0	0	0	0	0
SUPERIOR, CIV. 2	0	0	0	0	0	0	0	0	0	0	0	0
SUPERIOR, CIV. 3	1	0	0	0	0	0	0	0	0	1	0	0
SUPERIOR, CIV. 4	0	0	0	0	0	0	0	0	0	0	0	0
SUPERIOR, CIV. 5	0	0	0	0	0	0	0	0	0	2	0	1
SUPERIOR, JUV. DIV.	0	0	0	0	0	0	1,609	3,082	203	3,037	376	147
SUPERIOR, CRIM. 1	207	0	77	4	0	0	0	0	0	0	0	0
SUPERIOR, CRIM. 2	181	0	85	1	0	0	0	0	0	0	0	0
SUPERIOR, CRIM. 3	269	2	100	2	0	0	0	0	0	0	0	0
SUPERIOR, CRIM. 4	512	0	62	0	0	0	0	0	0	0	0	0
SUPERIOR 7	789	4,176	277	0	10,187	2,718	0	0	0	0	0	0
UPGRADED 1-1-89												
SUPERIOR 8	229	843	0	0	427	41	0	0	0	0	0	0
UPGRADED 1-1-89												
SUPERIOR 9	751	4,021	1,078	0	6,068	464	0	0	0	0	0	0
UPGRADED 1-1-89												
TOTAL-COURTS OF RECORD:	2,939	9,042	1,679	7	16,682	3,223	1,609	3,082	203	3,040	376	148
CROWN POINT CITY	0	238	0	0	161	190	0	0	0	0	0	0
EAST CHICAGO CITY	0	0	0	802	0	0	0	0	0	0	0	0
GARY CITY	0	4,392	0	0	12,612	3,333	0	0	0	0	0	0
HAMMOND CITY	0	1,586	0	0	2,422	4,862	0	0	0	0	0	0
HOBART CITY	0	1,543	7	0	1,095	5	0	0	0	0	0	0
LAKE STATION CITY	0	987	1	0	1,642	24	0	0	0	0	0	0
WHITING CITY	0	108	0	0	3	0	0	0	0	0	0	0
TOTAL-CITY AND TOWN:	0	8,854	8	802	17,935	8,414	0	0	0	0	0	0



- - - CIVIL - - -

CP	CT	SC	RCV	DR	RDR	MH	AD	ES	GU	TR	MI	TOTAL	NAC
0	0	0	0	0	0	0	0	0	0	0	0	4,848	1,539
2,530	353	746	346	1,462	342	22	62	866	500	8	80	15,361	1,539
980	0	0	89	227	16	4	44	1,031	540	0	30	3,067	0
423	6	0	142	206	300	13	0	0	0	0	0	1,666	0
108	0	1,608	1,049	51	0	0	0	0	0	0	0	7,587	419
1,511	6	1,608	1,280	484	316	17	44	1,031	540	0	30	12,320	419
0	0	0	0	0	0	0	0	0	0	0	0	2	0
0	0	0	0	0	0	0	0	0	0	0	0	2	0
1,511	6	1,608	1,280	484	316	17	44	1,031	540	0	30	12,322	419
205	39	0	13	187	37	27	2	166	66	3	17	792	0
22	23	0	329	0	16	0	0	175	5	0	22	749	0
44	0	62	528	0	0	0	0	0	0	0	0	7,892	211
271	62	62	870	187	53	27	11	341	71	3	39	9,433	211
271	62	62	870	187	53	27	11	341	71	3	39	9,433	211
364	3	0	49	283	328	76	23	333	207	23	4	2,242	0
55	9	348	399	51	0	0	0	0	0	0	0	2,130	0
419	12	348	448	334	328	76	23	333	207	23	4	4,372	0
419	12	348	448	334	328	76	23	333	207	23	4	4,372	0
7,768	272	0	18,532	1,026	2,632	293	46	895	599	16	399	32,478	0
3,982	35	0	285	617	153	0	183	1,133	332	0	109	6,829	0
61	138	0	1,761	603	87	42	32	1,813	1,554	1	58	6,150	0
151	175	5	522	525	459	0	70	1,404	2,480	3	246	5,740	0
388	29	0	1,899	180	920	178	9	0	0	0	29	3,632	0
850	69	0	518	547	357	4	6	1	0	0	25	2,380	0
0	0	0	0	0	0	0	0	0	0	0	0	8,454	0
0	0	0	0	0	0	0	0	0	0	0	0	288	0
0	0	0	0	0	0	0	0	0	0	0	0	267	0
0	0	0	0	0	0	0	0	0	0	0	0	373	0
0	0	0	0	0	0	0	0	0	0	0	0	574	1
291	18	1,270	3,203	0	0	0	0	0	0	0	109	23,038	147
147	27	141	949	0	0	0	0	0	0	0	0	2,804	0
547	0	2,784	9,227	0	0	0	0	0	0	0	0	24,940	0
13,883	763	4,200	36,896	3,498	4,608	517	346	5,246	4,965	20	975	117,947	148
358	0	0	0	0	0	0	0	0	0	0	0	947	449
1,947	0	0	26	0	0	0	0	0	0	0	0	2,775	0
0	10,091	0	0	0	0	0	0	0	0	0	0	30,428	0
4,039	0	0	0	0	0	0	0	0	0	0	0	12,909	0
0	0	0	0	0	0	0	0	0	0	0	0	2,650	0
0	0	0	0	0	0	0	0	0	0	0	0	2,654	0
0	0	0	0	0	0	0	0	0	0	0	0	111	2
6,344	10,091	0	26	0	0	0	0	0	0	0	0	52,474	451









- - - CRIMINAL - - -

	CF	CM	RCR	MC	IF	OV	JC	JD	JS	JP	JM	RJ
<b>MONROE</b>												
SUPERIOR 4	105	2,260	388	0	1,328	0	0	0	0	0	0	0
SUPERIOR 5	0	10	0	0	0	483	0	0	0	0	0	0
TOTAL-COURTS OF RECORD:	419	2,291	569	0	1,328	483	12	69	0	68	2	0
GRAND TOTAL:	419	2,291	569	0	1,328	483	12	69	0	68	2	0
<b>MONTGOMERY</b>												
CIRCUIT	131	20	11	5	0	0	74	89	0	153	16	7
COUNTY	17	403	17	0	421	0	0	0	0	0	0	0
TOTAL-COURTS OF RECORD:	148	423	28	5	421	0	74	89	0	153	16	7
CRAWFORDSVILLE CITY	0	0	0	0	0	0	0	0	0	0	0	0
TOTAL-CITY AND TOWN:	0	0	0	0	0	0	0	0	0	0	0	0
GRAND TOTAL:	148	423	28	5	421	0	74	89	0	153	16	7
<b>MORGAN</b>												
CIRCUIT	104	3	51	20	1	0	76	29	46	57	23	4
SUPERIOR	88	163	120	9	0	0	0	0	0	0	0	0
COUNTY	69	301	71	0	6	0	0	0	0	0	0	0
TOTAL-COURTS OF RECORD:	261	467	242	29	7	0	76	29	46	57	23	4
MARTINSVILLE CITY	0	41	0	0	406	0	0	0	0	0	0	0
MOORESVILLE TOWN	0	20	0	0	173	0	0	0	0	0	0	0
TOTAL-CITY AND TOWN:	0	61	0	0	579	0	0	0	0	0	0	0
GRAND TOTAL:	261	528	242	29	586	0	76	29	46	57	23	4
<b>NEWTON</b>												
CIRCUIT	8	4	0	0	0	0	54	123	0	34	0	0
SUPERIOR	176	94	0	0	1,500	188	0	0	0	0	0	0
TOTAL-COURTS OF RECORD:	184	98	0	0	1,500	188	54	123	0	34	0	0
GRAND TOTAL:	184	98	0	0	1,500	188	54	123	0	34	0	0
<b>NOBLE</b>												
CIRCUIT	57	2	46	0	0	0	14	28	0	8	0	15
SUPERIOR	3	0	16	0	0	0	17	11	0	29	0	20
COUNTY	315	205	201	3	126	81	0	0	0	0	0	0
TOTAL-COURTS OF RECORD:	375	207	263	3	126	81	31	39	0	37	0	35
CROMWELL TOWN	0	0	0	0	0	0	0	0	0	0	0	0
TOTAL-CITY AND TOWN:	0	0	0	0	0	0	0	0	0	0	0	0
GRAND TOTAL:	375	207	263	3	126	81	31	39	0	37	0	35
<b>OHIO</b>												
CIRCUIT	7	1	1	0	0	0	3	5	0	3	0	0
SUPERIOR	18	119	25	1	71	0	0	0	0	0	0	0
TOTAL-COURTS OF RECORD:	25	120	26	1	71	0	3	5	0	3	0	0
GRAND TOTAL:	25	120	26	1	71	0	3	5	0	3	0	0
<b>ORANGE</b>												
CIRCUIT	175	3	0	0	0	0	5	50	0	21	0	14
COUNTY	0	206	0	0	194	1	0	0	0	0	0	0
TOTAL-COURTS OF RECORD:	175	209	0	0	194	1	5	50	0	21	0	14
GRAND TOTAL:	175	209	0	0	194	1	5	50	0	21	0	14
<b>OWEN</b>												
CIRCUIT	77	144	176	12	665	0	20	14	0	16	1	38

- - - CIVIL - - -

CP	CT	SC	RCV	DR	RDR	MH	AD	ES	GU	TR	MI	TOTAL	NAC
0	1	0	1	2	2	0	0	0	0	0	0	4,087	1,936
161	9	1,484	2,385	40	21	0	0	0	0	0	0	4,593	2,724
674	79	1,544	2,553	366	237	3	18	414	316	19	0	11,464	4,788
674	79	1,544	2,553	366	237	3	18	414	316	19	0	11,464	4,788
516	6	0	1	216	21	30	18	264	138	67	40	1,823	0
30	0	132	30	0	0	0	0	0	0	0	0	1,050	186
546	6	132	31	216	21	30	18	264	138	67	40	2,873	186
0	0	0	0	0	0	0	0	0	0	0	0	0	0
0	0	0	0	0	0	0	0	0	0	0	0	0	0
546	6	132	31	216	21	30	18	264	138	67	40	2,873	186
245	28	0	103	40	89	24	7	60	100	12	10	1,132	0
287	0	0	57	295	322	5	1	247	232	0	8	1,834	0
31	0	312	581	0	0	0	0	0	0	0	0	1,371	0
563	28	312	741	335	411	29	8	307	332	12	18	4,337	0
0	0	0	0	0	0	0	0	0	0	0	0	447	0
0	0	0	0	0	0	0	0	0	0	0	0	193	0
0	0	0	0	0	0	0	0	0	0	0	0	640	0
563	28	312	741	335	411	29	8	307	332	12	18	4,977	0
478	127	274	14	165	5	0	4	218	306	0	4	1,818	0
610	87	279	154	53	0	0	0	17	23	0	1	2,806	0
1,088	214	553	168	218	5	0	4	235	329	0	5	4,624	0
1,088	214	553	168	218	5	0	4	235	329	0	5	4,624	0
358	25	0	40	195	147	10	49	226	209	20	2	1,451	0
280	42	0	24	81	170	0	3	24	39	0	0	759	0
25	0	400	277	0	6	0	0	0	0	0	0	1,639	0
663	67	400	341	276	323	10	52	250	248	20	2	3,849	0
0	0	0	0	0	0	0	0	0	0	0	0	0	0
0	0	0	0	0	0	0	0	0	0	0	0	0	0
663	67	400	341	276	323	10	52	250	248	20	2	3,849	0
84	0	0	20	58	21	0	4	34	63	0	1	305	0
31	0	18	12	29	3	0	0	0	0	0	0	327	0
115	0	18	32	87	24	0	4	34	63	0	1	632	0
115	0	18	32	87	24	0	4	34	63	0	1	632	0
163	4	0	29	64	40	18	4	224	190	0	0	1,004	0
61	0	175	312	0	0	0	0	0	0	0	0	949	5
224	4	175	341	64	40	18	4	224	190	0	0	1,953	5
224	4	175	341	64	40	18	4	224	190	0	0	1,953	5
227	3	175	192	98	131	12	6	140	117	4	8	2,276	77

--- CRIMINAL ---

	CF	CM	RCR	MC	IF	OV	JC	JD	JS	JP	JM	RJ
<b>OWEN</b>												
TOTAL-COURTS OF RECORD:	77	144	176	12	665	0	20	14	0	16	1	38
GRAND TOTAL:	77	144	176	12	665	0	20	14	0	16	1	38
<b>PARKE</b>												
CIRCUIT	138	509	0	5	750	0	19	47	0	41	0	0
TOTAL-COURTS OF RECORD:	138	509	0	5	750	0	19	47	0	41	0	0
GRAND TOTAL:	138	509	0	5	750	0	19	47	0	41	0	0
<b>PERRY</b>												
CIRCUIT	146	222	23	0	250	0	9	5	0	31	28	1
TOTAL-COURTS OF RECORD:	146	222	23	0	250	0	9	5	0	31	28	1
TELL CITY CITY	0	0	0	0	0	0	0	0	0	0	0	0
NOT REPORTING												
TOTAL-CITY AND TOWN:	0	0	0	0	0	0	0	0	0	0	0	0
GRAND TOTAL:	146	222	23	0	250	0	9	5	0	31	28	1
<b>PIKE</b>												
CIRCUIT	85	126	60	5	73	0	37	19	5	15	12	13
TOTAL-COURTS OF RECORD:	85	126	60	5	73	0	37	19	5	15	12	13
GRAND TOTAL:	85	126	60	5	73	0	37	19	5	15	12	13
<b>PORTER</b>												
CIRCUIT, SUP 1 & 2	284	15	0	0	0	0	116	556	0	85	4	0
SUPERIOR 3	27	671	45	0	255	41	0	0	0	0	0	0
SUPERIOR 4	115	911	277	0	6,206	168	0	0	0	0	0	0
TOTAL-COURTS OF RECORD:	426	1,597	322	0	6,461	209	116	556	0	85	4	0
CHESTERTON TOWN	0	0	0	24	88	4	0	0	0	0	0	0
TOTAL-CITY AND TOWN:	0	0	0	24	88	4	0	0	0	0	0	0
GRAND TOTAL:	426	1,597	322	24	6,549	213	116	556	0	85	4	0
<b>POSEY</b>												
CIRCUIT	19	0	3	0	0	0	7	21	0	15	1	5
COUNTY	14	339	26	0	124	0	0	0	0	0	0	0
TOTAL-COURTS OF RECORD:	33	339	29	0	124	0	7	21	0	15	1	5
GRAND TOTAL:	33	339	29	0	124	0	7	21	0	15	1	5
<b>PULASKI</b>												
CIRCUIT	50	0	4	0	0	0	14	31	3	50	0	13
COUNTY	71	182	31	0	66	0	0	0	0	0	0	0
TOTAL-COURTS OF RECORD:	121	182	35	0	66	0	14	31	3	50	0	13
GRAND TOTAL:	121	182	35	0	66	0	14	31	3	50	0	13
<b>PUTNAM</b>												
CIRCUIT	30	0	11	0	0	0	2	14	6	14	0	6
COUNTY	61	181	37	1	223	0	0	0	0	0	0	0
TOTAL-COURTS OF RECORD:	91	181	48	1	223	0	2	14	6	14	0	6
GRAND TOTAL:	91	181	48	1	223	0	2	14	6	14	0	6
<b>RANDOLPH</b>												
CIRCUIT	15	4	18	3	0	0	16	10	0	29	28	27
SUPERIOR	64	155	9	0	1	0	0	0	0	0	0	0



CASES PENDING ON DECEMBER 31, 1989

119

- - - CIVIL - - -

CP	CT	SC	RCV	DR	RDR	MH	AD	ES	GU	TR	MI	TOTAL	NAC
227	3	175	192	98	131	12	6	140	117	4	8	2,276	77
227	3	175	192	98	131	12	6	140	117	4	8	2,276	77
854	0	440	0	269	0	75	23	440	336	26	6	3,978	17
854	0	440	0	269	0	75	23	440	336	26	6	3,978	17
854	0	440	0	269	0	75	23	440	336	26	6	3,978	17
34	1	149	60	71	101	3	6	226	221	0	0	1,587	9
34	1	149	60	71	101	3	6	226	221	0	0	1,587	9
0	0	0	0	0	0	0	0	0	0	0	0	0	0
0	0	0	0	0	0	0	0	0	0	0	0	0	0
34	1	149	60	71	101	3	6	226	221	0	0	1,587	9
157	9	129	118	116	152	14	6	65	66	5	0	1,287	0
157	9	129	118	116	152	14	6	65	66	5	0	1,287	0
157	9	129	118	116	152	14	6	65	66	5	0	1,287	0
4,474	430	0	2,552	1,200	577	22	82	1,884	1,311	0	169	13,761	0
87	0	51	164	18	4	0	0	0	0	0	5	1,368	0
203	0	2,425	1,157	0	0	0	0	0	0	0	0	11,462	0
4,764	430	2,476	3,873	1,218	581	22	82	1,884	1,311	0	174	26,591	0
0	0	0	0	0	0	0	0	0	0	0	0	116	0
0	0	0	0	0	0	0	0	0	0	0	0	116	0
4,764	430	2,476	3,873	1,218	581	22	82	1,884	1,311	0	174	26,707	0
57	11	0	9	99	21	3	9	84	26	0	2	392	0
12	0	10	8	0	0	0	0	0	0	0	0	533	46
69	11	10	17	99	21	3	9	84	26	0	2	925	46
69	11	10	17	99	21	3	9	84	26	0	2	925	46
141	6	0	43	39	39	29	2	245	202	0	1	912	0
17	0	189	383	0	0	0	0	0	0	0	0	939	0
158	6	189	426	39	39	29	2	245	202	0	1	1,851	0
158	6	189	426	39	39	29	2	245	202	0	1	1,851	0
69	7	0	10	80	41	0	3	97	147	15	1	553	0
35	0	111	95	0	0	0	0	0	0	0	0	744	75
104	7	111	105	80	41	0	3	97	147	15	1	1,297	75
104	7	111	105	80	41	0	3	97	147	15	1	1,297	75
116	0	0	25	143	139	5	3	139	124	28	17	889	34
42	1	187	543	29	0	0	0	0	0	0	3	1,034	0

--- CRIMINAL ---

	CF	CM	RCR	MC	IF	OV	JC	JD	JS	JP	JM	RJ
<b>RANDOLPH</b>												
TOTAL-COURTS OF RECORD:	79	159	27	3	1	0	16	10	0	29	28	27
WINCHESTER CITY	0	232	0	0	713	9	0	0	0	0	0	0
UNION CITY	0	83	0	0	64	0	0	0	0	0	0	0
TOTAL-CITY AND TOWN:	0	315	0	0	777	9	0	0	0	0	0	0
GRAND TOTAL:	79	474	27	3	778	9	16	10	0	29	28	27
<b>RIPLEY</b>												
CIRCUIT	411	384	93	9	0	0	31	42	0	62	194	38
TOTAL-COURTS OF RECORD:	411	384	93	9	0	0	31	42	0	62	194	38
BATESVILLE CITY	0	9	0	0	219	4	0	0	0	0	0	0
VERSAILLES TOWN	0	118	0	0	198	0	0	0	0	0	0	0
TOTAL-CITY AND TOWN:	0	127	0	0	417	4	0	0	0	0	0	0
GRAND TOTAL:	411	511	93	9	417	4	31	42	0	62	194	38
<b>RUSH</b>												
CIRCUIT	43	6	7	2	0	0	34	61	0	10	0	3
COUNTY	252	580	20	3	325	5	0	0	0	0	0	0
TOTAL-COURTS OF RECORD:	295	586	27	5	325	5	34	61	0	10	0	3
GRAND TOTAL:	295	586	27	5	325	5	34	61	0	10	0	3
<b>ST. JOSEPH</b>												
CIRCUIT	3	0	1	0	0	0	0	0	0	0	0	0
SUPERIOR	460	13,665	149	0	10,302	801	0	0	0	0	0	0
PROBATE	0	0	0	0	0	0	99	162	3	2,107	67	190
TOTAL-COURTS OF RECORD:	463	13,665	150	0	10,302	801	99	162	3	2,107	67	190
WALKERTON TOWN	0	79	0	0	405	0	0	0	0	0	0	0
TOTAL-CITY AND TOWN:	0	79	0	0	405	0	0	0	0	0	0	0
GRAND TOTAL:	463	13,744	150	0	10,707	801	99	162	3	2,107	67	190
<b>SCOTT</b>												
CIRCUIT	93	0	7	1	0	0	6	20	0	70	0	45
COUNTY	21	332	18	0	117	1	0	0	0	0	0	0
TOTAL-COURTS OF RECORD:	114	332	25	1	117	1	6	20	0	70	0	45
GRAND TOTAL:	114	332	25	1	117	1	6	20	0	70	0	45
<b>SHELBY</b>												
CIRCUIT	10	0	0	0	0	0	0	0	0	0	0	0
SUPERIOR 1	55	11	52	0	0	0	7	22	2	15	2	20
SUPERIOR 2	90	545	119	10	249	0	0	0	0	0	0	0
UPGRADED 1-1-89												
TOTAL-COURTS OF RECORD:	155	556	171	10	249	0	7	22	2	15	2	20
GRAND TOTAL:	155	556	171	10	249	0	7	22	2	15	2	20
<b>SPENCER</b>												
CIRCUIT	47	65	0	0	170	0	0	3	0	2	0	0
TOTAL-COURTS OF RECORD:	47	65	0	0	170	0	0	3	0	2	0	0
ROCKPORT CITY	0	2	0	0	16	0	0	0	0	0	0	0
TOTAL-CITY AND TOWN:	0	2	0	0	16	0	0	0	0	0	0	0
GRAND TOTAL:	47	67	0	0	186	0	0	3	0	2	0	0
<b>STARKE</b>												
CIRCUIT	52	1	8	0	0	0	5	24	0	10	0	13

- - - C I V I L - - -

CP	CT	SC	RCV	DR	RDR	MH	AD	ES	GU	TR	MI	TOTAL	NAC
158	1	187	568	172	139	5	3	139	124	28	20	1,923	34
0	0	0	0	0	0	0	0	0	0	0	0	954	3
0	0	0	0	0	0	0	0	0	0	0	0	147	0
0	0	0	0	0	0	0	0	0	0	0	0	1,101	3
158	1	187	568	172	139	5	3	139	124	28	20	3,024	37
674	11	173	271	311	175	24	28	496	282	0	6	3,715	5
674	11	173	271	311	175	24	28	496	282	0	6	3,715	5
14	0	0	0	0	0	0	0	0	0	0	0	246	0
0	0	0	0	0	0	0	0	0	0	0	0	316	0
14	0	0	0	0	0	0	0	0	0	0	0	562	0
688	11	173	271	311	175	24	28	496	282	0	6	4,277	5
151	7	0	87	105	95	1	7	145	106	18	6	894	0
122	0	58	469	0	0	0	0	0	0	0	26	1,860	0
273	7	58	556	105	95	1	7	145	106	18	32	2,754	0
273	7	58	556	105	95	1	7	145	106	18	32	2,754	0
803	28	0	2,172	907	317	0	0	214	146	0	610	5,201	0
660	62	3,873	2,982	277	230	128	0	160	76	1	7	33,833	5,802
9	0	0	0	0	0	0	145	1,856	3,375	48	0	8,061	0
1,472	90	3,873	5,154	1,184	547	128	145	2,230	3,597	49	617	47,095	5,802
0	0	0	0	0	0	0	0	0	0	0	0	484	0
0	0	0	0	0	0	0	0	0	0	0	0	484	0
1,472	90	3,873	5,154	1,184	547	128	145	2,230	3,597	49	617	47,579	5,802
380	34	0	136	219	352	0	29	116	168	1	1	1,678	101
56	0	215	107	0	0	0	0	0	0	0	0	867	0
436	34	215	243	219	352	0	29	116	168	1	1	2,545	101
436	34	215	243	219	352	0	29	116	168	1	1	2,545	101
609	54	0	54	148	224	0	7	197	171	31	13	1,518	0
87	11	0	14	30	39	14	2	27	92	0	0	502	0
118	17	385	252	111	3	1	4	3	2	0	7	1,916	394
814	82	385	320	289	266	15	13	227	265	31	20	3,936	394
814	82	385	320	289	266	15	13	227	265	31	20	3,936	394
460	3	40	37	81	6	0	0	95	88	2	0	1,099	0
460	3	40	37	81	6	0	0	95	88	2	0	1,099	0
0	0	0	0	0	0	0	0	0	0	0	0	18	14
0	0	0	0	0	0	0	0	0	0	0	0	18	14
460	3	40	37	81	6	0	0	95	88	2	0	1,117	14
309	60	118	324	69	49	1	12	136	4	3	0	1,198	0



- - - CIVIL - - -

CP	CT	SC	RCV	DR	RDR	MH	AD	ES	GU	TR	MI	TOTAL	NAC
309	60	118	324	69	49	1	12	136	4	3	0	1,198	0
0	0	0	0	0	0	0	0	0	0	0	0	110	0
0	0	0	0	0	0	0	0	0	0	0	0	110	0
309	60	118	324	69	49	1	12	136	4	3	0	1,308	0
100	29	0	88	83	111	0	11	272	131	2	4	1,122	0
134	11	1,294	202	100	8	5	0	0	0	0	3	3,791	0
234	40	1,294	290	183	119	5	11	272	131	2	7	4,913	0
0	0	0	0	0	0	0	0	0	0	0	0	5,952	0
0	0	0	0	0	0	0	0	0	0	0	0	5,952	0
234	40	1,294	290	183	119	5	11	272	131	2	7	10,865	0
281	12	0	33	155	34	66	24	277	100	10	4	1,289	0
33	3	86	64	22	0	0	0	0	0	0	0	1,440	1,079
314	15	86	97	177	34	66	24	277	100	10	4	2,729	1,079
314	15	86	97	177	34	66	24	277	100	10	4	2,729	1,079
11	3	0	12	3	5	0	0	0	0	0	1	36	0
111	2	85	70	140	95	15	29	102	97	4	0	1,186	0
122	5	85	82	143	100	15	29	102	97	4	1	1,222	0
122	5	85	82	143	100	15	29	102	97	4	1	1,222	0
814	6	0	97	236	28	31	16	478	1,155	44	72	3,035	0
129	0	0	50	184	193	0	1	0	0	0	0	690	0
58	1	0	11	149	83	0	0	0	0	0	0	323	0
0	0	0	0	10	64	0	0	0	0	0	0	576	0
130	0	298	432	0	0	0	0	0	0	0	0	1,376	0
216	0	0	0	0	0	0	0	0	0	0	0	2,606	0
1,347	7	298	590	559	368	31	17	478	1,155	44	72	8,606	0
0	0	0	0	0	0	0	0	0	0	0	0	98	29
0	0	0	0	0	0	0	0	0	0	0	0	98	29
1,347	7	298	590	559	368	31	17	478	1,155	44	72	8,704	29
68	12	43	38	12	47	4	5	110	103	9	6	635	0
68	12	43	38	12	47	4	5	110	103	9	6	635	0
0	0	0	0	0	0	0	0	0	0	0	0	1,481	0
0	0	0	0	0	0	0	0	0	0	0	0	1,430	0
0	0	0	0	0	0	0	0	0	0	0	0	2,911	0
68	12	43	38	12	47	4	5	110	103	9	6	3,546	0
91	2	41	64	68	18	0	1	241	119	6	34	1,197	0
91	2	41	64	68	18	0	1	241	119	6	34	1,197	0
91	2	41	64	68	18	0	1	241	119	6	34	1,197	0
251	0	0	48	0	0	4	0	0	0	0	0	495	0

- - - CRIMINAL - - -

	CF	CM	RCR	MC	IF	OV	JC	JD	JS	JP	JM	RJ
<b>VANDERBURGH</b>												
SUPERIOR	115	1,273	45	0	3,584	345	571	290	19	793	400	333
TOTAL-COURTS OF RECORD:	265	1,273	87	0	3,584	345	571	290	19	793	400	333
GRAND TOTAL:	265	1,273	87	0	3,584	345	571	290	19	793	400	333
<b>VERMILLION</b>												
CIRCUIT	49	127	38	1	18	0	14	24	0	17	0	0
TOTAL-COURTS OF RECORD:	49	127	38	1	18	0	14	24	0	17	0	0
CLINTON CITY	0	3	0	0	211	2	0	0	0	0	0	0
TOTAL-CITY AND TOWN:	0	3	0	0	211	2	0	0	0	0	0	0
GRAND TOTAL:	49	130	38	1	229	2	14	24	0	17	0	0
<b>VIGO</b>												
CIRCUIT	219	35	11	27	2	0	200	71	72	75	12	382
SUPERIOR 1	111	9	26	0	0	0	0	0	0	0	0	0
SUPERIOR 2	53	0	0	0	0	0	0	0	0	0	0	0
SUPERIOR 3	0	0	0	0	0	0	0	0	0	0	0	0
SUPERIOR JURIS OF CIRCUIT CT.												
COUNTY 4	10	123	5	0	0	0	0	0	0	0	0	0
COUNTY 5	484	307	82	0	2	0	0	0	0	0	0	0
TOTAL-COURTS OF RECORD:	877	474	124	27	4	0	200	71	72	75	12	382
TERRE HAUTE CITY	0	3,269	0	0	1,993	43	0	0	0	0	0	0
TOTAL-CITY AND TOWN:	0	3,269	0	0	1,993	43	0	0	0	0	0	0
GRAND TOTAL:	877	3,743	124	27	1,997	43	200	71	72	75	12	382
<b>WABASH</b>												
CIRCUIT	80	1	18	0	0	0	77	56	57	48	4	0
COUNTY	17	437	256	0	166	0	0	0	0	0	0	0
TOTAL-COURTS OF RECORD:	97	438	274	0	166	0	77	56	57	48	4	0
WABASH CITY	0	0	0	0	21	0	0	0	0	0	0	0
N. MANCHESTER TOWN	0	0	0	0	30	0	0	0	0	0	0	0
TOTAL-CITY AND TOWN:	0	0	0	0	51	0	0	0	0	0	0	0
GRAND TOTAL:	97	438	274	0	217	0	77	56	57	48	4	0
<b>WARREN</b>												
CIRCUIT	114	340	2	0	753	0	4	4	0	9	1	2
TOTAL-COURTS OF RECORD:	114	340	2	0	753	0	4	4	0	9	1	2
GRAND TOTAL:	114	340	2	0	753	0	4	4	0	9	1	2
<b>WARRICK</b>												
CIRCUIT	53	0	0	0	0	0	52	87	0	65	0	9
SUPERIOR	140	1,321	2	0	2,615	12	0	0	0	14	0	0
TOTAL-COURTS OF RECORD:	193	1,321	2	0	2,615	12	52	87	0	79	0	9
GRAND TOTAL:	193	1,321	2	0	2,615	12	52	87	0	79	0	9
<b>WASHINGTON</b>												
CIRCUIT	208	386	116	14	264	0	25	121	0	70	0	0
SUPERIOR	9	30	11	0	0	0	0	0	0	0	0	0
TOTAL-COURTS OF RECORD:	217	416	127	14	264	0	25	121	0	70	0	0
GRAND TOTAL:	217	416	127	14	264	0	25	121	0	70	0	0
<b>WAYNE</b>												
CIRCUIT	159	1	47	0	0	0	21	30	0	15	12	21

- - - CIVIL - - -

CP	CT	SC	RCV	DR	RDR	MH	AD	ES	GU	TR	MI	TOTAL	NAC
2,069	303	3,395	1,755	106	55	1	44	838	1,152	193	252	17,931	0
2,320	303	3,395	1,803	106	55	5	44	838	1,152	193	252	18,426	0
2,320	303	3,395	1,803	106	55	5	44	838	1,152	193	252	18,426	0
60	4	39	31	40	34	0	3	185	154	7	2	847	0
60	4	39	31	40	34	0	3	185	154	7	2	847	0
0	0	0	0	0	0	0	0	0	0	0	0	216	0
0	0	0	0	0	0	0	0	0	0	0	0	216	0
60	4	39	31	40	34	0	3	185	154	7	2	1,063	0
555	3	0	51	419	135	0	59	0	0	0	43	2,371	0
348	4	0	81	136	49	0	0	1	0	0	4	769	0
155	3	0	2	288	161	0	0	337	178	2	236	1,415	0
0	0	0	0	0	0	0	0	407	502	70	0	979	0
121	1	489	762	0	0	0	0	0	0	0	0	1,511	44
72	0	173	811	0	0	0	0	0	0	0	0	1,931	0
1,251	11	662	1,707	843	345	0	59	745	680	72	283	8,976	44
0	0	0	0	0	0	0	0	0	0	0	0	5,305	0
0	0	0	0	0	0	0	0	0	0	0	0	5,305	0
1,251	11	662	1,707	843	345	0	59	745	680	72	283	14,281	44
152	1	20	104	139	27	119	37	220	559	64	3	1,732	0
32	0	294	123	0	0	0	0	0	0	0	0	1,325	0
184	1	314	227	139	27	119	37	220	559	64	3	3,057	0
0	0	2,221	173	0	0	0	0	0	0	0	0	2,415	0
0	0	0	0	0	0	0	0	0	0	0	0	30	0
0	0	2,221	173	0	0	0	0	0	0	0	0	2,445	0
184	1	2,535	400	139	27	119	37	220	559	64	3	5,502	0
207	9	238	130	77	27	0	5	119	90	13	2	2,146	28
207	9	238	130	77	27	0	5	119	90	13	2	2,146	28
207	9	238	130	77	27	0	5	119	90	13	2	2,146	28
367	18	0	67	404	15	50	17	318	386	0	0	1,908	0
457	7	883	834	197	78	0	15	84	77	10	0	6,746	207
824	25	883	901	601	93	50	32	402	463	10	0	8,654	207
824	25	883	901	601	93	50	32	402	463	10	0	8,654	207
167	4	4	46	2	4	255	10	493	341	0	4	2,575	0
165	9	336	439	293	141	0	0	0	0	0	0	1,433	0
332	13	340	485	295	186	255	10	493	341	0	4	4,008	0
332	13	340	485	295	186	255	10	493	341	0	4	4,008	0
217	8	0	113	76	122	0	26	168	152	12	21	1,221	0

- - - CRIMINAL - - -

	CF	CM	RCR	MC	IF	OV	JC	JD	JS	JP	JM	RJ
<b>WAYNE</b>												
SUPERIOR 1	189	2	27	0	0	0	22	22	0	39	6	13
SUPERIOR 2	126	0	51	0	0	0	21	44	0	100	19	74
SUPERIOR 3	91	445	1	0	2,328	1	0	0	0	0	0	0
TOTAL-COURTS OF RECORD:	565	448	126	0	2,328	1	64	96	0	154	37	108
HAGERSTOWN TOWN	0	2	0	0	37	2	0	0	0	0	0	0
TOTAL-CITY AND TOWN:	0	2	0	0	37	2	0	0	0	0	0	0
GRAND TOTAL:	565	450	126	0	2,365	3	64	96	0	154	37	108
<b>WELLS</b>												
CIRCUIT	35	2	4	0	0	0	5	15	2	51	0	3
SUPERIOR	68	268	114	0	125	0	0	0	0	0	0	0
TOTAL-COURTS OF RECORD:	103	270	118	0	125	0	5	15	2	51	0	3
BLUFFTON CITY	0	0	0	0	2	0	0	0	0	0	0	0
TOTAL-CITY AND TOWN:	0	0	0	0	2	0	0	0	0	0	0	0
GRAND TOTAL:	103	270	118	0	127	0	5	15	2	51	0	3
<b>WHITE</b>												
CIRCUIT	19	0	4	0	0	0	6	4	0	7	4	22
SUPERIOR	67	185	106	0	403	0	0	0	0	0	0	0
TOTAL-COURTS OF RECORD:	86	185	110	0	403	0	6	4	0	7	4	22
MONON TOWN	0	0	0	0	0	0	0	0	0	0	0	0
NOT REPORTING												
TOTAL-CITY AND TOWN:	0	0	0	0	0	0	0	0	0	0	0	0
GRAND TOTAL:	86	185	110	0	403	0	6	4	0	7	4	22
<b>WHITLEY</b>												
CIRCUIT	68	135	32	1	0	0	14	1	0	64	0	1
SUPERIOR	141	436	355	0	1,386	0	0	0	0	0	0	0
TOTAL-COURTS OF RECORD:	209	571	387	1	1,386	0	14	1	0	64	0	1
GRAND TOTAL:	209	571	387	1	1,386	0	14	1	0	64	0	1



- - - CIVIL - - -

CP	CT	SC	RCV	DR	RDR	MH	AD	ES	GU	TR	MI	TOTAL	NAC
262	20	0	143	174	119	0	43	561	357	11	9	2,019	0
81	16	0	26	68	84	0	22	332	182	1	2	1,249	0
16	0	733	223	0	0	0	0	0	0	0	0	3,838	670
576	44	733	505	318	325	0	91	1,061	691	24	32	8,327	670
0	0	0	0	0	0	0	0	0	0	0	0	41	19
0	0	0	0	0	0	0	0	0	0	0	0	41	19
576	44	733	505	318	325	0	91	1,061	691	24	32	8,368	689
292	9	0	59	96	100	8	8	140	199	3	1	1,032	18
34	4	153	199	96	16	0	0	0	0	0	0	1,077	0
326	13	153	258	192	116	8	8	140	199	3	1	2,109	18
0	0	0	0	0	0	0	0	0	0	0	0	2	0
0	0	0	0	0	0	0	0	0	0	0	0	2	0
326	13	153	258	192	116	8	8	140	199	3	1	2,111	18
226	14	0	31	123	50	4	7	199	124	15	3	862	0
87	1	305	76	0	0	0	0	0	0	0	0	1,230	0
313	15	305	107	123	50	4	7	199	124	15	3	2,092	0
0	0	0	0	0	0	0	0	0	0	0	0	0	0
0	0	0	0	0	0	0	0	0	0	0	0	0	0
313	15	305	107	123	50	4	7	199	124	15	3	2,092	0
316	42	0	34	298	68	5	18	255	177	15	14	1,558	18
57	1	450	436	21	20	2	0	0	0	0	2	3,307	0
373	43	450	470	319	88	7	18	255	177	15	16	4,865	18
373	43	450	470	319	88	7	18	255	177	15	16	4,865	18

CASES PENDING ON DECEMBER 31, 1989

128

- - - CRIMINAL - - -

	CF	CM	RCR	MC	IF	OV	JC	JD	JS	JP	JM	RJ
TOTALS FOR SUPERIOR AND CIRCUIT COURTS	26,135	68,178	11,601	746	88,061	11,796	6,639	16,928	1,195	15,534	2,398	4,234
TOTALS FOR COUNTY AND MUNICIPAL COURTS	9,577	44,619	2,638	2,052	35,993	6,525	0	0	0	0	0	0
TOTALS FOR SMALL CLAIM COURTS	0	0	0	0	0	0	0	0	0	0	0	0
TOTALS FOR CITY AND TOWN COURTS	0	26,792	479	926	48,147	12,435	0	0	0	0	0	0
TOTALS FOR ALL COURTS	35,712	139,589	14,718	3,724	172,201	30,756	6,639	16,928	1,195	15,534	2,398	4,234

CASES PENDING ON DECEMBER 31, 1989

129

--- CIVIL ---

CP	CT	SC	RCV	DR	RDR	MH	AD	ES	GU	TR	MI	TOTAL	NAC
86,374	5,600	49,289	101,026	46,082	26,776	4,065	2,992	43,396	42,062	1,724	6,300	669,131	25,228
7,669	46	17,170	22,166	0	6	1,366	0	0	0	0	91	149,918	25,228
0	0	19,363	10,765	0	0	0	0	0	0	0	148	30,276	
7,378	10,091	2,272	210	0	0	0	0	0	0	0	3	108,733	25,228
101,421	15,737	88,094	134,167	46,082	26,782	5,431	2,992	43,396	42,062	1,724	6,542	958,058	25,228

COURT EXPENDITURES  
SALARIED PERSONNEL

130

	JUDGES COUNTY PORTION	COMMISSIONER OR REFEREE	REPORTERS	BAILIFFS	PROBATION OFFICE
<b>ADAMS</b>					
CIRCUIT	5,500		30,680	14,554	
SUPERIOR	6,200			13,900	
PROBATION					90,075
TOTAL-COURTS OF RECORD:	11,700		30,680	28,454	90,075
GRAND TOTAL COUNTY:	11,700		30,680	28,454	90,075
<b>ALLEN</b>					
CIRCUIT	13,492		39,896		305,347
SUPERIOR	112,523	194,780	144,036		984,299
TOTAL-COURTS OF RECORD:	126,015	194,780	183,932		1,289,646
GRAND TOTAL COUNTY:	126,015	194,780	183,932		1,289,646
<b>BARTHOLOMEW</b>					
CIRCUIT	16,180	16,275	51,050		122,774
SUPERIOR 1	16,180		31,336		
SUPERIOR 2	16,180		18,820	16,850	
ALTERNATIVE SENTENCING PROG.					89,962
TOTAL-COURTS OF RECORD:	48,540	16,275	101,206	16,850	212,736
GRAND TOTAL COUNTY:	48,540	16,275	101,206	16,850	212,736
<b>BENTON</b>					
CIRCUIT	5,040		16,344	9,990	43,376
TOTAL-COURTS OF RECORD:	5,040		16,344	9,990	43,376
GRAND TOTAL COUNTY:	5,040		16,344	9,990	43,376
<b>BLACKFORD</b>					
CIRCUIT	4,500		23,476	19,947	51,566
COUNTY	7,625		18,861		29,326
TOTAL-COURTS OF RECORD:	12,125		42,337	19,947	80,892
MONTPELIER CITY	3,000				
TOTAL-CITY AND TOWN:	3,000				
GRAND TOTAL COUNTY:	15,125		42,337	19,947	80,892
<b>BOONE</b>					
CIRCUIT	11,220	5,900	29,564	13,400	
SUPERIOR I	11,220		28,415	14,120	
SUPERIOR II	11,220		14,120	13,175	32,418
CIR & SUP I PROBATION					48,190
TOTAL-COURTS OF RECORD:	33,660	5,900	72,099	40,695	80,608
LEBANON CITY	6,821			2,403	
THORNTOWN TOWN	11,580				
ZIONSVILLE TOWN	4,000			600	
JAMESTOWN TOWN	1,500				
WHITESTOWN TOWN	1,200			300	
TOTAL-CITY AND TOWN:	25,101			3,303	
GRAND TOTAL COUNTY:	58,761	5,900	72,099	43,998	80,608

COURT EXPENDITURES  
SALARIED PERSONNEL

131

JURY COMMISSIONER	ADMIN- ISTRATOR AND STAFF	SECRETARY	LAW CLERKS & INTERNS	PUBLIC DEFENDER AND STAFF	COURT CLERKS & OTHER EMPLOYEES	<u>TOTAL</u> <u>SALARIED</u> <u>PERSONNEL</u>
4,000	7,409	10,250				72,393
	34,800				12,500	67,400
						90,075
4,000	42,209	10,250			12,500	229,868
4,000	42,209	10,250			12,500	229,868
331	52,156	9,842		340,169		761,233
	199,148	18,070	102,586		309,120	2,064,562
331	251,304	27,912	102,586	340,169	309,120	2,825,795
331	251,304	27,912	102,586	340,169	309,120	2,825,795
160				50,000	28,964	285,403
				38,714		86,230
		65,700			9,632	127,182
						89,962
160		65,700		88,714	38,596	588,777
160		65,700		88,714	38,596	588,777
				4,950		79,700
				4,950		79,700
				4,950		79,700
175						99,664
						55,812
175						155,476
					1,000	4,000
					1,000	4,000
175					1,000	159,476
500						60,584
500						54,255
						70,933
						48,190
1,000						233,962
						9,224
						11,580
					3,000	7,600
					475	1,975
					900	2,400
					4,375	32,779
1,000					4,375	266,741

COURT EXPENDITURES  
SALARIED PERSONNEL

132

	JUDGES COUNTY PORTION	COMMISSIONER OR REFEREE	REPORTERS	BAILIFFS	PROBATION OFFICE
<b>BROWN</b>					
CIRCUIT	6,500	7,254	29,297	12,540	61,630
TOTAL-COURTS OF RECORD:	6,500	7,254	29,297	12,540	61,630
GRAND TOTAL COUNTY:	6,500	7,254	29,297	12,540	61,630
<b>CARROLL</b>					
CIRCUIT	8,280		29,180	10,059	
SUPERIOR	8,280		26,104	2,162	
PROBATION					29,408
TOTAL-COURTS OF RECORD:	16,560		55,284	12,221	29,408
DELPHI CITY	1,400				
BURLINGTON TOWN	2,838				
TOTAL-CITY AND TOWN:	4,238				
GRAND TOTAL COUNTY:	20,798		55,284	12,221	29,408
<b>CASS</b>					
ALL COURTS	13,000		32,400	24,023	42,077
TOTAL-COURTS OF RECORD:	13,000		32,400	24,023	42,077
GRAND TOTAL COUNTY:	13,000		32,400	24,023	42,077
<b>CLARK</b>					
CIRCUIT	9,500		50,415	15,464	
SUPERIOR 1	9,500		50,415	15,464	
SUPERIOR 2	9,500		34,950		
COUNTY	15,300		19,487	15,464	71,085
CIRCUIT PROBATION					21,206
SUPERIOR 1 PROBATION					103,525
PUBLIC DEFENDER					
TOTAL-COURTS OF RECORD:	43,800		155,267	46,392	195,816
CHARLESTOWN CITY	3,755				
JEFFERSONVILLE CITY	25,725		18,585		56,345
CLARKSVILLE TOWN	15,000			2,150	
TOTAL-CITY AND TOWN:	44,480		18,585	2,150	56,345
GRAND TOTAL COUNTY:	88,280		173,852	48,542	252,161
<b>CLAY</b>					
CIRCUIT	7,550		25,884		28,727
SUPERIOR	7,000		13,925	12,350	3,600
TOTAL-COURTS OF RECORD:	14,550		39,809	12,350	32,327
GRAND TOTAL COUNTY:	14,550		39,809	12,350	32,327
<b>CLINTON</b>					
CIRCUIT	6,500		14,900		30,900
COUNTY	7,625		26,400		24,011
TOTAL-COURTS OF RECORD:	14,125		41,300		54,911
FRANKFORT CITY	7,800			280	
TOTAL-CITY AND TOWN:	7,800			280	
GRAND TOTAL COUNTY:	21,925		41,300	280	54,911

COURT EXPENDITURES  
SALARIED PERSONNEL

JURY COMMISSIONER	ADMIN- ISTRATOR AND STAFF	SECRETARY	LAW CLERKS & INTERNS	PUBLIC DEFENDER AND STAFF	COURT CLERKS & OTHER EMPLOYEES	<u>TOTAL SALARIED PERSONNEL</u>
350				23,700		141,271
350				23,700		141,271
350				23,700		141,271
200						47,719
						36,546
200				21,842		51,250
				21,842		135,515
						1,400
						2,838
						4,238
200				21,842		139,753
	13,041	24,750		57,320	7,740	214,351
	13,041	24,750		57,320	7,740	214,351
	13,041	24,750		57,320	7,740	214,351
2,000						77,379
			1,000			76,379
						44,450
					5,000	126,336
						21,206
						103,525
2,000				138,298		138,298
			1,000	138,298	5,000	587,573
					1,253	5,008
					18,979	119,634
		37,670				54,820
		37,670				179,462
2,000		37,670	1,000	138,298	25,232	767,035
1,040				8,400		71,601
				12,000		48,875
1,040				20,400		120,476
1,040				20,400		120,476
500		12,600				65,400
						58,036
500		12,600				123,436
					2,500	10,580
					2,500	10,580
500		12,600			2,500	134,016

COURT EXPENDITURES  
SALARIED PERSONNEL

134

	JUDGES COUNTY PORTION	COMMISSIONER OR REFEREE	REPORTERS	BAILIFFS	PROBATION OFFICE
<b>CRAWFORD</b>					
CIRCUIT	4,500		11,700	10,700	32,972
TOTAL-COURTS OF RECORD:	4,500		11,700	10,700	32,972
GRAND TOTAL COUNTY:	4,500		11,700	10,700	32,972
<b>DAVISS</b>					
CIRCUIT	6,615		31,594	1,575	37,624
SUPERIOR	6,615		31,846	360	4,000
TOTAL-COURTS OF RECORD:	13,230		63,440	1,935	41,624
GRAND TOTAL COUNTY:	13,230		63,440	1,935	41,624
<b>DEARBORN</b>					
CIRCUIT	9,702		32,375	9,625	32,194
COUNTY	11,830		16,686	13,232	
TOTAL-COURTS OF RECORD:	21,532		49,061	22,857	32,194
AURORA CITY	1,500				
LAWRENCEBURG CITY	8,500			14,560	
TOTAL-CITY AND TOWN:	10,000			14,560	
GRAND TOTAL COUNTY:	31,532		49,061	37,417	32,194
<b>DECATUR</b>					
CIRCUIT	8,393		28,815	1,000	39,128
COUNTY	11,803		13,393	10,827	5,448
TOTAL-COURTS OF RECORD:	20,196		42,208	11,827	44,576
GRAND TOTAL COUNTY:	20,196		42,208	11,827	44,576
<b>DEKALB</b>					
CIRCUIT	8,452		33,325	12,124	
SUPERIOR	8,452	8,745	33,821	13,930	
PROBATION					102,821
TOTAL-COURTS OF RECORD:	16,904	8,745	67,146	26,054	102,821
BUTLER CITY	1,750				
TOTAL-CITY AND TOWN:	1,750				
GRAND TOTAL COUNTY:	18,654	8,745	67,146	26,054	102,821
<b>DELAWARE</b>					
ALL COURTS	89,817	129,913	99,173	113,040	510,742
TOTAL-COURTS OF RECORD:	89,817	129,913	99,173	113,040	510,742
MUNCIE CITY	12,000				
YORKTOWN TOWN	7,000				
TOTAL-CITY AND TOWN:	19,000				
GRAND TOTAL COUNTY:	108,817	129,913	99,173	113,040	510,742
<b>DUBOIS</b>					
CIRCUIT	10,300		33,300		21,026



COURT EXPENDITURES  
SALARIED PERSONNEL

135

JURY COMMISSIONER	ADMIN- ISTRATOR AND STAFF	SECRETARY	LAW CLERKS & INTERNS	PUBLIC DEFENDER AND STAFF	COURT CLERKS & OTHER EMPLOYEES	<u>TOTAL</u> <u>SALARIED</u> <u>PERSONNEL</u>
750			1,000	22,000	13,369	96,991
750			1,000	22,000	13,369	96,991
750			1,000	22,000	13,369	96,991
96				16,000		93,504
						42,821
96				16,000		136,325
96				16,000		136,325
1,050				17,500	3,405	105,851
550		6,054				48,352
1,600		6,054		17,500	3,405	154,203
		7,223				8,723
15						23,075
15		7,223				31,798
1,615		13,277		17,500	3,405	186,001
600						77,936
					1,146	42,617
600					1,146	120,553
600					1,146	120,553
1,084						54,985
						64,948
1,084						102,821
						222,754
						1,750
						1,750
1,084						224,504
200	27,538	233,580		128,312	8,763	1,341,078
200	27,538	233,580		128,312	8,763	1,341,078
		5,897				17,897
					11,425	18,425
		5,897			11,425	36,322
200	27,538	239,477		128,312	20,188	1,377,400
						64,626

COURT EXPENDITURES  
SALARIED PERSONNEL

136

	JUDGES COUNTY PORTION	COMMISSIONER OR REFEREE	REPORTERS	BAILIFFS	PROBATION OFFICE
SUPERIOR	10,300		31,850		28,052
TOTAL-COURTS OF RECORD:	20,600		65,150		49,078
GRAND TOTAL COUNTY:	20,600		65,150		49,078
<b>ELKHART</b>					
CIRCUIT	19,776	32,130	25,085	32,918	
SUPERIOR 1	17,776		41,260		
SUPERIOR 2	17,776		22,034	15,875	
SUPERIOR 3	18,943		22,360	5,791	
COUNTY - ELKHART	16,934		40,465	16,188	
COUNTY - GOSHEN	15,025		22,034	13,966	
PROBATION					639,128
TOTAL-COURTS OF RECORD:	106,230	32,130	173,238	84,738	639,128
ELKHART CITY	27,200			16,090	134,273
GOSHEN CITY	15,600				34,103
NAPPANEE CITY	6,300				
TOTAL-CITY AND TOWN:	49,100			16,090	168,376
GRAND TOTAL COUNTY:	155,330	32,130	173,238	100,828	807,504
<b>FAYETTE</b>					
CIRCUIT	6,717		13,208	16,464	46,538
SUPERIOR	7,223		15,296	15,296	12,976
TOTAL-COURTS OF RECORD:	13,940		28,504	31,760	59,514
GRAND TOTAL COUNTY:	13,940		28,504	31,760	59,514
<b>FLOYD</b>					
CIRCUIT	13,860		36,719	12,967	
SUPERIOR	11,235		19,062	12,967	28,765
COUNTY	17,860		31,562	11,450	109,381
PROBATION					146,505
TOTAL-COURTS OF RECORD:	42,955		87,343	37,384	284,651
GRAND TOTAL COUNTY:	42,955		87,343	37,384	284,651
<b>FOUNTAIN</b>					
CIRCUIT	7,300	1,800	21,361	11,075	17,608
TOTAL-COURTS OF RECORD:	7,300	1,800	21,361	11,075	17,608
AITICA CITY	3,750		14,976		1,000
TOTAL-CITY AND TOWN:	3,750		14,976		1,000
GRAND TOTAL COUNTY:	11,050	1,800	36,337	11,075	18,608
<b>FRANKLIN</b>					
CIRCUIT	5,875		27,545	560	14,745
TOTAL-COURTS OF RECORD:	5,875		27,545	560	14,745
GRAND TOTAL COUNTY:	5,875		27,545	560	14,745
<b>FULTON</b>					
CIRCUIT	4,500		14,318	13,682	51,237

COURT EXPENDITURES  
SALARIED PERSONNEL

JURY COMMISSIONER	ADMIN- ISTRATOR AND STAFF	SECRETARY	LAW CLERKS & INTERNS	PUBLIC DEFENDER AND STAFF	COURT CLERKS & OTHER EMPLOYEES	<u>TOTAL</u> <u>SALARIED</u> <u>PERSONNEL</u>
				12,000		82,202
				12,000		146,828
				12,000		146,828
2,000		46,876		25,200	1,950	185,935
		16,399	19,190			94,625
		33,863			1,590	91,138
		19,177		33,501	3,375	103,147
		32,564			2,862	109,013
		29,931			2,050	83,006
					257,499	896,627
2,000		178,810	19,190	58,701	269,326	1,563,491
		7,592				185,155
					32,779	82,482
		5,650				11,950
		13,242			32,779	279,587
2,000		192,052	19,190	58,701	302,105	1,843,078
140		10,405				93,472
						50,791
140		10,405				144,263
140		10,405				144,263
6,703				26,675	5,000	101,924
				35,990		108,019
				26,675		196,928
						146,505
6,703				89,340	5,000	553,376
6,703				89,340	5,000	553,376
300					1,128	60,572
300					1,128	60,572
				691		20,417
				691		20,417
300				691	1,128	80,989
300						49,025
300						49,025
300						49,025
160				15,750		99,647

COURT EXPENDITURES  
SALARIED PERSONNEL

138

	JUDGES COUNTY PORTION	COMMISSIONER OR REFEREE	REPORTERS	BAILIFFS	PROBATION OFFICE
COUNTY	3,813		13,677	13,677	
TOTAL-COURTS OF RECORD:	8,313		27,995	27,359	51,237
GRAND TOTAL COUNTY:	8,313		27,995	27,359	51,237
GIBSON					
CIRCUIT	12,278		33,396	5,663	27,639
SUPERIOR	12,278		25,441	4,332	21,689
TOTAL-COURTS OF RECORD:	24,556		58,837	9,995	49,328
GRAND TOTAL COUNTY:	24,556		58,837	9,995	49,328
GRANT					
CIRCUIT	8,000	9,000	22,033	15,133	
SUPERIOR 1	8,000		17,533	15,133	
SUPERIOR 2	8,000	18,000	33,700	15,133	
COUNTY	15,125		33,033	15,133	53,450
PROBATION					179,026
TOTAL-COURTS OF RECORD:	39,125	27,000	106,299	60,532	232,476
GAS CITY-CITY	8,500				
MARION CITY	15,350			14,206	
TOTAL-CITY AND TOWN:	23,850			14,206	
GRAND TOTAL COUNTY:	62,975	27,000	106,299	74,738	232,476
GREENE					
CIRCUIT	6,812		15,775	13,800	27,700
SUPERIOR	6,812		42,775	275	
TOTAL-COURTS OF RECORD:	13,624		58,550	14,075	27,700
GRAND TOTAL COUNTY:	13,624		58,550	14,075	27,700
HAMILTON					
CIRCUIT	11,550	12,266	31,857	15,953	
SUPERIOR 1	11,500	8,764	17,500	19,185	
SUPERIOR 2	11,550	8,764	19,600	15,000	
SUPERIOR 3	11,550		17,850	15,897	
COUNTY	19,035		21,500		
CIR & SUP PROBATION					213,150
COUNTY PROBATION					177,484
COUNTY SUBSTANCE ABUSE					74,739
TOTAL-COURTS OF RECORD:	65,185	29,794	108,307	66,035	465,373
CARMEL CITY	20,000			6,000	
NOBLESVILLE CITY	10,100			4,360	5,208
TOTAL-CITY AND TOWN:	30,100			10,360	5,208
GRAND TOTAL COUNTY:	95,285	29,794	108,307	76,395	470,581
HANCOCK					
CIRCUIT	8,974		14,100	13,388	46,187
SUPERIOR	8,974		12,419	13,131	26,604

COURT EXPENDITURES  
SALARIED PERSONNEL

JURY COMMISSIONER	ADMIN- ISTRATOR AND STAFF	SECRETARY	LAW CLERKS & INTERNS	PUBLIC DEFENDER AND STAFF	COURT CLERKS & OTHER EMPLOYEES	<u>TOTAL</u> <u>SALARIED</u> <u>PERSONNEL</u>
				5,625		36,792
160				21,375		136,439
160				21,375		136,439
1,500						80,476
300						64,040
1,800						144,516
1,800						144,516
500				38,049	950	93,665
400				27,166	2,879	71,111
400				24,939	4,203	104,375
				16,500		133,241
						179,026
1,300				106,654	8,032	581,418
		3,200			9,500	21,200
						29,556
		3,200			9,500	50,756
1,300		3,200		106,654	17,532	632,174
64					13,200	77,351
						49,862
64					13,200	127,213
64					13,200	127,213
800	19,001				3,838	95,265
		17,265	8,869			83,083
		15,077	9,648		4,721	84,360
		11,290	5,582		2,015	64,184
		19,600		40,150	128,182	228,467
					14,500	227,650
						177,484
						74,739
800	19,001	63,232	24,099	40,150	153,256	1,035,232
					30,050	56,050
					15,254	34,922
					45,304	90,972
800	19,001	63,232	24,099	40,150	198,560	1,126,204
450						83,099
400					542	62,070

COURT EXPENDITURES  
SALARIED PERSONNEL

140

	JUDGES COUNTY PORTION	COMMISSIONER OR REFEREE	REPORTERS	BAILIFFS	PROBATION OFFICE
COUNTY	10,433		14,100	13,022	19,564
TOTAL-COURTS OF RECORD:	28,381		40,619	39,541	92,355
GRAND TOTAL COUNTY:	28,381		40,619	39,541	92,355
HARRISON					
CIRCUIT	6,766		15,700	6,200	36,217
COUNTY	8,125		15,270	8,900	27,100
TOTAL-COURTS OF RECORD:	14,891		30,970	15,100	63,317
GRAND TOTAL COUNTY:	14,891		30,970	15,100	63,317
HENDRICKS					
CIRCUIT	9,568		38,120	15,848	65,140
SUPERIOR 1	9,568		33,488	14,742	
SUPERIOR 2	9,568		33,488	14,742	
SUPERIOR PROBATION					131,074
TOTAL-COURTS OF RECORD:	28,704		105,096	45,332	196,214
PLAINFIELD TOWN	4,774				
TOTAL-CITY AND TOWN:	4,774				
GRAND TOTAL COUNTY:	33,478		105,096	45,332	196,214
HENRY					
CIRCUIT	9,471	16,154	15,721	15,721	
SUPERIOR	9,471		31,442		
COUNTY	9,875		14,665	12,245	
PROBATION					90,954
TOTAL-COURTS OF RECORD:	28,817	16,154	61,828	27,966	90,954
KNIGHTSTOWN TOWN	6,500				
TOTAL-CITY AND TOWN:	6,500				
GRAND TOTAL COUNTY:	35,317	16,154	61,828	27,966	90,954
HOWARD					
CIRCUIT	8,586	18,401	33,700	15,786	413,618
SUPERIOR 1	8,586		18,279	15,786	
SUPERIOR 2	8,586		18,279	15,786	
COUNTY	10,366		18,279		
HOST HOMES					
CASA PROGRAM					
DETENTION ALTERNATIVE PROGRAM					
PUBLIC DEFENDER					
TOTAL-COURTS OF RECORD:	36,124	18,401	88,537	47,358	413,618
GRAND TOTAL COUNTY:	36,124	18,401	88,537	47,358	413,618
HUNTINGTON					
CIRCUIT	9,138		17,455	14,350	70,484
SUPERIOR	9,658		32,844		
TOTAL-COURTS OF RECORD:	18,796		50,299	14,350	70,484
ROANOKE TOWN	32,988				
TOTAL-CITY AND TOWN:	32,988				
GRAND TOTAL COUNTY:	51,784		50,299	14,350	70,484

COURT EXPENDITURES  
SALARIED PERSONNEL

141

JURY COMMISSIONER	ADMIN- ISTRATOR AND STAFF	SECRETARY	LAW CLERKS & INTERNS	PUBLIC DEFENDER AND STAFF	COURT CLERKS & OTHER EMPLOYEES	<u>TOTAL</u> <u>SALARIED</u> <u>PERSONNEL</u>
					13,022	70,141
850					13,564	215,310
850					13,564	215,310
	600			35,000	13,200	113,683
				7,000		66,395
600				42,000	13,200	180,078
600				42,000	13,200	180,078
	600				2,488	131,764
				29,536	512	87,846
	14,742				29,620	102,160
						131,074
600	14,742			29,536	32,620	452,844
					4,818	9,592
					4,818	9,592
600	14,742			29,536	37,438	462,436
500	15,721		4,388	15,417	98	93,191
550				15,750	241	57,454
				10,500		47,285
						90,954
1,050	15,721		4,388	41,667	339	288,884
		15,000				21,500
		15,000				21,500
1,050	15,721	15,000	4,388	41,667	339	310,384
	175				27,370	517,636
					23,144	65,795
						42,651
		63,279				91,924
					7,760	7,760
					12,500	12,500
					30,642	30,642
				92,237		92,237
175		63,279		92,237	101,416	861,145
175		63,279		92,237	101,416	861,145
	300			21,000	578	133,305
				20,000	3,860	66,362
300				41,000	4,438	199,667
					2,291	35,279
					2,291	35,279
300				41,000	6,729	234,946

COURT EXPENDITURES  
SALARIED PERSONNEL

142

	JUDGES COUNTY PORTION	COMMISSIONER OR REFEREE	REPORTERS	BAILIFFS	PROBATION OFFICE
<b>JACKSON</b>					
CIRCUIT	15,738		15,107	9,741	
SUPERIOR	15,738	27,739		9,741	
PROBATION					69,438
TOTAL-COURTS OF RECORD:	31,476	27,739	15,107	19,482	69,438
GRAND TOTAL COUNTY:	31,476	27,739	15,107	19,482	69,438
<b>JASPER</b>					
CIRCUIT	11,991		18,800	16,506	79,033
SUPERIOR	11,991		37,212	16,522	
TOTAL-COURTS OF RECORD:	23,982		56,012	33,028	79,033
DEMOTTE TOWN	4,500				
WHEATFIELD TOWN	500				
TOTAL-CITY AND TOWN:	5,000				
GRAND TOTAL COUNTY:	28,982		56,012	33,028	79,033
<b>JAY</b>					
CIRCUIT	7,367		28,725	11,226	19,130
SUPERIOR	7,367		27,897	7,002	26,438
TOTAL-COURTS OF RECORD:	14,734		56,622	18,228	45,568
DUNKIRK CITY	1,200				
PORTLAND CITY	7,072				
TOTAL-CITY AND TOWN:	8,272				
GRAND TOTAL COUNTY:	23,006		56,622	18,228	45,568
<b>JEFFERSON</b>					
CIRCUIT	7,548	19,049	18,584	16,795	32,835
COUNTY	12,672		30,732	15,742	
TOTAL-COURTS OF RECORD:	20,220	19,049	49,316	32,537	32,835
GRAND TOTAL COUNTY:	20,220	19,049	49,316	32,537	32,835
<b>JENNINGS</b>					
CIRCUIT	10,070	3,975	27,439	8,238	36,400
TOTAL-COURTS OF RECORD:	10,070	3,975	27,439	8,238	36,400
NORTH VERNON CITY	7,875				
TOTAL-CITY AND TOWN:	7,875				
GRAND TOTAL COUNTY:	17,945	3,975	27,439	8,238	36,400
<b>JOHNSON</b>					
CIRCUIT	17,680	38,000	46,426	11,078	231,425
SUPERIOR 1	17,680		17,221	11,078	
SUPERIOR 2	16,640		32,130	4,820	
TOTAL-COURTS OF RECORD:	52,000	38,000	95,777	26,976	231,425
FRANKLIN CITY	10,800			2,837	
GREENWOOD CITY	9,890			2,730	



COURT EXPENDITURES  
SALARIED PERSONNEL

143

JURY COMMISSIONER	ADMIN- ISTRATOR AND STAFF	SECRETARY	LAW CLERKS & INTERNS	PUBLIC DEFENDER AND STAFF	COURT CLERKS & OTHER EMPLOYEES	<u>TOTAL</u> <u>SALARIED</u> <u>PERSONNEL</u>
160				21,701	24,910	87,357
						53,218
						69,438
160				21,701	24,910	210,013
160				21,701	24,910	210,013
400	17,241			25,000	158	169,129
	17,556	13,310		24,996		121,587
400	34,797	13,310		49,996	158	290,716
		200				4,700
						500
		200				5,200
400	34,797	13,510		49,996	158	295,916
50				15,000		81,498
				15,000		83,704
50				30,000		165,202
					954	2,154
					3,978	11,050
					4,932	13,204
50				30,000	4,932	178,406
590			1,000		13,260	109,661
					350	59,496
590			1,000		13,610	169,157
590			1,000		13,610	169,157
600				56,500	13,360	156,582
600				56,500	13,360	156,582
					13,859	21,734
					13,859	21,734
600				56,500	27,219	178,316
1,800		30,760		40,767		417,936
600				19,344	32,948	98,871
500	16,950			19,345	37,570	127,955
2,900	16,950	30,760		79,456	70,518	644,762
					28,244	41,881
					22,746	35,366

COURT EXPENDITURES  
SALARIED PERSONNEL

144

	JUDGES COUNTY PORTION	COMMISSIONER OR REFEREE	REPORTERS	BAILIFFS	PROBATION OFFICE
NEW WHITELAND TOWN	6,400				
TOTAL-CITY AND TOWN:	27,090			5,567	
GRAND TOTAL COUNTY:	79,090	38,000	95,777	32,543	231,425
KNOX					
CIRCUIT	10,550		36,350		
SUPERIOR 1	10,550		24,850	1,630	66,200
SUPERIOR 2	10,550		24,650	10,450	
TOTAL-COURTS OF RECORD:	31,650		85,850	12,080	66,200
BICKNELL CITY	4,203				
TOTAL-CITY AND TOWN:	4,203				
GRAND TOTAL COUNTY:	35,853		85,850	12,080	66,200
KOSCIUSKO					
CIRCUIT & SUPERIOR COUNTY	20,880		32,807	13,536	94,800
	11,310	10,504	36,192	14,664	
TOTAL-COURTS OF RECORD:	32,190	10,504	68,999	28,200	94,800
GRAND TOTAL COUNTY:	32,190	10,504	68,999	28,200	94,800
LAGRANGE					
CIRCUIT	6,693		15,292	12,270	44,944
SUPERIOR	6,194		28,650		19,614
TOTAL-COURTS OF RECORD:	12,887		43,942	12,270	64,558
GRAND TOTAL COUNTY:	12,887		43,942	12,270	64,558
LAKE					
CIRCUIT	18,000	23,611	10,754	39,537	
SUPERIOR CIVIL	90,000	95,753	107,027	233,322	
SUPERIOR TITLE IV-D		41,745	20,395	17,755	
SUPERIOR JUVENILE	18,000	125,694	86,323	88,377	816,228
SUPERIOR CRIMINAL	72,000		194,944	267,308	331,918
SUPERIOR 7, CO. DIV.	22,125	6,250	43,000	116,866	103,777
SUPERIOR 8, CO. DIV.	22,125	12,500	42,998	135,609	80,683
SUPERIOR 9, CO. DIV.	22,125	12,500	42,998	118,021	93,977
TOTAL-COURTS OF RECORD:	264,375	318,053	548,439	1,016,795	1,426,583
CROWN POINT CITY	10,327			2,888	
EAST CHICAGO CITY	41,300	25,480		86,855	56,464
GARY CITY	31,000	20,785		36,336	113,324
HAMMOND CITY	33,146	40,112		42,844	54,062
HOBART CITY	12,824			4,424	
LAKE STATION CITY	8,875			4,780	
WHITING CITY	15,000			7,200	
TOTAL-CITY AND TOWN:	152,472	86,377		185,327	223,850
GRAND TOTAL COUNTY:	416,847	404,430	548,439	1,202,122	1,650,433
LAPORTE					
CIRCUIT	6,500	34,500	35,490	15,330	114,531

COURT EXPENDITURES  
SALARIED PERSONNEL

145

JURY COMMISSIONER	ADMIN- ISTRATOR AND STAFF	SECRETARY	LAW CLERKS & INTERNS	PUBLIC DEFENDER AND STAFF	COURT CLERKS & OTHER EMPLOYEES	TOTAL SALARIED PERSONNEL
	16,275				9,360	32,035
	16,275				60,350	109,282
2,900	33,225	30,760		79,456	130,868	754,044
350						47,250
	10,648			19,000		132,878
					8,360	54,010
350	10,648			19,000	8,360	234,138
						4,203
						4,203
350	10,648			19,000	8,360	238,341
106		28,944				191,073
		16,781				89,451
106		45,725				280,524
106		45,725				280,524
				13,440	655	93,294
				9,279		63,737
				22,719	655	157,031
				22,719	655	157,031
		32,552			36,686	161,140
	90,994	98,305	35,155		12,825	763,381
		13,244				93,139
	54,173	143,064		40,404	16,382	1,388,645
		147,762	15,600	533,555	50,997	1,614,084
	47,985	81,035	13,440	50,820	9,860	495,158
	25,935	67,909		61,740	8,900	458,399
	25,935	63,946		61,740	6,840	448,082
	245,022	647,817	64,195	748,259	142,490	5,422,028
		7,200		4,800	6,339	31,554
	31,605	15,055		13,230	41,655	311,644
	34,012	38,179		18,222	22,374	314,232
	20,125	30,919		17,371	27,737	266,316
		10,670		1,000	11,911	40,829
					3,136	16,791
				2,000		24,200
	85,742	102,023		56,623	113,152	1,005,566
	330,764	749,840	64,195	804,882	255,642	6,427,594
1,785	17,745		5,467	53,097		284,445

COURT EXPENDITURES  
SALARIED PERSONNEL

146

	JUDGES COUNTY PORTION	COMMISSIONER OR REFEREE	REPORTERS	BAILIFFS	PROBATION OFFICE
SUPERIOR 1	6,500		26,506	16,000	39,180
SUPERIOR 2	6,500		23,942	15,295	103,915
SUPERIOR 3	6,500		22,260	17,364	55,186
SUPERIOR 4	6,500		22,200	17,431	55,186
TOTAL-COURTS OF RECORD:	32,500	34,500	130,398	81,420	367,998
GRAND TOTAL COUNTY:	32,500	34,500	130,398	81,420	367,998
LAWRENCE					
CIRCUIT	12,016		31,128	18,150	244,364
SUPERIOR	12,016		32,259	13,714	
COUNTY	13,039		27,650	12,432	
TOTAL-COURTS OF RECORD:	37,071		91,037	44,296	244,364
GRAND TOTAL COUNTY:	37,071		91,037	44,296	244,364
MADISON					
CIRCUIT	12,155	17,440	37,115	33,405	53,728
UNIFIED	60,775	70,760	148,680	100,215	937,945
TOTAL-COURTS OF RECORD:	72,930	88,200	185,795	133,620	991,673
ALEXANDRIA CITY	6,420		5,000		
ANDERSON CITY	27,158		8,133	13,306	
ELWOOD CITY	6,063		20,313	2,041	
ANDERSON CITY PROBATION					102,075
EDGEWOOD TOWN	8,500				
TOTAL-CITY AND TOWN:	48,141		33,446	15,347	102,075
GRAND TOTAL COUNTY:	121,071	88,200	219,241	148,967	1,093,748
MARION					
CIRCUIT	20,461	79,664	49,138	62,400	
SUPERIOR, CIV. 1	20,461	17,071	49,131	39,568	
SUPERIOR, CIV. 2	20,454	17,074	47,431	41,272	
SUPERIOR, CIV. 3	20,448	17,074	47,154	37,798	
SUPERIOR, CIV. 4	20,461	17,077	46,172	41,424	
SUPERIOR, CIV. 5	20,461	25,731	48,024	40,668	
SUPERIOR, CIV. 6	20,453	18,518	46,178	27,494	
SUPERIOR, CIV. 7	20,453	17,072	43,844	44,862	
SUPERIOR PROBATE	20,459	119,896	46,504	35,095	
SUPERIOR JUVENILE	20,460	140,861	151,885	115,684	1,391,461
SUPERIOR, CRIM. 1	20,460	23,528	43,670	35,004	
SUPERIOR, CRIM. 2	20,461	22,900	43,768	35,718	
SUPERIOR, CRIM. 3	20,460	23,587	43,772	35,753	
SUPERIOR, CRIM. 4	20,449	22,575	43,766	35,728	
SUPERIOR, CRIM. 5	20,461	22,898	42,498	34,336	
SUPERIOR, CRIM. 6	20,461	17,198	43,258	34,290	
MUNICIPAL	306,600	116,453	350,742	731,316	1,141,583
CRIMINAL PROBATION					856,934
COURT SERVICES					
TOTAL-COURTS OF RECORD:	633,923	719,177	1,186,935	1,428,410	3,389,978
CENTER TOWNSHIP	27,497				

COURT EXPENDITURES  
SALARIED PERSONNEL

JURY COMMISSIONER	ADMIN- ISTRATOR AND STAFF	SECRETARY	LAW CLERKS & INTERNS	PUBLIC DEFENDER AND STAFF	COURT CLERKS & OTHER EMPLOYEES	TOTAL SALARIED PERSONNEL
	16,994					105,180
		16,897	5,191		2,500	174,240
		17,364			21,358	140,032
		16,129			11,685	129,131
1,785	34,739	50,390	10,658	53,097	35,543	833,028
1,785	34,739	50,390	10,658	53,097	35,543	833,028
300				34,164	14,571	354,693
						57,989
					28,089	81,210
300				34,164	42,660	493,892
300				34,164	42,660	493,892
400			2,800	52,400	14,630	224,073
	103,946			192,450	305,131	1,919,902
400	103,946		2,800	244,850	319,761	2,143,975
					786	12,206
	4,748	21,710		10,786	307	86,148
				3,254		31,671
						102,075
					20,852	29,352
	4,748	21,710		14,040	21,945	261,452
400	108,694	21,710	2,800	258,890	341,706	2,405,427
				7,881		219,544
						126,231
						126,231
						122,474
						125,134
						134,884
			12,360			125,003
						126,231
	29,217			8,895	53,979	314,045
				67,711	461,811	2,349,873
	52,815	17,535		92,700		285,712
		18,402		92,700		233,949
		17,874		92,700	51,415	285,561
		18,195	3,230	92,700	51,913	288,556
		17,352		90,000	49,460	277,005
		19,839		92,725	57,969	285,740
	337,584	66,526		565,257	601,404	4,217,465
						856,934
				235,661	60,950	296,611
	419,616	175,723	15,590	1,438,930	1,388,901	10,797,183
					68,490	95,987

COURT EXPENDITURES  
SALARIED PERSONNEL

148

	JUDGES COUNTY PORTION	COMMISSIONER OR REFEREE	REPORTERS	BAILIFFS	PROBATION OFFICE
DECATUR TOWNSHIP	19,500				
LAWRENCE TOWNSHIP	21,568				
PERRY TOWNSHIP	28,000				
PIKE TOWNSHIP	32,076				
WARREN TOWNSHIP	34,940				
WASHINGTON TOWNSHIP	25,000				
WAYNE TOWNSHIP	26,680				
TOTAL-SMALL CLAIMS:	215,261				
GRAND TOTAL COUNTY:	849,184	719,177	1,186,935	1,428,410	3,389,978
MARSHALL					
CIRCUIT	10,740		18,370	13,266	
SUPERIOR 1	10,740		18,370	13,266	
SUPERIOR 2	10,739		18,427	13,168	
PROBATION					117,101
TOTAL-COURTS OF RECORD:	32,219		55,167	39,700	117,101
GRAND TOTAL COUNTY:	32,219		55,167	39,700	117,101
MARTIN					
CIRCUIT	9,500		13,065	665	23,954
TOTAL-COURTS OF RECORD:	9,500		13,065	665	23,954
GRAND TOTAL COUNTY:	9,500		13,065	665	23,954
MIAMI					
CIRCUIT	10,550		16,500	15,900	
SUPERIOR	10,550		16,100	14,500	
PROBATION					87,223
TOTAL-COURTS OF RECORD:	21,100		32,600	30,400	87,223
PERU CITY	5,787				
BUNKER HILL TOWN	12,600				
TOTAL-CITY AND TOWN:	18,387				
GRAND TOTAL COUNTY:	39,487		32,600	30,400	87,223
MONROE					
ALL COURTS	77,010	39,678	262,154		602,959
PUBLIC DEFENDER					
TOTAL-COURTS OF RECORD:	77,010	39,678	262,154		602,959
GRAND TOTAL COUNTY:	77,010	39,678	262,154		602,959
MONTGOMERY					
CIRCUIT	6,500		14,452	13,382	
COUNTY	7,625		12,966	11,688	
PROBATION					69,390
TOTAL-COURTS OF RECORD:	14,125		27,418	25,070	69,390
CRAWFORDSVILLE CITY	8,106				
TOTAL-CITY AND TOWN:	8,106				
GRAND TOTAL COUNTY:	22,231		27,418	25,070	69,390

COURT EXPENDITURES  
SALARIED PERSONNEL

JURY COMMISSIONER	ADMIN- ISTRATOR AND STAFF	SECRETARY	LAW CLERKS & INTERNS	PUBLIC DEFENDER AND STAFF	COURT CLERKS & OTHER EMPLOYEES	<u>TOTAL</u> <u>SALARIED</u> <u>PERSONNEL</u>
	18,300				40,500	78,300
		47,029				68,597
		114,502			72,150	100,150
	42,346	93,396				146,578
					71,090	170,682
	60,646	254,927			20,528	96,090
	480,262	430,650	15,590	1,438,930	272,758	47,208
					1,661,659	803,592
						11,600,775
70	16,142			18,000	2,265	78,853
	16,142			18,000	1,873	78,391
	16,141	11,089		21,094	19,095	109,753
						117,101
70	48,425	11,089		57,094	23,233	384,098
70	48,425	11,089		57,094	23,233	384,098
455						47,639
455						47,639
455						47,639
600		3,002		18,000		64,552
				18,000		59,150
						87,223
600		3,002		36,000		210,925
					3,005	8,792
						12,600
					3,005	21,392
600		3,002		36,000	3,005	232,317
200	114,895	49,941	18,718			1,165,555
				198,348		198,348
200	114,895	49,941	18,718	198,348		1,363,903
200	114,895	49,941	18,718	198,348		1,363,903
				54,000		88,334
			5,000		1,480	38,759
						69,390
			5,000	54,000	1,480	196,483
						8,106
						8,106
			5,000	54,000	1,480	204,589

COURT EXPENDITURES  
SALARIED PERSONNEL

150

	JUDGES COUNTY PORTION	COMMISSIONER OR REFEREE	REPORTERS	BAILIFFS	PROBATION OFFICE
<b>MORGAN</b>					
CIRCUIT	6,500		14,434	14,143	
SUPERIOR	6,500		14,770	14,143	
COUNTY	8,948		11,756	13,598	
PROBATION					186,673
TOTAL-COURTS OF RECORD:	21,948		40,960	41,884	186,673
MARTINSVILLE CITY	8,200			4,100	
MOORESVILLE TOWN	20,600				
TOTAL-CITY AND TOWN:	28,800			4,100	
GRAND TOTAL COUNTY:	50,748		40,960	45,984	186,673
<b>NEWTON</b>					
CIRCUIT	11,000		17,500	13,800	8,558
SUPERIOR	11,000		16,300	13,800	12,788
TOTAL-COURTS OF RECORD:	22,000		33,800	27,600	21,346
GRAND TOTAL COUNTY:	22,000		33,800	27,600	21,346
<b>NOBLE</b>					
CIRCUIT	6,500		17,430	15,700	67,237
SUPERIOR	6,500	17,500	9,315	15,700	34,890
COUNTY	7,625		32,930	15,700	17,445
TOTAL-COURTS OF RECORD:	20,625	17,500	59,675	47,100	119,572
CROMWELL TOWN	2,645			2,645	
TOTAL-CITY AND TOWN:	2,645			2,645	
GRAND TOTAL COUNTY:	23,270	17,500	59,675	49,745	119,572
<b>OHIO</b>					
CIRCUIT	2,252		2,729	500	2,020
SUPERIOR	3,962		5,399	624	1,802
TOTAL-COURTS OF RECORD:	6,214		8,128	1,124	3,822
GRAND TOTAL COUNTY:	6,214		8,128	1,124	3,822
<b>ORANGE</b>					
CIRCUIT	6,739		15,274	12,875	18,126
COUNTY	9,590		14,810		
TOTAL-COURTS OF RECORD:	16,329		30,084	12,875	18,126
GRAND TOTAL COUNTY:	16,329		30,084	12,875	18,126
<b>OWEN</b>					
CIRCUIT	4,500	3,720	13,050	12,200	31,700
TOTAL-COURTS OF RECORD:	4,500	3,720	13,050	12,200	31,700
GRAND TOTAL COUNTY:	4,500	3,720	13,050	12,200	31,700
<b>PARKE</b>					
CIRCUIT	6,431		27,079	8,430	15,609



COURT EXPENDITURES  
SALARIED PERSONNEL

151

JURY COMMISSIONER	ADMIN- ISTRATOR AND STAFF	SECRETARY	LAW CLERKS & INTERNS	PUBLIC DEFENDER AND STAFF	COURT CLERKS & OTHER EMPLOYEES	<u>TOTAL</u> <u>SALARIED</u> <u>PERSONNEL</u>
537		14,819	2,349		500	53,282
537			1,740		16,882	54,572
537			219		39,210	74,268
					1,000	187,673
1,611		14,819	4,308		57,592	369,795
					6,600	18,900
	28,718				1,300	50,618
	28,718				7,900	69,518
1,611	28,718	14,819	4,308		65,492	439,313
						65,658
1,000	13,800					104,232
	13,800	544		36,000		169,890
1,000	27,600	544		36,000		169,890
1,000	27,600	544		36,000		169,890
						125,238
340		9,360		8,671		95,087
				11,182		91,347
				17,647		311,672
340		9,360		37,500		5,290
						5,290
340		9,360		37,500		316,962
						9,457
500				1,456		20,019
240				6,796	1,196	29,476
740				8,252	1,196	29,476
740				8,252	1,196	29,476
						53,077
63						24,400
						77,477
63						77,477
						105,418
400		19,848		20,000		105,418
400		19,848		20,000		105,418
400		19,848		20,000		105,418
						58,173
120					504	58,173

COURT EXPENDITURES  
SALARIED PERSONNEL

152

	JUDGES COUNTY PORTION	COMMISSIONER OR REFEREE	REPORTERS	BAILIFFS	PROBATION OFFICE
PROBATION					
TOTAL-COURTS OF RECORD:	6,431		27,079	8,430	3,646 19,255
GRAND TOTAL COUNTY:	6,431		27,079	8,430	19,255
PERRY					
CIRCUIT	12,000		32,874		23,520
TOTAL-COURTS OF RECORD:	12,000		32,874		23,520
TELL CITY - NOT REPORTING					
TOTAL-CITY AND TOWN:					
GRAND TOTAL COUNTY:	12,000		32,874		23,520
PIKE					
CIRCUIT	5,216	4,068	45,335	6,354	18,000
TOTAL-COURTS OF RECORD:	5,216	4,068	45,335	6,354	18,000
GRAND TOTAL COUNTY:	5,216	4,068	45,335	6,354	18,000
PORTER					
CIRCUIT	17,526		21,128	18,678	174,497
SUPERIOR 1	16,171	48,955	42,256	18,678	
SUPERIOR 2	16,171		21,128	18,678	271,132
SUPERIOR 3	16,171		21,128	18,678	
SUPERIOR 4	16,171		21,128	18,678	
TOTAL-COURTS OF RECORD:	82,210	48,955	126,768	93,390	445,629
CHESTERTON TOWN	14,465			792	
TOTAL-CITY AND TOWN:	14,465			792	
GRAND TOTAL COUNTY:	96,675	48,955	126,768	94,182	445,629
POSEY					
CIRCUIT	7,838		46,587	7,848	32,564
COUNTY	7,763		24,239		17,781
TOTAL-COURTS OF RECORD:	15,601		70,826	7,848	50,345
GRAND TOTAL COUNTY:	15,601		70,826	7,848	50,345
PULASKI					
CIRCUIT	5,327		16,140	12,360	34,986
COUNTY	4,643		13,524		
TOTAL-COURTS OF RECORD:	9,970		29,664	12,360	34,986
GRAND TOTAL COUNTY:	9,970		29,664	12,360	34,986
PUTNAM					
CIRCUIT	8,017		19,411	13,181	42,036
COUNTY	11,300		35,200		
TOTAL-COURTS OF RECORD:	19,317		54,611	13,181	42,036
GRAND TOTAL COUNTY:	19,317		54,611	13,181	42,036

COURT EXPENDITURES  
SALARIED PERSONNEL

153

JURY COMMISSIONER	ADMIN- ISTRATOR AND STAFF	SECRETARY	LAW CLERKS & INTERNS	PUBLIC DEFENDER AND STAFF	COURT CLERKS & OTHER EMPLOYEES	TOTAL SALARIED PERSONNEL
						3,646
120					504	61,819
120					504	61,819
280		10,696				79,370
280		10,696				79,370
280		10,696				79,370
814				13,005	2,603	95,395
814				13,005	2,603	95,395
814				13,005	2,603	95,395
1,400		15,491				248,720
		47,555				173,615
3,705		15,491		122,230		468,535
			3,345			59,322
		15,491				71,468
5,105		94,028	3,345	122,230		1,021,660
					12,092	27,349
					12,092	27,349
5,105		94,028	3,345	122,230	12,092	1,049,009
1,100						95,937
	13,629			14,130		77,542
1,100	13,629			14,130		173,479
1,100	13,629			14,130		173,479
693	16,140				148	85,794
	13,164			9,000		40,331
693	29,304			9,000	148	126,125
693	29,304			9,000	148	126,125
400						83,045
				17,565		64,065
400				17,565		147,110
400				17,565		147,110

COURT EXPENDITURES  
SALARIED PERSONNEL

154

	JUDGES COUNTY PORTION	COMMISSIONER OR REFEREE	REPORTERS	BAILIFFS	PROBATION OFFICE
<b>RANDOLPH</b>					
CIRCUIT	12,713		15,025	7,751	38,430
SUPERIOR	9,125		14,000	7,750	
TOTAL-COURTS OF RECORD:	21,838		29,025	15,501	38,430
WINCHESTER CITY	6,070				
UNION CITY - CITY	4,126				
TOTAL-CITY AND TOWN:	10,196				
GRAND TOTAL COUNTY:	32,034		29,025	15,501	38,430
<b>RIPLEY</b>					
CIRCUIT - NOT REPORTING					
TOTAL-COURTS OF RECORD:					
BATESVILLE CITY	9,000				
VERSAILLES TOWN	12,000				
TOTAL-CITY AND TOWN:	21,000				
GRAND TOTAL COUNTY:	21,000				
<b>RUSH</b>					
CIRCUIT	7,488		12,814	10,967	19,968
COUNTY	12,064		13,234		11,960
TOTAL-COURTS OF RECORD:	19,552		26,048	10,967	31,928
GRAND TOTAL COUNTY:	19,552		26,048	10,967	31,928
<b>ST. JOSEPH</b>					
CIRCUIT	16,167	4,290	52,947	11,622	319,510
SUPERIOR	107,921	26,399	203,000	104,848	
PROBATE	16,167		29,900	13,859	
JUVENILE		28,000			412,171
TOTAL-COURTS OF RECORD:	140,255	58,689	285,847	130,329	731,681
WALKERTON TOWN	10,700			500	
TOTAL-CITY AND TOWN:	10,700			500	
GRAND TOTAL COUNTY:	150,955	58,689	285,847	130,829	731,681
<b>SCOTT</b>					
CIRCUIT	4,500		15,346	8,093	18,199
COUNTY	7,625		11,372	11,770	
TOTAL-COURTS OF RECORD:	12,125		26,718	19,863	18,199
GRAND TOTAL COUNTY:	12,125		26,718	19,863	18,199
<b>SHELBY</b>					
CIRCUIT	8,300		15,739	15,800	
SUPERIOR 1	8,300		15,800	30,300	
SUPERIOR 2	8,300		15,800	15,800	
PROBATION					102,900
TOTAL-COURTS OF RECORD:	24,900		47,339	61,900	102,900
GRAND TOTAL COUNTY:	24,900		47,339	61,900	102,900

COURT EXPENDITURES  
SALARIED PERSONNEL

155

JURY COMMISSIONER	ADMIN- ISTRATOR AND STAFF	SECRETARY	LAW CLERKS & INTERNS	PUBLIC DEFENDER AND STAFF	COURT CLERKS & OTHER EMPLOYEES	<u>TOTAL SALARIED PERSONNEL</u>
500		13,400				87,819
						30,875
500		13,400				118,694
		5,498				11,568
						4,126
		5,498				15,694
500		18,898				134,388
					6,936	15,936
					6,000	18,000
					12,936	33,936
					12,936	33,936
80	15,002			22,580		88,899
				12,679		49,937
80	15,002			35,259		138,836
80	15,002			35,259		138,836
1,200		19,272	53	222,834	28,201	676,096
1,323	25,000	120,655			490	589,636
					18,240	78,166
						440,171
2,523	25,000	139,927	53	222,834	46,931	1,784,069
					570	11,770
					570	11,770
2,523	25,000	139,927	53	222,834	47,501	1,795,839
850				17,520	14,394	78,902
					1,292	32,059
850				17,520	15,686	110,961
850				17,520	15,686	110,961
		15,800				55,639
						54,400
						39,900
						102,900
		15,800				252,839
		15,800				252,839

COURT EXPENDITURES  
SALARIED PERSONNEL

156

	JUDGES COUNTY PORTION	COMMISSIONER OR REFEREE	REPORTERS	BAILIFFS	PROBATION OFFICE
<b>SPENCER</b>					
CIRCUIT	10,103		13,784		17,697
TOTAL-COURTS OF RECORD:	10,103		13,784		17,697
ROCKFORD CITY	840				
TOTAL-CITY AND TOWN:	840				
GRAND TOTAL COUNTY:	10,943		13,784		17,697
<b>STARKE</b>					
CIRCUIT	6,212	2,800	16,800	12,502	29,775
TOTAL-COURTS OF RECORD:	6,212	2,800	16,800	12,502	29,775
KNOX CITY	8,530	12,158		7,166	
TOTAL-CITY AND TOWN:	8,530	12,158		7,166	
GRAND TOTAL COUNTY:	14,742	14,958	16,800	19,668	29,775
<b>STIEUBEN</b>					
CIRCUIT	5,700		15,800		66,179
SUPERIOR	4,500		15,800	14,200	16,256
TOTAL-COURTS OF RECORD:	10,200		31,600	14,200	82,435
FREMONT TOWN	23,000				
TOTAL-CITY AND TOWN:	23,000				
GRAND TOTAL COUNTY:	33,200		31,600	14,200	82,435
<b>SULLIVAN</b>					
CIRCUIT	12,140		14,170	1,088	9,755
SUPERIOR	11,934		14,170		7,108
TOTAL-COURTS OF RECORD:	24,074		28,340	1,088	16,863
GRAND TOTAL COUNTY:	24,074		28,340	1,088	16,863
<b>SWITZERLAND</b>					
CIRCUIT	2,341			5,179	3,714
SUPERIOR	3,099		9,923	4,711	
TOTAL-COURTS OF RECORD:	5,440		9,923	9,890	3,714
GRAND TOTAL COUNTY:	5,440		9,923	9,890	3,714
<b>TIPPECANOE</b>					
CIRCUIT	10,540	22,154	21,334	14,011	203,733
SUPERIOR 1	10,540		37,273	18,429	
SUPERIOR 2	10,540		19,777	9,066	
SUPERIOR 3	10,540		19,103	14,818	
COUNTY I	8,665		21,745	13,994	
COUNTY II	8,665		19,103	36,337	
TOTAL-COURTS OF RECORD:	59,490	22,154	138,335	106,655	203,733
WEST LAFAYETTE CITY	9,454				
TOTAL-CITY AND TOWN:	9,454				
GRAND TOTAL COUNTY:	68,944	22,154	138,335	106,655	203,733

COURT EXPENDITURES  
SALARIED PERSONNEL

JURY CCOMMISSIONER	ADMIN- ISTRATOR AND STAFF	SECRETARY	LAW CLERKS & INTERNS	PUBLIC DEFENDER AND STAFF	COURT CLERKS & OTHER EMPLOYEES	<u>TOTAL</u> <u>SALARIED</u> <u>PERSONNEL</u>
1,000					13,784	56,368
1,000					13,784	56,368
						840
						840
1,000					13,784	57,208
150	13,975				2,205	84,419
150	13,975				2,205	84,419
				2,000	3,317	33,171
				2,000	3,317	33,171
150	13,975			2,000	5,522	117,590
320	14,200			12,100		114,299
		2,932		23,000		76,688
320	14,200	2,932		35,100		190,987
					11,848	34,848
					11,848	34,848
320	14,200	2,932		35,100	11,848	225,835
180		11,970				49,303
150		11,970				45,332
330		23,940				94,635
330		23,940				94,635
330				1,700		13,264
550				8,498	2,127	28,908
880				10,198	2,127	42,172
880				10,198	2,127	42,172
112					5,177	277,061
56					4,266	70,564
112					605	40,100
	20,071				1,500	66,032
		16,481			4,823	65,708
		20,894				84,999
280	20,071	37,375			16,371	604,464
		8,547				18,001
		8,547				18,001
280	20,071	45,922			16,371	622,465

COURT EXPENDITURES  
SALARIED PERSONNEL

158

	JUDGES COUNTY PORTION	COMMISSIONER OR REFEREE	REPORTERS	BAILIFFS	PROBATION OFFICE
<b>TIPTON</b>					
CIRCUIT	7,956	1,170	16,716	14,976	44,907
TOTAL-COURTS OF RECORD:	7,956	1,170	16,716	14,976	44,907
TIPTON CITY	5,252				
SHARPSVILLE TOWN	2,000				
TOTAL-CITY AND TOWN:	7,252				
GRAND TOTAL COUNTY:	15,208	1,170	16,716	14,976	44,907
<b>UNION</b>					
CIRCUIT	4,500	300	22,498	500	9,937
TOTAL-COURTS OF RECORD:	4,500	300	22,498	500	9,937
GRAND TOTAL COUNTY:	4,500	300	22,498	500	9,937
<b>VANDERBURGH</b>					
CIRCUIT	19,591		76,485	25,742	210,635
SUPERIOR	137,137	66,950	228,844	266,001	325,312
COMMUNITY CORRECTIONS FACILITY					
TOTAL-COURTS OF RECORD:	156,728	66,950	305,329	291,743	535,947
GRAND TOTAL COUNTY:	156,728	66,950	305,329	291,743	535,947
<b>VERMILLION</b>					
CIRCUIT	10,000		15,900	13,146	18,090
TOTAL-COURTS OF RECORD:	10,000		15,900	13,146	18,090
CLINTON CITY	4,509				
TOTAL-CITY AND TOWN:	4,509				
GRAND TOTAL COUNTY:	14,509		15,900	13,146	18,090
<b>VIGO</b>					
VIGO ALL COURTS	85,317	36,793	104,881	67,628	128,137
JUVENILE			17,277		309,540
TOTAL-COURTS OF RECORD:	85,317	36,793	122,158	67,628	437,677
TERRE HAUTE CITY	23,164		12,513		
TOTAL-CITY AND TOWN:	23,164		12,513		
GRAND TOTAL COUNTY:	108,481	36,793	134,671	67,628	437,677
<b>WABASH</b>					
CIRCUIT	8,600		13,445	12,000	60,994
COUNTY	10,000		13,500	13,500	17,000
TOTAL-COURTS OF RECORD:	18,600		26,945	25,500	77,994
WABASH CITY	15,000				
NORTH MANCHESTER TOWN	6,120				
TOTAL-CITY AND TOWN:	21,120				
GRAND TOTAL COUNTY:	39,720		26,945	25,500	77,994
<b>WARREN</b>					
CIRCUIT	7,880		13,890	11,370	15,003
TOTAL-COURTS OF RECORD:	7,880		13,890	11,370	15,003
GRAND TOTAL COUNTY:	7,880		13,890	11,370	15,003



COURT EXPENDITURES  
SALARIED PERSONNEL

159

JURY COMMISSIONER	ADMIN- ISTRATOR AND STAFF	SECRETARY	LAW CLERKS & INTERNS	PUBLIC DEFENDER AND STAFF	COURT CLERKS & OTHER EMPLOYEES	<u>TOTAL SALARIED PERSONNEL</u>
				32,628	343	119,416
720				32,628	343	119,416
					8,618	13,870
					2,016	4,016
					10,634	17,886
720				32,628	10,977	137,302
				13,480		51,215
				13,480		51,215
				13,480		51,215
3,668			11,686	66,912	17,571	432,290
	60,571	137,705		129,942	65,699	1,418,161
					528,197	528,197
3,668	60,571	137,705	11,686	196,854	611,467	2,378,648
3,668	60,571	137,705	11,686	196,854	611,467	2,378,648
						57,436
300						57,436
					9,977	14,486
					9,977	14,486
300					9,977	71,922
		73,876		156,873	39,371	693,026
150						326,817
		73,876		156,873	39,371	1,019,843
						35,677
						35,677
150		73,876		156,873	39,371	1,055,520
				39,546	10,901	145,646
160				22,000	472	76,472
				61,546	11,373	222,118
160					15,500	30,500
						6,120
					15,500	36,620
160				61,546	26,873	258,738
					80	48,573
350					80	48,573
350					80	48,573

COURT EXPENDITURES  
SALARIED PERSONNEL

160

	JUDGES COUNTY PORTION	COMMISSIONER OR REFEREE	REPORTERS	BAILIFFS	PROBATION OFFICE
<b>WARRICK</b>					
CIRCUIT	16,413		24,808	14,129	33,222
SUPERIOR	16,413		67,926	14,129	20,213
TOTAL-COURTS OF RECORD:	32,826		92,734	28,258	53,435
GRAND TOTAL COUNTY:	32,826		92,734	28,258	53,435
<b>WASHINGTON</b>					
CIRCUIT	10,730		26,464	10,829	47,900
SUPERIOR	10,730		14,187	11,500	
TOTAL-COURTS OF RECORD:	21,460		40,651	22,329	47,900
GRAND TOTAL COUNTY:	21,460		40,651	22,329	47,900
<b>WAYNE</b>					
CIRCUIT	15,286		17,126	15,505	
SUPERIOR 1	15,286		17,111	15,491	
SUPERIOR 2	15,286		17,111	15,491	
SUPERIOR 3	15,286		17,111	17,659	
PROBATION					204,940
PUBLIC DEFENDER					
COURT SCHEDULING					
TOTAL-COURTS OF RECORD:	61,144		68,459	64,146	204,940
HAGERSTOWN TOWN	2,100				
TOTAL-CITY AND TOWN:	2,100				
GRAND TOTAL COUNTY:	63,244		68,459	64,146	204,940
<b>WELLS</b>					
CIRCUIT	4,698		16,713	12,555	35,620
SUPERIOR	4,698		16,817	12,898	35,395
TOTAL-COURTS OF RECORD:	9,396		33,530	25,453	71,015
BLUFFTON CITY	4,992				
TOTAL-CITY AND TOWN:	4,992				
GRAND TOTAL COUNTY:	14,388		33,530	25,453	71,015
<b>WHITE</b>					
CIRCUIT	6,357		18,840	10,415	50,075
SUPERIOR	6,357		19,240	12,224	
TOTAL-COURTS OF RECORD:	12,714		38,080	22,639	50,075
MONON TOWN - NOT REPORTING					
TOTAL-CITY AND TOWN:					
GRAND TOTAL COUNTY:	12,714		38,080	22,639	50,075
<b>WHITLEY</b>					
CIRCUIT	9,800		18,000	14,100	34,380
SUPERIOR	4,800	10,300	33,860	12,380	45,000
TOTAL-COURTS OF RECORD:	14,600	10,300	51,860	26,480	79,380
GRAND TOTAL COUNTY:	14,600	10,300	51,860	26,480	79,380

COURT EXPENDITURES  
SALARIED PERSONNEL

JURY COMMISSIONER	ADMIN- ISTRATOR AND STAFF	SECRETARY	LAW CLERKS & INTERNS	PUBLIC DEFENDER AND STAFF	COURT CLERKS & OTHER EMPLOYEES	<u>TOTAL</u> <u>SALARIED</u> <u>PERSONNEL</u>
1,240				12,000		101,812
				12,000		130,681
1,240				24,000		232,493
1,240				24,000		232,493
1,200		10,829		25,600		133,552
						36,417
1,200		10,829		25,600		169,969
1,200		10,829		25,600		169,969
1,934						49,851
					125	48,013
				1,625		49,513
		38,677	788	25,845	20,524	135,890
				75,026		204,940
	48,505					75,026
	48,505					48,505
1,934	48,505	38,677	788	102,496	20,649	611,738
					5,177	7,277
					5,177	7,277
1,934	48,505	38,677	788	102,496	25,826	619,015
200				19,890	991	90,667
100				16,000	466	86,374
300				35,890	1,457	177,041
					3,660	8,652
					3,660	8,652
300				35,890	5,117	185,693
240	14,712					100,639
	15,797					53,618
240	30,509					154,257
240	30,509					154,257
500					1,320	78,100
						106,340
500					1,320	184,440
500					1,320	184,440

COURT EXPENDITURES  
SALARIED PERSONNEL

	JUDGES COUNTY PORTION	COMMISSIONER OR REFEREE	REPORTERS	BAILIFFS	PROBATION OFFICE
GRAND TOTAL-COURTS OF RECORD:	3,458,843	2,060,420	7,380,596	5,215,859	17,776,356
GRAND TOTAL-CITY AND TOWN:	738,744	98,535	79,520	282,393	556,854
GRAND TOTAL-SMALL CLAIM:	215,261				
GRAND TOTAL :	4,412,848	2,158,955	7,460,116	5,498,252	18,333,210

COURT EXPENDITURES  
SALARIED PERSONNEL

163

JURY COMMISSIONER	ADMIN- ISTRATOR AND STAFF	SECRETARY	LAW CLERKS & INTERNS	PUBLIC DEFENDER AND STAFF	COURT CLERKS & OTHER EMPLOYEES	<u>TOTAL SALARIED PERSONNEL</u>
70,535	1,710,960	2,368,085	290,404	5,845,939	3,946,004	50,124,001
15	135,483	220,210		73,354	445,078	2,630,186
	60,646	254,927			272,758	803,592
70,550	1,907,089	2,843,222	290,404	5,919,293	4,663,840	53,557,779

COURT EXPENDITURES  
NON-SALARIED PERSONNEL

164

	JUDGES		PER DIEM		BAILIFFS	
	VENUED OUT	VENUED IN	COURT REPORTERS VENUED OUT	COURT REPORTERS VENUED IN	VENUED OUT	VENUED IN
<b>ADAMS</b>						
CIRCUIT		800		640		375
SUPERIOR		610		488		305
PROBATION						
TOTAL-COURTS OF RECORD:		1,410		1,128		680
GRAND TOTAL COUNTY:		1,410		1,128		680
<b>ALLEN</b>						
CIRCUIT						
SUPERIOR						
TOTAL-COURTS OF RECORD:						
GRAND TOTAL COUNTY:						
<b>BARTHOLOMEW</b>						
CIRCUIT		500		184		5
SUPERIOR 1		8,382				
SUPERIOR 2		1,463				
ALTERNATIVE SENTENCING PROG.						
TOTAL-COURTS OF RECORD:		10,345		184		5
GRAND TOTAL COUNTY:		10,345		184		5
<b>BENTON</b>						
CIRCUIT	390	1,250	240	1,000	130	625
TOTAL-COURTS OF RECORD:	390	1,250	240	1,000	130	625
GRAND TOTAL COUNTY:	390	1,250	240	1,000	130	625
<b>BLACKFORD</b>						
CIRCUIT		1,800		1,448		905
COUNTY						
TOTAL-COURTS OF RECORD:		1,800		1,448		905
MONTPELIER CITY						
TOTAL-CITY AND TOWN:						
GRAND TOTAL COUNTY:		1,800		1,448		905
<b>BOONE</b>						
CIRCUIT		6,650		5,608		3,325
SUPERIOR I		3,000		2,400		1,500
SUPERIOR II		4,680		3,456		2,010
CIR & SUP I PROBATION						
TOTAL-COURTS OF RECORD:		14,330		11,464		6,835
LEBANON CITY						
THORNTOWN TOWN						
ZIONSVILLE TOWN						
JAMESTOWN TOWN						
WHITESTOWN TOWN						
TOTAL-CITY AND TOWN:						
GRAND TOTAL COUNTY:		14,330		11,464		6,835

STATE COURT EXPENDITURES

NON-SALARIED PERSONNEL

-- PER DIEM --

GRAND JURORS	PETIT JURORS	WITNESS FEES	MEDICAL AND PSYCHIATRIC SERVICES	PAUPER ATTORNEY CASE/CASE	OTHER INDIGENT EXPENSES	JUDGE PRO TEM	OTHER	TOTAL NON-SALARY PERSONNEL
890	858		20	16,502				20,085
	1,198			33,021	337			35,959
890	2,056		20	49,523	337			56,044
890	2,056		20	49,523	337			56,044
1,600	33,330		21,758	16,508	18,428	500	4,396	96,520
	60,650		12,925	45,753		650	22,989	142,967
1,600	93,980		34,683	62,261	18,428	1,150	27,385	239,487
1,600	93,980		34,683	62,261	18,428	1,150	27,385	239,487
	10,041			16,310	4,687	1,175		32,002
				43,216		1,000	688	9,070
					6,306			45,679
	10,041			59,526	10,993	2,175	688	6,306
	10,041			59,526	10,993	2,175	688	93,957
								93,957
1,411	15,659	222		14,229		450	350	35,956
1,411	15,659	222		14,229		450	350	35,956
1,411	15,659	222		14,229		450	350	35,956
202	4,233		84	30,745	7,501	550		47,468
	702	160	3,500	7,260	470	125		12,217
202	4,935	160	3,584	38,005	7,971	675		59,685
						100		100
						100		100
202	4,935	160	3,584	38,005	7,971	775		59,785
	6,708		835	12,473		1,000		36,599
	7,500		2,060	25,000		500		41,900
	3,378	285		22,760				36,569
	17,586	285	2,835	60,233		1,500		115,068
	17,586	285	2,835	60,233		1,500		115,068

COURT EXPENDITURES  
NON-SALARIED PERSONNEL

166

	JUDGES VENUED OUT	JUDGES VENUED IN	COURT REPORTERS VENUED OUT	PER DIEM COURT REPORTERS VENUED IN	BAILIFFS VENUED OUT	BAILIFFS VENUED IN
<b>BROWN</b>						
CIRCUIT	5,000		4,000		2,500	
TOTAL-COURTS OF RECORD:	5,000		4,000		2,500	
GRAND TOTAL COUNTY:	5,000		4,000		2,500	
<b>CARROLL</b>						
CIRCUIT		240		232		145
SUPERIOR						
PROBATION						
TOTAL-COURTS OF RECORD:		240		232		145
DELPHI CITY						
BURLINGTON TOWN						
TOTAL-CITY AND TOWN:						
GRAND TOTAL COUNTY:		240		232		145
<b>CASS</b>						
ALL COURTS	348					240
TOTAL-COURTS OF RECORD:	348					240
GRAND TOTAL COUNTY:	348					240
<b>CLARK</b>						
CIRCUIT						
SUPERIOR 1						
SUPERIOR 2						
COUNTY						
CIRCUIT PROBATION						
SUPERIOR 1 PROBATION						
PUBLIC DEFENDER						
TOTAL-COURTS OF RECORD:						
CHARLESTOWN CITY						
JEFFERSONVILLE CITY						
CLARKSVILLE TOWN						
TOTAL-CITY AND TOWN:						
GRAND TOTAL COUNTY:						
<b>CLAY</b>						
CIRCUIT		5,890		4,712		2,945
SUPERIOR		2,600		2,100		1,300
TOTAL-COURTS OF RECORD:		8,490		6,812		4,245
GRAND TOTAL COUNTY:		8,490		6,812		4,245
<b>CLINTON</b>						
CIRCUIT	1,430		1,144		715	
COUNTY						
TOTAL-COURTS OF RECORD:	1,430		1,144		715	
FRANKFORT CITY						
TOTAL-CITY AND TOWN:						
GRAND TOTAL COUNTY:	1,430		1,144		715	



STATE COURT EXPENDITURES  
NON-SALARIED PERSONNEL

167

-- PER DIEM --

GRAND JURORS	PETIT JURORS	WITNESS FEES	MEDICAL AND PSYCHIATRIC SERVICES	PAUPER ATTORNEY CASE/CASE	OTHER INDIGENT EXPENSES	JUDGE PRO TEM	OTHER	<u>TOTAL NON-SALARY PERSONNEL</u>
750	12,000				653			24,903
750	12,000				653			24,903
750	12,000				653			24,903
		461						1,078
	6,957				14,993			21,950
	6,957	461			14,993			23,028
	6,957	461			14,993			23,028
	16,016	85	3,073	15,590	4,473		2,663	42,488
	16,016	85	3,073	15,590	4,473		2,663	42,488
	16,016	85	3,073	15,590	4,473		2,663	42,488
	12,650		2,054	18,259		200		33,163
	11,506		400			650		12,556
	3,000							3,000
	3,000					600		3,600
	30,156		2,454	18,259	2,322	1,450		54,641
					2,322	100		1,000
						1,000		1,000
						225	1,090	1,315
						1,325	1,090	2,415
	30,156		2,454	18,259	2,322	2,775	1,090	57,056
	8,575		1,390	9,505	2,270	400	1,403	37,090
	7,000		500			500		14,000
	15,575		1,890	9,505	2,270	900	1,403	51,090
	15,575		1,890	9,505	2,270	900	1,403	51,090
	8,327		1,080	34,345	3,131	325	1,200	51,697
	2,397	50		37,915		525		40,887
	10,724	50	1,080	72,260	3,131	850	1,200	92,584
	10,724	50	1,080	72,260	3,131	850	1,200	92,584

COURT EXPENDITURES  
NON-SALARIED PERSONNEL

168

	PER DIEM					
	JUDGES VENUED OUT	JUDGES VENUED IN	COURT REPORTERS VENUED OUT	COURT REPORTERS VENUED IN	BAILIFFS VENUED OUT	BAILIFFS VENUED IN
<b>CRAWFORD</b>						
CIRCUIT	1,000	600		2,000		
TOTAL-COURTS OF RECORD:	1,000	600		2,000		
GRAND TOTAL COUNTY:	1,000	600		2,000		
<b>DAVISS</b>						
CIRCUIT		500		224		25
SUPERIOR		40		24		
TOTAL-COURTS OF RECORD:		540		248		25
GRAND TOTAL COUNTY:		540		248		25
<b>DEARBORN</b>						
CIRCUIT		500		72		45
COUNTY						
TOTAL-COURTS OF RECORD:		500		72		45
AURORA CITY						
LAWRENCEBURG CITY						
TOTAL-CITY AND TOWN:						
GRAND TOTAL COUNTY:		500		72		45
<b>DECATUR</b>						
CIRCUIT						
COUNTY						
TOTAL-COURTS OF RECORD:						
GRAND TOTAL COUNTY:						
<b>DEKALB</b>						
CIRCUIT		480		488		305
SUPERIOR		865		778		438
PROBATION						
TOTAL-COURTS OF RECORD:		1,345		1,266		743
BUTLER CITY						
TOTAL-CITY AND TOWN:						
GRAND TOTAL COUNTY:		1,345		1,266		743
<b>DELAWARE</b>						
ALL COURTS		650		525		315
TOTAL-COURTS OF RECORD:		650		525		315
MUNCIE CITY						
YORKTOWN TOWN						
TOTAL-CITY AND TOWN:						
GRAND TOTAL COUNTY:		650		525		315
<b>DUBOIS</b>						
CIRCUIT	285	360		144	10	350

STATE COURT EXPENDITURES  
NON-SALARIED PERSONNEL

-- PER DIEM --

GRAND JURORS	PETIT JURORS	WITNESS FEES	MEDICAL AND PSYCHIATRIC SERVICES	PAUPER ATTORNEY CASE/CASE	OTHER INDIGENT EXPENSES	JUDGE PRO TEM	OTHER	<u>TOTAL NON-SALARY PERSONNEL</u>
500	10,000	500	200		3,000			17,800
500	10,000	500	200		3,000			17,800
500	10,000	500	200		3,000			17,800
226	6,913			18,779				26,667
	1,831	228		19,214				21,337
226	8,744	228		37,993				48,004
226	8,744	228		37,993				48,004
1,214	9,088			4,023	43,892		278	59,112
	1,637	40		14,901		700		17,278
1,214	10,725	40		18,924	43,892	700	278	76,390
						600	50	650
						600	50	650
1,214	10,725	40		18,924	43,892	1,300	328	77,040
521	4,764		465	26,500				32,250
				18,975				18,975
521	4,764		465	45,475				51,225
521	4,764		465	45,475				51,225
	1,827	322		9,846		250		13,518
	2,184	4,351		9,631		800		19,047
			2,500					2,500
	4,011	4,673	2,500	19,477		1,050		35,065
	4,011	4,673	2,500	19,477		1,050		35,065
	22,037	4,677	13,088	159,202	25,150	1,900	3,838	231,382
	22,037	4,677	13,088	159,202	25,150	1,900	3,838	231,382
						500		500
						125		125
						625		625
	22,037	4,677	13,088	159,202	25,150	2,525	3,838	232,007
594	389		50	15,173	1,402		25	18,782

COURT EXPENDITURES  
NON-SALARIED PERSONNEL

170

			PER DIEM			
	JUDGES VENUED OUT	JUDGES VENUED IN	COURT REPORTERS VENUED OUT	COURT REPORTERS VENUED IN	BAILIFFS VENUED OUT	BAILIFFS VENUED IN
SUPERIOR	40	325	64		300	
TOTAL-COURTS OF RECORD:	325	685	64	144	310	350
GRAND TOTAL COUNTY:	325	685	64	144	310	350
ELKHART						
CIRCUIT	590	1,360	168	168	80	105
SUPERIOR 1						
SUPERIOR 2						
SUPERIOR 3		490		200		115
COUNTY - ELKHART						
COUNTY - GOSHEN						
PROBATION						
TOTAL-COURTS OF RECORD:	590	1,850	168	368	80	220
ELKHART CITY						
GOSHEN CITY						
NAPPANEE CITY						
TOTAL-CITY AND TOWN:						
GRAND TOTAL COUNTY:	590	1,850	168	368	80	220
FAYETTE						
CIRCUIT		1,250		56		35
SUPERIOR						
TOTAL-COURTS OF RECORD:		1,250		56		35
GRAND TOTAL COUNTY:		1,250		56		35
FLOYD						
CIRCUIT		1,200				
SUPERIOR		555				
COUNTY						
PROBATION						
TOTAL-COURTS OF RECORD:		1,755				
GRAND TOTAL COUNTY:		1,755				
FOUNTAIN						
CIRCUIT		3,200		264		450
TOTAL-COURTS OF RECORD:		3,200		264		450
ATTICA CITY						
TOTAL-CITY AND TOWN:						
GRAND TOTAL COUNTY:		3,200		264		450
FRANKLIN						
CIRCUIT		244				
TOTAL-COURTS OF RECORD:		244				
GRAND TOTAL COUNTY:		244				
FULTON						
CIRCUIT		1,060		280		204

STATE COURT EXPENDITURES  
NON-SALARIED PERSONNEL

171

-- PER DIEM --

GRAND JURORS	PETIT JURORS	WITNESS FEES	MEDICAL AND PSYCHIATRIC SERVICES	PAUPER ATTORNEY CASE/CASE	OTHER INDIGENT EXPENSES	JUDGE PRO TEM	OTHER	<u>TOTAL NON-SALARY PERSONNEL</u>
	2,445	190	430	248				4,042
594	2,834	190	480	15,421	1,402		25	22,824
594	2,834	190	480	15,421	1,402		25	22,824
	20,830	250	5,227	45,324	963		1,976	77,041
1,459	16,542		135	6,335			932	25,403
	13,012	10	1,116	14,052			760	28,950
	23,170		1,803		894	450	190	27,312
	3,570				1,675			5,245
	5,000	1,000		24,000	300			30,300
1,459	82,124	1,260	8,281	89,711	3,832	450	3,858	194,251
						375		375
				225		100		325
1,459	82,124	1,260	8,281	89,936	3,832	925	3,858	194,951
				225		475		700
111	3,619		400	46,007	2,621	650		54,749
	211			21,570	700	75		22,556
111	3,830		400	67,577	3,321	725		77,305
111	3,830		400	67,577	3,321	725		77,305
16,000		300	3,500		5,000	12,000		38,000
13,490			1,640		15,391	11,381	5,492	47,949
	1,619		24			475		2,118
29,490	1,619	300	5,164		20,391	23,856	5,492	88,067
29,490	1,619	300	5,164		20,391	23,856	5,492	88,067
	3,728			897	909	375	150	9,973
	3,728			897	909	375	150	9,973
							2,332	2,332
							2,332	2,332
	3,728			897	909	375	2,482	12,305
256	6,155			33,326				39,981
256	6,155			33,326				39,981
256	6,155			33,326				39,981
	11,546			23,070	5,014			41,174

COURT EXPENDITURES  
NON-SALARIED PERSONNEL

172

	PER DIEM		BAILIFFS VENUED OUT	BAILIFFS VENUED IN
	JUDGES VENUED OUT	JUDGES VENUED IN		
COUNTY				
TOTAL-COURTS OF RECORD:	1,060		280	204
GRAND TOTAL COUNTY:	1,060		280	204
GIBSON				
CIRCUIT	300		96	60
SUPERIOR	160		88	
TOTAL-COURTS OF RECORD:	460		184	60
GRAND TOTAL COUNTY:	460		184	60
GRANT				
CIRCUIT	1,200		94	165
SUPERIOR 1	60		48	10
SUPERIOR 2	360		56	35
COUNTY PROBATION				
TOTAL-COURTS OF RECORD:	1,620		198	210
GAS CITY-CITY MARION CITY				
TOTAL-CITY AND TOWN:				
GRAND TOTAL COUNTY:	1,620		198	210
GREENE				
CIRCUIT	1,120		584	365
SUPERIOR				
TOTAL-COURTS OF RECORD:	1,120		584	365
GRAND TOTAL COUNTY:	1,120		584	365
HAMILTON				
CIRCUIT	3,320		816	975
SUPERIOR 1	1,540		896	610
SUPERIOR 2	3,490		2,752	1,720
SUPERIOR 3	2,730		2,048	1,280
COUNTY	170		80	50
CIR & SUP PROBATION COUNTY PROBATION COUNTY SUBSTANCE ABUSE				
TOTAL-COURTS OF RECORD:	11,250		6,592	4,635
CARMEL CITY NOBLESVILLE CITY				
TOTAL-CITY AND TOWN:				
GRAND TOTAL COUNTY:	11,250		6,592	4,635
HANCOCK				
CIRCUIT	2,420		230	173
SUPERIOR	2,700		286	182

STATE COURT EXPENDITURES  
NON-SALARIED PERSONNEL

173

-- PER DIEM --

GRAND JURORS	PETIT JURORS	WITNESS FEES	MEDICAL AND PSYCHIATRIC SERVICES	PAUPER ATTORNEY CASE/CASE	OTHER INDIGENT EXPENSES	JUDGE PRO TEM	OTHER	TOTAL NON-SALARY PERSONNEL
	1,999	100		38,708		125		40,932
	13,545	100		61,778	5,014	125		82,106
	13,545	100		61,778	5,014	125		82,106
	7,515		128	21,274	3,122	1,000		33,495
			125	12,290		525		13,188
	7,515		253	33,564	3,122	1,525		46,683
	7,515		253	33,564	3,122	1,525		46,683
	15,097		780	5,968	6,853	700	762	31,619
	12,445	100		1,431	4,261	500		18,855
	9,032			18,000	3,152	525		31,160
	658		1,000	5,522		975	823	8,978
	37,232	100	1,780	30,921	14,266	2,700	1,585	90,612
				1,500		2,500		4,000
				2,730		3,550		6,280
				4,230		6,050		10,280
	37,232	100	1,780	35,151	14,266	8,750	1,585	100,892
	10,355		1,400	44,742	5,011		100	63,677
	5,249			24,727	3,177		100	33,253
	15,604		1,400	69,469	8,188		200	96,930
	15,604		1,400	69,469	8,188		200	96,930
437	10,203	8,727	954	53,409		425	217	79,483
	5,112		2,290	32,207				42,655
	13,703	3,423		52,514	9,734	675	6,587	94,598
	4,210		703	28,409	6,544			45,924
	2,528	4,099	235			825	8,971	16,958
			1,202					1,202
			155					155
			3,160					3,160
437	35,756	16,249	8,699	166,539	16,278	1,925	15,775	284,135
				1,000		850	123	1,973
							275	275
				1,000		850	398	2,243
437	35,756	16,249	8,699	167,539	16,278	2,775	16,173	286,383
	12,905			48,295				64,023
	14,801	1,555		45,000				64,524

COURT EXPENDITURES  
NON-SALARIED PERSONNEL

174

	JUDGES		PER DIEM		BAILIFFS	
	VENUED OUT	VENUED IN	COURT REPORTERS VENUED OUT	COURT REPORTERS VENUED IN	VENUED OUT	VENUED IN
COUNTY						
TOTAL-COURTS OF RECORD:		5,120		516		355
GRAND TOTAL COUNTY:		5,120		516		355
HARRISON						
CIRCUIT		1,500		500		250
COUNTY						
TOTAL-COURTS OF RECORD:		1,500		500		250
GRAND TOTAL COUNTY:		1,500		500		250
HENDRICKS						
CIRCUIT		3,600		2,856		1,320
SUPERIOR 1		2,270		1,682		1,080
SUPERIOR 2		450		619	265	
SUPERIOR PROBATION						
TOTAL-COURTS OF RECORD:		6,320		5,157	265	2,400
PLAINFIELD TOWN						
TOTAL-CITY AND TOWN:						
GRAND TOTAL COUNTY:		6,320		5,157	265	2,400
HENRY						
CIRCUIT		2,430		540		335
SUPERIOR		160		48		30
COUNTY						
PROBATION						
TOTAL-COURTS OF RECORD:		2,590		588		365
KNIGHTSTOWN TOWN						
TOTAL-CITY AND TOWN:						
GRAND TOTAL COUNTY:		2,590		588		365
HOWARD						
CIRCUIT		100		104		65
SUPERIOR 1		330		264		165
SUPERIOR 2		40		32		20
COUNTY	200		100		100	
HOST HOMES						
CASA PROGRAM						
DETENTION ALTERNATIVE PROGRA						
PUBLIC DEFENDER						
TOTAL-COURTS OF RECORD:	200	470	100	400	100	250
GRAND TOTAL COUNTY:	200	470	100	400	100	250
HUNTINGTON						
CIRCUIT		280		232		30
SUPERIOR	550	40		32		20
TOTAL-COURTS OF RECORD:	550	320		264		50
ROANOKE TOWN						
TOTAL-CITY AND TOWN:						
GRAND TOTAL COUNTY:	550	320		264		50



STATE COURT EXPENDITURES  
NON-SALARIED PERSONNEL

- - PER DIEM - -

GRAND JURORS	PETTIT JURORS	WITNESS FEES	MEDICAL AND PSYCHIATRIC SERVICES	PAUPER ATTORNEY CASE/CASE	OTHER INDIGENT EXPENSES	JUDGE PRO TEM	OTHER	<u>TOTAL NON-SALARY PERSONNEL</u>
	2,571			33,773				36,344
	30,277	1,555		127,068				164,891
	30,277	1,555		127,068				164,891
500	5,000	300	1,200	5,000	2,000	500		16,750
	3,000		300		2,200	300	4,000	9,800
500	8,000	300	1,500	5,000	4,200	800	4,000	26,550
500	8,000	300	1,500	5,000	4,200	800	4,000	26,550
1,570	15,522			39,978	7,034			71,880
	998				572	425		7,027
	4,533			29,000	6,967	1,225		43,059
1,570	21,053			68,978	14,573	1,650		121,966
1,570	21,053			68,978	14,573	1,650		121,966
1,096	7,934		846	16,730	12,935	275	2,135	45,256
	7,206	2,723	650	31,898	2,759	675	5,841	51,990
	259				12	650		921
1,096	15,399	2,723	1,496	48,628	15,706	1,600	7,976	98,167
1,096	15,399	2,723	1,496	48,628	15,706	1,600	7,976	98,167
1,260	24,010	10	270	8,476	11,420	725	460	46,900
	13,605			11,192	838	700	1,215	28,309
	2,230							2,322
	1,000						500	1,900
1,260	40,945	10	270	13,500	12,258	1,425	2,175	92,931
1,260	40,845	10	270	33,168	12,258	1,425	2,175	92,931
	4,689		1,224	21,258				27,713
	2,493	171	415	7,307	1,555			12,583
	7,182	171	1,639	28,565	1,555			40,296
	7,182	171	1,639	28,565	1,555			40,296

COURT EXPENDITURES  
NON-SALARIED PERSONNEL

176

	JUDGES		COURT REPORTERS		BAILIFFS	
	VENUED OUT	VENUED IN	VENUED OUT	VENUED IN	VENUED OUT	VENUED IN
PER DIEM						
JACKSON						
CIRCUIT	441	2,370		1,472		400
SUPERIOR						
PROBATION						
TOTAL-COURTS OF RECORD:	441	2,370		1,472		400
GRAND TOTAL COUNTY:	441	2,370		1,472		400
JASPER						
CIRCUIT		2,800		2,240		1,400
SUPERIOR	1,800		1,807		1,063	
TOTAL-COURTS OF RECORD:	1,800	2,800	1,807	2,240	1,063	1,400
DEMOTTE TOWN						
WHEATFIELD TOWN						
TOTAL-CITY AND TOWN:						
GRAND TOTAL COUNTY:	1,800	2,800	1,807	2,240	1,063	1,400
JAY						
CIRCUIT						
SUPERIOR						
TOTAL-COURTS OF RECORD:						
DUNKIRK CITY						
PORTLAND CITY						
TOTAL-CITY AND TOWN:						
GRAND TOTAL COUNTY:						
JEFFERSON						
CIRCUIT		480		144		200
COUNTY		10		8		
TOTAL-COURTS OF RECORD:		490		152		200
GRAND TOTAL COUNTY:		490		152		200
JENNINGS						
CIRCUIT		4,350		3,832		246
TOTAL-COURTS OF RECORD:		4,350		3,832		246
NORTH VERNON CITY						
TOTAL-CITY AND TOWN:						
GRAND TOTAL COUNTY:		4,350		3,832		246
JOHNSON						
CIRCUIT	2,100		1,688			165
SUPERIOR 1		1,010		808		90
SUPERIOR 2		780		570		60
TOTAL-COURTS OF RECORD:	2,100	1,790	1,688	1,378		315
FRANKLIN CITY						
GREENWOOD CITY						

STATE COURT EXPENDITURES  
NON-SALARIED PERSONNEL

177

-- PER DIEM --

GRAND JURORS	PETIT JURORS	WITNESS FEES	MEDICAL AND PSYCHIATRIC SERVICES	PAUPER ATTORNEY CASE/CASE	OTHER INDIGENT EXPENSES	JUDGE PRO TEM	OTHER	TOTAL NON-SALARY PERSONNEL
651	7,943				2,848			16,125
	811			16,478		325		17,614
651	8,754			16,478	2,848	325		33,739
651	8,754			16,478	2,848	325		33,739
	8,855	1,444		24,666	4,097			45,502
	7,538	300	753			1,000		14,261
	16,393	1,744	753	24,666	4,097	1,000		59,763
	16,393	1,744	753	24,666	4,097	1,000		59,763
	4,858	125	438	22,890	2,001	500	1,498	32,310
	1,325		503	2,851	957	250		5,886
	6,183	125	941	25,741	2,958	750	1,498	38,196
	6,183	125	941	25,741	2,958	750	1,498	38,196
1,200	13,993	300	1,000	74,990		600		92,907
	2,059	65		13,775		375		16,292
1,200	16,052	365	1,000	88,765		975		109,199
1,200	16,052	365	1,000	88,765		975		109,199
	4,626				3,621			16,675
	4,626				3,621			16,675
						317		317
						317		317
	4,626				3,621	317		16,992
1,113	18,008		645	25,180			15,000	63,899
	3,702		610	1,464	1,795			9,479
	6,820		1,375	15,600				25,205
1,113	28,530		2,630	42,244	1,795		15,000	98,583
						400	1,200	1,600

COURT EXPENDITURES  
NON-SALARIED PERSONNEL

178

	JUDGES		PER DIEM		BAILIFFS	
	VENUED OUT	VENUED IN	COURT REPORTERS VENUED OUT	COURT REPORTERS VENUED IN	VENUED OUT	VENUED IN
NEW WHITELAND TOWN						
TOTAL-CITY AND TOWN:						
GRAND TOTAL COUNTY:	2,100	1,790	1,688	1,378		315
KNOX						
CIRCUIT	500	350		280		175
SUPERIOR 1				92		
SUPERIOR 2						
TOTAL-COURTS OF RECORD:	500	350		372		175
BICKNELL CITY						
TOTAL-CITY AND TOWN:						
GRAND TOTAL COUNTY:	500	350		372		175
KOSCIUSKO						
CIRCUIT & SUPERIOR COUNTY		1,400	88			45
TOTAL-COURTS OF RECORD:		1,400	88			45
GRAND TOTAL COUNTY:		1,400	88			45
LAGRANGE						
CIRCUIT	550		88			
SUPERIOR						
TOTAL-COURTS OF RECORD:	550		88			
GRAND TOTAL COUNTY:	550		88			
LAKE						
CIRCUIT						
SUPERIOR CIVIL						
SUPERIOR TITLE IV-D						
SUPERIOR JUVENILE						
SUPERIOR CRIMINAL						
SUPERIOR 7, CO. DIV.						
SUPERIOR 8, CO. DIV.						
SUPERIOR 9, CO. DIV.						
TOTAL-COURTS OF RECORD:						
CROWN POINT CITY						
EAST CHICAGO CITY						
GARY CITY						
HAMMOND CITY						
HOBART CITY						
LAKE STATION CITY						
WHITING CITY		1,500				
TOTAL-CITY AND TOWN:		1,500				
GRAND TOTAL COUNTY:		1,500				
LAPORTE						
CIRCUIT		1,380		504		675

STATE COURT EXPENDITURES  
NON-SALARIED PERSONNEL

179

-- PER DIEM --

GRAND JURORS	PETIT JURORS	WITNESS FEES	MEDICAL AND PSYCHIATRIC SERVICES	PAUPER ATTORNEY CASE/CASE	OTHER INDIGENT EXPENSES	JUDGE PRO TEM	OTHER	<u>TOTAL NON-SALARY PERSONNEL</u>
	1,113	28,530	2,630	42,244	1,795	400	1,200	1,600
						400	16,200	100,183
1,240	7,029			9,088	638			19,300
267	8,006		206	37,551			1,000	47,122
	2,837			24,484			200	27,521
1,507	17,872		206	71,123	638		1,200	93,943
1,507	17,872		206	71,123	638		1,200	93,943
	12,132			92,474		475	295	106,909
	2,827		200	24,882		1,450	25	29,384
	14,959		200	117,356		1,925	320	136,293
	14,959		200	117,356		1,925	320	136,293
210	1,899	250		6,953	3,326			13,276
	239	93			98			430
210	2,138	343		6,953	3,424			13,706
210	2,138	343		6,953	3,424			13,706
	5,687						1,620	7,307
9,916	333,129						40	343,085
							480	480
		4,563	15,229	13,000	126,833		17,220	176,845
	7,000					300	3,000	10,300
	2,052		1,960				1,979	5,991
	3,000						4,000	7,000
9,916	350,868	4,563	17,189	13,000	126,833	300	28,339	551,008
						325		325
							3,500	3,500
						17,451		17,451
						600	4,000	4,600
						400		400
				3,000		75		3,075
								1,500
9,916	350,868	4,563	17,189	16,000	126,833	18,851	7,500	30,851
						19,151	35,839	581,859
500	10,569		820		768	900		16,116

COURT EXPENDITURES  
NON-SALARIED PERSONNEL

180

	JUDGES		COURT REPORTERS		BAILIFFS	
	VENUED OUT	VENUED IN	VENUED OUT	VENUED IN	VENUED OUT	VENUED IN
SUPERIOR 1		90		64		45
SUPERIOR 2		100	100		100	
SUPERIOR 3						
SUPERIOR 4						
TOTAL-COURTS OF RECORD:		1,570	100	568	100	720
GRAND TOTAL COUNTY:		1,570	100	568	100	720

LAWRENCE

CIRCUIT  
SUPERIOR  
COUNTY

TOTAL-COURTS OF RECORD:  
GRAND TOTAL COUNTY:

MADISON

CIRCUIT 150  
UNIFIED

TOTAL-COURTS OF RECORD: 150

ALEXANDRIA CITY  
ANDERSON CITY  
ELWOOD CITY  
ANDERSON CITY PROBATION  
EDGEWOOD TOWN

TOTAL-CITY AND TOWN:  
GRAND TOTAL COUNTY: 150

MARION

CIRCUIT						
SUPERIOR, CIV. 1		1,720		1,376		860
SUPERIOR, CIV. 2						
SUPERIOR, CIV. 3						
SUPERIOR, CIV. 4						
SUPERIOR, CIV. 5						
SUPERIOR, CIV. 6						
SUPERIOR, CIV. 7						
SUPERIOR PROBATE						
SUPERIOR JUVENILE						
SUPERIOR, CRIM. 1						
SUPERIOR, CRIM. 2						
SUPERIOR, CRIM. 3						
SUPERIOR, CRIM. 4						
SUPERIOR, CRIM. 5						
SUPERIOR, CRIM. 6						
MUNICIPAL						
CRIMINAL PROBATION						
COURT SERVICES						
TOTAL-COURTS OF RECORD:		1,720		1,376		860
CENTER TOWNSHIP						

STATE COURT EXPENDITURES  
NON-SALARIED PERSONNEL

181

-- PER DIEM --

GRAND JURORS	PETTIT JURORS	WITNESS FEES	MEDICAL AND PSYCHIATRIC SERVICES	PAUPER ATTORNEY CASE/CASE	OTHER INDIGENT EXPENSES	JUDGE PRO TEM	OTHER	TOTAL NON-SALARY PERSONNEL
	7,843		600	54,080	923	100	84	63,829
150	2,000	100	350		1,000	1,000	500	5,400
	2,094		500	35,000		875		38,469
	1,259		216		325	1,259		3,059
650	23,765	100	2,486	89,080	3,016	4,134	584	126,873
650	23,765	100	2,486	89,080	3,016	4,134	584	126,873
	9,214	510	893	22,491	10,109	550	4,039	47,806
	4,824		432	9,898	616	750		16,520
	356					325		681
	14,394	510	1,325	32,389	10,725	1,625	4,039	65,007
	14,394	510	1,325	32,389	10,725	1,625	4,039	65,007
	8,190	20						8,360
4,000	39,947	50	11,656	65,377	67,217	6,775		195,022
4,000	48,137	70	11,656	65,377	67,217	6,775		203,382
	426					1,275		1,701
	426					1,275		1,701
4,000	48,563	70	11,656	65,377	67,217	8,050		205,083
								3,956
							19,465	19,465
			6,975	36,586	12,968	8,175		64,704
	244,513	70,241		2,708	44,052			361,514
	244,513	70,241	6,975	39,294	57,020	8,175	19,465	449,639
						1,993		1,993

COURT EXPENDITURES  
NON-SALARIED PERSONNEL

182

			PER DIEM		
	JUDGES VENUED OUT	JUDGES VENUED IN	COURT REPORTERS VENUED OUT	COURT REPORTERS VENUED IN	BAILIFFS VENUED OUT
					BAILIFFS VENUED IN
DECATUR TOWNSHIP					
LAWRENCE TOWNSHIP					
PERRY TOWNSHIP					
PIKE TOWNSHIP					
WARREN TOWNSHIP					
WASHINGTON TOWNSHIP					
WAYNE TOWNSHIP					
TOTAL-SMALL CLAIMS:					
GRAND TOTAL COUNTY:		1,720		1,376	860
 MARSHALL					
CIRCUIT		5,560		1,120	540
SUPERIOR 1		1,820	232		165
SUPERIOR 2					
PROBATION					
TOTAL-COURTS OF RECORD:		7,380	232	1,120	705
GRAND TOTAL COUNTY:		7,380	232	1,120	705
 MARTIN					
CIRCUIT		310		152	
TOTAL-COURTS OF RECORD:		310		152	
GRAND TOTAL COUNTY:		310		152	
 MIAMI					
CIRCUIT		2,180		1,744	1,090
SUPERIOR		2,500		2,000	1,200
PROBATION					
TOTAL-COURTS OF RECORD:		4,680		3,744	2,290
PERU CITY					
BUNKER HILL TOWN					
TOTAL-CITY AND TOWN:					
GRAND TOTAL COUNTY:		4,680		3,744	2,290
 MONROE					
ALL COURTS		5,101			
PUBLIC DEFENDER					
TOTAL-COURTS OF RECORD:		5,101			
GRAND TOTAL COUNTY:		5,101			
 MONTGOMERY					
CIRCUIT		280		224	140
COUNTY					
PROBATION					
TOTAL-COURTS OF RECORD:		280		224	140
CRAWFORDSVILLE CITY					
TOTAL-CITY AND TOWN:					
GRAND TOTAL COUNTY:		280		224	140



STATE COURT EXPENDITURES  
NON-SALARIED PERSONNEL

183

-- PER DIEM --

GRAND JURORS	PETIT JURORS	WITNESS FEES	MEDICAL AND PSYCHIATRIC SERVICES	PAUPER ATTORNEY CASE/CASE	OTHER INDIGENT EXPENSES	JUDGE PRO TEM	OTHER	TOTAL NON-SALARY PERSONNEL
						250		250
			16,452			400	40	16,852
						75		75
			16,452			2,718	40	19,210
	244,513	70,241	23,427	39,294	57,020	10,893	19,505	468,849
8,654				2,244	540			18,658
321	5,667			3,900	2,359		100	14,564
	2,757	25	200			1,000		3,982
							1,875	1,875
8,975	8,424	25	200	6,144	2,899	1,000	1,975	39,079
8,975	8,424	25	200	6,144	2,899	1,000	1,975	39,079
	4,251			9,344	686	112		14,855
	4,251			9,344	686	112		14,855
	4,251			9,344	686	112		14,855
	5,359		810	6,138	7,635	700		25,656
	8,000	1,000	2,500	12,000				29,200
			1,986					1,986
	13,359	1,000	5,296	18,138	7,635	700		56,842
						100		100
						100		100
	13,359	1,000	5,296	18,138	7,635	800		56,942
821	28,788			8,708	7,616	2,825	7,166	61,025
821	28,788			8,708	7,616	2,825	7,166	61,025
821	28,788			8,708	7,616	2,825	7,166	61,025
3,144	16,689		1,303	8,669	3,440	1,975	2,374	38,238
	1,793				500	475		2,768
3,144	18,482		1,303	8,669	3,940	2,450	2,374	41,006
						50		50
						50		50
3,144	18,482		1,303	8,669	3,940	2,500	2,374	41,056

COURT EXPENDITURES  
NON-SALARIED PERSONNEL

184

	JUDGES VENUED OUT	JUDGES VENUED IN	COURT REPORTERS VENUED OUT	PER DIEM COURT REPORTERS VENUED IN	BAILIFFS VENUED OUT	BAILIFFS VENUED IN
<b>MORGAN</b>						
CIRCUIT		6,080		2,400		1,515
SUPERIOR		2,960		1,141		536
COUNTY						
PROBATION						
TOTAL-COURTS OF RECORD:		9,040		3,541		2,051
MARTINSVILLE CITY						
MOORESVILLE TOWN						
TOTAL-CITY AND TOWN:						
GRAND TOTAL COUNTY:		9,040		3,541		2,051
<b>NEWTON</b>						
CIRCUIT		2,500		1,500		1,000
SUPERIOR		2,400		768		1,240
TOTAL-COURTS OF RECORD:		4,900		2,268		2,240
GRAND TOTAL COUNTY:		4,900		2,268		2,240
<b>NOBLE</b>						
CIRCUIT		1,250		1,000		425
SUPERIOR	2,422		1,748		1,045	
COUNTY						
TOTAL-COURTS OF RECORD:	2,422	1,250	1,748	1,000	1,045	425
CROMWELL TOWN						
TOTAL-CITY AND TOWN:						
GRAND TOTAL COUNTY:	2,422	1,250	1,748	1,000	1,045	425
<b>OHIO</b>						
CIRCUIT						
SUPERIOR						
TOTAL-COURTS OF RECORD:						
GRAND TOTAL COUNTY:						
<b>ORANGE</b>						
CIRCUIT		841				
COUNTY						
TOTAL-COURTS OF RECORD:		841				
GRAND TOTAL COUNTY:		841				
<b>OWEN</b>						
CIRCUIT		730		624	1,408	365
TOTAL-COURTS OF RECORD:		730		624	1,408	365
GRAND TOTAL COUNTY:		730		624	1,408	365
<b>PARKE</b>						
CIRCUIT		1,235		2,063		930

STATE COURT EXPENDITURES  
NON-SALARIED PERSONNEL

185

- - PER DIEM - -

GRAND JURORS	PETT JUOPS	WITNESS FEES	MEDICAL AND PSYCHIATRIC SERVICES	PAUPER ATTORNEY CASE/CASE	OTHER INDIGENT EXPENSES	JUDGE PRO TEM	OTHER	<u>TOTAL NON-SALARY PERSONNEL</u>
197	22,842		2,465	57,310	11,735	100		104,644
	11,505	195	875	54,374	14,061	50		85,697
	3,475		110	25,300		725		29,610
197	37,822	195	3,450	136,984	25,796	875		219,951
				225		150		375
				225		150		375
197	37,822	195	3,450	137,209	25,796	1,025		220,326
500	11,000		1,000	1,000				18,500
	10,633		179		857		431	16,508
500	21,633		1,179	1,000	857		431	35,008
500	21,633		1,179	1,000	857		431	35,008
	8,665		715	6,194	661		3,055	21,965
	9,079			6,179	942		69	21,484
				2,779				2,779
	17,744		715	15,152	1,603		3,124	46,228
	17,744		715	15,152	1,603		3,124	46,228
				130				130
			2,699					2,699
			2,699	130				2,829
			2,699	130				2,829
	4,331		934	10,904	1,435	425		18,870
			100	3,968	82	275	100	4,525
	4,331		1,034	14,872	1,517	700	100	23,395
	4,331		1,034	14,872	1,517	700	100	23,395
276	14,600			15,544	5,062	575	3,528	42,712
276	14,600			15,544	5,062	575	3,528	42,712
276	14,600			15,544	5,062	575	3,528	42,712
	4,783			44,087				53,098

COURT EXPENDITURES  
NON-SALARIED PERSONNEL

186

	JUDGES VENUED OUT	JUDGES VENUED IN	COURT REPORTERS VENUED OUT	PER DIFM COURT REPORTERS VENUED IN	BAILIFFS VENUED OUT	BAILIFFS VENUED IN
<b>PROBATION</b>						
TOTAL-COURTS OF RECORD:		1,235		2,063		930
GRAND TOTAL COUNTY:		1,235		2,063		930
<b>PERRY</b>						
CIRCUIT		220		176		
TOTAL-COURTS OF RECORD:		220		176		
TELL CITY - NOT REPORTING						
TOTAL-CITY AND TOWN:						
GRAND TOTAL COUNTY:		220		176		
<b>PIKE</b>						
CIRCUIT		500		400		250
TOTAL-COURTS OF RECORD:		500		400		250
GRAND TOTAL COUNTY:		500		400		250
<b>PORTER</b>						
CIRCUIT		1,130		88		570
SUPERIOR 1		1,680		312		800
SUPERIOR 2		2,410		208		815
SUPERIOR 3						
SUPERIOR 4						
TOTAL-COURTS OF RECORD:		5,220		608		2,185
CHESTERTON TOWN						
TOTAL-CITY AND TOWN:						
GRAND TOTAL COUNTY:		5,220		608		2,185
<b>POSEY</b>						
CIRCUIT						
COUNTY						
TOTAL-COURTS OF RECORD:						
GRAND TOTAL COUNTY:						
<b>PULASKI</b>						
CIRCUIT		150		248		155
COUNTY						
TOTAL-COURTS OF RECORD:		150		248		155
GRAND TOTAL COUNTY:		150		248		155
<b>PUTNAM</b>						
CIRCUIT		1,540		1,232		770
COUNTY						
TOTAL-COURTS OF RECORD:		1,540		1,232		770
GRAND TOTAL COUNTY:		1,540		1,232		770

STATE COURT EXPENDITURES  
NON-SALARIED PERSONNEL

187

-- PER. DIEM --

GRAND JURORS	PETIT JURORS	WITNESS FEES	MEDICAL AND PSYCHIATRIC SERVICES	PAUPER ATTORNEY CASE/CASE	OTHER INDIGENT EXPENSES	JUDGE PRO TEM	OTHER	TOTAL NON-SALARY PERSONNEL
	4,783			44,087				53,098
	4,783			44,087				53,098
	3,780			44,033				48,209
	3,780			44,033				48,209
	3,780			44,033				48,209
1,500	10,000			6,000		350	400	19,400
1,500	10,000			6,000		350	400	19,400
1,500	10,000			6,000		350	400	19,400
150	3,400		1,200	4,633	992	100	22,020	34,283
	16,490		300	8,023	9,182			36,787
	8,957	4,204	1,945	12,556	6,474			37,569
	2,788			75	1,707		122	4,692
	1,384							1,384
150	33,019	4,204	3,445	25,287	18,355	100	22,142	114,715
150	33,019	4,204	3,445	25,287	18,355	100	22,142	114,715
	10,206			21,815	2,158			34,179
	1,859						1,324	3,183
	12,065			21,815	2,158		1,324	37,362
	12,065			21,815	2,158		1,324	37,362
	4,688	1,576		36,148	6,964			49,929
	355			11,500				11,855
	5,043	1,576		47,648	6,964			61,784
	5,043	1,576		47,648	6,964			61,784
	3,612			35,500		475	150	43,279
	3,872			5,729		450		10,051
	7,484			41,229		925	150	53,330
	7,484			41,229		925	150	53,330

COURT EXPENDITURES  
NON-SALARIED PERSONNEL

188

	JUDGES VENUED OUT	JUDGES VENUED IN	COURT REPORTERS VENUED OUT	PER DIEM COURT REPORTERS VENUED IN	BAILIFFS VENUED OUT	BAILIFFS VENUED IN
<b>RANDOLPH</b>						
CIRCUIT SUPERIOR		200	56			15
TOTAL-COURTS OF RECORD:		200	56			15
WINCHESTER CITY						
UNION CITY - CITY						
TOTAL-CITY AND TOWN:						
GRAND TOTAL COUNTY:		200	56			15
<b>RIPLEY</b>						
CIRCUIT - NOT REPORTING						
TOTAL-COURTS OF RECORD:						
BATESVILLE CITY						
VERSAILLES TOWN						
TOTAL-CITY AND TOWN:						
GRAND TOTAL COUNTY:						
<b>RUSH</b>						
CIRCUIT COUNTY						238
TOTAL-COURTS OF RECORD:						238
GRAND TOTAL COUNTY:						238
<b>ST. JOSEPH</b>						
CIRCUIT SUPERIOR		170		136		85
PROBATE JUVENILE						
TOTAL-COURTS OF RECORD:		170		136		85
WALKERTON TOWN						
TOTAL-CITY AND TOWN:						
GRAND TOTAL COUNTY:		170		136		85
<b>SCOTT</b>						
CIRCUIT COUNTY		1,777				
TOTAL-COURTS OF RECORD:		1,777				
GRAND TOTAL COUNTY:		1,777				
<b>SHELBY</b>						
CIRCUIT SUPERIOR 1	1,090	5,010				75
SUPERIOR 2		120				
PROBATION		1,000				
TOTAL-COURTS OF RECORD:	1,090	6,130				75
GRAND TOTAL COUNTY:	1,090	6,130				75

STATE COURT EXPENDITURES  
NON-SALARIED PERSONNEL

189

-- PER DIEM --

GRAND JURORS	PETIT JURORS	WITNESS FEES	MEDICAL AND PSYCHIATRIC SERVICES	PAUPER ATTORNEY CASE/CASE	OTHER INDIGENT EXPENSES	JUDGE PRO TEM	OTHER	<u>TOTAL NON-SALARY PERSONNEL</u>
	3,925		2,137	21,258				27,591
		92		31,256	167			31,515
	3,925	92	2,137	52,514	167			59,106
					980			980
					980			980
	3,925	92	2,137	52,514	1,147			60,086
	4,970		100	7,622			1,048	13,978
	435			2,084				2,519
	5,405		100	9,706			1,048	16,497
	5,405		100	9,706			1,048	16,497
1,861	3,391						500	6,143
	72,795					1,837		74,632
						500		500
			280					280
1,861	76,186		280			2,337	500	81,555
1,861	76,186		280			2,337	500	81,555
	9,018			9,535	1,066			21,396
	1,250			6,007				7,257
	10,268			15,542	1,066			28,653
	10,268			15,542	1,066			28,653
	4,302			1,598			1,057	11,967
152	9,540		505	66,575	5,971			84,028
	3,500			20,000	200			24,700
152	17,342		505	88,173	6,171		1,057	120,695
152	17,342		505	88,173	6,171		1,057	120,695

COURT EXPENDITURES  
NON-SALARIED PERSONNEL

190

	JUDGES VENUED OUT	JUDGES VENUED IN	COURT REPORTERS VENUED OUT	PER DIEM COURT REPORTERS VENUED IN	BAILIFFS VENUED OUT	BAILIFFS VENUED IN
<b>SPENCER</b>						
CIRCUIT		670		536		335
TOTAL-COURTS OF RECORD:		670		536		335
ROCKPORT CITY						
TOTAL-CITY AND TOWN:						
GRAND TOTAL COUNTY:		670		536		335
 <b>STARKE</b>						
CIRCUIT		1,960		706		1,505
TOTAL-COURTS OF RECORD:		1,960		706		1,505
KNOX CITY						
TOTAL-CITY AND TOWN:						
GRAND TOTAL COUNTY:		1,960		706		1,505
 <b>STEBEN</b>						
CIRCUIT		500		64		10
SUPERIOR						
TOTAL-COURTS OF RECORD:		500		64		10
FREMONT TOWN						
TOTAL-CITY AND TOWN:						
GRAND TOTAL COUNTY:		500		64		10
 <b>SULLIVAN</b>						
CIRCUIT		2,714				
SUPERIOR		640		512		320
TOTAL-COURTS OF RECORD:		3,354		512		320
GRAND TOTAL COUNTY:		3,354		512		320
 <b>SWITZERLAND</b>						
CIRCUIT						
SUPERIOR						
TOTAL-COURTS OF RECORD:						
GRAND TOTAL COUNTY:						
 <b>TIPPECANOE</b>						
CIRCUIT						
SUPERIOR 1						
SUPERIOR 2						
SUPERIOR 3						
COUNTY I						
COUNTY II						
TOTAL-COURTS OF RECORD:						
WEST LAFAYETTE CITY						
TOTAL-CITY AND TOWN:						
GRAND TOTAL COUNTY:						



STATE COURT EXPENDITURES  
NON-SALARIED PERSONNEL

- - PER DIEM - -

GRAND JURORS	PETIT JURORS	WITNESS FEES	MEDICAL AND PSYCHIATRIC SERVICES	PAUPER ATTORNEY CASE/CASE	OTHER INDIGENT EXPENSES	JUDGE PRC TEM	OTHER	TOTAL NON-SALARY PERSONNEL
	2,379			20,458	991			25,369
	2,379			20,458	991			25,369
	2,379			20,458	991			25,369
	14,866			27,866	2,028			48,931
	14,866			27,866	2,028			48,931
						348		348
						348		348
	14,866			27,866	2,028	348		49,279
	2,802		453	996	926			5,751
	2,487	115	50	5,644			1,342	9,638
	5,289	115	503	6,640	926		1,342	15,389
	5,289	115	503	6,640	926		1,342	15,389
	5,273			5,055		225	264	13,531
	889			4,780		375		7,516
	6,162			9,835		600	264	21,047
	6,162			9,835		600	264	21,047
	1,108							1,108
	347			4,057				4,404
	1,455			4,057				5,512
	1,455			4,057				5,512
	3,381		558	92,930		600		97,469
	11,453	900		27,088	8,981	1,150		49,572
	7,155			7,370		775		15,300
				55,574		250		55,824
	2,399					1,450		3,849
	2,203	894		2,580		1,675		7,352
	26,591	1,794	558	185,542	8,981	5,900		229,366
	26,591	1,794	558	185,542	8,981	5,900		229,366

COURT EXPENDITURES  
NON-SALARIED PERSONNEL

192

			PER DIEM			
	JUDGES	JUDGES	COURT	COURT	BAILIFFS	BAILIFFS
	VENUED	VENUED	REPORTERS	REPORTERS	VENUED	VENUED
	OUT	IN	VENUED OUT	VENUED IN	OUT	IN
<b>TIPTON</b>						
CIRCUIT	700		112		60	
TOTAL-COURTS OF RECORD:	700		112		60	
TIPTON CITY						
SHARPSVILLE TOWN						
TOTAL-CITY AND TOWN:						
GRAND TOTAL COUNTY:	700		112		60	
<b>UNION</b>						
CIRCUIT		200		150		100
TOTAL-COURTS OF RECORD:		200		150		100
GRAND TOTAL COUNTY:		200		150		100
<b>VANDERBURGH</b>						
CIRCUIT						
SUPERIOR						
COMMUNITY CORRECTIONS FACILI						
TOTAL-COURTS OF RECORD:						
GRAND TOTAL COUNTY:						
<b>VERMILLION</b>						
CIRCUIT		690		568		355
TOTAL-COURTS OF RECORD:		690		568		355
CLINTON CITY						
TOTAL-CITY AND TOWN:						
GRAND TOTAL COUNTY:		690		568		355
<b>VIGO</b>						
VIGO ALL COURTS						
JUVENILE						
TOTAL-COURTS OF RECORD:						
TERRE HAUTE CITY						
TOTAL-CITY AND TOWN:						
GRAND TOTAL COUNTY:						
<b>WABASH</b>						
CIRCUIT		360		288		180
COUNTY						
TOTAL-COURTS OF RECORD:		360		288		180
WABASH CITY						
NORTH MANCHESTER TOWN	200					
TOTAL-CITY AND TOWN:	200					
GRAND TOTAL COUNTY:	200	360		288		180
<b>WARREN</b>						
CIRCUIT		640		536		335
TOTAL-COURTS OF RECORD:		640		536		335
GRAND TOTAL COUNTY:		640		536		335

STATE COURT EXPENDITURES  
NON-SALARIED PERSONNEL

193

-- PER DIEM --

GRAND JURORS	PETIT JURORS	WITNESS FEES	MEDICAL AND PSYCHIATRIC SERVICES	PAUPER ATTORNEY CASE/CASE	OTHER INDIGENT EXPENSES	JUDGE PRO TEM	OTHER	TOTAL NON-SALARY PERSONNEL
	5,512					1,125		7,509
	5,512					1,125		7,509
						25		25
						25		25
	5,512					1,150		7,534
400	2,500					200		3,550
400	2,500					200		3,550
400	2,500					200		3,550
4,396	51,762	275		31,625	18,307		14,375	120,740
	25,643		1,770	48,823	17,088	1,750	200	95,274
							115,017	115,017
4,396	77,405	275	1,770	80,448	35,395	1,750	129,592	331,031
4,396	77,405	275	1,770	80,448	35,395	1,750	129,592	331,031
	10,911			60,000	2,141			74,665
	10,911			60,000	2,141			74,665
	10,911			60,000	2,141			74,665
1,074	27,146	315	4,041	19,270	21,403	2,075	9,017	84,341
1,074	27,146	315	4,041	19,270	21,403	2,075	9,017	84,341
						900		900
						900		900
1,074	27,146	315	4,041	19,270	21,403	2,975	9,017	85,241
	10,510		245			825		12,408
	405		392			675		1,472
	10,915		637			1,500		13,880
								200
								200
	10,915		637			1,500		14,080
	4,575			29,600		75		35,761
	4,575			29,600		75		35,761
	4,575			29,600		75		35,761

COURT EXPENDITURES  
NON-SALARIED PERSONNEL

194

			PER DIEM		
	JUDGES VENUED OUT	JUDGES VENUED IN	COURT REPORTERS VENUED OUT	COURT REPORTERS VENUED IN	BAILIFFS VENUED OUT
					BAILIFFS VENUED IN
<b>WARRICK</b>					
CIRCUIT		660		528	270
SUPERIOR		1,100		880	305
TOTAL-COURTS OF RECORD:		1,760		1,408	575
GRAND TOTAL COUNTY:		1,760		1,408	575
<b>WASHINGTON</b>					
CIRCUIT		750		600	450
SUPERIOR		1,980		1,624	275
TOTAL-COURTS OF RECORD:		2,730		2,224	725
GRAND TOTAL COUNTY:		2,730		2,224	725
<b>WAYNE</b>					
CIRCUIT		150		120	25
SUPERIOR 1		30		24	15
SUPERIOR 2		120		56	35
SUPERIOR 3					
PROBATION					
PUBLIC DEFENDER					
COURT SCHEDULING					
TOTAL-COURTS OF RECORD:		300		200	75
HAGERSTOWN TOWN					
TOTAL-CITY AND TOWN:					
GRAND TOTAL COUNTY:		300		200	75
<b>WELLS</b>					
CIRCUIT		2,080		496	70
SUPERIOR		80		32	20
TOTAL-COURTS OF RECORD:		2,160		528	90
BLUFFTON CITY					
TOTAL-CITY AND TOWN:					
GRAND TOTAL COUNTY:		2,160		528	90
<b>WHITE</b>					
CIRCUIT		500		400	250
SUPERIOR					
TOTAL-COURTS OF RECORD:		500		400	250
MONON TOWN - NOT REPORTING					
TOTAL-CITY AND TOWN:					
GRAND TOTAL COUNTY:		500		400	250
<b>WHITLEY</b>					
CIRCUIT		1,930		296	80
SUPERIOR					
TOTAL-COURTS OF RECORD:		1,930		296	80
GRAND TOTAL COUNTY:		1,930		296	80

STATE COURT EXPENDITURES  
NON-SALARIED PERSONNEL

195

- - PER DIEM - -

GRAND JURORS	PETIT JURORS	WITNESS FEES	MEDICAL AND PSYCHIATRIC SERVICES	PAUPER ATTORNEY CASE/CASE	OTHER INDIGENT EXPENSES	JUDGE PRO TEM	OTHER	<u>TOTAL NON-SALARY PERSONNEL</u>
	9,085			23,709	5,450			39,702
	4,304			4,304	9,125	100		20,118
	13,389			28,013	14,575	100		59,820
	13,389			28,013	14,575	100		59,820
1,000	10,000	500		25,000				38,300
	1,744	272						5,895
1,000	11,744	772		25,000				44,195
1,000	11,744	772		25,000				44,195
	4,536		304	3,793				8,928
390	1,996		737	3,444			865	7,501
378	3,126		1,430	5,090				11,235
	372					900		1,272
				1,130	2,244			3,374
768	10,030		2,471	14,457	2,244	900	865	32,310
768	10,030		2,471	14,457	2,244	900	865	32,310
	1,710		396		228			4,980
	3,218			2,143	1,037		40	6,570
	4,928		396	2,143	1,265		40	11,550
	4,928		396	2,143	1,265		40	11,550
	579			2,309		550		4,588
	6,170		239	36,658		650		43,717
	6,749		239	38,967		1,200		48,305
	6,749		239	38,967		1,200		48,305
	4,969		953	25,933				34,161
	1,050		80	17,310		50		18,490
	6,019		1,033	43,243		50		52,651
	6,019		1,033	43,243		50		52,651

COURT EXPENDITURES  
NON-SALARIED PERSONNEL

196

	PER DIEM		PER DIEM		BAILIFFS	BAILIFFS
	JUDGES	JUDGES	COURT	COURT	VENUED	VENUED
	VENUED	VENUED	REPORTERS	REPORTERS	VENUED	VENUED
	OUT	IN	VENUED OUT	VENUED IN	OUT	IN
GRAND TOTAL-COURTS OF RECORD:	19,830	168,318	11,635	79,816	7,776	47,222
GRAND TOTAL-CITY AND TOWN:	1,700					
GRAND TOTAL-SMALL CLAIM:						
GRAND TOTAL :	21,530	168,318	11,635	79,816	7,776	47,222

STATE COURT EXPENDITURES  
NON-SALARIED PERSONNEL

197

-- PER DIEM --

GRAND JURORS	PETIT JURORS	WITNESS FEES	MEDICAL AND PSYCHIATRIC SERVICES	PAUPER ATTORNEY CASE/CASE	OTHER INDIGENT EXPENSES	JUDGE PRO TEM	OTHER	<u>TOTAL NON-SALARY PERSONNEL</u>
88,548	2,033,147	122,763	176,586	3,419,796	729,261	104,364	335,925	7,344,987
	426			8,680	980	32,441	12,570	56,797
			16,452			2,718	40	19,210
88,548	2,033,573	122,763	193,038	3,428,476	730,241	139,523	348,535	7,420,994

COURT EXPENDITURES  
SUMMATION OF EXPENSES

	<u>TOTAL PERSONNEL SERVICES</u>	<u>TOTAL SUPPLIES</u>	RENTALS	LODGING & MEALS FOR JURORS
<b>ADAMS</b>				
CIRCUIT	92,478	4,199		1,687
SUPERIOR	103,359	1,760		
PROBATION	90,075	1,313		
TOTAL-COURTS OF RECORD:	285,912	7,272		1,687
GRAND TOTAL COUNTY:	285,912	7,272		1,687
<b>ALLEN</b>				
CIRCUIT	857,753	4,727		6,091
SUPERIOR	2,207,529	30,975	15,637	1,212
TOTAL-COURTS OF RECORD:	3,065,282	35,702	15,637	7,303
GRAND TOTAL COUNTY:	3,065,282	35,702	15,637	7,303
<b>BARTHOLOMEW</b>				
CIRCUIT	318,305	6,820	3,000	1,219
SUPERIOR 1	95,300	7,350	338	
SUPERIOR 2	172,861	12,407		
ALTERNATIVE SENTENCING PROG.	96,268	5,389		
TOTAL-COURTS OF RECORD:	682,734	31,966	3,338	1,219
GRAND TOTAL COUNTY:	682,734	31,966	3,338	1,219
<b>BENTON</b>				
CIRCUIT	115,656	2,451		1,733
TOTAL-COURTS OF RECORD:	115,656	2,451		1,733
GRAND TOTAL COUNTY:	115,656	2,451		1,733
<b>BLACKFORD</b>				
CIRCUIT	147,132	2,676	6,528	551
COUNTY	68,029	3,117	1,045	15
TOTAL-COURTS OF RECORD:	215,161	5,793	7,573	566
MONTPELIER CITY	4,100	1,000		
TOTAL-CITY AND TOWN:	4,100	1,000		
GRAND TOTAL COUNTY:	219,261	6,793	7,573	566
<b>BOONE</b>				
CIRCUIT	97,183	2,939		4,264
SUPERIOR I	96,155			3,500
SUPERIOR II	107,502	2,386		968
CIR & SUP I PROBATION	48,190	930		
TOTAL-COURTS OF RECORD:	349,030	6,255		8,732
LEBANON CITY	9,224			
THORNTOWN TOWN	11,580			
ZIONSVILLE TOWN	7,600	480		
JAMESTOWN TOWN	1,975	331		
WHITESTOWN TOWN	2,400			
TOTAL-CITY AND TOWN:	32,779	811		
GRAND TOTAL COUNTY:	381,809	7,066		8,732



COURT EXPENDITURES  
SUMMATION OF EXPENSES

OTHER SERVICES & CHARGES	<u>TOTAL</u> <u>SERVICES</u>	LAW BOOKS	OTHER CAPITAL OUTLAYS	<u>TOTAL</u> <u>CAPITAL</u> <u>OUTLAYS</u>	<u>TOTAL</u> <u>EXPENDITURES</u>
2,821	4,508		21,943	21,943	123,128
5,995	5,995	2,524	2,072	4,596	115,710
3,315	3,315		358	358	95,061
12,131	13,818	2,524	24,373	26,897	333,899
12,131	13,818	2,524	24,373	26,897	333,899
30,218	36,309		3,235	3,235	902,024
107,232	124,081		65,150	65,150	2,427,735
137,450	160,390		68,385	68,385	3,329,759
137,450	160,390		68,385	68,385	3,329,759
10,860	15,079	22,276	6,798	29,074	369,278
6,614	6,952				109,602
10,691	10,691		5,834	5,834	201,793
7,092	7,092		6,739	6,739	115,488
35,257	39,814	22,276	19,371	41,647	796,161
35,257	39,814	22,276	19,371	41,647	796,161
15,356	17,089	25,876	1,907	27,783	162,979
15,356	17,089	25,876	1,907	27,783	162,979
15,356	17,089	25,876	1,907	27,783	162,979
2,620	9,699	12,056	2,562	14,618	174,125
1,708	2,768		16,957	16,957	90,871
4,328	12,467	12,056	19,519	31,575	264,996
					5,100
					5,100
4,328	12,467	12,056	19,519	31,575	270,096
2,982	7,246	11,959	2,888	14,847	122,215
5,750	9,250	1,500	1,000	2,500	107,905
2,846	3,814	1,098	419	1,517	115,219
1,550	1,550		1,000	1,000	51,670
13,128	21,860	14,557	5,307	19,864	397,009
1,100	1,100				10,324
					11,580
31	31				8,111
					2,306
					2,400
1,131	1,131				34,721
14,259	22,991	14,557	5,307	19,864	431,730

COURT EXPENDITURES  
SUMMATION OF EXPENSES

200

	<u>TOTAL</u> <u>PERSONNEL</u> <u>SERVICES</u>	<u>TOTAL</u> <u>SUPPLIES</u>	RENTALS	LODGING & MEALS FOR JURORS
<b>BROWN</b>				
CIRCUIT	166,174	4,500	4,381	81
TOTAL-COURTS OF RECORD:	166,174	4,500	4,381	81
GRAND TOTAL COUNTY:	166,174	4,500	4,381	81
<b>CARROLL</b>				
CIRCUIT	48,797	1,996	1,255	194
SUPERIOR	36,546			183
PROBATION	73,200	1,185		770
TOTAL-COURTS OF RECORD:	158,543	3,181	1,255	1,147
DELPHI CITY	1,400			
BURLINGTON TOWN	2,838	434		
TOTAL-CITY AND TOWN:	4,238	434		
GRAND TOTAL COUNTY:	162,781	3,615	1,255	1,147
<b>CASS</b>				
ALL COURTS	256,839	10,400	3,142	2,033
TOTAL-COURTS OF RECORD:	256,839	10,400	3,142	2,033
GRAND TOTAL COUNTY:	256,839	10,400	3,142	2,033
<b>CLARK</b>				
CIRCUIT	110,542	2,151	3,347	2,733
SUPERIOR 1	88,935	4,801	1,500	1,522
SUPERIOR 2	47,450	1,250	2,000	600
COUNTY	129,936	2,000		500
CIRCUIT PROBATION	21,206	237	650	
SUPERIOR 1 PROBATION	103,525	2,404		
PUBLIC DEFENDER	140,620	1,264		
TOTAL-COURTS OF RECORD:	642,214	14,107	7,497	5,355
CHARLESTOWN CITY	5,108	500		
JEFFERSONVILLE CITY	120,634	3,748		
CLARKSVILLE TOWN	56,135		237	
TOTAL-CITY AND TOWN:	181,877	4,248	237	
GRAND TOTAL COUNTY:	824,091	18,355	7,734	5,355
<b>CLAY</b>				
CIRCUIT	108,691	4,783		3,527
SUPERIOR	62,875	2,500		500
TOTAL-COURTS OF RECORD:	171,566	7,283		4,027
GRAND TOTAL COUNTY:	171,566	7,283		4,027
<b>CLINTON</b>				
CIRCUIT	117,097	2,701	7	1,372
COUNTY	98,923	3,971		376
TOTAL-COURTS OF RECORD:	216,020	6,672	7	1,748
FRANKFORT CITY	10,580	32		
TOTAL-CITY AND TOWN:	10,580	32		
GRAND TOTAL COUNTY:	226,600	6,704	7	1,748

COURT EXPENDITURES  
SUMMATION OF EXPENSES

201

OTHER SERVICES & CHARGES	<u>TOTAL</u> <u>SERVICES</u>	LAW BOOKS	OTHER CAPITAL OUTLAYS	<u>TOTAL</u> <u>CAPITAL</u> <u>OUTLAYS</u>	<u>TOTAL</u> <u>EXPENDITURES</u>
2,664	7,126	4,550		4,550	182,350
2,664	7,126	4,550		4,550	182,350
2,664	7,126	4,550		4,550	182,350
2,339	3,788		1,095	1,095	55,676
5,363	5,546		3,489	3,489	45,581
	770	14,857		14,857	90,012
7,702	10,104	14,857	4,584	19,441	191,269
800	800				2,200
					3,272
800	800				5,472
8,502	10,904	14,857	4,584	19,441	196,741
9,686	14,861	18,960	7,207	26,167	308,267
9,686	14,861	18,960	7,207	26,167	308,267
9,686	14,861	18,960	7,207	26,167	308,267
1,267	7,347	4,983	5,995	10,978	131,018
1,486	4,508		14,713	14,713	112,957
1,500	4,100	1,500		1,500	54,300
1,950	2,450	2,000	1,000	3,000	137,386
320	970		791	791	23,204
4,675	4,675		5,154	5,154	115,758
950	950		5,948	5,948	148,782
12,148	25,000	8,483	33,601	42,084	723,405
					5,608
1,666	1,666				126,048
3,094	3,331				59,466
4,760	4,997				191,122
16,908	29,997	8,483	33,601	42,084	914,527
5,867	9,394	5,380		5,380	128,248
1,500	2,000	1,000		1,000	68,375
7,367	11,394	6,380		6,380	196,623
7,367	11,394	6,380		6,380	196,623
3,251	4,630	13,397	518	13,915	138,343
5,416	5,792	1,450	327	1,777	110,463
8,667	10,422	14,847	845	15,692	248,806
108	108				10,720
108	108				10,720
8,775	10,530	14,847	845	15,692	259,526

COURT EXPENDITURES  
SUMMATION OF EXPENSES

202

	<u>TOTAL</u> <u>PERSONNEL</u> <u>SERVICES</u>	<u>TOTAL</u> <u>SUPPLIES</u>	RENTALS	LODGING & MEALS FOR JURORS
<b>CRAWFORD</b>				
CIRCUIT	114,791	2,050	2,400	2,500
TOTAL-COURTS OF RECORD:	114,791	2,050	2,400	2,500
GRAND TOTAL COUNTY:	114,791	2,050	2,400	2,500
<b>DAVISS</b>				
CIRCUIT	120,171	1,084		816
SUPERIOR	64,158	1,312		237
TOTAL-COURTS OF RECORD:	184,329	2,396		1,053
GRAND TOTAL COUNTY:	184,329	2,396		1,053
<b>DEARBORN</b>				
CIRCUIT	164,963	4,778		2,450
COUNTY	65,630	3,290		453
TOTAL-COURTS OF RECORD:	230,593	8,068		2,903
AURORA CITY	8,723	4,612		
LAWRENCEBURG CITY	23,725	5,941		
TOTAL-CITY AND TOWN:	32,448	10,553		
GRAND TOTAL COUNTY:	263,041	18,621		2,903
<b>DECATUR</b>				
CIRCUIT	110,186	10,181	1,958	338
COUNTY	61,592	2,223		
TOTAL-COURTS OF RECORD:	171,778	12,404	1,958	338
GRAND TOTAL COUNTY:	171,778	12,404	1,958	338
<b>DEKALB</b>				
CIRCUIT	68,503	1,448		85
SUPERIOR	83,995	3,133	440	86
PROBATION	105,321	3,000		
TOTAL-COURTS OF RECORD:	257,819	7,581	440	171
BUTLER CITY	1,750	200		
TOTAL-CITY AND TOWN:	1,750	200		
GRAND TOTAL COUNTY:	259,569	7,781	440	171
<b>DELAWARE</b>				
ALL COURTS	1,572,460	31,702	2,780	2,403
TOTAL-COURTS OF RECORD:	1,572,460	31,702	2,780	2,403
MUNCIE CITY	18,397	400		
YORKTOWN TOWN	18,550			
TOTAL-CITY AND TOWN:	36,947	400		
GRAND TOTAL COUNTY:	1,609,407	32,102	2,780	2,403
<b>DUBOIS</b>				
CIRCUIT	83,408	2,721		218

COURT EXPENDITURES  
SUMMATION OF EXPENSES

203

OTHER SERVICES & CHARGES	<u>TOTAL SERVICES</u>	LAW BOOKS	OTHER CAPITAL OUTLAYS	<u>TOTAL CAPITAL OUTLAYS</u>	<u>TOTAL EXPENDITURES</u>
5,312	10,212	3,600	2,500	6,100	133,153
5,312	10,212	3,600	2,500	6,100	133,153
5,312	10,212	3,600	2,500	6,100	133,153
2,632	3,448	8,121	697	8,818	133,521
2,223	2,460	791	1,454	2,245	70,175
4,855	5,908	8,912	2,151	11,063	203,696
4,855	5,908	8,912	2,151	11,063	203,696
432	2,882	18,213	611	18,824	191,447
	453	1,072		1,072	70,445
432	3,335	19,285	611	19,896	261,892
450	450		569	569	14,354
1,593	1,593		1,200	1,200	32,459
2,043	2,043		1,769	1,769	46,813
2,475	5,378	19,285	2,380	21,665	308,705
3,171	5,467	1,060	3,616	4,676	130,510
5,256	5,256	217	1,154	1,371	70,442
8,427	10,723	1,277	4,770	6,047	200,952
8,427	10,723	1,277	4,770	6,047	200,952
4,101	4,186	19,452	4,120	23,572	97,709
5,181	5,707	640	3,340	3,980	96,815
17,400	17,400				125,721
26,682	27,293	20,092	7,460	27,552	320,245
					1,950
					1,950
26,682	27,293	20,092	7,460	27,552	322,195
79,360	84,543	27,414	574	27,988	1,716,693
79,360	84,543	27,414	574	27,988	1,716,693
					18,797
2,753	2,753		3,181	3,181	24,484
2,753	2,753		3,181	3,181	43,281
82,113	87,296	27,414	3,755	31,169	1,759,974
3,384	3,602	7,784	838	8,622	98,353

COURT EXPENDITURES  
SUMMATION OF EXPENSES

204

	<u>TOTAL</u> <u>PERSONNEL</u> <u>SERVICES</u>	<u>TOTAL</u> <u>SUPPLIES</u>	RENTALS	LODGING & MEALS FOR JURORS
SUPERIOR	86,244	3,800		218
TOTAL-COURTS OF RECORD:	169,652	6,521		436
GRAND TOTAL COUNTY:	169,652	6,521		436
<b>ELKHART</b>				
CIRCUIT	262,976	4,982	4,573	820
SUPERIOR 1	120,028	2,557		358
SUPERIOR 2	120,088	3,215	2,834	361
SUPERIOR 3	130,459	3,339		1,392
COUNTY - ELKHART	114,258	3,953		66
COUNTY - GOSHEN	113,306	3,040	1,750	300
PROBATION	896,627	21,330	36,462	
TOTAL-COURTS OF RECORD:	1,757,742	42,416	45,619	3,297
ELKHART CITY	185,530	10,737	2,966	
GOSHEN CITY	82,482	5,475		
NAPPANEE CITY	12,275	1,165	350	
TOTAL-CITY AND TOWN:	280,287	17,377	3,316	
GRAND TOTAL COUNTY:	2,038,029	59,793	48,935	3,297
<b>FAYETTE</b>				
CIRCUIT	148,221	1,965		129
SUPERIOR	73,347	1,000		
TOTAL-COURTS OF RECORD:	221,568	2,965		129
GRAND TOTAL COUNTY:	221,568	2,965		129
<b>FLOYD</b>				
CIRCUIT	139,924	6,000	3,500	
SUPERIOR	155,968	4,000		
COUNTY	199,046	1,694		
PROBATION	146,505	3,300		
TOTAL-COURTS OF RECORD:	641,443	14,994	3,500	
GRAND TOTAL COUNTY:	641,443	14,994	3,500	
<b>FOUNTAIN</b>				
CIRCUIT	70,545	2,293		311
TOTAL-COURTS OF RECORD:	70,545	2,293		311
ATTICA CITY	22,749	4,310		
TOTAL-CITY AND TOWN:	22,749	4,310		
GRAND TOTAL COUNTY:	93,294	6,603		311
<b>FRANKLIN</b>				
CIRCUIT	89,006	2,930	2,392	1,365
TOTAL-COURTS OF RECORD:	89,006	2,930	2,392	1,365
GRAND TOTAL COUNTY:	89,006	2,930	2,392	1,365
<b>FULTON</b>				
CIRCUIT	140,821	3,804		2,137

COURT EXPENDITURES  
SUMMATION OF EXPENSES

OTHER SERVICES & CHARGES	<u>TOTAL</u> <u>SERVICES</u>	LAW BOOKS	OTHER CAPITAL OUTLAYS	<u>TOTAL</u> <u>CAPITAL</u> <u>OUTLAYS</u>	<u>TOTAL</u> <u>EXPENDITURES</u>
4,743	4,961	957	3,015	3,972	98,977
8,127	8,563	8,741	3,853	12,594	197,330
8,127	8,563	8,741	3,853	12,594	197,330
4,919	10,312	15,474	9,509	24,983	303,253
10,428	10,786	19,335	500	19,835	153,206
7,550	10,745	1,822		1,822	135,870
5,053	6,445	2,951	4,331	7,282	147,525
11,437	11,503		3,139	3,139	132,853
4,220	6,270	1,500		1,500	124,116
56,215	92,677				1,010,634
99,822	148,738	41,082	17,479	58,561	2,007,457
25,447	28,413		55,635	55,635	280,315
9,950	9,950				97,907
815	1,165		150	150	14,755
36,212	39,528		55,785	55,785	392,977
136,034	188,266	41,082	73,264	114,346	2,400,434
1,132	1,261	9,000	2,000	11,000	162,447
1,386	1,386	593		593	76,326
2,518	2,647	9,593	2,000	11,593	238,773
2,518	2,647	9,593	2,000	11,593	238,773
2,580	6,080	8,500		8,500	160,504
4,015	4,015	3,327	8,584	11,911	175,894
885	885	811	485	1,296	202,921
3,285	3,285		300	300	153,390
10,765	14,265	12,638	9,369	22,007	692,709
10,765	14,265	12,638	9,369	22,007	692,709
2,244	2,555	14,851	513	15,364	90,757
2,244	2,555	14,851	513	15,364	90,757
					27,059
					27,059
2,244	2,555	14,851	513	15,364	117,816
6,210	9,967	3,093		3,093	104,996
6,210	9,967	3,093		3,093	104,996
6,210	9,967	3,093		3,093	104,996
12,018	14,155	10,342	17,600	27,942	186,722

COURT EXPENDITURES  
SUMMATION OF EXPENSES

206

	<u>TOTAL</u> <u>PERSONNEL</u> <u>SERVICES</u>	<u>TOTAL</u> <u>SUPPLIES</u>	RENTALS	LODGING & MEALS FOR JURORS
COUNTY	77,724	736		281
TOTAL-COURTS OF RECORD:	218,545	4,540		2,418
GRAND TOTAL COUNTY:	218,545	4,540		2,418
GIBSON				
CIRCUIT	113,971	3,066	3,381	1,493
SUPERIOR	77,228			
TOTAL-COURTS OF RECORD:	191,199	3,066	3,381	1,493
GRAND TOTAL COUNTY:	191,199	3,066	3,381	1,493
GRANT				
CIRCUIT	125,284	2,199	5,476	1,072
SUPERIOR 1	89,966	611		1,553
SUPERIOR 2	135,535	6,262		1,278
COUNTY	142,219	1,367		500
PROBATION	179,026	6,104		
TOTAL-COURTS OF RECORD:	672,030	16,543	5,476	4,403
GAS CITY-CITY	25,200	350		
MARION CITY	35,836	2,700	200	
TOTAL-CITY AND TOWN:	61,036	3,050	200	
GRAND TOTAL COUNTY:	733,066	19,593	5,676	4,403
GREENE				
CIRCUIT	141,028	2,389		265
SUPERIOR	83,115	2,140	1,119	105
TOTAL-COURTS OF RECORD:	224,143	4,529	1,119	370
GRAND TOTAL COUNTY:	224,143	4,529	1,119	370
HAMILTON				
CIRCUIT	174,748	5,376	17,850	2,716
SUPERIOR 1	125,738	2,625	582	1,451
SUPERIOR 2	178,958	5,559	24,733	10,319
SUPERIOR 3	110,108	5,153		1,633
COUNTY	245,425	6,637	10,807	1,324
CIR & SUP PROBATION	228,852	4,762		1,030
COUNTY PROBATION	177,639	3,607	8,007	
COUNTY SUBSTANCE ABUSE	77,899	3,318	6,332	
TOTAL-COURTS OF RECORD:	1,319,367	37,037	68,311	18,473
CARMEL CITY	58,023	4,593		
NOBLESVILLE CITY	35,197	3,963		
TOTAL-CITY AND TOWN:	93,220	8,556		
GRAND TOTAL COUNTY:	1,412,587	45,593	68,311	18,473
HANCOCK				
CIRCUIT	147,122	1,448		873
SUPERIOR	126,594	2,155		



COURT EXPENDITURES  
SUMMATION OF EXPENSES

207

OTHER SERVICES & CHARGES	<u>TOTAL</u> <u>SERVICES</u>	LAW BOOKS	OTHER CAPITAL OUTLAYS	<u>TOTAL</u> <u>CAPITAL</u> <u>OUTLAYS</u>	<u>TOTAL</u> <u>EXPENDITURES</u>
3,684	3,965	18	379	397	82,822
15,702	18,120	10,360	17,979	28,339	269,544
15,702	18,120	10,360	17,979	28,339	269,544
6,407	11,281		46,274	46,274	174,592
6,925	6,925	1,056	9,981	11,037	95,190
13,332	18,206	1,056	56,255	57,311	269,782
13,332	18,206	1,056	56,255	57,311	269,782
2,911	9,459	17,720		17,720	154,662
1,789	3,342	1,952		1,952	95,871
59,375	60,653	2,426		2,426	204,876
4,456	4,956	1,370		1,370	149,912
54,164	54,164				239,294
122,695	132,574	23,468		23,468	844,615
2,820	2,820				28,370
1,095	1,295				39,831
3,915	4,115				68,201
126,610	136,689	23,468		23,468	912,816
6,198	6,463	8,653		8,653	158,533
2,728	3,952	1,721	5,995	7,716	96,923
8,926	10,415	10,374	5,995	16,369	255,456
8,926	10,415	10,374	5,995	16,369	255,456
8,166	28,732	1,808	7,200	9,008	217,864
23,126	25,159	17,272		17,272	170,794
2,800	37,852	2,316	85	2,401	224,770
2,797	4,430	2,078	17,663	19,741	139,432
3,596	15,727		41,389	41,389	309,178
30,159	31,189				264,803
6,278	14,285		351	351	195,882
2,359	8,691				89,908
79,281	166,065	23,474	66,688	90,162	1,612,631
2,628	2,628	62	10,475	10,537	75,781
3,913	3,913		1,728	1,728	44,801
6,541	6,541	62	12,203	12,265	120,582
85,822	172,606	23,536	78,891	102,427	1,733,213
3,481	4,354	9,738	1,377	11,115	164,039
4,723	4,723	11,563	7,904	19,467	152,939

COURT EXPENDITURES  
SUMMATION OF EXPENSES

208

	<u>TOTAL</u> <u>PERSONNEL</u> <u>SERVICES</u>	<u>TOTAL</u> <u>SUPPLIES</u>	RENTALS	LODGING & MEALS FOR JURORS
COUNTY	106,485	5,999		366
TOTAL-COURTS OF RECORD:	380,201	9,602		1,239
GRAND TOTAL COUNTY:	380,201	9,602		1,239
HARRISON				
CIRCUIT	130,433	5,500	700	1,000
COUNTY	76,195	2,000		500
TOTAL-COURTS OF RECORD:	206,628	7,500	700	1,500
GRAND TOTAL COUNTY:	206,628	7,500	700	1,500
HENDRICKS				
CIRCUIT	203,644	3,731	916	9,731
SUPERIOR 1	94,873	1,015	1,497	344
SUPERIOR 2	145,219	5,278		927
SUPERIOR PROBATION	131,074	11,725		
TOTAL-COURTS OF RECORD:	574,810	21,749	2,413	11,002
PLAINFIELD TOWN	9,592	1,195	65	
TOTAL-CITY AND TOWN:	9,592	1,195	65	
GRAND TOTAL COUNTY:	584,402	22,944	2,478	11,002
HENRY				
CIRCUIT	138,447	3,118	4,074	489
SUPERIOR	109,444	3,304	263	12,303
COUNTY	48,206	1,485		66
PROBATION	90,954	3,511		
TOTAL-COURTS OF RECORD:	387,051	11,418	4,337	12,858
KNIGHTSTOWN TOWN	21,500	4,500		
TOTAL-CITY AND TOWN:	21,500	4,500		
GRAND TOTAL COUNTY:	408,551	15,918	4,337	12,858
HOWARD				
CIRCUIT	564,536	7,114		1,239
SUPERIOR 1	94,104	3,681	746	301
SUPERIOR 2	44,973	763		322
COUNTY	93,824	5,295		200
HOST HOMES	7,760			
CASA PROGRAM	12,500	614		
DETENTION ALTERNATIVE PROGRAM	30,642			
PUBLIC DEFENDER	105,737	500		
TOTAL-COURTS OF RECORD:	954,076	17,967	746	2,062
GRAND TOTAL COUNTY:	954,076	17,967	746	2,062
HUNTINGTON				
CIRCUIT	161,018	2,017	2,729	320
SUPERIOR	78,945	1,658	523	129
TOTAL-COURTS OF RECORD:	239,963	3,675	3,252	449
ROANOKE TOWN	35,279	5,592		
TOTAL-CITY AND TOWN:	35,279	5,592		
GRAND TOTAL COUNTY:	275,242	9,267	3,252	449

COURT EXPENDITURES  
SUMMATION OF EXPENSES

OTHER SERVICES & CHARGES	<u>TOTAL SERVICES</u>	LAW BOOKS	OTHER CAPITAL OUTLAYS	<u>TOTAL CAPITAL OUTLAYS</u>	<u>TOTAL EXPENDITURES</u>
2,092	2,458	1,452	278	1,730	116,672
10,296	11,535	22,753	9,559	32,312	433,650
10,296	11,535	22,753	9,559	32,312	433,650
4,400	6,100	3,500	2,000	5,500	147,533
8,300	8,800	1,500	400	1,900	88,895
12,700	14,900	5,000	2,400	7,400	236,428
12,700	14,900	5,000	2,400	7,400	236,428
5,226	15,873	13,887	2,307	16,194	239,442
1,331	3,172	2,346	5,823	8,169	107,229
4,015	4,942	1,788	2,890	4,678	160,117
18,800	18,800		68,500	68,500	230,099
29,372	42,787	18,021	79,520	97,541	736,887
2,504	2,569		12,290	12,290	25,646
2,504	2,569		12,290	12,290	25,646
31,876	45,356	18,021	91,810	109,831	762,533
23,325	27,888	12,228	4,923	17,151	186,604
15,844	28,410	1,130	366	1,496	142,654
909	975	987		987	51,653
6,015	6,015		488	488	100,968
46,093	63,288	14,345	5,777	20,122	481,879
					26,000
					26,000
46,093	63,288	14,345	5,777	20,122	507,879
58,992	60,231	1,201	5,574	6,775	638,656
7,030	8,077		21,725	21,725	127,587
1,994	2,316	1,683	650	2,333	50,385
4,100	4,300	1,904		1,904	105,323
635	635		296	296	8,691
3,408	3,408				16,522
34,422	34,422		851	851	65,915
1,900	1,900				108,137
112,481	115,289	4,788	29,096	33,884	1,121,216
112,481	115,289	4,788	29,096	33,884	1,121,216
7,721	10,770	13,717	4,227	17,944	191,749
4,318	4,970	1,553	3,000	4,553	90,126
12,039	15,740	15,270	7,227	22,497	281,875
50	50				40,921
50	50				40,921
12,089	15,790	15,270	7,227	22,497	322,796

COURT EXPENDITURES  
SUMMATION OF EXPENSES

210

	<u>TOTAL</u> <u>PERSONNEL</u> <u>SERVICES</u>	<u>TOTAL</u> <u>SUPPLIES</u>	RENTALS	LODGING & MEALS FOR JURORS
<b>JACKSON</b>				
CIRCUIT	103,482	5,967		919
SUPERIOR	70,832	3,462	1,810	
PROBATION	69,438	575		
TOTAL-COURTS OF RECORD:	243,752	10,004	1,810	919
GRAND TOTAL COUNTY:	243,752	10,004	1,810	919
<b>JASPER</b>				
CIRCUIT	214,631	2,051	3,681	5,238
SUPERIOR	135,848	7,166		2,070
TOTAL-COURTS OF RECORD:	350,479	9,217	3,681	7,308
DEMOITTE TOWN	4,700			
WHEATFIELD TOWN	500			
TOTAL-CITY AND TOWN:	5,200			
GRAND TOTAL COUNTY:	355,679	9,217	3,681	7,308
<b>JAY</b>				
CIRCUIT	113,808	2,274		
SUPERIOR	89,590	1,607		
TOTAL-COURTS OF RECORD:	203,398	3,881		
DUNKIRK CITY	2,154	754		
PORTLAND CITY	11,050	650		
TOTAL-CITY AND TOWN:	13,204	1,404		
GRAND TOTAL COUNTY:	216,602	5,285		
<b>JEFFERSON</b>				
CIRCUIT	202,568	3,500	5,000	1,650
COUNTY	75,788	3,750		350
TOTAL-COURTS OF RECORD:	278,356	7,250	5,000	2,000
GRAND TOTAL COUNTY:	278,356	7,250	5,000	2,000
<b>JENNINGS</b>				
CIRCUIT	173,257	2,557	1,000	750
TOTAL-COURTS OF RECORD:	173,257	2,557	1,000	750
NORTH VERNON CITY	22,051	75		
TOTAL-CITY AND TOWN:	22,051	75		
GRAND TOTAL COUNTY:	195,308	2,632	1,000	750
<b>JOHNSON</b>				
CIRCUIT	481,835	23,079	3,594	2,146
SUPERIOR 1	108,350	3,712	1,375	473
SUPERIOR 2	153,160			620
TOTAL-COURTS OF RECORD:	743,345	26,791	4,969	3,239
FRANKLIN CITY	41,881	2,500	1,400	
GREENWOOD CITY	36,966	3,600		

COURT EXPENDITURES  
SUMMATION OF EXPENSES

OTHER SERVICES & CHARGES	<u>TOTAL</u> <u>SERVICES</u>	LAW BOOKS	OTHER CAPITAL OUTLAYS	<u>TOTAL</u> <u>CAPITAL</u> <u>OUTLAYS</u>	<u>TOTAL</u> <u>EXPENDITURES</u>
6,331	7,250	13,411	4,030	17,441	134,140
3,978	5,788	2,011	1,738	3,749	83,831
5,200	5,200		350	350	75,563
15,509	18,238	15,422	6,118	21,540	293,534
15,509	18,238	15,422	6,118	21,540	293,534
2,128	11,047	17,442	1,471	18,913	246,642
7,660	9,730	5,027	1,096	6,123	158,867
9,788	20,777	22,469	2,567	25,036	405,509
50	50	28	19	47	4,797
50	50	28	19	47	500
9,838	20,827	22,497	2,586	25,083	5,297
					410,806
3,992	3,992	11,335	420	11,755	131,829
6,389	6,389	1,347	8,381	9,728	107,314
10,381	10,381	12,682	8,801	21,483	239,143
52	52				2,960
560	560				12,260
612	612				15,220
10,993	10,993	12,682	8,801	21,483	254,363
6,185	12,835	7,680	500	8,180	227,083
2,128	2,478	1,000		1,000	83,016
8,313	15,313	8,680	500	9,180	310,099
8,313	15,313	8,680	500	9,180	310,099
6,656	8,406	1,973	875	2,848	187,068
6,656	8,406	1,973	875	2,848	187,068
1,269	1,269		1,916	1,916	25,311
1,269	1,269		1,916	1,916	25,311
7,925	9,675	1,973	2,791	4,764	212,379
14,797	20,537	16,076	4,314	20,390	545,841
31,204	33,052	2,037	216	2,253	147,367
22,720	23,340	780	30	810	177,310
68,721	76,929	18,893	4,560	23,453	870,518
5,650	7,050	227	250	477	51,908
710	710		1,000	1,000	42,276

COURT EXPENDITURES  
SUMMATION OF EXPENSES

212

	<u>TOTAL</u> <u>PERSONNEL</u> <u>SERVICES</u>	<u>TOTAL</u> <u>SUPPLIES</u>	RENTALS	LODGING & MEALS FOR JURORS
NEW WHITELAND TOWN	32,035	4,000		
TOTAL-CITY AND TOWN:	110,882	10,100	1,400	
GRAND TOTAL COUNTY:	854,227	36,891	6,369	3,239
KNOX				
CIRCUIT	66,550	1,234	1,250	114
SUPERIOR 1	180,000	2,899	2,155	624
SUPERIOR 2	81,531	1,884	1,618	454
TOTAL-COURTS OF RECORD:	328,081	6,017	5,023	1,192
BICKNELL CITY	4,203	436		
TOTAL-CITY AND TOWN:	4,203	436		
GRAND TOTAL COUNTY:	332,284	6,453	5,023	1,192
KOSCIUSKO				
CIRCUIT & SUPERIOR COUNTY	297,982	3,867		
	118,835	1,165	1,651	
TOTAL-COURTS OF RECORD:	416,817	5,032	1,651	
GRAND TOTAL COUNTY:	416,817	5,032	1,651	
LAGRANGE				
CIRCUIT	106,570	4,112	50	391
SUPERIOR	64,167	2,564		23
TOTAL-COURTS OF RECORD:	170,737	6,676	50	414
GRAND TOTAL COUNTY:	170,737	6,676	50	414
LAKE				
CIRCUIT	168,447	2,994	2,450	
SUPERIOR CIVIL	1,106,466	10,060		118
SUPERIOR TITLE IV-D	93,619	1,095		
SUPERIOR JUVENILE	1,388,645	12,325	12,848	
SUPERIOR CRIMINAL	1,790,929	23,960	19,880	62,830
SUPERIOR 7, CO. DIV.	505,458	5,500	4,100	800
SUPERIOR 8, CO. DIV.	464,390	1,800	1,928	
SUPERIOR 9, CO. DIV.	455,082	5,200	600	800
TOTAL-COURTS OF RECORD:	5,973,036	62,934	41,806	64,548
CROWN POINT CITY	31,879	2,134		
EAST CHICAGO CITY	315,144	9,700	2,000	
GARY CITY	331,683			
HAMMOND CITY	270,916	1,998		
HOBART CITY	41,229	1,150	460	250
LAKE STATION CITY	19,866	1,079		
WHITING CITY	25,700	3,000		
TOTAL-CITY AND TOWN:	1,036,417	19,061	2,460	250
GRAND TOTAL COUNTY:	7,009,453	81,995	44,266	64,798
LAPORTE				
CIRCUIT	300,561	6,831	8,281	779

COURT EXPENDITURES  
SUMMATION OF EXPENSES

OTHER SERVICES & CHARGES	<u>TOTAL</u> <u>SERVICES</u>	LAW BOOKS	OTHER CAPITAL OUTLAYS	<u>TOTAL</u> <u>CAPITAL</u> <u>OUTLAYS</u>	<u>TOTAL</u> <u>EXPENDITURES</u>
2,330	2,330		1,710	1,710	40,075
8,690	10,090	227	2,960	3,187	134,259
77,411	87,019	19,120	7,520	26,640	1,004,777
1,699	3,063	8,749	2,173	10,922	81,769
7,375	10,154	6,165	999	7,164	200,217
6,940	9,012	1,597	1,593	3,190	95,617
16,014	22,229	16,511	4,765	21,276	377,603
414	414				5,053
414	414				5,053
16,428	22,643	16,511	4,765	21,276	382,656
14,679	14,679	17,779	1,511	19,290	335,818
5,545	7,196		1,730	1,730	128,926
20,224	21,875	17,779	3,241	21,020	464,744
20,224	21,875	17,779	3,241	21,020	464,744
16,475	16,916	32,572	2,886	35,458	163,056
3,516	3,539	1,060	718	1,778	72,048
19,991	20,455	33,632	3,604	37,236	235,104
19,991	20,455	33,632	3,604	37,236	235,104
6,025	8,475		3,200	3,200	183,116
40,311	40,429	75,000	3,800	78,800	1,235,755
5,628	5,628		1,915	1,915	102,257
33,191	46,039		17,542	17,542	1,464,551
44,342	127,052				1,941,941
2,750	7,650		650	650	519,258
6,393	8,321				474,511
6,032	7,432				467,714
144,672	251,026	75,000	27,107	102,107	6,389,103
2,354	2,354		8,531	8,531	44,898
14,700	16,700		8,000	8,000	349,544
2,063	2,063				333,746
14,983	14,983	7,364	4,277	11,641	299,538
1,475	2,185				44,564
258	258				21,203
6,610	6,610		2,000	2,000	37,310
42,443	45,153	7,364	22,808	30,172	1,130,803
187,115	296,179	82,364	49,915	132,279	7,519,906
38,644	47,704	21,792	13,470	35,262	390,358

COURT EXPENDITURES  
SUMMATION OF EXPENSES

214

	<u>TOTAL</u> <u>PERSONNEL</u> <u>SERVICES</u>	<u>TOTAL</u> <u>SUPPLIES</u>	RENTALS	LODGING & MEALS FOR JURORS
SUPERIOR 1	169,009	1,002	602	408
SUPERIOR 2	179,640	3,200	7,700	300
SUPERIOR 3	178,501	1,976	2,578	41
SUPERIOR 4	132,190	3,676		
TOTAL-COURTS OF RECORD:	959,901	16,685	19,161	1,528
GRAND TOTAL COUNTY:	959,901	16,685	19,161	1,528
<b>LAWRENCE</b>				
CIRCUIT	402,499	10,797	800	1,241
SUPERIOR	74,509	2,994		831
COUNTY	81,891	5,280		83
TOTAL-COURTS OF RECORD:	558,899	19,071	800	2,155
GRAND TOTAL COUNTY:	558,899	19,071	800	2,155
<b>MADISON</b>				
CIRCUIT	232,433	6,150		3,750
UNIFIED	2,114,924	166,172	11,955	5,470
TOTAL-COURTS OF RECORD:	2,347,357	172,322	11,955	9,220
ALEXANDRIA CITY	12,206	1,661		
ANDERSON CITY	87,849	773		
ELWOOD CITY	31,671	1,100	2,023	
ANDERSON CITY PROBATION	102,075	721		
EDGEWOOD TOWN	29,352	1,790		
TOTAL-CITY AND TOWN:	263,153	6,045	2,023	
GRAND TOTAL COUNTY:	2,610,510	178,367	13,978	9,220
<b>MARION</b>				
CIRCUIT	219,544	1,367	35,280	
SUPERIOR, CIV. 1	130,187	2,455	274	235
SUPERIOR, CIV. 2	126,231	2,667	36,893	
SUPERIOR, CIV. 3	122,474	4,738		
SUPERIOR, CIV. 4	125,134	1,463	35,280	230
SUPERIOR, CIV. 5	134,884	3,286	39,381	
SUPERIOR, CIV. 6	125,003	2,000	35,893	
SUPERIOR, CIV. 7	126,231	1,175	36,893	
SUPERIOR PROBATE	314,045	4,016	84,525	730
SUPERIOR JUVENILE	2,369,338	72,896		8,760
SUPERIOR, CRIM. 1	285,712	2,619		
SUPERIOR, CRIM. 2	233,949	4,818	2,348	
SUPERIOR, CRIM. 3	285,561	4,166	44,285	
SUPERIOR, CRIM. 4	288,556	4,028		697
SUPERIOR, CRIM. 5	277,005	6,403	1,402	
SUPERIOR, CRIM. 6	285,740	7,123	47,194	553
MUNICIPAL	4,282,169	121,055	561,649	4,838
CRIMINAL PROBATION	856,934	6,832	1,200	917
COURT SERVICES	658,125	2,325	3,444	68,401
TOTAL-COURTS OF RECORD:	11,246,822	255,432	965,941	85,361
CENTER TOWNSHIP	97,980	4,369	2,301	



COURT EXPENDITURES  
SUMMATION OF EXPENSES

OTHER SERVICES & CHARGES	<u>TOTAL</u> <u>SERVICES</u>	LAW BOOKS	OTHER CAPITAL OUTLAYS	<u>TOTAL</u> <u>CAPITAL</u> <u>OUTLAYS</u>	<u>TOTAL</u> <u>EXPENDITURES</u>
7,163	8,173	7,361		7,361	185,545
17,700	25,700	3,000	1,700	4,700	213,240
3,726	6,345	1,208	1,965	3,173	189,995
10,111	10,111	2,271		2,271	148,248
77,344	98,033	35,632	17,135	52,767	1,127,386
77,344	98,033	35,632	17,135	52,767	1,127,386
146,501	148,542	8,096	18,970	27,066	588,904
6,796	7,627	3,000	406	3,406	88,536
7,918	8,001	1,408	3,046	4,454	99,626
161,215	164,170	12,504	22,422	34,926	777,066
161,215	164,170	12,504	22,422	34,926	777,066
26,614	30,364	23,250		23,250	292,197
166,579	184,004	7,477	48,551	56,028	2,521,128
193,193	214,368	30,727	48,551	79,278	2,813,325
332	332				14,199
6,988	6,988	3,284		3,284	98,894
1,630	3,653				36,424
36,769	36,769	1,812	31,334	33,146	172,711
3,028	3,028	521		521	34,691
48,747	50,770	5,617	31,334	36,951	356,919
241,940	265,138	36,344	79,885	116,229	3,170,244
4,722	40,002		1,927	1,927	262,840
43,314	43,823	1,780		1,780	178,245
10,285	47,178		2,652	2,652	178,728
			5,085	5,085	132,297
7,846	43,356				169,953
8,865	48,246		2,739	2,739	189,155
7,795	43,688		2,600	2,600	173,291
5,948	42,841		4,790	4,790	175,037
9,887	95,142		3,108	3,108	416,311
1,013,460	1,022,220	31,231	14,451	45,682	3,510,136
7,024	7,024	2,103	35,569	37,672	333,027
7,212	9,560		11,693	11,693	260,020
7,343	51,628		1,047	1,047	342,402
7,224	7,921		39,674	39,674	340,179
5,451	6,853		48,419	48,419	338,680
7,409	55,156	448	8,267	8,715	356,734
515,130	1,081,617	2,045	45,274	47,319	5,532,160
74,839	76,956		2,320	2,320	943,042
124,310	196,155				856,605
1,868,064	2,919,366	37,607	229,615	267,222	14,688,842
11,888	14,189	1,013	12,625	13,638	130,176

COURT EXPENDITURES  
SUMMATION OF EXPENSES

216

	<u>TOTAL</u> <u>PERSONNEL</u> <u>SERVICES</u>	<u>TOTAL</u> <u>SUPPLIES</u>	RENTALS	LODGING & MEALS FOR JURORS
DECATUR TOWNSHIP	78,300		1,170	
LAWRENCE TOWNSHIP	68,847			
PERRY TOWNSHIP	100,150		8,500	
PIKE TOWNSHIP	146,618	6,783	6,360	
WARREN TOWNSHIP	187,534	70,011		
WASHINGTON TOWNSHIP	96,165	7,878	16,574	
WAYNE TOWNSHIP	47,208	10,500		
TOTAL-SMALL CLAIMS:	822,802	99,541	34,905	
GRAND TOTAL COUNTY:	12,069,624	354,973	1,000,846	85,361
 MARSHALL				
CIRCUIT	97,511	4,051		
SUPERIOR 1	92,955	2,205		1,524
SUPERIOR 2	113,735	6,903	4,042	859
PROBATION	118,976	5,494		
TOTAL-COURTS OF RECORD:	423,177	18,653	4,042	2,383
GRAND TOTAL COUNTY:	423,177	18,653	4,042	2,383
 MARTIN				
CIRCUIT	62,494	1,048		549
TOTAL-COURTS OF RECORD:	62,494	1,048		549
GRAND TOTAL COUNTY:	62,494	1,048		549
 MIAMI				
CIRCUIT	90,208	1,780		1,421
SUPERIOR	88,350	2,000		1,500
PROBATION	89,209	937		2,466
TOTAL-COURTS OF RECORD:	267,767	4,717		5,387
PERU CITY	8,892	650		
BUNKER HILL TOWN	12,600	1,727	250	
TOTAL-CITY AND TOWN:	21,492	2,377	250	
GRAND TOTAL COUNTY:	289,259	7,094	250	5,387
 MONROE				
ALL COURTS	1,226,580	32,294		1,457
PUBLIC DEFENDER	198,348	5,400	580	
TOTAL-COURTS OF RECORD:	1,424,928	37,694	580	1,457
GRAND TOTAL COUNTY:	1,424,928	37,694	580	1,457
 MONTGOMERY				
CIRCUIT	126,572	2,475		385
COUNTY	41,527	1,655		122
PROBATION	69,390	1,260		497
TOTAL-COURTS OF RECORD:	237,489	5,390		1,004
CRAWFORDSVILLE CITY	8,156	563		
TOTAL-CITY AND TOWN:	8,156	563		
GRAND TOTAL COUNTY:	245,645	5,953		1,004

COURT EXPENDITURES  
SUMMATION OF EXPENSES

217

OTHER SERVICES & CHARGES	<u>TOTAL</u> <u>SERVICES</u>	LAW BOOKS	OTHER CAPITAL OUTLAYS	<u>TOTAL</u> <u>CAPITAL</u> <u>OUTLAYS</u>	<u>TOTAL</u> <u>EXPENDITURES</u>
5,100	6,270	200	730	930	85,500
9,987	9,987	718		718	79,552
17,000	25,500		3,500	3,500	129,150
22,542	28,902		6,143	6,143	188,446
574	574				258,119
15,659	32,233	921	2,914	3,835	140,111
20,350	20,350		2,500	2,500	80,558
103,100	138,005	2,852	28,412	31,264	1,091,612
1,971,164	3,057,371	40,459	258,027	298,486	15,780,454
6,340	6,340	8,626	12,174	20,800	128,702
7,142	8,666	4,323	5,419	9,742	113,568
12,215	17,116	3,361	20,183	23,544	161,298
23,701	23,701	2,556	1,365	3,921	152,092
49,398	55,823	18,866	39,141	58,007	555,660
49,398	55,823	18,866	39,141	58,007	555,660
4,671	5,220	2,200		2,200	70,962
4,671	5,220	2,200		2,200	70,962
4,671	5,220	2,200		2,200	70,962
1,328	2,749	13,187		13,187	107,924
2,300	3,800	10,000		10,000	104,150
219	2,685				92,831
3,847	9,234	23,187		23,187	304,905
					9,542
1,230	1,480				15,807
1,230	1,480				25,349
5,077	10,714	23,187		23,187	330,254
132,155	133,612	18,574	81,708	100,282	1,492,768
16,032	16,612		1,500	1,500	221,860
148,187	150,224	18,574	83,208	101,782	1,714,628
148,187	150,224	18,574	83,208	101,782	1,714,628
14,580	14,965	18,440	4,276	22,716	166,728
1,913	2,035	1,105	1,179	2,284	47,501
4,504	5,001		5,581	5,581	81,232
20,997	22,001	19,545	11,036	30,581	295,461
					8,719
					8,719
20,997	22,001	19,545	11,036	30,581	304,180

COURT EXPENDITURES  
SUMMATION OF EXPENSES

218

	<u>TOTAL</u> <u>PERSONNEL</u> <u>SERVICES</u>	<u>TOTAL</u> <u>SUPPLIES</u>	RENTALS	LODGING & MEALS FOR JURORS
<b>MORGAN</b>				
CIRCUIT	157,926	2,613		9,470
SUPERIOR	140,269	1,726		4,623
COUNTY	103,878	3,090	987	2,039
PROBATION	187,673	2,529	320	
TOTAL-COURTS OF RECORD:	589,746	9,958	1,307	16,132
MARTINSVILLE CITY	19,275	375		
MOORESVILLE TOWN	50,618			
TOTAL-CITY AND TOWN:	69,893	375		
GRAND TOTAL COUNTY:	659,639	10,333	1,307	16,132
<b>NEWTON</b>				
CIRCUIT	84,158	17,600	500	
SUPERIOR	120,740	3,208		
TOTAL-COURTS OF RECORD:	204,898	20,808	500	
GRAND TOTAL COUNTY:	204,898	20,808	500	
<b>NOBLE</b>				
CIRCUIT	147,203	4,785		1,019
SUPERIOR	116,571	2,197		1,330
COUNTY	94,126	3,003		232
TOTAL-COURTS OF RECORD:	357,900	9,985		2,581
CROMWELL TOWN	5,290			
TOTAL-CITY AND TOWN:	5,290			
GRAND TOTAL COUNTY:	363,190	9,985		2,581
<b>OHIO</b>				
CIRCUIT	9,587	200		
SUPERIOR	22,718	887		
TOTAL-COURTS OF RECORD:	32,305	1,087		
GRAND TOTAL COUNTY:	32,305	1,087		
<b>ORANGE</b>				
CIRCUIT	71,947	1,642		
COUNTY	28,925	1,194		
TOTAL-COURTS OF RECORD:	100,872	2,836		
GRAND TOTAL COUNTY:	100,872	2,836		
<b>OWEN</b>				
CIRCUIT	148,130	4,396	67	735
TOTAL-COURTS OF RECORD:	148,130	4,396	67	735
GRAND TOTAL COUNTY:	148,130	4,396	67	735
<b>PARKE</b>				
CIRCUIT	111,271	2,275		208

COURT EXPENDITURES  
SUMMATION OF EXPENSES

219

OTHER SERVICES & CHARGES	<u>TOTAL SERVICES</u>	LAW BOOKS	OTHER CAPITAL OUTLAYS	<u>TOTAL CAPITAL OUTLAYS</u>	<u>TOTAL EXPENDITURES</u>
6,479	15,949	10,060	22,608	32,668	209,156
3,108	7,731	1,651	898	2,549	152,275
7,862	10,888	2,430	2,362	4,792	122,648
8,157	8,477		1,520	1,520	200,199
25,606	43,045	14,141	27,388	41,529	684,278
2,230	2,230				21,880
2,800	2,800				53,418
5,030	5,030				75,298
30,636	48,075	14,141	27,388	41,529	759,576
4,200	4,700	10,000	1,000	11,000	117,458
2,673	2,673	701	15,407	16,108	142,729
6,873	7,373	10,701	16,407	27,108	260,187
6,873	7,373	10,701	16,407	27,108	260,187
19,824	20,843	11,650	2,308	13,958	186,789
5,930	7,260		3,592	3,592	129,620
5,436	5,668		8,240	8,240	111,037
31,190	33,771	11,650	14,140	25,790	427,446
731	731				6,021
731	731				6,021
31,921	34,502	11,650	14,140	25,790	433,467
500	500	2,249	42	2,291	12,578
2,109	2,109	3,661	158	3,819	29,533
2,609	2,609	5,910	200	6,110	42,111
2,609	2,609	5,910	200	6,110	42,111
2,961	2,961	7,825	25	7,850	84,400
3,700	3,700	817	163	980	34,799
6,661	6,661	8,642	188	8,830	119,199
6,661	6,661	8,642	188	8,830	119,199
8,455	9,257	11,554	7,705	19,259	181,042
8,455	9,257	11,554	7,705	19,259	181,042
8,455	9,257	11,554	7,705	19,259	181,042
8,503	8,711	12,803	597	13,400	135,657

COURT EXPENDITURES  
SUMMATION OF EXPENSES

220

	<u>TOTAL</u> <u>PERSONNEL</u> <u>SERVICES</u>	<u>TOTAL</u> <u>SUPPLIES</u>	RENTALS	LODGING & MEALS FOR JURORS
PROBATION	3,646	855		
TOTAL-COURTS OF RECORD:	114,917	3,130		208
GRAND TOTAL COUNTY:	114,917	3,130		208
PERRY				
CIRCUIT	127,579	2,392	1,143	
TOTAL-COURTS OF RECORD:	127,579	2,392	1,143	
TELL CITY - NOT REPORTING				
TOTAL-CITY AND TOWN:				
GRAND TOTAL COUNTY:	127,579	2,392	1,143	
PIKE				
CIRCUIT	114,795	2,000	2,175	1,500
TOTAL-COURTS OF RECORD:	114,795	2,000	2,175	1,500
GRAND TOTAL COUNTY:	114,795	2,000	2,175	1,500
PORTER				
CIRCUIT	283,003	3,450		725
SUPERIOR 1	210,402	1,535		185
SUPERIOR 2	506,104	5,041	222	264
SUPERIOR 3	64,014	917		302
SUPERIOR 4	72,852	1,681		
TOTAL-COURTS OF RECORD:	1,136,375	12,624	222	1,476
CHESTERION TOWN	27,349	2,310		
TOTAL-CITY AND TOWN:	27,349	2,310		
GRAND TOTAL COUNTY:	1,163,724	14,934	222	1,476
POSEY				
CIRCUIT	130,116	8,980		
COUNTY	80,725	1,984	2,034	419
TOTAL-COURTS OF RECORD:	210,841	10,964	2,034	419
GRAND TOTAL COUNTY:	210,841	10,964	2,034	419
PULASKI				
CIRCUIT	135,723	2,981	1,528	1,084
COUNTY	52,186	803		25
TOTAL-COURTS OF RECORD:	187,909	3,784	1,528	1,109
GRAND TOTAL COUNTY:	187,909	3,784	1,528	1,109
PUTNAM				
CIRCUIT	126,324	2,252	1,926	193
COUNTY	74,116	3,194	1,481	171
TOTAL-COURTS OF RECORD:	200,440	5,446	3,407	364
GRAND TOTAL COUNTY:	200,440	5,446	3,407	364

COURT EXPENDITURES  
SUMMATION OF EXPENSES

221

OTHER SERVICES & CHARGES	<u>TOTAL SERVICES</u>	LAW BOOKS	OTHER CAPITAL OUTLAYS	<u>TOTAL CAPITAL OUTLAYS</u>	<u>TOTAL EXPENDITURES</u>
1,058	1,058		1,836	1,836	7,395
9,561	9,769	12,803	2,433	15,236	143,052
9,561	9,769	12,803	2,433	15,236	143,052
7,229	8,372	7,292	1,538	8,830	147,173
7,229	8,372	7,292	1,538	8,830	147,173
7,229	8,372	7,292	1,538	8,830	147,173
9,900	13,575	6,200	1,000	7,200	137,570
9,900	13,575	6,200	1,000	7,200	137,570
9,900	13,575	6,200	1,000	7,200	137,570
31,902	32,627	250	7,417	7,667	326,747
14,887	15,072	7,945	20,922	28,867	255,876
41,015	41,501	800	10,120	10,920	563,566
2,504	2,806		140	140	67,877
6,319	6,319		989	989	81,841
96,627	98,325	8,995	39,588	48,583	1,295,907
4,290	4,290				33,949
4,290	4,290				33,949
100,917	102,615	8,995	39,588	48,583	1,329,856
3,136	3,136	4,012	1,020	5,032	147,264
2,748	5,201	1,690		1,690	89,600
5,884	8,337	5,702	1,020	6,722	236,864
5,884	8,337	5,702	1,020	6,722	236,864
11,185	13,797	14,383	654	15,037	167,538
2,681	2,706	628		628	56,323
13,866	16,503	15,011	654	15,665	223,861
13,866	16,503	15,011	654	15,665	223,861
7,331	9,450	9,500		9,500	147,526
1,352	3,004	820		820	81,134
8,683	12,454	10,320		10,320	228,660
8,683	12,454	10,320		10,320	228,660

COURT EXPENDITURES  
SUMMATION OF EXPENSES

222

	<u>TOTAL</u> <u>PERSONNEL</u> <u>SERVICES</u>	<u>TOTAL</u> <u>SUPPLIES</u>	RENTALS	LODGING & MEALS FOR JURORS
<b>RANDOLPH</b>				
CIRCUIT	115,410	1,897		68
SUPERIOR	62,390			36
TOTAL-COURTS OF RECORD:	177,800	1,897		104
WINCHESTER CITY	11,568			
UNION CITY - CITY	5,106	1,712		
TOTAL-CITY AND TOWN:	16,674	1,712		
GRAND TOTAL COUNTY:	194,474	3,609		104
<b>RIPLEY</b>				
CIRCUIT - NOT REPORTING				
TOTAL-COURTS OF RECORD:				
BATESVILLE CITY	15,936	2,950		
VERSAILLES TOWN	18,000	2,101		
TOTAL-CITY AND TOWN:	33,936	5,051		
GRAND TOTAL COUNTY:	33,936	5,051		
<b>RUSH</b>				
CIRCUIT	102,877	2,987		122
COUNTY	52,456	1,430		24
TOTAL-COURTS OF RECORD:	155,333	4,417		146
GRAND TOTAL COUNTY:	155,333	4,417		146
<b>ST. JOSEPH</b>				
CIRCUIT	682,239		72,000	63
SUPERIOR	664,268	10,298		4,047
PROBATE	78,666	790		
JUVENILE	440,451	3,600	3,754	2,254
TOTAL-COURTS OF RECORD:	1,865,624	14,688	75,754	6,364
WALKERTON TOWN	11,770	717		296
TOTAL-CITY AND TOWN:	11,770	717		296
GRAND TOTAL COUNTY:	1,877,394	15,405	75,754	6,660
<b>SCOTT</b>				
CIRCUIT	100,298	886	840	
COUNTY	39,316	1,568	435	221
TOTAL-COURTS OF RECORD:	139,614	2,454	1,275	221
GRAND TOTAL COUNTY:	139,614	2,454	1,275	221
<b>SHELBY</b>				
CIRCUIT	67,606	1,876	998	526
SUPERIOR 1	138,428	2,311		710
SUPERIOR 2	64,600	6,000	1,000	
PROBATION	102,900	2,498		
TOTAL-COURTS OF RECORD:	373,534	12,685	1,998	1,236
GRAND TOTAL COUNTY:	373,534	12,685	1,998	1,236



COURT EXPENDITURES  
SUMMATION OF EXPENSES

OTHER SERVICES & CHARGES	<u>TOTAL</u> <u>SERVICES</u>	LAW BOOKS	OTHER CAPITAL OUTLAYS	<u>TOTAL</u> <u>CAPITAL</u> <u>OUTLAYS</u>	<u>TOTAL</u> <u>EXPENDITURES</u>
4,287	4,355	7,000		7,000	128,662
1,660	1,696	591	19,386	19,977	84,063
5,947	6,051	7,591	19,386	26,977	212,725
75	75				11,643
160	160				6,978
235	235				18,621
6,182	6,286	7,591	19,386	26,977	231,346
1,994	1,994				20,880
996	996				21,097
2,990	2,990				41,977
2,990	2,990				41,977
7,819	7,941	9,823	1,088	10,911	124,716
3,502	3,526	103	2,937	3,040	60,452
11,321	11,467	9,926	4,025	13,951	185,168
11,321	11,467	9,926	4,025	13,951	185,168
2,925	74,988				757,227
12,545	16,592	13,553		13,553	704,711
419	419	1,755		1,755	81,630
13,003	19,011	601		601	463,663
28,892	111,010	15,909		15,909	2,007,231
648	944				13,431
648	944				13,431
29,540	111,954	15,909		15,909	2,020,662
3,919	4,759	3,820	14,494	18,314	124,257
1,673	2,329	483	2,136	2,619	45,832
5,592	7,088	4,303	16,630	20,933	170,089
5,592	7,088	4,303	16,630	20,933	170,089
3,548	5,072	15,974	3,250	19,224	93,778
1,936	2,646	1,622	395	2,017	145,402
850	1,850	2,000		2,000	74,450
3,081	3,081				108,479
9,415	12,649	19,596	3,645	23,241	422,109
9,415	12,649	19,596	3,645	23,241	422,109

COURT EXPENDITURES  
SUMMATION OF EXPENSES

224

	<u>TOTAL</u> <u>PERSONNEL</u> <u>SERVICES</u>	<u>TOTAL</u> <u>SUPPLIES</u>	RENTALS	LODGING & MEALS FOR JURORS
<b>SPENCER</b>				
CIRCUIT	81,737	1,386	899	328
TOTAL-COURTS OF RECORD:	81,737	1,386	899	328
ROCKPORT CITY	840	129		
TOTAL-CITY AND TOWN:	840	129		
GRAND TOTAL COUNTY:	82,577	1,515	899	328
<b>STARKE</b>				
CIRCUIT	133,350	1,680		1,791
TOTAL-COURTS OF RECORD:	133,350	1,680		1,791
KNOX CITY	33,519		200	
TOTAL-CITY AND TOWN:	33,519		200	
GRAND TOTAL COUNTY:	166,869	1,680	200	1,791
<b>STIEUBEN</b>				
CIRCUIT	120,050	3,031		2,545
SUPERIOR	86,326	1,631		35
TOTAL-COURTS OF RECORD:	206,376	4,662		2,580
FREMONT TOWN	34,848	858	600	
TOTAL-CITY AND TOWN:	34,848	858	600	
GRAND TOTAL COUNTY:	241,224	5,520	600	2,580
<b>SULLIVAN</b>				
CIRCUIT	62,834	3,959		574
SUPERIOR	52,848	1,860		66
TOTAL-COURTS OF RECORD:	115,682	5,819		640
GRAND TOTAL COUNTY:	115,682	5,819		640
<b>SWITZERLAND</b>				
CIRCUIT	14,372	168	100	167
SUPERIOR	33,312	1,797	167	19
TOTAL-COURTS OF RECORD:	47,684	1,965	267	186
GRAND TOTAL COUNTY:	47,684	1,965	267	186
<b>TIPPECANOE</b>				
CIRCUIT	374,530	2,142		126
SUPERIOR 1	120,136	3,410	1,000	1,500
SUPERIOR 2	55,400	941	4,131	469
SUPERIOR 3	121,856	2,124		
COUNTY I	69,557	2,575		468
COUNTY II	92,351	1,797		139
TOTAL-COURTS OF RECORD:	833,830	12,989	5,131	2,702
WEST LAFAYETTE CITY	18,001	1,098		
TOTAL-CITY AND TOWN:	18,001	1,098		
GRAND TOTAL COUNTY:	851,831	14,087	5,131	2,702

COURT EXPENDITURES  
SUMMATION OF EXPENSES

225

OTHER SERVICES & CHARGES	<u>TOTAL</u> <u>SERVICES</u>	LAW BOOKS	OTHER CAPITAL OUTLAYS	<u>TOTAL</u> <u>CAPITAL</u> <u>OUTLAYS</u>	<u>TOTAL</u> <u>EXPENDITURES</u>
6,178	7,405	5,326	485	5,811	96,339
6,178	7,405	5,326	485	5,811	96,339
100	100	800		800	1,869
100	100	800		800	1,869
6,278	7,505	6,126	485	6,611	98,208
6,182	7,973	14,867	911	15,778	158,781
6,182	7,973	14,867	911	15,778	158,781
4,981	5,181				38,700
4,981	5,181				38,700
11,163	13,154	14,867	911	15,778	197,481
21,614	24,159	13,928	1,749	15,677	162,917
6,091	6,126	999		999	95,082
27,705	30,285	14,927	1,749	16,676	257,999
1,299	1,899		474	474	38,079
1,299	1,899		474	474	38,079
29,004	32,184	14,927	2,223	17,150	296,078
3,056	3,630	6,656		6,656	77,079
3,191	2,257	997		997	57,962
5,247	5,887	7,653		7,653	135,041
5,247	5,887	7,653		7,653	135,041
562	829	2,178		2,178	17,547
2,555	2,741	3,764	238	4,002	41,852
3,117	3,570	5,942	238	6,180	59,399
3,117	3,570	5,942	238	6,180	59,399
2,562	2,688	3,031		3,031	382,391
945	3,445	22,967	6,000	28,967	155,958
435	5,035	908	794	1,702	63,078
489,640	489,640	1,979	1,489	3,468	617,088
1,377	1,845	1,797		1,797	75,774
814	953	921	2,570	3,491	98,592
495,773	503,606	31,603	10,853	42,456	1,392,881
					19,099
					19,099
495,773	503,606	31,603	10,853	42,456	1,411,980

COURT EXPENDITURES  
SUMMATION OF EXPENSES

226

	<u>TOTAL</u> <u>PERSONNEL</u> <u>SERVICES</u>	<u>TOTAL</u> <u>SUPPLIES</u>	RENTALS	LODGING & MEALS FOR JURORS
<b>TIPTON</b>				
CIRCUIT	126,925	1,063		1,259
TOTAL-COURTS OF RECORD:	126,925	1,063		1,259
TIPTON CITY	13,870	623		
SHARPSVILLE TOWN	4,041	1,879	300	
TOTAL-CITY AND TOWN:	17,911	2,502	300	
GRAND TOTAL COUNTY:	144,836	3,565	300	1,259
<b>UNION</b>				
CIRCUIT	54,765	905		500
TOTAL-COURTS OF RECORD:	54,765	905		500
GRAND TOTAL COUNTY:	54,765	905		500
<b>VANDERBURGH</b>				
CIRCUIT	553,030	8,349	13,104	7,804
SUPERIOR	1,513,435	17,200	8,833	3,987
COMMUNITY CORRECTIONS FACILITY	643,214	39,230		
TOTAL-COURTS OF RECORD:	2,709,679	64,779	21,937	11,791
GRAND TOTAL COUNTY:	2,709,679	64,779	21,937	11,791
<b>VERMILLION</b>				
CIRCUIT	132,101	11,533	6,822	2,229
TOTAL-COURTS OF RECORD:	132,101	11,533	6,822	2,229
CLINTON CITY	14,486			
TOTAL-CITY AND TOWN:	14,486			
GRAND TOTAL COUNTY:	146,587	11,533	6,822	2,229
<b>VIGO</b>				
VIGO ALL COURTS	777,367	30,895	21,791	3,339
JUVENILE	326,817	29,383	2,725	
TOTAL-COURTS OF RECORD:	1,104,184	60,278	24,516	3,339
TERRE HAUTE CITY	36,577	224	278	
TOTAL-CITY AND TOWN:	36,577	224	278	
GRAND TOTAL COUNTY:	1,140,761	60,502	24,794	3,339
<b>WABASH</b>				
CIRCUIT	158,054	2,214		481
COUNTY	77,944	5,805		
TOTAL-COURTS OF RECORD:	235,998	8,019		481
WABASH CITY	30,500	2,400		
NORTH MANCHESTER TOWN	6,320	265		
TOTAL-CITY AND TOWN:	36,820	2,665		
GRAND TOTAL COUNTY:	272,818	10,684		481
<b>WARREN</b>				
CIRCUIT	84,334	1,083	1,555	586
TOTAL-COURTS OF RECORD:	84,334	1,083	1,555	586
GRAND TOTAL COUNTY:	84,334	1,083	1,555	586

COURT EXPENDITURES  
SUMMATION OF EXPENSES

OTHER SERVICES & CHARGES	<u>TOTAL SERVICES</u>	LAW BOOKS	OTHER CAPITAL OUTLAYS	<u>TOTAL CAPITAL OUTLAYS</u>	<u>TOTAL EXPENDITURES</u>
3,533	4,792	3,090	1,176	4,266	137,046
3,533	4,792	3,090	1,176	4,266	137,046
988	988	421		421	15,902
1,656	1,956				7,876
2,644	2,944	421		421	23,778
6,177	7,736	3,511	1,176	4,687	160,824
4,952	5,452	4,114	400	4,514	65,636
4,952	5,452	4,114	400	4,514	65,636
4,952	5,452	4,114	400	4,514	65,636
149,519	170,427	22,363	9,387	31,750	763,556
29,516	42,336	6,973	112,534	119,507	1,692,478
19,556	19,556		24,000	24,000	726,000
198,591	232,319	29,336	145,921	175,257	3,182,034
198,591	232,319	29,336	145,921	175,257	3,182,034
14,207	23,258	11,007	1,846	12,853	179,745
14,207	23,258	11,007	1,846	12,853	179,745
1,747	1,747	521		521	16,754
1,747	1,747	521		521	16,754
15,954	25,005	11,528	1,846	13,374	196,499
6,017	31,147	12,359	24,503	36,862	876,271
24,763	27,488	1,195	7,911	9,106	392,794
30,780	58,635	13,554	32,414	45,968	1,269,065
2,474	2,752	1,472		1,472	41,025
2,474	2,752	1,472		1,472	41,025
33,254	61,387	15,026	32,414	47,440	1,310,090
3,227	3,708	13,344	32,566	45,910	209,886
1,882	1,882	9,569		9,569	95,200
5,109	5,590	22,913	32,566	55,479	305,086
4,200	4,200	300	300	600	37,700
140	140				6,725
4,340	4,340	300	300	600	44,425
9,449	9,930	23,213	32,866	56,079	349,511
4,807	6,948	8,936		8,936	101,301
4,807	6,948	8,936		8,936	101,301
4,807	6,948	8,936		8,936	101,301

COURT EXPENDITURES  
SUMMATION OF EXPENSES

228

	<u>TOTAL</u> <u>PERSONNEL</u> <u>SERVICES</u>	<u>TOTAL</u> <u>SUPPLIES</u>	RENTALS	LODGING & MEALS FOR JURORS
<b>WARRICK</b>				
CIRCUIT	141,514	1,326		1,890
SUPERIOR	150,799	6,424	2,262	637
TOTAL-COURTS OF RECORD:	292,313	7,750	2,262	2,527
GRAND TOTAL COUNTY:	292,313	7,750	2,262	2,527
<b>WASHINGTON</b>				
CIRCUIT	171,852	11,650		500
SUPERIOR	42,312	3,117		345
TOTAL-COURTS OF RECORD:	214,164	14,767		845
GRAND TOTAL COUNTY:	214,164	14,767		845
<b>WAYNE</b>				
CIRCUIT	58,779	975		274
SUPERIOR 1	55,514	1,598	9,506	284
SUPERIOR 2	60,748	1,002		266
SUPERIOR 3	137,162	6,156	2,089	42
PROBATION	204,940	3,600	300	
PUBLIC DEFENDER	78,400	3,524		
COURT SCHEDULING	48,505	1,126	895	
TOTAL-COURTS OF RECORD:	644,048	17,981	12,790	866
HAGERSTOWN TOWN	7,277	918		
TOTAL-CITY AND TOWN:	7,277	918		
GRAND TOTAL COUNTY:	651,325	18,899	12,790	866
<b>WELLS</b>				
CIRCUIT	95,647	6,523	3,625	
SUPERIOR	92,944	3,500	756	58
TOTAL-COURTS OF RECORD:	188,591	10,023	4,381	58
BLUFFTON CITY	8,652	1,362		
TOTAL-CITY AND TOWN:	8,652	1,362		
GRAND TOTAL COUNTY:	197,243	11,385	4,381	58
<b>WHITE</b>				
CIRCUIT	105,227	2,962		181
SUPERIOR	97,335	1,788	3,101	828
TOTAL-COURTS OF RECORD:	202,562	4,750	3,101	1,009
MONON TOWN - NOT REPORTING				
TOTAL-CITY AND TOWN:				
GRAND TOTAL COUNTY:	202,562	4,750	3,101	1,009
<b>WHITLEY</b>				
CIRCUIT	112,261	1,691		293
SUPERIOR	124,830	2,200		147
TOTAL-COURTS OF RECORD:	237,091	3,891		440
GRAND TOTAL COUNTY:	237,091	3,891		440

COURT EXPENDITURES  
SUMMATION OF EXPENSES

OTHER SERVICES & CHARGES	<u>TOTAL</u> <u>SERVICES</u>	LAW BOOKS	OTHER CAPITAL OUTLAYS	<u>TOTAL</u> <u>CAPITAL</u> <u>OUTLAYS</u>	<u>TOTAL</u> <u>EXPENDITURES</u>
5,402	7,292	17,102	4,675	21,777	171,909
3,377	6,276	2,049	4,000	6,049	169,548
8,779	13,568	19,151	8,675	27,826	341,457
8,779	13,568	19,151	8,675	27,826	341,457
8,519	9,019				192,521
1,309	1,654	6,354		6,354	53,437
9,828	10,673	6,354		6,354	245,958
9,828	10,673	6,354		6,354	245,958
3,217	3,491		37,341	37,341	100,586
3,971	13,761		9,628	9,628	80,501
4,167	4,433		37,432	37,432	103,515
3,486	5,617		35,000	35,000	183,935
20,550	20,850		7,100	7,100	236,490
4,467	4,467				86,391
737	1,632	30,000		30,000	81,263
40,595	54,251	30,000	126,501	156,501	872,781
					8,195
					8,195
40,595	54,251	30,000	126,501	156,501	880,976
9,139	12,764	9,863	1,430	11,293	126,227
1,243	2,057	1,200	737	1,937	100,438
10,382	14,821	11,063	2,167	13,230	226,665
125	125				10,139
125	125				10,139
10,507	14,946	11,063	2,167	13,230	236,804
8,907	9,088	12,957	449	13,406	130,683
6,173	10,102		7,254	7,254	116,479
15,080	19,190	12,957	7,703	20,660	247,162
15,080	19,190	12,957	7,703	20,660	247,162
4,528	4,821	18,138		18,138	136,911
4,418	4,565	1,140	1,345	2,485	134,080
8,946	9,386	19,278	1,345	20,623	270,991
8,946	9,386	19,278	1,345	20,623	270,991

COURT EXPENDITURES  
SUMMATION OF EXPENSES

230

	<u>TOTAL</u> <u>PERSONNEL</u> <u>SERVICES</u>	<u>TOTAL</u> <u>SUPPLIES</u>	RENTALS	LODGING & MEALS FOR JURORS
GRAND TOTAL-COURTS OF RECORD:	57,468,988	1,441,773	1,434,194	362,970
GRAND TOTAL-CITY AND TOWN:	2,686,983	122,240	11,329	546
GRAND TOTAL-SMALL CLAIM:	822,802	99,541	34,905	
GRAND TOTAL :	60,978,773	1,663,554	1,480,428	363,516



COURT EXPENDITURES  
SUMMATION OF EXPENSES

231

OTHER SERVICES & CHARGES	<u>TOTAL SERVICES</u>	LAW BOOKS	OTHER CAPITAL OUTLAYS	<u>TOTAL CAPITAL OUTLAYS</u>	<u>TOTAL EXPENDITURES</u>
5,024,842	6,822,006	1,345,053	1,561,018	2,906,071	68,638,838
195,906	207,781	16,812	145,039	161,851	3,178,855
103,100	138,005	2,852	28,412	31,264	1,091,612
5,323,848	7,167,792	1,364,717	1,734,469	3,099,186	72,909,305

	COURT COSTS	FINES FORFEITURE	INFRACTION JUDGMENTS	VEHICLE LICENSE	USER FEES	OTHER	STATE TOTAL	COUNTY COURT COSTS
<b>ADAMS</b>								
CIRCUIT	9,149	0	0	0	0	95	9,244	8,600
SUPERIOR	80,368	22,852	30,732	1,306	0	625	135,883	75,545
TOTAL-COURTS OF RECORD:	89,517	22,852	30,732	1,306	0	720	145,127	84,145
COUNTY TOTAL:	89,517	22,852	30,732	1,306	0	720	145,127	84,145
<b>ALLEN</b>								
CIRCUIT & SUPERIOR	1,192,161	312,615	319,053	16,403	0	6,770	1,847,002	1,120,631
TOTAL-COURTS OF RECORD:	1,192,161	312,615	319,053	16,403	0	6,770	1,847,002	1,120,631
COUNTY TOTAL:	1,192,161	312,615	319,053	16,403	0	6,770	1,847,002	1,120,631
<b>BARTHOLOMEW</b>								
CIRCUIT	23,231	5,578	0	0	0	0	28,809	21,837
SUPERIOR 1	17,328	2,270	0	0	0	0	19,598	16,288
SUPERIOR 2	254,963	20,482	73,853	0	0	0	349,298	239,666
TOTAL-COURTS OF RECORD:	295,522	28,330	73,853	0	0	0	397,705	277,791
COUNTY TOTAL:	295,522	28,330	73,853	0	0	0	397,705	277,791
<b>BENTON</b>								
CIRCUIT	39,719	9,921	8,463	0	0	0	58,103	37,207
TOTAL-COURTS OF RECORD:	39,719	9,921	8,463	0	0	0	58,103	37,207
COUNTY TOTAL:	39,719	9,921	8,463	0	0	0	58,103	37,207
<b>BLACKFORD</b>								
CIRCUIT & COUNTY	26,856	6,377	0	13,872	420	660	48,185	27,059
TOTAL-COURTS OF RECORD:	26,856	6,377	0	13,872	420	660	48,185	27,059
MONTPELIER CITY	19,546	13,489	0	10,152	0	0	43,187	5,329
TOTAL-CITY AND TOWN:	19,546	13,489	0	10,152	0	0	43,187	5,329
COUNTY TOTAL:	46,402	19,866	0	24,024	420	660	91,372	32,388
<b>BOONE</b>								
CIRCUIT	7,863	50	0	0	0	0	7,913	7,391
SUPERIOR 1	21,535	531	0	0	0	0	22,066	20,243
SUPERIOR 2	38,052	38,981	7,694	0	0	0	84,727	35,769
TOTAL-COURTS OF RECORD:	67,450	39,562	7,694	0	0	0	114,706	63,403
LEBANON CITY	14,637	17,821	0	0	0	0	32,458	4,382
THORNTOWN TOWN	47,619	8,601	21,485	1,492	320	5,345	84,862	12,987
ZIONSVILLE TOWN	14,752	8,355	0	0	0	0	23,107	4,011
JAMESTOWN TOWN	6,750	4,484	0	0	0	0	11,234	5,476
WHITESTOWN TOWN	6,243	94	0	0	0	0	6,337	1,703
TOTAL-CITY AND TOWN:	90,001	39,355	21,485	1,492	320	5,345	157,998	28,559
COUNTY TOTAL:	157,451	78,917	29,179	1,492	320	5,345	272,704	91,962
<b>BROWN</b>								
BROWN CIRCUIT	61,856	29,848	16,048	0	0	0	107,752	61,742
TOTAL-COURTS OF RECORD:	61,856	29,848	16,048	0	0	0	107,752	61,742
COUNTY TOTAL:	61,856	29,848	16,048	0	0	0	107,752	61,742
<b>CARROLL</b>								
CIRCUIT	9,509	5,490	0	0	0	1,720	16,719	8,938
SUPERIOR	55,071	17,035	20,974	0	0	1,080	94,160	51,608
TOTAL-COURTS OF RECORD:	64,580	22,525	20,974	0	0	2,800	110,879	60,546
DELPHI CITY	18,205	11,870	0	0	0	0	30,075	4,965
BURLINGTON TOWN	13,255	6,011	0	0	0	0	19,266	3,510
TOTAL-CITY AND TOWN:	31,460	17,881	0	0	0	0	49,341	8,475
COUNTY TOTAL:	96,040	40,406	20,974	0	0	2,800	160,220	69,021
<b>CASS</b>								
CIRCUIT	17,560	226	716	0	0	385	18,887	16,507
SUPERIOR	101,993	25,149	67,533	5,989	2,720	1,940	205,324	95,874
TOTAL-COURTS OF RECORD:	119,553	25,375	68,249	5,989	2,720	2,325	224,211	112,381
COUNTY TOTAL:	119,553	25,375	68,249	5,989	2,720	2,325	224,211	112,381

REVENUE FOR COUNTY FUNDS

SUPPORT FEE	BOND FEE	LATE FEE	USER FEE	ADULT PROBATION	JUVENILE PROBATION	GAURDIAN AD LITEM	DOCUMENT FEE	INTERSET INVESTMENT	OTHER	COUNTY TOTAL
5,286	50	0	48	6,753	760	0	1,981	5,776	2,643	31,897
1,985	0	2,720	7,789	6,752	0	0	109	0	97	94,997
7,271	50	2,720	7,837	13,505	760	0	2,090	5,776	2,740	126,894
7,271	50	2,720	7,837	13,505	760	0	2,090	5,776	2,740	126,894
97,677	12,685	12,150	267,677	111,047	62,624	0	35,422	110,572	34,239	1,864,724
97,677	12,685	12,150	267,677	111,047	62,624	0	35,422	110,572	34,239	1,864,724
97,677	12,685	12,150	267,677	111,047	62,624	0	35,422	110,572	34,239	1,864,724
105	0	0	2,356	78,021	3,761	0	0	0	0	106,080
0	0	0	3,286	0	0	0	0	0	90	19,664
0	0	0	126,402	0	0	0	0	0	3,985	370,053
105	0	0	132,044	78,021	3,761	0	0	0	4,075	495,797
105	0	0	132,044	78,021	3,761	0	0	0	4,075	495,797
1,360	0	0	3,264	5,749	255	0	2,225	0	2,391	52,451
1,360	0	0	3,264	5,749	255	0	2,225	0	2,391	52,451
1,360	0	0	3,264	5,749	255	0	2,225	0	2,391	52,451
4,380	0	0	744	28,989	8,361	0	3	0	5,655	75,191
4,380	0	0	744	28,989	8,361	0	3	0	5,655	75,191
0	0	0	0	0	0	0	0	0	0	5,329
0	0	0	0	0	0	0	0	0	0	5,329
4,380	0	0	744	28,989	8,361	0	3	0	5,655	80,520
4,085	0	0	0	0	0	0	0	0	0	11,476
4,335	0	0	0	0	0	0	0	0	0	24,578
170	0	0	2,078	10,932	0	0	0	0	0	48,949
8,590	0	0	2,078	10,932	0	0	0	0	0	85,003
0	0	0	0	0	0	0	0	0	0	4,382
0	0	0	0	0	0	0	0	0	0	12,987
0	30	0	0	0	0	0	0	0	0	4,041
0	0	0	0	0	0	0	0	0	0	5,476
0	0	0	0	0	0	0	0	0	0	1,703
0	30	0	0	0	0	0	0	0	0	28,589
8,590	30	0	2,078	10,932	0	0	0	0	0	113,592
2,190	425	0	28,061	39,983	4,615	0	3,613	5,486	0	146,115
2,190	425	0	28,061	39,983	4,615	0	3,613	5,486	0	146,115
2,190	425	0	28,061	39,983	4,615	0	3,613	5,486	0	146,115
5,225	334	0	0	0	0	0	564	11,296	0	26,357
0	4,168	0	33,012	5,187	265	0	0	0	0	94,240
5,225	4,502	0	33,012	5,187	265	0	564	11,296	0	120,597
0	0	0	0	0	0	0	0	0	0	4,965
0	0	0	0	0	0	0	0	0	1,017	4,527
0	0	0	0	0	0	0	0	0	1,017	9,492
5,225	4,502	0	33,012	5,187	265	0	564	11,296	1,017	130,089
12,780	0	0	208	1,518	2,755	0	4,866	1,636	0	40,270
0	0	0	70,894	30,816	0	0	1,185	8,732	0	207,501
12,780	0	0	71,102	32,334	2,755	0	6,051	10,368	0	247,771
12,780	0	0	71,102	32,334	2,755	0	6,051	10,368	0	247,771

	COURT COSTS	FINES FORFEITURE	INFRACTION JUDGMENTS	VEHICLE LICENSE	USER FEES	OTHER	STATE TOTAL	COUNTY COURT COSTS
<b>CLARK</b>								
CIRCUIT	26,901	0	0	0	0	0	26,901	25,287
SUPERIOR 1	12,728	0	0	0	0	0	12,728	11,964
SUPERIOR 2	19,580	0	0	0	0	0	19,580	18,405
COUNTY	243,136	27,778	77,389	10,673	3,260	0	362,236	228,547
TOTAL-COURTS OF RECORD:	302,345	27,778	77,389	10,673	3,260	0	421,445	284,203
CHARLESTOWN CITY	15,124	2,080	0	0	0	160	17,364	4,105
JEFFERSONVILLE CITY	49,334	7,806	2	0	0	0	57,142	6,061
CLARKSVILLE TOWN	41,474	13,020	0	0	0	174	54,668	11,316
TOTAL-CITY AND TOWN:	105,932	22,906	2	0	0	334	129,174	21,482
COUNTY TOTAL:	408,277	50,684	77,391	10,673	3,260	334	550,619	305,685
<b>CLAY</b>								
CIRCUIT	16,518	8	0	0	0	85	16,611	16,023
SUPERIOR	56,856	10,760	4,703	9,310	1,180	1,055	83,864	55,150
TOTAL-COURTS OF RECORD:	73,374	10,768	4,703	9,310	1,180	1,140	100,475	71,173
COUNTY TOTAL:	73,374	10,768	4,703	9,310	1,180	1,140	100,475	71,173
<b>CLINTON</b>								
CIRCUIT	20,880	27	0	0	0	0	20,907	19,695
COUNTY	80,734	8,421	52,965	922	0	0	143,042	78,055
TOTAL-COURTS OF RECORD:	101,614	8,448	52,965	922	0	0	163,949	97,750
FRANKFORT CITY	1,573	50	0	0	0	0	1,623	427
TOTAL-CITY AND TOWN:	1,573	50	0	0	0	0	1,623	427
COUNTY TOTAL:	103,187	8,498	52,965	922	0	0	165,572	98,177
<b>CRAWFORD</b>								
CIRCUIT	35,930	3,499	6,895	613	0	1,015	47,952	35,930
TOTAL-COURTS OF RECORD:	35,930	3,499	6,895	613	0	1,015	47,952	35,930
COUNTY TOTAL:	35,930	3,499	6,895	613	0	1,015	47,952	35,930
<b>DAVISS</b>								
CIRCUIT	12,543	0	0	0	0	0	12,543	12,543
SUPERIOR	64,405	417	8,040	4,025	0	0	76,887	64,405
TOTAL-COURTS OF RECORD:	76,948	417	8,040	4,025	0	0	89,430	76,948
COUNTY TOTAL:	76,948	417	8,040	4,025	0	0	89,430	76,948
<b>DEARBORN</b>								
CIRCUIT & COUNTY	67,915	29,313	4,327	672	0	4,170	106,397	63,840
TOTAL-COURTS OF RECORD:	67,915	29,313	4,327	672	0	4,170	106,397	63,840
AURORA CITY	107,030	9,078	64,091	57,635	11,094	270	249,198	29,190
LAWRENCEBURG CITY	104,178	34,687	0	92,786	0	0	231,651	26,655
TOTAL-CITY AND TOWN:	211,208	43,765	64,091	150,421	11,094	270	480,849	55,845
COUNTY TOTAL:	279,123	73,078	68,418	151,093	11,094	4,440	587,246	119,685
<b>DECATUR</b>								
CIRCUIT	15,577	10,101	0	0	0	0	25,678	14,642
COUNTY	85,777	11,264	7,958	934	800	0	106,733	80,630
TOTAL-COURTS OF RECORD:	101,354	21,365	7,958	934	800	0	132,411	95,272
COUNTY TOTAL:	101,354	21,365	7,958	934	800	0	132,411	95,272
<b>DEKALB</b>								
CIRCUIT	17,215	337	0	0	0	0	17,552	16,221
SUPERIOR	109,539	38,568	42,747	1,330	0	0	192,184	102,977
TOTAL-COURTS OF RECORD:	126,754	38,905	42,747	1,330	0	0	209,736	119,198
BUTLER CITY	3,355	1,863	0	0	0	0	5,218	915
TOTAL-CITY AND TOWN:	3,355	1,863	0	0	0	0	5,218	915
COUNTY TOTAL:	130,109	40,768	42,747	1,330	0	0	214,954	120,113
<b>DELAWARE</b>								
ALL COURTS	160,148	31,427	9,380	0	220	0	201,175	150,539
TOTAL-COURTS OF RECORD:	160,148	31,427	9,380	0	220	0	201,175	150,539

REVENUE FOR COUNTY FUNDS

SUPPORT FEE	BOND FEE	LATE FEE	USER FEE	ADULT PROBATION	JUVENILE PROBATION	GAURDIAN AD LITEM	DOCUMENT FEE	INTERSET INVESTMENT	OTHER	COUNTY TOTAL
1,530	50	0	18	13,348	0	0	0	4,249	0	44,482
12,910	0	0	36	18,905	30,797	0	0	4,249	0	78,861
7,746	0	0	0	0	0	0	0	4,249	0	30,400
0	0	0	22,044	107,975	0	0	0	4,249	0	362,815
22,186	50	0	22,098	140,228	30,797	0	0	16,996	0	516,558
0	0	0	0	0	0	0	0	0	0	4,105
0	0	0	1,820	0	0	0	0	0	0	7,881
0	0	0	9,855	0	0	0	21	0	0	21,192
0	0	0	11,675	0	0	0	21	0	0	33,178
22,186	50	0	33,773	140,228	30,797	0	21	16,996	0	549,736
5,585	480	0	36	750	6,420	0	53	0	9,797	39,144
4,105	6,610	9,887	4,761	16,054	0	0	492	0	161	97,220
9,690	7,090	9,887	4,797	16,804	6,420	0	545	0	9,958	136,364
9,690	7,090	9,887	4,797	16,804	6,420	0	545	0	9,958	136,364
11,500	1,255	0	525	0	0	0	6,262	9,658	7,548	56,443
0	9,322	0	37,802	4,188	0	0	486	0	275	130,128
11,500	10,577	0	38,327	4,188	0	0	6,748	9,658	7,823	186,571
0	0	0	0	0	0	0	0	0	0	427
0	0	0	0	0	0	0	0	0	0	427
11,500	10,577	0	38,327	4,188	0	0	6,748	9,658	7,823	186,998
1,970	333	0	34,858	15,608	600	0	560	2,852	1,079	93,790
1,970	333	0	34,858	15,608	600	0	560	2,852	1,079	93,790
1,970	333	0	34,858	15,608	600	0	560	2,852	1,079	93,790
5,327	70	0	66	0	85	0	5,830	5,705	150	29,776
0	1,430	0	5,136	4,980	0	0	3,942	0	12,864	92,757
5,327	1,500	0	5,202	4,980	85	0	9,772	5,705	13,014	122,533
5,327	1,500	0	5,202	4,980	85	0	9,772	5,705	13,014	122,533
5,540	792	0	10,391	0	0	0	3,175	8,301	8,048	100,087
5,540	792	0	10,391	0	0	0	3,175	8,301	8,048	100,087
0	0	0	0	0	0	0	0	0	0	29,190
0	0	0	1,500	0	0	0	0	0	0	28,155
0	0	0	1,500	0	0	0	0	0	0	57,345
5,540	792	0	11,891	0	0	0	3,175	8,301	8,048	157,432
10,950	0	0	52	0	0	0	2,441	7,952	3,080	39,117
0	195	0	8,097	11,315	0	0	173	0	32	100,442
10,950	195	0	8,149	11,315	0	0	2,614	7,952	3,112	139,559
10,950	195	0	8,149	11,315	0	0	2,614	7,952	3,112	139,559
11,455	0	0	244	23,570	665	0	2,450	6,113	3,233	63,951
0	0	0	26,267	0	0	0	873	6,150	643	136,910
11,455	0	0	26,511	23,570	665	0	3,323	12,263	3,876	200,861
0	0	0	0	0	0	0	0	0	0	915
0	0	0	0	0	0	0	0	0	0	915
11,455	0	0	26,511	23,570	665	0	3,323	12,263	3,876	201,776
13,095	2,295	0	109,133	12,294	4,809	0	11,042	9,258	465	312,930
13,095	2,295	0	109,133	12,294	4,809	0	11,042	9,258	465	312,930

	COURT COSTS	FINES FORFEITURE	INFRACTION JUDGMENTS	VEHICLE LICENSE	USER FEES	OTHER	STATE TOTAL	COUNTY COURT COSTS
<b>DELAWARE</b>								
MUNCIE CITY	68,396	20,487	0	0	0	0	88,883	19,197
YORKTOWN TOWN	140,717	61,914	0	2,677	0	0	205,308	38,378
TOTAL-CITY AND TOWN:	209,113	82,401	0	2,677	0	0	294,191	57,575
COUNTY TOTAL:	369,261	113,828	9,380	2,677	220	0	495,366	208,114
<b>DUBOIS</b>								
CIRCUIT	17,514	388	0	0	0	85	17,987	17,514
SUPERIOR	125,557	17,332	10,297	10,097	0	1,725	165,008	125,557
TOTAL-COURTS OF RECORD:	143,071	17,720	10,297	10,097	0	1,810	182,995	143,071
COUNTY TOTAL:	143,071	17,720	10,297	10,097	0	1,810	182,995	143,071
<b>ELKHART</b>								
CIRCUIT	40,617	205	0	0	0	18,085	58,907	40,621
SUP. I & II, CO.-ELK	147,590	61,360	0	0	1,260	0	210,210	147,590
SUPERIOR 3	18,452	12,597	0	0	0	455	31,504	18,452
COUNTY - GOSHEN	186,062	190,197	38,907	15,401	1,800	2,810	435,177	186,062
TOTAL-COURTS OF RECORD:	392,721	264,359	38,907	15,401	3,060	21,350	735,798	392,725
ELKHART CITY	289,439	204,417	0	0	0	5,035	498,891	77,272
GOSHEN CITY	127,621	70,554	68,227	3,525	0	0	269,927	34,813
NAPPANEE CITY	22,886	24,375	0	0	0	80	47,341	6,261
TOTAL-CITY AND TOWN:	439,946	299,346	68,227	3,525	0	5,115	816,159	118,346
COUNTY TOTAL:	832,667	563,705	107,134	18,926	3,060	26,465	1,551,957	511,071
<b>FAYETTE</b>								
CIRCUIT & SUPERIOR	82,744	86,575	22,335	5,427	0	0	197,081	82,704
TOTAL-COURTS OF RECORD:	82,744	86,575	22,335	5,427	0	0	197,081	82,704
COUNTY TOTAL:	82,744	86,575	22,335	5,427	0	0	197,081	82,704
<b>FLOYD</b>								
ALL COURTS	166,492	26,116	23,828	2,665	0	4,585	223,686	166,586
TOTAL-COURTS OF RECORD:	166,492	26,116	23,828	2,665	0	4,585	223,686	166,586
COUNTY TOTAL:	166,492	26,116	23,828	2,665	0	4,585	223,686	166,586
<b>FOUNTAIN</b>								
CIRCUIT	24,371	7,076	6,332	0	0	0	37,779	42,381
TOTAL-COURTS OF RECORD:	24,371	7,076	6,332	0	0	0	37,779	42,381
ATTICA CITY	95,750	111,438	0	0	0	0	207,188	26,114
TOTAL-CITY AND TOWN:	95,750	111,438	0	0	0	0	207,188	26,114
COUNTY TOTAL:	120,121	118,514	6,332	0	0	0	244,967	68,495
<b>FRANKLIN</b>								
CIRCUIT	61,632	51,689	8,916	1,811	0	0	124,048	110,717
TOTAL-COURTS OF RECORD:	61,632	51,689	8,916	1,811	0	0	124,048	110,717
COUNTY TOTAL:	61,632	51,689	8,916	1,811	0	0	124,048	110,717
<b>FULTON</b>								
CIRCUIT	16,718	2,073	0	0	0	1,870	20,661	16,718
COUNTY	95,799	14,442	48,151	0	0	0	158,392	95,799
TOTAL-COURTS OF RECORD:	112,517	16,515	48,151	0	0	1,870	179,053	112,517
COUNTY TOTAL:	112,517	16,515	48,151	0	0	1,870	179,053	112,517
<b>GIBSON</b>								
CIRCUIT	15,589	0	0	0	0	2,030	17,619	14,654
SUPERIOR	111,568	9,076	25,611	0	0	2,030	148,285	111,588
TOTAL-COURTS OF RECORD:	127,157	9,076	25,611	0	0	4,060	165,904	126,242
COUNTY TOTAL:	127,157	9,076	25,611	0	0	4,060	165,904	126,242
<b>GRANT</b>								
CIRCUIT	29,815	1,175	0	0	0	60	31,050	29,815
SUPERIOR 1	19,475	50	0	0	0	75	19,600	19,475
SUPERIOR 2	13,295	1,000	0	0	0	30	14,325	13,295
COUNTY	81,775	4,791	14,424	0	0	1,082	102,072	81,775

REVENUE FOR COUNTY FUNDS

SUPPORT FEE	BOND FEE	LATE FEE	USER FEE	ADULT PROBATION	JUVENILE PROBATION	GAURDIAN AD LITEM	DOCUMENT FEE	INTERSET INVESTMENT	OTHER	COUNTY TOTAL
0	0	0	0	0	0	0	0	0	0	19,197
0	0	0	0	0	0	0	0	0	0	38,378
0	0	0	0	0	0	0	0	0	0	57,575
13,095	2,295	0	109,133	12,294	4,809	0	11,042	9,258	465	370,505
6,901	488	0	0	650	1,205	0	2,517	0	635	29,910
0	11,172	0	0	17,190	0	0	41	0	0	153,960
6,901	11,660	0	0	17,840	1,205	0	2,558	0	635	183,870
6,901	11,660	0	0	17,840	1,205	0	2,558	0	635	183,870
16,935	150	5,846	0	6,704	0	15,744	0	3,754	75	89,829
19,006	4,200	0	70,026	29,084	0	0	4,750	58,972	1,983	335,611
0	0	500	171	7,938	0	0	1,225	0	2,017	30,303
1,891	0	50,596	17,144	53,760	0	0	262	0	1,746	311,461
37,832	4,350	56,942	87,341	97,486	0	15,744	6,237	62,726	5,821	767,204
0	0	0	0	0	0	0	0	0	0	77,272
0	465	0	0	0	0	0	360	0	0	35,638
0	0	0	0	0	0	0	0	0	0	6,261
0	465	0	0	0	0	0	360	0	0	119,171
37,832	4,815	56,942	87,341	97,486	0	15,744	6,597	62,726	5,821	886,375
10,695	30	0	1,537	14,220	0	100	1,297	1,364	0	111,947
10,695	30	0	1,537	14,220	0	100	1,297	1,364	0	111,947
10,695	30	0	1,537	14,220	0	100	1,297	1,364	0	111,947
100	5,560	0	182,476	0	0	0	0	7,792	2,672	365,186
100	5,560	0	182,476	0	0	0	0	7,792	2,672	365,186
100	5,560	0	182,476	0	0	0	0	7,792	2,672	365,186
2,040	8,124	0	5,722	23,866	0	0	2,932	2,050	0	87,115
2,040	8,124	0	5,722	23,866	0	0	2,932	2,050	0	87,115
0	0	0	0	0	0	0	0	0	0	26,114
0	0	0	0	0	0	0	0	0	0	26,114
2,040	8,124	0	5,722	23,866	0	0	2,932	2,050	0	113,229
2,470	7,529	0	7,405	7,816	0	0	0	7,455	0	143,392
2,470	7,529	0	7,405	7,816	0	0	0	7,455	0	143,392
2,470	7,529	0	7,405	7,816	0	0	0	7,455	0	143,392
5,555	400	5,000	171	31,550	3,645	0	2,296	4,520	6,058	75,913
0	1,281	22,500	26,840	0	0	0	0	0	0	146,420
5,555	1,681	27,500	27,011	31,550	3,645	0	2,296	4,520	6,058	222,333
5,555	1,681	27,500	27,011	31,550	3,645	0	2,296	4,520	6,058	222,333
4,080	100	0	0	2,778	0	0	4,503	11,307	5,716	43,138
100	0	0	10,775	14,023	0	0	334	0	122	136,942
4,180	100	0	10,775	16,801	0	0	4,837	11,307	5,838	180,080
4,180	100	0	10,775	16,801	0	0	4,837	11,307	5,838	180,080
1,925	0	0	9	2,956	0	0	1,183	0	0	35,888
2,300	0	0	121	1,886	0	0	1,183	0	0	24,965
2,620	0	0	21	4,442	9,034	0	158	0	0	29,570
0	27,728	0	6,060	50,642	0	0	0	0	0	166,205

	COURT COSTS	FINES FORFEITURE	INFRACTION JUDGMENTS	VEHICLE LICENSE	USER FEES	OTHER	<u>STATE</u> <u>TOTAL</u>	COUNTY COURT COSTS
<b>GRANT</b>								
TOTAL-COURTS OF RECORD:	144,360	7,016	14,424	0	0	1,247	167,047	144,360
GAS CITY	82,255	65,892	0	0	0	0	148,147	21,996
MARION CITY	72,942	42,057	0	0	0	2,901	117,900	19,893
TOTAL-CITY AND TOWN:	155,197	107,949	0	0	0	2,901	266,047	41,889
COUNTY TOTAL:	299,557	114,965	14,424	0	0	4,148	433,094	186,249
<b>GREENE</b>								
CIRCUIT	13,845	1,523	0	0	0	80	15,448	13,014
SUPERIOR	80,676	32,010	17,100	5,963	1,445	1,100	138,294	75,804
TOTAL-COURTS OF RECORD:	94,521	33,533	17,100	5,963	1,445	1,180	153,742	88,818
COUNTY TOTAL:	94,521	33,533	17,100	5,963	1,445	1,180	153,742	88,818
<b>HAMILTON</b>								
CIRCUIT	24,759	6,524	0	0	0	0	31,283	226,358
SUPERIOR 1	26,167	150	0	0	0	0	26,317	24,597
SUPERIOR 2	12,848	2,600	0	0	0	0	15,448	12,077
SUPERIOR 3	24,800	3,354	0	0	0	0	28,154	23,312
COUNTY	241,291	28,328	149,924	1,851	2,320	5,755	429,469	23,320
TOTAL-COURTS OF RECORD:	329,865	40,956	149,924	1,851	2,320	5,755	530,671	309,664
CARMEL CITY	89,639	0	94,831	497	2,343	0	187,310	24,468
NOBLESVILLE CITY	67,118	25,252	0	0	0	0	92,370	18,314
TOTAL-CITY AND TOWN:	156,757	25,252	94,831	497	2,343	0	279,680	42,782
COUNTY TOTAL:	486,622	66,208	244,755	2,348	4,663	5,755	810,351	352,446
<b>HANCOCK</b>								
ALL COURTS	206,710	20,914	14,583	0	4,990	4,513	251,710	189,983
TOTAL-COURTS OF RECORD:	206,710	20,914	14,583	0	4,990	4,513	251,710	189,983
COUNTY TOTAL:	206,710	20,914	14,583	0	4,990	4,513	251,710	189,983
<b>HARRISON</b>								
CIRCUIT	17,713	0	0	0	0	1,330	19,043	16,650
COUNTY	63,579	4,487	23,581	2,823	380	0	94,850	59,764
TOTAL-COURTS OF RECORD:	81,292	4,487	23,581	2,823	380	1,330	113,893	76,414
COUNTY TOTAL:	81,292	4,487	23,581	2,823	380	1,330	113,893	76,414
<b>HENDRICKS</b>								
ALL COURTS	227,637	52,043	61,361	1,170	0	0	342,211	213,979
TOTAL-COURTS OF RECORD:	227,637	52,043	61,361	1,170	0	0	342,211	213,979
PLAINFIELD TOWN	20,449	18,910	0	0	0	0	39,359	5,097
TOTAL-CITY AND TOWN:	20,449	18,910	0	0	0	0	39,359	5,097
COUNTY TOTAL:	248,086	70,953	61,361	1,170	0	0	381,570	219,076
<b>HENRY</b>								
CIRCUIT	21,051	0	0	0	24	0	21,075	20,419
SUPERIOR	11,990	1,750	0	0	39	0	13,779	11,654
COUNTY	79,314	20,839	10,113	1,440	4,539	4,415	120,660	76,920
TOTAL-COURTS OF RECORD:	112,355	22,589	10,113	1,440	4,602	4,415	155,514	108,993
KNIGHTSTOWN TOWN	88,895	18,133	11,438	14,213	0	0	132,679	24,272
TOTAL-CITY AND TOWN:	88,895	18,133	11,438	14,213	0	0	132,679	24,272
COUNTY TOTAL:	201,250	40,722	21,551	15,653	4,602	4,415	288,193	133,265
<b>HOWARD</b>								
CIRCUIT	20,282	1,610	0	0	0	300	22,192	19,622
SUPERIOR 1	29,500	3,122	0	0	0	5,757	38,379	28,502
SUPERIOR 2	15,863	290	0	0	0	0	16,153	15,929
COUNTY	96,871	49,656	198	0	0	0	146,725	90,795
TOTAL-COURTS OF RECORD:	162,516	54,678	198	0	0	6,057	223,449	154,848
COUNTY TOTAL:	162,516	54,678	198	0	0	6,057	223,449	154,848
<b>HUNTINGTON</b>								
CIRCUIT & SUPERIOR	93,220	111,770	148,890	103,736	0	1,245	458,861	93,220



REVENUE FOR COUNTY FUNDS

SUPPORT FEE	BOND FEE	LATE FEE	USER FEE	ADULT PROBATION	JUVENILE PROBATION	GAURDIAN AD LITEM	DOCUMENT FEE	INTERSET INVESTMENT	OTHER	COUNTY TOTAL
6,845	27,728	0	6,211	59,926	9,034	0	2,524	0	0	256,628
0	0	0	0	0	0	0	0	0	0	21,996
0	0	0	0	0	0	0	0	0	0	19,893
0	0	0	0	0	0	0	0	0	0	41,889
6,845	27,728	0	6,211	59,926	9,034	0	2,524	0	0	298,517
2,490	750	0	117	533	1,165	0	1,498	1,845	3,930	25,342
190	5,855	0	21,650	10,635	0	0	455	0	1,839	116,428
2,680	6,605	0	21,767	11,168	1,165	0	1,953	1,845	5,769	141,770
2,680	6,605	0	21,767	11,168	1,165	0	1,953	1,845	5,769	141,770
7,280	296	0	8,026	10,044	16,600	0	5,866	67,026	7,830	349,326
4,820	275	0	72	5,535	0	0	3,598	0	94	38,991
5,120	225	0	78	6,227	0	0	2,381	0	86	26,794
350	400	0	288	10,564	0	0	626	0	50	35,690
0	4,623	35,680	146,890	189,423	0	0	583	0	287	400,806
17,570	5,819	35,680	155,354	222,493	16,600	0	13,054	67,026	8,347	851,607
0	0	0	0	0	0	0	0	0	4,290	28,758
0	0	0	6,648	0	0	0	0	0	0	24,962
0	0	0	6,648	0	0	0	0	0	4,290	53,720
17,570	5,819	35,680	162,002	222,493	16,600	0	13,054	67,026	12,637	905,327
12,898	0	0	155,450	0	0	0	11,634	8,759	16,644	395,368
12,898	0	0	155,450	0	0	0	11,634	8,759	16,644	395,368
12,898	0	0	155,450	0	0	0	11,634	8,759	16,644	395,368
5,200	3,500	0	403	0	0	0	0	6,109	2,857	34,719
0	50	0	118,455	5,829	0	0	0	0	2,022	186,120
5,200	3,550	0	118,858	5,829	0	0	0	6,109	4,879	220,839
5,200	3,550	0	118,858	5,829	0	0	0	6,109	4,879	220,839
3,530	2,120	1,000	39,494	0	0	0	0	11,604	13,504	285,231
3,530	2,120	1,000	39,494	0	0	0	0	11,604	13,504	285,231
0	0	0	0	0	0	0	0	0	36	5,133
0	0	0	0	0	0	0	0	0	36	5,133
3,530	2,120	1,000	39,494	0	0	0	0	11,604	13,540	290,364
13,543	0	0	0	26,928	7,368	0	5,196	5,153	2,650	81,257
16,853	0	1,600	150	0	0	0	3,120	5,153	1,272	39,802
0	0	800	9,139	0	0	0	61	0	1,176	88,096
30,396	0	2,400	9,289	26,928	7,368	0	8,377	10,306	5,098	209,155
0	0	0	0	0	0	0	0	0	20	24,292
0	0	0	0	0	0	0	0	0	20	24,292
30,396	0	2,400	9,289	26,928	7,368	0	8,377	10,306	5,118	233,447
28,477	1,953	0	18,210	44,017	20,405	849	4,737	48,560	4,862	191,692
29,952	1,885	0	0	0	0	0	2,395	0	0	62,734
29,145	190	0	1,341	0	0	0	2,308	0	102	49,015
0	14,545	0	218,128	18,637	0	0	446	0	0	342,551
87,574	18,573	0	237,679	62,654	20,405	849	9,886	48,560	4,964	645,992
87,574	18,573	0	237,679	62,654	20,405	849	9,886	48,560	4,964	645,992
7,893	8,655	0	17,421	15,730	4,096	0	2,149	2,827	4,362	156,353

	COURT COSTS	FINES FORFEITURE	INFRACTION JUDGMENTS	VEHICLE LICENSE	USER FEES	OTHER	<u>STATE</u> <u>TOTAL</u>	COUNTY COURT COSTS
<b>HUNTINGTON</b>								
TOTAL-COURTS OF RECORD:	93,220	111,770	148,890	103,736	0	1,245	458,861	93,220
ROANOKE TOWN	107,993	156,820	0	87,068	0	0	351,881	29,453
TOTAL-CITY AND TOWN:	107,993	156,820	0	87,068	0	0	351,881	29,453
COUNTY TOTAL:	201,213	268,590	148,890	190,804	0	1,245	810,742	122,673
<b>JACKSON</b>								
CIRCUIT	31,374	19,971	0	0	0	1,250	52,595	31,374
SUPERIOR	252,325	15,454	204,732	145,583	60	3,180	621,334	252,325
TOTAL-COURTS OF RECORD:	283,699	35,425	204,732	145,583	60	4,430	673,929	283,699
COUNTY TOTAL:	283,699	35,425	204,732	145,583	60	4,430	673,929	283,699
<b>JASPER</b>								
CIRCUIT	9,125	1,670	0	0	0	100	10,895	14,989
SUPERIOR	97,722	24,844	32,292	400	1,210	2,670	159,138	91,859
TOTAL-COURTS OF RECORD:	106,847	26,514	32,292	400	1,210	2,770	170,033	106,848
DEMOTTE TOWN	4,043	0	705	0	0	0	4,748	1,073
WHEATFIELD TOWN	33	0	0	0	0	0	33	9
TOTAL-CITY AND TOWN:	4,076	0	705	0	0	0	4,781	1,082
COUNTY TOTAL:	110,923	26,514	32,997	400	1,210	2,770	174,814	107,930
<b>JAY</b>								
CIRCUIT	8,271	829	0	0	0	0	9,100	7,775
SUPERIOR	20,087	20,524	97	0	740	0	41,448	18,882
TOTAL-COURTS OF RECORD:	28,358	21,353	97	0	740	0	50,548	26,657
DUNKIRK CITY	6,886	4,042	0	0	0	0	10,928	1,885
PORTLAND CITY	36,861	2,250	18,562	3,314	0	0	60,987	11,554
TOTAL-CITY AND TOWN:	43,747	6,292	18,562	3,314	0	0	71,915	13,439
COUNTY TOTAL:	72,105	27,645	18,659	3,314	740	0	122,463	40,096
<b>JEFFERSON</b>								
CIRCUIT & COUNTY	86,184	88,637	3,388	608	0	685	179,502	81,013
TOTAL-COURTS OF RECORD:	86,184	88,637	3,388	608	0	685	179,502	81,013
COUNTY TOTAL:	86,184	88,637	3,388	608	0	685	179,502	81,013
<b>JENNINGS</b>								
CIRCUIT	23,614	9,173	0	0	0	0	32,787	23,614
TOTAL-COURTS OF RECORD:	23,614	9,173	0	0	0	0	32,787	23,614
NORTH VERNON CITY	30,531	16,577	0	2,734	0	0	49,842	8,614
TOTAL-CITY AND TOWN:	30,531	16,577	0	2,734	0	0	49,842	8,614
COUNTY TOTAL:	54,145	25,750	0	2,734	0	0	82,629	32,228
<b>JOHNSON</b>								
ALL COURTS	118,055	66,722	0	0	0	0	184,777	114,672
TOTAL-COURTS OF RECORD:	118,055	66,722	0	0	0	0	184,777	114,672
FRANKLIN CITY	135,977	113,383	0	0	0	2,430	251,790	37,085
GREENWOOD CITY	78,385	38,971	0	0	120	1,070	118,546	21,378
NEW WHITELAND TOWN	91,953	69,963	0	0	0	595	162,511	25,601
TOTAL-CITY AND TOWN:	306,315	222,317	0	0	120	4,095	532,847	84,064
COUNTY TOTAL:	424,370	289,039	0	0	120	4,095	717,624	198,736
<b>KNOX</b>								
ALL COURTS	159,973	25,665	135	0	0	0	185,773	159,973
TOTAL-COURTS OF RECORD:	159,973	25,665	135	0	0	0	185,773	159,973
BICKNELL CITY	11,959	596	4,513	0	0	1,339	18,407	3,156
TOTAL-CITY AND TOWN:	11,959	596	4,513	0	0	1,339	18,407	3,156
COUNTY TOTAL:	171,932	26,261	4,648	0	0	1,339	204,180	163,129
<b>KOSCIUSKO</b>								
CIRCUIT	30,610	4,115	0	0	0	345	35,070	28,773
SUPERIOR	20,975	13,612	0	0	0	580	35,167	19,646
COUNTY	193,616	145,586	63,851	0	2,220	15,540	420,813	181,999

REVENUE FOR COUNTY FUNDS

SUPPORT FEE	BOND FEE	LATE FEE	USER FEE	ADULT PROBATION	JUVENILE PROBATION	GAURDIAN AD LITEM	DOCUMENT FEE	INTERSET INVESTMENT	OTHER	COUNTY TOTAL
7,893	8,655	0	17,421	15,730	4,096	0	2,149	2,827	4,362	156,353
0	0	0	0	0	0	0	0	0	0	29,453
0	0	0	0	0	0	0	0	0	0	29,453
7,893	8,655	0	17,421	15,730	4,096	0	2,149	2,827	4,362	185,806
5,980	0	0	675	36,671	1,145	0	1,023	2,446	5,933	85,247
0	0	0	112,144	0	0	0	1,640	0	0	366,109
5,980	0	0	112,819	36,671	1,145	0	2,663	2,446	5,933	451,356
5,980	0	0	112,819	36,671	1,145	0	2,663	2,446	5,933	451,356
5,000	0	0	2,612	0	0	0	1,395	12,090	4,662	40,748
0	2,550	11,200	67,348	19,085	0	0	1,433	0	2,444	195,919
5,000	2,550	11,200	69,960	19,085	0	0	2,828	12,090	7,106	236,667
0	0	0	0	0	0	0	0	0	0	1,073
0	0	0	0	0	0	0	0	0	0	9
0	0	0	0	0	0	0	0	0	0	1,082
5,000	2,550	11,200	69,960	19,085	0	0	2,828	12,090	7,106	237,749
8,310	0	0	30	0	490	0	999	0	1,380	18,984
0	0	0	1,467	14,123	0	0	229	0	0	34,701
8,310	0	0	1,497	14,123	490	0	1,228	0	1,380	53,685
0	0	0	0	0	0	0	0	0	0	1,885
0	0	0	0	0	0	0	0	0	0	11,554
0	0	0	0	0	0	0	0	0	0	13,439
8,310	0	0	1,497	14,123	490	0	1,228	0	1,380	67,124
2,120	0	0	4,917	3,984	25	0	0	2,632	1,514	96,205
2,120	0	0	4,917	3,984	25	0	0	2,632	1,514	96,205
2,120	0	0	4,917	3,984	25	0	0	2,632	1,514	96,205
2,752	3,483	0	11,360	11,830	375	0	745	404	2,257	56,820
2,752	3,483	0	11,360	11,830	375	0	745	404	2,257	56,820
0	0	0	19,427	0	0	0	0	0	0	28,041
0	0	0	19,427	0	0	0	0	0	0	28,041
2,752	3,483	0	30,787	11,830	375	0	745	404	2,257	84,861
17,470	25	1,600	124,397	0	0	0	11,359	16,239	5,078	290,840
17,470	25	1,600	124,397	0	0	0	11,359	16,239	5,078	290,840
0	0	0	265	0	0	0	0	0	0	37,350
0	0	0	0	0	0	0	0	0	0	21,378
0	0	0	0	0	0	0	0	0	1,225	26,826
0	0	0	265	0	0	0	0	0	1,225	85,554
17,470	25	1,600	124,662	0	0	0	11,359	16,239	6,303	376,394
3,390	96	0	112,751	9,217	6,113	0	1,098	13,677	3,661	309,976
3,390	96	0	112,751	9,217	6,113	0	1,098	13,677	3,661	309,976
0	0	0	0	0	0	0	0	0	0	3,156
0	0	0	0	0	0	0	0	0	0	3,156
3,390	96	0	112,751	9,217	6,113	0	1,098	13,677	3,661	313,132
16,421	200	5,600	66	2,683	0	0	7,977	24,528	11,997	98,245
11,140	390	0	385	6,687	3,858	0	1,904	0	14	44,024
0	0	2,540	16,677	5,646	0	0	294	0	260	207,416

	COURT COSTS	FINES FORFEITURE	INFRACTION JUDGMENTS	VEHICLE LICENSE	USER FEES	OTHER	STATE TOTAL	COUNTY COURT COSTS
<b>KOSCIUSKO</b>								
TOTAL-COURTS OF RECORD:	245,201	163,313	63,851	0	2,220	16,465	491,050	230,418
COUNTY TOTAL:	245,201	163,313	63,851	0	2,220	16,465	491,050	230,418
<b>LAGRANGE</b>								
CIRCUIT	14,429	12,417	0	0	0	0	26,846	14,429
SUPERIOR	128,924	106,660	83,925	0	0	0	319,509	128,924
TOTAL-COURTS OF RECORD:	143,353	119,077	83,925	0	0	0	346,355	143,353
COUNTY TOTAL:	143,353	119,077	83,925	0	0	0	346,355	143,353
<b>LAKE</b>								
CIR, SUP. 7, 8 & 9	1,114,075	27,233	362,325	72,829	6,249	20,295	1,603,006	1,047,231
SUPERIOR, CIV 1 & 5	62,807	0	0	0	0	5	62,812	59,038
SUPERIOR, CIV. 2	54,558	0	0	0	0	500	55,058	51,285
SUP. CIV. 3, 4 & JUV	130,922	0	0	0	0	235	131,157	123,066
SUP CRIM 1, 2, 3 & 4	14,433	85,863	0	0	0	2,280	102,576	13,567
TOTAL-COURTS OF RECORD:	1,376,795	113,096	362,325	72,829	6,249	23,315	1,954,609	1,294,187
CROWN POINT CITY	40,652	14,829	0	0	0	0	55,481	11,117
EAST CHICAGO CITY	61,884	6,016	0	0	0	0	67,900	16,877
GARY CITY	166,163	49,165	0	0	0	0	215,328	32,837
HAMMOND CITY	162,158	50,337	0	0	0	0	212,495	50,038
HOBART CITY	59,374	18,514	0	0	0	750	78,638	15,186
LAKE STATION CITY	40,988	24,857	0	0	0	0	65,845	11,173
WHITING CITY	6,127	5,501	0	0	0	0	11,628	1,673
TOTAL-CITY AND TOWN:	537,346	169,219	0	0	0	750	707,315	138,901
COUNTY TOTAL:	1,914,141	282,315	362,325	72,829	6,249	24,065	2,661,924	1,433,088
<b>LAPORTE</b>								
CIRCUIT	30,688	0	0	0	0	0	30,688	28,847
SUPERIOR 1	29,022	4,150	0	0	0	95	33,267	27,281
SUPERIOR 2	9,135	600	0	0	0	35	9,770	8,587
SUPERIOR 3	220,402	116,708	100,335	0	0	0	437,445	220,402
SUPERIOR 4	225,891	71,606	146,739	15,764	1,480	3,630	465,110	215,493
TOTAL-COURTS OF RECORD:	515,138	193,064	247,074	15,764	1,480	3,760	976,280	500,610
COUNTY TOTAL:	515,138	193,064	247,074	15,764	1,480	3,760	976,280	500,610
<b>LAWRENCE</b>								
CIRCUIT	22,068	2,093	0	0	0	0	24,161	21,406
SUPERIOR	9,450	897	0	0	0	0	10,347	9,167
COUNTY	122,125	16,579	2,639	12,115	0	100	153,558	122,177
TOTAL-COURTS OF RECORD:	153,643	19,569	2,639	12,115	0	100	188,066	152,750
COUNTY TOTAL:	153,643	19,569	2,639	12,115	0	100	188,066	152,750
<b>MADISON</b>								
ALL COURTS	175,521	19,737	0	0	0	0	195,258	164,990
TOTAL-COURTS OF RECORD:	175,521	19,737	0	0	0	0	195,258	164,990
ALEXANDRIA CITY	41,102	39,800	0	0	0	600	81,502	11,210
ANDERSON CITY	248,208	92,483	0	0	1,820	0	342,511	67,693
ELWOOD CITY	83,680	73,377	0	641	0	975	158,673	22,806
EDGEWOOD TOWN	86,401	79,257	0	0	0	510	166,168	23,560
TOTAL-CITY AND TOWN:	459,391	284,917	0	641	1,820	2,085	748,854	125,269
COUNTY TOTAL:	634,912	304,654	0	641	1,820	2,085	944,112	290,259
<b>MARION</b>								
CIR, SUP, PROB & JUV	808,049	36,850	1,602	0	0	795	847,296	759,566
MUNICIPAL	2,480,974	750,622	804,608	15,487	43,026	0	4,094,717	2,332,115
TOTAL-COURTS OF RECORD:	3,289,023	787,472	806,210	15,487	43,026	795	4,942,013	3,091,681
COUNTY TOTAL:	3,289,023	787,472	806,210	15,487	43,026	795	4,942,013	3,091,681
<b>MARSHALL</b>								
ALL COURTS	276,707	104,113	122,295	1,000	0	22	504,137	276,707

REVENUE FOR COUNTY FUNDS

243

SUPPORT FEE	BOND FEE	LATE FEE	USER FEE	ADULT PROBATION	JUVENILE PROBATION	GAURDIAN AD LITEM	DOCUMENT FEE	INTERSET INVESTMENT	OTHER	COUNTY TOTAL
27,561	590	8,140	17,128	15,016	3,858	0	10,175	24,528	12,271	349,685
27,561	590	8,140	17,128	15,016	3,858	0	10,175	24,528	12,271	349,685
6,910	0	0	0	6,575	5,275	0	3,234	8,415	0	44,838
290	0	0	11,602	15,340	0	0	497	0	0	156,653
7,200	0	0	11,602	21,915	5,275	0	3,731	8,415	0	201,491
7,200	0	0	11,602	21,915	5,275	0	3,731	8,415	0	201,491
62,082	1,280	0	0	443,590	0	0	78,723	215,155	4,261	1,852,322
0	0	0	0	0	0	0	0	14,950	6,214	80,202
0	0	0	0	0	0	0	0	27,557	6,657	85,499
0	0	0	0	0	10,726	0	0	42,902	9,965	186,659
0	22,690	421	851	44,946	0	0	0	76,601	16,881	175,957
62,082	23,970	421	851	488,536	10,726	0	78,723	377,165	43,978	2,380,639
0	175	0	0	0	0	0	0	0	0	11,292
0	0	0	0	0	0	0	0	0	0	16,877
0	0	0	0	0	0	0	12,506	0	0	45,343
0	0	0	0	0	0	0	860	0	0	50,898
0	0	0	0	0	0	0	17	0	0	15,203
0	0	0	0	0	0	0	0	0	0	11,173
0	0	0	0	0	0	0	0	0	0	1,673
0	175	0	0	0	0	0	13,383	0	0	152,459
62,082	24,145	421	851	488,536	10,726	0	92,106	377,165	43,978	2,533,098
13,650	1,700	0	0	1,095	4,995	0	3,043	30,709	0	84,039
5,955	0	0	819	1,207	0	0	1,806	0	0	37,068
4,853	0	0	33	430	0	0	75	0	0	13,978
0	0	5,120	17,404	4,055	0	0	0	0	0	246,981
0	0	1,800	22,404	54,325	0	0	78	0	0	294,100
24,458	1,700	6,920	40,660	61,112	4,995	0	5,002	30,709	0	676,166
24,458	1,700	6,920	40,660	61,112	4,995	0	5,002	30,709	0	676,166
5,880	0	0	12,615	16,440	0	0	3,332	0	0	59,673
3,920	850	0	0	8,411	0	0	0	2,221	0	24,569
0	1,133	0	52,491	0	0	0	0	0	0	175,801
9,800	1,983	0	65,106	24,851	0	0	3,332	2,221	0	260,043
9,800	1,983	0	65,106	24,851	0	0	3,332	2,221	0	260,043
94,499	1,150	0	1,445	144,906	11,890	0	8,942	11,837	0	439,659
94,499	1,150	0	1,445	144,906	11,890	0	8,942	11,837	0	439,659
0	0	0	0	0	0	0	0	0	0	11,210
0	0	0	0	0	0	0	0	0	0	67,693
0	0	0	0	14,771	0	0	0	0	0	37,577
0	0	0	0	0	0	0	0	0	0	23,560
0	0	0	0	14,771	0	0	0	0	0	140,040
94,499	1,150	0	1,445	159,677	11,890	0	8,942	11,837	0	579,699
104,617	1,560	443,060	24,736	267,882	59,363	0	251,799	600,364	30,810	2,543,757
0	32,899	0	973,387	457,572	0	0	7	0	1,408,370	5,204,350
104,617	34,459	443,060	998,123	725,454	59,363	0	251,806	600,364	1,439,100	7,748,107
104,617	34,459	443,060	998,123	725,454	59,363	0	251,806	600,364	1,439,100	7,748,107
10,110	0	19,200	23,151	20,971	0	1,621	2,616	38,622	0	392,998

## REVENUE FOR STATE FUNDS

244

	COURT COSTS	FINES FORFEITURE	INFRACTION JUDGMENTS	VEHICLE LICENSE	USER FEES	OTHER	STATE TOTAL	COUNTY COURT COSTS
<b>MARSHALL</b>								
TOTAL-COURTS OF RECORD:	276,707	104,113	122,295	1,000	0	22	504,137	276,707
COUNTY TOTAL:	276,707	104,113	122,295	1,000	0	22	504,137	276,707
<b>MARTIN</b>								
CIRCUIT	31,843	5,542	11,954	10,727	1,275	500	61,841	29,932
TOTAL-COURTS OF RECORD:	31,843	5,542	11,954	10,727	1,275	500	61,841	29,932
COUNTY TOTAL:	31,843	5,542	11,954	10,727	1,275	500	61,841	29,932
<b>MIAMI</b>								
CIRCUIT	23,303	6,071	17	0	0	3,610	33,001	23,303
SUPERIOR	50,888	15,222	14,119	0	0	0	80,229	50,888
TOTAL-COURTS OF RECORD:	74,191	21,293	14,136	0	0	3,610	113,230	74,191
PERU CITY	12,230	12,717	0	0	0	0	24,947	3,335
BUNKER HILL TOWN	84,898	70,859	0	0	0	398	156,155	23,168
TOTAL-CITY AND TOWN:	97,128	83,576	0	0	0	398	181,102	26,503
COUNTY TOTAL:	171,319	104,869	14,136	0	0	4,008	294,332	100,694
<b>MONROE</b>								
ALL COURTS	434,394	80,125	121,608	22,502	0	0	658,629	421,362
TOTAL-COURTS OF RECORD:	434,394	80,125	121,608	22,502	0	0	658,629	421,362
COUNTY TOTAL:	434,394	80,125	121,608	22,502	0	0	658,629	421,362
<b>MONTGOMERY</b>								
CIRCUIT	25,687	5,530	472	0	0	370	32,059	25,728
COUNTY	85,280	55,923	65,510	695	1,900	5,673	214,981	85,289
TOTAL-COURTS OF RECORD:	110,967	61,453	65,982	695	1,900	6,043	247,040	111,017
CRAWFORDSVILLE CITY	58,850	0	0	0	0	0	58,850	3,840
TOTAL-CITY AND TOWN:	58,850	0	0	0	0	0	58,850	3,840
COUNTY TOTAL:	169,817	61,453	65,982	695	1,900	6,043	305,890	114,857
<b>MORGAN</b>								
ALL COURTS	97,075	164,356	0	0	0	0	261,431	97,075
TOTAL-COURTS OF RECORD:	97,075	164,356	0	0	0	0	261,431	97,075
MARTINSVILLE CITY	66,115	9,168	0	0	0	0	75,283	20,156
MOORESVILLE TOWN	159,315	109,182	0	0	0	1,000	269,497	43,449
TOTAL-CITY AND TOWN:	225,430	118,350	0	0	0	1,000	344,780	63,605
COUNTY TOTAL:	322,505	282,706	0	0	0	1,000	606,211	160,680
<b>NEWTON</b>								
CIRCUIT	90,501	16,990	33,807	420	0	0	141,718	87,786
TOTAL-COURTS OF RECORD:	90,501	16,990	33,807	420	0	0	141,718	87,786
COUNTY TOTAL:	90,501	16,990	33,807	420	0	0	141,718	87,786
<b>NOBLE</b>								
CIRCUIT	18,182	297	0	0	0	0	18,479	18,112
SUPERIOR	9,580	0	0	0	0	20	9,600	9,580
COUNTY	120,537	151,185	54,433	347	1,320	1,960	329,782	120,537
TOTAL-COURTS OF RECORD:	148,299	151,482	54,433	347	1,320	1,980	357,861	148,229
CROMWELL TOWN	23,271	9,791	0	9,914	0	0	42,976	6,347
TOTAL-CITY AND TOWN:	23,271	9,791	0	9,914	0	0	42,976	6,347
COUNTY TOTAL:	171,570	161,273	54,433	10,261	1,320	1,980	400,837	154,576
<b>OHIO</b>								
CIRCUIT	2,435	0	0	0	0	0	2,435	2,435
SUPERIOR	10,213	6,894	3,109	0	0	0	20,216	10,213
TOTAL-COURTS OF RECORD:	12,648	6,894	3,109	0	0	0	22,651	12,648
COUNTY TOTAL:	12,648	6,894	3,109	0	0	0	22,651	12,648
<b>ORANGE</b>								
CIRCUIT	14,078	342	0	0	160	0	14,580	10,643
COUNTY	43,165	9,527	0	3,850	440	0	56,982	43,165
TOTAL-COURTS OF RECORD:	57,243	9,869	0	3,850	600	0	71,562	53,808
COUNTY TOTAL:	57,243	9,869	0	3,850	600	0	71,562	53,808

REVENUE FOR COUNTY FUNDS

245

SUPPORT FEE	BOND FEE	LATE FEE	USER FEE	ADULT PROBATION	JUVENILE PROBATION	GAURDIAN AD LITEM	DOCUMENT FEE	INTERSET INVESTMENT	OTHER	COUNTY TOTAL
10,110	0	19,200	23,151	20,971	0	1,621	2,616	38,622	0	392,998
10,110	0	19,200	23,151	20,971	0	1,621	2,616	38,622	0	392,998
2,625	4,341	0	6,620	4,870	0	0	948	5,018	20	54,374
2,625	4,341	0	6,620	4,870	0	0	948	5,018	20	54,374
2,625	4,341	0	6,620	4,870	0	0	948	5,018	20	54,374
2,920	4,000	750	13,465	15,245	750	0	2,304	15,266	1,836	79,839
4,038	6,727	0	0	24,540	280	0	0	0	0	86,473
6,958	10,727	750	13,465	39,785	1,030	0	2,304	15,266	1,836	166,312
0	0	0	0	0	0	0	0	0	503	3,838
0	0	0	15,325	0	0	0	0	0	0	38,493
0	0	0	15,325	0	0	0	0	0	503	42,331
6,958	10,727	750	28,790	39,785	1,030	0	2,304	15,266	2,339	208,643
21,941	378	0	400,528	67,125	8,804	0	0	34,310	24,776	979,224
21,941	378	0	400,528	67,125	8,804	0	0	34,310	24,776	979,224
21,941	378	0	400,528	67,125	8,804	0	0	34,310	24,776	979,224
7,440	0	0	0	0	0	0	5,524	10,555	0	49,247
0	0	0	0	0	0	0	218	0	0	85,507
7,440	0	0	0	0	0	0	5,742	10,555	0	134,754
0	0	0	0	0	0	0	0	0	0	3,840
0	0	0	0	0	0	0	0	0	0	3,840
7,440	0	0	0	0	0	0	5,742	10,555	0	138,594
812	0	2,735	45,554	76,950	6,295	0	3,264	9,034	0	241,719
812	0	2,735	45,554	76,950	6,295	0	3,264	9,034	0	241,719
0	0	0	6,840	0	0	0	0	0	0	26,996
0	0	0	0	0	0	0	0	0	0	43,449
0	0	0	6,840	0	0	0	0	0	0	70,445
812	0	2,735	52,394	76,950	6,295	0	3,264	9,034	0	312,164
2,055	6,012	0	15,355	9,644	0	0	71	2,967	5,476	129,366
2,055	6,012	0	15,355	9,644	0	0	71	2,967	5,476	129,366
2,055	6,012	0	15,355	9,644	0	0	71	2,967	5,476	129,366
6,614	0	0	33	835	272	0	0	14,356	4,678	44,900
2,157	0	0	15	504	1,526	0	0	0	2,919	16,701
0	0	0	10,469	104,476	0	0	0	0	15	235,497
8,771	0	0	10,517	105,815	1,798	0	0	14,356	7,612	297,098
0	0	0	0	0	0	0	0	0	0	6,347
0	0	0	0	0	0	0	0	0	0	6,347
8,771	0	0	10,517	105,815	1,798	0	0	14,356	7,612	303,445
1,040	0	0	0	0	0	0	0	0	0	3,475
0	0	0	3,290	3,740	60	0	0	0	0	17,303
1,040	0	0	3,290	3,740	60	0	0	0	0	20,778
1,040	0	0	3,290	3,740	60	0	0	0	0	20,778
3,870	2,305	0	4,002	11,773	620	0	0	10,984	0	44,197
0	795	0	20,163	0	0	0	0	0	0	64,123
3,870	3,100	0	24,165	11,773	620	0	0	10,984	0	108,320
3,870	3,100	0	24,165	11,773	620	0	0	10,984	0	108,320

	COURT COSTS	FINES FORFEITURE	INFRACTION JUDGMENTS	VEHICLE LICENSE	USER FEES	OTHER	STATE TOTAL	COUNTY COURT COSTS
<b>OWEN</b>								
CIRCUIT	73,483	33,970	26,200	4,114	0	0	137,767	76,896
TOTAL-COURTS OF RECORD:	73,483	33,970	26,200	4,114	0	0	137,767	76,896
COUNTY TOTAL:	73,483	33,970	26,200	4,114	0	0	137,767	76,896
<b>PARKE</b>								
CIRCUIT	42,422	1,277	5,905	425	0	0	50,029	37,598
TOTAL-COURTS OF RECORD:	42,422	1,277	5,905	425	0	0	50,029	37,598
COUNTY TOTAL:	42,422	1,277	5,905	425	0	0	50,029	37,598
<b>PERRY</b>								
CIRCUIT	59,502	6,684	20,975	9,404	0	0	96,565	55,932
TOTAL-COURTS OF RECORD:	59,502	6,684	20,975	9,404	0	0	96,565	55,932
TELL CITY-NOT REPORT	0	0	0	0	0	0	0	0
TOTAL-CITY AND TOWN:	0	0	0	0	0	0	0	0
COUNTY TOTAL:	59,502	6,684	20,975	9,404	0	0	96,565	55,932
<b>PIKE</b>								
CIRCUIT	43,312	3,402	12,225	1,600	500	510	61,549	40,850
TOTAL-COURTS OF RECORD:	43,312	3,402	12,225	1,600	500	510	61,549	40,850
COUNTY TOTAL:	43,312	3,402	12,225	1,600	500	510	61,549	40,850
<b>PORTER</b>								
ALL COURTS	601,610	58,144	245,388	27,084	0	4,445	936,671	565,534
TOTAL-COURTS OF RECORD:	601,610	58,144	245,388	27,084	0	4,445	936,671	565,534
CHESTERTON TOWN	56,371	3,483	59,426	25,399	0	20	144,699	16,116
TOTAL-CITY AND TOWN:	56,371	3,483	59,426	25,399	0	20	144,699	16,116
COUNTY TOTAL:	657,981	61,627	304,814	52,483	0	4,465	1,081,370	581,650
<b>POSEY</b>								
CIRCUIT	18,646	13	7	0	0	0	18,666	11,991
COUNTY	69,454	33,972	32,156	1,870	0	0	137,452	69,454
TOTAL-COURTS OF RECORD:	88,100	33,985	32,163	1,870	0	0	156,118	81,445
COUNTY TOTAL:	88,100	33,985	32,163	1,870	0	0	156,118	81,445
<b>PULASKI</b>								
CIRCUIT & COUNTY	50,463	12,421	14,803	0	0	155	77,842	46,749
TOTAL-COURTS OF RECORD:	50,463	12,421	14,803	0	0	155	77,842	46,749
COUNTY TOTAL:	50,463	12,421	14,803	0	0	155	77,842	46,749
<b>PUTNAM</b>								
CIRCUIT	17,381	1,262	0	0	0	35	18,678	17,386
COUNTY	93,957	10,105	55,061	896	1,420	270	161,709	94,034
TOTAL-COURTS OF RECORD:	111,338	11,367	55,061	896	1,420	305	180,387	111,420
COUNTY TOTAL:	111,338	11,367	55,061	896	1,420	305	180,387	111,420
<b>RANDOLPH</b>								
CIRCUIT	14,379	1,560	0	0	0	50	15,989	13,516
SUPERIOR	28,062	38,336	0	0	0	2,745	69,143	28,062
TOTAL-COURTS OF RECORD:	42,441	39,896	0	0	0	2,795	85,132	41,578
WINCHESTER CITY	28,886	20,535	0	8,968	0	0	58,389	7,863
UNION CITY	25,011	3,763	12,935	0	0	0	41,709	7,035
TOTAL-CITY AND TOWN:	53,897	24,298	12,935	8,968	0	0	100,098	14,898
COUNTY TOTAL:	96,338	64,194	12,935	8,968	0	2,795	185,230	56,476
<b>RIPLEY</b>								
CIRCUIT	34,159	41,412	105	0	0	2,510	78,186	34,206
TOTAL-COURTS OF RECORD:	34,159	41,412	105	0	0	2,510	78,186	34,206
BATESVILLE CITY	61,694	28,424	0	1,015	60	0	91,193	16,547
VERSAILLES TOWN	43,911	59,148	0	0	0	261	103,320	12,871
TOTAL-CITY AND TOWN:	105,605	87,572	0	1,015	60	261	194,513	29,418
COUNTY TOTAL:	139,764	128,984	105	1,015	60	2,771	272,699	63,624
<b>RUSH</b>								
CIRCUIT	11,680	2,200	0	0	0	115	13,995	11,680



REVENUE FOR COUNTY FUNDS

SUPPORT FEE	BOND FEE	LATE FEE	USER FEE	ADULT PROBATION	JUVENILE PROBATION	GAUPLIAN AD LITEM	DOCUMENT FEE	INTERSET INVESTMENT	OTHER	COUNTY TOTAL
2,660	1,430	0	23,120	20,322	2,831	0	50	6,195	1,881	135,385
2,660	1,430	0	23,120	20,322	2,831	0	50	6,195	1,881	135,385
2,660	1,430	0	23,120	20,322	2,831	0	50	6,195	1,881	135,385
2,685	0	0	45,067	2,505	6,165	0	4,809	3,895	0	102,724
2,685	0	0	45,067	2,505	6,165	0	4,809	3,895	0	102,724
2,685	0	0	45,067	2,505	6,165	0	4,809	3,895	0	102,724
0	6,395	0	4,509	26,499	0	0	46	0	5,843	99,224
0	6,395	0	4,509	26,499	0	0	46	0	5,843	99,224
0	0	0	0	0	0	0	0	0	0	0
0	0	0	0	0	0	0	0	0	0	0
0	6,395	0	4,509	26,499	0	0	46	0	5,843	99,224
3,470	2,695	0	3,031	0	0	0	3,617	6,343	7,455	67,461
3,470	2,695	0	3,031	0	0	0	3,617	6,343	7,455	67,461
3,470	2,695	0	3,031	0	0	0	3,617	6,343	7,455	67,461
26,911	0	5,000	184,759	131,192	16,579	0	15,892	52,382	3,511	1,001,760
26,911	0	5,000	184,759	131,192	16,579	0	15,892	52,382	3,511	1,001,760
0	0	1,600	0	0	0	0	0	0	325	18,041
0	0	1,600	0	0	0	0	0	0	325	18,041
26,911	0	6,600	184,759	131,192	16,579	0	15,892	52,382	3,836	1,019,801
220	475	0	21	5,127	6,301	0	584	0	0	24,719
0	6,821	0	12,476	33,088	0	0	0	0	0	121,839
220	7,296	0	12,497	38,215	6,301	0	584	0	0	146,558
220	7,296	0	12,497	38,215	6,301	0	584	0	0	146,558
5,887	300	11,429	30,515	0	0	0	2,065	487	3,509	100,941
5,887	300	11,429	30,515	0	0	0	2,065	487	3,509	100,941
5,887	300	11,429	30,515	0	0	0	2,065	487	3,509	100,941
7,740	0	235	60	3,720	1,145	0	0	3,634	5,504	39,424
0	5	0	13,242	9,985	0	0	0	0	2,272	119,538
7,740	5	235	13,302	13,705	1,145	0	0	3,634	7,776	158,962
7,740	5	235	13,302	13,705	1,145	0	0	3,634	7,776	158,962
15,380	0	0	6,589	5,555	2,992	2,637	2,185	0	0	48,854
753	1,200	4,800	0	5,555	0	0	0	0	0	40,370
16,133	1,200	4,800	6,589	11,110	2,992	2,637	2,185	0	0	89,224
0	150	0	0	0	0	0	0	0	951	8,964
0	190	0	0	0	0	0	0	0	0	7,225
0	340	0	0	0	0	0	0	0	951	16,189
16,133	1,540	4,800	6,589	11,110	2,992	2,637	2,185	0	951	105,413
2,141	1,181	13,760	17,950	5,451	0	0	245	6,256	0	81,190
2,141	1,181	13,760	17,950	5,451	0	0	245	6,256	0	81,190
0	0	0	0	0	0	0	0	0	0	16,547
0	0	0	0	0	0	0	0	0	0	12,871
0	0	0	0	0	0	0	0	0	0	29,418
2,141	1,181	13,760	17,950	5,451	0	0	245	6,256	0	110,608
2,220	0	0	158	3,522	5,080	0	2,852	3,746	1,399	30,657

	COURT COSTS	FINES FORFEITURE	INFRACTION JUDGMENTS	VEHICLE LICENSE	USER FEES	OTHER	STATE TOTAL	COUNTY COURT COSTS
<b>RUSH</b>								
COUNTY	52,532	42,641	15,138	6,813	700	1,070	118,894	52,532
TOTAL-COURTS OF RECORD:	64,212	44,841	15,138	6,813	700	1,185	132,889	64,212
COUNTY TOTAL:	64,212	44,841	15,138	6,813	700	1,185	132,889	64,212
<b>ST. JOSEPH</b>								
ALL COURTS	880,275	401,097	0	1,444	3,880	25,470	1,312,166	822,413
TOTAL-COURTS OF RECORD:	880,275	401,097	0	1,444	3,880	25,470	1,312,166	822,413
WALKERTON TOWN	4,805	2,461	0	0	0	30	7,296	1,311
TOTAL-CITY AND TOWN:	4,805	2,461	0	0	0	30	7,296	1,311
COUNTY TOTAL:	885,080	403,558	0	1,444	3,880	25,500	1,319,462	823,724
<b>SCOTT</b>								
CIRCUIT & COUNTY	89,363	67,237	11,528	180	1,500	1,000	170,808	83,104
TOTAL-COURTS OF RECORD:	89,363	67,237	11,528	180	1,500	1,000	170,808	83,104
COUNTY TOTAL:	89,363	67,237	11,528	180	1,500	1,000	170,808	83,104
<b>SHELBY</b>								
ALL COURTS	158,715	55,572	0	4,799	1,740	1,890	222,716	153,954
TOTAL-COURTS OF RECORD:	158,715	55,572	0	4,799	1,740	1,890	222,716	153,954
COUNTY TOTAL:	158,715	55,572	0	4,799	1,740	1,890	222,716	153,954
<b>SPENCER</b>								
CIRCUIT	87,890	5,821	29,684	9,507	0	0	132,902	88,297
TOTAL-COURTS OF RECORD:	87,890	5,821	29,684	9,507	0	0	132,902	88,297
ROCKPORT CITY	3,891	1,029	0	0	0	0	4,920	1,031
TOTAL-CITY AND TOWN:	3,891	1,029	0	0	0	0	4,920	1,031
COUNTY TOTAL:	91,781	6,850	29,684	9,507	0	0	137,822	89,328
<b>STARKE</b>								
CIRCUIT	32,534	5,431	0	0	100	0	38,065	30,830
TOTAL-COURTS OF RECORD:	32,534	5,431	0	0	100	0	38,065	30,830
KNOX CITY-NOT REPORT	0	0	0	0	0	0	0	0
TOTAL-CITY AND TOWN:	0	0	0	0	0	0	0	0
COUNTY TOTAL:	32,534	5,431	0	0	100	0	38,065	30,830
<b>STEBEN</b>								
CIRCUIT	15,001	2,420	0	0	0	0	17,421	14,101
SUPERIOR	64,504	56,075	22,085	550	0	0	143,214	60,633
TOTAL-COURTS OF RECORD:	79,505	58,495	22,085	550	0	0	160,635	74,734
FREMONT TOWN	162,240	148,729	0	0	0	178	311,147	44,084
TOTAL-CITY AND TOWN:	162,240	148,729	0	0	0	178	311,147	44,084
COUNTY TOTAL:	241,745	207,224	22,085	550	0	178	471,782	118,818
<b>SULLIVAN</b>								
CIRCUIT & SUPERIOR	105,029	36,193	20,941	8,310	0	0	170,473	97,868
TOTAL-COURTS OF RECORD:	105,029	36,193	20,941	8,310	0	0	170,473	97,868
COUNTY TOTAL:	105,029	36,193	20,941	8,310	0	0	170,473	97,868
<b>SWITZERLAND</b>								
CIRCUIT	20,392	14,896	4,157	0	0	0	39,445	19,169
TOTAL-COURTS OF RECORD:	20,392	14,896	4,157	0	0	0	39,445	19,169
COUNTY TOTAL:	20,392	14,896	4,157	0	0	0	39,445	19,169
<b>TIPPECANOE</b>								
CIRCUIT	41,172	0	0	0	0	5	41,177	41,227
SUPERIOR 1	12,834	0	0	0	0	75	12,909	12,834
SUPERIOR 2	9,367	0	0	0	0	40	9,407	9,367
SUPERIOR 3	2,880	0	0	0	0	70	2,950	2,880
COUNTY 1	69,835	0	0	0	0	0	69,835	69,835
COUNTY 2	270,139	39,199	116,128	4,952	3,000	5,545	438,963	270,139
TOTAL-COURTS OF RECORD:	406,227	39,199	116,128	4,952	3,000	5,735	575,241	406,282
WEST LAFAYETTE CITY	39,628	25,587	0	0	0	0	65,215	10,808



	COURT COSTS	FINES FORFEITURE	INFRACTION JUDGMENTS	VEHICLE LICENSE	USER FEES	OTHER	STATE TOTAL	COUNTY COURT COSTS
<b>TIPPECANOE</b>								
TOTAL-CITY AND TOWN:	39,628	25,587	0	0	0	0	65,215	10,808
COUNTY TOTAL:	445,855	64,786	116,128	4,952	3,000	5,735	640,456	417,090
<b>TIPTON</b>								
CIRCUIT	17,023	7,809	0	0	0	25	24,857	15,627
TOTAL-COURTS OF RECORD:	17,023	7,809	0	0	0	25	24,857	15,627
TIPTON CITY	57,954	50,279	0	88	0	360	108,681	15,805
SHARPSVILLE TOWN	46,013	35,511	0	0	0	20	81,544	12,549
TOTAL-CITY AND TOWN:	103,967	85,790	0	88	0	380	190,225	28,354
COUNTY TOTAL:	120,990	93,599	0	88	0	405	215,082	43,981
<b>UNION</b>								
CIRCUIT	42,283	25,088	17,421	7,005	0	1,315	93,112	41,015
TOTAL-COURTS OF RECORD:	42,283	25,088	17,421	7,005	0	1,315	93,112	41,015
COUNTY TOTAL:	42,283	25,088	17,421	7,005	0	1,315	93,112	41,015
<b>VANDERBURGH</b>								
ALL COURTS	621,461	137,966	113,963	11,160	420	0	884,970	585,955
TOTAL-COURTS OF RECORD:	621,461	137,966	113,963	11,160	420	0	884,970	585,955
COUNTY TOTAL:	621,461	137,966	113,963	11,160	420	0	884,970	585,955
<b>VERMILION</b>								
CIRCUIT	22,205	10,653	2,093	0	240	0	35,191	20,873
TOTAL-COURTS OF RECORD:	22,205	10,653	2,093	0	240	0	35,191	20,873
CLINTON CITY	70,879	0	10,687	2,960	0	7,356	91,882	17,921
TOTAL-CITY AND TOWN:	70,879	0	10,687	2,960	0	7,356	91,882	17,921
COUNTY TOTAL:	93,084	10,653	12,780	2,960	240	7,356	127,073	38,794
<b>VIGO</b>								
ALL COURTS	174,503	41,210	78	0	0	11,390	227,181	174,503
TOTAL-COURTS OF RECORD:	174,503	41,210	78	0	0	11,390	227,181	174,503
TERRE HAUTE CITY	282,213	93,877	0	15,350	0	0	391,440	76,967
TOTAL-CITY AND TOWN:	282,213	93,877	0	15,350	0	0	391,440	76,967
COUNTY TOTAL:	456,716	135,087	78	15,350	0	11,390	618,621	251,470
<b>WABASH</b>								
CIRCUIT & COUNTY	122,210	27,873	53,507	0	1,140	1,465	206,195	122,210
TOTAL-COURTS OF RECORD:	122,210	27,873	53,507	0	1,140	1,465	206,195	122,210
WABASH CITY	17,105	8,138	0	0	0	0	25,243	4,662
NORTH MANCHESTER TOW	5,925	3,511	0	0	0	0	9,436	1,616
TOTAL-CITY AND TOWN:	23,030	11,649	0	0	0	0	34,679	6,278
COUNTY TOTAL:	145,240	39,522	53,507	0	1,140	1,465	240,874	128,488
<b>WARREN</b>								
CIRCUIT	83,460	14,706	34,862	200	2,467	490	136,185	83,460
TOTAL-COURTS OF RECORD:	83,460	14,706	34,862	200	2,467	490	136,185	83,460
COUNTY TOTAL:	83,460	14,706	34,862	200	2,467	490	136,185	83,460
<b>WARRICK</b>								
CIRCUIT	15,942	1,618	0	0	0	0	17,560	14,985
SUPERIOR	184,285	36,997	35,523	6,444	0	0	263,249	172,974
TOTAL-COURTS OF RECORD:	200,227	38,615	35,523	6,444	0	0	280,809	187,959
COUNTY TOTAL:	200,227	38,615	35,523	6,444	0	0	280,809	187,959
<b>WASHINGTON</b>								
CIRCUIT & SUPERIOR	70,921	62,007	0	200	0	4,870	137,998	70,921
TOTAL-COURTS OF RECORD:	70,921	62,007	0	200	0	4,870	137,998	70,921
COUNTY TOTAL:	70,921	62,007	0	200	0	4,870	137,998	70,921
<b>WAYNE</b>								
CIRCUIT, SUP. 1 & 2	52,355	2,825	0	0	0	895	56,075	49,214
SUPERIOR 3	418,558	132,275	215,076	330,912	3,715	5,765	1,106,301	393,445
TOTAL-COURTS OF RECORD:	470,913	135,100	215,076	330,912	3,715	6,660	1,162,376	442,659

REVENUE FOR COUNTY FUNDS

SUPPORT FEE	BOND FEE	LATE FEE	USER FEE	ADULT PROBATION	JUVENILE PROBATION	GAURDIAN AD LITEM	DOCUMENT FEE	INTERSET INVESTMENT	OTHER	COUNTY TOTAL
0	0	0	0	0	0	0	0	0	0	10,808
32,320	26,635	15,000	27,699	63,479	4,406	0	8,626	0	2,242	597,497
4,620	484	0	362	16,582	2,337	0	983	3,049	0	44,044
4,620	484	0	362	16,582	2,337	0	983	3,049	0	44,044
0	0	0	0	0	0	0	12	0	0	15,817
0	0	0	0	0	0	0	0	0	0	12,549
0	0	0	0	0	0	0	12	0	0	28,366
4,620	484	0	362	16,582	2,337	0	995	3,049	0	72,410
1,740	0	0	6,311	1,648	1,065	0	0	4,368	0	56,147
1,740	0	0	6,311	1,648	1,065	0	0	4,368	0	56,147
1,740	0	0	6,311	1,648	1,065	0	0	4,368	0	56,147
23,710	77,083	0	57,977	242,950	9,486	0	23,963	202,977	43,251	1,267,352
23,710	77,083	0	57,977	242,950	9,486	0	23,963	202,977	43,251	1,267,352
23,710	77,083	0	57,977	242,950	9,486	0	23,963	202,977	43,251	1,267,352
335	213	0	39,053	13,138	792	0	1,033	0	1,175	76,612
335	213	0	39,053	13,138	792	0	1,033	0	1,175	76,612
0	0	0	0	0	0	0	0	0	0	17,921
0	0	0	0	0	0	0	0	0	0	17,921
335	213	0	39,053	13,138	792	0	1,033	0	1,175	94,533
11,855	20,675	0	157,327	22,106	2,131	0	9,185	0	4,695	402,477
11,855	20,675	0	157,327	22,106	2,131	0	9,185	0	4,695	402,477
0	0	0	0	0	0	0	0	0	0	76,967
0	0	0	0	0	0	0	0	0	0	76,967
11,855	20,675	0	157,327	22,106	2,131	0	9,185	0	4,695	479,444
11,260	0	32,200	20,812	0	0	0	10,486	10,554	0	207,522
11,260	0	32,200	20,812	0	0	0	10,486	10,554	0	207,522
0	0	0	561	0	0	0	0	0	0	5,223
0	0	0	0	0	0	0	0	0	0	1,616
0	0	0	561	0	0	0	0	0	0	6,839
11,260	0	32,200	21,373	0	0	0	10,486	10,554	0	214,361
1,990	2,240	0	25,651	0	0	0	650	4,145	3,204	121,340
1,990	2,240	0	25,651	0	0	0	650	4,145	3,204	121,340
1,990	2,240	0	25,651	0	0	0	650	4,145	3,204	121,340
1,920	0	400	378	4,129	500	0	1,223	6,841	0	30,376
565	50	0	94,153	5,645	0	0	470	0	0	273,857
2,485	50	400	94,531	9,774	500	0	1,693	6,841	0	304,233
2,485	50	400	94,531	9,774	500	0	1,693	6,841	0	304,233
3,640	6,647	0	36,488	16,796	1,817	0	586	9,955	5,309	152,159
3,640	6,647	0	36,488	16,796	1,817	0	586	9,955	5,309	152,159
3,640	6,647	0	36,488	16,796	1,817	0	586	9,955	5,309	152,159
6,570	3,908	0	360	34,502	1,315	0	11,537	17,049	377	124,832
0	5,235	0	50,718	0	0	0	1,833	0	0	451,231
6,570	9,143	0	51,078	34,502	1,315	0	13,370	17,049	377	576,063

## REVENUE FOR STATE FUNDS

252

	COURT COSTS	FINES FORFEITURE	INFRACTION JUDGMENTS	VEHICLE LICENSE	USER FEES	OTHER	STATE TOTAL	COUNTY COURT COSTS
<b>WAYNE</b>								
HAGERSTOWN TOWN	5,364	2,473	0	0	0	0	7,837	1,463
TOTAL-CITY AND TOWN:	5,364	2,473	0	0	0	0	7,837	1,463
COUNTY TOTAL:	476,277	137,573	215,076	330,912	3,715	6,660	1,170,213	444,122
<b>WELLS</b>								
CIRCUIT	11,448	400	0	0	0	25	11,873	10,761
SUPERIOR	43,442	34,176	19,060	3,867	0	710	101,255	40,835
TOTAL-COURTS OF RECORD:	54,890	34,576	19,060	3,867	0	735	113,128	51,596
BLUFFTON CITY	28,664	29,045	0	0	0	5	57,714	7,815
TOTAL-CITY AND TOWN:	28,664	29,045	0	0	0	5	57,714	7,815
COUNTY TOTAL:	83,554	63,621	19,060	3,867	0	740	170,842	59,411
<b>WHITE</b>								
CIRCUIT	19,194	1	0	0	0	0	19,195	18,043
SUPERIOR	86,442	37,553	30,433	0	1,551	2,290	158,269	81,255
TOTAL-COURTS OF RECORD:	105,636	37,554	30,433	0	1,551	2,290	177,464	99,298
MONON-NOT REPORTING	0	0	0	0	0	0	0	0
TOTAL-CITY AND TOWN:	0	0	0	0	0	0	0	0
COUNTY TOTAL:	105,636	37,554	30,433	0	1,551	2,290	177,464	99,298
<b>WHITLEY</b>								
CIRCUIT	19,541	1,385	0	0	0	0	20,926	18,369
SUPERIOR	131,923	111,855	85,144	25	2,045	1,285	332,277	124,008
TOTAL-COURTS OF RECORD:	151,464	113,240	85,144	25	2,045	1,285	353,203	142,377
COUNTY TOTAL:	151,464	113,240	85,144	25	2,045	1,285	353,203	142,377

REVENUE FOR COUNTY FUNDS

253

SUPPORT FEE	BOND FEE	LATE FEE	USER FEE	ADULT PROBATION	JUVENILE PROBATION	GAURDIAN AD LITEM	DOCUMENT FEE	INTERSET INVESTMENT	OTHER	COUNTY TOTAL
0	0	0	0	0	0	0	0	0	0	1,463
0	0	0	0	0	0	0	0	0	0	1,463
6,570	9,143	0	51,078	34,502	1,315	0	13,370	17,049	377	577,526
9,260	0	0	12	28,629	1,620	0	3,639	1,591	1,646	57,158
1,340	4,522	0	5,715	0	0	0	45	0	0	52,457
10,600	4,522	0	5,727	28,629	1,620	0	3,684	1,591	1,646	109,615
0	0	0	0	0	0	0	0	0	0	7,815
0	0	0	0	0	0	0	0	0	0	7,815
10,600	4,522	0	5,727	28,629	1,620	0	3,684	1,591	1,646	117,430
5,949	0	0	0	0	2,435	0	570	3,985	2,485	33,467
0	0	0	39,140	32,685	0	0	517	496	0	154,093
5,949	0	0	39,140	32,685	2,435	0	1,087	4,481	2,485	187,560
0	0	0	0	0	0	0	0	0	0	0
0	0	0	0	0	0	0	0	0	0	0
5,949	0	0	39,140	32,685	2,435	0	1,087	4,481	2,485	187,560
7,140	15	0	5,234	0	8,350	0	3,815	11,986	0	54,909
530	0	0	32,752	17,297	0	0	178	0	1,515	176,280
7,670	15	0	37,986	17,297	8,350	0	3,993	11,986	1,515	231,189
7,670	15	0	37,986	17,297	8,350	0	3,993	11,986	1,515	231,189

REVENUE FOR STATE FUNDS

254

	COURT COSTS	FINES FORFEITURE	INFRACTION JUDGMENTS	VEHICLE LICENSE	USER FEES	OTHER	<u>STATE</u> <u>TOTAL</u>	COUNTY COURT COSTS
GRAND TOTAL-COURT OF RECORD:	18,814,217	5,465,108	4,857,659	962,521	109,895	220,017	30,429,417	18,055,724
GRAND TOTAL-CITY AND TOWN:	4,475,773	2,387,186	366,902	340,428	15,757	31,862	7,617,908	1,197,844
GRAND TOTAL:	23,289,990	7,852,294	5,224,561	1,302,949	125,652	251,879	38,047,325	19,253,568



## REVENUE FOR COUNTY FUNDS

255

SUPPORT	BOND	LATE	USER	ADULT	JUVENILE	GAURDIAN	DOCUMENT	INTERSET		COUNTY
FEE	FEE	FEE	FEE	PROBATION	PROBATION	AD LITEM	FEE	INVESTMENT	OTHER	TOTAL
1,185,916	576,603	744,029	5,558,241	3,972,825	406,707	20,951	705,511	2,169,830	1,864,402	35,260,739
0	1,010	1,600	62,541	14,771	0	0	13,776	0	8,367	1,299,909
1,185,916	577,613	745,629	5,620,782	3,987,596	406,707	20,951	719,287	2,169,830	1,872,769	36,560,648

	COURT COSTS	LOCAL INFRACTION JUDGMENTS	BOND FEE	LATE SURRENDER FEE	USER FEES	ADULT PROBATION	DOCUMENT FEES
<b>ADAMS</b>							
CIRCUIT	549	0	0	0	0	0	0
SUPERIOR	4,822	281	0	0	0	0	0
TOTAL-COURTS OF RECORD:	5,371	281	0	0	0	0	0
COUNTY TOTAL:	5,371	281	0	0	0	0	0
<b>ALLEN</b>							
CIRCUIT & SUPERIOR	71,530	68,724	0	0	0	0	0
TOTAL-COURTS OF RECORD:	71,530	68,724	0	0	0	0	0
COUNTY TOTAL:	71,530	68,724	0	0	0	0	0
<b>BARTHOLOMEW</b>							
CIRCUIT	1,394	0	0	0	0	0	0
SUPERIOR 1	1,040	0	0	0	0	0	0
SUPERIOR 2	15,297	1,672	0	0	0	0	0
TOTAL-COURTS OF RECORD:	17,731	1,672	0	0	0	0	0
COUNTY TOTAL:	17,731	1,672	0	0	0	0	0
<b>BENTON</b>							
CIRCUIT	2,375	0	0	0	0	0	0
TOTAL-COURTS OF RECORD:	2,375	0	0	0	0	0	0
COUNTY TOTAL:	2,375	0	0	0	0	0	0
<b>BLACKFORD</b>							
CIRCUIT & COUNTY	0	30	0	0	0	0	0
TOTAL-COURTS OF RECORD:	0	30	0	0	0	0	0
MONTPELIER CITY	10,776	586	0	0	2,220	0	0
TOTAL-CITY AND TOWN:	10,776	586	0	0	2,220	0	0
COUNTY TOTAL:	10,776	616	0	0	2,220	0	0
<b>BOONE</b>							
CIRCUIT	472	0	0	0	0	0	0
SUPERIOR 1	1,292	0	0	0	0	0	0
SUPERIOR 2	2,283	0	0	0	0	0	0
TOTAL-COURTS OF RECORD:	4,047	0	0	0	0	0	0
LEBANON CITY	8,830	2,638	555	0	1,536	0	0
THORNTOWN TOWN	25,974	25	0	0	0	0	0
ZIONSVILLE TOWN	7,994	2,086	0	0	1,539	0	0
JAMESTOWN TOWN	2,085	0	0	0	0	0	0
WHITESTOWN TOWN	3,405	5,344	20	220	0	0	10
TOTAL-CITY AND TOWN:	48,288	10,093	575	220	3,075	0	10
COUNTY TOTAL:	52,335	10,093	575	220	3,075	0	10
<b>BROWN</b>							
BROWN CIRCUIT	6,608	0	0	0	0	0	0
TOTAL-COURTS OF RECORD:	6,608	0	0	0	0	0	0
COUNTY TOTAL:	6,608	0	0	0	0	0	0
<b>CARROLL</b>							
CIRCUIT	571	0	0	0	0	0	0
SUPERIOR	3,294	0	0	0	0	0	0
TOTAL-COURTS OF RECORD:	3,865	0	0	0	0	0	0
DELPHI CITY	9,940	0	0	0	1,986	0	0
BURLINGTON TOWN	7,355	3	0	0	411	0	0
TOTAL-CITY AND TOWN:	17,295	3	0	0	2,397	0	0
COUNTY TOTAL:	21,160	3	0	0	2,397	0	0
<b>CASS</b>							
CIRCUIT	1,054	0	0	0	0	0	0
SUPERIOR	6,120	0	0	0	0	0	0
TOTAL-COURTS OF RECORD:	7,174	0	0	0	0	0	0
COUNTY TOTAL:	7,174	0	0	0	0	0	0

INTEREST INVESTMENT	OTHER	<u>TOTAL</u> <u>LOCAL</u>	<u>TOTAL</u> <u>STATE</u>	<u>TOTAL</u> <u>COUNTY</u>	<u>GRAND</u> <u>TOTAL</u> <u>YEAR</u>
0	0	549	9,244	31,897	41,690
0	0	5,103	135,883	94,997	235,983
0	0	5,652	145,127	126,894	277,673
0	0	5,652	145,127	126,894	277,673
0	0	140,254	1,847,002	1,864,724	3,851,980
0	0	140,254	1,847,002	1,864,724	3,851,980
0	0	140,254	1,847,002	1,864,724	3,851,980
0	0	1,394	28,809	106,080	136,283
0	0	1,040	19,598	19,664	40,302
0	0	16,969	349,298	370,053	736,320
0	0	19,403	397,705	495,797	912,905
0	0	19,403	397,705	495,797	912,905
0	0	2,375	58,103	52,451	112,929
0	0	2,375	58,103	52,451	112,929
0	0	2,375	58,103	52,451	112,929
0	0	30	48,185	75,191	123,406
0	0	30	48,185	75,191	123,406
0	0	13,582	43,187	5,329	62,098
0	0	13,582	43,187	5,329	62,098
0	0	13,612	91,372	80,520	185,504
0	0	472	7,913	11,476	19,861
0	0	1,292	22,066	24,578	47,936
0	0	2,283	84,727	48,949	135,959
0	0	4,047	114,706	85,003	203,756
9,646	1,950	25,155	32,458	4,382	61,995
0	244	26,243	84,862	12,987	124,092
0	0	11,619	23,107	4,041	38,767
41	0	2,126	11,234	5,476	18,836
0	681	9,680	6,337	1,703	17,720
9,687	2,875	74,823	157,998	28,589	261,410
9,687	2,875	78,870	272,704	113,592	465,166
0	0	6,608	107,752	146,115	260,475
0	0	6,608	107,752	146,115	260,475
0	0	6,608	107,752	146,115	260,475
0	0	571	16,719	26,357	43,647
0	0	3,294	94,160	94,240	191,694
0	0	3,865	110,879	120,597	235,341
0	0	11,926	30,075	4,965	46,966
0	0	7,769	19,266	4,527	31,562
0	0	19,695	49,341	9,492	78,528
0	0	23,560	160,220	130,089	313,869
0	0	1,054	18,887	40,270	60,211
0	0	6,120	205,324	207,501	418,945
0	0	7,174	224,211	247,771	479,156
0	0	7,174	224,211	247,771	479,156

REVENUE FOR LOCAL FUNDS

258

	COURT COSTS	LOCAL INFRACTION JUDGMENTS	BOND FEE	LATE SURRENDER FEE	USER FEES	ADULT PROBATION	DOCUMENT FEES
<b>CLARK</b>							
CIRCUIT	1,614	0	0	0	0	0	0
SUPERIOR 1	764	0	0	0	0	0	0
SUPERIOR 2	1,175	0	0	0	0	0	0
COUNTY	14,588	200	0	0	37,222	0	0
TOTAL-COURTS OF RECORD:	18,141	200	0	0	37,222	0	0
CHARLESTOWN CITY	8,218	716	0	0	1,245	0	0
JEFFERSONVILLE CITY	34,344	790	0	0	0	76,660	0
CLARKSVILLE TOWN	22,632	38,133	0	0	0	0	0
TOTAL-CITY AND TOWN:	65,194	39,639	0	0	1,245	76,660	0
COUNTY TOTAL:	83,335	39,839	0	0	38,467	76,660	0
<b>CLAY</b>							
CIRCUIT	496	0	0	0	0	0	0
SUPERIOR	1,706	0	0	0	0	0	0
TOTAL-COURTS OF RECORD:	2,202	0	0	0	0	0	0
COUNTY TOTAL:	2,202	0	0	0	0	0	0
<b>CLINTON</b>							
CIRCUIT	1,257	0	0	0	0	0	0
COUNTY	4,982	50	0	0	0	0	0
TOTAL-COURTS OF RECORD:	6,239	50	0	0	0	0	0
FRANKFORT CITY	1,378	0	0	0	0	0	0
TOTAL-CITY AND TOWN:	1,378	0	0	0	0	0	0
COUNTY TOTAL:	7,617	50	0	0	0	0	0
<b>CRAWFORD</b>							
CIRCUIT	0	0	0	0	0	0	0
TOTAL-COURTS OF RECORD:	0	0	0	0	0	0	0
COUNTY TOTAL:	0	0	0	0	0	0	0
<b>DAVISS</b>							
CIRCUIT	815	0	0	0	0	0	0
SUPERIOR	3,351	920	0	0	0	0	0
TOTAL-COURTS OF RECORD:	4,166	920	0	0	0	0	0
COUNTY TOTAL:	4,166	920	0	0	0	0	0
<b>DEARBORN</b>							
CIRCUIT & COUNTY	4,075	520	0	0	0	0	0
TOTAL-COURTS OF RECORD:	4,075	520	0	0	0	0	0
AURORA CITY	58,395	0	0	0	0	0	0
LAWRENCEBURG CITY	57,649	16,890	0	0	0	0	0
TOTAL-CITY AND TOWN:	116,044	16,890	0	0	0	0	0
COUNTY TOTAL:	120,119	17,410	0	0	0	0	0
<b>DECATUR</b>							
CIRCUIT	935	0	399	0	0	0	0
COUNTY	5,147	794	0	0	0	0	0
TOTAL-COURTS OF RECORD:	6,082	794	399	0	0	0	0
COUNTY TOTAL:	6,082	794	399	0	0	0	0
<b>DEKALB</b>							
CIRCUIT	1,034	0	0	0	0	0	0
SUPERIOR	6,573	0	0	0	0	0	0
TOTAL-COURTS OF RECORD:	7,607	0	0	0	0	0	0
BUTLER CITY	1,813	0	0	0	366	0	0
TOTAL-CITY AND TOWN:	1,813	0	0	0	366	0	0
COUNTY TOTAL:	9,420	0	0	0	366	0	0
<b>DELAWARE</b>							
ALL COURTS	9,609	0	0	0	4,320	0	0
TOTAL-COURTS OF RECORD:	9,609	0	0	0	4,320	0	0

REVENUE FOR LOCAL FUNDS / TOTALS

INTEREST INVESTMENT	OTHER	TOTAL	TOTAL	TOTAL	GRAND
		LOCAL	STATE	COUNTY	TOTAL YEAR
0	0	1,614	26,901	44,482	72,997
0	0	764	12,728	78,861	92,353
0	0	1,175	19,580	30,400	51,155
0	0	52,010	362,236	362,815	777,061
0	0	55,563	421,445	516,558	993,566
0	0	10,179	17,364	4,105	31,648
3,027	3,462	118,283	57,142	7,881	183,306
946	1,127	62,838	54,668	21,192	138,698
3,973	4,589	191,300	129,174	33,178	353,652
3,973	4,589	246,863	550,619	549,736	1,347,218
0	0	496	16,611	39,144	56,251
0	0	1,706	83,864	97,220	182,790
0	0	2,202	100,475	136,364	239,041
0	0	2,202	100,475	136,364	239,041
0	0	1,257	20,907	56,443	78,607
0	0	5,032	143,042	130,128	278,202
0	0	6,289	163,949	186,571	356,809
0	14	1,392	1,623	427	3,442
0	14	1,392	1,623	427	3,442
0	14	7,681	165,572	186,998	360,251
0	0	0	47,952	93,790	141,742
0	0	0	47,952	93,790	141,742
0	0	0	47,952	93,790	141,742
0	0	815	12,543	29,776	43,134
0	0	4,271	76,887	92,757	173,915
0	0	5,086	89,430	122,533	217,049
0	0	5,086	89,430	122,533	217,049
0	0	4,595	106,397	100,087	211,079
0	0	4,595	106,397	100,087	211,079
0	0	58,395	249,198	29,190	336,783
0	0	74,539	231,651	28,155	334,345
0	0	132,934	480,849	57,345	671,128
0	0	137,529	587,246	157,432	882,207
0	0	1,334	25,678	39,117	66,129
0	0	5,941	106,733	100,442	213,116
0	0	7,275	132,411	139,559	279,245
0	0	7,275	132,411	139,559	279,245
0	0	1,034	17,552	63,951	82,537
0	0	6,573	192,184	136,910	335,667
0	0	7,607	209,736	200,861	418,204
0	0	2,179	5,218	915	8,312
0	0	2,179	5,218	915	8,312
0	0	9,786	214,954	201,776	426,516
0	11,190	25,119	201,175	312,930	539,224
0	11,190	25,119	201,175	312,930	539,224

REVENUE FOR LOCAL FUNDS

260

	COURT COSTS	LOCAL INFRACTION JUDGMENTS	BOND FEE	LATE SURRENDER FEE	USER FEES	ADULT PROBATION	DOCUMENT FEES
<b>DELAWARE</b>							
MUNCIE CITY	38,397	17,916	0	0	6,105	0	0
YORKTOWN TOWN	78,944	17,271	0	0	19,068	0	0
TOTAL-CITY AND TOWN:	117,341	35,187	0	0	25,173	0	0
COUNTY TOTAL:	126,950	35,187	0	0	29,493	0	0
<b>DUBOIS</b>							
CIRCUIT	48	0	0	0	0	0	0
SUPERIOR	4,180	0	0	0	0	0	0
TOTAL-COURTS OF RECORD:	4,228	0	0	0	0	0	0
COUNTY TOTAL:	4,228	0	0	0	0	0	0
<b>ELKHART</b>							
CIRCUIT	23,564	0	0	0	0	0	0
SUP. I & II, CC.-ELK	0	0	0	0	0	0	0
SUPERIOR 3	0	0	0	0	0	0	0
COUNTY - GOSHEN	0	6,302	0	0	0	0	0
TOTAL-COURTS OF RECORD:	23,564	6,302	0	0	0	0	0
ELKHART CITY	154,545	395	0	0	24,423	0	804
GOSHEN CITY	77,297	1,470	0	0	0	30,798	0
NAPPANEE CITY	12,922	99	140	2,052	0	0	0
TOTAL-CITY AND TOWN:	244,764	1,964	140	2,052	24,423	30,798	804
COUNTY TOTAL:	268,328	8,266	140	2,052	24,423	30,798	804
<b>FAYETTE</b>							
CIRCUIT & SUPERIOR	2,481	0	0	0	0	0	0
TOTAL-COURTS OF RECORD:	2,481	0	0	0	0	0	0
COUNTY TOTAL:	2,481	0	0	0	0	0	0
<b>FLOYD</b>							
ALL COURTS	0	0	0	0	0	0	0
TOTAL-COURTS OF RECORD:	0	0	0	0	0	0	0
COUNTY TOTAL:	0	0	0	0	0	0	0
<b>FOUNTAIN</b>							
CIRCUIT	0	0	0	0	0	0	0
TOTAL-COURTS OF RECORD:	0	0	0	0	0	0	0
ATTICA CITY	52,347	20	1,535	0	12,586	0	0
TOTAL-CITY AND TOWN:	52,347	20	1,535	0	12,586	0	0
COUNTY TOTAL:	52,347	20	1,535	0	12,586	0	0
<b>FRANKLIN</b>							
CIRCUIT	3,618	0	0	0	0	0	0
TOTAL-COURTS OF RECORD:	3,618	0	0	0	0	0	0
COUNTY TOTAL:	3,618	0	0	0	0	0	0
<b>FULTON</b>							
CIRCUIT	0	0	0	0	0	0	0
COUNTY	0	0	0	0	0	0	0
TOTAL-COURTS OF RECORD:	0	0	0	0	0	0	0
COUNTY TOTAL:	0	0	0	0	0	0	0
<b>GIBSON</b>							
CIRCUIT	935	0	0	0	0	0	0
SUPERIOR	0	0	0	0	0	0	0
TOTAL-COURTS OF RECORD:	935	0	0	0	0	0	0
COUNTY TOTAL:	935	0	0	0	0	0	0
<b>GRANT</b>							
CIRCUIT	0	0	0	0	0	0	0
SUPERIOR 1	0	0	0	0	0	0	0
SUPERIOR 2	0	0	0	0	0	0	0
COUNTY	0	0	0	0	0	0	0

INTEREST INVESTMENT	OTHER	<u>TOTAL</u> <u>LOCAL</u>	<u>TOTAL</u> <u>STATE</u>	<u>TOTAL</u> <u>COUNTY</u>	<u>GRAND</u> <u>TOTAL</u> <u>YEAR</u>
0	0	62,418	88,883	19,197	170,498
3,043	0	118,326	205,308	38,378	362,012
3,043	0	180,744	294,191	57,575	532,510
3,043	11,190	205,863	495,366	370,505	1,071,734
0	0	48	17,987	29,910	47,945
0	0	4,180	165,008	153,960	323,148
0	0	4,228	182,995	183,870	371,093
0	0	4,228	182,995	183,870	371,093
0	0	23,564	58,907	89,829	172,300
0	0	0	210,210	335,611	545,821
0	0	0	31,504	30,303	61,807
0	0	6,302	435,177	311,461	752,940
0	0	29,866	735,798	767,204	1,532,868
0	305	180,472	498,891	77,272	756,635
4,629	0	114,194	269,927	35,638	419,759
0	0	15,213	47,341	6,261	68,815
4,629	305	309,879	816,159	119,171	1,245,209
4,629	305	339,745	1,551,957	886,375	2,778,077
0	0	2,481	197,081	111,947	311,509
0	0	2,481	197,081	111,947	311,509
0	0	2,481	197,081	111,947	311,509
0	0	0	223,686	365,186	588,872
0	0	0	223,686	365,186	588,872
0	0	0	223,686	365,186	588,872
0	0	0	37,779	87,115	124,894
0	0	0	37,779	87,115	124,894
0	1,830	68,318	207,188	26,114	301,620
0	1,830	68,318	207,188	26,114	301,620
0	1,830	68,318	244,967	113,229	426,514
0	0	3,618	124,048	143,392	271,058
0	0	3,618	124,048	143,392	271,058
0	0	3,618	124,048	143,392	271,058
0	0	0	20,661	75,913	96,574
0	0	0	158,392	146,420	304,812
0	0	0	179,053	222,333	401,386
0	0	0	179,053	222,333	401,386
0	0	935	17,619	43,138	61,692
0	0	0	148,285	136,942	285,227
0	0	935	165,904	180,080	346,919
0	0	935	165,904	180,080	346,919
0	0	0	31,050	35,888	66,938
0	0	0	19,600	24,965	44,565
0	0	0	14,325	29,570	43,895
0	0	0	102,072	166,205	268,277

## REVENUE FOR LOCAL FUNDS

262

	COURT CGSTS	LOCAL INFRACTION JUDGMENTS	BOND FEE	LATE SURRENDER FEE	USER FEES	ADULT PROBATION	DOCUMENT FEES
<b>GRANT</b>							
TOTAL-COURTS OF RECORD:	0	0	0	0	0	0	0
GAS CITY	37,997	75	7,043	0	4,968	0	0
MARION CITY	39,786	10,733	0	0	6,246	0	66
TOTAL-CITY AND TOWN:	77,783	10,808	7,043	0	11,214	0	66
COUNTY TOTAL:	77,783	10,808	7,043	0	11,214	0	66
<b>GREENE</b>							
CIRCUIT	831	0	0	0	0	0	0
SUPERIOR	4,839	0	0	0	0	0	0
TOTAL-COURTS OF RECORD:	5,670	0	0	0	0	0	0
COUNTY TOTAL:	5,670	0	0	0	0	0	0
<b>HAMILTON</b>							
CIRCUIT	14,448	0	0	0	0	0	0
SUPERIOR 1	1,570	0	0	0	0	0	0
SUPERIOR 2	771	0	0	0	0	0	0
SUPERIOR 3	1,486	0	0	0	0	0	0
COUNTY	1,489	43,124	0	0	0	0	0
TOTAL-COURTS OF RECORD:	19,766	43,124	0	0	0	0	0
CARMEL CITY	44,567	39,291	0	0	7,128	0	0
NOBLESVILLE CITY	38,246	7,251	0	0	0	0	0
TOTAL-CITY AND TOWN:	82,813	46,542	0	0	7,128	0	0
COUNTY TOTAL:	102,579	89,666	0	0	7,128	0	0
<b>HANCOCK</b>							
ALL COURTS	12,403	0	0	0	0	0	0
TOTAL-COURTS OF RECORD:	12,403	0	0	0	0	0	0
COUNTY TOTAL:	12,403	0	0	0	0	0	0
<b>HARRISON</b>							
CIRCUIT	1,063	0	0	0	0	0	0
COUNTY	3,815	0	0	0	0	0	0
TOTAL-COURTS OF RECORD:	4,878	0	0	0	0	0	0
COUNTY TOTAL:	4,878	0	0	0	0	0	0
<b>HENDRICKS</b>							
ALL COURTS	13,658	40	0	0	0	0	0
TOTAL-COURTS OF RECORD:	13,658	40	0	0	0	0	0
PLAINFIELD TOWN	10,194	0	0	0	1,038	0	0
TOTAL-CITY AND TOWN:	10,194	0	0	0	1,038	0	0
COUNTY TOTAL:	23,852	40	0	0	1,038	0	0
<b>HENRY</b>							
CIRCUIT	632	0	0	0	0	0	0
SUPERIOR	360	0	0	0	0	0	0
COUNTY	2,379	0	0	0	0	0	0
TOTAL-COURTS OF RECORD:	3,371	0	0	0	0	0	0
KNIGHTSTOWN TOWN	48,830	0	0	0	13,284	0	26
TOTAL-CITY AND TOWN:	48,830	0	0	0	13,284	0	26
COUNTY TOTAL:	52,201	0	0	0	13,284	0	26
<b>HOWARD</b>							
CIRCUIT	607	0	0	0	212	0	0
SUPERIOR 1	882	0	0	0	0	0	0
SUPERIOR 2	0	0	0	0	21	0	0
COUNTY	5,804	0	0	0	0	0	0
TOTAL-COURTS OF RECORD:	7,293	0	0	0	233	0	0
COUNTY TOTAL:	7,293	0	0	0	233	0	0
<b>HUNTINGTON</b>							
CIRCUIT & SUPERIOR	11,347	0	0	0	0	0	0



<u>INTEREST</u> <u>INVESTMENT</u>	<u>OTHER</u>	<u>TOTAL</u> <u>LOCAL</u>	<u>TOTAL</u> <u>STATE</u>	<u>TOTAL</u> <u>COUNTY</u>	<u>GRAND</u> <u>TOTAL</u> <u>YEAR</u>
0	0	0	167,047	256,628	423,675
2,207	2,382	54,672	148,147	21,996	224,815
1,458	0	58,289	117,900	19,893	196,082
3,665	2,382	112,961	266,047	41,889	420,897
3,665	2,382	112,961	433,094	298,517	844,572
0	0	831	15,448	25,342	41,621
0	0	4,839	138,294	116,428	259,561
0	0	5,670	153,742	141,770	301,182
0	0	5,670	153,742	141,770	301,182
0	0	14,448	31,283	349,326	395,057
0	0	1,570	26,317	38,991	66,878
0	0	771	15,448	26,794	43,013
0	0	1,488	28,154	35,690	65,332
0	0	44,613	429,469	400,806	874,888
0	0	62,890	530,671	851,607	1,445,168
2,218	0	93,204	187,310	28,758	309,272
0	1,635	47,132	92,370	24,962	164,464
2,218	1,635	140,336	279,680	53,720	473,736
2,218	1,635	203,226	810,351	905,327	1,918,904
0	0	12,403	251,710	395,368	659,481
0	0	12,403	251,710	395,368	659,481
0	0	12,403	251,710	395,368	659,481
0	0	1,063	19,043	34,719	54,825
0	0	3,815	94,850	186,120	284,785
0	0	4,878	113,893	220,839	339,610
0	0	4,878	113,893	220,839	339,610
0	0	13,698	342,211	285,231	641,140
0	0	13,698	342,211	285,231	641,140
0	954	12,186	39,359	5,133	56,678
0	954	12,186	39,359	5,133	56,678
0	954	25,884	381,570	290,364	697,818
0	0	632	21,075	81,257	102,964
0	0	360	13,779	39,802	53,941
0	0	2,379	120,660	88,096	211,135
0	0	3,371	155,514	209,155	368,040
0	0	62,140	132,679	24,292	219,111
0	0	62,140	132,679	24,292	219,111
0	0	65,511	288,193	233,447	587,151
0	0	819	22,192	191,692	214,703
0	0	882	38,379	62,734	101,995
0	0	21	16,153	49,015	65,189
0	2,570	8,374	146,725	342,551	497,650
0	2,570	10,096	223,449	645,992	879,537
0	2,570	10,096	223,449	645,992	879,537
0	0	11,347	458,861	156,353	626,561

REVENUE FOR LOCAL FUNDS

	COURT COSTS	LOCAL INFRACTION JUDGMENTS	BOND FEE	LATE SURRENDER FEE	USER FEES	ADULT PROBATION	DOCUMENT FEES
<b>HUNTINGTON</b>							
TOTAL-COURTS OF RECORD:	11,347	0	0	0	0	0	0
ROANOKE TOWN	58,905	0	0	0	11,781	0	0
TOTAL-CITY AND TOWN:	58,905	0	0	0	11,781	0	0
COUNTY TOTAL:	70,252	0	0	0	11,781	0	0
<b>JACKSON</b>							
CIRCUIT	0	0	0	0	0	0	0
SUPERIOR	0	0	0	0	0	0	0
TOTAL-COURTS OF RECORD:	0	0	0	0	0	0	0
COUNTY TOTAL:	0	0	0	0	0	0	0
<b>JASPER</b>							
CIRCUIT	955	0	0	0	0	0	0
SUPERIOR	5,863	0	0	0	0	0	0
TOTAL-COURTS OF RECORD:	6,818	0	0	0	0	0	0
DEMOTE TOWN	2,145	0	0	0	429	0	0
WHEATFIELD TOWN	18	0	0	0	0	0	0
TOTAL-CITY AND TOWN:	2,163	0	0	0	429	0	0
COUNTY TOTAL:	8,981	0	0	0	429	0	0
<b>JAY</b>							
CIRCUIT	496	0	0	0	0	0	0
SUPERIOR	1,205	0	0	0	0	0	0
TOTAL-COURTS OF RECORD:	1,701	0	0	0	0	0	0
DUNKIRK CITY	3,757	10	0	0	717	0	0
PORTLAND CITY	23,231	1,372	0	0	4,191	0	0
TOTAL-CITY AND TOWN:	26,988	1,382	0	0	4,908	0	0
COUNTY TOTAL:	28,689	1,382	0	0	4,908	0	0
<b>JEFFERSON</b>							
CIRCUIT & COUNTY	5,171	330	0	0	0	0	0
TOTAL-COURTS OF RECORD:	5,171	330	0	0	0	0	0
COUNTY TOTAL:	5,171	330	0	0	0	0	0
<b>JENNINGS</b>							
CIRCUIT	1,461	0	0	0	0	0	0
TOTAL-COURTS OF RECORD:	1,461	0	0	0	0	0	0
NORTH VERNON CITY	16,835	164	0	0	0	0	15
TOTAL-CITY AND TOWN:	16,835	164	0	0	0	0	15
COUNTY TOTAL:	18,296	164	0	0	0	0	15
<b>JOHNSON</b>							
ALL COURTS	3,552	0	0	0	0	0	0
TOTAL-COURTS OF RECORD:	3,552	0	0	0	0	0	0
FRANKLIN CITY	74,169	0	0	0	13,845	0	17
GREENWOOD CITY	42,756	147	0	0	8,013	0	0
NEW WHITELAND TOWN	51,052	5,020	0	0	9,588	0	0
TOTAL-CITY AND TOWN:	167,977	5,167	0	0	31,446	0	17
COUNTY TOTAL:	171,529	5,167	0	0	31,446	0	17
<b>KNOX</b>							
ALL COURTS	0	0	0	0	0	0	0
TOTAL-COURTS OF RECORD:	0	0	0	0	0	0	0
BICKNELL CITY	6,498	20	0	0	0	0	0
TOTAL-CITY AND TOWN:	6,498	20	0	0	0	0	0
COUNTY TOTAL:	6,498	20	0	0	0	0	0
<b>KOSCIUSKO</b>							
CIRCUIT	1,837	0	0	0	0	0	0
SUPERIOR	1,254	0	0	0	0	0	0
COUNTY	11,617	0	0	0	0	0	0

INTEREST INVESTMENT	OTHER	<u>TOTAL</u> <u>LOCAL</u>	<u>TOTAL</u> <u>STATE</u>	<u>TOTAL</u> <u>COUNTY</u>	<u>GRAND</u> <u>TOTAL</u> <u>YEAR</u>
0	0	11,347	458,861	156,353	626,561
2,251	0	72,937	351,881	29,453	454,271
2,251	0	72,937	351,881	29,453	454,271
2,251	0	84,284	810,742	185,806	1,080,832
0	2,714	2,714	52,595	85,247	140,556
0	0	0	621,334	366,109	987,443
0	2,714	2,714	673,929	451,356	1,127,999
0	2,714	2,714	673,929	451,356	1,127,999
0	0	955	10,895	40,748	52,598
0	0	5,863	159,138	195,919	360,920
0	0	6,818	170,033	236,667	413,518
0	0	2,574	4,748	1,073	8,395
0	0	18	33	9	60
0	0	2,592	4,781	1,082	8,455
0	0	9,410	174,814	237,749	421,973
0	0	496	9,100	18,984	28,580
0	0	1,205	41,448	34,701	77,354
0	0	1,701	50,548	53,685	105,934
196	0	4,680	10,928	1,885	17,493
0	0	28,794	60,987	11,554	101,335
196	0	33,474	71,915	13,439	118,828
196	0	35,175	122,463	67,124	224,762
0	0	5,501	179,502	96,205	281,208
0	0	5,501	179,502	96,205	281,208
0	0	5,501	179,502	96,205	281,208
0	0	1,461	32,787	56,820	91,068
0	0	1,461	32,787	56,820	91,068
1,334	0	18,348	49,842	28,041	96,231
1,334	0	18,348	49,842	28,041	96,231
1,334	0	19,809	82,629	84,861	187,299
0	0	3,552	184,777	290,840	479,169
0	0	3,552	184,777	290,840	479,169
0	0	88,031	251,790	37,350	377,171
0	0	50,916	118,546	21,378	190,840
0	0	65,660	162,511	26,826	254,997
0	0	204,607	532,847	85,554	823,008
0	0	208,159	717,624	376,394	1,302,177
0	0	0	185,773	309,976	495,749
0	0	0	185,773	309,976	495,749
0	0	6,518	18,407	3,156	28,081
0	0	6,518	18,407	3,156	28,081
0	0	6,518	204,180	313,132	523,830
0	0	1,837	35,070	98,245	135,152
0	0	1,254	35,167	44,024	80,445
0	0	11,617	420,813	207,416	639,846

	COURT COSTS	LOCAL INFRACTION JUDGMENTS	BOND FEE	LATE SURRENDER FEE	USER FEES	ADULT PROBATION	DOCUMENT FEES
<b>KOSCIUSKO</b>							
TOTAL-COURTS OF RECORD:	14,708	0	0	0	0	0	0
COUNTY TOTAL:	14,708	0	0	0	0	0	0
<b>LAGRANGE</b>							
CIRCUIT	433	0	0	0	0	0	0
SUPERIOR	738	782	0	0	0	0	0
TOTAL-COURTS OF RECORD:	1,171	782	0	0	0	0	0
COUNTY TOTAL:	1,171	782	0	0	0	0	0
<b>LAKE</b>							
CIR, SUP. 7, 8 & 9	66,845	79,979	0	0	0	0	0
SUPERIOR, CIV 1 & 5	3,768	0	0	0	0	0	0
SUPERIOR, CIV. 2	3,273	0	0	0	0	0	0
SUP. CIV. 3, 4 & JUV	7,855	0	0	0	0	0	0
SUP CRIM 1, 2, 3 & 4	866	0	0	0	0	0	0
TOTAL-COURTS OF RECORD:	82,607	79,979	0	0	0	0	0
CROWN POINT CITY	22,274	20,499	0	0	4,056	0	14
EAST CHICAGO CITY	33,754	469	0	0	1,848	10,862	600
GARY CITY	58,120	41,111	0	0	29,749	0	25,013
HAMMOND CITY	82,693	12,598	0	0	9,969	0	0
HOBART CITY	30,417	0	0	0	4,749	0	0
LAKE STATION CITY	22,346	233	0	0	3,912	0	0
WHITING CITY	3,345	1,835	0	0	501	0	0
TOTAL-CITY AND TOWN:	252,949	76,745	0	0	54,784	10,862	25,627
COUNTY TOTAL:	335,556	156,724	0	0	54,784	10,862	25,627
<b>LAPORTE</b>							
CIRCUIT	1,841	0	0	0	0	0	0
SUPERIOR 1	1,741	0	0	0	0	0	0
SUPERIOR 2	548	0	0	0	0	0	0
SUPERIOR 3	0	200	0	0	0	0	0
SUPERIOR 4	13,651	1,900	0	0	0	0	0
TOTAL-COURTS OF RECORD:	17,781	2,100	0	0	0	0	0
COUNTY TOTAL:	17,781	2,100	0	0	0	0	0
<b>LAWRENCE</b>							
CIRCUIT	662	0	1,980	0	0	0	0
SUPERIOR	283	0	0	0	0	0	0
COUNTY	0	0	0	0	0	0	0
TOTAL-COURTS OF RECORD:	945	0	1,980	0	0	0	0
COUNTY TOTAL:	945	0	1,980	0	0	0	0
<b>MADISON</b>							
ALL COURTS	10,531	0	0	0	0	0	0
TOTAL-COURTS OF RECORD:	10,531	0	0	0	0	0	0
ALEXANDRIA CITY	22,419	851	0	0	0	0	0
ANDERSON CITY	135,386	4,255	0	0	20,697	167,093	162
ELWOOD CITY	45,644	490	610	0	7,164	0	45
EDGEWOOD TOWN	47,117	0	0	0	8,073	22,775	100
TOTAL-CITY AND TOWN:	250,566	5,596	610	0	35,934	189,868	307
COUNTY TOTAL:	261,097	5,596	610	0	35,934	189,868	307
<b>MARION</b>							
CIR, SUP, PROB & JUV	48,483	0	0	0	0	0	0
MUNICIPAL	148,858	260,797	0	0	0	0	0
TOTAL-COURTS OF RECORD:	197,341	260,797	0	0	0	0	0
COUNTY TOTAL:	197,341	260,797	0	0	0	0	0
<b>MARSHALL</b>							
ALL COURTS	0	0	0	0	0	0	0

INTEREST INVESTMENT	OTHER	<u>TOTAL</u> <u>LOCAL</u>	<u>TOTAL</u> <u>STATE</u>	<u>TOTAL</u> <u>COUNTY</u>	<u>GRAND</u> <u>TOTAL</u> <u>YEAR</u>
0	0	14,708	491,050	349,685	855,443
0	0	14,708	491,050	349,685	855,443
0	0	433	26,846	44,838	72,117
0	0	1,520	319,509	156,653	477,682
0	0	1,953	346,355	201,491	549,799
0	0	1,953	346,355	201,491	549,799
0	0	146,824	1,603,006	1,852,322	3,602,152
0	0	3,768	62,812	80,202	146,782
0	0	3,273	55,058	85,499	143,830
0	0	7,855	131,157	186,659	325,671
0	0	866	102,576	175,957	279,399
0	0	162,586	1,954,609	2,380,639	4,497,834
0	0	46,843	55,481	11,292	113,616
1,926	0	49,459	67,900	16,877	134,236
0	586	154,579	215,328	45,343	415,250
19,404	0	124,664	212,495	50,898	388,057
0	0	35,166	78,638	15,203	129,007
0	0	26,491	65,845	11,173	103,509
0	0	5,681	11,628	1,673	18,982
21,330	586	442,883	707,315	152,459	1,302,657
22,330	586	605,469	2,661,924	2,533,098	5,800,491
0	0	1,841	30,688	84,039	116,568
0	0	1,741	33,267	37,068	72,076
0	0	548	9,770	13,978	24,296
0	0	200	437,445	246,981	684,626
0	0	15,551	465,110	294,100	774,761
0	0	19,881	976,280	676,166	1,672,327
0	0	19,881	976,280	676,166	1,672,327
0	0	2,642	24,161	59,673	86,476
0	0	283	10,347	24,569	35,199
0	0	0	153,558	175,801	329,359
0	0	2,925	188,066	260,043	451,034
0	0	2,925	188,066	260,043	451,034
0	0	10,531	195,258	439,659	645,448
0	0	10,531	195,258	439,659	645,448
0	3,447	26,717	81,502	11,210	119,429
0	0	327,593	342,511	67,693	737,797
0	0	53,953	158,673	37,577	250,203
0	0	78,065	166,168	23,560	267,793
0	3,447	486,328	748,854	140,040	1,375,222
0	3,447	496,859	944,112	579,699	2,020,670
0	0	48,483	847,296	2,543,757	3,439,536
0	0	409,655	4,094,717	5,204,350	9,708,722
0	0	458,138	4,942,013	7,748,107	13,148,258
0	0	458,138	4,942,013	7,748,107	13,148,258
0	0	0	504,137	392,998	897,135

## REVENUE FOR LOCAL FUNDS

268

	COURT COSTS	LOCAL INFRACTION JUDGMENTS	BOND FEE	LATE SURRENDER FEE	USER FEES	ADULT PROBATION	DOCUMENT FEES
<b>MARSHALL</b>							
TOTAL-COURTS OF RECORD:	0	0	0	0	0	0	0
COUNTY TOTAL:	0	0	0	0	0	0	0
<b>MARTIN</b>							
CIRCUIT	1,911	12	0	0	0	0	0
TOTAL-COURTS OF RECORD:	1,911	12	0	0	0	0	0
COUNTY TOTAL:	1,911	12	0	0	0	0	0
<b>MIAMI</b>							
CIRCUIT	0	0	0	0	0	0	0
SUPERIOR	0	0	0	0	0	0	0
TOTAL-COURTS OF RECORD:	0	0	0	0	0	0	0
PERU CITY	6,676	0	0	0	2,151	0	0
BUNKER HILL TOWN	46,455	135	0	0	8,868	0	249
TOTAL-CITY AND TOWN:	53,131	135	0	0	11,019	0	249
COUNTY TOTAL:	53,131	135	0	0	11,019	0	249
<b>MONROE</b>							
ALL COURTS	13,032	0	0	0	0	0	0
TOTAL-COURTS OF RECORD:	13,032	0	0	0	0	0	0
COUNTY TOTAL:	13,032	0	0	0	0	0	0
<b>MONTGOMERY</b>							
CIRCUIT	0	0	0	0	1,396	0	0
COUNTY	0	0	0	0	85,291	0	0
TOTAL-COURTS OF RECORD:	0	0	0	0	86,687	0	0
CRAWFORDSVILLE CITY	7,680	625	0	0	1,536	0	0
TOTAL-CITY AND TOWN:	7,680	625	0	0	1,536	0	0
COUNTY TOTAL:	7,680	625	0	0	88,223	0	0
<b>MORGAN</b>							
ALL COURTS	0	0	0	0	0	0	0
TOTAL-COURTS OF RECORD:	0	0	0	0	0	0	0
MARTINSVILLE CITY	35,000	0	0	0	0	0	0
MOORESVILLE TOWN	86,892	0	0	0	16,809	0	0
TOTAL-CITY AND TOWN:	121,892	0	0	0	16,809	0	0
COUNTY TOTAL:	121,892	0	0	0	16,809	0	0
<b>NEWTON</b>							
CIRCUIT	2,715	5,033	0	0	585	0	0
TOTAL-COURTS OF RECORD:	2,715	5,033	0	0	585	0	0
COUNTY TOTAL:	2,715	5,033	0	0	585	0	0
<b>NOBLE</b>							
CIRCUIT	0	0	0	0	0	0	0
SUPERIOR	0	0	0	0	0	0	0
COUNTY	0	0	0	0	0	0	0
TOTAL-COURTS OF RECORD:	0	0	0	0	0	0	0
CROMWELL TOWN	12,693	454	0	0	2,358	0	0
TOTAL-CITY AND TOWN:	12,693	454	0	0	2,358	0	0
COUNTY TOTAL:	12,693	454	0	0	2,358	0	0
<b>OHIO</b>							
CIRCUIT	0	0	0	0	0	0	0
SUPERIOR	0	0	0	0	0	0	0
TOTAL-COURTS OF RECORD:	0	0	0	0	0	0	0
COUNTY TOTAL:	0	0	0	0	0	0	0
<b>ORANGE</b>							
CIRCUIT	3,435	0	0	0	0	0	0
COUNTY	0	0	0	0	0	0	0
TOTAL-COURTS OF RECORD:	3,435	0	0	0	0	0	0
COUNTY TOTAL:	3,435	0	0	0	0	0	0

INTEREST INVESTMENT	OTHER	<u>TOTAL</u> <u>LOCAL</u>	<u>TOTAL</u> <u>STATE</u>	<u>TOTAL</u> <u>COUNTY</u>	<u>GRAND</u> <u>TOTAL</u> <u>YEAR</u>
0	0	0	504,137	392,998	897,135
0	0	0	504,137	392,998	897,135
0	0	1,923	61,841	54,374	118,138
0	0	1,923	61,841	54,374	118,138
0	0	1,923	61,841	54,374	118,138
0	0	0	33,001	79,839	112,840
0	0	0	80,229	86,473	166,702
0	0	0	113,230	166,312	279,542
0	6,460	15,287	24,947	3,838	44,072
0	1,554	57,261	156,155	38,493	251,909
0	8,014	72,548	181,102	42,331	295,981
0	8,014	72,548	294,332	208,643	575,523
0	0	13,032	658,629	979,224	1,650,885
0	0	13,032	658,629	979,224	1,650,885
0	0	13,032	658,629	979,224	1,650,885
0	0	1,396	32,059	49,247	82,702
0	0	85,291	214,981	85,507	385,779
0	0	86,687	247,040	134,754	468,481
0	0	9,841	58,850	3,840	72,531
0	0	9,841	58,850	3,840	72,531
0	0	96,528	305,890	138,594	541,012
0	0	0	261,431	241,719	503,150
0	0	0	261,431	241,719	503,150
0	0	35,000	75,283	26,996	137,279
0	1,500	105,201	269,497	43,449	418,147
0	1,500	140,201	344,780	70,445	555,426
0	1,500	140,201	606,211	312,164	1,058,576
0	0	8,333	141,718	129,366	279,417
0	0	8,333	141,718	129,366	279,417
0	0	8,333	141,718	129,366	279,417
0	0	0	18,479	44,900	63,379
0	0	0	9,600	16,701	26,301
0	0	0	329,782	235,497	565,279
0	0	0	357,861	297,098	654,959
0	0	15,505	42,976	6,347	64,828
0	0	15,505	42,976	6,347	64,828
0	0	15,505	400,837	303,445	719,787
0	0	0	2,435	3,475	5,910
0	0	0	20,216	17,303	37,519
0	0	0	22,651	20,778	43,429
0	0	0	22,651	20,778	43,429
0	0	3,435	14,580	44,197	62,212
0	0	0	56,982	64,123	121,105
0	0	3,435	71,562	108,320	183,317
0	0	3,435	71,562	108,320	183,317

REVENUE FOR LOCAL FUNDS

270

	COURT COSTS	LOCAL INFRACTION JUDGMENTS	BOND FEE	LATE SURRENDER FEE	USER FEES	ADULT PROBATION	DOCUMENT FEES
OWEN							
CIRCUIT	0	0	0	0	2,901	0	0
TOTAL-COURTS OF RECORD:	0	0	0	0	2,901	0	0
COUNTY TOTAL:	0	0	0	0	2,901	0	0
PARKE							
CIRCUIT	2,400	0	0	0	0	0	0
TOTAL-COURTS OF RECORD:	2,400	0	0	0	0	0	0
COUNTY TOTAL:	2,400	0	0	0	0	0	0
PERRY							
CIRCUIT	3,570	0	0	0	0	0	0
TOTAL-COURTS OF RECORD:	3,570	0	0	0	0	0	0
TELL CITY-NOT REPORTING	0	0	0	0	0	0	0
TOTAL-CITY AND TOWN:	0	0	0	0	0	0	0
COUNTY TOTAL:	3,570	0	0	0	0	0	0
PIKE							
CIRCUIT	2,375	0	0	0	0	0	0
TOTAL-COURTS OF RECORD:	2,375	0	0	0	0	0	0
COUNTY TOTAL:	2,375	0	0	0	0	0	0
PORTER							
ALL COURTS	36,097	0	0	0	0	0	0
TOTAL-COURTS OF RECORD:	36,097	0	0	0	0	0	0
CHESTERTON TOWN	32,233	1,492	0	0	6,246	0	983
TOTAL-CITY AND TOWN:	32,233	1,492	0	0	6,246	0	983
COUNTY TOTAL:	68,330	1,492	0	0	6,246	0	983
POSEY							
CIRCUIT	0	0	0	0	0	0	0
COUNTY	0	24	0	0	0	0	0
TOTAL-COURTS OF RECORD:	0	24	0	0	0	0	0
COUNTY TOTAL:	0	24	0	0	0	0	0
PULASKI							
CIRCUIT & COUNTY	2,984	0	0	0	0	0	0
TOTAL-COURTS OF RECORD:	2,984	0	0	0	0	0	0
COUNTY TOTAL:	2,984	0	0	0	0	0	0
PUTNAM							
CIRCUIT	0	0	0	0	0	0	0
COUNTY	0	0	0	0	0	0	0
TOTAL-COURTS OF RECORD:	0	0	0	0	0	0	0
COUNTY TOTAL:	0	0	0	0	0	0	0
RANDOLPH							
CIRCUIT	863	0	0	0	0	0	0
SUPERIOR	0	0	0	0	0	0	0
TOTAL-COURTS OF RECORD:	863	0	0	0	0	0	0
WINCHESTER CITY	15,771	173	0	0	1,548	0	0
UNION CITY	14,192	310	0	0	2,392	0	0
TOTAL-CITY AND TOWN:	29,963	483	0	0	3,940	0	0
COUNTY TOTAL:	30,826	483	0	0	3,940	0	0
RIPLEY							
CIRCUIT	2,051	0	0	0	0	0	0
TOTAL-COURTS OF RECORD:	2,051	0	0	0	0	0	0
BATESVILLE CITY	33,109	3,863	0	0	5,739	3,915	0
VERSAILLES TOWN	25,944	0	0	3,079	4,425	0	31
TOTAL-CITY AND TOWN:	59,053	3,863	0	3,079	10,164	3,915	31
COUNTY TOTAL:	61,104	3,863	0	3,079	10,164	3,915	31
RUSH							
CIRCUIT	0	0	0	0	0	0	0



INTEREST INVESTMENT	OTHER	<u>TOTAL LOCAL</u>	<u>TOTAL STATE</u>	<u>TOTAL COUNTY</u>	<u>GRAND TOTAL YEAR</u>
0	0	2,901	137,767	135,385	276,053
0	0	2,901	137,767	135,385	276,053
0	0	2,901	137,767	135,385	276,053
0	0	2,400	50,029	102,724	155,153
0	0	2,400	50,029	102,724	155,153
0	0	2,400	50,029	102,724	155,153
0	0	3,570	96,565	99,224	199,359
0	0	3,570	96,565	99,224	199,359
0	0	0	0	0	0
0	0	0	0	0	0
0	0	3,570	96,565	99,224	199,359
0	0	2,375	61,549	67,461	131,385
0	0	2,375	61,549	67,461	131,385
0	0	2,375	61,549	67,461	131,385
0	0	36,097	936,671	1,001,760	1,974,528
0	0	36,097	936,671	1,001,760	1,974,528
2,655	135	43,744	144,699	18,041	206,484
2,655	135	43,744	144,699	18,041	206,484
2,655	135	79,841	1,081,370	1,019,801	2,181,012
0	0	0	18,666	24,719	43,385
0	0	24	137,452	121,839	259,315
0	0	24	156,118	146,558	302,700
0	0	24	156,118	146,558	302,700
0	0	2,984	77,842	100,941	181,767
0	0	2,984	77,842	100,941	181,767
0	0	2,984	77,842	100,941	181,767
0	0	0	18,678	39,424	58,102
0	0	0	161,709	119,538	281,247
0	0	0	180,387	158,962	339,349
0	0	0	180,387	158,962	339,349
0	0	863	15,989	48,854	65,706
0	0	0	69,143	40,370	109,513
0	0	863	85,132	89,224	175,219
0	501	17,993	58,389	8,964	85,346
0	0	16,894	41,709	7,225	65,828
0	501	34,887	100,098	16,189	151,174
0	501	35,750	185,230	105,413	326,393
0	0	2,051	78,186	81,190	161,427
0	0	2,051	78,186	81,190	161,427
1,641	0	48,267	91,193	16,547	156,007
2,390	0	35,869	103,320	12,871	152,060
4,031	0	84,136	194,513	29,418	308,067
4,031	0	86,187	272,699	110,608	469,494
0	0	0	13,995	30,657	44,652

	COURT COSTS	LOCAL INFRACTION JUDGMENTS	BOND FEE	LATE SURRENDER FEE	USER FEES	ADULT PROBATION	DOCUMENT FEES
<b>RUSH</b>							
COUNTY	0	5	0	0	0	0	0
TOTAL-COURTS OF RECORD:	0	5	0	0	0	0	0
COUNTY TOTAL:	0	5	0	0	0	0	0
<b>ST. JOSEPH</b>							
ALL COURTS	96,383	0	0	0	0	0	0
TOTAL-COURTS OF RECORD:	96,383	0	0	0	0	0	0
WALKERTON TOWN	2,621	733	0	0	465	0	0
TOTAL-CITY AND TOWN:	2,621	733	0	0	465	0	0
COUNTY TOTAL:	99,004	733	0	0	465	0	0
<b>SCOTT</b>							
CIRCUIT & COUNTY	5,305	0	0	0	0	0	0
TOTAL-COURTS OF RECORD:	5,305	0	0	0	0	0	0
COUNTY TOTAL:	5,305	0	0	0	0	0	0
<b>SHELBY</b>							
ALL COURTS	4,761	0	0	0	0	0	0
TOTAL-COURTS OF RECORD:	4,761	0	0	0	0	0	0
COUNTY TOTAL:	4,761	0	0	0	0	0	0
<b>SPENCER</b>							
CIRCUIT	0	0	0	0	0	0	0
TOTAL-COURTS OF RECORD:	0	0	0	0	0	0	0
ROCKPORT CITY	1,953	14	0	0	0	0	0
TOTAL-CITY AND TOWN:	1,953	14	0	0	0	0	0
COUNTY TOTAL:	1,953	14	0	0	0	0	0
<b>STARKE</b>							
CIRCUIT	1,704	0	0	0	0	0	0
TOTAL-COURTS OF RECORD:	1,704	0	0	0	0	0	0
KNOX CITY-NOT REPORTING	0	0	0	0	0	0	0
TOTAL-CITY AND TOWN:	0	0	0	0	0	0	0
COUNTY TOTAL:	1,704	0	0	0	0	0	0
<b>STEUBEN</b>							
CIRCUIT	900	0	0	0	0	0	0
SUPERIOR	3,870	0	0	0	0	0	0
TOTAL-COURTS OF RECORD:	4,770	0	0	0	0	0	0
FREMONT TOWN	87,816	5,781	0	0	16,371	0	0
TOTAL-CITY AND TOWN:	87,816	5,781	0	0	16,371	0	0
COUNTY TOTAL:	92,586	5,781	0	0	16,371	0	0
<b>SULLIVAN</b>							
CIRCUIT & SUPERIOR	3,130	0	0	0	0	0	0
TOTAL-COURTS OF RECORD:	3,130	0	0	0	0	0	0
COUNTY TOTAL:	3,130	0	0	0	0	0	0
<b>SWITZERLAND</b>							
CIRCUIT	1,224	0	0	0	0	0	0
TOTAL-COURTS OF RECORD:	1,224	0	0	0	0	0	0
COUNTY TOTAL:	1,224	0	0	0	0	0	0
<b>TIPPECANOE</b>							
CIRCUIT	0	0	0	0	0	0	0
SUPERIOR 1	0	0	0	0	0	0	0
SUPERIOR 2	1,430	0	0	0	0	0	0
SUPERIOR 3	0	0	0	0	0	0	0
COUNTY 1	0	0	0	0	0	0	0
COUNTY 2	34,801	2,194	0	0	0	0	0
TOTAL-COURTS OF RECORD:	36,231	2,194	0	0	0	0	0
WEST LAFAYETTE CITY	21,615	7,823	0	0	4,662	0	0

<u>INTEREST</u> <u>INVESTMENT</u>	<u>OTHER</u>	<u>TOTAL</u> <u>LOCAL</u>	<u>TOTAL</u> <u>STATE</u>	<u>TOTAL</u> <u>COUNTY</u>	<u>GRAND</u> <u>TOTAL</u> <u>YEAR</u>
0	0	5	118,894	84,683	203,582
0	0	5	132,889	115,340	248,234
0	0	5	132,889	115,340	248,234
0	0	96,383	1,312,166	1,577,934	2,986,483
0	0	96,383	1,312,166	1,577,934	2,986,483
0	0	3,819	7,296	1,311	12,426
0	0	3,819	7,296	1,311	12,426
0	0	100,202	1,319,462	1,579,245	2,998,909
0	0	5,305	170,808	122,777	298,890
0	0	5,305	170,808	122,777	298,890
0	0	5,305	170,808	122,777	298,890
0	0	4,761	222,716	322,143	549,620
0	0	4,761	222,716	322,143	549,620
0	0	4,761	222,716	322,143	549,620
0	1,250	1,250	132,902	106,953	241,105
0	1,250	1,250	132,902	106,953	241,105
0	0	1,967	4,920	1,331	8,218
0	0	1,967	4,920	1,331	8,218
0	1,250	3,217	137,822	108,284	249,323
0	0	1,704	38,065	80,305	120,074
0	0	1,704	38,065	80,305	120,074
0	0	0	0	0	0
0	0	0	0	0	0
0	0	1,704	38,065	80,305	120,074
0	0	900	17,421	32,650	50,971
0	0	3,870	143,214	117,283	264,367
0	0	4,770	160,635	149,933	315,338
6,022	0	115,990	311,147	44,084	471,221
6,022	0	115,990	311,147	44,084	471,221
6,022	0	120,760	471,782	194,017	786,559
0	0	3,130	170,473	129,465	303,068
0	0	3,130	170,473	129,465	303,068
0	0	3,130	170,473	129,465	303,068
0	0	1,224	39,445	25,310	65,979
0	0	1,224	39,445	25,310	65,979
0	0	1,224	39,445	25,310	65,979
0	0	0	41,177	90,020	131,197
0	0	0	12,909	27,838	40,747
0	0	1,430	9,407	37,488	48,325
0	10	10	2,950	8,583	11,543
0	0	0	69,835	97,724	167,559
0	0	36,995	438,963	325,036	800,994
0	10	38,435	575,241	586,689	1,200,365
0	0	34,100	65,215	10,808	110,123

## REVENUE FOR LOCAL FUNDS

274

	COURT COSTS	LOCAL INFRACTION JUDGMENTS	BOND FEE	LATE SURRENDER FEE	USER FEES	ADULT PROBATION	DOCUMENT FEES
<b>TIPPECANOE</b>							
TOTAL-CITY AND TOWN:	21,615	7,823	0	0	4,662	0	0
COUNTY TOTAL:	57,846	10,017	0	0	4,662	0	0
<b>TIPTON</b>							
CIRCUIT	997	0	0	0	0	0	0
TOTAL-COURTS OF RECORD:	997	0	0	0	0	0	0
TIPTON CITY	31,611	0	0	0	5,925	0	0
SHARPSVILLE TOWN	25,098	0	0	0	4,974	0	0
TOTAL-CITY AND TOWN:	56,709	0	0	0	10,899	0	0
COUNTY TOTAL:	57,706	0	0	0	10,899	0	0
<b>UNION</b>							
CIRCUIT	1,268	156	0	0	0	0	0
TOTAL-COURTS OF RECORD:	1,268	156	0	0	0	0	0
COUNTY TOTAL:	1,268	156	0	0	0	0	0
<b>VANDERBURGH</b>							
ALL COURTS	35,506	0	0	0	0	0	0
TOTAL-COURTS OF RECORD:	35,506	0	0	0	0	0	0
COUNTY TOTAL:	35,506	0	0	0	0	0	0
<b>VERMILLION</b>							
CIRCUIT	1,332	0	0	0	0	0	0
TOTAL-COURTS OF RECORD:	1,332	0	0	0	0	0	0
CLINTON CITY	41,741	4,911	0	0	0	0	0
TOTAL-CITY AND TOWN:	41,741	4,911	0	0	0	0	0
COUNTY TOTAL:	43,073	4,911	0	0	0	0	0
<b>VIGO</b>							
ALL COURTS	0	0	0	0	0	0	0
TOTAL-COURTS OF RECORD:	0	0	0	0	0	0	0
TERRE HAUTE CITY	153,935	17,439	7,965	0	27,114	0	50
TOTAL-CITY AND TOWN:	153,935	17,439	7,965	0	27,114	0	50
COUNTY TOTAL:	153,935	17,439	7,965	0	27,114	0	50
<b>WABASH</b>							
CIRCUIT & COUNTY	0	0	0	0	0	0	0
TOTAL-COURTS OF RECORD:	0	0	0	0	0	0	0
WABASH CITY	7,835	4,402	0	0	0	0	0
NORTH MANCHESTER TOWN	3,247	30	0	0	642	0	0
TOTAL-CITY AND TOWN:	11,082	4,432	0	0	642	0	0
COUNTY TOTAL:	11,082	4,432	0	0	642	0	0
<b>WARREN</b>							
CIRCUIT	0	0	0	0	0	0	0
TOTAL-COURTS OF RECORD:	0	0	0	0	0	0	0
COUNTY TOTAL:	0	0	0	0	0	0	0
<b>WARRICK</b>							
CIRCUIT	957	0	0	0	0	0	0
SUPERIOR	11,041	0	0	0	0	0	0
TOTAL-COURTS OF RECORD:	11,998	0	0	0	0	0	0
COUNTY TOTAL:	11,998	0	0	0	0	0	0
<b>WASHINGTON</b>							
CIRCUIT & SUPERIOR	0	4,255	0	0	0	0	0
TOTAL-COURTS OF RECORD:	0	4,255	0	0	0	0	0
COUNTY TOTAL:	0	4,255	0	0	0	0	0
<b>WAYNE</b>							
CIRCUIT, SUP. 1 & 2	3,142	0	0	0	0	0	0
SUPERIOR 3	25,113	0	0	0	0	0	0
TOTAL-COURTS OF RECORD:	28,255	0	0	0	0	0	0

INTEREST INVESTMENT	OTHER	TOTAL	TOTAL	TOTAL	GRAND
		LOCAL	STATE	COUNTY	TOTAL YEAR
0	0	34,100	65,215	10,808	110,123
0	10	72,535	640,456	597,497	1,310,488
0	0	997	24,857	44,044	69,898
0	0	997	24,857	44,044	69,898
0	0	37,536	108,681	15,817	162,034
0	0	30,072	81,544	12,549	124,165
0	0	67,608	190,225	28,366	286,199
0	0	68,605	215,082	72,410	356,097
0	0	1,424	93,112	56,147	150,683
0	0	1,424	93,112	56,147	150,683
0	0	1,424	93,112	56,147	150,683
0	0	35,506	884,970	1,267,352	2,187,828
0	0	35,506	884,970	1,267,352	2,187,828
0	0	35,506	884,970	1,267,352	2,187,828
0	0	1,332	35,191	76,612	113,135
0	0	1,332	35,191	76,612	113,135
444	0	47,096	91,882	17,921	156,899
444	0	47,096	91,882	17,921	156,899
444	0	48,428	127,073	94,533	270,034
0	0	0	227,181	402,477	629,658
0	0	0	227,181	402,477	629,658
9,400	0	215,903	391,440	76,967	684,310
9,400	0	215,903	391,440	76,967	684,310
9,400	0	215,903	618,621	479,444	1,313,968
0	0	0	206,195	207,522	413,717
0	0	0	206,195	207,522	413,717
0	319	12,556	25,243	5,223	43,022
0	0	3,919	9,436	1,616	14,971
0	319	16,475	34,679	6,839	57,993
0	319	16,475	240,874	214,361	471,710
0	0	0	136,185	121,340	257,525
0	0	0	136,185	121,340	257,525
0	0	0	136,185	121,340	257,525
0	0	957	17,560	30,376	48,893
0	0	11,041	263,249	273,857	548,147
0	0	11,998	280,809	304,233	597,040
0	0	11,998	280,809	304,233	597,040
0	0	4,255	137,998	152,159	294,412
0	0	4,255	137,998	152,159	294,412
0	0	4,255	137,998	152,159	294,412
0	0	3,142	56,075	124,832	184,049
0	0	25,113	1,106,301	451,231	1,582,645
0	0	28,255	1,162,376	576,063	1,766,694

## REVENUE FOR LOCAL FUNDS

276

	COURT COSTS	LOCAL INFRACTION JUDGMENTS	BOND FEE	LATE SURRENDER FEE	USER FEES	ADULT PROBATION	DOCUMENT FEES
WAYNE							
HAGERSTOWN TOWN	3,511	0	0	0	0	0	0
TOTAL-CITY AND TOWN:	3,511	0	0	0	0	0	0
COUNTY TOTAL:	31,766	0	0	0	0	0	0
WELLS							
CIRCUIT	687	0	0	0	0	0	0
SUPERIOR	2,607	0	0	0	0	0	0
TOTAL-COURTS OF RECORD:	3,294	0	0	0	0	0	0
BLUFFTON CITY	15,750	71	0	0	3,138	0	0
TOTAL-CITY AND TOWN:	15,750	71	0	0	3,138	0	0
COUNTY TOTAL:	19,044	71	0	0	3,138	0	0
WHITE							
CIRCUIT	1,152	0	0	0	0	0	0
SUPERIOR	5,186	0	0	0	0	0	0
TOTAL-COURTS OF RECORD:	6,338	0	0	0	0	0	0
MONON-NOT REPORTING	0	0	0	0	0	0	0
TOTAL-CITY AND TOWN:	0	0	0	0	0	0	0
COUNTY TOTAL:	6,338	0	0	0	0	0	0
WHITLEY							
CIRCUIT	1,172	0	0	0	0	0	0
SUPERIOR	7,915	0	0	0	0	0	0
TOTAL-COURTS OF RECORD:	9,087	0	0	0	0	0	0
COUNTY TOTAL:	9,087	0	0	0	0	0	0

<u>INTEREST</u> <u>INVESTMENT</u>	<u>OTHER</u>	<u>TOTAL</u> <u>LOCAL</u>	<u>TOTAL</u> <u>STATE</u>	<u>TOTAL</u> <u>COUNTY</u>	<u>GRAND</u> <u>TOTAL</u> <u>YEAR</u>
0	0	3,511	7,837	1,463	12,811
0	0	3,511	7,837	1,463	12,811
0	0	31,766	1,170,213	577,526	1,779,505
0	0	687	11,873	57,158	69,718
0	0	2,607	101,255	52,457	156,319
0	0	3,294	113,128	109,615	226,037
807	0	19,766	57,714	7,815	85,295
807	0	19,766	57,714	7,815	85,295
807	0	23,060	170,842	117,430	311,332
0	0	1,152	19,195	33,467	53,814
0	0	5,186	158,269	154,093	317,548
0	0	6,338	177,464	187,560	371,362
0	0	0	0	0	0
0	0	0	0	0	0
0	0	6,338	177,464	187,560	371,362
0	0	1,172	20,926	54,909	77,007
0	0	7,915	332,277	176,280	516,472
0	0	9,087	353,203	231,189	593,479
0	0	9,087	353,203	231,189	593,479

REVENUE FOR LOCAL FUNDS

	COURT COSTS	LOCAL INFRACTION JUDGMENTS	BOND FEE	LATE SURRENDER FEE	USER FEES	ADULT PROBATION	DOCUMENT FEES
GRAND TOTAL-COURTS OF RECORD:	956,837	478,324	2,379	0	131,948	0	0
GRAND TOTAL-CITY AND TOWN:	2,391,119	299,062	17,868	5,351	358,794	312,103	28,185
GRAND TOTAL:	3,347,956	777,386	20,247	5,351	490,742	312,103	28,185



REVENUE FOR LOCAL FUNDS / TOTALS

		<u>TOTAL</u>	<u>TOTAL</u>	<u>TOTAL</u>	<u>GRAND</u>
INTEREST	OTHER	<u>LOCAL</u>	<u>STATE</u>	<u>COUNTY</u>	<u>TOTAL</u>
INVESTMENT					<u>YEAR</u>
0	17,734	1,587,222	30,429,417	35,260,739	67,277,378
75,685	29,086	3,517,253	7,617,908	1,299,909	12,435,070
75,685	46,820	5,104,475	38,047,325	36,560,648	79,712,448

## MARION COUNTY SMALL CLAIMS COURT REVENUES

280

	TO STATE FUNDS	TO COUNTY FUNDS	TO LOCAL FUND TOWNSHIP DOCKET FEES	TOTAL FOR GOVERNMENT UNITS	TO OTHERS SERV.OF PROC. CERT. MAIL	TO OTHERS SERV.OF PROC. PERS. SERV.
					*	*
CENTER TOWNSHIP DIVISION	0	0	146,679	146,679	( 13,120)	( 77,944)
DECATUR TOWNSHIP DIVISION	0	0	137,316	137,316	( 0)	( 73,661)
LAWRENCE TOWNSHIP DIVISION	0	0	87,596	87,596	( 62,185)	( 0)
PERRY TOWNSHIP DIVISION	0	0	223,145	223,145	( 14,653)	( 100,604)
PIKE TOWNSHIP DIVISION	0	0	244,119	244,119	( 21,500)	( 91,452)
WARREN TOWNSHIP DIVISION	0	0	460,958	460,958	( 296,649)	( 0)
WASHINGTON TOWNSHIP DIVISION	0	0	158,241	158,241	( 0)	( 85,900)
WAYNE TOWNSHIP DIVISION	0	0	118,172	118,172	( 0)	( 70,523)
GRAND TOTALS:	0	0	1,576,226	1,576,226	( 408,107)	( 500,084)

\* NOT INCLUDED IN TOTALS -- THESE FEES GO TO THE CONSTABLES

	JUG	C/R	REP	BAL	PBO	JCM	ADM	SEC	LCK	P/D	01H	TOT
<b>ADAMS</b>												
CIRCUIT	1	0	3	2	0	1	2	1	0	0	0	10
SUPERIOR	1	0	0	1	0	0	2	0	0	0	1	5
PROBATION	0	0	0	0	6	0	0	0	0	0	0	6
COUNTY TOTAL:	2	0	3	3	6	1	4	1	0	0	1	21
<b>ALLEN</b>												
CIRCUIT	1	0	2	0	20	1	2	1	0	22	0	49
SUPERIOR	9	5	9	0	54	0	12	1	5	0	18	113
COUNTY TOTAL:	10	5	11	0	74	1	14	2	5	22	18	162
<b>BARTHOLOMEW</b>												
CIRCUIT	1	1	3	0	6	2	0	0	0	2	6	21
SUPERIOR 1	1	0	2	0	0	0	0	0	0	1	0	4
SUPERIOR 2	1	0	1	1	0	0	0	4	0	0	2	9
ALTERNATIVE SENTENCING PROG.	0	0	0	0	5	0	0	0	0	0	0	5
COUNTY TOTAL:	3	1	6	1	11	2	0	4	0	3	8	39
<b>BENTON</b>												
CIRCUIT	1	0	2	1	3	0	0	0	0	1	0	8
COUNTY TOTAL:	1	0	2	1	3	0	0	0	0	1	0	8
<b>BLACKFORD</b>												
CIRCUIT	1	0	1	1	3	1	0	0	0	0	0	7
COUNTY	1	0	1	0	2	0	0	0	0	0	0	4
MONPELIER CITY	1	0	0	0	0	0	0	0	0	0	1	2
COUNTY TOTAL:	3	0	2	1	5	1	0	0	0	0	1	13
<b>BOONE</b>												
CIRCUIT	1	1	2	1	0	1	0	0	0	0	0	6
SUPERIOR I	1	0	1	1	0	1	0	0	0	0	0	4
SUPERIOR II	1	0	1	1	4	0	0	0	0	0	0	7
LEBANON CITY	1	0	0	1	0	0	0	0	0	0	0	2
THORNTOWN TOWN	1	0	0	0	0	0	0	0	0	0	0	1
ZIONSVILLE TOWN	1	0	0	1	0	0	0	0	0	0	2	4
JAMESTOWN TOWN	1	0	0	0	0	0	0	0	0	0	1	2
WHITESTOWN TOWN	1	0	0	1	0	0	0	0	0	0	1	3
CIR & SUP I PROBATION	0	0	0	0	3	0	0	0	0	0	0	3
COUNTY TOTAL:	8	1	4	6	7	2	0	0	0	0	4	32
<b>BROWN</b>												
CIRCUIT	1	1	2	1	4	1	0	0	0	2	0	12
COUNTY TOTAL:	1	1	2	1	4	1	0	0	0	2	0	12
<b>CARROLL</b>												
CIRCUIT	1	0	2	2	0	1	0	0	0	0	0	6
SUPERIOR	1	0	2	1	0	0	0	0	0	0	0	4
DELPHI CITY	1	0	0	0	0	0	0	0	0	0	0	1
BURLINGTON TOWN	1	0	0	0	0	0	0	0	0	0	0	1
PROBATION	0	0	0	0	2	0	0	0	0	2	0	4
COUNTY TOTAL:	4	0	4	3	2	1	0	0	0	2	0	16
<b>CASS</b>												
ALL COURTS	2	0	2	2	3	0	3	2	0	3	2	19
COUNTY TOTAL:	2	0	2	2	3	0	3	2	0	3	2	19

	JUG	C/R	REP	BAL	PBO	JCM	ADM	SEC	LCK	P/D	OTH	TOT
<b>CLARK</b>												
CIRCUIT	1	0	3	1	0	1	0	0	0	0	0	6
SUPERIOR 1	1	0	3	1	0	0	0	0	1	0	0	6
SUPERIOR 2	1	0	2	0	0	0	0	0	0	0	0	3
COUNTY	1	0	1	1	6	0	0	0	0	0	1	10
CHARLESTOWN CITY	1	0	0	0	0	0	0	0	0	0	1	2
JEFFERSONVILLE CITY	1	0	1	0	4	0	0	0	0	0	2	8
CLARKSVILLE TOWN	1	0	0	1	0	0	0	2	0	0	0	4
CIRCUIT PROBATION	0	0	0	0	1	0	0	0	0	0	0	1
SUPERIOR 1 PROBATION	0	0	0	0	7	0	0	0	0	0	0	7
PUBLIC DEFENDER	0	0	0	0	0	0	0	0	0	5	0	5
COUNTY TOTAL:	7	0	10	4	18	1	0	2	1	5	4	52
<b>CLAY</b>												
CIRCUIT	1	0	2	0	2	1	0	0	0	2	0	8
SUPERIOR	1	0	1	1	0	0	0	0	0	1	0	4
COUNTY TOTAL:	2	0	3	1	2	1	0	0	0	3	0	12
<b>CLINTON</b>												
CIRCUIT	1	0	1	0	2	1	0	1	0	0	0	6
COUNTY	1	0	2	0	2	0	0	0	0	0	0	5
FRANKFORT CITY	1	0	0	1	0	0	0	0	0	0	1	3
COUNTY TOTAL:	3	0	3	1	4	1	0	1	0	0	1	14
<b>CRAWFORD</b>												
CIRCUIT	1	0	1	1	3	1	0	0	1	3	1	12
COUNTY TOTAL:	1	0	1	1	3	1	0	0	1	3	1	12
<b>DAVISS</b>												
CIRCUIT	1	0	2	2	2	1	0	0	0	1	0	9
SUPERIOR	1	0	3	1	2	0	0	0	0	0	0	7
COUNTY TOTAL:	2	0	5	3	4	1	0	0	0	1	0	16
<b>DEARBORN</b>												
CIRCUIT	1	0	2	1	3	1	0	0	0	1	1	10
COUNTY	1	0	1	1	0	2	0	1	0	0	0	6
AURORA CITY	1	0	0	0	0	0	0	1	0	0	0	2
LAWRENCEBURG CITY	1	0	0	2	0	1	0	0	0	0	0	4
COUNTY TOTAL:	4	0	3	4	3	4	0	2	0	1	1	22
<b>DECATUR</b>												
CIRCUIT	1	0	2	1	3	1	0	0	0	0	0	8
COUNTY	1	0	1	1	1	0	0	0	0	0	1	5
COUNTY TOTAL:	2	0	3	2	4	1	0	0	0	0	1	13
<b>DEKALB</b>												
CIRCUIT	1	0	3	2	0	1	0	0	0	0	0	7
SUPERIOR	1	1	2	1	0	0	0	0	0	0	0	5
BUTLER CITY	1	0	0	0	0	0	0	0	0	0	0	1
PROBATION	0	0	0	0	6	0	0	0	0	0	0	6
COUNTY TOTAL:	3	1	5	3	6	1	0	0	0	0	0	19
<b>DELAWARE</b>												
ALL COURTS	5	8	5	10	33	2	1	13	0	8	1	86
MUNCIE CITY	1	0	0	0	0	0	0	1	0	0	0	2

## CIRCUIT, SUPERIOR, COUNTY, MUNICIPAL AND PROBATE COURT PERSONNEL

283

	JUG	C/R	REP	BAL	PBO	JCM	ADM	SEC	LCK	P/D	OTH	TOT
YORKTOWN TOWN	1	0	0	0	0	0	0	0	0	0	2	3
COUNTY TOTAL:	7	8	5	10	33	2	1	14	0	8	3	91
DUBOIS												
CIRCUIT	1	0	2	0	2	0	0	0	0	0	0	5
SUPERIOR	1	0	2	0	2	0	0	0	0	1	0	6
COUNTY TOTAL:	2	0	4	0	4	0	0	0	0	1	0	11
ELKHART												
CIRCUIT	1	1	1	2	0	1	0	3	0	1	0	10
SUPERIOR 1	1	0	2	0	0	0	0	1	1	0	0	5
SUPERIOR 2	1	0	1	1	0	0	0	2	0	0	0	5
SUPERIOR 3	1	0	1	1	0	0	0	1	0	1	1	6
COUNTY - ELKHART	1	0	2	1	0	0	0	3	0	0	0	7
COUNTY - GOSHEN	1	0	1	1	0	0	0	2	0	0	0	5
ELKHART CITY	1	0	0	1	7	0	0	1	0	0	0	10
GOSHEN CITY	1	0	0	0	2	0	0	0	0	0	3	6
NAPPANEE CITY	1	0	0	0	0	0	0	1	0	0	0	2
PROBATION	0	0	0	0	37	0	0	0	0	0	15	52
COUNTY TOTAL:	9	1	8	7	46	1	0	14	1	2	19	108
FAYETTE												
CIRCUIT	1	0	1	1	4	2	0	1	0	0	0	10
SUPERIOR	1	0	1	1	1	0	0	0	0	0	0	4
COUNTY TOTAL:	2	0	2	2	5	2	0	1	0	0	0	14
FLOYD												
CIRCUIT	1	0	2	1	0	2	0	0	0	1	1	8
SUPERIOR	1	0	1	1	2	0	0	0	0	2	0	7
COUNTY	1	0	2	1	7	0	0	0	0	1	0	12
PROBATION	0	0	0	0	6	0	0	0	0	0	0	6
COUNTY TOTAL:	3	0	5	3	15	2	0	0	0	4	1	33
FOUNTAIN												
CIRCUIT	1	1	2	1	2	1	0	0	0	0	2	10
ATTICA CITY	1	0	1	0	1	0	0	0	0	1	0	4
COUNTY TOTAL:	2	1	3	1	3	1	0	0	0	1	2	14
FRANKLIN												
CIRCUIT	1	0	2	1	1	1	0	0	0	0	0	6
COUNTY TOTAL:	1	0	2	1	1	1	0	0	0	0	0	6
FULTON												
CIRCUIT	1	0	1	1	5	1	0	0	0	2	0	11
COUNTY	1	0	1	1	0	0	0	0	0	1	0	4
COUNTY TOTAL:	2	0	2	2	5	1	0	0	0	3	0	15
GIBSON												
CIRCUIT	1	0	2	1	2	1	0	0	0	0	0	7
SUPERIOR	1	0	2	1	2	1	0	0	0	0	0	7
COUNTY TOTAL:	2	0	4	2	4	2	0	0	0	0	0	14
GRANT												
CIRCUIT	1	1	2	1	0	1	0	0	0	2	1	9
SUPERIOR 1	1	0	1	1	0	1	0	0	0	2	2	8
SUPERIOR 2	1	1	2	1	0	1	0	0	0	3	1	10

## CIRCUIT, SUPERIOR, COUNTY, MUNICIPAL AND PROBATE COURT PERSONNEL

284

	JUG	C/R	REP	BAL	PBO	JCM	ADM	SEC	LCK	P/D	OTH	TOT
COUNTY	1	0	2	1	4	0	0	0	0	1	0	9
GAS CITY-CITY	1	0	0	0	0	0	0	1	0	0	2	4
MARION CITY	1	0	0	1	0	0	0	0	0	0	0	2
PROBATION	0	0	0	0	12	0	0	0	0	0	0	12
COUNTY TOTAL:	6	2	7	5	16	3	0	1	0	8	6	54
GREENE												
CIRCUIT	1	0	1	1	2	1	0	0	0	0	1	7
SUPERIOR	1	0	3	1	0	0	0	0	0	0	0	5
COUNTY TOTAL:	2	0	4	2	2	1	0	0	0	0	1	12
HAMILTON												
CIRCUIT	1	1	2	1	0	2	1	0	0	0	1	9
SUPERIOR 1	1	1	1	1	0	0	0	1	0	0	0	5
SUPERIOR 2	1	1	1	1	0	0	0	1	1	0	1	7
SUPERIOR 3	1	0	1	1	0	0	0	1	1	0	2	7
COUNTY	1	0	1	0	0	0	0	1	0	1	9	13
CARMEL CITY	1	0	0	1	0	0	0	0	0	0	2	4
NOBLESVILLE CITY	1	0	0	1	1	0	0	0	0	0	3	6
CIR & SUP PROBATION	0	0	0	0	11	0	0	0	0	0	2	13
COUNTY PROBATION	0	0	0	0	6	0	0	0	0	0	0	6
COUNTY SUBSTANCE ABUSE	0	0	0	0	6	0	0	0	0	0	0	6
COUNTY TOTAL:	7	3	6	6	24	2	1	4	2	1	20	76
HANCOCK												
CIRCUIT	1	0	1	1	4	1	0	0	0	0	0	8
SUPERIOR	1	0	1	1	3	1	0	0	0	0	1	8
COUNTY	1	0	1	1	3	0	0	0	0	0	2	8
COUNTY TOTAL:	3	0	3	3	10	2	0	0	0	0	3	24
HARRISON												
CIRCUIT	1	0	1	1	3	2	0	0	0	3	1	12
COUNTY	1	0	1	1	2	0	0	0	0	1	0	6
COUNTY TOTAL:	2	0	2	2	5	2	0	0	0	4	1	18
HENDRICKS												
CIRCUIT	1	0	2	1	4	2	0	0	0	0	1	11
SUPERIOR 1	1	0	2	1	0	0	0	0	0	1	1	6
SUPERIOR 2	1	0	2	1	0	0	1	0	0	0	2	7
PLAINFIELD TOWN	1	0	0	0	0	0	0	0	0	0	2	3
SUPERIOR PROBATION	0	0	0	0	7	0	0	0	0	0	0	7
COUNTY TOTAL:	4	0	6	3	11	2	1	0	0	1	6	34
HENRY												
CIRCUIT	1	1	1	1	0	1	1	0	1	1	1	9
SUPERIOR	1	0	2	0	0	2	0	0	0	1	2	8
COUNTY	1	0	2	2	0	0	0	0	0	1	0	6
KNIGHTSTOWN TOWN	1	0	0	0	0	0	0	1	0	0	0	2
PROBATION	0	0	0	0	7	0	0	0	0	0	0	7
COUNTY TOTAL:	4	1	5	3	7	3	1	1	1	3	3	32
HOWARD												
CIRCUIT	1	1	3	1	25	1	0	0	0	0	2	34
SUPERIOR 1	1	0	1	1	0	0	0	0	0	0	2	5
SUPERIOR 2	1	0	1	1	0	0	0	0	0	0	0	3
COUNTY	1	0	1	0	0	0	0	4	0	0	0	6

	JUG	C/R	REP	BAL	PBO	JCM	ADM	SEC	LCK	P/D	OTH	TOT
HOST HOMES	0	0	0	0	0	0	0	0	0	0	1	1
CASA PROGRAM	0	0	0	0	0	0	0	0	0	0	1	1
DETENTION ALTERNATIVE PROGRAM	0	0	0	0	0	0	0	0	0	0	3	3
PUBLIC DEFENDER	0	0	0	0	0	0	0	0	0	10	0	10
COUNTY TOTAL:	4	1	6	3	25	1	0	4	0	10	9	63
HUNTINGTON												
CIRCUIT	1	0	1	1	4	2	0	0	0	1	1	11
SUPERIOR	1	0	2	0	0	0	0	0	0	1	1	5
ROANOKE TOWN	1	0	0	0	0	0	0	0	0	0	1	2
COUNTY TOTAL:	3	0	3	1	4	2	0	0	0	2	3	18
JACKSON												
CIRCUIT	1	0	1	1	0	1	0	0	0	1	2	7
SUPERIOR	1	2	0	1	0	0	0	0	0	0	0	4
PROBATION	0	0	0	0	6	0	0	0	0	0	0	6
COUNTY TOTAL:	2	2	1	2	6	1	0	0	0	1	2	17
JASPER												
CIRCUIT	1	0	1	1	5	1	1	0	0	1	1	12
SUPERIOR	1	0	2	2	0	0	1	1	0	1	0	8
DEMOTTE TOWN	1	0	0	0	0	0	0	1	0	0	0	2
WHEATFIELD TOWN	1	0	0	0	0	0	0	0	0	0	0	1
COUNTY TOTAL:	4	0	3	3	5	1	2	2	0	2	1	23
JAY												
CIRCUIT	1	0	2	1	2	1	0	0	0	1	0	8
SUPERIOR	1	0	2	1	2	0	0	0	0	1	0	7
DUNKIRK CITY	1	0	0	0	0	0	0	0	0	0	2	3
PORTLAND CITY	1	0	0	0	0	0	0	0	0	0	1	2
COUNTY TOTAL:	4	0	4	2	4	1	0	0	0	2	3	20
JEFFERSON												
CIRCUIT	1	1	1	1	2	1	0	0	1	0	1	9
COUNTY	1	0	2	1	0	0	0	0	0	0	1	5
COUNTY TOTAL:	2	1	3	2	2	1	0	0	1	0	2	14
JENNINGS												
CIRCUIT	1	1	2	1	3	1	0	0	0	1	1	11
NORTH VERNON CITY	1	0	0	0	0	0	0	0	0	0	1	2
COUNTY TOTAL:	2	1	2	1	3	1	0	0	0	1	2	13
JOHNSON												
CIRCUIT	1	1	3	1	11	2	0	3	0	2	0	24
SUPERIOR 1	1	0	1	1	0	1	0	0	0	1	3	8
SUPERIOR 2	1	0	2	1	0	1	1	0	0	1	3	10
FRANKLIN CITY	1	0	0	1	0	0	0	0	0	0	2	4
GREENWOOD CITY	1	0	0	1	0	0	0	0	0	0	2	4
NEW WHITELAND TOWN	1	0	0	0	0	0	1	0	0	0	1	3
COUNTY TOTAL:	6	1	6	5	11	4	2	3	0	4	11	53
KNOX												
CIRCUIT	1	0	3	0	0	1	0	0	0	0	0	5
SUPERIOR 1	1	0	2	1	4	0	1	0	0	2	0	11
SUPERIOR 2	1	0	2	1	0	0	0	0	0	0	1	5
BICKNELL CITY	1	0	0	0	0	0	0	0	0	0	0	1
COUNTY TOTAL:	4	0	7	2	4	1	1	0	0	2	1	22





CIRCUIT, SUPERIOR, COUNTY, MUNICIPAL AND PROBATE COURT PERSONNEL

	JUG	C/R	REP	BAL	PBO	JCM	ADM	SEC	LCK	P/D	OTH	TOT
SUPERIOR, CIV. 2	1	1	2	2	0	0	0	0	0	0	0	6
SUPERIOR, CIV. 3	1	1	2	2	0	0	0	0	0	0	0	6
SUPERIOR, CIV. 4	1	1	2	2	0	0	0	0	0	0	0	6
SUPERIOR, CIV. 5	1	1	2	2	0	0	0	0	0	0	0	6
SUPERIOR, CIV. 6	1	1	2	2	0	0	0	0	1	0	0	7
SUPERIOR, CIV. 7	1	1	2	3	0	0	0	0	0	0	0	7
SUPERIOR PROBATE	1	4	2	2	0	0	1	0	0	1	3	14
SUPERIOR JUVENILE	1	4	6	6	64	0	0	0	0	4	46	131
MUNICIPAL	16	4	17	43	56	0	19	3	0	31	38	227
SUPERIOR, CRIM. 1	1	1	2	2	0	0	3	1	0	5	0	15
SUPERIOR, CRIM. 2	1	1	2	2	0	0	0	1	0	5	0	12
SUPERIOR, CRIM. 3	1	1	2	2	0	0	0	1	0	5	3	15
SUPERIOR, CRIM. 4	1	1	2	2	0	0	0	1	0	5	3	15
SUPERIOR, CRIM. 5	1	1	2	2	0	0	0	1	0	5	3	15
SUPERIOR, CRIM. 6	1	1	2	2	0	0	0	1	0	6	5	18
CENTER TOWNSHIP	1	0	0	0	0	0	0	0	0	0	5	6
DECATUR TOWNSHIP	1	0	0	0	0	0	1	0	0	0	3	5
LAWRENCE TOWNSHIP	1	0	0	0	0	0	0	3	0	0	0	4
PERRY TOWNSHIP	1	0	0	0	0	0	0	0	0	0	5	6
PIKE TOWNSHIP	1	0	0	0	0	0	0	8	0	0	0	9
WARREN TOWNSHIP	1	0	0	0	0	0	2	8	0	0	0	11
WASHINGTON TOWNSHIP	1	0	0	0	0	0	0	0	0	0	5	6
WAYNE TOWNSHIP	1	0	0	0	0	0	0	0	0	0	1	2
CRIMINAL PROBATION	0	0	0	0	45	0	0	0	0	0	0	45
COURT SERVICES	0	0	0	0	0	0	0	0	0	0	0	0
COUNTY TOTAL:	40	31	53	81	165	0	26	28	1	68	120	613
MARSHALL												
CIRCUIT	1	0	1	1	0	1	1	0	0	1	0	6
SUPERIOR 1	1	0	1	1	0	0	1	0	0	1	0	5
SUPERIOR 2	1	0	1	1	0	0	1	1	0	1	2	8
PROBATION	0	0	0	0	8	0	0	0	0	0	0	8
COUNTY TOTAL:	3	0	3	3	8	1	3	1	0	3	2	27
MARTIN												
CIRCUIT	1	0	1	1	2	2	0	0	0	0	0	7
COUNTY TOTAL:	1	0	1	1	2	2	0	0	0	0	0	7
MIAMI												
CIRCUIT	1	0	1	1	0	1	0	1	0	1	0	6
SUPERIOR	1	0	1	1	0	0	0	0	0	1	0	4
PERU CITY	1	0	0	0	0	0	0	0	0	0	1	2
BUNKER HILL TOWN	1	0	0	0	0	0	0	0	0	0	0	1
PROBATION	0	0	0	0	6	0	0	0	0	0	0	6
COUNTY TOTAL:	4	0	2	2	6	1	0	1	0	2	1	19
MONROE												
ALL COURTS	6	1	15	0	37	0	8	4	0	0	0	71
PUBLIC DEFENDER	0	0	0	0	0	0	0	0	0	10	0	10
COUNTY TOTAL:	6	1	15	0	37	0	8	4	0	10	0	81
MONTGOMERY												
CIRCUIT	1	0	2	1	0	0	0	0	0	3	0	7
COUNTY	1	0	1	1	0	0	0	0	1	0	1	5
CRAWFORDSVILLE CITY	1	0	0	0	0	0	0	0	0	0	0	1
PROBATION	0	0	0	0	5	0	0	0	0	0	0	5
COUNTY TOTAL:	3	0	3	2	5	0	0	0	1	3	1	18

CIRCUIT, SUPERIOR, COUNTY, MUNICIPAL AND PROBATE COURT PERSONNEL

	JUG	C/R	REP	BAL	PBO	JCM	ADM	SEC	LCK	P/D	OTH	TOT
<b>MORGAN</b>												
CIRCUIT	1	0	1	1	0	0	0	2	1	0	0	6
SUPERIOR	1	0	1	1	0	0	0	0	0	0	2	5
COUNTY	1	0	1	1	0	0	0	0	0	0	3	6
MARTINSVILLE CITY	1	0	0	1	0	0	0	0	0	0	1	3
MOORESVILLE TOWN	1	0	0	0	0	0	2	0	0	0	2	5
PROBATION	0	0	0	0	12	0	0	0	0	0	0	12
COUNTY TOTAL:	5	0	3	4	12	0	2	2	1	0	8	37
<b>NEWTON</b>												
CIRCUIT	1	0	1	1	1	0	1	0	0	0	0	5
SUPERIOR	1	0	1	1	2	0	1	1	0	2	0	9
COUNTY TOTAL:	2	0	2	2	3	0	2	1	0	2	0	14
<b>NOBLE</b>												
CIRCUIT	1	0	1	1	4	0	0	1	0	3	0	11
SUPERIOR	1	1	1	1	2	0	0	0	0	3	0	9
COUNTY	1	0	2	1	1	0	0	0	0	3	0	8
CROMWELL TOWN	1	0	0	1	0	0	0	0	0	0	0	2
COUNTY TOTAL:	4	1	4	4	7	0	0	1	0	9	0	30
<b>OHIO</b>												
CIRCUIT	1	0	1	1	2	0	0	0	0	1	0	6
SUPERIOR	1	0	1	1	1	0	0	0	0	2	1	7
COUNTY TOTAL:	2	0	2	2	3	0	0	0	0	3	1	13
<b>ORANGE</b>												
CIRCUIT	1	0	1	1	1	0	0	0	0	0	0	4
COUNTY	1	0	1	0	0	0	0	0	0	0	0	2
COUNTY TOTAL:	2	0	2	1	1	0	0	0	0	0	0	6
<b>OWEN</b>												
CIRCUIT	1	1	1	1	2	0	0	0	0	1	0	7
COUNTY TOTAL:	1	1	1	1	2	0	0	0	0	1	0	7
<b>PARKE</b>												
CIRCUIT	1	0	3	2	1	0	0	0	0	0	1	8
PROBATION	0	0	0	0	2	0	0	0	0	0	0	2
COUNTY TOTAL:	1	0	3	2	3	0	0	0	0	0	1	10
<b>PERRY</b>												
CIRCUIT	1	0	2	0	1	0	0	1	0	0	0	5
TELL CITY - NOT REPORTING	0	0	0	0	0	0	0	0	0	0	0	0
COUNTY TOTAL:	1	0	2	0	1	0	0	1	0	0	0	5
<b>PIKE</b>												
CIRCUIT	1	1	3	1	1	0	0	0	0	1	2	10
COUNTY TOTAL:	1	1	3	1	1	0	0	0	0	1	2	10
<b>PORTER</b>												
CIRCUIT	1	0	1	1	10	0	0	1	0	0	0	14
SUPERIOR 1	1	1	2	1	0	0	0	3	0	0	0	8
SUPERIOR 2	1	0	1	1	15	0	0	1	0	7	0	26
SUPERIOR 3	1	0	1	1	0	0	0	0	1	0	0	4
SUPERIOR 4	1	0	1	1	0	0	0	1	0	0	0	4

## CIRCUIT, SUPERIOR, COUNTY, MUNICIPAL AND PROBATE COURT PERSONNEL

289

	JUG	C/R	REP	BAL	PBO	JCM	ADM	SEC	LCK	P/D	OTH	TOT
CHESTERION TOWN	1	0	0	1	0	0	0	0	0	0	2	4
COUNTY TOTAL:	6	1	6	6	25	0	0	6	1	7	2	60
POSEY												
CIRCUIT	1	0	3	1	2	0	0	0	0	0	0	7
COUNTY	1	0	2	0	1	0	0	0	0	1	0	5
COUNTY TOTAL:	2	0	5	1	3	0	0	0	0	1	0	12
PULASKI												
CIRCUIT	1	0	1	1	3	0	1	0	0	0	1	8
COUNTY	1	0	1	0	0	0	1	0	0	1	0	4
COUNTY TOTAL:	2	0	2	1	3	0	2	0	0	1	1	12
PUTNAM												
CIRCUIT	1	0	1	1	3	2	0	0	0	0	0	8
COUNTY	1	0	3	0	0	0	0	0	0	2	0	6
COUNTY TOTAL:	2	0	4	1	3	2	0	0	0	2	0	14
RANDOLPH												
CIRCUIT	1	0	1	1	2	0	0	1	0	0	0	6
SUPERIOR	1	0	1	1	0	0	0	0	0	0	0	3
WINCHESTER CITY	1	0	0	0	0	0	0	1	0	0	0	2
UNION CITY - CITY	1	0	0	0	0	0	0	0	0	0	0	1
COUNTY TOTAL:	4	0	2	2	2	0	0	2	0	0	0	12
RIPLEY												
CIRCUIT - NOT REPORTING	0	0	0	0	0	0	0	0	0	0	0	0
BATESVILLE CITY	1	0	0	0	0	0	0	0	0	0	1	2
VERSAILLES TOWN	1	0	0	0	0	0	0	0	0	0	1	2
COUNTY TOTAL:	2	0	0	0	0	0	0	0	0	0	2	4
RUSH												
CIRCUIT	1	0	1	2	1	1	1	0	0	2	0	9
COUNTY	1	0	1	0	1	0	0	0	0	2	0	5
COUNTY TOTAL:	2	0	2	2	2	1	1	0	0	4	0	14
ST. JOSEPH												
CIRCUIT	1	1	2	1	16	2	0	1	1	14	2	41
SUPERIOR	7	1	7	7	0	2	1	7	0	0	0	32
WALKERTON TOWN	1	0	0	1	0	0	0	0	0	0	2	4
PROBATE	1	0	1	2	0	0	0	0	0	0	1	5
JUVENILE	0	1	0	0	22	0	0	0	0	0	0	23
COUNTY TOTAL:	10	3	10	11	38	4	1	8	1	14	5	105
SCOTT												
CIRCUIT	1	0	1	1	1	2	0	0	0	1	2	9
COUNTY	1	0	1	1	0	0	0	0	0	0	1	4
COUNTY TOTAL:	2	0	2	2	1	2	0	0	0	1	3	13
SHELBY												
CIRCUIT	1	0	1	1	0	0	0	1	0	0	0	4
SUPERIOR 1	1	0	1	2	0	0	0	0	0	0	0	4
SUPERIOR 2	1	0	1	1	0	0	0	0	0	0	0	3
PROBATION	0	0	0	0	7	0	0	0	0	0	0	7
COUNTY TOTAL:	3	0	3	4	7	0	0	1	0	0	0	18
SPENCER												
CIRCUIT	1	0	1	0	1	0	0	0	0	0	1	4

## CIRCUIT, SUPERIOR, COUNTY, MUNICIPAL AND PROBATE COURT PERSONNEL

290

	JUG	C/R	REP	BAL	PBO	JCM	ADM	SEC	LCK	P/D	OTH	TOT
ROCKPORT CITY	1	0	0	0	0	0	0	0	0	0	0	1
COUNTY TOTAL:	2	0	1	0	1	0	0	0	0	0	1	5
STARKE												
CIRCUIT	1	1	1	2	2	0	1	0	0	0	1	9
KNOX CITY	1	1	0	1	0	0	0	0	0	1	1	5
COUNTY TOTAL:	2	2	1	3	2	0	1	0	0	1	2	14
STEBEN												
CIRCUIT	1	0	1	0	5	1	1	0	0	1	0	10
SUPERIOR	1	0	1	1	2	0	0	1	0	1	0	7
FREMONT TOWN	1	0	0	0	0	0	0	0	0	0	1	2
COUNTY TOTAL:	3	0	2	1	7	1	1	1	0	2	1	19
SULLIVAN												
CIRCUIT	1	0	1	1	2	0	0	1	0	0	0	6
SUPERIOR	1	0	1	0	2	0	0	1	0	0	0	5
COUNTY TOTAL:	2	0	2	1	4	0	0	2	0	0	0	11
SWITZERLAND												
CIRCUIT	1	0	0	1	1	1	0	0	0	1	0	5
SUPERIOR	1	0	1	1	0	0	0	0	0	1	0	4
COUNTY TOTAL:	2	0	1	2	1	1	0	0	0	2	0	9
TIPPECANOE												
CIRCUIT	1	1	1	1	11	1	0	0	0	0	1	17
SUPERIOR 1	1	0	2	1	0	1	0	0	0	0	0	5
SUPERIOR 2	1	0	1	1	0	1	0	0	0	0	1	5
SUPERIOR 3	1	0	1	1	0	0	2	0	0	0	1	6
COUNTY I	1	0	1	1	0	0	0	1	0	0	0	4
COUNTY II	1	0	1	2	0	0	0	2	0	0	0	6
WEST LAFAYETTE CITY	1	0	0	0	0	0	0	1	0	0	0	2
COUNTY TOTAL:	7	1	7	7	11	3	2	4	0	0	3	45
TIPTON												
CIRCUIT	1	1	1	2	4	2	0	0	0	1	1	13
TIPTON CITY	1	0	0	0	0	0	0	0	0	0	1	2
SHARPSVILLE TOWN	1	0	0	0	0	0	0	0	0	0	1	2
COUNTY TOTAL:	3	1	1	2	4	2	0	0	0	1	3	17
UNION												
CIRCUIT	1	1	2	1	1	0	0	0	0	1	0	7
COUNTY TOTAL:	1	1	2	1	1	0	0	0	0	1	0	7
VANDERBURGH												
CIRCUIT	1	0	12	3	35	2	0	0	2	5	1	61
SUPERIOR	7	2	10	13	15	0	2	8	0	8	4	69
COMMUNITY CORRECTIONS FACILITY	0	0	0	0	0	0	0	0	0	0	54	54
COUNTY TOTAL:	8	2	22	16	50	2	2	8	2	13	59	184
VERMILLION												
CIRCUIT	1	0	1	1	2	0	0	0	0	0	0	5
CLINTON CITY	1	0	0	0	0	0	0	0	0	0	1	2
COUNTY TOTAL:	2	0	1	1	2	0	0	0	0	0	1	7
VIGO												
VIGO ALL COURTS	1	1	6	5	7	1	0	5	0	8	3	37

## CIRCUIT, SUPERIOR, COUNTY, MUNICIPAL AND PROBATE COURT PERSONNEL

291

	JUG	C/R	REP	BAL	PBO	JCM	ADM	SEC	LCK	P/D	OTH	TOT
TERRE HAUTE CITY	1	0	1	0	0	0	0	0	0	0	0	2
JUVENILE	0	0	1	0	21	0	0	0	0	0	0	22
COUNTY TOTAL:	2	1	8	5	28	1	0	5	0	8	3	61
WABASH												
CIRCUIT	1	0	1	1	5	2	0	0	0	2	2	14
COUNTY	1	0	1	1	1	0	0	0	0	2	0	6
WABASH CITY	1	0	0	0	0	0	0	0	0	0	2	3
NORTH MANCHESTER TOWN	1	0	0	0	0	0	0	0	0	0	0	1
COUNTY TOTAL:	4	0	2	2	6	2	0	0	0	4	4	24
WARREN												
CIRCUIT	1	0	1	1	1	1	0	0	0	0	1	6
COUNTY TOTAL:	1	0	1	1	1	1	0	0	0	0	1	6
WARRICK												
CIRCUIT	1	0	2	1	2	0	0	0	0	1	0	7
SUPERIOR	1	0	5	1	1	0	0	0	0	1	0	9
COUNTY TOTAL:	2	0	7	2	3	0	0	0	0	2	0	16
WASHINGTON												
CIRCUIT	1	0	2	1	3	0	0	0	0	1	0	8
SUPERIOR	1	0	1	1	0	0	0	0	0	0	0	3
COUNTY TOTAL:	2	0	3	2	3	0	0	0	0	1	0	11
WAYNE												
CIRCUIT	1	0	1	1	0	0	0	0	0	0	0	3
SUPERIOR 1	1	0	1	1	0	0	0	0	0	0	0	3
SUPERIOR 2	1	0	1	1	0	0	0	0	0	1	0	4
SUPERIOR 3	1	0	1	1	0	0	0	3	1	1	1	9
HAGERSTOWN TOWN	1	0	0	0	0	0	0	0	0	0	1	2
PROBATION	0	0	0	0	11	0	0	0	0	0	0	11
PUBLIC DEFENDER	0	0	0	0	0	0	0	0	0	5	0	5
COURT SCHEDULING	0	0	0	0	0	0	3	0	0	0	0	3
COUNTY TOTAL:	5	0	4	4	11	0	3	3	1	7	2	40
WELLS												
CIRCUIT	1	0	1	1	3	0	0	0	0	1	1	8
SUPERIOR	1	0	1	1	2	0	0	0	0	1	1	7
BLUFFTON CITY	1	0	0	0	0	0	0	0	0	0	1	2
COUNTY TOTAL:	3	0	2	2	5	0	0	0	0	2	3	17
WHITE												
CIRCUIT	1	0	1	1	3	0	1	0	0	0	0	7
SUPERIOR	1	0	1	1	0	0	1	0	0	0	0	4
MONON TOWN - NOT REPORTING	0	0	0	0	0	0	0	0	0	0	0	0
COUNTY TOTAL:	2	0	2	2	3	0	2	0	0	0	0	11
WHITLEY												
CIRCUIT	1	0	1	1	2	2	0	0	0	0	1	8
SUPERIOR	1	1	3	1	2	0	0	0	0	0	0	8
COUNTY TOTAL:	2	1	4	2	4	2	0	0	0	0	1	16
GRAND TOTAL:	357	103	439	412	115	92	108	192	29	350	461	3658

**1989**  
**INDIANA JUDICIAL REPORT**  
**VOLUME III**

DIVISION OF STATE COURT ADMINISTRATION  
ROOM 323, STATEHOUSE  
INDIANAPOLIS,  
INDIANA 46204

127445  
(part III)

U.S. Department of Justice  
National Institute of Justice


This document has been reproduced exactly as received from the person or organization originating it. Points of view or opinions stated in this document are those of the authors and do not necessarily represent the official position or policies of the National Institute of Justice.

Permission to reproduce this copyrighted material has been granted by  
Indiana Division of State Court  
Administration

to the National Criminal Justice Reference Service (NCJRS).

Further reproduction outside of the NCJRS system requires permission of the copyright owner.

127445<sup>MP1</sup>  
Vol 3



1989 INDIANA JUDICIAL REPORT

TABLE OF CONTENTS

VOLUME III

	Page
Introduction . . . . .	iii
Case Type Categories Key . . . . .	1
 <u>METHOD OF CASE DISPOSITION</u>	
Jury Trials . . . . .	2
Bench . . . . .	34
Dismissed . . . . .	66
Guilty Pleas/Admissions/Default . . . . .	98
Violations Bureau/Closed . . . . .	130
 <u>VENUED AND TRANSFERRED CASES</u>	
Venued In . . . . .	162
Venued Out . . . . .	194
Transferred Out . . . . .	226

VOLUME III

Volume III of the 1989 Indiana Judicial Report contains data which further defines the trial court caseloads reported in Volume II. This information includes individual court data on the type of case disposition, i.e. by jury trial, dismissed, etc. It also contains tables on the number and type of cases venued into and out of each court.

For a more extensive discussion of the reporting system and Indiana's judicial system, readers should refer to Volumes I and II.



CASE TYPE CATEGORIES

CF - Criminal Felony  
CM - Criminal Misdemeanor  
RCR - Re-Docketed Criminal  
MC - Miscellaneous Criminal  
IF - Infractions  
OV - All Ordinance Violations  
JC - Juvenile CHINS  
JD - Juvenile Delinquency  
JS - Juvenile Status  
JP - Juvenile Paternity  
JM - Juvenile Miscellaneous  
RJ - Re-Docketed Juvenile  
CP - Civil Plenary  
CT - Civil Tort  
SC - Small Claims  
RCV - Re-Docketed Civil  
DR - Domestic Relations  
RDR - Re-Docketed Domestic Relations  
MH - Mental Health  
AD - Adoptions  
ES - Estates  
GU - Guardianships  
TR - Trusts  
MI - Miscellaneous













































METHOD OF DISPOSITION  
DISPOSED BY JURY TRIAL  
- - - CRIMINAL - - -

	CF	CM	RCR	MC	IF	OV	JC	JD	JS	JP	JM	RJ
OWEN												
TOTAL-COURTS OF RECORD:	1	2	0	0	0	0	0	0	0	0	0	0
GRAND TOTAL:	1	2	0	0	0	0	0	0	0	0	0	0
PARKE												
CIRCUIT	6	0	0	0	0	0	0	0	0	5	0	0
TOTAL-COURTS OF RECORD:	6	0	0	0	0	0	0	0	0	5	0	0
GRAND TOTAL:	6	0	0	0	0	0	0	0	0	5	0	0
FERRY												
CIRCUIT	1	0	0	0	0	0	0	0	0	0	0	0
TOTAL-COURTS OF RECORD:	1	0	0	0	0	0	0	0	0	0	0	0
TELL CITY CITY	0	0	0	0	0	0	0	0	0	0	0	0
NOT REPORTING												
TOTAL-CITY AND TOWN:	0	0	0	0	0	0	0	0	0	0	0	0
GRAND TOTAL:	1	0	0	0	0	0	0	0	0	0	0	0
PIKE												
CIRCUIT	0	1	0	0	0	0	0	0	0	0	0	0
TOTAL-COURTS OF RECORD:	0	1	0	0	0	0	0	0	0	0	0	0
GRAND TOTAL:	0	1	0	0	0	0	0	0	0	0	0	0
PORTER												
CIRCUIT, SUP 1 & 2	10	0	0	1	0	0	0	0	0	0	0	0
SUPERIOR 3	5	1	0	0	0	0	0	0	0	0	0	0
SUPERIOR 4	2	12	0	0	0	0	0	0	0	0	0	0
TOTAL-COURTS OF RECORD:	17	13	0	1	0	0	0	0	0	0	0	0
CHESTERION TOWN	0	0	0	0	0	0	0	0	0	0	0	0
TOTAL-CITY AND TOWN:	0	0	0	0	0	0	0	0	0	0	0	0
GRAND TOTAL:	17	13	0	1	0	0	0	0	0	0	0	0
POSEY												
CIRCUIT	6	1	0	0	0	0	0	0	0	0	0	0
COUNTY	1	5	0	0	2	0	0	0	0	0	0	0
TOTAL-COURTS OF RECORD:	7	6	0	0	2	0	0	0	0	0	0	0
GRAND TOTAL:	7	6	0	0	2	0	0	0	0	0	0	0
PULASKI												
CIRCUIT	1	0	0	0	0	0	0	0	0	0	0	0
COUNTY	0	1	0	0	0	0	0	0	0	0	0	0
TOTAL-COURTS OF RECORD:	1	1	0	0	0	0	0	0	0	0	0	0
GRAND TOTAL:	1	1	0	0	0	0	0	0	0	0	0	0
PUTNAM												
CIRCUIT	2	0	0	0	0	0	0	0	0	0	0	0
COUNTY	1	4	0	0	1	0	0	0	0	0	0	0
TOTAL-COURTS OF RECORD:	3	4	0	0	1	0	0	0	0	0	0	0
GRAND TOTAL:	3	4	0	0	1	0	0	0	0	0	0	0
RANDOLPH												
CIRCUIT	3	0	0	0	0	0	0	0	0	0	0	0
SUPERIOR	0	1	0	0	0	0	0	0	0	0	0	0





















METHOD OF DISPOSITION  
 DISPOSED BY JURY TRIAL  
 - - - CRIMINAL - - -

	CF	CM	RCK	MC	IF	OV	JC	JD	JS	JP	JM	RJ
TOTALS FOR SUPERIOR AND CIRCUIT COURTS	1,148	151	8	2	15	0	0	0	0	13	0	0
TOTALS FOR COUNTY AND MUNICIPAL COURTS	105	99	2	1	5	0	0	0	0	0	0	0
TOTALS FOR SMALL CLAIM COURTS	0	0	0	0	0	0	0	0	0	0	0	0
TOTALS FOR CITY AND TOWN COURTS	0	1	0	0	0	0	0	0	0	0	0	0
TOTALS FOR ALL COURTS	1,253	251	10	3	20	0	0	0	0	13	0	0



METHOD OF DISPOSITION  
 DISPOSED BY JURY TRIAL  
 --- CIVIL ---

CP	CT	SC	RCV	DR	RDR	MH	AD	ES	GU	TR	MI	TOTAL
675	15	0	4	53	0	0	4	1	1	0	25	2,115
40	0	0	0	0	0	0	0	0	0	0	0	252
0	0	0	0	0	0	0	0	0	0	0	0	0
1	0	0	0	0	0	0	0	0	0	0	0	2
716	15	0	4	53	0	0	4	1	1	0	25	2,369

METHOD OF DISPOSITION  
DISPOSED BY BENCH TRIAL  
- - - CRIMINAL - - -

	CF	CM	RCR	MC	IF	OV	JC	JD	JS	JP	JM	RJ
<b>ADAMS</b>												
CIRCUIT	3	1	34	0	0	0	20	20	1	31	1	105
SUPERIOR	2	43	0	0	61	0	0	0	0	0	0	0
TOTAL-COURTS OF RECORD:	5	44	34	0	61	0	20	20	1	31	1	105
GRAND TOTAL:	5	44	34	0	61	0	20	20	1	31	1	105
<b>ALLEN</b>												
CIRCUIT	6	0	96	69	0	0	0	0	0	0	0	0
SUPERIOR	10	180	97	2	178	87	116	37	0	134	0	166
TOTAL-COURTS OF RECORD:	16	180	193	71	178	87	116	37	0	134	0	166
GRAND TOTAL:	16	180	193	71	178	87	116	37	0	134	0	166
<b>BARTHOLOMEW</b>												
CIRCUIT	2	0	104	4	0	0	18	37	0	23	12	59
SUPERIOR 1	10	0	63	0	0	0	0	0	0	0	0	0
SUPERIOR 2	5	236	13	0	394	2	0	0	0	0	0	0
TOTAL-COURTS OF RECORD:	17	236	180	4	394	2	18	37	0	23	12	59
GRAND TOTAL:	17	236	180	4	394	2	18	37	0	23	12	59
<b>BENTON</b>												
CIRCUIT	27	109	0	1	88	0	0	0	0	1	0	0
TOTAL-COURTS OF RECORD:	27	109	0	1	88	0	0	0	0	1	0	0
GRAND TOTAL:	27	109	0	1	88	0	0	0	0	1	0	0
<b>BLACKFORD</b>												
CIRCUIT	0	1	3	0	0	0	4	5	0	15	1	0
COUNTY	0	15	0	0	4	2	0	0	0	0	0	0
TOTAL-COURTS OF RECORD:	0	16	3	0	4	2	4	5	0	15	1	0
MONPELIER CITY	0	0	0	0	0	0	0	0	0	0	0	0
TOTAL-CITY AND TOWN:	0	0	0	0	0	0	0	0	0	0	0	0
GRAND TOTAL:	0	16	3	0	4	2	4	5	0	15	1	0
<b>BOONE</b>												
CIRCUIT	0	0	25	0	0	0	37	70	0	13	54	0
SUPERIOR 1	1	0	5	0	0	0	0	0	0	0	0	0
SUPERIOR 2	0	22	0	0	17	0	0	0	0	0	0	0
TOTAL-COURTS OF RECORD:	1	22	30	0	17	0	37	70	0	13	54	0
LEBANON CITY	0	6	0	0	1	0	0	0	0	0	0	0
THORNTOWN TOWN	0	7	0	0	38	0	0	0	0	0	0	0
ZIONSVILLE TOWN	0	7	0	0	25	8	0	0	0	0	0	0
JAMESTOWN TOWN	0	0	0	0	0	0	0	0	0	0	0	0
WHITESTOWN TOWN	0	0	0	0	0	11	0	0	0	0	0	0
TOTAL-CITY AND TOWN:	0	20	0	0	64	19	0	0	0	0	0	0
GRAND TOTAL:	1	42	30	0	81	19	37	70	0	13	54	0
<b>BROWN</b>												
CIRCUIT	0	12	14	0	17	0	0	0	0	1	0	0
TOTAL-COURTS OF RECORD:	0	12	14	0	17	0	0	0	0	1	0	0
GRAND TOTAL:	0	12	14	0	17	0	0	0	0	1	0	0
<b>CARROLL</b>												
CIRCUIT	1	0	31	3	0	0	2	0	0	11	0	18
SUPERIOR	0	17	6	1	76	0	0	3	0	5	0	12



METHOD OF DISPOSITION  
DISPOSED BY BENCH TRIAL  
- - - CRIMINAL - - -

	CF	CM	RCR	MC	IF	OV	JC	JD	JS	JP	JM	RJ
<b>CARROLL</b>												
TOTAL-COURTS OF RECORD:	1	17	37	4	76	0	2	3	0	16	0	30
DELPHI CITY	0	0	0	0	0	0	0	0	0	0	0	0
BURLINGTON TOWN	0	0	0	0	0	0	0	0	0	0	0	0
TOTAL-CITY AND TOWN:	0	0	0	0	0	0	0	0	0	0	0	0
GRAND TOTAL:	1	17	37	4	76	0	2	3	0	16	0	30
<b>CASS</b>												
CIRCUIT	53	1	8	0	0	0	19	49	0	60	0	57
SUPERIOR	29	75	6	0	39	0	0	0	0	0	0	0
TOTAL-COURTS OF RECORD:	82	76	14	0	39	0	19	49	0	60	0	57
GRAND TOTAL:	82	76	14	0	39	0	19	49	0	60	0	57
<b>CLARK</b>												
CIRCUIT	2	0	2	2	0	0	0	0	0	3	0	0
SUPERIOR 1	6	0	53	0	0	0	21	51	2	76	0	40
SUPERIOR 2	0	0	0	0	0	0	1	0	0	19	3	7
COUNTY	1	1	4	0	45	0	0	0	0	0	0	0
TOTAL-COURTS OF RECORD:	9	1	59	2	45	0	22	51	2	98	3	47
CHARLESTOWN CITY	0	57	0	39	50	43	0	0	0	0	0	0
JEFFERSONVILLE CITY	0	4	60	0	0	0	0	0	0	0	0	0
CLARKSVILLE TOWN	0	8	0	0	0	1	0	0	0	0	0	0
TOTAL-CITY AND TOWN:	0	69	60	39	50	44	0	0	0	0	0	0
GRAND TOTAL:	9	70	119	41	95	44	22	51	2	98	3	47
<b>CLAY</b>												
CIRCUIT	0	0	21	0	0	0	7	47	1	37	0	116
SUPERIOR	0	2	37	0	17	0	0	0	0	0	0	0
TOTAL-COURTS OF RECORD:	0	2	58	0	17	0	7	47	1	37	0	116
GRAND TOTAL:	0	2	58	0	17	0	7	47	1	37	0	116
<b>CLINTON</b>												
CIRCUIT	0	0	1	0	0	0	0	4	0	5	16	14
COUNTY	0	22	0	0	62	0	0	0	0	0	0	0
UPGRADED TO SUPERIOR 7-1-90												
TOTAL-COURTS OF RECORD:	0	22	1	0	62	0	0	4	0	5	16	14
FRANKFORT CITY	0	1	0	0	0	0	0	0	0	0	0	0
TOTAL-CITY AND TOWN:	0	1	0	0	0	0	0	0	0	0	0	0
GRAND TOTAL:	0	23	1	0	62	0	0	4	0	5	16	14
<b>CRAWFORD</b>												
CIRCUIT	3	1	4	0	0	0	0	0	0	2	0	0
TOTAL-COURTS OF RECORD:	3	1	4	0	0	0	0	0	0	2	0	0
GRAND TOTAL:	3	1	4	0	0	0	0	0	0	2	0	0
<b>DAVISS</b>												
CIRCUIT	0	0	11	5	0	0	6	25	0	24	0	8
SUPERIOR	0	2	3	0	29	11	0	0	0	0	0	0
TOTAL-COURTS OF RECORD:	0	2	14	5	29	11	6	25	0	24	0	8
GRAND TOTAL:	0	2	14	5	29	11	6	25	0	24	0	8
<b>DEARBORN</b>												
CIRCUIT	4	0	4	0	0	0	0	123	0	8	0	1

METHOD OF DISPOSITION  
 DISPOSED BY BENCH TRIAL  
 - - - CIVIL - - -

CP	CT	SC	RCV	DR	RDR	MH	AD	ES	GU	TR	MI	TOTAL
13	0	43	25	80	75	0	0	0	0	0	10	432
0	0	0	0	0	0	0	0	0	0	0	0	0
0	0	0	0	0	0	0	0	0	0	0	0	0
0	0	0	0	0	0	0	0	0	0	0	0	0
13	0	43	25	80	75	0	0	0	0	0	10	432
25	0	0	9	120	131	0	4	0	0	0	0	536
52	0	343	183	105	124	0	0	0	0	0	2	958
77	0	343	192	225	255	0	4	0	0	0	2	1,494
77	0	343	192	225	255	0	4	0	0	0	2	1,494
344	1	0	7	162	18	0	11	0	0	0	9	561
44	9	0	10	198	307	1	11	11	17	0	1	858
29	0	0	6	231	118	0	13	4	9	0	0	440
31	0	690	0	0	0	0	0	0	0	0	0	772
448	10	690	23	591	443	1	35	15	26	0	10	2,631
0	0	0	0	0	0	0	0	0	0	0	0	189
0	0	0	0	0	0	0	0	0	0	0	0	64
0	0	0	0	0	0	0	0	0	0	0	0	9
0	0	0	0	0	0	0	0	0	0	0	0	262
448	10	690	23	591	443	1	35	15	26	0	10	2,893
77	0	0	86	89	131	34	10	111	29	0	0	796
32	0	250	298	75	57	0	0	0	0	0	0	768
109	0	250	384	164	188	34	10	111	29	0	0	1,564
109	0	250	384	164	188	34	10	111	29	0	0	1,564
10	0	0	7	173	74	0	0	0	0	0	13	317
9	0	248	0	0	0	0	0	0	0	0	0	341
19	0	248	7	173	74	0	0	0	0	0	13	658
0	0	0	0	0	0	0	0	0	0	0	0	1
0	0	0	0	0	0	0	0	0	0	0	0	1
19	0	248	7	173	74	0	0	0	0	0	13	659
53	0	100	67	65	39	3	2	0	0	0	0	339
53	0	100	67	65	39	3	2	0	0	0	0	339
53	0	100	67	65	39	3	2	0	0	0	0	339
40	0	0	10	110	82	9	8	103	11	0	45	497
6	0	79	118	14	0	0	0	0	0	0	1	263
46	0	79	128	124	82	9	8	103	11	0	46	760
46	0	79	128	124	82	9	8	103	11	0	46	760
43	0	0	1	182	190	0	0	0	0	0	34	590

METHOD OF DISPOSITION  
DISPOSED BY BENCH TRIAL  
- - - CRIMINAL - - -

	CF	CM	RCR	MC	IF	OV	JC	JD	JS	JP	JM	RJ
<b>DEARBORN</b>												
COUNTY	1	15	2	0	14	0	0	0	0	0	0	0
TOTAL-COURTS OF RECORD:	5	15	6	0	14	0	0	123	0	8	0	1
AURORA CITY	0	53	0	0	26	0	0	0	0	0	0	0
LAWRENCEBURG CITY	0	60	0	11	41	0	0	0	0	0	0	0
TOTAL-CITY AND TOWN:	0	113	0	11	67	0	0	0	0	0	0	0
GRAND TOTAL:	5	128	6	11	81	0	0	123	0	8	0	1
<b>DECATUR</b>												
CIRCUIT	1	0	0	0	0	0	0	0	0	6	0	2
COUNTY	2	21	14	0	34	0	0	0	0	0	0	0
TOTAL-COURTS OF RECORD:	3	21	14	0	34	0	0	0	0	6	0	2
GRAND TOTAL:	3	21	14	0	34	0	0	0	0	6	0	2
<b>DEKALB</b>												
CIRCUIT	3	9	5	0	0	0	51	95	15	30	1	147
SUPERIOR	0	3	111	1	13	0	0	0	3	0	0	1
TOTAL-COURTS OF RECORD:	3	12	116	1	13	0	51	95	18	30	1	148
BUTLER CITY	0	0	0	0	0	0	0	0	0	0	0	0
TOTAL-CITY AND TOWN:	0	0	0	0	0	0	0	0	0	0	0	0
GRAND TOTAL:	3	12	116	1	13	0	51	95	18	30	1	148
<b>DELAWARE</b>												
CIRCUIT	2	0	14	0	0	0	0	25	0	23	0	69
SUPERIOR 1	1	0	8	0	0	0	0	0	0	0	0	3
SUPERIOR 2	3	0	10	0	0	0	57	75	0	9	0	71
SUPERIOR 3	1	75	82	0	7	0	0	0	0	0	0	0
SUPERIOR 4	0	24	47	0	3	0	0	0	0	0	0	0
TOTAL-COURTS OF RECORD:	7	99	161	0	10	0	57	100	0	32	0	143
MUNCIE CITY	0	85	0	0	65	32	0	0	0	0	0	0
YORKTOWN TOWN	0	0	0	0	0	0	0	0	0	0	0	0
TOTAL-CITY AND TOWN:	0	85	0	0	65	32	0	0	0	0	0	0
GRAND TOTAL:	7	184	161	0	75	32	57	100	0	32	0	143
<b>DUBOIS</b>												
CIRCUIT	3	3	21	0	0	0	4	13	5	12	0	2
SUPERIOR	1	23	26	0	46	2	0	0	0	0	0	0
TOTAL-COURTS OF RECORD:	4	26	47	0	46	2	4	13	5	12	0	2
GRAND TOTAL:	4	26	47	0	46	2	4	13	5	12	0	2
<b>ELKHART</b>												
CIRCUIT	0	0	60	0	0	0	257	387	0	4	0	260
SUPERIOR 1	0	0	6	0	0	0	0	0	0	0	0	0
SUPERIOR 2	3	0	20	0	0	0	8	0	0	193	0	17
SUPERIOR 3	0	1	24	0	0	0	0	0	0	1	0	0
COUNTY - ELKHART	1	0	25	0	1	0	0	0	0	0	0	0
COUNTY - GOSHEN	0	41	0	0	139	14	0	0	0	0	0	0
TOTAL-COURTS OF RECORD:	4	42	135	0	140	14	265	387	0	198	0	277
ELKHART CITY	0	54	0	0	20	0	0	0	0	0	0	0
GOSHEN CITY	0	11	20	0	6	0	0	0	0	0	0	0
NAPPANEE CITY	0	68	0	0	30	2	0	0	0	0	0	0
TOTAL-CITY AND TOWN:	0	133	20	0	56	2	0	0	0	0	0	0
GRAND TOTAL:	4	175	155	0	196	16	265	387	0	198	0	277
<b>FAYETTE</b>												
CIRCUIT	1	1	4	0	0	0	24	81	5	34	5	37

METHOD OF DISPOSITION  
DISPOSED BY BENCH TRIAL  
- - - CIVIL - - -

GP	CT	SC	RCV	DR	RDR	MH	AD	ES	GU	TR	MI	TOTAL
7	0	311	63	0	0	0	0	0	0	0	0	413
50	0	311	64	182	190	0	0	0	0	0	34	1,003
0	0	0	0	0	0	0	0	0	0	0	0	79
0	0	0	0	0	0	0	0	0	0	0	0	112
0	0	0	0	0	0	0	0	0	0	0	0	191
50	0	311	64	182	190	0	0	0	0	0	34	1,194
31	0	0	8	155	38	0	10	0	0	0	0	251
0	0	167	63	0	0	0	0	0	0	0	0	301
31	0	167	71	155	38	0	10	0	0	0	0	552
31	0	167	71	155	38	0	10	0	0	0	0	552
40	0	0	27	113	123	18	24	0	0	0	22	723
26	0	250	22	114	90	16	2	0	2	0	0	654
66	0	250	49	227	213	34	26	0	2	0	22	1,377
0	0	0	0	0	0	0	0	0	0	0	0	0
0	0	0	0	0	0	0	0	0	0	0	0	0
66	0	250	49	227	213	34	26	0	2	0	22	1,377
42	0	0	2	168	102	0	0	0	0	0	14	461
15	0	0	6	56	78	52	0	0	0	0	2	221
32	0	0	3	66	88	0	0	0	0	0	2	416
7	0	216	0	214	86	0	0	0	0	0	0	688
10	0	167	3	118	23	0	0	0	0	0	0	395
106	0	383	14	622	377	52	0	0	0	0	18	2,181
0	0	0	0	0	0	0	0	0	0	0	0	182
0	0	0	0	0	0	0	0	0	0	0	0	0
0	0	0	0	0	0	0	0	0	0	0	0	182
106	0	383	14	622	377	52	0	0	0	0	18	2,363
31	0	0	11	130	101	2	7	0	0	0	15	360
3	1	56	1	56	10	0	0	0	0	0	1	226
34	1	56	12	186	111	2	7	0	0	0	16	586
34	1	56	12	186	111	2	7	0	0	0	16	586
67	1	0	27	312	228	2	0	0	0	0	15	1,620
49	1	0	26	137	163	0	0	0	3	0	0	385
46	2	0	18	196	99	7	63	1	1	0	33	707
65	4	0	23	119	85	0	4	1	0	1	2	330
7	0	1,167	946	0	0	0	0	0	0	0	0	2,147
20	0	266	0	0	0	0	0	0	0	0	0	480
254	8	1,433	1,040	764	575	9	67	2	4	1	50	5,669
2	0	0	0	0	0	0	0	0	0	0	0	76
3	0	0	1	0	0	0	0	0	0	0	3	44
0	0	0	0	0	0	0	0	0	0	0	0	100
5	0	0	1	0	0	0	0	0	0	0	3	220
259	8	1,433	1,041	764	575	9	67	2	4	1	53	5,889
21	0	0	16	207	200	5	13	0	2	0	29	685

METHOD OF DISPOSITION  
DISPOSED BY BENCH TRIAL  
- - - CRIMINAL - - -

	CF	CM	RCR	MC	IF	OV	JC	JD	JS	JP	JM	RJ
<b>FAYETTE</b>												
SUPERIOR	0	1	0	0	7	0	0	0	0	0	0	0
TOTAL-COURTS OF RECORD:	1	2	4	0	7	0	24	81	5	34	5	37
GRAND TOTAL:	1	2	4	0	7	0	24	81	5	34	5	37
<b>FLOYD</b>												
CIRCUIT	10	0	11	0	0	0	59	53	3	59	12	26
SUPERIOR	0	0	4	0	0	0	0	0	0	0	0	0
COUNTY	0	2	0	1	0	0	0	0	0	0	0	0
TOTAL-COURTS OF RECORD:	10	2	15	1	0	0	59	53	3	59	12	26
GRAND TOTAL:	10	2	15	1	0	0	59	53	3	59	12	26
<b>FOUNTAIN</b>												
CIRCUIT	1	12	21	0	9	0	4	2	0	3	145	2
TOTAL-COURTS OF RECORD:	1	12	21	0	9	0	4	2	0	3	145	2
ATTICA CITY	0	18	0	0	25	1	0	0	0	0	0	0
TOTAL-CITY AND TOWN:	0	18	0	0	25	1	0	0	0	0	0	0
GRAND TOTAL:	1	30	21	0	34	1	4	2	0	3	145	2
<b>FRANKLIN</b>												
CIRCUIT	0	2	0	0	0	0	0	15	0	0	0	0
TOTAL-COURTS OF RECORD:	0	2	0	0	0	0	0	15	0	0	0	0
GRAND TOTAL:	0	2	0	0	0	0	0	15	0	0	0	0
<b>FULTON</b>												
CIRCUIT	18	0	0	2	0	0	8	8	0	8	0	3
COUNTY	0	31	5	0	58	0	0	0	0	0	0	0
TOTAL-COURTS OF RECORD:	18	31	5	2	58	0	8	8	0	8	0	3
GRAND TOTAL:	18	31	5	2	58	0	8	8	0	8	0	3
<b>GIBSON</b>												
CIRCUIT	2	0	25	0	0	0	1	7	0	58	2	45
SUPERIOR	0	25	41	0	38	0	0	0	0	0	0	0
TOTAL-COURTS OF RECORD:	2	25	66	0	38	0	1	7	0	58	2	45
GRAND TOTAL:	2	25	66	0	38	0	1	7	0	58	2	45
<b>GRANT</b>												
CIRCUIT	6	0	4	0	0	0	0	0	0	0	0	0
SUPERIOR 1	1	0	11	0	0	0	0	0	0	0	0	0
SUPERIOR 2	0	0	42	0	0	0	31	30	1	232	0	271
COUNTY	21	20	18	0	28	0	0	0	0	0	0	0
TOTAL-COURTS OF RECORD:	28	20	75	0	28	0	31	30	1	232	0	271
GAS CITY	0	43	0	0	25	2	0	0	0	0	0	0
MARION CITY	0	291	0	22	106	39	0	0	0	0	0	0
TOTAL-CITY AND TOWN:	0	334	0	22	131	41	0	0	0	0	0	0
GRAND TOTAL:	28	354	75	22	159	41	31	30	1	232	0	271
<b>GREENE</b>												
CIRCUIT	2	0	1	0	0	0	1	12	0	22	0	0
SUPERIOR	1	19	0	0	31	0	0	0	0	0	0	0
UPGRADED 1-1-89												
TOTAL-COURTS OF RECORD:	3	19	1	0	31	0	1	12	0	22	0	0
GRAND TOTAL:	3	19	1	0	31	0	1	12	0	22	0	0
<b>HAMILTON</b>												
CIRCUIT	0	1	23	116	7	0	2	315	43	41	1	76



METHOD OF DISPOSITION  
DISPOSED BY BENCH TRIAL  
- - - CIVIL - - -

41

CP	CT	SC	RCV	DR	RDR	MH	AD	ES	GU	TR	MI	TOTAL
8	0	112	0	3	0	0	0	0	0	0	0	131
29	0	112	16	210	200	5	13	0	2	0	29	816
29	0	112	16	210	200	5	13	0	2	0	29	816
124	2	0	9	144	136	41	28	3	7	3	10	740
13	0	0	15	60	8	0	0	0	0	0	2	102
64	0	94	21	0	0	0	0	0	0	0	0	182
201	2	94	45	204	144	41	28	3	7	3	12	1,024
201	2	94	45	204	144	41	28	3	7	3	12	1,024
13	1	56	55	65	40	4	1	0	1	5	12	452
13	1	56	55	65	40	4	1	0	1	5	12	452
0	0	0	0	0	0	0	0	0	0	0	0	44
0	0	0	0	0	0	0	0	0	0	0	0	44
13	1	56	55	65	40	4	1	0	1	5	12	496
34	0	26	7	94	57	0	4	0	0	0	0	239
34	0	26	7	94	57	0	4	0	0	0	0	239
34	0	26	7	94	57	0	4	0	0	0	0	239
12	0	0	6	111	30	1	3	4	2	0	4	220
2	0	158	111	0	0	0	0	0	0	0	0	365
14	0	158	117	111	30	1	3	4	2	0	4	585
14	0	158	117	111	30	1	3	4	2	0	4	585
35	0	0	28	121	190	9	10	0	4	0	7	544
15	0	208	303	41	15	0	0	0	0	0	0	686
50	0	208	331	162	205	9	10	0	4	0	7	1,230
50	0	208	331	162	205	9	10	0	4	0	7	1,230
77	0	0	31	375	125	167	21	98	34	1	4	943
72	0	0	154	176	343	5	0	1	1	0	2	766
26	0	0	25	142	279	5	7	0	2	0	2	1,095
5	0	591	888	0	0	0	0	0	0	0	90	1,661
180	0	591	1,098	693	747	177	28	99	37	1	98	4,465
0	0	0	0	0	0	0	0	0	0	0	0	70
0	0	0	0	0	0	0	0	0	0	0	0	458
0	0	0	0	0	0	0	0	0	0	0	0	528
180	0	591	1,098	693	747	177	28	99	37	1	98	4,993
11	1	0	6	46	37	2	6	1	0	0	0	148
3	1	153	1	73	0	0	0	0	0	0	2	284
14	2	153	7	119	37	2	6	1	0	0	2	432
14	2	153	7	119	37	2	6	1	0	0	2	432
30	0	0	48	87	180	5	6	0	0	0	24	1,005

METHOD OF DISPOSITION  
DISPOSED BY BENCH TRIAL  
- - - CRIMINAL - - -

	CF	CM	RCR	MC	IF	OV	JC	JD	JS	JP	JM	RJ
<b>HAMILTON</b>												
SUPERIOR 1	5	1	17	23	0	0	0	0	0	1	0	3
SUPERIOR 2	1	0	30	2	0	0	0	10	0	5	1	1
SUPERIOR 3	0	0	4	2	0	0	0	14	3	2	0	0
COUNTY	16	67	0	0	96	12	0	0	0	0	0	0
TOTAL-COURTS OF RECORD:	22	69	74	143	103	12	2	339	46	49	2	80
CARMEL CITY	0	75	2	0	218	41	0	0	0	0	0	0
NOBLESVILLE CITY	0	10	0	0	16	6	0	0	0	0	0	0
TOTAL-CITY AND TOWN:	0	85	2	0	234	47	0	0	0	0	0	0
GRAND TOTAL:	22	154	76	143	337	59	2	339	46	49	2	80
<b>HANCOCK</b>												
CIRCUIT	3	0	0	0	0	0	4	26	0	30	0	3
SUPERIOR	9	0	10	0	0	0	1	3	0	6	0	11
COUNTY	6	24	4	0	36	0	0	0	0	0	0	0
TOTAL-COURTS OF RECORD:	18	24	14	0	36	0	5	29	0	36	0	14
GRAND TOTAL:	18	24	14	0	36	0	5	29	0	36	0	14
<b>HARRISON</b>												
CIRCUIT	0	0	12	2	0	0	14	21	0	41	0	31
COUNTY	0	5	0	0	4	0	0	0	0	0	0	0
TOTAL-COURTS OF RECORD:	0	5	12	2	4	0	14	21	0	41	0	31
GRAND TOTAL:	0	5	12	2	4	0	14	21	0	41	0	31
<b>HENDRICKS</b>												
CIRCUIT	33	5	22	1	0	0	74	316	0	27	32	29
SUPERIOR 1	0	0	10	0	0	0	0	0	0	0	0	0
SUPERIOR 2	19	155	108	0	204	0	0	0	0	0	0	0
TOTAL-COURTS OF RECORD:	52	160	140	1	204	0	74	316	0	27	32	29
PLAINFIELD TOWN	0	4	0	0	16	0	0	0	0	0	0	0
EFFECTIVE 9/1/89												
TOTAL-CITY AND TOWN:	0	4	0	0	16	0	0	0	0	0	0	0
GRAND TOTAL:	52	164	140	1	220	0	74	316	0	27	32	29
<b>HENRY</b>												
CIRCUIT	8	0	19	2	1	0	6	28	0	33	0	9
SUPERIOR	3	0	40	5	0	0	28	27	0	37	10	71
COUNTY	0	12	0	0	19	0	0	0	0	0	0	0
TOTAL-COURTS OF RECORD:	11	12	59	7	20	0	34	55	0	70	10	80
KNIGHTSTOWN TOWN	0	156	0	0	166	0	0	0	0	0	0	0
TOTAL-CITY AND TOWN:	0	156	0	0	166	0	0	0	0	0	0	0
GRAND TOTAL:	11	168	59	7	186	0	34	55	0	70	10	80
<b>HOWARD</b>												
CIRCUIT	0	0	14	0	0	0	31	100	37	105	3	2
SUPERIOR 1	29	4	53	0	0	0	0	0	0	6	0	0
SUPERIOR 2	1	0	2	0	0	0	0	0	0	0	0	0
COUNTY	12	120	0	0	69	0	0	0	0	0	0	0
TOTAL-COURTS OF RECORD:	42	124	69	0	69	0	31	100	37	111	3	2
GRAND TOTAL:	42	124	69	0	69	0	31	100	37	111	3	2
<b>HUNTINGTON</b>												
CIRCUIT	15	1	23	0	0	0	25	61	2	29	1	35

METHOD OF DISPOSITION  
DISPOSED BY BENCH TRIAL  
--- CIVIL ---

CP	CT	SC	RCV	DR	RDR	MH	AD	ES	GU	TR	MI	TOTAL
59	3	0	45	160	168	0	17	1	0	0	8	511
33	1	0	17	130	131	0	4	4	4	0	2	376
29	0	0	0	150	0	0	5	0	3	0	1	213
7	0	178	189	0	0	0	0	0	0	0	0	565
158	4	178	299	527	479	5	32	5	7	0	35	2,670
0	0	0	0	0	0	0	0	0	0	0	0	336
0	0	0	0	0	0	0	0	0	0	0	0	32
0	0	0	0	0	0	0	0	0	0	0	0	368
158	4	178	299	527	479	5	32	5	7	0	35	3,038
141	3	0	48	174	155	0	9	0	13	0	10	619
27	4	0	8	195	99	0	9	1	0	0	4	387
17	0	58	4	0	0	0	0	0	0	0	0	149
185	7	58	60	369	254	0	18	1	13	0	14	1,155
185	7	58	60	369	254	0	18	1	13	0	14	1,155
43	0	0	5	182	82	1	7	0	0	0	7	448
8	0	45	0	0	0	0	0	0	0	0	0	62
51	0	45	5	182	82	1	7	0	0	0	7	510
51	0	45	5	182	82	1	7	0	0	0	7	510
45	0	0	0	90	56	0	0	0	0	0	68	798
65	0	0	44	270	141	19	18	0	0	0	4	571
0	5	177	21	8	18	0	0	0	0	0	0	715
110	5	177	65	368	215	19	18	0	0	0	72	2,084
0	0	0	0	0	0	0	0	0	0	0	0	20
0	0	0	0	0	0	0	0	0	0	0	0	20
110	5	177	65	368	215	19	18	0	0	0	72	2,104
38	0	0	18	173	101	34	14	86	32	2	11	615
26	0	0	22	150	192	0	10	0	0	0	3	624
24	0	536	388	0	0	0	0	0	0	0	0	979
88	0	536	428	323	293	34	24	86	32	2	14	2,218
0	0	0	0	0	0	0	0	0	0	0	0	322
0	0	0	0	0	0	0	0	0	0	0	0	322
88	0	536	428	323	293	34	24	86	32	2	14	2,540
41	0	0	9	119	190	0	27	1	2	0	106	787
95	0	2	618	342	696	4	3	89	21	1	7	1,970
23	0	0	96	222	135	0	0	0	0	0	0	479
0	0	498	0	0	0	0	0	0	0	0	0	699
159	0	500	723	683	1,021	4	30	90	23	1	113	3,935
159	0	500	723	683	1,021	4	30	90	23	1	113	3,935
44	1	0	37	95	195	16	5	0	0	0	5	590

METHOD OF DISPOSITION  
DISPOSED BY BENCH TRIAL  
--- CRIMINAL ---

	CF	GM	RCR	MC	IF	OV	JC	JD	JS	JP	JM	RJ
<b>HUNTINGTON</b>												
SUPERIOR	6	17	114	0	40	0	0	0	0	0	0	0
TOTAL-COURTS OF RECORD:	21	18	137	0	40	0	25	61	2	29	1	35
ROANOKE TOWN	0	0	0	0	0	0	0	0	0	0	0	0
TOTAL-CITY AND TOWN:	0	0	0	0	0	0	0	0	0	0	0	0
GRAND TOTAL:	21	18	137	0	40	0	25	61	2	29	1	35
<b>JACKSON</b>												
CIRCUIT	0	0	4	0	0	0	3	0	0	1	0	5
SUPERIOR	0	34	19	0	69	0	0	0	0	0	0	0
TOTAL-COURTS OF RECORD:	0	34	23	0	69	0	3	0	0	1	0	5
GRAND TOTAL:	0	34	23	0	69	0	3	0	0	1	0	5
<b>JASPER</b>												
CIRCUIT	3	2	0	3	0	0	0	0	0	0	0	0
SUPERIOR	1	8	173	24	65	1	0	0	0	0	0	0
TOTAL-COURTS OF RECORD:	4	10	173	27	65	1	0	0	0	0	0	0
DEMOTTE TOWN	0	0	0	0	3	0	0	0	0	0	0	0
WHEATFIELD TOWN	0	0	0	0	0	0	0	0	0	0	0	0
TOTAL-CITY AND TOWN:	0	0	0	0	3	0	0	0	0	0	0	0
GRAND TOTAL:	4	10	173	27	68	1	0	0	0	0	0	0
<b>JAY</b>												
CIRCUIT	0	0	0	0	0	0	1	1	0	9	0	8
SUPERIOR	0	8	0	3	0	0	0	0	0	0	0	0
UPGRADED 1-1-89												
TOTAL-COURTS OF RECORD:	0	8	0	3	0	0	1	1	0	9	0	8
DUNKIRK CITY	0	2	0	0	11	0	0	0	0	0	0	0
PORTLAND CITY	0	18	0	0	48	7	0	0	0	0	0	0
TOTAL-CITY AND TOWN:	0	20	0	0	59	7	0	0	0	0	0	0
GRAND TOTAL:	0	28	0	3	59	7	1	1	0	9	0	8
<b>JEFFERSON</b>												
CIRCUIT	7	0	4	0	0	0	9	15	0	10	0	19
COUNTY	61	147	0	0	20	4	0	0	0	0	0	0
TOTAL-COURTS OF RECORD:	68	147	4	0	20	4	9	15	0	10	0	19
GRAND TOTAL:	68	147	4	0	20	4	9	15	0	10	0	19
<b>JENNINGS</b>												
CIRCUIT	0	0	23	1	0	0	24	64	0	35	7	30
TOTAL-COURTS OF RECORD:	0	0	23	1	0	0	24	64	0	35	7	30
NORTH VERNON CITY	0	0	0	0	0	0	0	0	0	0	0	0
TOTAL-CITY AND TOWN:	0	0	0	0	0	0	0	0	0	0	0	0
GRAND TOTAL:	0	0	23	1	0	0	24	64	0	35	7	30
<b>JOHNSON</b>												
CIRCUIT	0	6	7	3	0	0	2	0	0	0	0	0
SUPERIOR 1	0	0	6	0	0	0	0	0	0	0	0	0
SUPERIOR 2	12	46	3	0	18	0	0	0	0	0	0	0
TOTAL-COURTS OF RECORD:	12	52	16	3	18	0	2	0	0	0	0	0
FRANKLIN CITY	0	47	0	0	98	0	0	0	0	0	0	0
GREENWOOD CITY	0	18	0	0	51	1	0	0	0	0	0	0
NEW WHITELAND TOWN	0	31	0	0	26	6	0	0	0	0	0	0



METHOD OF DISPOSITION  
DISPOSED BY BENCH TRIAL  
- - - CRIMINAL - - -

	CF	CM	RCR	MC	IF	OV	JC	JD	JS	JP	JM	RJ
<b>JOHNSON</b>												
TOTAL-CITY AND TOWN:	0	96	0	0	175	7	0	0	0	0	0	0
GRAND TOTAL:	12	148	16	3	193	7	2	0	0	0	0	0
<b>KNOX</b>												
CIRCUIT	0	0	0	0	0	0	0	0	0	0	0	0
SUPERIOR 1	1	0	9	0	0	0	22	54	0	66	0	89
SUPERIOR 2	0	31	0	0	95	0	0	0	0	0	0	0
TOTAL-COURTS OF RECORD:	1	31	9	0	95	0	22	54	0	66	0	89
BICKNELL CITY	0	0	0	0	0	0	0	0	0	0	0	0
TOTAL-CITY AND TOWN:	0	0	0	0	0	0	0	0	0	0	0	0
GRAND TOTAL:	1	31	9	0	95	0	22	54	0	66	0	89
<b>KOSCIUSKO</b>												
CIRCUIT	7	0	10	2	0	0	0	0	0	0	0	0
SUPERIOR	0	0	44	0	0	0	51	116	0	85	0	61
COUNTY	0	49	8	3	47	0	0	0	0	0	0	0
TOTAL-COURTS OF RECORD:	7	49	62	5	47	0	51	116	0	85	0	61
GRAND TOTAL:	7	49	62	5	47	0	51	116	0	85	0	61
<b>LAGRANGE</b>												
CIRCUIT	2	1	15	7	0	0	20	6	0	2	0	12
SUPERIOR	6	36	0	7	57	0	0	0	0	0	0	0
TOTAL-COURTS OF RECORD:	8	37	15	14	57	0	20	6	0	2	0	12
GRAND TOTAL:	8	37	15	14	57	0	20	6	0	2	0	12
<b>LAKE</b>												
CIRCUIT	0	0	0	0	0	0	0	0	0	0	3	0
SUPERIOR, CIV. 1	0	0	0	0	0	0	0	0	0	0	0	0
SUPERIOR, CIV. 2	0	0	0	0	0	0	0	0	0	0	0	0
SUPERIOR, CIV. 3	0	0	0	0	0	0	0	0	0	0	0	0
SUPERIOR, CIV. 4	0	0	0	0	0	0	0	0	0	0	0	0
SUPERIOR, CIV. 5	0	0	0	0	0	0	0	0	0	3	0	1
SUPERIOR, JUV. DIV.	0	0	0	0	0	0	164	653	5	668	4	963
SUPERIOR, CRIM. 1	5	0	122	34	0	0	0	0	0	0	0	0
SUPERIOR, CRIM. 2	0	1	118	39	0	0	0	0	0	0	0	0
SUPERIOR, CRIM. 3	2	0	111	20	0	0	0	0	0	0	0	0
SUPERIOR, CRIM. 4	0	0	100	94	0	0	0	0	0	0	0	0
SUPERIOR 7	2	5	8	0	116	0	0	0	0	0	0	0
UPGRADED 1-1-89												
SUPERIOR 8	24	120	0	0	205	18	0	0	0	0	0	0
UPGRADED 1-1-89												
SUPERIOR 9	4	12	8	4	195	119	0	0	0	0	0	0
UPGRADED 1-1-89												
TOTAL-COURTS OF RECORD:	37	138	467	191	516	137	164	653	5	671	7	964
CROWN POINT CITY	0	7	0	0	18	32	0	0	0	0	0	0
EAST CHICAGO CITY	0	986	26	383	425	119	0	0	0	0	0	0
GARY CITY	0	1,168	0	0	429	1,035	0	0	0	0	0	0
HAMMOND CITY	0	602	0	0	145	111	0	0	0	0	0	0
HOBART CITY	0	274	0	0	678	2	0	0	0	0	0	0
LAKE STATION CITY	0	15	0	0	54	0	0	0	0	0	0	0
WHITING CITY	0	179	0	0	139	1	0	0	0	0	0	0
TOTAL-CITY AND TOWN:	0	3,231	26	383	1,888	1,300	0	0	0	0	0	0











METHOD OF DISPOSITION  
DISPOSED BY BENCH TRIAL  
- - - CIVIL - - -

CP	CT	SC	RCV	DR	RDR	MH	AD	ES	GU	TR	MI	TOTAL
0	0	0	0	0	0	363	0	0	0	0	0	683
0	0	0	0	0	0	0	0	0	0	0	0	342
0	0	0	0	0	0	0	0	0	0	0	0	417
0	0	0	0	0	0	0	0	0	0	0	0	124
443	0	0	0	0	0	0	0	0	0	0	0	443
282	0	0	2,282	0	0	0	0	0	0	0	0	2,564
0	0	0	0	0	0	0	0	0	0	0	0	668
0	0	0	0	0	0	0	0	0	0	0	0	150
0	0	0	0	0	0	0	0	0	0	0	0	8
741	0	0	5	0	0	0	0	0	0	0	0	811
0	0	0	0	0	0	0	0	0	0	0	0	4,844
0	0	0	0	0	0	0	0	0	0	0	0	809
0	0	0	0	0	0	0	0	0	0	0	0	80
0	0	0	0	0	0	0	0	0	0	0	0	159
3,458	5	0	3,242	5,069	5,323	363	648	2,149	672	6	445	32,388
0	0	2,146	346	0	0	0	0	0	0	0	573	3,065
0	0	1,905	2,239	0	0	0	0	0	0	0	20	4,164
0	0	35	0	0	0	0	0	0	0	0	106	141
0	0	1,384	375	0	0	0	0	0	0	0	0	1,759
0	0	1,381	0	0	0	0	0	0	0	0	9	1,390
0	0	4,773	1,150	0	0	0	0	0	0	0	2	5,925
0	0	882	1,158	0	0	0	0	0	0	0	0	2,040
0	0	1,447	1,508	0	0	0	0	0	0	0	144	3,099
0	0	13,953	6,776	0	0	0	0	0	0	0	854	21,583
3,458	5	13,953	10,018	5,069	5,323	363	648	2,149	672	6	1,299	53,971
67	4	0	83	153	366	11	14	0	3	0	16	1,224
35	2	0	21	88	148	0	0	0	0	0	4	336
7	0	392	3	0	0	2	0	0	0	0	0	526
109	6	392	107	241	514	13	14	0	3	0	20	2,086
109	6	392	107	241	514	13	14	0	3	0	20	2,086
12	0	78	8	42	13	1	2	0	0	0	0	226
12	0	78	8	42	13	1	2	0	0	0	0	226
12	0	78	8	42	13	1	2	0	0	0	0	226
60	0	0	34	184	102	13	17	0	0	0	9	505
8	0	243	144	64	85	2	8	4	4	0	1	684
68	0	243	178	248	187	15	25	4	4	0	10	1,189
0	0	0	0	0	0	0	0	0	0	0	0	0
0	0	0	0	0	0	0	0	0	0	0	0	0
0	0	0	0	0	0	0	0	0	0	0	0	0
68	0	243	178	248	187	15	25	4	4	0	10	1,189
141	1	0	50	106	82	132	0	0	0	0	0	1,090
95	2	57	135	196	204	0	0	0	0	0	0	796
191	4	61	147	216	232	0	0	0	0	0	0	962
104	1	44	147	185	168	0	0	0	0	0	0	839

METHOD OF DISPOSITION  
DISPOSED BY BENCH TRIAL  
--- CRIMINAL ---

	CF	CM	RCR	MC	IF	OV	JC	JD	JS	JP	JM	RJ
<b>MONROE</b>												
SUPERIOR 4	2	142	528	0	130	0	0	0	0	0	0	0
SUPERIOR 5	0	0	0	0	0	0	0	0	0	0	0	0
TOTAL-COURTS OF RECORD:	52	163	988	0	130	0	57	48	0	110	60	180
GRAND TOTAL:	52	163	988	0	130	0	57	48	0	110	60	180
<b>MONTGOMERY</b>												
CIRCUIT	15	0	0	0	0	0	1	28	0	0	0	6
COUNTY	0	11	20	0	37	0	0	0	0	0	0	0
TOTAL-COURTS OF RECORD:	15	11	20	0	37	0	1	28	0	0	0	6
CRAWFORDSVILLE CITY	0	0	0	0	1	0	0	0	0	0	0	0
TOTAL-CITY AND TOWN:	0	0	0	0	1	0	0	0	0	0	0	0
GRAND TOTAL:	15	11	20	0	38	0	1	28	0	0	0	6
<b>MORGAN</b>												
CIRCUIT	5	1	43	1	0	0	11	92	16	53	15	18
SUPERIOR	2	2	91	1	0	0	0	0	0	0	0	0
COUNTY	64	46	67	0	8	0	0	0	0	0	0	0
TOTAL-COURTS OF RECORD:	71	49	201	2	8	0	11	92	16	53	15	18
MARTINSVILLE CITY	0	33	0	0	57	0	0	0	0	0	0	0
MOORESVILLE TOWN	0	63	0	0	225	0	0	0	0	0	0	0
TOTAL-CITY AND TOWN:	0	96	0	0	282	0	0	0	0	0	0	0
GRAND TOTAL:	71	145	201	2	290	0	11	92	16	53	15	18
<b>NEWTON</b>												
CIRCUIT	5	2	0	0	0	0	0	0	0	0	0	0
SUPERIOR	10	28	14	0	1,844	513	0	0	0	0	0	0
TOTAL-COURTS OF RECORD:	15	30	14	0	1,844	513	0	0	0	0	0	0
GRAND TOTAL:	15	30	14	0	1,844	513	0	0	0	0	0	0
<b>NOBLE</b>												
CIRCUIT	2	0	30	0	0	0	2	3	0	8	0	7
SUPERIOR	0	0	0	0	0	0	5	24	0	34	0	20
COUNTY	0	12	1	0	11	0	0	0	0	0	0	0
TOTAL-COURTS OF RECORD:	2	12	31	0	11	0	7	27	0	42	0	27
CROMWELL TOWN	0	0	0	0	0	0	0	0	0	0	0	0
TOTAL-CITY AND TOWN:	0	0	0	0	0	0	0	0	0	0	0	0
GRAND TOTAL:	2	12	31	0	11	0	7	27	0	42	0	27
<b>OHIO</b>												
CIRCUIT	0	0	0	0	0	0	0	0	0	0	0	0
SUPERIOR	1	0	0	0	1	0	0	0	0	0	0	0
TOTAL-COURTS OF RECORD:	1	0	0	0	1	0	0	0	0	0	0	0
GRAND TOTAL:	1	0	0	0	1	0	0	0	0	0	0	0
<b>ORANGE</b>												
CIRCUIT	1	0	11	12	0	0	4	38	7	35	19	9
COUNTY	0	1	0	0	6	0	0	0	0	0	0	0
TOTAL-COURTS OF RECORD:	1	1	11	12	6	0	4	38	7	35	19	9
GRAND TOTAL:	1	1	11	12	6	0	4	38	7	35	19	9
<b>OWEN</b>												
CIRCUIT	0	8	108	3	14	0	2	2	0	20	0	27

METHOD OF DISPOSITION  
DISPOSED BY BENCH TRIAL  
- - - CIVIL - - -

CP	CT	SC	RCV	DR	RDR	MH	AD	ES	GU	TR	MI	TOTAL
1	0	0	3	2	9	0	0	0	0	0	0	817
274	7	2,275	1,649	80	37	0	0	0	0	0	0	4,322
806	15	2,437	2,131	785	732	132	0	0	0	0	0	8,826
806	15	2,437	2,131	785	732	132	0	0	0	0	0	8,826
8	0	0	0	162	8	0	5	1	3	0	0	237
14	0	186	57	0	0	0	0	0	0	0	0	325
22	0	186	57	162	8	0	5	1	3	0	0	562
0	0	0	0	0	0	0	0	0	0	0	0	1
0	0	0	0	0	0	0	0	0	0	0	0	1
22	0	186	57	162	8	0	5	1	3	0	0	563
12	2	0	2	54	7	0	16	2	0	0	0	350
21	0	0	19	266	151	0	14	1	1	0	1	570
6	0	401	44	0	0	0	0	0	0	0	0	636
39	2	401	65	320	158	0	30	3	1	0	1	1,556
0	0	0	0	0	0	0	0	0	0	0	0	90
0	0	0	0	0	0	0	0	0	0	0	0	288
0	0	0	0	0	0	0	0	0	0	0	0	378
39	2	401	65	320	158	0	30	3	1	0	1	1,934
28	3	23	0	18	0	0	0	0	0	0	3	82
16	0	75	4	53	0	6	0	0	0	0	1	2,564
44	3	98	4	71	0	6	0	0	0	0	4	2,646
44	3	98	4	71	0	6	0	0	0	0	4	2,646
38	0	0	46	181	243	1	26	0	1	0	3	591
17	0	0	11	76	63	5	0	0	0	0	0	255
5	0	276	117	0	2	0	0	0	0	0	0	424
60	0	276	174	257	308	6	26	0	1	0	3	1,270
0	0	0	0	0	0	0	0	0	0	0	0	0
0	0	0	0	0	0	0	0	0	0	0	0	0
60	0	276	174	257	308	6	26	0	1	0	3	1,270
2	0	0	0	4	1	0	1	6	0	0	0	14
22	0	39	0	11	4	0	0	0	0	0	0	78
24	0	39	0	15	5	0	1	6	0	0	0	92
24	0	39	0	15	5	0	1	6	0	0	0	92
78	0	0	33	120	121	11	10	2	1	0	3	515
3	0	233	0	0	0	0	0	0	0	0	0	243
81	0	233	33	120	121	11	10	2	1	0	3	758
81	0	233	33	120	121	11	10	2	1	0	3	758
17	0	106	52	82	68	1	11	1	13	0	4	539

METHOD OF DISPOSITION  
DISPOSED BY BENCH TRIAL  
- - - CRIMINAL - - -

	CF	CM	RCR	MC	IF	OV	JC	JD	JS	JP	JM	RJ
OWEN												
TOTAL-COURTS OF RECORD:	0	8	108	3	14	0	2	2	0	20	0	27
GRAND TOTAL:	0	8	108	3	14	0	2	2	0	20	0	27
PARKE												
CIRCUIT	3	54	0	0	26	0	0	0	0	4	0	0
TOTAL-COURTS OF RECORD:	3	54	0	0	26	0	0	0	0	4	0	0
GRAND TOTAL:	3	54	0	0	26	0	0	0	0	4	0	0
PERRY												
CIRCUIT	1	0	23	0	0	0	3	13	1	13	3	25
TOTAL-COURTS OF RECORD:	1	0	23	0	0	0	3	13	1	13	3	25
TELL CITY CITY	0	0	0	0	0	0	0	0	0	0	0	0
NOT REPORTING												
TOTAL-CITY AND TOWN:	0	0	0	0	0	0	0	0	0	0	0	0
GRAND TOTAL:	1	0	23	0	0	0	3	13	1	13	3	25
PIKE												
CIRCUIT	4	11	31	31	58	0	4	5	0	9	0	5
TOTAL-COURTS OF RECORD:	4	11	31	31	58	0	4	5	0	9	0	5
GRAND TOTAL:	4	11	31	31	58	0	4	5	0	9	0	5
PORTER												
CIRCUIT, SUP 1 & 2	3	0	83	1	0	0	76	216	0	110	14	390
SUPERIOR 3	2	9	148	0	191	1	0	0	0	0	0	0
SUPERIOR 4	5	26	36	51	140	1	0	0	0	0	0	0
TOTAL-COURTS OF RECORD:	10	35	267	52	331	2	76	216	0	110	14	390
CHESTERTON TOWN	0	3	0	1	38	1	0	0	0	0	0	0
TOTAL-CITY AND TOWN:	0	3	0	1	38	1	0	0	0	0	0	0
GRAND TOTAL:	10	38	267	53	369	3	76	216	0	110	14	390
POSEY												
CIRCUIT	0	0	1	0	0	0	0	2	4	10	0	5
COUNTY	1	10	1	0	24	1	0	0	0	0	0	0
TOTAL-COURTS OF RECORD:	1	10	2	0	24	1	0	2	4	10	0	5
GRAND TOTAL:	1	10	2	0	24	1	0	2	4	10	0	5
PULASKI												
CIRCUIT	0	0	10	0	0	0	0	11	2	5	0	1
COUNTY	0	2	1	0	4	0	0	0	0	0	0	0
TOTAL-COURTS OF RECORD:	0	2	11	0	4	0	0	11	2	5	0	1
GRAND TOTAL:	0	2	11	0	4	0	0	11	2	5	0	1
PUTNAM												
CIRCUIT	0	1	16	13	0	0	26	6	1	24	0	10
COUNTY	3	39	20	0	49	1	0	0	0	0	0	0
TOTAL-COURTS OF RECORD:	3	40	36	13	49	1	26	6	1	24	0	10
GRAND TOTAL:	3	40	36	13	49	1	26	6	1	24	0	10
RANDOLPH												
CIRCUIT	0	0	4	0	0	0	18	39	0	19	1	91
SUPERIOR	0	2	0	0	0	0	0	0	0	0	0	0



METHOD OF DISPOSITION  
DISPOSED BY BENCH TRIAL  
- - - CRIMINAL - - -

	CF	CM	RCR	MC	IF	OV	JC	JD	JS	JP	JM	RJ
<b>RANDOLPH</b>												
TOTAL-COURTS OF RECORD:	0	2	4	0	0	0	18	39	0	19	1	91
WINCHESTER CITY	0	31	0	0	26	1	0	0	0	0	0	0
UNION CITY	0	11	0	0	9	0	0	0	0	0	0	0
TOTAL-CITY AND TOWN:	0	42	0	0	35	1	0	0	0	0	0	0
GRAND TOTAL:	0	44	4	0	35	1	18	39	0	19	1	91
<b>RIPLEY</b>												
CIRCUIT	3	1	16	1	0	0	6	13	0	14	63	20
TOTAL-COURTS OF RECORD:	3	1	16	1	0	0	6	13	0	14	63	20
BATESVILLE CITY	0	20	0	0	14	0	0	0	0	0	0	0
VERSAILLES TOWN	0	0	0	0	0	0	0	0	0	0	0	0
TOTAL-CITY AND TOWN:	0	20	0	0	14	0	0	0	0	0	0	0
GRAND TOTAL:	3	21	16	1	14	0	6	13	0	14	63	20
<b>RUSH</b>												
CIRCUIT	2	0	13	0	0	0	7	42	0	17	22	0
COUNTY	42	430	22	0	15	0	0	0	0	0	0	0
TOTAL-COURTS OF RECORD:	44	430	35	0	15	0	7	42	0	17	22	0
GRAND TOTAL:	44	430	35	0	15	0	7	42	0	17	22	0
<b>ST. JOSEPH</b>												
CIRCUIT	0	0	0	0	0	0	0	0	0	0	0	0
SUPERIOR	21	277	363	0	117	6	0	0	0	0	0	0
PROBATE	0	0	0	0	0	0	111	486	7	544	23	808
TOTAL-COURTS OF RECORD:	21	277	363	0	117	6	111	486	7	544	23	808
WALKERTON TOWN	0	0	0	0	0	0	0	0	0	0	0	0
TOTAL-CITY AND TOWN:	0	0	0	0	0	0	0	0	0	0	0	0
GRAND TOTAL:	21	277	363	0	117	6	111	486	7	544	23	808
<b>SCOTT</b>												
CIRCUIT	0	0	12	0	0	0	12	25	0	43	0	33
COUNTY	0	3	21	0	43	1	0	0	0	0	0	0
TOTAL-COURTS OF RECORD:	0	3	33	0	43	1	12	25	0	43	0	33
GRAND TOTAL:	0	3	33	0	43	1	12	25	0	43	0	33
<b>SHELBY</b>												
CIRCUIT	1	1	4	0	0	0	0	0	0	0	0	0
SUPERIOR 1	1	2	54	0	0	0	35	52	8	37	1	104
SUPERIOR 2	0	69	40	1	36	0	0	0	0	0	0	0
UPGRADED 1-1-89												
TOTAL-COURTS OF RECORD:	2	72	98	1	36	0	35	52	8	37	1	104
GRAND TOTAL:	2	72	98	1	36	0	35	52	8	37	1	104
<b>SPENCER</b>												
CIRCUIT	0	10	2	0	28	0	1	2	0	10	0	0
TOTAL-COURTS OF RECORD:	0	10	2	0	28	0	1	2	0	10	0	0
ROCKPORT CITY	0	0	0	0	0	0	0	0	0	0	0	0
TOTAL-CITY AND TOWN:	0	0	0	0	0	0	0	0	0	0	0	0
GRAND TOTAL:	0	10	2	0	28	0	1	2	0	10	0	0
<b>STARKE</b>												
CIRCUIT	0	0	40	7	0	0	5	12	0	28	0	45



METHOD OF DISPOSITION  
DISPOSED BY BENCH TRIAL  
- - - CIVIL - - -

CP	CT	SC	RCV	DR	RDR	MH	AD	ES	GU	TR	MI	TOTAL
55	0	220	190	181	170	29	6	0	0	0	11	1,036
0	0	0	0	0	0	0	0	0	0	0	0	58
0	0	0	0	0	0	0	0	0	0	0	0	20
0	0	0	0	0	0	0	0	0	0	0	0	78
55	0	220	190	181	170	29	6	0	0	0	11	1,114
19	0	117	231	68	51	2	4	26	11	0	1	667
19	0	117	231	68	51	2	4	26	11	0	1	667
50	0	0	23	0	0	0	0	0	0	0	0	107
0	0	0	0	0	0	0	0	0	0	0	0	0
50	0	0	23	0	0	0	0	0	0	0	0	107
69	0	117	254	68	51	2	4	26	11	0	1	774
25	0	0	9	106	30	6	5	8	4	1	10	307
4	0	49	0	0	0	0	0	0	0	0	0	562
29	0	49	9	106	30	6	5	8	4	1	10	869
29	0	49	9	106	30	6	5	8	4	1	10	869
181	0	0	16	812	206	0	0	21	4	0	57	1,297
190	6	1,772	4,950	440	979	75	0	13	4	0	2	9,215
5	0	0	0	0	0	0	0	0	0	0	0	1,984
376	6	1,772	4,966	1,252	1,185	75	0	34	8	0	59	12,496
0	0	0	0	0	0	0	0	0	0	0	0	0
0	0	0	0	0	0	0	0	0	0	0	0	0
376	6	1,772	4,966	1,252	1,185	75	0	34	8	0	59	12,496
61	1	0	44	230	98	65	7	0	0	0	1	632
13	0	225	153	0	0	0	0	0	0	0	0	459
74	1	225	197	230	98	65	7	0	0	0	1	1,091
74	1	225	197	230	98	65	7	0	0	0	1	1,091
50	0	0	24	138	168	0	14	93	16	2	11	522
40	0	0	14	61	107	1	2	0	2	0	3	524
15	0	206	789	76	3	0	1	0	0	0	1	1,237
105	0	206	827	275	278	1	17	93	18	2	15	2,283
105	0	206	827	275	278	1	17	93	18	2	15	2,283
59	0	85	37	127	30	4	12	0	0	0	0	407
59	0	85	37	127	30	4	12	0	0	0	0	407
0	0	0	0	0	0	0	0	0	0	0	0	0
0	0	0	0	0	0	0	0	0	0	0	0	0
59	0	85	37	127	30	4	12	0	0	0	0	407
71	0	174	333	119	172	0	10	0	0	0	5	1,021





METHOD OF DISPOSITION  
DISPOSED BY BENCH TRIAL  
--- CRIMINAL ---

	CF	CM	RCR	MC	IF	OV	JC	JD	JS	JP	JM	RJ
<b>VANDERBURGH</b>												
SUPERIOR	16	93	117	0	135	67	580	238	10	457	113	114
TOTAL-COURTS OF RECORD:	466	93	329	0	135	67	580	238	10	457	113	114
GRAND TOTAL:	466	93	329	0	135	67	580	238	10	457	113	114
<b>VERMILLION</b>												
CIRCUIT	26	120	69	1	2	0	6	13	0	19	0	0
TOTAL-COURTS OF RECORD:	26	120	69	1	2	0	6	13	0	19	0	0
CLINTON CITY	0	0	0	0	17	1	0	0	0	0	0	0
TOTAL-CITY AND TOWN:	0	0	0	0	17	1	0	0	0	0	0	0
GRAND TOTAL:	26	120	69	1	19	1	6	13	0	19	0	0
<b>VIGO</b>												
CIRCUIT	0	0	41	0	0	0	0	48	7	265	0	52
SUPERIOR 1	2	5	19	71	0	0	0	0	0	0	0	0
SUPERIOR 2	0	0	0	0	0	0	0	0	0	0	0	0
SUPERIOR 3	0	0	0	0	0	0	0	0	0	0	0	0
SUPERIOR JURIS OF CIRCUIT CT.												
COUNTY 4	0	1	6	0	0	0	0	0	0	0	0	0
COUNTY 5	12	47	444	301	0	0	0	0	0	0	0	0
TOTAL-COURTS OF RECORD:	14	53	510	372	0	0	0	48	7	265	0	52
TERRE HAUTE CITY	0	268	0	0	68	0	0	0	0	0	0	0
TOTAL-CITY AND TOWN:	0	268	0	0	68	0	0	0	0	0	0	0
GRAND TOTAL:	14	321	510	372	68	0	0	48	7	265	0	52
<b>WABASH</b>												
CIRCUIT	2	0	23	0	0	0	0	6	0	7	0	0
COUNTY	0	0	67	0	2	0	0	0	0	0	0	0
TOTAL-COURTS OF RECORD:	2	0	90	0	2	0	0	6	0	7	0	0
WABASH CITY	0	0	0	0	5	0	0	0	0	0	0	0
N. MANCHESTER TOWN	0	0	0	0	0	0	0	0	0	0	0	0
TOTAL-CITY AND TOWN:	0	0	0	0	5	0	0	0	0	0	0	0
GRAND TOTAL:	2	0	90	0	7	0	0	6	0	7	0	0
<b>WARREN</b>												
CIRCUIT	0	4	11	4	5	1	7	3	0	3	2	2
TOTAL-COURTS OF RECORD:	0	4	11	4	5	1	7	3	0	3	2	2
GRAND TOTAL:	0	4	11	4	5	1	7	3	0	3	2	2
<b>WARRICK</b>												
CIRCUIT	4	0	25	2	0	0	5	3	0	3	0	10
SUPERIOR	6	11	12	479	62	1	0	0	0	31	0	2
TOTAL-COURTS OF RECORD:	10	11	37	481	62	1	5	3	0	34	0	12
GRAND TOTAL:	10	11	37	481	62	1	5	3	0	34	0	12
<b>WASHINGTON</b>												
CIRCUIT	0	1	159	0	49	0	0	0	0	0	0	0
SUPERIOR	0	0	0	0	0	0	0	0	0	0	0	0
TOTAL-COURTS OF RECORD:	0	1	159	0	49	0	0	0	0	0	0	0
GRAND TOTAL:	0	1	159	0	49	0	0	0	0	0	0	0
<b>WAYNE</b>												
CIRCUIT	2	1	14	0	0	0	18	22	0	92	30	49

METHOD OF DISPOSITION  
DISPOSED BY BENCH TRIAL  
- - - CIVIL - - -

61

CP	CT	SC	RCV	DR	RDR	MH	AD	ES	GU	TR	MI	TOTAL
558	0	2,565	1,671	1,131	610	0	84	257	127	5	191	9,139
779	0	2,565	1,730	1,131	610	0	84	257	127	5	191	10,081
779	0	2,565	1,730	1,131	610	0	84	257	127	5	191	10,081
43	0	126	47	102	46	6	4	4	0	0	1	635
43	0	126	47	102	46	6	4	4	0	0	1	635
0	0	0	0	0	0	0	0	0	0	0	0	18
0	0	0	0	0	0	0	0	0	0	0	0	18
43	0	126	47	102	46	6	4	4	0	0	1	653
53	0	0	1	131	38	0	43	0	0	0	23	702
19	0	0	51	196	134	0	1	0	0	0	13	511
211	0	0	21	321	273	75	0	0	0	0	139	1,040
0	0	0	0	0	0	0	0	0	0	0	0	0
277	1	580	580	0	0	0	0	0	0	0	0	1,445
18	0	188	242	0	0	0	0	0	0	0	2	1,254
578	1	768	895	648	445	75	44	0	0	0	177	4,952
0	0	0	0	0	0	0	0	0	0	0	0	336
0	0	0	0	0	0	0	0	0	0	0	0	336
578	1	768	895	648	445	75	44	0	0	0	177	5,288
44	0	0	35	205	212	0	2	0	1	0	4	541
4	0	394	1,375	0	0	0	0	0	0	0	0	1,842
48	0	394	1,410	205	212	0	2	0	1	0	4	2,383
0	0	18	0	0	0	0	0	0	0	0	0	23
0	0	0	0	0	0	0	0	0	0	0	0	0
0	0	18	0	0	0	0	0	0	0	0	0	23
48	0	412	1,410	205	212	0	2	0	1	0	4	2,406
18	1	39	18	40	46	0	2	0	0	0	2	208
18	1	39	18	40	46	0	2	0	0	0	2	208
18	1	39	18	40	46	0	2	0	0	0	2	208
141	1	0	35	193	175	34	13	92	24	0	0	760
50	0	553	241	87	38	0	4	1	1	0	0	1,579
191	1	553	276	280	213	34	17	93	25	0	0	2,339
191	1	553	276	280	213	34	17	93	25	0	0	2,339
32	0	10	25	4	20	0	0	0	0	0	0	300
43	0	146	125	202	73	0	0	0	0	0	0	589
75	0	156	150	206	93	0	0	0	0	0	0	889
75	0	156	150	206	93	0	0	0	0	0	0	889
28	1	0	46	237	57	0	0	0	0	0	37	634

METHOD OF DISPOSITION  
DISPOSED BY BENCH TRIAL  
- - - CRIMINAL - - -

	CF	CM	RCR	MC	IF	OV	JC	JD	JS	JP	JM	RJ
<b>WAYNE</b>												
SUPERIOR 1	1	0	17	0	0	0	18	22	0	56	25	64
SUPERIOR 2	0	0	42	0	0	0	12	34	0	126	27	100
SUPERIOR 3	0	808	3	48	325	2	0	0	0	0	0	0
TOTAL-COURTS OF RECORD:	3	809	76	48	325	2	48	78	0	274	82	213
HAGERSTOWN TOWN	0	0	0	0	5	0	0	0	0	0	0	0
TOTAL-CITY AND TOWN:	0	0	0	0	5	0	0	0	0	0	0	0
GRAND TOTAL:	3	809	76	48	330	2	48	78	0	274	82	213
<b>WELLS</b>												
CIRCUIT	0	0	7	0	0	0	13	18	3	15	0	14
SUPERIOR	0	21	10	0	21	0	0	0	0	0	0	0
TOTAL-COURTS OF RECORD:	0	21	17	0	21	0	13	18	3	15	0	14
BLUFFTON CITY	0	0	0	0	24	1	0	0	0	0	0	0
TOTAL-CITY AND TOWN:	0	0	0	0	24	1	0	0	0	0	0	0
GRAND TOTAL:	0	21	17	0	45	1	13	18	3	15	0	14
<b>WHITE</b>												
CIRCUIT	0	0	2	0	0	0	14	26	0	10	13	65
SUPERIOR	0	2	44	0	46	0	0	0	0	0	0	0
TOTAL-COURTS OF RECORD:	0	2	46	0	46	0	14	26	0	10	13	65
MCNON TOWN	0	0	0	0	0	0	0	0	0	0	0	0
NOT REPORTING												
TOTAL-CITY AND TOWN:	0	0	0	0	0	0	0	0	0	0	0	0
GRAND TOTAL:	0	2	46	0	46	0	14	26	0	10	13	65
<b>WHITLEY</b>												
CIRCUIT	4	11	20	0	0	0	0	3	0	14	0	1
SUPERIOR	0	6	41	0	69	0	0	0	0	0	0	0
TOTAL-COURTS OF RECORD:	4	17	61	0	69	0	0	3	0	14	0	1
GRAND TOTAL:	4	17	61	0	69	0	0	3	0	14	0	1

METHOD OF DISPOSITION  
DISPOSED BY BENCH TRIAL  
- - - CIVIL - - -

CP	CT	SC	RCV	DR	RDR	MH	AD	ES	GU	TR	MI	TOTAL
47	1	0	34	219	81	0	0	0	0	0	19	604
17	0	0	9	139	98	0	0	0	0	0	12	616
11	0	318	614	0	0	0	0	0	0	0	3	2,132
103	2	318	703	595	236	0	0	0	0	0	71	3,986
0	0	0	0	0	0	0	0	0	0	0	0	5
0	0	0	0	0	0	0	0	0	0	0	0	5
103	2	318	703	595	236	0	0	0	0	0	71	3,991
17	1	0	3	52	62	9	5	0	1	0	0	220
19	1	93	2	85	24	0	0	0	0	0	2	278
36	2	93	5	137	86	9	5	0	1	0	2	498
0	0	0	0	0	0	0	0	0	0	0	0	25
0	0	0	0	0	0	0	0	0	0	0	0	25
36	2	93	5	137	86	9	5	0	1	0	2	523
33	0	0	28	180	124	11	14	0	10	0	4	534
12	0	178	133	0	0	0	0	0	0	0	0	415
45	0	178	161	180	124	11	14	0	10	0	4	949
0	0	0	0	0	0	0	0	0	0	0	0	0
0	0	0	0	0	0	0	0	0	0	0	0	0
45	0	178	161	180	124	11	14	0	10	0	4	949
37	0	0	12	106	131	3	17	10	2	0	7	378
13	0	202	90	0	0	0	0	0	0	0	0	421
50	0	202	102	106	131	3	17	10	2	0	7	799
50	0	202	102	106	131	3	17	10	2	0	7	799

METHOD OF DISPOSITION  
DISPOSED BY BENCH TRIAL  
- - - CRIMINAL - - -

	CF	CM	RCR	MC	IF	OV	JC	JD	JS	JP	JM	RJ
TOTALS FOR SUPERIOR AND CIRCUIT COURTS	1,679	3,529	6,298	1,306	6,005	835	2,489	5,328	203	7,755	1,085	7,293
TOTALS FOR COUNTY AND MUNICIPAL COURTS	573	3,630	954	332	5,367	1,264	0	0	0	0	0	0
TOTALS FOR SMALL CLAIM COURTS	0	0	0	0	0	0	0	0	0	0	0	0
TOTALS FOR CITY AND TOWN COURTS	0	7,306	118	456	7,972	1,671	0	0	0	0	0	0
TOTALS FOR ALL COURTS	2,252	14,465	7,370	2,094	19,344	3,770	2,489	5,328	203	7,755	1,085	7,293



METHOD OF DISPOSITION  
DISPOSED BY BENCH TRIAL  
- - - CIVIL - - -

CP	CT	SC	RCV	DR	RDR	MH	AD	ES	GU	TR	MI	TOTAL
11,438	154	24,113	32,558	32,007	26,427	1,950	2,042	5,021	1,478	39	2,429	183,461
2,782	3	12,606	10,458	0	2	366	0	0	0	0	138	38,475
0	0	13,953	6,776	0	0	0	0	0	0	0	854	21,583
372	7	57	24	0	0	0	0	0	0	0	3	17,986
14,592	164	50,729	49,816	32,007	26,429	2,316	2,042	5,021	1,478	39	3,424	261,505

METHOD OF DISPOSITION

DISMISSED  
 - - - CRIMINAL - - -

	CF	CM	RGR	MC	IF	OV	JC	JD	JS	JP	JM	RJ
<b>ADAMS</b>												
CIRCUIT	3	4	0	0	0	0	0	0	1	5	0	0
SUPERIOR	11	67	0	0	33	5	0	0	0	0	0	0
TOTAL-COURTS OF RECORD:	14	71	0	0	33	5	0	0	1	5	0	0
GRAND TOTAL:	14	71	0	0	33	5	0	0	1	5	0	0
<b>ALLEN</b>												
CIRCUIT	18	0	12	4	0	0	0	0	0	0	0	0
SUPERIOR	76	3,349	33	0	183	90	42	59	0	36	91	17
TOTAL-COURTS OF RECORD:	94	3,349	45	4	183	90	42	59	0	36	91	17
GRAND TOTAL:	94	3,349	45	4	183	90	42	59	0	36	91	17
<b>BARTHOLOMEW</b>												
CIRCUIT	22	1	16	1	0	0	0	2	0	2	0	1
SUPERIOR 1	12	0	6	1	0	0	0	0	0	0	0	0
SUPERIOR 2	17	1,043	305	0	663	0	0	0	0	0	0	0
TOTAL-COURTS OF RECORD:	51	1,044	327	2	663	0	0	2	0	2	0	1
GRAND TOTAL:	51	1,044	327	2	663	0	0	2	0	2	0	1
<b>BENTON</b>												
CIRCUIT	10	21	0	2	22	0	0	1	0	1	0	0
TOTAL-COURTS OF RECORD:	10	21	0	2	22	0	0	1	0	1	0	0
GRAND TOTAL:	10	21	0	2	22	0	0	1	0	1	0	0
<b>BLACKFORD</b>												
CIRCUIT	4	0	0	0	0	0	4	17	0	7	0	0
COUNTY	3	26	10	0	6	3	0	0	0	0	0	0
TOTAL-COURTS OF RECORD:	7	26	10	0	6	3	4	17	0	7	0	0
MONTPELIER CITY	0	0	0	0	28	0	0	0	0	0	0	0
TOTAL-CITY AND TOWN:	0	0	0	0	28	0	0	0	0	0	0	0
GRAND TOTAL:	7	26	10	0	34	3	4	17	0	7	0	0
<b>BOONE</b>												
CIRCUIT	0	0	0	0	0	0	10	4	0	7	0	0
SUPERIOR 1	8	1	0	0	0	0	0	0	0	0	0	0
SUPERIOR 2	4	73	0	0	9	0	0	0	0	0	0	0
TOTAL-COURTS OF RECORD:	12	74	0	0	9	0	10	4	0	7	0	0
LEBANON CITY	0	9	0	0	20	4	0	0	0	0	0	0
THORNTOWN TOWN	0	37	0	0	50	6	0	0	0	0	0	0
ZIONSVILLE TOWN	0	2	0	0	25	2	0	0	0	0	0	0
JAMESTOWN TOWN	0	1	0	0	3	0	0	0	0	0	0	0
WHIESTOWN TOWN	0	0	0	0	1	5	0	0	0	0	0	0
TOTAL-CITY AND TOWN:	0	49	0	0	99	17	0	0	0	0	0	0
GRAND TOTAL:	12	123	0	0	108	17	10	4	0	7	0	0
<b>BROWN</b>												
CIRCUIT	10	115	51	0	62	0	14	2	0	1	0	3
TOTAL-COURTS OF RECORD:	10	115	51	0	62	0	14	2	0	1	0	3
GRAND TOTAL:	10	115	51	0	62	0	14	2	0	1	0	3
<b>CARROLL</b>												
CIRCUIT	5	27	25	1	1	0	0	2	0	1	0	4
SUPERIOR	3	117	14	1	16	0	2	8	1	0	0	2

METHOD OF DISPOSITION  
DISMISSED  
- - - CIVIL - - -

CP	CT	SC	RCV	DR	RDR	MH	AD	ES	GU	TR	MI	TOTAL
23	0	0	1	4	11	0	0	0	0	0	0	52
16	2	113	140	22	0	0	0	0	0	0	0	409
39	2	113	141	26	11	0	0	0	0	0	0	461
39	2	113	141	26	11	0	0	0	0	0	0	461
294	6	0	42	92	48	0	0	0	0	0	2	518
498	43	3,101	9,325	534	128	266	2	0	3	0	3	17,879
792	49	3,101	9,367	626	176	266	2	0	3	0	5	18,397
792	49	3,101	9,367	626	176	266	2	0	3	0	5	18,397
163	2	0	18	98	35	0	0	0	0	0	0	361
47	4	0	2	24	15	11	0	0	0	0	1	123
45	1	507	207	22	4	0	0	0	0	0	0	2,814
255	7	507	227	<del>144</del>	54	11	0	0	0	0	1	3,298
255	7	507	227	144	54	11	0	0	0	0	1	3,298
33	1	36	0	6	0	0	0	0	0	0	0	133
33	1	36	0	6	0	0	0	0	0	0	0	133
33	1	36	0	6	0	0	0	0	0	0	0	133
54	0	0	17	59	32	2	0	0	2	0	0	198
1	0	59	98	0	0	0	0	0	0	0	7	213
55	0	59	115	59	32	2	0	0	2	0	7	411
0	0	0	0	0	0	0	0	0	0	0	0	28
0	0	0	0	0	0	0	0	0	0	0	0	28
55	0	59	115	59	32	2	0	0	2	0	7	439
170	2	0	14	12	15	0	0	0	0	0	0	234
125	3	0	26	64	105	1	3	0	1	0	0	337
46	0	295	86	7	0	0	0	0	0	0	0	520
341	5	295	126	83	120	1	3	0	1	0	0	1,091
0	0	0	0	0	0	0	0	0	0	0	0	33
0	0	0	0	0	0	0	0	0	0	0	0	93
0	0	0	0	0	0	0	0	0	0	0	0	29
0	0	0	0	0	0	0	0	0	0	0	0	4
0	0	0	0	0	0	0	0	0	0	0	0	6
0	0	0	0	0	0	0	0	0	0	0	0	165
341	5	295	126	83	120	1	3	0	1	0	0	1,256
56	1	99	11	21	7	0	1	0	1	0	0	455
56	1	99	11	21	7	0	1	0	1	0	0	455
56	1	99	11	21	7	0	1	0	1	0	0	455
34	0	17	34	26	17	0	0	0	2	0	3	199
5	0	138	32	0	0	0	0	0	1	0	0	340

METHOD OF DISPOSITION  
DISMISSED  
--- CRIMINAL ---

	CF	CM	RCR	MC	IF	OV	JC	JD	JS	JP	JM	RJ
<b>CARROLL</b>												
TOTAL-COURTS OF RECORD:	8	144	39	2	17	0	2	10	1	1	0	6
DELPHI CITY	0	0	0	0	16	0	0	0	0	0	0	0
BURLINGTON TOWN	0	0	0	0	2	0	0	0	0	0	0	0
TOTAL-CITY AND TOWN:	0	0	0	0	18	0	0	0	0	0	0	0
GRAND TOTAL:	8	144	39	2	35	0	2	10	1	1	0	6
<b>CASS</b>												
CIRCUIT	37	9	2	1	0	0	8	35	0	6	0	15
SUPERIOR	73	433	4	0	309	0	0	0	0	0	0	0
TOTAL-COURTS OF RECORD:	110	442	6	1	309	0	8	35	0	6	0	15
GRAND TOTAL:	110	442	6	1	309	0	8	35	0	6	0	15
<b>CLARK</b>												
CIRCUIT	8	0	0	0	0	0	0	0	0	0	0	0
SUPERIOR 1	17	0	4	0	0	0	82	33	19	8	0	5
SUPERIOR 2	0	0	0	0	0	0	48	0	0	19	22	24
COUNTY	78	227	7	0	1,179	0	0	0	0	0	0	0
TOTAL-COURTS OF RECORD:	103	227	11	0	1,179	0	130	33	19	27	22	29
CHARLESTOWN CITY	0	2	0	2	8	9	0	0	0	0	0	0
JEFFERSONVILLE CITY	0	189	0	0	125	14	0	0	0	0	0	0
CLARKSVILLE TOWN	0	47	0	0	12	29	0	0	0	0	0	0
TOTAL-CITY AND TOWN:	0	238	0	2	145	52	0	0	0	0	0	0
GRAND TOTAL:	103	465	11	2	1,324	52	130	33	19	27	22	29
<b>CLAY</b>												
CIRCUIT	10	0	0	0	0	0	1	0	0	7	0	12
SUPERIOR	22	74	2	0	29	0	0	0	0	0	0	0
TOTAL-COURTS OF RECORD:	32	74	2	0	29	0	1	0	0	7	0	12
GRAND TOTAL:	32	74	2	0	29	0	1	0	0	7	0	12
<b>CLINTON</b>												
CIRCUIT	14	0	3	0	0	0	15	3	4	4	9	4
COUNTY	11	105	6	0	20	0	0	0	0	0	0	0
UPGRADED TO SUPERIOR 7-1-90												
TOTAL-COURTS OF RECORD:	25	105	9	0	20	0	15	3	4	4	9	4
FRANKFORT CITY	0	6	0	0	1	0	0	0	0	0	0	0
TOTAL-CITY AND TOWN:	0	6	0	0	1	0	0	0	0	0	0	0
GRAND TOTAL:	25	111	9	0	21	0	15	3	4	4	9	4
<b>CRAWFORD</b>												
CIRCUIT	40	91	126	3	87	0	4	3	0	4	1	1
TOTAL-COURTS OF RECORD:	40	91	126	3	87	0	4	3	0	4	1	1
GRAND TOTAL:	40	91	126	3	87	0	4	3	0	4	1	1
<b>DAVISS</b>												
CIRCUIT	44	0	2	1	0	0	8	0	0	5	0	0
SUPERIOR	14	76	19	0	27	8	0	0	0	0	0	0
TOTAL-COURTS OF RECORD:	58	76	21	1	27	8	8	0	0	5	0	0
GRAND TOTAL:	58	76	21	1	27	8	8	0	0	5	0	0
<b>DEARBORN</b>												
CIRCUIT	4	0	0	0	0	0	0	6	0	0	0	0

METHOD OF DISPOSITION  
DISMISSED  
- - - CIVIL - - -

69

CP	CT	SC	RCV	DR	RDR	MH	AD	ES	GU	TR	MI	TOTAL
39	0	155	66	26	17	0	0	0	3	0	3	539
0	0	0	0	0	0	0	0	0	0	0	0	16
0	0	0	0	0	0	0	0	0	0	0	0	2
0	0	0	0	0	0	0	0	0	0	0	0	18
39	0	155	66	26	17	0	0	0	3	0	3	557
45	0	0	0	35	50	1	11	0	0	0	2	257
33	0	220	2	19	7	6	0	0	1	0	0	1,107
78	0	220	2	54	57	7	11	0	1	0	2	1,364
78	0	220	2	54	57	7	11	0	1	0	2	1,364
213	4	0	1	26	1	0	0	1	1	0	43	298
33	0	0	1	28	24	0	0	0	1	0	0	255
100	5	0	212	182	179	0	3	10	12	0	0	816
97	2	285	0	0	0	0	0	0	0	0	0	1,875
443	11	285	214	236	204	0	3	11	14	0	43	3,244
0	0	0	0	0	0	0	0	0	0	0	0	21
0	0	0	0	0	0	0	0	0	0	0	0	328
0	0	0	0	0	0	0	0	0	0	0	0	88
0	0	0	0	0	0	0	0	0	0	0	0	437
443	11	285	214	236	204	0	3	11	14	0	43	3,681
22	0	0	3	27	11	0	0	1	1	0	0	95
27	0	22	20	13	3	0	0	0	0	0	0	212
49	0	22	23	40	14	0	0	1	1	0	0	307
49	0	22	23	40	14	0	0	1	1	0	0	307
45	0	0	31	145	68	0	1	0	0	0	4	350
7	0	157	124	0	0	0	0	0	0	0	0	430
52	0	157	155	145	68	0	1	0	0	0	4	780
0	0	0	0	0	0	0	0	0	0	0	0	7
0	0	0	0	0	0	0	0	0	0	0	0	7
52	0	157	155	145	68	0	1	0	0	0	4	787
48	0	90	18	12	7	0	0	1	0	0	1	537
48	0	90	18	12	7	0	0	1	0	0	1	537
48	0	90	18	12	7	0	0	1	0	0	1	537
63	2	0	9	49	14	19	1	0	2	0	33	252
15	0	171	35	0	0	0	0	0	0	0	0	365
78	2	171	44	49	14	19	1	0	2	0	33	617
78	2	171	44	49	14	19	1	0	2	0	33	617
114	0	0	0	91	0	0	4	0	0	0	23	242

METHOD OF DISPOSITION  
DISMISSED  
--- CRIMINAL ---

70

	CF	CM	RCR	MC	IF	OV	JC	JD	JS	JP	JM	RJ
<b>DEARBORN</b>												
COUNTY	13	187	4	0	68	0	0	0	0	0	0	0
TOTAL-COURTS OF RECORD:	17	187	4	0	68	0	0	6	0	0	0	0
AURORA CITY	0	45	0	0	71	0	0	0	0	0	0	0
LAWRENCEBURG CITY	0	25	0	12	17	0	0	0	0	0	0	0
TOTAL-CITY AND TOWN:	0	70	0	12	88	0	0	0	0	0	0	0
GRAND TOTAL:	17	257	4	12	156	0	0	6	0	0	0	0
<b>DECATUR</b>												
CIRCUIT	2	1	0	0	0	0	2	0	0	1	1	0
COUNTY	3	62	1	0	103	0	0	0	0	0	0	0
TOTAL-COURTS OF RECORD:	5	63	1	0	103	0	2	0	0	1	1	0
GRAND TOTAL:	5	63	1	0	103	0	2	0	0	1	1	0
<b>DEKALB</b>												
CIRCUIT	14	1	0	2	0	0	51	17	1	1	0	18
SUPERIOR	24	100	39	0	166	0	0	0	2	0	0	0
TOTAL-COURTS OF RECORD:	38	101	39	2	166	0	51	17	3	1	0	18
BUTLER CITY	0	0	0	0	9	0	0	0	0	0	0	0
TOTAL-CITY AND TOWN:	0	0	0	0	9	0	0	0	0	0	0	0
GRAND TOTAL:	38	101	39	2	175	0	51	17	3	1	0	18
<b>DELAWARE</b>												
CIRCUIT	21	0	1	0	0	0	0	8	6	14	0	8
SUPERIOR 1	21	0	0	0	0	0	0	0	0	1	0	0
SUPERIOR 2	30	0	4	0	0	0	25	14	11	6	11	14
SUPERIOR 3	41	180	11	0	187	0	0	0	0	0	0	0
SUPERIOR 4	33	262	6	0	112	0	0	0	0	0	0	0
TOTAL-COURTS OF RECORD:	146	442	22	0	299	0	25	22	17	21	11	22
MUNCIE CITY	0	531	0	0	92	67	0	0	0	0	0	0
YORKTOWN TOWN	0	0	0	0	136	0	0	0	0	0	0	0
TOTAL-CITY AND TOWN:	0	531	0	0	228	67	0	0	0	0	0	0
GRAND TOTAL:	146	973	22	0	527	67	25	22	17	21	11	22
<b>DUBOIS</b>												
CIRCUIT	45	81	3	1	0	0	1	7	6	1	0	0
SUPERIOR	12	124	6	12	63	1	0	0	0	0	0	0
TOTAL-COURTS OF RECORD:	57	205	9	13	63	1	1	7	6	1	0	0
GRAND TOTAL:	57	205	9	13	63	1	1	7	6	1	0	0
<b>ELKHART</b>												
CIRCUIT	13	0	6	0	0	0	10	11	0	1	1	0
SUPERIOR 1	19	0	2	0	0	0	0	0	0	0	0	0
SUPERIOR 2	43	0	4	0	0	0	1	0	0	32	0	0
SUPERIOR 3	53	2	11	0	0	0	0	0	0	0	0	0
COUNTY - ELKHART	61	8	4	0	3	0	0	0	0	0	0	0
COUNTY - GOSHEN	67	366	53	0	417	33	0	0	0	0	0	0
TOTAL-COURTS OF RECORD:	256	376	80	0	420	33	11	11	0	33	1	0
ELKHART CITY	0	1,177	0	0	1,225	26	0	0	0	0	0	0
GOSHEN CITY	0	474	102	16	352	58	0	0	0	0	0	0
NAPPANEE CITY	0	39	0	0	31	1	0	0	0	0	0	0
TOTAL-CITY AND TOWN:	0	1,690	102	16	1,608	85	0	0	0	0	0	0
GRAND TOTAL:	256	2,066	182	16	2,028	118	11	11	0	33	1	0
<b>FAYETTE</b>												
CIRCUIT	14	0	4	0	0	0	1	13	1	46	0	31

METHOD OF DISPOSITION

DISMISSED

--- CIVIL ---

CP	CT	SC	RCV	DR	RDR	MH	AD	ES	GU	TR	MI	TOTAL
16	0	482	0	0	0	0	0	0	0	0	0	770
130	0	482	0	91	0	0	4	0	0	0	23	1,012
0	0	0	0	0	0	0	0	0	0	0	0	116
0	0	0	0	0	0	0	0	0	0	0	0	54
0	0	0	0	0	0	0	0	0	0	0	0	170
130	0	482	0	91	0	0	4	0	0	0	23	1,182
48	3	0	9	37	10	0	0	0	0	0	4	118
0	0	112	46	0	0	0	0	0	0	0	0	327
48	3	112	55	37	10	0	0	0	0	0	4	445
48	3	112	55	37	10	0	0	0	0	0	4	445
37	5	0	8	13	12	10	0	0	0	0	12	202
29	1	537	570	9	15	0	0	0	0	0	0	1,492
66	6	537	578	22	27	10	0	0	0	0	12	1,694
0	0	0	0	0	0	0	0	0	0	0	0	9
0	0	0	0	0	0	0	0	0	0	0	0	9
66	6	537	578	22	27	10	0	0	0	0	12	1,703
53	2	0	6	44	12	1	0	0	1	0	8	185
73	0	0	9	7	6	3	0	0	0	0	0	120
95	0	0	1	12	18	0	1	0	1	0	1	244
20	0	420	4	35	12	0	0	0	0	0	0	910
75	0	458	22	40	4	0	0	0	0	0	0	1,012
316	2	878	42	138	52	4	1	0	2	0	9	2,471
0	0	0	0	0	0	0	0	0	0	0	0	690
0	0	0	0	0	0	0	0	0	0	0	0	136
0	0	0	0	0	0	0	0	0	0	0	0	826
316	2	878	42	138	52	4	1	0	2	0	9	3,297
66	5	0	3	28	11	0	0	0	0	0	0	258
16	2	168	105	5	2	0	0	0	0	0	0	516
82	7	168	108	33	13	0	0	0	0	0	0	774
82	7	168	108	33	13	0	0	0	0	0	0	774
60	14	0	5	37	1	0	2	0	0	0	1	162
154	6	0	5	108	0	0	0	0	1	0	0	295
190	0	0	1	111	1	0	0	0	0	0	0	383
73	0	0	1	83	23	4	0	0	2	0	0	252
10	0	945	0	0	0	0	0	0	0	0	0	1,031
4	0	305	63	0	0	0	0	0	0	0	0	1,308
491	20	1,250	75	339	25	4	2	0	3	0	1	3,431
0	0	0	0	0	0	0	0	0	0	0	0	2,428
5	0	0	1	0	0	0	0	0	0	0	0	1,008
0	0	0	0	0	0	0	0	0	0	0	0	71
5	0	0	1	0	0	0	0	0	0	0	0	3,507
496	20	1,250	76	339	25	4	2	0	3	0	1	6,938
103	5	0	69	127	63	1	0	2	0	0	2	482

METHOD OF DISPOSITION  
DISMISSED  
--- CRIMINAL ---

	CF	CM	RCR	MC	IF	OV	JC	JD	JS	JP	JM	RJ
<b>FAYETTE</b>												
SUPERIOR	5	12	5	0	5	0	0	0	0	0	0	0
TOTAL-COURTS OF RECORD:	19	12	9	0	5	0	1	13	1	46	0	31
GRAND TOTAL:	19	12	9	0	5	0	1	13	1	46	0	31
<b>FLOYD</b>												
CIRCUIT	11	0	0	0	0	0	17	24	0	18	4	2
SUPERIOR	35	2	6	0	0	0	0	0	0	0	0	0
COUNTY	17	1,680	28	10	1,468	174	0	0	0	0	0	0
TOTAL-COURTS OF RECORD:	63	1,682	34	10	1,468	174	17	24	0	18	4	2
GRAND TOTAL:	63	1,682	34	10	1,468	174	17	24	0	18	4	2
<b>FOUNTAIN</b>												
CIRCUIT	7	65	41	1	24	0	3	0	0	2	0	4
TOTAL-COURTS OF RECORD:	7	65	41	1	24	0	3	0	0	2	0	4
ATTICA CITY	0	37	0	0	19	4	0	0	0	0	0	0
TOTAL-CITY AND TOWN:	0	37	0	0	19	4	0	0	0	0	0	0
GRAND TOTAL:	7	102	41	1	43	4	3	0	0	2	0	4
<b>FRANKLIN</b>												
CIRCUIT	24	49	0	0	117	0	1	15	0	1	0	0
TOTAL-COURTS OF RECORD:	24	49	0	0	117	0	1	15	0	1	0	0
GRAND TOTAL:	24	49	0	0	117	0	1	15	0	1	0	0
<b>FULTON</b>												
CIRCUIT	17	0	0	2	0	0	4	7	0	1	16	0
COUNTY	3	121	14	0	99	0	0	0	0	0	0	0
TOTAL-COURTS OF RECORD:	20	121	14	2	99	0	4	7	0	1	16	0
GRAND TOTAL:	20	121	14	2	99	0	4	7	0	1	16	0
<b>GIBSON</b>												
CIRCUIT	27	0	3	0	0	0	18	5	0	12	1	16
SUPERIOR	5	61	27	0	333	1	0	0	0	0	0	0
TOTAL-COURTS OF RECORD:	32	61	30	0	333	1	18	5	0	12	1	16
GRAND TOTAL:	32	61	30	0	333	1	18	5	0	12	1	16
<b>GRANT</b>												
CIRCUIT	4	0	0	0	0	0	0	0	0	0	0	0
SUPERIOR 1	3	1	1	0	0	0	0	0	0	0	0	0
SUPERIOR 2	6	1	3	0	0	0	8	27	1	12	2	12
COUNTY	23	213	65	0	241	0	0	0	0	0	0	0
TOTAL-COURTS OF RECORD:	36	215	69	0	241	0	8	27	1	12	2	12
GAS CITY	0	15	0	0	25	0	0	0	0	0	0	0
MARION CITY	0	22	0	1	13	3	0	0	0	0	0	0
TOTAL-CITY AND TOWN:	0	37	0	1	38	3	0	0	0	0	0	0
GRAND TOTAL:	36	252	69	1	279	3	8	27	1	12	2	12
<b>GREENE</b>												
CIRCUIT	31	0	6	0	0	0	8	13	0	17	0	0
SUPERIOR	20	234	0	3	87	0	0	0	0	0	0	0
UPGRADED 1-1-89												
TOTAL-COURTS OF RECORD:	51	234	6	3	87	0	8	13	0	17	0	0
GRAND TOTAL:	51	234	6	3	87	0	8	13	0	17	0	0
<b>HAMILTON</b>												
CIRCUIT	5	0	0	3	0	0	7	15	0	3	0	1



METHOD OF DISPOSITION  
DISMISSED  
- - - CIVIL - - -

CP	CT	SC	RCV	DR	RDR	MH	AD	ES	GU	TR	MI	TOTAL
7	0	150	0	3	1	0	0	0	0	0	0	188
110	5	150	69	130	64	1	0	2	0	0	2	670
110	5	150	69	130	64	1	0	2	0	0	2	670
76	0	0	8	41	14	26	3	0	0	0	5	249
58	2	0	0	32	0	0	0	0	0	0	0	135
39	0	187	31	0	0	0	0	0	0	0	1	3,635
173	2	187	39	73	14	26	3	0	0	0	6	4,019
173	2	187	39	73	14	26	3	0	0	0	6	4,019
39	1	109	73	19	21	0	3	0	2	0	1	415
39	1	109	73	19	21	0	3	0	2	0	1	415
0	0	0	0	0	0	0	0	0	0	0	0	60
0	0	0	0	0	0	0	0	0	0	0	0	60
39	1	109	73	19	21	0	3	0	2	0	1	475
48	0	33	1	6	1	0	0	0	1	0	0	297
48	0	33	1	6	1	0	0	0	1	0	0	297
48	0	33	1	6	1	0	0	0	1	0	0	297
72	0	0	7	20	1	0	1	0	1	0	0	149
0	0	155	11	0	0	0	0	0	0	0	0	403
72	0	155	18	20	1	0	1	0	1	0	0	552
72	0	155	18	20	1	0	1	0	1	0	0	552
80	1	0	38	26	86	0	0	3	4	0	0	320
35	0	92	35	9	3	0	0	0	0	0	0	601
115	1	92	73	35	89	0	0	3	4	0	0	921
115	1	92	73	35	89	0	0	3	4	0	0	921
243	0	0	0	317	0	92	0	33	2	0	1	692
62	0	0	5	54	17	12	1	0	0	0	0	156
27	2	0	3	71	11	7	2	0	1	0	0	196
21	0	468	368	0	0	0	0	0	0	0	23	1,422
353	2	468	376	442	28	111	3	33	3	0	24	2,466
0	0	0	0	0	0	0	0	0	0	0	0	40
0	0	0	0	0	0	0	0	0	0	0	0	39
0	0	0	0	0	0	0	0	0	0	0	0	79
353	2	468	376	442	28	111	3	33	3	0	24	2,545
76	0	0	16	31	47	12	0	0	2	0	2	261
11	1	249	173	13	2	3	0	0	0	0	0	796
87	1	249	189	44	49	15	0	0	2	0	2	1,057
87	1	249	189	44	49	15	0	0	2	0	2	1,057
178	19	0	11	8	5	0	0	0	0	0	30	285

METHOD OF DISPOSITION

DISMISSED

--- CRIMINAL ---

	CF	CM	RCR	MC	IF	OV	JC	JD	JS	JP	JM	RJ
<b>HAMILTON</b>												
SUPERIOR 1	16	0	7	7	0	0	0	0	0	1	0	0
SUPERIOR 2	4	0	3	0	0	0	0	0	0	3	0	0
SUPERIOR 3	12	0	1	0	0	0	0	0	0	0	0	0
COUNTY	23	179	10	0	148	62	0	0	0	0	0	0
TOTAL-COURTS OF RECORD:	60	179	21	10	148	62	7	15	0	7	0	1
CARMEL CITY	0	27	5	0	90	9	0	0	0	0	0	0
NOBLESVILLE CITY	0	55	0	0	44	64	0	0	0	0	0	0
TOTAL-CITY AND TOWN:	0	82	5	0	134	73	0	0	0	0	0	0
GRAND TOTAL:	60	261	26	10	282	135	7	15	0	7	0	1
<b>HANCOCK</b>												
CIRCUIT	9	0	0	0	0	0	3	1	0	9	0	0
SUPERIOR	8	0	12	0	0	0	1	2	0	0	0	0
COUNTY	63	334	8	0	961	0	0	0	0	0	0	0
TOTAL-COURTS OF RECORD:	80	334	20	0	961	0	4	3	0	9	0	0
GRAND TOTAL:	80	334	20	0	961	0	4	3	0	9	0	0
<b>HARRISON</b>												
CIRCUIT	19	0	1	0	0	0	2	1	0	1	0	0
COUNTY	49	171	0	0	263	0	0	0	0	0	0	0
TOTAL-COURTS OF RECORD:	68	171	1	0	263	0	2	1	0	1	0	0
GRAND TOTAL:	68	171	1	0	263	0	2	1	0	1	0	0
<b>HENDRICKS</b>												
CIRCUIT	75	25	54	0	0	0	24	163	0	26	26	134
SUPERIOR 1	32	0	4	0	0	0	0	0	0	0	0	0
SUPERIOR 2	96	1,099	84	0	643	10	0	0	0	0	0	0
TOTAL-COURTS OF RECORD:	203	1,124	142	0	643	10	24	163	0	26	26	134
PLAINFIELD TOWN	0	4	0	0	25	0	0	0	0	0	0	0
EFFECTIVE 9/1/89												
TOTAL-CITY AND TOWN:	0	4	0	0	25	0	0	0	0	0	0	0
GRAND TOTAL:	203	1,128	142	0	668	10	24	163	0	26	26	134
<b>HENRY</b>												
CIRCUIT	7	0	0	0	0	0	0	4	0	1	0	0
SUPERIOR	11	0	0	0	0	0	7	5	0	8	0	7
COUNTY	46	199	0	2	56	0	0	0	0	0	0	0
TOTAL-COURTS OF RECORD:	64	199	0	2	56	0	7	9	0	9	0	7
KNIGHTSTOWN TOWN	0	29	0	0	140	0	0	0	0	0	0	0
TOTAL-CITY AND TOWN:	0	29	0	0	140	0	0	0	0	0	0	0
GRAND TOTAL:	64	228	0	2	196	0	7	9	0	9	0	7
<b>HOWARD</b>												
CIRCUIT	39	1	4	0	0	0	9	3	5	12	1	2
SUPERIOR 1	75	20	22	0	0	0	0	0	0	0	0	0
SUPERIOR 2	11	0	0	0	0	0	0	0	0	0	0	0
COUNTY	43	434	11	0	78	0	0	0	0	0	0	0
TOTAL-COURTS OF RECORD:	168	455	37	0	78	0	9	3	5	12	1	2
GRAND TOTAL:	168	455	37	0	78	0	9	3	5	12	1	2
<b>HUNTINGTON</b>												
CIRCUIT	0	0	3	0	0	0	0	3	0	2	0	0

METHOD OF DISPOSITION  
DISMISSED  
- - - CIVIL - - -

CP	CT	SC	RCV	DR	RDR	MH	AD	ES	GU	TR	MI	TOTAL
110	4	0	31	21	24	0	0	0	0	0	2	223
210	8	0	38	78	22	0	0	0	0	0	3	369
70	12	0	0	64	0	0	0	0	0	0	0	159
5	0	503	333	0	0	0	0	0	0	0	0	1,263
573	43	503	413	171	51	0	0	0	0	0	35	2,299
0	0	0	0	0	0	0	0	0	0	0	0	131
0	0	0	0	0	0	0	0	0	0	0	0	163
0	0	0	0	0	0	0	0	0	0	0	0	294
573	43	503	413	171	51	0	0	0	0	0	35	2,593
175	16	0	9	29	128	3	0	0	2	0	2	386
186	10	0	3	78	28	1	0	0	4	0	0	333
160	0	343	47	0	0	0	0	0	0	0	0	1,916
521	26	343	59	107	156	4	0	0	6	0	2	2,635
521	26	343	59	107	156	4	0	0	6	0	2	2,635
37	4	0	1	17	3	0	0	0	0	0	0	86
59	0	177	0	0	0	0	0	0	0	0	0	719
96	4	177	1	17	3	0	0	0	0	0	0	805
96	4	177	1	17	3	0	0	0	0	0	0	805
210	0	0	64	56	32	0	0	0	0	0	10	899
76	0	0	21	54	20	0	0	0	6	0	0	213
0	31	732	32	38	11	0	0	0	0	0	0	2,776
286	31	732	117	148	63	0	0	0	6	0	10	3,888
0	0	0	0	0	0	0	0	0	0	0	0	29
0	0	0	0	0	0	0	0	0	0	0	0	29
286	31	732	117	148	63	0	0	0	6	0	10	3,917
172	13	0	0	59	1	0	0	0	0	0	0	257
50	1	0	0	36	11	0	0	0	0	0	1	137
19	0	540	140	0	0	0	0	0	0	0	0	1,002
241	14	540	140	95	12	0	0	0	0	0	1	1,396
0	0	0	0	0	0	0	0	0	0	0	0	169
0	0	0	0	0	0	0	0	0	0	0	0	169
241	14	540	140	95	12	0	0	0	0	0	1	1,565
86	0	0	8	63	42	0	1	0	3	0	28	307
222	3	0	0	47	0	31	0	0	0	0	3	423
34	0	0	12	37	80	0	0	0	0	0	0	174
0	0	585	0	0	0	0	0	0	0	0	0	1,151
342	3	585	20	147	122	31	1	0	3	0	31	2,055
342	3	585	20	147	122	31	1	0	3	0	31	2,055
102	5	0	34	58	51	6	0	0	0	0	6	270

METHOD OF DISPOSITION  
DISMISSED  
--- CRIMINAL ---

	CF	CM	RCR	MC	IF	OV	JC	JD	JS	JP	JM	RJ
<b>HUNTINGTON</b>												
SUPERIOR	9	82	8	0	76	0	0	0	0	0	0	0
TOTAL-COURTS OF RECORD:	9	82	11	0	76	0	0	3	0	2	0	0
ROANOKE TOWN	0	0	0	0	77	0	0	0	0	0	0	0
TOTAL-CITY AND TOWN:	0	0	0	0	77	0	0	0	0	0	0	0
GRAND TOTAL:	9	82	11	0	153	0	0	3	0	2	0	0
<b>JACKSON</b>												
CIRCUIT	41	2	3	0	0	0	2	2	0	2	0	4
SUPERIOR	0	245	111	0	121	0	0	0	0	0	0	0
TOTAL-COURTS OF RECORD:	41	247	114	0	121	0	2	2	0	2	0	4
GRAND TOTAL:	41	247	114	0	121	0	2	2	0	2	0	4
<b>JASPER</b>												
CIRCUIT	10	0	0	1	0	0	1	3	0	13	0	0
SUPERIOR	27	527	0	0	164	1	0	0	0	1	0	0
TOTAL-COURTS OF RECORD:	37	527	0	1	164	1	1	3	0	14	0	0
DEMOTTE TOWN	0	0	0	0	66	0	0	0	0	0	0	0
WHEATFIELD TOWN	0	0	0	0	0	0	0	0	0	0	0	0
TOTAL-CITY AND TOWN:	0	0	0	0	66	0	0	0	0	0	0	0
GRAND TOTAL:	37	527	0	1	230	1	1	3	0	14	0	0
<b>JAY</b>												
CIRCUIT	7	5	0	0	0	0	1	0	0	1	0	0
SUPERIOR	10	66	13	0	0	0	0	0	0	0	0	0
UPGRADED 1-1-89												
TOTAL-COURTS OF RECORD:	17	71	13	0	0	0	1	0	0	1	0	0
DUNKIRK CITY	0	4	0	0	60	0	0	0	0	0	0	0
PORTLAND CITY	0	34	0	0	38	8	0	0	0	0	0	0
TOTAL-CITY AND TOWN:	0	38	0	0	98	8	0	0	0	0	0	0
GRAND TOTAL:	17	109	13	0	98	8	1	0	0	1	0	0
<b>JEFFERSON</b>												
CIRCUIT	13	0	1	0	0	0	7	0	0	4	0	0
COUNTY	8	452	0	0	81	66	0	0	0	0	0	0
TOTAL-COURTS OF RECORD:	21	452	1	0	81	66	7	0	0	4	0	0
GRAND TOTAL:	21	452	1	0	81	66	7	0	0	4	0	0
<b>JENNINGS</b>												
CIRCUIT	17	6	15	0	0	0	6	10	0	28	0	1
TOTAL-COURTS OF RECORD:	17	6	15	0	0	0	6	10	0	28	0	1
NORTH VERNON CITY	0	28	0	1	31	2	0	0	0	0	0	0
TOTAL-CITY AND TOWN:	0	28	0	1	31	2	0	0	0	0	0	0
GRAND TOTAL:	17	34	15	1	31	2	6	10	0	28	0	1
<b>JOHNSON</b>												
CIRCUIT	5	1	0	0	0	0	1	0	0	0	0	0
SUPERIOR 1	11	83	2	0	0	0	1	0	0	0	0	0
SUPERIOR 2	5	38	0	0	29	0	0	0	0	0	0	0
TOTAL-COURTS OF RECORD:	21	122	2	0	29	0	2	0	0	0	0	0
FRANKLIN CITY	0	39	0	0	95	0	0	0	0	0	0	0
GREENWOOD CITY	0	127	4	0	194	0	0	0	0	0	0	0
NEW WHITELAND TOWN	0	46	0	0	72	10	0	0	0	0	0	0



METHOD OF DISPOSITION  
DISMISSED  
--- CRIMINAL ---

	CF	CM	RCR	MC	IF	OV	JC	JD	JS	JP	JM	RJ
<b>JOHNSON</b>												
TOTAL-CITY AND TOWN:	0	212	4	0	361	10	0	0	0	0	0	0
GRAND TOTAL:	21	334	6	0	390	10	2	0	0	0	0	0
<b>KNOX</b>												
CIRCUIT	0	0	0	0	0	0	0	0	0	0	0	0
SUPERIOR 1	27	0	0	0	0	0	7	8	0	13	0	3
SUPERIOR 2	2	292	0	0	93	0	0	0	0	0	0	0
TOTAL-COURTS OF RECORD:	29	292	0	0	93	0	7	8	0	13	0	3
BICKNELL CITY	0	2	0	0	1	0	0	0	0	0	0	0
TOTAL-CITY AND TOWN:	0	2	0	0	1	0	0	0	0	0	0	0
GRAND TOTAL:	29	294	0	0	94	0	7	8	0	13	0	3
<b>KOSCIUSKO</b>												
CIRCUIT	20	0	3	0	0	0	0	0	0	0	0	0
SUPERIOR	60	6	0	0	0	0	0	0	0	0	0	0
COUNTY	1	519	0	0	115	0	0	0	0	0	0	0
TOTAL-COURTS OF RECORD:	81	525	3	0	115	0	0	0	0	0	0	0
GRAND TOTAL:	81	525	3	0	115	0	0	0	0	0	0	0
<b>LAGRANGE</b>												
CIRCUIT	1	2	1	1	0	0	6	1	0	10	0	0
SUPERIOR	10	36	0	0	46	0	0	0	0	0	0	0
TOTAL-COURTS OF RECORD:	11	38	1	1	46	0	6	1	0	10	0	0
GRAND TOTAL:	11	38	1	1	46	0	6	1	0	10	0	0
<b>LAKE</b>												
CIRCUIT	0	0	0	0	0	0	0	0	0	0	0	0
SUPERIOR, CIV. 1	0	0	0	0	0	0	0	0	0	0	0	0
SUPERIOR, CIV. 2	0	0	0	0	0	0	0	0	0	0	0	0
SUPERIOR, CIV. 3	0	0	0	0	0	0	0	0	0	0	0	0
SUPERIOR, CIV. 4	0	0	0	0	0	0	0	0	0	0	0	0
SUPERIOR, CIV. 5	1	0	0	0	0	0	0	0	0	2	0	0
SUPERIOR, JUV. DIV.	0	0	0	0	0	0	40	489	2	55	89	35
SUPERIOR, CRIM. 1	58	0	1	0	0	0	0	0	0	0	0	0
SUPERIOR, CRIM. 2	48	0	2	1	0	0	0	0	0	0	0	0
SUPERIOR, CRIM. 3	33	0	0	0	0	0	0	0	0	0	0	0
SUPERIOR, CRIM. 4	37	0	4	0	0	0	0	0	0	0	0	0
SUPERIOR 7	24	376	55	0	909	36	0	0	0	0	0	0
UPGRADED 1-1-89												
SUPERIOR 8	76	954	0	0	1,570	75	0	0	0	0	0	0
UPGRADED 1-1-89												
SUPERIOR 9	51	512	54	2	967	135	0	0	0	0	0	0
UPGRADED 1-1-89												
TOTAL-COURTS OF RECORD:	328	1,842	116	3	3,446	246	40	489	2	57	89	35
CROWN POINT CITY	0	66	0	0	95	119	0	0	0	0	0	0
EAST CHICAGO CITY	0	223	0	82	150	48	0	0	0	0	0	0
GARY CITY	0	698	0	0	1,293	1,173	0	0	0	0	0	0
HAMMOND CITY	0	70	0	0	846	935	0	0	0	0	0	0
HOBART CITY	0	280	6	0	433	26	0	0	0	0	0	0
LAKE STATION CITY	0	162	2	0	206	16	0	0	0	0	0	0
WHITING CITY	0	28	0	0	33	1	0	0	0	0	0	0
TOTAL-CITY AND TOWN:	0	1,527	8	82	3,056	2,318	0	0	0	0	0	0











METHOD OF DISPOSITION  
DISMISSED  
- - - CIVIL - - -

CP	CT	SC	RCV	DR	RDR	MH	AD	ES	GU	TR	MI	TOTAL
0	0	0	0	0	0	97	0	0	0	0	0	878
0	0	0	0	0	0	0	0	0	0	0	0	1,879
0	0	0	0	0	0	0	0	0	0	0	0	1,319
0	0	0	0	0	0	0	0	0	0	0	0	246
797	0	0	0	0	0	0	0	0	0	0	0	797
831	0	0	131	0	0	0	0	0	0	0	0	962
0	0	0	0	0	0	0	0	0	0	0	0	1,787
0	0	0	0	0	0	0	0	0	0	0	0	1,709
0	0	0	0	0	0	0	0	0	0	0	0	1,262
584	0	0	12	0	0	0	0	0	0	0	0	1,515
0	0	0	0	0	0	0	0	0	0	0	0	14,334
0	0	0	0	0	0	0	0	0	0	0	0	4,052
0	0	0	0	0	0	0	0	0	0	0	0	165
0	0	0	0	0	0	0	0	0	0	0	0	126
6,749	119	0	318	1,463	1,346	97	27	0	0	0	428	41,370
0	0	260	0	0	0	0	0	0	0	0	88	348
0	0	470	14	0	0	0	0	0	0	0	0	484
0	0	351	0	0	0	0	0	0	0	0	0	351
0	0	2,303	0	0	0	0	0	0	0	0	0	2,303
0	0	945	4,522	0	0	0	0	0	0	0	0	5,467
0	0	2,988	0	0	0	0	0	0	0	0	0	2,988
0	0	1,123	0	0	0	0	0	0	0	0	0	1,123
0	0	479	0	0	0	0	0	0	0	0	0	479
0	0	8,919	4,536	0	0	0	0	0	0	0	88	13,543
6,749	119	8,919	4,854	1,463	1,346	97	27	0	0	0	516	54,913
150	1	0	11	53	14	0	0	0	3	1	8	290
31	1	0	2	41	16	0	3	0	0	0	0	136
24	0	527	334	0	0	0	0	0	0	0	0	1,179
205	2	527	347	94	30	0	3	0	3	1	8	1,605
205	2	527	347	94	30	0	3	0	3	1	8	1,605
46	0	43	13	42	20	9	0	0	5	0	0	325
46	0	43	13	42	20	9	0	0	5	0	0	325
46	0	43	13	42	20	9	0	0	5	0	0	325
121	0	0	12	72	9	0	2	0	0	0	0	422
0	0	134	0	2	0	0	0	0	0	0	0	182
121	0	134	12	74	9	0	2	0	0	0	0	604
0	0	0	0	0	0	0	0	0	0	0	0	6
0	0	0	0	0	0	0	0	0	0	0	0	92
0	0	0	0	0	0	0	0	0	0	0	0	98
121	0	134	12	74	9	0	2	0	0	0	0	702
23	0	0	11	14	11	20	1	0	0	0	0	288
60	0	27	48	45	17	0	0	0	0	0	0	248
6	0	3	3	9	1	0	0	0	0	0	0	57
40	2	10	23	25	8	0	0	0	0	0	0	133

METHOD OF DISPOSITION  
DISMISSED  
- - - CRIMINAL - - -

	CF	CM	RCR	MC	IF	OV	JC	JD	JS	JP	JM	RJ
<b>MONROE</b>												
SUPERIOR 4	8	932	353	0	796	0	0	0	0	0	0	0
SUPERIOR 5	0	0	0	0	0	0	0	0	0	0	0	0
TOTAL-COURTS OF RECORD:	112	955	389	0	796	0	41	67	0	28	0	20
GRAND TOTAL:	112	955	389	0	796	0	41	67	0	28	0	20
<b>MONTEGOMERY</b>												
CIRCUIT	6	0	0	0	0	0	4	1	0	7	0	0
COUNTY	9	142	24	0	21	0	0	0	0	0	0	0
TOTAL-COURTS OF RECORD:	15	142	24	0	21	0	4	1	0	7	0	0
CRAWFORDSVILLE CITY	0	0	0	0	8	6	0	0	0	0	0	0
TOTAL-CITY AND TOWN:	0	0	0	0	8	6	0	0	0	0	0	0
GRAND TOTAL:	15	142	24	0	29	6	4	1	0	7	0	0
<b>MORGAN</b>												
CIRCUIT	23	4	5	0	0	0	62	21	0	10	6	37
SUPERIOR	16	11	5	0	0	0	0	0	0	0	0	0
COUNTY	19	243	28	0	2	0	0	0	0	0	0	0
TOTAL-COURTS OF RECORD:	58	258	38	0	2	0	62	21	0	10	6	37
MARTINSVILLE CITY	0	5	0	0	15	0	0	0	0	0	0	0
MOORESVILLE TOWN	0	24	0	0	48	0	0	0	0	0	0	0
TOTAL-CITY AND TOWN:	0	29	0	0	63	0	0	0	0	0	0	0
GRAND TOTAL:	58	287	38	0	65	0	62	21	0	10	6	37
<b>NEWTON</b>												
CIRCUIT	0	0	0	0	0	0	9	0	0	0	0	0
SUPERIOR	42	65	0	0	102	49	0	0	0	0	0	0
TOTAL-COURTS OF RECORD:	42	65	0	0	102	49	9	0	0	0	0	0
GRAND TOTAL:	42	65	0	0	102	49	9	0	0	0	0	0
<b>NOBLE</b>												
CIRCUIT	12	0	0	0	0	0	2	0	0	11	10	0
SUPERIOR	2	0	24	0	0	0	9	10	0	11	17	24
COUNTY	52	110	83	0	163	1	0	0	0	0	0	0
TOTAL-COURTS OF RECORD:	66	110	107	0	163	1	11	10	0	22	27	24
CROMWELL TOWN	0	0	0	0	0	0	0	0	0	0	0	0
TOTAL-CITY AND TOWN:	0	0	0	0	0	0	0	0	0	0	0	0
GRAND TOTAL:	66	110	107	0	163	1	11	10	0	22	27	24
<b>OHIO</b>												
CIRCUIT	0	0	0	0	0	0	0	0	0	0	0	0
SUPERIOR	5	26	1	0	8	0	0	0	0	0	0	0
TOTAL-COURTS OF RECORD:	5	26	1	0	8	0	0	0	0	0	0	0
GRAND TOTAL:	5	26	1	0	8	0	0	0	0	0	0	0
<b>ORANGE</b>												
CIRCUIT	48	1	5	0	0	0	5	0	0	5	0	0
COUNTY	0	94	61	0	38	0	0	0	0	0	0	0
TOTAL-COURTS OF RECORD:	48	95	66	0	38	0	5	0	0	5	0	0
GRAND TOTAL:	48	95	66	0	38	0	5	0	0	5	0	0
<b>OWEN</b>												
CIRCUIT	16	122	20	0	72	0	5	9	0	3	0	9

METHOD OF DISPOSITION  
DISMISSED  
- - - CIVIL - - -

85

CP	CT	SC	RCV	DR	RDR	MH	AD	ES	GU	TR	MI	TOTAL
0	0	0	1	0	0	0	0	0	0	0	0	2,090
69	2	573	816	9	8	0	0	0	0	0	0	1,477
198	4	613	902	102	45	20	1	0	0	0	0	4,293
198	4	613	902	102	45	20	1	0	0	0	0	4,293
187	0	0	1	193	0	0	0	1	1	0	7	408
23	0	252	49	0	0	0	0	0	0	0	0	520
210	0	252	50	193	0	0	0	1	1	0	7	928
0	0	0	0	0	0	0	0	0	0	0	0	14
0	0	0	0	0	0	0	0	0	0	0	0	14
210	0	252	50	193	0	0	0	1	1	0	7	942
140	3	0	36	37	7	1	1	3	4	0	0	400
120	0	0	21	126	50	0	1	0	1	0	1	352
23	0	753	438	0	0	0	0	0	0	0	0	1,506
283	3	753	495	163	57	1	2	3	5	0	1	2,258
0	0	0	0	0	0	0	0	0	0	0	0	20
0	0	0	0	0	0	0	0	0	0	0	0	72
0	0	0	0	0	0	0	0	0	0	0	0	92
283	3	753	495	163	57	1	2	3	5	0	1	2,350
175	14	118	0	0	0	0	0	0	0	0	0	316
224	7	108	35	29	0	0	0	0	0	0	0	661
399	21	226	35	29	0	0	0	0	0	0	0	977
399	21	226	35	29	0	0	0	0	0	0	0	977
92	3	0	18	24	42	63	0	0	0	0	0	277
93	3	0	34	25	120	16	0	0	1	0	0	389
2	0	457	254	0	3	0	0	0	0	0	0	1,125
187	6	457	306	49	165	79	0	0	1	0	0	1,791
0	0	0	0	0	0	0	0	0	0	0	0	0
0	0	0	0	0	0	0	0	0	0	0	0	0
187	6	457	306	49	165	79	0	0	1	0	0	1,791
3	0	0	0	2	0	0	0	0	0	0	0	5
3	0	8	0	2	0	0	0	0	0	0	0	53
6	0	8	0	4	0	0	0	0	0	0	0	58
6	0	8	0	4	0	0	0	0	0	0	0	58
104	0	0	12	33	15	4	0	0	1	0	0	233
10	0	103	108	0	0	0	0	0	0	0	0	414
114	0	103	120	33	15	4	0	0	1	0	0	647
114	0	103	120	33	15	4	0	0	1	0	0	647
57	0	81	32	30	19	0	0	0	3	0	0	478

METHOD OF DISPOSITION  
DISMISSED  
--- CRIMINAL ---

86

	CF	CM	RCR	MC	IF	OV	JC	JD	JS	JP	JM	RJ
OWEN												
TOTAL-COURTS OF RECORD:	16	122	20	0	72	0	5	9	0	3	0	9
GRAND TOTAL:	16	122	20	0	72	0	5	9	0	3	0	9
PARKE												
CIRCUIT	56	241	0	0	336	0	0	2	0	6	0	0
TOTAL-COURTS OF RECORD:	56	241	0	0	336	0	0	2	0	6	0	0
GRAND TOTAL:	56	241	0	0	336	0	0	2	0	6	0	0
PERRY												
CIRCUIT	12	44	3	0	33	0	1	1	0	6	51	0
TOTAL-COURTS OF RECORD:	12	44	3	0	33	0	1	1	0	6	51	0
TELL CITY CITY	0	0	0	0	0	0	0	0	0	0	0	0
NOT REPORTING												
TOTAL-CITY AND TOWN:	0	0	0	0	0	0	0	0	0	0	0	0
GRAND TOTAL:	12	44	3	0	33	0	1	1	0	6	51	0
PIKE												
CIRCUIT	5	52	37	1	58	0	7	3	5	6	11	0
TOTAL-COURTS OF RECORD:	5	52	37	1	58	0	7	3	5	6	11	0
GRAND TOTAL:	5	52	37	1	58	0	7	3	5	6	11	0
PORTER												
CIRCUIT, SUP 1 & 2	7	0	5	0	0	0	27	8	0	20	0	92
SUPERIOR 3	7	81	117	0	41	16	0	0	0	0	0	0
SUPERIOR 4	19	184	79	1	506	8	0	0	0	0	0	0
TOTAL-COURTS OF RECORD:	33	265	201	1	547	24	27	8	0	20	0	92
CHESTERTON TOWN	0	10	0	5	65	5	0	0	0	0	0	0
TOTAL-CITY AND TOWN:	0	10	0	5	65	5	0	0	0	0	0	0
GRAND TOTAL:	33	275	201	6	612	29	27	8	0	20	0	92
POSEY												
CIRCUIT	5	0	1	0	0	0	4	9	3	2	0	0
COUNTY	1	26	22	0	104	0	0	0	0	0	0	0
TOTAL-COURTS OF RECORD:	6	26	23	0	104	0	4	9	3	2	0	0
GRAND TOTAL:	6	26	23	0	104	0	4	9	3	2	0	0
PULASKI												
CIRCUIT	23	0	41	0	0	0	2	12	1	6	8	1
COUNTY	21	133	63	0	131	0	0	0	0	0	0	0
TOTAL-COURTS OF RECORD:	44	133	104	0	131	0	2	12	1	6	8	1
GRAND TOTAL:	44	133	104	0	131	0	2	12	1	6	8	1
PUTNAM												
CIRCUIT	13	0	3	0	0	0	1	5	2	8	0	4
COUNTY	17	204	19	1	127	0	0	0	0	0	0	0
TOTAL-COURTS OF RECORD:	30	204	22	1	127	0	1	5	2	8	0	4
GRAND TOTAL:	30	204	22	1	127	0	1	5	2	8	0	4
RANDOLPH												
CIRCUIT	4	0	0	0	0	0	9	10	0	1	0	3
SUPERIOR	4	62	2	0	0	0	0	0	0	0	0	0

UPGRADED 1-1-89

METHOD OF DISPOSITION  
DISMISSED  
- - - CIVIL - - -

CP	CT	SC	RCV	DR	RDR	MH	AD	ES	GU	TR	MI	TOTAL
57	0	81	32	30	19	0	0	0	3	0	0	478
57	0	81	32	30	19	0	0	0	3	0	0	478
197	0	69	0	32	0	6	0	0	0	0	0	945
197	0	69	0	32	0	6	0	0	0	0	0	945
197	0	69	0	32	0	6	0	0	0	0	0	945
18	1	37	1	13	2	0	2	0	0	0	0	225
18	1	37	1	13	2	0	2	0	0	0	0	225
0	0	0	0	0	0	0	0	0	0	0	0	0
0	0	0	0	0	0	0	0	0	0	0	0	0
18	1	37	1	13	2	0	2	0	0	0	0	225
41	2	41	13	10	17	0	0	0	0	0	1	310
41	2	41	13	10	17	0	0	0	0	0	1	310
41	2	41	13	10	17	0	0	0	0	0	1	310
811	45	0	103	72	37	7	0	0	1	0	6	1,241
14	0	627	0	5	0	0	0	0	0	0	0	908
10	3	1,074	1,018	0	0	1	0	0	0	0	0	2,903
835	48	1,701	1,121	77	37	8	0	0	1	0	6	5,052
0	0	0	0	0	0	0	0	0	0	0	0	85
0	0	0	0	0	0	0	0	0	0	0	0	85
835	48	1,701	1,121	77	37	8	0	0	1	0	6	5,137
29	3	0	2	33	7	0	0	6	1	0	1	106
1	0	42	30	0	0	0	0	0	0	0	0	226
30	3	42	32	33	7	0	0	6	1	0	1	332
30	3	42	32	33	7	0	0	6	1	0	1	332
27	0	0	17	7	11	5	0	0	0	0	1	162
2	0	114	81	0	0	0	0	0	0	0	0	545
29	0	114	98	7	11	5	0	0	0	0	1	707
29	0	114	98	7	11	5	0	0	0	0	1	707
64	1	0	9	85	74	0	19	0	2	0	0	290
11	0	303	0	0	0	0	0	0	0	0	2	684
75	1	303	9	85	74	0	19	0	2	0	2	974
75	1	303	9	85	74	0	19	0	2	0	2	974
37	0	0	3	28	14	0	1	0	2	0	0	112
10	0	196	192	4	1	0	0	0	0	0	4	475

METHOD OF DISPOSITION

88

DISMISSED

- - - CRIMINAL - - -

	CF	CM	RCR	MC	IF	OV	JC	JD	JS	JP	JM	RJ
<b>RANDOLPH</b>												
TOTAL-COURTS OF RECORD:	8	62	2	0	0	0	9	10	0	1	0	3
WINCHESTER CITY	0	46	0	0	49	1	0	0	0	0	0	0
UNION CITY	0	52	0	0	35	7	0	0	0	0	0	0
TOTAL-CITY AND TOWN:	0	98	0	0	84	8	0	0	0	0	0	0
GRAND TOTAL:	8	160	2	0	84	8	9	10	0	1	0	3
<b>RIPLEY</b>												
CIRCUIT	17	4	0	0	0	0	2	5	0	0	1	0
TOTAL-COURTS OF RECORD:	17	4	0	0	0	0	2	5	0	0	1	0
BATESVILLE CITY	0	29	0	0	101	5	0	0	0	0	0	0
VERSAILLES TOWN	0	6	0	0	67	0	0	0	0	0	0	0
TOTAL-CITY AND TOWN:	0	35	0	0	168	5	0	0	0	0	0	0
GRAND TOTAL:	17	39	0	0	168	5	2	5	0	0	1	0
<b>RUSH</b>												
CIRCUIT	6	0	0	2	0	0	0	2	1	1	0	0
COUNTY	13	28	2	0	90	0	0	0	0	0	0	0
TOTAL-COURTS OF RECORD:	19	28	2	2	90	0	0	2	1	1	0	0
GRAND TOTAL:	19	28	2	2	90	0	0	2	1	1	0	0
<b>ST. JOSEPH</b>												
CIRCUIT	0	0	0	0	0	0	0	0	0	0	0	0
SUPERIOR	115	2,585	26	0	1,089	65	0	0	0	0	0	0
PROBATE	0	0	0	0	0	0	8	37	0	59	0	44
TOTAL-COURTS OF RECORD:	115	2,585	26	0	1,089	65	8	37	0	59	0	44
WALKERTON TOWN	0	51	0	0	77	13	0	0	0	0	0	0
TOTAL-CITY AND TOWN:	0	51	0	0	77	13	0	0	0	0	0	0
GRAND TOTAL:	115	2,636	26	0	1,166	78	8	37	0	59	0	44
<b>SCOTT</b>												
CIRCUIT	3	0	0	0	0	0	11	2	0	3	0	0
COUNTY	21	177	2	0	161	6	0	0	0	0	0	0
TOTAL-COURTS OF RECORD:	24	177	2	0	161	6	11	2	0	3	0	0
GRAND TOTAL:	24	177	2	0	161	6	11	2	0	3	0	0
<b>SHELBY</b>												
CIRCUIT	0	0	0	0	0	0	0	0	0	0	0	0
SUPERIOR 1	22	2	9	0	0	0	7	16	3	6	0	7
SUPERIOR 2	24	380	290	5	194	0	0	0	0	0	0	0
UPGRADED 1-1-89												
TOTAL-COURTS OF RECORD:	46	382	299	5	194	0	7	16	3	6	0	7
GRAND TOTAL:	46	382	299	5	194	0	7	16	3	6	0	7
<b>SPENCER</b>												
CIRCUIT	0	44	0	0	131	0	0	0	0	0	0	0
TOTAL-COURTS OF RECORD:	0	44	0	0	131	0	0	0	0	0	0	0
ROCKPORT CITY	0	5	0	0	8	1	0	0	0	0	0	0
TOTAL-CITY AND TOWN:	0	5	0	0	8	1	0	0	0	0	0	0
GRAND TOTAL:	0	49	0	0	139	1	0	0	0	0	0	0
<b>STARKE</b>												
CIRCUIT	39	1	4	0	0	0	0	1	0	2	0	1



METHOD OF DISPOSITION  
DISMISSED  
--- CIVIL ---

89

CP	CT	SC	RCV	DR	RDR	MH	AD	ES	GU	TR	MI	TOTAL
47	0	196	195	32	15	0	1	0	2	0	4	587
0	0	0	0	0	0	0	0	0	0	0	0	96
0	0	0	0	0	0	0	0	0	0	0	0	94
0	0	0	0	0	0	0	0	0	0	0	0	190
47	0	196	195	32	15	0	1	0	2	0	4	777
29	0	165	0	15	7	0	0	0	0	0	0	245
29	0	165	0	15	7	0	0	0	0	0	0	245
55	0	0	1	0	0	0	0	0	0	0	0	191
0	0	0	0	0	0	0	0	0	0	0	0	73
55	0	0	1	0	0	0	0	0	0	0	0	264
84	0	165	1	15	7	0	0	0	0	0	0	509
74	0	0	16	100	15	0	0	0	0	0	4	221
20	0	164	0	0	0	0	0	0	0	0	0	317
94	0	164	16	100	15	0	0	0	0	0	4	538
94	0	164	16	100	15	0	0	0	0	0	4	538
479	1	0	26	240	22	0	0	0	0	0	6	774
558	15	2,901	32	113	30	27	0	0	1	0	0	7,557
3	0	0	0	0	0	0	3	2	1	0	0	157
1,040	16	2,901	58	353	52	27	3	2	2	0	6	8,488
0	0	0	0	0	0	0	0	0	0	0	0	141
0	0	0	0	0	0	0	0	0	0	0	0	141
1,040	16	2,901	58	353	52	27	3	2	2	0	6	8,629
59	5	0	2	78	9	0	0	0	0	0	0	172
25	0	129	1	0	0	0	0	0	0	0	0	522
84	5	129	3	78	9	0	0	0	0	0	0	694
84	5	129	3	78	9	0	0	0	0	0	0	694
151	1	0	4	16	13	3	0	0	2	0	0	190
71	1	0	7	13	27	0	0	0	1	0	1	193
95	7	737	445	21	5	0	1	0	0	0	0	2,204
317	9	737	456	50	45	3	1	0	3	0	1	2,587
317	9	737	456	50	45	3	1	0	3	0	1	2,587
52	1	84	5	40	0	0	0	0	0	0	0	357
52	1	84	5	40	0	0	0	0	0	0	0	357
0	0	0	0	0	0	0	0	0	0	0	0	14
0	0	0	0	0	0	0	0	0	0	0	0	14
52	1	84	5	40	0	0	0	0	0	0	0	371
171	2	114	224	27	29	0	1	0	4	0	0	620





METHOD OF DISPOSITION

DISMISSED

--- CRIMINAL ---

	CF	CM	RCR	MC	IF	OV	JC	JD	JS	JP	JM	RJ
<b>VANDERBURGH</b>												
SUPERIOR	86	1,693	93	0	2,555	111	13	72	3	44	0	51
TOTAL-COURTS OF RECORD:	177	1,693	105	0	2,555	111	13	72	3	44	0	51
GRAND TOTAL:	177	1,693	105	0	2,555	111	13	72	3	44	0	51
<b>VERMILLION</b>												
CIRCUIT	18	87	12	0	5	0	3	0	0	1	0	0
TOTAL-COURTS OF RECORD:	18	87	12	0	5	0	3	0	0	1	0	0
CLINTON CITY	0	4	0	0	41	7	0	0	0	0	0	0
TOTAL-CITY AND TOWN:	0	4	0	0	41	7	0	0	0	0	0	0
GRAND TOTAL:	18	91	12	0	46	7	3	0	0	1	0	0
<b>VIGO</b>												
CIRCUIT	28	20	0	0	0	0	27	36	9	19	13	129
SUPERIOR 1	46	0	10	0	0	0	0	0	0	0	0	0
SUPERIOR 2	0	0	0	0	0	0	0	0	0	0	0	0
SUPERIOR 3	0	0	0	0	0	0	0	0	0	0	0	0
SUPERIOR JURIS OF CIRCUIT CT.												
COUNTY 4	0	9	1	0	0	0	0	0	0	0	0	0
COUNTY 5	22	79	37	0	0	0	0	0	0	0	0	0
TOTAL-COURTS OF RECORD:	96	108	48	0	0	0	27	36	9	19	13	129
TERRE HAUTE CITY	0	892	0	0	1,257	109	0	0	0	0	0	0
TOTAL-CITY AND TOWN:	0	892	0	0	1,257	109	0	0	0	0	0	0
GRAND TOTAL:	96	1,000	48	0	1,257	109	27	36	9	19	13	129
<b>WABASH</b>												
CIRCUIT	8	0	2	0	0	0	4	1	0	71	0	0
COUNTY	8	142	0	0	61	0	0	0	0	0	0	0
TOTAL-COURTS OF RECORD:	16	142	2	0	61	0	4	1	0	71	0	0
WABASH CITY	0	0	0	0	5	0	0	0	0	0	0	0
N. MANCHESTER TOWN	0	0	0	1	0	0	0	0	0	0	0	0
TOTAL-CITY AND TOWN:	0	0	0	1	5	0	0	0	0	0	0	0
GRAND TOTAL:	16	142	2	1	66	0	4	1	0	71	0	0
<b>WARREN</b>												
CIRCUIT	22	27	3	0	6	0	0	1	0	0	0	0
TOTAL-COURTS OF RECORD:	22	27	3	0	6	0	0	1	0	0	0	0
GRAND TOTAL:	22	27	3	0	6	0	0	1	0	0	0	0
<b>WARRICK</b>												
CIRCUIT	10	0	2	1	0	0	17	5	0	8	0	2
SUPERIOR	16	85	8	0	113	2	0	0	0	2	0	0
TOTAL-COURTS OF RECORD:	26	85	10	1	113	2	17	5	0	10	0	2
GRAND TOTAL:	26	85	10	1	113	2	17	5	0	10	0	2
<b>WASHINGTON</b>												
CIRCUIT	47	235	0	6	15	0	35	58	0	0	0	0
SUPERIOR	3	8	5	0	0	0	0	0	0	0	0	0
TOTAL-COURTS OF RECORD:	50	243	5	6	15	0	35	58	0	0	0	0
GRAND TOTAL:	50	243	5	6	15	0	35	58	0	0	0	0
<b>WAYNE</b>												
CIRCUIT	62	0	12	0	0	0	13	3	0	9	0	5

METHOD OF DISPOSITION  
DISMISSED  
- - - CIVIL - - -

CP	CT	SC	RCV	DR	RDR	MH	AD	ES	GU	TR	MI	TOTAL
563	19	1,795	1,858	497	344	30	23	75	145	0	50	10,120
818	19	1,795	1,897	497	344	30	23	75	145	0	50	10,517
818	19	1,795	1,897	497	344	30	23	75	145	0	50	10,517
66	0	150	123	57	58	0	1	0	0	0	0	581
66	0	150	123	57	58	0	1	0	0	0	0	581
0	0	0	0	0	0	0	0	0	0	0	0	52
0	0	0	0	0	0	0	0	0	0	0	0	52
66	0	150	123	57	53	0	1	0	0	0	0	633
31	0	0	5	91	19	0	2	0	0	0	4	433
82	1	0	55	51	27	0	0	0	0	0	0	272
49	0	0	0	114	9	0	0	0	0	0	0	172
0	0	0	0	0	0	0	0	0	0	0	0	0
225	0	488	1,009	0	0	0	0	0	0	0	0	1,732
8	0	271	28	0	0	0	0	0	0	0	2	447
395	1	759	1,097	256	55	0	2	0	0	0	6	3,056
0	0	0	0	0	0	0	0	0	0	0	0	2,258
0	0	0	0	0	0	0	0	0	0	0	0	2,258
395	1	759	1,097	256	55	0	2	0	0	0	6	5,314
117	0	0	57	83	87	0	0	0	0	0	0	430
1	0	339	0	0	0	0	0	0	0	0	0	551
118	0	339	57	83	87	0	0	0	0	0	0	981
0	0	12	0	0	0	0	0	0	0	0	0	17
0	0	0	0	0	0	0	0	0	0	0	0	1
0	0	12	0	0	0	0	0	0	0	0	0	18
118	0	351	57	83	87	0	0	0	0	0	0	999
24	1	31	22	8	4	0	0	0	0	0	5	154
24	1	31	22	8	4	0	0	0	0	0	5	154
24	1	31	22	8	4	0	0	0	0	0	5	154
16	0	0	0	28	0	0	0	0	0	0	0	89
49	0	157	58	20	18	0	0	1	0	0	0	529
65	0	157	58	48	18	0	0	1	0	0	0	618
65	0	157	58	48	18	0	0	1	0	0	0	618
96	0	4	7	2	7	12	19	0	9	0	0	552
77	0	152	394	54	60	0	0	0	0	0	0	753
173	0	156	401	56	67	12	19	0	9	0	0	1,305
173	0	156	401	56	67	12	19	0	9	0	0	1,305
44	4	0	15	23	11	0	0	0	0	0	1	202

METHOD OF DISPOSITION  
DISMISSED  
- - - CRIMINAL - - -

	CF	CM	RCR	MC	IF	OV	JC	JD	JS	JP	JM	RJ
WAYNE												
SUPERIOR 1	25	0	3	0	0	0	11	3	0	12	0	6
SUPERIOR 2	47	0	5	0	0	0	6	3	0	15	0	12
SUPERIOR 3	15	109	0	0	116	20	0	0	0	0	0	0
TOTAL-COURTS OF RECORD:	149	109	20	0	116	20	30	9	0	36	0	23
HAGERSTOWN TOWN	0	0	0	0	16	1	0	0	0	0	0	0
TOTAL-CITY AND TOWN:	0	0	0	0	16	1	0	0	0	0	0	0
GRAND TOTAL:	149	109	20	0	132	21	30	9	0	36	0	23
WELLS												
CIRCUIT	1	8	2	0	0	0	8	5	0	2	0	13
SUPERIOR	11	55	64	0	113	0	0	0	0	0	0	0
TOTAL-COURTS OF RECORD:	12	63	66	0	113	0	8	5	0	2	0	13
BLUFFTON CITY	0	0	0	0	7	0	0	0	0	0	0	0
TOTAL-CITY AND TOWN:	0	0	0	0	7	0	0	0	0	0	0	0
GRAND TOTAL:	12	63	66	0	120	0	8	5	0	2	0	13
WHITE												
CIRCUIT	0	0	0	0	0	0	1	1	0	0	0	3
SUPERIOR	10	57	28	0	79	0	0	0	0	0	0	0
TOTAL-COURTS OF RECORD:	10	57	28	0	79	0	1	1	0	0	0	3
MONON TOWN	0	0	0	0	0	0	0	0	0	0	0	0
NOT REPORTING												
TOTAL-CITY AND TOWN:	0	0	0	0	0	0	0	0	0	0	0	0
GRAND TOTAL:	10	57	28	0	79	0	1	1	0	0	0	3
WHITLEY												
CIRCUIT	9	24	1	0	0	0	7	7	3	2	0	0
SUPERIOR	14	108	80	2	69	0	0	0	0	0	0	0
TOTAL-COURTS OF RECORD:	23	132	81	2	69	0	7	7	3	2	0	0
GRAND TOTAL:	23	132	81	2	69	0	7	7	3	2	0	0

METHOD OF DISPOSITION  
DISMISSED  
- - - CIVIL - - -

CP	CT	SC	RCV	DR	RDR	MH	AD	ES	GU	TR	MI	TOTAL
37	3	0	23	25	8	0	0	0	0	0	0	156
37	2	0	11	34	30	0	0	0	0	0	0	202
2	0	308	252	0	0	0	0	0	0	0	0	822
120	9	308	301	82	49	0	0	0	0	0	1	1,382
0	0	0	0	0	0	0	0	0	0	0	0	17
0	0	0	0	0	0	0	0	0	0	0	0	17
120	9	308	301	82	49	0	0	0	0	0	1	1,399
75	3	0	14	33	108	14	0	0	0	0	0	286
15	0	162	57	26	2	7	0	0	0	0	1	513
90	3	162	71	59	110	21	0	0	0	0	1	799
0	0	0	0	0	0	0	0	0	0	0	0	7
0	0	0	0	0	0	0	0	0	0	0	0	7
90	3	162	71	59	110	21	0	0	0	0	1	806
36	0	0	3	31	4	0	0	0	3	0	8	90
9	0	159	55	0	0	0	0	0	0	0	0	397
45	0	159	58	31	4	0	0	0	3	0	8	487
0	0	0	0	0	0	0	0	0	0	0	0	0
0	0	0	0	0	0	0	0	0	0	0	0	0
45	0	159	58	31	4	0	0	0	3	0	8	487
79	3	0	16	25	14	0	0	13	0	0	2	205
7	0	197	0	1	0	0	0	0	0	0	0	478
86	3	197	16	26	14	0	0	13	0	0	2	683
86	3	197	16	26	14	0	0	13	0	0	2	683

METHOD OF DISPOSITION

DISMISSED

- - - CRIMINAL - - -

	CF	CM	RGR	MC	IF	OV	JC	JD	JS	JP	JM	RJ
TOTALS FOR SUPERIOR AND CIRCUIT COURTS	4,077	19,952	3,112	78	14,653	696	974	3,154	169	1,296	942	917
TOTALS FOR COUNTY AND MUNICIPAL COURTS	1,895	18,482	736	80	20,377	4,128	0	0	0	0	0	0
TOTALS FOR SMALL CLAIM COURTS	0	0	0	0	0	0	0	0	0	0	0	0
TOTALS FOR CITY AND TOWN COURTS	0	6,305	124	120	8,756	2,847	0	0	0	0	0	0
TOTALS FOR ALL COURTS	5,972	44,739	3,972	278	43,786	7,671	974	3,154	169	1,296	942	917



METHOD OF DISPOSITION  
DISMISSED  
- - - CIVIL - - -

CP	CT	SC	RCV	DR	RDR	MH	AD	ES	GU	TR	MI	TOTAL
20,386	694	25,165	21,625	10,155	5,290	959	166	229	399	1	1,125	136,214
4,965	15	11,622	4,528	0	3	97	0	0	0	0	55	66,983
0	0	8,919	4,536	0	0	0	0	0	0	0	88	13,543
2,370	292	30	2,078	0	0	0	0	0	0	0	0	22,922
27,721	1,001	45,736	32,767	10,155	5,293	1,056	166	229	399	1	1,268	239,662

METHOD OF DISPOSITION  
GUILTY PLEA / ADMISSIONS  
- - - CRIMINAL - - -

	CF	CM	RCR	MC	LN	OV	JC	JD	JS	JP	JM	RJ
<b>ADAMS</b>												
CIRCUIT	8	5	0	0	0	0	0	0	0	0	0	0
SUPERIOR	77	308	149	0	27	5	0	0	0	0	0	0
TOTAL-COURTS OF RECORD:	85	313	149	0	27	5	0	0	0	0	0	0
GRAND TOTAL:	85	313	149	0	27	5	0	0	0	0	0	0
<b>ALLEN</b>												
CIRCUIT	166	0	0	0	0	0	0	0	0	0	0	0
SUPERIOR	653	2,776	0	0	1,092	728	18	295	58	0	2,624	70
TOTAL-COURTS OF RECORD:	819	2,776	0	0	1,092	728	18	295	58	0	2,624	70
GRAND TOTAL:	819	2,776	0	0	1,092	728	18	295	58	0	2,624	70
<b>BARTHOLOMEW</b>												
CIRCUIT	75	0	6	0	0	0	0	3	0	0	0	1
SUPERIOR 1	107	1	0	0	0	0	0	0	0	0	0	0
SUPERIOR 2	178	1,228	274	0	5,613	12	0	0	0	0	0	0
TOTAL-COURTS OF RECORD:	360	1,229	280	0	5,613	12	0	3	0	0	0	1
GRAND TOTAL:	360	1,229	280	0	5,613	12	0	3	0	0	0	1
<b>BENTON</b>												
CIRCUIT	2	4	0	0	1	0	0	0	0	0	0	0
TOTAL-COURTS OF RECORD:	2	4	0	0	1	0	0	0	0	0	0	0
GRAND TOTAL:	2	4	0	0	1	0	0	0	0	0	0	0
<b>BLACKFORD</b>												
CIRCUIT	19	1	0	0	0	0	16	38	0	12	0	0
COUNTY	34	202	0	0	15	4	0	0	0	0	0	0
TOTAL-COURTS OF RECORD:	53	203	0	0	15	4	16	38	0	12	0	0
MONPELIER CITY	0	0	0	0	581	0	0	0	0	0	0	0
TOTAL-CITY AND TOWN:	0	0	0	0	581	0	0	0	0	0	0	0
GRAND TOTAL:	53	203	0	0	596	4	16	38	0	12	0	0
<b>BOONE</b>												
CIRCUIT	1	0	0	1	0	0	0	0	0	0	0	0
SUPERIOR 1	49	3	9	0	0	0	0	0	0	0	0	0
SUPERIOR 2	107	316	0	0	6	0	0	0	0	0	0	0
TOTAL-COURTS OF RECORD:	157	319	9	1	6	0	0	0	0	0	0	0
LEBANON CITY	0	144	0	0	423	187	0	0	0	0	0	0
THORNTOWN TOWN	0	73	0	0	284	3	0	0	0	0	0	0
ZIONSVILLE TOWN	0	19	0	0	435	117	0	0	0	0	0	0
JAMESTOWN TOWN	0	5	0	0	132	0	0	0	0	0	0	0
WHIESTOWN TOWN	0	0	0	0	1	147	0	0	0	0	0	0
TOTAL-CITY AND TOWN:	0	241	0	0	1,275	454	0	0	0	0	0	0
GRAND TOTAL:	157	560	9	1	1,281	454	0	0	0	0	0	0
<b>BROWN</b>												
CIRCUIT	92	254	100	0	1,364	0	0	32	0	1	0	1
TOTAL-COURTS OF RECORD:	92	254	100	0	1,364	0	0	32	0	1	0	1
GRAND TOTAL:	92	254	100	0	1,364	0	0	32	0	1	0	1
<b>CARROLL</b>												
CIRCUIT	21	2	6	0	0	0	0	0	0	0	0	0
SUPERIOR	68	433	14	2	377	0	8	10	3	7	0	4















METHOD OF DISPOSITION  
 DEFAULT  
 - - - CIVIL - - -

CRM TOT	CP	CT	SC	RCV	DR	RDR	MH	AD	ES	GU	TR	MI	CVL TOT
824	15	0	123	0	0	0	0	0	0	0	0	0	138
916	48	1	123	3	0	0	0	0	0	0	0	0	175
916	48	1	123	3	0	0	0	0	0	0	0	0	175
138	0	0	0	0	0	0	0	0	0	0	0	0	0
94	30	0	0	3	0	0	0	0	0	0	0	0	33
1,730	231	0	89	4	0	0	0	0	0	0	0	0	324
1,962	261	0	89	7	0	0	0	0	0	0	0	0	357
1,962	261	0	89	7	0	0	0	0	0	0	0	0	357
393	54	0	122	13	22	3	0	1	0	0	0	1	216
393	54	0	122	13	22	3	0	1	0	0	0	1	216
3,306	0	0	0	0	0	0	0	0	0	0	0	0	0
3,306	0	0	0	0	0	0	0	0	0	0	0	0	0
3,699	54	0	122	13	22	3	0	1	0	0	0	1	216
1,820	37	0	58	2	19	5	0	0	0	0	0	0	121
1,820	37	0	58	2	19	5	0	0	0	0	0	0	121
1,820	37	0	58	2	19	5	0	0	0	0	0	0	121
21	0	0	0	74	0	1	0	0	0	0	0	0	75
2,955	0	0	335	0	0	0	0	0	0	0	0	0	335
2,976	0	0	335	74	0	1	0	0	0	0	0	0	410
2,976	0	0	335	74	0	1	0	0	0	0	0	0	410
32	28	0	0	3	0	2	0	0	0	0	0	0	33
1,848	42	0	134	0	0	0	0	0	0	0	0	0	176
1,880	70	0	134	3	0	2	0	0	0	0	0	0	209
1,880	70	0	134	3	0	2	0	0	0	0	0	0	209
95	48	0	0	0	5	0	0	0	0	0	0	0	53
85	294	0	0	75	0	0	0	0	0	0	0	0	369
137	23	1	0	0	0	0	0	0	0	0	0	0	24
1,379	52	0	1,017	1	0	0	0	0	0	0	0	0	1,070
1,696	417	1	1,017	76	5	0	0	0	0	0	0	0	1,516
696	0	0	0	0	0	0	0	0	0	0	0	0	0
1,874	0	0	0	0	0	0	0	0	0	0	0	0	0
2,570	0	0	0	0	0	0	0	0	0	0	0	0	0
4,266	417	1	1,017	76	5	0	0	0	0	0	0	0	1,516
60	12	0	0	0	0	0	0	0	0	0	0	0	12
465	8	0	207	0	0	0	0	0	0	0	0	0	215
465	20	0	207	0	0	0	0	0	0	0	0	0	227
465	20	0	207	0	0	0	0	0	0	0	0	0	227
37	147	0	0	0	0	1	0	0	0	0	0	0	148

METHOD OF DISPOSITION  
GUILTY PLEA / ADMISSIONS  
- - - CRIMINAL - - -

106

	CF	CM	RCR	MC	IF	OV	JC	JD	JS	JP	JM	RJ
<b>HAMILTON</b>												
SUPERIOR 1	53	0	0	0	0	0	0	0	0	0	0	0
SUPERIOR 2	50	0	0	0	0	0	0	0	0	0	0	0
SUPERIOR 3	159	0	0	0	0	0	0	0	0	0	0	0
COUNTY	330	1,216	82	0	1,851	634	0	0	0	0	0	0
TOTAL-COURTS OF RECORD:	629	1,216	82	0	1,851	634	0	0	0	0	0	0
CARMEL CITY	0	92	0	0	1,760	611	0	0	0	0	0	0
NOBLESVILLE CITY	0	300	0	0	1,307	936	0	0	0	0	0	0
TOTAL-CITY AND TOWN:	0	392	0	0	3,067	1,547	0	0	0	0	0	0
GRAND TOTAL:	629	1,608	82	0	4,918	2,181	0	0	0	0	0	0
<b>HANCOCK</b>												
CIRCUIT	20	0	0	0	0	0	0	0	0	0	0	0
SUPERIOR	42	0	2	0	0	0	1	9	0	0	0	3
COUNTY	258	786	3	0	3,354	0	0	0	0	0	0	0
TOTAL-COURTS OF RECORD:	320	786	5	0	3,354	0	1	9	0	0	0	3
GRAND TOTAL:	320	786	5	0	3,354	0	1	9	0	0	0	3
<b>HARRISON</b>												
CIRCUIT	37	0	0	0	0	0	0	0	0	0	0	0
COUNTY	92	195	0	0	1,816	0	0	0	0	0	0	0
TOTAL-COURTS OF RECORD:	129	195	0	0	1,816	0	0	0	0	0	0	0
GRAND TOTAL:	129	195	0	0	1,816	0	0	0	0	0	0	0
<b>HENDRICKS</b>												
CIRCUIT	139	10	20	0	0	0	0	0	0	0	0	0
SUPERIOR 1	55	0	0	0	0	0	0	0	0	0	0	0
SUPERIOR 2	105	462	0	0	135	0	0	0	0	0	0	0
TOTAL-COURTS OF RECORD:	299	472	20	0	135	0	0	0	0	0	0	0
PLAINFIELD TOWN	0	7	0	0	86	0	0	0	0	0	0	0
EFFECTIVE 9/1/89												
TOTAL-CITY AND TOWN:	0	7	0	0	86	0	0	0	0	0	0	0
GRAND TOTAL:	299	479	20	0	221	0	0	0	0	0	0	0
<b>HENRY</b>												
CIRCUIT	27	0	0	0	0	0	0	0	0	0	0	0
SUPERIOR	22	0	0	0	0	0	0	0	0	0	0	0
COUNTY	122	761	0	0	441	0	0	0	0	0	0	0
TOTAL-COURTS OF RECORD:	171	761	0	0	441	0	0	0	0	0	0	0
KNIGHTSTOWN TOWN	0	407	0	0	3,038	0	0	0	0	0	0	0
TOTAL-CITY AND TOWN:	0	407	0	0	3,038	0	0	0	0	0	0	0
GRAND TOTAL:	171	1,168	0	0	3,479	0	0	0	0	0	0	0
<b>HOWARD</b>												
CIRCUIT	91	4	0	1	0	0	0	0	0	0	0	0
SUPERIOR 1	114	3	0	0	0	0	0	0	0	0	0	0
SUPERIOR 2	13	15	0	0	0	0	0	0	0	0	0	0
COUNTY	178	1,479	39	0	406	0	0	0	0	0	0	0
TOTAL-COURTS OF RECORD:	396	1,501	39	1	406	0	0	0	0	0	0	0
GRAND TOTAL:	396	1,501	39	1	406	0	0	0	0	0	0	0
<b>HUNTINGTON</b>												
CIRCUIT	28	0	10	0	0	0	0	26	0	0	0	0

METHOD OF DISPOSITION  
 DEFAULT  
 - - - CIVIL - - -

CRM TOT	CP	CT	SC	RCV	DR	RDR	MH	AD	ES	GU	TR	MI	CVL TOT
53	79	1	0	0	0	0	0	0	0	0	0	0	80
50	75	1	0	0	0	0	0	0	0	0	0	0	76
159	90	4	0	0	0	0	0	0	0	0	0	1	95
4,113	1	0	747	0	0	0	0	0	0	0	0	0	748
4,412	392	6	747	0	0	1	0	0	0	0	0	1	1,147
2,463	0	0	0	0	0	0	0	0	0	0	0	0	0
2,543	0	0	0	0	0	0	0	0	0	0	0	0	0
5,006	0	0	0	0	0	0	0	0	0	0	0	0	0
9,418	392	6	747	0	0	1	0	0	0	0	0	1	1,147
20	15	1	0	5	0	0	0	0	0	0	0	0	21
57	13	0	0	11	0	0	0	0	0	0	0	0	24
4,401	8	0	127	8	0	0	0	0	0	0	0	0	143
4,478	36	1	127	24	0	0	0	0	0	0	0	0	188
4,478	36	1	127	24	0	0	0	0	0	0	0	0	188
37	33	1	0	0	0	0	0	0	0	0	0	0	34
2,103	55	0	104	0	0	0	0	0	0	0	0	0	159
2,140	88	1	104	0	0	0	0	0	0	0	0	0	193
2,140	88	1	104	0	0	0	0	0	0	0	0	0	193
169	29	0	0	0	0	0	0	0	0	0	0	0	29
55	23	0	0	6	0	0	0	0	0	0	0	0	29
702	0	3	227	0	0	0	0	0	0	0	0	0	230
926	52	3	227	6	0	0	0	0	0	0	0	0	288
93	0	0	0	0	0	0	0	0	0	0	0	0	0
93	0	0	0	0	0	0	0	0	0	0	0	0	0
1,019	52	3	227	6	0	0	0	0	0	0	0	0	288
27	28	1	0	0	0	0	0	0	0	0	0	0	29
22	14	0	0	0	0	0	0	0	0	0	0	0	14
1,324	16	0	681	0	0	0	0	0	0	0	0	0	697
1,373	58	1	681	0	0	0	0	0	0	0	0	0	740
3,445	0	0	0	0	0	0	0	0	0	0	0	0	0
3,445	0	0	0	0	0	0	0	0	0	0	0	0	0
4,818	58	1	681	0	0	0	0	0	0	0	0	0	740
96	51	0	0	0	2	1	0	0	0	0	0	0	54
117	139	0	0	0	0	0	0	0	0	0	0	0	139
28	146	0	0	0	0	0	0	0	0	0	0	0	146
2,102	0	0	625	0	0	0	0	0	0	0	0	0	625
2,343	336	0	625	0	2	1	0	0	0	0	0	0	964
2,343	336	0	625	0	2	1	0	0	0	0	0	0	964
64	43	0	0	1	43	5	0	0	0	0	0	0	92

METHOD OF DISPOSITION  
GUILTY PLEA / ADMISSIONS  
- - - CRIMINAL - - -

	CF	CM	RCR	MC	IF	OV	JC	JD	JS	JP	JM	RJ
<b>HUNTINGTON</b>												
SUPERIOR	90	640	167	2	170	8	0	0	0	0	0	0
TOTAL-COURTS OF RECORD:	118	640	177	2	170	8	0	26	0	0	0	0
ROANOKE TOWN	0	0	0	0	3,929	0	0	0	0	C	C	0
TOTAL-CITY AND TOWN:	0	0	0	0	3,929	0	0	0	0	0	0	0
GRAND TOTAL:	118	640	177	2	4,099	8	0	26	0	0	0	0
<b>JACKSON</b>												
CIRCUIT	180	1	0	0	0	0	0	0	0	0	0	0
SUPERIOR	0	798	76	0	87	0	0	0	0	0	0	0
TOTAL-COURTS OF RECORD:	180	799	76	0	87	0	0	0	0	0	0	0
GRAND TOTAL:	180	799	76	0	87	0	0	0	0	0	0	0
<b>JASPER</b>												
CIRCUIT	19	3	0	0	0	0	0	0	0	0	0	0
SUPERIOR	140	615	0	0	417	0	0	0	0	0	0	0
TOTAL-COURTS OF RECORD:	159	618	0	0	417	0	0	0	0	0	0	0
DEMOTTE TOWN	0	0	0	0	169	0	0	0	0	0	0	0
WHEATFIELD TOWN	0	0	0	0	0	3	0	0	0	0	0	0
TOTAL-CITY AND TOWN:	0	0	0	0	169	3	0	0	0	0	0	0
GRAND TOTAL:	159	618	0	0	586	3	0	0	0	0	0	0
<b>JAY</b>												
CIRCUIT	31	5	3	0	0	0	14	33	0	4	0	3
SUPERIOR	50	204	3	0	6	0	0	0	0	0	0	0
UPGRADED 1-1-89												
TOTAL-COURTS OF RECORD:	81	209	6	0	6	0	14	33	0	4	0	3
DUNKIRK CITY	0	10	0	0	238	0	0	0	0	0	0	0
PORTLAND CITY	0	148	0	0	215	40	0	0	0	0	0	0
TOTAL-CITY AND TOWN:	0	158	0	0	453	40	0	0	0	0	0	0
GRAND TOTAL:	81	367	6	0	459	40	14	33	0	4	0	3
<b>JEFFERSON</b>												
CIRCUIT	33	0	0	0	0	0	0	36	0	0	0	0
COUNTY	40	488	0	0	1,194	11	0	0	0	0	0	0
TOTAL-COURTS OF RECORD:	73	488	0	0	1,194	11	0	36	0	0	0	0
GRAND TOTAL:	73	488	0	0	1,194	11	0	36	0	0	0	0
<b>JENNINGS</b>												
CIRCUIT	77	20	0	0	0	0	0	0	0	0	0	0
TOTAL-COURTS OF RECORD:	77	20	0	0	0	0	0	0	0	0	0	0
NORTH VERNON CITY	0	373	0	2	1,176	0	0	0	0	C	C	0
TOTAL-CITY AND TOWN:	0	373	0	2	1,176	0	0	0	0	0	0	0
GRAND TOTAL:	77	393	0	2	1,176	0	0	0	0	0	0	0
<b>JOHNSON</b>												
CIRCUIT	76	4	8	0	0	0	0	C	C	C	C	0
SUPERIOR 1	135	74	11	0	0	0	0	0	0	0	0	0
SUPERIOR 2	107	380	3	0	88	0	0	0	0	0	0	0
TOTAL-COURTS OF RECORD:	318	458	22	0	88	0	0	0	0	0	0	0
FRANKLIN CITY	0	628	0	0	4,873	0	0	0	0	0	0	0
GREENWOOD CITY	0	391	0	0	860	2	0	0	0	0	0	0
NEW WHITELAND TOWN	0	445	0	0	3,042	193	0	0	0	0	0	0



METHOD OF DISPOSITION  
GUILTY PLEA / ADMISSIONS  
- - - CRIMINAL - - -

110

	CF	CM	RCR	MC	IF	OV	JC	JD	JS	JP	JM	RJ
<b>JOHNSON</b>												
TOTAL-CITY AND TOWN:	0	1,464	0	0	8,775	195	0	0	0	0	0	0
GRAND TOTAL:	318	1,922	22	0	8,863	195	0	0	0	0	0	0
<b>KNOX</b>												
CIRCUIT	1	0	0	0	0	0	0	0	0	0	0	0
SUPERIOR 1	29	0	0	0	0	0	0	0	0	0	0	0
SUPERIOR 2	62	775	34	0	6,456	0	0	0	0	0	0	0
TOTAL-COURTS OF RECORD:	92	775	34	0	6,456	0	0	0	0	0	0	0
BICKNELL CITY	0	48	0	0	330	0	0	0	0	0	0	0
TOTAL-CITY AND TOWN:	0	48	0	0	330	0	0	0	0	0	0	0
GRAND TOTAL:	92	823	34	0	6,786	0	0	0	0	0	0	0
<b>KOSCIUSKO</b>												
CIRCUIT	21	0	0	0	0	0	0	0	0	0	0	0
SUPERIOR	161	5	0	0	0	0	0	0	0	0	0	0
COUNTY	1	1,245	0	0	257	0	0	0	0	0	0	0
TOTAL-COURTS OF RECORD:	183	1,250	0	0	257	0	0	0	0	0	0	0
GRAND TOTAL:	183	1,250	0	0	257	0	0	0	0	0	0	0
<b>LAGRANGE</b>												
CIRCUIT	11	2	0	0	0	0	0	0	0	0	0	0
SUPERIOR	134	470	0	0	99	0	0	0	0	0	0	0
TOTAL-COURTS OF RECORD:	145	472	0	0	99	0	0	0	0	0	0	0
GRAND TOTAL:	145	472	0	0	99	0	0	0	0	0	0	0
<b>LAKE</b>												
CIRCUIT	0	0	0	0	0	0	0	0	0	0	0	0
SUPERIOR, CIV. 1	0	0	0	0	0	0	0	0	0	0	0	0
SUPERIOR, CIV. 2	0	0	0	0	0	0	0	0	0	0	0	0
SUPERIOR, CIV. 3	0	0	0	0	0	0	0	0	0	0	0	0
SUPERIOR, CIV. 4	0	0	0	0	0	0	0	0	0	0	0	0
SUPERIOR, CIV. 5	0	0	0	0	0	0	0	0	0	0	0	0
SUPERIOR, JUV. DIV.	0	0	0	0	0	0	45	337	11	0	0	9
SUPERIOR, CRIM. 1	109	0	0	0	0	0	0	0	0	0	0	0
SUPERIOR, CRIM. 2	76	0	0	0	0	0	0	0	0	0	0	0
SUPERIOR, CRIM. 3	128	1	0	0	0	0	0	0	0	0	0	0
SUPERIOR, CRIM. 4	100	0	0	0	0	0	0	0	0	0	0	0
SUPERIOR 7	1	50	0	0	889	44	0	0	0	0	0	0
UPGRADED 1-1-89												
SUPERIOR 8	158	1,197	0	0	696	106	0	0	0	0	0	0
UPGRADED 1-1-89												
SUPERIOR 9	106	949	9	4	1,219	544	0	0	0	0	0	0
UPGRADED 1-1-89												
TOTAL-COURTS OF RECORD:	678	2,197	9	4	2,804	694	45	337	11	0	0	9
CROWN POINT CITY	0	147	0	0	309	386	0	0	0	0	0	0
EAST CHICAGO CITY	0	222	3	231	147	22	0	0	0	0	0	0
GARY CITY	0	907	0	0	2,588	743	0	0	0	0	0	0
HAMMOND CITY	0	156	0	0	1,381	636	0	0	0	0	0	0
HOBART CITY	0	0	0	0	0	0	0	0	0	0	0	0
LAKE STATION CITY	0	249	1	0	1,049	16	0	0	0	0	0	0
WHITING CITY	0	0	0	0	50	3	0	0	0	0	0	0
TOTAL-CITY AND TOWN:	0	1,681	4	231	5,524	1,806	0	0	0	0	0	0













METHOD OF DISPOSITION  
GUILTY PLEA / ADMISSIONS  
- - - CRIMINAL - - -

116

	CF	CM	RCR	MC	IF	OV	JC	JD	JS	JP	JM	RJ
<b>MONROE</b>												
SUPERIOR 4	115	1,494	379	0	9,616	0	0	0	0	0	0	0
SUPERIOR 5	0	0	0	0	0	2	0	0	0	0	0	0
TOTAL-COURTS OF RECORD:	485	1,513	455	0	9,616	2	14	102	0	0	0	12
GRAND TOTAL:	485	1,513	455	0	9,616	2	14	102	0	0	0	12
<b>MONTGOMERY</b>												
CIRCUIT	73	2	0	0	0	0	0	0	0	0	0	0
COUNTY	38	633	47	0	1	0	0	0	0	0	0	0
TOTAL-COURTS OF RECORD:	111	635	47	0	1	0	0	0	0	0	0	0
CRAWFORDSVILLE CITY	0	0	0	0	368	48	0	0	0	0	0	0
TOTAL-CITY AND TOWN:	0	0	0	0	368	48	0	0	0	0	0	0
GRAND TOTAL:	111	635	47	0	369	48	0	0	0	0	0	0
<b>MORGAN</b>												
CIRCUIT	151	1	1	0	0	0	0	0	0	0	0	0
SUPERIOR	39	211	5	0	0	0	0	0	0	0	0	0
COUNTY	13	412	6	0	3	0	0	0	0	0	0	0
TOTAL-COURTS OF RECORD:	203	624	12	0	3	0	0	0	0	0	0	0
MARTINSVILLE CITY	0	112	0	0	1,604	0	0	0	0	0	0	0
MOORESVILLE TOWN	0	180	0	0	4,894	0	0	0	0	0	0	0
TOTAL-CITY AND TOWN:	0	292	0	0	6,498	0	0	0	0	0	0	0
GRAND TOTAL:	203	916	12	0	6,501	0	0	0	0	0	0	0
<b>NEWTON</b>												
CIRCUIT	0	0	0	0	0	0	0	0	0	0	0	0
SUPERIOR	137	182	0	0	31	0	0	0	0	0	0	0
TOTAL-COURTS OF RECORD:	137	182	0	0	31	0	0	0	0	0	0	0
GRAND TOTAL:	137	182	0	0	31	0	0	0	0	0	0	0
<b>NOBLE</b>												
CIRCUIT	23	0	0	0	0	0	0	0	0	0	0	0
SUPERIOR	4	0	0	0	0	0	0	0	0	0	0	0
COUNTY	257	888	141	0	141	18	0	0	0	0	0	0
TOTAL-COURTS OF RECORD:	284	888	141	0	141	18	0	0	0	0	0	0
CROMWELL TOWN	0	0	0	0	599	4	0	0	0	0	0	0
TOTAL-CITY AND TOWN:	0	0	0	0	599	4	0	0	0	0	0	0
GRAND TOTAL:	284	888	141	0	740	22	0	0	0	0	0	0
<b>OHIO</b>												
CIRCUIT	0	0	0	0	0	0	0	0	0	0	0	0
SUPERIOR	35	135	1	0	125	0	0	0	0	0	0	0
TOTAL-COURTS OF RECORD:	35	135	1	0	125	0	0	0	0	0	0	0
GRAND TOTAL:	35	135	1	0	125	0	0	0	0	0	0	0
<b>ORANGE</b>												
CIRCUIT	80	1	0	0	0	0	0	0	0	0	0	0
COUNTY	8	273	0	0	27	0	0	0	0	0	0	0
TOTAL-COURTS OF RECORD:	88	274	0	0	27	0	0	0	0	0	0	0
GRAND TOTAL:	88	274	0	0	27	0	0	0	0	0	0	0
<b>OWEN</b>												
CIRCUIT	74	253	37	0	1,255	0	0	52	0	0	0	14

METHOD OF DISPOSITION  
 DEFAULT  
 - - - CIVIL - - -

117

CRM TOT	CP	CT	SC	RCV	DR	RDR	MH	AD	ES	GU	TR	MI	CVL TOT
11,604	0	0	0	0	0	0	0	0	0	0	0	0	0
2	19	0	1,380	25	0	0	0	0	0	0	0	0	1,424
12,199	138	1	1,380	28	0	0	0	0	0	0	0	0	1,547
12,199	138	1	1,380	28	0	0	0	0	0	0	0	0	1,547
75	4	0	0	0	8	0	0	0	0	0	0	0	12
719	21	0	313	103	0	0	0	0	0	0	0	0	437
794	25	0	313	103	8	0	0	0	0	0	0	0	449
416	0	0	0	0	0	0	0	0	0	0	0	0	0
416	0	0	0	0	0	0	0	0	0	0	0	0	0
1,210	25	0	313	103	8	0	0	0	0	0	0	0	449
153	67	2	0	5	0	0	0	0	0	0	0	0	74
255	58	0	0	1	0	0	0	0	0	0	0	0	59
434	5	0	351	158	0	0	0	0	0	0	0	0	514
842	130	2	351	164	0	0	0	0	0	0	0	0	647
1,716	0	0	0	0	0	0	0	0	0	0	0	0	0
5,074	0	0	0	0	0	0	0	0	0	0	0	0	0
6,790	0	0	0	0	0	0	0	0	0	0	0	0	0
7,632	130	2	351	164	0	0	0	0	0	0	0	0	647
0	56	0	34	0	2	0	0	0	0	0	0	0	92
350	1	0	16	0	0	0	0	0	0	0	0	0	17
350	57	0	50	0	2	0	0	0	0	0	0	0	109
350	57	0	50	0	2	0	0	0	0	0	0	0	109
23	30	0	0	0	0	1	0	0	0	0	0	0	31
4	21	0	0	0	10	1	0	0	0	0	0	0	32
1,445	8	0	683	142	0	2	0	0	0	0	0	0	835
1,472	59	0	683	142	10	4	0	0	0	0	0	0	898
603	0	0	0	0	0	0	0	0	0	0	0	0	0
603	0	0	0	0	0	0	0	0	0	0	0	0	0
2,075	59	0	683	142	10	4	0	0	0	0	0	0	898
0	1	0	0	0	1	0	0	0	0	0	0	0	2
296	0	0	0	0	0	0	0	0	0	0	0	0	0
296	1	0	0	0	1	0	0	0	0	0	0	0	2
296	1	0	0	0	1	0	0	0	0	0	0	0	2
81	48	0	0	0	0	0	0	0	0	0	0	0	48
308	28	0	129	0	0	0	0	0	0	0	0	0	157
389	76	0	129	0	0	0	0	0	0	0	0	0	205
389	76	0	129	0	0	0	0	0	0	0	0	0	205
1,685	63	0	181	0	0	2	0	0	0	0	0	0	246

METHOD OF DISPOSITION  
GUILTY PLEA / ADMISSIONS  
- - - CRIMINAL - - -

	CF	CM	RCR	MC	IF	OV	JC	JD	JS	JP	JM	RJ
<b>OWEN</b>												
TOTAL-COURTS OF RECORD:	74	253	37	0	1,255	0	0	52	0	0	0	14
GRAND TOTAL:	74	253	37	0	1,255	0	0	52	0	0	0	14
<b>PARKE</b>												
CIRCUIT	69	102	0	0	263	0	0	0	0	0	0	0
TOTAL-COURTS OF RECORD:	69	102	0	0	263	0	0	0	0	0	0	0
GRAND TOTAL:	69	102	0	0	263	0	0	0	0	0	0	0
<b>PERRY</b>												
CIRCUIT	89	233	0	0	1,105	0	0	0	0	0	0	0
TOTAL-COURTS OF RECORD:	89	233	0	0	1,105	0	0	0	0	0	0	0
TELL CITY CITY	0	0	0	0	0	0	0	0	0	0	0	0
NOT REPORTING												
TOTAL-CITY AND TOWN:	0	0	0	0	0	0	0	0	0	0	0	0
GRAND TOTAL:	89	233	0	0	1,105	0	0	0	0	0	0	0
<b>PIKE</b>												
CIRCUIT	60	173	1	0	0	0	0	0	0	0	0	0
TOTAL-COURTS OF RECORD:	60	173	1	0	0	0	0	0	0	0	0	0
GRAND TOTAL:	60	173	1	0	0	0	0	0	0	0	0	0
<b>PORTER</b>												
CIRCUIT, SUP 1 & 2	105	1	1	0	0	0	0	0	0	0	0	0
SUPERIOR 3	149	1,418	259	0	861	18	0	0	0	0	0	0
SUPERIOR 4	92	1,088	108	0	305	0	0	0	0	0	0	0
TOTAL-COURTS OF RECORD:	346	2,507	368	0	1,166	18	0	0	0	0	0	0
CHESTERTON TOWN	0	56	0	2	159	16	0	0	0	0	0	0
TOTAL-CITY AND TOWN:	0	56	0	2	159	16	0	0	0	0	0	0
GRAND TOTAL:	346	2,563	368	2	1,325	34	0	0	0	0	0	0
<b>POSEY</b>												
CIRCUIT	16	0	1	0	0	0	0	30	1	1	1	2
COUNTY	105	512	72	0	315	1	0	0	0	0	0	0
TOTAL-COURTS OF RECORD:	121	512	73	0	315	1	0	30	1	1	1	2
GRAND TOTAL:	121	512	73	0	315	1	0	30	1	1	1	2
<b>PULASKI</b>												
CIRCUIT	34	2	14	0	0	0	0	6	0	0	0	1
COUNTY	45	196	7	0	91	0	0	0	0	0	0	0
TOTAL-COURTS OF RECORD:	79	198	21	0	91	0	0	6	0	0	0	1
GRAND TOTAL:	79	198	21	0	91	0	0	6	0	0	0	1
<b>PUTNAM</b>												
CIRCUIT	50	0	1	0	0	0	0	45	9	0	0	0
COUNTY	113	461	75	0	1,205	0	0	0	0	0	0	0
TOTAL-COURTS OF RECORD:	163	461	76	0	1,205	0	0	45	9	0	0	0
GRAND TOTAL:	163	461	76	0	1,205	0	0	45	9	0	0	0
<b>RANDOLPH</b>												
CIRCUIT	16	0	1	0	0	0	0	0	0	0	0	1
SUPERIOR	57	265	1	0	1	0	0	0	0	0	0	0

















METHOD OF DISPOSITION  
GUILTY PLEA / ADMISSIONS  
- - - CRIMINAL - - -

126

	CF	CM	RCR	MC	IF	OV	JC	JD	JS	JP	JM	RJ
<b>WAYNE</b>												
SUPERIOR 1	45	0	0	0	0	0	0	0	0	0	0	0
SUPERIOR 2	77	0	0	0	0	0	0	0	0	0	0	0
SUPERIOR 3	115	1,225	0	0	408	74	0	0	0	0	0	0
TOTAL-COURTS OF RECORD:	331	1,225	0	0	408	74	0	0	0	0	0	0
HAGERSTOWN TOWN	0	0	0	0	40	0	0	0	0	0	0	0
TOTAL-CITY AND TOWN:	0	0	0	0	40	0	0	0	0	0	0	0
GRAND TOTAL:	331	1,225	0	0	448	74	0	0	0	0	0	0
<b>WELLS</b>												
CIRCUIT	10	0	0	0	0	0	0	0	0	0	0	0
SUPERIOR	92	493	81	0	12	0	0	0	0	0	0	0
TOTAL-COURTS OF RECORD:	102	493	81	0	12	0	0	0	0	0	0	0
BLUFFTON CITY	0	0	0	0	1,228	9	0	0	0	0	0	0
TOTAL-CITY AND TOWN:	0	0	0	0	1,228	9	0	0	0	0	0	0
GRAND TOTAL:	102	493	81	0	1,240	9	0	0	0	0	0	0
<b>WHITE</b>												
CIRCUIT	0	0	0	0	0	0	0	0	0	0	0	0
SUPERIOR	71	456	0	0	33	0	0	0	0	0	0	0
TOTAL-COURTS OF RECORD:	71	456	0	0	33	0	0	0	0	0	0	0
MONON TOWN	0	0	0	0	0	0	0	0	0	0	0	0
NOT REPORTING												
TOTAL-CITY AND TOWN:	0	0	0	0	0	0	0	0	0	0	0	0
GRAND TOTAL:	71	456	0	0	33	0	0	0	0	0	0	0
<b>WHITLEY</b>												
CIRCUIT	27	4	0	0	0	0	0	29	57	0	0	0
SUPERIOR	100	505	13	1	0	0	0	0	0	0	0	0
TOTAL-COURTS OF RECORD:	127	509	13	1	0	0	0	29	57	0	0	0
GRAND TOTAL:	127	509	13	1	0	0	0	29	57	0	0	0



METHOD OF DISPOSITION  
 GUILTY PLEA / ADMISSIONS  
 - - - CRIMINAL - - -

	CF	CM	RCR	MC	IF	OV	JC	JD	JS	JP	JM	RJ
TOTALS FOR SUPERIOR AND CIRCUIT COURTS	15,437	40,116	2,620	64	68,019	1,882	162	3,997	543	155	2,626	654
TOTALS FOR COUNTY AND MUNICIPAL COURTS	8,175	33,143	1,028	8	69,529	11,087	0	0	0	0	0	0
TOTALS FOR SMALL CLAIM COURTS	0	0	0	0	0	0	0	0	0	0	0	0
TOTALS FOR CITY AND TOWN COURTS	0	19,512	221	1,397	88,943	7,625	0	0	0	0	0	0
TOTALS FOR ALL COURTS	23,612	92,771	3,869	1,469	226,491	20,594	162	3,997	543	155	2,626	654



METHOD OF DISPOSITION  
 DEFAULT  
 - - - CIVIL - - -

CRM TOT	CP	CT	SC	RCV	DR	RDR	MH	AD	ES	GU	TR	MI	CVL TOT
136,275	14,945	127	40,284	6,279	780	305	14	3	0	80	0	52	62,869
122,970	6,482	4	15,360	6,847	0	2	0	0	0	0	0	15	28,710
0	0	0	37,462	6,367	0	0	0	0	0	0	0	0	43,829
117,698	3,033	2,010	144	1	0	0	0	0	0	0	0	0	5,188
376,943	24,460	2,141	93,250	19,494	780	307	14	3	0	80	0	67	140,596

METHOD OF DISPOSITION  
 VIOLATIONS BUREAU  
 - - - CRIMINAL - - -

	CF	CM	RCR	MC	IF	OV	JC	JD	JS	JP	JM	RJ
<b>ADAMS</b>												
CIRCUIT	0	0	0	0	0	0	0	0	0	0	0	0
SUPERIOR	0	0	0	0	2,321	40	0	0	0	0	0	0
TOTAL-COURTS OF RECORD:	0	0	0	0	2,321	40	0	0	0	0	0	0
GRAND TOTAL:	0	0	0	0	2,321	40	0	0	0	0	0	0
<b>ALLEN</b>												
CIRCUIT	0	0	0	0	0	0	0	0	0	0	0	0
SUPERIOR	0	0	0	0	7,134	3,513	0	0	0	0	0	0
TOTAL-COURTS OF RECORD:	0	0	0	0	7,134	3,513	0	0	0	0	0	0
GRAND TOTAL:	0	0	0	0	7,134	3,513	0	0	0	0	0	0
<b>BARTHOLOMEW</b>												
CIRCUIT	0	0	0	0	0	0	0	0	0	0	0	0
SUPERIOR 1	0	0	0	0	0	0	0	0	0	0	0	0
SUPERIOR 2	0	0	0	0	697	0	0	0	0	0	0	0
TOTAL-COURTS OF RECORD:	0	0	0	0	697	0	0	0	0	0	0	0
GRAND TOTAL:	0	0	0	0	697	0	0	0	0	0	0	0
<b>BENTON</b>												
CIRCUIT	0	0	0	0	888	0	0	0	0	0	0	0
TOTAL-COURTS OF RECORD:	0	0	0	0	888	0	0	0	0	0	0	0
GRAND TOTAL:	0	0	0	0	888	0	0	0	0	0	0	0
<b>BLACKFORD</b>												
CIRCUIT	0	0	0	0	0	0	0	0	0	0	0	0
COUNTY	0	0	0	0	1	0	0	0	0	0	0	0
TOTAL-COURTS OF RECORD:	0	0	0	0	1	0	0	0	0	0	0	0
MONTPELIER CITY	0	0	0	0	0	0	0	0	0	0	0	0
TOTAL-CITY AND TOWN:	0	0	0	0	0	0	0	0	0	0	0	0
GRAND TOTAL:	0	0	0	0	1	0	0	0	0	0	0	0
<b>BOONE</b>												
CIRCUIT	0	0	0	0	0	0	0	0	0	0	0	0
SUPERIOR 1	0	0	0	0	0	0	0	0	0	0	0	0
SUPERIOR 2	0	0	0	0	311	0	0	0	0	0	0	0
TOTAL-COURTS OF RECORD:	0	0	0	0	311	0	0	0	0	0	0	0
LEBANON CITY	0	0	0	0	0	0	0	0	0	0	0	0
THORNTOWN TOWN	0	10	0	0	1,396	0	0	0	0	0	0	0
ZIONSVILLE TOWN	0	0	0	0	0	0	0	0	0	0	0	0
JAMESTOWN TOWN	0	0	0	0	0	0	0	0	0	0	0	0
WHITESTOWN TOWN	0	0	0	0	1	11	0	0	0	0	0	0
TOTAL-CITY AND TOWN:	0	10	0	0	1,397	11	0	0	0	0	0	0
GRAND TOTAL:	0	10	0	0	1,708	11	0	0	0	0	0	0
<b>BROWN</b>												
CIRCUIT	0	0	0	0	0	0	0	0	0	0	0	0
TOTAL-COURTS OF RECORD:	0	0	0	0	0	0	0	0	0	0	0	0
GRAND TOTAL:	0	0	0	0	0	0	0	0	0	0	0	0
<b>CARROLL</b>												
CIRCUIT	0	0	0	0	2	0	0	0	0	0	0	0
SUPERIOR	0	0	0	0	722	0	0	0	0	0	0	0





METHOD OF DISPOSITION  
 CLOSED  
 - - - CIVIL - - -

CRM TOT	CP	CT	SC	RCV	DR	RDR	MH	AD	ES	GU	TR	MI	CVL TOT
724	1	0	20	0	0	0	2	6	111	12	0	1	153
21	0	0	0	0	0	0	0	0	0	0	0	0	0
2	0	0	0	0	0	0	0	0	0	0	0	0	0
23	0	0	0	0	0	0	0	0	0	0	0	0	0
747	1	0	20	0	0	0	2	6	111	12	0	1	153
0	0	0	0	0	0	0	0	4	66	121	0	2	193
414	0	0	0	0	0	0	30	3	100	24	0	0	157
414	0	0	0	0	0	0	30	7	166	145	0	2	350
414	0	0	0	0	0	0	30	7	166	145	0	2	350
0	28	0	0	10	5	8	54	4	132	21	0	6	268
0	0	0	0	0	0	0	8	0	0	0	0	226	234
0	0	0	0	0	0	0	0	0	0	0	0	0	0
5,729	5	0	0	0	0	0	0	0	0	0	0	0	5
5,729	33	0	0	10	5	8	62	4	132	21	0	232	507
0	0	0	0	0	0	0	0	0	0	0	0	0	0
233	0	0	0	0	0	0	0	0	0	0	0	0	0
0	0	0	0	0	0	0	0	0	0	0	0	0	0
233	0	0	0	0	0	0	0	0	0	0	0	0	0
5,962	33	0	0	10	5	8	62	4	132	21	0	232	507
0	50	0	0	0	4	0	0	0	0	0	0	0	54
1,357	0	0	0	0	0	0	0	0	0	0	0	0	0
1,357	50	0	0	0	4	0	0	0	0	0	0	0	54
1,357	50	0	0	0	4	0	0	0	0	0	0	0	54
0	0	0	0	25	49	74	11	0	104	25	1	266	555
291	0	0	0	0	0	0	0	0	0	0	0	0	0
291	0	0	0	25	49	74	11	0	104	25	1	266	555
0	0	0	0	0	0	0	0	0	0	0	0	0	0
0	0	0	0	0	0	0	0	0	0	0	0	0	0
291	0	0	0	25	49	74	11	0	104	25	1	266	555
40	11	0	24	27	6	0	0	2	43	2	0	0	115
40	11	0	24	27	6	0	0	2	43	2	0	0	115
40	11	0	24	27	6	0	0	2	43	2	0	0	115
0	2	0	0	0	0	0	1	0	0	0	0	0	3
1,348	0	0	0	0	0	0	0	0	0	0	0	0	0
1,348	2	0	0	0	0	0	1	0	0	0	0	0	3
1,348	2	0	0	0	0	0	1	0	0	0	0	0	3
0	0	0	0	0	0	0	0	0	130	25	0	0	155



METHOD OF DISPOSITION  
 CLOSED  
 - - - CIVIL - - -

135

CRM TOT	CP	CT	SC	RCV	DR	RDR	MH	AD	ES	GU	TR	MI	CVL TOT
0	0	0	0	0	0	0	0	0	0	0	0	0	0
0	0	0	0	0	0	0	0	0	130	25	0	0	155
0	0	0	0	0	0	0	0	0	0	0	0	0	0
0	0	0	0	0	0	0	0	0	0	0	0	0	0
0	0	0	0	0	0	0	0	0	0	0	0	0	0
0	0	0	0	0	0	0	0	0	130	25	0	0	155
0	40	5	0	9	0	4	56	5	65	16	3	6	209
2,395	1	0	35	55	0	0	0	0	0	0	0	0	91
2,395	41	5	35	64	0	4	56	5	65	16	3	6	300
2,395	41	5	35	64	0	4	56	5	65	16	3	6	300
0	0	0	0	0	0	0	0	0	66	12	0	0	78
2,705	0	0	0	0	0	0	0	0	19	1	0	0	20
2,705	0	0	0	0	0	0	0	0	85	13	0	0	98
0	0	0	0	0	0	0	0	0	0	0	0	0	0
0	0	0	0	0	0	0	0	0	0	0	0	0	0
2,705	0	0	0	0	0	0	0	0	85	13	0	0	98
0	3	0	0	9	11	43	1	13	251	25	1	14	371
0	0	0	0	2	0	18	0	1	8	2	1	8	40
0	0	0	0	15	1	65	0	28	72	18	4	20	223
0	2	0	76	252	0	14	0	0	0	0	0	13	357
356	5	0	90	247	0	6	0	0	0	0	0	30	378
356	10	0	166	525	12	146	1	42	331	45	6	85	1,369
0	0	0	0	0	0	0	0	0	0	0	0	0	0
843	0	0	0	0	0	0	0	0	0	0	0	0	0
843	0	0	0	0	0	0	0	0	0	0	0	0	0
1,199	10	0	166	525	12	146	1	42	331	45	6	85	1,369
0	17	0	0	6	2	5	0	5	111	32	1	1	180
2,583	0	0	0	0	0	0	4	0	0	0	0	0	4
2,583	17	0	0	6	2	5	4	5	111	32	1	1	184
2,583	17	0	0	6	2	5	4	5	111	32	1	1	184
0	0	0	0	0	0	0	15	36	137	19	0	22	229
0	0	0	0	0	0	0	0	1	17	3	0	0	21
0	0	0	0	0	0	0	0	0	154	25	3	0	182
0	0	0	0	0	0	0	34	0	38	12	5	5	94
0	54	0	1,138	2,118	0	0	0	0	0	0	0	0	3,310
1,961	0	0	0	142	0	0	0	0	0	0	0	0	142
1,961	54	0	1,138	2,260	0	0	49	37	346	59	8	27	3,978
0	0	0	0	0	0	0	0	0	0	0	0	0	0
3,026	0	0	0	0	0	0	0	0	0	0	0	0	0
0	0	0	0	0	0	0	0	0	0	0	0	0	0
3,026	0	0	0	0	0	0	0	0	0	0	0	0	0
4,987	54	0	1,138	2,260	0	0	49	37	346	59	8	27	3,978
0	1	0	0	0	0	1	17	0	135	68	1	0	223





METHOD OF DISPOSITION  
CLOSED  
--- CIVIL ---

137

CRM TOT	CP	CT	SC	RCV	DR	RDR	MH	AD	ES	GU	TR	MI	CVL TOT
1,242	0	0	0	127	0	0	0	0	0	0	0	0	127
1,242	1	0	0	127	0	1	17	0	135	68	1	0	350
1,242	1	0	0	127	0	1	17	0	135	68	1	0	350
0	0	0	0	8	0	0	8	0	158	37	9	10	230
0	0	0	0	0	0	0	0	0	0	0	0	1	1
2,584	0	0	0	0	0	0	0	0	0	0	0	0	0
2,584	0	0	0	8	0	0	8	0	158	37	9	11	231
2,584	0	0	0	8	0	0	8	0	158	37	9	11	231
434	0	0	0	0	0	0	0	0	87	16	1	2	106
434	0	0	0	0	0	0	0	0	87	16	1	2	106
0	0	0	0	0	0	0	0	0	0	0	0	0	0
0	0	0	0	0	0	0	0	0	0	0	0	0	0
434	0	0	0	0	0	0	0	0	87	16	1	2	106
76	1	0	10	8	1	0	0	6	64	13	3	0	106
76	1	0	10	8	1	0	0	6	64	13	3	0	106
76	1	0	10	8	1	0	0	6	64	13	3	0	106
0	32	0	0	8	32	9	2	1	47	10	0	4	145
0	0	0	0	0	0	0	0	0	0	0	0	0	0
0	32	0	0	8	32	9	2	1	47	10	0	4	145
0	32	0	0	8	32	9	2	1	47	10	0	4	145
0	5	2	0	17	0	7	39	1	191	90	1	3	356
2,221	0	0	0	0	0	0	0	0	0	0	0	0	0
2,221	5	2	0	17	0	7	39	1	191	90	1	3	356
2,221	5	2	0	17	0	7	39	1	191	90	1	3	356
0	5	0	0	0	10	0	1	3	111	26	11	4	171
0	0	0	0	0	0	0	0	0	2	3	0	0	5
0	0	0	0	0	0	0	0	0	35	0	1	0	36
255	0	0	121	7	0	0	4	0	0	0	0	0	132
255	5	0	121	7	10	0	5	3	148	29	12	4	344
1,331	0	0	0	0	0	0	0	0	0	0	0	0	0
167	0	0	0	0	0	0	0	0	0	0	0	0	0
1,498	0	0	0	0	0	0	0	0	0	0	0	0	0
1,753	5	0	121	7	10	0	5	3	148	29	12	4	344
0	0	0	0	0	0	2	1	0	98	18	0	0	119
1,644	0	0	0	0	0	0	1	0	0	0	0	0	1
1,644	0	0	0	0	0	2	2	0	98	18	0	0	120
1,644	0	0	0	0	0	2	2	0	98	18	0	0	120
0	2	0	0	0	0	0	6	16	63	10	3	0	100



METHOD OF DISPOSITION  
 CLOSED  
 - - - CIVIL - - -

CRM TOT	CP	CT	SC	RCV	DR	RDR	MH	AD	ES	GU	TR	MI	CVL TOT
0	14	2	0	4	1	5	1	0	93	43	1	1	165
0	0	0	0	0	0	0	0	0	14	4	1	0	19
0	0	0	0	0	0	0	0	0	2	0	0	0	2
4,347	0	0	0	0	0	0	0	0	0	0	0	0	0
4,347	16	2	0	4	1	5	7	16	172	57	5	1	286
0	0	0	0	0	0	0	0	0	0	0	0	0	0
0	0	0	0	0	0	0	0	0	0	0	0	0	0
0	0	0	0	0	0	0	0	0	0	0	0	0	0
4,347	16	2	0	4	1	5	7	16	172	57	5	1	286
0	24	0	0	0	34	18	0	0	77	35	0	4	192
0	0	0	0	0	0	0	0	1	85	34	0	3	123
0	1	0	26	3	0	0	0	0	0	0	0	0	30
0	25	0	26	3	34	18	0	1	162	69	0	7	345
0	25	0	26	3	34	18	0	1	162	69	0	7	345
0	0	0	0	0	0	0	16	2	53	10	0	0	81
0	10	0	44	0	0	0	0	0	0	0	0	0	54
0	10	0	44	0	0	0	16	2	53	10	0	0	135
0	10	0	44	0	0	0	16	2	53	10	0	0	135
0	0	0	0	0	0	0	0	0	0	0	0	0	0
0	0	0	0	0	0	0	0	0	190	55	0	0	245
4,912	0	0	0	0	0	0	0	0	0	0	0	0	0
4,912	0	0	0	0	0	0	0	0	190	55	0	0	245
620	0	0	0	0	0	0	0	0	0	0	0	0	0
620	0	0	0	0	0	0	0	0	0	0	0	0	0
5,532	0	0	0	0	0	0	0	0	190	55	0	0	245
0	0	0	0	0	0	0	0	0	0	0	0	0	0
0	0	0	0	0	0	0	7	0	73	16	1	0	97
484	0	0	0	0	0	0	0	0	0	0	0	0	0
484	0	0	0	0	0	0	7	0	73	16	1	0	97
0	0	0	0	0	0	0	0	0	0	0	0	0	0
0	0	0	0	0	0	0	0	0	0	0	0	0	0
484	0	0	0	0	0	0	7	0	73	16	1	0	97
0	0	0	0	0	0	0	0	0	130	53	0	0	183
0	0	0	0	0	0	0	0	0	0	0	0	0	0
0	0	0	0	0	0	0	14	0	14	4	0	0	32
989	0	0	0	0	0	0	0	0	0	0	0	0	0
989	0	0	0	0	0	0	14	0	144	57	0	0	215
989	0	0	0	0	0	0	14	0	144	57	0	0	215
0	0	0	0	0	0	0	0	7	247	23	0	0	277





METHOD OF DISPOSITION  
 VIOLATIONS BUREAU  
 - - - CRIMINAL - - -

142

	CF	CM	RCR	MC	IF	OV	JC	JD	JS	JP	JM	RJ
<b>JOHNSON</b>												
TOTAL-CITY AND TOWN:	0	0	0	0	2,194	3	0	0	0	0	0	0
GRAND TOTAL:	0	0	0	0	2,194	3	0	0	0	0	0	0
<b>KNOX</b>												
CIRCUIT	0	0	0	0	0	0	0	0	0	0	0	0
SUPERIOR 1	0	0	0	0	0	0	0	0	0	0	0	0
SUPERIOR 2	0	53	14	0	72	0	0	0	0	0	0	0
TOTAL-COURTS OF RECORD:	0	53	14	0	72	0	0	0	0	0	0	0
BICKNELL CITY	0	0	0	0	0	0	0	0	0	0	0	0
TOTAL-CITY AND TOWN:	0	0	0	0	0	0	0	0	0	0	0	0
GRAND TOTAL:	0	53	14	0	72	0	0	0	0	0	0	0
<b>KOSCIUSKO</b>												
CIRCUIT	0	0	0	0	0	0	0	0	0	0	0	0
SUPERIOR	0	0	0	0	0	0	0	0	0	0	0	0
COUNTY	0	0	0	0	2,998	0	0	0	0	0	0	0
TOTAL-COURTS OF RECORD:	0	0	0	0	2,998	0	0	0	0	0	0	0
GRAND TOTAL:	0	0	0	0	2,998	0	0	0	0	0	0	0
<b>LAGRANGE</b>												
CIRCUIT	0	0	0	0	0	0	0	0	0	0	0	0
SUPERIOR	0	0	0	0	3,911	60	0	0	0	0	0	0
TOTAL-COURTS OF RECORD:	0	0	0	0	3,911	60	0	0	0	0	0	0
GRAND TOTAL:	0	0	0	0	3,911	60	0	0	0	0	0	0
<b>LAKE</b>												
CIRCUIT	0	0	0	0	0	0	0	0	0	0	0	0
SUPERIOR, CIV. 1	0	0	0	0	0	0	0	0	0	0	0	0
SUPERIOR, CIV. 2	0	0	0	0	0	0	0	0	0	0	0	0
SUPERIOR, CIV. 3	0	0	0	0	0	0	0	0	0	0	0	0
SUPERIOR, CIV. 4	0	0	0	0	0	0	0	0	0	0	0	0
SUPERIOR, CIV. 5	0	0	0	0	0	0	0	0	0	0	0	0
SUPERIOR, JUV. DIV.	0	0	0	0	0	0	0	0	0	0	0	0
SUPERIOR, CRIM. 1	0	0	0	0	0	0	0	0	0	0	0	0
SUPERIOR, CRIM. 2	0	0	0	0	0	0	0	0	0	0	0	0
SUPERIOR, CRIM. 3	0	0	0	0	0	0	0	0	0	0	0	0
SUPERIOR, CRIM. 4	0	0	0	0	0	0	0	0	0	0	0	0
SUPERIOR 7	0	0	0	0	6,851	1,929	0	0	0	0	0	0
UPGRADED 1-1-89												
SUPERIOR 8	0	0	0	0	8,100	1,057	0	0	0	0	0	0
UPGRADED 1-1-89												
SUPERIOR 9	0	8	0	3	7,032	1,713	0	0	0	0	0	0
UPGRADED 1-1-89												
TOTAL-COURTS OF RECORD:	0	8	0	3	21,983	4,699	0	0	0	0	0	0
CROWN POINT CITY	0	0	0	0	190	341	0	0	0	0	0	0
EAST CHICAGO CITY	0	0	0	0	0	0	0	0	0	0	0	0
GARY CITY	0	0	0	0	0	0	0	0	0	0	0	0
HAMMOND CITY	0	0	0	0	0	0	0	0	0	0	0	0
HOBART CITY	0	0	0	0	418	0	0	0	0	0	0	0
LAKE STATION CITY	0	0	0	0	0	0	0	0	0	0	0	0
WHITING CITY	0	0	0	0	0	0	0	0	0	0	0	0
TOTAL-CITY AND TOWN:	0	0	0	0	608	341	0	0	0	0	0	0













METHOD OF DISPOSITION  
 VIOLATIONS BUREAU  
 - - - CRIMINAL - - -

148

	CF	CM	RCR	MC	IF	OV	JC	JD	JS	JP	JM	RJ
<b>MONROE</b>												
SUPERIOR 4	0	0	0	0	806	0	0	0	0	0	0	0
SUPERIOR 5	0	0	0	0	0	0	0	0	0	0	0	0
TOTAL-COURTS OF RECORD:	0	0	0	0	806	0	0	0	0	0	0	0
GRAND TOTAL:	0	0	0	0	806	0	0	0	0	0	0	0
<b>MONTGOMERY</b>												
CIRCUIT	0	0	0	0	0	0	0	0	0	0	0	0
COUNTY	0	0	0	0	2,247	0	0	0	0	0	0	0
TOTAL-COURTS OF RECORD:	0	0	0	0	2,247	0	0	0	0	0	0	0
CRAWFORDSVILLE CITY	0	0	0	0	0	0	0	0	0	0	0	0
TOTAL-CITY AND TOWN:	0	0	0	0	0	0	0	0	0	0	0	0
GRAND TOTAL:	0	0	0	0	2,247	0	0	0	0	0	0	0
<b>MORGAN</b>												
CIRCUIT	0	0	0	0	0	0	0	0	0	0	0	0
SUPERIOR	0	0	0	0	0	0	0	0	0	0	0	0
COUNTY	0	0	1	0	6	0	0	0	0	0	0	0
TOTAL-COURTS OF RECORD:	0	0	1	0	6	0	0	0	0	0	0	0
MARTINSVILLE CITY	0	0	0	0	275	0	0	0	0	0	0	0
MOORESVILLE TOWN	0	0	0	0	585	0	0	0	0	0	0	0
TOTAL-CITY AND TOWN:	0	0	0	0	860	0	0	0	0	0	0	0
GRAND TOTAL:	0	0	1	0	866	0	0	0	0	0	0	0
<b>NEWTON</b>												
CIRCUIT	0	0	0	0	0	0	0	0	0	0	0	0
SUPERIOR	0	0	0	0	0	0	0	0	0	0	0	0
TOTAL-COURTS OF RECORD:	0	0	0	0	0	0	0	0	0	0	0	0
GRAND TOTAL:	0	0	0	0	0	0	0	0	0	0	0	0
<b>NOBLE</b>												
CIRCUIT	0	0	0	0	0	0	0	0	0	0	0	0
SUPERIOR	0	0	0	0	0	0	0	0	0	0	0	0
COUNTY	0	0	0	0	2,128	16	0	0	0	0	0	0
TOTAL-COURTS OF RECORD:	0	0	0	0	2,128	16	0	0	0	0	0	0
CROMWELL TOWN	0	0	0	0	202	0	0	0	0	0	0	0
TOTAL-CITY AND TOWN:	0	0	0	0	202	0	0	0	0	0	0	0
GRAND TOTAL:	0	0	0	0	2,330	16	0	0	0	0	0	0
<b>OHIO</b>												
CIRCUIT	0	0	0	0	0	0	0	0	0	0	0	0
SUPERIOR	0	0	0	0	62	0	0	0	0	0	0	0
TOTAL-COURTS OF RECORD:	0	0	0	0	62	0	0	0	0	0	0	0
GRAND TOTAL:	0	0	0	0	62	0	0	0	0	0	0	0
<b>ORANGE</b>												
CIRCUIT	0	0	0	0	0	0	0	0	0	0	0	0
COUNTY	0	0	0	0	901	0	0	0	0	0	0	0
TOTAL-COURTS OF RECORD:	0	0	0	0	901	0	0	0	0	0	0	0
GRAND TOTAL:	0	0	0	0	901	0	0	0	0	0	0	0
<b>OWEN</b>												
CIRCUIT	0	4	0	0	5	0	0	0	0	0	0	0

METHOD OF DISPOSITION  
CLOSED  
- - - CIVIL - - -

149

CRM TOT	CP	CT	SC	RCV	DR	RDR	MH	AD	ES	GU	TR	MI	CVL TOT
806	0	0	0	0	0	0	0	0	0	0	0	0	0
0	0	0	0	0	0	0	0	0	0	0	0	0	0
806	0	0	0	0	0	0	0	40	201	73	7	0	321
806	0	0	0	0	0	0	0	40	201	73	7	0	321
0	18	0	0	0	4	0	0	0	19	2	0	0	43
2,247	0	0	0	0	0	0	0	0	0	0	0	0	0
2,247	18	0	0	0	4	0	0	0	19	2	0	0	43
0	0	0	0	0	0	0	0	0	0	0	0	0	0
0	0	0	0	0	0	0	0	0	0	0	0	0	0
2,247	18	0	0	0	4	0	0	0	19	2	0	0	43
0	74	0	0	99	36	78	1	1	32	30	0	2	353
0	16	0	0	14	6	95	1	0	104	13	0	0	249
7	1	0	14	81	0	0	0	0	0	0	0	0	96
7	91	0	14	194	42	173	2	1	136	43	0	2	698
275	0	0	0	0	0	0	0	0	0	0	0	0	0
585	0	0	0	0	0	0	0	0	0	0	0	0	0
860	0	0	0	0	0	0	0	0	0	0	0	0	0
867	91	0	14	194	42	173	2	1	136	43	0	2	698
0	2	0	0	0	0	0	0	13	66	14	0	0	95
0	3	0	2	0	0	0	0	0	0	0	0	2	7
0	5	0	2	0	0	0	0	13	66	14	0	2	102
0	5	0	2	0	0	0	0	13	66	14	0	2	102
0	0	0	0	1	0	0	0	0	70	45	2	0	118
0	0	0	0	0	0	0	0	4	16	7	0	0	27
2,144	0	0	0	0	0	0	0	0	0	0	0	0	0
2,144	0	0	0	1	0	0	0	4	86	52	2	0	145
202	0	0	0	0	0	0	0	0	0	0	0	0	0
202	0	0	0	0	0	0	0	0	0	0	0	0	0
2,346	0	0	0	1	0	0	0	4	86	52	2	0	145
0	2	0	0	0	9	3	0	0	3	2	0	0	19
62	0	0	0	0	0	0	0	0	0	0	0	0	0
62	2	0	0	0	9	3	0	0	3	2	0	0	19
62	2	0	0	0	9	3	0	0	3	2	0	0	19
0	0	0	0	0	0	0	0	0	40	9	1	0	50
901	0	0	0	0	0	0	0	0	0	0	0	0	0
901	0	0	0	0	0	0	0	0	40	9	1	0	50
901	0	0	0	0	0	0	0	0	40	9	1	0	50
9	4	0	0	23	4	47	1	0	40	12	0	58	189

METHOD OF DISPOSITION  
 VIOLATIONS BUREAU  
 - - - CRIMINAL - - -

150

	CF	CM	RCR	MC	IF	OV	JC	JD	JS	JP	JM	RJ
OWEN												
TOTAL-COURTS OF RECORD:	0	4	0	0	5	0	0	0	0	0	0	0
GRAND TOTAL:	0	4	0	0	5	0	0	0	0	0	0	0
PARKE												
CIRCUIT	0	0	0	0	620	0	0	0	0	0	0	0
TOTAL-COURTS OF RECORD:	0	0	0	0	620	0	0	0	0	0	0	0
GRAND TOTAL:	0	0	0	0	620	0	0	0	0	0	0	0
PERRY												
CIRCUIT	0	0	0	0	35	0	0	0	0	0	0	0
TOTAL-COURTS OF RECORD:	0	0	0	0	35	0	0	0	0	0	0	0
TELL CITY CITY	0	0	0	0	0	0	0	0	0	0	0	0
NOT REPORTING												
TOTAL-CITY AND TOWN:	0	0	0	0	0	0	0	0	0	0	0	0
GRAND TOTAL:	0	0	0	0	35	0	0	0	0	0	0	0
PIKE												
CIRCUIT	0	0	0	0	752	0	0	0	0	0	0	0
TOTAL-COURTS OF RECORD:	0	0	0	0	752	0	0	0	0	0	0	0
GRAND TOTAL:	0	0	0	0	752	0	0	0	0	0	0	0
PORTER												
CIRCUIT, SUP 1 & 2	0	0	0	0	0	0	0	0	0	0	0	0
SUPERIOR 3	0	0	0	0	5,521	14	0	0	0	0	0	0
SUPERIOR 4	0	0	0	0	7,190	31	0	0	0	0	0	0
TOTAL-COURTS OF RECORD:	0	0	0	0	12,711	45	0	0	0	0	0	0
CHESTERTON TOWN	0	2	0	0	1,659	14	0	0	0	0	0	0
TOTAL-CITY AND TOWN:	0	2	0	0	1,659	14	0	0	0	0	0	0
GRAND TOTAL:	0	2	0	0	14,370	59	0	0	0	0	0	0
POSEY												
CIRCUIT	0	0	0	0	0	0	0	0	0	0	0	0
COUNTY	0	0	0	0	1,286	0	0	0	0	0	0	0
TOTAL-COURTS OF RECORD:	0	0	0	0	1,286	0	0	0	0	0	0	0
GRAND TOTAL:	0	0	0	0	1,286	0	0	0	0	0	0	0
PULASKI												
CIRCUIT	0	0	0	0	0	0	0	0	0	0	0	0
COUNTY	0	0	0	0	876	0	0	0	0	0	0	0
TOTAL-COURTS OF RECORD:	0	0	0	0	876	0	0	0	0	0	0	0
GRAND TOTAL:	0	0	0	0	876	0	0	0	0	0	0	0
PUTNAM												
CIRCUIT	0	0	0	0	0	0	0	0	0	0	0	0
COUNTY	0	0	0	0	0	0	0	0	0	0	0	0
TOTAL-COURTS OF RECORD:	0	0	0	0	0	0	0	0	0	0	0	0
GRAND TOTAL:	0	0	0	0	0	0	0	0	0	0	0	0
RANDOLPH												
CIRCUIT	0	0	0	0	0	0	0	0	0	0	0	0
SUPERIOR	0	0	0	0	0	0	0	0	0	0	0	0







METHOD OF DISPOSITION  
 CLOSED  
 - - - CIVIL - - -

CRM TOT	CP	CF	SC	RCV	DR	RDR	MH	AD	ES	GU	TR	MI	CVL TOT
0	0	0	0	0	0	0	0	0	134	23	2	0	159
675	0	0	0	0	0	0	0	0	0	0	0	0	0
652	0	0	0	0	0	0	0	0	0	0	0	0	0
1,327	0	0	0	0	0	0	0	0	0	0	0	0	0
1,327	0	0	0	0	0	0	0	0	134	23	2	0	159
0	1	0	0	0	2	1	0	0	0	0	0	0	4
0	1	0	0	0	2	1	0	0	0	0	0	0	4
0	0	0	0	0	0	0	0	0	0	0	0	0	0
0	0	0	0	0	0	0	0	0	0	0	0	0	0
0	0	0	0	0	0	0	0	0	0	0	0	0	0
0	1	0	0	0	2	1	0	0	0	0	0	0	4
0	1	0	0	0	15	2	0	0	128	171	0	0	317
0	0	0	0	0	0	0	0	0	0	0	0	0	0
0	1	0	0	0	15	2	0	0	128	171	0	0	317
0	1	0	0	0	15	2	0	0	128	171	0	0	317
0	62	0	0	1,442	985	479	0	0	9	0	0	43	3,020
22,000	0	0	0	0	20	0	0	0	208	30	0	0	258
0	0	0	0	0	0	0	0	141	537	99	6	0	783
22,000	62	0	0	1,442	1,005	479	0	141	754	129	6	43	4,061
18	0	0	0	0	0	0	0	0	0	0	0	0	0
18	0	0	0	0	0	0	0	0	0	0	0	0	0
22,018	62	0	0	1,442	1,005	479	0	141	754	129	6	43	4,061
0	0	0	0	0	0	0	0	0	45	13	0	0	58
1,276	0	0	0	0	0	0	0	0	0	0	0	0	0
1,276	0	0	0	0	0	0	0	0	45	13	0	0	58
1,276	0	0	0	0	0	0	0	0	45	13	0	0	58
0	0	0	0	0	1	0	0	0	50	16	2	0	69
0	0	0	0	1	0	0	4	0	15	11	0	0	31
1,893	0	0	0	0	0	0	4	3	0	2	0	1	10
1,893	0	0	0	1	1	0	8	3	65	29	2	1	110
1,893	0	0	0	1	1	0	8	3	65	29	2	1	110
0	0	0	0	0	0	0	0	0	90	19	0	0	109
0	0	0	0	0	0	0	0	0	90	19	0	0	109
0	0	0	0	0	0	0	0	0	0	0	0	0	0
0	0	0	0	0	0	0	0	0	0	0	0	0	0
0	0	0	0	0	0	0	0	0	90	19	0	0	109
0	0	0	0	0	0	0	0	0	73	9	0	0	82







METHOD OF DISPOSITION  
 CLOSED  
 - - - CIVIL - - -

157

CRM TOT	CP	CT	SC	RCV	DR	RDR	MH	AD	ES	GU	TR	MI	CVL TOT
5,109	0	0	0	0	0	0	32	0	0	0	0	0	32
5,109	0	0	0	0	0	0	32	0	0	0	0	0	32
5,109	0	0	0	0	0	0	32	0	0	0	0	0	32
22	3	0	0	1	0	0	0	0	189	40	0	19	252
22	3	0	0	1	0	0	0	0	189	40	0	19	252
2,778	0	0	0	0	0	0	0	0	0	0	0	0	0
2,778	0	0	0	0	0	0	0	0	0	0	0	0	0
2,800	3	0	0	1	0	0	0	0	189	40	0	19	252
0	0	0	0	1	0	1	0	0	0	0	0	0	2
0	0	0	0	0	0	0	0	0	0	0	0	0	0
0	0	0	0	0	0	0	0	0	174	42	1	0	217
0	0	0	0	0	0	0	0	0	181	46	1	0	228
0	0	0	0	0	0	0	0	0	0	0	0	0	0
0	0	0	0	0	0	0	0	0	0	0	0	0	0
0	0	0	0	1	0	1	0	0	355	88	2	0	447
8,308	0	0	0	0	0	0	0	0	0	0	0	0	0
8,308	0	0	0	0	0	0	0	0	0	0	0	0	0
8,308	0	0	0	1	0	1	0	0	355	88	2	0	447
0	0	0	0	2	1	0	12	3	89	33	4	0	144
1,164	0	0	36	14	0	0	0	0	0	0	0	0	50
1,164	0	0	36	16	1	0	12	3	89	33	4	0	194
0	0	0	325	0	0	0	0	0	0	0	0	0	325
24	0	0	0	0	0	0	0	0	0	0	0	0	0
24	0	0	325	0	0	0	0	0	0	0	0	0	325
1,188	0	0	361	16	1	0	12	3	89	33	4	0	519
1,293	0	0	0	0	0	1	4	0	37	3	0	0	45
1,293	0	0	0	0	0	1	4	0	37	3	0	0	45
1,293	0	0	0	0	0	1	4	0	37	3	0	0	45
0	0	0	0	0	0	0	0	0	0	0	0	0	0
0	0	0	1	0	0	0	0	0	32	6	0	0	39
0	0	0	1	0	0	0	0	0	32	6	0	0	39
0	0	0	1	0	0	0	0	0	32	6	0	0	39
1,404	0	0	0	0	0	0	0	2	52	2	0	0	56
0	0	0	0	10	0	0	0	0	0	0	0	0	10
1,404	0	0	0	10	0	0	0	2	52	2	0	0	66
1,404	0	0	0	10	0	0	0	2	52	2	0	0	66
0	0	0	0	0	0	0	25	12	61	8	0	0	106

METHOD OF DISPOSITION  
 VIOLATIONS BUREAU  
 - - - CRIMINAL - - -

	CF	CM	RCR	MC	IF	OV	JC	JD	JS	JP	JM	RJ
<b>WAYNE</b>												
SUPERIOR 1	15	0	0	0	0	0	0	0	0	0	0	0
SUPERIOR 2	0	0	0	0	0	0	0	0	0	0	0	0
SUPERIOR 3	0	0	0	0	11,779	0	0	0	0	0	0	0
TOTAL-COURTS OF RECORD:	15	0	0	0	11,779	0	0	0	0	0	0	0
HAGERSTOWN TOWN	0	0	0	0	152	0	0	0	0	0	0	0
TOTAL-CITY AND TOWN:	0	0	0	0	152	0	0	0	0	0	0	0
GRAND TOTAL:	15	0	0	0	11,931	0	0	0	0	0	0	0
<b>WELLS</b>												
CIRCUIT	0	0	0	0	0	0	0	0	0	0	0	0
SUPERIOR	0	0	0	0	444	0	0	0	0	0	0	0
TOTAL-COURTS OF RECORD:	0	0	0	0	444	0	0	0	0	0	0	0
BLUFFTON CITY	0	0	0	0	0	0	0	0	0	0	0	0
TOTAL-CITY AND TOWN:	0	0	0	0	0	0	0	0	0	0	0	0
GRAND TOTAL:	0	0	0	0	444	0	0	0	0	0	0	0
<b>WHITE</b>												
CIRCUIT	0	0	0	0	0	0	0	0	0	0	0	0
SUPERIOR	0	0	0	0	2,071	0	0	0	0	0	0	0
TOTAL-COURTS OF RECORD:	0	0	0	0	2,071	0	0	0	0	0	0	0
MONON TOWN	0	0	0	0	0	0	0	0	0	0	0	0
NOT REPORTING												
TOTAL-CITY AND TOWN:	0	0	0	0	0	0	0	0	0	0	0	0
GRAND TOTAL:	0	0	0	0	2,071	0	0	0	0	0	0	0
<b>WHITLEY</b>												
CIRCUIT	0	0	0	0	0	0	0	0	0	0	0	0
SUPERIOR	0	0	0	0	3,489	0	0	0	0	0	0	0
TOTAL-COURTS OF RECORD:	0	0	0	0	3,489	0	0	0	0	0	0	0
GRAND TOTAL:	0	0	0	0	3,489	0	0	0	0	0	0	0

METHOD OF DISPOSITION  
 CLOSED  
 - - - CIVIL - - -

159

CRM TOT	CP	CT	SC	RCV	DR	RDR	MH	AD	ES	GU	TR	MI	CVL TOT
15	0	0	0	0	0	0	40	11	156	24	0	0	231
0	0	0	0	0	0	0	27	3	21	7	0	0	58
11,779	0	0	0	0	0	0	0	0	0	0	0	0	0
11,794	0	0	0	0	0	0	92	26	238	39	0	0	395
152	0	0	0	0	0	0	0	0	0	0	0	0	0
152	0	0	0	0	0	0	0	0	0	0	0	0	0
11,946	0	0	0	0	0	0	92	26	238	39	0	0	395
0	0	0	0	0	0	0	0	6	95	18	0	0	119
444	0	0	0	0	0	0	0	0	0	0	0	0	0
444	0	0	0	0	0	0	0	6	95	18	0	0	119
0	0	0	0	0	0	0	0	0	0	0	0	0	0
0	0	0	0	0	0	0	0	0	0	0	0	0	0
444	0	0	0	0	0	0	0	6	95	18	0	0	119
0	0	0	0	3	0	0	0	0	97	30	0	1	131
2,071	0	0	0	0	0	0	0	0	0	0	0	0	0
2,071	0	0	0	3	0	0	0	0	97	30	0	1	131
0	0	0	0	0	0	0	0	0	0	0	0	0	0
0	0	0	0	0	0	0	0	0	0	0	0	0	0
2,071	0	0	0	3	0	0	0	0	97	30	0	1	131
0	0	0	0	0	0	0	0	2	30	13	1	0	46
3,489	0	0	0	0	0	0	0	0	0	0	0	0	0
3,489	0	0	0	0	0	0	0	2	30	13	1	0	46
3,489	0	0	0	0	0	0	0	2	30	13	1	0	46

METHOD OF DISPOSITION  
 VIOLATIONS BUREAU  
 - - - CRIMINAL - - -

160

	CF	CM	RGR	MC	IF	OV	JC	JD	JS	JP	JM	RJ
TOTALS FOR SUPERIOR AND CIRCUIT COURTS	15	255	136	3	141,087	14,887	0	0	0	0	0	0
TOTALS FOR COUNTY AND MUNICIPAL COURTS	1	4	1	0	39,724	1,682	0	0	0	0	0	0
TOTALS FOR SMALL CLAIM COURTS	0	0	0	0	0	0	0	0	0	0	0	0
TOTALS FOR CITY AND TOWN COURTS	0	32	0	6	30,289	1,513	0	0	0	0	0	0
TOTALS FOR ALL COURTS	16	291	137	9	211,100	18,082	0	0	0	0	0	0



METHOD OF DISPOSITION  
CLOSED  
- - - CIVIL - - -

161

CRM TOT	CP	CT	SC	RCV	DR	RDR	MH	AD	ES	GU	TR	MI	CVL TOT
156,383	593	16	243	2,790	1,399	1,374	676	713	10,811	2,613	104	919	22,251
41,412	79	0	1,501	2,671	0	0	370	0	0	0	0	0	4,621
0	0	0	0	0	0	0	0	0	0	0	0	0	0
31,840	0	45	325	0	0	0	0	0	0	0	0	0	370
229,635	672	61	2,069	5,461	1,399	1,374	1,046	713	10,811	2,613	104	919	27,242









CASES VENUED IN

166

--- CRIMINAL ---

	CF	CM	RCR	MC	IF	OV	JC	JD	JS	JP	JM	RJ
<b>DEARBORN</b>												
COUNTY	0	0	0	0	0	0	0	0	0	0	0	0
TOTAL-COURTS OF RECORD:	0	0	0	0	0	0	0	0	0	0	0	0
AURORA CITY	0	0	0	0	0	0	0	0	0	0	0	0
LAWRENCEBURG CITY	0	0	0	0	0	0	0	0	0	0	0	0
TOTAL-CITY AND TOWN:	0	0	0	0	0	0	0	0	0	0	0	0
GRAND TOTAL:	0	0	0	0	0	0	0	0	0	0	0	0
<b>DECATUR</b>												
CIRCUIT	0	0	0	0	0	0	0	0	0	1	0	0
COUNTY	0	0	0	0	0	0	0	0	0	0	0	0
TOTAL-COURTS OF RECORD:	0	0	0	0	0	0	0	0	0	1	0	0
GRAND TOTAL:	0	0	0	0	0	0	0	0	0	1	0	0
<b>DEKALB</b>												
CIRCUIT	0	0	0	0	0	0	0	0	0	0	0	0
SUPERIOR	0	0	0	0	0	0	0	0	0	0	0	1
TOTAL-COURTS OF RECORD:	0	0	0	0	0	0	0	0	0	0	0	1
BUTLER CITY	0	0	0	0	0	0	0	0	0	0	0	0
TOTAL-CITY AND TOWN:	0	0	0	0	0	0	0	0	0	0	0	0
GRAND TOTAL:	0	0	0	0	0	0	0	0	0	0	0	1
<b>DELAWARE</b>												
CIRCUIT	0	0	0	0	0	0	0	0	0	0	0	0
SUPERIOR 1	0	0	0	0	0	0	0	0	0	0	0	0
SUPERIOR 2	0	0	0	0	0	0	0	0	0	0	0	0
SUPERIOR 3	0	0	0	0	0	0	0	0	0	0	0	0
SUPERIOR 4	0	0	0	0	0	0	0	0	0	0	0	0
TOTAL-COURTS OF RECORD:	0	0	0	0	0	0	0	0	0	0	0	0
MUNCIE CITY	0	0	0	0	0	0	0	0	0	0	0	0
YORKTOWN TOWN	0	0	0	0	0	0	0	0	0	0	0	0
TOTAL-CITY AND TOWN:	0	0	0	0	0	0	0	0	0	0	0	0
GRAND TOTAL:	0	0	0	0	0	0	0	0	0	0	0	0
<b>DUBOIS</b>												
CIRCUIT	4	0	0	0	0	0	0	0	0	0	0	0
SUPERIOR	0	0	0	0	0	0	0	0	0	0	0	0
TOTAL-COURTS OF RECORD:	4	0	0	0	0	0	0	0	0	0	0	0
GRAND TOTAL:	4	0	0	0	0	0	0	0	0	0	0	0
<b>ELKHART</b>												
CIRCUIT	0	0	0	0	0	0	0	2	0	0	0	0
SUPERIOR 1	2	0	0	0	0	0	0	0	0	0	0	0
SUPERIOR 2	0	0	0	0	0	0	0	0	0	0	0	0
SUPERIOR 3	0	0	0	0	0	0	0	0	0	0	0	0
COUNTY - ELKHART	1	17	0	0	2	0	0	0	0	0	0	0
COUNTY - GOSHEN	0	0	0	0	0	0	0	0	0	0	0	0
TOTAL-COURTS OF RECORD:	3	17	0	0	2	0	0	2	0	0	0	0
ELKHART CITY	0	0	0	0	0	0	0	0	0	0	0	0
GOSHEN CITY	0	0	0	0	0	0	0	0	0	0	0	0
NAPPANEE CITY	0	0	0	0	0	0	0	0	0	0	0	0
TOTAL-CITY AND TOWN:	0	0	0	0	0	0	0	0	0	0	0	0
GRAND TOTAL:	3	17	0	0	2	0	0	2	0	0	0	0
<b>FAYETTE</b>												
CIRCUIT	0	0	0	0	0	0	0	0	0	1	0	0







CASES VENUED IN

--- CIVIL ---

CP	CT	SC	RCV	DR	RDR	MH	AD	ES	GU	TR	MI	TOTAL
0	0	0	0	0	0	0	0	0	0	0	0	0
3	6	0	0	3	0	0	0	0	0	0	0	13
3	6	0	0	3	0	0	0	0	0	0	0	13
8	0	0	0	6	0	0	0	0	0	0	0	14
0	0	0	0	0	0	0	0	0	0	0	0	0
0	0	0	0	0	0	0	0	0	0	0	0	0
8	0	0	0	6	0	0	0	0	0	0	0	14
8	0	0	0	6	0	0	0	0	0	0	0	14
17	18	0	0	8	0	0	0	0	0	0	0	43
17	18	0	0	8	0	0	0	0	0	0	0	43
0	0	0	0	0	0	0	0	0	0	0	0	0
0	0	0	0	0	0	0	0	0	0	0	0	0
17	18	0	0	8	0	0	0	0	0	0	0	43
20	0	0	0	7	0	0	0	0	0	0	0	27
20	0	0	0	7	0	0	0	0	0	0	0	27
20	0	0	0	7	0	0	0	0	0	0	0	27
31	1	0	20	15	10	0	0	0	0	0	0	79
0	0	0	0	0	0	0	0	0	0	0	0	0
31	1	0	20	15	10	0	0	0	0	0	0	79
31	1	0	20	15	10	0	0	0	0	0	0	79
23	6	0	0	1	0	0	1	0	0	0	1	32
0	0	0	0	0	0	0	0	0	0	0	0	0
23	6	0	0	1	0	0	1	0	0	0	1	32
23	6	0	0	1	0	0	1	0	0	0	1	32
71	6	0	0	12	0	0	0	0	0	0	0	89
1	0	0	0	1	0	0	0	0	1	0	0	3
17	2	0	0	4	0	0	0	0	0	0	0	23
0	0	0	0	0	0	0	0	0	0	0	0	0
89	8	0	0	17	0	0	0	0	1	0	0	115
0	0	0	0	0	0	0	0	0	0	0	0	0
0	0	0	0	0	0	0	0	0	0	0	0	0
0	0	0	0	0	0	0	0	0	0	0	0	0
89	8	0	0	17	0	0	0	0	1	0	0	115
18	0	0	0	1	0	0	0	0	0	0	0	19
25	2	0	0	7	1	0	0	0	0	0	0	36
43	2	0	0	8	1	0	0	0	0	0	0	55
43	2	0	0	8	1	0	0	0	0	0	0	55
67	41	0	0	9	4	0	0	0	0	0	4	125



CASES VENUED IN

171

- - - CIVIL - - -

CP	GT	SC	RCV	DR	RDR	MH	AD	ES	GU	TR	MI	TOTAL
2	7	0	0	3	0	0	0	0	0	0	0	12
20	39	0	0	5	0	0	0	0	0	0	0	65
33	29	0	3	19	0	0	0	0	0	0	1	87
0	0	0	0	0	0	0	0	0	0	0	0	0
122	116	0	3	36	4	0	0	0	0	0	5	289
0	0	0	0	0	0	0	0	0	0	0	0	0
0	0	0	0	0	0	0	0	0	0	0	0	0
0	0	0	0	0	0	0	0	0	0	0	0	0
122	116	0	3	36	4	0	0	0	0	0	5	289
57	131	0	4	11	3	0	0	0	0	0	0	209
41	89	0	5	7	9	0	0	0	0	0	0	152
0	0	0	1	0	0	0	0	0	0	0	0	1
98	220	0	10	18	12	0	0	0	0	0	0	362
98	220	0	10	18	12	0	0	0	0	0	0	362
7	3	0	0	3	0	0	0	0	1	0	0	23
2	0	0	0	0	0	0	0	0	0	0	0	2
9	3	0	0	3	0	0	0	0	1	0	0	25
9	3	0	0	3	0	0	0	0	1	0	0	25
52	4	0	0	8	0	0	0	0	0	0	0	64
20	0	0	0	12	0	0	0	0	0	0	0	32
0	10	0	0	2	0	0	0	0	0	0	0	12
72	14	0	0	22	0	0	0	0	0	0	0	108
0	0	0	0	0	0	0	0	0	0	0	0	0
72	14	0	0	22	0	0	0	0	0	0	0	108
42	68	0	0	11	0	0	0	1	0	0	0	122
4	1	0	0	4	0	0	0	0	0	0	0	9
1	0	0	0	0	0	0	0	0	0	0	0	1
47	69	0	0	15	0	0	0	1	0	0	0	132
0	0	0	0	0	0	0	0	0	0	0	0	0
0	0	0	0	0	0	0	0	0	0	0	0	0
47	69	0	0	15	0	0	0	1	0	0	0	132
4	0	0	0	0	0	0	0	0	0	0	0	4
5	0	0	0	5	0	0	0	0	0	0	0	10
0	0	0	0	0	0	0	0	0	0	0	0	0
0	0	0	0	0	0	0	0	0	0	0	0	0
9	0	0	0	5	0	0	0	0	0	0	0	14
9	0	0	0	5	0	0	0	0	0	0	0	14
27	25	0	0	14	0	0	0	1	0	0	0	68



















CASES VENUED IN

180

--- CRIMINAL ---

	CF	CM	RCR	MC	IF	OV	JC	JD	JS	JP	JM	RJ
<b>MONROE</b>												
SUPERIOR 4	0	0	0	0	0	0	0	0	0	0	0	0
SUPERIOR 5	0	0	0	0	0	0	0	0	0	0	0	0
TOTAL-COURTS OF RECORD:	1	0	0	0	0	0	0	0	0	0	0	0
GRAND TOTAL:	1	0	0	0	0	0	0	0	0	0	0	0
<b>MONTGOMERY</b>												
CIRCUIT	0	0	0	0	0	0	0	0	0	0	0	0
COUNTY	0	0	0	0	0	0	0	0	0	0	0	0
TOTAL-COURTS OF RECORD:	0	0	0	0	0	0	0	0	0	0	0	0
CRAWFORDSVILLE CITY	0	0	0	0	0	0	0	0	0	0	0	0
TOTAL-CITY AND TOWN:	0	0	0	0	0	0	0	0	0	0	0	0
GRAND TOTAL:	0	0	0	0	0	0	0	0	0	0	0	0
<b>MORGAN</b>												
CIRCUIT	0	0	0	0	0	0	0	0	0	1	0	0
SUPERIOR	0	0	0	0	0	0	0	0	0	0	0	0
COUNTY	0	0	0	0	0	0	0	0	0	0	0	0
TOTAL-COURTS OF RECORD:	0	0	0	0	0	0	0	0	0	1	0	0
MARTINSVILLE CITY	0	0	0	0	0	0	0	0	0	0	0	0
MOORESVILLE TOWN	0	0	0	0	0	0	0	0	0	0	0	0
TOTAL-CITY AND TOWN:	0	0	0	0	0	0	0	0	0	0	0	0
GRAND TOTAL:	0	0	0	0	0	0	0	0	0	1	0	0
<b>NEWTON</b>												
CIRCUIT	0	0	0	0	0	0	0	0	0	0	0	0
SUPERIOR	0	0	0	0	0	0	0	0	0	0	0	0
TOTAL-COURTS OF RECORD:	0	0	0	0	0	0	0	0	0	0	0	0
GRAND TOTAL:	0	0	0	0	0	0	0	0	0	0	0	0
<b>NOBLE</b>												
CIRCUIT	0	0	0	0	0	0	0	0	0	1	0	0
SUPERIOR	0	0	0	0	0	0	0	0	0	0	0	2
COUNTY	0	0	0	0	0	0	0	0	0	0	0	0
TOTAL-COURTS OF RECORD:	0	0	0	0	0	0	0	0	0	1	0	2
CROMWELL TOWN	0	0	0	0	0	0	0	0	0	0	0	0
TOTAL-CITY AND TOWN:	0	0	0	0	0	0	0	0	0	0	0	0
GRAND TOTAL:	0	0	0	0	0	0	0	0	0	1	0	2
<b>OHIO</b>												
CIRCUIT	0	0	0	0	0	0	0	0	0	0	0	0
SUPERIOR	0	0	0	0	0	0	0	0	0	0	0	0
TOTAL-COURTS OF RECORD:	0	0	0	0	0	0	0	0	0	0	0	0
GRAND TOTAL:	0	0	0	0	0	0	0	0	0	0	0	0
<b>ORANGE</b>												
CIRCUIT	1	0	0	0	0	0	0	2	0	0	0	0
COUNTY	0	0	0	0	0	0	0	0	0	0	0	0
TOTAL-COURTS OF RECORD:	1	0	0	0	0	0	0	2	0	0	0	0
GRAND TOTAL:	1	0	0	0	0	0	0	2	0	0	0	0
<b>OWEN</b>												
CIRCUIT	0	0	0	0	0	0	1	0	0	1	0	0

CASES VENUED IN

181

--- CIVIL ---

CP	CT	SC	RCV	DR	RDR	MH	AD	ES	GU	TR	MI	TOTAL
0	0	0	0	1	0	0	0	0	0	0	0	1
2	0	0	0	1	0	0	0	0	0	0	0	3
19	3	0	0	15	0	0	0	0	0	0	0	38
19	3	0	0	15	0	0	0	0	0	0	0	38
44	2	0	0	10	0	0	0	0	0	1	0	57
0	0	0	0	0	0	0	0	0	0	0	0	0
44	2	0	0	10	0	0	0	0	0	1	0	57
0	0	0	0	0	0	0	0	0	0	0	0	0
0	0	0	0	0	0	0	0	0	0	0	0	0
44	2	0	0	10	0	0	0	0	0	1	0	57
73	14	0	19	21	0	0	0	0	0	0	0	128
61	0	0	0	19	0	0	0	0	0	0	0	80
0	0	0	0	0	0	0	0	0	0	0	0	0
134	14	0	19	40	0	0	0	0	0	0	0	208
0	0	0	0	0	0	0	0	0	0	0	0	0
0	0	0	0	0	0	0	0	0	0	0	0	0
0	0	0	0	0	0	0	0	0	0	0	0	0
134	14	0	19	40	0	0	0	0	0	0	0	208
146	143	0	0	17	0	0	0	0	0	0	3	309
85	88	0	0	7	0	0	0	0	0	0	0	180
231	231	0	0	24	0	0	0	0	0	0	3	489
231	231	0	0	24	0	0	0	0	0	0	3	489
50	19	0	11	14	7	0	0	0	0	0	0	102
53	46	0	15	18	28	0	0	0	0	0	0	162
0	0	1	0	0	0	0	0	0	0	0	0	1
103	65	1	26	32	35	0	0	0	0	0	0	265
0	0	0	0	0	0	0	0	0	0	0	0	0
0	0	0	0	0	0	0	0	0	0	0	0	0
103	65	1	26	32	35	0	0	0	0	0	0	265
2	0	0	0	0	0	0	0	0	0	0	0	2
1	0	1	1	0	0	0	0	0	0	0	0	3
3	0	1	1	0	0	0	0	0	0	0	0	5
3	0	1	1	0	0	0	0	0	0	0	0	5
10	0	0	0	8	1	0	0	0	0	0	0	22
0	0	0	0	0	0	0	0	0	0	0	0	0
10	0	0	0	8	1	0	0	0	0	0	0	22
10	0	0	0	8	1	0	0	0	0	0	0	22
49	3	0	0	15	9	0	0	0	0	0	0	78

CASES VENUED IN

182

- - - CRIMINAL - - -

	CF	CM	RCR	MC	IF	OV	JC	JD	JS	JP	JM	RJ
OWEN												
TOTAL-COURTS OF RECORD:	0	0	0	0	0	0	1	0	0	1	0	0
GRAND TOTAL:	0	0	0	0	0	0	1	0	0	1	0	0
PARKE												
CIRCUIT	0	0	0	0	346	0	0	0	0	0	0	0
TOTAL-COURTS OF RECORD:	0	0	0	0	346	0	0	0	0	0	0	0
GRAND TOTAL:	0	0	0	0	346	0	0	0	0	0	0	0
PERRY												
CIRCUIT	0	0	0	0	0	0	0	0	0	0	0	0
TOTAL-COURTS OF RECORD:	0	0	0	0	0	0	0	0	0	0	0	0
TELL CITY CITY	0	0	0	0	0	0	0	0	0	0	0	0
NOT REPORTING												
TOTAL-CITY AND TOWN:	0	0	0	0	0	0	0	0	0	0	0	0
GRAND TOTAL:	0	0	0	0	0	0	0	0	0	0	0	0
PIKE												
CIRCUIT	0	0	0	0	0	0	0	0	0	0	0	0
TOTAL-COURTS OF RECORD:	0	0	0	0	0	0	0	0	0	0	0	0
GRAND TOTAL:	0	0	0	0	0	0	0	0	0	0	0	0
PORTER												
CIRCUIT, SUP 1 & 2	0	0	0	0	0	0	0	0	0	1	0	0
SUPERIOR 3	0	0	0	0	0	0	0	0	0	0	0	0
SUPERIOR 4	0	0	0	0	0	0	0	0	0	0	0	0
TOTAL-COURTS OF RECORD:	0	0	0	0	0	0	0	0	0	1	0	0
CHESTERION TOWN	0	0	0	0	0	0	0	0	0	0	0	0
TOTAL-CITY AND TOWN:	0	0	0	0	0	0	0	0	0	0	0	0
GRAND TOTAL:	0	0	0	0	0	0	0	0	0	1	0	0
POSEY												
CIRCUIT	0	0	0	0	0	0	0	0	0	0	0	1
COUNTY	0	0	0	0	0	0	0	0	0	0	0	0
TOTAL-COURTS OF RECORD:	0	0	0	0	0	0	0	0	0	0	0	1
GRAND TOTAL:	0	0	0	0	0	0	0	0	0	0	0	1
PULASKI												
CIRCUIT	0	0	0	0	0	0	0	0	0	0	0	0
COUNTY	0	0	0	0	0	0	0	0	0	0	0	0
TOTAL-COURTS OF RECORD:	0	0	0	0	0	0	0	0	0	0	0	0
GRAND TOTAL:	0	0	0	0	0	0	0	0	0	0	0	0
PUTNAM												
CIRCUIT	0	0	0	0	0	0	0	0	0	1	0	0
COUNTY	0	0	0	0	0	0	0	0	0	0	0	0
TOTAL-COURTS OF RECORD:	0	0	0	0	0	0	0	0	0	1	0	0
GRAND TOTAL:	0	0	0	0	0	0	0	0	0	1	0	0
RANDOLPH												
CIRCUIT	0	0	0	0	0	0	0	0	0	0	0	0
SUPERIOR	0	0	0	0	0	0	0	0	0	0	0	0

















CASES VENUED IN

- - - CRIMINAL - - -

	CF	CM	RCR	MC	IF	OV	JC	JD	JS	JP	JM	RJ
<b>WAYNE</b>												
SUPERIOR 1	0	0	0	0	0	0	0	0	0	0	0	0
SUPERIOR 2	0	0	0	0	0	0	0	1	0	0	0	0
SUPERIOR 3	0	0	0	0	0	0	0	0	0	0	0	0
TOTAL-COURTS OF RECORD:	1	0	0	0	0	0	0	1	0	0	0	0
HAGERSTOWN TOWN	0	0	0	0	0	0	0	0	0	0	0	0
TOTAL-CITY AND TOWN:	0	0	0	0	0	0	0	0	0	0	0	0
GRAND TOTAL:	1	0	0	0	0	0	0	1	0	0	0	0
<b>WELLS</b>												
CIRCUIT	6	4	1	5	0	0	9	9	1	3	10	5
SUPERIOR	0	0	0	0	0	0	0	0	0	0	0	0
TOTAL-COURTS OF RECORD:	6	4	1	5	0	0	9	9	1	3	10	5
BLUFFTON CITY	0	0	0	0	0	0	0	0	0	0	0	0
TOTAL-CITY AND TOWN:	0	0	0	0	0	0	0	0	0	0	0	0
GRAND TOTAL:	6	4	1	5	0	0	9	9	1	3	10	5
<b>WHITE</b>												
CIRCUIT	0	0	0	0	0	0	0	0	0	0	0	0
SUPERIOR	0	0	0	0	0	0	0	0	0	0	0	0
TOTAL-COURTS OF RECORD:	0	0	0	0	0	0	0	0	0	0	0	0
MONON TOWN	0	0	0	0	0	0	0	0	0	0	0	0
NOT REPORTING												
TOTAL-CITY AND TOWN:	0	0	0	0	0	0	0	0	0	0	0	0
GRAND TOTAL:	0	0	0	0	0	0	0	0	0	0	0	0
<b>WHITLEY</b>												
CIRCUIT	0	0	0	0	0	0	0	0	0	3	0	0
SUPERIOR	0	0	0	0	0	0	0	0	0	0	0	0
TOTAL-COURTS OF RECORD:	0	0	0	0	0	0	0	0	0	3	0	0
GRAND TOTAL:	0	0	0	0	0	0	0	0	0	3	0	0



CASES VENUED IN

192

- - - CRIMINAL - - -

	CF	CM	RCR	MC	IF	OV	JC	JD	JS	JP	JM	RJ
TOTALS FOR SUPERIOR AND CIRCUIT COURTS	122	30	15	22	349	0	47	20	1	34	10	11
TOTALS FOR COUNTY AND MUNICIPAL COURTS	1	41	0	0	3	0	0	0	0	0	0	0
TOTALS FOR SMALL CLAIM COURTS	0	0	0	0	0	0	0	0	0	0	0	0
TOTALS FOR CITY AND TOWN COURTS	0	5	0	0	271	0	0	0	0	0	0	0
TOTALS FOR ALL COURTS	123	76	15	22	623	0	47	20	1	34	10	11



CASES VENUED IN

193

--- CIVIL ---

CP	CT	SC	RCV	DR	RDR	MH	AD	ES	GU	TR	MI	TOTAL
3,595	1,958	27	154	1,154	184	3	6	5	9	6	37	7,799
25	0	9	1	0	0	0	0	0	0	0	1	81
0	0	584	0	0	0	0	0	0	0	0	0	584
0	0	0	0	0	0	0	0	0	0	0	0	276
3,620	1,958	620	155	1,154	184	3	6	5	9	6	38	8,740

















CASES VENUED OUT

201

--- CIVIL ---

CP	CT	SC	RCV	DR	RDR	MH	AD	ES	GU	TR	MI	TOTAL
0	0	0	0	0	0	0	0	0	0	0	0	0
7	6	0	0	7	0	0	0	0	0	0	0	20
7	6	0	0	7	0	0	0	0	0	0	0	20
14	0	0	0	3	2	0	0	0	0	0	0	19
5	1	0	0	0	0	0	0	5	2	0	0	13
1	0	1	0	0	0	0	0	0	0	0	0	2
20	1	1	0	3	2	0	0	5	2	0	0	34
20	1	1	0	3	2	0	0	5	2	0	0	34
8	4	0	0	2	0	0	0	0	0	0	0	14
8	4	0	0	2	0	0	0	0	0	0	0	14
0	0	0	0	0	0	0	0	0	0	0	0	0
0	0	0	0	0	0	0	0	0	0	0	0	0
8	4	0	0	2	0	0	0	0	0	0	0	14
5	0	1	0	3	0	0	0	0	0	0	0	9
5	0	1	0	3	0	0	0	0	0	0	0	9
5	0	1	0	3	0	0	0	0	0	0	0	9
5	0	0	1	2	0	0	1	0	0	0	0	10
0	0	0	0	0	0	0	0	0	0	0	0	0
5	0	0	1	2	0	0	1	0	0	0	0	10
5	0	0	1	2	0	0	1	0	0	0	0	10
13	2	0	1	1	0	0	0	0	0	0	0	17
1	0	1	0	0	0	0	0	0	0	0	0	2
14	2	1	1	1	0	0	0	0	0	0	0	19
14	2	1	1	1	0	0	0	0	0	0	0	19
10	1	0	0	7	0	0	0	0	0	0	0	18
11	0	0	0	3	0	0	0	0	0	0	0	14
13	2	0	0	5	0	0	0	0	0	0	0	20
1	0	1	0	0	0	0	0	0	0	0	0	2
35	3	1	0	15	0	0	0	0	0	0	0	54
0	0	0	0	0	0	0	0	0	0	0	0	0
0	0	0	0	0	0	0	0	0	0	0	0	0
0	0	0	0	0	0	0	0	0	0	0	0	0
35	3	1	0	15	0	0	0	0	0	0	0	54
12	0	0	0	0	0	0	0	0	0	0	0	12
4	1	0	0	2	0	0	0	0	0	0	0	7
16	1	0	0	2	0	0	0	0	0	0	0	19
16	1	0	0	2	0	0	0	0	0	0	0	19
13	8	0	0	5	0	0	1	0	0	0	0	30

COURT EXPENDITURES  
SUMMATION OF EXPENSES

202

	<u>TOTAL</u> <u>PERSONNEL</u> <u>SERVICES</u>	<u>TOTAL</u> <u>SUPPLIES</u>	RENTALS	LODGING & MEALS FOR JURORS
<b>CRAWFORD</b>				
CIRCUIT	114,791	2,050	2,400	2,500
TOTAL-COURTS OF RECORD:	114,791	2,050	2,400	2,500
GRAND TOTAL COUNTY:	114,791	2,050	2,400	2,500
<b>DAVISS</b>				
CIRCUIT	120,171	1,084		816
SUPERIOR	64,158	1,312		237
TOTAL-COURTS OF RECORD:	184,329	2,396		1,053
GRAND TOTAL COUNTY:	184,329	2,396		1,053
<b>DEARBORN</b>				
CIRCUIT	164,963	4,778		2,450
COUNTY	65,630	3,290		453
TOTAL-COURTS OF RECORD:	230,593	8,068		2,903
AURORA CITY	8,723	4,612		
LAWRENCEBURG CITY	23,725	5,941		
TOTAL-CITY AND TOWN:	32,448	10,553		
GRAND TOTAL COUNTY:	263,041	18,621		2,903
<b>DECATUR</b>				
CIRCUIT	110,186	10,181	1,958	338
COUNTY	61,592	2,223		
TOTAL-COURTS OF RECORD:	171,778	12,404	1,958	338
GRAND TOTAL COUNTY:	171,778	12,404	1,958	338
<b>DEKALB</b>				
CIRCUIT	68,503	1,448		85
SUPERIOR	83,995	3,133	440	86
PROBATION	105,321	3,000		
TOTAL-COURTS OF RECORD:	257,819	7,581	440	171
BUTLER CITY	1,750	200		
TOTAL-CITY AND TOWN:	1,750	200		
GRAND TOTAL COUNTY:	259,569	7,781	440	171
<b>DELAWARE</b>				
ALL COURTS	1,572,460	31,702	2,780	2,403
TOTAL-COURTS OF RECORD:	1,572,460	31,702	2,780	2,403
MUNCIE CITY	18,397	400		
YORKTOWN TOWN	18,550			
TOTAL-CITY AND TOWN:	36,947	400		
GRAND TOTAL COUNTY:	1,609,407	32,102	2,780	2,403
<b>DUBOIS</b>				
CIRCUIT	83,408	2,721		218



















CASES VENUED OUT

--- CIVIL ---

CP	CT	SC	RCV	DR	RDR	MH	AD	ES	GU	TR	MI	TOTAL
0	0	0	0	0	0	0	0	0	0	0	0	0
0	0	0	0	0	0	0	0	0	0	0	0	0
0	0	0	0	0	0	0	0	0	0	0	0	0
0	0	0	0	0	0	0	0	0	0	0	0	0
13	0	0	0	0	0	0	0	0	0	0	0	13
17	0	0	0	0	0	0	0	0	0	0	0	17
0	0	0	0	0	0	0	0	0	0	0	0	0
0	0	0	0	0	0	0	0	0	0	0	0	0
0	C	0	0	0	0	0	0	0	0	0	0	0
7	0	0	0	0	0	0	0	0	0	0	0	8
0	0	0	0	0	0	0	0	0	0	0	0	0
0	0	0	0	0	0	0	0	0	0	0	0	0
0	0	0	0	0	0	0	0	0	0	0	0	0
0	0	0	0	0	0	0	0	0	0	0	0	0
917	278	0	2	135	13	0	0	0	0	0	8	1,365
0	0	19	0	0	0	0	0	0	0	0	1	20
0	0	25	C	C	0	0	0	0	0	0	0	25
0	0	377	0	0	0	0	0	0	0	0	0	377
0	0	62	0	0	0	0	0	0	0	0	0	62
0	C	2	C	C	0	0	0	0	0	0	0	2
0	0	213	0	0	0	0	0	0	0	0	0	213
0	0	53	0	0	0	0	0	0	0	0	0	53
0	0	52	0	0	0	0	0	0	0	0	0	52
0	0	803	0	0	0	0	0	0	0	0	1	804
917	278	803	2	135	13	0	0	0	0	0	9	2,169
3	0	0	0	0	0	0	0	0	0	0	0	3
5	3	0	0	2	0	0	0	0	0	0	0	10
0	C	C	0	0	0	0	0	0	0	0	0	0
8	3	0	0	2	0	0	0	0	0	0	0	13
8	3	0	0	2	0	0	0	0	0	0	0	13
6	0	1	0	0	0	0	0	0	0	0	0	7
6	0	1	0	0	0	0	0	0	0	0	0	7
6	0	1	0	0	0	0	0	0	0	0	0	7
11	0	0	0	1	0	0	0	0	0	0	0	12
0	0	0	0	0	0	0	0	0	0	0	0	0
11	0	0	0	1	0	0	0	0	0	0	0	12
0	0	0	0	0	0	0	0	0	0	0	0	0
0	0	0	0	0	0	0	0	0	0	0	0	0
0	0	0	0	0	0	0	0	0	0	0	0	0
11	0	0	0	1	0	0	0	0	0	0	0	12
4	1	0	1	1	0	0	0	0	0	0	0	8
14	13	0	0	4	0	0	0	0	0	0	0	31
24	13	1	2	2	0	0	0	0	0	0	0	42
18	10	1	0	3	3	0	0	0	0	0	0	35





CASES VENUED OUT

214

- - - CRIMINAL - - -

	CF	CM	RGR	MC	IF	OV	JC	JD	JS	JP	JM	RJ
<b>OWEN</b>												
TOTAL-COURTS OF RECORD:	0	0	0	0	0	0	0	0	0	0	0	0
GRAND TOTAL:	0	0	0	0	0	0	0	0	0	0	0	0
<b>PARKE</b>												
CIRCUIT	0	0	0	0	0	0	0	0	0	0	0	0
TOTAL-COURTS OF RECORD:	0	0	0	0	0	0	0	0	0	0	0	0
GRAND TOTAL:	0	0	0	0	0	0	0	0	0	0	0	0
<b>PERRY</b>												
CIRCUIT	0	0	0	0	106	0	0	0	0	0	0	0
TOTAL-COURTS OF RECORD:	0	0	0	0	106	0	0	0	0	0	0	0
TELL CITY CITY	0	0	0	0	0	0	0	0	0	0	0	0
NOT REPORTING												
TOTAL-CITY AND TOWN:	0	0	0	0	0	0	0	0	0	0	0	0
GRAND TOTAL:	0	0	0	0	106	0	0	0	0	0	0	0
<b>PIKE</b>												
CIRCUIT	0	0	0	0	0	0	2	0	0	1	0	0
TOTAL-COURTS OF RECORD:	0	0	0	0	0	0	2	0	0	1	0	0
GRAND TOTAL:	0	0	0	0	0	0	2	0	0	1	0	0
<b>PORTER</b>												
CIRCUIT, SUP 1 & 2	2	0	0	0	0	0	0	0	0	1	0	2
SUPERIOR 3	0	0	0	0	0	0	0	0	0	0	0	0
SUPERIOR 4	0	2	3	0	0	0	0	0	0	0	0	0
TOTAL-COURTS OF RECORD:	2	2	3	0	0	0	0	0	0	1	0	2
CHESTERTON TOWN	0	0	0	0	0	0	0	0	0	0	0	0
TOTAL-CITY AND TOWN:	0	0	0	0	0	0	0	0	0	0	0	0
GRAND TOTAL:	2	2	3	0	0	0	0	0	0	1	0	2
<b>POSEY</b>												
CIRCUIT	0	0	0	0	0	0	0	0	0	0	0	1
COUNTY	0	0	0	0	0	0	0	0	0	0	0	0
TOTAL-COURTS OF RECORD:	0	0	0	0	0	0	0	0	0	0	0	1
GRAND TOTAL:	0	0	0	0	0	0	0	0	0	0	0	1
<b>PULASKI</b>												
CIRCUIT	0	0	0	0	0	0	0	0	0	0	0	0
COUNTY	0	0	0	0	0	0	0	0	0	0	0	0
TOTAL-COURTS OF RECORD:	0	0	0	0	0	0	0	0	0	0	0	0
GRAND TOTAL:	0	0	0	0	0	0	0	0	0	0	0	0
<b>PUTNAM</b>												
CIRCUIT	0	0	0	0	0	0	0	0	0	0	0	0
COUNTY	0	0	0	0	0	0	0	0	0	0	0	0
TOTAL-COURTS OF RECORD:	0	0	0	0	0	0	0	0	0	0	0	0
GRAND TOTAL:	0	0	0	0	0	0	0	0	0	0	0	0
<b>RANDOLPH</b>												
CIRCUIT	0	0	0	0	0	0	0	0	0	0	0	0
SUPERIOR	0	0	0	0	0	0	0	0	0	0	0	0













CASES VENUED OUT

- - - CRIMINAL - - -

	CF	CM	RCR	MC	IF	OV	JC	JD	JS	JP	JM	RJ
<b>VANDERBURGH</b>												
SUPERIOR	1	0	0	0	0	0	0	0	0	1	0	0
TOTAL-COURTS OF RECORD:	1	0	0	0	0	0	0	0	0	1	0	0
GRAND TOTAL:	1	0	0	0	0	0	0	0	0	1	0	0
<b>VERMILLION</b>												
CIRCUIT	1	0	0	0	0	0	0	0	0	0	0	0
TOTAL-COURTS OF RECORD:	1	0	0	0	0	0	0	0	0	0	0	0
CLINTON CITY	0	0	0	0	0	0	0	0	0	0	0	0
TOTAL-CITY AND TOWN:	0	0	0	0	0	0	0	0	0	0	0	0
GRAND TOTAL:	1	0	0	0	0	0	0	0	0	0	0	0
<b>VIGO</b>												
CIRCUIT	1	1	0	0	0	0	0	0	0	0	0	0
SUPERIOR 1	0	0	0	0	0	0	0	0	0	0	0	0
SUPERIOR 2	0	0	0	0	0	0	0	0	0	0	0	0
SUPERIOR 3	0	0	0	0	0	0	0	0	0	0	0	0
SUPERIOR JURIS OF CIRCUIT CT.												
COUNTY 4	0	0	0	0	0	0	0	0	0	0	0	0
COUNTY 5	0	0	0	0	0	0	0	0	0	0	0	0
TOTAL-COURTS OF RECORD:	1	1	0	0	0	0	0	0	0	0	0	0
TERRE HAUTE CITY	0	0	0	0	0	0	0	0	0	0	0	0
TOTAL-CITY AND TOWN:	0	0	0	0	0	0	0	0	0	0	0	0
GRAND TOTAL:	1	1	0	0	0	0	0	0	0	0	0	0
<b>WABASH</b>												
CIRCUIT	0	0	0	0	0	0	0	0	0	2	0	0
COUNTY	0	0	0	0	0	0	0	0	0	0	0	0
TOTAL-COURTS OF RECORD:	0	0	0	0	0	0	0	0	0	2	0	0
WABASH CITY	0	0	0	0	0	0	0	0	0	0	0	0
N. MANCHESTER TOWN	0	0	0	0	1	0	0	0	0	0	0	0
TOTAL-CITY AND TOWN:	0	0	0	0	1	0	0	0	0	0	0	0
GRAND TOTAL:	0	0	0	0	1	0	0	0	0	2	0	0
<b>WARREN</b>												
CIRCUIT	0	0	0	0	0	0	0	0	0	0	0	0
TOTAL-COURTS OF RECORD:	0	0	0	0	0	0	0	0	0	0	0	0
GRAND TOTAL:	0	0	0	0	0	0	0	0	0	0	0	0
<b>WARRICK</b>												
CIRCUIT	0	0	0	0	0	0	0	0	0	0	0	0
SUPERIOR	0	0	0	0	0	0	0	0	0	0	0	0
TOTAL-COURTS OF RECORD:	0	0	0	0	0	0	0	0	0	0	0	0
GRAND TOTAL:	0	0	0	0	0	0	0	0	0	0	0	0
<b>WASHINGTON</b>												
CIRCUIT	0	0	0	0	0	0	0	0	0	0	0	0
SUPERIOR	0	0	0	0	0	0	0	0	0	0	0	0
TOTAL-COURTS OF RECORD:	0	0	0	0	0	0	0	0	0	0	0	0
GRAND TOTAL:	0	0	0	0	0	0	0	0	0	0	0	0
<b>WAYNE</b>												
CIRCUIT	0	0	0	0	0	0	0	1	0	0	0	0







CASES VENUED OUT

224

- - - C R I M I N A L - - -

	CF	CM	RCR	MC	IF	OV	JC	JD	JS	JP	JM	RJ
TOTALS FOR SUPERIOR AND CIRCUIT COURTS	32	3	3	0	107	0	5	6	1	23	1	5
TOTALS FOR COUNTY AND MUNICIPAL COURTS	22	186	0	8	3	1	0	0	0	0	0	0
TOTALS FOR SMALL CLAIM COURTS	0	0	0	0	0	0	0	0	0	0	0	0
TOTALS FOR CITY AND TOWN COURTS	0	22	0	0	52	0	0	0	0	0	0	0
TOTALS FOR ALL COURTS	54	211	3	8	162	1	5	6	1	23	1	5



CASES VENUED OUT

225

--- CIVIL ---

CP	CT	SC	RCV	DR	RDR	MH	AD	ES	GU	TR	MI	TOTAL
3,877	1,190	39	16	842	92	1	13	81	21	0	31	6,389
71	0	26	0	0	0	0	0	0	0	0	0	317
0	0	803	0	0	0	0	0	0	0	0	1	804
13	0	0	0	0	0	0	0	0	0	0	0	87
3,961	1,190	868	16	842	92	1	13	81	21	0	32	7,597





CASES TRANSFERRED OUT

228

- - - CRIMINAL - - -

	CF	CM	RCR	MC	IF	OV	JC	JD	JS	JP	JM	RJ
<b>CARROLL</b>												
TOTAL-COURTS OF RECORD:	1	0	0	0	0	0	0	0	0	0	0	0
DELPHI CITY	0	0	0	0	33	0	0	0	0	0	0	0
BURLINGTON TOWN	0	0	0	0	4	0	0	0	0	0	0	0
TOTAL-CITY AND TOWN:	0	0	0	0	37	0	0	0	0	0	0	0
GRAND TOTAL:	1	0	0	0	37	0	0	0	0	0	0	0
<b>CASS</b>												
CIRCUIT	1	0	0	0	0	0	0	0	0	0	0	0
SUPERIOR	0	0	0	0	0	0	0	0	0	0	0	0
TOTAL-COURTS OF RECORD:	1	0	0	0	0	0	0	0	0	0	0	0
GRAND TOTAL:	1	0	0	0	0	0	0	0	0	0	0	0
<b>CLARK</b>												
CIRCUIT	0	0	0	0	0	0	0	0	0	0	0	0
SUPERIOR 1	2	0	0	0	0	0	0	6	0	1	0	0
SUPERIOR 2	0	0	0	0	0	0	0	0	0	0	0	0
COUNTY	0	0	0	0	0	0	0	0	0	0	0	0
TOTAL-COURTS OF RECORD:	2	0	0	0	0	0	0	6	0	1	0	0
CHARLESTOWN CITY	0	2	0	0	0	0	0	0	0	0	0	0
JEFFERSONVILLE CITY	0	3	0	0	0	0	0	0	0	0	0	0
CLARKSVILLE TOWN	0	0	0	0	0	0	0	0	0	0	0	0
TOTAL-CITY AND TOWN:	0	5	0	0	0	0	0	0	0	0	0	0
GRAND TOTAL:	2	5	0	0	0	0	0	6	0	1	0	0
<b>CLAY</b>												
CIRCUIT	0	0	0	0	0	0	0	1	0	3	0	1
SUPERIOR	0	0	0	0	0	0	0	0	0	0	0	0
TOTAL-COURTS OF RECORD:	0	0	0	0	0	0	0	1	0	3	0	1
GRAND TOTAL:	0	0	0	0	0	0	0	1	0	3	0	1
<b>CLINTON</b>												
CIRCUIT	1	0	0	0	0	0	0	0	0	0	0	0
COUNTY	0	0	0	0	0	0	0	0	0	0	0	0
UPGRADED TO SUPERIOR 7-1-90												
TOTAL-COURTS OF RECORD:	1	0	0	0	0	0	0	0	0	0	0	0
FRANKFORT CITY	0	0	0	0	0	0	0	0	0	0	0	0
TOTAL-CITY AND TOWN:	0	0	0	0	0	0	0	0	0	0	0	0
GRAND TOTAL:	1	0	0	0	0	0	0	0	0	0	0	0
<b>CRAWFORD</b>												
CIRCUIT	0	0	0	0	0	0	0	0	0	0	0	0
TOTAL-COURTS OF RECORD:	0	0	0	0	0	0	0	0	0	0	0	0
GRAND TOTAL:	0	0	0	0	0	0	0	0	0	0	0	0
<b>DAVISS</b>												
CIRCUIT	2	0	0	0	0	0	0	0	0	1	0	0
SUPERIOR	0	0	0	0	0	0	0	0	0	0	0	0
TOTAL-COURTS OF RECORD:	2	0	0	0	0	0	0	0	0	1	0	0
GRAND TOTAL:	2	0	0	0	0	0	0	0	0	1	0	0
<b>DEARBORN</b>												
CIRCUIT	1	1	0	0	0	0	0	5	0	0	0	0



CASES TRANSFERRED OUT

230

- - - CRIMINAL - - -

	CF	GM	RCR	MC	IF	OV	JC	JD	JS	JP	JM	RJ
<b>DEARBORN</b>												
COUNTY	0	0	0	0	0	0	0	0	0	0	0	0
TOTAL-COURTS OF RECORD:	1	1	0	0	0	0	0	5	0	0	0	0
AURORA CITY	0	21	0	0	4	0	0	0	0	0	0	0
LAWRENCEBURG CITY	0	34	0	1	2	0	0	0	0	0	0	0
TOTAL-CITY AND TOWN:	0	55	0	1	6	0	0	0	0	0	0	0
GRAND TOTAL:	1	56	0	1	6	0	0	5	0	0	0	0
<b>DECATUR</b>												
CIRCUIT	0	0	0	0	0	0	0	0	0	0	0	0
COUNTY	0	1	0	0	0	0	0	0	0	0	0	0
TOTAL-COURTS OF RECORD:	0	1	0	0	0	0	0	0	0	0	0	0
GRAND TOTAL:	0	1	0	0	0	0	0	0	0	0	0	0
<b>DEKALB</b>												
CIRCUIT	0	0	0	0	0	0	0	0	0	1	0	0
SUPERIOR	0	0	0	0	1	0	0	0	0	0	0	0
TOTAL-COURTS OF RECORD:	0	0	0	0	1	0	0	0	0	1	0	0
BUTLER CITY	0	0	0	0	0	0	0	0	0	0	0	0
TOTAL-CITY AND TOWN:	0	0	0	0	0	0	0	0	0	0	0	0
GRAND TOTAL:	0	0	0	0	1	0	0	0	0	1	0	0
<b>DELAWARE</b>												
CIRCUIT	0	0	0	0	0	0	0	0	0	1	0	1
SUPERIOR 1	0	0	0	0	0	0	0	0	0	0	0	0
SUPERIOR 2	3	0	0	0	0	0	1	0	0	1	0	1
SUPERIOR 3	1	20	5	0	10	1	0	0	0	0	0	0
SUPERIOR 4	0	4	5	0	0	0	0	0	0	0	0	0
TOTAL-COURTS OF RECORD:	4	24	10	0	10	1	1	0	0	2	0	2
MUNCIE CITY	0	288	0	0	11	1	0	0	0	0	0	0
YORKTOWN TOWN	0	0	0	0	84	0	0	0	0	0	0	0
TOTAL-CITY AND TOWN:	0	288	0	0	95	1	0	0	0	0	0	0
GRAND TOTAL:	4	312	10	0	105	2	1	0	0	2	0	2
<b>DUBOIS</b>												
CIRCUIT	0	0	0	0	0	0	1	0	0	0	0	0
SUPERIOR	3	6	0	0	9	0	0	0	0	0	0	0
TOTAL-COURTS OF RECORD:	3	6	0	0	9	0	1	0	0	0	0	0
GRAND TOTAL:	3	6	0	0	9	0	1	0	0	0	0	0
<b>ELKHART</b>												
CIRCUIT	6	0	0	0	0	0	1	6	0	0	0	0
SUPERIOR 1	3	1	0	0	0	0	0	0	0	0	0	0
SUPERIOR 2	9	0	0	0	0	0	0	0	0	0	0	0
SUPERIOR 3	8	0	0	0	0	0	0	0	0	0	0	0
COUNTY - ELKHART	19	2	0	0	0	0	0	0	0	0	0	0
COUNTY - GOSHEN	0	7	0	0	0	0	0	0	0	0	0	0
TOTAL-COURTS OF RECORD:	45	10	0	0	0	0	1	6	0	0	0	0
ELKHART CITY	0	43	0	0	10	0	0	0	0	0	0	0
GOSHEN CITY	0	7	0	0	2	0	0	0	0	0	0	0
NAPPANEE CITY	0	7	0	0	3	0	0	0	0	0	0	0
TOTAL-CITY AND TOWN:	0	57	0	0	15	0	0	0	0	0	0	0
GRAND TOTAL:	45	67	0	0	15	0	1	6	0	0	0	0
<b>FAYETTE</b>												
CIRCUIT	0	0	0	0	0	0	0	0	0	27	0	6

CASES TRANSFERRED OUT

231

--- CIVIL ---

CP	CT	SC	RCV	DR	RDR	MH	AD	ES	GU	TR	MI	TOTAL
1	0	1	0	0	0	0	0	0	0	0	0	2
5	0	1	0	8	0	0	0	0	0	0	0	21
0	0	0	0	0	0	0	0	0	0	0	0	25
0	0	0	0	0	0	0	0	0	0	0	0	37
0	0	0	0	0	0	0	0	0	0	0	0	62
5	0	1	0	8	0	0	0	0	0	0	0	83
0	0	0	0	0	0	0	0	0	0	0	0	0
1	0	0	0	0	0	0	0	0	0	0	0	2
1	0	0	0	0	0	0	0	0	0	0	0	2
1	0	0	0	0	0	0	0	0	0	0	0	2
0	0	0	0	0	0	0	0	0	0	0	0	1
0	0	4	0	1	1	0	0	0	0	0	0	7
0	0	4	0	1	1	0	0	0	0	0	0	8
0	0	0	0	0	0	0	0	0	0	0	0	0
0	0	0	0	0	0	0	0	0	0	0	0	0
0	0	4	0	1	1	0	0	0	0	0	0	8
1	0	0	1	7	1	0	0	0	0	0	0	12
5	0	0	1	4	5	1	0	0	0	0	0	16
6	0	0	0	4	5	0	0	0	4	0	0	25
4	0	12	1	3	0	0	0	0	0	0	0	57
2	0	6	2	1	1	0	0	0	0	0	0	21
18	0	18	5	19	12	1	0	0	4	0	0	131
0	0	0	0	0	0	0	0	0	0	0	0	300
0	0	0	0	0	0	0	0	0	0	0	0	84
0	0	0	0	0	0	0	0	0	0	0	0	384
18	0	18	5	19	12	1	0	0	4	0	0	515
0	0	0	0	0	0	0	0	0	0	0	0	1
0	1	1	0	1	0	0	0	0	0	0	0	21
0	1	1	0	1	0	0	0	0	0	0	0	22
0	1	1	0	1	0	0	0	0	0	0	0	22
5	2	0	0	9	0	0	0	1	1	0	0	31
7	0	0	0	8	1	0	0	0	0	0	0	20
8	0	0	0	18	1	0	0	0	0	0	0	36
6	2	0	0	1	5	1	0	0	2	0	0	25
2	0	0	0	0	0	0	0	0	0	0	0	23
1	0	0	0	0	0	0	0	0	0	0	0	8
29	4	0	0	36	7	1	0	1	3	0	0	143
0	0	0	0	0	0	0	0	0	0	0	0	53
0	0	0	0	0	0	0	0	0	0	0	0	9
0	0	0	0	0	0	0	0	0	0	0	0	10
0	0	0	0	0	0	0	0	0	0	0	0	72
29	4	0	0	36	7	1	0	1	3	0	0	215
0	0	0	0	15	24	0	0	0	0	0	0	72

CASES TRANSFERRED OUT

232

- - - CRIMINAL - - -

	CF	CM	RCR	MC	IF	OV	JC	JD	JS	JP	JM	RJ
<b>FAYETTE</b>												
SUPERIOR	0	0	0	0	0	0	0	0	0	0	0	0
TOTAL-COURTS OF RECORD:	0	0	0	0	0	0	0	0	0	27	0	6
GRAND TOTAL:	0	0	0	0	0	0	0	0	0	27	0	6
<b>FLOYD</b>												
CIRCUIT	0	0	0	0	0	0	0	0	0	0	0	0
SUPERIOR	0	0	0	0	0	0	0	0	0	0	0	0
COUNTY	0	0	0	0	0	0	0	0	0	0	0	0
TOTAL-COURTS OF RECORD:	0	0	0	0	0	0	0	0	0	0	0	0
GRAND TOTAL:	0	0	0	0	0	0	0	0	0	0	0	0
<b>FOUNTAIN</b>												
CIRCUIT	0	0	0	0	10	0	0	0	0	0	0	0
TOTAL-COURTS OF RECORD:	0	0	0	0	10	0	0	0	0	0	0	0
ATTICA CITY	0	0	0	0	0	0	0	0	0	0	0	0
TOTAL-CITY AND TOWN:	0	0	0	0	0	0	0	0	0	0	0	0
GRAND TOTAL:	0	0	0	0	10	0	0	0	0	0	0	0
<b>FRANKLIN</b>												
CIRCUIT	0	0	0	0	0	0	0	0	0	0	0	0
TOTAL-COURTS OF RECORD:	0	0	0	0	0	0	0	0	0	0	0	0
GRAND TOTAL:	0	0	0	0	0	0	0	0	0	0	0	0
<b>FULTON</b>												
CIRCUIT	0	0	0	0	0	0	0	0	0	0	0	0
COUNTY	0	0	0	0	0	0	0	0	0	0	0	0
TOTAL-COURTS OF RECORD:	0	0	0	0	0	0	0	0	0	0	0	0
GRAND TOTAL:	0	0	0	0	0	0	0	0	0	0	0	0
<b>GIBSON</b>												
CIRCUIT	0	0	0	0	0	0	0	0	0	0	0	0
SUPERIOR	0	0	0	0	0	0	0	0	0	0	0	0
TOTAL-COURTS OF RECORD:	0	0	0	0	0	0	0	0	0	0	0	0
GRAND TOTAL:	0	0	0	0	0	0	0	0	0	0	0	0
<b>GRANT</b>												
CIRCUIT	0	0	0	0	0	0	0	0	0	0	0	0
SUPERIOR 1	1	0	0	0	0	0	0	0	0	0	0	0
SUPERIOR 2	2	0	0	0	0	0	0	0	0	0	0	0
COUNTY	0	0	0	0	0	0	0	0	0	0	0	0
TOTAL-COURTS OF RECORD:	3	0	0	0	0	0	0	0	0	0	0	0
GAS CITY	0	3	0	0	1	0	0	0	0	0	0	0
MARION CITY	0	1	0	0	0	0	0	0	0	0	0	0
TOTAL-CITY AND TOWN:	0	4	0	0	1	0	0	0	0	0	0	0
GRAND TOTAL:	3	4	0	0	1	0	0	0	0	0	0	0
<b>GREENE</b>												
CIRCUIT	9	0	0	0	0	0	0	0	0	0	0	0
SUPERIOR	14	1	0	0	0	0	0	0	0	0	0	0
UPGRADED 1-1-89												
TOTAL-COURTS OF RECORD:	23	1	0	0	0	0	0	0	0	0	0	0
GRAND TOTAL:	23	1	0	0	0	0	0	0	0	0	0	0
<b>HAMILTON</b>												
CIRCUIT	1	0	0	1	3	0	0	8	0	4	0	0



CASES TRANSFERRED OUT

233

--- CIVIL ---

CP	CT	SC	RCV	DR	RDR	MH	AD	ES	GU	TR	MI	TOTAL
4	0	0	0	0	0	0	0	0	0	0	0	4
4	0	0	0	15	24	0	0	0	0	0	0	76
4	0	0	0	15	24	0	0	0	0	0	0	76
3	0	0	0	6	0	0	0	0	0	0	0	9
1	2	0	0	1	0	0	0	0	0	0	0	4
0	0	0	0	0	0	0	0	0	0	0	0	0
4	2	0	0	7	0	0	0	0	0	0	0	13
4	2	0	0	7	0	0	0	0	0	0	0	13
0	0	2	0	0	1	0	0	0	0	0	0	13
0	0	2	0	0	1	0	0	0	0	0	0	13
0	0	0	0	0	0	0	0	0	0	0	0	0
0	0	0	0	0	0	0	0	0	0	0	0	0
0	0	2	0	0	1	0	0	0	0	0	0	13
6	0	24	0	2	2	0	0	0	0	0	0	34
6	0	24	0	2	2	0	0	0	0	0	0	34
6	0	24	0	2	2	0	0	0	0	0	0	34
0	0	0	0	0	0	0	0	0	0	0	0	0
0	0	0	0	0	0	0	0	0	0	0	0	0
0	0	0	0	0	0	0	0	0	0	0	0	0
0	0	0	0	0	0	0	0	0	0	0	0	0
8	0	0	0	2	30	0	1	0	1	0	0	42
0	0	3	0	0	0	0	0	0	0	0	0	3
8	0	3	0	2	30	0	1	0	1	0	0	45
8	0	3	0	2	30	0	1	0	1	0	0	45
2	0	0	0	3	0	0	0	0	0	0	0	5
1	0	0	0	1	0	0	0	0	0	0	0	3
1	0	0	0	3	1	0	0	0	0	0	0	7
0	0	0	0	0	0	0	0	0	0	0	0	0
4	0	0	0	7	1	0	0	0	0	0	0	15
0	0	0	0	0	0	0	0	0	0	0	0	4
0	0	0	0	0	0	0	0	0	0	0	0	1
0	0	0	0	0	0	0	0	0	0	0	0	5
4	0	0	0	7	1	0	0	0	0	0	0	20
3	0	0	0	0	0	0	0	0	0	0	0	12
3	0	7	0	1	0	0	0	0	0	0	0	26
6	0	7	0	1	0	0	0	0	0	0	0	38
6	0	7	0	1	0	0	0	0	0	0	0	38
8	6	0	0	14	5	0	0	2	1	0	1	54



CASES TRANSFERRED OUT

235

--- CIVIL ---

CP	CT	SC	RCV	DR	RDR	MH	AD	ES	GU	TR	MI	TOTAL
0	0	0	0	0	0	0	0	0	0	0	0	1
1	1	0	0	0	2	0	0	1	0	0	0	6
1	0	0	0	0	0	0	0	0	0	0	0	1
0	0	13	0	0	0	0	0	0	0	0	0	13
10	7	13	0	14	7	0	0	3	1	0	1	75
0	0	0	0	0	0	0	0	0	0	0	0	0
0	0	0	0	0	0	0	0	0	0	0	0	0
0	0	0	0	0	0	0	0	0	0	0	0	0
10	7	13	0	14	7	0	0	3	1	0	1	75
16	1	0	0	3	0	0	0	0	0	0	0	20
1	0	0	0	0	0	0	0	0	0	0	0	1
0	0	0	0	0	0	0	0	0	0	0	0	0
17	1	0	0	3	0	0	0	0	0	0	0	21
17	1	0	0	3	0	0	0	0	0	0	0	21
0	0	0	0	0	0	0	0	0	0	0	0	0
0	0	0	0	0	0	0	0	0	0	0	0	0
0	0	0	0	0	0	0	0	0	0	0	0	0
0	0	0	0	0	0	0	0	0	0	0	0	0
7	0	0	0	28	0	0	0	0	0	0	1	54
0	0	0	0	2	0	0	0	0	0	0	0	7
0	0	2	0	0	0	0	0	0	0	0	0	4
7	0	2	0	30	0	0	0	0	0	0	1	65
0	0	0	0	0	0	0	0	0	0	0	0	10
0	0	0	0	0	0	0	0	0	0	0	0	10
7	0	2	0	30	0	0	0	0	0	0	1	75
0	0	0	0	1	0	0	0	0	0	0	0	2
0	0	0	0	1	0	0	0	0	0	0	0	1
0	0	0	0	0	0	0	0	0	0	0	0	0
0	0	0	0	2	0	0	0	0	0	0	0	3
0	0	0	0	0	0	0	0	0	0	0	0	0
0	0	0	0	0	0	0	0	0	0	0	0	0
0	0	0	0	2	0	0	0	0	0	0	0	3
3	0	0	0	1	1	0	0	0	1	0	0	6
2	0	0	0	1	0	0	0	0	0	0	0	3
0	0	0	0	0	0	0	0	0	0	0	0	0
0	0	3	0	0	0	0	0	0	0	0	0	3
5	0	3	0	2	1	0	0	0	1	0	0	12
5	0	3	0	2	1	0	0	0	1	0	0	12
1	0	0	0	4	2	0	0	0	0	0	0	8

CASES TRANSFERRED OUT

236

- - - CRIMINAL - - -

	CF	CM	RCR	MC	IF	OV	JC	JD	JS	JP	JM	RJ
<b>HUNTINGTON</b>												
SUPERIOR	0	31	0	49	0	0	0	0	0	0	0	0
TOTAL-COURTS OF RECORD:	0	31	1	49	0	0	0	0	0	0	0	0
ROANOKE TOWN	0	0	0	0	27	0	0	0	0	0	0	0
TOTAL-CITY AND TOWN:	0	0	0	0	27	0	0	0	0	0	0	0
GRAND TOTAL:	0	31	1	49	27	0	0	0	0	0	0	0
<b>JACKSON</b>												
CIRCUIT	0	0	0	0	0	0	0	0	0	0	0	0
SUPERIOR	0	0	0	0	0	0	0	0	0	0	0	0
TOTAL-COURTS OF RECORD:	0	0	0	0	0	0	0	0	0	0	0	0
GRAND TOTAL:	0	0	0	0	0	0	0	0	0	0	0	0
<b>JASPER</b>												
CIRCUIT	0	0	0	0	0	0	0	0	0	0	0	0
SUPERIOR	1	9	0	0	1	0	0	0	0	0	0	0
TOTAL-COURTS OF RECORD:	1	9	0	0	1	0	0	0	0	0	0	0
DEMOTTE TOWN	0	0	0	0	0	0	0	0	0	0	0	0
WHEATFIELD TOWN	0	0	0	0	0	0	0	0	0	0	0	0
TOTAL-CITY AND TOWN:	0	0	0	0	0	0	0	0	0	0	0	0
GRAND TOTAL:	1	9	0	0	1	0	0	0	0	0	0	0
<b>JAY</b>												
CIRCUIT	1	0	0	0	0	0	2	0	0	0	0	0
SUPERIOR	0	0	0	0	0	0	0	0	0	0	0	0
UPGRADED 1-1-89												
TOTAL-COURTS OF RECORD:	1	0	0	0	0	0	2	0	0	0	0	0
DUNKIRK CITY	0	0	0	0	0	0	0	0	0	0	0	0
PORTLAND CITY	0	9	0	0	0	0	0	0	0	0	0	0
TOTAL-CITY AND TOWN:	0	9	0	0	0	0	0	0	0	0	0	0
GRAND TOTAL:	1	9	0	0	0	0	2	0	0	0	0	0
<b>JEFFERSON</b>												
CIRCUIT	0	0	0	0	0	0	0	0	0	0	0	0
COUNTY	3	0	0	0	1	0	0	0	0	0	0	0
TOTAL-COURTS OF RECORD:	3	0	0	0	1	0	0	0	0	0	0	0
GRAND TOTAL:	3	0	0	0	1	0	0	0	0	0	0	0
<b>JENNINGS</b>												
CIRCUIT	0	0	0	0	0	0	0	0	0	0	0	0
TOTAL-COURTS OF RECORD:	0	0	0	0	0	0	0	0	0	0	0	0
NORTH VERNON CITY	0	4	0	0	0	0	0	0	0	0	0	0
TOTAL-CITY AND TOWN:	0	4	0	0	0	0	0	0	0	0	0	0
GRAND TOTAL:	0	4	0	0	0	0	0	0	0	0	0	0
<b>JOHNSON</b>												
CIRCUIT	0	0	0	0	0	0	3	0	0	0	0	0
SUPERIOR 1	3	12	0	0	2	0	0	0	0	0	0	0
SUPERIOR 2	0	0	0	0	0	0	0	0	0	0	0	0
TOTAL-COURTS OF RECORD:	3	12	0	0	2	0	3	0	0	0	0	0
FRANKLIN CITY	0	282	0	0	155	0	0	0	0	0	0	0
GREENWOOD CITY	0	110	0	0	55	0	0	0	0	0	0	0
NEW WHITELAND TOWN	0	88	0	0	31	1	0	0	0	0	0	0



CASES TRANSFERRED OUT

238

- - - CRIMINAL - - -

	CF	CM	RCR	MC	IF	OV	JC	JD	JS	JP	JM	RJ
<b>JOHNSON</b>												
TOTAL-CITY AND TOWN:	0	480	0	0	241	1	0	0	0	0	0	0
GRAND TOTAL:	3	492	0	0	243	1	3	0	0	0	0	0
<b>KNOX</b>												
CIRCUIT	0	0	0	0	0	0	0	0	0	0	0	0
SUPERIOR 1	0	0	0	0	0	0	0	0	0	1	0	0
SUPERIOR 2	0	8	0	0	0	0	0	0	0	0	0	0
TOTAL-COURTS OF RECORD:	0	8	0	0	0	0	0	0	0	1	0	0
BICKNELL CITY	0	0	0	0	0	0	0	0	0	0	0	0
TOTAL-CITY AND TOWN:	0	0	0	0	0	0	0	0	0	0	0	0
GRAND TOTAL:	0	8	0	0	0	0	0	0	0	1	0	0
<b>KOSCIUSKO</b>												
CIRCUIT	0	0	0	0	0	0	0	0	0	0	0	0
SUPERIOR	0	0	0	0	0	0	0	0	0	0	0	0
COUNTY	0	0	0	0	0	0	0	0	0	0	0	0
TOTAL-COURTS OF RECORD:	0	0	0	0	0	0	0	0	0	0	0	0
GRAND TOTAL:	0	0	0	0	0	0	0	0	0	0	0	0
<b>LAGRANGE</b>												
CIRCUIT	0	0	0	0	0	0	0	1	0	0	0	0
SUPERIOR	0	0	0	0	0	0	0	0	0	0	0	0
TOTAL-COURTS OF RECORD:	0	0	0	0	0	0	0	1	0	0	0	0
GRAND TOTAL:	0	0	0	0	0	0	0	1	0	0	0	0
<b>LAKE</b>												
CIRCUIT	0	0	0	0	0	0	0	0	0	0	0	0
SUPERIOR, CIV. 1	0	0	0	0	0	0	0	0	0	0	0	0
SUPERIOR, CIV. 2	0	0	0	0	0	0	0	0	0	0	0	0
SUPERIOR, CIV. 3	0	0	0	0	0	0	0	0	0	0	0	0
SUPERIOR, CIV. 4	0	0	0	0	0	0	0	0	0	0	0	0
SUPERIOR, CIV. 5	0	0	0	0	0	0	0	0	0	0	0	0
SUPERIOR, JUV. DIV.	0	0	0	0	0	0	0	0	0	0	0	0
SUPERIOR, CRIM. 1	1	0	0	0	0	0	0	0	0	0	0	0
SUPERIOR, CRIM. 2	2	0	0	1	0	0	0	0	0	0	0	0
SUPERIOR, CRIM. 3	9	0	0	0	0	0	0	0	0	0	0	0
SUPERIOR, CRIM. 4	4	0	0	0	0	0	0	0	0	0	0	0
SUPERIOR 7	29	110	0	0	104	0	0	0	0	0	0	0
UPGRADED 1-1-89												
SUPERIOR 8	43	97	0	0	39	0	0	0	0	0	0	0
UPGRADED 1-1-89												
SUPERIOR 9	20	64	0	1	44	0	0	0	0	0	0	0
UPGRADED 1-1-89												
TOTAL-COURTS OF RECORD:	108	271	0	2	187	0	0	0	0	0	0	0
CROWN POINT CITY	0	22	0	0	2	0	0	0	0	0	0	0
EAST CHICAGO CITY	0	0	0	0	0	0	0	0	0	0	0	0
GARY CITY	0	0	0	0	0	0	0	0	0	0	0	0
HAMMOND CITY	0	0	0	0	0	0	0	0	0	0	0	0
HOBART CITY	0	26	0	0	19	0	0	0	0	0	0	0
LAKE STATION CITY	0	4	0	0	2	0	0	0	0	0	0	0
WHITING CITY	0	0	0	0	0	0	0	0	0	0	0	0
TOTAL-CITY AND TOWN:	0	52	0	0	23	0	0	0	0	0	0	0











CASES TRANSFERRED OUT

243

--- CIVIL ---

CP	CT	SC	RCV	DR	RDR	MH	AD	ES	GU	TR	MI	TOTAL
0	0	0	0	0	0	0	0	0	0	0	0	43
0	0	0	0	0	0	0	0	0	0	0	0	83
0	0	0	0	0	0	0	0	0	0	0	0	52
0	0	0	0	0	0	0	0	0	0	0	0	54
40	0	0	0	0	0	0	0	0	0	0	0	40
28	0	0	0	0	0	0	0	0	0	0	0	28
0	0	0	0	0	0	0	0	0	0	0	0	26
0	0	0	0	0	0	0	0	0	0	0	0	77
0	0	0	0	0	0	0	0	0	0	0	0	534
3	0	0	0	0	0	0	0	0	0	0	0	7
0	0	0	0	0	0	0	0	0	0	0	0	215
0	0	0	0	0	0	0	0	0	0	0	0	236
0	0	0	0	0	0	0	0	0	0	0	0	43
0	0	0	0	0	0	0	0	0	0	0	0	6
200	7	0	2	94	38	0	0	0	0	0	8	1,862
0	0	29	0	0	0	0	0	0	0	0	0	29
0	0	21	0	0	0	0	0	0	0	0	0	21
0	0	23	0	0	0	0	0	0	0	0	0	23
0	0	155	0	0	0	0	0	0	0	0	0	155
0	0	13	0	0	0	0	0	0	0	0	0	13
0	0	96	0	0	0	0	0	0	0	0	0	96
0	0	0	0	0	0	0	0	0	0	0	0	0
0	0	27	0	0	0	0	0	0	0	0	1	28
0	0	364	0	0	0	0	0	0	0	0	1	365
200	7	364	2	94	38	0	0	0	0	0	9	2,227
3	0	0	0	1	0	0	0	0	0	0	0	5
4	0	0	0	1	2	0	0	0	0	0	0	7
0	0	0	0	0	0	0	0	0	0	0	0	0
7	0	0	0	2	2	0	0	0	0	0	0	12
7	0	0	0	2	2	0	0	0	0	0	0	12
0	0	1	0	0	3	0	0	0	0	0	0	5
0	0	1	0	0	3	0	0	0	0	0	0	5
0	0	1	0	0	3	0	0	0	0	0	0	5
1	0	0	0	5	0	0	0	0	0	0	0	7
0	0	0	0	0	0	0	0	0	0	0	0	0
1	0	0	0	5	0	0	0	0	0	0	0	7
0	0	0	0	0	0	0	0	0	0	0	0	15
0	0	0	0	0	0	0	0	0	0	0	0	25
0	0	0	0	0	0	0	0	0	0	0	0	40
1	0	0	0	5	0	0	0	0	0	0	0	47
0	0	0	0	2	7	0	0	0	0	0	0	17
8	1	1	0	3	2	0	0	0	0	0	0	26
5	1	0	2	4	6	0	0	0	0	0	0	42
14	2	7	1	8	9	0	0	0	0	0	0	56



CASES TRANSFERRED OUT

245

--- CIVIL ---

CP	CT	SC	RCV	DR	RDR	MH	AD	ES	GU	TR	MI	TOTAL
0	0	4	0	7	11	0	0	0	0	0	0	170
6	2	81	56	10	1	0	0	0	0	0	0	156
33	6	93	59	34	36	0	0	0	0	0	0	467
33	6	93	59	34	36	0	0	0	0	0	0	467
8	1	0	0	8	0	0	0	0	0	0	0	17
0	0	0	0	0	0	0	0	0	0	0	0	0
8	1	0	0	8	0	0	0	0	0	0	0	17
0	0	0	0	0	0	0	0	0	0	0	0	21
0	0	0	0	0	0	0	0	0	0	0	0	21
8	1	0	0	8	0	0	0	0	0	0	0	38
0	0	0	0	2	1	0	0	0	0	0	0	4
4	0	0	0	1	1	0	0	0	0	0	0	6
2	0	7	120	0	0	0	0	0	0	0	0	130
6	0	7	120	3	2	0	0	0	0	0	0	140
0	0	0	0	0	0	0	0	0	0	0	0	7
0	0	0	0	0	0	0	0	0	0	0	0	21
0	0	0	0	0	0	0	0	0	0	0	0	28
6	0	7	120	3	2	0	0	0	0	0	0	168
1	0	0	0	0	0	0	0	0	0	0	0	1
0	0	5	0	0	0	0	0	0	0	0	0	5
1	0	5	0	0	0	0	0	0	0	0	0	6
1	0	5	0	0	0	0	0	0	0	0	0	6
0	0	0	0	0	0	0	0	0	1	0	0	1
1	2	0	0	2	1	0	0	0	0	0	0	15
0	0	2	0	0	0	0	0	0	0	0	0	?
1	2	2	0	2	1	0	0	0	1	0	0	18
0	0	0	0	0	0	0	0	0	0	0	0	0
0	0	0	0	0	0	0	0	0	0	0	0	0
1	2	2	0	2	1	0	0	0	1	0	0	18
0	0	0	0	0	0	0	0	0	0	0	0	0
0	0	0	0	0	0	0	0	0	0	0	0	2
0	0	0	0	0	0	0	0	0	0	0	0	2
0	0	0	0	0	0	0	0	0	0	0	0	2
0	0	0	0	0	1	0	0	0	0	0	0	5
0	0	0	0	0	0	0	0	0	0	0	0	0
0	0	0	0	0	1	0	0	0	0	0	0	5
0	0	0	0	0	1	0	0	0	0	0	0	5
1	0	1	1	0	8	0	0	0	0	0	0	16

CASES TRANSFERRED OUT

246

- - - CRIMINAL - - -

	CF	CM	RCR	MC	IF	OV	JC	JD	JS	JP	JM	RJ
<b>OWEN</b>												
TOTAL-COURTS OF RECORD:	0	5	0	0	0	0	0	0	0	0	0	0
GRAND TOTAL:	0	5	0	0	0	0	0	0	0	0	0	0
<b>PARKE</b>												
CIRCUIT	0	0	0	0	0	0	0	1	0	0	0	0
TOTAL-COURTS OF RECORD:	0	0	0	0	0	0	0	1	0	0	0	0
GRAND TOTAL:	0	0	0	0	0	0	0	1	0	0	0	0
<b>PERRY</b>												
CIRCUIT	0	0	0	0	1	0	0	1	0	0	0	0
TOTAL-COURTS OF RECORD:	0	0	0	0	1	0	0	1	0	0	0	0
TELL CITY CITY	0	0	0	0	0	0	0	0	0	0	0	0
NOT REPORTING												
TOTAL-CITY AND TOWN:	0	0	0	0	0	0	0	0	0	0	0	0
GRAND TOTAL:	0	0	0	0	1	0	0	1	0	0	0	0
<b>PIKE</b>												
CIRCUIT	0	0	0	53	2	0	0	0	0	0	0	0
TOTAL-COURTS OF RECORD:	0	0	0	53	2	0	0	0	0	0	0	0
GRAND TOTAL:	0	0	0	53	2	0	0	0	0	0	0	0
<b>PORTER</b>												
CIRCUIT, SUP 1 & 2	0	0	0	0	0	0	0	0	0	0	0	0
SUPERIOR 3	1	1	0	0	0	0	0	0	0	0	0	0
SUPERIOR 4	1	22	0	0	0	0	0	0	0	0	0	0
TOTAL-COURTS OF RECORD:	2	23	0	0	0	0	0	0	0	0	0	0
CHESTERION TOWN	0	25	0	0	8	0	0	0	0	0	0	0
TOTAL-CITY AND TOWN:	0	25	0	0	8	0	0	0	0	0	0	0
GRAND TOTAL:	2	48	0	0	8	0	0	0	0	0	0	0
<b>POSEY</b>												
CIRCUIT	0	0	0	0	0	0	0	0	0	0	0	0
COUNTY	0	0	0	0	0	0	0	0	0	0	0	0
TOTAL-COURTS OF RECORD:	0	0	0	0	0	0	0	0	0	0	0	0
GRAND TOTAL:	0	0	0	0	0	0	0	0	0	0	0	0
<b>PULASKI</b>												
CIRCUIT	0	0	0	0	0	0	0	0	0	2	0	0
COUNTY	0	0	0	0	0	0	0	0	0	0	0	0
TOTAL-COURTS OF RECORD:	0	0	0	0	0	0	0	0	0	2	0	0
GRAND TOTAL:	0	0	0	0	0	0	0	0	0	2	0	0
<b>PUTNAM</b>												
CIRCUIT	0	0	0	0	0	0	0	2	0	0	0	0
COUNTY	0	0	0	0	0	0	0	0	0	0	0	0
TOTAL-COURTS OF RECORD:	0	0	0	0	0	0	0	2	0	0	0	0
GRAND TOTAL:	0	0	0	0	0	0	0	2	0	0	0	0
<b>RANDOLPH</b>												
CIRCUIT	0	0	0	0	0	0	0	1	0	0	0	0
SUPERIOR	0	0	0	0	0	0	0	0	0	0	0	0













CASES TRANSFERRED OUT

252

- - - CRIMINAL - - -

	CF	CM	RCR	MC	IF	OV	JC	JD	JS	JP	JM	RJ
<b>VANDERBURGH</b>												
SUPERIOR	592	0	0	0	0	0	0	0	0	0	0	0
TOTAL-COURTS OF RECORD:	593	0	0	0	0	0	0	0	0	0	0	0
GRAND TOTAL:	593	0	0	0	0	0	0	0	0	0	0	0
<b>VERMILLION</b>												
CIRCUIT	0	0	0	0	0	0	0	0	0	0	0	0
TOTAL-COURTS OF RECORD:	0	0	0	0	0	0	0	0	0	0	0	0
CLINTON CITY	0	1	0	0	1	0	0	0	0	0	0	0
TOTAL-CITY AND TOWN:	0	1	0	0	1	0	0	0	0	0	0	0
GRAND TOTAL:	0	1	0	0	1	0	0	0	0	0	0	0
<b>VIGO</b>												
CIRCUIT	2	0	0	0	0	0	0	0	0	2	0	1
SUPERIOR 1	0	0	0	0	0	0	0	0	0	0	0	0
SUPERIOR 2	0	0	0	0	0	0	0	0	0	0	0	0
SUPERIOR 3	0	0	0	0	0	0	0	0	0	0	0	0
SUPERIOR JURIS OF CIRCUIT CT.												
COUNTY 4	0	2	0	0	0	0	0	0	0	0	0	0
COUNTY 5	35	26	0	0	0	0	0	0	0	0	0	0
TOTAL-COURTS OF RECORD:	37	28	0	0	0	0	0	0	0	2	0	1
TERRE HAUTE CITY	0	139	0	0	31	0	0	0	0	0	0	0
TOTAL-CITY AND TOWN:	0	139	0	0	31	0	0	0	0	0	0	0
GRAND TOTAL:	37	167	0	0	31	0	0	0	0	2	0	1
<b>WABASH</b>												
CIRCUIT	0	0	0	0	0	0	0	3	0	0	0	0
COUNTY	0	0	0	0	0	0	0	0	0	0	0	0
TOTAL-COURTS OF RECORD:	0	0	0	0	0	0	0	3	0	0	0	0
WABASH CITY	0	0	0	0	0	0	0	0	0	0	0	0
N. MANCHESTER TOWN	0	0	0	0	0	0	0	0	0	0	0	0
TOTAL-CITY AND TOWN:	0	0	0	0	0	0	0	0	0	0	0	0
GRAND TOTAL:	0	0	0	0	0	0	0	3	0	0	0	0
<b>WARREN</b>												
CIRCUIT	0	0	0	0	0	0	0	1	0	0	0	0
TOTAL-COURTS OF RECORD:	0	0	0	0	0	0	0	1	0	0	0	0
GRAND TOTAL:	0	0	0	0	0	0	0	1	0	0	0	0
<b>WARRICK</b>												
CIRCUIT	2	0	0	0	0	0	0	0	0	0	0	0
SUPERIOR	0	5	0	0	0	0	0	0	0	0	0	0
TOTAL-COURTS OF RECORD:	2	5	0	0	0	0	0	0	0	0	0	0
GRAND TOTAL:	2	5	0	0	0	0	0	0	0	0	0	0
<b>WASHINGTON</b>												
CIRCUIT	0	0	0	0	0	0	0	0	0	0	0	0
SUPERIOR	0	0	0	0	0	0	0	0	0	0	0	0
TOTAL-COURTS OF RECORD:	0	0	0	0	0	0	0	0	0	0	0	0
GRAND TOTAL:	0	0	0	0	0	0	0	0	0	0	0	0
<b>WAYNE</b>												
CIRCUIT	0	0	0	0	0	0	0	2	0	0	0	0

CASES TRANSFERRED OUT

253

--- CIVIL ---

CP	CT	SC	RCV	DR	RDR	MH	AD	ES	GU	TR	MI	TOTAL
0	0	15	0	0	0	0	0	0	0	0	0	607
4	0	15	0	0	0	0	0	0	0	0	0	612
4	0	15	0	0	0	0	0	0	0	0	0	612
13	0	0	0	0	1	0	0	0	0	0	0	14
13	0	0	0	0	1	0	0	0	0	0	0	14
0	0	0	0	0	0	0	0	0	0	0	0	2
0	0	0	0	0	0	0	0	0	0	0	0	2
13	0	0	0	0	1	0	0	0	0	0	0	16
2	0	0	0	75	0	0	0	0	0	0	0	82
0	0	0	0	0	0	0	0	0	0	0	0	0
4	0	0	0	3	3	0	0	0	0	0	0	10
0	0	0	0	0	0	0	0	0	0	0	0	0
0	0	6	4	0	0	0	0	0	0	0	0	12
0	0	6	0	0	0	0	0	0	0	0	0	67
6	0	12	4	78	3	0	0	0	0	0	0	171
0	0	0	0	0	0	0	0	0	0	0	0	170
0	0	0	0	0	0	0	0	0	0	0	0	170
6	0	12	4	78	3	0	0	0	0	0	0	341
1	0	0	0	2	0	0	0	0	0	0	0	6
2	0	14	0	0	0	0	0	0	0	0	0	16
3	0	14	0	2	0	0	0	0	0	0	0	22
0	0	0	0	0	0	0	0	0	0	0	0	0
0	0	0	0	0	0	0	0	0	0	0	0	0
0	0	0	0	0	0	0	0	0	0	0	0	0
3	0	14	0	2	0	0	0	0	0	0	0	22
0	0	0	0	0	0	0	0	0	0	0	0	1
0	0	0	0	0	0	0	0	0	0	0	0	1
0	0	0	0	0	0	0	0	0	0	0	0	1
0	0	0	0	2	0	0	0	0	0	0	0	4
3	0	1	0	2	0	0	0	0	0	0	0	11
3	0	1	0	4	0	0	0	0	0	0	0	15
3	0	1	0	4	0	0	0	0	0	0	0	15
9	0	1	52	2	26	0	0	0	0	0	0	90
15	0	10	0	5	4	0	0	0	0	0	0	34
24	0	11	52	7	30	0	0	0	0	0	0	124
24	0	11	52	7	30	0	0	0	0	0	0	124
0	0	0	0	5	2	0	0	0	0	0	0	9



CASES TRANSFERRED OUT

--- CIVIL ---

CP	CT	SC	RCV	DR	RDR	MH	AD	ES	GU	TR	MI	TOTAL
1	0	0	0	0	0	0	0	0	0	0	2	3
0	0	0	0	3	1	0	0	0	0	0	0	5
1	0	3	0	0	0	0	0	0	0	0	0	4
2	0	3	0	8	3	0	0	0	0	0	2	21
0	0	0	0	0	0	0	0	0	0	0	0	0
0	0	0	0	0	0	0	0	0	0	0	0	0
2	0	3	0	8	3	0	0	0	0	0	2	21
0	0	0	0	1	0	0	0	0	0	0	0	4
0	0	0	0	0	0	0	0	0	0	0	0	0
0	0	0	0	1	0	0	0	0	0	0	0	4
0	0	0	0	0	0	0	0	0	0	0	0	4
0	0	0	0	0	0	0	0	0	0	0	0	4
0	0	0	0	1	0	0	0	0	0	0	0	8
2	0	0	0	0	2	0	0	0	0	0	0	4
3	0	1	0	0	0	0	0	0	0	0	0	4
5	0	1	0	0	2	0	0	0	0	0	0	8
0	0	0	0	0	0	0	0	0	0	0	0	0
5	0	1	0	0	2	0	0	0	0	0	0	8
0	0	0	0	4	2	0	0	0	0	0	0	6
0	0	4	0	0	0	0	0	0	0	0	0	4
0	0	4	0	4	2	0	0	0	0	0	0	10
0	0	4	0	4	2	0	0	0	0	0	0	10

CASES TRANSFERRED OUT

256

- - - CRIMINAL - - -

	CF	CM	RCR	MC	IF	OV	JC	JD	JS	JP	JM	RJ
TOTALS FOR SUPERIOR AND CIRCUIT COURTS	1,112	537	63	108	292	1	10	66	2	167	0	15
TOTALS FOR COUNTY AND MUNICIPAL COURTS	242	853	0	10	324	95	0	0	0	0	0	0
TOTALS FOR SMALL CLAIM COURTS	0	0	0	0	0	0	0	0	0	0	0	0
TOTALS FOR CITY AND TOWN COURTS	0	1,235	0	1	626	16	0	0	0	0	0	0
TOTALS FOR ALL COURTS	1,354	2,625	63	119	1,242	112	10	66	2	167	0	15



CASES TRANSFERRED OUT

257

- - - CIVIL - - -

CP	CT	SC	RCV	DR	RDR	MH	AD	ES	GU	TR	MI	TOTAL
688	61	266	161	887	432	36	46	92	53	3	14	5,112
135	0	94	125	0	0	1	0	0	0	0	0	1,879
0	0	364	0	0	0	0	0	0	0	0	1	365
22	0	0	0	0	0	0	0	0	0	0	0	1,900
845	61	724	286	887	432	37	46	92	53	3	15	9,256