



JUVENILE MISSOURI COURT STATISTICS REPORT

133064

1990

133064

Missouri Juvenile Court Statistics

1990

Division of Youth Services
Mark Steward, Director

133064

U.S. Department of Justice
National Institute of Justice

This document has been reproduced exactly as received from the person or organization originating it. Points of view or opinions stated in this document are those of the authors and do not necessarily represent the official position or policies of the National Institute of Justice.

Permission to reproduce this ~~copyright~~ material has been granted by

Missouri Department of
Social Services

to the National Criminal Justice Reference Service (NCJRS).

Further reproduction outside of the NCJRS system requires permission of the ~~copyright~~ owner.

Prepared by:
Research and Evaluation
Department of Social Services
Nancy J. Peterson, Research Analyst



JOHN ASHCROFT
GOVERNOR

MISSOURI
DEPARTMENT OF SOCIAL SERVICES
DIVISION OF YOUTH SERVICES

P.O. BOX 447
JEFFERSON CITY
65102-0447
(314) 751-3324

Dear Reader:

The Division of Youth Services is pleased to present the 1990 report of Missouri Juvenile Court Statistics. This is the forty-sixth annual juvenile court report. We hope the report will be useful to individuals and organizations with an interest in the juvenile justice system.

We would like to express our appreciation to the court personnel throughout the state for their cooperation in this project. Thanks are also due to the Research and Evaluation Section for collecting and assembling the data and writing the report.

Questions about the report should be directed to the Division of Youth Services or the Research and Evaluation Section, Department of Social Services.

Sincerely,

Mark D. Steward
Director

Table of Contents

| | |
|---|----|
| Introduction | 1 |
| Chapter One Juvenile Court Overview | 4 |
| Chapter Two Law Violation Referrals | 12 |
| Chapter Three Status Offense Referrals..... | 16 |
| Chapter Four Abuse/Neglect/Custody Referrals..... | 19 |
| Chapter Five Administrative Referrals..... | 22 |

Appendices

| | |
|--|----|
| Appendix A Total Juvenile Court Referral Outcomes by Circuit and County | 27 |
| Appendix B Law Violation Referral Outcomes by Circuit and County | 31 |
| Appendix C Status Offense Referral Outcomes by Circuit and County | 35 |
| Appendix D Abuse/Neglect/Custody Referral Outcomes by Circuit and County | 39 |
| Appendix E Administrative Referral Outcomes by Circuit and County | 42 |
| Appendix F Out-of-Home Placements by Circuit..... | 45 |
| Appendix G In-Home Placements by Circuit | 46 |
| Appendix H Missouri Statewide Juvenile Information System Form | 47 |

Graphs and Tables

| | | |
|----------|--|----|
| Graph 1 | Number of Children Referred by Sex and Race..... | 1 |
| Table 1 | Juvenile Court Statistics 1981-1990..... | 3 |
| Table 2 | Type of Referral by Source of Referral..... | 4 |
| Table 3 | Most Frequent Referral Reason - Males..... | 4 |
| Table 4 | Most Frequent Referral Reason - Females..... | 4 |
| Table 5 | Average Number of Referrals Per Juvenile by Circuit..... | 5 |
| Graph 2 | Outcomes of All Referrals | 7 |
| Graph 3 | Out-of-Home Placements - All Referrals | 8 |
| Graph 4 | In-Home Service Providers - All Referrals | 9 |
| Table 6 | Juveniles Certified to Adult Court by Race and Age | 9 |
| Table 7 | Pre-Hearing Placements by Type of Referral and Sex | 10 |
| Graph 5 | Type of Facility - Non-Secure Placements | 11 |
| Graph 6 | Operator of Facility - Non-Secure Placement..... | 11 |
| Graph 7 | Outcomes of Law Violation Referrals | 12 |
| Table 8 | Law Violation Allegations by Age | 13 |
| Table 9 | Most Frequent Law Violation Allegations - Males | 14 |
| Table 10 | Most Frequent Law violation Allegation - Females | 14 |
| Table 11 | Municipal Violations | 14 |
| Table 12 | Average Number of Prior Law Allegations by Violation | 15 |
| Graph 8 | Status Offense Referrals by Sex | 16 |
| Graph 9 | Outcomes of Status Offense Referrals..... | 17 |
| Table 13 | Out-of-Home Placements of Status Offense Referrals..... | 18 |
| Table 14 | Pre-Hearing Placements of Status Offense Referrals | 18 |
| Graph 10 | Abuse/Neglect/Custody Allegations | 19 |
| Graph 11 | Outcomes of Abuse/Neglect/Custody Referrals..... | 20 |
| Table 15 | Abuse/Neglect/Custody Referrals by Age Group | 21 |
| Graph 12 | Administrative Referrals..... | 22 |
| Graph 13 | Outcomes of Administrative Referrals..... | 23 |
| Table 16 | Pre-Hearing Placements of Administrative Referrals by Sex | 23 |

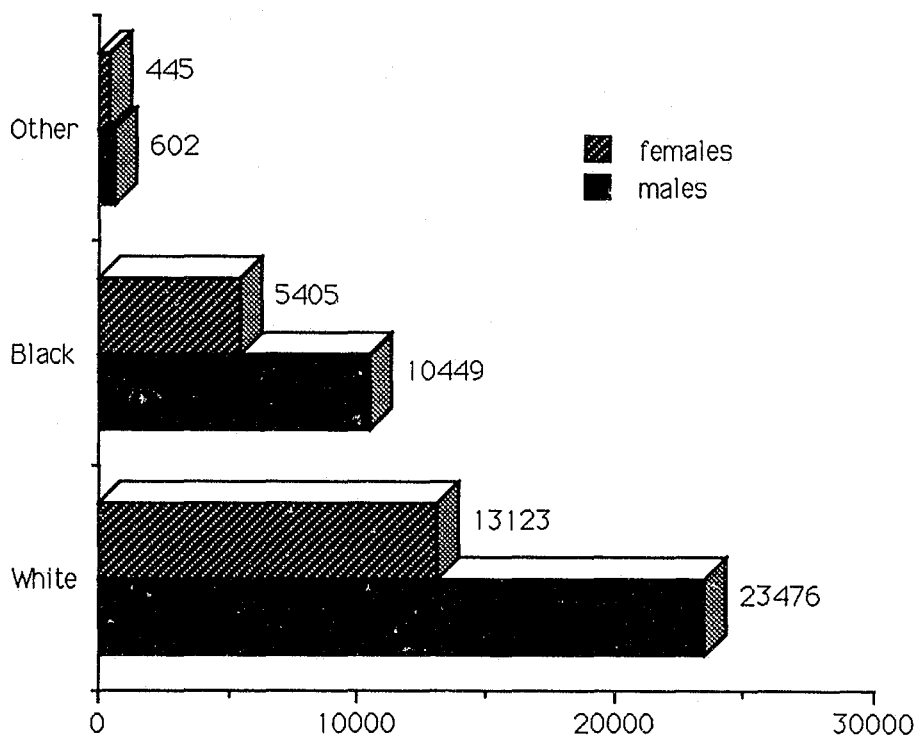
INTRODUCTION

The following report is the forty-sixth in a series of Juvenile Court Statistics and the 13th published under the auspices of the Division of Youth Services as mandated by Missouri Statute RSMo section 219.016.3. This report presents the summary statistics of the Juvenile Court System for calendar year 1990 in Missouri.

In 1990, 53,500 children were referred to one of the 44 juvenile courts in Missouri. These 53,500 children had a total of 77,800 referrals to court. The same child may be referred more than one time during the reporting year. Circuits are requested to maintain a separate identification number for each juvenile and use this same number each time the juvenile is referred.

Graph 1 shows the sex and race break down of all children referred. Males accounted for 65 percent of the youths referred; females for 35 percent. Whites were underrepresented in juvenile court by their proportion of the population. White youth accounted for 84 percent of Missouri's under 18 population, but only 68 percent of the juvenile court population. Likewise, blacks were overrepresented. Black youth accounted for only 13.6 percent of the state's juvenile population, but were nearly 30 percent of juvenile court youth.

Graph 1
Children Referred By Race and Sex



Most analyses in this report are at the level of referral. The numbers represent not individual children, but separate referrals to the court. A referral has been defined for reporting circuits as "any action involving a juvenile which results in a determination, finding or outcome and a written record maintained in the juvenile's name. Multiple allegations reported at the time of, or discovered in the course of, a referral shall be reported as additional violations and not as additional referrals."

These referrals break down into four broad categories - Law Violations, Status Offenses, Abuse/Neglect/Custody, and Administrative. **Law Violations** are any breaking of the Missouri Criminal Code. **Status Offenses** are those offenses that are only violations if committed by a juvenile. This includes such things as truancy and running away from home. The category of **Abuse/Neglect/Custody** reports Missouri children who were victims of abuse or neglect and children involved in custody disputes, transfers or terminations. The **Administrative** category includes several types of referrals. Many are Permanency Planning cases, where a referral is generated for each meeting regarding placement of children in foster care. Administrative referrals other than Permanency Planning range from probation violations to courtesy supervision.

Table 1 shows the break down of all referrals into these four categories, with a historical overview of the past ten years. Law Violation referrals were by far the largest category of referrals in 1990, representing 50 percent of all referrals to the system. Total referrals to the system were up only six percent over 1989. The Law Violation category increased by five percent. The Status offense category decreased by 22 cases. Abuse/Neglect/Custody referrals increased by seven percent over 1989. The Administrative category shows a 14 percent increase, although all of this increase is due to more circuits reporting Permanency Planning cases this year than last. If Permanency Planning is not included, the category shows a three percent decrease.

Each reporting category will be examined in detail in a separate chapter of this report. Chapter One presents analysis of the Juvenile Court System as a whole. Law Violation referrals are covered in Chapter Two, Status Offense referrals in Chapter Three. Abuse/Neglect/Custody referrals are discussed in Chapter Four and Administrative referrals in Chapter Five.

Table 1 Juvenile Court Statistics 1981-1990

| YEAR | ABUSE | ADMIN | LAW | STATUS | TOTAL |
|------|--------|--------|--------|--------|--------|
| 1981 | 6,820 | N/A | 21,464 | 14,879 | 44,487 |
| 1982 | 6,690 | N/A | 18,967 | 14,272 | 39,929 |
| 1983 | 9,725 | 4,735 | 26,255 | 8,863 | 49,578 |
| 1984 | 8,362 | 7,957 | 24,744 | 14,252 | 55,315 |
| 1985 | 9,053 | 6,796 | 31,968 | 11,668 | 59,215 |
| 1986 | 10,962 | 8,435 | 32,913 | 11,487 | 63,797 |
| 1987 | 9,383 | 8,995 | 33,786 | 12,220 | 64,384 |
| 1988 | 11,488 | 9,545 | 36,580 | 13,771 | 71,344 |
| 1989 | 12,138 | 10,682 | 37,185 | 13,728 | 73,733 |
| 1990 | 12,949 | 12,225 | 38,920 | 13,706 | 77,800 |

CHAPTER ONE - JUVENILE COURT OVERVIEW

Referrals to the juvenile court can come from many sources. Most law violation referrals came from law enforcement. A large proportion of Abuse/Neglect referrals were initiated by the Division of Family Services. Table 2 shows the source of all referrals broken down by referral type.

Table 2 Referral Source by Type of Referral

| | ABUSE | ADMIN | LAW | STATUS | TOTAL |
|-------------------------|-------|-------|-------|--------|-------|
| PERMANENCY PLANNING | 0 | 8913 | 0 | 0 | 8913 |
| LAW ENFORCEMENT | 1919 | 562 | 35016 | 6156 | 43653 |
| DIV. OF FAMILY SERVICES | 7082 | 460 | 128 | 398 | 8068 |
| SCHOOL | 236 | 76 | 470 | 3184 | 3966 |
| JUVENILE COURT | 1670 | 705 | 503 | 690 | 3568 |
| OTHER JUVENILE COURT | 105 | 177 | 1818 | 255 | 2355 |
| PARENT | 594 | 214 | 286 | 2630 | 3724 |
| OTHER RELATIVE | 209 | 7 | 17 | 102 | 335 |
| VICTIM OR SELF REFERRAL | 65 | 4 | 393 | 76 | 538 |
| PRIVATE SOCIAL AGENCY | 227 | 34 | 13 | 18 | 292 |
| PUBLIC SOCIAL AGENCY | 16 | 4 | 14 | 9 | 43 |
| DEPT. OF MENTAL HEALTH | 10 | 6 | 2 | 6 | 24 |
| OTHER | 816 | 1063 | 260 | 182 | 2321 |
| TOTAL | 12949 | 12225 | 38920 | 13706 | 77800 |

Boys and girls show different patterns of referrals to the juvenile system. Tables 3 and 4 illustrate how boys were much more likely to be referred for law violations. For girls, the three non-Law categories accounted for 70 percent of all referrals. These three categories for boys were only 40 percent of all referrals.

Table 3 Most Frequent Referral Reason- Males

| REASON | NUMBER | PERCENT |
|-----------------|--------|---------|
| STATUS OFFENSE | 7524 | 14.6 |
| STEALING | 7171 | 13.9 |
| ADMINISTRATIVE | 6850 | 13.3 |
| ABUSE/NEGLECT | 6255 | 12.1 |
| PROPERTY DAMAGE | 4360 | 8.5 |
| ASSAULT | 3972 | 7.7 |
| MUNICIPAL VIOL. | 3855 | 7.5 |
| TAMPERING | 2128 | 4.1 |
| BURGLARY | 2104 | 4.1 |
| LIQUOR | 1380 | 2.7 |

Table 4 Most Frequent Referral Reason- Females

| REASON | NUMBER | PERCENT |
|-------------------|--------|---------|
| ABUSE/NEGLECT | 6694 | 25.5 |
| STATUS OFFENSE | 6182 | 23.6 |
| ADMINISTRATIVE | 5375 | 20.5 |
| STEALING | 2162 | 8.3 |
| MUNICIPAL VIOL. | 1594 | 6.1 |
| ASSAULT | 1271 | 4.9 |
| PROPERTY DAMAGE | 641 | 2.4 |
| LIQUOR | 584 | 2.2 |
| PEACE DISTURBANCE | 359 | 1.4 |
| TRAFFIC OFFENSES | 233 | 0.9 |

Table 5 reflects the number of referrals per juvenile during this reporting year. The largest number of referrals for any one juvenile was 28. Most circuits were very near the average of 1.45 referrals per juvenile, although circuits 4, 33 and 41 were approaching two referrals for each juvenile reported.

Table 5 Average Referrals Per Juvenile By Circuit

| Circuit | Referrals | Juveniles | Maximum | Average |
|-------------|-----------|-----------|---------|---------|
| Circuit #1 | 351 | 258 | 6 | 1.36 |
| Circuit #2 | 468 | 332 | 7 | 1.41 |
| Circuit #3 | 249 | 212 | 4 | 1.17 |
| Circuit #4 | 824 | 421 | 19 | 1.96 |
| Circuit #5 | 1541 | 1066 | 9 | 1.45 |
| Circuit #6 | 517 | 398 | 5 | 1.30 |
| Circuit #7 | 1180 | 930 | 9 | 1.27 |
| Circuit #8 | 464 | 345 | 6 | 1.34 |
| Circuit #9 | 329 | 198 | 7 | 1.66 |
| Circuit #10 | 1008 | 600 | 13 | 1.68 |
| Circuit #11 | 2949 | 1906 | 14 | 1.55 |
| Circuit #12 | 1090 | 686 | 9 | 1.59 |
| Circuit #13 | 2334 | 1749 | 8 | 1.33 |
| Circuit #14 | 399 | 361 | 4 | 1.11 |
| Circuit #15 | 894 | 569 | 8 | 1.57 |
| Circuit #16 | 9346 | 6112 | 13 | 1.53 |
| Circuit #17 | 1130 | 815 | 9 | 1.39 |
| Circuit #18 | 699 | 526 | 7 | 1.33 |
| Circuit #19 | 1193 | 703 | 13 | 1.70 |
| Circuit #20 | 1079 | 735 | 10 | 1.47 |
| Circuit #21 | 15534 | 10492 | 20 | 1.48 |
| Circuit #22 | 12658 | 7870 | 14 | 1.61 |
| Circuit #23 | 1467 | 1333 | 5 | 1.10 |
| Circuit #24 | 2199 | 1493 | 12 | 1.47 |
| Circuit #25 | 1263 | 950 | 7 | 1.33 |
| Circuit #26 | 780 | 606 | 6 | 1.29 |
| Circuit #27 | 806 | 565 | 7 | 1.43 |
| Circuit #28 | 401 | 400 | 2 | 1.00 |
| Circuit #29 | 1007 | 859 | 5 | 1.17 |
| Circuit #30 | 532 | 492 | 3 | 1.08 |
| Circuit #31 | 2706 | 1944 | 6 | 1.39 |
| Circuit #32 | 1289 | 825 | 14 | 1.56 |
| Circuit #33 | 1662 | 900 | 12 | 1.85 |
| Circuit #34 | 859 | 681 | 7 | 1.26 |
| Circuit #35 | 1009 | 908 | 7 | 1.11 |
| Circuit #36 | 374 | 316 | 5 | 1.18 |
| Circuit #37 | 541 | 459 | 4 | 1.18 |
| Circuit #38 | 654 | 486 | 5 | 1.35 |
| Circuit #39 | 662 | 583 | 4 | 1.14 |
| Circuit #40 | 763 | 592 | 5 | 1.29 |
| Circuit #41 | 618 | 320 | 28 | 1.93 |
| Circuit #42 | 556 | 475 | 6 | 1.17 |
| Circuit #43 | 900 | 690 | 6 | 1.30 |
| Circuit #44 | 516 | 339 | 5 | 1.52 |
| Total | 77800 | 53500 | 28 | 1.45 |

The definition of a referral included the words "action resulting in a determination or outcome." The possible determinations or outcomes fall into two categories: those which were handled **formally** with petition to the court and those which were adjusted **informally**. The formal dispositions that can occur are:

True Out-of-Home The allegation is found true and the youth is placed out of home. Placement may range from a relative or foster home to commitment to Division of Youth Services.

True In-home The allegation is found true and the youth receives services in his/her own home.

True No services The allegation is found true, but no services are provided.

Not True The allegation is found not true.

Motion to Dismiss The court sustains a motion to dismiss and the case is closed.

Dismiss for Certification The court sustains a motion to dismiss, and the case is transferred to adult court.

The informal dispositions that can occur are:

Adjust without Supervision Involves no more than one face-to-face contact with the juvenile and results in the giving of advice, counsel or a verbal warning.

Adjust with Supervision Involves supervision by either verbal or written agreement and/or restitution or community service.

Adjust - No action No action is taken by the juvenile office other than the collection of information.

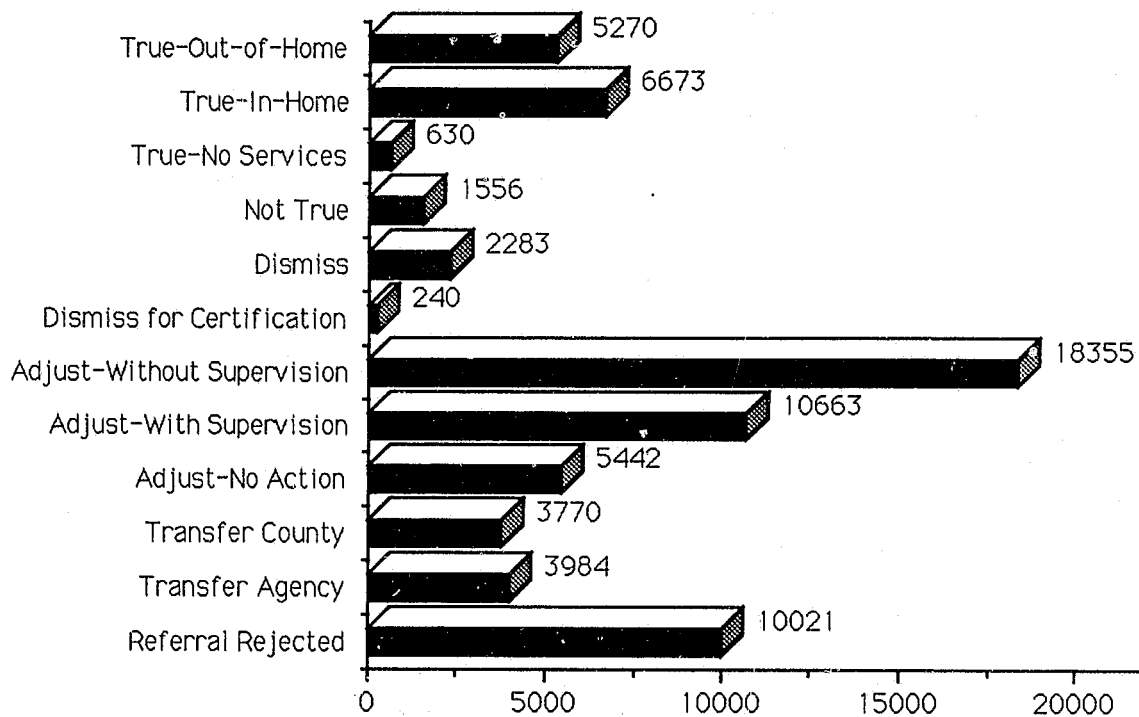
Transfer to Other Juvenile Court Jurisdiction over the youth is transferred to another juvenile court.

Transfer to Other Agency The youth's case (records, files, etc.) is turned over to another agency.

Referral Rejected No reason is found to sustain the referral.

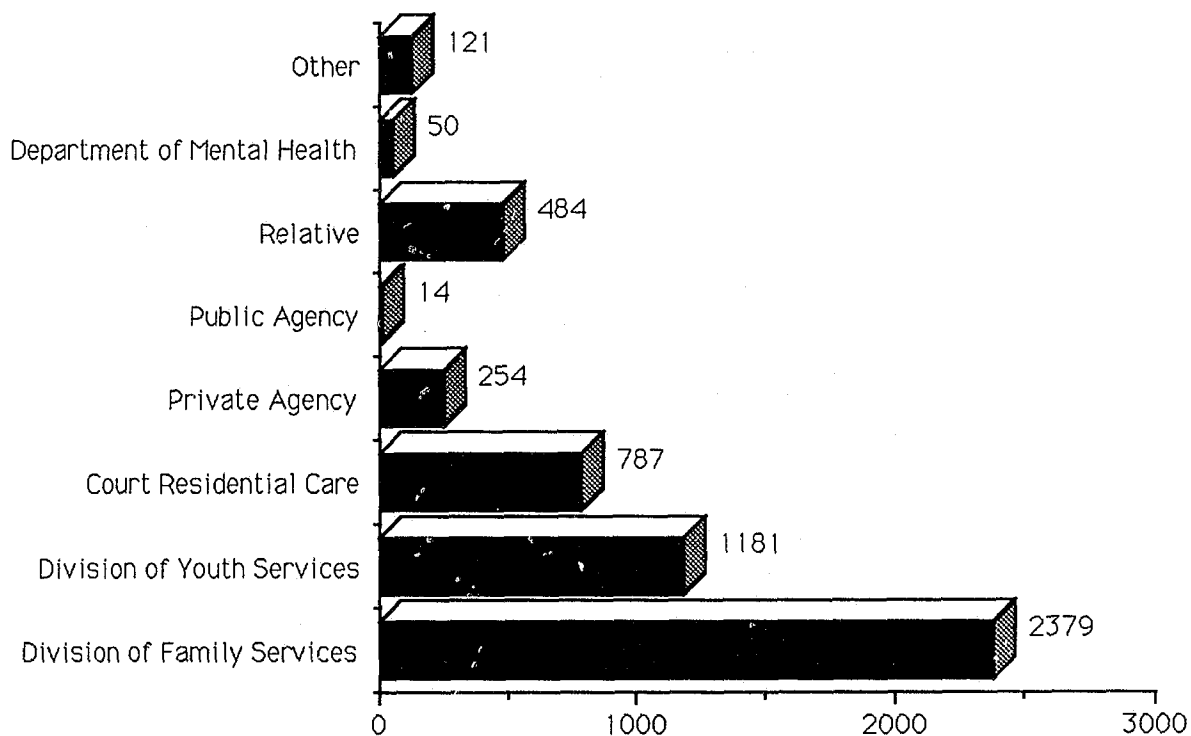
Findings for 1990 referrals are shown in Graph 2. All referrals are included except for Permanency Planning cases, which do not have an outcome. More than three-quarters (75.8%) of referrals were informally disposed. The largest single category of outcomes was informal adjustment without supervision, accounting for over one-fourth of total referrals. Only 24.2 percent of all referrals were formally adjudicated by a court. A formal adjudication is necessary to place a child out-of-home or to transfer a youth to adult court.

Graph 2
Outcomes of All Referrals



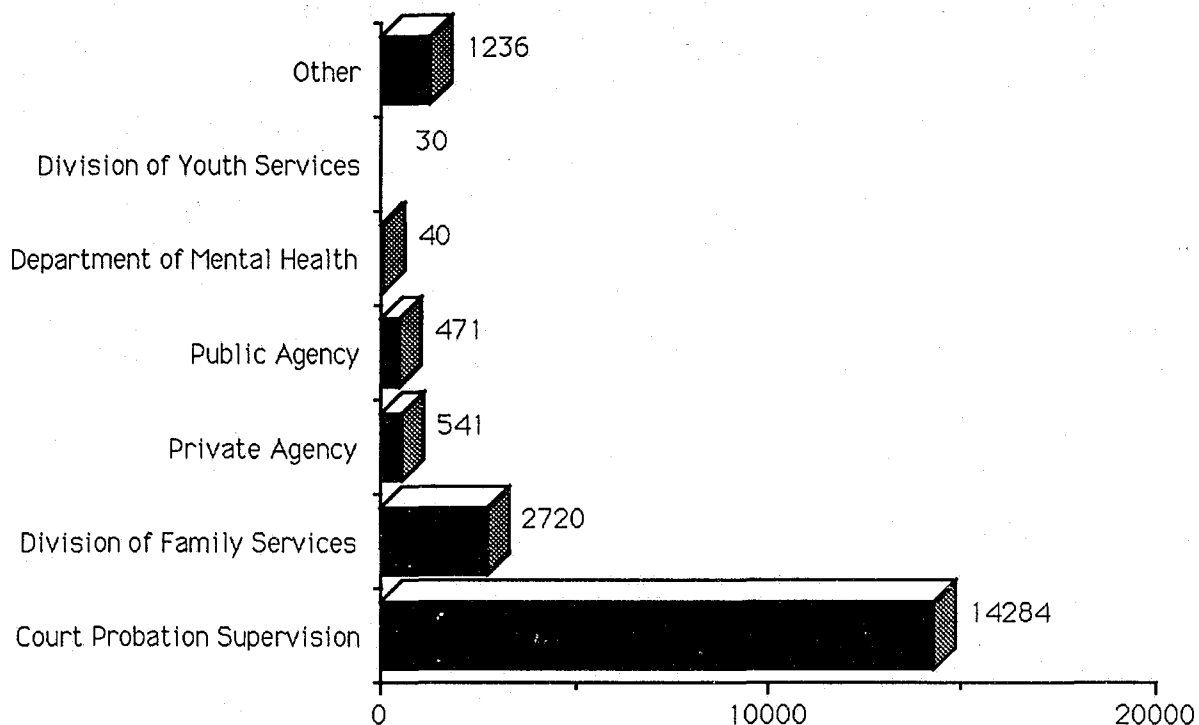
A total of 5,270 referrals received out-of-home placements in 1990. Abuse/Neglect/Custody referrals accounted for nearly half of out-of-home placements. Almost half of out-of-home placements were to Division of Family Services. Another 20 percent of the placements were to Division of Youth Services. The other 30 percent of the placements were divided among other public and private agencies, court residential care and placement with a relative. Graph 3 details where children were placed.

Graph 3
Out-of-Home Placements
All Referrals



In-home services were provided for 17,336 referrals. More than one provider of services can be listed on each referral, and a total of 19,322 service providers were reported. In-home services can be either ordered by the court or provided informally by court personnel. A break down of in-home service providers is outlined in Graph 4. Nearly three-fourths (74 %) of in-home services were provided directly by the Juvenile Court System. Another 12 percent of services were provided by the Division of Family Services.

Graph 4
In-Home Services - All Referrals



There were 240 referrals dismissed to allow certification to Adult Court. Because of the way referrals are processed, these 240 referrals represent only 165 individuals. Juveniles certified to adult court were overwhelmingly male. Only two females were certified in 1990. Table 6 shows the 165 juveniles by age and race.

**Table 6 Juveniles Certified to Adult Court
By Race and Age**

| | WHITE | BLACK | OTHER | TOTAL |
|---------------|-------|-------|-------|-------|
| AGE 14 | 1 | 1 | 0 | 2 |
| AGE 15 | 5 | 26 | 1 | 32 |
| AGE 16 | 42 | 77 | 0 | 119 |
| AGE 17 & OVER | 8 | 4 | 0 | 12 |
| Total | 56 | 108 | 1 | 165 |

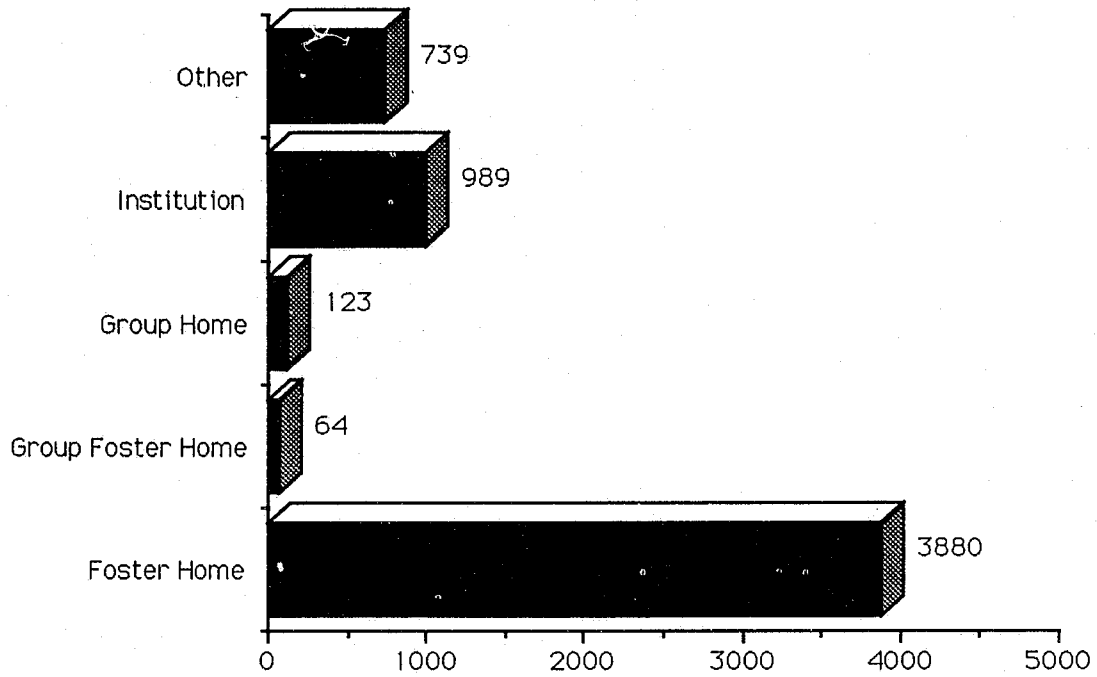
At the time of a referral, a juvenile may be held awaiting a determination. Two types of facilities are used for such placement; secure and non-secure. In 1990, 13,189 cases or 17 percent of all referrals were held prior to hearing. Of those held, 57 percent were held in secure detention, 44 percent in non-secure placement. These numbers add to more than 100 percent because 148 juveniles were held in both secure and non-secure placement before a hearing. Those held in secure detention were most likely male law violators. Those held in non-secure facilities were most likely Abuse/Neglect victims; about evenly divided between males and females. A break down by category of referral and sex is provided in Table 7.

Table 7 Pre-Hearing Placements by Type of Referral and Sex

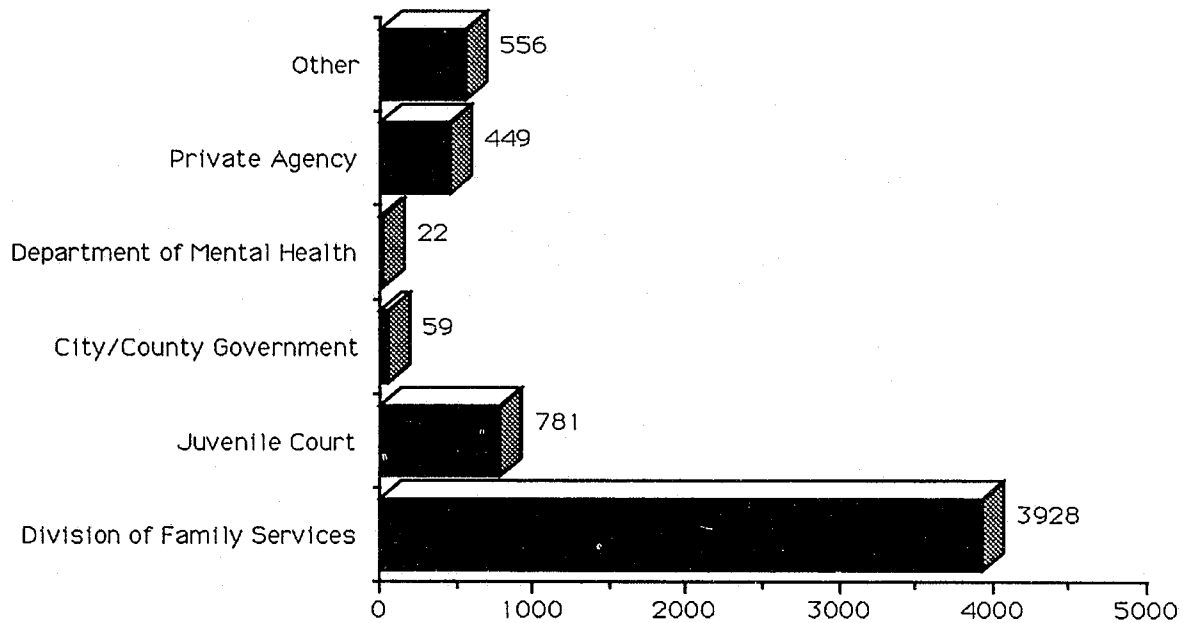
| | Abuse | Admin | Law | Status | Total |
|-------------------|-------------|------------|-------------|-------------|--------------|
| SECURE | | | | | |
| BOYS | 83 | 330 | 5214 | 435 | 6062 |
| GIRLS | 21 | 145 | 749 | 417 | 1332 |
| SUBTOTAL | 104 | 475 | 5963 | 852 | 7394 |
| NON-SECURE | | | | | |
| BOYS | 2238 | 64 | 234 | 234 | 2770 |
| GIRLS | 2419 | 64 | 71 | 323 | 2877 |
| SUBTOTAL | 4657 | 128 | 305 | 557 | 5647 |
| BOTH | | | | | |
| BOYS | 4 | 9 | 43 | 36 | 92 |
| GIRLS | 4 | 2 | 18 | 32 | 56 |
| SUBTOTAL | 8 | 11 | 61 | 68 | 148 |
| TOTAL | 4769 | 614 | 6329 | 1477 | 13189 |

For those held in non-secure facilities, there are several types of facilities in which they may be held. The largest number of children (67%) were held in Foster Homes while awaiting a hearing or determination of outcome. Graph 5 shows how many juveniles were held in each type of facility. Graph 6 shows who operated these facilities.

Graph 5
Type of Facility
Non-Secure Placements



Graph 6
Operator of Facility
Non-Secure Placements

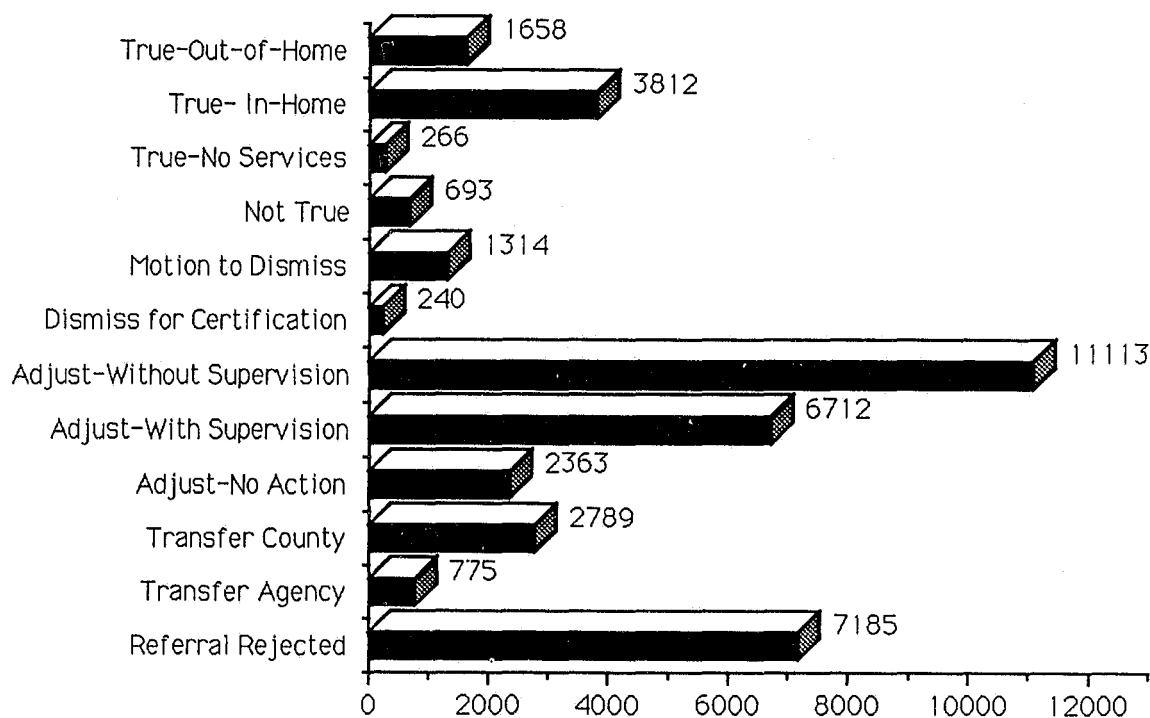


CHAPTER TWO LAW VIOLATION REFERRALS

Law violation referrals comprised over 50 percent of all referrals to the juvenile court system. The ratio of males to females in this category was heavily skewed toward males, who accounted for fully 80 percent of all the law violation referrals. Males were the majority of offenders in every category of violation. Law violation referrals represent a single delinquent act even though several offenses may have been committed at the same time by the child referred. The most serious violation which resulted in a determination is recorded as the reason for referral. For example, if a youth stole a car while running away from home, the major allegation would be auto theft, not the status offense of running away from home.

Graph 7 presents the outcomes of all law referrals. Only 15 percent were found true formally. By comparison, 18 percent were rejected. Most cases were informally disposed, either with or without supervision provided by the court.

Graph 7
Outcomes of Law Violation Referrals



Most law offenders (56 %) were 15 years old or more. The very youngest offenders, those in the 0 to 8 age group, were most likely referred for property damage or stealing. Property damage, stealing and assault were the most common referral offenses for the 9 to 14 year age groups. Table 8 shows specific allegations by age.

Table 8 Law Violation Allegations By Age

| <u>VIOLATION</u> | <u>0 TO 8</u> | <u>9 TO 14</u> | <u>15+</u> | <u>TOTAL</u> |
|---------------------|---------------|----------------|------------|--------------|
| ARSON | 37 | 178 | 81 | 296 |
| ASSAULT | 119 | 2528 | 2596 | 5243 |
| BOAT OPER.-NEG. | 0 | 2 | 10 | 12 |
| BURGLARY | 49 | 1083 | 1166 | 2298 |
| CONSERVATION | 0 | 25 | 66 | 91 |
| DISTURB THE PEACE | 40 | 641 | 623 | 1304 |
| DRUGS | 0 | 246 | 707 | 953 |
| FAMILY OFFENSES | 0 | 5 | 20 | 25 |
| FORGERY | 0 | 43 | 115 | 158 |
| FLIGHT/ESCAPE | 0 | 33 | 99 | 132 |
| FRAUD | 1 | 34 | 98 | 133 |
| GAMBLING | 0 | 0 | 7 | 7 |
| HOMICIDE | 0 | 11 | 45 | 56 |
| HEALTH/SAFETY | 0 | 32 | 59 | 91 |
| KIDNAPPING | 0 | 6 | 11 | 17 |
| LIQUOR | 1 | 303 | 1660 | 1964 |
| MUNICIPAL | 16 | 1610 | 3823 | 5449 |
| OBSTR. JUD. PROCESS | 1 | 71 | 143 | 215 |
| OBSTRUCTING POLICE | 7 | 102 | 172 | 281 |
| OBSCENITY | 1 | 11 | 4 | 16 |
| PUBLIC ORDER | 1 | 3 | 5 | 9 |
| STATE PARK | 0 | 0 | 1 | 1 |
| PROPERTY DAMAGE | 229 | 2498 | 2274 | 5001 |
| PROSTITUTION | 0 | 0 | 13 | 13 |
| ROBBERY | 0 | 167 | 292 | 459 |
| STEALING | 146 | 4556 | 4631 | 9333 |
| STOLEN PROPERTY | 4 | 190 | 247 | 441 |
| SEXUAL OFFENSES | 11 | 192 | 158 | 361 |
| TAMPERING | 14 | 861 | 1485 | 2360 |
| TRAFFIC OFFENSES | 1 | 318 | 705 | 1024 |
| WEAPONS | 14 | 266 | 460 | 740 |
| TOTAL | 708 | 16248 | 21964 | 38920 |

The lists of most common referrals for males and females are similar. The same ten allegations appear in both lists, in slightly altered order, in Tables 9 and 10.

**Table 9 Most Frequent Law Violations
Males**

| OFFENSE | NUMBER | PERCENT |
|-------------------|--------|---------|
| STEALING | 7171 | 23.2 |
| PROPERTY DAMAGE | 4360 | 14.1 |
| ASSAULT | 3972 | 12.8 |
| MUNICIPAL VIOL. | 3855 | 12.4 |
| TAMPERING | 2128 | 6.9 |
| BURGLARY | 2104 | 6.8 |
| LIQUOR | 1380 | 4.5 |
| PEACE DISTURBANCE | 945 | 3.1 |
| DRUGS | 829 | 2.7 |
| TRAFFIC OFFENSES | 791 | 2.6 |

**Table 10 Most Frequent Law Violations
Females**

| OFFENSE | NUMBER | PERCENT |
|-------------------|--------|---------|
| STEALING | 2162 | 27.2 |
| MUNICIPAL VIOL. | 1594 | 20 |
| ASSAULT | 1271 | 16 |
| PROPERTY DAMAGE | 641 | 8.1 |
| LIQUOR | 584 | 7.3 |
| PEACE DISTURBANCE | 359 | 4.5 |
| TRAFFIC OFFENSES | 233 | 2.9 |
| TAMPERING | 232 | 2.9 |
| BURGLARY | 194 | 2.4 |
| DRUGS | 124 | 1.6 |

Municipal violations are broken down into the specific allegations in Table 11. The overwhelming majority of referrals in this category were for curfew violations.

Table 11 Municipal Violations

| VIOLATION | NUMBER | PERCENT |
|--------------------------|--------|---------|
| CURFEW | 4670 | 85.7 |
| ANIMAL LAW | 12 | 0.2 |
| CARRY GUN/UNLOCKED | 2 | 0 |
| ILLEGAL USE OF WATER | 1 | 0 |
| FALSE ALARM | 2 | 0 |
| PEDESTRIAN VIOL. | 3 | 0.1 |
| BICYCLE VIOL. | 11 | 0.2 |
| POSSESS/DISCHARGE WEAPON | 19 | 0.3 |
| SOLICIT W/O PERMISSION | 1 | 0 |
| LIQUOR VIOL. | 2 | 0 |
| TRAFFIC | 17 | 0.3 |
| MUNICIPAL-OTHER | 709 | 13 |
| TOTAL | 5449 | 100 |

The numbers of alleged prior violations vary greatly depending on the specific major allegation for the current referral. In general, the juveniles referred for the more serious allegations were likely to have a higher number of prior alleged violations. For example, those referred for homicide had an average of 4.4 prior law allegations, while those referred for traffic violations had an average of less than one prior. Table 12 shows the average number of prior law allegations for all types of law violations.

Table 12 Average Prior Law Allegations By Violation

| <u>VIOLATION</u> | <u>NUMBER OF CASES</u> | <u>AVERAGE PRIORS</u> |
|------------------------|------------------------|-----------------------|
| ARSON | 296 | 1.05 |
| ASSAULT | 5243 | 1.91 |
| BOAT OPERATION | 12 | 0.08 |
| BURGLARY | 2298 | 2.74 |
| CONSERVATION | 91 | 0.25 |
| DISTURB PEACE | 1304 | 1.40 |
| DRUGS | 953 | 2.73 |
| FAMILY OFFENSES | 25 | 1.72 |
| FORGERY | 158 | 1.34 |
| FLIGHT/ESCAPE | 132 | 4.34 |
| FRAUD | 133 | 1.29 |
| GAMBLING | 7 | 4.43 |
| HOMICIDE | 56 | 4.38 |
| HEALTH/SAFETY | 91 | 1.30 |
| KIDNAPPING | 17 | 3.82 |
| LIQUOR | 1964 | 0.94 |
| MUNICIPAL | 5449 | 1.47 |
| OBSTRUCTING JUD. PROC. | 215 | 5.41 |
| OBSTRUCTING POLICE | 281 | 2.36 |
| OBSCENITY | 16 | 0.88 |
| PUBLIC ORDER | 9 | 1.11 |
| STATE PARK | 1 | 3.00 |
| PROPERTY DAMAGE | 5001 | 1.33 |
| PROSTITUTION | 13 | 1.85 |
| ROBBERY | 459 | 3.23 |
| STEALING | 9333 | 1.51 |
| STOLEN PROPERTY | 441 | 2.02 |
| SEXUAL OFFENSES | 437 | 1.37 |
| SEXUAL ASSAULT | 361 | 1.96 |
| TAMPERING | 2360 | 3.14 |
| TRAFFIC OFFENSES | 1024 | 0.99 |
| WEAPONS | 740 | 2.70 |

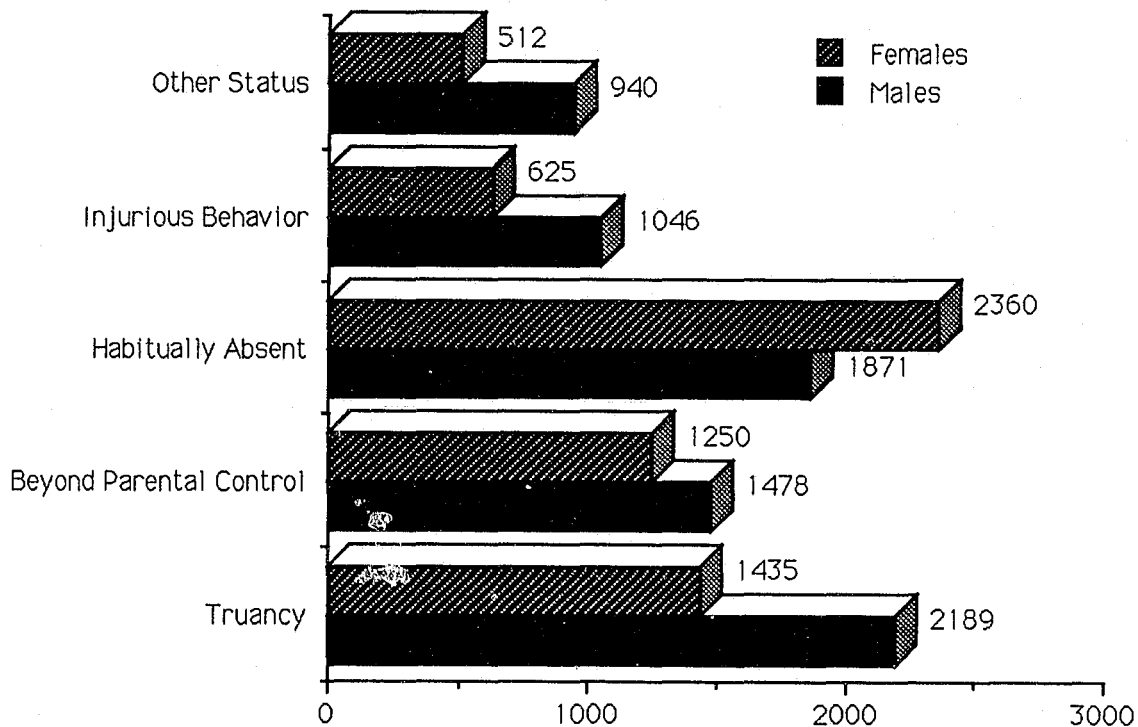
CHAPTER THREE STATUS OFFENSE REFERRALS

Status offense referrals represent 18 percent of all the referrals to the juvenile system. These are referrals for offenses which would not be considered a law violation if committed by an adult. The category encompasses 5 broad categories:

- Truancy**
- Beyond Parental Control**
- Habitually Absent from Home**
- Behavior Injurious to Self or Others**
- Other Status Offenses**

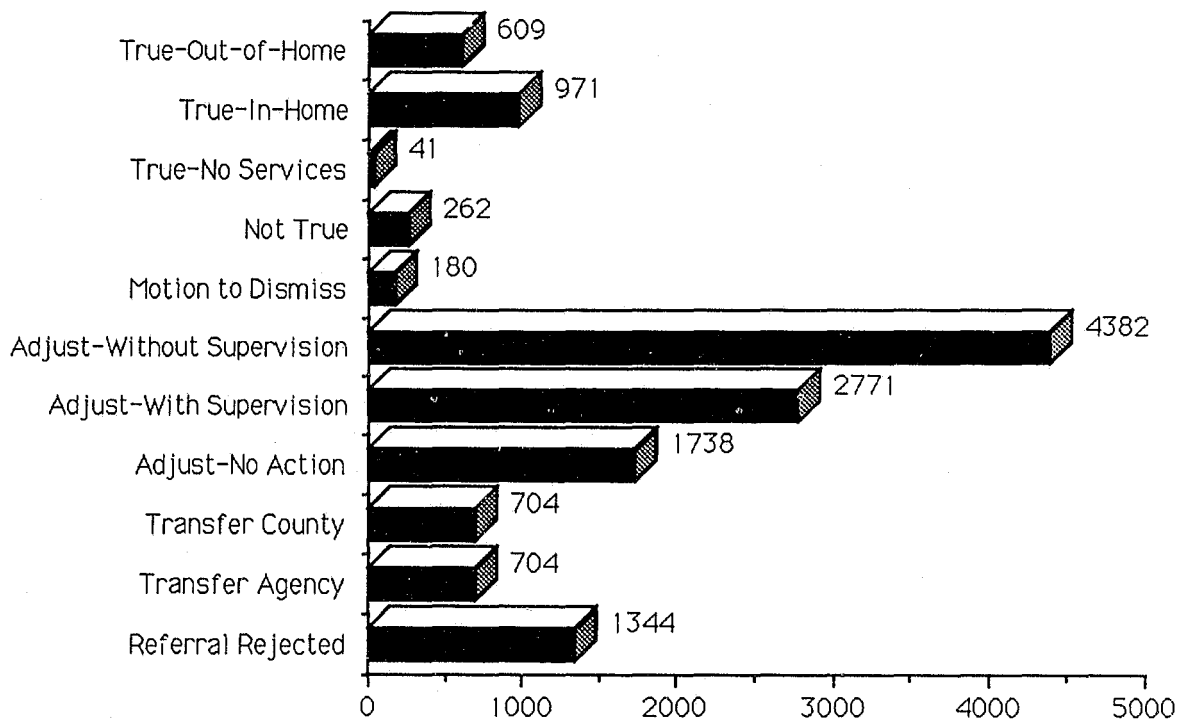
The largest category was for absent from home (31%), followed closely by truancy, which accounted for another 26 percent. Graph 8 depicts the referrals by offense category for boys and girls. Boys were a larger proportion than girls in each offense category except habitually absent from home.

Graph 8
Status Offense Referrals
By Sex



Most status offense referrals were handled informally. Fully 30 percent of status offense referrals had an outcome of informal adjustment without supervision. Only 15 percent of status offense referrals were petitioned to court. Those that were handled formally usually received an outcome of in-home services provided by juvenile court personnel. Graph 9 shows all status offense referral outcomes.

Graph 9
Outcomes of Status Offense Referrals



Over 600 juveniles (4.4% of total status referrals) were placed out of home. Table 13 shows where juveniles were placed for which types of status offenses. Most were either transferred to Division of Family Services (33.7%) or were directly served in Court Residential Care (31.7%) by the individual circuit.

Table 13 Out-of-Home Placements of Status Offense Referrals

| PLACEMENT | TRUANCY | BPC | ABSENT | INJ. BEH. | OTHER | TOTAL |
|------------------------|---------|-----|--------|-----------|-------|-------|
| COURT RESIDENTIAL CARE | 36 | 15 | 81 | 27 | 34 | 193 |
| DIV. FAMILY SERVICES | 29 | 73 | 54 | 39 | 10 | 205 |
| DIV. YOUTH SERVICES | 20 | 12 | 34 | 21 | 9 | 96 |
| DEPT. MENTAL HEALTH | 0 | 6 | 1 | 12 | 0 | 19 |
| RELATIVE | 9 | 9 | 4 | 3 | 0 | 25 |
| PRIVATE AGENCY | 22 | 19 | 9 | 4 | 1 | 55 |
| PUBLIC AGENCY | 0 | 1 | 2 | 0 | 0 | 3 |
| OTHER | 2 | 1 | 4 | 4 | 2 | 13 |

The rate of pre-hearing placement is quite low for status offense referrals. Only 11 percent were held in pre-hearing placement. Of those who were held, 920 (62%) were held in secure detention. Runaways were the status offenders most likely to have been held in pre-hearing placement. Table 14 shows which offenders were detained by category of offense.

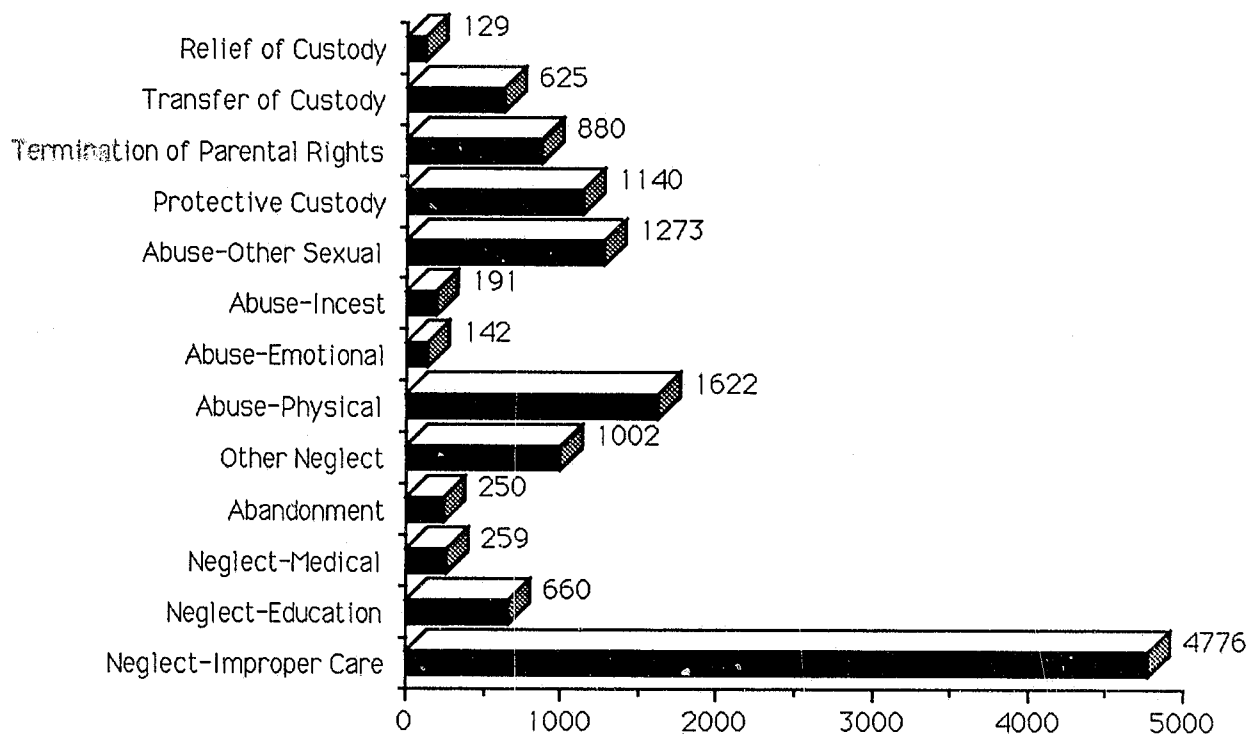
Table 14 Pre-Hearing Placements of Status Offense Referrals

| OFFENSE | NON-SECURE | SECURE | TOTAL |
|-------------------------|------------|--------|-------|
| TRUANCY | 33 | 40 | 73 |
| BEYOND PARENTAL CONTROL | 155 | 124 | 279 |
| HABITUALLY ABSENT | 198 | 502 | 700 |
| INJURIOUS BEHAVIOR | 82 | 94 | 176 |
| OTHER | 89 | 160 | 249 |
| TOTAL | 557 | 920 | 1477 |

CHAPTER FOUR ABUSE/NEGLECT/CUSTODY REFERRALS

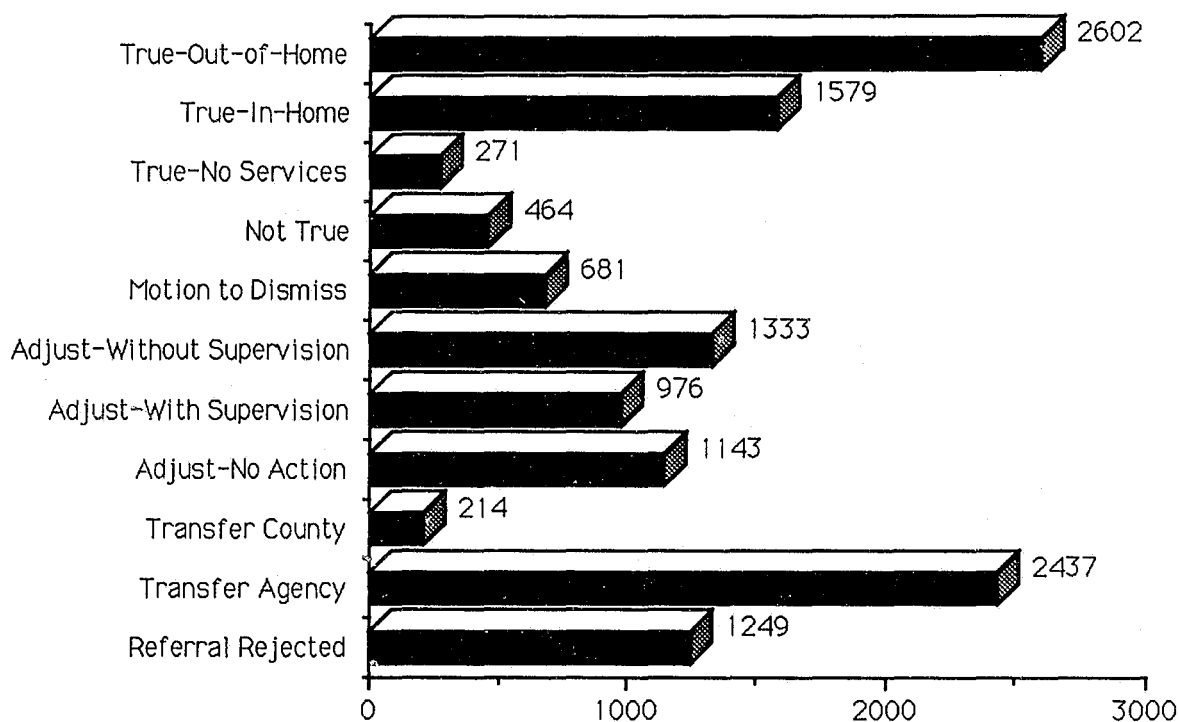
The abuse/neglect/custody category encompasses a wide range of referrals. Children are referred as victims of abuse or neglect or when involved in custody disputes, transfers or terminations of parental rights. Over one-half (53.6%) of all referrals in this category were for the various types of neglect. The remaining referrals were about evenly divided between abuse cases and custody cases. A break down of all the allegations is found in Graph 10. More children were referred as victims of improper care or supervision than any other allegation.

Graph 10
Abuse/Neglect/Custody Allegations



Abuse/Neglect/Custody referrals were the most likely to be handled formally by the court. Petition was made to court in 43 percent of referrals. Another 18 percent were transferred directly to Division of Family Services or another agency without petition. By contrast, less than 20 percent of law violation referrals and only 15 percent of status offense referrals were handled formally. Graph 11 shows the distribution of outcomes for this category.

Graph 11
Outcomes of Abuse/Neglect/Custody Referrals



Of the 2,602 cases with an out-of-home placement outcome, 75 percent were placed to Division of Family Services. Of those with an outcome of transfer to other agency, 95 percent were transferred to DFS. This amounts to a total of 4,259 cases, or 33 percent of all referrals in this category being referred to DFS at some point.

The types of referrals vary greatly by age. Younger children were more likely to be referred for all types of allegations. Almost one-third of abuse cases and nearly one-half of neglect and custody cases were for children in the very youngest age group (0-5 years). Table 15 shows types of referrals by age group of the victim.

Table 15 Abuse/Neglect/Custody Referrals By Age Group

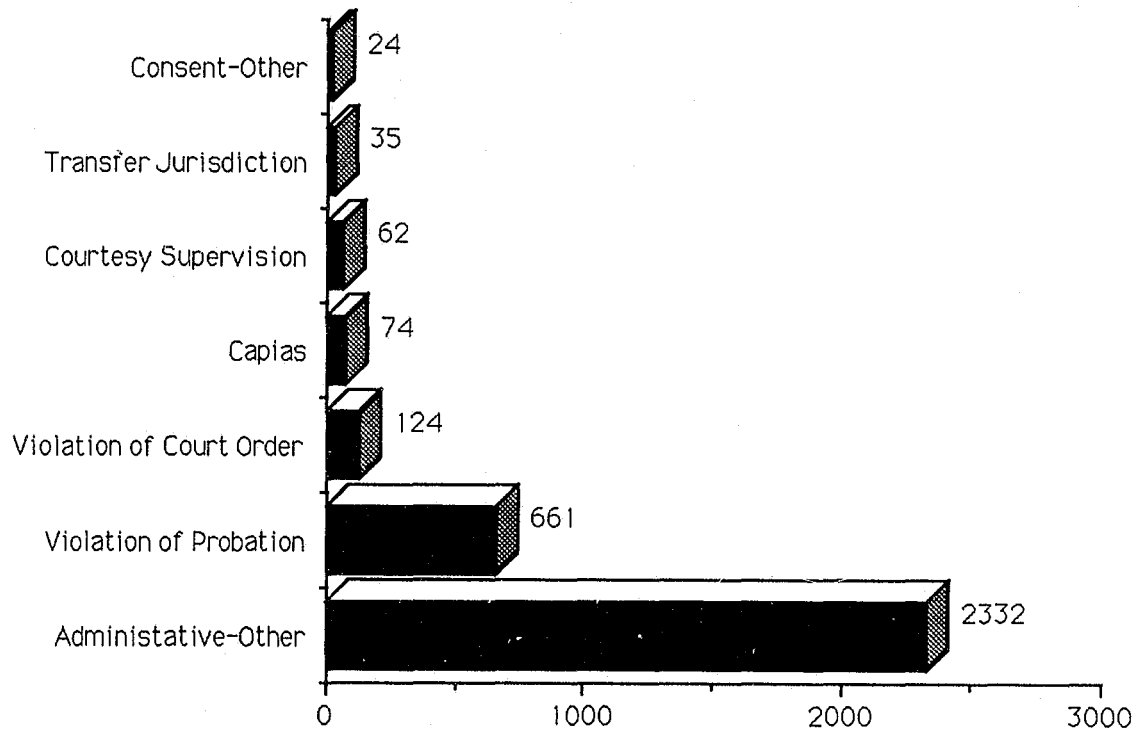
| AGE GROUP | ABUSE | NEGLECT | CUSTODY | TOTAL |
|-------------|-------|---------|---------|-------|
| 0 TO 5 | 975 | 3156 | 1359 | 5490 |
| 6 TO 8 | 578 | 1207 | 365 | 2150 |
| 9 TO 11 | 550 | 1122 | 317 | 1989 |
| 12 TO 14 | 689 | 949 | 312 | 1950 |
| 15 TO 16 | 386 | 447 | 328 | 1161 |
| 17 AND OVER | 43 | 51 | 85 | 179 |
| AGE UNKNOWN | 7 | 15 | 8 | 30 |
| TOTAL | 3228 | 6947 | 2774 | 12949 |

CHAPTER FIVE ADMINISTRATIVE REFERRALS

The administrative category of referrals consists largely of Permanency Planning Dispositional Review hearings and Review Team meetings. These are meetings conducted by Division of Family Services regarding placement of children in foster care, adoption placements, and reviews of the appropriateness of a child remaining in long-term care or returning home. Permanency Planning cases accounted for 73 percent of all administrative referrals. There were 4,522 review hearings reported and 4,391 review team meetings reported for 1990. Permanency Planning cases increased by 23 percent from 1989 to 1990, but all of the increase is likely because more counties reported them in 1990. In 1990, 95 counties reported and in 1989, 86 counties reported.

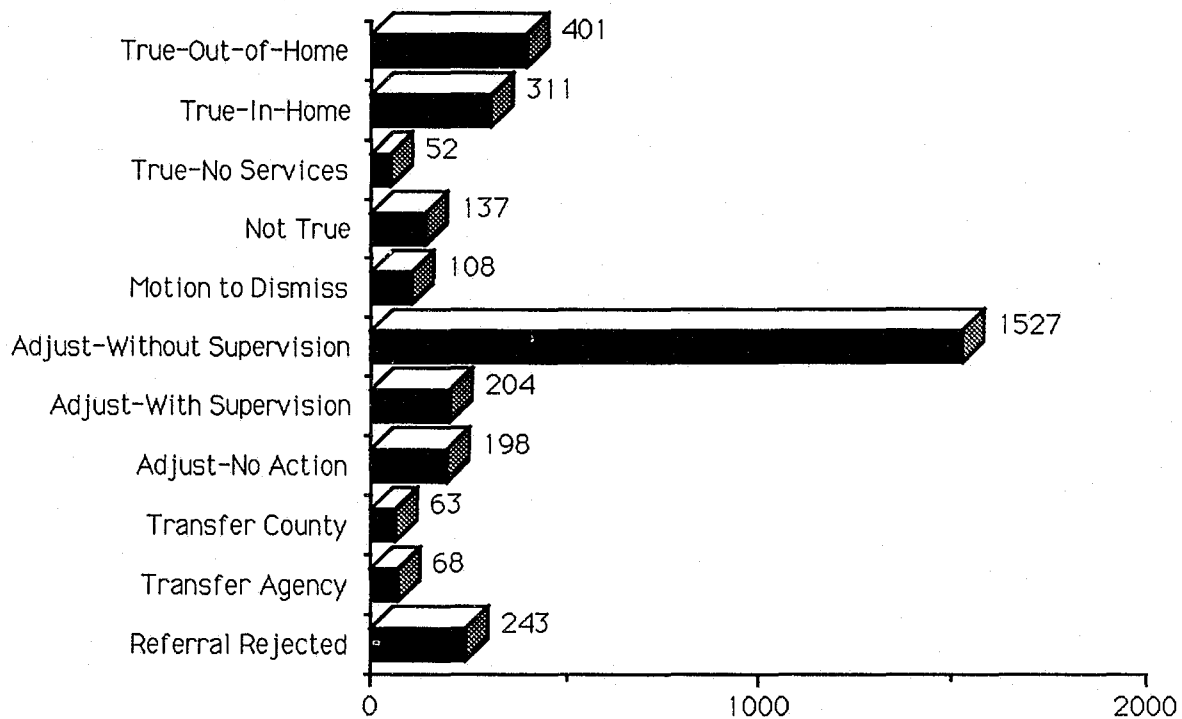
Graph 12 shows all referrals other than Permanency Planning. The catch-all category of Administrative-Other was by far the largest category, with 70 percent of referrals. Violations of Probation accounted for another 20 percent.

Graph 12
Administrative Referrals



Nearly 70 percent of Administrative referrals received an informal disposition. Almost half (46%) of the total were informally adjusted without supervision. Graph 13 shows the distribution of outcomes for this category.

Graph 13
Outcomes of Administrative Referrals



Almost 20 percent of Administrative referrals received pre-hearing placement. Most of these (77%) were held in secure detention. Table 16 shows pre-hearing placements by sex.

Table 16 Pre-Hearing Placement of Administrative Referrals

| <u>TYPE OF PLACEMENT</u> | <u>MALE</u> | <u>FEMALE</u> | <u>TOTAL</u> |
|--------------------------|-------------|---------------|--------------|
| NOT DETAINED | 1945 | 753 | 2698 |
| NON-SECURE | 64 | 64 | 128 |
| SECURE | 339 | 147 | 486 |
| TOTAL | 2348 | 964 | 3312 |

APPENDICES

**Appendix A: Total Juvenile Court Referral Outcomes
by Circuit and County**

| | | Perma- nency Plan- ning | True / Out of Home Ser- vices | True / In Home Ser- vices | True / No Ser- vices | Not True | Dis- miss | Dis- miss for Cer- tifi- cation | Adjust W/Out Super- vision | Adjust W/ Super- vision | Adjust No Action | Trans- fer Other Court | Trans- fer Other Agen- cy | Re- jected | Total |
|-------------|------------|----------------------------------|---|---------------------------------------|-------------------------------|-------------|--------------|--|-------------------------------------|----------------------------------|------------------------|---------------------------------|---------------------------------------|---------------|-------|
| Circuit #1 | Clark | 42 | 8 | 1 | 0 | 0 | 0 | 0 | 107 | 37 | 0 | 2 | 32 | 0 | 229 |
| | Schuyler | 8 | 1 | 11 | 0 | 0 | 1 | 0 | 5 | 5 | 0 | 0 | 13 | 0 | 44 |
| | Scotland | 9 | 2 | 6 | 0 | 0 | 3 | 0 | 32 | 11 | 0 | 1 | 14 | 0 | 78 |
| | Subtotal | 59 | 11 | 18 | 0 | 0 | 4 | 0 | 144 | 53 | 0 | 3 | 59 | 0 | 351 |
| Circuit #2 | Adair | 63 | 16 | 18 | 0 | 0 | 1 | 0 | 76 | 41 | 7 | 4 | 6 | 10 | 242 |
| | Knox | 11 | 15 | 7 | 0 | 0 | 0 | 0 | 11 | 12 | 0 | 0 | 5 | 3 | 64 |
| | Lewis | 27 | 10 | 32 | 0 | 0 | 1 | 0 | 18 | 21 | 28 | 0 | 13 | 12 | 162 |
| | Subtotal | 101 | 41 | 57 | 0 | 0 | 2 | 0 | 105 | 74 | 35 | 4 | 24 | 25 | 468 |
| Circuit #3 | Grundy | 34 | 7 | 19 | 2 | 0 | 2 | 1 | 24 | 8 | 13 | 4 | 13 | 20 | 147 |
| | Harrison | 7 | 1 | 7 | 2 | 0 | 0 | 1 | 1 | 3 | 4 | 2 | 3 | 4 | 35 |
| | Mercer | 0 | 0 | 2 | 0 | 3 | 0 | 0 | 7 | 0 | 0 | 2 | 1 | 3 | 18 |
| | Putnam | 4 | 5 | 6 | 0 | 0 | 0 | 2 | 9 | 0 | 3 | 2 | 5 | 13 | 49 |
| | Subtotal | 45 | 13 | 34 | 4 | 3 | 2 | 4 | 41 | 11 | 20 | 10 | 22 | 40 | 249 |
| Circuit #4 | Atchison | 9 | 2 | 2 | 2 | 1 | 0 | 0 | 10 | 17 | 5 | 1 | 0 | 1 | 50 |
| | Gentry | 52 | 14 | 3 | 3 | 0 | 0 | 0 | 30 | 49 | 9 | 3 | 4 | 6 | 173 |
| | Holt | 20 | 6 | 1 | 2 | 0 | 0 | 0 | 8 | 11 | 3 | 2 | 1 | 0 | 54 |
| | Nodaway | 159 | 23 | 16 | 11 | 1 | 1 | 0 | 61 | 83 | 46 | 8 | 13 | 14 | 436 |
| | Worth | 58 | 5 | 4 | 2 | 0 | 0 | 0 | 7 | 23 | 6 | 1 | 3 | 2 | 111 |
| Subtotal | 298 | 50 | 26 | 20 | 2 | 1 | 0 | 116 | 183 | 69 | 15 | 21 | 23 | 824 | |
| Circuit #5 | Andrew | 0 | 1 | 0 | 4 | 0 | 1 | 0 | 39 | 2 | 0 | 0 | 2 | 0 | 49 |
| | Buchanan | 198 | 86 | 104 | 0 | 2 | 9 | 1 | 524 | 287 | 1 | 32 | 184 | 64 | 1492 |
| | Subtotal | 198 | 87 | 104 | 4 | 2 | 10 | 1 | 563 | 289 | 1 | 32 | 186 | 64 | 1541 |
| Circuit #6 | Platte | 111 | 33 | 19 | 2 | 0 | 9 | 1 | 55 | 194 | 34 | 20 | 13 | 26 | 517 |
| Circuit #7 | Clay | 0 | 44 | 11 | 0 | 1 | 0 | 2 | 0 | 143 | 0 | 0 | 0 | 979 | 1180 |
| Circuit #8 | Carroll | 15 | 9 | 3 | 0 | 0 | 1 | 2 | 62 | 17 | 6 | 6 | 0 | 2 | 123 |
| | Ray | 39 | 27 | 20 | 2 | 0 | 4 | 2 | 126 | 67 | 6 | 26 | 9 | 13 | 341 |
| | Subtotal | 54 | 36 | 23 | 2 | 0 | 5 | 4 | 188 | 84 | 12 | 32 | 9 | 15 | 464 |
| Circuit #9 | Chariton | 42 | 4 | 2 | 0 | 0 | 0 | 0 | 19 | 14 | 0 | 6 | 11 | 1 | 99 |
| | Linn | 82 | 8 | 4 | 0 | 0 | 3 | 0 | 12 | 18 | 9 | 3 | 0 | 0 | 139 |
| | Sullivan | 50 | 9 | 2 | 0 | 0 | 4 | 0 | 2 | 17 | 4 | 0 | 1 | 2 | 91 |
| | Subtotal | 174 | 21 | 8 | 0 | 0 | 7 | 0 | 33 | 49 | 13 | 9 | 12 | 3 | 329 |
| Circuit #10 | Marion | 70 | 78 | 54 | 0 | 2 | 2 | 2 | 75 | 165 | 76 | 35 | 54 | 137 | 750 |
| | Monroe | 24 | 24 | 9 | 0 | 0 | 2 | 0 | 19 | 29 | 16 | 12 | 12 | 13 | 160 |
| | Ralls | 17 | 13 | 10 | 0 | 0 | 1 | 0 | 2 | 21 | 15 | 7 | 4 | 8 | 98 |
| | Subtotal | 111 | 115 | 73 | 0 | 2 | 5 | 2 | 96 | 215 | 107 | 54 | 70 | 158 | 1008 |
| Circuit #11 | Lincoln | 2 | 43 | 18 | 2 | 0 | 17 | 1 | 99 | 33 | 27 | 2 | 5 | 14 | 263 |
| | Pike | 9 | 12 | 16 | 0 | 0 | 5 | 1 | 53 | 20 | 12 | 2 | 1 | 8 | 139 |
| | St Charles | 202 | 118 | 222 | 0 | 3 | 42 | 9 | 600 | 222 | 456 | 158 | 25 | 490 | 2547 |
| | Subtotal | 213 | 173 | 256 | 2 | 3 | 64 | 11 | 752 | 275 | 495 | 162 | 31 | 512 | 2949 |
| Circuit #12 | Audrain | 191 | 31 | 15 | 0 | 0 | 1 | 0 | 98 | 69 | 61 | 7 | 16 | 9 | 498 |
| | Montgomery | 101 | 16 | 0 | 0 | 0 | 1 | 0 | 8 | 63 | 32 | 10 | 14 | 10 | 255 |
| | Warren | 81 | 21 | 2 | 0 | 0 | 3 | 0 | 127 | 57 | 6 | 29 | 0 | 11 | 337 |
| | Subtotal | 373 | 68 | 17 | 0 | 0 | 5 | 0 | 233 | 189 | 99 | 46 | 30 | 30 | 1090 |
| Circuit #13 | Boone | 0 | 98 | 91 | 0 | 2 | 31 | 3 | 793 | 448 | 0 | 128 | 204 | 33 | 1831 |
| | Callaway | 0 | 52 | 24 | 2 | 3 | 10 | 0 | 73 | 97 | 2 | 28 | 72 | 140 | 503 |
| | Subtotal | 0 | 150 | 115 | 2 | 5 | 41 | 3 | 866 | 545 | 2 | 156 | 276 | 173 | 2334 |
| Circuit #14 | Howard | 6 | 9 | 6 | 0 | 0 | 4 | 0 | 10 | 8 | 3 | 4 | 0 | 3 | 53 |
| | Randolph | 39 | 32 | 48 | 1 | 0 | 6 | 1 | 57 | 61 | 31 | 21 | 12 | 37 | 346 |
| | Subtotal | 45 | 41 | 54 | 1 | 0 | 10 | 1 | 67 | 69 | 34 | 25 | 12 | 40 | 399 |

**Appendix A: Total Juvenile Court Referral Outcomes
by Circuit and County**

| | | Perma- nency Plan- ning | True/ Out of Home Ser- vices | True/ In Home Ser- vices | True/ No Ser- vices | Not True | Dis- miss | Dis- miss for Certi- fica- tion | Adjust W/Out Super- vision | Adjust W/ Super- vision | Adjust No Action | Trans- fer Other Court | Trans- fer Agen- cy | Re- jected | Total |
|-------------|-----------------|----------------------------------|--|--------------------------------------|------------------------------|-------------|--------------|--|-------------------------------------|----------------------------------|------------------------|---------------------------------|------------------------------|---------------|-------|
| Circuit #15 | Lafayette | 27 | 33 | 27 | 1 | 0 | 0 | 0 | 182 | 17 | 24 | 12 | 39 | 12 | 374 |
| | Saline | 65 | 52 | 22 | 0 | 0 | 0 | 0 | 197 | 74 | 22 | 8 | 33 | 47 | 520 |
| | Subtotal | 92 | 85 | 49 | 1 | 0 | 0 | 0 | 379 | 91 | 46 | 20 | 72 | 59 | 894 |
| Circuit #16 | Jackson | 0 | 907 | 956 | 134 | 1394 | 134 | 47 | 940 | 734 | 852 | 0 | 2124 | 1124 | 9346 |
| Circuit #17 | Cass | 40 | 67 | 37 | 2 | 1 | 11 | 1 | 405 | 202 | 77 | 0 | 0 | 5 | 848 |
| | Johnson | 0 | 39 | 9 | 0 | 1 | 3 | 0 | 127 | 79 | 17 | 3 | 1 | 3 | 282 |
| | Subtotal | 40 | 106 | 46 | 2 | 2 | 14 | 1 | 532 | 281 | 94 | 3 | 1 | 8 | 1130 |
| Circuit #18 | Cooper | 56 | 12 | 17 | 0 | 0 | 7 | 1 | 40 | 58 | 26 | 11 | 12 | 6 | 246 |
| | Pettis | 102 | 23 | 10 | 0 | 0 | 7 | 0 | 109 | 113 | 19 | 17 | 32 | 21 | 453 |
| | Subtotal | 158 | 35 | 27 | 0 | 0 | 14 | 1 | 149 | 171 | 45 | 28 | 44 | 27 | 699 |
| Circuit #19 | Cole | 21 | 21 | 323 | 0 | 0 | 0 | 7 | 363 | 153 | 59 | 118 | 121 | 7 | 1193 |
| Circuit #20 | Franklin | 234 | 44 | 27 | 0 | 0 | 1 | 1 | 371 | 287 | 2 | 15 | 13 | 3 | 998 |
| | Gasconade | 17 | 15 | 6 | 0 | 0 | 0 | 0 | 2 | 0 | 0 | 0 | 0 | 3 | 43 |
| | Osage | 22 | 6 | 0 | 0 | 0 | 0 | 0 | 2 | 7 | 1 | 0 | 0 | 0 | 38 |
| | Subtotal | 273 | 65 | 33 | 0 | 0 | 1 | 1 | 375 | 294 | 3 | 15 | 13 | 6 | 1079 |
| Circuit #21 | St Louis County | 627 | 394 | 2147 | 402 | 0 | 761 | 5 | 3478 | 2083 | 41 | 2004 | 32 | 3560 | 15534 |
| Circuit #22 | St Louis City | 2113 | 1066 | 905 | 0 | 106 | 817 | 115 | 2909 | 998 | 986 | 236 | 17 | 2390 | 12658 |
| Circuit #23 | Jefferson | 114 | 147 | 152 | 0 | 0 | 107 | 1 | 612 | 82 | 234 | 18 | 0 | 0 | 1467 |
| Circuit #24 | Madison | 8 | 10 | 20 | 0 | 1 | 0 | 0 | 94 | 10 | 99 | 6 | 0 | 9 | 257 |
| | Perry | 2 | 18 | 39 | 0 | 0 | 4 | 3 | 129 | 13 | 4 | 9 | 8 | 1 | 230 |
| | St Francois | 38 | 38 | 45 | 0 | 0 | 15 | 0 | 334 | 105 | 217 | 19 | 16 | 19 | 846 |
| | Ste Genevieve | 3 | 5 | 10 | 0 | 0 | 1 | 0 | 128 | 11 | 9 | 7 | 14 | 3 | 191 |
| | Washington | 170 | 28 | 19 | 2 | 0 | 7 | 0 | 326 | 2 | 115 | 4 | 2 | 0 | 675 |
| | Subtotal | 221 | 99 | 133 | 2 | 1 | 27 | 3 | 1011 | 141 | 444 | 45 | 40 | 32 | 2199 |
| Circuit #25 | Maries | 15 | 2 | 3 | 0 | 0 | 0 | 0 | 9 | 38 | 0 | 0 | 0 | 0 | 67 |
| | Phelps | 67 | 47 | 12 | 4 | 1 | 1 | 1 | 66 | 176 | 12 | 34 | 12 | 3 | 436 |
| | Pulaski | 66 | 39 | 31 | 0 | 2 | 0 | 2 | 104 | 181 | 7 | 8 | 35 | 27 | 502 |
| | Texas | 102 | 22 | 8 | 0 | 0 | 0 | 0 | 6 | 65 | 37 | 1 | 2 | 15 | 258 |
| | Subtotal | 250 | 110 | 54 | 4 | 3 | 1 | 3 | 185 | 460 | 56 | 43 | 49 | 45 | 1263 |
| Circuit #26 | Camden | 0 | 7 | 9 | 0 | 0 | 1 | 0 | 63 | 22 | 11 | 18 | 11 | 7 | 149 |
| | Laclede | 1 | 14 | 18 | 0 | 0 | 0 | 0 | 66 | 9 | 50 | 5 | 23 | 24 | 210 |
| | Miller | 0 | 12 | 7 | 0 | 0 | 0 | 0 | 119 | 6 | 21 | 27 | 27 | 3 | 222 |
| | Moniteau | 0 | 2 | 10 | 0 | 0 | 0 | 0 | 63 | 6 | 8 | 8 | 4 | 3 | 104 |
| | Morgan | 0 | 6 | 2 | 0 | 0 | 2 | 0 | 57 | 5 | 9 | 3 | 4 | 7 | 95 |
| | Subtotal | 1 | 41 | 46 | 0 | 0 | 3 | 0 | 368 | 48 | 99 | 61 | 69 | 44 | 780 |
| Circuit #27 | Bates | 54 | 18 | 10 | 0 | 0 | 13 | 0 | 80 | 99 | 11 | 3 | 34 | 3 | 325 |
| | Henry | 99 | 12 | 11 | 0 | 1 | 1 | 0 | 108 | 110 | 11 | 15 | 15 | 16 | 399 |
| | St Clair | 18 | 5 | 2 | 0 | 0 | 3 | 0 | 28 | 17 | 3 | 0 | 1 | 5 | 82 |
| | Subtotal | 171 | 35 | 23 | 0 | 1 | 17 | 0 | 216 | 226 | 25 | 18 | 50 | 24 | 806 |
| Circuit #28 | Barton | 28 | 14 | 9 | 0 | 1 | 2 | 0 | 3 | 12 | 0 | 0 | 0 | 0 | 69 |
| | Cedar | 32 | 13 | 7 | 0 | 0 | 1 | 0 | 7 | 5 | 0 | 0 | 1 | 0 | 66 |
| | Dade | 6 | 8 | 3 | 0 | 0 | 3 | 0 | 5 | 1 | 0 | 1 | 0 | 0 | 27 |
| | Vernon | 113 | 19 | 13 | 0 | 0 | 1 | 0 | 44 | 31 | 1 | 8 | 9 | 0 | 239 |
| | Subtotal | 179 | 54 | 32 | 0 | 1 | 7 | 0 | 59 | 49 | 1 | 9 | 10 | 0 | 401 |
| Circuit #29 | Jasper | 326 | 134 | 124 | 0 | 2 | 38 | 6 | 256 | 53 | 1 | 30 | 1 | 36 | 1007 |

**Appendix A: Total Juvenile Court Referral Outcomes
by Circuit and County**

| | | Perma nency Plan- ning | True / Out of Home Ser- vices | True / In Home Ser- vices | True / No Ser- vices | Not True | Dis- miss | Dis- miss for Certi- fica- tion | Adjust W/Out Super- vision | Adjust W/ Super- vision | Adjust No Action | Trans- fer Other Court | Trans- fer Other Agen- cy | Re- jected | Total |
|-------------|----------------|---------------------------------|---|---------------------------------------|-------------------------------|-------------|--------------|--|-------------------------------------|----------------------------------|------------------------|---------------------------------|---------------------------------------|---------------|-------|
| Circuit #30 | Benton | 24 | 3 | 0 | 0 | 1 | 0 | 1 | 19 | 8 | 8 | 3 | 5 | 0 | 72 |
| | Dallas | 23 | 6 | 0 | 0 | 0 | 0 | 1 | 44 | 22 | 2 | 1 | 1 | 5 | 105 |
| | Hickory | 1 | 1 | 0 | 0 | 2 | 0 | 0 | 15 | 0 | 1 | 0 | 2 | 2 | 24 |
| | Polk | 41 | 1 | 1 | 0 | 3 | 0 | 0 | 42 | 6 | 7 | 1 | 11 | 2 | 115 |
| | Webster | 34 | 4 | 0 | 1 | 2 | 2 | 1 | 96 | 46 | 3 | 12 | 3 | 12 | 216 |
| | Subtotal | 123 | 15 | 1 | 1 | 8 | 2 | 3 | 216 | 82 | 21 | 17 | 22 | 21 | 532 |
| Circuit #31 | Greene | 822 | 262 | 127 | 0 | 0 | 20 | 3 | 470 | 683 | 111 | 44 | 96 | 68 | 2706 |
| Circuit #32 | Bollinger | 2 | 7 | 0 | 0 | 0 | 6 | 0 | 8 | 7 | 2 | 0 | 4 | 1 | 37 |
| | Cape Girardeau | 144 | 66 | 78 | 0 | 0 | 45 | 6 | 270 | 117 | 216 | 134 | 90 | 86 | 1252 |
| | Subtotal | 146 | 73 | 78 | 0 | 0 | 51 | 6 | 278 | 124 | 218 | 134 | 94 | 87 | 1289 |
| Circuit #33 | Mississippi | 383 | 38 | 98 | 0 | 6 | 13 | 2 | 141 | 38 | 116 | 7 | 8 | 36 | 886 |
| | Scott | 189 | 34 | 85 | 1 | 0 | 8 | 0 | 197 | 79 | 10 | 48 | 14 | 111 | 776 |
| | Subtotal | 572 | 72 | 183 | 1 | 6 | 21 | 2 | 338 | 117 | 126 | 55 | 22 | 147 | 1662 |
| Circuit #34 | New Madrid | 15 | 38 | 20 | 2 | 4 | 1 | 0 | 101 | 93 | 2 | 16 | 6 | 3 | 301 |
| | Pemiscot | 1 | 64 | 20 | 2 | 6 | 1 | 0 | 278 | 118 | 4 | 16 | 34 | 14 | 558 |
| | Subtotal | 16 | 102 | 40 | 4 | 10 | 2 | 0 | 379 | 211 | 6 | 32 | 40 | 17 | 859 |
| Circuit #35 | Dunklin | 0 | 50 | 66 | 3 | 1 | 1 | 0 | 201 | 68 | 232 | 11 | 30 | 42 | 705 |
| | Stoddard | 30 | 45 | 29 | 1 | 0 | 14 | 2 | 58 | 42 | 39 | 16 | 22 | 6 | 304 |
| | Subtotal | 30 | 95 | 95 | 4 | 1 | 15 | 2 | 259 | 110 | 271 | 27 | 52 | 48 | 1009 |
| Circuit #36 | Butler | 26 | 6 | 10 | 0 | 0 | 0 | 1 | 236 | 47 | 35 | 3 | 0 | 0 | 364 |
| | Ripley | 0 | 2 | 3 | 0 | 0 | 0 | 0 | 2 | 3 | 0 | 0 | 0 | 0 | 10 |
| | Subtotal | 26 | 8 | 13 | 0 | 0 | 0 | 1 | 238 | 50 | 35 | 3 | 0 | 0 | 374 |
| Circuit #37 | Carter | 0 | 4 | 3 | 0 | 0 | 0 | 0 | 5 | 4 | 2 | 5 | 4 | 0 | 27 |
| | Howell | 0 | 27 | 12 | 0 | 0 | 1 | 0 | 99 | 97 | 62 | 31 | 58 | 3 | 390 |
| | Oregon | 0 | 9 | 1 | 0 | 1 | 0 | 0 | 20 | 22 | 6 | 13 | 16 | 0 | 88 |
| | Shannon | 0 | 9 | 0 | 0 | 0 | 0 | 0 | 8 | 4 | 3 | 3 | 9 | 0 | 36 |
| | Subtotal | 0 | 49 | 16 | 0 | 1 | 1 | 0 | 132 | 127 | 73 | 52 | 87 | 3 | 541 |
| Circuit #38 | Christian | 78 | 48 | 40 | 0 | 2 | 21 | 0 | 25 | 57 | 44 | 2 | 1 | 14 | 332 |
| | Taney | 164 | 29 | 11 | 0 | 0 | 2 | 0 | 52 | 17 | 4 | 16 | 6 | 21 | 322 |
| | Subtotal | 242 | 77 | 51 | 0 | 2 | 23 | 0 | 77 | 74 | 48 | 18 | 7 | 35 | 654 |
| Circuit #39 | Barry | 6 | 4 | 15 | 0 | 0 | 0 | 0 | 41 | 70 | 51 | 5 | 13 | 23 | 228 |
| | Lawrence | 4 | 1 | 17 | 1 | 0 | 0 | 0 | 59 | 95 | 102 | 6 | 21 | 25 | 331 |
| | Stone | 0 | 17 | 8 | 0 | 0 | 0 | 1 | 16 | 24 | 20 | 5 | 0 | 12 | 103 |
| | Subtotal | 10 | 22 | 40 | 1 | 0 | 0 | 1 | 116 | 189 | 173 | 16 | 34 | 60 | 662 |
| Circuit #40 | McDonald | 5 | 49 | 20 | 4 | 0 | 3 | 0 | 41 | 13 | 20 | 9 | 5 | 6 | 175 |
| | Newton | 32 | 104 | 38 | 28 | 0 | 19 | 1 | 157 | 49 | 69 | 40 | 21 | 30 | 588 |
| | Subtotal | 37 | 153 | 58 | 32 | 0 | 22 | 1 | 198 | 62 | 89 | 49 | 26 | 36 | 763 |
| Circuit #41 | Macon | 61 | 12 | 8 | 0 | 0 | 8 | 0 | 120 | 62 | 105 | 20 | 26 | 7 | 429 |
| | Shelby | 7 | 11 | 2 | 1 | 0 | 2 | 0 | 50 | 56 | 42 | 1 | 11 | 6 | 189 |
| | Subtotal | 68 | 23 | 10 | 1 | 0 | 10 | 0 | 170 | 118 | 147 | 21 | 37 | 13 | 618 |

**Appendix A: Total Juvenile Court Referral Outcomes
by Circuit and County**

| | | Perma nency Plan- ning | True / Out of Home Ser- vices | True / In Home Ser- vices | True / No Ser- vices | Not True | Dis- miss | Dis- miss for Certi- fica- tion | Adjust W/Out Super- vision | Adjust W/ Super- vision | Adjust No Action | Trans- fer Other Court | Trans- fer Other Agen- cy | Re- jected | Total |
|--------------|------------|---------------------------------|---|---------------------------------------|-------------------------------|-------------|--------------|--|-------------------------------------|----------------------------------|------------------------|---------------------------------|---------------------------------------|---------------|--------------|
| Circuit #42 | Crawford | 11 | 3 | 2 | 0 | 0 | 2 | 0 | 14 | 86 | 35 | 0 | 2 | 5 | 160 |
| | Dent | 42 | 12 | 1 | 0 | 0 | 3 | 0 | 18 | 40 | 19 | 1 | 17 | 5 | 158 |
| | Iron | 0 | 6 | 3 | 0 | 0 | 3 | 0 | 14 | 45 | 0 | 10 | 2 | 2 | 85 |
| | Reynolds | 0 | 0 | 0 | 0 | 0 | 0 | 0 | 9 | 22 | 3 | 14 | 4 | 5 | 57 |
| | Wayne | 19 | 14 | 6 | 0 | 0 | 0 | 0 | 16 | 23 | 5 | 6 | 7 | 0 | 96 |
| | Subtotal | 72 | 35 | 12 | 0 | 0 | 8 | 0 | 71 | 216 | 62 | 31 | 32 | 17 | 556 |
| Circuit #43 | Caldwell | 12 | 2 | 5 | 0 | 0 | 0 | 0 | 82 | 39 | 14 | 1 | 2 | 2 | 159 |
| | Clinton | 63 | 23 | 31 | 0 | 0 | 0 | 1 | 61 | 39 | 8 | 13 | 11 | 0 | 250 |
| | Daviess | 20 | 8 | 3 | 0 | 0 | 1 | 0 | 58 | 41 | 13 | 2 | 2 | 11 | 159 |
| | De Kalb | 20 | 5 | 5 | 0 | 0 | 1 | 0 | 13 | 11 | 1 | 9 | 4 | 0 | 69 |
| | Livingston | 21 | 12 | 13 | 0 | 0 | 0 | 1 | 107 | 54 | 35 | 6 | 8 | 6 | 263 |
| | Subtotal | 136 | 50 | 57 | 0 | 0 | 2 | 2 | 321 | 184 | 71 | 31 | 27 | 19 | 900 |
| Circuit #44 | Douglas | 86 | 14 | 9 | 2 | 0 | 0 | 0 | 0 | 14 | 18 | 3 | 0 | 0 | 146 |
| | Ozark | 30 | 12 | 4 | 0 | 0 | 0 | 0 | 0 | 9 | 5 | 4 | 0 | 0 | 64 |
| | Wright | 129 | 26 | 14 | 2 | 0 | 0 | 0 | 1 | 56 | 61 | 17 | 0 | 0 | 306 |
| | | Subtotal | 245 | 52 | 27 | 4 | 0 | 0 | 0 | 1 | 79 | 84 | 24 | 0 | 0 |
| Total | | 8913 | 5270 | 6673 | 630 | 1556 | 2283 | 240 | 18355 | 10663 | 5442 | 3770 | 3984 | 10021 | 77800 |

Appendix B: Law Violation Referral Outcomes by Circuit and County

| | | True / Out of Home Ser- vices | True / In Home Ser- vices | True / No Ser- vices | Not True | Dis- miss | Dis- miss for Cer- tifi- cation | Adjust W/Out Super- vision | Adjust W/ Super- vision | Adjust No Action | Trans- fer Other Court | Trans- fer Other Agen- cy | Re- jected | Total |
|-------------|------------|---|---------------------------------------|-------------------------------|-------------|--------------|--|-------------------------------------|----------------------------------|------------------------|---------------------------------|---------------------------------------|---------------|-------|
| Circuit #1 | Clark | 2 | 1 | 0 | 0 | 0 | 0 | 47 | 13 | 0 | 2 | 0 | 0 | 65 |
| | Schuyler | 1 | 1 | 0 | 0 | 0 | 0 | 3 | 1 | 0 | 0 | 0 | 0 | 6 |
| | Scotland | 0 | 1 | 0 | 0 | 0 | 0 | 16 | 7 | 0 | 1 | 0 | 0 | 25 |
| | Subtotal | 3 | 3 | 0 | 0 | 0 | 0 | 66 | 21 | 0 | 3 | 0 | 0 | 96 |
| Circuit #2 | Adair | 4 | 7 | 0 | 0 | 0 | 0 | 44 | 25 | 3 | 2 | 1 | 7 | 93 |
| | Knox | 1 | 6 | 0 | 0 | 0 | 0 | 9 | 8 | 0 | 0 | 0 | 2 | 26 |
| | Lewis | 4 | 18 | 0 | 0 | 1 | 0 | 10 | 14 | 10 | 0 | 0 | 7 | 64 |
| | Subtotal | 9 | 31 | 0 | 0 | 1 | 0 | 63 | 47 | 13 | 2 | 1 | 16 | 183 |
| Circuit #3 | Grundy | 1 | 14 | 1 | 0 | 0 | 1 | 24 | 3 | 5 | 2 | 0 | 14 | 65 |
| | Harrison | 0 | 6 | 1 | 0 | 0 | 1 | 0 | 2 | 2 | 2 | 0 | 2 | 16 |
| | Mercer | 0 | 2 | 0 | 0 | 0 | 0 | 7 | 0 | 0 | 2 | 0 | 3 | 14 |
| | Putnam | 0 | 6 | 0 | 0 | 0 | 2 | 9 | 0 | 0 | 1 | 0 | 8 | 26 |
| | Subtotal | 1 | 28 | 2 | 0 | 0 | 4 | 40 | 5 | 7 | 7 | 0 | 27 | 121 |
| Circuit #4 | Atchison | 1 | 1 | 0 | 0 | 0 | 0 | 7 | 16 | 4 | 1 | 0 | 1 | 31 |
| | Gentry | 2 | 3 | 1 | 0 | 0 | 0 | 22 | 27 | 4 | 0 | 0 | 3 | 62 |
| | Holt | 1 | 0 | 1 | 0 | 0 | 0 | 5 | 8 | 2 | 2 | 0 | 0 | 19 |
| | Nodaway | 3 | 3 | 1 | 1 | 0 | 0 | 25 | 47 | 28 | 5 | 1 | 5 | 119 |
| | Worth | 0 | 0 | 0 | 0 | 0 | 0 | 5 | 13 | 5 | 0 | 0 | 0 | 23 |
| | Subtotal | 7 | 7 | 3 | 1 | 0 | 0 | 64 | 111 | 43 | 8 | 1 | 9 | 254 |
| Circuit #5 | Andrew | 0 | 0 | 4 | 0 | 0 | 0 | 29 | 0 | 0 | 0 | 2 | 0 | 35 |
| | Buchanan | 30 | 62 | 0 | 2 | 6 | 1 | 275 | 196 | 0 | 22 | 31 | 47 | 672 |
| | Subtotal | 30 | 62 | 4 | 2 | 6 | 1 | 304 | 196 | 0 | 22 | 33 | 47 | 707 |
| Circuit #6 | Platte | 2 | 11 | 2 | 0 | 2 | 1 | 54 | 186 | 24 | 19 | 1 | 19 | 321 |
| Circuit #7 | Clay | 19 | 3 | 0 | 1 | 0 | 2 | 0 | 114 | 0 | 0 | 0 | 743 | 882 |
| Circuit #8 | Carroll | 1 | 3 | 0 | 0 | 0 | 2 | 52 | 12 | 5 | 5 | 0 | 2 | 82 |
| | Ray | 10 | 16 | 2 | 0 | 2 | 2 | 91 | 19 | 2 | 20 | 7 | 7 | 178 |
| | Subtotal | 11 | 19 | 2 | 0 | 2 | 4 | 143 | 31 | 7 | 25 | 7 | 9 | 260 |
| Circuit #9 | Chariton | 0 | 1 | 0 | 0 | 0 | 0 | 18 | 12 | 0 | 3 | 0 | 1 | 35 |
| | Linn | 1 | 1 | 0 | 0 | 0 | 0 | 9 | 16 | 4 | 3 | 0 | 0 | 34 |
| | Sullivan | 1 | 0 | 0 | 0 | 0 | 0 | 0 | 12 | 2 | 0 | 0 | 1 | 16 |
| | Subtotal | 2 | 2 | 0 | 0 | 0 | 0 | 27 | 40 | 6 | 6 | 0 | 2 | 85 |
| Circuit #10 | Marion | 9 | 23 | 0 | 0 | 0 | 2 | 56 | 84 | 46 | 24 | 14 | 78 | 336 |
| | Monroe | 2 | 2 | 0 | 0 | 0 | 0 | 14 | 27 | 11 | 7 | 6 | 13 | 82 |
| | Ralls | 3 | 4 | 0 | 0 | 0 | 0 | 2 | 18 | 12 | 0 | 0 | 6 | 45 |
| | Subtotal | 14 | 29 | 0 | 0 | 0 | 2 | 72 | 129 | 69 | 31 | 20 | 97 | 463 |
| Circuit #11 | Lincoln | 12 | 16 | 2 | 0 | 6 | 1 | 58 | 28 | 16 | 0 | 0 | 11 | 150 |
| | Pike | 7 | 12 | 0 | 0 | 4 | 1 | 46 | 19 | 10 | 2 | 1 | 7 | 109 |
| | St Charles | 56 | 146 | 0 | 2 | 27 | 9 | 442 | 157 | 159 | 103 | 15 | 382 | 1498 |
| | Subtotal | 75 | 174 | 2 | 2 | 37 | 11 | 546 | 204 | 185 | 105 | 16 | 400 | 1757 |
| Circuit #12 | Audrain | 11 | 10 | 0 | 0 | 1 | 0 | 75 | 44 | 43 | 6 | 1 | 8 | 199 |
| | Montgomery | 5 | 0 | 0 | 0 | 0 | 0 | 6 | 43 | 16 | 6 | 1 | 5 | 82 |
| | Warren | 3 | 2 | 0 | 0 | 0 | 0 | 42 | 29 | 1 | 14 | 0 | 10 | 101 |
| | Subtotal | 19 | 12 | 0 | 0 | 1 | 0 | 123 | 116 | 60 | 26 | 2 | 23 | 382 |
| Circuit #13 | Boone | 57 | 62 | 0 | 2 | 17 | 3 | 193 | 367 | 0 | 64 | 17 | 24 | 806 |
| | Callaway | 19 | 8 | 0 | 1 | 3 | 0 | 20 | 81 | 1 | 20 | 11 | 23 | 187 |
| | Subtotal | 76 | 70 | 0 | 3 | 20 | 3 | 213 | 448 | 1 | 84 | 28 | 47 | 993 |
| Circuit #14 | Howard | 2 | 6 | 0 | 0 | 1 | 0 | 8 | 8 | 0 | 4 | 0 | 2 | 31 |
| | Randolph | 4 | 40 | 1 | 0 | 1 | 1 | 41 | 39 | 17 | 16 | 6 | 23 | 189 |
| | Subtotal | 6 | 46 | 1 | 0 | 2 | 1 | 49 | 47 | 17 | 20 | 6 | 25 | 220 |

**Appendix B: Law Violation Referral Outcomes
by Circuit and County**

| | | True / Out of Home Ser- vices | True / In Home Ser- vices | True / No Ser- vices | Not True | Dis- miss | Dis- miss for Certi- fica- tion | Adjust W/Out Super vision | Adjust W/ Super vision | Adjust No Action | Trans- fer Other Court | Trans- fer Other Agen- cy | Re- jected | Total |
|-------------|-----------------|---|---------------------------------------|-------------------------------|-------------|--------------|--|------------------------------------|---------------------------------|------------------------|---------------------------------|---------------------------------------|---------------|-------|
| Circuit #15 | Lafayette | 3 | 16 | 0 | 0 | 0 | 0 | 125 | 16 | 10 | 9 | 14 | 11 | 204 |
| | Saline | 18 | 14 | 0 | 0 | 0 | 0 | 162 | 56 | 19 | 5 | 8 | 35 | 317 |
| | Subtotal | 21 | 30 | 0 | 0 | 0 | 0 | 287 | 72 | 29 | 14 | 22 | 46 | 521 |
| Circuit #16 | Jackson | 372 | 474 | 19 | 631 | 74 | 47 | 872 | 315 | 352 | 0 | 380 | 636 | 4172 |
| Circuit #17 | Cass | 15 | 13 | 1 | 0 | 0 | 1 | 218 | 75 | 32 | 0 | 0 | 0 | 355 |
| | Johnson | 9 | 4 | 0 | 0 | 0 | 0 | 98 | 44 | 10 | 3 | 1 | 3 | 172 |
| | Subtotal | 24 | 17 | 1 | 0 | 0 | 1 | 316 | 119 | 42 | 3 | 1 | 3 | 527 |
| Circuit #18 | Cooper | 5 | 15 | 0 | 0 | 5 | 1 | 30 | 42 | 17 | 9 | 3 | 6 | 133 |
| | Pettis | 4 | 5 | 0 | 0 | 4 | 0 | 46 | 86 | 8 | 10 | 6 | 21 | 190 |
| | Subtotal | 9 | 20 | 0 | 0 | 9 | 1 | 76 | 128 | 25 | 19 | 9 | 27 | 323 |
| Circuit #19 | Cole | 3 | 129 | 0 | 0 | 0 | 7 | 164 | 70 | 43 | 59 | 27 | 6 | 508 |
| Circuit #20 | Franklin | 8 | 21 | 0 | 0 | 0 | 1 | 297 | 239 | 0 | 14 | 6 | 2 | 588 |
| | Gasconade | 2 | 5 | 0 | 0 | 0 | 0 | 1 | 0 | 0 | 0 | 0 | 2 | 10 |
| | Osage | 0 | 0 | 0 | 0 | 0 | 0 | 2 | 7 | 1 | 0 | 0 | 0 | 10 |
| | Subtotal | 10 | 26 | 0 | 0 | 0 | 1 | 300 | 246 | 1 | 14 | 6 | 4 | 608 |
| Circuit #21 | St Louis County | 294 | 1127 | 224 | 0 | 564 | 5 | 2762 | 1377 | 22 | 1706 | 19 | 2563 | 10663 |
| Circuit #22 | St Louis City | 305 | 623 | 0 | 38 | 457 | 115 | 739 | 562 | 317 | 123 | 9 | 1900 | 5188 |
| Circuit #23 | Jefferson | 41 | 89 | 0 | 0 | 57 | 1 | 490 | 71 | 197 | 11 | 0 | 0 | 957 |
| Circuit #24 | Madison | 3 | 13 | 0 | 1 | 0 | 0 | 67 | 5 | 20 | 6 | 0 | 6 | 121 |
| | Perry | 13 | 34 | 0 | 0 | 2 | 3 | 66 | 9 | 0 | 8 | 0 | 0 | 135 |
| | St Francois | 13 | 38 | 0 | 0 | 8 | 0 | 200 | 74 | 48 | 15 | 3 | 15 | 414 |
| | Ste Genevieve | 1 | 8 | 0 | 0 | 0 | 0 | 90 | 7 | 3 | 6 | 0 | 1 | 116 |
| | Washington | 4 | 16 | 0 | 0 | 1 | 0 | 167 | 1 | 20 | 2 | 1 | 0 | 212 |
| | Subtotal | 34 | 109 | 0 | 1 | 11 | 3 | 590 | 96 | 91 | 37 | 4 | 22 | 998 |
| Circuit #25 | Maries | 0 | 1 | 0 | 0 | 0 | 0 | 1 | 13 | 0 | 0 | 0 | 0 | 15 |
| | Phelps | 4 | 7 | 0 | 0 | 0 | 1 | 40 | 81 | 5 | 21 | 0 | 2 | 161 |
| | Pulaski | 5 | 15 | 0 | 2 | 0 | 2 | 36 | 103 | 3 | 1 | 1 | 19 | 187 |
| | Texas | 3 | 6 | 0 | 0 | 0 | 0 | 6 | 60 | 26 | 1 | 1 | 9 | 112 |
| | Subtotal | 12 | 29 | 0 | 2 | 0 | 3 | 83 | 257 | 34 | 23 | 2 | 30 | 475 |
| Circuit #26 | Camden | 2 | 9 | 0 | 0 | 0 | 0 | 49 | 17 | 9 | 15 | 0 | 5 | 106 |
| | Laclede | 5 | 14 | 0 | 0 | 0 | 0 | 54 | 9 | 25 | 3 | 11 | 23 | 144 |
| | Miller | 6 | 5 | 0 | 0 | 0 | 0 | 66 | 6 | 18 | 18 | 3 | 3 | 125 |
| | Moniteau | 0 | 7 | 0 | 0 | 0 | 0 | 35 | 6 | 7 | 7 | 0 | 2 | 64 |
| | Morgan | 5 | 2 | 0 | 0 | 0 | 0 | 35 | 5 | 8 | 2 | 1 | 7 | 65 |
| | Subtotal | 18 | 37 | 0 | 0 | 0 | 0 | 239 | 43 | 67 | 45 | 15 | 40 | 504 |
| Circuit #27 | Bates | 1 | 5 | 0 | 0 | 0 | 0 | 40 | 52 | 5 | 1 | 1 | 3 | 108 |
| | Henry | 0 | 7 | 0 | 1 | 0 | 0 | 57 | 62 | 4 | 11 | 2 | 16 | 160 |
| | St Clair | 1 | 2 | 0 | 0 | 0 | 0 | 15 | 9 | 0 | 0 | 0 | 1 | 28 |
| | Subtotal | 2 | 14 | 0 | 1 | 0 | 0 | 112 | 123 | 9 | 12 | 3 | 20 | 296 |
| Circuit #28 | Barton | 0 | 8 | 0 | 0 | 1 | 0 | 3 | 5 | 0 | 0 | 0 | 0 | 17 |
| | Cedar | 1 | 4 | 0 | 0 | 0 | 0 | 2 | 3 | 0 | 0 | 0 | 0 | 10 |
| | Dade | 0 | 1 | 0 | 0 | 1 | 0 | 2 | 0 | 0 | 0 | 0 | 0 | 4 |
| | Vernon | 7 | 4 | 0 | 0 | 1 | 0 | 28 | 18 | 0 | 6 | 4 | 0 | 68 |
| | Subtotal | 8 | 17 | 0 | 0 | 3 | 0 | 35 | 26 | 0 | 6 | 4 | 0 | 99 |
| Circuit #29 | Jasper | 29 | 76 | 0 | 2 | 17 | 6 | 146 | 21 | 1 | 3 | 1 | 4 | 306 |

Appendix B: Law Violation Referral Outcomes by Circuit and County

| | | True / Out of Home Ser- vices | True / In Home Ser- vices | True / No Ser- vices | Not True | Dis- miss | Dis- miss for Certi- fica- tion | Adjust W/Out Super vision | Adjust W/ Super vision | Adjust No Action | Trans- fer Other Court | Trans- fer Other Agen- cy | Re- jected | Total |
|-------------|----------------|---|---------------------------------------|-------------------------------|-------------|--------------|--|------------------------------------|---------------------------------|------------------------|---------------------------------|---------------------------------------|---------------|-------|
| Circuit #30 | Benton | 0 | 0 | 0 | 0 | 0 | 1 | 7 | 7 | 1 | 1 | 0 | 0 | 17 |
| | Dallas | 0 | 0 | 0 | 0 | 0 | 1 | 28 | 21 | 1 | 1 | 0 | 2 | 54 |
| | Hickory | 0 | 0 | 0 | 0 | 0 | 0 | 5 | 0 | 0 | 0 | 0 | 0 | 5 |
| | Polk | 0 | 1 | 0 | 0 | 0 | 0 | 19 | 5 | 1 | 0 | 1 | 2 | 29 |
| | Webster | 1 | 0 | 1 | 0 | 0 | 1 | 72 | 39 | 3 | 4 | 1 | 7 | 129 |
| | Subtotal | 1 | 1 | 1 | 0 | 0 | 3 | 131 | 72 | 6 | 6 | 2 | 11 | 234 |
| Circuit #31 | Greene | 49 | 72 | 0 | 0 | 2 | 3 | 316 | 422 | 40 | 38 | 5 | 58 | 1005 |
| Circuit #32 | Bollinger | 0 | 0 | 0 | 0 | 0 | 0 | 8 | 4 | 2 | 0 | 1 | 1 | 16 |
| | Cape Girardeau | 18 | 58 | 0 | 0 | 22 | 6 | 127 | 78 | 25 | 86 | 25 | 60 | 505 |
| | Subtotal | 18 | 58 | 0 | 0 | 22 | 6 | 135 | 82 | 27 | 86 | 26 | 61 | 521 |
| Circuit #33 | Mississippi | 7 | 48 | 0 | 1 | 6 | 2 | 76 | 32 | 52 | 5 | 2 | 15 | 246 |
| | Scott | 9 | 75 | 0 | 0 | 6 | 0 | 160 | 62 | 6 | 38 | 10 | 90 | 456 |
| | Subtotal | 16 | 123 | 0 | 1 | 12 | 2 | 236 | 94 | 58 | 43 | 12 | 105 | 702 |
| Circuit #34 | New Madrid | 5 | 4 | 1 | 3 | 0 | 0 | 74 | 51 | 2 | 5 | 2 | 2 | 149 |
| | Pemiscot | 18 | 19 | 2 | 4 | 0 | 0 | 235 | 81 | 4 | 11 | 27 | 14 | 415 |
| | Subtotal | 23 | 23 | 3 | 7 | 0 | 0 | 309 | 132 | 6 | 16 | 29 | 16 | 564 |
| Circuit #35 | Dunklin | 14 | 47 | 0 | 1 | 0 | 0 | 172 | 59 | 196 | 8 | 22 | 40 | 559 |
| | Stoddard | 4 | 19 | 0 | 0 | 9 | 2 | 49 | 28 | 35 | 14 | 11 | 5 | 176 |
| | Subtotal | 18 | 66 | 0 | 1 | 9 | 2 | 221 | 87 | 231 | 22 | 33 | 45 | 735 |
| Circuit #36 | Butler | 1 | 8 | 0 | 0 | 0 | 1 | 216 | 6 | 21 | 3 | 0 | 0 | 256 |
| | Ripley | 2 | 0 | 0 | 0 | 0 | 0 | 0 | 2 | 0 | 0 | 0 | 0 | 4 |
| | Subtotal | 3 | 8 | 0 | 0 | 0 | 1 | 216 | 8 | 21 | 3 | 0 | 0 | 260 |
| Circuit #37 | Carter | 0 | 1 | 0 | 0 | 0 | 0 | 4 | 4 | 1 | 1 | 2 | 0 | 13 |
| | Howell | 5 | 8 | 0 | 0 | 0 | 0 | 81 | 82 | 35 | 19 | 14 | 3 | 247 |
| | Oregon | 1 | 0 | 0 | 0 | 0 | 0 | 17 | 21 | 4 | 6 | 3 | 0 | 52 |
| | Shannon | 1 | 0 | 0 | 0 | 0 | 0 | 3 | 4 | 2 | 2 | 3 | 0 | 15 |
| | Subtotal | 7 | 9 | 0 | 0 | 0 | 0 | 105 | 111 | 42 | 28 | 22 | 3 | 327 |
| Circuit #38 | Christian | 15 | 24 | 0 | 0 | 1 | 0 | 19 | 44 | 25 | 0 | 0 | 12 | 140 |
| | Taney | 3 | 9 | 0 | 0 | 0 | 0 | 31 | 7 | 2 | 8 | 5 | 18 | 83 |
| | Subtotal | 18 | 33 | 0 | 0 | 1 | 0 | 50 | 51 | 27 | 8 | 5 | 30 | 223 |
| Circuit #39 | Barry | 1 | 9 | 0 | 0 | 0 | 0 | 16 | 40 | 24 | 2 | 0 | 13 | 105 |
| | Lawrence | 1 | 14 | 0 | 0 | 0 | 0 | 21 | 61 | 44 | 2 | 5 | 13 | 161 |
| | Stone | 3 | 7 | 0 | 0 | 0 | 1 | 11 | 17 | 13 | 5 | 0 | 9 | 66 |
| | Subtotal | 5 | 30 | 0 | 0 | 0 | 1 | 48 | 118 | 81 | 9 | 5 | 35 | 332 |
| Circuit #40 | McDonald | 12 | 2 | 0 | 0 | 0 | 0 | 23 | 3 | 11 | 4 | 0 | 5 | 60 |
| | Newton | 4 | 6 | 0 | 0 | 2 | 1 | 87 | 34 | 41 | 23 | 1 | 25 | 224 |
| | Subtotal | 16 | 8 | 0 | 0 | 2 | 1 | 110 | 37 | 52 | 27 | 1 | 30 | 284 |
| Circuit #41 | Macon | 2 | 6 | 0 | 0 | 0 | 0 | 75 | 42 | 20 | 6 | 12 | 5 | 168 |
| | Shelby | 6 | 1 | 1 | 0 | 0 | 0 | 29 | 30 | 13 | 0 | 3 | 5 | 88 |
| | Subtotal | 8 | 7 | 1 | 0 | 0 | 0 | 104 | 72 | 33 | 6 | 15 | 10 | 256 |

**Appendix B: Law Violation Referral Outcomes
by Circuit and County**

| | | True / Out of Home Ser- vices | True / In Home Ser- vices | True / No Ser- vices | Not True | Dis- miss | Dis- miss for Certi- fica- tion | Adjust W/Out Super vision | Adjust W/ Super vision | Adjust No Action | Trans- fer Other Court | Trans- fer Other Agen- cy | Re- jected | Total |
|--------------|------------|---|---------------------------------------|-------------------------------|-------------|--------------|--|------------------------------------|---------------------------------|------------------------|---------------------------------|---------------------------------------|---------------|--------------|
| Circuit #42 | Crawford | 2 | 2 | 0 | 0 | 1 | 0 | 1 | 7 | 4 | 0 | 0 | 4 | 21 |
| | Dent | 5 | 1 | 0 | 0 | 0 | 0 | 6 | 37 | 10 | 1 | 1 | 3 | 64 |
| | Iron | 1 | 2 | 0 | 0 | 0 | 0 | 8 | 27 | 0 | 8 | 0 | 2 | 48 |
| | Reynolds | 0 | 0 | 0 | 0 | 0 | 0 | 4 | 8 | 2 | 6 | 0 | 2 | 22 |
| | Wayne | 2 | 0 | 0 | 0 | 0 | 0 | 7 | 12 | 2 | 6 | 1 | 0 | 30 |
| | Subtotal | 10 | 5 | 0 | 0 | 1 | 0 | 26 | 91 | 18 | 21 | 2 | 11 | 185 |
| Circuit #43 | Caldwell | 0 | 1 | 0 | 0 | 0 | 0 | 16 | 0 | 1 | 0 | 0 | 0 | 18 |
| | Clinton | 4 | 22 | 0 | 0 | 0 | 1 | 40 | 23 | 5 | 8 | 1 | 0 | 104 |
| | Daviess | 0 | 1 | 0 | 0 | 1 | 0 | 10 | 2 | 1 | 2 | 0 | 1 | 18 |
| | De Kalb | 0 | 3 | 0 | 0 | 1 | 0 | 6 | 9 | 0 | 7 | 0 | 0 | 26 |
| | Livingston | 1 | 6 | 0 | 0 | 0 | 1 | 58 | 14 | 13 | 6 | 0 | 4 | 103 |
| | Subtotal | 5 | 33 | 0 | 0 | 2 | 2 | 130 | 48 | 20 | 23 | 1 | 5 | 269 |
| Circuit #44 | Douglas | 2 | 7 | 0 | 0 | 0 | 0 | 0 | 10 | 8 | 2 | 0 | 0 | 29 |
| | Ozark | 0 | 4 | 0 | 0 | 0 | 0 | 0 | 6 | 2 | 3 | 0 | 0 | 15 |
| | Wright | 3 | 11 | 1 | 0 | 0 | 0 | 1 | 50 | 29 | 15 | 0 | 0 | 110 |
| | | Subtotal | 5 | 22 | 1 | 0 | 0 | 0 | 1 | 66 | 39 | 20 | 0 | 0 |
| Total | | 1658 | 3812 | 266 | 693 | 1314 | 240 | 11113 | 6712 | 2363 | 2789 | 775 | 7185 | 38920 |

Appendix C: Status Offense Referral Outcomes by Circuit and County

| | | True / Out of Home Ser- vices | True / In Home Ser- vices | True / No Ser- vices | Not True | Dis- miss | Adjust W/Out Super vision | Adjust W/ Super vision | Adjust No Action | Trans- fer Other Court | Trans- fer Other Agen- cy | Re- jected | Total |
|-------------|------------|---|---------------------------------------|-------------------------------|-------------|--------------|------------------------------------|---------------------------------|------------------------|---------------------------------|---------------------------------------|---------------|-------|
| Circuit #1 | Clark | 1 | 0 | 0 | 0 | 0 | 60 | 24 | 0 | 0 | 0 | 0 | 85 |
| | Schuyler | 0 | 1 | 0 | 0 | 0 | 2 | 3 | 0 | 0 | 0 | 0 | 6 |
| | Scotland | 2 | 3 | 0 | 0 | 0 | 16 | 3 | 0 | 0 | 0 | 0 | 24 |
| | Subtotal | 3 | 4 | 0 | 0 | 0 | 78 | 30 | 0 | 0 | 0 | 0 | 115 |
| Circuit #2 | Adair | 0 | 1 | 0 | 0 | 0 | 20 | 11 | 0 | 0 | 2 | 1 | 35 |
| | Knox | 0 | 0 | 0 | 0 | 0 | 1 | 0 | 0 | 0 | 1 | 0 | 2 |
| | Lewis | 2 | 5 | 0 | 0 | 0 | 6 | 6 | 14 | 0 | 2 | 4 | 39 |
| | Subtotal | 2 | 6 | 0 | 0 | 0 | 27 | 17 | 14 | 0 | 5 | 5 | 76 |
| Circuit #3 | Grundy | 1 | 1 | 1 | 0 | 0 | 0 | 0 | 8 | 1 | 8 | 4 | 24 |
| | Harrison | 1 | 1 | 1 | 0 | 0 | 1 | 1 | 1 | 0 | 1 | 1 | 8 |
| | Putnam | 0 | 0 | 0 | 0 | 0 | 0 | 0 | 3 | 0 | 2 | 3 | 8 |
| | Subtotal | 2 | 2 | 2 | 0 | 0 | 1 | 1 | 12 | 1 | 11 | 8 | 40 |
| Circuit #4 | Atchison | 1 | 1 | 0 | 0 | 0 | 3 | 0 | 1 | 0 | 0 | 0 | 6 |
| | Gentry | 3 | 0 | 0 | 0 | 0 | 5 | 11 | 3 | 2 | 0 | 0 | 24 |
| | Holt | 0 | 1 | 0 | 0 | 0 | 3 | 3 | 1 | 0 | 1 | 0 | 9 |
| | Nodaway | 8 | 2 | 1 | 0 | 0 | 20 | 17 | 8 | 0 | 1 | 2 | 59 |
| | Worth | 1 | 0 | 0 | 0 | 0 | 0 | 3 | 0 | 0 | 1 | 0 | 5 |
| | Subtotal | 13 | 4 | 1 | 0 | 0 | 31 | 34 | 13 | 2 | 3 | 2 | 103 |
| Circuit #5 | Andrew | 1 | 0 | 0 | 0 | 1 | 10 | 1 | 0 | 0 | 0 | 0 | 13 |
| | Buchanan | 19 | 24 | 0 | 0 | 2 | 231 | 71 | 1 | 7 | 57 | 3 | 415 |
| | Subtotal | 20 | 24 | 0 | 0 | 3 | 241 | 72 | 1 | 7 | 57 | 3 | 428 |
| Circuit #6 | Platte | 0 | 1 | 0 | 0 | 1 | 0 | 3 | 8 | 0 | 3 | 2 | 18 |
| Circuit #7 | Clay | 6 | 1 | 0 | 0 | 0 | 0 | 22 | 0 | 0 | 0 | 88 | 117 |
| Circuit #8 | Carroll | 0 | 0 | 0 | 0 | 0 | 10 | 3 | 0 | 1 | 0 | 0 | 14 |
| | Ray | 5 | 1 | 0 | 0 | 1 | 29 | 11 | 2 | 2 | 0 | 2 | 53 |
| | Subtotal | 5 | 1 | 0 | 0 | 1 | 39 | 14 | 2 | 3 | 0 | 2 | 67 |
| Circuit #9 | Chariton | 2 | 0 | 0 | 0 | 0 | 1 | 1 | 0 | 1 | 8 | 0 | 13 |
| | Linn | 2 | 2 | 0 | 0 | 0 | 3 | 2 | 4 | 0 | 0 | 0 | 13 |
| | Sullivan | 0 | 0 | 0 | 0 | 0 | 2 | 2 | 2 | 0 | 0 | 0 | 6 |
| | Subtotal | 4 | 2 | 0 | 0 | 0 | 6 | 5 | 6 | 1 | 8 | 0 | 32 |
| Circuit #10 | Marion | 6 | 8 | 0 | 0 | 0 | 19 | 76 | 28 | 9 | 21 | 38 | 205 |
| | Monroe | 0 | 0 | 0 | 0 | 0 | 5 | 1 | 4 | 4 | 1 | 0 | 15 |
| | Ralls | 2 | 4 | 0 | 0 | 0 | 0 | 3 | 3 | 7 | 1 | 1 | 21 |
| | Subtotal | 8 | 12 | 0 | 0 | 0 | 24 | 80 | 35 | 20 | 23 | 39 | 241 |
| Circuit #11 | Lincoln | 10 | 2 | 0 | 0 | 0 | 37 | 4 | 6 | 1 | 2 | 3 | 65 |
| | Pike | 1 | 0 | 0 | 0 | 0 | 7 | 1 | 2 | 0 | 0 | 1 | 12 |
| | St Charles | 35 | 41 | 0 | 0 | 3 | 158 | 64 | 293 | 54 | 10 | 100 | 758 |
| | Subtotal | 46 | 43 | 0 | 0 | 3 | 202 | 69 | 301 | 55 | 12 | 104 | 835 |
| Circuit #12 | Audrain | 2 | 3 | 0 | 0 | 0 | 18 | 21 | 16 | 1 | 4 | 0 | 65 |
| | Montgomery | 1 | 0 | 0 | 0 | 0 | 2 | 20 | 13 | 4 | 3 | 4 | 47 |
| | Warren | 5 | 0 | 0 | 0 | 0 | 22 | 3 | 3 | 15 | 0 | 0 | 48 |
| | Subtotal | 8 | 3 | 0 | 0 | 0 | 42 | 44 | 32 | 20 | 7 | 4 | 160 |
| Circuit #13 | Boone | 14 | 13 | 0 | 0 | 4 | 316 | 62 | 0 | 49 | 31 | 3 | 492 |
| | Callaway | 0 | 0 | 0 | 0 | 1 | 39 | 15 | 1 | 7 | 29 | 7 | 99 |
| | Subtotal | 14 | 13 | 0 | 0 | 5 | 355 | 77 | 1 | 56 | 60 | 10 | 591 |
| Circuit #14 | Howard | 0 | 0 | 0 | 0 | 0 | 2 | 0 | 0 | 0 | 0 | 1 | 3 |
| | Randolph | 4 | 4 | 0 | 0 | 1 | 9 | 21 | 5 | 2 | 5 | 8 | 59 |
| | Subtotal | 4 | 4 | 0 | 0 | 1 | 11 | 21 | 5 | 2 | 5 | 9 | 62 |

Appendix C: Status Offense Referral Outcomes by Circuit and County

| | | True / Out of Home Ser- vices | True / In Home Ser- vices | True / No Ser- vices | Not True | Dis- miss | Adjust W/Out Super vision | Adjust W/ Super vision | Adjust No Action | Trans- fer Other Court | Trans- fer Other Agen- cy | Re- jected | Total |
|-------------|-----------------|---|---------------------------------------|-------------------------------|-------------|--------------|------------------------------------|---------------------------------|------------------------|---------------------------------|---------------------------------------|---------------|-------|
| Circuit #15 | Lafayette | 12 | 6 | 1 | 0 | 0 | 40 | 0 | 14 | 3 | 7 | 1 | 84 |
| | Saline | 10 | 1 | 0 | 0 | 0 | 34 | 18 | 1 | 3 | 4 | 4 | 75 |
| | Subtotal | 22 | 7 | 1 | 0 | 0 | 74 | 18 | 15 | 6 | 11 | 5 | 159 |
| Circuit #16 | Jackson | 192 | 142 | 19 | 256 | 11 | 42 | 417 | 357 | 0 | 166 | 82 | 1684 |
| Circuit #17 | Cass | 8 | 13 | 0 | 0 | 1 | 138 | 79 | 20 | 0 | 0 | 4 | 263 |
| | Johnson | 3 | 2 | 0 | 0 | 1 | 25 | 20 | 2 | 0 | 0 | 0 | 53 |
| | Subtotal | 11 | 15 | 0 | 0 | 2 | 163 | 99 | 22 | 0 | 0 | 4 | 316 |
| Circuit #18 | Cooper | 3 | 1 | 0 | 0 | 1 | 8 | 6 | 6 | 2 | 0 | 0 | 27 |
| | Pettis | 5 | 2 | 0 | 0 | 0 | 61 | 20 | 11 | 6 | 12 | 0 | 117 |
| | Subtotal | 8 | 3 | 0 | 0 | 1 | 69 | 26 | 17 | 8 | 12 | 0 | 144 |
| Circuit #19 | Cole | 2 | 133 | 0 | 0 | 0 | 183 | 75 | 14 | 32 | 57 | 1 | 497 |
| Circuit #20 | Franklin | 1 | 5 | 0 | 0 | 0 | 70 | 41 | 1 | 1 | 6 | 1 | 126 |
| | Gasconade | 0 | 1 | 0 | 0 | 0 | 1 | 0 | 0 | 0 | 0 | 1 | 3 |
| | Subtotal | 1 | 6 | 0 | 0 | 0 | 71 | 41 | 1 | 1 | 6 | 2 | 129 |
| Circuit #21 | St Louis County | 36 | 166 | 16 | 0 | 49 | 691 | 471 | 10 | 247 | 11 | 478 | 2175 |
| Circuit #22 | St Louis City | 66 | 179 | 0 | 3 | 64 | 321 | 315 | 151 | 42 | 6 | 389 | 1536 |
| Circuit #23 | Jefferson | 13 | 32 | 0 | 0 | 16 | 120 | 10 | 36 | 1 | 0 | 0 | 228 |
| Circuit #24 | Madison | 0 | 6 | 0 | 0 | 0 | 26 | 3 | 13 | 0 | 0 | 2 | 50 |
| | Perry | 1 | 5 | 0 | 0 | 0 | 59 | 3 | 3 | 1 | 1 | 1 | 74 |
| | St Francois | 1 | 3 | 0 | 0 | 2 | 124 | 20 | 30 | 3 | 12 | 3 | 198 |
| | Ste Genevieve | 1 | 2 | 0 | 0 | 0 | 33 | 4 | 1 | 1 | 0 | 2 | 44 |
| | Washington | 0 | 2 | 1 | 0 | 1 | 150 | 0 | 36 | 1 | 0 | 0 | 191 |
| | Subtotal | 3 | 18 | 1 | 0 | 3 | 392 | 30 | 83 | 6 | 13 | 8 | 557 |
| Circuit #25 | Maries | 0 | 1 | 0 | 0 | 0 | 8 | 17 | 0 | 0 | 0 | 0 | 26 |
| | Phelps | 4 | 0 | 0 | 0 | 0 | 23 | 52 | 3 | 11 | 6 | 1 | 100 |
| | Pulaski | 3 | 2 | 0 | 0 | 0 | 66 | 77 | 3 | 7 | 14 | 1 | 173 |
| | Texas | 3 | 0 | 0 | 0 | 0 | 0 | 3 | 10 | 0 | 0 | 3 | 19 |
| | Subtotal | 10 | 3 | 0 | 0 | 0 | 97 | 149 | 16 | 18 | 20 | 5 | 318 |
| Circuit #26 | Camden | 2 | 0 | 0 | 0 | 1 | 14 | 4 | 2 | 1 | 2 | 1 | 27 |
| | Laclede | 2 | 3 | 0 | 0 | 0 | 12 | 0 | 24 | 2 | 8 | 1 | 52 |
| | Miller | 0 | 2 | 0 | 0 | 0 | 50 | 0 | 3 | 7 | 6 | 0 | 68 |
| | Moniteau | 0 | 3 | 0 | 0 | 0 | 28 | 0 | 1 | 1 | 0 | 1 | 34 |
| | Morgan | 0 | 0 | 0 | 0 | 0 | 21 | 0 | 0 | 1 | 1 | 0 | 23 |
| | Subtotal | 4 | 8 | 0 | 0 | 1 | 125 | 4 | 30 | 12 | 17 | 3 | 204 |
| Circuit #27 | Bates | 2 | 2 | 0 | 0 | 4 | 26 | 31 | 3 | 2 | 7 | 0 | 77 |
| | Henry | 1 | 3 | 0 | 0 | 0 | 39 | 26 | 7 | 4 | 4 | 0 | 84 |
| | St Clair | 2 | 0 | 0 | 0 | 1 | 12 | 6 | 1 | 0 | 0 | 4 | 26 |
| | Subtotal | 5 | 5 | 0 | 0 | 5 | 77 | 63 | 11 | 6 | 11 | 4 | 187 |
| Circuit #28 | Barton | 2 | 1 | 0 | 0 | 0 | 0 | 3 | 0 | 0 | 0 | 0 | 6 |
| | Cedar | 5 | 2 | 0 | 0 | 0 | 5 | 0 | 0 | 0 | 1 | 0 | 13 |
| | Dade | 2 | 1 | 0 | 0 | 0 | 3 | 0 | 0 | 0 | 0 | 0 | 6 |
| | Vernon | 5 | 9 | 0 | 0 | 0 | 14 | 11 | 0 | 2 | 5 | 0 | 46 |
| | Subtotal | 14 | 13 | 0 | 0 | 0 | 22 | 14 | 0 | 2 | 6 | 0 | 71 |
| Circuit #29 | Jasper | 8 | 17 | 0 | 0 | 1 | 94 | 14 | 0 | 20 | 0 | 1 | 155 |

Appendix C: Status Offense Referral Findings by Circuit and County

| | | True / Out of Home Ser- vices | True / In Home Ser- vices | True / No Ser- vices | Not True | Dis- miss | Adjust W/Out Super vision | Adjust W/ Super vision | Adjust No Action | Trans- fer Other Court | Trans- fer Other Agen- cy | Re- jected | Total |
|-------------|----------------|---|---------------------------------------|-------------------------------|-------------|--------------|------------------------------------|---------------------------------|------------------------|---------------------------------|---------------------------------------|---------------|-------|
| Circuit #30 | Benton | 0 | 0 | 0 | 0 | 0 | 6 | 1 | 3 | 2 | 0 | 0 | 12 |
| | Dallas | 1 | 0 | 0 | 0 | 0 | 9 | 0 | 0 | 0 | 0 | 2 | 12 |
| | Hickory | 0 | 0 | 0 | 0 | 0 | 5 | 0 | 0 | 0 | 1 | 1 | 7 |
| | Polk | 0 | 0 | 0 | 3 | 0 | 21 | 1 | 1 | 1 | 3 | 0 | 30 |
| | Webster | 1 | 0 | 0 | 0 | 0 | 19 | 1 | 0 | 8 | 0 | 4 | 33 |
| | Subtotal | 2 | 0 | 0 | 3 | 0 | 60 | 3 | 4 | 11 | 4 | 7 | 94 |
| Circuit #31 | Greene | 11 | 12 | 0 | 0 | 1 | 108 | 103 | 25 | 2 | 14 | 2 | 278 |
| Circuit #32 | Bollinger | 0 | 0 | 0 | 0 | 0 | 0 | 1 | 0 | 0 | 0 | 0 | 1 |
| | Cape Girardeau | 5 | 13 | 0 | 0 | 4 | 143 | 32 | 189 | 41 | 52 | 26 | 505 |
| | Subtotal | 5 | 13 | 0 | 0 | 4 | 143 | 33 | 189 | 41 | 52 | 26 | 506 |
| Circuit #33 | Mississippi | 2 | 15 | 0 | 0 | 0 | 46 | 6 | 36 | 0 | 1 | 12 | 118 |
| | Scott | 2 | 10 | 0 | 0 | 1 | 34 | 16 | 4 | 9 | 4 | 17 | 97 |
| | Subtotal | 4 | 25 | 0 | 0 | 1 | 80 | 22 | 40 | 9 | 5 | 29 | 215 |
| Circuit #34 | New Madrid | 1 | 3 | 0 | 0 | 0 | 23 | 38 | 0 | 6 | 3 | 0 | 74 |
| | Pemiscot | 3 | 1 | 0 | 0 | 0 | 43 | 34 | 0 | 4 | 4 | 0 | 89 |
| | Subtotal | 4 | 4 | 0 | 0 | 0 | 66 | 72 | 0 | 10 | 7 | 0 | 163 |
| Circuit #35 | Dunklin | 6 | 8 | 0 | 0 | 1 | 25 | 7 | 32 | 2 | 6 | 0 | 87 |
| | Stoddard | 3 | 2 | 1 | 0 | 1 | 9 | 13 | 3 | 1 | 0 | 0 | 33 |
| | Subtotal | 9 | 10 | 1 | 0 | 2 | 34 | 20 | 35 | 3 | 6 | 0 | 120 |
| Circuit #36 | Butler | 0 | 1 | 0 | 0 | 0 | 18 | 4 | 12 | 0 | 0 | 0 | 35 |
| | Ripley | 0 | 1 | 0 | 0 | 0 | 2 | 1 | 0 | 0 | 0 | 0 | 4 |
| | Subtotal | 0 | 2 | 0 | 0 | 0 | 20 | 5 | 12 | 0 | 0 | 0 | 39 |
| Circuit #37 | Carter | 0 | 0 | 0 | 0 | 0 | 1 | 0 | 1 | 0 | 1 | 0 | 3 |
| | Howell | 6 | 1 | 0 | 0 | 0 | 15 | 15 | 13 | 11 | 23 | 0 | 84 |
| | Oregon | 2 | 1 | 0 | 0 | 0 | 2 | 1 | 1 | 2 | 9 | 0 | 18 |
| | Shannon | 1 | 0 | 0 | 0 | 0 | 5 | 0 | 1 | 0 | 1 | 0 | 8 |
| | Subtotal | 9 | 2 | 0 | 0 | 0 | 23 | 16 | 16 | 13 | 34 | 0 | 113 |
| Circuit #38 | Christian | 3 | 6 | 0 | 0 | 2 | 5 | 12 | 16 | 1 | 1 | 0 | 46 |
| | Taney | 5 | 2 | 0 | 0 | 0 | 20 | 10 | 2 | 7 | 0 | 3 | 49 |
| | Subtotal | 8 | 8 | 0 | 0 | 2 | 25 | 22 | 18 | 8 | 1 | 3 | 95 |
| Circuit #39 | Barry | 1 | 5 | 0 | 0 | 0 | 21 | 30 | 14 | 1 | 5 | 2 | 79 |
| | Lawrence | 0 | 2 | 0 | 0 | 0 | 14 | 31 | 39 | 2 | 7 | 2 | 97 |
| | Stone | 0 | 1 | 0 | 0 | 0 | 5 | 7 | 6 | 0 | 0 | 2 | 21 |
| | Subtotal | 1 | 8 | 0 | 0 | 0 | 40 | 68 | 59 | 3 | 12 | 6 | 197 |
| Circuit #40 | McDonald | 0 | 0 | 0 | 0 | 0 | 11 | 2 | 4 | 0 | 5 | 1 | 23 |
| | Newton | 3 | 2 | 0 | 0 | 2 | 40 | 6 | 16 | 11 | 4 | 5 | 89 |
| | Subtotal | 3 | 2 | 0 | 0 | 2 | 51 | 8 | 20 | 11 | 9 | 6 | 112 |
| Circuit #41 | Macon | 3 | 0 | 0 | 0 | 0 | 31 | 13 | 34 | 9 | 4 | 2 | 96 |
| | Shelby | 0 | 0 | 0 | 0 | 0 | 14 | 14 | 14 | 1 | 6 | 0 | 49 |
| | Subtotal | 3 | 0 | 0 | 0 | 0 | 45 | 27 | 48 | 10 | 10 | 2 | 145 |
| Circuit #42 | Crawford | 0 | 0 | 0 | 0 | 0 | 13 | 70 | 27 | 0 | 0 | 1 | 111 |
| | Dent | 1 | 0 | 0 | 0 | 0 | 8 | 2 | 8 | 0 | 12 | 0 | 31 |
| | Iron | 1 | 0 | 0 | 0 | 1 | 6 | 17 | 0 | 2 | 2 | 0 | 29 |
| | Reynolds | 0 | 0 | 0 | 0 | 0 | 4 | 11 | 1 | 1 | 0 | 3 | 20 |
| | Wayne | 3 | 1 | 0 | 0 | 0 | 9 | 4 | 3 | 0 | 0 | 0 | 20 |
| | Subtotal | 5 | 1 | 0 | 0 | 1 | 40 | 104 | 39 | 3 | 14 | 4 | 211 |

**Appendix C: Status Offense Referral Outcomes
by Circuit and County**

| | | True / Out of Home Ser- vices | True / In Home Ser- vices | True / No Ser- vices | Not True | Dis- miss | Adjust W/Out Super vision | Adjust W/ Super vision | Adjust No Action | Trans- fer Other Court | Trans- fer Other Agen- cy | Re- jected | Total |
|--------------|------------|---|---------------------------------------|-------------------------------|-------------|--------------|------------------------------------|---------------------------------|------------------------|---------------------------------|---------------------------------------|---------------|-------|
| Circuit #43 | Caldwell | 0 | 2 | 0 | 0 | 0 | 3 | 0 | 1 | 1 | 0 | 0 | 7 |
| | Clinton | 4 | 4 | 0 | 0 | 0 | 17 | 13 | 3 | 5 | 1 | 0 | 47 |
| | Daviess | 0 | 2 | 0 | 0 | 0 | 6 | 3 | 0 | 0 | 0 | 0 | 11 |
| | De Kalb | 1 | 1 | 0 | 0 | 0 | 6 | 2 | 1 | 2 | 2 | 0 | 15 |
| | Livingston | 2 | 5 | 0 | 0 | 0 | 17 | 7 | 9 | 0 | 3 | 1 | 44 |
| | Subtotal | 7 | 14 | 0 | 0 | 0 | 49 | 25 | 14 | 8 | 6 | 1 | 124 |
| Circuit #44 | Douglas | 2 | 1 | 0 | 0 | 0 | 0 | 4 | 9 | 1 | 0 | 0 | 17 |
| | Ozark | 0 | 0 | 0 | 0 | 0 | 0 | 1 | 2 | 1 | 0 | 0 | 4 |
| | Wright | 6 | 2 | 0 | 0 | 0 | 0 | 3 | 15 | 2 | 0 | 0 | 28 |
| | Subtotal | 8 | 3 | 0 | 0 | 0 | 0 | 8 | 26 | 4 | 0 | 0 | 49 |
| Total | 609 | 971 | 41 | 262 | 180 | 4382 | 2771 | 1738 | 704 | 704 | 1344 | 13706 | |

Appendix D: Abuse/Neglect/Custody Referral Outcomes by Circuit and County

| | | True / Out of Home Ser- vices | True / In Home Ser- vices | True / No Ser- vices | Not True | Dis- miss | Adjust W/Out Super vision | Adjust W/ Super vision | Adjust No Action | Trans- fer Other Court | Trans- fer Other Agen- cy | Re- jected | Total |
|-------------|------------|---|---------------------------------------|-------------------------------|-------------|--------------|------------------------------------|---------------------------------|------------------------|---------------------------------|---------------------------------------|---------------|-------|
| Circuit #1 | Clark | 5 | 0 | 0 | 0 | 0 | 0 | 0 | 0 | 0 | 32 | 0 | 37 |
| | Schuyler | 0 | 9 | 0 | 0 | 1 | 0 | 1 | 0 | 0 | 13 | 0 | 24 |
| | Scotland | 0 | 2 | 0 | 0 | 3 | 0 | 1 | 0 | 0 | 14 | 0 | 20 |
| | Subtotal | 5 | 11 | 0 | 0 | 4 | 0 | 2 | 0 | 0 | 59 | 0 | 81 |
| Circuit #2 | Adair | 11 | 10 | 0 | 0 | 0 | 11 | 5 | 0 | 2 | 3 | 2 | 44 |
| | Knox | 14 | 0 | 0 | 0 | 0 | 1 | 4 | 0 | 0 | 4 | 1 | 24 |
| | Lewis | 4 | 8 | 0 | 0 | 0 | 0 | 0 | 3 | 0 | 9 | 1 | 25 |
| | Subtotal | 29 | 18 | 0 | 0 | 0 | 12 | 9 | 3 | 2 | 16 | 4 | 93 |
| Circuit #3 | Grundy | 5 | 4 | 0 | 0 | 2 | 0 | 5 | 0 | 1 | 5 | 2 | 24 |
| | Harrison | 0 | 0 | 0 | 0 | 0 | 0 | 0 | 0 | 0 | 2 | 1 | 3 |
| | Mercer | 0 | 0 | 0 | 3 | 0 | 0 | 0 | 0 | 0 | 1 | 0 | 4 |
| | Putnam | 5 | 0 | 0 | 0 | 0 | 0 | 0 | 0 | 0 | 3 | 2 | 10 |
| | Subtotal | 10 | 4 | 0 | 3 | 2 | 0 | 5 | 0 | 1 | 11 | 5 | 41 |
| Circuit #4 | Atchison | 0 | 0 | 0 | 1 | 0 | 0 | 1 | 0 | 0 | 0 | 0 | 2 |
| | Gentry | 9 | 0 | 0 | 0 | 0 | 3 | 10 | 2 | 0 | 4 | 3 | 31 |
| | Holt | 5 | 0 | 0 | 0 | 0 | 0 | 0 | 0 | 0 | 0 | 0 | 5 |
| | Nodaway | 11 | 9 | 1 | 0 | 1 | 9 | 7 | 7 | 3 | 9 | 7 | 64 |
| | Worth | 4 | 4 | 2 | 0 | 0 | 2 | 7 | 1 | 0 | 1 | 2 | 23 |
| | Subtotal | 29 | 13 | 3 | 1 | 1 | 14 | 25 | 10 | 3 | 14 | 12 | 125 |
| Circuit #5 | Andrew | 0 | 0 | 0 | 0 | 0 | 0 | 1 | 0 | 0 | 0 | 0 | 1 |
| | Buchanan | 24 | 11 | 0 | 0 | 1 | 13 | 16 | 0 | 3 | 79 | 14 | 161 |
| | Subtotal | 24 | 11 | 0 | 0 | 1 | 13 | 17 | 0 | 3 | 79 | 14 | 162 |
| Circuit #6 | Platte | 27 | 7 | 0 | 0 | 5 | 1 | 5 | 2 | 0 | 9 | 4 | 60 |
| Circuit #7 | Clay | 19 | 6 | 0 | 0 | 0 | 0 | 6 | 0 | 0 | 0 | 139 | 170 |
| Circuit #8 | Carroll | 8 | 0 | 0 | 0 | 1 | 0 | 1 | 0 | 0 | 0 | 0 | 10 |
| | Ray | 10 | 1 | 0 | 0 | 1 | 6 | 33 | 1 | 1 | 1 | 4 | 58 |
| | Subtotal | 18 | 1 | 0 | 0 | 2 | 6 | 34 | 1 | 1 | 1 | 4 | 68 |
| Circuit #9 | Chariton | 2 | 1 | 0 | 0 | 0 | 0 | 0 | 0 | 2 | 3 | 0 | 8 |
| | Linn | 5 | 1 | 0 | 0 | 3 | 0 | 0 | 1 | 0 | 0 | 0 | 10 |
| | Sullivan | 8 | 1 | 0 | 0 | 1 | 0 | 0 | 0 | 0 | 1 | 1 | 12 |
| | Subtotal | 15 | 3 | 0 | 0 | 4 | 0 | 0 | 1 | 2 | 4 | 1 | 30 |
| Circuit #10 | Marion | 5 | 0 | 0 | 2 | 1 | 0 | 2 | 1 | 1 | 18 | 21 | 51 |
| | Monroe | 4 | 1 | 0 | 0 | 2 | 0 | 1 | 1 | 1 | 5 | 0 | 15 |
| | Ralls | 0 | 0 | 0 | 0 | 1 | 0 | 0 | 0 | 0 | 3 | 1 | 5 |
| | Subtotal | 9 | 1 | 0 | 2 | 4 | 0 | 3 | 2 | 2 | 26 | 22 | 71 |
| Circuit #11 | Lincoln | 20 | 0 | 0 | 0 | 11 | 3 | 1 | 5 | 1 | 3 | 0 | 44 |
| | Pike | 4 | 4 | 0 | 0 | 1 | 0 | 0 | 0 | 0 | 0 | 0 | 9 |
| | St Charles | 27 | 35 | 0 | 1 | 11 | 0 | 1 | 3 | 1 | 0 | 7 | 86 |
| | Subtotal | 51 | 39 | 0 | 1 | 23 | 3 | 2 | 8 | 2 | 3 | 7 | 139 |
| Circuit #12 | Audrain | 18 | 1 | 0 | 0 | 0 | 4 | 0 | 2 | 0 | 11 | 1 | 37 |
| | Montgomery | 10 | 0 | 0 | 0 | 1 | 0 | 0 | 3 | 0 | 10 | 0 | 24 |
| | Warren | 13 | 0 | 0 | 0 | 3 | 61 | 22 | 2 | 0 | 0 | 1 | 102 |
| | Subtotal | 41 | 1 | 0 | 0 | 4 | 65 | 22 | 7 | 0 | 21 | 2 | 163 |
| Circuit #13 | Boone | 17 | 10 | 0 | 0 | 6 | 256 | 13 | 0 | 15 | 154 | 5 | 476 |
| | Callaway | 30 | 11 | 2 | 2 | 4 | 13 | 0 | 0 | 1 | 32 | 110 | 205 |
| | Subtotal | 47 | 21 | 2 | 2 | 10 | 269 | 13 | 0 | 16 | 186 | 115 | 681 |
| Circuit #14 | Howard | 7 | 0 | 0 | 0 | 3 | 0 | 0 | 3 | 0 | 0 | 0 | 13 |
| | Randolph | 21 | 4 | 0 | 0 | 4 | 7 | 1 | 9 | 3 | 1 | 6 | 56 |
| | Subtotal | 28 | 4 | 0 | 0 | 7 | 7 | 1 | 12 | 3 | 1 | 6 | 69 |
| Circuit #15 | Lafayette | 12 | 5 | 0 | 0 | 0 | 13 | 0 | 0 | 0 | 17 | 0 | 47 |
| | Saline | 23 | 6 | 0 | 0 | 0 | 0 | 0 | 1 | 0 | 21 | 8 | 59 |
| | Subtotal | 35 | 11 | 0 | 0 | 0 | 13 | 0 | 1 | 0 | 38 | 8 | 106 |
| Circuit #16 | Jackson | 246 | 279 | 86 | 370 | 46 | 12 | 0 | 50 | 0 | 1559 | 378 | 3026 |
| Circuit #17 | Cass | 44 | 11 | 1 | 1 | 10 | 49 | 47 | 25 | 0 | 0 | 0 | 188 |
| | Johnson | 23 | 3 | 0 | 1 | 2 | 4 | 15 | 5 | 0 | 0 | 0 | 53 |
| | Subtotal | 67 | 14 | 1 | 2 | 12 | 53 | 62 | 30 | 0 | 0 | 0 | 241 |

**Appendix D: Abuse/Neglect/Custody Referral Outcomes
by Circuit and County**

| | | True / Out of Home Ser- vices | True / In Home Ser- vices | True / No Ser- vices | Not True | Dis- miss | Adjust W/Out Super vision | Adjust W/ Super vision | Adjust No Action | Trans- fer Other Count y | Trans- fer Other Agen- cy | Re- jected | Total |
|-------------|-----------------|---|---------------------------------------|-------------------------------|-------------|--------------|------------------------------------|---------------------------------|------------------------|--------------------------------------|---------------------------------------|---------------|-------|
| Circuit #18 | Cooper | 4 | 1 | 0 | 0 | 1 | 2 | 8 | 3 | 0 | 9 | 0 | 28 |
| | Pettis | 13 | 3 | 0 | 0 | 3 | 0 | 0 | 0 | 0 | 9 | 0 | 28 |
| | Subtotal | 17 | 4 | 0 | 0 | 4 | 2 | 8 | 3 | 0 | 18 | 0 | 56 |
| Circuit #19 | Cole | 13 | 18 | 0 | 0 | 0 | 16 | 3 | 2 | 15 | 35 | 0 | 102 |
| Circuit #20 | Franklin | 35 | 1 | 0 | 0 | 1 | 4 | 3 | 1 | 0 | 1 | 0 | 46 |
| | Gasconade | 13 | 0 | 0 | 0 | 0 | 0 | 0 | 0 | 0 | 0 | 0 | 13 |
| | Osage | 6 | 0 | 0 | 0 | 0 | 0 | 0 | 0 | 0 | 0 | 0 | 6 |
| | Subtotal | 54 | 1 | 0 | 0 | 1 | 4 | 3 | 1 | 0 | 1 | 0 | 65 |
| Circuit #21 | St Louis County | 53 | 774 | 157 | 0 | 125 | 6 | 204 | 9 | 45 | 0 | 333 | 1706 |
| Circuit #22 | St Louis City | 608 | 64 | 0 | 65 | 260 | 462 | 86 | 473 | 53 | 1 | 88 | 2160 |
| Circuit #23 | Jefferson | 87 | 29 | 0 | 0 | 29 | 0 | 0 | 1 | 5 | 0 | 0 | 151 |
| Circuit #24 | Madison | 7 | 0 | 0 | 0 | 0 | 0 | 0 | 66 | 0 | 0 | 1 | 74 |
| | Perry | 4 | 0 | 0 | 0 | 2 | 4 | 1 | 0 | 0 | 7 | 0 | 18 |
| | St Francois | 20 | 3 | 0 | 0 | 4 | 10 | 7 | 139 | 1 | 1 | 1 | 186 |
| | Ste Genevieve | 3 | 0 | 0 | 0 | 1 | 4 | 0 | 5 | 0 | 14 | 0 | 27 |
| | Washington | 24 | 1 | 1 | 0 | 5 | 9 | 0 | 59 | 1 | 1 | 0 | 101 |
| Subtotal | 58 | 4 | 1 | 0 | 12 | 27 | 8 | 269 | 2 | 23 | 2 | 406 | |
| Circuit #25 | Maries | 1 | 0 | 0 | 0 | 0 | 0 | 5 | 0 | 0 | 0 | 0 | 6 |
| | Phelps | 39 | 5 | 0 | 1 | 1 | 0 | 35 | 3 | 2 | 6 | 0 | 92 |
| | Pulaski | 30 | 14 | 0 | 0 | 0 | 2 | 1 | 1 | 0 | 20 | 7 | 75 |
| | Texas | 15 | 2 | 0 | 0 | 0 | 0 | 0 | 1 | 0 | 1 | 3 | 22 |
| | Subtotal | 85 | 21 | 0 | 1 | 1 | 2 | 41 | 5 | 2 | 27 | 10 | 195 |
| Circuit #26 | Camden | 3 | 0 | 0 | 0 | 0 | 0 | 1 | 0 | 2 | 9 | 1 | 16 |
| | Laclede | 7 | 1 | 0 | 0 | 0 | 0 | 0 | 1 | 0 | 4 | 0 | 13 |
| | Miller | 6 | 0 | 0 | 0 | 0 | 3 | 0 | 0 | 1 | 18 | 0 | 28 |
| | Moniteau | 2 | 0 | 0 | 0 | 0 | 0 | 0 | 0 | 0 | 4 | 0 | 6 |
| | Morgan | 1 | 0 | 0 | 0 | 2 | 1 | 0 | 1 | 0 | 2 | 0 | 7 |
| | Subtotal | 19 | 1 | 0 | 0 | 2 | 4 | 1 | 2 | 3 | 37 | 1 | 70 |
| Circuit #27 | Bates | 15 | 2 | 0 | 0 | 9 | 12 | 15 | 3 | 0 | 26 | 0 | 82 |
| | Henry | 11 | 1 | 0 | 0 | 1 | 12 | 21 | 0 | 0 | 8 | 0 | 54 |
| | St Clair | 2 | 0 | 0 | 0 | 2 | 0 | 2 | 2 | 0 | 1 | 0 | 9 |
| | Subtotal | 28 | 3 | 0 | 0 | 12 | 24 | 38 | 5 | 0 | 35 | 0 | 145 |
| Circuit #28 | Barton | 12 | 0 | 0 | 1 | 1 | 0 | 4 | 0 | 0 | 0 | 0 | 18 |
| | Cedar | 5 | 1 | 0 | 0 | 1 | 0 | 0 | 0 | 0 | 0 | 0 | 7 |
| | Dade | 5 | 0 | 0 | 0 | 2 | 0 | 1 | 0 | 1 | 0 | 0 | 9 |
| | Vernon | 6 | 0 | 0 | 0 | 0 | 2 | 2 | 1 | 0 | 0 | 0 | 11 |
| | Subtotal | 28 | 1 | 0 | 1 | 4 | 2 | 7 | 1 | 1 | 0 | 0 | 45 |
| Circuit #29 | Jasper | 69 | 30 | 0 | 0 | 19 | 16 | 81 | 0 | 7 | 0 | 31 | 190 |
| Circuit #30 | Benton | 3 | 0 | 0 | 1 | 0 | 6 | 0 | 4 | 0 | 5 | 0 | 19 |
| | Dallas | 5 | 0 | 0 | 0 | 0 | 7 | 0 | 1 | 0 | 1 | 1 | 15 |
| | Hickory | 1 | 0 | 0 | 2 | 0 | 5 | 0 | 1 | 0 | 1 | 1 | 11 |
| | Polk | 1 | 0 | 0 | 0 | 0 | 2 | 0 | 5 | 0 | 7 | 0 | 15 |
| | Webster | 2 | 0 | 0 | 2 | 2 | 5 | 6 | 0 | 0 | 2 | 1 | 20 |
| | Subtotal | 12 | 0 | 0 | 5 | 2 | 25 | 6 | 11 | 0 | 16 | 3 | 80 |
| Circuit #31 | Greene | 198 | 42 | 0 | 0 | 17 | 46 | 155 | 46 | 3 | 73 | 8 | 588 |
| Circuit #32 | Bollinger | 7 | 0 | 0 | 0 | 3 | 0 | 2 | 0 | 0 | 3 | 0 | 15 |
| | Cape Girardeau | 41 | 5 | 0 | 0 | 10 | 0 | 5 | 2 | 7 | 12 | 0 | 82 |
| | Subtotal | 48 | 5 | 0 | 0 | 13 | 0 | 7 | 2 | 7 | 15 | 0 | 97 |

Appendix D: Abuse/Neglect/Custody Referral Findings by Circuit and County

| | | True / Out of Home Ser- vices | True / In Home Ser- vices | True / No Ser- vices | Not True | Dis- miss | Adjust W/Out Super vision | Adjust W/ Super vision | Adjust No Action | Trans- fer Other Court | Trans- fer Other Agen- cy | Re- jected | Total |
|--------------|-------------|---|---------------------------------------|-------------------------------|-------------|--------------|------------------------------------|---------------------------------|------------------------|---------------------------------|---------------------------------------|---------------|--------------|
| Circuit #33 | Mississippi | 28 | 34 | 0 | 5 | 7 | 18 | 0 | 28 | 0 | 5 | 9 | 134 |
| | Scott | 23 | 0 | 1 | 0 | 1 | 2 | 0 | 0 | 0 | 0 | 3 | 30 |
| | Subtotal | 51 | 34 | 1 | 5 | 8 | 20 | 0 | 28 | 0 | 5 | 12 | 164 |
| Circuit #34 | New Madrid | 32 | 12 | 0 | 1 | 1 | 4 | 3 | 0 | 2 | 1 | 1 | 57 |
| | Pemiscot | 42 | 0 | 0 | 2 | 1 | 0 | 0 | 0 | 1 | 2 | 0 | 48 |
| | Subtotal | 74 | 12 | 0 | 3 | 2 | 4 | 3 | 0 | 3 | 3 | 1 | 105 |
| Circuit #35 | Dunklin | 29 | 11 | 3 | 0 | 0 | 2 | 2 | 4 | 1 | 2 | 2 | 56 |
| | Stoddard | 37 | 4 | 0 | 0 | 4 | 0 | 0 | 1 | 1 | 11 | 0 | 58 |
| | Subtotal | 66 | 15 | 3 | 0 | 4 | 2 | 2 | 5 | 2 | 13 | 2 | 114 |
| Circuit #36 | Butler | 5 | 0 | 0 | 0 | 0 | 1 | 36 | 2 | 0 | 0 | 0 | 44 |
| | Ripley | 0 | 2 | 0 | 0 | 0 | 0 | 0 | 0 | 0 | 0 | 0 | 2 |
| | Subtotal | 5 | 2 | 0 | 0 | 0 | 1 | 36 | 2 | 0 | 0 | 0 | 46 |
| Circuit #37 | Carter | 4 | 2 | 0 | 0 | 0 | 0 | 0 | 0 | 4 | 1 | 0 | 11 |
| | Howell | 16 | 3 | 0 | 0 | 1 | 2 | 0 | 7 | 0 | 21 | 0 | 50 |
| | Oregon | 6 | 0 | 0 | 1 | 0 | 1 | 0 | 1 | 4 | 4 | 0 | 17 |
| | Shannon | 7 | 0 | 0 | 0 | 0 | 0 | 0 | 0 | 1 | 5 | 0 | 13 |
| | Subtotal | 33 | 5 | 0 | 1 | 1 | 3 | 0 | 8 | 9 | 31 | 0 | 91 |
| Circuit #38 | Christian | 29 | 8 | 0 | 2 | 18 | 1 | 0 | 3 | 1 | 0 | 2 | 64 |
| | Taney | 21 | 0 | 0 | 0 | 2 | 1 | 0 | 0 | 1 | 1 | 0 | 26 |
| | Subtotal | 50 | 8 | 0 | 2 | 20 | 2 | 0 | 3 | 2 | 1 | 2 | 90 |
| Circuit #39 | Barry | 1 | 0 | 0 | 0 | 0 | 4 | 0 | 13 | 2 | 8 | 8 | 36 |
| | Lawrence | 0 | 0 | 1 | 0 | 0 | 24 | 0 | 17 | 2 | 9 | 10 | 63 |
| | Stone | 13 | 0 | 0 | 0 | 0 | 0 | 0 | 1 | 0 | 0 | 1 | 15 |
| | Subtotal | 14 | 0 | 1 | 0 | 0 | 28 | 0 | 31 | 4 | 17 | 19 | 114 |
| Circuit #40 | McDonald | 36 | 18 | 0 | 0 | 2 | 0 | 6 | 2 | 0 | 0 | 0 | 64 |
| | Newton | 94 | 30 | 13 | 0 | 12 | 17 | 8 | 7 | 4 | 13 | 0 | 198 |
| | Subtotal | 130 | 48 | 13 | 0 | 14 | 17 | 14 | 9 | 4 | 13 | 0 | 262 |
| Circuit #41 | Macon | 7 | 2 | 0 | 0 | 0 | 2 | 6 | 30 | 5 | 9 | 0 | 61 |
| | Shelby | 4 | 0 | 0 | 0 | 0 | 3 | 5 | 13 | 0 | 2 | 1 | 28 |
| | Subtotal | 11 | 2 | 0 | 0 | 0 | 5 | 11 | 43 | 5 | 11 | 1 | 89 |
| Circuit #42 | Crawford | 1 | 0 | 0 | 0 | 1 | 0 | 9 | 4 | 0 | 2 | 0 | 17 |
| | Dent | 6 | 0 | 0 | 0 | 3 | 4 | 0 | 1 | 0 | 4 | 2 | 20 |
| | Iron | 4 | 1 | 0 | 0 | 2 | 0 | 1 | 0 | 0 | 0 | 0 | 8 |
| | Reynolds | 0 | 0 | 0 | 0 | 0 | 1 | 3 | 0 | 7 | 4 | 0 | 15 |
| | Wayne | 9 | 5 | 0 | 0 | 0 | 0 | 7 | 0 | 0 | 6 | 0 | 27 |
| | Subtotal | 20 | 6 | 0 | 0 | 6 | 5 | 20 | 5 | 7 | 16 | 2 | 87 |
| Circuit #43 | Caldwell | 2 | 2 | 0 | 0 | 0 | 63 | 39 | 12 | 0 | 2 | 2 | 122 |
| | Clinton | 10 | 4 | 0 | 0 | 0 | 4 | 3 | 0 | 0 | 9 | 0 | 30 |
| | Daviess | 8 | 0 | 0 | 0 | 0 | 42 | 34 | 12 | 0 | 2 | 10 | 108 |
| | De Kalb | 4 | 0 | 0 | 0 | 0 | 1 | 0 | 0 | 0 | 2 | 0 | 7 |
| | Livingston | 9 | 0 | 0 | 0 | 0 | 32 | 20 | 11 | 0 | 4 | 1 | 77 |
| | Subtotal | 33 | 6 | 0 | 0 | 0 | 142 | 96 | 35 | 0 | 19 | 13 | 344 |
| Circuit #44 | Douglas | 10 | 0 | 2 | 0 | 0 | 0 | 0 | 1 | 0 | 0 | 0 | 13 |
| | Ozark | 12 | 0 | 0 | 0 | 0 | 0 | 2 | 0 | 0 | 0 | 0 | 14 |
| | Wright | 16 | 0 | 1 | 0 | 0 | 0 | 1 | 16 | 0 | 0 | 0 | 34 |
| | Subtotal | 38 | 0 | 3 | 0 | 0 | 0 | 3 | 17 | 0 | 0 | 0 | 61 |
| Total | | 2602 | 1579 | 271 | 464 | 681 | 1333 | 976 | 1143 | 214 | 2437 | 1249 | 12949 |

Appendix E: Administrative Referral Outcomes by Circuit and County

| | | Perma nency Plan- ning | True/ Out of Home Ser- vices | True/ In Home Ser- vices | True/ No Ser- vices | Not True | Dis- miss | Adjust W/Out Super vision | Adjust W/ Super vision | Adjust No Action | Trans- fer Other Court | Trans- fer Other Agenc y | Re- jected | Total |
|-------------|------------|---------------------------------|--|--------------------------------------|------------------------------|-------------|--------------|------------------------------------|---------------------------------|------------------------|---------------------------------|--------------------------------------|---------------|-------|
| Circuit #1 | Clark | 42 | 0 | 0 | 0 | 0 | 0 | 0 | 0 | 0 | 0 | 0 | 0 | 42 |
| | Schuyler | 8 | 0 | 0 | 0 | 0 | 0 | 0 | 0 | 0 | 0 | 0 | 0 | 8 |
| | Scotland | 9 | 0 | 0 | 0 | 0 | 0 | 0 | 0 | 0 | 0 | 0 | 0 | 9 |
| | Subtotal | 59 | 0 | 0 | 0 | 0 | 0 | 0 | 0 | 0 | 0 | 0 | 0 | 59 |
| Circuit #2 | Adair | 63 | 1 | 0 | 0 | 0 | 1 | 1 | 0 | 4 | 0 | 0 | 0 | 70 |
| | Knox | 11 | 0 | 1 | 0 | 0 | 0 | 0 | 0 | 0 | 0 | 0 | 0 | 12 |
| | Lewis | 27 | 0 | 1 | 0 | 0 | 0 | 2 | 1 | 1 | 0 | 2 | 0 | 34 |
| | Subtotal | 101 | 1 | 2 | 0 | 0 | 1 | 3 | 1 | 5 | 0 | 2 | 0 | 116 |
| Circuit #3 | Grundy | 34 | 0 | 0 | 0 | 0 | 0 | 0 | 0 | 0 | 0 | 0 | 0 | 34 |
| | Harrison | 7 | 0 | 0 | 0 | 0 | 0 | 0 | 0 | 1 | 0 | 0 | 0 | 8 |
| | Putnam | 4 | 0 | 0 | 0 | 0 | 0 | 0 | 0 | 0 | 1 | 0 | 0 | 5 |
| | Subtotal | 45 | 0 | 0 | 0 | 0 | 0 | 0 | 0 | 1 | 1 | 0 | 0 | 47 |
| Circuit #4 | Atchison | 9 | 0 | 0 | 2 | 0 | 0 | 0 | 0 | 0 | 0 | 0 | 0 | 11 |
| | Gentry | 52 | 0 | 0 | 2 | 0 | 0 | 0 | 1 | 0 | 1 | 0 | 0 | 56 |
| | Holt | 20 | 0 | 0 | 1 | 0 | 0 | 0 | 0 | 0 | 0 | 0 | 0 | 21 |
| | Nodaway | 159 | 1 | 2 | 8 | 0 | 0 | 7 | 12 | 3 | 0 | 2 | 0 | 194 |
| | Worth | 58 | 0 | 0 | 0 | 0 | 0 | 0 | 0 | 0 | 1 | 1 | 0 | 60 |
| | Subtotal | 298 | 1 | 2 | 13 | 0 | 0 | 7 | 13 | 3 | 2 | 3 | 0 | 342 |
| Circuit #5 | Buchanan | 198 | 13 | 7 | 0 | 0 | 0 | 5 | 4 | 0 | 0 | 17 | 0 | 244 |
| Circuit #6 | Platte | 111 | 4 | 0 | 0 | 0 | 1 | 0 | 0 | 0 | 1 | 0 | 1 | 118 |
| Circuit #7 | Clay | 0 | 0 | 1 | 0 | 0 | 0 | 0 | 1 | 0 | 0 | 0 | 9 | 11 |
| Circuit #8 | Carroll | 15 | 0 | 0 | 0 | 0 | 0 | 0 | 1 | 1 | 0 | 0 | 0 | 17 |
| | Ray | 39 | 2 | 2 | 0 | 0 | 0 | 0 | 4 | 1 | 3 | 1 | 0 | 52 |
| | Subtotal | 54 | 2 | 2 | 0 | 0 | 0 | 0 | 5 | 2 | 3 | 1 | 0 | 69 |
| Circuit #9 | Chariton | 42 | 0 | 0 | 0 | 0 | 0 | 0 | 1 | 0 | 0 | 0 | 0 | 43 |
| | Linn | 82 | 0 | 0 | 0 | 0 | 0 | 0 | 0 | 0 | 0 | 0 | 0 | 82 |
| | Sullivan | 50 | 0 | 1 | 0 | 0 | 3 | 0 | 3 | 0 | 0 | 0 | 0 | 57 |
| | Subtotal | 174 | 0 | 1 | 0 | 0 | 3 | 0 | 4 | 0 | 0 | 0 | 0 | 182 |
| Circuit #10 | Marion | 70 | 58 | 23 | 0 | 0 | 1 | 0 | 3 | 1 | 1 | 1 | 0 | 158 |
| | Monroe | 24 | 18 | 6 | 0 | 0 | 0 | 0 | 0 | 0 | 0 | 0 | 0 | 48 |
| | Ralls | 17 | 8 | 2 | 0 | 0 | 0 | 0 | 0 | 0 | 0 | 0 | 0 | 27 |
| | Subtotal | 111 | 84 | 31 | 0 | 0 | 1 | 0 | 3 | 1 | 1 | 1 | 0 | 233 |
| Circuit #11 | Lincoln | 2 | 1 | 0 | 0 | 0 | 0 | 1 | 0 | 0 | 0 | 0 | 0 | 4 |
| | Pike | 9 | 0 | 0 | 0 | 0 | 0 | 0 | 0 | 0 | 0 | 0 | 0 | 9 |
| | St Charles | 202 | 0 | 0 | 0 | 0 | 1 | 0 | 0 | 1 | 0 | 0 | 1 | 205 |
| | Subtotal | 213 | 1 | 0 | 0 | 0 | 1 | 1 | 0 | 1 | 0 | 0 | 1 | 218 |
| Circuit #12 | Audrain | 191 | 0 | 1 | 0 | 0 | 0 | 1 | 4 | 0 | 0 | 0 | 0 | 197 |
| | Montgomery | 101 | 0 | 0 | 0 | 0 | 0 | 0 | 0 | 0 | 0 | 0 | 1 | 102 |
| | Warren | 81 | 0 | 0 | 0 | 0 | 0 | 2 | 3 | 0 | 0 | 0 | 0 | 86 |
| | Subtotal | 373 | 0 | 1 | 0 | 0 | 0 | 3 | 7 | 0 | 0 | 0 | 1 | 385 |
| Circuit #13 | Boone | 0 | 10 | 6 | 0 | 0 | 4 | 28 | 6 | 0 | 0 | 2 | 1 | 57 |
| | Callaway | 0 | 3 | 5 | 0 | 0 | 2 | 1 | 1 | 0 | 0 | 0 | 0 | 12 |
| | Subtotal | 0 | 13 | 11 | 0 | 0 | 6 | 29 | 7 | 0 | 0 | 2 | 1 | 69 |
| Circuit #14 | Howard | 6 | 0 | 0 | 0 | 0 | 0 | 0 | 0 | 0 | 0 | 0 | 0 | 6 |
| | Randolph | 39 | 3 | 0 | 0 | 0 | 0 | 0 | 0 | 0 | 0 | 0 | 0 | 42 |
| | Subtotal | 45 | 3 | 0 | 0 | 0 | 0 | 0 | 0 | 0 | 0 | 0 | 0 | 48 |
| Circuit #15 | Lafayette | 27 | 6 | 0 | 0 | 0 | 0 | 4 | 1 | 0 | 0 | 1 | 0 | 39 |
| | Saline | 65 | 1 | 1 | 0 | 0 | 0 | 1 | 0 | 1 | 0 | 0 | 0 | 69 |
| | Subtotal | 92 | 7 | 1 | 0 | 0 | 0 | 5 | 1 | 1 | 0 | 1 | 0 | 108 |
| Circuit #16 | Jackson | 0 | 97 | 61 | 10 | 137 | 3 | 14 | 2 | 93 | 0 | 19 | 28 | 464 |

Appendix E: Administrative Referral Outcomes by Circuit and County

| | | Perma- nency Plan- ning | True / Out of Home Ser- vices | True / In Home Ser- vices | True / No Ser- vices | Not True | Dis- miss | Adjust W/Out Super- vision | Adjust W/ Super- vision | Adjust No Action | Trans- fer Other Court | Trans- fer Other Agenc- y | Re- jected | Total |
|-------------|-----------------|----------------------------------|---|---------------------------------------|-------------------------------|-------------|--------------|-------------------------------------|----------------------------------|------------------------|---------------------------------|---------------------------------------|---------------|-------|
| Circuit #17 | Cass | 40 | 0 | 0 | 0 | 0 | 0 | 0 | 1 | 0 | 0 | 0 | 1 | 42 |
| | Johnson | 0 | 4 | 0 | 0 | 0 | 0 | 0 | 0 | 0 | 0 | 0 | 0 | 4 |
| | Subtotal | 40 | 4 | 0 | 0 | 0 | 0 | 0 | 1 | 0 | 0 | 0 | 1 | 46 |
| Circuit #18 | Cooper | 56 | 0 | 0 | 0 | 0 | 0 | 0 | 2 | 0 | 0 | 0 | 0 | 58 |
| | Pettis | 102 | 1 | 0 | 0 | 0 | 0 | 2 | 7 | 0 | 1 | 5 | 0 | 118 |
| | Subtotal | 158 | 1 | 0 | 0 | 0 | 0 | 2 | 9 | 0 | 1 | 5 | 0 | 176 |
| Circuit #19 | Cole | 21 | 3 | 43 | 0 | 0 | 0 | 0 | 5 | 0 | 12 | 2 | 0 | 86 |
| Circuit #20 | Franklin | 234 | 0 | 0 | 0 | 0 | 0 | 0 | 4 | 0 | 0 | 0 | 0 | 238 |
| | Gasconade | 17 | 0 | 0 | 0 | 0 | 0 | 0 | 0 | 0 | 0 | 0 | 0 | 17 |
| | Osage | 22 | 0 | 0 | 0 | 0 | 0 | 0 | 0 | 0 | 0 | 0 | 0 | 22 |
| | Subtotal | 273 | 0 | 0 | 0 | 0 | 0 | 0 | 4 | 0 | 0 | 0 | 0 | 277 |
| Circuit #21 | St Louis County | 627 | 11 | 80 | 5 | 0 | 23 | 19 | 31 | 0 | 6 | 2 | 186 | 990 |
| Circuit #22 | St Louis City | 2113 | 87 | 39 | 0 | 0 | 36 | 1387 | 35 | 45 | 18 | 1 | 13 | 3774 |
| Circuit #23 | Jefferson | 114 | 6 | 2 | 0 | 0 | 5 | 2 | 1 | 0 | 1 | 0 | 0 | 131 |
| Circuit #24 | Madison | 8 | 0 | 1 | 0 | 0 | 0 | 1 | 2 | 0 | 0 | 0 | 0 | 12 |
| | Perry | 2 | 0 | 0 | 0 | 0 | 0 | 0 | 0 | 1 | 0 | 0 | 0 | 3 |
| | St Francois | 38 | 4 | 1 | 0 | 0 | 1 | 0 | 4 | 0 | 0 | 0 | 0 | 48 |
| | Ste Genevieve | 3 | 0 | 0 | 0 | 0 | 0 | 1 | 0 | 0 | 0 | 0 | 0 | 4 |
| | Washington | 170 | 0 | 0 | 0 | 0 | 0 | 0 | 1 | 0 | 0 | 0 | 0 | 171 |
| | Subtotal | 221 | 4 | 2 | 0 | 0 | 1 | 2 | 7 | 1 | 0 | 0 | 0 | 238 |
| Circuit #25 | Maries | 15 | 1 | 1 | 0 | 0 | 0 | 0 | 3 | 0 | 0 | 0 | 0 | 20 |
| | Phelps | 67 | 0 | 0 | 4 | 0 | 0 | 3 | 8 | 1 | 0 | 0 | 0 | 83 |
| | Pulaski | 66 | 1 | 0 | 0 | 0 | 0 | 0 | 0 | 0 | 0 | 0 | 0 | 67 |
| | Texas | 102 | 1 | 0 | 0 | 0 | 0 | 0 | 2 | 0 | 0 | 0 | 0 | 105 |
| | Subtotal | 250 | 3 | 1 | 4 | 0 | 0 | 3 | 13 | 1 | 0 | 0 | 0 | 275 |
| Circuit #26 | Laclede | 1 | 0 | 0 | 0 | 0 | 0 | 0 | 0 | 0 | 0 | 0 | 0 | 1 |
| | Miller | 0 | 0 | 0 | 0 | 0 | 0 | 0 | 0 | 0 | 1 | 0 | 0 | 1 |
| | Subtotal | 1 | 0 | 0 | 0 | 0 | 0 | 0 | 0 | 0 | 1 | 0 | 0 | 2 |
| Circuit #27 | Bates | 54 | 0 | 1 | 0 | 0 | 0 | 2 | 1 | 0 | 0 | 0 | 0 | 58 |
| | Henry | 99 | 0 | 0 | 0 | 0 | 0 | 0 | 1 | 0 | 0 | 1 | 0 | 101 |
| | St Clair | 18 | 0 | 0 | 0 | 0 | 0 | 1 | 0 | 0 | 0 | 0 | 0 | 19 |
| | Subtotal | 171 | 0 | 1 | 0 | 0 | 0 | 3 | 2 | 0 | 0 | 1 | 0 | 178 |
| Circuit #28 | Barton | 28 | 0 | 0 | 0 | 0 | 0 | 0 | 0 | 0 | 0 | 0 | 0 | 28 |
| | Cedar | 32 | 2 | 0 | 0 | 0 | 0 | 0 | 2 | 0 | 0 | 0 | 0 | 36 |
| | Dade | 6 | 1 | 1 | 0 | 0 | 0 | 0 | 0 | 0 | 0 | 0 | 0 | 8 |
| | Vernon | 113 | 1 | 0 | 0 | 0 | 0 | 0 | 0 | 0 | 0 | 0 | 0 | 114 |
| | Subtotal | 179 | 4 | 1 | 0 | 0 | 0 | 0 | 2 | 0 | 0 | 0 | 0 | 186 |
| Circuit #29 | Jasper | 326 | 28 | 1 | 0 | 0 | 1 | 0 | 0 | 0 | 0 | 0 | 0 | 356 |
| Circuit #30 | Benton | 24 | 0 | 0 | 0 | 0 | 0 | 0 | 0 | 0 | 0 | 0 | 0 | 24 |
| | Dallas | 23 | 0 | 0 | 0 | 0 | 0 | 0 | 1 | 0 | 0 | 0 | 0 | 24 |
| | Hickory | 1 | 0 | 0 | 0 | 0 | 0 | 0 | 0 | 0 | 0 | 0 | 0 | 1 |
| | Polk | 41 | 0 | 0 | 0 | 0 | 0 | 0 | 0 | 0 | 0 | 0 | 0 | 41 |
| | Webster | 34 | 0 | 0 | 0 | 0 | 0 | 0 | 0 | 0 | 0 | 0 | 0 | 34 |
| | Subtotal | 123 | 0 | 0 | 0 | 0 | 0 | 0 | 1 | 0 | 0 | 0 | 0 | 124 |
| Circuit #31 | Greene | 822 | 4 | 1 | 0 | 0 | 0 | 0 | 3 | 0 | 1 | 4 | 0 | 835 |
| Circuit #32 | Bollinger | 2 | 0 | 0 | 0 | 0 | 3 | 0 | 0 | 0 | 0 | 0 | 0 | 5 |
| | Cape Girardeau | 144 | 2 | 2 | 0 | 0 | 9 | 0 | 2 | 0 | 0 | 1 | 0 | 160 |
| | Subtotal | 146 | 2 | 2 | 0 | 0 | 12 | 0 | 2 | 0 | 0 | 1 | 0 | 165 |
| Circuit #33 | Mississippi | 383 | 1 | 1 | 0 | 0 | 0 | 1 | 0 | 0 | 2 | 0 | 0 | 388 |
| | Scott | 189 | 0 | 0 | 0 | 0 | 0 | 1 | 1 | 0 | 1 | 0 | 1 | 193 |
| | Subtotal | 572 | 1 | 1 | 0 | 0 | 0 | 2 | 1 | 0 | 3 | 0 | 1 | 581 |

**Appendix E: Administrative Referral Outcomes
by Circuit and County**

| | | Perma- nency Plan- ning | True / Out of Home Ser- vices | True / In Home Ser- vices | True / No Ser- vices | Not True | Dis- miss | Adjust W/Out Super vision | Adjust W/ Super vision | Adjust No Action | Trans- fer Other Court | Trans- fer Other Agenc y | Re- jected | Total |
|--------------|------------|----------------------------------|---|---------------------------------------|-------------------------------|-------------|--------------|------------------------------------|---------------------------------|------------------------|---------------------------------|--------------------------------------|---------------|--------------|
| Circuit #34 | New Madrid | 15 | 0 | 1 | 1 | 0 | 0 | 0 | 1 | 0 | 3 | 0 | 0 | 21 |
| | Pemiscot | 1 | 1 | 0 | 0 | 0 | 0 | 0 | 3 | 0 | 0 | 1 | 0 | 6 |
| | Subtotal | 16 | 1 | 1 | 1 | 0 | 0 | 0 | 4 | 0 | 3 | 1 | 0 | 27 |
| Circuit #35 | Dunklin | 0 | 1 | 0 | 0 | 0 | 0 | 2 | 0 | 0 | 0 | 0 | 0 | 3 |
| | Stoddard | 30 | 1 | 4 | 0 | 0 | 0 | 0 | 1 | 0 | 0 | 0 | 1 | 37 |
| | Subtotal | 30 | 2 | 4 | 0 | 0 | 0 | 2 | 1 | 0 | 0 | 0 | 1 | 40 |
| Circuit #36 | Butler | 26 | 0 | 1 | 0 | 0 | 0 | 1 | 1 | 0 | 0 | 0 | 0 | 29 |
| Circuit #37 | Howell | 0 | 0 | 0 | 0 | 0 | 0 | 1 | 0 | 7 | 1 | 0 | 0 | 9 |
| | Oregon | 0 | 0 | 0 | 0 | 0 | 0 | 0 | 0 | 0 | 1 | 0 | 0 | 1 |
| | Subtotal | 0 | 0 | 0 | 0 | 0 | 0 | 1 | 0 | 7 | 2 | 0 | 0 | 10 |
| Circuit #38 | Christian | 78 | 1 | 2 | 0 | 0 | 0 | 0 | 1 | 0 | 0 | 0 | 0 | 82 |
| | Taney | 164 | 0 | 0 | 0 | 0 | 0 | 0 | 0 | 0 | 0 | 0 | 0 | 164 |
| | Subtotal | 242 | 1 | 2 | 0 | 0 | 0 | 0 | 1 | 0 | 0 | 0 | 0 | 246 |
| Circuit #39 | Barry | 6 | 1 | 1 | 0 | 0 | 0 | 0 | 0 | 0 | 0 | 0 | 0 | 8 |
| | Lawrence | 4 | 0 | 1 | 0 | 0 | 0 | 0 | 3 | 2 | 0 | 0 | 0 | 10 |
| | Stone | 0 | 1 | 0 | 0 | 0 | 0 | 0 | 0 | 0 | 0 | 0 | 0 | 1 |
| | Subtotal | 10 | 2 | 2 | 0 | 0 | 0 | 0 | 3 | 2 | 0 | 0 | 0 | 19 |
| Circuit #40 | McDonald | 5 | 1 | 0 | 4 | 0 | 1 | 7 | 2 | 3 | 5 | 0 | 0 | 28 |
| | Newton | 32 | 3 | 0 | 15 | 0 | 3 | 13 | 1 | 5 | 2 | 3 | 0 | 77 |
| | Subtotal | 37 | 4 | 0 | 19 | 0 | 4 | 20 | 3 | 8 | 7 | 3 | 0 | 105 |
| Circuit #41 | Macon | 61 | 0 | 0 | 0 | 0 | 8 | 12 | 1 | 21 | 0 | 1 | 0 | 104 |
| | Shelby | 7 | 1 | 1 | 0 | 0 | 2 | 4 | 7 | 2 | 0 | 0 | 0 | 24 |
| | Subtotal | 68 | 1 | 1 | 0 | 0 | 10 | 16 | 8 | 23 | 0 | 1 | 0 | 128 |
| Circuit #42 | Crawford | 11 | 0 | 0 | 0 | 0 | 0 | 0 | 0 | 0 | 0 | 0 | 0 | 11 |
| | Dent | 42 | 0 | 0 | 0 | 0 | 0 | 0 | 1 | 0 | 0 | 0 | 0 | 43 |
| | Wayne | 19 | 0 | 0 | 0 | 0 | 0 | 0 | 0 | 0 | 0 | 0 | 0 | 19 |
| | Subtotal | 72 | 0 | 0 | 0 | 0 | 0 | 0 | 1 | 0 | 0 | 0 | 0 | 73 |
| Circuit #43 | Caldwell | 12 | 0 | 0 | 0 | 0 | 0 | 0 | 0 | 0 | 0 | 0 | 0 | 12 |
| | Clinton | 63 | 5 | 1 | 0 | 0 | 0 | 0 | 0 | 0 | 0 | 0 | 0 | 69 |
| | Daviess | 20 | 0 | 0 | 0 | 0 | 0 | 0 | 2 | 0 | 0 | 0 | 0 | 22 |
| | De Kalb | 20 | 0 | 1 | 0 | 0 | 0 | 0 | 0 | 0 | 0 | 0 | 0 | 21 |
| | Livingston | 21 | 0 | 2 | 0 | 0 | 0 | 0 | 13 | 2 | 0 | 1 | 0 | 39 |
| | Subtotal | 136 | 5 | 4 | 0 | 0 | 0 | 0 | 15 | 2 | 0 | 1 | 0 | 163 |
| Circuit #44 | Douglas | 86 | 0 | 1 | 0 | 0 | 0 | 0 | 0 | 0 | 0 | 0 | 0 | 87 |
| | Ozark | 30 | 0 | 0 | 0 | 0 | 0 | 0 | 0 | 1 | 0 | 0 | 0 | 31 |
| | Wright | 129 | 1 | 1 | 0 | 0 | 0 | 0 | 2 | 1 | 0 | 0 | 0 | 134 |
| | Subtotal | 245 | 1 | 2 | 0 | 0 | 0 | 0 | 2 | 2 | 0 | 0 | 0 | 252 |
| Total | | 8913 | 401 | 311 | 52 | 137 | 108 | 1527 | 204 | 198 | 63 | 68 | 243 | 12225 |

Appendix F Out-of-Home Placements by Circuit

| | Court Residential Care | | Department of Mental Health | | Division of Family Services | | Division of Youth Services | | Relative | | Private Residential Care | | Public Agency | | Other | | Total Cases |
|--------------|------------------------|-------------|-----------------------------|------------|-----------------------------|-------------|----------------------------|-------------|------------|------------|--------------------------|------------|---------------|-----------|------------|------------|-------------|
| | Cases | % | Cases | % | Cases | % | Cases | % | Cases | % | Cases | % | Cases | % | Cases | % | |
| Circuit #1 | 0 | 0 | 0 | 0 | 7 | 63.6 | 2 | 18.2 | 1 | 9.1 | 1 | 9.1 | 0 | 0 | 0 | 0 | 11 |
| Circuit #2 | 1 | 2.4 | 0 | 0 | 28 | 68.3 | 9 | 22.0 | 1 | 2.4 | 0 | 0 | 2 | 5.0 | 0 | 0 | 41 |
| Circuit #3 | 0 | 0 | 0 | 0 | 8 | 61.5 | 2 | 15.4 | 3 | 23.1 | 0 | 0 | 0 | 0 | 0 | 0 | 13 |
| Circuit #4 | 0 | 0 | 9 | 18.0 | 22 | 44.0 | 0 | 0 | 9 | 18.0 | 2 | 4.0 | 4 | 8.0 | 4 | 8.0 | 50 |
| Circuit #5 | 48 | 55.2 | 4 | 4.6 | 26 | 30.0 | 8 | 9.2 | 1 | 1.2 | 0 | 0 | 0 | 0 | 0 | 0 | 87 |
| Circuit #6 | 2 | 6.1 | 0 | 0 | 22 | 66.7 | 4 | 12.1 | 4 | 12.1 | 0 | 0 | 1 | 3.0 | 0 | 0 | 33 |
| Circuit #7 | 0 | 0 | 0 | 0 | 6 | 13.6 | 3 | 6.8 | 0 | 0 | 1 | 2.3 | 1 | 2.3 | 33 | 75.0 | 44 |
| Circuit #8 | 0 | 0 | 0 | 0 | 25 | 69.4 | 10 | 28.0 | 0 | 0 | 0 | 0 | 0 | 0 | 1 | 2.8 | 36 |
| Circuit #9 | 1 | 4.8 | 1 | 4.8 | 14 | 66.7 | 0 | 0 | 3 | 14.3 | 2 | 9.5 | 0 | 0 | 0 | 0 | 21 |
| Circuit #10 | 0 | 0 | 0 | 0 | 94 | 81.7 | 5 | 4.4 | 9 | 7.8 | 5 | 4.4 | 1 | 0.9 | 1 | 0.9 | 115 |
| Circuit #11 | 0 | 0 | 2 | 1.2 | 61 | 35.3 | 63 | 36.4 | 11 | 6.4 | 32 | 18.5 | 0 | 0 | 4 | 2.3 | 173 |
| Circuit #12 | 1 | 1.5 | 0 | 0 | 48 | 71.0 | 11 | 16.2 | 8 | 11.8 | 0 | 0 | 0 | 0 | 0 | 0 | 68 |
| Circuit #13 | 74 | 49.3 | 3 | 2.0 | 49 | 32.7 | 20 | 13.3 | 0 | 0 | 2 | 1.3 | 0 | 0 | 2 | 1.3 | 150 |
| Circuit #14 | 0 | 0 | 0 | 0 | 31 | 75.6 | 4 | 9.8 | 6 | 14.6 | 0 | 0 | 0 | 0 | 0 | 0 | 41 |
| Circuit #15 | 0 | 0 | 4 | 4.7 | 51 | 60.0 | 16 | 18.8 | 10 | 11.8 | 4 | 4.7 | 0 | 0 | 0 | 0 | 85 |
| Circuit #16 | 464 | 51.2 | 3 | 0.3 | 302 | 33.3 | 113 | 12.5 | 5 | 0.6 | 12 | 1.3 | 0 | 0 | 8 | 0.9 | 907 |
| Circuit #17 | 8 | 7.6 | 1 | 0.9 | 61 | 57.6 | 8 | 7.6 | 27 | 25.5 | 1 | 0.9 | 0 | 0 | 0 | 0 | 106 |
| Circuit #18 | 0 | 0 | 2 | 5.7 | 21 | 60.0 | 9 | 25.7 | 3 | 8.6 | 0 | 0 | 0 | 0 | 0 | 0 | 35 |
| Circuit #19 | 0 | 0 | 0 | 0 | 12 | 57.1 | 3 | 14.3 | 6 | 28.6 | 0 | 0 | 0 | 0 | 0 | 0 | 21 |
| Circuit #20 | 1 | 1.5 | 1 | 1.5 | 56 | 86.2 | 6 | 9.2 | 0 | 0 | 1 | 1.5 | 0 | 0 | 0 | 0 | 65 |
| Circuit #21 | 113 | 28.7 | 0 | 0 | 24 | 6.1 | 204 | 51.8 | 0 | 0 | 49 | 12.4 | 0 | 0 | 4 | 1.0 | 394 |
| Circuit #22 | 57 | 5.4 | 0 | 0 | 423 | 39.7 | 338 | 31.2 | 148 | 13.9 | 97 | 9.1 | 3 | 0.3 | 0 | 0 | 1066 |
| Circuit #23 | 0 | 0 | 1 | 0.7 | 95 | 64.6 | 41 | 27.9 | 0 | 0 | 10 | 6.8 | 0 | 0 | 0 | 0 | 147 |
| Circuit #24 | 1 | 1.0 | 0 | 0 | 56 | 56.6 | 39 | 39.4 | 3 | 3.0 | 0 | 0 | 0 | 0 | 0 | 0 | 99 |
| Circuit #25 | 2 | 1.8 | 2 | 1.8 | 78 | 70.9 | 9 | 8.2 | 17 | 15.5 | 0 | 0 | 0 | 0 | 2 | 1.8 | 110 |
| Circuit #26 | 0 | 0 | 0 | 0 | 22 | 53.7 | 18 | 43.9 | 1 | 2.4 | 0 | 0 | 0 | 0 | 0 | 0 | 41 |
| Circuit #27 | 0 | 0 | 9 | 25.7 | 15 | 42.9 | 2 | 5.7 | 6 | 17.1 | 0 | 0 | 0 | 0 | 3 | 8.6 | 35 |
| Circuit #28 | 0 | 0 | 0 | 0 | 46 | 85.2 | 2 | 3.7 | 0 | 0 | 6 | 11.1 | 0 | 0 | 0 | 0 | 54 |
| Circuit #29 | 0 | 0 | 0 | 0 | 34 | 25.4 | 54 | 40.3 | 12 | 9.0 | 0 | 0 | 0 | 0 | 34 | 25.4 | 134 |
| Circuit #30 | 0 | 0 | 1 | 6.7 | 13 | 86.7 | 1 | 6.7 | 0 | 0 | 0 | 0 | 0 | 0 | 0 | 0 | 15 |
| Circuit #31 | 1 | 0.4 | 1 | 0.4 | 182 | 69.5 | 55 | 21.0 | 7 | 2.7 | 5 | 1.9 | 0 | 0 | 11 | 4.2 | 262 |
| Circuit #32 | 0 | 0 | 0 | 0 | 53 | 72.6 | 18 | 24.7 | 0 | 0 | 2 | 2.7 | 0 | 0 | 0 | 0 | 73 |
| Circuit #33 | 1 | 1.4 | 0 | 0 | 38 | 52.8 | 12 | 16.7 | 18 | 25 | 0 | 0 | 0 | 0 | 3 | 4.2 | 72 |
| Circuit #34 | 0 | 0 | 0 | 0 | 59 | 57.8 | 19 | 18.6 | 23 | 22.6 | 0 | 0 | 1 | 1.0 | 0 | 0 | 102 |
| Circuit #35 | 1 | 1.1 | 2 | 2.1 | 17 | 17.9 | 17 | 17.9 | 46 | 48.4 | 5 | 5.3 | 0 | 0 | 7 | 7.4 | 95 |
| Circuit #36 | 0 | 0 | 0 | 0 | 4 | 50.0 | 3 | 37.5 | 1 | 12.5 | 0 | 0 | 0 | 0 | 0 | 0 | 8 |
| Circuit #37 | 3 | 6.1 | 0 | 0 | 34 | 69.4 | 1 | 2.0 | 9 | 18.3 | 2 | 4.1 | 0 | 0 | 0 | 0 | 49 |
| Circuit #38 | 3 | 3.9 | 0 | 0 | 54 | 70.1 | 13 | 16.9 | 7 | 9.1 | 0 | 0 | 0 | 0 | 0 | 0 | 77 |
| Circuit #39 | 0 | 0 | 0 | 0 | 12 | 54.6 | 6 | 27.3 | 4 | 18.2 | 0 | 0 | 0 | 0 | 0 | 0 | 22 |
| Circuit #40 | 0 | 0 | 1 | 0.7 | 81 | 52.9 | 13 | 8.5 | 51 | 33.3 | 4 | 2.6 | 0 | 0 | 3 | 2.0 | 153 |
| Circuit #41 | 2 | 8.7 | 0 | 0 | 2 | 8.7 | 1 | 4.4 | 7 | 30.4 | 9 | 39.1 | 1 | 4.4 | 1 | 4.4 | 23 |
| Circuit #42 | 0 | 0 | 0 | 0 | 22 | 62.9 | 8 | 22.9 | 5 | 14.3 | 0 | 0 | 0 | 0 | 0 | 0 | 35 |
| Circuit #43 | 0 | 0 | 3 | 6.0 | 32 | 64.0 | 5 | 10.0 | 8 | 16.0 | 2 | 4.0 | 0 | 0 | 0 | 0 | 50 |
| Circuit #44 | 3 | 5.8 | 0 | 0 | 39 | 75.0 | 6 | 11.5 | 4 | 7.7 | 0 | 0 | 0 | 0 | 0 | 0 | 52 |
| Total | 787 | 14.9 | 50 | 1.0 | 2379 | 45.1 | 1181 | 22.4 | 484 | 9.2 | 254 | 4.8 | 14 | .3 | 121 | 2.3 | 5270 |

Appendix G In-Home Services by Circuit

| | Court Probation Supervision | | Department of Mental Health | | Division of Family Services | | Division of Youth Services | | Private Agency | | Other Public Agency | | Other | | Total Cases |
|-------------|-----------------------------|------|-----------------------------|-----|-----------------------------|-------|----------------------------|-----|----------------|------|---------------------|------|-------|------|-------------|
| | Cases | % | Cases | % | Cases | % | Cases | % | Cases | % | Cases | % | Cases | % | |
| Circuit #1 | 71 | 47.3 | 0 | 0 | 48 | 32.0 | 1 | 0.7 | 28 | 18.7 | 1 | 0.7 | 1 | 0.7 | 150 |
| Circuit #2 | 124 | 78.0 | 0 | 0 | 27 | 17.2 | 0 | 0 | 1 | 0.6 | 5 | 3.2 | 0 | 0 | 157 |
| Circuit #3 | 29 | 63.0 | 2 | 4.4 | 7 | 15.2 | 0 | 0 | 6 | 13.0 | 2 | 4.4 | 0 | 0 | 46 |
| Circuit #4 | 166 | 78.7 | 0 | 0 | 37 | 17.5 | 0 | 0 | 1 | 0.5 | 7 | 3.3 | 0 | 0 | 211 |
| Circuit #5 | 182 | 46.1 | 1 | 0.3 | 23 | 5.8 | 0 | 0 | 1 | 0.3 | 187 | 47.3 | 1 | 0.3 | 395 |
| Circuit #6 | 204 | 83.0 | 0 | 0 | 9 | 3.7 | 0 | 0 | 13 | 5.4 | 1 | 0.4 | 16 | 6.6 | 243 |
| Circuit #7 | 11 | 7.1 | 0 | 0 | 0 | 0 | 0 | 0 | 0 | 0 | 0 | 0 | 143 | 92.9 | 154 |
| Circuit #8 | 64 | 54.2 | 2 | 1.7 | 44 | 37.3 | 0 | 0 | 1 | 0.9 | 7 | 5.9 | 0 | 0 | 118 |
| Circuit #9 | 54 | 91.5 | 0 | 0 | 4 | 6.8 | 0 | 0 | 1 | 1.7 | 0 | 0 | 0 | 0 | 59 |
| Circuit #10 | 247 | 85.5 | 0 | 0 | 41 | 14.2 | 0 | 0 | 0 | 0 | 1 | 0.4 | 0 | 0 | 289 |
| Circuit #11 | 485 | 90.5 | 0 | 0 | 42 | 7.8 | 1 | 0.2 | 7 | 1.3 | 1 | 0.2 | 0 | 0 | 536 |
| Circuit #12 | 183 | 82.9 | 0 | 0 | 25 | 11.3 | 3 | 1.4 | 4 | 1.8 | 4 | 1.8 | 2 | 0.9 | 221 |
| Circuit #13 | 456 | 69.1 | 1 | 0.2 | 195 | 29.6 | 0 | 0 | 0 | 0 | 8 | 1.2 | 0 | 0 | 660 |
| Circuit #14 | 92 | 60.1 | 1 | .6 | 4 | 2.6 | 0 | 0 | 0 | 0 | 2 | 1.3 | 54 | 35.3 | 153 |
| Circuit #15 | 127 | 89.4 | 0 | 0 | 12 | 8.5 | 0 | 0 | 0 | 0 | 2 | 1.4 | 1 | 0.7 | 142 |
| Circuit #16 | 1330 | 78.0 | 0 | 0 | 341 | 20.0 | 0 | 0 | 35 | 2.1 | 0 | 0 | 0 | 0 | 1706 |
| Circuit #17 | 227 | 66.6 | 8 | 2.4 | 89 | 26.1 | 0 | 0 | 6 | 1.8 | 10 | 2.9 | 1 | 0.3 | 341 |
| Circuit #18 | 167 | 73.3 | 0 | 0 | 22 | 9.7 | 0 | 0 | 12 | 5.3 | 21 | 9.2 | 6 | 2.6 | 228 |
| Circuit #19 | 453 | 81.6 | 7 | 1.3 | 73 | 13.1 | 4 | 0.7 | 0 | 0 | 16 | 2.9 | 2 | 0.4 | 555 |
| Circuit #20 | 313 | 90.5 | 5 | 1.5 | 15 | 4.3 | 8 | 2.3 | 1 | 0.3 | 2 | 0.6 | 2 | 0.6 | 346 |
| Circuit #21 | 3382 | 67.7 | 0 | 0 | 805 | 16.1 | 0 | 0 | 0 | 0 | 0 | 0 | 806 | 16.1 | 4993 |
| Circuit #22 | 1894 | 89.0 | 0 | 0 | 0 | 0 | 0 | 0 | 230 | 10.9 | 0 | 0 | 5 | 0.2 | 2129 |
| Circuit #23 | 200 | 82.3 | 0 | 0 | 37 | 15.2 | 0 | 0 | 0 | 0 | 0 | 0 | 6 | 2.5 | 243 |
| Circuit #24 | 235 | 81.3 | 1 | 0.4 | 16 | 5.5 | 1 | 0.4 | 23 | 8.0 | 7 | 2.4 | 6 | 2.1 | 289 |
| Circuit #25 | 444 | 80.0 | 0 | 0 | 80 | 14.4 | 0 | 0 | 5 | 0.9 | 15 | 2.7 | 11 | 2.0 | 555 |
| Circuit #26 | 91 | 94.8 | 0 | 0 | 3 | 3.1 | 0 | 0 | 0 | 0 | 1 | 1.0 | 1 | 1.0 | 96 |
| Circuit #27 | 193 | 72.8 | 1 | 0.4 | 42 | 15.9 | 3 | 1.1 | 21 | 7.9 | 3 | 1.1 | 2 | 0.8 | 265 |
| Circuit #28 | 65 | 76.5 | 0 | 0 | 19 | 22.4 | 0 | 0 | 1 | 1.2 | 0 | 0 | 0 | 0 | 85 |
| Circuit #29 | 148 | 76.7 | 0 | 0 | 44 | 22.8 | 0 | 0 | 0 | 0 | 0 | 0 | 1 | 0.5 | 193 |
| Circuit #30 | 76 | 91.6 | 0 | 0 | 7 | 8.4 | 0 | 0 | 0 | 0 | 0 | 0 | 0 | 0 | 83 |
| Circuit #31 | 610 | 55.7 | 0 | 0 | 206 | 18.8 | 4 | 0.4 | 51 | 4.7 | 102 | 9.3 | 123 | 11.2 | 1096 |
| Circuit #32 | 166 | 74.1 | 4 | 1.8 | 16 | 7.1 | 2 | 0.9 | 24 | 10.7 | 11 | 4.9 | 1 | 0.5 | 224 |
| Circuit #33 | 264 | 76.3 | 0 | 0 | 61 | 17.6 | 0 | 0 | 6 | 1.7 | 12 | 3.5 | 3 | 0.9 | 346 |
| Circuit #34 | 225 | 87.6 | 5 | 2.0 | 18 | 7.0 | 0 | 0 | 3 | 1.2 | 5 | 2.0 | 1 | 0.4 | 257 |
| Circuit #35 | 187 | 89.5 | 1 | 0.5 | 15 | 7.2 | 2 | 1.0 | 1 | 0.5 | 3 | 1.4 | 0 | 0 | 209 |
| Circuit #36 | 30 | 43.5 | 0 | 0 | 39 | 56.5 | 0 | 0 | 0 | 0 | 0 | 0 | 0 | 0 | 69 |
| Circuit #37 | 136 | 86.6 | 0 | 0 | 12 | 7.6 | 0 | 0 | 4 | 2.6 | 4 | 2.6 | 1 | 0.6 | 157 |
| Circuit #38 | 117 | 85.4 | 0 | 0 | 11 | 8.0 | 0 | 0 | 1 | 0.7 | 5 | 3.7 | 3 | 2.2 | 137 |
| Circuit #39 | 218 | 92.8 | 0 | 0 | 0 | 0 | 0 | 0 | 11 | 4.5 | 2 | .9 | 4 | 1.7 | 235 |
| Circuit #40 | 57 | 43.5 | 1 | 0.8 | 70 | 53.44 | 0 | 0 | 1 | 0.8 | 0 | 0 | 2 | 1.5 | 131 |
| Circuit #41 | 102 | 72.9 | 0 | 0 | 14 | 10.0 | 0 | 0 | 6 | 4.3 | 0 | 0 | 18 | 12.9 | 140 |
| Circuit #42 | 206 | 73.8 | 0 | 0 | 31 | 11.1 | 1 | 0.4 | 12 | 4.3 | 19 | 6.8 | 10 | 3.6 | 279 |
| Circuit #43 | 154 | 52.2 | 0 | 0 | 110 | 37.3 | 0 | 0 | 24 | 8.1 | 4 | 1.4 | 3 | 1.0 | 295 |
| Circuit #44 | 99 | 93.4 | 0 | 0 | 6 | 5.7 | 0 | 0 | 0 | 0 | 1 | 0.9 | 0 | 0 | 106 |
| Total | 14284 | 73.9 | 40 | 0.2 | 2720 | 14.1 | 30 | 0.2 | 541 | 2.8 | 471 | 2.4 | 1236 | 6.4 | 19322 |



MISSOURI DEPARTMENT OF SOCIAL SERVICES
 DIVISION OF YOUTH SERVICES
MISSOURI STATEWIDE JUVENILE INFORMATION SYSTEM

Appendix H

027397

1a. Reporting county _____ 1b. County of residence _____ 1c. County allegation occurred _____
 2. Reporting circuit _____
 3. Juvenile's I.D. No. _____
 4. Juvenile's sex _____ (1) Male (2) Female
 5. Juvenile's race _____ (1) White (2) Black (3) Hispanic (4) American Indian (5) Oriental (8) Other
 6. Date of birth _____
 Month Day Year

Choose one of the following: 7a, 7b, or 7c.

7a. Date of referral _____ 7b. Date of Dispositional Review Hearing _____ 7c. Date of Permanency Planning Review Team meeting _____
 Month Day Year Month Day Year Month Day Year
 (If 7b or 7c applies, proceed to 20.)

8. Major allegation for this referral _____ (See instructions.)
 9. Total number of law violations associated with this referral _____
 10. Total number of status offenses associated with this referral _____
 11. Total number of prior law violations for this juvenile _____
 12. Total number of prior status offenses for this juvenile _____
 13. Total number of prior abuse/neglect reports for this juvenile _____
 14. Source of referral _____ (Choose one.)
 01 Law enforcement agency 04 Div. of Family Services 07 Juvenile Court personnel 10 Parent
 02 School personnel 05 Private social agency 08 Other Juvenile Court 11 Other relative
 03 Department of Mental Health 06 Public social agency 09 Victim or self referral 12 Other (specify) _____

15a. Was there placement in a Secure Juvenile Detention Facility for this referral?
 _____ (1) Yes (2) No If No, proceed to 16a.
 b. Was detention less than 24 hours?
 _____ (1) Yes (2) No
 c. If detention was 24 hours or more, number of days in detention for this referral

 d. Was the juvenile placed in secure detention for violating a prior valid court order?
 _____ (1) Yes (2) No Proceed to 16a.

16a. Was there Other Prehearing Placement for this referral?
 _____ (1) Yes (2) No If No, proceed to 17.
 b. Was placement less than 24 hours?
 _____ (1) Yes (2) No
 c. If placement was 24 hours or more, number of days in prehearing placement for this referral

 d. Type of facility
 _____ (1) Foster home (2) Group foster home (3) Group home (4) Institution/facility (5) Other (specify) _____
 e. Operator of facility
 _____ (1) DFS (2) DMH (3) Juvenile Court (4) City/county government (5) Private (6) Other (specify) _____

17. Date of disposition for this referral _____
 Month Day Year
 18. Choose from one of the codes listed below to describe the Finding/Outcome for this referral _____
 (If code "01" is used, answer 19a. If either code "02" or "08" is used, answer 19b. If any other code is used, proceed to 20.)

| | |
|---|--|
| 01 Allegation found true (with petition) and juvenile receives out-of-home placement (Designate below in question 19a.) | 07 Informal adjustment without supervision |
| 02 Allegation found true (with petition) and juvenile receives in-home services (Designate below in question 19b.) | 08 Informal adjustment with supervision (Designate below in question 19b.) |
| 03 Allegation found true (with petition) and juvenile receives no services | 09 Informal adjustment, no action |
| 04 Allegation found not true (with petition) | 10 Transfer to other Juvenile Court with county number _____ |
| 05 Sustain motion to dismiss (with petition) | 11 Transfer to other agency _____ (Use agency codes listed under question 19.) |
| 06 Sustain motion to dismiss for certification (with petition) | 12 Referral rejected |

19a. Type of out-of-home placement received _____ 19b. Type of in-home services received _____
 1 Court Residential Care Services 4 Div. of Family Services 7 Private agency (specify) _____
 2 Court Probation Supervision 5 Div. of Youth Services 8 Public agency (specify) _____
 3 Department of Mental Health 6 Relative 9 Other (specify) _____

20. NAME OF PERSON COMPLETING THIS FORM _____
 SEND COMPLETED FORMS TO: RESEARCH & EVALUATION, DEPARTMENT OF SOCIAL SERVICES, P.O. BOX 1527, JEFFERSON CITY, MISSOURI 65102. IF YOU WANT A COPY OF THE INSTRUCTIONS OR HAVE ANY QUESTIONS, WRITE TO ADDRESS ABOVE OR CALL (314) 751-3060.