If you have issues viewing or accessing this file contact us at NCJRS.gov.

CRIME

IN WEST VIRGINIA

1973

UNIFORM CRIME REPORTS

R L BONAR
SUPERINTENDENT

35274

UNIFORM CRIME REPORTS

STATE OF WEST VIRGINIA

Annual Report

January - December, 1973

Compiled By
West Virginia Department of Public Safety
Uniform Crime Reporting Section
South Charleston, West Virginia

DEPARTMENT OF PUBLIC SAFETY
(West Virginia State Police)
CHARLESTON 25305

R. L. BONAR
SUPERINTENDENT

April, 1974

ARCH A. MOORE, JR
GOVERNOR

The Honorable Arch A. Moore, Jr.
Governor - State of West Virginia
Capitol Building
Charleston, West Virginia

Dear Governor Moore:

In accordance with Chapter 15, Article 2, Section 29i of the Code of West Virginia, the Department of Public Safety respectfully submits the second annual report on crime in West Virginia. Information contained herein is based on statistics submitted to this Department on a daily, monthly and annual basis by law enforcement agencies within West Virginia.

After two years of operating our Uniform Crime Reporting Program, we are now able to comprehensively compare crime statistics for the years of 1972 and 1973.

It must be noted that the purpose of Uniform Crime Reports is not to see who makes the most arrests or investigates the most crimes. They are an instrument to determine factors indicative of the crime problem in a given geographical area. In order to reduce crime, we must first know its extent, type and location.

This report is dedicated to the many law enforcement officers and public officials who have participated in the West Virginia Uniform Crime Reporting Program. Their diligence and interest has made this report possible.

Respectfully submitted,

R. L. Bonar

R. L. BONAR, COLONEL
Superintendent

RLB:tjg

ACKNOWLEDGEMENT

This report was published through financial assistance provided by the Law Enforcement Assistance Administration, United States Department of Justice.

TABLE OF CONTENTS

Letter of Transmittal i
Acknowledgement iii
Introduction 1
Classification of Offenses 4
Part I Offenses 5
Part II Offenses 7
Profile of West Virginia 11
Crime Factors 14
Crime Index 15
Calculation of Rates and Percentages 15
West Virginia Offense Data 19
Crime Index Offenses 20
Murder 29
Forcible Rape 35
Robbery 39
Felonious Assault 43
Breaking and Entering 47
Larceny—Theft 51
Auto Theft 55
West Virginia Arrest Data 59
Violent Crime 60
Property Crime 61
Narcotic Drug Law Arrests 61
Gambling Arrests 61
Total West Virginia Arrests 69
Total Arrests by Age 70-71
Total Arrests by Sex 72
Total Arrests by Race 73
Law Enforcement Employee Data 75
Law Enforcement Employee Rates 76
Law Enforcement Officers Killed and Assaulted 77
County, Municipal and State Offense Data (Crime Index) 87
Values of Property Stolen and Recovered 105
County, Municipal and State Arrest Data (Part I Offenses) 125
County, Municipal and State Arrest Data (Part II Offenses) 147

LIST OF TABLES AND CHARTS

Total Crime Index by Month 23
Violent Crime by Month 24
Non-violent Crime by Month 25
Value of Property Stolen by Type of Offense 26
Value of Property Stolen and Percent Recovered 27
West Virginia Crime Index 28
Murder by Month 31
Murder Victims by Age, Sex, and Race 32
Murders by Type of Weapon 33
Murders by Day of Week 33
Percent Distribution of Murder Victims by Circumstance 34
Forcible Rape by Month 37
Forcible Rape—Percent Distribution 38
Robbery by Month 41
Robbery—Percent Distribution and Value Stolen 42
Felonious Assault by Month 45
Felonious Assault—Weapon Used 46
Breaking and Entering by Month 49
Breaking and Entering—Value Stolen and Percent Distribution 50
Larceny—Theft by Month 53
Larceny—Theft - Value Stolen 54
Auto Theft by Month 57
Auto Theft—Stolen and Recovered 58
Percent Analysis of Index Offenses Cleared by Arrest 62
Comparison of Adult and Juvenile Arrests 63
Analysis of Narcotic Drug Law Arrests 64
Narcotic Drug Law Arrests by Age 65
Narcotic Drug Law Arrests by Sex and Race 66
Analysis of Gambling Arrests 67
Total West Virginia Arrests 69
Total Arrests by Age 70-71
Total Arrests by Sex 72
Total Arrests by Race 73
Analysis of Assaults on Law Enforcement Officers 78-81
Percent Distribution by Type of Activity 78
Analysis by Type of Weapon Used 79
Percent with Injury—By Type of Weapon 80
Assaults by Time 80
Percent of Assaults Cleared—By Circumstance 81
Crime Index Report 87
Values of Property Stolen and Recovered 105
Part I Arrests 125
Part II Arrests 147
Map of West Virginia 183

INTRODUCTION

The West Virginia Uniform Crime Reporting Program is the first of many steps to be taken in the establishment of an effective State-wide Criminal Justice Information System. This particular phase of the CJIS is oriented toward law enforcement and has brought about a state-wide uniform method of collecting crime statistical data, producing a consolidated annual report concerning crime in West Virginia, and reporting state-wide crime statistics from a single agency to the Federal Bureau of Investigation.

National Uniform Crime Reporting Program

The counterpart of the state-wide UCR Program is the National UCR Program which is under the direction of the Federal Bureau of Investigation. This national program is the result of a need for nation-wide and uniform compilation of law enforcement statistics. Uniform Crime Reports were first collected in 1930 after being developed by a committee of the International Association of Chiefs of Police.

Today the IACP continues to serve in an advisory capacity to the FBI in its operation of the program.

Crime statistics voluntarily submitted by individual law enforcement agencies from all fifty states are presented annually in the FBI's Uniform Crime Reports Publication entitled "Crime in the United States."

In the last several years the FBI has been actively assisting individual states in the development of state-wide programs of law enforcement statistics compatible with the National UCR Program. In taking advantage of the invaluable assistance provided, West Virginia has developed its own state-wide program for collection of law enforcement statistics.

West Virginia Uniform Crime Reporting Program

The West Virginia Uniform Crime Reporting Program involves the uniform compilation, classification, and analysis of crime statistics reported by all law enforcement agencies of the state pursuant to guides and regulations prescribed by law.

The West Virginia Legislature in the Criminal Identification Bureau Act of 1971 established the Uniform Crime Reporting Statute.

The responsibility and authority for collection and dissemination of UCR data was given to the West Virginia Department of Public Safety (State Police). This program became operational January 1, 1972.

Criminal Identification Bureau Act of 1971
Chapter 15, Article 2, Section 29, Sub-section i

(1) All state, county and municipal law enforcement agencies shall submit to the bureau uniform crime reports setting forth their activities in connection with law enforcement. It shall be the duty of the bureau to adopt and promulgate rules and regulations prescribing the forms, general content, time and manner of submission of such Uniform Crime Reports. Willful or repeated failure by any state, county or municipal law enforcement official to submit the Uniform Crime Reports as required in this article shall constitute neglect of duty in public office. The Bureau shall correlate the reports submitted to it and shall compile and submit to the governor and the legislature semi-annual reports based on such reports. A copy of such reports shall be furnished to all prosecuting attorneys and law enforcement agencies.

Purpose and Objectives

In keeping with the recommendation of the President's Commission on Law Enforcement and the Administration of Justice, the West Virginia UCR Program was planned for eventual growth into a complete and integrated offender based Criminal Justice Information System. Under this program, each offender arrested in West Virginia will be tracked through the entire criminal justice system from time of arrest through the courts to the correctional system where his exit (parole, expiration of sentence, etc.) will be recorded. In this manner, a complete "rap sheet" on individual offenders will be available for use by the police, courts and correctional agencies in West Virginia. In addition, statistical data derived from the CJIS Program will provide assistance in determining the overall efficiency of the criminal justice system in West Virginia and will make effective management studies possible.

The fundamental objectives of the West Virginia UCR Program are:

(1) Inform the governor, legislature, other governmental officials, and the public as to the nature of the crime problem in West Virginia—its magnitude and its trends.

(2) Provide law enforcement administrators with criminal statistics for administrative and operational use.

(3) Determine who commits crimes by age, sex, race and other attributes in order to find the proper focus for crime prevention and enforcement.

(4) Provide base data and statistics to measure the workload and effectiveness of West Virginia's criminal justice system.

(5) Provide base data and statistics to measure the effects of prevention and deterrence programs.

(6) Provide base data and statistics for research to improve the efficiency, effectiveness and performance of criminal justice agencies.

(7) Provide base data to assist in the assessment of social and other causes of crime for the development of theories of criminal behavior.

Development

Effective July 1, 1972, a federal grant was awarded to the Department of Public Safety by the Law Enforcement Assistance Administration on a 60/40 federal-state matching basis. The money provided was used to initiate a state-wide Uniform Crime Reporting Program.

For approximately two months thereafter the UCR Staff made studies of the federal program, as well as several state UCR Programs which were operational at that time. Pamphlets explaining the UCR Program and questionnaires concerning each law enforcement agency's participation was distributed. After determining the number of law enforcement agencies which would participate, forms, tally books, and the UCR Guide Manual were developed, published and distributed to all contributing agencies.

During the development phase, numerous workshops were held in various parts of the state to present the UCR Program in detail to participating agencies.

Since that time, supplemental workshops have been held as needed. Also, the Department of Public Safety has incorporated into the curriculum of the State Police Training Academy a basic course as to the why and how of Uniform Crime Reporting. These courses are presented to municipal and county law enforcement officers as well as State Police Cadets.

A pilot program was maintained for two months prior to the implementation of the permanent collection and recording of data. This pilot program served mainly as a method by which to arrange data flow and solve other inhouse operational difficulties.

Reporting Procedure

Under the West Virginia UCR Statute, participating West Virginia law enforcement agencies are required to submit specified Uniform Crime Reports. The necessary information for each of the required reports is gathered from each agency's record of complaints, investigations and arrests.

Crime data and information is submitted by state, county and municipal law enforcement agencies on a daily, monthly and annual basis. The daily report consists of the fingerprints of all persons arrested, detained or charged with any crime or offense in West Virginia in which the penalty provided therefore is confinement in any penal or correctional institution or of any person who they have reason to believe is a fugitive from justice or an habitual criminal.

On a monthly basis, municipal police, state police and county sheriff's departments report the number of offenses known to them in the following crime categories:

(1) Criminal Homicide
(2) Forcible Rape
(3) Robbery
(4) Assault
(5) Breaking and Entering
(6) Larceny
(7) Auto Theft

The count of offenses is taken from the record of complaints received by law enforcement agencies from victims, witnesses, other sources or discovered by them during their own operation. Complaints determined by subsequent investigation to be unfounded are eliminated from the count. The resulting number of "actual offenses known to law enforcement agencies" in these crime categories is reported without regard to whether anyone is arrested, stolen property is recovered, local prosecutive policy, or any other consideration. Reported offenses are recorded by the municipality and county in which they occur, rather than to the agency which may investigate, arrest, or otherwise in some manner dispose of the case. Municipal law enforcement agencies report those crimes which are committed within the cities, county sheriff's departments report those crimes which occur in the counties outside the city, and state police report all crimes known to them which occur in the county outside the city. Law enforcement agencies also report on a monthly basis, supplemental offense information such as the value of property stolen and recovered as well as circumstances surrounding homicides and other pertinent data. Additional monthly reports of persons arrested are submitted. These reports provide information concerning the age, sex and race of persons arrested by each individual law enforcement agency. Also, a police disposition of all juveniles arrested is collected.

Annual report forms contain data such as the number of persons formally charged and dispositions. Police employee data is also collected annually.

Verification Process

An obvious concern in the collection of crime statistics for law enforcement agencies throughout the state is the uniformity and accuracy of data received. Program aides such as guides and instructions do not necessarily guarantee the accuracy and correctness of the reports submitted by the contributors. Additional controls therefore are necessary.

Each report received by the UCR Section is recorded, examined and verified for mathematical accuracy and possibly more important for reasonableness. The verification process includes numerous checks to ensure the validity of information. The elimination of duplication of reporting by individual contributors receives particular attention. Minor typographical errors are corrected by direct telephone contact with the contributor while all other errors are resolved by written correspondence, or by personal contact of a field representative or member of the UCR Staff.

Population Data

The computation of crime rates as they appear in this report by municipality, county and state are based on 1973 population estimates provided by the Federal Bureau of Investigation through the cooperation and assistance of the United States Bureau of Census.

Monthly and annual Uniform Crime Reports currently received from 263 municipal, county and state law enforcement agencies in West Virginia represent 100 percent of the estimated West Virginia population.

The West Virginia State Police maintains at least one detachment in 54 of the 55 counties throughout the state. In some counties, there are as many as three detachments. Each detachment is mainly responsible for law enforcement in the rural areas of the respective county. Therefore, there are two law enforcement agencies (state police and sheriff's department) in each county which serves the same area and essentially the same population.

Because of this fact, to attempt to compute a crime rate for each of the two agencies would have been highly unreasonable.

This problem was resolved by combining activity reported by both agencies into one category hereafter referred to in this report as "rural county." However, the number of offenses and percent of offenses cleared is listed separately for each agency.

CLASSIFICATION OF OFFENSES

Uniformity in reporting under the West Virginia System is based upon the proper classification of offenses by police.

The adoption of the Federal System of Uniform Crime Reporting included the utilization of the offense classifications of that system. Law enforcement in this state has made accurate application of those classifications in the reports submitted to the West Virginia Uniform Crime Reporting System.

In view of the need for compatibility with the federal system "offenses" under the program are not distinquished by designation of "high misdemeanors," "misdemeanors," or violations of municipal ordinances. The explanations of offense classifications may vary slightly with those employed at the federal level because the language used is that familiar to law enforcement in this state. However, the major categories of offense classification remain the same as those employed on the national level.

Part I Offenses

Offense data consists of information that has been extracted from reports of Part I crimes that have come to the attention of West Virginia law enforcement agencies. In general, Part I crimes are those serious crimes that are usually reported to law enforcement agencies. They consist of the following offenses:

Offense Classifications

(1) Homicide

1a. Murder and Non-Negligent Manslaughter—The unlawful killing of a human being with malice aforethought.

General rule—Any death due to a fight, argument, quarrel, assaults or commission of a crime.

1b. Manslaughter by Negligence—The unlawful killing of a human being, by another, without malice aforethought.

General rule—The killing may result from the commission of an unlawful act or from a lawful act performed with gross negligence. Traffic deaths may be classified as such when due to gross negligence of someone rather than the victim.

(2) Forcible Rape

2a. Rape by Force—The carnal knowledge of a female forcibly against her will.

General rule—Forcible rape of a female but excluding carnal abuse (Statutory Rape) or other sex offenses.

2b. Assault to Rape—Attempts—All assaults and attempts to rape.

(3) Robbery—The felonious and forcible taking of the property of another, against his will, by violence or by putting him in fear. Includes all attempts.

3a. Armed Robbery—Any weapon—Any object so employed as to constitute force or the threat of force is to be considered a weapon. This includes firearms, knives, clubs, brass knuckles, black-jacks, broken bottles, acid, explosives, etc. Also, cases involving possible pretended weapons or when the weapon is not seen by the victim, but the robber claims to have it with him, constitutes armed robbery due to instilling fear.

3b. Strong Armed—No weapon—Includes muggings and similar offenses where no weapon is used, but strong arm tactics are employed to deprive the victim of his property. This is limited to hands, fists, feet, etc. As in armed robbery, all attempts are included.

(4) Assaults—An assault is an attempt or offer, with unlawful force or violence, to do physical injury to another.

General rule—All assaults will be classified in the following categories, excluding assaults with intent to rob or rape.

4a. Gun—All assaults and attempted assaults involving the use of any type of firearms. (Revolvers, automatic pistols, shotguns, zip guns, rifles, pellet guns, etc.)

4b. Knife or cutting instrument—All assaults and attempted assaults, involving the use of cutting or stabbing objects. (Knife, razor, hatchet, axe, cleaver, scissors, glass, broken bottle, dagger, ice pick, etc.)

4c. Other dangerous weapon—All assaults or attempted assaults when any other object or thing is used as a weapon. (Clubs, bricks, pick handles, bottles, explosives, acid, lye, poison, scalding water and cases of attempted drowning, burning, etc.)

4d. Hands, fists, feet, etc.—Felonious—Assaults which are of a felonious nature when hands, fists, feet, etc., are used. To be classified as felonious assault, the attack must result in serious personal injury.

4e. Other assaults—Not felonious—All offenses of simple assault and assault and battery.

(5) Breaking and Entering—Unlawful entry or attempted forcible entry of any structure to commit a felony or larceny.

General rule—Any unlawful entry or attempted forcible entry of any dwelling house, attached structure, public building, shop, office, factory, storehouse, apartment, house trailer, warehouse, mill, barn, other building, houseboat, or railroad car.

Note: For Uniform Crime Reporting purposes, breaking and entering and larceny are classified only as breaking and entering, the larceny is excluded. Breaking and entering of a motor vehicle is classified as larceny.

5a. Forcible entry—All offenses where force of any kind is used to enter unlawfully a locked structure, with intent to steal or commit a felony. This includes entry by use of a master key, celluloid or other device that leaves no outward mark but is used to open a lock. Concealment inside a building, followed by the breaking out of the structure is also included.

5b. Unlawful entry—No force—Any unlawful entry without any evidence of forcible entry.

5c. Attempted forcible entry—When determined that forcible entry has been attempted.

(6) Larceny Theft (except auto theft)—The unlawful taking of the property of another with intent to deprive him of ownership.

General rule—All larcenies and thefts resulting from pocket-picking, purse snatching, shop lifting, larceny from auto, larcenies of auto parts and accessories, theft of bicycles, larcenies from buildings, and from coin operated machines. Any theft that is not a robbery or the result of breaking and entering is included. Embezzlement, larceny by bailee, frauds or bad check cases are excluded.

(7) Auto Theft—The larceny or attempted larceny of a motor vehicle.

General rule—Thefts and attempted thefts of a motor vehicle. This includes all vehicles which can be registered as a motor vehicle in this state. Excludes where there is a lawful access to the vehicle, such as a family situation or unauthorized use by others with lawful access to the vehicle. (Chauffeur, employees, etc.)

Part II Offenses

Part II offenses are made up of all other crimes not classified as Part I crimes. Information on Part II offenses is only reported when an arrest has been made. Part II crimes for UCR purposes are as follows:

(8) Other Assaults—This class is comprised of all assaults and attempted assaults which are simple or minor in nature. These "Other Assaults" are also scored on Return A under item 4e as an offense known to Police. However, for the purpose of this return, arrests for this offense are scored in this class.

(9) Arson—Include all arrests for violations of State Laws and Municipal Ordinances relating to arson and attempted arson.

Include: Any willful or malicious burning to defraud a dwelling, house, church, college, jail, meeting house, public building or any building, ship or other vessel, motor vehicle or aircraft; contents of buildings, personal property of another, goods or chattels, crops, trees, fences, gates, grain, vegetable products, lumber, woods, cranberry bogs, marshes, meadows, etc.

In the event of a death from arson, the offense would be classified as murder and if personal injury results, the offense would be classified as assault (4c).

(10) Forgery and Counterfeiting—In this class place all offenses dealing with the making, altering, uttering or possessing, with intent to defraud, anything false in the semblance of that which is true.

Include:
Altering or forging public or other records. Making, altering, forging, or counterfeiting bills, notes, drafts, tickets, checks, credit cards, etc.

Counterfeiting coins, plates, bank notes, checks, etc.

Possessing or uttering forged or counterfeiting instruments.

Signing the name of another or fictitious person with intent to defraud.

All attempts to commit any of the above.

(11) Fraud—Fraudulent conversion and obtaining money or porperty by false pretense. Includes bad checks, confidence games, etc., except forgeries and counterfeiting.

(12) Embezzlement—Misappropriation or misapplication of money or property entrusted to one's care, custody or control.

(13) Stolen Property; Buying, Receiving, Possessing—Include in this class all offenses of buying, receiving, and possession of stolen property, as well as all attempts to commit any of these offenses.

(14) Vandalism—Include in this class all willful or malicious destruction, injury, disfigurement or defacement of any public or private property, real or personal, without consent of the owner or person having custody or control, by cutting, tearing, breaking, marking, painting, drawing, covering with filth, or any other such means as may be specified by law or ordinance. This offense covers a wide range of malicious behavior directed at property.

(15) Weapons: Carrying, Possessing, etc.

This class deals with violations of weapons laws such as:

Manufacture, sale or possession of deadly weapons.

Carrying deadly weapons.

Furnishing deadly weapons to minors.

Aliens possessing deadly weapons. All attempts to commit the above.

(16) Prostitution and Commercialized Vice—Include in this class the sex offenses of a commercialized nature, such as:

Prostitution

Keeping bawdy house, disorderly house, or house of ill repute.

Pandering, procuring, transporting or detaining women for immoral purposes, etc.

All attempts to commit any of the above.

(17) Sex Offenses—Except forcible rape, prostitution and commercialized vice. Include offenses against chastity, common decency, morals, and the like.

Adultery and fornication

Buggery

Incest

Indecent Exposure

Sodomy

Statutory Rape—(No Force)

All attempts to commit any of the above.

(18) Narcotic Drug Laws—Narcotic drug law arrests are requested on the basis of the narcotics used. Include all arrests for violations of State and Local Ordinances, specifically those relating to the unlawful possession, sale, use, growing, manufacturing and making of narcotic drugs. Make the following subdivisions of narcotic drug law arrests.

Opium or cocain and their derivatives
Morphine, heroin, codeine

Marijuana

Synthetic narcotics, manufactured narcotics which can cause true drug addiction.
Demerol, methadones

Dangerous non-narcotic drugs
Barbituarates, benzedrine

(19) Gambling—All charges which related to promoting, permitting or engaging in gambling. To provide a more refined collection of gambling arrests, the following breakdown should be furnished:

Bookmaking (Horse and sport books)

Numbers and lottery.

All other.

(20) Offenses Against the Family and Children—Included here are all charges of non-support and neglect or abuse of family and children.

Desertion, abandonment, or non-support.

Neglect or abuse of child.

Non-payment of alimony.

(21) Driving Under the Influence—This class is limited to the driving or operating of any vehicle while drunk or under the influence of liquor or narcotic drugs.

(22) Liquor Laws—With the exception of "Drunkenness" (Class 23) and "Driving Under the Influence" (Class 21), liquor law violations, State or Local, are placed in this class. Do not include Federal violations. Include: manufacturing, sale, transporting, furnishing, possessing, etc.

Maintaining unlawful drinking places.

Bootlegging.

Operating still.

Furnishing liquor to a minor.

Using vehicle for illegal transportation of liquor.

(23) Drunkenness—Included in this class are all offenses of drunkenness or intoxication, with the exception of "Driving Under the Influence" (Class 21).

Drunk and disorderly

Public intoxication.

(24) Disorderly Conduct—In this class, all Disorderly Persons arrested except those counted in classes 1 through 23 and class 25 are included.

(25) Vagrancy—Place in this class arrests for disorderly persons when the person is arrested for failure to give good account of himself.

(26) All other Offenses—Include in this class, every other State or Local offense not included in classes 1 through 25.

Abduction and compelling to marry.

Abortion (Death resulting from abortion is homicide).

Bastardy and concealing death of a bastard.

Bigamy and polygamy.

Blackmail and extortion.

Bribery.

Contempt of Court.

Discrimination, unfair competition.

Kidnapping.

Offenses contributing to juvenile delinquency except as provided for in classes 1 through 29, such as employment of children in immoral vocations or proctices, admitting minors to improper places, etc.

Perjury and subornation of perjury.

Possession, repair, manufacture, etc., of burglar's tools.

Possession or sale of obscene literature.

Unlawful use, possession, etc., of explosives, etc.

(27) Suspicion—Not Reported in West Virginia.

(28) Curfew and Loitering Laws (Juveniles)—Count all arrests made for violations of local curfew or loitering ordinances.

(29) Runaway (Juvenile)—Count arrests made by other jurisdictions of runaways from your jurisdiction. Do not include protective custody actions with respect to runaways you take for other jurisdictions. Count only your own local cases.

PROFILE

STATE OF WEST VIRGINIA

On June 20, 1863, under the administration of President Abraham Lincoln, West Virginia became the 35th state in the Union. This was the only state to be borne out of the Civil War. From the beginning of the Civil War, the people in Western Virginia fought against seceding from the Union. On June 20, 1861, a new government of Virginia known as the "Restored Government" was formed by the Wheeling Convention. This government pledged its support to the Federal Government in Washington. At a meeting in Wheeling, May 13, 1862, the "Restored Government" passed an act giving formal consent to the forming of a new state. On May 29, 1862, a bill was presented to the Congress of the United States requesting that a new state be formed and admitted to the Union. The bill providing that West Virginia become a new state was passed by the Congress and signed into law by President Abraham Lincoln on December 31, 1862.

The boundary lines of West Virginia totaling 1,170 miles, which for the most part, follow the course of rivers or the line of mountain ranges, encloses a total area of only 24,282.45 square miles. One hundred fifty (150) of these miles are water surface. West Virginia extends its panhandle over a surprisingly wide range of longitude and latitude. The eastern most tip has the same longitude as Rochester, New York, and the most westerly as Port Huron, Michigan; the Northwest Panhandle pushes into a latitude well north of Pittsburgh, Pennsylvania; while in the opposite direction the state dips further south than Richmond, Virginia. West Virginia is bordered by the states of Pennsylvania, Maryland, Ohio, Kentucky, and Virginia.

The natural topography of West Virginia is as irregular as its outline.

The range in elevation is from 240 feet near Harpers Ferry to 4,860 feet on Spruce Knob giving it a mean altitude of 1,500 feet, the highest of any state East of the Mississippi River.

Most of the State lies in the Allegheny Plateau and Allegheny Highlands Region. This corrugated contour, which rightfully earned West Virginia its nickname, "Mountain State," could easily be described as "Land of Ten Thousand Valleys".

West Virginia, composed of 55 counties ranging in area of 88.58 square miles to 1,046.34 square miles, is located between the large population centers of the East and Midwest. Four out of five of the principal United States metropolitan market areas—New York, Chicago, Philadelphia, and Detroit—are within a 500 mile radius of the state's geographical center, which is near Sutton in Braxton County. Within this 500 mile circle, much more than half of the nation's people reside and more than half of the nation's income is earned.

The 1973 estimated population of West Virginia is 1,781,000. Huntington, with 73,000 persons is the most populated city in the State, while Charleston with 69,100 is the State Capitol. With a density of 73.345 square miles, West Virginia is primarily a rural state.

West Virginia is the second largest bituminous coal producer in the nation, accounting for more than 1/5 of the entire United States coal production. Reported coal production for the year 1971 was 118.3 million tons from 1,350 mines located in 34 of the 55 counties. Coal accounts for over 85 percent of the state's total mineral output. Mineable coal is present in 34 of 55 counties. In 1972 estimated coal production was placed at 121.0 million tons.

The West Virginia Department of Highways is responsible for over 31,825 miles of primary and secondary highways in the state. Primary roads consist of expressway, trunkline and feeder systems totaling 5,768 miles. Secondary roads consist of localized arterial and spur roads totaling 26,057 miles.

Waterborn commerce in West Virginia has increased steadily over the years. Three hundred and fifty-five miles of navigable water in the state have been made possible by the continuous work of the United States Corps of Engineers in the development of river transportation facilities and flood control.

Hilly terrain and ample rainfall help to produce one of West Virginia's high quality resources—timber. Seventy-four percent of the land area is in foresterial areas. West Virginia hardwoods are much sought after by furniture manufacturers across the continent and over seas. Approximately 95 percent of all timber cut is being shipped out of state.

Natural gas liquids and petroleum are the second most important mineral resources in the state. The high grade Pennsylvania grade crude oil is highly desirable by industry because of its superiority as a lubricant. The chemical industry in West Virginia is more large and expanding rapidly in the Ohio and Kanawha River Valley. Other natural resources found in abundance in West Virginia are limestone, sand and gravel, salt, and metals.

The Bureau of Vocational, Technical and Adult Education, cooperating with Federal, state and local educational and other agencies, plans and promotes vocational education programs directed to serve the total citizenry of the state in preparing for employment and productive citizenry. These programs are provided in regular or comprehensive secondary schools. Specialized schools, county or area vocational centers, multi-county vocational centers, adult centers, post-secondary institutions, and colleges and universities..

There are 21 designated area vocation-technical centers and 11 comprehensive high schools with vocational units in West Virginia. Seven colleges and universities provide vocational-technical programs. In 1971, there were 59,214 students enrolled in regular vocational education programs.

The desire of students to seek higher standards of education and become more productive citizens has resulted in continual upgrading of physical facilities, equipment and teaching personnel.

In the 1970-71 school year, West Virginia was responsible for the education of 117,497 high school students across the state. Of the 23,320 high school graduates in 1970, 8,026 made plans to further their education at the college level.

All 23 universities and colleges in West Virginia have experienced an enrollment increase over the past decade with Marshall University and West Virginia University doubling in size. The 14 public and 9 private institutions awarded more than 10,000 degrees in the 1970-71 school year.

West Virginia is a state with an exceptional outdoor recreation base. Its varied topography, climate and resources give it the potential of being a year-round recreation land serving the people of the Eastern United States. Rivers and streams are very important in the state's recreational picture. Some of the finest fishing streams in the East are found in West Virginia and many of them have retained their natural setting and attract visitors in evergrowing numbers. State and national forests have been designated in West Virginia to preserve our "wild 'n wonderful" woodlands. Two federal forests—the Monongalia National Forest and George Washington National Forest—are located in Eastern West Virginia. The mini state forests offer some 77,000 acres of picturesque rugged wilderness, inspiring views, and remote seclusion. Along with these forests, West Virginia also offers 27 state parks for recreation.

The facts set forth in this brief profile, although somewhat complex, are presented in hope that they will help the reader get a better understanding of West Virginia's crime picture in our second Annual Crime Report.

CRIME FACTORS

Statistics gathered under the Unifrom Crime Reporting Program are submitted by the law enforcement agencies of West Virginia and project a state-wide view of crime. Awareness of the presence of certain crime factors, which may influence the resulting volume and type of statistics presented, is necessary if fair and equitable conclusions are to be drawn. These crime influencing factors are present, to some degree, in every community and their presence affects, in varying degrees, the crime experience of that community. Attempts at comparison of crime figures between communities should not be made without first considering the individual factors present in each community.

Crime, as an outgrowth of society, remains a social problem of grave concern and the police are limited in their role to its suppression and detection. As stated by the President's Commission on Law Enforcement and Administration of Criminal Justice in their report "The Challenge of Crime In A Free Society" (1967 - Page 92):

> "But the fact that the police deal daily with crime does not mean that they have unlimited power to prevent it, or reduce it, or deter it. The police did not create and cannot resolve the social conditions that stimulate crime. They did not start and cannot stop the convulsive social changes that are taking place in America. They do not enact the laws that they are required to enforce, not do they dispose of the criminals they arrest. The police are only one part of the criminal justice system; the criminal justice system is only one part of the government; and the government is only one part of society. Insofar as crime is a social phenomenon, crime prevention is the responsibility of every part of society. The criminal process is limited to case by case operations, one criminal or one crime at a time."

Set forth below are some of the conditions which will, by type and volume, affect the crime that occurs from place to place:

Density and size of the community population and the metorpolitan area of which it is a part.

Composition of the population with reference particularly to age, sex and race.

Economic status of the population.

Relative stability of population, including commuters, seasonal, and other transient types.

Climate, including seasonal weather conditions.

Educational, recreational, and religious characteristics.

Standards governing appointments to the police force.

Policies of the prosecuting officials and the courts.

Attitude of the public toward law enforcement problems.

The Administrative and investigative efficiency of the local law enforcement agency, including the degree of adherence to crime reporting standards.

CRIME INDEX

The tabulations presented in the tables, graphs, and charts in this publication indicates the volume and distribution of crime in West Virginia on the basis of a Crime Index. The crime figures are broken down by municipal, county and state totals.

The Uniform Crime Reporting Program utilizes seven crime classifications to establish an index to measure the trend and distribution of crime in the United States. These crimes—murder, forcible rape, robbery, felonious assault, burglary, larceny, and auto theft—are counted by law enforcement agencies as the crimes become known to them. These crimes were selected for use in the Crime Index because, as a group, they represent the most common local crime problem. They are all serious crimes, either by their very nature or due to the volume in which they occur. Offenses of murder, forcible rape, robbery and felonious assault are categorized as violent crimes. Offenses of burglary, larceny and auto theft are classed as crimes against property.

It is believed desirable to point out that there is no way of determining the total number of crimes which are committed. Many criminal acts occur which are not reported to official sources. Estimates as to the level of unreported crime can be developed through costly victim interview surveys, but this, of course, does not remedy the reluctance of victims and/or other members of society to report all crimes to law enforcement agencies.

In light of this situation, the best source for obtaining a count of crime is the next logical universe, namely, crimes which come to police attention. The crimes used in the Crime Index are those considered to be most consistently reported to police and the computations of crime trends and crime rates are prepared using this universe—offenses known to police. During 1973, 25,865 Crime Index Offenses were known to police.

The crime counts set forth in this publication are actual offenses established by police investigation. When police receive a complaint of crime and the follow-up investigation discloses no crime occurred, it is "unfounded".

Calculation of Rates and Percentages

This report provides police executives with a yardstick with which to measure local problems, but to utilize the administrative tool, the local data must be converted into terms of rates and percentages. Simple formulas for this purpose are presented below for the benefit of those who might feel the need for them.

Crime Rates

Perhaps the most used of all crime statistics is the crime rate which generally refers to the number of offenses per 100,000 inhabitants. It can be calculated for any city regardless of the size and may be arrived at under either of two procedures. One formula would be to divide the number of crimes by the population and to multiply the answer by 100,000.

Example:

$$\frac{\text{1,980 robberies}}{\text{500,000 population}} = .003960 \times 100{,}000 = \text{Crime Rate } 369.0 \text{ per } 100{,}000 \text{ persons}$$

Another procedure generally considered somewhat more simple, particularly if crime rates for a number of different offense classifications are to be calculated, is the so-called reciprocal method. As in the above example, it may be assumed that a city has a population of 500,000 and 1,980 robberies occurred during the year. Divide 100,000 by the number of inhabitants of the city (500,000). The quotient may be considered the reciprocal and multiplied by the number of crimes in each class to obtain the rate per 100,000. The reciprocal in this instance would be .200000, and an illustration of the calculation of the crime rate is as follows:

Example:

	Reciprocal		Number of Robberies		Crime Rate
$\frac{100{,}000}{500{,}000 \text{ population}}$	= .200000	×	1,980	=	369.0 per 100,000 persons

The reciprocal once determined can be used to calculate all rates until a new population figure is available.

All crime rates which were calculated for the total number of offenses committed in the state were based on the number of offenses per 100,000 persons.

However, due to the fact, that no city within the state has a population over 100,000, calculations for each individual contributing agency were based on the number of offenses per 1,000 persons.

NOTE: In the past, larceny $50 and over has been used as one of the Crime Index Offenses. Effective January, 1973, total larceny-theft is being used instead of the larceny $50 and over category. Larceny-Theft is primarily a crime of opportunity and in most instances, the value of property taken in incidental to the actual criminal act.

Clearance Rates

For Uniform Crime Reporting purposes, a crime index offense is cleared when a law enforcement agency has identified the offender, there is enough evidence to charge him and he is actually taken into custody. The arrest of one person can clear several crimes or several persons may be arrested in the process of clearing one crime.

Crime solutions are also recorded in exceptional circumstances when some element beyond law enforcement control precludes formal charges against the offender. An offense may be exceptionally cleared when it falls into one of the following categories:

1. The offender commits suicide.
2. A double murder occurs (two persons kill each other).
3. The offender dies after making a confession (dying declaration).
4. The offender is killed by a law enforcement officer.
5. The offender confesses to committing the crime while already in custody for another crime of serving a sentence.
6. The offender is prosecuted in another city for a different crime by federal, state or local authorities, or for the same offense, and the other jurisdiction refuses to release the offender.
7. Another jurisdiction refuses to extradite the offender.
8. The victim of a crime refuses to cooperate in the prosecution.
9. The offender is prosecuted for a less serious charge than the one for which he was arrested.
10. The offender is a juvenile who is handled by a verbal or written notice to the parents in instances involving minor offenses such as petit larceny.

For the year of 1973, 28.6 percent of all Index Crimes were cleared. The percentage of violent crimes cleared was 68.6 percent, while the clearance rate for property crimes was 25.0 percent.

WEST VIRGINIA
OFFENSE DATA

CRIME INDEX OFFENSES

VOLUME

During the calendar year of 1973, a total of 25,865 Crime Index Offenses were reported to law enforcement agencies in West Virginia. This was a 3.3 percent increase in the volume of index offenses reported during 1972. The crimes in this group are all serious, either by their very nature or because of the frequency with which they occur, and present a common enforcement problem to all police. Crimes within this index can be further categorized as violent crimes which include murder, forcible rape, robbery, and felonious assault, or as non-violent (property) crimes which would include breaking and entering, larceny, and auto theft.

VIOLENT CRIME

Violent crimes involve the element of personal confrontation between the perpetrator and the victim. Because of their very nature, violent crimes are considered more serious than property crimes. These offenses for 1973 made up 8.3 percent of the Crime Index Total, as compared to 12.4 percent in 1972. Murder decreased 2.8 percent, forcible rape rose 11.6 percent, while robbery and felonious assault decreased 11.9 percent and 6.0 percent respectively.

A review of the distribution of the violent crimes within the index discloses that felonious assault accounted for 64.8 percent of the group and 5.4 percent of the total index.

PROPERTY CRIMES

The number of property crimes reported for 1973 was more than 11 times the number of violent crimes. As a group, property crime made up 91.7 percent of the total index. When comparing the number of property crimes reported in 1973 with those of 1972, a 4.2 percent increase is noted. Of the three offenses which make up this group, only auto theft showed a decrease, 1.3 percent, from the previous year. Larceny, increasing 6.3 percent, accounted for 56.1 percent of the total index and 61.2 percent of all property crime. Breaking and entering increased 1.8 percent.

RATES

Crimes rates, or more realistically, victim risk rates, only take into consideration those numerical factors of residence population as they relate to the incidence of crime. Transient population and other elements which contribute to the volume and type of crime in a given area are not incorporated. For a further explanation, see page 14.

The risk of becoming a victim of crime in West Virginia has increased since 1972. Based on a 1973 estimated state population of 1,781,000, a crime index rate of 1452.3 victims for every 100,000 inhabitants evolves. This represents a 1.6 percent increase over the 1429.4 victims per 100,000 population in 1972.

The 1973 rate for the violent crime group was established at 120.9 victims for every 100,000 inhabitants of the state. The violent crime rate decreased 7.6 percent from 1972 while the property crime rate increased 2.5 percent. Larceny recorded the highest single rise of 4.6 percent.

CLEARANCES

For Uniform Crime Reporting purposes, a Crime Index Offense is cleared when a law enforcement agency has identified the offender, there is enough evidence to charge him and he is actually taken into custody. The arrest of one person can clear several crimes or several persons may be arrested in the process of clearing one crime.

Crime solutions are also recorded in exceptional circumstances when some element beyond law enforcement control precludes formal charges against the offender. For a further explanation, see page 16.

The police of West Virginia cleared by arrest or exceptional clearance 28.6 percent of all index offenses reported to them in 1973. This clearance rate when compared to 32.0 rate of clearance reported in 1972 represents a substantial 10.6 percent decline in the clearance rate. Violent crimes recording a clearance rate of 68.6, declined by 3.1 percent from the 1972 clearance rate of 70.8 percent. Clearance of the voluminous non-violent property crimes occurred in 25 percent of all instances. Comparison with 1972 figures shows a 11.1 percent increase in this category. The offense of larceny-theft recorded the sharpest increase in the rate of clearance, 20.8 percent, while the clearance rate for breaking and entering decreased more than any other index offense, 7.4 percent.

Reports submitted by the law enforcement agencies of the state in 1973 disclosed that police, in the area of violent crime, were successful in solving 89.5 percent of the murder offenses, 70.6 percent of the reported forcible rapes, 31.8 percent of all robberies and 79.7 percent of all felonious assaults. Solution to the property crimes show clearances of 20.1 percent in the breaking and entering category, 26.1 percent for larceny, and 31.3 percent for auto theft.

The relatively high clearance rate for violent crimes as compared to the non-violent property crimes is in part contributed to the volume difference between the two. The volume of property crime is much greater than that of violent crime and police investigation of violent crime is usually more intense. The element of confrontation between the victim and perpetrator, as well as witness identification of the perpetrator, also contributes to this higher rate of solution.

JUVENILE CLEARANCE

In 1973 the arrest involvement of those persons under the age of 18 represented 26.2 percent of all cases solved. This rate of involvement, when compared to the 28.6 rate in 1972, indicates that serious criminal activity by those of the young age group has decreased by 8.4 percent.

9.1 percent of all violent crime solutions in 1973 involved juveniles as compared to 8.9 percent in 1972. The involvement rate of persons under 18 years of age was 5.3 percent of all murders solved, 7.0 percent of the reported forcible rapes, 16.7 percent of the robberies and 8.6 percent

of the felonious assaults. Breaking and entering of the non-violent property crime group reflects the highest rate of involvement, 42.4 percent for the young age group, 25.9 percent of all cases of larceny solved involved juveniles, while 31.6 percent of all auto thefts cleared involved juveniles. Non-violent property crime involvement of persons under 18 years of age accounted for 30.5 percent of all such cases cleared in 1973, compared to a 34.9 percent rate of involvement in 1972.

STOLEN PROPERTY VALUE

The total value of property stolen in 1973 was $7,943,756, an increase of 16.0 percent. This dollar value represents the proceeds of the 490 robberies, 7,318 breaking and enterings, 14,512 larcenies, and 1,882 auto thefts reported during the year. Although police recoveries reduced this loss by 36.0 percent, the remaining unrecovered portion represents a loss of $5,080,421 to the victims.

TOTAL CRIME INDEX BY MONTH

1972-1973

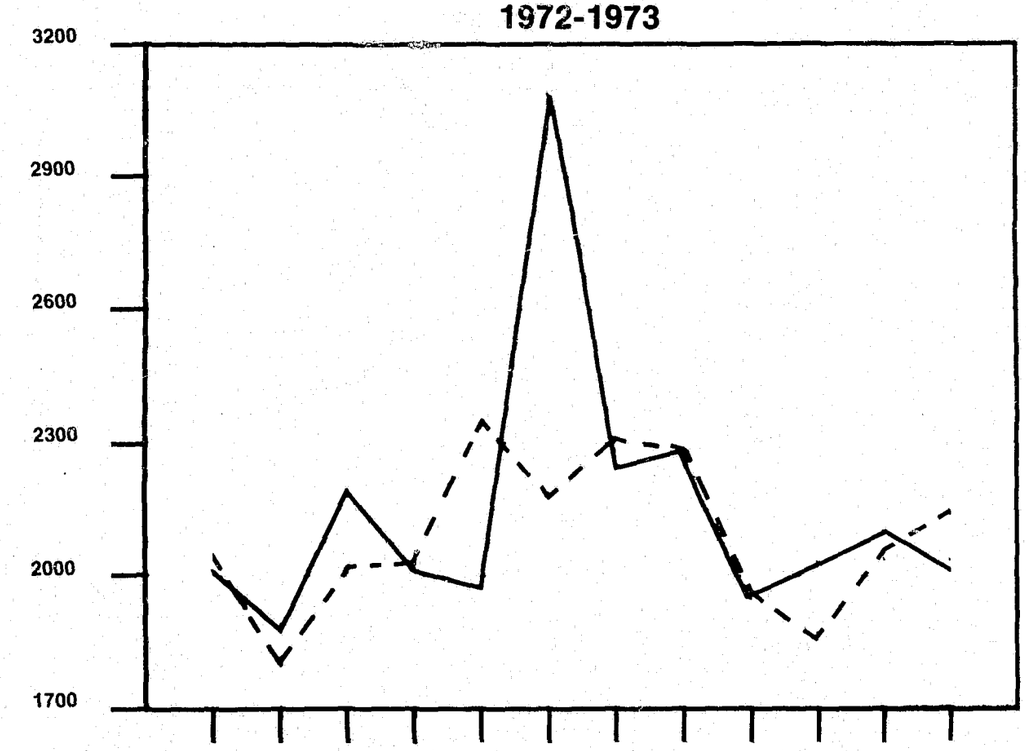

	JAN	FEB	MAR	APR	MAY	JUNE	JULY	AUG	SEPT	OCT	NOV	DEC
1972 - - - -	2039	1797	2022	2059	2351	2173	2305	2292	1964	1856	2043	2142
1973 ———	2012	1874	2191	2014	1989	3119	2232	2293	1964	2030	2123	2024
Percent Change	-1.3	+4.3	+8.4	-2.2	-15.4	+43.5	-3.2	+0.04	0.0	+9.4	+3.9	-5.5

VIOLENT CRIME BY MONTH

1972-1973

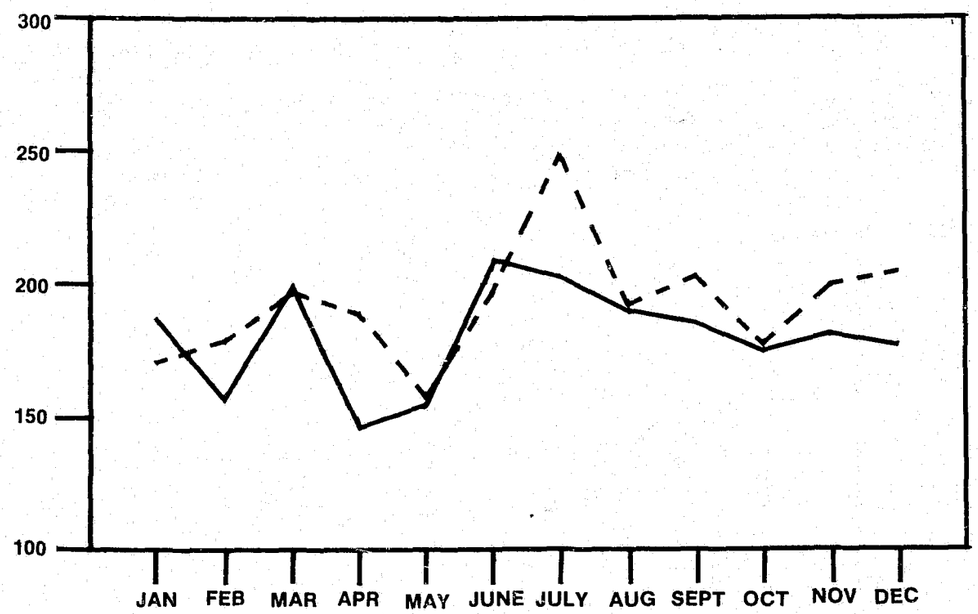

	JAN	FEB	MAR	APR	MAY	JUNE	JULY	AUG	SEPT	OCT	NOV	DEC
1972 - - - -	167	178	194	186	158	194	248	190	201	175	199	204
1973 ———	185	156	198	148	156	208	201	188	184	174	180	176
Percent Change	+10.8	-12.4	+2.1	-20.4	-1.9	+7.2	-19.0	-1.1	-8.5	-0.5	-9.5	-13.7

NONVIOLENT CRIME BY MONTH

1972-1973

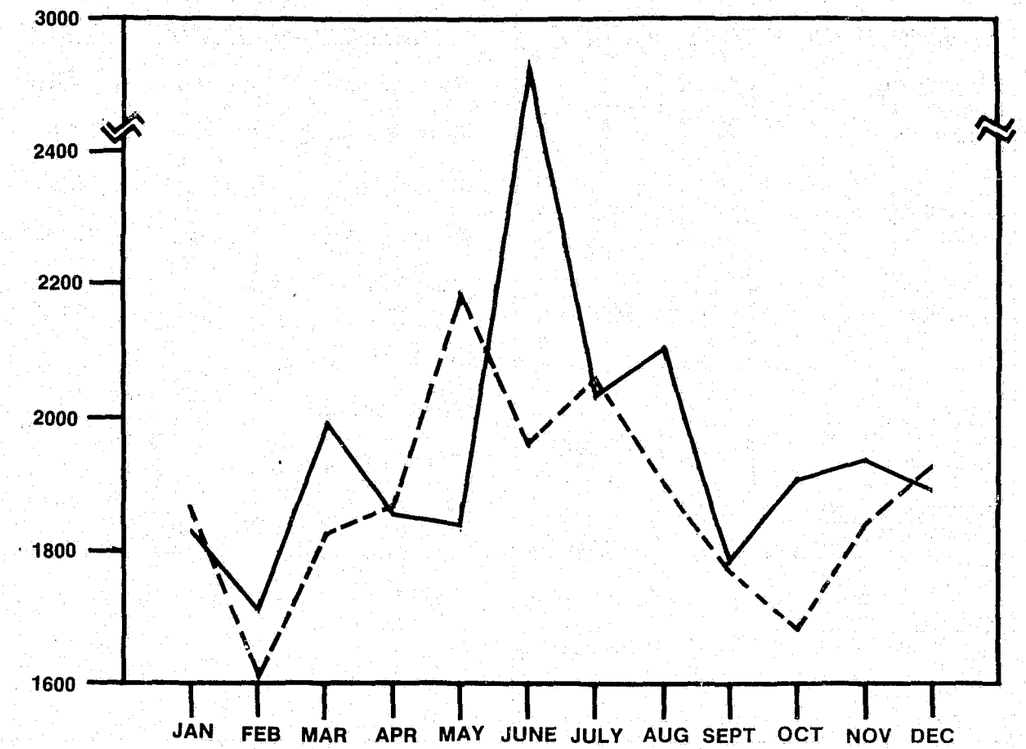

	JAN	FEB	MAR	APR	MAY	JUNE	JULY	AUG	SEPT	OCT	NOV	DEC
1972 - - - -	1872	1619	1828	1873	1834	1979	2057	2102	1763	1681	1844	1938
1973 ———	1827	1718	1993	1866	2193	2911	2031	2105	1780	1856	1943	1848
Percent Change	-2.4	+6.1	+9.0	-0.3	+19.6	+47.1	-1.3	+0.1	+0.9	+10.4	+5.4	-4.6

VALUE OF PROPERTY STOLEN BY TYPE OFFENSE

January - December, 1973

BREAKING AND ENTERING

CLASSIFICATION	NUMBER	AMOUNT
RESIDENCE Committed During Night	1,738	$ 491,003
RESIDENCE Committed During Day	820	$ 158,347
RESIDENCE Committed Unknown	1,013	$ 348,983
NONRESIDENCE Committed During Night	2,923	$ 995,888
NONRESIDENCE Committed During Day	161	$ 41,187
NONRESIDENCE Committed Unknown	663	$ 138,523
TOTAL	7,318	$2,173,931

LARCENY

CLASSIFICATION	NUMBER	AMOUNT
Pocket-Picking	50	$ 4,426
Purse-Snatching	148	$ 9,674
Shoplifting	1,061	$ 20,022
From Autos	3,120	$ 469,401
Auto Parts & Accessories	2,883	$ 221,595
Bicycles	1,444	$ 89,347
From Buildings	2,041	$ 442,023
Coin-Operated Machines	229	$ 13,255
All Other	3,536	$1,780,218
TOTAL	14,512	$3,049,961

ROBBERY

CLASSIFICATION	NUMBER	AMOUNT
Highway	190	$ 35,285
Commercial House	62	$ 65,404
Service Station	40	$ 6,222
Chain Store	36	$ 63,438
Residence	58	$ 41,997
Bank	2	$ 5,080
Miscellaneous	102	$ 28,528
TOTAL	490	$245,954

LARCENY BY VALUE

CLASSIFICATION	NUMBER	AMOUNT
$50 and Over	8,301	$2,911,319
$5 to $50	5,301	$ 136,311
UNDER $5	910	$ 2,331
TOTAL	14,512	$3,049,961

AUTO THEFT

CLASSIFICATION	NUMBER	AMOUNT
Auto Theft	1,882	$2,473,910

VALUE OF PROPERTY STOLEN AND PERCENT RECOVERED

January - December 1973

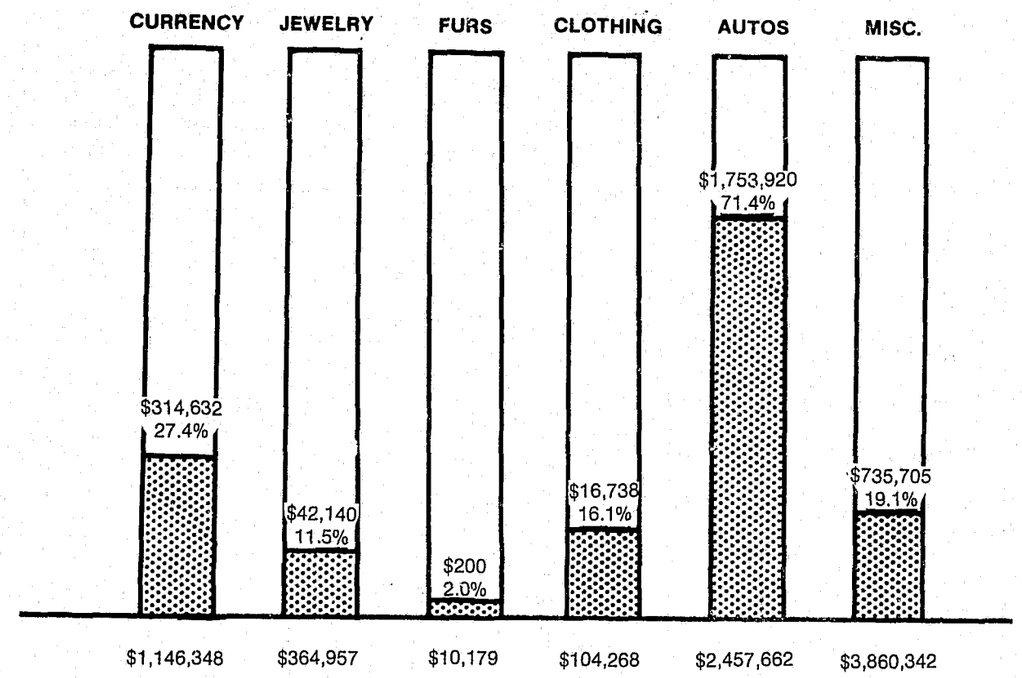

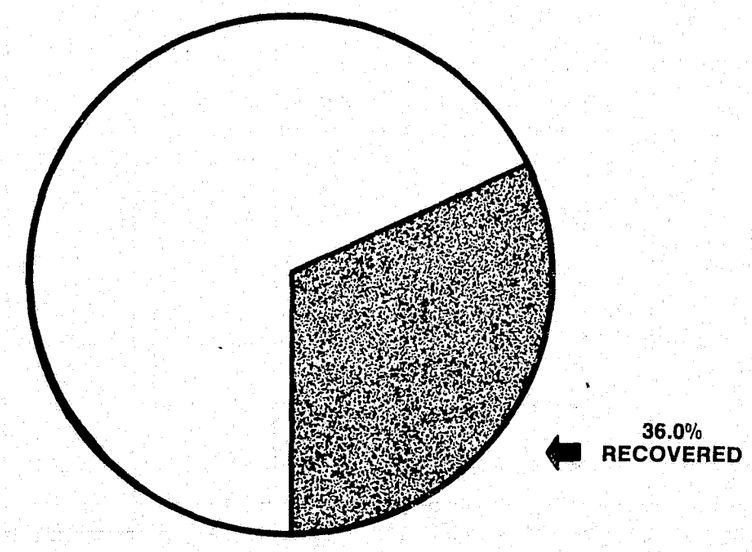

TOTAL VALUE OF PROPERTY STOLEN
$7,943,756

TOTAL VALUE OF PROPERTY RECOVERED
$2,863,335

WEST VIRGINIA
CRIME INDEX
January - December, 1973

OFFENSES	Number of All Offenses	Number of Index Offenses	Rate Per 100,000 Inhabitants For Index Offenses	Percent of Distribution of Index Offenses	Percent of Index Offenses Cleared
MURDER	105	105	5.9	0.4	89.5
MANSLAUGHTER	144	—	—	—	—
FORCIBLE RAPE	163	163	9.2	0.6	70.5
Rape by Force	107	—	—	—	—
Assaults to Rape-Attempts	56	—	—	—	—
ROBBERY	490	490	27.5	1.9	31.8
Armed-Any Weapon	240	—	—	—	—
Strong Arm-No Weapon	250	—	—	—	—
ASSAULT-FELONIOUS	2,440	1,395	78.3	5.4	79.7
Gun	236	—	—	—	—
Knife or Cutting Instrument	170	—	—	—	—
Other Dangerous Weapon	214	—	—	—	—
Hands, Fists, Feet, etc.-Aggr.	775	—	—	—	—
Other Assaults-Not Aggrav.	1,045	—	—	—	—
BREAKING & ENTERING	7,318	7,318	410.9	28.3	20.1
Forcible Entry	5,727	—	—	—	—
Unlawful Entry-No Force	1,129	—	—	—	—
Attempted Forcible Entry	462	—	—	—	—
LARCENY—THEFT	14,512	14,512	814.8	56.1	26.6
$50 and Over in Value	8,317	—	—	—	—
Under $50 in Value	6,195	—	—	—	—
AUTO THEFT	1,882	1,882	105.7	7.3	31.3
TOTAL FOR WEST VIRGINIA	27,054	25,865	1452.3	100.0	32.0

CRIMINAL HOMICIDE—MURDER

Murder is defined as the unlawful killing of a human being with malice aforethought. Any death due to a fight, argument, quarrel, assault, or commission of a crime is included. This index offense is scored by police on the basis of their investigation without regard as to the findings of a court or jury or the decision of a prosecutor. Traffic deaths caused by the negligence of someone other than the victim are not included here, but are counted under manslaughter. Attempts to kill and assault to kill are scored as felonious assaults and not as murder. Suicide, accidental deaths and justifiable homicides are also excluded.

MURDER

SUMMARY ANALYSIS

1972-1973

A total of 105 murders were reported by law enforcement agencies in West Virginia for the months of January through December, 1973. This is a decrease of three (3) murders from 1972.

Murders accounted for 4.9 percent of all violent index offenses and 0.4 percent of all index offenses.

The murder rate for the reporting period was 5.9 per 100,000 population as compared to 6.2 per 100,000 population for the same period of 1972.

A total of 94 murders were cleared by arrest or exceptionally cleared, amounting to an 89.5 percent clearance rate state-wide as compared to an 88.9 percent clearance rate in 1972. Persons under the age of 18 were involved in committing 5.3 percent of the total number of murders cleared. 78.1 percent of all murder victims were White and 21.9 percent were Negro.

Firearms were employed in 65.7 percent of all murders reported, as compared to 77.7 percent during 1972. The use of a knife or cutting instrument was involved in 10.5 percent of the murders, indicating an 87.5 percent increase over 1972.

The age group accounting for the highest percent of persons arrested for murder, 17.2 percent, occurred in the 25-29 age category. Males accounted for 82.8 percent of all persons arrested for murder. 81.6 percent of all persons arrested for murder were White, 18.4 percent were Negro.

The 36 murders of one family member by another accounted for 34.3 percent of all murders. Of these, 50.0 percent resulted from one spouse killing another.

MURDER BY MONTH

1972-1973

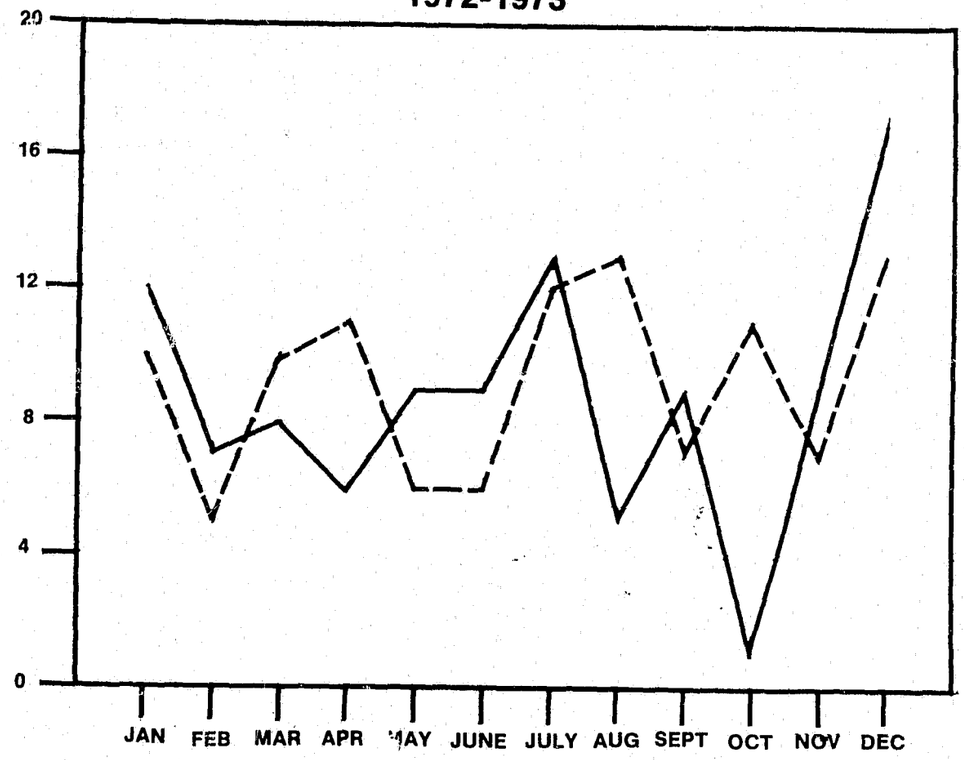

	JAN	FEB	MAR	APR	MAY	JUNE	JULY	AUG	SEPT	OCT	NOV	DEC
1972 — — — —	9	5	9	10	6	6	12	13	7	11	7	13
1973 ————	12	7	8	6	9	9	13	5	9	1	9	17
Percent Change	+33.3	+40.0	-11.1	-40.0	+50.0	+50.0	+8.3	-61.5	+28.6	-90.9	+28.6	+30.8

MURDER VICTIMS BY AGE, SEX, AND RACE
1973

Age	Number	Percent* Distribution of Age	Sex		Race					
			Male	Female	White	Negro	Indian	Chinese	Japanese	All Other
1-4	1	1.0	0	1	1	0				
5-9	1	1.0	0	1	1	0				
10-14	0	0.0	0	0	0	0				
15-19	13	12.4	9	4	12	1				
20-24	15	14.3	9	6	9	6				
25-29	10	9.5	9	1	9	1				
30-34	8	7.6	8	0	8	0				
35-39	11	10.5	5	6	7	4				
40-44	13	12.4	6	7	12	1				
45-49	3	2.9	3	0	3	0				
50-54	13	12.4	8	5	9	4				
55-59	6	5.7	6	0	3	3				
60-64	2	1.9	2	0	2	0				
65-69	4	3.8	3	1	3	1				
70-74	1	1.0	1	0	0	1				
75 & over	4	3.8	2	2	3	1				
Total for West Va.	105		71	34	82	23				
Per-Cent			67.6	32.4	78.1	21.9				

*PERCENT DISTRIBUTION MAY NOT EQUAL 100.00 DUE TO ROUNDING

MURDERS BY TYPE OF WEAPON

Type of Weapon		Number	Percent Distribution
Handgun	1972	51	47.2
	1973	42	40.0
Rifle	1972	9	8.3
	1973	11	10.5
Shotgun	1972	19	17.6
	1973	16	15.2
Cutting and Stabbing	1972	6	5.6
	1973	11	10.5
Personal Weapons	1972	8	7.4
	1973	13	12.4
Other Weapons	1972	15	13.9
	1973	12	11.4
TOTAL	1972	108	100.0
	1973	105	100.0

MURDERS BY DAY OF WEEK

PERCENT DISTRIBUTION

1972-1973

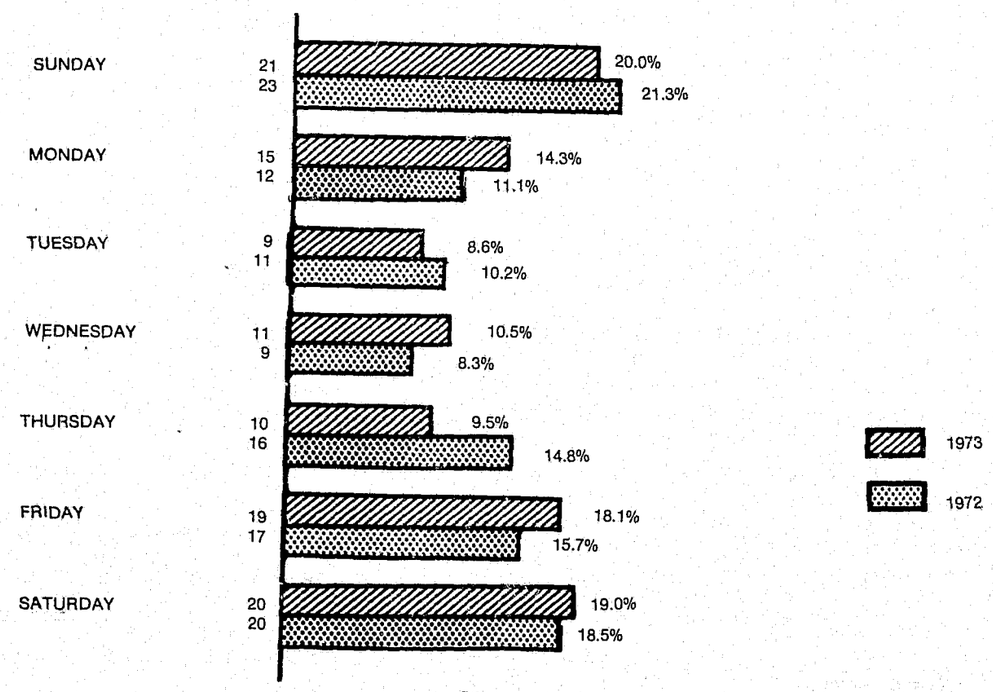

PERCENT DISTRIBUTION OF VICTIMS BY CIRCUMSTANCE

Circumstance	Number	Percent Distribution
Spouse Killing Spouse	18	17.1
Parent Killing Child	3	2.9
Other Family Situation	15	14.3
Lovers Triangle	11	10.5
Bar Room Arguments	13	12.4
Other Arguments	45	42.8
TOTAL	105	100.0

FORCIBLE RAPE

Forcible rape is the carnal knowledge of a female forcibly and against her will. For the purpose of Uniform Crime Reporting, rape is divided into two categories: (1) Rape by force; and (2) attempted rape. Carnal abuse without force (statutory rape) and other sex offenses are not included.

Forcible rape differs from other violent crimes in that the victim, in many cases, is hesitant in reporting the offense to police. The rigors of court procedure, embarrassment and fear of any accompanying stigma have a deterent effect on the victims willingness to make the crime known to police. The presence of a prior relationship between victim and perpetrator makes the determination of the act of force difficult to establish, and the usual clandestine nature of the offense presents a problem in verification.

FORCIBLE RAPE

SUMMARY ANALYSIS

1972-1973

A total of 163 forcible rapes (including attempts) were reported by law enforcement agencies for 1973. This constitutes an increase of 17 offenses over 1972.

Forcible rape accounted for 7.6 percent of all violent crimes and 0.6 percent of all index offenses reported.

Approximately 17.8 of every 100,000 women were reported as rape victims in 1973 as compared to 16.2 per 100,000 women in 1972.

A total of 115 forcible rapes were cleared by arrest or exceptionally cleared, amounting to a 70.6 percent clearance rate state-wide. The state-wide clearance rate for 1972 was 64.4 percent.

7.0 percent of the total number of rapes cleared were cleared by the arrest or exceptional clearance by persons under the age of 18.

58.3 percent of all persons arrested for forcible rape during 1973 were under the age of 25.

79.9 percent of all persons arrested for forcible rape were white, 19.4 percent were negro, and less than 1 percent were of all other races.

FORCIBLE RAPE BY MONTH

1972-1973

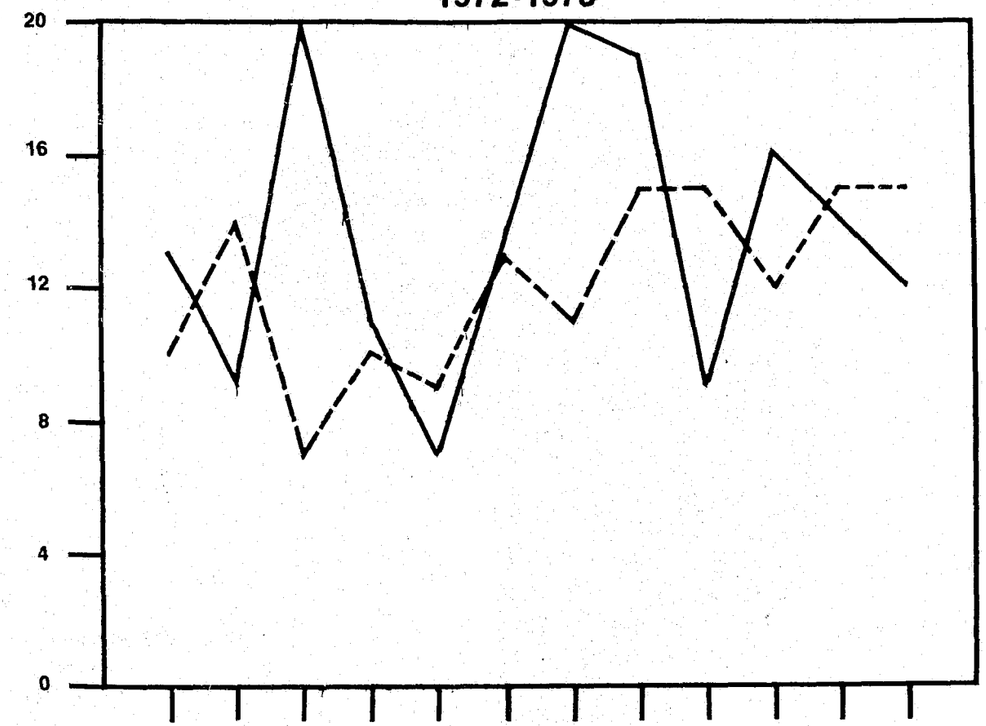

	JAN	FEB	MAR	APR	MAY	JUNE	JULY	AUG	SEPT	OCT	NOV	DEC
1972 - - - -	10	14	7	10	9	13	11	15	15	12	15	15
1973 ———	13	9	20	11	7	13	20	19	9	16	14	12
Percent Change	+30.0	-35.7	+185.7	+10.0	-22.2	0.0	+81.8	+26.7	-40.0	+33.3	-6.7	-20.0

FORCIBLE RAPE

January - December 1973



Percent Distribution of Arrests by Age Groups

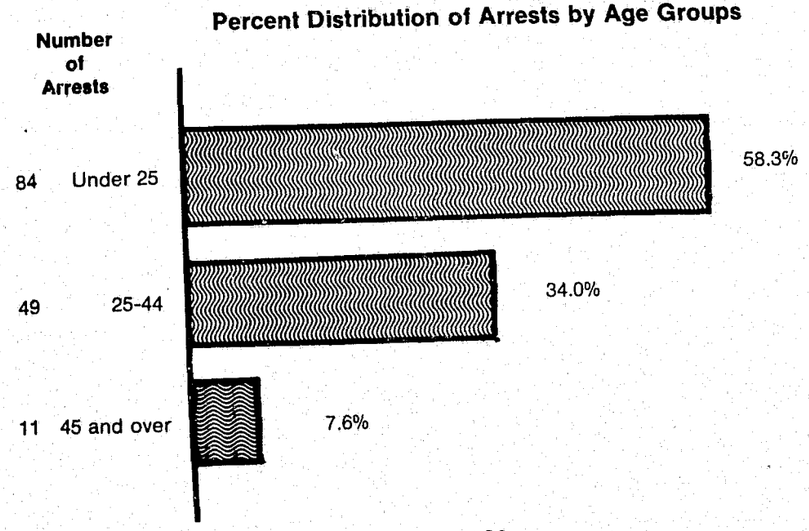

ROBBERY

Robbery is defined as the felonious and forcible taking of the property of another against his will by violence or by putting him in fear. The element of personal confrontation is always present in this crime. Under the Uniform Crime Reporting Program, all assaults or attempts to rob are included. Robberies are reported in two general categories—armed-any weapon (when any object is used as a weapon) and strong armed which includes muggings and similar offenses where no weapon is used, but strong arm tactics are employed. As a general rule, robbery differs from larceny in that it is aggravated by the element of force of the threat of force.

Robbery, as a crime of violence, has a serious impact on the victim. In many instances, serious injury results. Oftentime, along with physical injury or without, the victim suffers mental disturbance. Such damage is immeasurable. This is emphasized when the attempt to rob results in the death of the victim. Of course, in this case, the robbery would not be scored since the more serious offense, murder, would be reported and the robbery would serve as the motive. The placing of a dollar value, however, on the damage resulting from this type of offense is an attempt to measure that which is immeasurable.

ROBBERY

SUMMARY ANALYSIS
1972-1973

A total of 490 robberies were reported by law enforcement agencies in the State of West Virginia for the period of January through December, 1973. 556 robberies were reported during the same period of 1972.

Robberies accounted for 22.8 percent of all violent crimes as a group and 1.9 percent of the total crime index.

The robbery rate amounted to 27.5 robberies for each 100,000 persons in the state. This is a 13.2 percent decrease from 1972.

A total of 156 robberies were cleared by arrest or exceptional cleared, representing a clearance rate of 31.8 percent state-wide. The clearance rate for 1972 was 31.7 percent.

16.7 percent of the total number of robberies cleared involved persons under the age of 18.

The age group accounting for the highest percent of persons arrested for robbery, 17.2 percent, occurred in the 25-29 age category. Males accounted for 93.0 percent of all persons arrested for robbery.

81.6 percent of all persons arrested for robbery were white, and 18.0 percent were negro, and less than 1 percent were of other races.

The largest number of actual offenses of robbery, 190, occurred in the highway category, which represents 38.8 percent of the total robberies. In 1972, the "highway" category also recorded the most actual offenses.

The highest average loss, amounting to $2,540, occurred in the bank category. The lowest average loss, $156, occurred in the gas, service station category.

ROBBERY BY MONTH

1972-1973

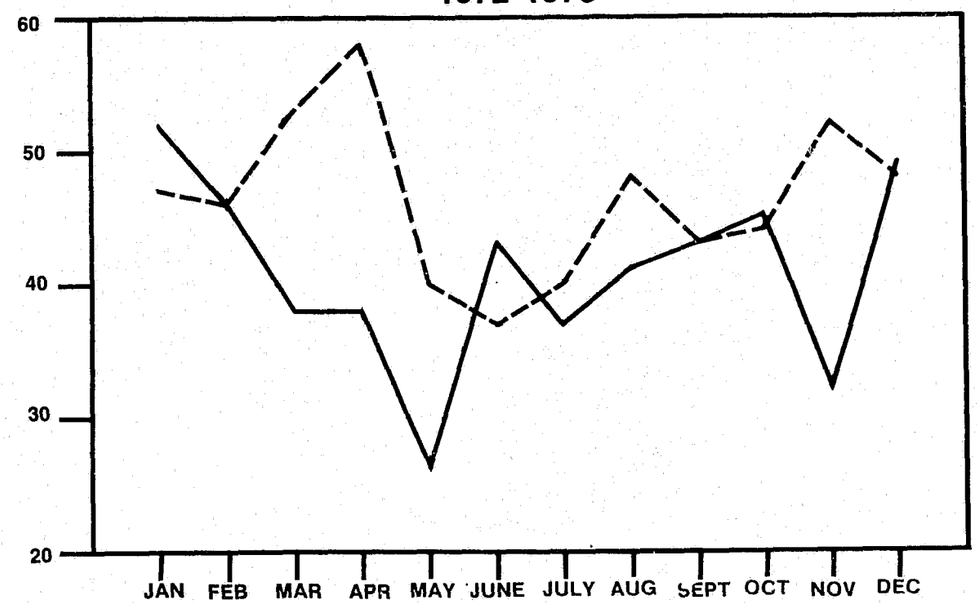

	JAN	FEB	MAR	APR	MAY	JUNE	JULY	AUG	SEPT	OCT	NOV	DEC
1972 — — —	47	46	53	58	40	37	40	48	43	44	52	48
1973 ———	52	46	38	38	26	43	37	41	43	45	32	49
Percent Change	+10.6	0.0	-28.3	-34.5	-35.0	+16.2	-7.5	-14.6	0.0	+2.3	-38.5	+2.1

ROBBERY

January - December
1973

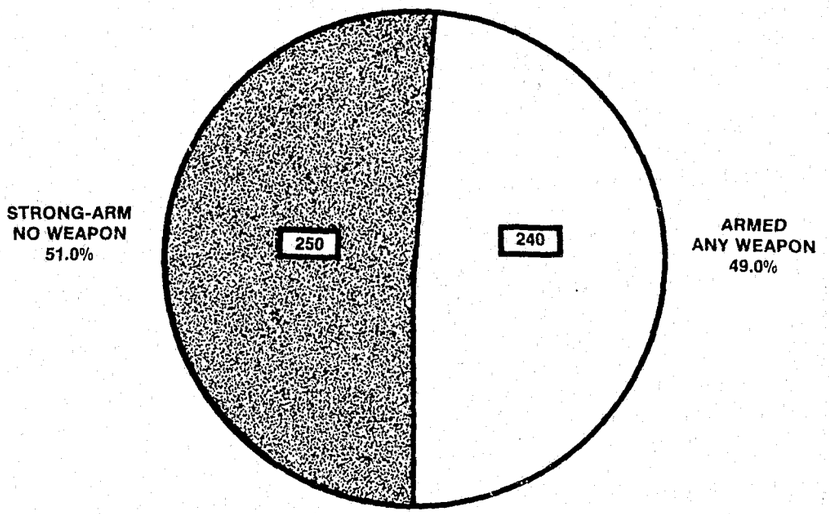

Classification		Number of Offenses	Percent Distribution	Total Values	Average Value
Highway	1972	273	49.1	$ 60,761	$ 223
	1973	190	38.8	$ 35,285	$ 186
Commercial House	1972	70	12.6	$ 83,612	$ 1,194
	1973	62	12.7	$ 65,404	$ 1,055
Gas, Service Station	1972	42	7.5	$ 6,576	$ 157
	1973	40	8.2	$ 6,222	$ 156
Chain Store	1972	26	4.7	$ 46,889	$ 1,803
	1973	36	7.3	$ 63,438	$ 1,762
Residence	1972	67	12.1	$ 52,871	$ 789
	1973	58	11.8	$ 41,997	$ 724
Bank	1972	3	0.5	$ 31,874	$10,625
	1973	2	0.4	$ 5,080	$ 2,540
Miscellaneous	1972	75	13.5	$ 35,831	$ 478
	1973	102	20.8	$ 28,528	$ 280
TOTAL	1972	556	100.0	$318,414	$ 573
	1973	490	100.0	$245,954	$ 502

FELONIOUS ASSAULT

Felonious assault, as defined under the West Virginia Uniform Crime Reporting Program, is an attempt or offer with unlawful force or violence, to do serious physical injury to another. Attempts are included since it is not necessary that any injury result when a gun, knife, or other weapon is used which would result in serious personal injury if the crime were successfully completed.

The use or attempted use of a dangerous weapon in an assault or the serious injury inflicted by hands, fists, or feet separates this index offense from those assaults categorized as "simple" and not felonious in nature.

The victim of an actual assault of this type may suffer serious injury or permanent disability and all assaults to kill and attempts to kill are recorded in this area. As with murder, the use of weapons to inflict these serious injuries make this offense a subject for analysis.

FELONIOUS ASSAULT

SUMMARY ANALYSIS

1972-1973

A total of 1,395 felonious assaults were reported by law enforcement agencies for 1973. This is a decrease of 89 offenses from 1972.

Felonious Assaults accounted for 64.8 percent of all violent crimes and 5.4 percent of all index crimes.

The rate of Felonious Assaults amounted to 78.3 assaults for each 100,000 persons, a decrease of 7.6 percent from 1972.

A total of 1,112 Felonious Assaults were cleared by arrest or exceptionally cleared, which represents a clearance rate of 79.7 percent state-wide. The clearance rate for the same period last year was 84.8 percent.

8.6 percent of all assaults were cleared by the arrest or exceptional clearance of persons under the age of 18, as compared to 6.5 percent in 1972.

Analysis of Felonious Assault arrests by race indicates that 82.5 percent of all persons arrested were White and 17.5 percent were Negro.

Of all weapons used in Felonious Assaults, the use of personal weapons (hands, feet, fists, etc.) was the most prevalent, representing 775 offenses and composing 55.6 percent of all Felonious Assaults.

FELONIOUS ASSAULT BY MONTH

1972-1973

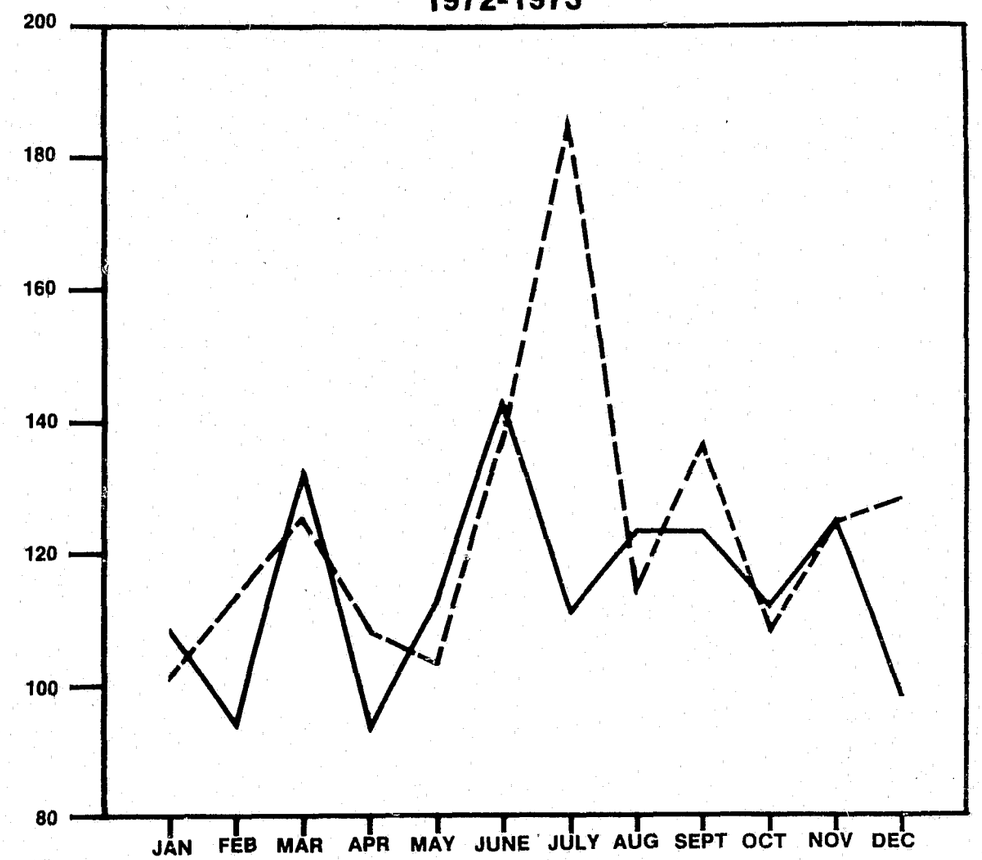

	JAN	FEB	MAR	APR	MAY	JUNE	JULY	AUG	SEPT	OCT	NOV	DEC
1972 - - - -	101	113	125	108	103	138	185	114	136	108	125	128
1973 ———	108	94	132	93	113	143	131	123	123	112	125	98
Percent Change	+6.9	-16.8	+5.6	-13.9	+9.7	+5.6	-29.2	+7.9	-9.6	+3.7	0.0	-23.4

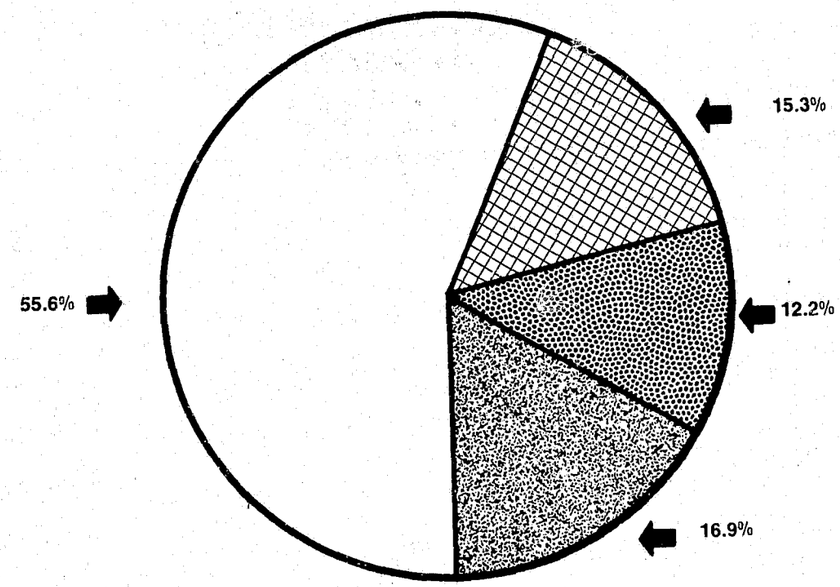

NUMBER OF ASSAULTS

236 OTHER DANGEROUS WEAPONS

170 GUN

214 KNIFE OR CUTTING INSTRUMENT

775 HANDS, FIST, FEET

FELONIOUS ASSAULT —WEAPON USED— January - December 1973

1,395 TOTAL FELONIOUS ASSAULTS

BREAKING AND ENTERING

Under this Program, breaking and entering is defined as an unlawful entry or attempted forcible entry of any structure to commit a felony or larceny.

Data collection for this offense is further categorized as to forcible entries, unlawful entries where no force is used, and attempted forcible entries.

As with other nonviolent crimes, the motive of personal gain coupled with the element of opportunity, results in the commission of this offense by both the amateur and the professional perpetrator. Only the absence of confrontation and the use of force separate this crime from robbery of the violent crime group. However, detection during commission many times results in a confrontation of the victim by the perpetrator demonstration why this offense is considered the most serious of the nonviolent crime group.

The volume of this offense presents the police with a serious enforcement problem made more difficult in many areas by the lack of sufficient personnel to act a a deterrent and to provide successful solutions to these crimes,

BREAKING AND ENTERING

SUMMARY ANALYSIS

1972-1973

A total of 7,318 Breaking and Enterings were reported by law enforcement agencies in 1973. This is an increase of 126 offenses over the same period of 1972.

Breaking and Enterings accounted for 30.9 percent of all property crime and 28.3 percent of all index offenses.

The Breaking and Entering rate for 1973 was 410.9 per 100,000 population. The rate for the same period of 1972 was 410.5 per 100,000 population.

A total of 1,468 Breaking and Enterings were cleared by arrest or exceptionally cleared. This amounts to a clearance rate of 20.1 percent state-wide, as compared to a clearance rate of 21.7 percent in 1972.

The age group accounting for the highest percentage of persons arrested for Burglary, 12.3 percent, occurred in the age 17 category. Males accounted for 95.9 percent of all persons arrested for Breaking and Entering. 42.4 percent of the total number of Breaking and Enterings were cleared by the arrest or exceptional clearance of persons under 18, as compared to 36.7 percent in 1972.

88.2 percent of all persons arrested for Breaking and Entering were White, and 11.8 percent were Negro.

Of the three categories of Breaking and Entering, forcible entry was the most prevalent, with 5,727 offenses. This figure represents 78.2 percent of the total Breaking and Enterings committed. 15.4 percent were unlawful entry (no force), while 6.3 percent were attempts.

Residential burglary accounted for 48.8 percent of the total, an increase of 7.7 percent over 1972.

63.7 percent of all Breaking and Enterings (where time was known) were committed during the night hours.

BREAKING & ENTERING BY MONTH

1972-1973

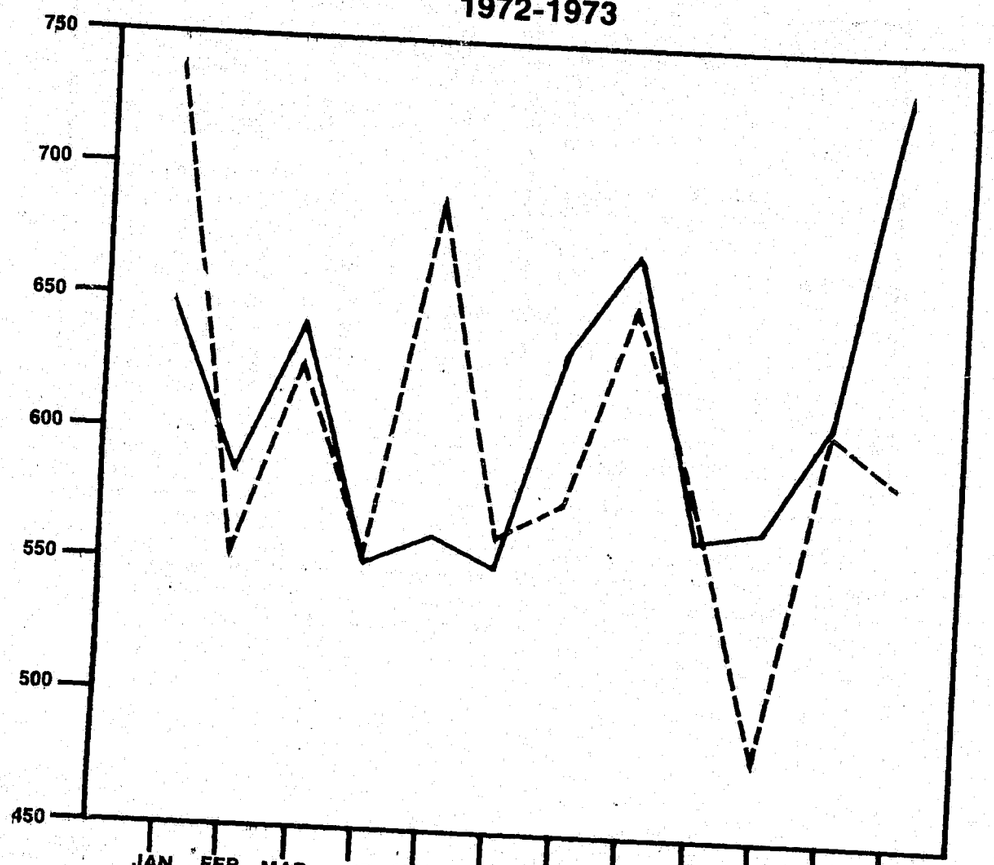

	JAN	FEB	MAR	APR	MAY	JUNE	JULY	AUG	SEPT	OCT	NOV	DEC
1972 - - - -	737	554	625	553	689	561	575	651	576	478	606	587
1973 ———	646	584	641	553	563	550	634	672	563	567	610	735
Percent Change	-12.3	+5.4	+2.6	0.0	-18.3	-2.0	+10.3	+3.2	-2.3	+18.6	+0.6	+25.2

Classification		Number of Offenses	Percent Distribution	Total Values	Average Values
RESIDENCE	1972	3,257	45.3	$ 811,443	$249
	1973	3,571	48.3	$ 998,333	$280
Night	1972	1,655	23.0	$ 458,123	$277
	1973	1,738	23.7	$ 491,003	$283
Day	1972	665	9.3	$ 136,340	$205
	1973	820	11.2	$ 158,347	$193
Unknown	1972	937	13.0	$ 216,980	$232
	1973	1,013	13.8	$ 348,983	$345
NONRESIDENCE	1972	3,935	54.7	$1,398,366	$355
	1973	3,747	51.2	$1,175,598	$314
Night	1972	3,222	44.8	$1,141,035	$354
	1973	2,923	39.9	$ 995,888	$341
Day	1972	185	2.6	$ 115,760	$626
	1973	161	2.2	$ 41,187	$256
Unknown	1972	528	7.3	$ 141,571	$268
	1973	663	9.1	$ 138,523	$209
TOTAL for West Virginia	1972	7,192	100.0	$2,209,809	$307
	1973	7,318	100.0	$2,173,931	$297

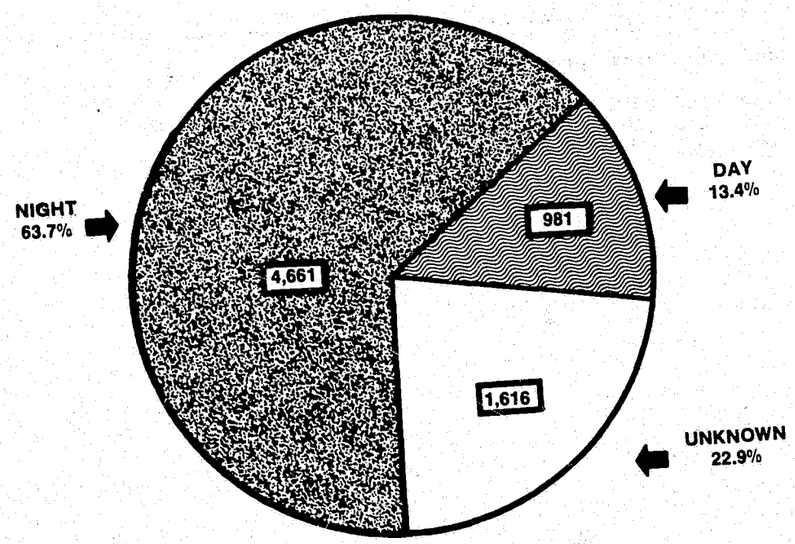

BREAKING AND ENTERING
January - December 1973

LARCENY—THEFT

Larceny-Theft is the unlawful taking or stealing of property or articles of value without the use of force, violence, or fraud. It includes crimes such as shoplifting, pocket-picking, purse-snatching, thefts from autos, theft of auto parts and accessories, bicycle thefts, etc. In the UCR Program this crime category does not include embezzlement, "con" games, forgery, and worthless checks. Auto theft is excluded from this category for crime reporting purposes inasmuch as it is a separate crime index offense.

Larceny offenses cleared by police arrest are dramatically affected by the nature of the crime. As with other nonviolent crimes, opportunity and stealth, working in favor of the perpetrator and against police detection, reduce solutions for this offense.

As with other offenses against property, larceny is primarily a crime of opportunity. Types of larcenies will differ in volume depending upon the opportunity for theft offered in a given area.

When average value is applied to the reported crimes in this category, the dollar loss to victims was $210. It is true that a portion of goods stolen was recovered and returned to victims, but the relatively low percentage of crimes cleared by arrest, and the lack of specific identification characteristics on such property indicates these recoveries will not materially reduce the overall loss. In addition, many offenses in this category, particularly where the value of the goods stolen is small, never come to police attention.

NOTE: In the past, Larceny $50 and over has been used as one of the Crime Index Offenses. Effective January, 1973, total larceny-theft is being used instead of the larceny $50 and over category. Larceny-Theft is primarily a crime of opportunity and in most instances, the value of property taken is incidental to the actual criminal act.

LARCENY THEFT

SUMMARY ANALYSIS

1972-1973

A total of 14,512 Larcenies were reported by law enforcement agencies in West Virginia during 1973. When compared with the number of Larcenies reported during 1972, a 6.3 percent increase is noted.

Larceny accounted for 61.2 percent of the non-violent property crimes and 56.1 percent of all index offenses.

The Larceny rate for West Virginia amounted to 814.8 per 100,000 population during 1973. This is an increase of 102.8 percent over 1972.

There were 3,863 Larcenies cleared by arrest or exceptionally cleared. This represents a state-wide clearance rate of 26.6 percent. The clearance rate for 1972 was 21.6 percent. Of all Larceny offenses cleared, 25.9 percent involved juveniles as compared to 34.9 percent in 1972.

The age group responsible for the highest percentage of persons arrested for Larceny, 10.4 percent, occurred in the 13-14 age group. Males accounted for 75.9 percent of all persons arrested for Larceny.

88.9 percent of all persons arrested for Larceny were White, and 11.1 percent were Negro.

During 1973 the value of property stolen in actual cases of Larceny totaled $3,049,961, an increase of 54.8 percent over 1972. This value constitutes 38.4 percent of the total value of property stolen for all offenses.

Excluding the "all other" category, thefts from autos was first in rank of occurrence and resulted in the highest dollar loss for all theft categories. Thieves netted $469,401 from thefts from autos.

LARCENY BY MONTH

1972-1973

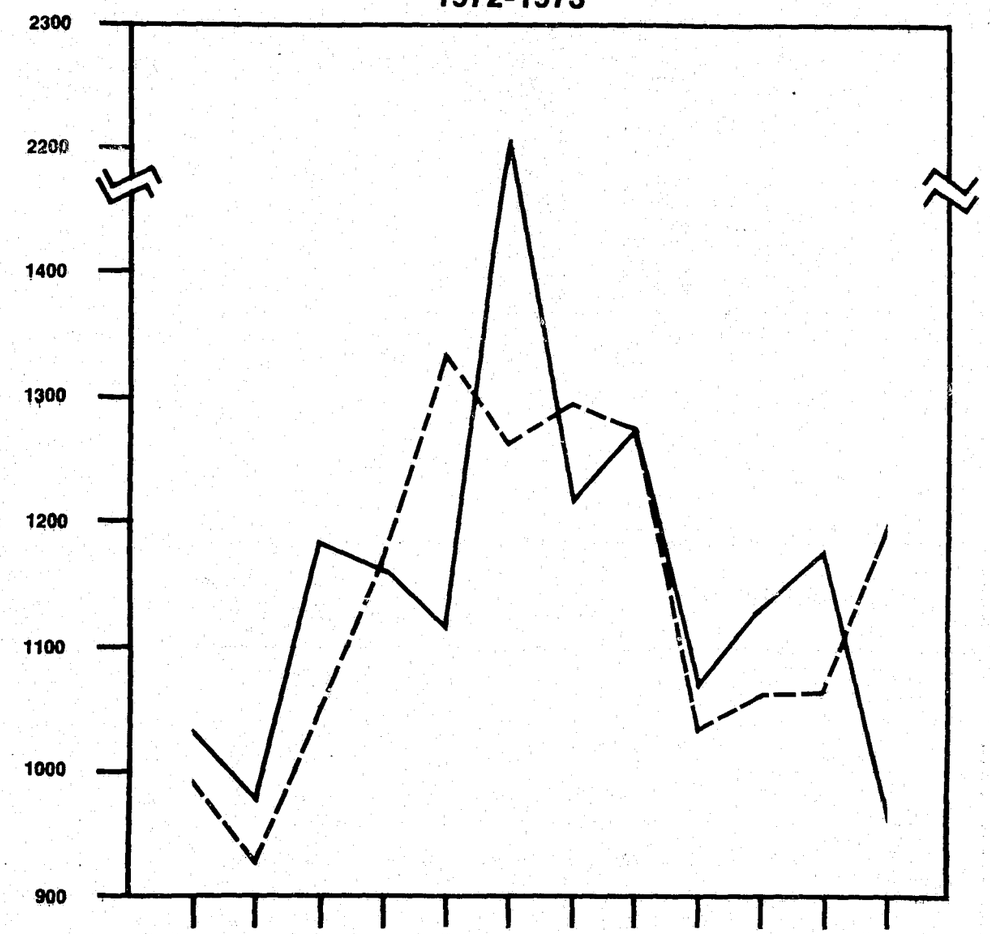

	JAN	FEB	MAR	APR	MAY	JUNE	JULY	AUG	SEPT	OCT	NOV	DEC
1972 - - - -	993	927	1051	1169	1334	1262	1295	1273	1031	1059	1064	1191
1973 ————	1031	977	1183	1161	1118	2208	1219	1273	1068	1130	1177	967
Percent Change	+3.8	+5.4	+12.6	-0.6	-16.2	+74.8	-5.9	0.0	+3.6	+6.7	+10.6	-18.8

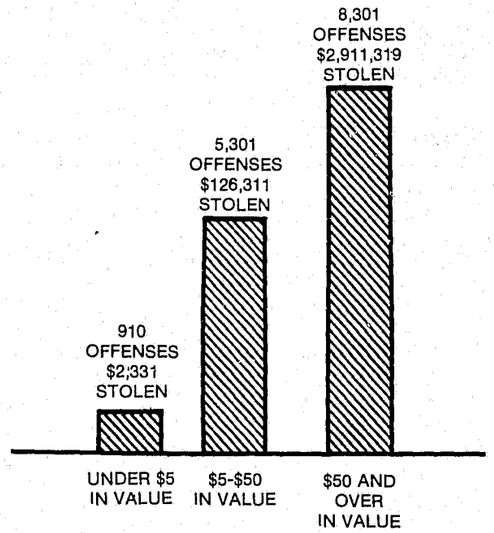

LARCENY

January - December

1973

Classification		Number of Offenses	Percent of Distribution	Total Values (Dollars)	Average Values (Dollars)
Pocket-Picking	1972	89	0.7	14,253	160
	1973	50	0.3	4,426	89
Purse-Snatching	1972	137	1.0	10,922	80
	1973	148	1.0	9,674	65
Shoplifting	1972	1,137	8.3	27,585	24
	1973	1,061	7.3	20,022	19
From Autos	1972	3,273	24.0	431,316	132
	1973	3,120	21.5	469,401	150
Auto Parts & Accessories	1972	3,279	24.0	252,186	77
	1973	2,883	19.9	221,595	77
Bicycles	1972	1,204	8.8	55,313	46
	1973	1,444	9.9	89,347	62
From Buildings	1972	2,024	14.8	473,110	234
	1973	2,041	14.1	442,023	217
Coin-Operated Machines	1972	232	1.7	14,015	60
	1973	229	1.6	13,255	58
All Other	1972	2,275	16.7	691,554	304
	1973	3,536	24.4	1,780,218	503
TOTAL	1972	13,650	100.0	1,970,254	144
	1973	14,512	100.0	3,049,961	210

AUTO THEFT

In Uniform Crime Reporting Auto Theft includes all thefts of a motor vehicle. This includes all vehicles which can be registered as a motor vehicle in this State. This definition excludes taking a motor vehicle for temporary use, such as a family situation, or unauthorized use by others having lawful access to the vehicle, such as chauffeurs, etc.

The crime of auto theft has been labeled primarily as a crime of opportunity. The youthful offender finds the automobile easily accessible for transportation for any purpose. The remaining auto thefts are mainly for the purpose of resale, theft of parts, and for use in committing other crimes.

AUTO THEFT

SUMMARY ANALYSIS

1972-1973

A total of 1,882 Auto Thefts were reported to law enforcement agencies of West Virginia during 1973. This number reflected a 1.3 percent decrease from the total number of Auto Thefts reported in 1972.

Auto Thefts made up 7.9 percent of all property crime and 7.3 percent of the Total Crime Index.

The Auto Theft rate for West Virginia during 1973 was 105.7 per 100,000 inhabitants. This is a decrease of 2.8 percent from the crime rate of 1972.

There was a total of 589 Auto Thefts cleared by arrest or exceptionally cleared, representing a state-wide clearance rate of 31.3 percent. The clearance rate during 1972 was 32.0 percent. 31.6 percent of the total number of Auto Thefts cleared involved juveniles. This is a 4.3 percent increase over 1972.

The age group responsible for the highest percentage of persons arrested for Auto Theft, 12.9 percent, occurred in the age 16 category.

89.6 percent of all persons arrested for Auto Theft were males. 91.7 percent were White, 8.1 percent were Negro and less than 1 percent were of other races.

Of the 1,882 autos stolen, 1,321 or 70.2 percent were recovered. This is an increase of 5.7 percent over 1972. 76.8 percent of all vehicles recovered were recovered in the same jurisdiction from which they were stolen.

The total value of autos stolen during the period was $2,457,662. Autos valued at $1,753,920 were recovered.

The average dollar value of autos stolen during 1973 was $1,306.

AUTO THEFT BY MONTH

1972-1973

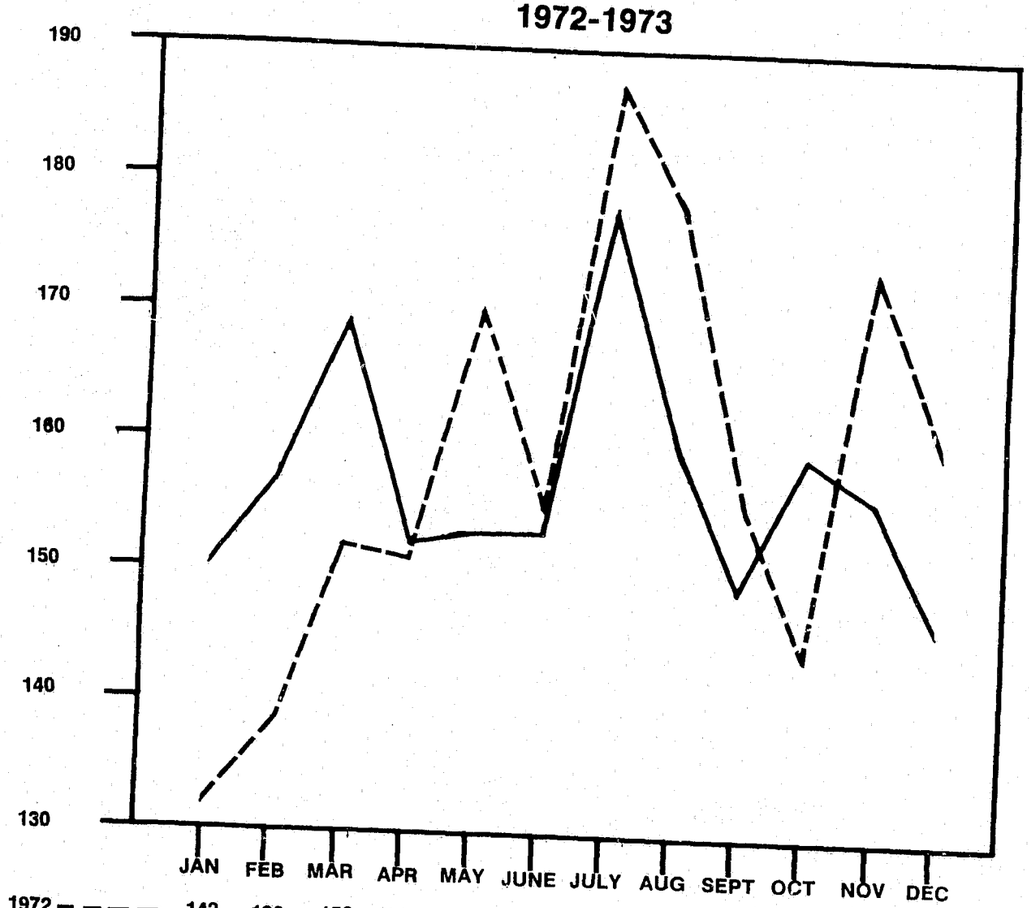

	JAN	FEB	MAR	APR	MAY	JUNE	JULY	AUG	SEPT	OCT	NOV	DEC
1972 — — —	142	138	152	151	170	155	187	178	156	144	174	160
1973 ———	150	157	169	152	153	153	178	160	149	159	156	146
Percent Change	+5.6	+13.8	+11.2	+0.6	-10.0	-1.3	-4.8	-10.1	-4.5	+10.4	-10.3	-8.8

AUTO THEFT

JANUARY - DECEMBER
1973

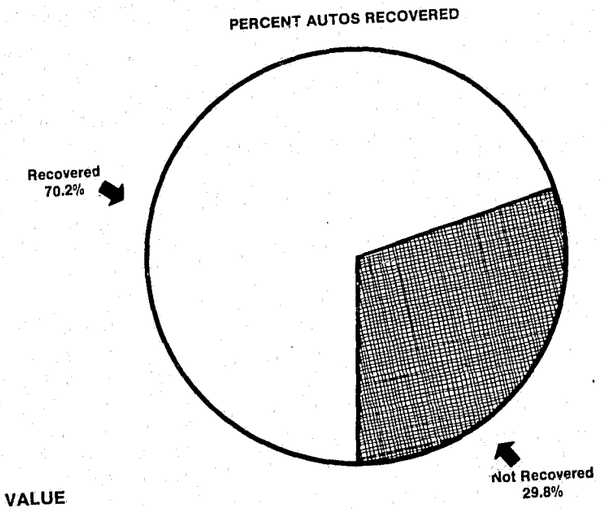

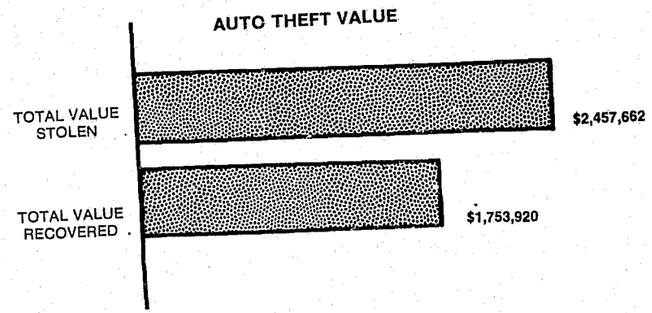

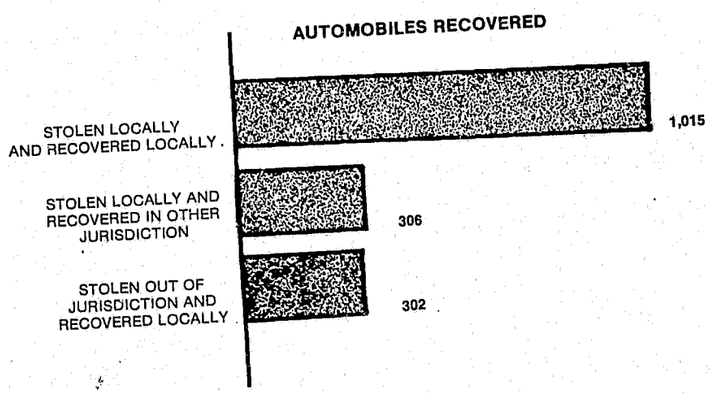

WEST VIRGINIA ARREST DATA

WEST VIRGINIA ARREST INFORMATION

The West Virginia Uniform Crime Reporting Program requires the daily and monthly reporting of data concerning persons arrested in the State. A record of total arrest activity for criminal acts in both Part I and Part II Crime Classes is received from 265 county, state and municipal law enforcement agencies and is analyzed and arranged according to age, sex and race of persons arrested. Traffic arrests except Driving While Intoxicated are not reported. A total of 70,418 arrests for Part I and Part II criminal acts were reported during 1973, an increase of 7,322 arrests over 1972. Based on 1973 population estimates, this represents a state-wide arrest rate of 3,951.9 arrests per each 100,000 persons in West Virginia as compared to 3,601.3 in 1972.

A person is counted on the monthly arrest report each time he is arrested or summonsed. It should be kept in mind that the volume of arrests may vary from time to time due to the differences in local arrest procedures and policies. It should be noted that a person may be arrested several times during a given month for the same or different offenses. This occurs frequently for such crimes as drunkenness, disorderly conduct, and similar offenses. A juvenile is counted as "arrested" when the circumstances are such that if he or she were an adult, an arrest would be counted or when police or other official action beyond a mere interview, warning or admonishment is taken.

Arrest figures do not indicate the number of individuals arrested or summonsed since, as has been pointed out, one person may be arrested several times during the month. However, arrest information is useful in measuring the extent of law enforcement activity in a given geographical area as well as providing an index for measuring the involvement in criminal acts by the age, sex and race of the perpetrators.

10.0 percent of all reported arrests for 1973 were for Part I Offenses (murder, manslaughter, forcible rape, robbery, felonious assault, breaking and entering, larceny-theft and auto theft). Analysis of total Part I Arrests indicates that larceny comprised the highest percent of all arrests for Part I Crimes, amounting to 47.7 percent. The highest percent of arrests for Part II Offenses involved the drunkenness category, amounting to 56.0 percent of all reported arrests for Part II Crimes.

VIOLENT CRIME

Arrests for crimes of violence (murder, forcible rape, robbery, and felonious assault) on a state-wide basis amounted to 16.9 percent of all arrests for the Part I Offenses and 1.7 percent of the total arrests for all other offenses. A further evaluation indicates that arrests for felonious assault were the most frequent, representing 59.8 percent of the total arrests for violent crimes.

PROPERTY CRIME

Property Crime arrests (breaking and entering, larceny-theft and auto theft) comprised 82.4 percent of all arrests for Part I Offenses and 8.2 percent of all arrests.

The highest percentage of property crime arrests, 57.9 percent, occurred in the larceny category.

NARCOTIC DRUG LAW ARRESTS

Information concerning arrests for narcotic drug law violations is collected and analyzed according to specific drug categories. During 1973, a total of 1,764 arrests were made for narcotic drug law violations, an increase of 981 arrests over 1972. Evaluation of data reported for 1973 disclosed that 63.0 percent of all persons arrested for narcotic drug law violations were under the age of 21. More than 23.6 percent of those arrested were under 18. Analysis of individual drug categories showed that the highest percentage of arrests, 75.6 percent, involved marijuana. The lowest percentage of arrests occurred in the opium and cocaine category, amounting to only 4.6 percent

GAMBLING ARRESTS

Arrests for gambling offenses during 1973 amounted to 0.4 percent of all reported arrests for Part I and Part II Offenses. 95.3 percent of those arrested for gambling were males. Persons under the age of 18 made up 0.3 percent of all gambling arrests. While the highest percent of arrests, 15.1 percent, occurred in the 45-49 age category. A total of 299 gambling arrests were reported during 1973, a decrease of 198 arrests from 1972.

PERCENT ANALYSIS OF INDEX OFFENSES CLEARED BY ARREST

January - December, 1973

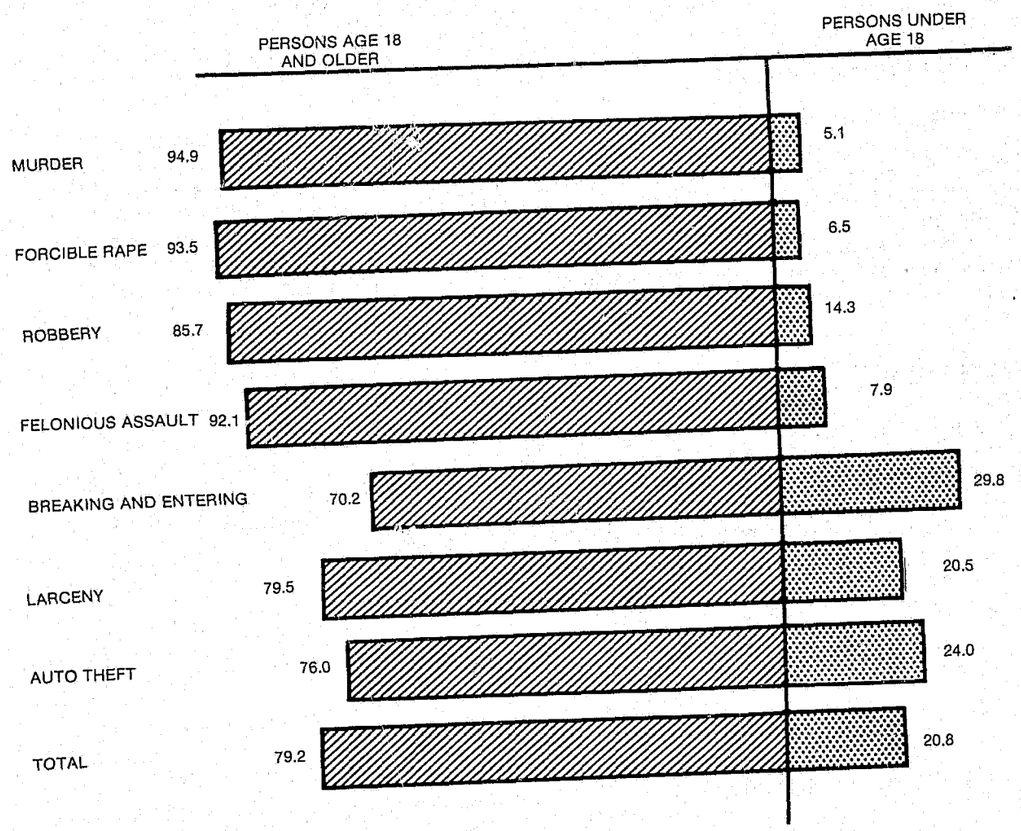

COMPARISON OF ADULT AND JUVENILE ARRESTS

January - December 1973

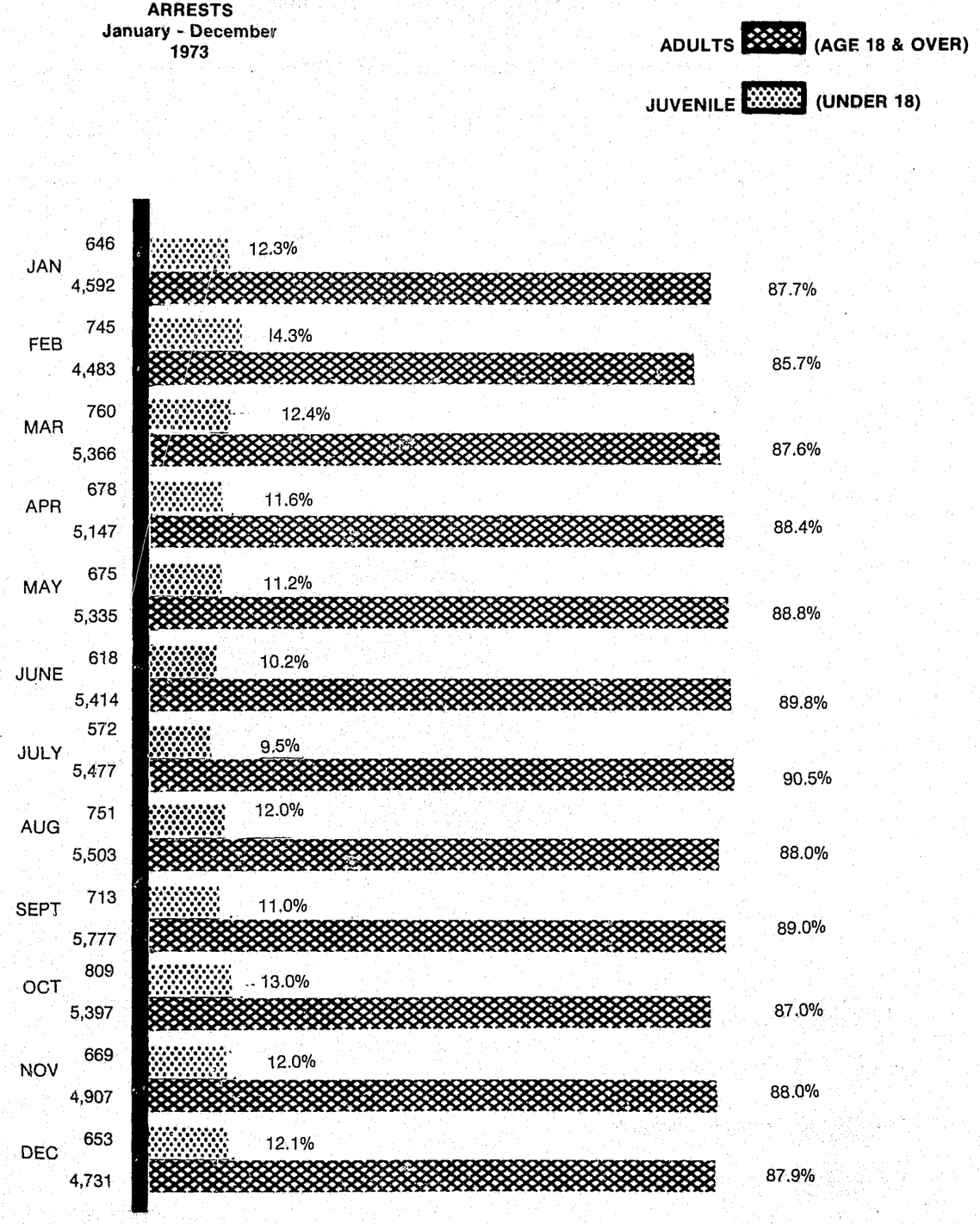

ANALYSIS OF NARCOTIC DRUG LAW ARRESTS

January - December, 1973

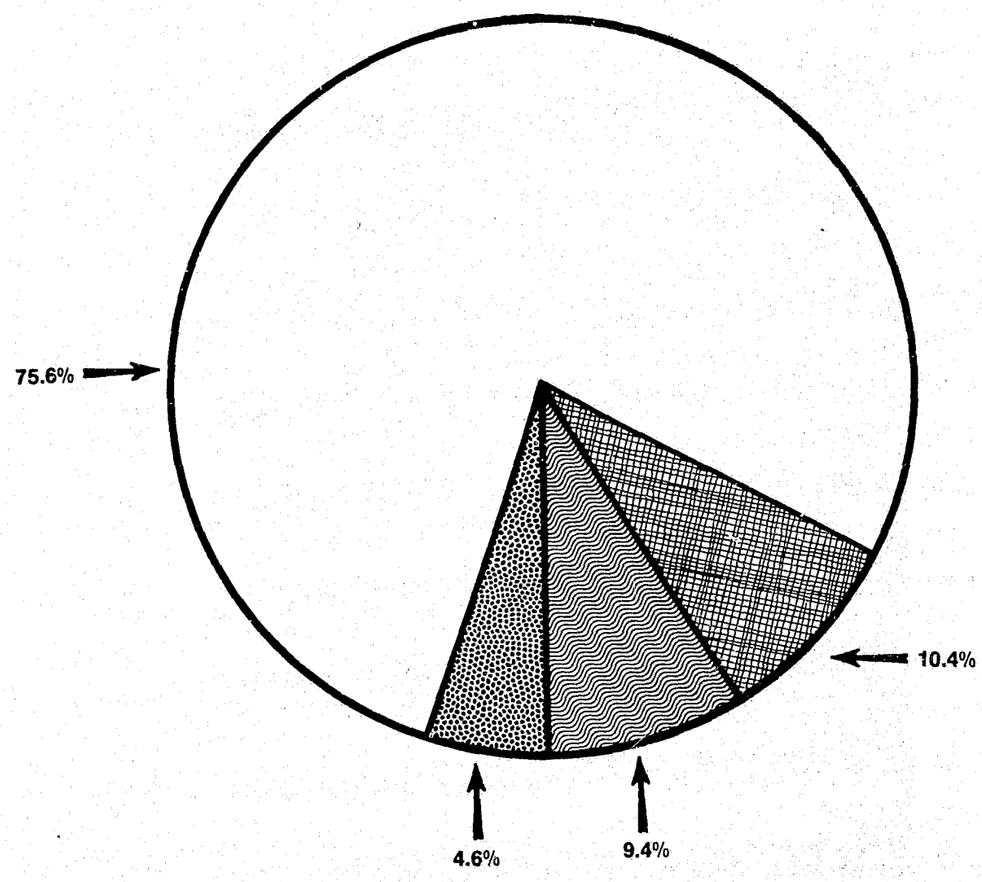

82 Opium, Cocaine and its derivatives

1,334 Marijuana

183 Synthetic Narcotics

165 Other Non-Narcotic Drugs

WEST VIRGINIA
1973 NARCOTIC DRUG LAW ARRESTS
BY AGE

Offense	10 and Under	11-12	13-14	15	16	17	Total Under 18	18	19	20	21	22	23	24	25-29	30-34	35-39	40-44	45-49	50-54	55-59	60-64	65 And Over	Total 18 And Over	Grand Total
Narcotic Drug Laws—Total		3	24	78	112	201	418	239	253	201	159	123	104	74	135	27	9	4	5	4	3	6		1,346	1,764
Opium, Cocaine and their Derivatives					1	2	3	6	4	19	12	12	4	7	10	1	1			1	2			79	82
Marijuana		3	15	63	93	160	334	188	199	156	115	90	78	51	89	19	7	4	2	2				1,000	1,334
Synthetic Narcotics			4	7	6	14	31	25	30	17	20	11	10	6	25	4	1		2		1			152	183
Other Dangerous Non-Narcotic Drugs			5	6	12	25	50	20	20	9	12	10	12	10	11	3			1	1		6		115	165

WEST VIRGINIA
1973 NARCOTIC DRUG LAW ARRESTS
SEX AND RACE

Offense	Total	Sex		Race					
		Male	Female	White	Negro	Indian	Chinese	Japanese	All Other
Narcotic Drug Laws—Total	1,764	1,530	234	1,647	116				1
Opium, Cocaine and their Derivatives	82	68	14	72	10				
Marijuana	1,334	1,164	170	1,254	80				
Synthetic Narcotics	183	154	29	170	12				1
Other Dangerous Non-Narcotic Drugs	165	144	21	151	14				

ANALYSIS OF GAMBLING ARRESTS

January - December, 1973

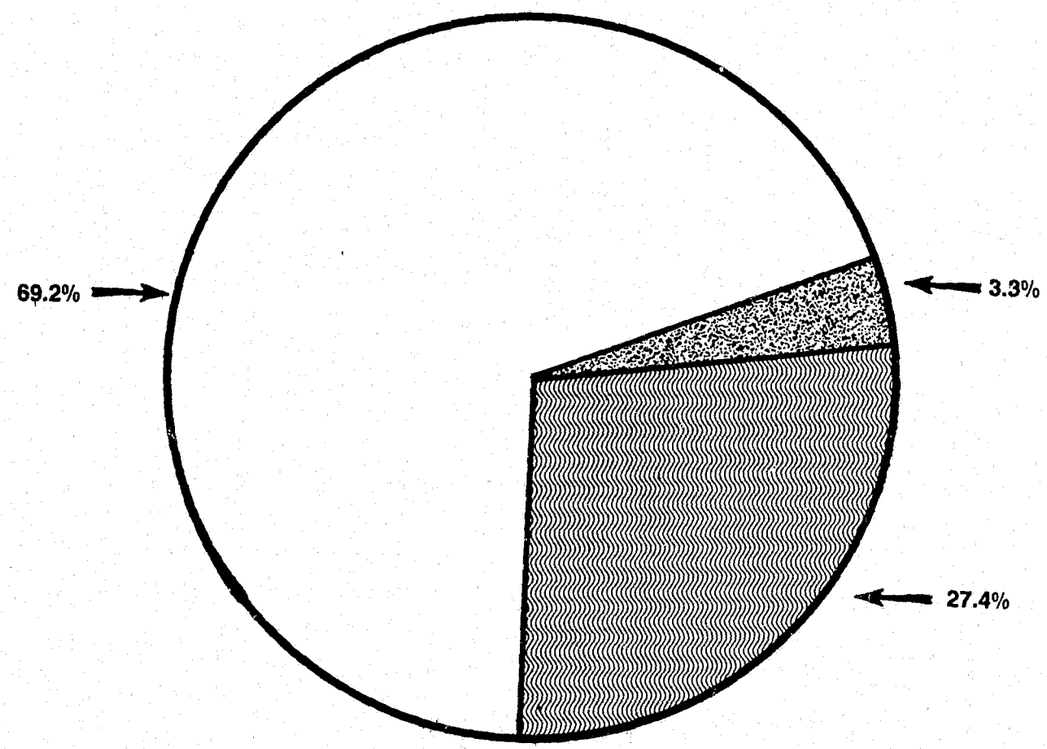

10 BOOKMAKING—HORSE & SPORTS BOOKS

82 NUMBERS AND LOTTERY

207 ALL OTHER GAMBLING

TOTAL WEST VIRGINIA ARRESTS

January - December, 1973

Offenses	Number of Arrests	Percent Distribution	Rate Per 100,000 Inhabitants
Murder	87	0.1	4.9
Manslaughter	51	0.1	2.9
Forcible Rape	144	0.2	8.1
Robbery	244	0.4	13.7
Felonious Assault	708	1.0	39.8
Breaking and Entering	1,817	2.6	102.0
Larceny-Theft	3,347	4.8	187.9
Auto Theft	614	0.9	34.5
Subtotal for Part I Offenses	7,012	10.0	393.7
Other Assaults	2,600	3.7	146.3
Arson	86	0.1	4.8
Forgery and Counterfeiting	257	0.4	14.4
Fraud	1,348	1.9	75.7
Embezzlement	32	0.1	1.8
Stolen Property: Buying, Receiving, Possession	273	0.4	15.3
Vandalism	712	1.0	40.0
Weapons: Carrying, Possession, etc.	842	1.2	47.3
Prostitution and Commercialized Vice	156	0.2	8.8
Sex Offenses (Except Forcible Rape and Prostitution)	179	0.3	10.1
Narcotic Drug Laws	1,764	2.5	99.0
Gambling	299	0.4	16.8
Offenses Against Family and Children	838	1.2	47.1
Driving Under the Influeuce	4,980	7.1	279.6
Liquor Laws	519	0.7	29.1
Drunkenness	35,534	50.5	1,995.2
Disorderly Conduct	1,716	2.4	96.3
Vagrancy	58	0.1	3.3
Other (Except Traffic)	9,518	13.5	534.4
Curfew and Loitering Law Violations	577	0.8	32.4
Runaways	1,118	1.6	62.8
Subtotal for Part II Offenses	63,406	90.0	3,560.2
TOTAL For West Virginia	70,418	100.0	3,953.9

TOTAL ARRESTS BY AGE

January - December, 1973

Offenses	10 and Under	11-12	13-14	15	16	17	Total Under 18	18	19	20	21	22	23	24	25-29	30-34	35-39	40-44	45-49	50-54	55-59	60-64	65 and Over	Total 18 and Over
Murder				1	4	3	8	4	1		3	4	3	2	15	12	7	7	7	4	4	1	5	79
Manslaughter				1	4	3	8	3	4	3	3	8		1	11	3	2			1	2		2	43
Forcible Rape				2	6	8	16	12	4	11	12	9	8	12	26	12	8	3	2	3	2	1	3	128
Robbery		7	8	5	7	13	40	14	15	19	15	16	15	7	42	21	13	6	12	4	2	1	2	204
Felonious Assault	6	3	13	11	21	20	74	26	29	36	21	27	37	34	105	76	58	43	37	45	22	19	19	634
Breaking and Entering	45	78	217	175	207	223	945	164	105	85	85	64	51	45	121	54	26	27	14	17	9	2	3	872
Larceny-Theft	58	119	349	282	322	284	1,414	297	206	157	126	99	83	86	225	153	97	99	94	87	50	34	40	1,933
Auto Theft	3	8	75	78	79	73	316	53	38	26	22	25	28	14	27	17	14	17	5	3	7	1	1	298
Subtotal for Part I Offenses	112	215	662	555	650	627	2,821	573	402	337	287	252	225	201	572	348	225	202	171	164	98	59	75	4,191
Other Assaults	7	18	36	31	44	80	216	116	104	142	143	141	113	117	450	270	240	176	143	111	63	29	26	2,384
Arson	2	0	4	5	4	6	21	3	8	4	5	5	2		7	2	11	6	2	4	1	4	1	65
Forgery and Counterfeiting		3	7	4	17	18	49	14	25	6	15	15	11	4	48	16	19	11	11	6	6	1		208
Fraud		2	4	5	7	8	26	20	49	65	61	49	44	62	283	217	161	108	109	38	42	7	7	1,322
Embezzlement		1	1	2		4	8	2	1			1	1		9	1	5	1	1	1		1		24
Stolen Property: Buying, Receiving, Possession		4	12	20	16	18	70	21	14	20	10	18	10	7	34	22	17	7	8	6	5	1	3	203
Vandalism	28	35	77	61	65	45	311	59	43	41	23	17	13	19	55	34	20	38	14	10	10	4	1	401
Weapons: Carrying, Possession, etc.		2	8	12	14	27	63	22	21	34	37	35	28	33	157	85	83	65	54	58	35	10	22	779
Prostitution and Commercialized Vice		1					1	13	15	10	12	14	19	8	27	5	8	8	6	4	2	2	2	155
Sex Offenses (Except Forcible Rape & Prostitution)	3	4	9	5	9	5	35	14	3	13	12	11	8	7	26	15	14	2	5	7	3	2	2	144
Narcotic Drug Laws		3	24	78	112	201	418	239	253	201	159	123	104	74	135	27	9	4	5	4	3	6		1,346
Gambling						1	1	11	2	2	4	6	10	7	22	32	32	34	45	31	29	21	10	298
Offenses Against Family and Children			16	12	7	12	47	43	29	40	31	48	35	48	156	122	84	50	36	29	22	6	12	791
Driving Under the Influence				1	11	42	54	92	119	146	147	189	165	171	602	510	561	623	536	456	304	188	117	4,926
Liquor Laws		1	8	5	2	6	22	8	6	12	10	6	15	10	40	47	70	76	57	43	28	45	24	497
Drunkenness		8	78	121	262	410	879	936	988	1,006	915	970	896	878	3,310	3,157	3,477	4,153	4,399	3,899	2,852	1,602	1,217	34,655
Disorderly Conduct	1	7	36	37	62	83	226	121	105	94	96	75	83	74	237	117	115	117	115	64	37	24	16	1,490
Vagrancy			1	2	2	8	13	2	5	2	2		3	2	3	3	4	5	5	3	2	2	2	45
All Other (Except Traffic)	33	84	269	295	303	329	1,313	496	508	553	456	403	361	358	1,254	910	717	671	518	421	251	155	173	8,205
Curfew and Loitering Law Violations	10	14	133	152	127	141	577																	
Runaways	12	65	332	298	243	168	1,118	2,232	2,298	2,391	2,138	2,126	1,921	1,879	6,855	5,592	5,647	6,155	6,069	5,195	3,695	2,110	1,635	57,938
Subtotal for Part II Offenses	96	252	1,055	1,146	1,307	1,612	5,468																	
TOTAL for West Virginia	208	467	1,717	1,701	1,957	2,239	8,289	2,805	2,700	2,728	2,425	2,378	2,146	2,080	7,427	5,940	5,872	6,357	6,240	5,359	3,793	2,169	1,710	62,129

TOTAL ARRESTS BY SEX

January - December, 1973

Offenses	Persons Arrested		Percent	Percent
	Male	Female	Male	Female
Murder	72	15	82.8	17.2
Manslaughter	45	6	88.2	11.8
Forcible Rape	140	4	97.2	2.8
Robbery	227	17	93.0	7.0
Felonious Assault	628	80	88.7	11.3
Breaking and Entering	1,743	74	95.9	4.1
Larceny-Theft	2,540	807	75.9	24.1
Auto Theft	550	64	89.6	10.4
Subtotal for Part I Offenses	5,945	1,067	84.8	15.2
Other Assaults	2,332	268	89.7	10.3
Arson	74	12	86.0	14.0
Forgery and Counterfeiting	199	58	77.4	22.6
Fraud	881	467	65.4	34.6
Embezzlement	28	4	87.5	12.5
Stolen Property: Buying, Receiving, Possession	248	25	90.8	9.2
Vandalism	677	35	95.1	4.9
Weapons: Carrying, Possession, etc.	786	56	93.3	6.7
Prostitution and Commercialized Vice	58	98	37.2	62.8
Sex Offenses (Except Forcible Rape and Prostitution)	164	15	91.6	8.4
Narcotic Drug Laws	1,530	234	86.7	13.3
Gambling	285	14	95.3	4.7
Offenses Against Family and Children	757	81	90.3	9.7
Driving Under the Influence	4,769	211	95.8	4.2
Liquor Laws	405	114	78.0	22.0
Drunkenness	33,649	1,885	94.7	5.3
Disorderly Conduct	1,479	237	86.2	13.8
Vagrancy	48	10	82.8	17.2
All Other (Except Traffic)	7,989	1,529	83.9	16.1
Curfew and Loitering Law Violations	462	115	80.1	19.9
Runaways	445	673	39.8	60.2
Subtotal for Part II Offenses	57,265	6,141	90.3	9.7
TOTAL for West Virginia	63,210	7,208	89.8	10.2

TOTAL ARRESTS BY RACE

January - December, 1973

Offenses	White	Negro	Indian	Chinese	Japanese	Other
Murder	71	16				
Manslaughter	47	4				
Forcible Rape	115	28				1
Robbery	199	44	1			
Felonious Assault	584	124				
Breaking and Entering	1,603	214				
Larceny-Theft	2,976	371				
Auto Theft	563	50				1
Subtotal for Part I Offenses	6,158	851	1			2
Other Assaults	2,358	242				
Arson	78	8				
Forgery and Counterfeiting	232	25				
Fraud	1,302	46				
Embezzlement	31	1				
Stolen Property: Buying, Receiving, Possession	250	23				
Vandalism	653	56	2			1
Weapons: Carrying, Possession, etc.	744	97				1
Prostitution and Commercialized Vice	133	23				
Sex Offenses (Except Forcible Rape & Prost.)	158	21				
Narcotic Drug Laws	1,647	116				1
Gambling	278	21				
Offenses Against Family and Children	802	35				1
Driving Under the Influence	4,790	189	1			
Liquor Laws	457	62				
Drunkenness	33,802	1,720	8		1	3
Disorderly Conduct	1,496	218	2			
Vagrancy	52	6				
All Other (Except Traffic)	9,049	465	2			2
Curfew and Loitering Law Violations	549	27	1			
Runaways	1,104	14				
Subtotal for Part II Offenses	59,965	3,415	16		1	9
TOTAL for West Virginia	66,123	4,266	17		1	11

LAW ENFORCEMENT EMPLOYEE DATA

POLICE EMPLOYEE DATA

The Uniform Crime Reporting Program in West Virginia incorporates the collection of pertinent data relating to the police of the state. Information regarding police employee strength, distributions, assaults against law enforcement officers and circumstances surrounding the killing of police officers are discussed in this section.

This information is submitted by county, municipal and state law enforcement agencies and compiled on an annual basis. Specific information concerning the number of law enforcement employees reflects the status as of October 31, 1973, and is limited to municipal, county and state law enforcement agencies currently reporting to the West Virginia UCR Program.

LAW ENFORCEMENT EMPLOYEE RATES

In 1973, the average number of full-time law enforcement officers (municipal police, state police and sheriffs) including civilian personnel, amounted to 141.2 employees for each 100,000 inhabitants of the state. This is a 9.0 percent increase from 1972. The employee rate on the basis of sworn personnel only (excluding civilian personnel) amounted to 114.5 officers per 100,000 persons, an increase of 5.3 percent.

The determination of police strength for any given area or municipality should be a subject for serious consideration. Such consideration, however, should be based on the numerous factors which create the need for police services. Some of these factors, discussed elsewhere in this publication, relate to size, density of population, geographic location, character, and proximity to metropolitan areas. The tables and charts shown in this section relate to reported police employee strength and should not be interpreted as recommended strength for any given municipality. Such determinations should be made after objectively evaluating the need for police services based on the above factors.

CIVILIAN EMPLOYEES

The personnel of each law enforcement agency differ as to the demands and responsibilities placed before them. Many police officers are fully occupied with clerical tasks and are not free to perform active police duties. This current upward trend in police agencies to perform clerical duties is in line with the thinking of many police administrators who recommend the use of civilians in this capacity, thus freeing the sworn personnel for actual police related services.

As of October 31, 1973, 18.9 percent of all police employees were civilians. Municipal police departments employed 224 civilians, amounting to 16.0 percent of their total work force. County sheriff's departments employed 141 civilians, which accounted for 21.5 percent of their total work force. State Police reported that they employed 137 civilians, amounting to 38.0 percent of their work force.

MUNICIPAL POLICE OFFICERS

As of October 31, 1973, there were 1,179 full-time sworn personnel employed by municipal police departments in West Virginia. This amounts to a ratio of 156.7 sworn officers for each 100,000 inhabitants (urban population only), the same as 1972.

COUNTY SHERIFF'S DEPARTMENT

At the conclusion of October, 1973, there were 514 sheriffs and deputies employed in West Virginia's 55 counties. This amounted to a rate of 50.0 sworn personnel per 100,000 population as compared to 44.9 in 1972. The computation of the ratio of sworn personnel is based on the population of the rural areas of the counties and not on the entire county census.

In an attempt at comparisons of employment levels of individual sheriff's departments with other agencies, consideration must be given to certain functions that are particular to a sheriff's department. The function of county sheriff's departments vary widely throughout the state. The operation of one sheriff's department may be limited exclusively to civil areas and the administration of the county jail, or they may be actively involved in criminal matters throughout the county. These functions are usually performed by sworn personnel, thereby presenting a misleading picture of the actual enforcement strength of the department.

STATE POLICE

The West Virginia State Police is empowered to provide all phases of law enforcement throughout the state. The Department of Public Safety employed a total of 35.1 sworn officers per 100,000 population (rural only), an increase of 14.5 percent from 1972.

LAW ENFORCEMENT OFFICERS KILLED AND ASSAULTED

The killing or assault of a police officer has an effect on society which reaches far beyond the overt act. Such occurrences constitute an immediate threat to the well being of the community and a serious breach of the internal security of the country. Today, a young man who considers a career in law enforcement must also consider the very strong possibility of being killed or assaulted by a member of the very same society he is sworn to protect. This deplorable situation should be a subject of serious public concern, for in truth, an attack on a police officer is an attack on society. The violence directed against law enforcement officers acting in the line of duty is clearly demonstrated by the following summary information:

> A total of 223 law enforcement officers in West Virginia were reported assaulted in the line of duty during 1973, as compared to 300 assaults during 1972.
>
> The rate of assaults on law enforcement officers for the state was 10.8 assaults for every 100 sworn officers, a decrease of 31.6 percent from 1972. The assault rate for municipal police departments amounted to 14.4 per 100 officers with a rate for county sheriff's of 3.7 per 100 officers and the State Police rate was 9.4 per 100 officers.
>
> Personal weapons (hands, fists, feet, etc.) were used in 90.6 percent of all assaults on law enforcement officers.
>
> The greatest number of assaults, 53.4 percent, occurred while officers were attempting other arrests.
>
> A total of 210 assaults on law enforcement officers were cleared during1973 amounting to a 94.2 percent clearance rate, an increase of 11.7 percent over 1972.

ANALYSIS OF ASSAULTS ON LAW ENFORCEMENT OFFICERS, 1973
—PERCENT DISTRIBUTION BY TYPE OF ACTIVITY—

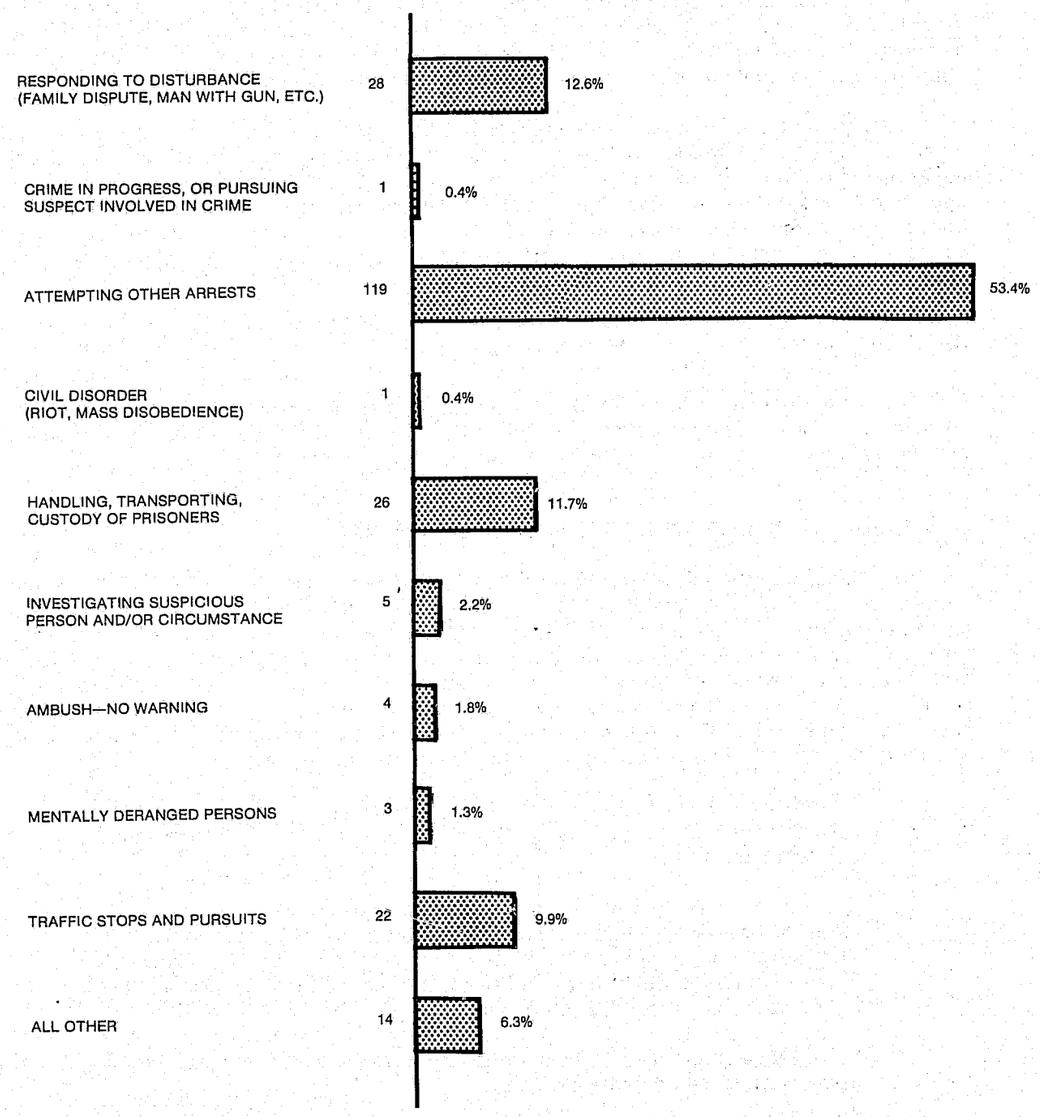

WEST VIRGINIA LAW ENFORCEMENT OFFICERS ASSAULTED
—BY TYPE OF WEAPON USED—
1973

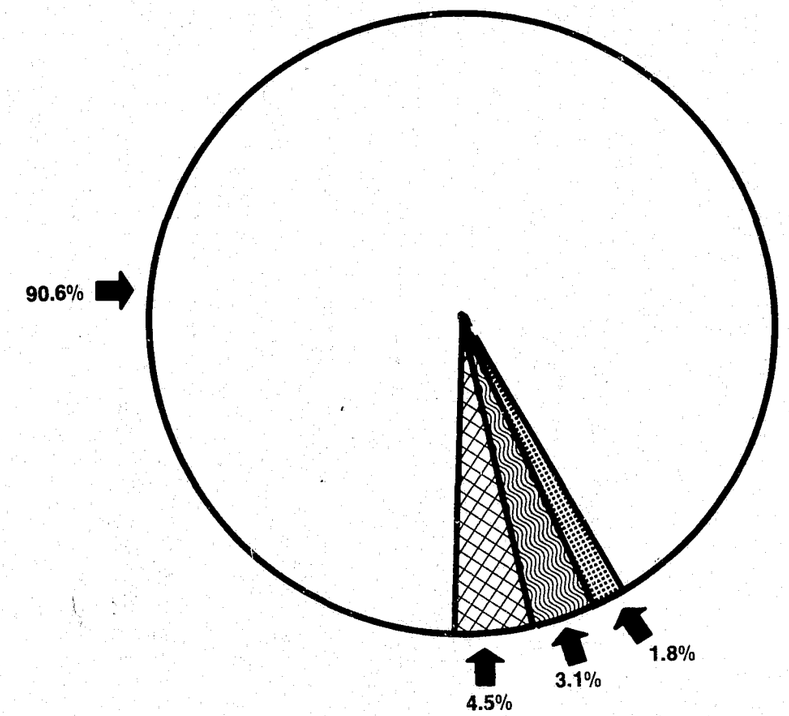

NUMBER OF ASSAULTS	WEAPON USED
202	HANDS, FIST, FEET, ETC.
4	OTHER DANGEROUS WEAPON
7	KNIFE OR CUTTING INSTRUMENT
10	FIREARM

TOTAL ASSAULTS 223

ANALYSIS OF ASSAULTS ON LAW ENFORCEMENT OFFICERS
Assaults with Personal Injury, By Type of Weapon

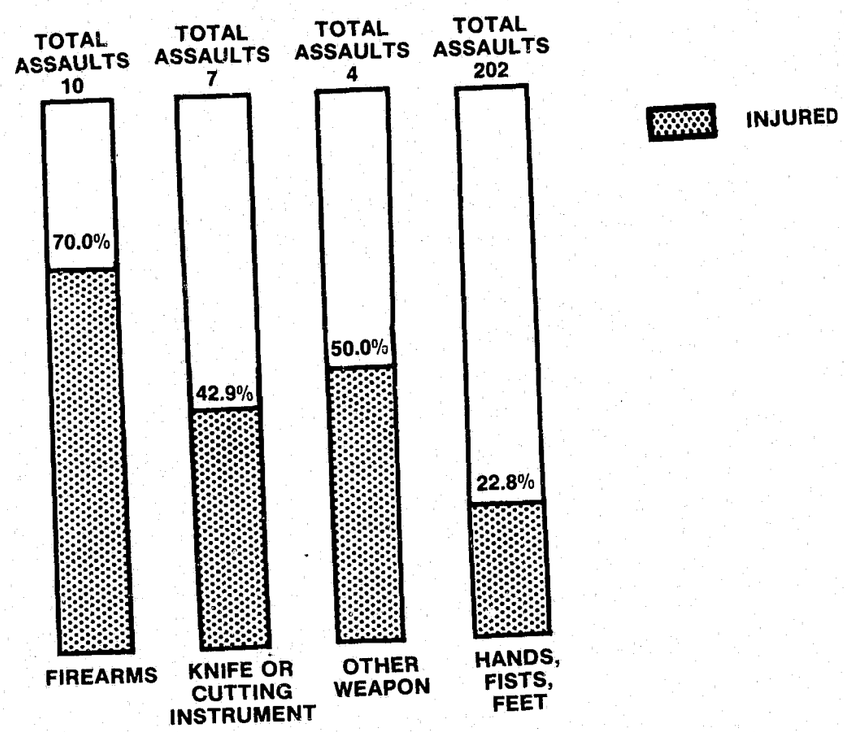

ASSAULTS BY TIME

Time of Assault	A.M.	P.M.
12:01 - 2:00	36	5
2:01 - 4:00	21	15
4:01 - 6:00	4	18
6:01 - 8:00	2	25
8:01 - 10:00	3	45
10:01 - 12:00	9	40
TOTAL	75	148

ANALYSIS OF ASSAULTS ON LAW ENFORCEMENT OFFICERS

Percent of Assaults Cleared—By Circumstance

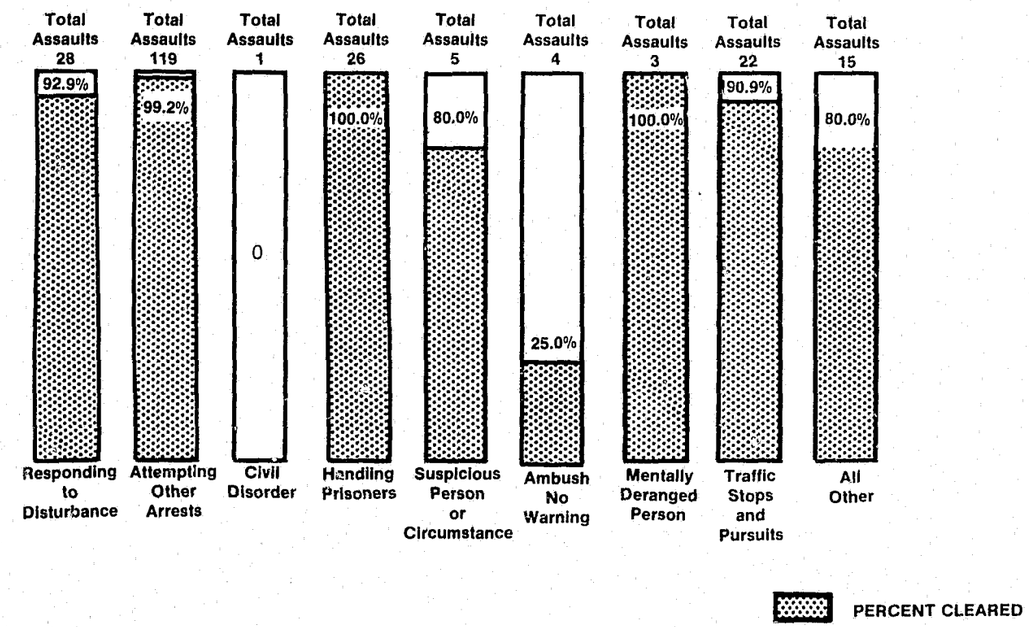

WEST VIRGINIA
OFFENSE DATA
STATE-COUNTY-MUNICIPAL

The computer generated output tables contained within this section were designed to facilitate quick reference of statistical crime information relative to the different reporting areas of the State of West Virginia. The data contained in each of the series of reports will be detailed on a page preceding each listing.

Each of the four reports are listed in county name sequence. Within each county, information is further detailed to show the activity experienced by reporting area, agency type and contributor. The general identifying descriptions which indicate the reporting areas are listed and defined as follows:

(Name) County Total—This line indicates the total activity of all reporting agencies within the indicated county. It may be expressed mathematically as:

County Total = Municipal + State Police + Sheriff
or
County Total = Municipal + Rural

Rural—This line indicates the total activity that was reported by rural law enforcement agencies within the indicated reporting area. It may be expressed mathematically as:

Rural = State + Sheriff

Sheriff—This line indicates the total activity reported by sheriff's offices within the indicated reporting area.

State Police—This line indicates the total activity reported by all State Police Detachments within the indicated reporting area. It may be expressed mathematically as:

State Police = State Police Detachment 1 + SPD2 + SPD3 + ...

Municipal—This line indicates the total activity reported by all municipal law enforcement agencies within the indicated reporting area. It may be expressed mathematically as:

Municipal = Municipality 1 + M2 + M3 + ...

(City Name) Police Department—This line indicates the total activity reported by the individually specified police department.

For comparative purposes, each reporting agency or area identified on the report details the activity experienced for the calendar year of 1973 and 1972 respectively. Also the numerical difference between the two years has been calculated and displayed on a separate line which is identified by the word *"CHANGE"*. All amounts displayed on the change line indicate the numerical difference between the figures as reported for 1972 and 1973. All amounts are signed with a plus (+) or minus (-) sign to indicate whether the quantity has increased or decreased from 1972 to 1973.

NOTE: All items appearing on the change line are the numerical difference between the two reporting periods. Do not misconstrue these quantities to be percentages.

It should be noted that statistics gathered under the Uniform Crime Reporting Program are submitted by the law enforcement agencies of West Virginia and project a state-wide view of crime. Awareness of the presence of certain crime factors, which may influence the resulting volume and type of statistics presented, is necessary if fair and equitable conclusions are to be drawn. These crimes influencing factors are present, to some degree, in every community and their presence affects, in varying degrees, the crime experience of that community. Attempts at comparison of crime figures between communities should not be made without first considering the individual factors present in each community.

CONTINUED

1 OF 2

CRIME INDEX REPORT

The tabulations in this section indicate the volume and distribution of crime in West Virginia on the basis of a crime rate.

The Uniform Crime Reporting Program utilizes seven crime classifications to establish a rate to measure the trend and distribution of crime. The number of actual offenses of murder, forcible rape, robbery, felonious assault, burglary, larceny and auto theft are reflected in this report. The number of actual offenses of manslaughter and assaults (not aggravated) are not index offenses, thus counts of these offenses are not considered in this report.

Each heading contained in this report is defined below:

Population—Estimated population of the indicated reporting area. This information, representative of the year 1973, was provided through the assistance of the Federal Bureau of Investigation and the United States Bureau of Census.

Total Offenses—This is the sum total of the seven index offenses.

Total Cleared—The sum total of the seven index offenses cleared.

Percent Cleared—The percentage of index offenses cleared by arrest or exceptional clearance. The mathematical formula may be expressed as follows:

$$\text{Percent Cleared} = \frac{\text{Total Index Offenses Cleared}}{\text{Total Actual Index Offenses Reported}} \times 100$$

Crime Rate—This is sometimes referred to as a victim risk rate and is representative of the number of index offenses per 1,000 population.

Example - A crime rate of 10.00 would imply that 10.00 persons of each 1,000 population were the victim of an index offense.

The mathematical formula for calculating the crime rate of any reporting area may be expressed as follows:

$$\text{Crime Rate} = \frac{1{,}000}{\text{Area Population}} = \text{Reciprocal}^* \times \text{Total Actual Offenses}$$

$$\text{Crime Rate} = \frac{\text{Total Actual Offenses}}{\text{Area Population}} \times 1{,}000$$

*Reciprocals developed to five (5) decimal places.

The remaining columns of the report indicate the number of actual index offenses reported by category.

NOTE: In the past, larceny $50 and over has been used as one of the Crime Index Offenses. Effective January, 1973, total larceny-theft is being used instead of the larceny $50 and over category. Larceny-Theft is primarily a crime of opportunity and in most instances, the value of property taken in incidental to the actual criminal act.

WEST VIRGINIA U C R CRIME INDEX REPORT

			POPULATION	CRIME RATE	TOTAL OFFENSES	TOTAL CLEARED	PERCENT CLEARED	MURDER	RAPE	ROBBERY	FEL ASSLT	BREAK AND ENTER	LARCENY THEFT	AUTO THEFT
WEST VIRGINIA	TOTAL	73	1,781,000	14.40	25865	7397	28.59	105	163	490	1395	7318	14512	1882
		72	1,752,000	14.27	25043	6751	26.95	108	146	556	1484	7192	13650	1907
	CHANGE		29,000+	.21+	822+	646+	1.64+	3-	17+	66-	89-	126+	862+	25-
	RURAL	73	1,028,514	9.71	10013	3251	32.46	75	99	120	584	3427	4942	766
		72	1,020,766	8.60	8806	2441	27.53	75	91	114	696	3521	3649	720
	CHANGE		7,748+	1.11+	1147+	810+	4.93+	0	8+	6+	112-	94-	1293+	46+
	SHERIFF'S	73			3075	743	24.16	14	43	43	216	1232	1312	215
		72			2546	697	27.37	4	26	34	168	1066	1087	161
	CHANGE				529+	46+	3.21-	10+	17+	9+	48+	166+	225+	54+
	STATE POLICE	73			6928	2508	36.20		58	77	368	2189	3627	550
		72			6320	1744	27.59	71	65	80	528	2455	2562	559
	CHANGE				608+	764+	8.61+	10-	9-	3-	160-	266-	1065+	9-
	MUNICIPAL	73	752,486	20.92	15852	4146	26.15	30	64	370	811	3891	9570	1116
		72	731,234	22.00	16177	4310	26.64	33	55	442	788	3671	10001	1187
	CHANGE		21,252+	1.08-	325-	164-	.49-	3-	9+	72-	23+	220+	431-	71-
BARBOUR COUNTY	TOTAL	73	14,053	4.55	64	8	12.50	1	0	0	1	25	35	2
		72	14,039	4.77	67	27	40.29	0	2	1	0	31	28	5
	CHANGE		14+	.22-	3-	19-	27.79-	1+	2-	1-	1+	6-	7+	3-
	RURAL	73	9,280	5.92	55	6	10.90	1	0	0	0	20	32	2
		72	9,272	6.79	63	24	38.09	0	2	1	0	27	28	5
	CHANGE		8+	.87-	8-	18-	27.19-	1+	2-	1-	0	7-	4+	3-
	SHERIFF	73			4	1	25.00	0	0	0	0	2	2	0
		72			18	12	66.66	0	0	0	0	9	9	0
	CHANGE				14-	11-	41.66-	0	0	0	0	7-	7-	0
	STATE POLICE	73			51	5	9.80	1	0	0	0	18	30	2
		72			45	12	26.66	0	2	1	0	18	19	5
	CHANGE				6+	7-	16.86-	1+	2-	1-	0	0	11+	3-
	MUNICIPAL	73	4,773	1.88	9	2	22.22	0	0	0	1	5	3	0
		72	4,767	.83	4	3	75.00	0	0	0	0	4	0	0
	CHANGE		6+	1.05+	5+	1-	52.78-	0	0	0	1+	1+	3+	0
BELLINGTON PD		73	1,570	.00	0	0	.00	0	0	0	0	0	0	0
		72	1,567	.63	1	0	.00	0	0	0	0	1-	0	0
	CHANGE		3+	.63-	1-	0	.00	0	0	0	0			
PHILIPPI PD		73	3,203	2.80	9	2	22.22	0	0	0	1	5	3	0
		72	3,200	.93	3	3	100.00	0	0	0	0	3	0	0
	CHANGE		3+	1.87+	6+	1-	77.78-	0	0	0	1+	2+	3+	0
BERKELEY COUNTY	TOTAL	73	37,332	22.12	826	213	25.78	3	4	14	52	282	440	31
		72	37,765	22.84	863	199	23.05	1	0	3	38	258	528	35
	CHANGE		433-	.72-	37-	14+	2.73+	2+	4+	11+	14+	24+	88-	4-

WEST VIRGINIA U C R CRIME INDEX REPORT

			POPULATION	CRIME RATE	TOTAL OFFENSES	TOTAL CLEARED	PERCENT CLEARED	MURDER	RAPE	ROBBERY	FEL ASSLT	BREAK AND ENTER	LARCENY THEFT	AUTO THEFT
	RURAL	73	22,823	19.14	437	135	30.89	1	2	3	29	172	210	20
		72	22,573	28.26	638	181	28.36	1	0	1	32	207	371	26
	CHANGE		250+	9.12-	201-	46-	2.53+	0	2+	2+	3-	35-	161-	6-
	SHERIFF	73			324	87	26.85	0	2	1	12	134	163	12
		72			553	170	30.74	0	0	0	32	166	342	13
	CHANGE				229-	83-	3.89-	0	2+	1+	20-	32-	179-	1-
	STATE POLICE	73			113	8	42.47	1	0	2	17	38	47	8
		72			85	11	12.94	1	0	1	0	41	29	13
	CHANGE				28+	37+	29.53+	0	0	1+	17+	3-	18+	5-
	MUNICIPAL	73	14,509	26.80	389	78	20.05	2	2	11	23	110	230	11
		72	15,192	14.80	225	18	8.00	0	0	2	6	51	157	9
	CHANGE		683-	12.00+	164+	60+	12.05+	2+	2+	9+	17+	59+	73+	2+
MARTINSBURG PD		73	14,509	26.80	389	78	20.05	2	2	11	23	110	230	11
		72	15,192	14.80	225	18	8.00	0	0	2	6	51	157	9
	CHANGE		683-	12.00+	164+	60+	12.05+	2+	2+	9+	17+	59+	73+	2+
BOONE COUNTY	TOTAL	73	25,784	6.12	158	27	17.08	2	4	0	7	63	63	19
		72	24,417	5.93	145	49	33.79	0	0	3	16	64	46	16
	CHANGE		1,367+	.19+	13+	22-	16.71-	2+	4+	3-	9-	1-	17+	3+
	RURAL	73	22,580	6.06	137	23	16.78	2	4	0	6	58	50	17
		72	21,294	5.68	121	41	33.88	0	0	1	13	55	40	12
	CHANGE		1,286+	.38+	16+	18-	17.10-	2+	4+	1-	7-	3+	10+	5+
	SHERIFF	73			5	0	.00	0	0	0	5	0	0	0
		72			13	12	92.30	0	0	0	5	5	3	0
	CHANGE				8-	12-	92.30-	0	0	0	0	5-	3-	0
	STATE POLICE	73			132	23	17.42	2	4	0	1	58	50	17
		72			108	29	26.85	0	0	1	8	50	37	12
	CHANGE				24+	6-	9.43-	2+	4+	1-	7-	8+	13+	5+
	MUNICIPAL	73	3,204	6.55	21	4	19.04	0	0	0	1	5	13	2
		72	3,123	7.68	24	8	33.33	0	0	2	3	9	6	4
	CHANGE		81+	1.13-	3-	4-	14.29-	0	0	2-	2-	4-	7+	2-
MADISON PD		73	2,403	6.65	16	3	18.75	0	0	0	1	3	10	2
		72	2,342	8.53	20	7	35.00	0	0	1	3	6	6	4
	CHANGE		61+	1.88-	4-	4-	16.25-	0	0	1-	2-	3-	4+	2-
WHITESVILLE PD		73	801	6.24	5	1	20.00	0	0	0	0	2	3	0
		72	781	5.12	4	1	25.00	0	0	1	0	3	0	0
	CHANGE		20+	1.12+	1+	0	5.00-	0	0	1-	0	1-	3+	0
BRAXTON COUNTY	TOTAL	73	12,157	8.06	98	40	40.81	1	0	1	9	34	50	3
		72	12,309	7.31	90	29	32.22	0	1	0	6	24	54	5
	CHANGE		152-	.75+	8+	11+	8.59+	1+	1-	1+	3+	10+	4-	2-

WEST VIRGINIA U C R CRIME INDEX REPORT

			POPULATION	CRIME RATE	TOTAL OFFENSES	TOTAL CLEARED	PERCENT CLEARED	MURDER	RAPE	ROBBERY	FEL ASSLT	BREAK AND ENTER	LARCENY THEFT	AUTO THEFT
	RURAL	73	9,964	7.92	79	32	40.50	1	0	1	3	24	43	2
		72	10,025	7.88	79	24	30.37	0	1	0	3	22	48	5
	CHANGE		61-	.04+	0	8+	10.13+	1+	1-	1+	5+	2+	5-	3-
	SHERIFF	73			12	6	50.00	0	0	0	3	2	6	1
		72			22	6	27.27	0	0	0	0	10	11	1
	CHANGE				10-	0	22.73+	0	0	0	3+	8-	5-	0
	STATE POLICE	73			67	26	38.80	1	0	1	5	22	37	1
		72			57	18	31.57	0	1	0	3	12	37	4
	CHANGE				10+	8+	7.23+	1+	1-	1+	2+	10+	0	3-
	MUNICIPAL	73	2,193	8.66	19	8	42.10	0	0	0	1	10	7	1
		72	2,284	4.81	11	5	45.45	0	0	0	3	2	6	0
	CHANGE		91-	3.85+	8+	3+	3.35-	0	0	0	2-	8+	1+	1+
GASSAWAY PD		73	1,203	8.31	10	5	50.00	0	0	0	1	4	5	0
		72	1,253	3.99	5	4	80.00	0	0	0	3	2	0	0
	CHANGE		50-	4.32+	5+	1+	30.00-	0	0	0	2-	2+	5+	0
SUTTON PD		73	990	9.09	9	3	33.33	0	0	0	0	6	2	1
		72	1,031	5.81	6	1	16.66	0	0	0	0	0	6	0
	CHANGE		41-	3.28+	3+	2+	16.67+	0	0	0	0	6+	4-	1+
BROOKE COUNTY	TOTAL	73	25,522	12.02	307	46	14.98	0	0	7	5	98	163	34
		72	29,698	9.15	272	46	16.91	0	1	10	7	99	132	23
	CHANGE		4,176-	2.87+	35+	0	1.93-	0	1-	3-	2-	1-	31+	11+
	RURAL	73	16,774	9.89	166	27	16.26	0	0	6	2	49	82	27
		72	21,211	6.83	145	33	22.75	0	1	6	4	63	53	18
	CHANGE		4,437-	3.06+	21+	6-	6.49-	0	1-	0	2-	14-	29+	9+
	SHERIFF	73			141	17	12.05	0	0	6	1	44	66	24
		72			133	30	22.55	0	1	6	3	54	52	17
	CHANGE				8+	13-	10.50-	0	1-	0	2-	10-	14+	7+
	STATE POLICE	73			25	10	40.00	0	0	0	1	5	16	3
		72			12	3	25.00	0	0	0	1	9	1	1
	CHANGE				13+	7+	15.00+	0	0	0	0	4-	15+	2+
	MUNICIPAL	73	8,748	16.11	141	19	13.47	0	0	1	3	49	81	7
		72	8,487	14.96	127	13	10.23	0	0	4	3	36	79	5
	CHANGE		261+	1.15+	14+	6+	3.24+	0	0	3-	0	13+	2+	2+
FOLLANSBEE PD		73	3,964	13.37	53	8	15.09	0	0	0	0	19	34	0
		72	3,885	9.00	35	1	2.85	0	0	1	1	9	24	0
	CHANGE		79+	4.37+	18+	7+	12.24+	0	0	1-	1-	10+	10+	0
WELLSBURG PD		73	4,784	18.39	88	11	12.50	0	0	1	3	30	47	7
		72	4,602	19.99	92	12	13.04	0	0	3	2	27	55	5
	CHANGE		182+	1.60-	4-	1-	.54-	0	0	2-	1+	3+	8-	2+

WEST VIRGINIA U C R CRIME INDEX REPORT

			POPULATION	CRIME RATE	TOTAL OFFENSES	TOTAL CLEARED	PERCENT CLEARED	MURDER	RAPE	ROBBERY	FEL ASSLT	BREAK AND ENTER	LARCENY THEFT	AUTO THEFT
CABELL COUNTY	TOTAL	73	114,610	33.99	3898	1052	26.98	7	28	96	379	857	2315	216
		72	107,386	39.92	4288	1359	31.69	8	23	140	369	861	2652	235
	CHANGE		7,224+	5.93-	390-	307-	4.71-	1-	5+	44-	10+	4-	337-	19-
	RURAL	73	37,572	15.27	574	81	14.11	2	9	8	35	181	307	32
		72	36,244	10.87	394	40	10.15	3	4	7	7	151	201	21
	CHANGE		1,328+	4.40+	180+	41+	3.96+	1-	5+	1+	28+	30+	106+	11+
	SHERIFF	73			307	46	14.98	1	4	5	32	88	171	6
		72			22	1	4.54	0	0	1	0	6	15	0
	CHANGE				285+	45+	10.44+	1+	4+	4+	32+	82+	156+	6+
	STATE POLICE	73			267	35	13.10	1	5	3	3	93	136	26
		72			372	39	10.48	3	4	6	7	145	186	21
	CHANGE				105-	4-	2.62+	2-	1+	3-	4-	52-	50-	5+
	MUNICIPAL	73	77,038	43.14	3324	971	29.21	5	19	88	344	676	008	184
		72	71,142	54.71	3894	1319	33.87	5	19	133	362	710	451	214
	CHANGE		5,896+	11.57-	570-	348-	4.66-	0	0	45-	18-	34-	443-	30-
BARBOURSVILLE PD		73	2,374	1.26	3	2	66.66	0	0	0	0	1	1	1
		72	2,279	3.51	8	1	12.50	0	0	0	0	4	4	0
	CHANGE		95+	2.25-	5-	1+	54.16+	0	0	0	0	3-	3-	1+
HUNTINGTON PD		73	73,000	5.40	3317	968	29.18	5	19	88	344	572	2006	183
		72	67,266	17.65	3880	1314	33.86	5	19	133	361	706	2444	212
	CHANGE		5,734+	12.25-	563-	346-	4.68-	0	0	45-	17-	34-	438-	29-
MILTON PD		73	1,664	2.40	4	1	25.00	0	0	0	0	3	1	0
		72	1,597	3.75	6	4	66.66	0	0	0	1	0	3	2
	CHANGE		67+	1.35-	2-	3-	41.66-	0	0	0	1-	3+	2-	2-
CALHOUN COUNTY	TOTAL	73	7,074	2.40	17	10	58.82	0	0	0	2	6	4	5
		72	7,125	2.94	21	10	47.61	0	1	0	2	5	13	0
	CHANGE		51-	.54-	4-	0	11.21+	0	1-	0	0	1+	9-	5+
	RURAL	73	6,276	2.54	16	10	62.50	0	0	0	2	5	4	5
		72	6,330	3.00	19	9	47.36	0	1	0	2	5	11	0
	CHANGE		54-	.46-	3-		15.14+	0	1-	0	0	0	7-	5+
	SHERIFF	73			0	0	.00	0	0	0	0	0	0	0
		72			0	0	.00	0	0	0	0	0	0	0
	CHANGE				0	0	.00	0	0	0	0	0	0	0
	STATE POLICE	73			16	10	62.50	0	0	0	2	5	4	5
		72			19	9	47.36	0	1	0	2	5	11	0
	CHANGE				3-	1+	15.14+	0	1-	0	0	0	7-	5+
	MUNICIPAL	73	796	1.25	1	0	.00	0	0	0	0	1	0	0
		72	796	2.51	2	1	50.00	0	0	0	0	0	2	0
	CHANGE		3+	1.26-	1-	1-	50.00-	0	0	0	0	1+	2-	0

WEST VIRGINIA U C R CRIME INDEX REPORT

			POPULATION	CRIME RATE	TOTAL OFFENSES	TOTAL CLEARED	PERCENT CLEARED	MURDER	RAPE	ROBBERY	FEL ASSLT	BREAK AND ENTER	LARCENY THEFT	AUTO THEFT
GRANTSVILLE PD		73	798	1.75	1	0	.00	0	0	0	0	1	0	0
		72	795	2.51	2	1	50.00	0	0	0	0	0	2	0
	CHANGE		3+	1.26-	1-	1-	50.00-	0	0	0	0	1+	2-	0
CLAY COUNTY	TOTAL	73	9,513	9.03	86	9	10.46	0	0	0	5	30	37	14
		72	9,206	7.92	73	23	31.50	2	2	0	3	36	26	4
	CHANGE		307+	1.11+	13+	14-	21.04-	2-	2-	0	2+	6-	11+	10+
	RURAL	73	9,024	9.41	85	8	9.41	0	0	0	4	30	37	14
		72	8,727	8.36	73	23	31.50	2	2	0	3	36	26	4
	CHANGE		297+	1.05+	12+	15-	22.09-	2-	2-	0	1+	6-	11+	10+
	SHERIFF	73			0	0	.00	0	0	0	0	0	0	0
		72			1	0	.00	0	0	0	0	1	0	0
	CHANGE				1-	0	.00	0	0	0	0	1-	0	0
	STATE POLICE	73			85	8	9.41	0	0	0	4	30	37	14
		72			72	23	31.94	2	2	0	3	35	26	4
	CHANGE				13+	15-	22.53-	2-	2-	0	1+	5-	11+	10+
	MUNICIPAL	73	489	2.04	1	1	100.00	0	0	0	1	0	0	0
		72	479	.00	0	0	.00	0	0	0	0	0	0	0
	CHANGE		10+	2.04+	1+	1+	100.00+	0	0	0	1+	0	0	0
CLAY PD		73	489	2.04	1	1	100.00	0	0	0	1	0	0	0
		72	479	.00	0	0	.00	0	0	0	0	0	0	0
	CHANGE		10+	2.04+	1+	1+	100.00+	0	0	0	1+	0	0	0
DODDRIDGE COUNTY	TOTAL	73	6,174	6.80	42	17	40.47	0	0	0	2	25	15	0
		72	6,397	3.90	25	21	84.00	0	0	0	0	19	5	1
	CHANGE		223-	2.90+	17+	4-	43.53-	0	0	0	2+	6+	10+	1-
	RURAL	73	5,072	8.28	42	17	40.47	0	0	0	2	25	15	0
		72	5,256	4.75	25	21	84.00	0	0	0	0	19	5	1
	CHANGE		184-	3.53+	17+	4-	43.53-	0	0	0	2+	6+	10+	1-
	SHERIFF	73			9	3	33.33	0	0	0	1	6	2	0
		72			6	0	.00	0	0	0	0	4	2	0
	CHANGE				3+	3+	33.33+	0	0	0	1+	2+	0	0
	STATE POLICE	73			33	14	42.42	0	0	0	1	19	13	0
		72			19	21	110.52	0	0	0	0	15	3	1
	CHANGE				14+	7-	68.10-	0	0	0	1+	4+	10+	1-
	MUNICIPAL	73	1,102	.00	0	0	.00	0	0	0	0	0	0	0
		72	1,141	.00	0	0	.00	0	0	0	0	0	0	0
	CHANGE		39-	.00	0	0	.00	0	0	0	0	0	0	0
WEST UNION PD		73	1,102	.00	0	0	.00	0	0	0	0	0	0	0
		72	1,141	.00	0	0	.00	0	0	0	0	0	0	0
	CHANGE		39-	.00	0	0	.00	0	0	0	0	0	0	0

WEST VIRGINIA U C R CRIME INDEX REPORT

			POPULATION	CRIME RATE	TOTAL OFFENSES	TOTAL CLEARED	PERCENT CLEARED	MURDER	RAPE	ROBBERY	FEL ASSLT	BREAK AND ENTER	LARCENY THEFT	AUTO THEFT
FAYETTE COUNTY	TOTAL	73	50,836	6.70	341	98	28.73	4	5	4	21	125	141	41
		72	49,044	8.76	430	81	18.83	3	4	6	24	167	197	29
	CHANGE		1,792+	2.06-	89-	17+	9.90+	1+	1+	2-	3-	42-	56-	12+
	RURAL	73	36,317	6.77	246	68	27.64	3	5	4	17	80	102	35
		72	35,497	8.50	302	65	21.52	3	4	4	20	130	124	17
	CHANGE		820+	1.73-	56-	3+	6.12+	0	1+	0	3-	50-	22-	18+
	SHERIFF	73			45	30	66.66	1	3	2	13	17	4	5
		72			91	20	21.97	1	3	1	4	60	19	3
	CHANGE				46-	10+	44.69+	0	0	1+	9+	43-	15-	2+
	STATE POLICE	73			201	38	18.90	2	2	2	4	63	98	30
		72			211	45	21.32	2	1	3	16	70	105	14
	CHANGE				10-	7-	2.42-	0	1+	1-	12-	7-	7-	16+
	MUNICIPAL	73	14,519	6.54	95	30	31.57	1	0	0	4	45	39	6
		72	13,547	9.44	128	16	12.50	0	0	2	4	37	73	12
	CHANGE		972+	2.90-	33-	14+	19.07+	1+	0	2-	0	8+	34-	6-
ANSTEAD PD		73	1,528	5.23	8	7	87.50	0	0	0	0	5	2	1
		72	1,511	5.29	8	1	12.50	0	0	0	0	7	1	0
	CHANGE		17+	.06-	0	6+	75.00+	0	0	0	0	2-	1+	1+
FAYETTEVILLE PD		73	1,731	2.31	4	2	50.00	0	0	0	2	2	0	0
		72	1,712	2.33	4	0	.00	0	0	0	0	3	1	0
	CHANGE		19+	.02-	0	2+	50.00+	0	0	0	2+	1-	1-	0
MONTGOMERY PD		73	2,574	22.14	57	11	19.29	0	0	0	2	18	33	4
		72	1,776	55.17	98	9	9.18	0	0	2	1	17	69	9
	CHANGE		798+	33.03-	41-	2+	10.11+	0	0	2-	1+	1+	36-	5-
MOUNT HOPE PD		73	1,849	3.78	7	2	28.57	1	0	0	0	5	0	1
		72	1,818	4.40	8	5	62.50	0	0	0	3	3	0	2
	CHANGE		31+	.62-	1-	3-	33.93-	1+	0	0	3-	2+	0	1-
OAK HILL PD		73	4,790	.00	0	0	.00	0	0	0	0	0	0	0
		72	4,710	.00	0	0	.00	0	0	0	0	0	0	0
	CHANGE		80+	.00	0	0	.00	0	0	0	0	0	0	0
SMITHERS PD		73	2,047	9.28	19	8	42.10	0	0	0	0	15	4	0
		72	2,020	4.95	10	1	10.00	0	0	0	0	7	2	1
	CHANGE		27+	4.33+	9+	7+	32.10+	0	0	0	0	8+	2+	1-
GILMER COUNTY	TOTAL	73	7,899	4.05	32	17	53.12	0	0	0	3	18	10	1
		72	7,849	4.58	36	16	44.44	0	0	1	1	14	20	0
	CHANGE		50+	.53-	4-	1+	8.68+	0	0	1-	2+	4+	10-	1+
	RURAL	73	5,683	4.39	25	15	60.00	0	0	0	1	14	9	1
		72	5,666	4.23	24	11	45.83	0	0	1	1	9	13	0
	CHANGE		17+	.16+	1+	4+	14.17+	0	0	1-	0	5+	4-	1+

WEST VIRGINIA U C R CRIME INDEX REPORT

			POPULATION	CRIME RATE	TOTAL OFFENSES	TOTAL CLEARED	PERCENT CLEARED	MURDER	RAPE	ROBBERY	FEL ASSLT	BREAK AND ENTER	LARCENY THEFT	AUTO THEFT
	SHERIFF	73			0	0	.00	0	0	0	0	0	0	0
		72			2	2	100.00	0	0	0	1	0	1	0
	CHANGE				2-	2-	100.00-	0	0	0	1-	0	1-	0
	STATE POLICE	73			25	15	60.00	0	0	0	1	14	9	1
		72			22	9	40.90	0	0	1	0	9	12	0
	CHANGE				3+	6+	19.10+	0	0	1-	1+	5+	3-	1+
	MUNICIPAL	73	2,216	3.15	7	2	28.57	0	0	0	2	4	1	0
		72	2,183	5.49	12	5	41.66	0	0	0	0	5	7	0
	CHANGE		33+	2.34-	5-	3-	13.09-	0	0	0	2+	1-	6-	0
GLENVILLE PD		73	2,216	3.15	7	2	28.57	0	0	0	2	4	1	0
		72	2,183	5.49	12	5	41.66	0	0	0	0	5	7	0
	CHANGE		33+	2.34-	5-	3-	13.09-	0	0	0	2+	1-	6-	0
GRANT COUNTY	TOTAL	73	8,853	4.17	37	19	51.35	1	0	0	5	18	9	4
		72	8,572	.96	34	25	73.52	0		0	2	17	8	3
	CHANGE		281+	.21+	3+	6-	22.17-	1+	0-	0	3+	1+	1+	1+
	RURAL	73	6,614	3.17	21	8	38.09	1	0	0	3	10	5	2
		72	6,395	4.06	26	20	76.92	0	4	0	2	13	4	3
	CHANGE		219+	.89-	5-	12-	38.83-	1+	4-	0	1+	3-	1+	1-
	SHERIFF	73			2	2	100.00	0	0	0	2	0	0	0
		72			7	7	100.00	0	0	0	2	3	2	0
	CHANGE				5-	5-	.00	0	0	0	0	3-	2-	0
	STATE POLICE	73			19	6	31.57	1	0	0	1	10	5	2
		72			19	13	68.42	0	4	0	0	10	2	3
	CHANGE				0	7-	36.85-	1+	4-	0	1+	0	3+	1-
	MUNICIPAL	73	2,239	7.14	16	11	68.75	0	0	0	2	8	4	2
		72	2,177	3.67	8	5	62.50	0	0	0	0	4	4	0
	CHANGE		62+	3.47+	8+	6+	6.25+	0	0	0	2+	4+	0	2+
PETERSBURG PD		73	2,239	7.14	16	11	68.75	0	0	0	2	8	4	2
		72	2,177	3.67	8	5	62.50	0	0	0	0	4	4	0
	CHANGE		62+	3.47+	8+	6+	6.25+	0	0	0	2+	4+	0	2+
GREENBRIER COUNTY	TOTAL	73	32,612	4.75	155	44	28.38	1	3	1	16	64	56	14
		72	32,360	5.87	190	62	32.63	3	3	1	11	81	73	18
	CHANGE		252+	1.12-	35-	18-	4.25-	2-	0	0	5+	17-	17-	4-
	RURAL	73	23,878	5.35	128	33	25.78	1	2	0	14	47	50	14
		72	23,730	6.74	160	53	33.12	2	3	1	11	69	58	16
	CHANGE		148+	1.39-	32-	20-	7.34-	1-	1-	1-	3+	22-	8-	2-
	SHERIFF	73			10	0	.00	0	0	0	0	6	3	1
		72			30	6	20.00	0	0	0	0	20	8	2
	CHANGE				20-	6-	20.00-	0	0	0	0	14-	5-	1-

WEST VIRGINIA U C R CRIME INDEX REPORT

			POPULATION	CRIME RATE	TOTAL OFFENSES	TOTAL CLEARED	PERCENT CLEARED	MURDER	RAPE	ROBBERY	FEL ASSLT	BREAK AND ENTER	LARCENY THEFT	AUTO THEFT
	STATE POLICE	73			118	33	27.96	1	2	0	14	41	47	13
		72			130	47	36.15	2	3	1	11	49	50	14
	CHANGE				12-	14-	8.19-	1-	1-	1-	3+	8-	3-	1-
	MUNICIPAL	73	8,734	3.09	27	11	40.74	0	1	1	2	17	6	0
		72	8,630	3.47	30	9	30.00	1	0	0	0	12	15	2
	CHANGE		104+	.38-	3-	2+	10.74+	1-	1+	1+	2+	5+	9-	2-
LEWISBURG PD		73	2,441	3.27	8	5	62.50	0	0	0	0	7	1	0
		72	2,407	.83	2	1	50.00	0	0	0	0	0	2	0
	CHANGE		34+	2.44+	6+	4+	12.50+	0	0	0	0	7+	1-	0
RAINELLE PD		73	1,856	3.77	7	1	14.28	0	0	0	0	3	4	0
		72	1,826	4.92	9	4	44.44	0	0	0	0	1	7	1
	CHANGE		30+	1.15-	2-	3-	30.16-	0	0	0	0	2+	3-	1-
RONCEVERTE PD		73	2,001	.99	2	0	.00	0	0	0	0	2	0	0
		72	1,981	1.51	3	0	.00	0	0	0	0	3	0	0
	CHANGE		20+	.51-	1-	0	.00	0	0	0	0	1-	0	0
WHITE SULPHUR SPRINGS PD		73	2,436	4.10	10	5	50.00	0	1	1	2	5	1	0
		72	2,416	6.62	16	4	25.00	1	0	0	0	8	6	1
	CHANGE		20+	2.52-	6-	1+	25.00+	1-	1+	1+	2+	3-	5-	1-
HAMPSHIRE COUNTY	TOTAL	73	12,001	12.91	155	46	29.67	0	1	0	2	93	54	5
		72	11,697	12.31	144	29	20.13	1	2	1	11	85	43	1
	CHANGE		304+	.60+	11+	17+	9.54+	1-	1-	1-	9-	8+	11+	4+
	RURAL	73	9,579	14.61	140	36	25.71	0	1	0	2	80	53	4
		72	9,333	14.03	131	29	22.13	1	2	1	11	76	39	1
	CHANGE		246+	.58+	9+	7+	3.58+	1-	1-	1-	9-	4+	14+	3+
	SHERIFF	73			59	16	27.11	0	1	0	2	24	30	2
		72			41	0	.00	0	0	0	0	31	10	0
	CHANGE				18+	16+	27.11+	0	1+	0	2+	7-	20+	2+
	STATE POLICE	73			91	20	24.69	0	0	0	0	56	23	2
		72			90	29	32.22	1	2	1	11	45	29	1
	CHANGE				9-	9-	7.53-	1-	2-	1-	11-	11+	6-	1+
	MUNICIPAL	73	2,422	6.19	15	10	66.66	0	0	0	0	13	1	1
		72	2,364	5.49	13	0	.00	0	0	0	0	9	4	0
	CHANGE		58+	.70+	2+	10+	66.66+	0	0	0	0	4+	3-	1+
ROMNEY PD		73	2,422	6.19	15	10	66.66	0	0	0	0	13	1	1
		72	2,364	5.49	13	0	.00	0	0	0	0	9	4	0
	CHANGE		58+	.70+	2+	10+	66.66+	0	0	0	0	4+	3-	1+
HANCOCK COUNTY	TOTAL	73	45,523	16.40	747	85	11.37	0	8	29	40	263	325	82
		72	41,908	18.25	765	71	9.28	1	2	27	10	290	365	70
	CHANGE		3,615+	1.85-	18-	14+	2.09+	1-	6+	2+	30+	27-	40-	12+

			POPULATION	CRIME RATE	TOTAL OFFENSES	TOTAL CLEARED	PERCENT CLEARED	MURDER	RAPE	ROBBERY	FEL ASSLT	BREAK AND ENTER	LARCENY THEFT	AUTO THEFT
	RURAL	73	12,118	16.75	203	34	16.74	0	6	12	24	94	60	7
		72	12,564	16.63	209	19	9.09	0	2	8	4	75	100	20
	CHANGE		446-	.12+	6-	15+	7.65+	0	4+	4+	20+	19+	40-	13-
	SHERIFF	73			182	31	17.03	0	6	12	23	83	52	6
		72			164	14	8.53	0	1	5	4	54	85	15
	CHANGE				18+	17+	8.50+	0	5+	7+	19+	29+	33-	9-
	STATE POLICE	73			21	3	14.28	0	0	0	1	11	8	1
		72			45	5	11.11	0	1	3	0	21	15	5
	CHANGE				24-	2-	3.17+	0	1-	3-	1+	10-	7-	4-
	MUNICIPAL	73	33,405	16.28	544	51	9.37	0	2	17	16	169	265	75
		72	29,344	18.54	556	52	9.35	1	0	19	6	215	265	50
	CHANGE		4,061+	2.66-	12-	1-	.02+	1-	2+	2-	10+	46-	0	25+
CHESTER PD		73	3,704	9.71	36	0	.00	0	0	0	0	10	17	9
		72	3,810	1.83	7	0	.00	0	0	0	0	2	5	0
	CHANGE		106-	7.88+	29+	0	.00	0	0	0	0	8+	12+	9+
WEIRTON PD		73	27,790	17.19	478	51	10.66	0	2	17	16	146	232	65
		72	23,669	22.26	527	45	8.53	1	0	19	6	207	247	47
	CHANGE		4,121+	5.07	49-	6+	2.13+	1-	2+	2-	10+	61-	15-	18+
NEW CUMBERLAND PD		73	1,911	15.69	30	0	.00	0	0	0	0	13	16	1
		72	1,865	11.79	22	7	31.81	0	0	0	0	6	13	3
	CHANGE		46+	3.90+	8+	7-	31.81-	0	0	0	0	7+	3+	2-
HARDY COUNTY	TOTAL	73	9,010	5.43	49	7	14.28	1	0	0	0	27	19	2
		72	9,000	4.66	42	19	45.23	0	0	0	10	19	11	2
	CHANGE		10+	.77+	7+	12-	30.95-	1+	0	0	10-	8+	8+	0
	RURAL	73	7,228	6.77	49	7	14.28	1	0	0	0	27	19	2
		72	6,876	5.81	40	17	42.50	0	0	0	8	19	11	2
	CHANGE		352+	.96+	9+	10-	28.22-	1+	0	0	8-	8+	8+	0
	SHERIFF	73			0	0	.00	0	0	0	0	0	0	0
		72			0	0	.00	0	0	0	0	0	0	0
	CHANGE				0	0	.00	0	0	0	0	0	0	0
	STATE POLICE	73			49	7	14.28	1	0	0	0	27	19	2
		72			40	17	42.50	0	0	0	8	19	11	2
	CHANGE				9+	10-	28.22-	1+	0	0	8-	8+	8+	0
	MUNICIPAL	73	1,782	.00	0	0	.00	0	0	0	0	0	0	0
		72	2,124	.94	2	2	100.00	0	0	0	2	0	0	0
	CHANGE		342-	.94-	2-	2-	100.00-	0	0	0	2-	0	0	0
MOOREFIELD PD		73	1,782	.00	0	0	.00	0	0	0	0	0	0	0
		72	2,124	.94	2	2	100.00	0	0	0	2	0	0	0
	CHANGE		342-	.94-	2-	2-	100.00-	0	0	0	2-	0	0	0

			POPULATION	CRIME RATE	TOTAL OFFENSES	TOTAL CLEARED	PERCENT CLEARED	MURDER	RAPE	ROBBERY	FEL ASSLT	BREAK AND ENTER	LARCENY THEFT	AUTO THEFT
HARRISON COUNTY	TOTAL	73	74,169	12.54	931	217	23.30	3	5	11	21	322	509	60
		72	73,801	11.14	823	122	14.82	9	4	24	26	300	402	58
	CHANGE		368+	1.40+	108+	95+	8.48+	6-	1+	13-	5-	22+	107+	2+
	RURAL	73	33,153	12.42	412	70	16.99	3	4	3	8	168	199	27
		72	33,143	9.29	308	63	20.45	6	2	10	14	116	125	35
	CHANGE		10+	3.13+	104+	7+	3.46-	3-	2+	7-	6-	52+	74+	8-
	SHERIFF	73			229	41	17.90	2	0	1	6	85	120	15
		72			117	1	.85	0	0	0	0	44	54	19
	CHANGE				112+	40+	17.05+	2+	0	1+	6+	41+	66+	4-
	STATE POLICE	73			183	29	15.84	1	4	2	2	83	79	12
		72			191	62	32.46	6	2	10	14	72	71	16
	CHANGE				8-	33-	16.62-	5-	2+	8-	12-	11+	8+	4-
	MUNICIPAL	73	41,016	12.65	519	147	28.32	0	1	8	13	154	310	33
		72	40,658	12.66	515	59	11.45	3	2	14	12	184	277	23
	CHANGE		358+	.01-	4+	88+	16.87+	3-	1-	6-	1+	30-	33+	10+
BRIDGEPORT PD		73	4,852	25.55	124	67	54.03	0	1	1	0	19	98	5
		72	4,828	7.66	37	2	5.40	0	0	0	0	12	24	1
	CHANGE		24+	17.89+	87+	65+	48.63+	0	1+	1+	0	7+	74+	4+
CLARKSBURG PD		73	24,522	13.86	340	73	21.47	0	0	7	13	109	184	27
		72	24,400	17.78	434	42	9.67	0	2	13	11	155	235	18
	CHANGE		122+	3.92-	94-	31+	11.80+	0	2-	6-	2+	46-	51-	9+
SALEM PD		73	2,683	7.08	19	2	10.52	0	0	0	0	7	12	0
		72	2,597	7.31	19	6	31.57	0	0	1	1	9	8	0
	CHANGE		86+	.23-	0	4-	21.05-	0	0	1-	1-	2-	4+	0
SHINNSTON PD		73	2,616	.00	0	0	.00	0	0	0	0	0	0	0
		72	2,603	.00	0	0	.00	0	0	0	0	0	0	0
	CHANGE		13+	.00	0	0	.00	0	0	0	0	0	0	0
STONEWOOD PD		73	1,980	2.02	4	2	50.00	0	0	0	0	4	0	0
		72	1,950	.51	1	0	.00	0	0	0	0	1	0	0
	CHANGE		30+	1.51+	3+	2+	50.00+	0		0	0	3+	0	0
ANMOORE PD		73	975	4.10	4	1	25.00	0	0	0	0	4	0	0
		72	944	8.47	8	5	62.50	3	0	0	0	2	2	1
	CHANGE		31+	4.37-	4-	4-	37.50-	3-	0	0	0	2+	2-	1+
NUTTER FORT PD		73	2,416	11.58	28	2	7.14	0	0	0	0	11	16	1
		72	2,379	6.72	16	4	25.00	0	0	0	0	5	8	3
	CHANGE		37+	4.86+	12+	2-	17.86-	0	0	0	0	6+	8+	2-
LUMBERPORT PD		73	972	.00	0	0	.00	0	0	0	0	0	0	0
		72	957	.00	0	0	.00	0	0	0	0	0	0	0
	CHANGE		15+	.00	0	0	.00	0	0	0	0	0	0	0

			POPULATION	CRIME RATE	TOTAL OFFENSES	TOTAL CLEARED	PERCENT CLEARED	MURDER	RAPE	ROBBERY	FEL ASSLT	BREAK AND ENTER	LARCENY THEFT	AUTO THEFT
JACKSON COUNTY	TOTAL	73	21,390	9.30	199	38	19.09	0	2	1	9	75	102	10
		72	21,186	9.25	196	37	18.87	0	1	3	7	80	102	3
	CHANGE		204+	.05+	3+	1+	.22+	0	1+	2-	2+	5-	0	7+
	RURAL	73	13,771	8.56	118	13	11.01	0	0	1	9	52	49	7
		72	13,639	9.01	123	17	13.82	0	1	3	3	60	53	3
	CHANGE		132+	.45-	5-	4-	2.81-	0	1-	2-	6+	8-	4-	4+
	SHERIFF	73			59	5	8.47	0	0	1	7	27	20	4
		72			50	5	10.00	0	0	0	0	28	21	1
	CHANGE				9+	0	1.53-	0	0	1+	7+	1-	1-	3+
	STATE POLICE	73			59	8	13.55	0	0	0	2	25	29	3
		72			73	12	16.43	0	1	3	3	32	32	2
	CHANGE				14-	4-	2.88-	0	1-	3-	1-	7-	3-	1+
	MUNICIPAL	73	7,619	10.63	81	25	30.86	0	2	0	0	23	53	3
		72	7,547	9.67	73	20	27.39	0	0	0	4	20	49	0
	CHANGE		72+	.96+	8+	5+	3.47+	0	2+	0	4-	3+	4+	3+
RAVENSWOOD PD		73	4,338	8.06	35	15	42.85	0	2	0	0	8	24	1
		72	4,297	11.86	51	13	25.49	0	0	0	2	16	33	0
	CHANGE		41+	3.80-	16-	2+	17.36+	0	2+	0	2-	8-	9-	1+
RIPLEY PD		73	3,281	14.01	46	10	21.73	0	0	0	0	15	29	2
		72	3,250	6.76	22	7	31.81	0	0	0	2	4	16	0
	CHANGE		31+	7.25+	24+	3+	10.08-	0	0	0	2-	11+	13+	2+
JEFFERSON COUNTY	TOTAL	73	21,662	16.32	357	114	31.93	4	4	6	16	130	170	27
		72	21,352	15.36	328	80	24.39	3	1	5	16	141	132	30
	CHANGE		510+	.96+	29+	34+	7.54+	1+	3+	1+	0	11-	38+	3-
	RURAL	73	14,775	20.03	296	72	24.32	4	4	5	9	109	139	26
		72	14,442	19.45	281	53	18.86	2	1	3	11	127	112	25
	CHANGE		333+	.58+	15+	19+	5.46+	2+	3+	2+	2-	18-	27+	1+
	SHERIFF	73			89	12	13.48	2	3	0	1	30	50	3
		72			81	8	9.87	0	0	0	3	39	37	2
	CHANGE				8+	4+	3.61+	2+	3+	0	2-	9-	13+	1+
	STATE POLICE	73			207	60	18.98	2	1	5	8	79	89	23
		72			200	45	22.50	2	1	3	8	88	75	23
	CHANGE				7+	15+	6.48+	0	0	2+	0	9-	14+	0
	MUNICIPAL	73	7,087	8.60	61	42	68.85	0	0	1	7	21	31	1
		72	6,910	6.80	47	27	57.44	1	0	2	5	14	20	5
	CHANGE		177+	1.80+	14+	15+	11.41+	1-	0	1-	2+	7+	11+	4-
CHARLES TOWN PD		73	3,105	12.23	38	29	76.31	0	0	1	1	9	26	1
		72	3,033	6.26	19	13	68.42	0	0	1	0	2	15	1
	CHANGE		72+	5.97+	19+	16+	7.89+	0	0	0	1+	7+	11+	0

			POPULATION	CRIME RATE	TOTAL OFFENSES	TOTAL CLEARED	PERCENT CLEARED	MURDER	RAPE	ROBBERY	FEL ASSLT	BREAK AND ENTER	LARCENY THEFT	AUTO THEFT
SHEPHERDSTOWN PD		73	1,734	3.46	6	4	66.66	0	0	0	0	5	1	0
		72	1,688	7.70	13	5	38.46	0	0	0	0	11	0	2
	CHANGE		46+	4.24-	7-	1-	28.20+	0	0	0	0	6-	1+	2-
RANSON PD		73	2,248	7.56	17	9	52.94	0	0	0	6	7	4	0
		72	2,189	6.85	15	9	60.00	1	0	1	5	1	5	2
	CHANGE		59+	.71+	2+	0	7.06-	1-	0	1-	1+	6+	1-	2-
KANAWHA COUNTY	TOTAL	73	235,105	24.35	5731	1311	22.87	17	28	117	167	1421	3524	457
		72	228,198	25.08	5728	1240	21.64	16	24	146	221	1353	3488	480
	CHANGE		6,907+	.73-	3+	71+	1.23+	1+	4+	29-	54-	68+	36+	23-
	RURAL	73	104,709	13.08	1370	214	15.62	6	18	16	45	425	744	116
		72	100,429	11.89	1195	217	18.15	4	12	9	51	386	642	91
	CHANGE		4,280+	1.19+	175+	3-	2.53-	2+	6+	7+	6-	39+	102+	25+
	SHERIFF	73			219	75	34.24	1	5	3	12	56	103	39
		72			167	62	37.12	0	5	0	6	54	76	26
	CHANGE				52+	13+	2.88-	1+	0	3+	6+	2+	27+	13+
	STATE POLICE	73			1151	139	12.07	5	13	13	33	369	641	77
		72			1028	155	15.07	4	7	9	45	332	566	65
	CHANGE				123+	16-	3.00-	1+	6+	4+	12-	37+	75+	12+
	MUNICIPAL	73	130,396	33.40	4361	1097	25.15	11	10	101	22	996	2780	341
		72	127,769	35.44	4533	1023	22.56	12	12	137	70	967	2846	389
	CHANGE		2,627+	2.04-	172-	74+	2.59+	1-	2-	36-	48-	29+	66-	48-
BELLE PD		73	1,855	.00	0	0	.00	0	0	0	0	0	0	0
		72	1,786	.55	1	1	100.00	0	0	0	0	0	1	0
	CHANGE		69+	.55-	1-	1-	100.00-	0	0	0	0	0	1-	0
CHARLESTON PD		73	69,100	45.21	3125	818	26.17	10	8	93	112	699	1907	296
		72	69,600	49.28	3432	901	26.25	12	10	131	40	693	2104	342
	CHANGE		500-	4.07-	307-	83-	.08-	2-	2-	38-	28-	6+	197-	46-
DUNBAR PD		73	9,500	21.05	200	176	88.00	0	2	5	8	93	84	8
		72	9,098	12.96	118	4	3.38	0	0	0	2	42	61	13
	CHANGE		402+	8.09+	82+	172+	84.62+	0	2+	5+	6+	51+	23+	5-
NITRO PD		73	8,309	17.81	148	4	2.70	0	0	0	0	42	103	3
		72	6,665	27.60	184	10	5.43	0	0	1	2	40	137	4
	CHANGE		1,644+	9.79-	36-	6-	2.73-	0	0	1-	2-	2+	34-	1-
ST ALBANS PD		73	14,905	25.69	383	11	2.87	0	0	1	1	60	310	11
		72	14,274	26.68	381	45	11.81	0	0	1	2	75	290	13
	CHANGE		631+	.99-	2+	34-	8.94-	0	0	0	1-	15-	20+	2-
SOUTH CHARLESTON PD		73	16,957	27.83	472	59	12.50	1	0	2	1	95	350	23
		72	16,239	22.41	364	52	14.28	0	2	3	18	85	242	14
	CHANGE		718+	5.42+	108+	7+	1.78-	1+	2-	1-	17-	10+	108+	9+

WEST VIRGINIA U C R CRIME INDEX REPORT

			POPULATION	CRIME RATE	TOTAL OFFENSES	TOTAL CLEARED	PERCENT CLEARED	MURDER	RAPE	ROBBERY	FEL ASSLT	BREAK AND ENTER	LARCENY THEFT	AUTO THEFT
CHESAPEAKE PD		73	2,521	10.31	26	26	100.00	0	0	0	0	1	25	0
		72	2,414	12.84	31	3	9.67	0	0	1	6	17	5	2
	CHANGE		107+	2.53-	5-	23+	90.33+	0	0	1-	6-	16-	20+	2-
MARMET PD		73	2,429	.82	2	0	.00	0	0	0	0	2	0	0
		72	2,326	1.28	3	0	.00	0	0	0	0	2	1	0
	CHANGE		103+	.46-	1-	0	.00	0	0	0	0	0	1-	0
EAST BANK PD		73	1,064	1.87	2	0	.00	0	0	0	0	1	1	0
		72	1,025	.97	1	1	100.00	0	0	0	0	1	0	0
	CHANGE		39+	.90+	1+	1-	100.00-	0	0	0	0	0	1+	0
GLASGOW PD		73	939	.00	0	0	.00	0	0	0	0	0	0	0
		72	904	.00	0	0	.00	0	0	0	0	0	0	0
	CHANGE		35+	.00	0	0	.00	0	0	0	0	0	0	0
CLENDENIN PD		73	1,493	2.00	3	3	100.00	0	0	0	0	3	0	0
		72	1,438	6.95	10	3	30.00	0	0	0	0	7	2	1
	CHANGE		55+	4.95-	7-	0	70.00+	0	0	0	0	4-	2-	1-
CEDAR GROVE PD		73	1,324	.00	0	0	.00	0	0	0	0	0	0	0
		72	2,000	4.00	8	3	37.50	0	0	0	0	5	3	0
	CHANGE		676-	4.00-	8-	3-	37.50-	0	0	0	0	5-	3-	0
LEWIS COUNTY	TOTAL	73	18,040	4.04	73	40	54.79	0	2	0	9	31	22	9
		72	17,921	4.40	79	35	44.30	1	0	1	18	28	24	7
	CHANGE		119+	.36-	6-	5+	10.49+	1-	2+	1-	9-	3+	2-	2+
	RURAL	73	10,638	4.04	43	22	51.16	0	1	0	6	18	10	8
		72	10,568	4.82	51	23	45.09	1	0	1	15	20	9	5
	CHANGE		70+	.78-	8-	1-	6.07+	1-	1+	1-	9-	2-	1+	3+
	SHERIFF	73			21	17	80.95	0	1	0	5	9	4	2
		72			20	19	95.00	0	0	0	15	1	4	0
	CHANGE				1+	2-	14.05-	0	1+	0	10-	8+	0	2+
	STATE POLICE	73			22	5	22.72	0	0	0	1	9	6	6
		72			31	4	12.90	1	0	1	0	19	5	5
	CHANGE				9-	1+	9.82+	1-	0	1-	1+	10-	1+	1+
	MUNICIPAL	73	7,402	4.05	30	18	60.00	0	1	0	3	13	12	1
		72	7,353	3.80	28	12	42.85	0	0	0	3	8	15	2
	CHANGE		49+	.25+	2+	6+	17.15+	0	1+	0	0	5+	3-	1-
WESTON PD		73	7,402	4.05	30	18	60.00	0	1	0	3	13	12	1
		72	7,353	3.80	28	12	42.85	0	0	0	3	8	15	2
	CHANGE		49+	.25+	2+	6+	17.15+	0	1+	0	0	5+	3-	1-
LINCOLN COUNTY	TOTAL	73	19,444	5.14	100	47	47.00	1	4	1	11	31	43	9
		72	19,097	7.74	148	87	58.78	0	4	4	32	51	44	13
	CHANGE		347+	2.60-	48-	40-	11.78-	1+	0	3-	21-	20-	1-	4-

WEST VIRGINIA U C R CRIME INDEX REPORT

			POPULATION	CRIME RATE	TOTAL OFFENSES	TOTAL CLEARED	PERCENT CLEARED	MURDER	RAPE	ROBBERY	FEL ASSLT	BREAK AND ENTER	LARCENY THEFT	AUTO THEFT
	RURAL	73	19,444	5.14	100	47	47.00	1	4	1	11	31	43	9
		72	19,097	7.74	148	87	58.78	0	4	4	32	51	44	13
	CHANGE		347+	2.60-	48-	40-	11.78-	1+	0	3-	21-	20-	1-	4-
	SHERIFF	73			32	31	96.87	0	4	0	4	9	14	1
		72			17	16	94.11	0	0	0	2	5	8	2
	CHANGE				15+	15+	2.76+	0	4+	0	2+	4+	6+	1-
	STATE POLICE	73			68	16	23.52	1	0	1	7	22	29	8
		72			131	71	54.19	0	4	4	30	46	36	11
	CHANGE				63-	55-	30.67-	1+	4-	3-	23-	24-	7-	3-
LOGAN COUNTY	TOTAL	73	47,495	31.45	1496	1217	81.35	5	3	8	19	136	1255	70
		72	45,947	7.57	348	92	26.43	8	0	3	30	138	136	33
	CHANGE		1,548+	23.92+	1148+	1125+	54.92+	3-	3+	5+	11-	2-	1119+	37+
	RURAL	73	42,863	32.54	1395	1190	85.30	5	3	8	9	131	1173	66
		72	41,458	7.91	328	82	25.00	8	0	3	22	134	128	33
	CHANGE		1,405+	24.63+	1067+	1108+	60.30+	3-	3+	5+	13-	3-	1045+	33+
	SHERIFF	73			26	6	23.07	0	0	0	4	9	10	3
		72			20	5	25.00	0	0	1	1	17	1	0
	CHANGE				6+	1+	1.93-	0	0	1-	3+	8-	9+	3+
	STATE POLICE	73			1369	1184	86.48	5	3	8	5	122	1163	63
		72			308	77	25.00	8	0	2	21	117	127	33
	CHANGE				1061+	1107+	61.48+	3-	3+	6+	16-	5+	1036+	30+
	MUNICIPAL	73	4,632	21.80	101	27	26.73	0	0	0	10	5	82	4
		72	4,489	4.45	20	10	50.00	0	0	0	8	4	8	0
	CHANGE		143+	17.35+	81+	17+	23.27-	0	0	0	2+	1+	74+	4+
LOGAN PD		73	3,399	29.71	101	26	25.74	0	0	0	10	5	82	4
		72	3,288	6.08	20	10	50.00	0	0	0	8	4	8	0
	CHANGE		111+	23.63+	81+	16+	24.26-	0	0	0	2+	1+	74+	4+
MAN PD		73	1,233	.00	0	1	.00	0	0	0	0	0	0	0
		72	1,201	.00	0	0	.00	0	0	0	0	0	0	0
	CHANGE		32+	.00	0	1+	.00	0	0	0	0	0	0	0
MCDOWELL COUNTY	TOTAL	73	52,010	4.07	212	114	53.77	5	3	8	62	76	50	8
		72	50,151	5.04	253	157	62.05	10	10	2	92	66	55	18
	CHANGE		1,859+	.97-	41-	43-	8.28-	5-	7-	6+	30-	10+	5-	10-
	RURAL	73	36,730	5.30	195	106	54.35	5	3	8	59	64	48	8
		72	35,937	6.14	221	139	62.89	10	10	2	89	53	43	14
	CHANGE		793+	.84-	26-	33-	8.54-	5-	7-	6+	30-	11+	5+	6-
	SHERIFF	73			45	42	93.33	2	3	2	14	14	10	0
		72			25	25	100.00	1	5	0	11	3	3	2
	CHANGE				20+	17+	6.67-	1+	2-	2+	3+	11+	7+	2-

WEST VIRGINIA U C R CRIME INDEX REPORT

			POPULATION	CRIME RATE	TOTAL OFFENSES	TOTAL CLEARED	PERCENT CLEARED	MURDER	RAPE	ROBBERY	FEL ASSLT	BREAK AND ENTER	LARCENY THEFT	AUTO THEFT
	STATE POLICE	73			150	64	42.66	3	0	6	45	50	38	8
		72			196	114	58.16	9	5	2	78	50	40	12
	CHANGE				46-	50-	15.50-	6-	5-	4-	33-	0	2-	4-
	MUNICIPAL	73	15,280	1.11	17	8	47.05	0	0	0	3	12	2	0
		72	14,214	2.25	32	18	56.25	0	0	0	3	13	12	4
	CHANGE		1,066+	1.14-	15-	10-	9.20-	0	0	0	0	1-	10-	4-
KEYSTONE PD		73	1,035	.00	0	0	.00	0	0	0	0	0	0	0
		72	1,008	1.98	2	2	100.00	0	0	0	2	0	0	0
	CHANGE		27+	1.98-	2-	2-	100.00-	0	0	0	2-	0	0	0
WAR PD		73	2,058	1.94	4	1	25.00	0	0	0	0	4	0	0
		72	1,984	4.53	9	9	100.00	0	0	0	0	1	6	2
	CHANGE		74+	2.59-	5-	8-	75.00-	0	0	0	0	3+	6-	2-
WELCH PD		73	4,259	.93	4	4	100.00	0	0	0	0	3	1	0
		72	4,107	.48	2	2	100.00	0	0	0	0	1	1	0
	CHANGE		152+	.45+	2+	2+	.00	0	0	0	0	2+	0	0
ARAWALT PD		73	822	1.21	1	0	.00	0	0	0	1	0	0	0
		72	801	.00	0	0	.00	0	0	0	0	0	0	0
	CHANGE		21+	1.21+	1+	0	.00	0	0	0	1+	0	0	0
GARY PD		73	3,500	1.14	4	0	.00	0	0	0	0	4	0	0
		72	2,800	.35	1	0	.00	0	0	0	0	0	1	0
	CHANGE		700+	.79+	3+	0	.00	0	0	0	0	4+	1-	0
NORTH FORK PD		73	756	1.32	1	1	100.00	0	0	0	0	0	1	0
		72	737	.00	0	0	.00	0	0	0	0	0	0	0
	CHANGE		19+	1.32+	1+	1+	100.00+	0	0	0	0	0	1+	0
DAVY PD		73	1,019	.00	0	0	.00	0	0	0	0	0	0	0
		72	993	.00	0	0	.00	0	0	0	0	0	0	0
	CHANGE		26+	.00	0	0	.00	0	0	0	0	0	0	0
KIMBALL PD		73	987	3.03	3	2	66.66	0	0	0	2	1	0	0
		72	962	12.47	12	5	41.66	0	0	0	1	10	1	0
	CHANGE		25+	9.44-	9-	3-	25.00+	0	0	0	1+	9-	1-	0
JEAGER PD		73	844	.00	0	0	.00	0	0	0	0	0	0	0
		72	822	7.29	6	0	.00	0	0	0	0	1	3	2
	CHANGE		22+	7.29-	6-	0	.00	0	0	0	0	1-	3-	2-
MARION COUNTY	TOTAL	73	62,402	12.92	807	175	21.68	4	9	30	56	287	328	93
		72	61,783	6.81	421	52	12.35	0	7	23	17	122	234	18
	CHANGE		619+	6.11+	386+	123+	9.33+	4+	2+	7+	39+	165+	94+	75+
	RURAL	73	29,423	6.55	193	45	23.31	2	3	3	17	66	67	35
		72	28,634	2.47	71	27	38.02	0	3	2	13	24	23	6
	CHANGE		789+	4.08+	122+	18+	14.71-	2+	0	1+	4+	42+	44+	29+

WEST VIRGINIA U C R CRIME INDEX REPORT

			POPULATION	CRIME RATE	TOTAL OFFENSES	TOTAL CLEARED	PERCENT CLEARED	MURDER	RAPE	ROBBERY	FEL ASSLT	BREAK AND ENTER	LARCENY THEFT	AUTO THEFT
	SHERIFF	73			143	45	31.46	2	3	3	16	51	42	26
		72			31	18	58.06	0	2	2	12	9	5	1
	CHANGE				112+	27+	16.60-	2+	1+	1+	4+	42+	37+	25+
	STATE POLICE	73			50	0	.00	0	0	0	1	15	25	9
		72			40	9	22.50	0	1	0	1	15	18	5
	CHANGE				10+	9-	22.50-	0	1-	0	0	0	7+	4+
	MUNICIPAL	73	32,979	18.61	614	130	21.17	2	6	27	39	221	261	58
		72	33,149	10.55	350	25	7.14	0	4	21	4	98	211	12
	CHANGE		170-	8.06+	264+	105+	14.03+	2+	2+	6+	35+	123+	50+	46+
FAIRMONT PD		73	25,832	22.76	588	127	21.59	2	6	27	39	216	242	56
		72	25,900	12.35	320	14	4.37	0	4	21	2	86	197	10
	CHANGE		68-	10.41+	268+	113+	17.22+	2+	2+	6+	37+	130+	45+	46+
MANNINGTON PD		73	2,819	8.15	23	2	8.69	0	0	0	0	4	18	1
		72	2,766	9.76	27	11	40.74	0	0	0	1	10	14	2
	CHANGE		53+	1.61-	4-	9-	32.05-	0	0	0	1-	6-	4+	1-
RIVESVILLE PD		73	1,137	.00	0	0	.00	0	0	0	0	0	0	0
		72	1,108	.00	0	0	.00	0	0	0	0	0	0	0
	CHANGE		29+	.00	0	0	.00	0	0	0	0	0	0	0
MONONGAH PD		73	954	.00	0	0	.00	0	0	0	0	0	0	0
		72	1,194	.83	1	0	.00	0	0	0	0	1	0	0
	CHANGE		240-	.83-	1-	0	.00	0	0	0	0	1-	0	0
FAIRVIEW PD		73	656	.00	0	0	.00	0	0	0	0	0	0	0
		72	640	.00	0	0	.00	0	0	0	0	0	0	0
	CHANGE		16+	.00	0	0	.00	0	0	0	0	0	0	0
FARMINGTON PD		73	610	.00	0	0	.00	0	0	0	0	0	0	0
		72	595	.00	0	0	.00	0	0	0	0	0	0	0
	CHANGE		15+	.00	0	0	.00	0	0	0	0	0	0	0
GRANT TOWN PD		73	971	3.08	3	1	33.33	0	0	0	0	1	1	1
		72	946	2.11	2	0	.00	0	0	0	1	1	0	0
	CHANGE		25+	.97+	1+	1+	33.33+	0	0	0	1-	0	1+	1+
MARSHALL COUNTY	TOTAL	73	38,419	11.83	455	117	25.71	3	0	8	24	104	288	28
		72	37,784	12.30	465	150	32.25	3	5	6	12	100	310	29
	CHANGE		635+	.47-	10-	33-	6.54-	0	5-	2+	12+	4+	22-	1-
	RURAL	73	15,129	10.24	155	26	16.77	2	0	3	23	61	57	9
		72	14,897	7.24	108	26	24.07	3	4	3	8	51	30	9
	CHANGE		232+	3.00+	47+	0	7.30-	1-	4-	0	15+	10+	27+	0
	SHERIFF	73			70	7	10.00	0	0	0	3	37	29	1
		72			13	1	7.69	0	0	0	1	10	2	0
	CHANGE				57+	6+	2.31+	0	0	0	2+	27+	27+	1+

WEST VIRGINIA U C R CRIME INDEX REPORT

			POPULATION	CRIME RATE	TOTAL OFFENSES	TOTAL CLEARED	PERCENT CLEARED	MURDER	RAPE	ROBBERY	FEL ASSLT	BREAK AND ENTER	LARCENY THEFT	AUTO THEFT
	STATE POLICE	73			85	19	22.35	6	0	3	20	24	28	8
		72			95	25	26.31	3	4	3	7	41	28	9
	CHANGE				10-	6-	3.96-	1-	4-	0	13+	17-	0	1-
	MUNICIPAL	73	23,290	12.87	300	91	30.33	1	0	5	1	43	231	19
		72	22,887	15.59	357	124	34.73	0	1	3	4	49	280	20
	CHANGE		403+	2.72-	57-	33-	4.40-	1+	1-	2+	3-	6-	49-	1-
BENWOOD PD		73	2,797	28.60	80	59	73.75	0	0	3	0	10	64	3
		72	2,751	27.26	75	55	73.33	0	0	0	0	5	69	1
	CHANGE		46+	1.34+	5+	4+	.42+	0	0	3+	0	5+	5-	2+
CAMERON PD		73	1,571	.00	0	0	.00	0	0	0	0	0	0	0
		72	1,537	.00	0	0	.00	0	0	0	0	0	0	0
	CHANGE		34+	.00	0	0	.00	0	0	0	0	0	0	0
GLEN DALE PD		73	2,157	5.91	13	3	23.07	0	0	0	0	10	2	1
		72	2,150	14.41	31	7	22.58	0	0	0	0	22	8	1
	CHANGE		47+	8.50-	18-	4-	.49+	0	0	0	0	12-	6-	0
MCMECHEN PD		73	2,869	.00	0	0	.00	0	0	0	0	0	0	0
		72	2,822	.00	0	0	.00	0	0	0	0	0	0	0
	CHANGE		47+	.00	0	0	.00	0	0	0	0	0	0	0
MOUNDSVILLE PD		73	13,856	14.93	207	29	14.00	1	0	2	1	23	165	15
		72	13,627	18.41	251	62	24.70	0	1	3	4	22	203	18
	CHANGE		229+	3.48-	44-	33-	10.70-	1+	1-	1-	3-	1+	38-	3-
MASON COUNTY	TOTAL	73	24,941	5.73	143	30	20.97	0	0	2	7	66	58	10
		72	24,858	4.86	121	24	19.83	0	0	2	4	44	44	27
	CHANGE		83+	.87+	22+	6+	1.14+	0	0	0	3+	22+	14+	17-
	RURAL	73	15,386	3.37	52	19	36.53	0	0	0	5	33	10	4
		72	15,390	1.42	22	4	18.18	0	0	1	0	10	5	6
	CHANGE		4-	1.95+	30+	15+	18.35+	0	0	1-	5+	23+	5+	2-
	SHERIFF	73			24	14	58.33	0	0	0	2	19	3	0
		72			7	0	.00	0	0	1	0	3	0	3
	CHANGE				17+	14+	58.33+	0	0	1-	2+	16+	3+	3-
	STATE POLICE	73			28	5	17.85	0	0	0	3	14	7	4
		72			15	4	26.66	0	0	0	0	7	5	3
	CHANGE				13+	1+	8.81-	0	0	0	3+	7+	2+	1+
	MUNICIPAL	73	9,555	9.52	91	11	12.08	0	0	2	2	33	48	6
		72	9,468	10.45	99	20	20.20	0	0	1	4	34	39	21
	CHANGE		87+	.93-	8-	9-	8.12-	0	0	1+	2-	1-	9+	15-
POINT PLEASANT PD		73	7,023	10.10	71	8	11.26	0	0	1	2	19	45	4
		72	7,000	12.85	90	18	20.00	0	0	0	4	31	36	19
	CHANGE		23+	2.75-	19-	10-	8.74-	0	0	1+	2-	12-	9+	15-

WEST VIRGINIA U C R CRIME INDEX REPORT

			POPULATION	CRIME RATE	TOTAL OFFENSES	TOTAL CLEARED	PERCENT CLEARED	MURDER	RAPE	ROBBERY	FEL ASSLT	BREAK AND ENTER	LARCENY THEFT	AUTO THEFT
NEW HAVEN PD		73	1,179	9.32	11	1	9.09	0	0	1	0	8	0	2
		72	1,149	5.22	6	2	33.33	0	0	0	0	2	3	1
	CHANGE		30+	4.10+	5+	1-	24.24-	0	0	1+	0	6+	3-	1+
MASON PD		73	1,353	6.65	9	2	22.22	0	0	0	0	6	3	0
		72	1,319	2.27	3	0	.00	0	0	1	0	1	0	1
	CHANGE		34+	4.38+	6+	2+	22.22+	0	0	1-	0	5+	3+	1-
MERCER COUNTY	TOTAL	73	64,591	14.33	926	242	26.13	2	4	25	77	289	482	47
		72	63,644	15.55	990	242	24.44	6	3	15	72	297	546	51
	CHANGE		947+	1.22-	64-	0	1.69+	4-	1+	10+	5+	8-	64-	4-
	RURAL	73	38,151	7.20	275	68	24.72	1	2	11	24	104	112	21
		72	37,610	7.28	274	90	32.84	4	2	1	32	110	104	21
	CHANGE		541+	.08-	1+	22-	8.12-	3-	0	10+	8-	6-	8+	0
	SHERIFF	73			16	3	18.75	0	0	3	0	5	7	1
		72			30	10	33.33	0	0	1	0	26	3	0
	CHANGE				14-	7-	14.58-	0	0	2+	0	21-	4+	1+
	STATE POLICE	73			259	65	25.09	1	2	8	24	99	105	20
		72			244	80	32.78	4	2	0	32	84	101	21
	CHANGE				15+	15-	7.69-	3-	0	8+	8-	15+	4+	1-
	MUNICIPAL	73	26,440	24.62	651	174	26.72	1	2	14	53	185	370	26
		72	26,034	27.50	716	152	21.22	2	1	14	40	187	442	30
	CHANGE		406+	2.88-	65-	22+	5.50+	1-	1+	0	13+	2-	72-	4-
ATHENS PD		73	988	3.03	3	0	.00	0	0	0	0	1	2	0
		72	967	5.17	5	0	.00	0	0	0	0	0	5	0
	CHANGE		21+	2.14-	2-	0	.00	0	0	0	0	1+	3-	0
BLUEFIELD PD		73	16,269	27.10	441	94	21.31	1	1	13	33	130	242	21
		72	16,031	35.73	573	101	17.62	2	1	14	20	169	341	26
	CHANGE		238+	8.63-	132-	7-	3.69+	1-	0	1-	13+	39-	99-	5-
PRINCETON PD		73	7,412	27.79	206	80	38.83	0	1	1	20	53	126	5
		72	7,303	18.62	136	49	36.02	0	0	0	20	17	96	3
	CHANGE		109+	9.17+	70+	31+	2.81+	0	1+	1+	0	36+	30+	2+
MATOAKA PD		73	621	.00	0	0	.00	0	0	0	0	0	0	0
		72	608	3.28	2	2	100.00	0	0	0	0	1	0	1
	CHANGE		13+	3.28-	2-	2-	100.00-	0	0	0	0	1-	0	1-
BRAMWELL PD		73	1,150	.86	1	0	.00	0	0	0	0	1	0	0
		72	1,125	.00	0	0	.00	0	0	0	0	0	0	0
	CHANGE		25+	.86+	1+	0	.00	0	0	0	0	1+	0	0
MINERAL COUNTY	TOTAL	73	23,753	7.36	175	71	40.57	1	0	8	44	37	79	6
		72	23,857	6.78	162	60	37.03	1	2	1	19	54	77	8
	CHANGE		104-	.58+	13+	11+	3.54+	0	2-	7+	25+	17-	2+	2-

WEST VIRGINIA U C R CRIME INDEX REPORT

			POPULATION	CRIME RATE	TOTAL OFFENSES	TOTAL CLEARED	PERCENT CLEARED	MURDER	RAPE	ROBBERY	FEL ASSLT	BREAK AND ENTER	LARCENY THEFT	AUTO THEFT
	RURAL	73	14,115	7.36	104	44	42.30	1	0	1	29	28	41	4
		72	14,126	8.07	114	52	45.61	1	2	0	12	34	57	8
	CHANGE		11-	.71-	10-	8-	3.31-	0	2-	1+	17+	6-	16-	4-
	SHERIFF	73			0	0	.00	0	0	0	0	0	0	0
		72			4	1	25.00	0	0	0	0	3	0	1
	CHANGE				4-	1-	25.00-	0	0	0	0	3-	0	1-
	STATE POLICE	73			104	44	42.30	1	0	1	29	28	41	4
		72			110	51	46.36	1	2	0	12	31	57	7
	CHANGE				6-	7-	4.06-	0	2-	1+	17+	3-	16-	3-
	MUNICIPAL	73	9,638	7.36	71	27	38.02	0	0	7	15	9	38	2
		72	9,731	4.93	48	8	16.66	0	0	1	7	20	20	0
	CHANGE		93-	2.43+	23+	19+	21.36+	0	0	6+	8+	11-	18+	2+
KEYSER PD		73	6,665	10.35	69	27	39.13	0	0	7	15	8	38	1
		72	6,799	6.32	43	8	18.60	0	0	1	7	16	19	0
	CHANGE		134-	4.03+	26+	19+	20.53+	0	0	6+	8+	8-	19+	1+
PIEDMONT PD		73	1,823	.54	1	0	.00	0	0	0	0	1	0	0
		72	1,820	.00	0	0	.00	0	0	0	0	0	0	0
	CHANGE		3+	.54+	1+	0	.00	0	0	0	0	1+	0	0
RIDGELEY PD		73	1,150	.86	1	0	.00	0	0	0	0	0	0	1
		72	1,112	4.49	5	0	.00	0	0	0	0	4	1	0
	CHANGE		38+	3.63-	4-	0	.00	0	0	0	0	4-	1-	1+
MINGO COUNTY	TOTAL	73	33,554	11.29	379	75	19.78	3	3	4	11	169	143	46
		72	31,282	7.25	227	55	24.22	2	4	10	9	79	66	57
	CHANGE		2,272+	4.04+	152+	20+	4.44-	1+	1-	6-	2+	90+	77+	11-
	RURAL	73	24,754	6.62	164	29	17.68	3	3	1	7	58	58	34
		72	23,209	7.55	176	37	21.02	2	1	5	8	59	54	47
	CHANGE		1,445+	.93-	12-	8-	3.34-	1+	2+	4-	1-	1-	4+	13-
	SHERIFF	73			23	12	52.17	1	1	0	3	13	2	3
		72			41	19	46.34	1	0	4	7	18	4	7
	CHANGE				18-	7-	5.83+	0	1+	4-	4-	5-	2-	4-
	STATE POLICE	73			141	17	12.05	2	2	1	4	45	56	31
		72			135	18	13.33	1	1	1	1	41	50	40
	CHANGE				6+	1-	1.28-	1+	1+	0	3+	4+	6+	9-
	MUNICIPAL	73	8,800	24.43	215	46	21.39	0	0	3	4	111	85	12
		72	7,973	6.39	51	18	35.29	0	3	5	1	20	12	10
	CHANGE		827+	18.04+	164+	28+	13.90-	0	3-	2-	3+	91+	73+	2+
GILBERT PD		73	806	11.16	9	3	33.33	0	0	0	1	7	1	0
		72	778	.00	0	0	.00	0	0	0	0	0	0	0
	CHANGE		28+	11.16+	9+	3+	33.33+	0	0	0	1+	7+	1+	0

WEST VIRGINIA U C R CRIME INDEX REPORT

			POPULATION	CRIME RATE	TOTAL OFFENSES	TOTAL CLEARED	PERCENT CLEARED	MURDER	RAPE	ROBBERY	FEL ASSLT	BREAK AND ENTER	LARCENY THEFT	AUTO THEFT
WILLIAMSON PD		73	5,644	36.31	205	43	20.97	0	0	3	3	103	84	12
		72	5,703	8.06	46	14	30.43	0	3	5	1	17	10	10
	CHANGE		59-	28.25+	159+	29+	9.46-	0	3-	2-	2+	86+	74+	2+
KERMIT PD		73	741	.00	0	0	.00	0	0	0	0	0	0	0
		72	716	.00	0	0	.00	0	0	0	0	0	0	0
	CHANGE		25+	.00	0	0	.00	0	0	0	0	0	0	0
DELBARTON PD		73	935	.00	0	0	.00	0	0	0	0	0	0	0
		72	903	5.53	5	4	80.00	0	0	0	0	3	2	0
	CHANGE		32+	5.53-	5-	4-	80.00-	0	0	0	0	3-	2-	0
MATEWAN PD		73	674	1.48	1	0	.00	0	0	0	0	1	0	0
		72	651	.00	0	0	.00	0	0	0	0	0	0	0
	CHANGE		23+	1.48+	1+	0	.00	0	0	0	0	1+	0	0
MONONGALIA COUNTY	TOTAL	73	65,372	6.86	449	77	17.14	1	3	6	17	163	172	87
		72	64,937	7.23	470	106	22.55	4	2	10	8	181	176	89
	CHANGE		435+	.37-	21-	29-	5.41-	3-	1+	4-	9+	18-	4-	2-
	RURAL	73	32,832	8.58	282	14	4.96	1	2	2	14	125	112	26
		72	34,225	8.52	292	33	11.30	2	2	5	4	136	109	34
	CHANGE		1,393-	.06+	10-	19-	6.34-	1-	0	3-	10+	11-	3+	8-
	SHERIFF	73			133	3	2.25	0	0	1	0	79	51	2
		72			130	10	7.69	1	0	1	1	79	47	1
	CHANGE				3+	7-	5.44-	1-	0	0	1-	0	4+	1+
	STATE POLICE	73			149	11	7.38	1	2	1	14	46	61	24
		72			162	23	14.19	1	2	4	3	57	62	33
	CHANGE				13-	12-	6.81-	0	0	3-	11+	11-	1-	9-
	MUNICIPAL	73	32,540	5.13	167	63	37.72	0	1	4	3	38	60	61
		72	30,712	5.79	178	73	41.01	2	0	5	4	45	67	55
	CHANGE		1,828+	.66-	11-	10-	3.29-	2-	1+	1-	1-	7-	7-	6+
MORGANTOWN PD		73	31,256	5.27	165	61	36.96	0	1	4	3	38	58	61
		72	29,400	5.91	174	69	39.65	2	0	4	4	45	65	54
	CHANGE		1,856+	.64-	9-	8-	2.69-	2-	1+	0	1-	7-	7-	7+
STAR CITY PD		73	1,284	1.55	2	2	100.00	0	0	0	0	0	2	0
		72	1,312	3.04	4	4	100.00	0	0	1	0	0	2	1
	CHANGE		28-	1.49-	2-	2-	.00	0	0	1-	0	0	0	1-
MONROE COUNTY	TOTAL	73	11,532	4.42	51	11	21.56	0	1	0	2	31	16	1
		72	11,073	5.32	59	21	35.59	0	1	1	3	29	20	5
	CHANGE		459+	.90-	8-	10-	14.03-	0	0	1-	1-	2+	4-	4-
	RURAL	73	10,953	4.65	51	11	21.56	0	1	0	2	31	16	1
		72	10,507	5.61	59	21	35.59	0	1	1	3	29	20	5
	CHANGE		446+	.96-	8-	10-	14.03-	0	0	1-	1-	2+	4-	4-

			POPULATION	CRIME RATE	TOTAL OFFENSES	TOTAL CLEARED	PERCENT CLEARED	MURDER	RAPE	ROBBERY	FEL ASSLT	BREAK AND ENTER	LARCENY THEFT	AUTO THEFT
	SHERIFF	73			23	4	17.39	0	0	0	0	14	9	0
		72			11	7	63.63	0	0	0	0	3	6	2
	CHANGE				12+	3-	46.24-	0	0	0	0	11+	3+	2-
	STATE POLICE	73			28	7	25.00	0	1	0	2	17	7	1
		72			48	14	29.16	0	1	1	3	26	14	3
	CHANGE				20-	7-	4.16-	0	0	1-	1-	9-	7-	2-
	MUNICIPAL	73	579	.00	0	0	.00	0	0	0	0	0	0	0
		72	566	.00	0	0	.00	0	0	0	0	0	0	0
	CHANGE		13+	.00	0	0	.00	0	0	0	0	0	0	0
UNION PD		73	579	.00	0	0	.00	0	0	0	0	0	0	0
		72	566	.00	0	0	.00	0	0	0	0	0	0	0
	CHANGE		13+	.00	0	0	.00	0	0	0	0	0	0	0
MORGAN COUNTY	TOTAL	73	8,693	17.82	155	13	9.67	0	0	0	3	99	52	1
		72	9,416	17.20	162	20	12.34	0	0	1	4	97	40	20
	CHANGE		723-	.62+	7-	5-	2.67-	0	0	1-	1-	2+	12+	19-
	RURAL	73	6,818	21.26	145	13	8.96	0	0	0	1	92	51	1
		72	6,732	23.46	158	16	10.12	0	0	1	3	95	39	20
	CHANGE		86+	2.20-	13-	3-	1.16-	0	0	1-	2-	3-	12+	19-
	SHERIFF	73			107	4	3.73	0	0	0	0	68	39	0
		72			41	3	7.31	0	0	0	0	31	7	3
	CHANGE				66+	1+	3.58-	0	0	0	0	37+	32+	3-
	STATE POLICE	73			38	9	23.68	0	0	0	1	24	12	1
		72			117	13	11.11	0	0	1	3	64	32	17
	CHANGE				79-	4-	12.57+	0	0	1-	2-	40-	20-	16-
	MUNICIPAL	73	1,875	5.33	10	2	20.00	0	0	0	2	7	1	0
		72	2,684	1.49	4	4	100.00	0	0	0	1	2	1	0
	CHANGE		809-	3.84+	6+	2-	80.00-	0	0	0	1+	5+	0	0
BERKELEY SPRINGS PD		73	1,157	.00	0	0	.00	0	0	0	0	0	0	0
		72	1,200	.83	1	1	100.00	0	0	0	0	1	0	0
	CHANGE		43-	.83-	1-	1-	100.00-	0	0	0	0	1-	0	0
PAW-PAW PD		73	718	13.92	10	2	20.00	0	0	0	2	7	1	0
		72	706	4.24	3	3	100.00	0	0	0	1	1	1	0
	CHANGE		12+	9.68+	7+	1-	80.00-	0	0	0	1+	6+	0	0
NICHOLAS COUNTY	TOTAL	73	23,088	6.10	141	71	50.35	1	3	0	14	39	76	8
		72	22,576	9.07	205	111	54.14	3	3	1	20	64	102	12
	CHANGE		512+	2.97-	64-	40-	3.79-	2-	0	1-	6-	25-	26-	4-
	RURAL	73	16,796	4.58	77	38	49.35	1	2	0	9	22	36	7
		72	16,423	8.95	147	80	54.42	3	3	1	5	58	70	7
	CHANGE		373+	4.37-	70-	42-	5.07-	2-	1-	1-	4+	36-	34-	0

			POPULATION	CRIME RATE	TOTAL OFFENSES	TOTAL CLEARED	PERCENT CLEARED	MURDER	RAPE	ROBBERY	FEL ASSLT	BREAK AND ENTER	LARCENY THEFT	AUTO THEFT
	SHERIFF	73			13	11	84.61	0	0	0	4	4	5	0
		72			33	22	66.66	0	2	0	2	10	18	1
	CHANGE				20-	11-	17.95+	0	2-	0	2+	6-	13-	1-
	STATE POLICE	73			64	27	42.18	1	2	0	5	18	31	7
		72			114	58	50.87	3	1	1	3	48	52	6
	CHANGE				50-	31-	8.69-	2-	1+	1-	2+	30-	21-	1+
	MUNICIPAL	73	6,292	10.17	64	33	51.56	0	1	0	5	17	40	1
		72	6,153	9.42	58	31	53.44	0	0	0	15	6	32	5
	CHANGE		139+	.75+	6+	2+	1.88-	0	1+	0	10-	11+	8+	4-
RICHWOOD PD		73	3,805	7.88	30	11	36.66	0	0	0	2	12	16	0
		72	3,721	4.56	17	4	23.52	0	0	0	0	3	12	2
	CHANGE		84+	3.32+	13+	7+	13.14+	0	0	0	2+	9+	4+	2-
SUMMERSVILLE PD		73	2,487	13.67	34	22	64.70	0	1	0	3	5	24	1
		72	2,432	16.85	41	27	65.85	0	0	0	15	3	20	3
	CHANGE		55+	3.18-	7-	5-	1.15-	0	1+	0	12-	2+	4+	2-
OHIO COUNTY	TOTAL	73	65,203	19.13	1248	169	13.54	7	9	52	26	276	810	68
		72	65,624	17.10	1123	239	21.28	2	3	33	46	231	714	94
	CHANGE		421-	2.03+	125+	70-	7.74-	5+	6+	19+	20-	45+	96+	26-
	RURAL	73	17,485	6.00	105	23	21.90	4	4	2	2	41	47	5
		72	16,577	8.08	134	55	41.04	0	2	1	17	51	51	12
	CHANGE		908+	2.08-	29-	32-	19.14-	4+	2+	1+	15-	10-	4-	7-
	SHERIFF	73			64	5	7.81	0	4	0	0	31	28	1
		72			96	50	52.08	0	2	0	13	42	32	7
	CHANGE				32-	45-	44.27-	0	2+	0	13-	11-	4-	6-
	STATE POLICE	73			41	18	43.90	4	0	2	2	10	19	4
		72			38	5	13.15	0	0	1	4	9	19	5
	CHANGE				3+	13+	30.75+	4+	0	1+	2-	1+	0	1-
	MUNICIPAL	73	47,718	23.94	1143	146	12.77	3	5	50	24	235	763	63
		72	49,047	20.15	989	184	18.60	2	1	32	29	180	663	82
	CHANGE		1,329-	3.79+	154+	38-	5.83-	1+	4+	18+	5-	55+	100+	19-
WHEELING PD		73	47,128	24.24	1143	146	12.77	3	5	50	24	235	763	63
		72	48,500	20.38	989	184	18.60	2	1	32	29	180	663	82
	CHANGE		1,372-	3.86+	154+	38-	5.83-	1+	4+	18+	5-	55+	100+	19-
TRIADELPHIA PD		73	590	.00	0	0	.00	0	0	0	0	0	0	0
		72	547	.00	0	0	.00	0	0	0	0	0	0	0
	CHANGE		43+	.00	0	0	.00	0	0	0	0	0	0	0
PENDLETON COUNTY	TOTAL	73	7,036	4.12	29	11	37.93	1	0	1	1	11	15	0
		72	7,126	4.06	29	19	65.51	0	0	0	3	13	11	2
	CHANGE		90-	.06+	0	8-	27.58-	1+	0	1+	2-	2-	4+	2-

			POPULATION	CRIME RATE	TOTAL OFFENSES	TOTAL CLEARED	PERCENT CLEARED	MURDER	RAPE	ROBBERY	FEL ASSLT	BREAK AND ENTER	LARCENY THEFT	AUTO THEFT
	RURAL	73	6,341	3.94	25	8	32.00	1	0	1	1	9	13	0
		72	6,431	4.35	28	19	67.85	0	0	0	3	13	10	2
	CHANGE		90-	.41-	3-	11-	35.85-	1+	0	1+	2-	4-	3+	2-
	SHERIFF	73			0	0	.00	0	0	0	0	0	0	0
		72			3	5	166.66	0	0	0	0	3	0	0
	CHANGE				3-	5-	166.66-	0	0	0	0	3-	0	0
	STATE POLICE	73			25	8	32.00	1	0	1	1	9	13	0
		72			25	14	56.00	0	0	0	3	10	10	2
	CHANGE				0	6-	24.00-	1+	0	1+	2-	1-	3+	2-
	MUNICIPAL	73	695	5.75	4	3	75.00	0	0	0	0	2	2	0
		72	695	1.43	1	0	.00	0	0	0	0	0	1	0
	CHANGE		0	4.32+	3+	3+	75.00+	0	0	0	0	2+	1+	0
FRANKLIN PD		73	695	5.75	4	3	75.00	0	0	0	0	2	2	0
		72	695	1.43	1	0	.00	0	0	0	0	0	1	0
	CHANGE		0	4.32+	3+	3+	75.00+	0	0	0	0	2+	1+	0
PLEASANTS COUNTY	TOTAL	73	7,419	6.33	47	7	14.89	0	0	2	1	21	21	2
		72	7,280	4.67	34	5	14.70	0	0	0	0	19	12	3
	CHANGE		139+	1.66+	13+	2+	.19+	0	0	2+	1+	2+	9+	1-
	RURAL	73	5,024	4.77	25	5	20.00	0	0	1	1	10	11	2
		72	4,930	5.27	26	4	15.38	0	0	0	0	11	12	3
	CHANGE		94+	.30-	1-	1+	4.62+	0	0	1+	1+	1-	1-	1-
	SHERIFF	73			1	0	.00	0	0	0	0	1	0	0
		72			1	0	.00	0	0	0	0	1	0	0
	CHANGE				0	0	.00	0	0	0	0	0	0	0
	STATE POLICE	73			24	5	20.83	0	0	1	1	9	11	2
		72			23	4	16.00	0	0	0	0	10	12	3
	CHANGE				1+	1+	4.83+	0	0	1+	1+	1-	1-	1-
	MUNICIPAL	73	2,395	9.18	22	2	9.09	0	0	1	0	11	10	0
		72	2,350	3.40	8	1	12.50	0	0	0	0	8	0	0
	CHANGE		45+	5.78+	14+	1+	3.41-	0	0	1+	0	3+	10+	0
ST MARYS PD		73	2,395	9.13	22	2	9.09	0	0	1	0	11	10	0
		72	2,350	3.40	8	1	12.50	0	0	0	0	8	0	0
	CHANGE		45+	5.78+	14+	1+	3.41-	0	0	1+	0	3+	10+	0
POCAHONTAS COUNTY	TOTAL	73	8,971	6.01	54	7	12.96	4	0	0	0	19	27	4
		72	8,641	4.05	35	8	22.85	0	0	0	0	28	2	5
	CHANGE		330+	1.96+	19+	1-	9.89-	4+	0	0	0	9-	25+	1-
	RURAL	73	7,670	6.51	50	5	10.00	4	0	0	0	18	25	3
		72	7,355	4.75	35	8	22.85	0	0	0	0	28	2	5
	CHANGE		315+	1.76+	15+	3-	12.85-	4+	0	0	0	10-	23+	2-

			POPULATION	CRIME RATE	TOTAL OFFENSES	TOTAL CLEARED	PERCENT CLEARED	MURDER	RAPE	ROBBERY	FEL ASSLT	BREAK AND ENTER	LARCENY THEFT	AUTO THEFT
	SHERIFF	73			19	1	5.26	0	0	0	0	11	7	1
		72			9	0	.00	0	0	0	0	7	0	2
	CHANGE				10+	1+	5.26+	0	0	0	0	4+	7+	1-
	STATE POLICE	73			31	4	12.90	4	0	0	0	7	18	2
		72			26	8	30.76	0	0	0	0	21	2	3
	CHANGE				5+	4-	17.86-	4+	0	0	0	14-	16+	1-
	MUNICIPAL	73	1,301	3.07	4	2	50.00	0	0	0	0	1	2	1
		72	1,286	.00	0	0	.00	0	0	0	0	0	0	0
	CHANGE		15+	3.07+	4+	2+	50.00+	0	0	0	0	1+	2+	1+
MARLINTON PD		73	1,301	3.07	4	2	50.00	0	0	0	0	1	2	1
		72	1,286	.00	0	0	.00	0	0	0	0	0	0	0
	CHANGE		15+	3.07+	4+	2+	50.00+	0	0	0	0	1+	2+	1+
PRESTON COUNTY	TOTAL	73	26,038	9.17	239	44	18.41	0	0	4	7	93	110	25
		72	25,416	9.24	235	49	20.85	1	2	5	14	96	106	11
	CHANGE		622+	.07-	4+	5-	2.44-	1-	2-	1-	7-	3-	4+	14+
	RURAL	73	19,342	10.28	199	39	19.59	0	0	4	7	81	86	21
		72	18,977	10.32	196	42	21.42	1	2	4	14	80	85	10
	CHANGE		365+	.04-	3+	3-	1.83-	1-	2-	0	7-	1+	1+	11+
	SHERIFF	73			148	17	11.48	0	0	2	5	60	62	19
		72			106	10	9.43	0	1	2	1	57	42	3
	CHANGE				42+	7+	2.05+	0	1-	0	4+	3+	20+	16+
	STATE POLICE	73			51	22	43.13	0	0	2	2	21	24	2
		72			90	32	35.55	1	1	2	13	23	43	7
	CHANGE				39-	10-	7.58+	1-	1-	0	11-	2-	19-	5-
	MUNICIPAL	73	6,696	5.97	40	5	12.50	0	0	0	0	12	24	4
		72	6,435	6.09	39	7	17.94	0	0	1	0	16	21	1
	CHANGE		257+	.08-	1+	2-	5.44-	0	0	1-	0	4-	3+	3+
KINGWOOD PD		73	2,608	13.03	34	3	8.82	0	0	0	0	9	22	3
		72	2,546	9.81	25	3	12.00	0	0	0	0	5	20	0
	CHANGE		62+	3.22+	9+	0	3.18-	0	0	0	0	4+	2+	3+
TERRA ALTA PD		73	1,508	.66	1	0	.00	0	0	0	0	0	0	1
		72	1,474	6.78	10	1	10.00	0	0	1	0	8	0	1
	CHANGE		34+	6.12-	9-	1-	10.00-	0	0	1-	0	8-	0	0
ROWLESBURG PD		73	848	.00	0	0	.00	0	0	0	0	0	0	0
		72	725	.00	0	0	.00	0	0	0	0	0	0	0
	CHANGE		123+	.00	0	0	.00	0	0	0	0	0	0	0
MASONTOWN PD		73	888	5.63	5	2	40.00	0	0	0	0	3	2	0
		72	868	4.60	4	3	75.00	0	0	0	0	3	1	0
	CHANGE		20+	1.03+	1+	1-	35.00-	0	0	0	0	0	1+	0

WEST VIRGINIA U C R CRIME INDEX REPORT

			POPULATION	CRIME RATE	TOTAL OFFENSES	TOTAL CLEARED	PERCENT CLEARED	MURDER	RAPE	ROBBERY	FEL ASSLT	BREAK AND ENTER	LARCENY THEFT	AUTO THEFT
NEWBURG PD		73	467	.00	0	0	.00	0	0	0	0	0	0	0
		72	457	.00	0	0	.00	0	0	0	0	0	0	0
	CHANGE		10+	.00	0	0	.00	0	0	0	0	0	0	0
TUNNELTON PD		73	377	.00	0	0	.00	0	0	0	0	0	0	0
		72	369	.00	0	0	.00	0	0	0	0	0	0	0
	CHANGE		8+	.00	0	0	.00	0	0	0	0	0	0	0
PUTNAM COUNTY	TOTAL	73	26,973	7.22	195	42	21.53	0	1	0	6	75	102	11
		72	28,167	7.17	202	37	18.31	2	0	3	9	69	104	15
	CHANGE		1,194-	.05+	7-	5+	3.22+	2-	1+	3-	3-	6+	2-	4-
	RURAL	73	23,394	7.90	185	37	20.00	0	1	0	6	72	95	11
		72	24,676	7.65	189	35	18.51	2	0	3	9	64	97	14
	CHANGE		1,282-	.25+	4-	2+	1.49+	2-	1+	3-	3-	8+	2-	3-
	SHERIFF	73			74	15	20.27	0	1	0	4	35	32	2
		72			43	7	16.27	0	0	2	0	16	24	1
	CHANGE				31+	8+	4.00+	0	1+	2-	4+	19+	8+	1+
	STATE POLICE	73			111	22	19.81	0	0	0	2	37	63	9
		72			146	28	19.17	2	0	1	9	48	73	13
	CHANGE				35-	6-	.64+	2-	0	1-	7-	11-	10-	4-
	MUNICIPAL	73	3,579	2.79	10	5	50.00	0	0	0	0	3	7	0
		72	3,491	3.72	13	2	15.38	0	0	0	0	5	7	1
	CHANGE		88+	.93-	3-	3+	34.62+	0	0	0	0	2-	0	1-
		73	3,579	2.79	10	5	50.00	0	0	0	0	3	7	0
		72	3,491	3.72	13	2	15.38	0	0	0	0	5	7	1
	CHANGE		88+	.93-	3-	3+	34.62+	0	0	0	0	2-	0	1-
RALEIGH COUNTY	TOTAL	73	71,383	12.46	890	447	50.22	7	5	16	74	211	529	48
		72	69,534	14.13	983	512	52.08	11	11	22	83	263	533	60
	CHANGE		1,849+	1.67-	93-	65-	1.86-	4-	6-	6-	9-	52-	4-	12-
	RURAL	73	48,612	5.49	267	168	62.92	6	4	1	36	109	92	19
		72	47,248	6.81	322	170	52.79	8	3	5	45	136	97	28
	CHANGE		1,364+	1.32-	55-	2-	10.13+	2-	1+	4-	9-	27-	5-	9-
	SHERIFF	73			29	18	62.06	0	0	0	8	16	2	3
		72			38	33	86.84	0	0	2	18	8	7	3
	CHANGE				9-	15-	24.78-	0	0	2-	10-	8+	5-	0
	STATE POLICE	73			238	150	63.02	6	4	1	28	93	90	16
		72			284	137	48.23	8	3	3	27	128	90	25
	CHANGE				46-	13+	14.79+	2-	1+	2-	1+	35-	0	9-
	MUNICIPAL	73	22,771	27.35	623	279	44.78	1	1	15	38	102	437	29
		72	22,286	29.65	661	342	51.73	3	8	17	38	127	436	32
	CHANGE		485+	2.30-	38-	63-	6.95-	2-	7-	2-	0	25-	1+	3-

WEST VIRGINIA U C R CRIME INDEX REPORT

			POPULATION	CRIME RATE	TOTAL OFFENSES	TOTAL CLEARED	PERCENT CLEARED	MURDER	RAPE	ROBBERY	FEL ASSLT	BREAK AND ENTER	LARCENY THEFT	AUTO THEFT
		73	20,162	30.44	614	272	44.29	1	1	14	36	97	436	29
		72	19,729	32.53	642	340	52.95	3	8	17	38	119	426	31
	CHANGE		433+	2.09-	28-	68-	8.66-	2-	7-	3-	2-	22-	10+	2-
		73	1,279	2.34	3	2	66.66	0	0	0	2	0	1	0
		72	1,254	3.98	5	2	40.00	0	0	0	0	2	3	0
	CHANGE		25+	1.64-	2-	0	26.66+	0	0	0	2+	2-	2-	0
		73	1,330	4.51	6	5	83.33	0	0	1	0	5	0	0
		72	1,303	10.74	14	0	.00	0	0	0	0	6	7	1
	CHANGE		27+	6.23-	8-	5+	83.33+	0	0	1+	0	1-	7-	1-
RANDOLPH COUNTY	TOTAL	73	25,043	12.45	312	80	25.64	2	0	0	12	112	170	16
		72	24,422	11.21	274	75	27.37	0	0	3	14	70	156	31
	CHANGE		621+	1.24+	38+	5+	1.73-	2+	0	3-	2-	42+	14+	15-
	RURAL	73	16,606	10.83	180	67	37.22	2	0	0	12	93	65	8
		72	16,194	7.84	127	37	29.13	0	0	1	11	52	54	9
	CHANGE		412+	2.99+	53+	30+	8.09+	2+	0	1-	1+	41+	11+	1-
	SHERIFF	73			1	0	.00	0	0	0	0	1	0	0
		72			0	0	.00	0	0	0	0	0	0	0
	CHANGE				1+	0	.00	0	0	0	0	1+	0	0
	STATE POLICE	73			179	67	37.43	2	0	0	12	92	65	8
		72			127	37	29.13	0	0	1	11	52	54	9
	CHANGE				52+	30+	8.30+	2+	0	1-	1+	40+	11+	1-
	MUNICIPAL	73	8,437	15.64	132	13	9.84	0	0	0	0	19	105	8
		72	8,228	17.86	147	38	25.85	0	0	2	3	18	102	22
	CHANGE		209+	2.22-	15-	25-	16.01-	0	0	2-	3-	1+	3+	14-
		73	8,437	15.64	132	13	9.84	0	0	0	0	19	105	8
		72	8,228	17.86	147	38	25.85	0	0	2	3	18	102	22
	CHANGE		209+	2.22-	15-	25-	16.01-	0	0	2-	3-	1+	3+	14-
RITCHIE COUNTY	TOTAL	73	10,313	4.75	49	28	57.14	0	0	0	1	25	17	6
		72	10,352	5.79	60	38	63.33	0	1	0	1	40	15	3
	CHANGE		39-	1.04-	11-	10-	6.19-	0	1-	0	0	15-	2+	3+
	RURAL	73	8,672	4.84	42	28	66.66	0	0	0	1	19	16	6
		72	8,738	6.75	59	38	64.40	0	1	0	1	39	15	3
	CHANGE		66-	1.91-	17-	10-	2.26+	0	1-	0	0	20-	1+	3+
	SHERIFF	73			8	0	.00	0	0	0	0	5	3	0
		72			4	2	50.00	0	0	0	0	3	1	0
	CHANGE				4+	2-	50.00-	0	0	0	0	2+	2+	0
	STATE POLICE	73			34	28	82.35	0	0	0	1	14	13	6
		72			55	36	65.45	0	1	0	1	36	14	3
	CHANGE				21-	8-	16.90+	0	1-	0	0	22-	1-	3+

WEST VIRGINIA U C R CRIME INDEX REPORT

			POPULATION	CRIME RATE	TOTAL OFFENSES	TOTAL CLEARED	PERCENT CLEARED	MURDER	RAPE	ROBBERY	FEL ASSLT	BREAK AND ENTER	LARCENY THEFT	AUTO THEFT
	MUNICIPAL	73	1,641	4.26	7	0	.00	0	0	0	0	6	1	0
		72	1,614	.61	1	0	.00	0	0	0	0	1	0	0
	CHANGE		27+	3.65+	6+	0	.00	0	0	0	0	5+	1+	0
PENNSBORO PD		73	1,641	4.26	7	0	.00	0	0	0	0	6	1	0
		72	1,614	.61	1	0	.00	0	0	0	0	1	0	0
	CHANGE		27+	3.65+	6+	0	.00	0	0	0	0	5+	1+	0
ROANE COUNTY	TOTAL	73	14,252	4.77	68	20	29.41	1	0	0	4	29	28	6
		72	14,148	8.48	120	39	32.50	0	0	1	16	51	49	3
	CHANGE		104+	3.71-	52-	19-	3.09-	1+	0	1-	12-	22-	21-	3+
	RURAL	73	11,964	5.34	64	15	23.43	1	0	0	2	29	27	5
		72	11,877	8.83	105	30	28.57	0	0	1	7	49	46	2
	CHANGE		87+	3.49-	41-	15-	5.14-	1+	0	1-	5-	20-	19-	3+
	SHERIFF	73			8	3	37.50	0	0	0	0	5	3	0
		72			1	1	100.00	0	0	0	0	0	0	0
	CHANGE				7+	2+	62.50-	0	0	0	1-	5+	3+	0
	STATE POLICE	73			56	12	21.42	1	0	0	2	24	24	5
		72			104	29	27.88	0	0	1	6	49	46	2
	CHANGE				48-	17-	6.46-	1+	0	1-	4-	25-	22-	3+
	MUNICIPAL	73	2,288	1.74	4	5	125.00	0	0	0	2	0	1	1
		72	2,271	6.60	15	9	60.00	0	0	0	9	2	3	1
	CHANGE		17+	4.86-	11-	4-	65.00+	0	0	0	7-	2-	2-	0
SPENCER PD		73	2,288	1.74	4	5	125.00	0	0	0	2	0	1	1
		72	2,271	6.60	15	9	60.00	0	0	0	9	2	3	1
	CHANGE		17+	4.86-	11-	4-	65.00+	0	0	0	7-	2-	2-	0
SUMMERS COUNTY	TOTAL	73	13,879	3.09	43	15	34.88	1	0	0	4	25	11	2
		72	13,188	2.88	38	14	36.84	0	0	0	7	15	15	1
	CHANGE		691+	.21+	5+	1+	1.96-	1+	0	0	3-	10+	4-	1+
	RURAL	73	9,150	2.51	23	7	30.43	1	0	0	3	12	6	1
		72	8,694	2.64	23	3	13.04	0	0	0	0	10	13	0
	CHANGE		456+	.13-	0	4+	17.39+	1+	0	0	3+	2+	7-	1+
	SHERIFF	73			0	0	.00	0	0	0	0	0	0	0
		72			0	0	.00	0	0	0	0	0	0	0
	CHANGE				0	0	.00	0	0	0	0	0	0	0
	STATE POLICE	73			23	7	30.43	1	0	0	3	12	6	1
		72			23	3	13.04	0	0	0	0	10	13	0
	CHANGE				0	4+	17.39+	1+	0	0	3+	2+	7-	1+
	MUNICIPAL	73	4,729	4.22	20	8	40.00	0	0	0	1	13	5	1
		72	4,494	3.33	15	11	73.33	0	0	0	7	5	2	1
	CHANGE		235+	.89+	5+	3-	33.33-	0	0	0	6-	8+	3+	0

WEST VIRGINIA U C R CRIME INDEX REPORT

			POPULATION	CRIME RATE	TOTAL OFFENSES	TOTAL CLEARED	PERCENT CLEARED	MURDER	RAPE	ROBBERY	FEL ASSLT	BREAK AND ENTER	LARCENY THEFT	AUTO THEFT
HINTON PD		73	4,729	4.22	20	8	40.00	0	0	0	1	13	5	1
		72	4,494	3.33	15	11	73.33	0	0	0	7	5	2	1
	CHANGE		235+	.89+	5+	3-	33.33-	0	0	0	6-	8+	3+	0
TAYLOR COUNTY	TOTAL	73	14,045	4.84	68	38	55.88	0	1	0	0	53	7	7
		72	13,734	5.46	75	28	37.33	0	0	0	9	36	21	9
	CHANGE		311+	.62-	7-	10+	18.55+	0	1+	0	9-	17+	14-	2-
	RURAL	73	7,470	7.76	58	35	60.34	0	1	0	0	46	5	6
		72	7,368	9.50	70	25	35.71	0	0	0	9	34	19	8
	CHANGE		102+	1.74-	12-	10+	24.63+	0	1+	0	9-	12+	14-	2-
	SHERIFF	73			38	27	71.05	0	1	0	0	30	3	4
		72			56	22	39.28	0	0	0	8	28	14	6
	CHANGE				18-	5+	31.77+	0	1+	0	8-	2+	11-	2-
	STATE POLICE	73			20	8	40.00	0	0	0	0	16	2	2
		72			14	3	21.42	0	0	0	1	6	5	2
	CHANGE				6+	5+	18.58+	0	0	0	1-	10+	3-	0
	MUNICIPAL	73	6,575	1.52	10	3	30.00	0	0	0	0	7	2	1
		72	6,366	.78	5	3	60.00	0	0	0	0	2	2	1
	CHANGE		209+	.74+	5+	0	30.00-	0	0	0	0	5+	0	0
GRAFTON PD		73	6,575	1.52	10	3	30.00	0	0	0	0	7	2	1
		72	6,366	.78	5	3	60.00	0	0	0	0	2	2	1
	CHANGE		209+	.74+	5+	0	30.00-	0	0	0	0	5+	0	0
TUCKER COUNTY	TOTAL	73	7,547	9.80	74	34	45.94	0	0	0	10	21	31	12
		72	7,456	9.12	68	37	54.41	0	0	0	27	14	23	4
	CHANGE		91+	.68+	6+	3-	8.47-	0	0	0	17-	7+	8+	8+
	RURAL	73	5,016	13.35	67	30	44.77	0	0	0	10	18	29	10
		72	5,959	11.49	57	29	50.87	0	0	0	23	13	18	3
	CHANGE		57+	1.86+	10+	1+	6.10-	0	0	0	13-	5+	11+	7+
	SHERIFF	73			7	5	71.42	0	0	0	0	1	4	2
		72			1	1	100.00	0	0	0	0	0	1	0
	CHANGE				6+	4+	28.58-	0	0	0	0	1+	3+	2+
	STATE POLICE	73			60	25	41.66	0	0	0	10	17	25	8
		72			56	28	50.00	0	0	0	23	13	17	3
	CHANGE				4+	3-	8.34-	0	0	0	13-	4+	8+	5+
	MUNICIPAL	73	2,531	2.76	7	4	57.14	0	0	0	0	3	2	2
		72	2,457	4.40	11	8	72.72	0	0	0	4	1	5	1
	CHANGE		34+	1.64-	4-	4-	15.58-	0	0	0	4-	2+	3-	1+
PARSONS PD		73	1,808	1.10	2	1	50.00	0	0	0	0	0	1	1
		72	1,784	.00	0	0	.00	0	0	0	0	0	0	0
	CHANGE		24+	1.10+	2+	1+	50.00+	0	0	0	0	0	1+	1+

			POPULATION	CRIME RATE	TOTAL OFFENSES	TOTAL CLEARED	PERCENT CLEARED	MURDER	RAPE	ROBBERY	FEL ASSLT	BREAK AND ENTER	LARCENY THEFT	AUTO THEFT
THOMAS PD		73	723	6.91	5	3	60.00	0	0	0	0	3	1	1
		72	713	15.42	11	8	72.72	0	0	0	4	1	5	1
	CHANGE		10+	8.51-	6-	5-	12.72-	0	0	0	4-	2+	4-	0
TYLER COUNTY	TOTAL	73	12,785	4.45	57	5	8.77	0	0	0	0	27	26	4
		72	9,942	5.83	58	8	13.79	0	0	0	0	19	36	3
	CHANGE		2,843+	1.38-	1-	3-	5.02-	0	0	0	0	8+	10-	1+
	RURAL	73	5,885	4.41	26	3	11.53	0	0	0	0	14	8	4
		72	5,753	2.60	15	6	40.00	0	0	0	0	8	4	3
	CHANGE		132+	1.81+	11+	3-	28.47	0	0	0	0	6+	4+	1+
	SHERIFF	73			7	0	.00	0	0	0	0	7	0	0
		72			0	0	.00	0	0	0	0	0	0	0
	CHANGE				7+	0	.00	0	0	0	0	7+	0	0
	STATE POLICE	73			19	3	15.78	0	0	0	0	7	8	4
		72			15	6	40.00	0	0	0	0	8	4	3
	CHANGE				4+	3-	24.22-	0	0	0	0	1-	4+	1+
	MUNICIPAL	73	6,900	4.49	31	2	6.45	0	0	0	0	13	18	0
		72	4,189	10.26	43	2	4.65	0	0	0	0	11	32	0
	CHANGE		2,711+	5.77-	12-	0	1.80+	0	0	0	0	2+	14-	0
PADEN CITY PD		73	3,765	1.06	4	1	25.00	0	0	0	0	4	0	0
		72	1,126	7.10	8	0	.00	0	0	0	0	3	5	0
	CHANGE		2,639+	6.04-	4-	1+	25.00+	0	0	0	0	1+	5-	0
SISTERSVILLE PD		73	2,301	11.73	27	1	3.70	0	0	0	0	9	18	0
		72	2,249	5.11	34	2	5.88	0	0	0	0	8	26	0
	CHANGE		52+	3.38-	7-	1-	2.18-	0	0	0	0	1+	8-	0
MIDDLEBOURNE PD		73	834	.00	0	0	.00	0	0	0	0	0	0	0
		72	814	1.22	1	0	.00	0	0	0	0	0	1	0
	CHANGE		20+	1.22-	1-	0	.00	0	0	0	0	0	1-	0
UPSHUR COUNTY	TOTAL	73	19,469	5.13	100	34	34.00	1	2	3	18	31	36	9
		72	19,098	7.64	146	54	36.98	1	2	0	36	53	48	6
	CHANGE		371+	2.51-	46-	20-	2.98-	0	0	3+	18-	22-	12-	3+
	RURAL	73	12,065	6.63	80	30	37.50	1	2	3	18	25	26	5
		72	11,835	10.81	128	47	36.71	1	2	0	35	45	39	6
	CHANGE		230+	4.18-	48-	17-	.79+	0	0	3+	17-	20-	13-	1-
	SHERIFF	73			26	16	61.53	0	0	1	12	10	3	0
		72			11	4	36.36	0	0	0	0	5	4	2
	CHANGE				15+	12+	25.17+	0	0	1+	12+	5+	1-	2-
	STATE POLICE	73			54	14	25.92	1	2	2	6	15	23	5
		72			117	43	36.75	1	2	0	35	40	35	4
	CHANGE				63-	29-	10.83-	0	0	2+	29-	25-	12-	1+

			POPULATION	CRIME RATE	TOTAL OFFENSES	TOTAL CLEARED	PERCENT CLEARED	MURDER	RAPE	ROBBERY	FEL ASSLT	BREAK AND ENTER	LARCENY THEFT	AUTO THEFT
	MUNICIPAL	73	7,404	2.70	20	4	20.00	0	0	0	0	6	10	4
		72	7,263	2.47	18	7	38.88	0	0	0	1	8	9	0
	CHANGE		141+	.23+	2+	3-	18.88-	0	0	0	1-	2-	1+	4+
BUCKHANNON PD		73	7,404	2.70	20	4	20.00	0	0	0	0	6	10	4
		72	7,263	2.47	18	7	38.88	0	0	0	1	8	9	0
	CHANGE		141+	.23+	2+	3-	18.88-	0	0	0	1-	2-	1+	4+
WAYNE COUNTY	TOTAL	73	33,070	10.18	337	38	11.27	1	2	4	11	136	164	19
		72	38,052	9.87	376	73	19.41	2	3	5	7	145	180	34
	CHANGE		4,982-	.31+	39-	35-	8.14-	1-	1-	1-	4+	9-	16-	15-
	RURAL	73	24,222	9.57	232	31	13.36	1	2	4	10	114	89	12
		72	29,371	7.42	218	66	30.27	2	3	4	5	110	69	25
	CHANGE		5,149-	2.15+	14+	35-	16.91-	1-	1-	0	5+	4+	20+	13-
	SHERIFF	73			20	9	45.00	1	0	0	0	14	1	4
		72			28	18	64.28	0	1	0	1	22	2	2
	CHANGE				8-	9-	19.28-	1+	1-	0	1-	8-	1-	2+
	STATE POLICE	73			212	22	10.37	0	2	4	10	100	88	8
		72			190	48	25.26	2	2	4	4	88	67	23
	CHANGE				22+	26-	14.89-	2-	0	0	6+	12+	21+	15-
	MUNICIPAL	73	8,848	11.86	105	7	6.66	0	0	0	1	22	75	7
		72	8,681	18.20	158	7	4.43	0	0	1	2	35	111	9
	CHANGE		167+	6.34-	53-	0	2.23+	0	0	1-	1-	13-	36-	2-
CEREDO PD		73	1,625	14.76	24	2	8.33	0	0	0	0	10	13	1
		72	1,583	16.42	26	2	7.69	0	0	0	1	6	18	1
	CHANGE		42+	1.66-	2-	0	.64+	0	0	0	1-	4+	5-	0
KENOVA PD		73	4,989	16.23	81	5	6.17	0	0	0	1	12	62	6
		72	4,921	26.82	132	5	3.78	0	0	1	1	29	93	8
	CHANGE		68+	10.59-	51-	0	2.39+	0	0	1-	0	17-	31-	2-
WAYNE PD		73	1,421	.00	0	0	.00	0	0	0	0	0	0	0
		72	1,385	.00	0	0	.00	0	0	0	0	0	0	0
	CHANGE		36+	.00	0	0	.00	0	0	0	0	0	0	0
FORT GAY PD		73	813	.00	0	0	.00	0	0	0	0	0	0	0
		72	792	.00	0	0	.00	0	0	0	0	0	0	0
	CHANGE		21+	.00	0	0	.00	0	0	0	0	0	0	0
WEBSTER COUNTY	TOTAL	73	10,001	8.69	87	48	55.17	3	1	2	15	39	25	2
		72	9,329	6.75	63	26	41.26	0	0	1	11	34	12	5
	CHANGE		672+	1.94+	24+	22+	13.91+	3+	1+	1+	4+	5+	13+	3-
	RURAL	73	8,302	10.47	87	48	55.17	3	1	2	15	39	25	2
		72	7,562	8.33	63	26	41.26	0	0	1	11	34	12	5
	CHANGE		740+	2.14+	24+	22+	13.91+	3+	1+	1+	4+	5+	13+	3-

			POPULATION	CRIME RATE	TOTAL OFFENSES	TOTAL CLEARED	PERCENT CLEARED	MURDER	RAPE	ROBBERY	FEL ASSLT	BREAK AND ENTER	LARCENY THEFT	AUTO THEFT
	SHERIFF	73			3	0	.00	0	0	0	1	1	1	0
		72			0	0	.00	0	0	0	0	0	0	0
	CHANGE				3+	0	.00	0	0	0	1+	1+	1+	0
	STATE POLICE	73			84	48	57.14	3	1	2	14	38	24	2
		72			63	26	41.26	0	0	1	11	34	12	5
	CHANGE				21+	22+	15.88+	3+	1+	1+	3+	4+	12+	3-
	MUNICIPAL	73	1,699	.00	0	0	.00	0	0	0	0	0	0	0
		72	1,767	.00	0	0	.00	0	0	0	0	0	0	0
	CHANGE		68-	.00	0	0	.00	0	0	0	0	0	0	0
WEBSTER SPRINGS PD		73	1,223	.00	0	0	.00	0	0	0	0	0	0	0
		72	1,300	.00	0	0	.00	0	0	0	0	0	0	0
	CHANGE		77-	.00	0	0	.00	0	0	0	0	0	0	0
COWEN PD		73	476	.00	0	0	.00	0	0	0	0	0	0	0
		72	467	.00	0	0	.00	0	0	0	0	0	0	0
	CHANGE		9+	.00	0	0	.00	0	0	0	0	0	0	0
WETZEL COUNTY	TOTAL	73	18,215	7.19	131	38	29.00	2	0	2	3	51	62	11
		72	20,856	5.75	120	31	25.83	0	1	3	4	53	53	6
	CHANGE		2,641-	1.44+	11+	7+	3.17+	2+	1-	1-	1-	2-	9+	5+
	RURAL	73	10,389	4.62	48	11	22.91	2	0	1	3	20	18	4
		72	13,049	3.21	42	11	26.19	0	1	1	3	19	16	2
	CHANGE		2,660-	1.41+	6+	0	3.28-	2+	1-	0	0	1+	2+	2+
	SHERIFF	73			15	5	33.33	1	0	0	2	11	1	0
		72			5	3	60.00	0	1	0	1	2	1	0
	CHANGE				10+	2+	26.67-	1+	1-	0	1+	9+	0	0
	STATE POLICE	73			33	6	18.18	1	0	1	1	9	17	4
		72			37	8	21.62	0	0	1	2	17	15	2
	CHANGE				4-	2-	3.44-	1+	0	0	1-	8-	2+	2+
	MUNICIPAL	73	7,826	10.60	83	27	32.53	0	0	1	0	31	44	7
		72	7,807	9.99	78	20	25.64	0	0	2	1	34	37	4
	CHANGE		19+	.61+	5+	7+	6.89+	0	0	1-	1-	3-	7+	3+
HUNDRED PD		73	487	.00	0	0	.00	0	0	0	0	0	0	0
		72	475	.00	0	0	.00	0	0	0	0	0	0	0
	CHANGE		12+	.00	0	0	.00	0	0	0	0	0	0	0
NEW MARTINSVILLE PD		73	6,693	12.40	83	27	32.53	0	0	1	0	31	44	7
		72	6,702	11.48	77	20	25.97	0	0	2	1	33	37	4
	CHANGE		9-	.92+	6+	7+	6.56+	0	0	1-	1-	2-	7+	3+
PINE GROVE PD		73	646	.00	0	0	.00	0	0	0	0	0	0	0
		72	630	1.58	1	0	.00	0	0	0	0	1	0	0
	CHANGE		16+	1.58-	1-	0	.00	0	0	0	0	1-	0	0

			POPULATION	CRIME RATE	TOTAL OFFENSES	TOTAL CLEARED	PERCENT CLEARED	MURDER	RAPE	ROBBERY	FEL ASSLT	BREAK AND ENTER	LARCENY THEFT	AUTO THEFT
WIRT COUNTY	TOTAL	73	4,276	7.24	31	10	32.25	0	1	0	2	9	17	2
		72	4,199	10.71	45	3	6.66	0	0	0	2	31	12	0
	CHANGE		77+	3.47-	14-	7+	25.59+	0	1+	0	0	22-	5+	2+
	RURAL	73	4,276	7.24	31	10	32.25	0	1	0	2	9	17	2
		72	4,199	10.71	45	3	6.66	0	0	0	2	31	12	0
	CHANGE		77+	3.47-	14-	7+	25.59+	0	1+	0	0	22-	5+	2+
	SHERIFF	73			4	4	100.00	0	0	0	0	2	2	0
		72			0	0	.00	0	0	0	0	0	0	0
	CHANGE				4+	4+	100.00+	0	0	0	0	2+	2+	0
	STATE POLICE	73			27	6	22.22	0	1	0	2	7	15	2
		72			45	3	6.66	0	0	0	2	31	12	0
	CHANGE				18-	3+	15.56+	0	1+	0	0	24-	3+	2+
WOOD COUNTY	TOTAL	73	89,132	21.47	1916	535	27.92	4	7	14	72	485	1169	165
		72	88,307	23.69	2093	625	29.86	2	5	28	36	537	1297	188
	CHANGE		825+	2.22-	177-	90-	1.94-	2+	2+	14-	36+	52-	128-	23-
	RURAL	73	30,202	9.96	301	49	16.27	1	0	1	9	83	172	35
		72	29,595	9.49	281	39	13.87	1	2	6	16	96	132	28
	CHANGE		607+	.47+	20+	10+	2.40+	0	2-	5-	7-	13-	40+	7+
	SHERIFF	73			240	47	19.58	0	0	0	9	62	146	23
		72			201	28	13.93	0	2	5	13	65	104	12
	CHANGE				39+	19+	5.65+	0	2-	5-	4-	3-	42+	11+
	STATE POLICE	73			61	2	3.27	1	0	1	0	21	26	12
		72			80	11	13.75	1	0	1	3	31	28	16
	CHANGE				19-	9-	10.48-	0	0	0	3-	10-	2-	4-
	MUNICIPAL	73	58,930	27.39	1615	486	30.09	3	7	13	63	402	997	130
		72	58,712	30.85	1812	586	32.33	1	3	22	20	441	1165	160
	CHANGE		218+	3.46-	197-	100-	2.24-	2+	4+	9-	43+	39-	168-	30-
PARKERSBURG PD		73	44,120	34.03	1502	466	31.02	3	7	12	61	382	912	125
		72	44,200	38.22	1690	565	33.43	1	3	20	18	420	1074	154
	CHANGE		80-	4.19-	188-	99-	2.41-	2+	4+	8-	43+	38-	162-	29-
VIENNA PD		73	11,988	7.50	90	13	14.44	0	0	1	2	18	65	4
		72	11,747	9.36	110	17	15.45	0	0	1	2	18	84	5
	CHANGE		241+	1.86-	20-	4-	1.01-	0	0	0	0	0	19-	1-
WILLIAMSTOWN PD		73	2,822	8.15	23	7	30.43	0	0	0	0	2	20	1
		72	2,765	4.33	12	4	33.33	0	0	1	0	3	7	1
	CHANGE		57+	3.82+	11+	3+	2.90-	0	0	1-	0	1-	13+	0
WYOMING COUNTY	TOTAL	73	31,137	3.14	98	27	27.55	0	7	3	10	35	30	13
		72	29,494	6.64	196	74	37.75	2	2	1	39	81	52	19
	CHANGE		1,643+	3.50-	98-	47-	10.20-	2-	5+	2+	29-	46-	22-	6-

			POPULATION	CRIME RATE	TOTAL OFFENSES	TOTAL CLEARED	PERCENT CLEARED	MURDER	RAPE	ROBBERY	FEL ASSLT	BREAK AND ENTER	LARCENY THEFT	AUTO THEFT
	RURAL	73	25,205	3.49	88	21	23.86	0	4	3	10	32	27	12
		72	23,819	7.47	178	71	39.88	2	1	1	39	69	47	19
	CHANGE		1,386+	3.98-	90-	50-	16.02-	2-	3+	2+	29-	37-	20-	7-
	SHERIFF	73			1	0	.00	0	1	0	0	0	0	0
		72			2	1	50.00	0	0	0	0	1	0	1
	CHANGE				1-	1-	50.00-	0	1+	0	0	1-	0	1-
	STATE POLICE	73			87	21	24.13	0	3	3	10	32	27	12
		72			176	70	39.77	2	1	1	39	68	47	18
	CHANGE				89-	49-	15.64-	2-	2+	2+	29-	36-	20-	6-
	MUNICIPAL	73	5,932	1.68	10	6	60.00	0	3	0	0	3	3	1
		72	5,675	3.17	18	3	16.66	0	1	0	0	12	5	0
	CHANGE		257+	1.49-	8-	3+	43.34+	0	2+	0	0	9-	2-	1+
MULLENS PD		73	3,070	.00	0	0	.00	0	0	0	0	0	0	0
		72	2,908	.34	1	1	100.00	0	0	0	0	0	1	0
	CHANGE		162+	.34-	1-	1-	100.00-	0	0	0	0	0	1-	0
PINEVILLE PD		73	1,228	2.44	3	0	.00	0	0	0	0	2	0	1
		72	1,187	4.21	5	0	.00	0	0	0	0	4	1	0
	CHANGE		41+	1.77-	2-	0	.00	0	0	0	0	2-	1-	1+
OCEANA PD		73	1,634	4.28	7	6	85.71	0	3	0	0	1	3	0
		72	1,580	7.59	12	2	16.66	0	1	0	0	8	3	0
	CHANGE		54+	3.31-	5-	4+	69.05+	0	2+	0	0	7-	0	0

VALUES OF PROPERTY STOLEN AND RECOVERED PART I OFFENSES

The report contained in this section relates the dollar evaluation of property stolen and recovered in connection with the commission of Part I Offenses during the reporting periods of 1972 and 1973.

For the purposes of Uniform Crime Reporting, the evaluation of property loss/recovery may be based on accepted law enforcement methods of property assessment if the true or known value of property stolen/recovered is not available.

VALUES OF PROPERTY STOLEN AND RECOVERED
PART I OFFENSES

			ROBBERY	BREAKING AND ENTERING	LARCENY $50 AND OVER $ STOLEN	LARCENY- UNDER $50 $ STOLEN	LARCENY- UNDER $50 NUM OF OFFENSES	AUTO THEFT	TOTAL VALUE STOLEN	TOTAL VALUE RECOVERED
WEST VIRGINIA	TOTAL	73	245,954	2,173,931	2,911,319	138,642	6,211	2,473,910	7,943,756	2,863,335
		72	318,414	2,209,809	1,827,736	142,518	6,650	2,348,394	6,846,871	2,053,839
	CHANGE		72,460-	35,878-	1,083,583+	3,876-	439-	125,516+	1,096,885+	809,496+
	RURAL	73	119,862	1,298,707	2,066,851	35,942	1,260	1,074,300	4,595,682	1,475,351
		72	118,476	1,275,823	978,158	33,477	1,311	1,025,993	3,431,927	898,357
	CHANGE		1,406+	22,884+	1,088,693+	2,465+	51-	48,307+	1,163,755+	576,994+
	SHERIFF'S	73	19,118	314,513	343,011	12,190	462	260,034	948,866	325,448
		72	37,531	297,385	200,629	9,243	465	229,010	773,798	174,187
	CHANGE		18,413-	17,128+	142,382+	2,947+	3-	31,024+	175,068+	151,261+
	STATE POLICE	73	100,764	580,124	1,723,565	23,742	797	813,266	3,641,461	1,148,903
		72	80,945	578,438	777,529	24,234	846	796,983	2,658,129	724,170
	CHANGE		19,819+	1,686+	946,036+	492-	49-	16,283+	983,332+	424,733+
	MUNICIPAL	73	126,072	875,224	844,468	102,700	4,951	1,399,610	3,348,074	1,387,984
		72	199,938	933,986	849,578	109,041	5,339	1,322,401	3,414,944	1,155,482
	CHANGE		73,866-	58,762-	5,110-	6,341-	388-	77,209+	66,870-	232,502+
BARBOUR COUNTY	TOTAL	73	0	21,132	5,457	211	8	3,675	30,675	2,426
		72	70	13,867	5,448	135	7	5,500	25,020	7,713
	CHANGE		70-	7,265+	9+	76+	1+	1,625-	5,655+	5,287-
	RURAL	73	0	18,665	4,866	171	7	3,875	27,577	2,390
		72	70	12,923	5,448	135	7	5,500	24,076	6,769
	CHANGE		70-	5,742+	582-	36+	0	1,625-	3,501+	4,379-
	SHERIFF	73	0	154	850	0	0	0	1,004	200
		72	0	838	1,176	43	3	0	2,057	1,154
	CHANGE		0	684-	326-	43-	3-	0	1,053-	954-
	STATE POLICE	73	0	18,511	4,016	171	7	3,875	26,573	2,190
		72	70	12,085	4,272	92	4	5,500	22,019	5,615
	CHANGE		70-	6,426+	256-	79+	3+	1,625-	4,554+	3,425-
	MUNICIPAL	73	0	2,467	591	40	1	0	3,098	36
		72	0	944	0	0	0	0	944	944
	CHANGE		0	1,523+	591+	40+	1+	0	2,154+	908-
BELLINGTON PD		73	0	0	0	0	0	0	0	0
		72	0	0	0	0	0	0	0	0
	CHANGE		0	0	0	0	0	0	0	0
PHILIPPI PD		73	0	1,467	591	40	1	0	3,098	36
		72	0	944	0	0	0	0	944	944
	CHANGE		0	1,523+	591+	40+	1+	0	2,154+	908-

VALUES OF PROPERTY STOLEN AND RECOVERED
PART I OFFENSES

			ROBBERY	BREAKING AND ENTERING	LARCENY $50 AND OVER $ STOLEN	LARCENY- UNDER $50 $ STOLEN	LARCENY- UNDER $50 NUM OF OFFENSES	AUTO THEFT	TOTAL VALUE STOLEN	TOTAL VALUE RECOVERED
BERKELEY COUNTY	TOTAL	73	1,088	135,360	35,517	5,557	249	22,970	200,492	112,223
		72	145	56,107	57,079	4,532	302	32,150	150,013	22,649
	CHANGE		943+	79,253+	21,562-	1,025+	53-	9,180-	50,479+	89,574+
	RURAL	73	407	113,071	20,635	1,834	115	18,600	154,547	101,376
		72	50	47,874	39,727	2,866	236	19,150	109,667	14,568
	CHANGE		357+	65,197+	19,092-	1,032-	121-	550-	44,880+	86,808+
	SHERIFF	73	325	19,602	12,287	1,415	94	11,850	45,479	13,746
		72	0	34,623	29,544	2,562	225	11,725	78,454	9,831
	CHANGE		325+	15,021-	17,257-	1,147-	131-	125+	32,975-	3,915+
	STATE POLICE	73	82	93,469	8,348	419	21	6,750	109,068	87,630
		72	50	13,251	10,183	304	11	7,425	31,213	4,737
	CHANGE		32+	80,218+	1,835-	115+	10+	675-	77,855+	82,893+
	MUNICIPAL	73	681	22,289	14,882	3,723	134	4,370	45,945	10,847
		72	95	8,233	17,352	1,666	66	13,000	40,346	8,081
	CHANGE		586+	14,056+	2,470-	2,057+	68+	8,630-	5,599+	2,766+
MARTINSBURG PD		73	681	22,289	14,882	3,723	134	4,370	45,945	10,847
		72	95	8,233	17,352	1,666	66	13,000	40,346	8,081
	CHANGE		586+	14,056+	2,470-	2,057+	68+	8,630-	5,599+	2,766+
BOONE COUNTY	TOTAL	73	0	30,222	7,630	613	23	28,738	67,203	25,526
		72	30,003	25,426	14,527	279	11	55,884	126,119	44,399
	CHANGE		30,003-	4,796+	6,897-	334+	12+	27,146-	58,916-	18,873-
	RURAL	73	0	27,354	6,211	571	21	26,138	60,274	20,806
		72	1	21,585	14,269	261	9	49,784	85,900	42,883
	CHANGE		1-	5,769+	8,058-	310+	12+	23,646-	25,626-	22,077
	SHERIFF	73	0	0	0	0	0	0	0	0
		72	0	100	400	0	0	0	500	400
	CHANGE		0	100-	400-	0	0	0	500-	400-
	STATE POLICE	73	0	27,354	6,211	571	21	26,138	60,274	20,806
		72	1	21,485	13,869	261	9	49,784	85,400	42,483
	CHANGE		1-	5,869+	7,658-	310+	12+	23,646-	25,126-	21,677-
	MUNICIPAL	73	0	2,868	1,419	42	2	2,600	6,929	4,720
		72	30,002	3,841	258	18	2	6,100	40,219	1,516
	CHANGE		30,002-	973-	1,161+	24+	0	3,500-	33,290-	3,204+
MADISON PD		73	0	2,028	1,309	17	1	2,600	5,954	3,880
		72	300	3,555	258	18	2	6,100	10,231	1,495
	CHANGE		300-	1,527-	1,051+	1-	1-	3,500-	4,277-	2,385+

VALUES OF PROPERTY STOLEN AND RECOVERED
PART I OFFENSES

			ROBBERY	BREAKING AND ENTERING	LARCENY $50 AND OVER $ STOLEN	LARCENY- UNDER $50 $ STOLEN	LARCENY- UNDER $50 NUM OF OFFENSES	AUTO THEFT	TOTAL VALUE STOLEN	TOTAL VALUE RECOVERED
WHITESVILLE PD		73	0	840	110	25	1	0	975	840
		72	29,702	280	0	0	0	0	29,988	21
	CHANGE		29,702-	554+	110+	25+	1+	0	29,013-	819+
BRAXTON COUNTY	TOTAL	73	900	7,240	13,193	390	19	2,400	24,123	6,175
		72	0	4,734	9,427	430	21	1,653	16,244	4,436
	CHANGE		900+	2,506+	3,766+	40-	2-	747+	7,879+	1,739+
	RURAL	73	900	5,752	12,278	354	16	1,200	20,524	4,407
		72	0	4,519	8,982	422	19	1,653	15,576	4,367
	CHANGE		900+	1,273+	3,296+	68-	3-	453-	4,948+	40+
	SHERIFF	73	0	230	1,083	3	1	800	2,116	1,141
		72	0	1,670	2,929	83	3	0	4,682	806
	CHANGE		0	1,440-	1,846-	80-	2-	800+	2,566-	335+
	STATE POLICE	73	900	5,562	11,195	351	15	400	18,408	3,266
		72	0	2,849	6,053	339	16	1,653	10,894	3,561
	CHANGE		900+	2,713+	5,142+	12+	1-	1,253-	7,514+	295-
	MUNICIPAL	73	0	1,448	915	36	3	1,200	3,599	1,768
		72	0	215	445	8	2	0	668	69
	CHANGE		0	1,233+	470+	28+	1+	1,200+	2,931+	1,699+
GASSAWAY PD		73	0	0	850	16	2	0	866	426
		72	0	215	0	0	0	0	215	15
	CHANGE		0	215-	850+	16+	2+	0	651+	411+
SUTTON PD		73	0	1,448	65	20	1	1,200	2,733	1,342
		72	0	0	445	8	2	0	453	54
	CHANGE		0	1,448+	380-	12+	1-	1,200+	2,280+	1,280+
BROOKE COUNTY	TOTAL	73	598	30,533	22,438	1,724	64	31,060	86,753	35,275
		72	21,201	32,252	12,654	1,391	58	80,027	147,525	14,560
	CHANGE		20,203-	1,719-	9,784+	333+	6+	48,967-	60,772-	20,715+
	RURAL	73	648	21,326	17,524	749	28	22,960	63,007	27,104
		72	6,581	21,674	7,547	442	19	73,480	109,724	13,409
	CHANGE		5,933-	348-	9,777+	307+	9+	50,520-	46,717-	13,695+
	SHERIFF	73	648	18,648	13,253	650	24	22,160	55,359	22,994
		72	6,581	18,637	7,547	414	18	71,880	105,059	12,634
	CHANGE		5,933-	11+	5,706+	236+	6+	49,720-	49,700-	10,360+
	STATE POLICE	73	0	2,678	4,071	99	4	800	7,648	4,110
		72	0	3,037	0	28	1	1,600	4,665	775
	CHANGE		0	359-	4,071+	71+	3+	800-	2,983+	3,335+

VALUES OF PROPERTY STOLEN AND RECOVERED
PART I OFFENSES

			ROBBERY	BREAKING AND ENTERING	LARCENY $50 AND OVER $ STOLEN	LARCENY- UNDER $50 $ STOLEN	LARCENY- UNDER $50 NUM OF OFFENSES	AUTO THEFT	TOTAL VALUE STOLEN	TOTAL VALUE RECOVERED
	MUNICIPAL	73	350	9,207	5,114	975	36	8,100	23,746	8,171
		72	14,620	10,578	5,107	949	39	6,547	37,801	1,151
	CHANGE		14,270-	1,371-	7+	26+	3-	1,553+	14,055-	7,020+
FOLLANSBEE PD		73	0	3,522	1,496	579	21	0	5,597	479
		72	80	6,287	1,842	290	9	0	8,499	120
	CHANGE		80-	2,765-	346-	289+	12+	0	2,902-	359+
WELLSBURG PD		73	350	5,685	3,618	396	15	8,100	18,149	7,692
		72	14,540	4,291	3,265	659	30	6,547	29,302	1,031
	CHANGE		14,190-	1,394+	353+	263-	15-	1,553+	11,153-	6,661+
CABELL COUNTY	TOTAL	73	47,595	197,236	200,805	22,720	1,304	237,733	706,089	358,720
		72	103,432	264,316	177,110	28,650	1,583	187,082	760,590	243,829
	CHANGE		55,837-	67,080-	23,695+	5,930-	279-	50,651+	54,501-	114,891+
	RURAL	73	17,549	45,049	74,320	2,004	95	41,983	175,905	88,867
		72	4,101	69,227	36,705	2,096	67	24,082	136,211	6,586
	CHANGE		8,448+	24,178-	37,615+	92-	28+	17,901+	39,694+	82,281+
	SHERIFF	73	10,638	11,155	40,999	1,346	71	10,850	74,988	19,486
		72	1	783	5,635	187	5	0	6,606	32
	CHANGE		10,637+	10,372+	35,364+	1,159+	66+	10,850+	68,382+	19,454+
	STATE POLICE	73	1,911	33,894	33,321	658	24	31,133	100,917	69,381
		72	4,100	68,444	31,070	1,909	62	24,082	129,605	6,554
	CHANGE		2,189-	34,550-	2,251+	1,251-	38-	7,051+	28,688-	62,827+
	MUNICIPAL	73	35,046	152,187	126,485	20,716	1,209	195,750	530,184	269,853
		72	99,331	155,089	140,405	26,554	1,516	163,000	624,379	237,243
	CHANGE		64,285-	42,902-	13,920-	5,838-	307-	32,750+	94,195-	32,610+
BARBOURSVILLE PD		73	0	1	0	20	1	1,500	1,521	1,521
		72	0	375	474	0	0	0	849	0
	CHANGE		0	374-	474-	20+	1+	1,500+	672+	1,521+
HUNTINGTON PD		73	35,046	151,841	126,592	20,696	1,208	194,250	528,225	268,227
		72	99,331	194,714	139,751	26,464	1,514	160,000	620,260	233,973
	CHANGE		64,285-	42,873-	13,359-	5,768-	306-	34,250+	92,035-	34,254+
MILTON PD		73	0	345	93	0	0	0	438	105
		72	0	0	180	90	2	3,000	3,270	3,270
	CHANGE		0	345+	87-	90-	2-	3,000-	2,832-	3,165-
CALHOUN COUNTY	TOTAL	73	0	5,825	624	61	3	5,800	10,310	6,742
		72	0	374	3,411	120	4	0	3,905	541
	CHANGE		0	3,451+	2,787-	59-	1-	5,800+	6,405+	6,201+

PAGE 5
VALUES OF PROPERTY STOLEN AND RECOVERED
PART I OFFENSES

			ROBBERY	BREAKING AND ENTERING	LARCENY $50 AND OVER $ STOLEN	LARCENY- UNDER $50 $ STOLEN	LARCENY- UNDER $50 NUM OF OFFENSES	AUTO THEFT	TOTAL VALUE STOLEN	TOTAL VALUE RECOVERED
	RURAL	73	0	3,625	624	61	3	5,800	10,110	6,742
		72	0	374	3,260	120	4	0	3,754	541
	CHANGE		0	3,251+	2,636-	59-	1-	5,800+	6,356+	6,201+
	SHERIFF	73	0	0	0	0	0	0	0	0
		72	0	0	0	0	0	0	0	0
	CHANGE		0	0	0	0	0	0	0	0
	STATE POLICE	73	0	3,625	624	61	3	5,800	10,110	6,742
		72	0	374	3,260	120	4	0	3,754	541
	CHANGE		0	3,251+	2,636-	59-	1-	5,800+	6,356+	6,201+
	MUNICIPAL	73	0	200	0	0	0	0	200	0
		72	0	0	151	0	0	0	151	0
	CHANGE		0	200+	151-	0	0	0	49+	0
GRANTSVILLE PD		73	0	200	0	0	0	0	200	0
		72	0	0	151	0	0	0	151	0
	CHANGE		0	200+	151-	0	0	0	49+	0
CLAY COUNTY	TOTAL	73	0	4,549	12,769	218	8	22,050	39,586	10,627
		72	0	13,880	5,193	266	10	3,450	22,789	4,628
	CHANGE		0	9,331-	7,576+	48-	2-	18,600+	16,797+	5,999+
	RURAL	73	0	4,549	12,769	218	8	22,050	39,586	10,627
		72	0	13,880	5,193	266	10	3,450	22,789	4,628
	CHANGE		0	9,331-	7,576+	48-	2-	18,600+	16,797+	5,999+
	SHERIFF	73	0	0	0	0	0	0	0	0
		72	0	4,503	0	0	0	0	4,503	0
	CHANGE		0	4,503-	0	0	0	0	4,503-	0
	STATE POLICE	73	0	4,549	12,769	218	8	22,050	39,586	10,627
		72	0	9,377	5,193	266	10	3,450	18,286	4,628
	CHANGE		0	4,828-	7,576+	48-	2-	18,600+	21,300+	5,999+
	MUNICIPAL	73	0	0	0	0	0	0	0	0
		72	0	0	0	0	0	0	0	0
	CHANGE		0	0	0	0	0	0	0	0
CLAY PD		73	0	0	0	0	0	0	0	0
		72	0	0	0	0	0	0	0	0
	CHANGE		0	0	0	0	0	0	0	0
DODDRIDGE COUNTY	TOTAL	73	0	5,679	1,619	100	5	0	7,398	1,809
		72	0	3,951	1,960	0	0	1,000	6,911	2,011
	CHANGE		0	1,728+	341-	100+	5+	1,000-	487+	202-

PAGE 6
VALUES OF PROPERTY STOLEN AND RECOVERED
PART I OFFENSES

			ROBBERY	BREAKING AND ENTERING	LARCENY $50 AND OVER $ STOLEN	LARCENY- UNDER $50 $ STOLEN	LARCENY- UNDER $50 NUM OF OFFENSES	AUTO THEFT	TOTAL VALUE STOLEN	TOTAL VALUE RECOVERED
	RURAL	73	0	5,679	1,619	100	5	0	7,398	1,809
		72	0	3,951	1,960	0	0	1,000	6,911	2,011
	CHANGE		0	1,728+	341-	100+	5+	1,000-	487+	202-
	SHERIFF	73	0	2,090	70	0	0	0	2,160	614
		72	0	0	970	0	0	0	970	0
	CHANGE		0	2,090+	900-	0	0	0	1,190+	614+
	STATE POLICE	73	0	3,589	1,549	100	5	0	5,238	1,195
		72	0	3,951	990	0	0	1,000	5,941	2,011
	CHANGE		0	362-	559+	100+	5+	1,000-	703-	816-
	MUNICIPAL	73	0	0	0	0	0	0	0	0
		72	0	0	0	0	0	0	0	0
	CHANGE		0	0	0	0	0	0	0	0
WEST UNION PD		73	0	0	0	0	0	0	0	0
		72	0	0	0	0	0	0	0	0
	CHANGE		0	0	0	0	0	0	0	0
FAYETTE COUNTY	TOTAL	73	1,138	27,709	25,122	1,402	45	63,980	119,351	68,185
		72	1,521	48,047	31,298	1,394	52	38,150	120,410	25,913
	CHANGE		383-	20,338-	6,176-	8+	7-	25,830+	1,059-	42,272+
	RURAL	73	1,138	17,890	20,362	1,062	34	57,330	97,782	58,904
		72	1,287	43,556	23,260	874	28	17,850	86,827	14,835
	CHANGE		149-	25,666-	2,898-	188+	6+	39,430+	10,955+	44,069+
	SHERIFF	73	65	4,991	600	37	1	9,300	14,993	1,890
		72	14	8,673	6,641	74	2	8,900	24,302	625
	CHANGE		51+	3,682-	6,041-	37-	1-	400+	9,309-	1,265+
	STATE POLICE	73	1,073	12,899	19,762	1,025	33	48,030	82,789	57,014
		72	1,273	34,883	16,619	800	26	8,950	62,525	14,210
	CHANGE		200-	21,984-	3,143+	225+	7+	39,080+	20,264	42,804+
	MUNICIPAL	73	0	9,819	4,760	340	11	6,650	21,569	9,281
		72	234	4,491	8,038	520	24	20,300	33,583	11,078
	CHANGE		234-	5,328+	3,278-	180-	13-	13,650-	12,014-	1,797-
ANSTEAD PD		73	0	20	50	10	1	1,000	1,080	1,020
		72	0	135	150	0	0	0	285	13
	CHANGE		0	115-	100-	10+	1+	1,000+	795+	1,007+
FAYETTEVILLE PD		73	0	125	0	0	0	0	125	45
		72	0	260	0	3	1	0	263	0
	CHANGE		0	135-	0	3-	1-	0	138-	45+

PAGE 7
VALUES OF PROPERTY STOLEN AND RECOVERED
PART I OFFENSES

			ROBBERY	BREAKING AND ENTERING	LARCENY $50 AND OVER $ STOLEN	LARCENY- UNDER $50 $ STOLEN	LARCENY- UNDER $50 NUM OF OFFENSES	AUTO THEFT	TOTAL VALUE STOLEN	TOTAL VALUE RECOVERED
MONTGOMERY PD		73	0	3,961	4,310	330	10	3,150	11,751	5,611
		72	234	2,382	6,888	511	22	16,650	26,665	10,029
	CHANGE		234-	1,579+	2,578-	181-	12-	13,500-	14,914-	4,418-
MOUNT HOPE PD		73	0	4,046	0	0	0	2,500	6,546	2,500
		72	0	814	0	0	0	3,350	4,164	730
	CHANGE		0	3,232+	0	0	0	850-	2,382+	1,770+
OAK HILL PD		73	0	0	0	0	0	0	0	0
		72	0	0	0	0	0	0	0	0
	CHANGE		0	0	0	0	0	0	0	0
SMITHERS PD		73	0	1,667	400	0	0	0	2,067	105
		72	0	900	1,000	6	1	300	2,206	306
	CHANGE		0	767+	600-	6-	1-	300-	139-	201-
GILMER COUNTY	TOTAL	73	0	2,796	50,031	36	3	1,000	53,863	51,077
		72	0	4,250	3,061	170	8	0	7,481	3,487
	CHANGE		1	1,454-	46,970+	134-	5-	1,000+	46,382+	47,590+
	RURAL	73	0	2,089	49,951	36	3	1,000	53,076	51,077
		72	0	1,599	2,583	120	5	0	4,302	838
	CHANGE		0	490+	47,368+	84-	2-	1,000+	48,774+	50,239+
	SHERIFF	73	0	0	0	0	0	0	0	0
		72	0	0	70	0	0	0	70	70
	CHANGE		0	0	70-	0	0	0	70-	70-
	STATE POLICE	73	0	2,089	49,951	36	3	1,000	53,076	51,077
		72	0	1,599	2,513	120	5	0	4,232	768
	CHANGE		0	490+	47,438+	84-	2-	1,000+	48,844+	50,309+
	MUNICIPAL	73	0	707	80	0	0	0	787	0
		72	0	2,651	478	50	3	0	3,179	2,649
	CHANGE		0	1,944-	398-	50-	3-	0	2,392-	2,649-
GLENVILLE PD		73	0	707	80	0	0	0	787	0
		72	0	2,651	478	50	3	0	3,179	2,649
	CHANGE		0	1,944-	398-	50-	3-	0	2,392-	2,649-
GRANT COUNTY	TOTAL	73	0	17,423	2,890	60	3	8,850	29,223	9,154
		72	0	2,583	575	38	4	44,300	47,496	2,185
	CHANGE		0	14,840+	2,315+	22+	1-	35,450-	18,273-	6,969+
	RURAL	73	0	16,938	1,761	6	1	7,700	26,405	7,888
		72	0	2,447	500	10	1	44,300	47,257	2,050
	CHANGE		0	14,491+	1,261+	4-	0	36,600-	20,852-	5,838+

PAGE 8
VALUES OF PROPERTY STOLEN AND RECOVERED
PART I OFFENSES

			ROBBERY	BREAKING AND ENTERING	LARCENY $50 AND OVER $ STOLEN	LARCENY- UNDER $50 $ STOLEN	LARCENY- UNDER $50 NUM OF OFFENSES	AUTO THEFT	TOTAL VALUE STOLEN	TOTAL VALUE RECOVERED
	SHERIFF	73	0	0	0	0	0	0	0	0
		72	0	115	200	10	1	0	325	275
	CHANGE		0	115-	200-	10-	1-	0	325-	275-
	STATE POLICE	73	0	16,938	1,761	6	1	7,700	26,405	7,888
		72	0	2,332	300	0	0	44,300	46,932	1,775
	CHANGE		0	14,606+	1,461+	6+	1+	36,600-	20,527-	6,113+
	MUNICIPAL	73	0	485	1,129	54	2	1,150	2,818	1,266
		72	0	136	75	28	3	0	239	135
	CHANGE		0	349+	1,054+	26+	1-	1,150+	2,579+	1,131+
PETERSBURG PD		73	0	485	1,129	54	2	1,150	2,818	1,266
		72	0	136	75	28	3	0	239	135
	CHANGE		0	349+	1,054+	26+	1-	1,150+	2,579+	1,131+
GREENBRIER COUNTY	TOTAL	73	2	19,526	11,306	486	21	16,850	48,170	18,162
		72	151	49,569	63,087	478	28	18,773	132,058	21,417
	CHANGE		149-	30,043-	51,781-	8+	7-	1,923-	83,888-	3,255-
	RURAL	73	0	16,145	11,113	305	17	16,850	44,413	17,647
		72	151	43,818	61,775	357	20	17,073	123,174	18,266
	CHANGE		151-	27,673-	50,662-	52-	3-	223-	78,761-	619-
	SHERIFF	73	0	4,070	275	10	1	1,000	5,355	1,000
		72	0	5,304	390	43	4	1,350	7,087	1,579
	CHANGE		0	1,234-	115-	33-	3-	350-	1,732-	579-
	STATE POLICE	73	0	12,075	10,838	295	16	15,850	39,058	16,647
		72	151	38,514	61,385	314	16	15,723	116,087	16,687
	CHANGE		151-	26,439-	50,547-	19-	0	127+	77,029-	40-
	MUNICIPAL	73	2	3,381	193	181	4	0	3,757	515
		72	0	5,751	1,312	121	8	1,700	8,884	3,151
	CHANGE		2+	2,370-	1,119-	60+	4-	1,700-	5,127-	2,636-
LEWISBURG PD		73	0	276	123	0	0	0	399	183
		72	0	0	235	0	0	0	235	235
	CHANGE		0	276+	112-	0	0	0	164+	52-
RAINELLE PD		73	0	55	0	181	4	0	236	216
		72	0	0	900	66	4	500	1,466	866
	CHANGE		0	55+	900-	115+	0	500-	1,230-	650-
RONCEVERTE PD		73	0	2,757	0	0	0	0	2,757	51
		72	0	1,295	0	0	0	0	1,295	0
	CHANGE		0	1,462+	0	0	0	0	1,462+	51+

VALUES OF PROPERTY STOLEN AND RECOVERED
PART I OFFENSES

			ROBBERY	BREAKING AND ENTERING	LARCENY $50 AND OVER $ STOLEN	LARCENY- UNDER $50 $ STOLEN	LARCENY- UNDER $50 NUM OF OFFENSES	AUTO THEFT	TOTAL VALUE STOLEN	TOTAL VALUE RECOVERED
WHITE SULPHUR SPRINGS PD	73		2	293	70	0	0	0	365	65
	72		0	4,456	177	55	4	1,200	5,888	2,050
	CHANGE		2+	4,163-	107-	55-	4-	1,200-	5,523-	1,985-
HAMPSHIRE COUNTY	TOTAL	73	0	27,460	12,117	920	19	5,400	45,897	12,279
		72	4,000	17,241	5,351	493	23	250	27,335	2,478
	CHANGE		4,000-	10,219+	6,766+	427+	4-	5,150+	18,562+	9,801+
	RURAL	73	0	22,862	12,042	920	19	4,200	40,024	10,026
		72	4,000	16,305	5,151	429	20	250	26,135	2,478
	CHANGE		4,000-	6,557+	6,891+	491+	1-	3,950+	13,889+	7,548+
	SHERIFF	73	0	5,872	7,072	248	11	1,000	14,192	3,190
		72	0	4,606	750	103	6	0	5,459	0
	CHANGE		0	1,266+	6,322+	145+	5+	1,000+	8,733+	3,190+
	STATE POLICE	73	0	16,990	4,970	672	8	3,200	25,832	6,836
		72	4,000	11,699	4,401	326	14	250	20,676	2,478
	CHANGE		4,000-	5,291+	569+	346+	6-	2,950+	5,156+	4,358+
	MUNICIPAL	73	0	4,598	75	0	0	1,200	5,873	2,253
		72	0	936	200	64	3	0	1,200	0
	CHANGE		0	3,662+	125-	64-	3-	1,200+	4,673+	2,253+
RONNEY PD		73	0	4,598	75	0	0	1,200	5,873	2,253
		72	0	936	200	64	3	0	1,200	0
	CHANGE		0	3,662+	125-	64-	3-	1,200+	4,673+	2,253+
HANCOCK COUNTY	TOTAL	73	8,344	84,726	27,295	3,706	152	101,456	225,527	66,063
		72	33,188	102,900	50,884	4,217	161	87,150	278,339	61,013
	CHANGE		24,844-	18,174-	23,589-	511-	9-	14,306+	52,812-	5,050+
	RURAL	73	4,871	26,536	7,843	430	15	6,100	45,780	5,707
		72	30,028	43,394	29,604	758	29	33,150	136,934	14,485
	CHANGE		25,157-	16,858-	21,761-	328-	14-	27,050-	91,154-	8,778-
	SHERIFF	73	4,871	20,465	7,049	381	14	5,700	38,466	4,745
		72	25,765	28,142	17,261	750	25	19,950	91,868	8,729
	CHANGE		20,894-	7,677-	10,212-	369-	11-	14,250-	53,402-	3,984-
	STATE POLICE	73	0	6,071	794	49	1	400	7,314	962
		72	4,263	15,252	12,343	8	4	13,200	45,066	5,756
	CHANGE		4,263-	9,181-	11,549-	41+	3-	12,800-	37,752-	4,794-
	MUNICIPAL	73	3,473	58,190	19,452	3,276	137	95,356	179,747	60,356
		72	3,160	59,506	21,280	3,459	132	54,000	141,405	46,528
	CHANGE		313+	1,316-	1,828-	183-	5+	41,356+	38,342+	13,828+

VALUES OF PROPERTY STOLEN AND RECOVERED
PART I OFFENSES

			ROBBERY	BREAKING AND ENTERING	LARCENY $50 AND OVER $ STOLEN	LARCENY- UNDER $50 $ STOLEN	LARCENY- UNDER $50 NUM OF OFFENSES	AUTO THEFT	TOTAL VALUE STOLEN	TOTAL VALUE RECOVERED
CHESTER PD		73	0	2,066	1,162	97	6	14,650	17,975	8,885
		72	0	1,395	175	80	3	0	1,650	0
	CHANGE		0	671+	987+	17+	3+	14,650+	16,325+	8,885+
WEIRTON PD		73	3,473	53,6[illegible]	17,845	2,963	121	80,406	158,365	50,646
		72	3,160	57,2[illegible]	20,335	3,213	123	52,200	136,113	44,503
	CHANGE		313+	3,527-	2,490-	250-	2-	28,206+	22,252+	6,143+
NEW CUMBERLAND PD		73	0	2,446	445	216	10	300	3,407	825
		72	0	906	770	166	6	1,800	3,642	2,025
	CHANGE		0	1,540+	325-	50+	4+	1,500-	235-	1,200-
HARDY COUNTY	TOTAL	73	0	2,873	5,878	206	7	10,200	19,157	10,605
		72	0	5,377	2,131	70	3	1,300	8,878	5,107
	CHANGE		0	2,504-	3,747+	136+	4+	8,900+	10,279+	5,498+
	RURAL	73	0	2,873	5,878	206	7	10,200	19,157	10,605
		72	0	5,377	2,131	70	3	1,300	8,878	5,107
	CHANGE		0	2,504-	3,747+	136+	4+	8,900+	10,279+	5,498+
	SHERIFF	73	0	0	0	0	0	0	0	0
		72	0	0	0	0	0	0	0	0
	CHANGE		0	0	0	0	0	0	0	0
	STATE POLICE	73	0	2,873	5,878	206	7	10,200	19,157	10,605
		72	0	5,377	2,131	70	3	1,300	8,878	5,107
	CHANGE		0	2,504-	3,747+	136+	4+	8,900+	10,279+	5,498+
	MUNICIPAL	73	0	0	0	0	0	0	0	0
		72	0	0	0	0	0	0	0	0
	CHANGE		0	0	0	0	0	0	0	0
MOOREFIELD PD		73	0	0	0	0	0	0	0	0
		72	0	0	0	0	0	0	0	0
	CHANGE		0	0	0	0	0	0	0	0
HARRISON COUNTY	TOTAL	73	758	114,863	76,265	5,342	223	73,545	270,773	116,586
		72	4,650	114,876	78,959	4,539	182	65,135	268,159	53,288
	CHANGE		3,892-	13-	2,694-	803+	41+	8,410+	2,614+	63,298+
	RURAL	73	210	73,295	50,805	1,354	48	32,450	158,114	35,251
		72	1,500	58,299	55,698	1,504	57	45,635	162,636	30,368
	CHANGE		1,290-	14,996+	4,893-	150-	9-	13,185-	4,522-	4,883+
	SHERIFF	73	55	31,177	29,063	920	30	13,900	75,115	15,067
		72	0	19,159	7,962	672	20	16,700	44,493	5,500
	CHANGE		55+	12,018+	21,101+	248+	10+	2,800-	30,622+	9,567+

VALUES OF PROPERTY STOLEN AND RECOVERED
PART I OFFENSES

			ROBBERY	BREAKING AND ENTERING	LARCENY $50 AND OVER $ STOLEN	LARCENY- UNDER $50 $ STOLEN	LARCENY- UNDER $50 NUM OF OFFENSES	AUTO THEFT	TOTAL VALUE STOLEN	TOTAL VALUE RECOVERED
	STATE POLICE	73	153	42,118	21,742	434	18	18,550	82,999	20,184
		72	1,500	39,140	47,736	832	37	28,935	118,143	24,868
	CHANGE		1,347-	2,978+	25,994-	398-	19-	10,385-	35,144-	4,684-
	MUNICIPAL	73	548	41,568	25,400	3,988	175	41,095	112,659	81,335
		72	3,150	56,577	23,201	3,035	125	19,500	105,523	22,920
	CHANGE		2,602-	15,009-	2,199+	953+	50+	21,595+	7,136+	58,415+
BRIDGEPORT PD		73	50	6,754	3,276	1,159	81	2,700	13,939	4,859
		72	0	8,125	1,391	343	11	1,500	11,359	165
	CHANGE		50+	1,371-	1,885+	816+	70+	1,200+	2,580+	4,694+
CLARKSBURG PD		73	458	28,356	20,963	2,469	80	34,995	87,281	70,401
		72	2,940	46,036	20,678	2,534	106	11,100	83,328	15,620
	CHANGE		2,482-	17,680-	285+	65-	26-	23,895+	3,953+	54,781+
SALEM PD		73	0	530	605	120	5	0	1,255	250
		72	170	925	800	15	2	0	1,910	158
	CHANGE		170-	395-	195-	105+	3+	0	655-	92+
SHINNSTON PD		73	0	0	0	0	0	0	0	0
		72	0	0	0	0	0	0	0	0
	CHANGE		0	0	0	0	0	0	0	0
STONEWOOD PD		73	0	57	0	0	0	0	57	0
		72	0	35	0	0	0	0	35	0
	CHANGE		0	22+	0	0	0	0	22+	0
ANMOORE PD		73	0	580	0	0	0	0	580	410
		72	0	664	50	20	1	2,000	2,734	2,050
	CHANGE		0	84-	50-	20-	1-	2,000-	2,154-	1,640-
NUTTER FORT PD		73	0	5,291	616	240	9	3,400	9,547	5,415
		72	0	792	342	123	5	4,900	6,157	4,927
	CHANGE		0	4,499+	274+	117+	4+	1,500-	3,390+	488+
LUMBERPORT PD		73	0	0	0	0	0	0	0	0
		72	0	0	0	0	0	0	0	0
	CHANGE		0	0	0	0	0	0	0	0
JACKSON COUNTY	TOTAL	73	0	22,657	13,637	760	42	13,840	50,894	18,956
		72	2,090	13,495	13,434	1,334	45	1,800	32,153	2,354
	CHANGE		2,090-	9,162+	203+	574-	3-	12,040+	18,741+	16,602+
	RURAL	73	0	19,602	10,592	360	17	11,540	42,094	16,125
		72	2,090	12,891	10,700	521	17	1,800	28,002	1,670
	CHANGE		2,090-	6,711+	108-	161-	0	9,740+	14,092+	14,455+

VALUES OF PROPERTY STOLEN AND RECOVERED
PART I OFFENSES

			ROBBERY	BREAKING AND ENTERING	LARCENY $50 AND OVER $ STOLEN	LARCENY- UNDER $50 $ STOLEN	LARCENY- UNDER $50 NUM OF OFFENSES	AUTO THEFT	TOTAL VALUE STOLEN	TOTAL VALUE RECOVERED
	SHERIFF	73	0	11,709	2,284	203	10	4,390	18,586	4,952
		72	0	5,109	1,873	276	9	700	7,958	52
	CHANGE		0	6,600+	411+	73-	1+	3,690+	10,628+	4,900+
	STATE POLICE	73	0	7,895	8,308	157	7	7,150	23,508	11,173
		72	2,090	7,782	8,827	245	8	1,100	20,044	1,618
	CHANGE		2,090-	111+	519-	88-	1-	6,050+	3,464+	9,555+
	MUNICIPAL	73	0	3,055	3,045	400	25	2,300	8,800	2,831
		72	0	604	2,734	813	28	0	4,151	684
	CHANGE		0	2,451+	311+	413-	3-	2,300+	4,649+	2,147+
RAVENSWOOD PD		73	0	672	1,493	189	10	200	2,554	551
		72	0	550	1,593	468	15	0	2,611	616
	CHANGE		0	122+	100-	279-	5-	200+	57-	65-
RIPLEY PD		73	0	2,385	1,552	211	15	2,100	6,246	2,280
		72	0	54	1,141	345	13	0	1,540	68
	CHANGE		0	2,329+	411+	134-	2+	2,100+	4,706+	2,212+
JEFFERSON COUNTY	TOTAL	73	3,088	32,728	25,954	1,338	57	51,850	114,908	37,152
		72	2,420	47,484	41,934	900	46	33,625	126,363	28,885
	CHANGE		618+	14,756-	15,980-	438+	11+	18,225+	11,455-	8,267+
	RURAL	73	3,003	31,002	25,184	880	31	50,350	110,419	35,211
		72	1,413	44,367	41,709	794	30	30,950	119,233	27,592
	CHANGE		1,590+	13,365-	16,525-	86+	1+	19,400+	8,814-	7,619+
	SHERIFF	73	0	11,930	10,751	313	12	10,350	33,344	6,208
		72	0	15,814	10,463	233	10	2,000	28,510	2,163
	CHANGE		0	3,884-	288+	80+	2+	8,350+	4,834+	4,045+
	STATE POLICE	73	3,003	19,072	14,433	567	19	40,000	77,075	29,003
		72	1,413	28,553	31,246	561	20	28,950	90,723	25,429
	CHANGE		1,590+	9,481-	16,813-	6+	1-	11,050+	13,648-	3,574+
	MUNICIPAL	73	35	1,726	770	458	26	1,500	4,489	1,941
		72	1,007	3,117	225	106	16	2,675	7,130	1,293
	CHANGE		972-	1,391-	545+	352+	10+	1,175-	2,641-	648+
CHARLES TOWN PD		73	35	963	150	456	24	1,500	3,104	1,791
		72	1,000	450	225	96	11	900	2,671	61
	CHANGE		965-	513+	75-	360+	13+	600+	433+	1,730+
SHEPHERDSTOWN PD		73	0	313	124	0	0	0	437	135
		72	0	2,590	0	0	0	1,025	3,615	615
	CHANGE		0	2,277-	124+	0	0	1,025-	3,178-	480-

PAGE 13
VALUES OF PROPERTY STOLEN AND RECOVERED
PART I OFFENSES

			ROBBERY	BREAKING AND ENTERING	LARCENY $50 AND OVER $ STOLEN	LARCENY- UNDER $50 $ STOLEN	LARCENY- UNDER $50 NUM OF OFFENSES	AUTO THEFT	TOTAL VALUE STOLEN	TOTAL VALUE RECOVERED
RANSON PD		73	0	450	496	2	2	0	948	15
		72	7	77	0	10	5	750	844	617
	CHANGE		7-	373+	496+	8-	3-	750-	104+	602-
KANAWHA COUNTY	TOTAL	73	35,084	355,511	429,373	34,355	1,479	647,298	1,501,621	489,299
		72	50,535	332,975	449,883	34,006	1,462	604,572	1,471,971	428,025
	CHANGE		15,451-	22,536+	20,510-	349+	17+	42,726+	29,650+	61,274+
	RURAL	73	18,531	179,090	111,870	6,856	242	158,846	475,193	167,269
		72	28,586	111,950	120,340	7,314	233	114,584	382,774	128,989
	CHANGE		10,055-	67,140+	8,470-	458-	9+	44,262+	92,419+	38,280+
	SHERIFF	73	311	18,961	26,744	502	19	48,779	95,297	55,525
		72	0	22,893	29,496	563	17	39,095	92,047	57,311
	CHANGE		311+	3,932-	2,752-	61-	2+	9,684+	3,250+	1,786-
	STATE POLICE	73	18,220	160,129	85,126	6,354	223	110,067	379,896	111,744
		72	28,586	89,057	90,844	6,751	216	75,489	290,727	71,678
	CHANGE		10,366-	71,072+	5,718-	397-	7+	34,578+	89,169+	40,066+
	MUNICIPAL	73	16,553	176,421	317,503	27,499	1,237	488,452	1,026,428	322,030
		72	21,949	221,025	329,543	26,692	1,229	489,988	1,089,197	299,036
	CHANGE		5,396-	44,604-	12,040-	807+	8+	1,536-	62,769-	22,994+
BELLE PD		73	0	0	0	0	0	0	0	0
		72	0	0	57	0	0	0	57	57
	CHANGE		0	0	57-	0	0	0	57-	57-
CHARLESTON PD		73	14,526	124,093	226,622	17,853	789	429,730	812,824	252,796
		72	21,653	173,475	263,692	19,078	863	428,038	905,936	229,962
	CHANGE		7,127-	49,382+	37,070-	1,225-	74-	1,692+	93,112-	22,834+
DUNBAR PD		73	780	23,818	10,651	808	30	11,100	47,157	7,682
		72	0	11,115	8,501	655	23	24,250	44,521	23,375
	CHANGE		780+	12,703+	2,150+	153+	7+	13,150-	2,636+	15,693-
NITRO PD		73	0	7,513	14,601	1,079	43	6,200	29,393	13,973
		72	20	12,697	13,922	1,409	60	3,500	31,548	1,428
	CHANGE		20-	5,184	679+	330-	17-	2,700+	2,155-	12,545+
ST ALBANS PD		73	55	3,453	16,878	3,592	158	23,250	47,228	20,902
		72	48	3,545	23,022	2,709	147	17,900	47,224	21,919
	CHANGE		7+	92-	6,144-	883+	11+	5,350+	4+	1,017-
SOUTH CHARLESTON PD		73	1,192	16,375	48,451	4,131	192	18,172	88,321	26,380
		72	164	14,238	20,034	2,702	129	14,100	51,238	21,319
	CHANGE		1,028+	2,137+	28,417+	1,429+	63+	4,072+	37,083+	5,061+

PAGE 14
VALUES OF PROPERTY STOLEN AND RECOVERED
PART I OFFENSES

			ROBBERY	BREAKING AND ENTERING	LARCENY $50 AND OVER $ STOLEN	LARCENY- UNDER $50 $ STOLEN	LARCENY- UNDER $50 NUM OF OFFENSES	AUTO THEFT	TOTAL VALUE STOLEN	TOTAL VALUE RECOVERED
CHESAPEAKE PD		73	0	18	0	36	25	0	54	47
		72	64	2,153	120	65	3	1,500	3,902	141
	CHANGE		64-	2,135-	120-	29-	22+	1,500-	3,848-	94-
MARMET PD		73	0	706	0	0	0	0	706	0
		72	0	302	0	0	1	0	302	0
	CHANGE		0	404+	0	0	1-	0	404+	0
EAST BANK PD		73	0	45	300	0	0	0	345	0
		72	0	0	0	0	0	0	0	0
	CHANGE		0	45+	300+	0	0	0	345+	0
GLASGOW PD		73	0	0	0	0	0	0	0	0
		72	0	0	0	0	0	0	0	0
	CHANGE		0	0	0	0	0	0	0	0
CLENDENIN PD		73	0	400	0	0	0	0	400	250
		72	0	2,540	0	70	2	700	3,310	770
	CHANGE		0	2,140-	0	70-	2-	700-	2,910-	520-
CEDAR GROVE PD		73	0	0	0	0	0	0	0	0
		72	0	960	195	4	1	0	1,159	65
	CHANGE		0	960-	195-	4-	1-	0	1,159-	65-
LEWIS COUNTY	TOTAL	73	0	27,268	5,258	135	4	9,975	42,636	30,591
		72	500	31,062	1,730	107	13	7,400	40,799	6,225
	CHANGE		500-	3,794-	3,528+	28+	9-	2,575+	1,837+	24,366+
	RURAL	73	0	26,894	2,366	53	2	8,475	37,788	26,779
		72	500	9,202	820	26	3	3,700	14,248	3,233
	CHANGE		500-	17,692+	1,546+	27+	1-	4,775+	23,540+	23,546+
	SHERIFF	73	0	6,123	1,050	30	1	1,800	8,993	2,523
		72	0	0	150	24	3	0	176	176
	CHANGE		0	6,123+	900+	6-	2-	1,800+	8,817+	2,347+
	STATE POLICE	73	0	20,771	1,316	33	1	6,675	28,795	24,256
		72	500	9,202	670	0	0	3,700	14,072	3,057
	CHANGE		500-	11,569+	646+	33+	1+	2,975+	14,723+	21,199+
	MUNICIPAL	73	0	374	2,892	82	2	1,500	4,848	3,812
		72	0	21,860	910	81	10	3,700	26,551	2,992
	CHANGE		0	21,486-	1,982+	1+	8-	2,200-	21,703-	820+
WESTON PD		73	0	374	2,892	82	2	1,500	4,848	3,812
		72	0	21,860	910	81	10	3,700	26,551	2,992
	CHANGE		0	21,486-	1,982+	1+	8-	2,200-	21,703-	820+

PAGE 15
VALUES OF PROPERTY STOLEN AND RECOVERED
PART I OFFENSES

			ROBBERY	BREAKING AND ENTERING	LARCENY $50 AND OVER $ STOLEN	LARCENY- UNDER $50 $ STOLEN	LARCENY- UNDER $50 NUM OF OFFENSES	AUTO THEFT	TOTAL VALUE STOLEN	TOTAL VALUE RECOVERED
LINCOLN COUNTY	TOTAL	73	128	2,955	4,241	423	16	5,800	13,547	5,201
		72	1,505	13,434	9,305	458	14	17,600	42,302	17,707
	CHANGE		1,377-	10,479-	5,064-	35-	2+	11,800-	28,755-	12,506-
	RURAL	73	128	2,955	4,241	423	16	5,800	13,547	5,201
		72	1,505	13,434	9,305	458	14	17,600	42,302	17,707
	CHANGE		1,377-	10,479-	5,064-	35-	2+	11,800-	28,755-	12,506-
	SHERIFF	73	0	1,303	900	44	3	150	2,397	2,392
		72	0	1,625	378	0	0	2,750	4,753	4,753
	CHANGE		0	322-	522+	44+	3+	2,600-	2,356-	2,361-
	STATE POLICE	73	128	1,652	3,341	379	13	5,650	11,150	2,809
		72	1,505	11,809	8,927	458	14	14,850	37,549	12,954
	CHANGE		1,377-	10,157-	5,586-	79-	1-	9,200-	26,399-	10,145-
LOGAN COUNTY	TOTAL	73	9,553	55,574	1,055,712	2,599	92	109,055	1,232,493	272,012
		72	58	35,105	22,248	732	28	44,795	102,958	34,213
	CHANGE		9,495+	20,469+	1,033,464+	1,867+	64+	64,260+	1,129,555+	237,799+
	RURAL	73	9,553	55,574	1,050,648	1,651	49	99,555	1,216,981	263,606
		72	58	34,933	22,188	618	21	44,795	102,592	34,130
	CHANGE		9,495+	20,641+	1,028,460+	1,033+	28+	54,760+	1,114,389+	229,476+
	SHERIFF	73	0	835	7,704	70	5	6,013	14,622	4,233
		72	0	7,898	0	36	1	0	7,934	850
	CHANGE		0	7,063-	7,704+	34+	4+	6,013+	6,688+	3,383+
	STATE POLICE	73	9,553	54,739	1,042,944	1,581	44	93,542	1,202,359	259,373
		72	58	27,035	22,188	582	20	44,795	94,658	33,280
	CHANGE		9,495+	27,704+	1,020,756+	999+	24+	48,747+	1,107,701+	226,093+
	MUNICIPAL	73	0	0	5,064	948	43	9,500	15,512	8,406
		72	0	172	60	114	7	0	346	83
	CHANGE		0	172-	5,004+	834+	36+	9,500+	15,166+	8,323+
LOGAN PD		73	0	0	5,064	948	43	9,500	15,512	8,406
		72	0	172	60	114	7	0	346	83
	CHANGE		0	172-	5,004+	834+	36+	9,500+	15,166+	8,323+
MAN PD		73	0	0	0	0	0	0	0	0
		72	0	0	0	0	0	0	0	0
	CHANGE		0	0	0	0	0	0	0	0
MCDOWELL COUNTY	TOTAL	73	16,711	27,991	16,808	602	23	18,300	80,412	10,424
		72	940	54,315	21,700	590	20	28,350	145,895	38,731
	CHANGE		15,771+	66,324-	4,892-	12+	3+	10,050-	65,483-	28,307-

PAGE 16
VALUES OF PROPERTY STOLEN AND RECOVERED
PART I OFFENSES

			ROBBERY	BREAKING AND ENTERING	LARCENY $50 AND OVER $ STOLEN	LARCENY- UNDER $50 $ STOLEN	LARCENY- UNDER $50 NUM OF OFFENSES	AUTO THEFT	TOTAL VALUE STOLEN	TOTAL VALUE RECOVERED
	RURAL	73	16,711	21,821	16,608	587	22	18,300	74,027	6,987
		72	940	82,143	19,200	418	10	25,700	128,401	33,500
	CHANGE		15,771+	60,322-	2,592-	169+	12+	7,400-	54,374-	26,513-
	SHERIFF	73	141	2,039	995	125	8	0	3,300	1,664
		72	0	1,100	1,000	72	2	1,700	3,872	3,835
	CHANGE		141+	939+	5-	53+	6+	1,700-	572-	2,171-
	STATE POLICE	73	16,570	19,782	15,613	462	14	18,300	70,727	5,323
		72	940	81,043	18,200	346	8	24,000	124,529	29,665
	CHANGE		15,630+	61,261-	2,587-	116+	6+	5,700-	53,802-	24,342-
	MUNICIPAL	73	0	6,170	200	15	1	0	6,385	3,437
		72	0	12,172	2,500	172	10	2,650	17,494	5,231
	CHANGE		0	6,002-	2,300-	157-	9-	2,650-	11,109-	1,794-
KEYSTONE PD		73	0	0	0	0	0	0	0	0
		72	0	0	0	0	0	0	0	0
	CHANGE		0	0	0	0	0	0	0	0
WAR PD		73	0	0	0	0	0	0	0	0
		72	0	250	250	100	5	750	1,350	1,000
	CHANGE		0	250-	250-	100-	5-	750-	1,350-	1,000-
WELCH PD		73	0	950	200	0	0	0	1,150	937
		72	0	0	2,250	0	0	0	2,250	2,250
	CHANGE		0	950+	2,050-	0	0	0	1,100-	1,313-
ANAWALT PD		73	0	0	0	0	0	0	0	0
		72	0	0	0	0	0	0	0	0
	CHANGE		0	0	0	0	0	0	0	0
GARY PD		73	0	4,120	0	0	0	0	4,120	2,500
		72	0	0	0	35	1	0	35	0
	CHANGE		0	4,120+	0	35-	1-	0	4,085+	2,500+
NORTH FORK PD		73	0	0	0	15	1	0	15	0
		72	0	0	0	0	0	0	0	0
	CHANGE		0	0	0	15+	1+	0	15+	0
DAVY PD		73	0	0	0	0	0	0	0	0
		72	0	0	0	0	0	0	0	0
	CHANGE		0	0	0	0	0	0	0	0
KIMBALL PD		73	0	1,100	0	0	0	0	1,100	0
		72	0	10,922	0	10	1	0	10,932	68
	CHANGE		0	9,822-	0	10-	1-	0	9,832-	68-

PAGE 17
VALUES OF PROPERTY STOLEN AND RECOVERED
PART I OFFENSES

			ROBBERY	BREAKING AND ENTERING	LARCENY $50 AND OVER $ STOLEN	LARCENY- UNDER $50 $ STOLEN	LARCENY- UNDER $50 NUM OF OFFENSES	AUTO THEFT	TOTAL VALUE STOLEN	TOTAL VALUE RECOVERED
TEAGER PD		73	0	0	0	0	0	0	0	0
		72	0	1,000	0	27	3	1,900	2,927	1,913
	CHANGE		0	1,000-	0	27-	3-	1,900-	2,927-	1,913-
MARION COUNTY	TOTAL	73	3,531	93,128	148,369	3,688	165	108,197	356,913	156,133
		72	2,781	33,184	40,297	2,445	95	30,350	109,057	26,368
	CHANGE		750+	59,944+	108,072+	1,243+	70+	77,847+	247,856+	129,765+
	RURAL	73	325	18,263	128,449	295	14	54,237	201,569	62,276
		72	636	12,861	19,187	184	5	9,750	42,618	8,825
	CHANGE		311-	5,402+	109,262+	111+	9+	44,487+	158,951+	53,451+
	SHERIFF	73	325	12,409	108,503	218	8	43,475	164,930	54,126
		72	636	2,787	1,365	20	1	2,800	7,608	4,040
	CHANGE		311-	9,622+	107,136+	198+	7+	40,675+	157,322+	50,086+
	STATE POLICE	73	0	5,854	19,946	77	6	10,762	36,639	8,150
		72	0	10,074	17,822	164	4	6,950	35,010	4,785
	CHANGE		0	4,220-	2,124+	87-	2+	3,812+	1,629+	3,365+
	MUNICIPAL	73	3,206	74,865	19,920	3,393	151	53,960	155,344	93,857
		72	2,145	20,323	21,110	2,261	90	20,600	66,439	17,543
	CHANGE		1,061+	54,542+	1,190-	1,132+	61+	33,360+	88,905+	76,314+
FAIRMONT PD		73	3,206	74,289	17,908	3,280	144	53,460	152,143	93,269
		72	2,145	18,650	18,027	1,997	81	12,400	53,219	6,754
	CHANGE		1,061+	55,639+	119-	1,283+	63+	41,060+	98,924+	86,515+
MANNINGTON PD		73	0	541	2,012	110	6	100	2,763	153
		72	0	803	3,083	264	9	8,200	12,350	10,789
	CHANGE		0	262-	1,071-	154-	3-	8,100-	9,587-	10,636-
RIVESVILLE PD		73	0	0	0	0	0	0	0	0
		72	0	0	0	0	0	0	0	0
	CHANGE		0	0	0	0	0	0	0	0
MONONGAH PD		73	0	0	0	0	0	0	0	0
		72	0	450	0	0	0	0	450	0
	CHANGE		0	450-	0	0	0	0	450-	0
FAIRVIEW PD		73	0	0	0	0	0	0	0	0
		72	0	0	0	0	0	0	0	0
	CHANGE		0	0	0	0	0	0	0	0
FARMINGTON PD		73	0	0	0	0	0	0	0	0
		72	0	0	0	0	0	0	0	0
	CHANGE		0	0	0	0	0	0	0	0

PAGE 18
VALUES OF PROPERTY STOLEN AND RECOVERED
PART I OFFENSES

			ROBBERY	BREAKING AND ENTERING	LARCENY $50 AND OVER $ STOLEN	LARCENY- UNDER $50 $ STOLEN	LARCENY- UNDER $50 NUM OF OFFENSES	AUTO THEFT	TOTAL VALUE STOLEN	TOTAL VALUE RECOVERED
GRANT TOWN PD		73	0	35	0	3	1	400	438	435
		72	0	420	0	0	0	0	420	0
	CHANGE		0	385-	0	3+	1+	400+	18+	435+
MARSHALL COUNTY	TOTAL	73	3,465	20,940	15,750	3,352	174	49,975	93,482	33,005
		72	4,510	21,913	16,583	3,366	214	32,650	79,022	32,060
	CHANGE		1,045-	973-	833-	14-	40-	17,325+	14,460+	945+
	RURAL	73	495	13,652	7,802	412	17	22,550	44,911	13,679
		72	3,930	11,572	5,513	469	14	10,950	32,434	11,493
	CHANGE		3,435-	2,080+	2,289+	57-	3+	11,600+	12,477+	2,186+
	SHERIFF	73	0	6,927	3,976	197	8	3,800	14,900	3,944
		72	0	4,330	160	40	1	0	4,530	300
	CHANGE		0	2,597+	3,816+	157+	7+	3,800+	10,370+	3,644+
	STATE POLICE	73	495	6,725	3,826	215	9	18,750	30,011	9,735
		72	3,930	7,242	5,353	429	13	10,950	27,904	11,193
	CHANGE		3,435-	517-	1,527-	214-	4-	7,800+	2,107+	1,458-
	MUNICIPAL	73	2,970	7,288	7,948	2,940	157	27,425	48,571	19,326
		72	580	10,341	11,070	2,897	200	21,700	46,588	20,567
	CHANGE		2,390+	3,053-	3,122-	43+	43-	5,725+	1,983+	1,241-
BENWOOD PD		73	1,041	1,124	777	421	59	8,475	11,838	693
		72	0	535	914	501	56	700	2,650	1,247
	CHANGE		1,041+	589+	137-	80-	3+	7,775+	9,188+	554-
CAMERON PD		73	0	0	0	0	0	0	0	0
		72	0	0	0	0	0	0	0	0
	CHANGE		0	0	0	0	0	0	0	0
GLEN DALE PD		73	0	3,304	88	15	1	2,200	5,607	2,200
		72	0	7,204	784	30	1	1,500	9,518	3,839
	CHANGE		0	3,900-	696-	15-	0	700+	3,911-	1,639-
MCMECHEN PD		73	0	0	0	0	0	0	0	0
		72	0	0	0	0	0	0	0	0
	CHANGE		0	0	0	0	0	0	0	0
MOUNDSVILLE PD		73	1,929	2,866	7,083	2,504	97	16,750	31,126	16,433
		72	580	2,602	9,372	2,366	143	19,500	34,420	15,481
	CHANGE		1,349+	264+	2,289-	138+	46-	2,750-	3,294-	952+
MASON COUNTY	TOTAL	73	12,903	32,786	5,855	609	23	19,440	72,598	28,444
		72	2,740	6,891	3,146	568	23	61,350	74,695	55,318
	CHANGE		10,163+	25,895+	3,709+	41+	0	41,905-	2,097-	26,874-

PAGE 19
VALUES OF PROPERTY STOLEN AND RECOVERED
PART I OFFENSES

			ROBBERY	BREAKING AND ENTERING	LARCENY $50 AND OVER $ STOLEN	LARCENY- UNDER $50 $ STOLEN	LARCENY- UNDER $50 NUM OF OFFENSES	AUTO THEFT	TOTAL VALUE STOLEN	TOTAL VALUE RECOVERED
	RURAL	73	0	10,275	2,336	74	3	5,950	18,635	9,737
		72	40	2,093	1,230	65	2	6,200	9,628	4,096
	CHANGE		40-	8,182+	1,106+	9+	1+	250-	9,007+	5,641+
	SHERIFF	73	0	3,697	320	44	2	0	4,061	400
		72	40	110	0	0	0	2,300	2,450	1,000
	CHANGE		40-	3,587+	320+	44+	2+	2,300-	1,611+	600-
	STATE POLICE	73	0	6,578	2,016	30	1	5,950	14,574	9,337
		72	0	1,983	1,230	65	2	3,900	7,178	3,096
	CHANGE		0	4,595+	786+	35-	1-	2,050+	7,396+	6,241+
	MUNICIPAL	73	12,903	22,511	4,519	535	20	13,495	53,963	18,707
		72	2,700	4,798	1,916	503	21	55,150	65,067	51,222
	CHANGE		10,203+	17,713+	2,603+	32+	1-	41,655-	11,104-	32,515-
POINT PLEASANT PD		73	12,353	21,798	4,389	498	18	5,100	44,138	10,310
		72	0	4,085	1,846	447	19	52,550	58,928	47,997
	CHANGE		12,353+	17,713+	2,543+	51+	1-	47,450-	14,790-	37,687-
NEW HAVEN PD		73	550	648	0	0	0	8,395	9,593	8,395
		72	0	688	70	56	2	2,000	2,814	2,625
	CHANGE		550+	40-	70-	56-	2-	6,395+	6,779+	5,770+
MASON PD		73	0	65	130	37	2	0	232	2
		72	2,700	25	0	0	0	600	3,325	600
	CHANGE		2,700-	40+	130+	37+	2+	600-	3,093-	598-
MERCER COUNTY	TOTAL	73	5,731	126,560	56,191	4,992	214	66,441	259,915	76,031
		72	8,363	67,358	47,350	6,644	288	52,416	182,131	53,552
	CHANGE		2,632-	59,202+	8,841+	1,652-	74-	14,025+	77,784+	22,479+
	RURAL	73	1,678	47,117	19,068	917	33	24,371	93,151	35,123
		72	46	32,637	18,020	1,361	33	25,980	78,044	23,884
	CHANGE		1,632+	14,480+	1,048+	444-	0	1,609-	15,107+	11,239+
	SHERIFF	73	200	3,132	2,106	0	1	500	5,938	4,945
		72	46	7,381	851	0	0	0	8,278	2,945
	CHANGE		154+	4,249-	1,255+	0	1+	500+	2,340-	2,000+
	STATE POLICE	73	1,478	43,985	16,962	917	32	23,871	87,213	30,178
		72	0	25,256	17,169	1,361	33	25,980	69,766	20,939
	CHANGE		1,478+	18,729+	207-	444-	1-	2,109-	17,447+	9,239+
	MUNICIPAL	73	4,053	79,443	37,123	4,075	181	42,070	166,764	40,908
		72	8,317	34,721	29,330	5,283	255	26,436	104,087	29,668
	CHANGE		4,264-	44,722+	7,793+	1,208-	74-	15,634+	62,677+	11,240+

PAGE 20
VALUES OF PROPERTY STOLEN AND RECOVERED
PART I OFFENSES

			ROBBERY	BREAKING AND ENTERING	LARCENY $50 AND OVER $ STOLEN	LARCENY- UNDER $50 $ STOLEN	LARCENY- UNDER $50 NUM OF OFFENSES	AUTO THEFT	TOTAL VALUE STOLEN	TOTAL VALUE RECOVERED
ATHENS PD		73	0	2	150	0	0	0	152	0
		72	0	0	205	75	2	0	280	220
	CHANGE		0	2+	55-	75-	2-	0	128-	220-
BLUEFIELD PD		73	4,053	25,305	33,200	2,541	102	28,070	93,169	19,968
		72	8,317	30,853	24,541	3,820	195	19,536	87,067	20,857
	CHANGE		4,264-	5,548-	8,659+	1,279-	93-	8,534+	6,102+	889-
PRINCETON PD		73	0	54,136	3,773	1,534	79	14,000	73,443	20,940
		72	0	3,868	4,584	1,388	58	2,400	12,240	4,091
	CHANGE		0	50,268+	811-	146+	21+	11,600+	61,203+	16,849+
MATOAKA PD		73	0	0	0	0	0	0	0	0
		72	0	0	0	0	0	4,500	4,500	4,500
	CHANGE		0	0	0	0	0	4,500-	4,500-	4,500-
BRAMWELL PD		73	0	0	0	0	0	0	0	0
		72	0	0	0	0	0	0	0	0
	CHANGE		0	0	0	0	0	0	0	0
MINERAL COUNTY	TOTAL	73	2,185	63,186	8,744	679	31	14,545	89,339	18,850
		72	150	16,500	30,474	836	31	8,100	56,060	18,595
	CHANGE		2,035+	46,686+	21,730-	157-	0	6,445+	33,279+	255+
	RURAL	73	0	61,390	5,956	313	11	10,050	77,709	12,050
		72	0	13,751	28,880	618	24	8,100	51,349	18,144
	CHANGE		0	47,639+	22,924-	305-	13-	1,950+	26,360+	6,094-
	SHERIFF	73	0	0	0	0	0	0	0	0
		72	0	89	0	0	0	1,200	1,289	79
	CHANGE		0	89-	0	0	0	1,200-	1,289-	79-
	STATE POLICE	73	0	61,390	5,956	313	11	10,050	77,709	12,050
		72	0	13,662	28,880	618	24	6,900	50,060	18,065
	CHANGE		0	47,728+	22,924-	305-	13-	3,150+	27,649+	6,015-
	MUNICIPAL	73	2,185	1,796	2,788	366	20	4,495	11,630	6,800
		72	150	2,749	1,594	218	7	0	4,711	451
	CHANGE		2,035+	953-	1,194+	148+	13+	4,495+	6,919+	6,349+
KEYSER PD		73	2,185	1,721	2,788	366	20	495	7,555	2,800
		72	150	2,601	1,594	188	6	0	4,533	451
	CHANGE		2,035+	880-	1,194+	178+	14+	495+	3,022+	2,349+
PIEDMONT PD		73	0	75	0	0	0	0	75	0
		72	0	0	0	0	0	0	0	0
	CHANGE		0	75+	0	0	0	0	75+	0

PAGE 21
VALUES OF PROPERTY STOLEN AND RECOVERED
PART I OFFENSES

			ROBBERY	BREAKING AND ENTERING	LARCENY $50 AND OVER $ STOLEN	LARCENY- UNDER $50 $ STOLEN	LARCENY- UNDER $50 NUM OF OFFENSES	AUTO THEFT	TOTAL VALUE STOLEN	TOTAL VALUE RECOVERED
RIDGELEY PD		73	0	0	0	0	0	4,000	4,000	4,000
		72	0	148	0	30	1	0	178	0
	CHANGE		0	148-	0	30-	1-	4,000+	3,822+	4,000+
MINGO COUNTY	TOTAL	73	580	68,554	53,828	1,677	67	70,350	194,989	45,779
		72	7,260	31,774	22,284	370	14	58,200	119,888	26,367
	CHANGE		6,680-	36,780+	31,544+	1,307+	53+	12,150+	75,101+	19,412+
	RURAL	73	245	55,511	39,053	549	18	57,350	152,708	38,301
		72	7,080	30,008	21,504	280	9	55,800	114,672	25,052
	CHANGE		6,835-	25,503+	17,549+	269+	9+	1,550+	38,036+	13,249+
	SHERIFF	73	0	9,500	75	25	1	4,450	14,050	2,830
		72	80	795	342	5	1	9,000	10,222	5,152
	CHANGE		80-	8,705+	267-	20+	0	4,550-	3,828+	2,322-
	STATE POLICE	73	245	46,011	38,978	524	17	52,900	138,658	35,471
		72	7,000	29,213	21,162	275	8	46,800	104,450	19,900
	CHANGE		6,755-	16,798+	17,816+	249+	9+	6,100+	34,208+	15,571+
	MUNICIPAL	73	335	13,043	14,775	1,128	49	13,000	42,281	7,478
		72	180	1,766	780	90	5	2,400	5,216	1,315
	CHANGE		155+	11,277+	13,995+	1,038+	44+	10,600+	37,065+	6,163+
GILBERT PD		73	0	2,623	0	3	1	0	2,626	3
		72	0	0	0	0	0	0	0	0
	CHANGE		0	2,623+	0	3+	1+	0	2,626+	3+
WILLIAMSON PD		73	335	9,920	14,775	1,125	48	13,000	39,155	7,475
		72	180	1,071	650	90	5	2,400	4,391	1,070
	CHANGE		155+	8,849+	14,125+	1,035+	43+	10,600+	34,764+	6,405+
KERMIT PD		73	0	0	0	0	0	0	0	0
		72	0	0	0	0	0	0	0	0
	CHANGE		0	0	0	0	0	0	0	0
DELBARTON PD		73	0	0	0	0	0	0	0	0
		72	0	695	130	0	0	0	825	245
	CHANGE		0	695-	130-	0	0	0	825-	245-
MATEWAN PD		73	0	500	0	0	0	0	500	0
		72	0	0	0	0	0	0	0	0
	CHANGE		0	500+	0	0	0	0	500+	0
MONONGALIA COUNTY TOTAL		73	580	51,312	42,538	1,026	39	106,125	201,581	56,444
		72	5,766	86,706	38,361	1,386	56	108,930	241,149	57,572
	CHANGE		5,186-	35,394-	4,177+	360-	17-	2,805-	39,568-	1,128-

PAGE 22
VALUES OF PROPERTY STOLEN AND RECOVERED
PART I OFFENSES

			ROBBERY	BREAKING AND ENTERING	LARCENY $50 AND OVER $ STOLEN	LARCENY- UNDER $50 $ STOLEN	LARCENY- UNDER $50 NUM OF OFFENSES	AUTO THEFT	TOTAL VALUE STOLEN	TOTAL VALUE RECOVERED
	RURAL	73	201	34,363	34,335	709	22	26,625	96,233	24,464
		72	5,332	36,437	31,200	829	27	41,555	115,353	19,173
	CHANGE		5,131-	2,074-	3,135+	120-	5-	14,930-	19,120-	5,291+
	SHERIFF	73	16	15,670	13,269	431	12	3,500	32,886	3,620
		72	225	22,338	16,602	447	12	500	40,112	1,463
	CHANGE		209-	6,668-	3,333-	16-	0	3,000+	7,226-	2,157+
	STATE POLICE	73	185	18,693	21,066	278	10	23,125	63,347	20,844
		72	5,107	14,099	14,598	382	15	41,055	75,241	17,710
	CHANGE		4,922-	4,594+	6,468+	104-	5-	17,930-	11,894-	3,134+
	MUNICIPAL	73	379	16,949	8,203	317	17	79,500	105,348	31,980
		72	434	50,269	7,161	557	29	67,375	125,796	38,399
	CHANGE		55-	33,320-	1,042+	240-	12-	12,125+	20,448-	6,419-
MORGANTOWN PD		73	379	16,949	8,203	301	15	79,500	105,332	31,964
		72	352	50,269	7,161	550	27	67,275	125,607	38,292
	CHANGE		27+	33,320-	1,042+	249-	12-	12,225+	20,275-	6,328-
STAR CITY PD		73	0	0	0	16	2	0	16	16
		72	82	0	0	7	2	100	189	107
	CHANGE		82-	0	0	9+	0	100-	173-	91-
MONROE COUNTY	TOTAL	73	0	23,912	3,345	130	6	300	27,687	3,657
		72	0	14,127	9,350	172	7	9,975	33,624	9,624
	CHANGE		0	9,785+	6,005-	42-	1-	9,675-	5,937-	5,967-
	RURAL	73	0	23,912	3,345	130	6	300	27,687	3,657
		72	0	14,127	9,350	172	7	9,975	33,624	9,624
	CHANGE		0	9,785+	6,005-	42-	1-	9,675-	5,937-	5,967-
	SHERIFF	73	0	5,401	2,650	50	2	0	8,101	378
		72	0	976	4,600	74	2	2,275	7,925	2,218
	CHANGE		0	4,425+	1,950-	24-	0	2,275-	176+	1,840-
	STATE POLICE	73	0	18,511	695	80	4	300	19,586	3,279
		72	0	13,151	4,750	98	5	7,700	25,699	7,406
	CHANGE		0	5,360+	4,055-	18-	1-	7,400-	6,113-	4,127-
	MUNICIPAL	73	0	0	0	0	0	0	0	0
		72	0	0	0	0	0	0	0	0
	CHANGE		0	0	0	0	0	0	0	0
UNION PD		73	0	0	0	0	0	0	0	0
		72	0	0	0	0	0	0	0	0
	CHANGE		0	0	0	0	0	0	0	0

PAGE 23
VALUES OF PROPERTY STOLEN AND RECOVERED
PART I OFFENSES

			ROBBERY	BREAKING AND ENTERING	LARCENY $50 AND OVER $ STOLEN	LARCENY- UNDER $50 $ STOLEN	LARCENY- UNDER $50 NUM OF OFFENSES	AUTO THEFT	TOTAL VALUE STOLEN	TOTAL VALUE RECOVERED
MORGAN COUNTY	TOTAL	73	0	19,674	8,084	494	18	375	28,627	3,181
		72	35	27,059	7,294	521	21	17,114	52,023	13,945
	CHANGE		35-	7,385-	790+	27-	3-	16,739-	23,396-	10,764-
	RURAL	73	0	19,174	8,084	494	17	375	28,127	3,031
		72	35	27,054	7,294	506	20	17,114	52,003	13,930
	CHANGE		35-	7,880-	790+	12-	3-	16,739-	23,876-	10,899-
	SHERIFF	73	0	10,926	5,181	344	12	0	16,451	1,292
		72	0	6,640	4,450	104	3	1,500	12,694	1,630
	CHANGE		0	4,286+	731+	240+	9+	1,500-	3,757+	338-
	STATE POLICE	73	0	8,248	2,903	150	5	375	11,676	1,739
		72	35	20,414	2,844	402	17	15,614	39,309	12,300
	CHANGE		35-	12,166-	59+	252-	12-	15,239-	27,633-	10,561-
	MUNICIPAL	73	0	500	0	0	1	0	500	150
		72	0	5	0	15	1	0	20	15
	CHANGE		0	495+	0	15-	0	0	480+	135+
BERKELEY SPRINGS PD		73	0	0	0	0	0	0	0	0
		72	0	0	0	0	0	0	0	0
	CHANGE		0	0	0	0	0	0	0	0
PAW-PAW PD		73	0	500	0	0	1	0	500	150
		72	0	5	0	15	1	0	20	15
	CHANGE		0	495+	0	15-	0	0	480+	135+
NICHOLAS COUNTY	TOTAL	73	0	9,023	28,037	483	20	11,720	49,263	27,005
		72	85	22,284	34,007	923	33	24,425	81,724	24,039
	CHANGE		85-	13,261-	5,970-	440-	13-	12,705-	32,461-	2,966+
	RURAL	73	0	6,056	18,150	124	6	9,195	33,525	14,197
		72	85	20,340	31,782	589	20	15,200	67,696	17,798
	CHANGE		85-	13,284-	13,632-	465-	14-	6,005-	34,171-	3,601-
	SHERIFF	73	0	1,368	950	35	1	0	2,353	935
		72	0	2,168	5,935	215	7	250	8,568	2,537
	CHANGE		0	800-	4,985-	180-	6-	250-	6,215-	1,602-
	STATE POLICE	73	0	4,688	17,200	89	5	9,195	31,172	13,262
		72	85	17,872	25,847	374	13	14,950	59,128	15,261
	CHANGE		85-	13,184-	8,647-	285-	8-	5,755-	27,956-	1,999-
	MUNICIPAL	73	0	2,967	9,887	359	14	2,525	15,738	12,808
		72	0	2,244	2,225	334	13	9,225	14,028	6,241
	CHANGE		0	723+	7,662+	25+	1+	6,700-	1,710+	6,567+

PAGE 24
VALUES OF PROPERTY STOLEN AND RECOVERED
PART I OFFENSES

			ROBBERY	BREAKING AND ENTERING	LARCENY $50 AND OVER $ STOLEN	LARCENY- UNDER $50 $ STOLEN	LARCENY- UNDER $50 NUM OF OFFENSES	AUTO THEFT	TOTAL VALUE STOLEN	TOTAL VALUE RECOVERED
RICHWOOD PD		73	0	1,287	1,330	196	7	0	2,813	560
		72	0	335	1,478	0	0	5,100	6,913	5,310
	CHANGE		0	952+	148-	196+	7+	5,100-	4,100-	4,750-
SUMMERSVILLE PD		73	0	1,680	8,557	163	7	2,525	12,925	12,248
		72	0	1,909	747	334	13	4,125	7,115	931
	CHANGE		0	229-	7,810+	171-	6-	1,600-	5,810+	11,317+
OHIO COUNTY	TOTAL	73	11,523	51,009	134,569	7,774	319	80,822	286,597	67,034
		72	7,240	62,664	88,129	7,406	301	120,360	285,799	113,918
	CHANGE		4,283+	10,755-	46,440+	368+	18+	39,538-	798+	46,884-
	RURAL	73	166	5,644	63,069	537	19	4,625	74,041	13,739
		72	3,987	17,985	12,480	316	12	26,335	61,103	25,575
	CHANGE		3,821-	12,341-	50,589+	221+	7+	21,710-	12,938+	11,836-
	SHERIFF	73	0	3,225	1,115	445	16	200	4,985	730
		72	0	13,260	3,670	205	8	4,035	21,170	4,750
	CHANGE		0	10,035-	2,555-	240+	8+	3,835-	16,185-	4,020-
	STATE POLICE	73	166	2,419	61,954	92	3	4,425	69,056	13,009
		72	3,987	4,725	8,810	111	4	22,300	39,933	20,825
	CHANGE		3,821-	2,306-	53,144+	19-	1-	17,875-	29,123+	7,816-
	MUNICIPAL	73	11,357	46,265	71,500	7,237	300	76,197	212,556	53,295
		72	3,253	44,679	75,649	7,090	289	94,025	224,696	88,343
	CHANGE		8,104+	1,586+	4,149-	147+	11+	17,828-	12,140-	35,048-
WHEELING PD		73	11,357	46,265	71,500	7,237	300	76,197	212,556	53,295
		72	3,253	44,679	75,649	7,090	289	94,025	224,696	88,343
	CHANGE		8,104+	1,586+	4,149-	147+	11+	17,828-	12,140-	35,048-
TRIADELPHIA PD		73	0	0	0	0	0	0	0	0
		72	0	0	0	0	0	0	0	0
	CHANGE		0	0	0	0	0	0	0	0
WETZEL COUNTY	TOTAL	73	188	1,243	3,650	123	5	0	5,204	418
		72	0	4,832	3,366	100	4	1,150	9,448	1,833
	CHANGE		188+	3,589-	284+	23+	1+	1,150-	4,244-	1,415-
	RURAL	73	188	1,158	3,332	74	4	0	4,752	354
		72	0	4,832	3,366	80	3	1,150	9,428	1,833
	CHANGE		188+	3,674-	34-	6-	1+	1,150-	4,676-	1,479-
	SHERIFF	73	0	0	0	0	0	0	0	0
		72	0	666	0	0	0	0	666	666
	CHANGE		0	666-	0	0	0	0	666-	666-

PAGE 25
VALUES OF PROPERTY STOLEN AND RECOVERED
PART I OFFENSES

			ROBBERY	BREAKING AND ENTERING	LARCENY $50 AND OVER $ STOLEN	LARCENY- UNDER $50 $ STOLEN	LARCENY- UNDER $50 NUM OF OFFENSES	AUTO THEFT	TOTAL VALUE STOLEN	TOTAL VALUE RECOVERED
FRANKLIN PD	STATE POLICE	73	188	1,158	3,332	74	4	0	4,752	354
		72	0	4,166	3,366	80	3	1,150	8,762	1,167
	CHANGE		188+	3,008-	34-	6-	1+	1,150-	4,010-	813-
	MUNICIPAL	73	0	85	318	49	1	0	452	64
		72	0	0	0	20	1	0	20	0
	CHANGE		0	85+	318+	29+	0	0	432+	64+
		73	0	85	318	49	1	0	452	64
		72	0	0	0	20	1	0	20	0
	CHANGE		0	85+	318+	29+	0	0	432+	64+
PLEASANTS COUNTY	TOTAL	73	201	5,481	3,475	179	9	5,300	14,636	5,400
		72	0	3,490	3,917	99	4	3,600	11,106	3,778
	CHANGE		201+	1,991+	442-	80+	5+	1,700+	3,530+	1,622+
	RURAL	73	200	2,453	1,325	112	4	5,300	9,390	5,300
		72	0	3,184	3,917	99	4	3,600	10,800	3,700
	CHANGE		200+	731-	2,592-	13+	0	1,700+	1,410-	1,600+
	SHERIFF	73	0	300	0	0	0	0	300	0
		72	0	70	0	0	0	0	70	0
	CHANGE		0	230+	0	0	0	0	230+	0
	STATE POLICE	73	200	2,153	1,325	112	4	5,300	9,090	5,300
		72	0	3,114	3,917	99	4	3,600	10,730	3,700
	CHANGE		200+	961-	2,592-	13+	0	1,700+	1,640-	1,600+
	MUNICIPAL	73	1	3,028	2,150	67	5	0	5,246	100
		72	0	306	0	0	0	0	306	78
	CHANGE		1+	2,722+	2,150+	67+	5+	0	4,940+	22+
ST MARYS PD		73	1	3,028	2,150	67	5	0	5,246	10
		72	0	306	0	0	0	0	306	78
	CHANGE		1+	2,722+	2,150+	67+	5+	0	4,940+	22+
POCAHONTAS COUNTY	TOTAL	73	0	3,706	4,917	112	6	3,038	11,773	4,185
		72	0	6,803	128	0	0	7,945	14,876	8,393
	CHANGE		0	3,097-	4,789+	112+	6+	4,907-	3,103-	4,208-
	RURAL	73	0	3,701	4,501	112	6	2,712	11,026	3,509
		72	0	6,803	128	0	0	7,945	14,876	8,393
	CHANGE		0	3,102-	4,373+	112+	6+	5,233-	3,850-	4,884-
	SHERIF	73	0	2,006	1,315	95	3	300	3,716	1,097
		72	0	962	0	0	0	950	1,912	372
	CHANGE		0	1,044+	1,315+	95+	3+	650-	1,804+	725+

PAGE 26
VALUES OF PROPERTY STOLEN AND RECOVERED
PART I OFFENSES

			ROBBERY	BREAKING AND ENTERING	LARCENY $50 AND OVER $ STOLEN	LARCENY- UNDER $50 $ STOLEN	LARCENY- UNDER $50 NUM OF OFFENSES	AUTO THEFT	TOTAL VALUE STOLEN	TOTAL VALUE RECOVERED
MARLINTON PD	STATE POLICE	73	0	1,695	3,186	17	3	2,412	7,310	2,412
		72	0	5,841	128	0	0	6,995	12,964	8,021
	CHANGE		0	4,146-	3,058+	17+	3+	4,583-	5,654-	5,609-
	MUNICIPAL	73	0	5	416	0	0	326	747	676
		72	0	0	0	0	0	0	0	0
	CHANGE		0	5+	416+	0	0	326+	747+	676+
		73	0	5	416	0	0	326	747	676
		72	0	0	0	0	0	0	0	0
	CHANGE		0	5+	416+	0	0	326+	747+	676+
PRESTON COUNTY	TOTAL	73	37,560	13,084	15,402	1,201	44	22,681	89,928	15,010
		72	5,954	81,416	23,731	1,091	49	16,100	128,292	21,193
	CHANGE		31,606+	68,332-	8,329-	110+	5-	6,581+	38,364-	6,183-
	RURAL	73	37,560	11,740	13,306	962	33	17,781	81,349	12,490
		72	3,217	78,711	22,095	861	35	12,100	116,984	13,683
	CHANGE		34,343+	66,971-	8,789-	101+	2-	5,681+	35,635-	1,193-
	SHERIFF	73	1,423	9,140	8,248	608	21	16,188	35,607	11,294
		72	2,864	21,490	15,448	465	17	4,900	45,167	8,013
	CHANGE		1,441-	12,350-	7,200-	143+	4+	11,288+	9,560-	3,281+
	STATE POLICE	73	36,137	2,600	5,058	354	12	1,593	45,742	1,196
		72	353	57,221	6,647	396	18	7,200	71,817	5,670
	CHANGE		35,784+	54,621-	1,589-	42-	6-	5,607-	26,075-	4,474-
	MUNICIPAL	73	0	1,344	2,096	239	11	4,900	8,579	2,520
		72	2,737	2,705	1,636	230	10	4,000	11,308	7,510
	CHANGE		2,737-	1,361-	460+	9+	1+	900+	2,729-	4,990-
KINGWOOD PD		73	0	569	2,096	209	9	2,900	5,774	430
		72	0	670	1,386	230	10	0	2,286	168
	CHANGE		0	101-	710+	21-	1-	2,900+	3,488+	262+
TERRA ALTA PD		73	0	0	0	0	0	2,000	2,000	2,000
		72	2,737	1,460	0	0	0	4,000	8,197	6,737
	CHANGE		2,737-	1,460-	0	0	0	2,000-	6,197-	4,737-
ROWLESBURG PD		73	0	0	0	0	0	0	0	0
		72	0	0	0	0	0	0	0	0
	CHANGE		0	0	0	0	0	0	0	0
MASONTOWN PD		73	0	775	0	30	2	0	805	90
		72	0	575	250	0	0	0	825	605
	CHANGE		0	200+	250-	30+	2+	0	20-	515-

PAGE 27
VALUES OF PROPERTY STOLEN AND RECOVERED
PART I OFFENSES

			ROBBERY	BREAKING AND ENTERING	LARCENY $50 AND OVER $ STOLEN	LARCENY- UNDER $50 $ STOLEN	LARCENY- UNDER $50 NUM OF OFFENSES	AUTO THEFT	TOTAL VALUE STOLEN	TOTAL VALUE RECOVERED
NEWBURG PD		73	0	0	0	0	0	0	0	0
		72	0	0	0	0	0	0	0	0
	CHANGE		0	0	0	0	0	0	0	0
TUNNELTON PD		73	0	0	0	0	0	0	0	0
		72	0	0	0	0	0	0	0	0
	CHANGE		0	0	0	0	0	0	0	0
PUTNAM COUNTY	TOTAL	73	0	43,089	25,481	3,051	33	34,050	105,671	29,920
		72	465	19,454	14,568	884	31	22,568	57,939	19,982
	CHANGE		465-	23,635+	10,913+	2,167+	2+	11,482+	47,732+	9,938+
	RURAL	73	0	43,089	24,958	3,006	30	34,050	105,074	29,807
		72	465	18,716	14,128	779	27	22,368	56,458	19,782
	CHANGE		465-	24,342+	10,830+	2,227+	3+	11,682+	48,616+	10,025+
	SHERIFF	73	0	20,589	6,066	686	7	3,500	40,841	10,207
		72	435	4,212	3,248	144	5	2,000	10,039	2,864
	CHANGE		435-	26,377+	2,818+	542+	2+	1,500+	30,802+	7,343+
	STATE POLICE	73	0	12,471	18,892	2,320	23	30,550	64,233	19,600
		72	30	14,506	10,880	635	22	20,368	46,419	16,918
	CHANGE		30-	2,035-	8,012+	1,685+	1+	10,182+	17,814+	2,682+
	MUNICIPAL	73	0	29	523	45	3	0	597	113
		72	0	736	440	105	4	200	1,481	200
	CHANGE		0	707-	83+	60-	1-	200-	884-	87-
HURRICANE PD		73	0	29	523	45	3	0	597	113
		72	0	736	440	105	4	200	1,481	200
	CHANGE		0	707-	83+	60-	1-	200-	884-	87-
RALEIGH COUNTY	TOTAL	73	29,252	52,997	69,515	5,125	297	111,215	268,104	135,155
		72	1,850	91,297	136,106	5,545	339	95,050	329,848	167,929
	CHANGE		27,402+	38,300-	66,591-	420-	42-	16,165+	61,744-	32,774-
	RURAL	73	90	28,894	31,155	529	27	33,345	94,011	42,354
		72	146	56,699	109,403	792	28	47,550	214,590	116,732
	CHANGE		56-	27,805-	78,250-	263-	1-	14,205-	120,579-	74,378-
	SHERIFF	73	0	2,791	165	2	1	10,700	13,658	11,302
		72	35	944	361	112	5	5,250	6,702	5,664
	CHANGE		35-	1,847+	196-	110-	4-	5,450+	6,956+	5,638+
	STATE POLICE	73	90	26,103	30,988	527	26	22,645	80,353	31,052
		72	111	55,755	109,042	680	23	42,300	207,888	111,068
	CHANGE		21-	29,652-	78,054-	153-	3+	19,655-	127,535-	80,016-

PAGE 28
VALUES OF PROPERTY STOLEN AND RECOVERED
PART I OFFENSES

			ROBBERY	BREAKING AND ENTERING	LARCENY $50 AND OVER $ STOLEN	LARCENY- UNDER $50 $ STOLEN	LARCENY- UNDER $50 NUM OF OFFENSES	AUTO THEFT	TOTAL VALUE STOLEN	TOTAL VALUE RECOVERED
	MUNICIPAL	73	29,162	24,103	38,362	4,596	270	77,870	174,093	92,801
		72	1,704	34,598	26,703	4,753	311	47,500	115,258	51,197
	CHANGE		27,458+	10,495-	11,659+	157-	41-	30,370+	58,835+	41,604+
BECKLEY PD		73	25,462	22,741	38,362	4,571	269	77,870	169,006	91,414
		72	1,704	33,017	21,070	4,693	309	44,000	104,484	50,987
	CHANGE		23,758+	10,276-	17,292+	122-	40-	33,870+	64,522+	40,427+
MABSCOTT PD		73	0	0	0	25	1	0	25	25
		72	0	1,281	175	35	1	0	1,491	110
	CHANGE		0	1,281-	175-	10-	0	0	1,466-	85-
SOPHIA PD		73	3,700	1,362	0	0	0	0	5,062	1,362
		72	0	300	5,458	25	1	3,500	9,283	100
	CHANGE		3,700+	1,062+	5,458-	25-	1-	3,500-	4,221-	1,262+
RANDOLPH COUNTY	TOTAL	73	0	24,756	18,301	2,114	76	10,995	56,166	16,928
		72	205	20,837	14,315	1,751	82	29,925	67,033	29,284
	CHANGE		205-	3,919+	3,986+	363+	6-	18,930-	10,867-	12,356-
	RURAL	73	0	21,328	10,357	645	21	6,395	38,725	10,233
		72	150	11,957	9,445	352	17	7,325	29,229	5,905
	CHANGE		150-	9,371+	912+	293+	4+	930-	9,496+	4,328+
	SHERIFF	73	0	30	0	0	0	0	30	0
		72	0	0	0	0	0	0	0	0
	CHANGE		0	30+	0	0	0	0	30+	0
	STATE POLICE	73	0	21,298	10,357	645	21	6,395	38,695	10,233
		72	150	11,957	9,445	352	17	7,325	29,229	5,905
	CHANGE		150-	9,341+	912+	293+	4+	930-	9,466+	4,328+
	MUNICIPAL	73	0	3,428	7,944	1,469	55	4,600	17,441	6,695
		72	55	8,880	4,870	1,399	65	22,600	37,804	23,379
	CHANGE		55-	5,452-	3,074+	70+	10-	18,000-	20,363-	16,684-
ELKINS PD		73	0	3,428	7,944	1,469	55	4,600	17,441	6,695
		72	55	8,880	4,870	1,399	65	22,600	37,804	23,379
	CHANGE		55-	5,452-	3,074+	70+	10-	18,000-	20,363-	16,684-
RITCHIE COUNTY	TOTAL	73	0	5,452	1,676	75	3	10,775	17,978	11,750
		72	0	5,380	3,147	95	4	2,700	11,322	2,632
	CHANGE		0	72+	1,471-	20-	1-	8,075+	6,656+	9,118+
	RURAL	72	0	5,291	1,601	75	3	10,775	17,742	11,750
		72	0	5,356	3,147	95	4	2,700	11,300	2,632
	CHANGE		0	67-	1,546-	20-	1-	8,075+	6,442+	9,118+

PAGE 29
VALUES OF PROPERTY STOLEN AND RECOVERED
PART I OFFENSES

			ROBBERY	BREAKING AND ENTERING	LARCENY $50 AND OVER $ STOLEN	LARCENY- UNDER $50 $ STOLEN	LARCENY- UNDER $50 NUM OF OFFENSES	AUTO THEFT	TOTAL VALUE STOLEN	TOTAL VALUE RECOVERED
	SHERIFF	73	0	943	180	20	1	0	1,143	100
		72	0	169	148	0	0	0	317	0
	CHANGE		0	774+	32+	20+	1+	0	826+	100+
	STATE POLICE	73	0	4,348	1,421	55	2	10,775	16,599	11,650
		72	0	5,189	2,999	95	4	2,700	10,983	2,632
	CHANGE		0	841-	1,578-	40-	2-	8,075+	5,616+	9,018+
	MUNICIPAL	73	0	161	75	0	0	0	236	0
		72	0	22	0	0	0	0	22	0
	CHANGE		0	139+	75+	0	0	0	214+	0
PENNSBORO PD		73	0	161	75	0	0	0	236	0
		72	0	22	0	0	0	0	22	0
	CHANGE		0	139+	75+	0	0	0	214+	0
ROANE COUNTY	TOTAL	73	0	3,636	15,283	110	5	6,800	25,829	8,772
		72	8	5,587	5,530	753	29	5,350	17,228	6,231
	CHANGE		8-	1,951-	9,753+	643-	24-	1,450+	8,601+	2,541+
	RURAL	73	0	3,636	15,103	110	5	4,800	23,649	6,772
		72	8	5,437	5,110	753	29	1,350	12,658	2,101
	CHANGE		8-	1,801-	9,993+	643-	24-	3,450+	10,991+	4,671+
	SHERIFF	73	0	330	150	0	0	0	480	180
		72	0	0	0	0	0	0	0	0
	CHANGE		0	330+	150+	0	0	0	480+	180+
	STATE POLICE	73	0	3,306	14,953	110	5	4,800	23,169	6,592
		72	8	5,437	5,110	753	29	1,350	12,658	2,101
	CHANGE		8-	2,131-	9,843+	643-	24-	3,450+	10,511+	4,491+
	MUNICIPAL	73	0	0	180	0	0	2,000	2,180	2,000
		72	0	150	420	0	0	4,000	4,570	4,130
	CHANGE		0	150-	240-	0	0	2,000-	2,390-	2,130-
SPENCER PD		73	0	0	180	0	0	2,000	2,180	2,000
		72	0	150	420	0	0	4,000	4,570	4,130
	CHANGE		0	150-	240-	0	0	2,000-	2,390-	2,130-
SUMMERS COUNTY	TOTAL	73	0	7,527	3,085	149	5	650	11,411	2,446
		72	0	3,661	2,829	96	3	1,300	7,886	2,740
	CHANGE		0	3,866+	256+	53+	2+	650-	3,525+	294-
	RURAL	73	0	5,576	2,960	67	2	150	8,753	1,080
		72	0	1,437	2,625	96	3	0	4,158	1,236
	CHANGE		0	4,139+	335+	29-	1-	150+	4,595+	156-

PAGE 30
VALUES OF PROPERTY STOLEN AND RECOVERED
PART I OFFENSES

			ROBBERY	BREAKING AND ENTERING	LARCENY $50 AND OVER $ STOLEN	LARCENY- UNDER $50 $ STOLEN	LARCENY- UNDER $50 NUM OF OFFENSES	AUTO THEFT	TOTAL VALUE STOLEN	TOTAL VALUE RECOVERED
	SHERIFF	73	0	0	0	0	0	0	0	0
		72	0	0	0	0	0	0	0	0
	CHANGE		0	0	0	0	0	0	0	0
	STATE POLICE	73	0	5,576	2,960	67	2	150	8,753	1,080
		72	0	1,437	2,625	96	3	0	4,158	1,236
	CHANGE		0	4,139+	335+	29-	1-	150+	4,595+	156-
	MUNICIPAL	73	0	1,951	125	82	3	500	2,658	1,366
		72	0	2,224	204	0	0	1,300	3,728	1,504
	CHANGE		0	273-	79-	82+	3+	800-	1,070-	138-
HINTON PD		73	0	1,951	125	82	3	500	2,658	1,366
		72	0	2,224	204	0	0	1,300	3,728	1,504
	CHANGE		0	273-	79-	82+	3+	800-	1,070-	138-
TAYLOR COUNTY	TOTAL	73	0	4,704	2,077	58	2	10,845	17,684	13,068
		72	0	7,806	2,120	254	10	6,580	16,760	3,590
	CHANGE		0	3,102-	43-	196-	8-	4,265+	924+	9,478+
	RURAL	73	0	3,910	2,077	0	0	8,845	14,832	10,245
		72	0	4,806	2,067	219	9	5,880	12,972	2,802
	CHANGE		0	896-	10+	219-	9-	2,965+	1,860+	7,443+
	SHERIFF	73	0	1,414	1,127	0	0	3,700	6,241	3,790
		72	0	3,896	818	218	8	2,200	7,132	2,552
	CHANGE		0	2,482-	309+	218-	8-	1,500+	891-	1,238+
	STATE POLICE	73	0	2,496	950	0	0	5,145	8,591	6,455
		72	0	910	1,249	1	1	3,680	5,840	250
	CHANGE		0	1,586+	299-	1-	1-	1,465+	2,751+	6,205+
	MUNICIPAL	73	0	794	0	58	2	2,000	2,852	2,823
		72	0	3,000	53	35	1	700	3,788	788
	CHANGE		0	2,206-	53-	23+	1+	1,300+	936-	2,035+
GRAFTON PD		73	0	794	0	58	2	2,000	2,852	2,823
		72	0	3,000	53	35	1	700	3,788	788
	CHANGE		0	2,206-	53-	23+	1+	1,300+	936-	2,035+
TUCKER COUNTY	TOTAL	73	0	5,130	15,858	266	13	19,325	40,579	19,952
		72	0	1,678	18,729	514	15	13,150	34,071	13,907
	CHANGE		0	3,452+	2,871-	248-	2-	6,175+	6,508+	6,045+
	RURAL	73	0	4,923	15,497	261	12	14,025	34,706	14,284
		72	0	1,403	18,729	371	10	12,550	33,053	12,944
	CHANGE		0	3,520+	3,232-	110-	2+	1,475+	1,653+	1,342+

PAGE 31
VALUES OF PROPERTY STOLEN AND RECOVERED
PART I OFFENSES

			ROBBERY	BREAKING AND ENTERING	LARCENY $50 AND OVER $ STOLEN	LARCENY- UNDER $50 $ STOLEN	LARCENY- UNDER $50 NUM OF OFFENSES	AUTO THEFT	TOTAL VALUE STOLEN	TOTAL VALUE RECOVERED
	SHERIFF	73	0	0	906	45	1	1,650	2,601	1,865
		72	0	0	0	30	1	0	30	20
	CHANGE		0	0	906+	15+	0	1,650+	2,571+	1,845+
	STATE POLICE	73	0	4,923	14,591	216	11	12,375	32,105	12,421
		72	0	1,403	18,729	341	9	12,550	33,023	12,924
	CHANGE		0	3,520+	4,138-	125-	2+	175-	918-	503-
	MUNICIPAL	73	0	207	361	5	1	5,300	5,873	5,666
		72	0	275	0	143	5	600	1,018	963
	CHANGE		0	68-	361+	138-	4-	4,700+	4,855+	4,703+
PARSONS PD		73	0	0	0	5	1	800	805	805
		72	0	0	0	0	0	0	0	0
	CHANGE		0	0	0	5+	1+	800+	805+	805+
THOMAS PD		73	0	207	361	0	0	4,500	5,068	4,861
		72	0	275	0	143	5	600	1,018	963
	CHANGE		0	68-	361+	143-	5-	3,900+	4,050+	3,898+
TYLER COUNTY	TOTAL	73	0	4,263	2,693	392	14	5,200	12,548	5,830
		72	0	2,220	7,185	648	20	1,000	11,053	7,436
	CHANGE		0	2,043+	4,492-	256-	6-	4,200+	1,495+	1,606-
	RURAL	73	0	3,572	2,057	40	1	5,200	10,869	5,640
		72	0	1,129	6,200	30	1	1,000	8,359	7,346
	CHANGE		0	2,443+	4,143-	10+	0	4,200+	2,510+	1,706-
	SHERIFF	73	0	1,800	0	0	0	0	1,800	0
		72	0	0	0	0	0	0	0	0
	CHANGE		0	1,800+	0	0	0	0	1,800+	0
	STATE POLICE	73	0	1,772	2,057	40	1	5,200	9,069	5,640
		72	0	1,129	6,200	30	1	1,000	8,359	7,346
	CHANGE		0	643+	4,143-	10+	0	4,200+	710+	1,706-
	MUNICIPAL	73	0	691	636	352	13	0	1,679	190
		72	0	1,091	985	618	19	0	2,694	90
	CHANGE		0	400-	349-	266-	6-	0	1,015-	100+
PADEN CITY PD		73	0	110	0	0	0	0	110	45
		72	0	513	250	0	0	0	763	0
	CHANGE		0	403-	250-	0	0	0	653-	45+
SISTERSVILLE PD		73	0	581	636	352	13	0	1,569	145
		72	0	578	735	578	18	0	1,891	90
	CHANGE		0	3+	99-	226-	5-	0	322-	55+

PAGE 32
VALUES OF PROPERTY STOLEN AND RECOVERED
PART I OFFENSES

			ROBBERY	BREAKING AND ENTERING	LARCENY $50 AND OVER $ STOLEN	LARCENY- UNDER $50 $ STOLEN	LARCENY- UNDER $50 NUM OF OFFENSES	AUTO THEFT	TOTAL VALUE STOLEN	TOTAL VALUE RECOVERED
MIDDLEBOURNE PD		73	0	0	0	0	0	0	0	0
		72	0	0	0	40	1	0	40	0
	CHANGE		0	0	0	40-	1-	0	40-	0
UPSHUR COUNTY	TOTAL	73	176	7,992	4,897	242	16	5,000	18,307	6,475
		72	0	12,857	6,312	491	21	7,640	27,300	7,113
	CHANGE		176+	4,865-	1,415-	249-	5-	2,640-	8,993-	638-
	RURAL	73	176	6,912	4,807	146	7	1,775	13,816	2,847
		72	0	7,915	6,237	376	13	7,640	22,168	5,551
	CHANGE		176+	1,003-	1,430-	230-	6-	5,865-	8,352-	2,704-
	SHERIFF	73	100	1,107	0	27	3	0	1,234	477
		72	0	1,205	242	55	2	1,000	2,502	1,154
	CHANGE		100+	98-	242-	28-	1+	1,000-	1,268-	677-
	STATE POLICE	73	76	5,805	4,807	119	4	1,775	12,582	2,370
		72	0	6,710	5,995	321	11	6,640	19,666	4,397
	CHANGE		76+	905-	1,188-	202-	7-	4,865-	7,084-	2,027-
	MUNICIPAL	73	0	1,080	90	96	9	3,225	4,491	3,628
		72	0	4,942	75	115	8	0	5,132	1,562
	CHANGE		0	3,862-	15+	19-	1+	3,225+	641-	2,066+
BUCKHANNON PD		73	0	1,080	90	96	9	3,225	4,491	3,628
		72	0	4,942	75	115	8	0	5,132	1,562
	CHANGE		0	3,862-	15+	19-	1+	3,225+	641-	2,066+
WAYNE COUNTY	TOTAL	73	562	49,256	32,930	1,497	62	23,093	107,338	13,831
		72	8,924	41,531	20,607	2,022	77	47,280	120,364	36,080
	CHANGE		8,362-	7,725+	12,323+	525-	15-	24,187-	13,026-	22,249-
	RURAL	73	562	42,660	23,927	597	24	16,853	84,599	7,816
		72	8,204	39,648	13,626	464	19	35,180	97,122	32,015
	CHANGE		7,642-	3,012+	10,301+	133+	5+	18,327-	12,523-	24,199-
	SHERIFF	73	0	10,995	170	0	0	5,450	16,615	2,120
		72	0	5,380	75	30	1	500	5,985	2,230
	CHANGE		0	5,615+	95+	30-	1-	4,950+	10,630-	110-
	STATE POLICE	73	562	31,665	23,757	597	24	11,403	67,984	5,696
		72	8,204	34,268	13,551	434	18	34,680	91,137	29,785
	CHANGE		7,642-	2,603-	10,206+	163+	6+	23,277-	23,153-	24,089-
	MUNICIPAL	73	0	6,596	9,003	900	38	6,240	22,739	6,015
		72	720	1,883	6,981	1,558	58	12,100	23,242	4,065
	CHANGE		720-	4,713+	2,022+	658-	20-	5,860-	503-	1,950+

PAGE 33
VALUES OF PROPERTY STOLEN AND RECOVERED
PART I OFFENSES

			ROBBERY	BREAKING AND ENTERING	LARCENY $50 AND OVER $ STOLEN	LARCENY- UNDER $50 $ STOLEN	LARCENY- UNDER $50 NUM OF OFFENSES	AUTO THEFT	TOTAL VALUE STOLEN	TOTAL VALUE RECOVERED
CEREDO PD		73	0	2,835	449	213	7	2,000	6,467	2,083
		72	0	171	1,038	333	11	500	2,041	859
	CHANGE		0	3,635+	589-	120-	4-	1,500+	4,426+	1,224+
KENOVA PD		73	0	2,791	8,554	687	31	4,240	16,272	3,932
		72	720	1,713	5,943	1,225	47	11,600	21,201	3,206
	CHANGE		720-	1,078+	2,611+	538-	16-	7,360-	4,929-	726+
WAYNE PD		73	0	0	0	0	0	0	0	0
		72	0	0	0	0	0	0	0	0
	CHANGE		0	0	0	0	0	0	0	0
FORT GAY PD		73	0	0	0	0	0	0	0	0
		72	0	0	0	0	0	0	0	0
	CHANGE		0	0	0	0	0	0	0	0
WEBSTER COUNTY	TOTAL	73	54	4,366	2,654	213	11	400	7,687	1,277
		72	250	1,619	776	135	4	8,000	10,780	8,500
	CHANGE		196-	2,747+	1,878+	78+	7+	7,600-	3,093-	7,223-
	RURAL	73	54	4,366	2,654	213	11	400	7,687	1,277
		72	250	1,619	776	135	4	8,000	10,780	8,500
	CHANGE		196-	2,747+	1,878+	78+	7+	7,600-	3,093-	7,223-
	SHERIFF	73	0	300	600	0	0	0	900	0
		72	0	0	0	0	0	0	0	0
	CHANGE		0	300+	600+	0	0	0	900+	0
	STATE POLICE	73	54	4,066	2,054	213	11	400	6,787	1,277
		72	250	1,619	776	135	4	8,000	10,780	8,500
	CHANGE		196-	2,447+	1,278+	78+	7+	7,600-	3,993-	7,223-
	MUNICIPAL	73	0	0	0	0	0	0	0	0
		72	0	0	0	0	0	0	0	0
	CHANGE		0	0	0	0	0	0	0	0
WEBSTER SPRINGS PD		73	0	0	0	0	0	0	0	0
		72	0	0	0	0	0	0	0	0
	CHANGE		0	0	0	0	0	0	0	0
COWEN PD		73	0	0	0	0	0	0	0	0
		72	0	0	0	0	0	0	0	0
	CHANGE		0	0	0	0	0	0	0	0
WETZEL COUNTY	TOTAL	73	5,060	16,702	6,547	510	35	25,500	54,319	32,481
		72	2,105	22,505	12,250	392	24	8,135	45,387	10,234
	CHANGE		2,955+	5,803-	5,703-	118+	11+	17,365+	8,932+	22,247+

PAGE 34
VALUES OF PROPERTY STOLEN AND RECOVERED
PART I OFFENSES

			ROBBERY	BREAKING AND ENTERING	LARCENY $50 AND OVER $ STOLEN	LARCENY- UNDER $50 $ STOLEN	LARCENY- UNDER $50 NUM OF OFFENSES	AUTO THEFT	TOTAL VALUE STOLEN	TOTAL VALUE RECOVERED
	RURAL	73	5,060	10,048	3,606	120	4	4,000	22,834	10,270
		72	700	9,917	6,670	65	3	1,500	18,852	2,744
	CHANGE		4,360+	131+	3,064-	55+	1+	2,500+	3,982+	7,526+
	SHERIFF	73	0	5,934	100	0	0	0	6,034	2,250
		72	0	1,200	70	0	0	0	1,270	4
	CHANGE		0	4,734+	30+	0	0	0	4,764+	2,246+
	STATE POLICE	73	5,060	4,114	3,506	120	4	4,000	16,800	8,020
		72	700	8,717	6,600	65	3	1,500	17,582	2,740
	CHANGE		4,360+	4,603-	3,094-	55+	1+	2,500+	782-	5,280+
	MUNICIPAL	73	0	6,654	2,941	390	31	21,500	31,485	22,211
		72	1,405	12,588	5,580	327	21	6,635	26,535	7,490
	CHANGE		1,405-	5,934-	2,639-	63+	10+	14,865+	4,950+	14,721+
HUNDRED PD		73	0	0	0	0	0	0	0	0
		72	0	0	0	0	0	0	0	0
	CHANGE		0	0	0	0	0	0	0	0
NEW MARTINSVILLE PD		73	0	6,654	2,941	390	31	21,500	31,485	22,211
		72	1,405	12,488	5,580	327	21	6,635	26,435	7,490
	CHANGE		1,405-	5,834-	2,639-	63+	10+	14,865+	5,050+	14,721+
PINE GROVE PD		73	0	0		0	0	0	0	0
		72	0	100	0	0	0	0	100	0
	CHANGE		0	100-	0	0	0	0	100-	0
WIRT COUNTY	TOTAL	73	0	1,425	4,797	210	7	900	7,332	885
		72	0	7,570	1,343	142	6	0	9,055	2,566
	CHANGE		0	6,145-	3,454+	68+	1+	900+	1,723-	1,681-
	RURAL	73	0	1,425	4,797	210	7	900	7,332	885
		72	0	7,570	1,343	142	6	0	9,055	2,566
	CHANGE		0	6,145-	3,454+	68+	1+	900+	1,723-	1,681-
	SHERIFF	73	0	65	50	10	1	0	125	125
		72	0	0	0	0	0	0	0	0
	CHANGE		0	65+	50+	10+	1+	0	125+	125+
	STATE POLICE	73	0	1,360	4,747	200	6	900	7,207	760
		72	0	7,570	1,343	142	6	0	9,055	2,566
	CHANGE		0	6,210-	3,404+	58+	0	900+	1,848-	1,806-
WOOD COUNTY	TOTAL	73	3,166	73,668	98,957	14,007	617	124,023	313,821	213,560
		72	3,214	96,230	122,779	17,177	746	161,205	400,605	168,287
	CHANGE		48-	22,562-	23,822-	3,170-	129-	37,182-	86,784-	45,273+

PAGE 35
VALUES OF PROPERTY STOLEN AND RECOVERED
PART I OFFENSES

			ROBBERY	BREAKING AND ENTERING	LARCENY $50 AND OVER $ STOLEN	LARCENY- UNDER $50 $ STOLEN	LARCENY- UNDER $50 NUM OF OFFENSES	AUTO THEFT	TOTAL VALUE STOLEN	TOTAL VALUE RECOVERED
	RURAL	73	333	11,991	26,401	2,838	69	32,764	74,327	57,171
		72	1,204	19,453	28,231	1,177	44	18,510	68,575	15,509
	CHANGE		871-	7,462-	1,830-	1,661+	25+	14,254+	5,752+	41,662+
	SHERIFF	73	0	7,230	23,035	2,631	57	15,579	48,475	46,871
		72	809	14,325	17,409	932	37	8,100	41,575	9,909
	CHANGE		809-	7,095-	5,626+	1,699+	20+	7,479+	6,900+	36,962+
	STATE POLICE	73	333	4,761	3,366	207	12	17,185	25,852	10,300
		72	395	5,128	10,822	245	7	10,410	27,000	5,600
	CHANGE		62-	367-	7,456-	38-	5+	6,775+	1,148-	4,700+
	MUNICIPAL	73	2,833	61,677	72,556	11,169	548	91,259	239,494	156,389
		72	2,010	76,777	94,548	16,000	702	142,695	332,030	152,778
	CHANGE		823+	15,100-	21,992-	4,831-	154-	51,436-	92,536-	3,611+
PARKERSBURG PD		73	1,133	60,099	67,243	9,856	500	90,425	228,756	152,828
		72	1,701	64,401	89,343	14,554	642	135,720	305,719	146,063
	CHANGE		568-	4,302-	22,100-	4,698-	142-	45,295-	76,963-	6,765+
VIENNA PD		73	1,700	1,558	3,909	971	36	634	8,772	2,935
		72	293	11,401	5,110	1,294	54	6,375	24,473	6,032
	CHANGE		1,407+	9,843-	1,201-	323-	18-	5,741-	15,701-	3,097-
WILLIAMSTOWN PD		73	0	20	1,404	342	12	200	1,966	626
		72	16	975	95	152	6	600	1,838	683
	CHANGE		16-	955-	1,309+	190+	6+	400-	128+	57-
WYOMING COUNTY	TOTAL	73	3,900	26,634	10,875	140	6	33,800	75,349	35,160
		72	100	54,956	8,334	363	18	25,900	89,653	24,979
	CHANGE		3,800+	28,322-	2,541+	223-	12-	7,900+	14,304-	10,181+
	RURAL	73	3,900	26,030	10,875	80	3	27,300	68,185	28,600
		72	100	50,940	6,420	323	17	25,900	83,683	23,779
	CHANGE		3,800+	24,910-	4,455+	243-	14-	1,400+	15,498-	4,821+
	SHERIFF	73	0	0	0	0	0	0	0	0
		72	0	400	0	0	0	3,500	3,900	3,850
	CHANGE		0	400-	0	0	0	3,500-	3,900-	3,850-
	STATE POLICE	73	3,900	26,030	10,875	80	3	27,300	68,185	28,600
		72	100	50,540	6,420	323	17	22,400	79,783	19,929
	CHANGE		3,800+	24,510-	4,455+	243-	14-	4,900+	11,598-	8,671+
	MUNICIPAL	73	0	604	0	60	3	6,500	7,164	6,560
		72	0	4,016	1,914	40	1	0	5,970	1,200
	CHANGE		0	3,412-	1,914-	20+	2+	6,500+	1,194+	5,360+

PAGE 36
VALUES OF PROPERTY STOLEN AND RECOVERED
PART I OFFENSES

			ROBBERY	BREAKING AND ENTERING	LARCENY $50 AND OVER $ STOLEN	LARCENY- UNDER $50 $ STOLEN	LARCENY- UNDER $50 NUM OF OFFENSES	AUTO THEFT	TOTAL VALUE STOLEN	TOTAL VALUE RECOVERED
MULLENS PD		73	0	0	0	0	0	0	0	0
		72	0	0	1,200	0	0	0	1,200	1,200
	CHANGE		0	0	1,200-	0	0	0	1,200-	1,200-
PINEVILLE PD		73	0	300	0	0	0	6,500	6,800	6,500
		72	0	2,245	500	0	0	0	2,745	0
	CHANGE		0	1,945-	500-	0	0	6,500+	4,055+	6,500+
OCEANA PD		73	0	304	0	60	3	0	364	60
		72	0	1,771	214	40	1	0	2,025	0
	CHANGE		0	1,467-	214-	20+	2+	0	1,661-	60+

PART I ARRESTS BY CHARGE AND AGENCY TYPE

The report in this section details the number of persons arrested for Part I Offenses for the reporting periods of 1972 and 1973. Definitions for each of the Part I Offenses may be found in this book in the Table of Contents under the category entitled "Classification of Offenses".

PART I ARRESTS BY CHARGE AND AGENCY TYPE

			JUVENILE	ADULTS	GRAND TOTAL	CRIMINAL HOMICIDE MURDER	CRIMINAL HOMICIDE NEG MANSL	FORCIBLE RAPE	ROBBERY	AGGRAV ASSAULT	BURGLARY	LARCENY	AUTO THEFT
WEST VIRGINIA	TOTAL	73	2871	4191	7012	87	51	144	244	708	1817	3347	614
		72	2772	4130	6852	106	88	102	262	754	1786	3231	523
	CHANGE		99 +	61 +	160 +	19 -	37 -	42 +	18 -	46 -	31 +	116 +	91 +
	RURAL	73	1202	2315	3517	58	48	100	108	402	1131	1277	393
		72	1171	2230	3401	73	77	87	118	420	1168	1136	322
	CHANGE		31 +	85 +	116 +	15 -	29 -	13 +	10 -	18 -	37 -	141 +	71 +
	SHERIFF'S	73	392	838	1230	15	4	42	49	142	373	485	120
		72	316	740	1056	7	10	24	44	144	337	410	80
	CHANGE		76 +	98 +	174 +	8 +	6 -	18 +	5 +	2 -	36 +	75 +	40 +
	STATE POLICE	73	810	1477	2287	43	44	58	59	260	758	792	273
		72	855	1490	2345	66	67	63	74	276	831	726	242
	CHANGE		45 -	13 -	58 -	23 -	23 -	5 -	15 -	16 -	73 -	66 +	31 +
	MUNICIPAL	73	1619	1876	3495	29	3	44	136	306	686	2070	221
		72	1551	1900	3451	33	11	15	144	334	618	2095	201
	CHANGE		68 +	24 -	44 +	4 -	8 -	29 +	8 -	28 -	68 +	25 -	20 +
BARBOUR COUNTY	TOTAL	73	19	15	34	2	0	0	0	2	21	9	0
		72	14	29	43	0	1	1	2	0	10	24	5
	CHANGE		5 +	14 -	9 -	2 +	1 -	1 -	2 -	2 +	11 +	15 -	5 -
	RURAL	73	19	13	32	2	0	0	0	1	21	8	0
		72	13	26	39	0	1	1	2	0	6	24	5
	CHANGE		6 +	13 -	7 -	2 +	1 -	1 -	2 -	1 +	15 +	16 -	5 -
	SHERIFF	73	1	0	1	0	0	0	0	0	0	1	0
		72	0	10	10	0	0	0	0	0	2	8	0
	CHANGE		1 +	10 -	9 -	0	0	0	0	0	2 -	7 -	0
	STATE POLICE	73	18	13	31	2	0	0	0	1	21	7	0
		72	13	16	29	0	1	1	2	0	4	16	5
	CHANGE		5 +	3 -	2 +	2 +	1 -	1 -	2 -	1 +	17 +	9 -	5 -
	MUNICIPAL	73	0	2	2	0	0	0	0	1	0	1	0
		72	1	3	4	0	0	0	0	0	4	0	0
	CHANGE		1 -	1 -	2 -	0	0	0	0	1 +	4 -	1 +	0
BELLINGTON PD		73	0	0	0	0	0	0	0	0	0	0	0
		72		1	1	0	0	0	0	0		0	0
	CHANGE		0	1 -	1 -	0	0	0	0	0	1 -	0	0

PART I ARRESTS BY CHARGE AND AGENCY TYPE

			JUVENILE	ADULTS	GRAND TOTAL	CRIMINAL HOMICIDE MURDER	CRIMINAL HOMICIDE NEG MANSL	FORCIBLE RAPE	ROBBERY	AGGRAV ASSAULT	BURGLARY	LARCENY	AUTO THEFT
PHILIPPI PD		73	0	2	2	0	0	0	0	1	0	1	0
		72	1	2	3	0	0	0	0	0	3	0	0
	CHANGE		1 -	0	1 -	0	0	0	0	1 +	3 -	1 +	0
BERKELEY COUNTY	TOTAL	73	95	113	208	2	0	1	4	14	65	106	16
		72	77	153	230	0	3	0	3	9	19	185	11
	CHANGE		18 +	40 -	22 -	2 +	3 -	1 +	1 +	5 +	46 +	79 -	5 +
	RURAL	73	37	103	140	1	0	1	4	13	37	70	14
		72	52	145	197	0	3	0	0	8	15	166	5
	CHANGE		15 -	42 -	57 -	1 +	3 -	1 +	4 +	5 +	22 +	96 -	9 +
	SHERIFF	73	25	65	90	0	0	1	1	5	18	53	12
		72	50	127	177	0	0	0	0	8	11	157	1
	CHANGE		25 -	62 -	87 -	0	0	1 +	1 +	3 -	7 +	104 -	11 +
	STATE POLICE	73	12	38	50	1	0	0	3	8	19	17	2
		72	2	18	20	0	3	0	0	0	4	9	4
	CHANGE		10 +	20 +	30 +	1 +	3 -	0	3 +	8 +	15 +	8 +	2 -
	MUNICIPAL	73	58	10	68	1	0	0	0	1	28	36	2
		72	25	8	33	0	0	0	3	1	4	19	6
	CHANGE		33 +	2 +	35 +	1 +	0	0	3 -	0	24 +	17 +	4 -
MARTINSBURG PD		73	58	10	68	1	0	0	0	1	28	36	2
		72	25	8	33	0	0	0	3	1	4	19	6
	CHANGE		33 +	2 +	35 +	1 +	0	0	3 -	0	24 +	17 +	4 -
BOONE COUNTY	TOTAL	73	13	25	38	0	0	6	0	2	12	16	2
		72	51	39	90	0	0	0	2	16	45	19	8
	CHANGE		38 -	14 -	52 -	0	0	6 +	2 -	14 -	33 -	3 -	6 -
	RURAL	73	12	25	37	0	0	6	0	2	12	15	2
		72	47	35	82	0	0	0	2	15	[illegible]	18	7
	CHANGE		35 -	10 -	45 -	0	0	6 +	2 -	13 -	[illegible] -	3 -	5 -
	SHERIFF	73	5	2	7	0	0	0	0	1	4	2	0
		72	7	8	15	0	0	0	0	4	5	6	0
	CHANGE		2 -	6 -	8 -	0	0	0	0	3 -	1 -	4 -	0
	STATE POLICE	73	7	23	30	0	0	6	0	1	8	13	2
		72	40	27	67	0	0	0	2	11	35	12	7
	CHANGE		33 -	4 -	37 -	0	0	6 +	2 -	10 -	27 -	1 +	5 -

PART I ARRESTS BY CHARGE AND AGENCY TYPE

			JUVENILE	ADULTS	GRAND TOTAL	CRIMINAL HOMICIDE MURDER	CRIMINAL HOMICIDE NEG MANSL	FORCIBLE RAPE	ROBBERY	AGGRAV ASSAULT	BURGLARY	LARCENY	AUTO THEFT
	MUNICIPAL	73	1	0	1	0	0	0	0	0	0	1	0
		72	4	4	8	0	0	0	0	1	5	1	1
	CHANGE		3 -	4 -	7 -	0	0	0	0	1 -	5 -	0	1 -
MADISON PD		73	1	0	1	0	0	0	0	0	0	1	0
		72	3	4	7	0	0	0	0	1	4	1	1
	CHANGE		2 -	4 -	6 -	0	0	0	0	1 -	4 -	0	1 -
WHITESVILLE PD		73	0	0	0	0	0	0	0	0	0	0	0
		72	1	0	1	0	0	0	0	0	1	0	0
	CHANGE		1 -	0	1 -	0	0	0	0	0	1 -	0	0
BRAXTON COUNTY	TOTAL	73	15	31	46	0	0	0	1	5	11	26	3
		72	18	14	32	0	0	1	0	3	7	17	4
	CHANGE		3 -	17 +	14 +	0	0	1 -	1 +	2 +	4 +	9 +	1 -
	RURAL	73	12	29	41	0	0	0	1	4	10	23	3
		72	16	14	30	0	0	1	0	3	5	17	4
	CHANGE		4 -	15 +	11 +	0	0	1 -	1 +	1 +	5 +	6 +	1 -
	SHERIFF	73	1	4	5	0	0	0	0	1	0	3	1
		72	6	1	7	0	0	0	0	0	4	2	1
	CHANGE		5 -	3 +	2 -	0	0	0	0	1 +	4 -	1 +	0
	STATE POLICE	73	11	25	36	0	0	0	1	3	10	20	2
		72	10	13	23	0	0	1	0	3	1	15	3
	CHANGE		1 +	12 +	13 +	0	0	1 -	1 +	0	9 +	5 +	1 -
	MUNICIPAL	73	3	2	5	0	0	0	0	1	1	3	0
		72	2	0	2	0	0	0	0	0	2	0	0
	CHANGE		1 +	2 +	3 +	0	0	0	0	1 +	1 -	3 +	0
GASSAWAY PD		73	2	0	2	0	0	0	0	0	0	2	0
		72	2	0	2	0	0	0	0	0	2	0	0
	CHANGE		0	0	0	0	0	0	0	0	2 -	2 +	0
SUTTON PD		73	1	2	3	0	0	0	0	1	1	1	0
		72	0	0	0	0	0	0	0	0	0	0	0
	CHANGE		1 +	2 +	3 +	0	0	0	0	1 +	1 +	1 +	0
BROOKE COUNTY	TOTAL	73	27	43	70	0	1	0	4	3	31	17	14
		72	26	40	66	0	[illegible]	2	4	5	21	24	10
	CHANGE		1 +	3 +	4 +	0	[illegible] +	2 -	0	2 -	10 +	7 -	4 +

PART I ARRESTS BY CHARGE AND AGENCY TYPE

			JUVENILE	ADULTS	GRAND TOTAL	CRIMINAL HOMICIDE MURDER	CRIMINAL HOMICIDE NEG MANSL	FORCIBLE RAPE	ROBBERY	AGGRAV ASSAULT	BURGLARY	LARCENY	AUTO THEFT
	RURAL	73	24	34	58	0	1	0	4	1	22	10	14
		72	18	35	53	0	0	2	1	5	19	13	10
	CHANGE		6 +	1 -	5 +	0	1 +	2 -	0	4 -	3 +	3 +	4 +
	SHERIFF	73	18	28	46	0	0	0	4	1	20	13	8
		72	16	33	49	0	0	2	4	5	15	13	10
	CHANGE		2 +	5 -	3 -	0	0	2 -	0	4 -	5 +	0	2 -
	STATE POLICE	73	6	6	12	0	1	0	0	0	2	3	6
		72	2	2	4	0	0	0	0	0	4	0	0
	CHANGE		4 +	4 +	8 +	0	1 +	0	0	0	2 -	3 +	6 +
	MUNICIPAL	73	3	9	12	0	0	0	0	2	9	1	0
		72	8	5	13	0	0	0	0	0	2	11	0
	CHANGE		5 -	4 +	1 -	0	0	0	0	2 +	7 +	10 -	0
FOLLANSBEE PD		73	0	1	1	0	0	0	0	0	0	1	0
		72	0	0	0	0	0	0	0	0	0	0	0
	CHANGE		0	1	1 +	0	0	0	0	0	0	1 +	0
WELLSBURG PD		73	3	8	11	0	0	0	0	2	9	0	0
		72	8	5	13	0	0	0	0	0	2	11	0
	CHANGE		5 -	3 +	2 -	0	0	0	0	2 +	7 +	11 -	0
CABELL COUNTY	TOTAL	73	330	518	848	6	0	15	40	83	147	501	56
		72	391	529	920	11	2	6	33	98	143	591	36
	CHANGE		61 -	11 -	72 -	5 -	2 -	9 +	7 +	15 -	4 +	90 -	20 +
	RURAL	73	23	50	73	2	0	2	3	7	32	22	5
		72	32	41	73	3	1	0	2	6	42	17	2
	CHANGE		9 -	9 +	0	1 -	1 -	2 +	1 +	1 +	10 -	5 +	3 +
	SHERIFF	73	11	23	34	0	0	1	0	5	14	12	2
		72	2	6	8	0	0	0	1	1	2	3	1
	CHANGE		9 +	17 +	26 +	0	0	1 +	1 -	4 +	12 +	9 +	1 +
	STATE POLICE	73	12	27	39	2	0	1	3	2	18	10	3
		72	30	35	65	3	1	0	1	5	40	14	1
	CHANGE		18 -	8 -	26 -	1 -	1 -	1 +	2 +	3 -	22 -	4 -	2 +
	MUNICIPAL	73	307	468	775	4	0	13	37	76	115	479	51
		72	359	488	847	8	1	6	31	92	101	574	34
	CHANGE		52 -	20 -	72 -	4 -	1 -	7 +	6 +	16 -	14 +	95 -	17 +

PART I ARRESTS BY CHARGE AND AGENCY TYPE

			JUVENILE	ADULTS	GRAND TOTAL	CRIMINAL HOMICIDE MURDER	NEG MANSL	FORCIBLE RAPE	ROBBERY	AGGRAV ASSAULT	BURGLARY	LARCENY	AUTO THEFT
BARBOURSVILLE PD		73	4	0	4	0	0	0	0	0	2	2	0
		72	0	0	0	0	0	0	0	0	0	0	0
	CHANGE		4 +	0	4 +	0	0	0	0	0	2 +	2 +	0
HUNTINGTON PD		73	303	466	769	4	0	13	37	76	111	477	51
		72	359	485	844	8	1	6	31	92	101	572	33
	CHANGE		56 -	19 -	75 -	4 -	1 -	7 +	6 +	16 -	10 +	95 -	18 +
MILTON PD		73	0	2	2	0	0	0	0	0	2	0	0
		72	0	3	3	0	0	0	0	0	0	2	1
	CHANGE		0	1 -	1 -	0	0	0	0	0	2 +	2 -	1 -
CALHOUN COUNTY	TOTAL	73	3	18	21	0	1	0	0	2	7	10	1
		72	1	18	19	0	2	1	0	0	2	14	0
	CHANGE		2 +	0	2 +	0	1 -	1 -	0	2 +	5 +	4 -	1 +
	RURAL	73	3	18	21	0	1	0	0	2	7	10	1
		72	1	16	17	0	2	1	0	0	2	12	0
	CHANGE		2 +	2 +	4 +	0	1 -	1 -	0	2 +	5 +	2 -	1 +
	SHERIFF	73	0	0	0	0	0	0	0	0	0	0	0
		72	0	0	0	0	0	0	0	0	0	0	0
	CHANGE		0	0	0	0	0	0	0	0	0	0	0
	STATE POLICE	73	3	18	21	0	1	0	0	2	7	10	1
		72	1	16	17	0	2	1	0	0	2	12	0
	CHANGE		2 +	2 +	4 +	0	1 -	1 -	0	2 +	5 +	2 -	1 +
	MUNICIPAL	73	0	0	0	0	0	0	0	0	0	0	0
		72	0	2	2	0	0	0	0	0	0	2	0
	CHANGE		0	2 -	2 -	0	0	0	0	0	0	2 -	0
GRANTSVILLE PD		73	0	0	0	0	0	0	0	0	0	0	0
		72	0	2	2	0	0	0	0	0	0	2	0
	CHANGE		0	2 -	2 -	0	0	0	0	0	0	2 -	0
CLAY COUNTY	TOTAL	73	21	11	32	0	2	0	0	3	18	7	2
		72	36	28	64	2	1	2	1	3	34	17	4
	CHANGE		15 -	17 -	32 -	2 -	1 +	2 -	1 -	0	16 -	10 -	2 -
	RURAL	73	21	10	31	0	2	0	0	2	18	7	2
		72	36	28	64	2	1	2	1	3	34	17	4
	CHANGE		15 -	18 -	33 -	2 -	1 +	2 -	1 -	1 -	16 -	10 -	2 -

PART I ARRESTS BY CHARGE AND AGENCY TYPE

			JUVENILE	ADULTS	GRAND TOTAL	CRIMINAL HOMICIDE MURDER	NEG MANSL	FORCIBLE RAPE	ROBBERY	AGGRAV ASSAULT	BURGLARY	LARCENY	AUTO THEFT
	SHERIFF	73	0		0	0	0	0	0	0	0	0	0
		72	0	0	0	0	0	0	0	0	0	0	0
	CHANGE		0	0	0	0	0	0	0	0	0	0	0
	STATE POLICE	73	21	10	31	0	2	0	0	2	18	7	2
		72	36	28	64	2	1	2	1	3	34	17	4
	CHANGE		15 -	18 -	33 -	2 -	1 +	2 -	1 -	1 -	16 -	10 -	2 -
	MUNICIPAL	73	0	1	1	0	0	0	0	1	0	0	0
		72	0	0	0	0	0	0	0	0	0	0	0
	CHANGE		0	1 +	1 +	0	0	0	0	1 +	0	0	0
		73	0	1	1	0	0	0	0	1	0	0	0
		72	0	0	0	0	0	0	0	0	0	0	0
	CHANGE		0	1 +	1 +	0	0	0	0	1 +	0	0	0
DODDRIDGE COUNTY	TOTAL	73	6	19	25	0	0	0	0	1	8	16	0
		72	0	11	11	0	1	0	0	0	8	2	0
	CHANGE		6 +	8 +	14 +	0	1 -	0	0	1 +	0	14 +	0
	RURAL	73	6	19	25	0	0	0	0	1	8	16	0
		72	0	11	11	0	1	0	0	0	8	2	0
	CHANGE		6 +	8 +	14 +	0	1 -	0	0	1 +	0	14 +	0
	SHERIFF	73	0	2	2	0	0	0	0	0	0	2	0
		72	0	0	0	0	0	0	0	0	0	0	0
	CHANGE		0	2 +	2 +	0	0	0	0	0	0	2 +	0
	STATE POLICE	73	6	17	23	0	0	0	0	1	8	14	0
		72	0	11	11	0	1	0	0	0	8	2	0
	CHANGE		6 +	6 +	12 +	0	1 -	0	0	1 +	0	12 +	0
	MUNICIPAL	73	0	0	0	0	0	0	0	0	0	0	0
		72	0	0	0	0	0	0	0	0	0	0	0
	CHANGE		0	0	0	0	0	0	0	0	0	0	0
WEST UNION PD		73	0	0	0	0	0	0	0	0	0	0	0
		72	0	0	0	0	0	0	0	0	0	0	0
	CHANGE		0	0	0	0	0	0	0	0	0	0	0
FAYETTE COUNTY	TOTAL	73	75	88	163	4	0	7	3	24	70	31	24
		72	96	127	223	4	0	5	22	24	110	42	16
	CHANGE		21 -	39 -	60 -	0	0	2 +	19 -	0	40 -	11 -	8 +

PART I ARRESTS BY CHARGE AND AGENCY TYPE

			JUVENILE	ADULTS	GRAND TOTAL	CRIMINAL HOMICIDE MURDER	NEG MANSL	FORCIBLE RAPE	ROBBERY	AGGRAV ASSAULT	BURGLARY	LARCENY	AUTO THEFT
	RURAL	73	42	77	119	4	0	7	3	20	49	18	18
		72	88	120	208	4	0	5	20	22	103	39	15
	CHANGE		46 -	43 -	89 -	0	0	2 +	17 -	2 -	54 -	21 -	3 +
	SHERIFF	73	3	42	45	1	0	5	2	11	17	6	3
		72	37	71	108	3	0	4	14	9	50	20	8
	CHANGE		34 -	29 -	63 -	2 -	0	1 +	12 -	2 +	33 -	14 -	5 -
	STATE POLICE	73	39	35	74	3	0	2	1	9	32	12	15
		72	51	49	100	1	0	1	6	13	53	19	7
	CHANGE		12 -	14 -	26 -	2 +	0	1 +	5 -	4 -	21 -	7 -	8 +
	MUNICIPAL	73	33	11	44	0	0	0	0	4	21	13	6
		72	8	7	15	0	0	0	2	2	7	3	1
	CHANGE		25 +	4 +	29 +	0	0	0	2 -	2 +	14 +	10 +	5 +
ANSTEAD PD		73	7	0	7	0	0	0	0	0	2	5	0
		72	2	0	2	0	0	0	0	0	2	0	0
	CHANGE		5 +	0	5 +	0	0	0	0	0	0	5 +	0
FAYETTEVILLE PD		73	7	2	9	0	0	0	0	2	0	4	3
		72	1	0	1	0	0	0	0	0	1	0	0
	CHANGE		6 +	2 +	8 +	0	0	0	0	2 +	1 -	4 +	3 +
MONTGOMERY PD		73	15	6	21	0	0	0	0	1	14	4	2
		72	5	6	11	0	0	0	2	2	3	3	1
	CHANGE		10 +	0	10 +	0	0	0	2 -	1 -	11 +	1 +	1 +
MOUNT HOPE PD		73	3	3	6	0	0	0	0	1	4	0	1
		72	0	1	1	0	0	0	0	0	1	0	0
	CHANGE		3 +	2 +	5 +	0	0	0	0	1 +	3 +	0	1 +
OAK HILL PD		73	0	0	0	0	0	0	0	0	0	0	0
		72	0	0	0	0	0	0	0	0	0	0	0
	CHANGE		0	0	0	0	0	0	0	0	0	0	0
SMITHERS PD		73	1	0	1	0	0	0	0	0	1	0	0
		72	0	0	0	0	0	0	0	0	0	0	0
	CHANGE		1 +	0	1 +	0	0	0	0	0	1 +	0	0
GILMER COUNTY	TOTAL	73	14	6	20	0	0	0	0	2	11	6	1
		72	4	7	13	0	0	0	1	0	1	11	0
	CHANGE		10 +	3 -	7 +	0	0	0	1 -	2 +	10 +	5 -	1 +

PART I ARRESTS BY CHARGE AND AGENCY TYPE

			JUVENILE	ADULTS	GRAND TOTAL	CRIMINAL HOMICIDE MURDER	NEG MANSL	FORCIBLE RAPE	ROBBERY	AGGRAV ASSAULT	BURGLARY	LARCENY	AUTO THEFT
	RURAL	73	14	5	19	0	0	0	0	1	11	6	1
		72	2	8	10	0	0	0	1	0	1	8	0
	CHANGE		12 +	3 -	9 +	0	0	0	1 -	1 +	10 +	2 -	1 +
	SHERIFF	73	0	0	0	0	0	0	0	0	0	0	0
		72	0	1	1	0	0	0	0	0	0	1	0
	CHANGE		0	1 -	1 -	0	0	0	0	0	0	1 -	0
	STATE POLICE	73	14	5	19	0	0	0	0	1	11	6	1
		72	2	7	9	0	0	0	1	0	1	7	0
	CHANGE		12 +	2 -	10 +	0	0	0	1 -	1 +	10 +	1 -	1 +
	MUNICIPAL	73	0	1	1	0	0	0	0	1	0	0	0
		72	2	1	3	0	0	0	0	0	0	3	0
	CHANGE		2 -	0	2 -	0	0	0	0	1 +	0	3 -	0
GLENVILLE PD		73	0	1	1	0	0	0	0	1	0	0	0
		72	2	1	3	0	0	0	0	0	0	3	0
	CHANGE		2 -	0	2 -	0	0	0	0	1 +	0	3 -	0
GRANT COUNTY	TOTAL	73	16	7	23	0	0	0	0	4	9	7	3
		72	23	11	34	0	0	3	0	2	18	9	2
	CHANGE		7 -	4 -	11 -	0	0	3 -	0	2 +	9 -	2 -	1 +
	RURAL	73	6	4	10	0	0	0	0	2	3	2	3
		72	12	10	22	0	0	3	0	2	13	2	2
	CHANGE		6 -	6 -	12 -	0	0	3 -	0	0	10 -	0	1 +
	SHERIFF	73	0	1	1	0	0	0	0	1	0	0	0
		72	1	5	6	0	0	0	0	2	2	2	0
	CHANGE		1 -	4 -	5 -	0	0	0	0	1 -	2 -	2 -	0
	STATE POLICE	73	6	3	9	0	0	0	0	1	3	2	3
		72	11	5	16	0	0	3	0	0	11	0	2
	CHANGE		5 -	2 -	7 -	0	0	3 -	0	1 +	8 -	2 +	1 +
	MUNICIPAL	73	10	3	13	0	0	0	0	2	6	5	0
		72	11	1	12	0	0	0	0	0	5	7	0
	CHANGE		1 -	2 +	1 +	0	0	0	0	2 +	1 +	2 -	0
		73	10	3	13	0	0	0	0	2	6	5	0
		72	11	1	12	0	0	0	0	0	5	7	0
	CHANGE		1 -	2 +	1 +	0	0	0	0	2 +	1 +	2 -	0

PAGE 9

PART I ARRESTS BY CHARGE AND AGENCY TYPE

			JUVENILE	ADULTS	GRAND TOTAL	CRIMINAL HOMICIDE MURDER	NEG MANSL	FORCIBLE RAPE	ROBBERY	AGGRAV ASSAULT	BURGLARY	LARCENY	AUTO THEFT
GREENBRIER COUNTY TOTAL		73	31	33	64	1	2	1	0	4	21	27	8
		72	41	52	93	2	5	3	2	10	27	34	10
	CHANGE		10 -	19 -	29 -	1 -	3 -	2 -	2 -	6 -	6 -	7 -	2 -
RURAL		73	24	26	50	1	2	0	0	3	12	24	8
		72	34	40	80	2	5	3	2	10	24	24	10
	CHANGE		10 -	20 -	30 -	1 -	3 -	3 -	2 -	7 -	12 -	0	2 -
SHERIFF		73	0	0	0	0	0	0	0	0	0	0	0
		72	0	5	5	0	0	0	0	0	1	3	1
	CHANGE		0	5 -	5 -	0	0	0	0	0	1 -	3 -	1 -
STATE POLICE		73	24	26	50	1	2	0	0	3	12	24	8
		72	34	41	75	2	5	3	2	10	23	21	9
	CHANGE		10 -	15 -	25 -	1 -	3 -	3 -	2 -	7 -	11 -	3 +	1 -
MUNICIPAL		73	7	7	14	0	0	1	0	1	9	3	0
		72	7	0	13	0	0	0	0	0	3	10	0
	CHANGE		0	1 +	1 +	0	0	1 +	0	1 +	6 +	7 -	0
LEWISBURG PD		73	7	2	9	0	0	0	0	0	6	3	0
		72	5	0	5	0	0	0	0	0	0	5	0
	CHANGE		2 +	2 +	4 +	0	0	0	0	0	6 +	2 -	0
RAINELLE PD		73	0	0	0	0	0	0	0	0	0	0	0
		72	0	3	3	0	0	0	0	0	0	3	0
	CHANGE		0	3 -	3 -	0	0	0	0	0	0	3 -	0
RONCEVERTE PD		73	0	0	0	0	0	0	0	0	0	0	0
		72	1	0	1	0	0	0	0	0	0	1	0
	CHANGE		1 -	0	1 -	0	0	0	0	0	0	1 -	0
WHITE SULPHUR SPRINGS PD		73	0	5	5	0	0	1	0	1	3	0	0
		72	1	3	4	0	0	0	0	0	3	1	0
	CHANGE		1 -	2 +	1 +	0	0	1 +	0	1 +	0	1 -	0
HAMPSHIRE COUNTY TOTAL		73	42	27	69	0	1	0	0	0	32	27	9
		72	8	31	39	0	0	2	1	5	10	14	7
	CHANGE		34 +	4 -	30 +	0	1 +	2 -	1 -	5 -	22 +	13 +	2 +
RURAL		73	35	25	60	0	1	0	0	0	23	27	9
		72	8	31	39	0	0	2	1	5	10	14	7
	CHANGE		27 +	6 -	21 +	0	1 +	2 -	1 -	5 -	13 +	13 +	2 +

PAGE 10

PART I ARRESTS BY CHARGE AND AGENCY TYPE

			JUVENILE	ADULTS	GRAND TOTAL	CRIMINAL HOMICIDE MURDER	NEG MANSL	FORCIBLE RAPE	ROBBERY	AGGRAV ASSAULT	BURGLARY	LARCENY	AUTO THEFT
SHERIFF		73	15	10	25	0	0	0	0	0	5	18	2
		72	0	0	0	0	0	0	0	0	0	0	0
	CHANGE		15 +	10 +	25 +	0	0	0	0	0	5 +	18 +	2 +
STATE POLICE		73	20	15	35	0	1	0	0	0	18	9	7
		72	8	31	39	0	0	2	1	5	10	14	7
	CHANGE		12 +	16 -	4 -	0	1 +	2 -	1 -	5 -	8 +	5 -	0
MUNICIPAL		73	7	2	9	0	0	0	0	0	9	0	0
		72	0	0	0	0	0	0	0	0	0	0	0
	CHANGE		7 +	2 +	9 +	0	0	0	0	0	9 +	0	0
ROMNEY PD		73	7	2	9	0	0	0	0	0	9	0	0
		72	0	0	0	0	0	0	0	0	0	0	0
	CHANGE		7 +	2 +	9 +	0	0	0	0	0	9 +	0	0
HANCOCK COUNTY TOTAL		73	61	84	145	0	0	9	5	27	38	57	9
		72	37	38	75	1	1	1	7	5	29	17	14
	CHANGE		24 +	46 +	70 +	1 -	1 -	8 +	2 -	22 +	9 +	40 +	5 -
RURAL		73	34	42	76	0	0	4	2	15	22	30	3
		72	3	23	26	0	0	1	2	3	10	6	4
	CHANGE		31 +	19 +	50 +	0	0	3 +	0	12 +	12 +	24 +	1 -
SHERIFF		73	33	40	73	0	0	4	2	15	20	29	3
		72	3	19	22	0	0	1	2	3	7	5	4
	CHANGE		30 +	21 +	51 +	0	0	3 +	0	12 +	13 +	24 +	1 -
STATE POLICE		73	1	2	3	0	0	0	0	0	2	1	0
		72	0	4	4	0	0	0	0	0	3	1	0
	CHANGE		1 +	2 -	1 -	0	0	0	0	0	1 -	0	0
MUNICIPAL		73	27	42	69	0	0	5	3	12	16	27	6
		72	34	15	49	1	1	0	5	2	19	11	10
	CHANGE		7 -	27 +	20 +	1 -	1 -	5 +	2 -	10 +	3 -	16 +	4 -
CHESTER PD		73	0	0	0	0	0	0	0	0	0	0	0
		72	0	0	0	0	0	0	0	0	0	0	0
	CHANGE		0	0	0	0	0	0	0	0	0	0	0
WEIRTON PD		73	27	42	69	0	0	5	3	12	16	27	6
		72	33	14	47	1	1	0	5	2	19	9	10
	CHANGE		6 -	28 +	22 +	1 -	1 -	5 +	2 -	10 +	3 -	18 +	4 -

PAGE 11

PART I ARRESTS BY CHARGE AND AGENCY TYPE

			JUVENILE	ADULTS	GRAND TOTAL	CRIMINAL HOMICIDE MURDER	NEG MANSL	FORCIBLE RAPE	ROBBERY	AGGRAV ASSAULT	BURGLARY	LARCENY	AUTO THEFT
NEW CUMBERLAND PD		73	0	0	0	0	0	0	0	0	0	0	0
		72	1	1	2	0	0	0	0	0	0	2	0
	CHANGE		1 -	1 -	2 -	0	0	0	0	0	0	2 -	0
HARDY COUNTY	TOTAL	73	13	5	18	0	2	0	0	0	0	12	4
		72	6	9	15	0	1	0	0	5	5	3	1
	CHANGE		7 +	4 -	3 +	0	1 +	0	0	5 -	5 -	9 +	3 +
	RURAL	73	13	5	18	0	2	0	0	0	0	12	4
		72	6	8	14	0	1	0	0	4	5	3	1
	CHANGE		7 +	3 -	4 +	0	1 +	0	0	4 -	5 -	9 +	3 +
	SHERIFF	73	0	0	0	0	0	0	0	0	0	0	0
		72	0	0	0	0	0	0	0	0	0	0	0
	CHANGE		0	0	0	0	0	0	0	0	0	0	0
	STATE POLICE	73	13	5	18	0	2	0	0	0	0	12	4
		72	6	8	14	0	1	0	0	4	5	3	1
	CHANGE		7 +	3 -	4 +	0	1 +	0	0	4 -	5 -	9 +	3 +
	MUNICIPAL	73	0	0	0	0	0	0	0	0	0	0	0
		72	0	1	1	0	0	0	0	1	0	0	0
	CHANGE		0	1 -	1 -	0	0	0	0	1 -	0	0	0
MOOREFIELD PD		73	0	0	0	0	0	0	0	0	0	0	0
		72	0	1	1	0	0	0	0	1	0	0	0
	CHANGE		0	1 -	1 -	0	0	0	0	1 -	0	0	0
HARRISON COUNTY	TOTAL	73	76	134	210	4	0	5	13	6	23	145	14
		72	29	102	131	4	3	1	7	9	16	79	12
	CHANGE		47 +	32 +	79 +	0	3 -	4 +	6 +	3 -	7 +	66 +	2 +
	RURAL	73	19	64	83	4	0	4	4	2	14	45	10
		72	12	60	72	1	3	1	4	7	4	47	5
	CHANGE		7 +	4 +	11 +	3 +	3 -	3 +	0	5 -	10 +	2 -	5 +
	SHERIFF	73	12	33	45	2	0	0	4	2	11	22	4
		72	0	4	4	0	0	1	0	0	0	0	3
	CHANGE		12 +	29 +	41 +	2 +	0	1 -	4 +	2 +	11 +	22 +	1 +
	STATE POLICE	73	7	31	38	2	0	4	0	0	3	23	6
		72	12	56	68	1	3	0	4	7	4	47	2
	CHANGE		5 -	25 -	30 -	1 +	3 -	4 +	4 -	7 -	1 -	24 -	4 +

PAGE 12

PART I ARRESTS BY CHARGE AND AGENCY TYPE

			JUVENILE	ADULTS	GRAND TOTAL	CRIMINAL HOMICIDE MURDER	NEG MANSL	FORCIBLE RAPE	ROBBERY	AGGRAV ASSAULT	BURGLARY	LARCENY	AUTO THEFT
	MUNICIPAL	73	57	70	127	0	0	1	9	4	9	100	4
		72	17	42	59	3	0	0	3	2	12	32	7
	CHANGE		40 +	28 +	68 +	3 -	0	1 +	6 +	2 +	3 -	68 +	3 -
BRIDGEPORT PD		73	19	48	67	0	0	1	0	0	2	64	0
		72	0	1	1	0	0	0	0	0	0	1	0
	CHANGE		19 +	47 +	66 +	0	0	1 +	0	0	2 +	63 +	0
CLARKSBURG PD		73	23	21	44	0	0	0	1	4	4	34	1
		72	9	36	45	0	0	0	2	2	10	28	3
	CHANGE		14 +	15 -	1 -	0	0	0	1 -	2 +	6 -	6 +	2 -
SALEM PD		73	2	0	2	0	0	0	0	0	1	1	0
		72	2	2	4	0	0	0	0	0	2	2	0
	CHANGE		0	2 -	2 -	0	0	0	0	0	1 -	1 -	0
SHINNSTON PD		73	0	0	0	0	0	0	0	0	0	0	0
		72	0	0	0	0	0	0	0	0	0	0	0
	CHANGE		0	0	0	0	0	0	0	0	0	0	0
STONEWOOD PD		73	8	0	8	0	0	0	8	0	0	0	0
		72	0	0	0	0	0	0	0	0	0	0	0
	CHANGE		8 +	0	8 +	0	0	0	8 +	0	0	0	0
ANMOORE PD		73	1	0	1	0	0	0	0	0	1	0	0
		72	1	3	4	3	0	0	1	0	0	0	0
	CHANGE		0	3 -	3 -	3 -	0	0	1 -	0	1 +	0	0
NUTTER FORT PD		73	4	1	5	0	0	0	0	0	1	1	3
		72	5	0	5	0	0	0	0	0	0	1	4
	CHANGE		1 -	1 +	0	0	0	0	0	0	1 +	0	1 -
LUMBERPORT PD		73	0	0	0	0	0	0	0	0	0	0	0
		72	0	0	0	0	0	0	0	0	0	0	0
	CHANGE		0	0	0	0	0	0	0	0	0	0	0
JACKSON COUNTY	TOTAL	73	28	28	56	0	0	1	0	9	6	40	0
		72	34	28	62	0	1	2	4	6	11	29	9
	CHANGE		6 -	0	6 -	0	1 -	1 -	4 -	3 +	5 -	11 +	9 -
	RURAL	73	9	24	33	0	0	0	0	9	5	19	0
		72	9	21	30	0	1	2	4	5	3	10	5
	CHANGE		0	3 +	3 +	0	1 -	2 -	4 -	4 +	2 +	9 +	5 -

PART I ARRESTS BY CHARGE AND AGENCY TYPE

			JUVENILE	ADULTS	GRAND TOTAL	CRIMINAL HOMICIDE MURDER	CRIMINAL HOMICIDE NEG MANSL	FORCIBLE RAPE	ROBBERY	AGGRAV ASSAULT	BURGLARY	LARCENY	AUTO THEFT
	SHERIFF	73	5	14	19	0	0	0	0	6	5	8	0
		72	1	3	4	0	0	1	0	0	1	0	2
	CHANGE		4 +	11 +	15 +	0	0	1 -	0	6 +	4 +	8 +	2 -
	STATE POLICE	73	4	10	14	0	0	0	0	3	0	11	0
		72	8	18	26	0	1	1	4	5	2	10	3
	CHANGE		4 -	8 -	12 -	0	1 -	1 -	4 -	2 -	2 -	1 +	3 -
	MUNICIPAL	73	19	4	23	0	0	1	0	0	1	21	0
		72	25	7	32	0	0	0	0	1	8	19	4
	CHANGE		6 -	3 -	9 -	0	0	1 +	0	1 -	7 -	2 +	4 -
RAVENSWOOD PD		73	19	4	23	0	0	1	0	0	1	21	0
		72	16	4	20	0	0	0	0	0	5	11	4
	CHANGE		3 +	0	3 +	0	0	1 +	0	0	4 -	10 +	4 -
RIPLEY PD		73	0	0	0	0	0	0	0	0	0	0	0
		72	9	3	12	0	0	0	0	1	3	8	0
	CHANGE		9 -	3 -	12 -	0	0	0	0	1 -	3 -	8 -	0
JEFFERSON COUNTY	TOTAL	73	57	67	124	3	3	3	1	14	30	57	13
		72	36	68	104	3	1	1	9	10	30	33	17
	CHANGE		21 +	1 -	20 +	0	2 +	2 +	8 -	4 +	0	24 +	4 -
	RURAL	73	30	57	87	3	5	3	1	11	24	29	13
		72	25	53	78	2	1	1	6	10	26	15	17
	CHANGE		5 +	4 +	9 +	1 +	2 +	2 +	5 -	1 +	2 -	14 +	4 -
	SHERIFF	73	7	20	27	2	0	2	0	1	7	14	1
		72	9	10	19	0	0	0	0	4	9	5	1
	CHANGE		2 -	10 +	8 +	2 +	0	2 +	0	3 -	2 -	9 +	0
	STATE POLICE	73	23	37	60	1	3	1	1	10	17	15	12
		72	16	43	59	2	1	1	6	6	17	10	16
	CHANGE		7 +	6 -	1 +	1 -	2 +	0	5 -	4 +	0	5 +	4 -
	MUNICIPAL	73	27	10	37	0	0	0	0	3	6	28	0
		72	11	15	26	1	0	0	3	0	4	18	0
	CHANGE		16 +	5 -	11 +	1 -	0	0	3 -	3 +	2 +	10 +	0
CHARLES TOWN PD		73	18	5	23	0	0	0	0	0	0	23	0
		72	7	9	16	0	0	0	1	0	2	13	0
	CHANGE		11 +	4 -	7 +	0	0	0	1 -	0	2 -	10 +	0

PART I ARRESTS BY CHARGE AND AGENCY TYPE

			JUVENILE	ADULTS	GRAND TOTAL	CRIMINAL HOMICIDE MURDER	CRIMINAL HOMICIDE NEG MANSL	FORCIBLE RAPE	ROBBERY	AGGRAV ASSAULT	BURGLARY	LARCENY	AUTO THEFT
SHEPHERDSTOWN PD		73	4	0	4	0	0	0	0	0	3	1	0
		72	2	1	3	0	0	0	1	0	2	0	0
	CHANGE		2 +	1 -	1 +	0	0	0	1 -	0	1 +	1 +	0
RANSON PD		73	5	5	10	0	0	0	0	3	3	4	0
		72	2	5	7	1	0	0	1	0	0	5	0
	CHANGE		3 +	0	3 +	1 -	0	0	1 -	3 +	3 +	1 -	0
KANAWHA COUNTY	TOTAL	73	839	724	1563	20	5	20	38	132	385	826	137
		72	751	711	1462	17	5	9	55	158	323	784	111
	CHANGE		88 +	13 +	101 +	3 +	0	11 +	17 -	26 -	62 +	42 +	26 +
	RURAL	73	269	305	574	6	4	15	8	61	219	190	71
		72	186	249	435	5	4	8	18	39	165	136	60
	CHANGE		83 +	56 +	139 +	1 +	0	7 +	10 -	22 +	54 +	54 +	11 +
	SHERIFF	73	52	81	133	1	1	5	4	14	44	51	13
		72	43	95	138	1	0	4	10	16	48	41	18
	CHANGE		9 +	14 -	5 -	0	1 +	1 +	6 -	2 -	4 -	10 +	5 -
	STATE POLICE	73	217	224	441	5	3	10	4	47	175	139	58
		72	143	154	297	4	4	4	8	23	117	95	42
	CHANGE		74 +	70 +	144 +	1 +	1 -	6 +	4 -	24 +	58 +	44 +	16 +
	MUNICIPAL	73	570	419	989	14	1	5	30	71	166	636	66
		72	565	462	1027	12	1	1	37	119	158	648	51
	CHANGE		5 +	43 -	38 -	2 +	0	4 +	7 -	48 -	8 +	12 -	15 +
BELLE PD		73	0	0	0	0	0	0	0	0	0	0	0
		72	1	1	2	0	0	0	0	0	0	2	0
	CHANGE		1 -	1 -	2 -	0	0	0	0	0	0	2 -	0
CHARLESTON PD		73	480	329	809	13	0	2	26	58	115	548	47
		72	490	417	907	12	1	1	36	112	116	591	38
	CHANGE		10 -	88 -	98 -	1 +	1 -	1 +	10 -	54 -	1 -	43 -	9 +
DUNBAR PD		73	5	14	19	0	1	1	0	11	1	0	5
		72	0	0	0	0	0	0	0	0	0	0	0
	CHANGE		5 +	14 +	19 +	0	1 +	1 +	0	11 +	1 +	0	5 +
NITRO PD		73	10	5	15	0	0	0	0	0	2	12	1
		72	2	4	6	0	0	0	0	0	4	2	0
	CHANGE		8 +	1 +	9 +	0	0	0	0	0	2 -	10 +	1 +

PART I ARRESTS BY CHARGE AND AGENCY TYPE

			JUVENILE	ADULTS	GRAND TOTAL	CRIMINAL HOMICIDE MURDER	CRIMINAL HOMICIDE NEG MANSL	FORCIBLE RAPE	ROBBERY	AGGRAV ASSAULT	BURGLARY	LARCENY	AUTO THEFT
ST ALBANS PD		73	6	2	8	0	0	0	0	1	2	3	2
		72	15	14	29	0	0	0	0	2	2	21	4
	CHANGE		9 -	12 -	21 -	0	0	0	0	1 -	0	18 -	2 -
SOUTH CHARLESTON PD		73	65	43	108	1	0	2	4	1	42	47	11
		72	42	25	67	0	0	0	1	4	28	26	8
	CHANGE		23 +	18 +	41 +	1 +	0	2 +	3 +	3 -	14 +	21 +	3 +
CHESAPEAKE PD		73	2	25	27	0	0	0	0	0	2	25	0
		72	6	1	7	0	0	0	0	1	5	1	0
	CHANGE		4 -	24 +	20 +	0	0	0	0	1 -	3 -	24 +	0
MARMET PD		73	0	0	0	0	0	0	0	0	0	0	0
		72	2	0	2	0	0	0	0	0	2	0	0
	CHANGE		2 -	0	2 -	0	0	0	0	0	2 -	0	0
EAST BANK PD		73	0	0	0	0	0	0	0	0	0	0	0
		72	0	0	0	0	0	0	0	0	0	0	0
	CHANGE		0	0	0	0	0	0	0	0	0	0	0
GLASGOW PD		73	0	0	0	0	0	0	0	0	0	0	0
		72	4	0	4	0	0	0	0	0	0	4	0
	CHANGE		4 -	0	4 -	0	0	0	0	0	0	4 -	0
CLENDENIN PD		73	2	1	3	0	0	0	0	0	2	1	0
		72	2	0	2	0	0	0	0	0	0	1	1
	CHANGE		0	1 +	1 +	0	0	0	0	0	2 +	0	1 -
CEDAR GROVE PD		73	0	0	0	0	0	0	0	0	0	0	0
		72	1	0	1	0	0	0	0	0	1	0	0
	CHANGE		1 -	0	1 -	0	0	0	0	0	1 -	0	0
LEWIS COUNTY	TOTAL	73	5	22	27	0	1	2	0	2	7	14	1
		72	7	22	29	1	0	0	5	5	8	9	1
	CHANGE		2 -	0	2 -	1 -	1 +	2 +	5 -	3 -	1 -	5 +	0
	RURAL	73	4	17	21	0	1	1	0	1	4	13	1
		72	3	13	16	1	0	0	5	4	3	3	0
	CHANGE		1 +	4 +	5 +	1 -	1 +	1 +	5 -	3 -	1 +	10 +	1 +
	SHERIFF	73	4	10	14	0	0	1	0	1	3	9	0
		72	1	5	6	0	0	0	0	3	1	2	0
	CHANGE		3 +	5 +	8 +	0	0	1 +	0	2 -	2 +	7 +	0

PART I ARRESTS BY CHARGE AND AGENCY TYPE

			JUVENILE	ADULTS	GRAND TOTAL	CRIMINAL HOMICIDE MURDER	CRIMINAL HOMICIDE NEG MANSL	FORCIBLE RAPE	ROBBERY	AGGRAV ASSAULT	BURGLARY	LARCENY	AUTO THEFT
	STATE POLICE	73	0	7	7	0	1	0	0	0	1	4	1
		72	2	8	10	1	0	0	5	1	2	1	0
	CHANGE		2 -	1 -	3 -	1 -	1 +	0	5 -	1 -	1 -	3 +	1 +
	MUNICIPAL	73	1	5	6	0	0	1	0	1	3	1	0
		72	4	9	13	0	0	0	0	1	5	6	1
	CHANGE		3 -	4 -	7 -	0	0	1 +	0	0	2 -	5 -	1 -
		73	1	5	6	0	0	1	0	1	3	1	0
		72	4	9	13	0	0	0	0	1	5	6	1
	CHANGE		3 -	4 -	7 -	0	0	1 +	0	0	2 -	5 -	1 -
LINCOLN COUNTY	TOTAL	73	20	40	60	0	1	4	0	9	13	31	2
		72	31	68	99	0	4	3	4	19	38	25	6
	CHANGE		11 -	28 -	39 -	0	3 -	1 +	4 -	10 -	25 -	6 +	4 -
	RURAL	73	20	40	60	0	1	4	0	9	13	31	2
		72	31	68	99	0	4	3	4	19	38	25	6
	CHANGE		11 -	28 -	39 -	0	3 -	1 +	4 -	10 -	25 -	6 +	4 -
	SHERIFF	73	14	19	33	0	0	4	0	4	10	14	1
		72	7	19	26	0	1	0	0	2	13	8	2
	CHANGE		7 +	0	7 +	0	1 -	4 +	0	2 +	3 -	6 +	1 -
	STATE POLICE	73	6	21	27	0	1	0	0	5	3	17	1
		72	24	49	73	0	3	3	4	17	25	17	4
	CHANGE		18 -	28 -	46 -	0	2 -	3 -	4 -	12 -	22 -	0	3 -
LOGAN COUNTY	TOTAL	73	75	133	208	4	0	7	4	32	51	87	23
		72	18	47	65	4	3	0	5	18	11	21	3
	CHANGE		57 +	86 +	143 +	0	3 -	7 +	1 -	14 +	40 +	66 +	20 +
	RURAL	73	66	122	188	4	0	7	4	28	50	75	20
		72	13	33	46	4	3	0	5	6	11	14	3
	CHANGE		53 +	89 +	142 +	0	3 -	7 +	1 -	22 +	39 +	61 +	17 +
	SHERIFF	73	5	7	12	0	0	0	0	1	3	7	1
		72	6	0	6	0	0	0	2	0	4	0	0
	CHANGE		1 -	7 +	6 +	0	0	0	2 -	1 +	1 -	7 +	1 +
	STATE POLICE	73	61	115	176	4	0	7	4	27	47	68	19
		72	7	33	40	4	3	0	3	6	7	14	3
	CHANGE		54 +	82 +	136 +	0	3 -	7 +	1 +	21 +	40 +	54 +	16 +

PART I ARRESTS BY CHARGE AND AGENCY TYPE

			JUVENILE	ADULTS	GRAND TOTAL	CRIMINAL MURDER	HOMICIDE NEG MANSL	FORCIBLE RAPE	ROBBERY	AGGRAV ASSAULT	BURGLARY	LARCENY	AUTO THEFT
	MUNICIPAL	73	9	11	20	0	0	0	0	4	1	12	3
		72	5	14	19	0	0	0	0	12	0	7	0
	CHANGE		4 +	3 -	1 +	0	0	0	0	8 -	1 +	5 +	3 +
LOGAN PD		73	9	11	20	0	0	0	0	4	1	12	3
		72	5	12	17	0	0	0	0	10	0	7	0
	CHANGE		4 +	1 -	3 +	0	0	0	0	6 -	1 +	5 +	3 +
MAN PD		73	0	0	0	0	0	0	0	0	0	0	0
		72	0	2	2	0	0	0	0	2	0	0	0
	CHANGE		0	2 -	2 -	0	0	0	0	2 -	0	0	0
CDOWELL COUNTY	TOTAL	73	15	100	115	3	0	3	3	23	44	38	1
		72	26	122	148	17	2	12	1	31	51	30	4
	CHANGE		11 -	22 -	33 -	14 -	2 -	9 -	2 +	8 -	7 -	8 +	3 -
	RURAL	73	7	91	98	3	0	3	3	23	32	33	1
		72	18	110	128	17	2	12	1	31	38	23	4
	CHANGE		11 -	19 -	30 -	14 -	2 -	9 -	2 +	8 -	6 -	10 +	3 -
	SHERIFF	73	3	36	39	1	0	3	1	12	13	9	0
		72	5	16	21	1	0	4	0	8	5	0	3
	CHANGE		2 -	20 +	18 +	0	0	1 -	1 +	4 +	8 +	9 +	3 -
	STATE POLICE	73	4	55	59	2	0	0	2	11	19	24	1
		72	13	94	107	16	2	8	1	23	33	23	1
	CHANGE		9 -	39 -	48 -	14 -	2 -	8 -	1 +	12 -	14 -	1 +	0
	MUNICIPAL	73	8	9	17	0	0	0	0	0	12	5	0
		72	8	12	20	0	0	0	0	0	13	7	0
	CHANGE		0	3 -	3 -	0	0	0	0	0	1 -	2 -	0
KEYSTONE PD		73	0	0	0	0	0	0	0	0	0	0	0
		72	0	0	0	0	0	0	0	0	0	0	0
	CHANGE		0	0	0	0	0	0	0	0	0	0	0
MAR PD		73	6	0	6	0	0	0	0	0	6	0	0
		72	0	5	5	0	0	0	0	0	0	5	0
	CHANGE		6 +	5 -	1 +	0	0	0	0	0	6	5 -	0
WELCH PD		73	2	8	10	0	0	0	0	0	6	4	0
		72	0	2	2	0	0	0	0	0	1	1	0
	CHANGE		2 +	6 +	8 +	0	0	0	0	0	5 +	3 +	0

PART I ARRESTS BY CHARGE AND AGENCY TYPE

			JUVENILE	ADULTS	GRAND TOTAL	CRIMINAL MURDER	HOMICIDE NEG MANSL	FORCIBLE RAPE	ROBBERY	AGGRAV ASSAULT	BURGLARY	LARCENY	AUTO THEFT
ANAWALT PD			0	0	0	0	0	0	0	0	0	0	0
		72	0	0	0	0	0	0	0	0	0	0	0
	CHANGE		0	-	0	0	0	0	0	0	0	0	0
GARY PD		73	0	0	0	0	0	0	0	0	0	0	0
		72	0	0	0	0	0	0	0	0	0	0	0
	CHANGE		0	0	0	0	0	0	0	0	0	0	0
NORTH FORK PD		73	0	1	1	0	0	0	0	0	0	1	0
		72	0	0	0	0	0	0	0	0	0	0	0
	CHANGE		0	1 +	1 +	0	0	0	0	0	0	1 +	0
DAVY PD		73	0	0	0	0	0	0	0	0	0	0	0
		72	1	4	5	0	0	0	0	0	5	0	0
	CHANGE		1 -	4 -	5 -	0	0	0	0	0	5 -	0	0
KIMBALL PD		73	0	0	0	0	0	0	0	0	0	0	0
		72	7	1	8	0	0	0	0	0	7	1	0
	CHANGE		7 -	1 -	8 -	0	0	0	0	0	7 -	1 -	0
IEAGER PD		73	0	0	0	0	0	0	0	0	0	0	0
		72	0	0	0	0	0	0	0	0	0	0	0
	CHANGE		0	0	0	0	0	0	0	0	0	0	0
MARION COUNTY	TOTAL	73	79	162	241	2	8	6	15	39	46	96	29
		72	26	76	102	0	0	4	5	21	35	30	7
	CHANGE		53 +	86 +	139 +	2 +	8 +	2 +	10 +	18 +	11 +	66 +	22 +
	RURAL	73	33	82	115	1	6	4	4	18	11	59	12
		72	20	47	67	0	0	3	0	18	17	24	5
	CHANGE		13 +	35 +	48 +	1 +	6 +	1 +	4 +	0	6 -	35 +	7 +
	SHERIFF	73	30	67	97	1	1	3	4	17	10	49	12
		72	2	24	26	0	0	0	0	17	2	7	0
	CHANGE		28 +	43 +	71 +	1 +	1 +	3 +	4 +	0	8 +	42 +	12 +
	STATE POLICE	73	3	15	18	0	5	1	0	1	1	10	0
		72	18	23	41	0	0	3	0	1	15	17	5
	CHANGE		15 -	8 -	23 -	0	5 +	2 -	0	0	14 -	7 -	5 -
	MUNICIPAL	73	46	80	126	1	2	2	11	21	35	37	17
		72	6	29	35	0	0	1	5	3	18	6	2
	CHANGE		40 +	51 +	91 +	1 +	2 +	1 +	6 +	18 +	17 +	31 +	15 +

PART I ARRESTS BY CHARGE AND AGENCY TYPE

			JUVENILE	ADULTS	GRAND TOTAL	CRIMINAL MURDER	HOMICIDE NEG MANSL	FORCIBLE RAPE	ROBBERY	AGGRAV ASSAULT	BURGLARY	LARCENY	AUTO THEFT
FAIRMONT PD		73	44	79	123	1	2	2	11	21	35	35	16
		72	6	24	30	0	0	1	5	1	18	4	1
	CHANGE		38 +	55 +	93 +	1 +	2 +	1 +	6 +	20 +	17 +	31 +	15 +
MANNINGTON PD		73	1	0	1	0	0	0	0	0	0	1	0
		72	0	4	4	0	0	0	0	1	0	2	1
	CHANGE		1 +	4 -	3 -	0	0	0	0	1 -	0	1 -	1 -
RIVESVILLE PD		73	0	0	0	0	0	0	0	0	0	0	0
		72	0	0	0	0	0	0	0	0	0	0	0
	CHANGE		0	0	0	0	0	0	0	0	0	0	0
MONONGAH PD		73	0	0	0	0	0	0	0	0	0	0	0
		72	0	0	0	0	0	0	0	0	0	0	0
	CHANGE		0	0	0	0	0	0	0	0	0	0	0
FAIRVIEW PD		73	0	0	0	0	0	0	0	0	0	0	0
		72	0	0	0	0	0	0	0	0	0	0	0
	CHANGE		0	0	0	0	0	0	0	0	0	0	0
FARMINGTON PD		73	0	0	0	0	0	0	0	0	0	0	0
		72	0	0	0	0	0	0	0	0	0	0	0
	CHANGE		0	0	0	0	0	0	0	0	0	0	0
GRANT TOWN PD		73	1	1	2	0	0	0	0	0	0	1	1
		72	0	1	1	0	0	0	0	1	0	0	0
	CHANGE		1 +	0	1 +	0	0	0	0	1 -	0	1 +	1 +
MARSHALL COUNTY	TOTAL	73	20	117	137	1	0	0	8	16	13	89	10
		72	66	140	206	6	2	7	4	9	43	129	6
	CHANGE		46 -	23 -	69 -	5 -	2 -	7 -	4 +	7 +	30 -	40 -	4 +
	RURAL	73	7	38	45	0	0	0	3	15	7	14	6
		72	12	38	50	6	2	6	4	4	13	12	3
	CHANGE		5 -	0	5 -	6 -	2 -	6 -	1 -	11 +	6 -	2 +	3 +
	SHERIFF	73	7	20	27	0	0	0	0	8	5	8	6
		72	1	10	11	0	0	0	0	0	2	7	2
	CHANGE		6 +	10 +	16 +	0	0	0	0	8 +	3 +	1 +	4 +
	STATE POLICE	73	0	18	18	0	0	0	3	7	2	6	0
		72	11	28	39	6	2	6	4	4	11	5	1
	CHANGE		11 -	10 -	21 -	6 -	2 -	6 -	1 -	3 +	9 -	1 +	1 -

PART I ARRESTS BY CHARGE AND AGENCY TYPE

			JUVENILE	ADULTS	GRAND TOTAL	CRIMINAL MURDER	HOMICIDE NEG MANSL	FORCIBLE RAPE	ROBBERY	AGGRAV ASSAULT	BURGLARY	LARCENY	AUTO THEFT
	MUNICIPAL	73	13	79	92	1	0	0	5	1	6	75	4
		72	54	102	156	0	0	1	0	5	30	117	3
	CHANGE		41 -	23 -	64 -	1 +	0	1 -	5 +	4 -	24 -	42 -	1 +
BENWOOD PD		73	0	61	61	0	0	0	3	0	2	54	2
		72	3	61	64	0	0	0	0	0	3	60	1
	CHANGE		3 -	0	3 -	0	0	0	3 +	0	1 -	6 -	1 +
CAMERON PD		73	0	0	0	0	0	0	0	0	0	0	0
		72	0	0	0	0	0	0	0	0	0	0	0
	CHANGE		0	0	0	0	0	0	0	0	0	0	0
GLEN DALE PD		73	0	1	1	0	0	0	0	0	1	0	0
		72	10	8	18	0	0	0	0	0	18	0	0
	CHANGE		10 -	7 -	17 -	0	0	0	0	0	17 -	0	0
MCMECHEN PD		73	0	0	0	0	0	0	0	0	0	0	0
		72	0	0	0	0	0	0	0	0	0	0	0
	CHANGE		0	0	0	0	0	0	0	0	0	0	0
MOUNDSVILLE PD		73	13	17	30	1	0	0	2	1	3	21	2
		72	41	33	74	0	0	1	0	5	9	57	2
	CHANGE		28 -	16 -	44 -	1 +	0	1 -	2 +	4 -	6 -	36 -	0
MASON COUNTY	TOTAL	73	18	75	93	0	1	1	1	7	55	27	1
		72	30	28	58	0	3	0	4	1	26	14	10
	CHANGE		12 -	47 +	35 +	0	2 -	1 +	3 -	6 +	29 +	13 +	9 -
	RURAL	73	13	68	81	0	1	1	1	6	48	23	1
		72	9	11	20	0	2	0	0	0	11	5	2
	CHANGE		4 +	57 +	61 +	0	1 -	1 +	1 +	6 +	37 +	18 +	1 -
	SHERIFF	73	8	56	64	0	0	1	1	3	42	17	0
		72	2	3	5	0	1	0	0	0	1	2	1
	CHANGE		6 +	53 +	59 +	0	1 -	1 +	1 +	3 +	41 +	15 +	1 -
	STATE POLICE	73	5	12	17	0	1	0	0	3	6	6	1
		72	7	8	15	0	1	0	0	0	10	3	1
	CHANGE		2 -	4 +	2 +	0	0	0	0	3 +	4 -	3 +	0
	MUNICIPAL	73	5	7	12	0	0	0	0	1	7	4	0
		72	21	17	38	0	1	0	4	1	15	9	8
	CHANGE		16 -	10 -	26 -	0	1 -	0	4 -	0	8 -	5 -	8 -

PART I ARRESTS BY CHARGE AND AGENCY TYPE

			JUVENILE	ADULTS	GRAND TOTAL	CRIMINAL HOMICIDE MURDER	NEG MANSL	FORCIBLE RAPE	ROBBERY	AGGRAV ASSAULT	BURGLARY	LARCENY	AUTO THEFT
		73	3	6	9	0	0	0	0	1	5	3	0
		72	16	11	27	0	1	0	0	1	11	9	5
	CHANGE		13 -	5 -	18 -	0	1 -	0	0	0	6 -	6 -	5 -
		73	0	0	0	0	0	0	0	0	0	0	0
		72	1	4	5	0	0	0	0	0	4	0	1
	CHANGE		1 -	4 -	5 -	0	0	0	0	0	4 -	0	1 -
		73	2	1	3	0	0	0	0	0	2	1	0
		72	4	2	6	0	0	0	4	0	0	0	2
	CHANGE		2 -	1 -	3 -	0	0	0	4 -	0	2 +	1 +	2 -
MERCER COUNTY	TOTAL	73	106	203	309	1	1	9	21	60	60	128	29
		72	89	154	243	5	4	0	4	37	55	128	10
	CHANGE		17 +	49 +	66 +	4 -	3 -	9 +	17 +	23 +	5 +	0	19 +
	RURAL	73	35	81	116	1	1	6	16	23	23	34	12
		72	30	64	94	4	4	0	0	23	39	19	5
	CHANGE		5 +	17 +	22 +	3 -	3 -	6 +	16 +	0	16 -	15 +	7 +
	SHERIFF	73	8	16	24	0	0	0	4	0	3	17	0
		72	9	16	25	0	0	0	0	0	20	5	0
	CHANGE		1 -	0	1 -	0	0	0	4 +	0	17 -	12 +	0
	STATE POLICE	73	27	65	92	1	1	6	12	23	20	17	12
		72	21	48	69	4	4	0	0	23	19	14	5
	CHANGE		6 +	17 +	23 +	3 -	3 -	6 +	12 +	0	1 +	3 +	7 +
	MUNICIPAL	73	71	122	193	0	0	3	5	37	37	94	17
		72	59	90	149	1	0	0	4	14	16	109	5
	CHANGE		12 +	32 +	44 +	1 -	0	3 +	1 +	23 +	21 +	15 -	12 +
ATHENS PD		73	0	0	0	0	0	0	0	0	0	0	0
		72	0	0	0	0	0	0	0	0	0	0	0
	CHANGE		0	0	0	0	0	0	0	0	0	0	0
BLUEFIELD PD		73	28	77	105	0	0	2	3	21	14	51	14
		72	31	49	80	1	0	0	4	4	9	60	2
	CHANGE		3 -	28 +	25 +	1 -	0	2 +	1 -	17 +	5 +	9 -	12 +
PRINCETON PD		73	43	45	88	0	0	1	2	16	23	43	3
		72	27	40	67	0	0	0	0	10	6	49	2
	CHANGE		16 +	5 +	21 +	0	0	1 +	2 +	6 +	17 +	6 -	1 +

PART I ARRESTS BY CHARGE AND AGENCY TYPE

			JUVENILE	ADULTS	GRAND TOTAL	CRIMINAL HOMICIDE MURDER	NEG MANSL	FORCIBLE RAPE	ROBBERY	AGGRAV ASSAULT	BURGLARY	LARCENY	AUTO THEFT
MATOAKA PD		73	0	0	0	0	0	0	0	0	0	0	0
		72	1	1	2	0	0	0	0	0	1	0	1
	CHANGE		1 -	1 -	2 -	0	0	0	0	0	1 -	0	1 -
BRAMWELL PD		73	0	0	0	0	0	0	0	0	0	0	0
		72	0	0	0	0	0	0	0	0	0	0	0
	CHANGE		0	0	0	0	0	0	0	0	0	0	0
MINERAL COUNTY	TOTAL	73	9	35	44	2	3	0	0	8	18	9	4
		72	61	55	116	1	1	2	1	9	35	61	6
	CHANGE		52 -	20 -	72 -	1 +	2 +	2 -	1 -	1 -	17 -	52 -	2 -
	RURAL	73	6	28	34	2	3	0	0	3	15	7	4
		72	54	41	95	1	1	2	1	2	30	52	6
	CHANGE		48 -	13 -	61 -	1 +	2 +	2 -	1 -	1 +	15 -	45 -	2 -
	SHERIFF	73	0	0	0	0	0	0	0	0	0	0	0
		72	0	1	1	0	0	0	0	0	1	0	0
	CHANGE		0	1 -	1 -	0	0	0	0	0	1 -	0	0
	STATE POLICE	73	6	28	34	2	3	0	0	3	15	7	4
		72	54	40	94	1	1	2	1	2	29	52	6
	CHANGE		48 -	12 -	60 -	1 +	2 +	2 -	1 -	1 +	14 -	45 -	2 -
	MUNICIPAL	73	3	7	10	0	0	0	0	5	3	2	0
		72	7	14	21	0	0	0	0	7	5	9	0
	CHANGE		4 -	7 -	11 -	0	0	0	0	2 -	2 -	7 -	0
KEYSER PD		73	3	7	10	0	0	0	0	5	3	2	0
		72	7	10	17	0	0	0	0	7	3	7	0
	CHANGE		4 -	3 -	7 -	0	0	0	0	2 -	0	5 -	0
PIEDMONT PD		73	0	0	0	0	0	0	0	0	0	0	0
		72	0	0	0	0	0	0	0	0	0	0	0
	CHANGE		0	0	0	0	0	0	0	0	0	0	0
RIDGELEY PD		73	0	0	0	0	0	0	0	0	0	0	0
		72	0	4	4	0	0	0	0	0	2	2	0
	CHANGE		0	4 -	4 -	0	0	0	0	0	2 -	2 -	0
MINGO COUNTY	TOTAL	73	24	38	62	2	2	4	0	13	24	13	4
		72	36	24	60	3	1	3	6	8	31	7	1
	CHANGE		12 -	14 +	2 +	1 -	1 +	1 +	6 -	5 +	7 -	6 +	3 +

PART I ARRESTS BY CHARGE AND AGENCY TYPE

			JUVENILE	ADULTS	GRAND TOTAL	CRIMINAL HOMICIDE MURDER	NEG MANSL	FORCIBLE RAPE	ROBBERY	AGGRAV ASSAULT	BURGLARY	LARCENY	AUTO THEFT
	RURAL	73	15	22	37	2	2	4	0	7	14	4	4
		72	28	16	44	3	1	2	2	6	22	7	1
	CHANGE		13 -	6 +	7 -	1 -	1 +	2 +	2 -	1 +	8 -	3 -	3 +
	SHERIFF	73	4	8	12	0	0	2	0	3	6	1	0
		72	15	9	24	1	0	0	2	6	11	4	0
	CHANGE		11 -	1 -	12 -	1 -	0	2 +	2 -	3 -	5 -	3 -	0
	STATE POLICE	73	11	14	25	2	2	2	0	4	8	3	4
		72	13	7	20	2	1	2	0	0	11	3	1
	CHANGE		2 -	7 +	5 +	0	1 +	0	0	4 +	3 -	0	3 +
	MUNICIPAL	73	9	16	25	0	0	0	0	6	10	9	0
		72	8	8	16	0	0	1	4	2	9	0	0
	CHANGE		1 +	8 +	9 +	0	0	1 -	4 -	4 +	1 +	9 +	0
GILBERT PD		73	1	5	6	0	0	0	0	3	2	1	0
		72	0	0	0	0	0	0	0	0	0	0	0
	CHANGE		1 +	5 +	6 +	0	0	0	0	3 +	2 +	1 +	0
WILLIAMSON PD		73	8	11	19	0	0	0	0	3	8	8	0
		72	0	7	7	0	0	1	4	1	1	0	0
	CHANGE		8 +	4 +	12 +	0	0	1 -	4 -	2 +	7 +	8 +	0
KERMIT PD		73	0	0	0	0	0	0	0	0	0	0	0
		72	0	1	1	0	0	0	0	1	0	0	0
	CHANGE		0	1 -	1 -	0	0	0	0	1 -	0	0	0
DELBARTON PD		73	0	0	0	0	0	0	0	0	0	0	0
		72	8	0	8	0	0	0	0	0	8	0	0
	CHANGE		8 -	0	8 -	0	0	0	0	0	8 -	0	0
MATEWAN PD		73	0	0	0	0	0	0	0	0	0	0	0
		72	0	0	0	0	0	0	0	0	0	0	0
	CHANGE		0	0	0	0	0	0	0	0	0	0	0
MONONGALIA COUNTY	TOTAL	73	34	108	142	1	1	12	5	7	24	83	9
		72	26	128	154	3	1	4	2	15	42	70	17
	CHANGE		8 +	20 -	12 -	2 -	0	8 +	3 +	8 -	18 -	13 +	8 -
	RURAL	73	21	47	68	1	1	5	3	4	17	30	7
		72	16	57	73	2	0	4	1	8	32	17	9
	CHANGE		5 +	10 -	5 -	1 -	1 +	1 +	2 +	4 -	15 -	13 +	2 -

PART I ARRESTS BY CHARGE AND AGENCY TYPE

			JUVENILE	ADULTS	GRAND TOTAL	CRIMINAL HOMICIDE MURDER	NEG MANSL	FORCIBLE RAPE	ROBBERY	AGGRAV ASSAULT	BURGLARY	LARCENY	AUTO THEFT
	SHERIFF	73	12	22	34	0	1	0	2	3	11	[illegible]	0
		72	11	17	28	1	0	0	0	2	20	5	0
	CHANGE		1 +	5 +	6 +	1 -	1 +	0	2 +	1 +	9 -	12 +	0
	STATE POLICE	73	9	25	34	1	0	5	1	1	6	13	7
		72	5	40	45	1	0	4	1	6	12	12	9
	CHANGE		4 +	15 -	11 -	0	0	1 +	0	5 -	6 -	1 +	2 -
	MUNICIPAL	73	13	61	74	0	0	7	2	3	7	53	2
		72	10	71	81	1	1	0	1	7	10	53	8
	CHANGE		3 +	10 -	7 -	1 -	1 -	7 +	1 +	4 -	3 -	0	6 -
MORGANTOWN PD		73	13	59	72	0	0	7	2	3	7	51	2
		72	10	68	78	1	1	0	1	7	10	51	7
	CHANGE		3 +	9 -	6 -	1 -	1 -	7 +	1 +	4 -	3 -	0	5 -
STAR CITY PD		73	0	2	2	0	0	0	0	0	0	2	0
		72	0	3	3	0	0	0	0	0	0	2	1
	CHANGE		0	1 -	1 -	0	0	0	0	0	0	0	1 -
MONROE COUNTY	TOTAL	73	3	11	14	0	0	1	0	2	7	4	0
		72	6	9	15	0	3	0	0	3	7	2	0
	CHANGE		3 -	2 +	1 -	0	3 -	1 +	0	1 -	0	2 +	0
	RURAL	73	3	11	14	0	0	1	0	2	7	4	0
		72	6	9	15	0	3	0	0	3	7	2	0
	CHANGE		3 -	2 +	1 -	0	3 -	1 +	0	1 -	0	2 +	0
	SHERIFF	73	0	1	1	0	0	0	0	0	1	0	0
		72	1	2	3	0	1	0	0	0	1	1	0
	CHANGE		1 -	1 -	2 -	0	1 -	0	0	0	0	1 -	0
	STATE POLICE	73	3	10	13	0	0	1	0	2	6	4	0
		72	5	7	12	0	2	0	0	3	6	1	0
	CHANGE		2 -	3 +	1 +	0	2 -	1 +	0	1 -	0	3 +	0
	MUNICIPAL	73	0	0	0	0	0	0	0	0	0	0	0
		72	0	0	0	0	0	0	0	0	0	0	0
	CHANGE		0	0	0	0	0	0	0	0	0	0	0
UNION PD		73	0	0	0	0	0	0	0	0	0	0	0
		72	0	0	0	0	0	0	0	0	0	0	0
	CHANGE		0	0	0	0	0	0	0	0	0	0	0

PART I ARRESTS BY CHARGE AND AGENCY TYPE

			JUVENILE	ADULTS	GRAND TOTAL	CRIMINAL HOMICIDE MURDER	NEG MANSL	FORCIBLE RAPE	ROBBERY	AGGRAV ASSAULT	BURGLARY	LARCENY	AUTO THEFT
MORGAN COUNTY	TOTAL	73	12	20	32	0	0	0	0	3	20	6	3
		72	20	22	42	0	1	0	0	4	27	9	1
	CHANGE		8 -	2 -	10 -	0	1 -	0	0	1 -	7 -	3 -	2 +
	RURAL	73	10	19	29	0	0	0	0	2	18	6	3
		72	14	21	35	0	1	0	0	3	22	8	1
	CHANGE		4 -	2 -	6 -	0	1 -	0	0	1 -	4 -	2 -	2 +
	SHERIFF	73	3	9	12	0	0	0	0	2	8	2	0
		72	3	3	6	0	1	0	0	0	3	2	0
	CHANGE		0	6 +	6 +	0	1 -	0	0	2 +	5 +	0	0
	STATE POLICE	73	7	10	17	0	0	0	0	0	10	4	3
		72	11	18	29	0	0	0	0	3	19	6	1
	CHANGE		4 -	8 -	12 -	0	0	0	0	3 -	9 -	2 -	2 +
	MUNICIPAL	73	2	1	3	0	0	0	0	1	2	0	0
		72	6	1	7	0	0	0	0	1	5	1	0
	CHANGE		4 -	0	4 -	0	0	0	0	0	3 -	1 -	0
BERKELEY SPRINGS PD		73	0	0	0	0	0	0	0	0	0	0	0
		72	1	1	2	0	0	0	0	0	2	0	0
	CHANGE		1 -	1 -	2 -	0	0	0	0	0	2 -	0	0
PAW-PAW PD		73	2	1	3	0	0	0	0	1	2	0	0
		72	5	0	5	0	0	0	0	1	3	1	0
	CHANGE		3 -	1 +	2 -	0	0	0	0	0	1 -	1 -	0
NICHOLAS COUNTY	TOTAL	73	28	62	90	0	1	2	1	13	27	31	15
		72	65	87	152	3	7	5	0	12	49	59	17
	CHANGE		37 -	25 -	62 -	3 -	6 -	3 -	1 +	1 +	22 -	28 -	2 -
	RURAL	73	14	45	59	0	1	2	0	9	20	14	13
		72	49	65	114	3	7	5	0	3	41	42	13
	CHANGE		35 -	20 -	55 -	3 -	6 -	3 -	0	6 +	21 -	28 -	0
	SHERIFF	73	2	10	12	0	0	0	0	3	3	6	0
		72	13	25	38	0	2	3	0	2	6	24	1
	CHANGE		11 -	15 -	26 -	0	2 -	3 -	0	1 +	3 -	18 -	1 -
	STATE POLICE	73	12	35	47	0	1	2	0	6	17	8	13
		72	36	40	76	3	5	2	0	1	35	18	12
	CHANGE		24 -	5 -	29 -	3 -	4 -	0	0	5 +	18 -	10 -	1 +

PART I ARRESTS BY CHARGE AND AGENCY TYPE

			JUVENILE	ADULTS	GRAND TOTAL	CRIMINAL HOMICIDE MURDER	NEG MANSL	FORCIBLE RAPE	ROBBERY	AGGRAV ASSAULT	BURGLARY	LARCENY	AUTO THEFT
	MUNICIPAL	73	14	17	31	0	0	0	1	4	7	17	2
		72	16	22	38	0	0	0	0	9	8	17	4
	CHANGE		2 -	5 -	7 -	0	0	0	1 +	5 -	1 -	0	2 -
RICHWOOD PD		73	5	4	9	0	0	0	1	2	5	1	0
		72	2	3	5	0	0	0	0	0	3	1	1
	CHANGE		3 +	1 +	4 +	0	0	0	1 +	2 +	2 +	0	1 -
SUMMERSVILLE PD		73	9	13	22	0	0	0	0	4	2	16	2
		72	14	19	33	0	0	0	0	9	5	16	3
	CHANGE		5 -	6 -	11 -	0	0	0	0	7 -	3 -	0	1 -
OHIO COUNTY	TOTAL	73	114	143	259	8	0	10	35	12	84	85	25
		72	74	126	200	3	0	0	24	25	48	78	22
	CHANGE		42 +	17 +	59 +	5 +	0	10 +	11 +	13 -	36 +	7 +	3 +
	RURAL	73	28	51	79	6	0	7	14	4	26	11	11
		72	0	21	21	0	0	0	2	7	11	0	1
	CHANGE		28 +	30 +	58 +	6 +	0	7 +	12 +	3 -	15 +	11 +	10 +
	SHERIFF	73	22	29	51	5	0	7	12	2	9	5	11
		72	0	18	18	0	0	0	2	5	11	0	0
	CHANGE		22 +	11 +	33 +	5 +	0	7 +	10 +	3 -	2 -	5 +	11 +
	STATE POLICE	73	6	22	28	1	0	0	2	2	17	6	0
		72	0	3	3	0	0	0	0	2	0	0	1
	CHANGE		6 +	19 +	25 +	1 +	0	0	2 +	0	17 +	6 +	1 -
	MUNICIPAL	73	88	92	180	2	0	3	21	8	58	74	14
		72	74	105	179	3	0	0	22	18	37	78	21
	CHANGE		14 +	13 -	1 +	1 -	0	3 +	1 -	10 -	21 +	4 -	7 -
WHEELING PD		73	88	92	180	2	0	3	21	8	58	74	14
		72	74	105	179	3	0	0	22	18	37	78	21
	CHANGE		14 +	13 -	1 +	1 -	0	3 +	1 -	10 -	21 +	4 -	7 -
TRIADELPHIA PD		73	0	0	0	0	0	0	0	0	0	0	0
		72	0	0	0	0	0	0	0	0	0	0	0
	CHANGE		0	0	0	0	0	0	0	0	0	0	0
PENDLETON COUNTY	TOTAL	73	2	12	14	0	0	0	0	2	3	9	0
		72	6	18	24	0	1	0	0	3	11	8	1
	CHANGE		4 -	6 -	10 -	0	1 -	0	0	1 -	8 -	1 +	1 -

PART I ARRESTS BY CHARGE AND AGENCY TYPE

			JUVENILE	ADULTS	GRAND TOTAL	CRIMINAL HOMICIDE MURDER	NEG MANSL	FORCIBLE RAPE	ROBBERY	AGGRAV ASSAULT	BURGLARY	LARCENY	AUTO THEFT
	RURAL	73	0	9	9	0	0	0	0	2	1	6	0
		72	6	18	24	0	1	0	0	3	11	8	1
	CHANGE		6 -	9 -	15 -	0	1 -	0	0	1 -	10 -	2 -	1 -
	SHERIFF	73	0	0	0	0	0	0	0	0	0	0	0
		72	3	3	6	0	0	0	0	0	6	0	0
	CHANGE		3 -	3 -	6 -	0	0	0	0	0	6 -	0	0
	STATE POLICE	73	0	9	9	0	0	0	0	2	1	6	0
		72	3	15	18	0	1	0	0	3	5	8	1
	CHANGE		3 -	6 -	9 -	0	1 -	0	0	1 -	4 -	2 -	1 -
	MUNICIPAL	73	2	3	5	0	0	0	0	0	2	3	0
		72	0	0	0	0	0	0	0	0	0	0	0
	CHANGE		2 +	3 +	5 +	0	0	0	0	0	2 +	3 +	0
FRANKLIN PD		73	2	3	5	0	0	0	0	0	2	3	0
		72	0	0	0	0	0	0	0	0	0	0	0
	CHANGE		2 +	3 +	5 +	0	0	0	0	0	2 +	3 +	0
PLEASANTS COUNTY	TOTAL	73	6	8	14	0	0	0	3	0	3	6	2
		72	1	5	6	0	1	0	0	0	1	2	2
	CHANGE		5 +	3 +	8 +	0	1 -	0	3 +	0	2 +	4 +	0
	RURAL	73	1	5	6	0	0	0	3	0	0	1	2
		72	0	5	5	0	1	0	0	0	0	2	2
	CHANGE		1 +	0	1 +	0	1 -	0	3 +	0	0	1 -	0
	SHERIFF	73	0	0	0	0	0	0	0	0	0	0	0
		72	0	0	0	0	0	0	0	0	0	0	0
	CHANGE		0	0	0	0	0	0	0	0	0	0	0
	STATE POLICE	73	1	5	6	0	0	0	3	0	0	1	2
		72	0	5	5	0	1	0	0	0	0	2	2
	CHANGE		1 +	0	1 +	0	1 -	0	3 +	0	0	1 -	0
	MUNICIPAL	73	5	3	8	0	0	0	0	0	3	5	0
		72	1	0	1	0	0	0	0	0	1	0	0
	CHANGE		4 +	3 +	7 +	0	0	0	0	0	2 +	5 +	0
		73	5	3	8	0	0	0	0	0	3	5	0
		72	1	0	1	0	0	0	0	0	1	0	0
	CHANGE		4 +	3 +	7 +	0	0	0	0	0	2 +	5 +	0

PART I ARRESTS BY CHARGE AND AGENCY TYPE

			JUVENILE	ADULTS	GRAND TOTAL	CRIMINAL HOMICIDE MURDER	NEG MANSL	FORCIBLE RAPE	ROBBERY	AGGRAV ASSAULT	BURGLARY	LARCENY	AUTO THEFT
POCAHONTAS COUNTY	TOTAL	73	7	10	17	0	0	0	0	2	7	7	1
		72	16	8	24	0	4	0	0	1	18	0	1
	CHANGE		9 -	2 +	7 -	0	4 -	0	0	1 +	11 -	7 +	0
	RURAL	73	7	8	15	0	0	0	0	2	7	6	0
		72	16	8	24	0	4	0	0	1	18	0	1
	CHANGE		9 -	0	9 -	0	4 -	0	0	1 +	11 -	6 +	1 -
	SHERIFF	73	0	5	5	0	0	0	0	0	5	0	0
		72	2	3	5	0	2	0	0	0	2	0	1
	CHANGE		2 -	2 +	0	0	2 -	0	0	0	3 +	0	1 -
	STATE POLICE	73	7	3	10	0	0	0	0	2	2	6	0
		72	14	5	19	0	2	0	0	1	16	0	0
	CHANGE		7 -	2 -	9 -	0	2 -	0	0	1 +	14 -	6 +	0
	MUNICIPAL	73	0	2	2	0	0	0	0	0	0	1	1
		72	0	0	0	0	0	0	0	0	0	0	0
	CHANGE		0	2 +	2 +	0	0	0	0	0	0	1 +	1 +
MARLINTON PD		73	0	2	2	0	0	0	0	0	0	1	1
		72	0	0	0	0	0	0	0	0	0	0	0
	CHANGE		0	2 +	2 +	0	0	0	0	0	0	1 +	1 +
PRESTON COUNTY	TOTAL	73	21	25	46	0	2	0	3	0	14	22	5
		72	17	34	51	0	2	0	0	5	14	25	5
	CHANGE		4 +	9 -	5 -	0	0	0	3 +	5 -	0	3 -	0
	RURAL	73	20	24	44	0	2	0	2	0	14	21	5
		72	14	32	46	0	2	0	0	5	12	24	3
	CHANGE		6 +	8 -	2 -	0	0	0	2 +	5 -	2 +	3 -	2 +
	SHERIFF	73	9	10	19	0	0	0	0	0	7	6	4
		72	3	4	7	0	0	0	0	0	5	0	2
	CHANGE		6 +	6 +	12 +	0	0	0	0	0	2 +	8 +	2 +
	STATE POLICE	73	11	14	25	0	2	0	2	0	7	13	1
		72	11	28	39	0	2	0	0	5	7	24	1
	CHANGE		0	14 -	14 -	0	0	0	2 +	5 -	0	11 -	0
	MUNICIPAL	73	1	1	2	0	0	0	1	0	0	1	0
		72	3	2	5	0	0	0	0	0	2	1	2
	CHANGE		2 -	1 -	3 -	0	0	0	1 +	0	2 -	0	2 -

PART I ARRESTS BY CHARGE AND AGENCY TYPE

			JUVENILE	ADULTS	GRAND TOTAL	CRIMINAL HOMICIDE MURDER	NEG MANSL	FORCIBLE RAPE	ROBBERY	AGGRAV ASSAULT	BURGLARY	LARCENY	AUTO THEFT
KINGWOOD PD		73	0	0	0	0	0	0	0	0	0	0	0
		72	0	0	0	0	0	0	0	0	0	0	0
	CHANGE		0	0	0	0	0	0	0	0	0	0	0
TERRA ALTA PD		73	0	0	0	0	0	0	0	0	0	0	2
		72	0	2	2	0	0	0	0	0	0	0	2
	CHANGE		0	2 -	2 -	0	0	0	0	0	0	0	2 -
ROWLESBURG PD		73	0	0	0	0	0	0	0	0	0	0	0
		72	0	0	0	0	0	0	0	0	0	0	0
	CHANGE		0	0	0	0	0	0	0	0	0	0	0
MASONTOWN PD		73	1	1	2	0	0	0	1	0	0	1	0
		72	3	0	3	0	0	0	0	0	2	1	0
	CHANGE		2 -	1 +	1 -	0	0	0	1 +	0	2 -	0	0
NEWBURG PD		73	0	0	0	0	0	0	0	0	0	0	0
		72	0	0	0	0	0	0	0	0	0	0	0
	CHANGE		0	0	0	0	0	0	0	0	0	0	0
TUNNELTON PD		73	0	0	0	0	0	0	0	0	0	0	0
		72	0	0	0	0	0	0	0	0	0	0	0
	CHANGE		0	0	0	0	0	0	0	0	0	0	0
PUTNAM COUNTY	TOTAL	73	35	61	96	0	0	1	1	12	23	52	7
		72	39	67	106	1	0	4	0	2	33	58	8
	CHANGE		4 -	6 -	10 -	1 -	0	3 -	1 +	10 +	10 -	6 -	1 -
	RURAL	73	31	60	91	0	0	1	1	10	21	51	7
		72	39	67	106	1	0	4	0	2	33	58	8
	CHANGE		8 -	7 -	15 -	1 -	0	3 -	1 +	8 +	12 -	7 -	1 -
	SHERIFF	73	11	16	27	0	0	1	1	4	5	15	1
		72	17	27	44	0	0	0	0	1	12	31	0
	CHANGE		6 -	11 -	17 -	0	0	1 +	1 +	3 +	7 -	16 -	1 +
	STATE POLICE	73	20	44	64	0	0	0	0	6	16	36	6
		72	22	40	62	1	0	4	0	1	21	27	8
	CHANGE		2 -	4 +	2 +	1 -	0	4 -	0	5 +	5 -	9 +	2 -
	'ICIPAL	73	4	1	5	0	0	0	0	2	2	1	0
		72	0	0	0	0	0	0	0	0	0	0	0
	CHANGE		4 +	1 +	5 +	0	0	0	0	2 +	2 +	1 +	0

PART I ARRESTS BY CHARGE AND AGENCY TYPE

			JUVENILE	ADULTS	GRAND TOTAL	CRIMINAL HOMICIDE MURDER	NEG MANSL	FORCIBLE RAPE	ROBBERY	AGGRAV ASSAULT	BURGLARY	LARCENY	AUTO THEFT
HURRICANE PD		73	4	1	5	0	0	0	0	2	2	1	0
		72	0	0	0	0	0	0	0	0	0	0	0
	CHANGE		4 +	1 +	5 +	0	0	0	0	2 +	2 +	1 +	0
RALEIGH COUNTY	TOTAL	73	129	329	458	8	6	4	14	63	105	227	31
		72	179	335	514	9	12	6	17	78	104	264	24
	CHANGE		50 -	6 -	56 -	1 -	6 -	2 -	3 -	15 -	1 +	37 -	7 +
	RURAL	73	44	156	200	5	6	4	9	37	73	45	21
		72	41	148	189	7	9	3	10	53	50	41	16
	CHANGE		3 +	8 +	11 +	2 -	3 -	1 +	1 -	16 -	23 +	4 +	5 +
	SHERIFF	73	12	15	27	0	0	0	0	5	13	4	5
		72	7	35	42	0	0	0	2	20	9	8	3
	CHANGE		5 +	20 -	15 -	0	0	0	2 -	15 -	4 +	4 -	2 +
	STATE POLICE	73	32	141	173	5	6	4	9	32	60	41	16
		72	34	113	147	7	9	3	8	33	41	33	13
	CHANGE		2 -	28 +	26 +	2 -	3 -	1 +	1 +	1 -	19 +	8 +	3 +
	MUNICIPAL	73	85	173	258	3	0	0	5	26	32	182	10
		72	138	187	325	2	3	3	7	25	54	223	8
	CHANGE		53 -	14 -	67 -	1 +	3 -	3 -	2 -	1 +	22 -	41 -	2 +
BECKLEY PD		73	83	170	253	3	0	0	5	26	28	181	10
		72	132	185	317	2	3	3	7	24	50	220	8
	CHANGE		49 -	15 -	64 -	1 +	3 -	3 -	2 -	2 +	22 -	39 -	2 +
MABSCOTT PD		73	0	1	1	0	0	0	0	0	0	1	0
		72	5	2	7	0	0	0	0	1	3	3	0
	CHANGE		5 -	1 -	6 -	0	0	0	0	1 -	3 -	2 -	0
SOPHIA PD		73	2	2	4	0	0	0	0	0	4	0	0
		72	1	0	1	0	0	0	0	0	1	0	0
	CHANGE		1 +	2 +	3 +	0	0	0	0	0	3 +	0	0
RANDOLPH COUNTY	TOTAL	73	33	55	88	3	0	0	0	3	25	47	10
		72	27	49	76	0	1	0	0	9	18	36	12
	CHANGE		6 +	6 +	12 +	3 +	1 -	0	0	6 -	7 +	11 +	2 -
	RURAL	73	29	50	79	3	0	0	0	3	22	44	7
		72	21	46	67	0	0	0	0	7	12	36	12
	CHANGE		8 +	4 +	12 +	3 +	0	0	0	4 -	10 +	8 +	5 -

PART I ARRESTS BY CHARGE AND AGENCY TYPE

			JUVENILE	ADULTS	GRAND TOTAL	CRIMINAL HOMICIDE MURDER	NEG MANSL	FORCIBLE RAPE	ROBBERY	AGGRAV ASSAULT	BURGLARY	LARCENY	AUTO THEFT
	SHERIFF	73	0	0	0	0	0	0	0	0	0	0	0
		72	0	0	0	0	0	0	0	0	0	0	0
	CHANGE		0	0	0	0	0	0	0	0	0	0	0
	STATE POLICE	73	29	50	79	3	0	0	0	3	22	44	7
		72	21	46	67	0	0	0	0	7	12	36	12
	CHANGE		8 +	4 +	12 +	3 +	0	0	0	4 -	10 +	8 +	5 -
	MUNICIPAL	73	4	5	9	0	0	0	0	0	3	3	3
		72	6	3	9	0	1	0	0	2	6	0	0
	CHANGE		2 -	2 +	0	0	1 -	0	0	2 -	3 -	3 +	3 +
ELKINS PD		73	4	5	9	0	0	0	0	0	3	3	3
		72	6	3	9	0	1	0	0	2	6	0	0
	CHANGE		2 -	2 +	0	0	1 -	0	0	2 -	3 -	3 +	3 +
RITCHIE COUNTY	TOTAL	73	1	12	13	0	0	0	0	0	7	4	2
		72	1	14	15	0	1	2	0	1	1	6	4
	CHANGE		0	2 -	2 -	0	1 -	2 -	0	1 -	6 +	2 -	2 -
	RURAL	73	1	12	13	0	0	0	0	0	7	4	2
		72	1	14	15	0	1	2	0	1	1	6	4
	CHANGE		0	2 -	2 -	0	1 -	2 -	0	1 -	6 +	2 -	2 -
	SHERIFF	73	0	0	0	0	0	0	0	0	0	0	0
		72	0	0	0	0	0	0	0	0	0	0	0
	CHANGE		0	0	0	0	0	0	0	0	0	0	0
	STATE POLICE	73	1	12	13	0	0	0	0	0	7	4	2
		72	1	14	15	0	1	2	0	1	1	6	4
	CHANGE		0	2 -	2 -	0	1 -	2 -	0	1 -	6 +	2 -	2 -
	MUNICIPAL	73	0	0	0	0	0	0	0	0	0	0	0
		72	0	0	0	0	0	0	0	0	0	0	0
	CHANGE		0	0	0	0	0	0	0	0	0	0	0
"PENNSBOR		73	0	0	0	0	0	0	0	0	0	0	0
		72	0	0	0	0	0	0	0	0	0	0	0
	CHANGE		0	0	0	0	0	0	0	0	0	0	0
ROANE COUNTY	TOTAL	73	19	23	42	1	2	0	0	2	9	21	7
		72	15	40	55	0	1	0	1	7	22	23	1
	CHANGE		4 +	17 -	13 -	1 +	1 +	0	1 -	5 -	13 -	2 -	6 +

PART I ARRESTS BY CHARGE AND AGENCY TYPE

			JUVENILE	ADULTS	GRAND TOTAL	CRIMINAL HOMICIDE MURDER	NEG MANSL	FORCIBLE RAPE	ROBBERY	AGGRAV ASSAULT	BURGLARY	LARCENY	AUTO THEFT
	RURAL	73	17	19	36	1	2	0	0	1	9	18	5
		72	14	35	49	0	1	0	1	7	21	19	0
	CHANGE		3 +	16 -	13 -	1 +	1 +	0	1 -	6 -	12 -	1 -	5 +
	SHERIFF	73	6	2	8	0	0	0	0	0	4	4	0
		72	0	1	1	0	0	0	0	1	0	0	0
	CHANGE		6 +	1 +	7 +	0	0	0	0	1 -	4 +	4 +	0
	STATE POLICE	73	11	17	28	1	2	0	0	1	5	14	5
		72	14	34	48	0	1	0	1	6	21	19	0
	CHANGE		3 -	17 -	20 -	1 +	1 +	0	1 -	5 -	16 -	5 -	5 +
	MUNICIPAL	73	2	4	6	0	0	0	0	1	0	3	2
		72	1	5	6	0	0	0	0	0	1	4	1
	CHANGE		1 +	1 -	0	0	0	0	0	1 +	1 -	1 -	1 +
SPENCER PD		73	2	4	6	0	0	0	0	1	0	3	2
		72	1	5	6	0	0	0	0	0	1	4	1
	CHANGE		1 +	1 -	0	0	0	0	0	1 +	1 -	1 -	1 +
SUMMERS COUNTY	TOTAL	73	12	8	20	0	0	0	0	5	10	5	0
		72	7	6	13	0	0	0	0	1	2	7	3
	CHANGE		5 +	2 +	7 +	0	0	0	0	4 +	8 +	2 -	3 -
	RURAL	73	4	7	11	0	0	0	0	5	2	4	0
		72	3	6	9	0	0	0	0	1	1	5	2
	CHANGE		1 +	1 +	2 +	0	0	0	0	4 +	1 +	1 -	2 -
	SHERIFF	73	0	0	0	0	0	0	0	0	0	0	0
		72	0	0	0	0	0	0	0	0	0	0	0
	CHANGE		0	0	0	0	0	0	0	0	0	0	0
	STATE POLICE	73	4	7	11	0	0	0	0	5	2	4	0
		72	3	6	9	0	0	0	0	1	1	5	2
	CHANGE		1 +	1 +	2 +	0	0	0	0	4 +	1 +	1 -	2 -
	MUNICIPAL	73	8	1	9	0	0	0	0	0	8	1	0
		72	4	0	4	0	0	0	0	0	1	2	1
	CHANGE		4 +	1 +	5 +	0	0	0	0	0	7 +	1 -	1 -
HINTON PD		73	8	1	9	0	0	0	0	0	8	1	0
		72	4	0	4	0	0	0	0	0	1	2	1
	CHANGE		4 +	1 +	5 +	0	0	0	0	0	7 +	1 -	1 -

PART I ARRESTS BY CHARGE AND AGENCY TYPE

			JUVENILE	ADULTS	GRAND TOTAL	CRIMINAL HOMICIDE MURDER	NEG MANSL	FORCIBLE RAPE	ROBBERY	AGGRAV ASSAULT	BURGLARY	LARCENY	AUTO THEFT
TAYLOR COUNTY	TOTAL	73	19	25	44	0	2	1	0	9	13	8	11
		72	12	35	47	0	1	0	0	18	13	7	8
	CHANGE		7 +	10 −	3 −	0	1 +	1 +	0	9 −	0	1 +	3 +
	RURAL	73	18	25	43	0	2	1	0	9	13	7	11
		72	12	35	47	0	1	0	0	18	13	7	8
	CHANGE		6 +	10 −	4 −	0	1 +	1 +	0	9 −	0	0	3 +
	SHERIFF	73	16	23	39	0	1	1	0	9	10	7	11
		72	12	33	45	0	1	0	0	17	13	6	8
	CHANGE		4 +	10 −	6 −	0	0	1 +	0	8 −	3 −	1 +	3 +
	STATE POLICE	73	2	2	4	0	1	0	0	0	3	0	0
		72	0	2	2	0	0	0	0	1	0	1	0
	CHANGE		2 +	0	2 +	0	1 +	0	0	1 −	3 +	1 −	0
	MUNICIPAL	73	1	0	1	0	0	0	0	0	0	1	0
		72	0	0	0	0	0	0	0	0	0	0	0
	CHANGE		1 +	0	1 +	0	0	0	0	0	0	1 +	0
GRAFTON PD		73	1	0	1	0	0	0	0	0	0	1	0
		72	0	0	0	0	0	0	0	0	0	0	0
	CHANGE		1 +	0	1 +	0	0	0	0	0	0	1 +	0
TUCKER COUNTY	TOTAL	73	15	18	33	0	1	0	0	0	3	13	16
		72	8	14	22	0	0	0	0	2	7	6	7
	CHANGE		7 +	4 +	11 +	0	1 +	0	0	2 −	4 −	7 +	9 +
	RURAL	73	13	17	30	0	1	0	0	0	2	11	16
		72	6	7	13	0	0	0	0	0	4	2	7
	CHANGE		7 +	10 +	17 +	0	1 +	0	0	0	2 −	9 +	9 +
	SHERIFF	73	3	5	8	0	0	0	0	0	0	2	6
		72	0	1	1	0	0	0	0	0	0	1	0
	CHANGE		3 +	4 +	7 +	0	0	0	0	0	0	1 +	6 +
	STATE POLICE	73	10	12	22	0	1	0	0	0	2	9	10
		72	6	6	12	0	0	0	0	0	4	1	7
	CHANGE		4 +	6 +	10 +	0	1 +	0	0	0	2 −	8 +	3 +
	MUNICIPAL	73	2	1	3	0	0	0	0	0	1	2	0
		72	2	7	9	0	0	0	0	2	3	4	0
	CHANGE		0	6 −	6 −	0	0	0	0	2 −	2 −	2 −	0

PART I ARRESTS BY CHARGE AND AGENCY TYPE

			JUVENILE	ADULTS	GRAND TOTAL	CRIMINAL HOMICIDE MURDER	NEG MANSL	FORCIBLE RAPE	ROBBERY	AGGRAV ASSAULT	BURGLARY	LARCENY	AUTO THEFT
PARSONS PD		73	0	0	0	0	0	0	0	0	0	0	0
		72	0	2	2	0	0	0	0	0	0	2	0
	CHANGE		0	2 −	2 −	0	0	0	0	0	0	2 −	0
THOMAS PD		73	2	1	3	0	0	0	0	0	1	2	0
		72	2	5	7	0	0	0	0	2	3	2	0
	CHANGE		0	4 −	4 −	0	0	0	0	2 −	2 −	0	0
TYLER COUNTY	TOTAL	73	0	7	7	0	0	0	1	0	2	3	1
		72	8	10	18	0	0	0	0	0	9	3	6
	CHANGE		8 −	3 −	11 −	0	0	0	1 +	0	7 −	0	5 −
	RURAL	73	0	2	2	0	0	0	0	0	0	1	1
		72	6	10	16	0	0	0	0	0	8	2	6
	CHANGE		6 −	8 −	14 −	0	0	0	0	0	8 −	1 −	5 −
	SHERIFF	73	0	0	0	0	0	0	0	0	0	0	0
		72	0	0	0	0	0	0	0	0	0	0	0
	CHANGE		0	0	0	0	0	0	0	0	0	0	0
	STATE POLICE	73	0	2	2	0	0	0	0	0	0	1	1
		72	6	10	16	0	0	0	0	0	8	2	6
	CHANGE		6 −	8 −	14 −	0	0	0	0	0	8 −	1 −	5 −
	MUNICIPAL	73	0	5	5	0	0	0	1	0	2	2	0
		72	2	0	2	0	0	0	0	0	1	1	0
	CHANGE		2 −	5 +	3 +	0	0	0	1 +	0	1 +	1 +	0
PADEN CITY PD		73	0	3	3	0	0	0	1	0	2	0	0
		72	0	0	0	0	0	0	0	0	0	0	0
	CHANGE		0	3 +	3 +	0	0	0	1 +	0	2 +	0	0
SISTERSVILLE PD		73	0	2	2	0	0	0	0	0	0	2	0
		72	2	0	2	0	0	0	0	0	1	1	0
	CHANGE		2 −	2 +	0	0	0	0	0	0	1 −	1 +	0
MIDDLEBOURNE PD		73	0	0	0	0	0	0	0	0	0	0	0
		72	0	0	0	0	0	0	0	0	0	0	0
	CHANGE		0	0	0	0	0	0	0	0	0	0	0
UPSHUR COUNTY	TOTAL	73	12	24	36	0	0	1	2	0	6	24	3
		72	15	26	41	1	0	3	0	2	7	27	1
	CHANGE		3 −	2 −	5 −	1 −	0	2 −	2 +	2 −	1 −	3 −	2 +

PART I ARRESTS BY CHARGE AND AGENCY TYPE

			JUVENILE	ADULTS	GRAND TOTAL	CRIMINAL HOMICIDE MURDER	NEG MANSL	FORCIBLE RAPE	ROBBERY	AGGRAV ASSAULT	BURGLARY	LARCENY	AUTO THEFT
	RURAL	73	9	22	31	0	0	1	2	0	5	20	3
		72	7	24	31	1	0	3	0	2	7	17	1
	CHANGE		2 +	2 −	0	1 −	0	2 −	2 +	2 −	2 −	3 +	2 +
	SHERIFF	73	5	7	12	0	0	0	1	0	4	5	2
		72	1	3	4	0	0	0	0	0	0	3	1
	CHANGE		4 +	4 +	8 +	0	0	0	1 +	0	4 +	2 +	1 +
	STATE POLICE	73	4	15	19	0	0	1	1	0	1	15	1
		72	6	21	27	1	0	3	0	2	7	14	0
	CHANGE		2 −	6 −	8 −	1 −	0	2 −	1 +	2 −	6 −	1 +	1 +
	MUNICIPAL	73	3	2	5	0	0	0	0	0	1	4	0
		72	8	2	10	0	0	0	0	0	0	10	0
	CHANGE		5 −	0	5 −	0	0	0	0	0	1 +	6 −	0
BUCKHANNON PD		73	3	2	5	0	0	0	0	0	1	4	0
		72	8	2	10	0	0	0	0	0	0	10	0
	CHANGE		5 −	0	5 −	0	0	0	0	0	1 +	6 −	0
WAYNE COUNTY	TOTAL	73	21	33	54	2	1	1	1	8	28	10	3
		72	40	38	78	2	0	2	3	2	56	9	4
	CHANGE		19 −	5 −	24 −	0	1 +	1 −	2 −	6 +	28 −	1 +	1 −
	RURAL	73	21	30	51	2	1	1	1	7	26	10	3
		72	38	37	75	2	0	2	3	2	55	7	4
	CHANGE		17 −	7 −	24 −	0	1 +	1 −	2 −	5 +	29 −	3 +	1 −
	SHERIFF	73	4	9	13	2	0	0	0	0	9	0	2
		72	13	12	25	0	0	2	0	1	19	3	0
	CHANGE		9 −	3 −	12 −	2 +	0	2 −	0	1 −	10 −	3 −	2 +
	STATE POLICE	73	17	21	38	0	1	1	1	7	17	10	1
		72	25	25	50	2	0	0	3	1	36	4	4
	CHANGE		8 −	4 −	12 −	2 −	1 +	1 +	2 −	6 +	19 −	6 +	3 −
	MUNICIPAL	73	0	3	3	0	0	0	0	1	2	0	0
		72	2	1	3	0	0	0	0	0	1	2	0
	CHANGE		2 −	2 +	0	0	0	0	0	1 +	1 +	2 −	0
CERECO PD		73	0	2	2	0	0	0	0	0	2	0	0
		72	2	0	2	0	0	0	0	0	0	2	0
	CHANGE		2 −	2 +	0	0	0	0	0	0	2 +	2 −	0

PART I ARRESTS BY CHARGE AND AGENCY TYPE

			JUVENILE	ADULTS	GRAND TOTAL	CRIMINAL HOMICIDE MURDER	NEG MANSL	FORCIBLE RAPE	ROBBERY	AGGRAV ASSAULT	BURGLARY	LARCENY	AUTO THEFT
KENOVA PD		73	0	1	1	0	0	0	0	1	0	0	0
		72	1	1	1	0	0	0	0	0	1	0	0
	CHANGE		0	0	0	0	0	0	0	1 +	1 −	0	0
WAYNE PD		73	0	0	0	0	0	0	0	0	0	0	0
		72	0	0	0	0	0	0	0	0	0	0	0
	CHANGE		0	0	0	0	0	0	0	0	0	0	0
FORT GAY PD		73	0	0	0	0	0	0	0	0	0	0	0
		72	0	0	0	0	0	0	0	0	0	0	0
	CHANGE		0	0	0	0	0	0	0	0	0	0	0
WEBSTER COUNTY	TOTAL	73	13	48	61	3	0	1	4	8	28	17	0
		72	11	26	37	0	0	0	1	10	16	3	7
	CHANGE		2 +	22 +	24 +	3 +	0	1 +	3 +	2 −	12 +	14 +	7 −
	RURAL	73	13	48	61	3	0	1	4	8	28	17	0
		72	11	26	37	0	0	0	1	10	16	3	7
	CHANGE		2 +	22 +	24 +	3 +	0	1 +	3 +	2 −	12 +	14 +	7 −
	SHERIFF	73	0	3	3	0	0	0	2	1	0	0	0
		72	0	0	0	0	0	0	0	0	0	0	0
	CHANGE		0	3 +	3 +	0	0	0	2 +	1 +	0	0	0
	STATE POLICE	73	13	45	58	3	0	1	2	7	28	17	0
		72	11	26	37	0	0	0	1	10	16	3	7
	CHANGE		2 +	19 +	21 +	3 +	0	1 +	1 +	3 −	12 +	14 +	7 −
	MUNICIPAL	73	0	0	0	0	0	0	0	0	0	0	0
		72	0	0	0	0	0	0	0	0	0	0	0
	CHANGE		0	0	0	0	0	0	0	0	0	0	0
WEBSTER SPRINGS PD		73	0	0	0	0	0	0	0	0	0	0	0
		72	0	0	0	0	0	0	0	0	0	0	0
	CHANGE		0	0	0	0	0	0	0	0	0	0	0
COWEN PD		73	0	0	0	0	0	0	0	0	0	0	0
		72	0	0	0	0	0	0	0	0	0	0	0
	CHANGE		0	0	0	0	0	0	0	0	0	0	0
WETZEL COUNTY	TOTAL	73	21	26	47	1	0	0	1	0	14	24	7
		72	12	21	33	0	0	1	3	3	15	10	1
	CHANGE		9 +	5 +	14 +	1 +	0	1 −	2 −	3 −	1 −	14 +	6 +

PART I ARRESTS BY CHARGE AND AGENCY TYPE

			JUVENILE	ADULTS	GRAND TOTAL	CRIMINAL HOMICIDE MURDER	CRIMINAL HOMICIDE NEG MANSL	FORCIBLE RAPE	ROBBERY	AGGRAV ASSAULT	BURGLARY	LARCENY	AUTO THEFT
	RURAL	73	4	13	17	1	0	0	1	0	9	0	6
		72	5	14	19	0	0	1	3	2	9	3	1
	CHANGE		1 -	1 -	2 -	1 +	0	1 -	2 -	2 -	0	3 -	5 +
	SHERIFF	73	1	5	6	0	0	0	0	0	6	0	0
		72	0	6	6	0	0	1	0	1	4	0	0
	CHANGE		1 +	1 -	0	0	0	1 -	0	1 -	2 +	0	0
	STATE POLICE	73	3	8	11	1	0	0	1	0	3	0	6
		72	5	8	13	0	0	0	3	1	5	3	1
	CHANGE		2 -	0	2 -	1 +	0	0	2 -	1 -	2 -	3 -	5 +
	MUNICIPAL	73	17	13	30	0	0	0	0	0	5	24	1
		72	7	7	14	0	0	0	0	1	6	7	0
	CHANGE		10 +	6 +	16 +	0	0	0	0	1 -	1 -	17 +	1 +
HUNDRED PD		73	0	0	0	0	0	0	0	0	0	0	0
		72	0	0	0	0	0	0	0	0	0	0	0
	CHANGE		0	0	0	0	0	0	0	0	0	0	0
NEW MARTINSVILLE PD		73	17	13	30	0	0	0	0	0	5	24	1
		72	7	7	14	0	0	0	0	1	6	7	0
	CHANGE		10 +	6 +	16 +	0	0	0	0	1 -	1 -	17 +	1 +
PINE GROVE PD		73	0	0	0	0	0	0	0	0	0	0	0
		72	0	0	0	0	0	0	0	0	0	0	0
	CHANGE		0	0	0	0	0	0	0	0	0	0	0
WIRT COUNTY	TOTAL	73	0	7	7	0	0	1	0	1	1	3	1
		72	3	4	7	0	0	0	0	2	0	5	0
	CHANGE		3 -	3 +	0	0	0	1 +	0	1 -	1 +	2 -	1 +
	RURAL	73	0	7	7	0	0	1	0	1	1	3	1
		72	3	4	7	0	0	0	0	2	0	5	0
	CHANGE		3 -	3 +	0	0	0	1 +	0	1 -	1 +	2 -	1 +
	SHERIFF	73	0	1	1	0	0	0	0	0	1	0	0
		72	0	0	0	0	0	0	0	0	0	0	0
	CHANGE		0	1 +	1 +	0	0	0	0	0	1 +	0	0
	STATE POLICE	73	0	6	6	0	0	1	0	1	0	3	1
		72	3	4	7	0	0	0	0	2	0	5	0
	CHANGE		3 -	2 +	1 -	0	0	1 +	0	1 -	0	2 -	1 +

PART I ARRESTS BY CHARGE AND AGENCY TYPE

			JUVENILE	ADULTS	GRAND TOTAL	CRIMINAL HOMICIDE MURDER	CRIMINAL HOMICIDE NEG MANSL	FORCIBLE RAPE	ROBBERY	AGGRAV ASSAULT	BURGLARY	LARCENY	AUTO THEFT
WOOD COUNTY	TOTAL	73	107	176	[illegible]	3	0	0	9	8	75	157	31
		72	32	179	[illegible]	1	3	2	18	12	44	97	34
	CHANGE		75 +	3 -	[illegible]	2 +	3 -	2 -	9 -	4 -	31 +	60 +	3 -
	RURAL	73	34	88	122	0	0	0	4	4	34	59	21
		72	12	58	70	0	1	1	5	9	8	34	12
	CHANGE		22 +	30 +	52 +	0	1 -	1 -	1 -	5 -	26 +	25 +	9 +
	SHERIFF	73	15	61	76	0	0	0	4	1	17	45	9
		72	3	44	47	0	1	1	5	6	4	25	5
	CHANGE		12 +	17 +	29 +	0	1 -	1 -	1 -	5 -	13 +	20 +	4 +
	STATE POLICE	73	19	27	46	0	0	0	0	3	17	14	12
		72	9	14	23	0	0	0	0	3	4	9	7
	CHANGE		10 +	13 +	23 +	0	0	0	0	0	13 +	5 +	5 +
	MUNICIPAL	73	73	88	161	3	0	0	5	4	41	98	10
		72	20	121	141	1	2	1	13	3	36	63	22
	CHANGE		53 +	33 -	20 +	2 +	2 -	1 -	8 -	1 +	5 +	35 +	12 -
PARKERSBURG PD		73	62	87	149	3	0	0	5	4	34	93	10
		72	17	116	133	1	2	1	13	2	34	59	21
	CHANGE		45 +	29 -	16 +	2 +	2 -	1 -	8 -	2 +	0	34 +	11 -
VIENNA PD		73	5	0	5	0	0	0	0	0	5	0	0
		72	0	1	1	0	0	0	0	1	0	0	0
	CHANGE		5 +	1 -	4 +	0	0	0	0	1 -	5 +	0	0
WILLIAMSTOWN PD		73	6	1	7	0	0	0	0	0	2	5	0
		72	3	4	7	0	0	0	0	0	2	4	1
	CHANGE		3 +	3 -	0	0	0	0	0	0	0	1 +	1 -
WYOMING COUNTY	TOTAL	73	3	19	22	0	1	5	3	2	3	4	4
		72	13	46	59	2	2	2	1	11	20	15	6
	CHANGE		10 -	27 -	37 -	2 -	1 -	3 +	2 +	9 -	17 -	11 -	2 -
	RURAL	73	2	16	18	0	1	3	3	2	3	2	4
		72	13	42	55	2	2	1	1	11	19	14	5
	CHANGE		11 -	26 -	37 -	2 -	1 -	2 +	2 +	9 -	16 -	12 -	1 -
	SHERIFF	73	0	1	1	0	0	1	0	0	0	0	0
		72	4	2	6	0	0	0	0	0	5	0	1
	CHANGE		4 -	1 -	5 -	0	0	1 +	0	0	5 -	0	1 -

PART I ARRESTS BY CHARGE AND AGENCY TYPE

			JUVENILE	ADULTS	GRAND TOTAL	CRIMINAL HOMICIDE MURDER	CRIMINAL HOMICIDE NEG MANSL	FORCIBLE RAPE	ROBBERY	AGGRAV ASSAULT	BURGLARY	LARCENY	AUTO THEFT
	STATE POLICE	73	2	15	17	0	1	2	3	2	3	2	4
		72	9	40	49	2	2	1	1	11	14	14	4
	CHANGE		7 -	25 -	32 -	2 -	1 -	1 +	2 +	9 -	11 -	12 -	0
	MUNICIPAL	73	1	3	4	0	0	2	0	0	0	2	0
		72	0	4	4	0	0	1	0	0	1	1	1
	CHANGE		1 +	1 -	0	0	0	1 +	0	0	1 -	1 +	1 -
MULLENS PD		73	0	0	0	0	0	0	0	0	0	0	0
		72	0	0	0	0	0	0	0	0	0	0	0
	CHANGE		0	0	0	0	0	0	0	0	0	0	0
PINEVILLE PD		73	0	0	0	0	0	0	0	0	0	0	0
		72	0	0	0	0	0	0	0	0	0	0	0
	CHANGE		0	0	0	0	0	0	0	0	0	0	0
OCEANA PD		73	1	3	4	0	0	2	0	0	0	2	0
		72	0	4	4	0	0	1	0	0	1	1	1
	CHANGE		1 +	1 -	0	0	0	1 +	0	0	1 -	1 +	1 -

PART II ARRESTS BY CHARGE AND AGENCY TYPE

The report in this section details the number of persons arrested for Part II Offenses for the reporting periods of 1972 and 1973. Definitions for each of the Part II Offenses may be found in this book in the Table of Contents under the category entitled "Classification of Offenses".

PAGE 1

PART II ARRESTS BY CHARGE AND AGENCY TYPE

			JUVENILE	ADULTS	GRAND TOTAL	OTHER ASSAULTS	ARSON	FORGERY	FRAUD	EMBEZZLE	STOLEN PROPERTY	VANDAL	ILLEGAL WEAPONS
WEST VIRGINIA	TOTAL	73	5468	57938	63406	2600	86	257	1348	32	273	712	842
		72	4618	51626	56244	2621	47	357	1107	36	279	585	781
	CHANGE		850 +	6312 +	7162 +	21 -	39 +	100 -	241 +	4 -	6 -	127 +	61 +
	RURAL	73	2574	30342	32916	1647	62	182	1266	20	190	479	564
		72	1787	24557	26344	1528	33	249	1033	30	141	309	449
	CHANGE		787 +	5785 +	6572 +	119 +	29 +	67 -	233 +	10 -	49 +	170 +	115 +
	SHERIFF'S	73	1215	12305	13520	618	32	68	432	7	60	153	146
		72	718	7780	8498	470	6	113	219	20	37	108	80
	CHANGE		497 +	4525 +	5022 +	148 +	26 +	45 -	213 +	13 -	23 +	45 +	66 +
	STATE POLICE	73	1350	17983	19333	1029	30	114	834	13	130	326	418
		72	1069	16777	17846	1058	27	136	814	10	104	201	369
	CHANGE		281 +	1206 +	1487 +	29 -	3 +	22 -	20 +	3 +	26 +	125 +	49 +
	MUNICIPAL	73	2894	27596	30490	953	24	75	82	12	83	233	278
		72	2831	27069	29900	1093	14	108	74	6	138	276	332
	CHANGE		63 +	527 +	590 +	140 -	10 +	33 -	8 +	6 +	55 -	43 -	54 -
BARBOUR COUNTY	TOTAL	73	33	542	575	11	2	0	30	0	5	8	3
		72	25	440	465	16	1	2	33	0	2	25	6
	CHANGE		8 +	102 +	110 +	5 -	1 +	2 -	3 -	0	3 +	17 -	3 -
	RURAL	73	32	219	251	11	2	0	30	0	5	8	3
		72	22	196	218	16	1	2	33	0	2	23	5
	CHANGE		10 +	23 +	33 +	5 -	1 +	2 -	3 -	0	3 +	15 -	2 -
	SHERIFF	73	13	99	112	4	2	0	2	0	0	2	1
		72	5	17	22	0	0	0	1	0	0	7	0
	CHANGE		8 +	82 +	90 +	4 +	2 +	0	1 +	0	0	5 -	1 +
	STATE POLICE	73	19	120	139	7	0	0	28	0	5	6	2
		72	17	179	196	16	1	2	32	0	2	16	5
	CHANGE		2 +	59 -	57 -	9 -	1 -	2 -	4 -	0	3 +	10 -	3 -
	MUNICIPAL	73	1	323	324	0	0	0	0	0	0	0	0
		72	3	244	247	0	0	0	0	0	0	2	1
	CHANGE		2 -	79 +	77 +	0	0	0	0	0	0	2 -	1 -
BELLINGTON PD		73	0	174	174	0	0	0	0	0	0	0	0
		72	0	77	77	0	0	0	0	0	0	0	0
	CHANGE		0	97 +	97 +	0	0	0	0	0	0	0	0
PHILIPPI PD		73	1	149	150	0	0	0	0	0	0	0	0
		72	3	167	170	0	0	0	0	0	0	2	1
	CHANGE		2 -	18 -	20 -	0	0	0	0	0	0	2 -	1 -
BERKELEY COUNTY	TOTAL	73	181	1426	1607	112	0	4	17	1	17	12	28
		72	100	955	1055	87	0	4	28	0	1	20	8
	CHANGE		81 +	471 +	552 +	25 +	0	0	11 -	1 +	16 +	8 -	20 +

PAGE 2

PART II ARRESTS BY CHARGE AND AGENCY TYPE

			COML VICE	SEX OFFENSES	NARCOTIC AND DRUG	GAMBLING	FAMILY OFFENSES	DRIVING UND INFL	LIQUOR LAWS	DRUNK-ENNESS	DISORD CONDUCT	VAGRANCY	OTHER OFFENSES	SUSPICION	CURFEW LOITER	RUN-AWAYS
WEST VIRGINIA	TOTAL	73	156	179	1764	299	838	4980	519	35534	1716	58	9518	0	577	1118
		72	107	181	783	497	769	4642	617	31690	2038	115	7477	0	625	890
	CHANGE		49 +	2 -	981 +	198 -	69 +	338 +	98 -	3844 +	322 -	57 -	2041 +	0	48 -	228 +
	RURAL	73	86	86	1004	163	735	3062	313	14749	375	20	7165	0	44	704
		72	32	84	372	257	678	2677	396	12057	431	63	4969	0	19	537
	CHANGE		54 +	2 +	632 +	94 -	57 +	385 +	83 -	2692 +	56 -	43 -	2196 +	0	25 +	167 +
	SHERIFF'S	73	12	45	374	18	360	931	98	6252	161	18	3386	0	40	309
		72	18	32	136	61	268	449	106	3910	175	12	2002	0	13	263
	CHANGE		6 -	13 +	238 +	43 -	92 +	482 +	8 -	2342 +	14 -	6 +	1384 +	0	27 +	46 +
	STATE POLICE	73	74	41	630	145	375	2127	215	8465	214	2	3756	0	4	391
		72	14	52	236	196	410	2228	290	8147	256	51	2967	0	6	274
	CHANGE		60 +	11 -	394 +	51 -	35 -	101 -	75 -	318 +	42 -	49 -	789 +	0	2 -	117 +
	MUNICIPAL	73	70	93	760	136	103	1918	206	20785	1341	38	2353	0	533	414
		72	75	97	411	240	91	1965	221	19633	1607	52	2508	0	606	353
	CHANGE		5 -	4 -	349 +	104 -	12 +	47 -	15 -	1152 +	266 -	14 -	155 -	0	73 -	61 +
BARBOUR COUNTY	TOTAL	73	0	0	14	0	5	56	8	274	6	0	145	0	0	8
		72	0	2	2	3	1	38	23	254	7	1	45	0	0	4
	CHANGE		0	2 -	12 +	3 -	4 +	18 +	15 -	20 +	1 -	1 -	100 +	0	0	4 +
	RURAL	73	0	0	14	0	5	21	0	55	2	0	88	0	0	7
		72	0	1	2	3	1	15	0	68	1	0	41	0	0	4
	CHANGE		0	1 -	12 +	3 -	4 +	6 +	0	13 -	1 +	0	47 +	0	0	3 +
	SHERIFF	73	0	0	0	0	1	10	0	26	0	0	64	0	0	0
		72	0	0	0	0	0	0	0	14	0	0	0	0	0	0
	CHANGE		0	0	0	0	1 +	10 +	0	12 +	1	0	64 +	0	0	0
	STATE POLICE	73	0	0	14	0	4	11	0	29	2	0	24	0	0	7
		72	0	1	2	3	1	15	0	54	1	0	41	0	0	4
	CHANGE		0	1 -	12 +	3 -	3 +	4 -	0	25 -	1 +	0	17 -	0	0	3 +
	MUNICIPAL	73	0	0	0	0	0	35	8	219	4	0	57	0	0	1
		72	0	1	0	0	0	23	23	186	6	1	4	0	0	0
	CHANGE		0	1 -	0	0	0	12 +	15 -	33 +	2 -	1 -	53 +	0	0	1 +
BELLINGTON PD		73	0	0	0	0	0	17	0	109	0	0	48	0	0 -	0
		72	0	0	0	0	0	2	6	69	3	0	3	0	0	0
	CHANGE		0	0	0	0	0	15 +	0	40 +	3 -	0	45 +	0	0	0
PHILIPPI PD		73	0	0	0	0	0	18	8	110	4	0	9	0	0	1
		72	0	1	0	0	0	21	23	117	3	1	1	0	0	0
	CHANGE		0	1 -	0	0	0	3 -	15 -	7 -	1 +	1 -	8 +	0	0	1 +
BERKELEY COUNTY	TOTAL	73	0	5	67	0	20	195	12	771	70	0	188	0	14	74
		72	2	4	26	0	21	100	14	590	45	0	57	0	10	38
	CHANGE		2 -	1 +	41 +	0	1 -	95 +	2 -	181 +	25 +	0	131 +	0	4 +	36 +

PAGE 3

PART II ARRESTS BY CHARGE AND AGENCY TYPE

			JUVENILE	ADULTS	GRAND TOTAL	OTHER ASSAULTS	ARSON	FORGERY	FRAUD	EMBEZZLE	STOLEN PROPERTY	VANDAL	ILLEGAL WEAPONS
	RURAL	73	76	750	826	67	0	3	17	1	16	2	23
		72	49	467	516	74	0	4	28	0	1	12	8
	CHANGE		27 +	283 +	310 +	7 -	0	1 -	11 -	1 +	15 +	10 -	15 +
	SHERIFF	73	44	345	389	33	0	1	13	1	4	2	7
		72	44	246	290	64	0	4	28	0	0	12	6
	CHANGE		0	99 +	99 +	31 -	0	3 -	15 -	1 +	4 +	10 -	1 +
	STATE POLICE	73	32	405	437	34	0	2	4	0	12	0	16
		72	5	221	226	10	0	0	0	0	1	0	2
	CHANGE		27 +	184 +	211 +	24 +	0	2 +	4 +	0	11 +	0	14 +
	MUNICIPAL	73	105	676	781	45	0	1	0	0	1	10	5
		72	51	488	539	13	0	0	0	0	0	8	0
	CHANGE		54 +	188 +	242 +	32 +	0	1 +	0	0	1 +	2 +	5 +
MARTINSBURG PD		73	105	676	781	45	0	1	0	0	1	10	5
		72	51	488	539	13	0	0	0	0	0	8	0
	CHANGE		54 +	188 +	242 +	32 +	0	1 +	0	0	1 +	2 +	5 +
BOONE COUNTY	TOTAL	73	74	932	1006	41	0	4	4	0	6	6	12
		72	61	752	813	40	0	4	15	0	0	20	13
	CHANGE		13 +	180 +	193 +	1 +	0	0	11 -	0	6 +	14 -	1 -
	RURAL	73	34	671	705	39	0	4	4	0	6	2	11
		72	29	480	509	38	0	3	15	0	0	16	12
	CHANGE		5 +	191 +	196 +	1 +	0	1 +	11 -	0	6 +	14 -	1 -
	SHERIFF	73	21	453	474	26	0	2	0	0	0	2	2
		72	7	71	78	5	0	0	0	0	0	2	0
	CHANGE		14 +	382 +	396 +	21 +	0	2 +	0	0	0	0	2 +
	STATE POLICE	73	13	218	231	13	0	2	4	0	6	0	9
		72	22	409	431	33	0	3	15	0	0	14	12
	CHANGE		9 -	191 -	200 -	20 -	0	1 -	11 -	0	6 +	14 -	3 -
	MUNICIPAL	73	40	261	301	2	0	0	0	0	0	4	1
		72	32	272	304	2	0	1	0	0	0	0	0
	CHANGE		8 +	11 -	3 -	0	0	1 -	0	0	0	4	1
MADISON PD		73	34	168	202	2	0	0	0	0	0	0	0
		72	28	192	220	2	0	1	0	0	0	4	1
	CHANGE		6 +	24 -	18 -	0	0	1 -	0	0	0	4 +	1 +
WHITESVILLE PD		73	6	93	99	0	0	0	0	0	0	0	0
		72	4	80	84	0	0	0	0	0	0	4	1
	CHANGE		2 +	13 +	15 +	0	0	0	0	0	0	4 -	1 -
BRAXTON COUNTY	TOTAL	73	40	419	459	26	0	3	0	2	3	6	2
		72	29	383	412	29	0	1	57	0	3	7	4
	CHANGE		11 +	36 +	47 +	3 -	0	2 +	57 -	2 +	0	1 -	2 -

PAGE 4

PART II ARRESTS BY CHARGE AND AGENCY TYPE

			COML VICE	SEX OFFENSES	NARCOTIC AND DRUG	GAMBLING	FAMILY OFFENSES	DRIVING UND INFL	LIQUOR LAWS	DRUNK-ENNESS	DISORD CONDUCT	VAGRANCY	OTHER OFFENSES	SUSPICION	CURFEW LOITER	RUN-AWAYS
	RURAL	73	0	3	59	0	19	181	8	303	10	0	74	0	0	40
		72	2	4	16	0	20	81	2	186	1	0	49	0	2	26
	CHANGE		2 -	1 -	43 +	0	1 -	100 +	6 +	117 +	9 +	0	25 +	0	2 -	14 +
	SHERIFF	73	0	3	19	0	16	57	8	141	10	0	43	0	0	31
		72	0	4	4	0	15	0	0	98	0	0	27	0	2	26
	CHANGE		0	1 -	15 +	0	1 +	57 +	8 +	43 +	10 +	0	16 +	0	2 -	5 +
	STATE POLICE	73	0	0	40	0	3	124	0	162	0	0	31	0	0	9
		72	2	0	12	0	5	81	2	88	1	0	22	0	0	0
	CHANGE		2 -	0	28 +	0	2 +	43 +	2 -	74 +	1 -	0	9 +	0	0	9 +
	MUNICIPAL	73	0	2	8	0	1	14	4	468	60	0	114	0	14	34
		72	0	0	10	0	1	19	12	404	44	0	8	0	8	12
	CHANGE		0	2 +	2 -	0	0	5 -	8 -	64 +	16 +	0	106 +	0	6 +	22 +
MARTINSBURG PD		73	0	2	8	0	1	14	4	468	60	0	114	0	14	34
		72	0	0	10	0	1	19	12	404	44	0	8	0	8	12
	CHANGE		0	2 +	2 -	0	0	5 -	8 -	64 +	16 +	0	106 +	0	6 +	22 +
BOONE COUNTY	TOTAL	73	0	0	17	0	7	95	12	677	27	0	68	0	21	9
		72	0	1	3	1	11	62	7	564	8	1	40	0	22	1
	CHANGE		0	1 -	14 +	1 -	4 -	33 +	5 +	113 +	19 +	1 -	28 +	0	1 -	8 +
	RURAL	73	0	0	16	0	6	76	12	457	2	0	63	0	0	7
		72	0	1	1	1	11	51	3	316	0	0	39	0	1	1
	CHANGE		0	1 -	15 +	1 -	5 -	25 +	9 +	141 +	2 +	0	24 +	0	1 -	6 +
	SHERIFF	73	0	0	8	0	0	45	11	327	2	0	49	0	0	0
		72	0	0	0	0	0	7	0	62	0	0	1	0	1	0
	CHANGE		0	0	8 +	0	0	38 +	11 +	265 +	2 +	0	48 +	0	1 -	0
	STATE POLICE	73	0	0	8	0	6	31	1	130	0	0	14	0	0	7
		72	0	1	1	1	11	44	3	254	0	0	38	0	0	1
	CHANGE		0	1 -	7 +	1 -	5 -	13 -	2 -	124 -	0	0	24 -	0	0	6 +
	MUNICIPAL	73	0	0	1	0	1	19	0	220	25	0	5	0	21	2
		72	0	0	2	0	0	11	4	248	8	1	1	0	21	0
	CHANGE		0	0	1 -	0	1 +	8 +	4 -	28 -	17 +	1 -	4 +	0	0	2 +
MADISON PD		73	0	0	1	0	1	12	0	149	6	0	5	0	21	0
		72	0	0	2	0	0	3	4	184	1	1	1	0	21	0
	CHANGE		0	0	1 -	0	1 +	9 +	4 -	35 -	5 +	1 -	4 +	0	0	0
WHITESVILLE PD		73	0	0	0	0	0	7	0	71	19	0	0	0	0	2
		72	0	0	0	0	0	8	0	64	7	0	0	0	0	0
	CHANGE		0	0	0	0	0	1 -	0	7 +	12 +	0	0	0	0	2 +
BRAXTON COUNTY	TOTAL	73	0	1	5	0	1	27	4	249	21	1	98	0	1	9
		72	0	2	6	0	10	45	2	181	23	0	34	0	1	7
	CHANGE		0	1 -	1 -	0	9 -	18 -	2 +	68 +	2 -	1 +	64 +	0	0	2 +

PAGE 5
PART II ARRESTS BY CHARGE AND AGENCY TYPE

			JUVENILE	ADULTS	GRAND TOTAL	OTHER ASSAULTS	ARSON	FORGERY	FRAUD	EMBEZZLE	STOLEN PROPERTY	VANDAL	ILLEGAL WEAPONS
	RURAL	73	21	238	259	23	0	3	0	0	3	6	2
		72	22	245	267	19	0	1	57	0	3	5	4
	CHANGE		1 -	7 -	8	4 +	0	2 +	57 -	0	0	1 +	2 -
	SHERIFF	73	13	44	57	4	0	0	0	0	0	0	0
		72	15	58	73	2	0	0	1	0	0	3	1
	CHANGE		2 -	14 -	16 -	2 +	0	0	1 -	0	0	3 -	1 -
	STATE POLICE	73	8	194	202	19	0	3	0	0	3	6	2
		72	7	187	194	17	0	1	56	0	3	2	3
	CHANGE		1 +	7 +	8 +	2 +	0	2 +	56 -	0	0	4 +	1 -
	MUNICIPAL	73	19	181	200	3	0	0	0	2	0	0	0
		72	7	138	145	10	0	0	0	0	0	2	0
	CHANGE		12 +	43 +	55 +	7 -	0	0	0	2 +	0	2 -	0
GASSAWAY PD		73	19	133	152	2	0	0	0	2	0	0	0
		72	5	107	112	9	0	0	0	0	0	2	0
	CHANGE		14 +	26 +	40 +	7 -	0	0	0	2 +	0	2 -	0
SUTTON PD		73	0	48	48	1	0	0	0	0	0	0	0
		72	2	31	33	1	0	0	0	0	0	0	0
	CHANGE		2 -	17 +	15 +	0	0	0	0	0	0	0	0
BROOKE COUNTY	TOTAL	73	40	269	309	54	1	3	1	0	3	3	7
		72	38	209	247	43	1	0	4	1	0	5	7
	CHANGE		2 +	60 +	62 +	11 +	0	3 +	3 -	1 -	3 +	2 -	0
	RURAL	73	35	188	223	46	1	3	1	0	3	3	7
		72	34	118	152	35	1	0	4	1	0	5	5
	CHANGE		1 +	70 +	71 +	11 +	0	3 +	3 -	1 -	3 +	2 -	2 +
	SHERIFF	73	35	162	197	45	1	2	1	0	1	3	6
		72	34	109	143	35	1	0	4	1	0	5	5
	CHANGE		1 +	53 +	54 +	10 +	0	2 +	3 -	1 -	1 +	2 -	1 +
	STATE POLICE	73	0	26	26	1	0	1	0	0	2	0	1
		72	0	9	9	0	0	0	0	0	0	0	0
	CHANGE		0	17 +	17 +	1 +	0	1 +	0	0	2 +	0	1 +
	MUNICIPAL	73	5	81	86	8	0	0	0	0	0	0	0
		72	4	91	95	8	0	0	0	0	0	0	2
	CHANGE		1 +	10 -	9 -	0	0	0	0	0	0	0	2 -
FOLLANSBEE PD		73	0	37	37	0	0	0	0	0	0	0	0
		72	2	30	32	0	0	0	0	0	0	0	0
	CHANGE		2 -	7 +	5 +	0	0	0	0	0	0	0	0
WELLSBURG PD		73	5	44	49	8	0	0	0	0	0	0	0
		72	2	61	63	8	0	0	0	0	0	0	2
	CHANGE		3 +	17 -	14 -	0	0	0	0	0	0	0	2 -

PAGE 6
PART II ARRESTS BY CHARGE AND AGENCY TYPE

			COML VICE	SEX OFFENSES	NARCOTIC AND DRUG	GAMBLING	FAMILY OFFENSES	DRIVING UND INFL	LIQUOR LAWS	DRUNK-ENNESS	DISORD CONDUCT	VAGRANCY	OTHER OFFENSES	SUSPICION	CURFEW LOITER	RUN-AWAYS
	RURAL	73	0	1	5	0	1	21	0	89	0	0	97	0	0	8
		72	0	2	6	0	10	42	2	75	2	0	32	0	0	7
	CHANGE		0	1 -	1 -	0	9 -	21 -	2 -	14 +	2 -	0	65 +	0	0	1 +
	SHERIFF	73	0	0	5	0	0	5	0	31	0	0	8	0	0	4
		72	0	2	3	0	0	16	0	25	2	0	12	0	0	6
	CHANGE		0	2 -	2 +	0	0	11 -	0	6 +	2 -	0	4 -	0	0	2 -
	STATE POLICE	73	0	1	0	0	1	16	0	58	0	0	89	0	0	4
		72	0	0	3	0	10	26	2	50	0	0	20	0	0	1
	CHANGE		0	1 +	3 -	0	9 -	10 -	2 -	8 +	0	0	69 +	0	0	3 +
	MUNICIPAL	73	0	0	0	0	0	6	4	160	21	1	1	0	1	1
		72	0	0	0	0	0	3	0	106	21	0	2	0	1	0
	CHANGE		0	0	0	0	0	3 +	4 +	54 +	0	1 +	1 -	0	0	1 +
GASSAWAY PD		73	0	0	0	0	0	3	2	120	19	1	1	0	1	1
		72	0	0	0	0	0	3	0	77	18	0	2	0	1	0
	CHANGE		0	0	0	0	0	0	2 +	43 +	1 +	1 +	1 -	0	0	1 +
SUTTON PD		73	0	0	0	0	0	3	2	40	2	0	0	0	0	0
		72	0	0	0	0	0	0	0	29	3	0	0	0	0	0
	CHANGE		0	0	0	0	0	3 +	2 +	11 +	1 -	0	0	0	0	0
BROOKE COUNTY	TOTAL	73	0	3	31	3	1	33	5	110	20	2	24	0	1	4
		72	0	1	8	0	0	20	0	72	44	1	21	0	0	19
	CHANGE		0	2 +	23 +	3 +	1 +	13 +	5 +	38 +	24 -	1 +	3 +	0	1 +	15 -
	RURAL	73	0	3	31	0	1	25	1	69	5	2	17	0	1	4
		72	0	1	8	0	0	7	0	34	14	1	17	0	0	19
	CHANGE		0	2 +	23 +	0	1 +	18 +	1 +	35 +	9 -	1 +	0	0	1 +	15 -
	SHERIFF	73	0	3	22	0	1	14	1	68	5	2	17	0	1	4
		72	0	1	0	0	0	6	0	34	14	1	17	0	0	19
	CHANGE		0	2 +	22 +	0	1 +	8 +	1 +	34 +	9 -	1 +	0	0	1 +	15 -
	STATE POLICE	73	0	0	9	0	0	11	0	1	0	0	0	0	0	0
		72	0	0	8	0	0	1	0	0	0	0	0	0	0	0
	CHANGE		0	0	1 +	0	0	10 +	0	1 +	0	0	0	0	0	0
	MUNICIPAL	73	0	0	0	3	0	8	4	41	15	0	7	0	0	0
		72	0	0	0	0	0	13	0	38	30	0	4	0	0	0
	CHANGE		0	0	0	3 +	0	5 -	4 +	3 +	15 -	0	3 +	0	0	0
FOLLANSBEE PD		73	0	0	0	0	0	5	3	17	5	0	7	0	0	0
		72	0	0	0	0	0	9	0	8	12	0	3	0	0	0
	CHANGE		0	0	0	0	0	4 -	3 +	9 +	7 -	0	4 +	0	0	0
WELLSBURG PD		73	0	0	0	3	0	3	1	24	10	0	0	0	0	0
		72	0	0	0	0	0	4	0	30	18	0	1	0	0	0
	CHANGE		0	0	0	3 +	0	1 -	1 +	6 -	8 -	0	1 -	0	0	0

PAGE 7
PART II ARRESTS BY CHARGE AND AGENCY TYPE

			JUVENILE	ADULTS	GRAND TOTAL	OTHER ASSAULTS	ARSON	FORGERY	FRAUD	EMBEZZLE	STOLEN PROPERTY	VANDAL	ILLEGAL WEAPONS
CABELL COUNTY	TOTAL	73	684	4678	5362	268	8	22	32	4	20	80	87
		72	641	3958	4599	206	3	28	27	2	40	74	75
	CHANGE		43 +	720 +	763 +	62 +	5 +	6 -	5 +	2 +	20 -	6 +	12 +
	RURAL	73	152	1197	1349	27	4	4	3	0	7	2	16
		72	127	750	877	34	2	5	6	1	5	3	8
	CHANGE		25 +	447 +	472 +	7 -	2 +	1 -	3 -	1 -	2 +	1 -	8 +
	SHERIFF	73	102	903	1005	8	0	4	2	0	6	1	10
		72	39	419	458	13	0	1	0	1	0	2	1
	CHANGE		63 +	484 +	547 +	5 -	0	3 +	2 +	1 -	6 +	1 -	9 +
	STATE POLICE	73	50	294	344	19	4	0	1	0	1	1	6
		72	88	331	419	21	2	4	6	0	5	1	7
	CHANGE		38 -	37 -	75 -	2 -	2 +	4 -	5 -	0	4 -	0	1 -
	MUNICIPAL	73	532	3481	4013	241	4	18	29	4	13	78	71
		72	514	3208	3722	172	1	23	21	1	35	71	67
	CHANGE		18 +	273 +	291 +	69 +	3 +	5 -	8 +	3 +	22 -	7 +	4 +
BARBOURSVILLE PD		73	12	16	28	0	0	0	0	0	2	0	0
		72	7	16	23	0	0	0	0	0	0	6	0
	CHANGE		5 +	0	5 +	0	0	0	0	0	2 +	6 -	0
HUNTINGTON PD		73	520	3465	3985	241	4	18	29	4	11	78	71
		72	507	3187	3694	172	1	23	21	1	34	65	67
	CHANGE		13 +	278 +	291 +	69 +	3 +	5 -	8 +	3 +	23 -	13 +	4 +
MILTON PD		73	0	0	0	0	0	0	0	0	0	0	0
		72	0	5	5	0	0	0	0	0	1	0	0
	CHANGE		0	5 -	5 -	0	0	0	0	0	1 -	0	0
CALHOUN COUNTY	TOTAL	73	5	150	155	12	0	0	13	0	0	5	3
		72	6	259	265	5	0	2	0	0	1	0	3
	CHANGE		1 -	109 -	110 -	7 +	0	2 -	13 +	0	1 -	5 +	0
	RURAL	73	5	133	138	12	0	0	13	0	0	5	1
		72	6	259	265	5	0	2	0	0	1	0	3
	CHANGE		1 -	126 -	127 -	7 +	0	2 -	13 +	0	1 -	5 +	2 -
	SHERIFF	73	0	0	0	0	0	0	0	0	0	0	0
		72	0	0	0	0	0	0	0	0	0	0	0
	CHANGE		0	0	0	0	0	0	0	0	0	0	0
	STATE POLICE	73	5	133	138	12	0	0	13	0	0	5	1
		72	6	259	265	5	0	2	0	0	1	0	3
	CHANGE		1 -	126 -	127 -	7 +	0	2 -	13 +	0	1 -	5 +	2 -
	MUNICIPAL	73	0	17	17	0	0	0	0	0	0	0	2
		72	0	0	0	0	0	0	0	0	0	0	0
	CHANGE		0	17 +	17 +	0	0	0	0	0	0	0	2 +

PAGE 8
PART II ARRESTS BY CHARGE AND AGENCY TYPE

			COML VICE	SEX OFFENSES	NARCOTIC AND DRUG	GAMBLING	FAMILY OFFENSES	DRIVING UND INFL	LIQUOR LAWS	DRUNK-ENNESS	DISORD CONDUCT	VAGRANCY	OTHER OFFENSES	SUSPICION	CURFEW LOITER	RUN-AWAYS
CABELL COUNTY	TOTAL	73	15	22	275	40	38	279	61	3288	104	0	554	0	25	140
		72	10	31	190	47	37	201	60	2775	147	1	514	0	19	112
	CHANGE		5 +	9 -	85 +	7 -	1 +	78 +	1 +	513 +	43 -	1 -	40 +	0	6 +	28 +
	RURAL	73	9	4	96	2	10	147	15	620	5	0	332	0	10	36
		72	0	5	26	3	22	74	29	380	8	1	246	0	0	19
	CHANGE		9 +	1 -	70 +	1 -	12 -	73 +	14 -	240 +	3 -	1 -	86 +	0	10 +	17 +
	SHERIFF	73	0	3	32	0	10	117	2	512	1	0	261	0	10	26
		72	0	3	20	0	20	28	0	255	2	0	108	0	0	4
	CHANGE		0	0	12 +	0	10 -	89 +	2 +	257 +	1 -	0	153 +	0	10 +	22 +
	STATE POLICE	73	9	1	64	2	0	30	13	108	4	0	71	0	0	10
		72	0	2	6	3	2	46	29	125	6	1	138	0	0	15
	CHANGE		9 +	1 -	58 +	1 -	2 -	16 -	16 -	17 -	2 -	1 -	67 -	0	0	5 -
	MUNICIPAL	73	6	18	179	38	28	132	46	2668	99	0	222	0	15	104
		72	10	26	164	44	15	127	31	2395	139	0	268	0	19	93
	CHANGE		4 -	8 -	15 +	6 -	13 +	5 +	15 +	273 +	40 -	0	46 -	0	4 -	11 +
BARBOURSVILLE PD		73	0	0	18	0	0	0	0	4	2	0	2	0	0	0
		72	0	0	3	0	0	0	0	10	0	0	4	0	0	0
	CHANGE		0	0	15 +	0	0	0	0	6 -	2 +	0	2 -	0	0	0
HUNTINGTON PD		73	6	18	161	38	28	132	46	2664	97	0	220	0	15	104
		72	10	26	161	44	15	127	31	2383	137	0	264	0	19	93
	CHANGE		4 -	8 -	0	6 -	13 +	5 +	15 +	281 +	40 -	0	44 -	0	4 -	11 +
MILTON PD		73	0	0	0	0	0	0	0	0	0	0	0	0	0	0
		72	0	0	0	0	0	0	0	2	2	0	0	0	0	0
	CHANGE		0	0	0	0	0	0	0	2 -	2 -	0	0	0	0	0
CALHOUN COUNTY	TOTAL	73	0	1	0	0	9	15	0	67	0	0	30	0	0	0
		72	0	0	0	0	11	23	0	142	0	0	75	0	0	3
	CHANGE		0	1 +	0	0	2 -	8 -	0	75 -	0	0	45 -	0	0	3 -
	RURAL	73	0	0	0	0	9	13	0	56	0	0	29	0	0	0
		72	0	0	0	0	11	23	0	142	0	0	75	0	0	3
	CHANGE		0	0	0	0	2 -	10 -	0	86 -	0	0	46 -	0	0	3 -
	SHERIFF	73	0	0	0	0	0	0	0	0	0	0	0	0	0	0
		72	0	0	0	0	0	0	0	0	0	0	0	0	0	0
	CHANGE		0	0	0	0	0	0	0	0	0	0	0	0	0	0
	STATE POLICE	73	0	0	0	0	9	13	0	56	0	0	29	0	0	0
		72	0	0	0	0	11	23	0	142	0	0	75	0	0	3
	CHANGE		0	0	0	0	2 -	10 -	0	86 -	0	0	46 -	0	0	3 -
	MUNICIPAL	73	0	1	0	0	0	2	0	11	0	0	1	0	0	0
		72	0	0	0	0	0	0	0	0	0	0	0	0	0	0
	CHANGE		0	1 +	0	0	0	2 +	0	11 +	0	0	1 +	0	0	0

PART II ARRESTS BY CHARGE AND AGENCY TYPE

			JUVENILE	ADULTS	GRAND TOTAL	OTHER ASSAULTS	ARSON	FORGERY	FRAUD	EMBEZZLE	STOLEN PROPERTY	VANDAL	ILLEGAL WEAPONS
GRANTSVILLE PD		73	0	17	17	0	0	0	0	0	0	0	2
		72	0	0	0	0	0	0	0	0	0	0	0
	CHANGE		0	17 +	17 +	0	0	0	0	0	0	0	2 +
CLAY COUNTY	TOTAL	73	18	295	313	0	1	3	3	0	3	1	10
		72	16	291	307	10	0	2	0	0	4	1	7
	CHANGE		2 +	4 +	6 +	10 -	1 +	1 +	3 +	0	1 -	0	3 +
	RURAL	73	18	238	256	0	1	3	3	0	3	1	10
		72	14	222	236	10	0	2	0	0	4	1	7
	CHANGE		4 +	16 +	20 +	10 -	1 +	1 +	3 +	0	1 -	0	3 +
	SHERIFF	73	0	8	8	0	0	0	3	0	0	0	0
		72	0	0	0	0	0	0	0	0	0	0	0
	CHANGE		0	8 +	8 +	0	0	0	3 +	0	0	0	0
	STATE POLICE	73	18	230	248	0	1	3	0	0	3	1	10
		72	14	222	236	10	0	2	0	0	4	1	7
	CHANGE		4 +	8 +	12 +	10 -	1 +	1 +	0	0	1 -	0	3 +
	MUNICIPAL	73	0	57	57	0	0	0	0	0	0	0	0
		72	2	69	71	0	0	0	0	0	0	0	0
	CHANGE		2 -	12 -	14 -	0	0	0	0	0	0	0	0
CLAY PD		73	0	57	57	0	0	0	0	0	0	0	0
		72	2	69	71	0	0	0	0	0	0	0	0
	CHANGE		2 -	12 -	14 -	0	0	0	0	0	0	0	0
DODDRIDGE COUNTY	TOTAL	73	8	149	157	9	0	1	0	0	0	1	0
		72	6	84	90	3	0	0	1	0	0	0	0
	CHANGE		2 +	65 +	67 +	6 +	0	1 +	1 -	0	0	1 +	0
	RURAL	73	8	142	150	9	0	1	0	0	0	1	0
		72	5	65	70	2	0	0	0	0	0	0	0
	CHANGE		3 +	77 +	80 +	7 +	0	1 +	0	0	0	1 +	0
	SHERIFF	73	1	19	20	0	0	0	0	0	0	1	0
		72	0	6	6	0	0	0	0	0	0	0	0
	CHANGE		1 +	13 +	14 +	0	0	0	0	0	0	1 +	0
	STATE POLICE	73	7	123	130	9	0	1	0	0	0	0	0
		72	5	59	64	2	0	0	0	0	0	0	0
	CHANGE		2 +	64 +	66 +	7 +	0	1 +	0	0	0	0	0
	MUNICIPAL	73	0	7	7	0	0	0	0	0	0	0	0
		72	1	19	20	1	0	0	1	0	0	0	0
	CHANGE		1 -	12 -	13 -	1 -	0	0	1 -	0	0	0	0
WEST UNION PD		73	0	7	7	0	0	0	0	0	0	0	0
		72	1	19	20	1	0	0	1	0	0	0	0
	CHANGE		1 -	12 -	13 -	1 -	0	0	1 -	0	0	0	0

PART II ARRESTS BY CHARGE AND AGENCY TYPE

			JUVENILE	ADULTS	GRAND TOTAL	OTHER ASSAULTS	ARSON	FORGERY	FRAUD	EMBEZZLE	STOLEN PROPERTY	VANDAL	ILLEGAL WEAPONS
FAYETTE COUNTY	TOTAL	73	135	1396	1531	32	0	1	0	0	5	13	14
		72	99	1232	1331	59	1	6	1	0	11	7	25
	CHANGE		36 +	164 +	200 +	27 -	1 -	5 -	1 -	0	6 -	6 +	11 -
	RURAL	73	113	1013	1126	31	0	1	0	0	5	8	10
		72	84	866	950	55	1	6	1	0	11	7	25
	CHANGE		29 +	147 +	176 +	24 -	1 -	5 -	1 -	0	6 -	1 +	15 -
	SHERIFF	73	80	631	711	4	0	0	0	0	2	0	5
		72	58	462	520	36	0	4	1	0	7	6	8
	CHANGE		22 +	169 +	191 +	32 -	0	4 -	1 -	0	5 -	6 -	3 -
	STATE POLICE	73	33	382	415	27	0	1	0	0	3	8	5
		72	26	404	430	19	1	2	0	0	4	1	17
	CHANGE		7 +	22 -	15 -	8 +	1 -	1 -	0	0	1 -	7 +	12 -
	MUNICIPAL	73	22	383	405	1	0	0	0	0	0	5	4
		72	15	366	381	4	0	0	0	0	0	0	0
	CHANGE		7 +	17 +	24 +	3 -	0	0	0	0	0	5 +	4 +
ANSTEAD PD		73	12	16	28	0	0	0	0	0	0	3	0
		72	5	8	13	0	0	0	0	0	0	0	0
	CHANGE		7 +	8 +	15 +	0	0	0	0	0	0	3 +	0
FAYETTEVILLE PD		73	4	67	71	0	0	0	0	0	0	2	2
		72	3	25	28	0	0	0	0	0	0	0	0
	CHANGE		1 +	42 +	43 +	0	0	0	0	0	0	2 +	2 +
MONTGOMERY PD		73	0	155	155	0	0	0	0	0	0	0	0
		72	2	158	160	0	0	0	0	0	0	0	0
	CHANGE		2 -	3 -	5 -	0	0	0	0	0	0	0	0
MOUNT HOPE PD		73	5	64	69	1	0	0	0	0	0	0	2
		72	2	33	35	3	0	0	0	0	0	0	0
	CHANGE		3 +	31 +	34 +	2 -	0	0	0	0	0	0	2 +
OAK HILL PD		73	0	16	16	0	0	0	0	0	0	0	0
		72	0	50	50	0	0	0	0	0	0	0	0
	CHANGE		0	34 -	34 -	0	0	0	0	0	0	0	0
SMITHERS PD		73	1	65	66	0	0	0	0	0	0	0	0
		72	3	92	95	1	0	0	0	0	0	0	0
	CHANGE		2 -	27 -	29 -	1 -	0	0	0	0	0	0	0
GILMER COUNTY	TOTAL	73	12	273	285	9	0	1	66	0	0	0	2
		72	5	293	298	18	0	4	72	0	0	0	0
	CHANGE		7 +	20 -	13 -	9 -	0	3 -	6 -	0	0	0	2 +
	RURAL	73	11	159	170	9	0	1	66	0	0	0	2
		72	4	215	219	18	0	4	72	0	0	0	0
	CHANGE		7 +	56 -	49 -	9 -	0	3 -	6 -	0	0	0	2 +

PART II ARRESTS BY CHARGE AND AGENCY TYPE

			COML VICE	SEX OFFENSES	NARCOTIC AND DRUG	GAMBLING	FAMILY OFFENSES	DRIVING UND INFL	LIQUOR LAWS	DRUNK-ENNESS	DISORD CONDUCT	VAGRANCY	OTHER OFFENSES	SUSPICION	CURFEW LOITER	RUN-AWAYS
GRANTSVILLE PD		73	0	1	0	0	0	2	0	11	0	0	1	0	0	0
		72	0	0	0	0	0	0	0	0	0	0	0	0	0	0
	CHANGE		0	1 +	0	0	0	2 +	0	11 +	0	0	1 +	0	0	0
CLAY COUNTY	TOTAL	73	0	1	1	0	2	63	0	181	4	0	39	0	0	1
		72	0	0	4	0	0	27	4	227	1	0	20	0	0	0
	CHANGE		0	1 +	3 -	0	2 +	36 +	4 -	46 -	3 +	0	19 +	0	0	1 +
	RURAL	73	0	1	1	0	2	61	0	130	0	0	39	0	0	1
		72	0	0	4	0	0	25	2	162	0	0	19	0	0	0
	CHANGE		0	1 +	3 -	0	2 +	36 +	2 -	32 -	0	0	20 +	0	0	1 +
	SHERIFF	73	0	0	0	0	0	0	0	4	0	0	1	0	0	0
		72	0	0	0	0	0	0	0	0	0	0	0	0	0	0
	CHANGE		0	0	0	0	0	0	0	4 +	0	0	1 +	0	0	0
	STATE POLICE	73	0	1	1	0	2	61	0	126	0	0	38	0	0	1
		72	0	0	4	0	0	25	2	162	0	0	19	0	0	0
	CHANGE		0	1 +	3 -	0	2 +	36 +	2 -	36 -	0	0	19 +	0	0	1 +
	MUNICIPAL	73	0	0	0	0	0	2	0	51	4	0	0	0	0	0
		72	0	0	0	0	0	2	2	65	1	0	1	0	0	0
	CHANGE		0	0	0	0	0	0	2 -	14 -	3 +	0	1 -	0	0	0
CLAY PD		73	0	0	0	0	0	2	0	51	4	0	0	0	0	0
		72	0	0	0	0	0	2	2	65	1	0	1	0	0	0
	CHANGE		0	0	0	0	0	0	2 -	14 -	3 +	0	1 -	0	0	0
DODDRIDGE COUNTY	TOTAL	73	0	0	0	0	5	30	0	72	1	0	35	0	0	3
		72	0	0	0	0	0	19	0	60	3	0	4	0	0	0
	CHANGE		0	0	0	0	5 +	11 +	0	12 +	2 -	0	31 +	0	0	3 +
	RURAL	73	0	0	0	0	5	29	0	67	0	0	35	0	0	3
		72	0	0	0	0	0	19	0	45	0	0	4	0	0	0
	CHANGE		0	0	0	0	5 +	10 +	0	22 +	0	0	31 +	0	0	3 +
	SHERIFF	73	0	0	0	0	3	5	0	11	0	0	0	0	0	0
		72	0	0	0	0	0	0	0	4	0	0	2	0	0	0
	CHANGE		0	0	0	0	3 +	5 +	0	7 +	0	0	2 -	0	0	0
	STATE POLICE	73	0	0	0	0	2	24	0	56	0	0	35	0	0	3
		72	0	0	0	0	0	19	0	41	0	0	2	0	0	0
	CHANGE		0	0	0	0	2 +	5 +	0	15 +	0	0	33 +	0	0	3 +
	MUNICIPAL	73	0	0	0	0	0	1	0	5	1	0	0	0	0	0
		72	0	0	0	0	0	0	0	15	3	0	0	0	0	0
	CHANGE		0	0	0	0	0	1 +	0	10 -	2 -	0	0	0	0	0
WEST UNION PD		73	0	0	0	0	0	1	0	5	1	0	0	0	0	0
		72	0	0	0	0	0	0	0	15	3	0	0	0	0	0
	CHANGE		0	0	0	0	0	1 +	0	10 -	2 -	0	0	0	0	0

PART II ARRESTS BY CHARGE AND AGENCY TYPE

			COML VICE	SEX OFFENSES	NARCOTIC AND DRUG	GAMBLING	FAMILY OFFENSES	DRIVING UND INFL	LIQUOR LAWS	DRUNK-ENNESS	DISORD CONDUCT	VAGRANCY	OTHER OFFENSES	SUSPICION	CURFEW LOITER	RUN-AWAYS
FAYETTE COUNTY	TOTAL	73	2	0	33	11	4	210	11	857	37	6	228	0	3	24
		72	0	0	21	6	5	119	10	728	24	0	290	0	5	13
	CHANGE		2 +	0	12 +	5 +	1 -	91 +	1 +	169 +	13 +	6 +	62 -	0	2 -	11 +
	RURAL	73	2	0	29	11	0	177	11	589	11	6	211	0	0	24
		72	0	0	19	6	4	104	6	411	4	0	278	0	0	12
	CHANGE		2 +	0	10 +	5 +	4 -	73 +	5 +	178 +	7 +	6 +	67 -	0	0	12 +
	SHERIFF	73	0	0	12	0	0	118	6	345	11	6	189	0	0	13
		72	0	0	10	0	2	29	6	210	0	0	197	0	0	4
	CHANGE		0	0	2 +	0	2 -	89 +	0	135 +	11 +	6 +	8 -	0	0	9 +
	STATE POLICE	73	2	0	17	11	0	59	5	244	0	0	22	0	0	11
		72	0	0	9	6	2	75	0	201	4	0	81	0	0	8
	CHANGE		2 +	0	8 +	5 +	2 -	16 -	5 +	43 +	4 -	0	59 -	0	0	3 +
	MUNICIPAL	73	0	0	4	0	4	33	0	308	26	0	17	0	3	0
		72	0	0	2	0	1	15	4	317	20	0	12	0	5	1
	CHANGE		0	0	2 +	0	3 +	18 +	4 -	9 -	6 +	0	5 +	0	2 -	1 -
ANSTEAD PD		73	0	0	0	0	4	3	0	7	1	0	7	0	3	0
		72	0	0	0	0	0	1	0	7	0	0	0	0	5	0
	CHANGE		0	0	0	0	4 +	2 +	0	0	1 +	0	7 +	0	2 -	0
FAYETTEVILLE PD		73	0	0	1	0	0	5	0	49	12	0	0	0	0	0
		72	0	0	0	0	0	0	4	24	0	0	0	0	0	0
	CHANGE		0	0	1 +	0	0	5 +	4 -	25 +	12 +	0	0	0	0	0
MONTGOMERY PD		73	0	0	0	0	0	0	0	136	10	0	9	0	0	0
		72	0	0	0	0	0	3	0	136	9	0	12	0	0	0
	CHANGE		0	0	0	0	0	3 -	0	0	1 +	0	3 -	0	0	0
MOUNT HOPE PD		73	0	0	3	0	0	22	0	39	2	0	0	0	0	0
		72	0	0	0	0	0	2	0	21	9	0	0	0	0	0
	CHANGE		0	0	3 +	0	0	20 +	0	18 +	7 -	0	0	0	0	0
OAK HILL PD		73	0	0	0	0	0	2	0	13	0	0	1	0	0	0
		72	0	0	0	0	0	9	0	39	2	0	0	0	0	0
	CHANGE		0	0	0	0	0	7 -	0	26 -	2 -	0	1 +	0	0	0
SMITHERS PD		73	0	0	0	0	0	1	0	64	1	0	0	0	0	0
		72	0	0	2	0	1	0	0	90	0	0	0	0	0	1
	CHANGE		0	0	2 -	0	1 -	1 +	0	26 -	1 +	0	0	0	0	1 -
GILMER COUNTY	TOTAL	73	0	0	0	0	1	27	0	147	1	0	30	0	0	1
		72	0	0	0	0	1	30	0	153	0	1	16	0	0	3
	CHANGE		0	0	0	0	0	3 -	0	6 -	1 +	1 -	14 +	0	0	2 -
	RURAL	73	0	0	0	0	1	19	0	40	1	0	30	0	0	1
		72	0	0	0	0	1	23	0	83	0	0	16	0	0	2
	CHANGE		0	0	0	0	0	4 -	0	43 -	1 +	0	14 +	0	0	1 -

PAGE 13
PART II ARRESTS BY CHARGE AND AGENCY TYPE

			JUVENILE	ADULTS	GRAND TOTAL	OTHER ASSAULTS	ARSON	FORGERY	FRAUD	EMBEZZLE	STOLEN PROPERTY	VANDAL	ILLEGAL WEAPONS
	SHERIFF	73	0	17	17	0	0	0	0	0	0	0	0
		72	0	49	49	1	0	0	1	0	0	0	0
	CHANGE		0	32 -	32 -	1 -	0	0	1 -	0	0	0	0
	STATE POLICE	73	11	142	153	9	0	1	66	0	0	0	2
		72	4	166	170	17	0	4	71	0	0	0	0
	CHANGE		7 +	24 -	17 -	8 -	0	3 -	5 -	0	0	0	2 +
	MUNICIPAL	73	1	114	115	0	0	0	0	0	0	0	0
		72	1	78	79	0	0	0	0	0	0	0	0
	CHANGE		0	36 +	36 +	0	0	0	0	0	0	0	0
GLENVILLE PD		73	1	114	115	0	0	0	0	0	0	0	0
		72	1	78	79	0	0	0	0	0	0	0	0
	CHANGE		0	36 +	36 +	0	0	0	0	0	0	0	0
GRANT COUNTY	TOTAL	73	15	248	263	14	0	0	10	0	0	2	0
		72	2	195	197	21	0	0	0	0	0	0	1
	CHANGE		13 +	53 +	66 +	7 -	0	0	10 +	0	0	2 +	1 -
	RURAL	73	13	183	196	13	0	0	10	0	0	2	0
		72	2	174	176	21	0	0	0	0	0	0	0
	CHANGE		11 +	9 +	20 +	8 -	0	0	10 +	0	0	2 +	0
	SHERIFF	73	7	11	18	4	0	0	0	0	0	2	0
		72	2	33	35	2	0	0	0	0	0	0	0
	CHANGE		5 +	22 -	17 -	2 +	0	0	0	0	0	2 +	0
	STATE POLICE	73	6	172	178	9	0	0	10	0	0	0	0
		72	0	141	141	19	0	0	0	0	0	0	0
	CHANGE		6 +	31 +	37 +	10 -	0	0	10 +	0	0	0	0
	MUNICIPAL	73	2	65	67	1	0	0	0	0	0	0	0
		72	0	21	21	0	0	0	0	0	0	0	1
	CHANGE		2 +	44 +	46 +	1 +	0	0	0	0	0	0	1 -
PETERSBURG PD		73	2	65	67	1	0	0	0	0	0	0	0
		72	0	21	21	0	0	0	0	0	0	0	1
	CHANGE		2 +	44 +	46 +	1 +	0	0	0	0	0	0	1 -
GREENBRIER COUNTY	TOTAL	73	80	945	1025	19	0	3	0	0	1	11	19
		72	62	1021	1083	12	2	7	2	0	0	6	10
	CHANGE		18 +	76 -	58 -	7 +	2 -	4 -	2 -	0	1 +	5 +	9 +
	RURAL	73	52	571	623	19	0	3	0	0	1	7	16
		72	44	709	753	12	2	7	2	0	0	5	7
	CHANGE		8 +	138 -	130 -	7 +	2 -	4 -	2 -	0	1 +	2 +	9 +
	SHERIFF	73	9	54	63	0	0	0	0	0	0	0	0
		72	20	45	65	0	0	1	0	0	0	2	0
	CHANGE		11 -	9 +	2 -	0	0	1 -	0	0	0	2 -	0

PAGE 15
PART II ARRESTS BY CHARGE AND AGENCY TYPE

			JUVENILE	ADULTS	GRAND TOTAL	OTHER ASSAULTS	ARSON	FORGERY	FRAUD	EMBEZZLE	STOLEN PROPERTY	VANDAL	ILLEGAL WEAPONS
	STATE POLICE	73	43	517	560	19	0	3	0	0	1	7	16
		72	24	664	688	12	2	6	2	0	0	3	7
	CHANGE		19 +	147 -	128 -	7 +	2 -	3 -	2 -	0	1 +	4 +	9 +
	MUNICIPAL	73	28	374	402	0	0	0	0	0	0	4	3
		72	18	312	330	0	0	0	0	0	0	1	3
	CHANGE		10 +	62 +	72 +	0	0	0	0	0	0	3 +	0
LEWISBURG PD		73	12	139	151	0	0	0	0	0	0	0	2
		72	8	92	100	0	0	0	0	0	0	0	1
	CHANGE		4 +	47 +	51 +	0	0	0	0	0	0	0	1 +
RAINELLE PD		73	3	56	59	0	0	0	0	0	0	0	0
		72	0	91	91	0	0	0	0	0	0	0	2
	CHANGE		3 +	35 -	32 -	0	0	0	0	0	0	0	2 -
RONCEVERTE PD		73	4	124	128	0	0	0	0	0	0	2	0
		72	4	100	104	0	0	0	0	0	0	0	0
	CHANGE		0	24 +	24 +	0	0	0	0	0	0	2 +	0
WHITE SULPHUR SPRINGS PD		73	9	55	64	0	0	0	0	0	0	2	1
		72	6	29	35	0	0	0	0	0	0	1	0
	CHANGE		3 +	26 +	29 +	0	0	0	0	0	0	1 +	1 +
HAMPSHIRE COUNTY	TOTAL	73	33	308	341	67	0	5	15	0	1	15	17
		72	20	154	174	12	0	0	1	0	1	6	11
	CHANGE		13 +	154 +	167 +	55 +	0	5 +	14 +	0	0	9 +	6 +
	RURAL	73	33	274	307	67	0	5	15	0	1	15	16
		72	20	121	141	12	0	0	1	0	1	6	11
	CHANGE		13 +	153 +	166 +	55 +	0	5 +	14 +	0	0	9 +	5 +
	SHERIFF	73	11	131	142	45	0	1	13	0	0	6	4
		72	1	2	3	0	0	0	0	0	0	0	0
	CHANGE		10 +	129 +	139 +	45 +	0	1 +	13 +	0	0	6 +	4 +
	STATE POLICE	73	22	143	165	22	0	4	2	0	1	9	12
		72	19	119	138	12	0	0	1	0	1	6	11
	CHANGE		3 +	24 +	27 +	10 +	0	4 +	1 +	0	0	3 +	1 +
	MUNICIPAL	73	0	34	34	0	0	0	0	0	0	0	1
		72	0	33	33	0	0	0	0	0	0	0	0
	CHANGE		0	1 +	1 +	0	0	0	0	0	0	0	1 +
ROMNEY PD		73	0	34	34	0	0	0	0	0	0	0	1
		72	0	33	33	0	0	0	0	0	0	0	0
	CHANGE		0	1 +	1 +	0	0	0	0	0	0	0	1 +
HANCOCK COUNTY	TOTAL	73	214	839	1053	74	2	5	7	2	5	14	23
		72	98	463	561	56	1	2	3	1	7	12	10
	CHANGE		116 +	376 +	492 +	18 +	1 +	3 +	4 +	1 +	2 -	2 +	13 +

PAGE 14
PART II ARRESTS BY CHARGE AND AGENCY TYPE

			COML VICE	SEX OFFENSES	NARCOTIC AND DRUG	GAMBLING	FAMILY OFFENSES	DRIVING UND INFL	LIQUOR LAWS	DRUNK-ENNESS	DISORD CONDUCT	VAGRANCY	OTHER OFFENSES	SUSPICION	CURFEW LOITER	RUN-AWAYS
	SHERIFF	73	0	0	0	0	1	0	0	10	1	0	5	0	0	0
		72	0	0	0	0	1	3	0	38	0	0	5	0	0	0
	CHANGE		0	0	0	0	0	3 -	0	28 -	1 +	0	0	0	0	0
	STATE POLICE	73	0	0	0	0	0	19	0	30	0	0	25	0	0	1
		72	0	0	0	0	0	20	0	45	0	0	11	0	0	2
	CHANGE		0	0	0	0	0	1 -	0	15 -	0	0	14 +	0	0	1 -
	MUNICIPAL	73	0	0	0	0	0	8	0	107	0	0	0	0	0	0
		72	0	0	0	0	0	7	0	70	0	1	0	0	0	1
	CHANGE		0	0	0	0	0	1 +	0	37 +	0	1 -	0	0	0	1 -
GLENVILLE PD		73	0	0	0	0	0	8	0	107	0	0	0	0	0	0
		72	0	0	0	0	0	7	0	70	0	1	0	0	0	1
	CHANGE		0	0	0	0	0	1 +	0	37 +	0	1 -	0	0	0	1 -
GRANT COUNTY	TOTAL	73	0	0	4	0	4	68	0	75	14	0	63	0	0	9
		72	0	0	0	0	1	38	0	54	14	0	68	0	0	0
	CHANGE		0	0	4 +	0	3 +	30 +	0	21 +	0	0	5 -	0	0	9 +
	RURAL	73	0	0	4	0	4	42	0	42	9	0	61	0	0	9
		72	0	0	0	0	1	28	0	44	14	0	68	0	0	0
	CHANGE		0	0	4 +	0	3 +	14 +	0	2 -	5 -	0	7 -	0	0	9 +
	SHERIFF	73	0	0	0	0	3	3	0	1	0	0	0	0	0	5
		72	0	0	0	0	0	0	0	0	4	0	29	0	0	0
	CHANGE		0	0	0	0	3 +	3 +	0	1 +	4 -	0	29 -	0	0	5 +
	STATE POLICE	73	0	0	4	0	1	39	0	41	9	0	61	0	0	4
		72	0	0	0	0	1	28	0	44	10	0	39	0	0	0
	CHANGE		0	0	4 +	0	0	11 +	0	3 -	1 -	0	22 +	0	0	4 +
	MUNICIPAL	73	0	0	0	0	0	26	0	33	5	0	2	0	0	0
		72	0	0	0	0	0	10	0	10	0	0	0	0	0	0
	CHANGE		0	0	0	0	0	16 +	0	23 +	5 +	0	2 +	0	0	0
PETERSBURG PD		73	0	0	0	0	0	26	0	33	5	0	2	0	0	0
		72	0	0	0	0	0	10	0	10	0	0	0	0	0	0
	CHANGE		0	0	0	0	0	16 +	0	23 +	5 +	0	2 +	0	0	0
GREENBRIER COUNTY	TOTAL	73	0	2	34	5	6	103	0	519	37	6	233	0	0	27
		72	0	5	14	2	4	92	5	595	41	11	252	0	0	23
	CHANGE		0	3 -	20 +	3 +	2 +	11 +	5 -	76 -	4 -	5 -	19 -	0	0	4 +
	RURAL	73	0	1	16	5	6	81	0	210	25	0	215	0	0	18
		72	0	4	5	2	4	75	3	347	19	1	236	0	0	22
	CHANGE		0	3 -	11 +	3 +	2 +	6 +	3 -	137 -	6 +	1 -	21 -	0	0	4 -
	SHERIFF	73	0	0	0	0	0	4	0	32	0	0	23	0	0	4
		72	0	0	0	0	0	2	0	30	0	1	16	0	0	13
	CHANGE		0	0	0	0	0	2 +	0	2 +	0	1 -	7 +	0	0	9 -

PAGE 16
PART II ARRESTS BY CHARGE AND AGENCY TYPE

			COML VICE	SEX OFFENSES	NARCOTIC AND DRUG	GAMBLING	FAMILY OFFENSES	DRIVING UND INFL	LIQUOR LAWS	DRUNK-ENNESS	DISORD CONDUCT	VAGRANCY	OTHER OFFENSES	SUSPICION	CURFEW LOITER	RUN-AWAYS
	STATE POLICE	73	0	1	16	5	6	77	0	178	25	0	192	0	0	14
		72	0	4	5	2	4	73	3	317	19	0	220	0	0	9
	CHANGE		0	3 -	11 +	3 +	2 +	4 +	3 -	139 -	6 +	0	28 -	0	0	5 +
	MUNICIPAL	73	0	1	18	0	0	22	0	309	12	6	18	0	0	9
		72	0	1	9	0	0	17	2	248	22	10	16	0	0	1
	CHANGE		0	0	9 +	0	0	5 +	2 -	61 +	10 -	4 -	2 +	0	0	8 +
LEWISBURG PD		73	0	1	18	0	0	13	0	92	2	6	11	0	0	6
		72	0	0	9	0	0	5	0	60	4	8	12	0	0	1
	CHANGE		0	1 +	9 +	0	0	8 +	0	32 +	2 -	2 -	1 -	0	0	5 +
RAINELLE PD		73	0	0	0	0	0	9	0	43	1	0	6	0	0	0
		72	0	0	0	0	0	7	0	78	0	0	4	0	0	0
	CHANGE		0	0	0	0	0	2 +	0	35 -	1 +	0	2 +	0	0	0
RONCEVERTE PD		73	0	0	0	0	0	0	0	121	5	0	0	0	0	0
		72	0	0	0	0	0	2	1	93	8	0	0	0	0	0
	CHANGE		0	0	0	0	0	2 -	1 -	28 +	3 -	0	0	0	0	0
WHITE SULPHUR SPRINGS PD		73	0	0	0	0	0	0	0	53	4	0	1	0	0	3
		72	0	1	0	0	0	3	1	17	10	2	0	0	0	0
	CHANGE		0	1 -	0	0	0	3 -	1 -	36 +	6 -	2 -	1 +	0	0	3 +
HAMPSHIRE COUNTY	TOTAL	73	0	3	6	0	4	43	4	75	0	0	82	0	0	4
		72	0	2	1	0	0	26	6	69	2	0	32	0	0	5
	CHANGE		0	1 +	5 +	0	4 +	17 +	2 -	6 +	2 -	0	50 +	0	0	1 -
	RURAL	73	0	3	6	0	4	41	0	48	0	0	82	0	0	4
		72	0	2	1	0	0	23	6	39	2	0	32	0	0	5
	CHANGE		0	1 +	5 +	0	4 +	18 +	6 -	9 +	2 -	0	50 +	0	0	1 -
	SHERIFF	73	0	3	0	0	4	7	0	15	0	0	44	0	0	0
		72	0	0	0	0	0	2	0	1	0	0	0	0	0	0
	CHANGE		0	3 +	0	0	4 +	5 +	0	14 +	0	0	44 +	0	0	0
	STATE POLICE	73	0	0	6	0	0	34	0	33	0	0	38	0	0	4
		72	0	2	1	0	0	21	6	38	2	0	32	0	0	5
	CHANGE		0	2 -	5 +	0	0	13 +	6 -	5 -	2 -	0	6 +	0	0	1 -
	MUNICIPAL	73	0	0	0	0	0	2	4	27	0	0	0	0	0	0
		72	0	0	0	0	0	3	0	30	0	0	0	0	0	0
	CHANGE		0	0	0	0	0	1 -	4 +	3 -	0	0	0	0	0	0
ROMNEY PD		73	0	0	0	0	0	2	4	27	0	0	0	0	0	0
		72	0	0	0	0	0	3	0	30	0	0	0	0	0	0
	CHANGE		0	0	0	0	0	1 -	4 +	3 -	0	0	0	0	0	0
HANCOCK COUNTY	TOTAL	73	1	10	83	15	45	92	8	251	72	5	269	0	36	34
		72	0	4	44	14	24	47	25	138	44	2	105	0	7	15
	CHANGE		1 +	6 +	39 +	1 +	21 +	45 +	17 -	113 +	28 +	3 +	164 +	0	29 +	19 +

PART II ARRESTS BY CHARGE AND AGENCY TYPE

			JUVENILE	ADULTS	GRAND TOTAL	OTHER ASSAULTS	ARSON	FORGERY	FRAUD	EMBEZZLE	STOLEN PROPERTY	VANDAL	ILLEGAL WEAPONS
	RURAL	73	132	386	518	31	0	5	6	2	3	0	17
		72	20	119	139	13	1	1	2	1	5	0	1
	CHANGE		112 +	267 +	379 +	18 +	1 -	4 +	4 +	1 +	2 -	0	16 +
	SHERIFF	73	131	365	496	30	0	5	1	2	2	0	17
		72	20	92	112	13	0	1	1	1	4	0	1
	CHANGE		111 +	273 +	384 +	17 +	0	4 +	0	1 +	2 -	0	16 +
	STATE POLICE	73	1	21	22	1	0	0	5	0	1	0	0
		72	0	27	27	0	1	0	1	0	1	0	0
	CHANGE		1 +	6 -	5 -	1 +	1 -	0	4 +	0	0	0	0
	MUNICIPAL	73	82	453	535	43	2	0	1	0	2	14	6
		72	78	344	422	43	0	1	1	0	2	12	9
	CHANGE		4 +	109 +	113 +	0	2 +	1 -	0	0	0	2 +	3 -
CHESTER PD		73	2	12	14	0	0	0	0	0	0	0	0
		72	0	0	0	0	0	0	0	0	0	0	0
	CHANGE		2 +	12 +	14 +	0	0	0	0	0	0	0	0
WEIRTON PD		73	80	441	521	43	2	0	1	0	2	14	6
		72	78	326	404	40	0	0	1	0	2	12	9
	CHANGE		2 +	115 +	117 +	3 +	2 +	0	0	0	0	2 +	3 -
NEW CUMBERLAND PD		73	0	0	0	0	0	0	0	0	0	0	0
		72	0	18	18	3	0	1	0	0	0	0	0
	CHANGE		0	18 -	18 -	3 -	0	1 -	0	0	0	0	0
HARDY COUNTY	TOTAL	73	9	199	208	8	0	0	30	0	0	3	2
		72	10	164	174	13	1	0	11	0	0	2	4
	CHANGE		1 -	35 +	34 +	5 -	1 -	0	19 +	0	0	1 +	2 -
	RURAL	73	4	173	177	8	0	0	30	0	0	3	2
		72	8	131	139	11	1	0	11	0	0	2	4
	CHANGE		4 -	42 +	38 +	3 -	1 -	0	19 +	0	0	1 +	2 -
	SHERIFF	73	0	13	13	0	0	0	0	0	0	0	0
		72	0	4	4	0	0	0	0	0	0	0	0
	CHANGE		0	9 +	9 +	0	0	0	0	0	0	0	0
	STATE POLICE	73	4	160	164	8	0	0	30	0	0	3	2
		72	8	127	135	11	1	0	11	0	0	2	4
	CHANGE		4 -	33 +	29 +	3 -	1 -	0	19 +	0	0	1 +	2 -
	MUNICIPAL	73	5	26	31	0	0	0	0	0	0	0	0
		72	2	33	35	2	0	0	0	0	0	0	0
	CHANGE		3 +	7 -	4 -	2 -	0	0	0	0	0	0	0
MOOREFIELD PD		73	5	26	31	0	0	0	0	0	0	0	0
		72	2	33	35	2	0	0	0	0	0	0	0
	CHANGE		3 +	7 -	4 -	2 -	0	0	0	0	0	0	0

PART II ARRESTS BY CHARGE AND AGENCY TYPE

			COML VICE	SEX OFFENSES	NARCOTIC AND DRUG	GAMBLING	FAMILY OFFENSES	DRIVING UND INFL	LIQUOR LAWS	DRUNK-ENNESS	DISORD CONDUCT	VAGRANCY	OTHER OFFENSES	SUSPICION	CURFEW LOITER	RUN-AWAYS
	RURAL	73	0	10	48	14	32	36	5	90	27	5	139	0	25	23
		72	0	2	27	2	9	7	0	9	5	2	45	0	0	7
	CHANGE		0	8 +	21 +	12 +	23 +	29 +	5 +	81 +	22 +	3 +	94 +	0	25 +	16 +
	SHERIFF	73	0	10	47	3	32	36	4	90	27	5	137	0	25	23
		72	0	2	6	2	9	4	0	9	5	2	45	0	0	7
	CHANGE		0	8 +	41 +	1 +	23 +	32 +	4 +	81 +	22 +	3 +	92 +	0	25 +	16 +
	STATE POLICE	73	0	0	1	11	0	0	1	0	0	0	2	0	0	0
		72	0	0	21	0	0	3	0	0	0	0	0	0	0	0
	CHANGE		0	0	20 -	11 +	0	3 -	1 +	0	0	0	2 +	0	0	0
	MUNICIPAL	73	1	0	35	1	13	56	3	161	45	0	130	0	11	11
		72	0	2	17	12	15	40	25	129	39	0	60	0	7	8
	CHANGE		1 +	2 -	18 +	11 -	2 -	16 +	22 -	32 +	6 +	0	70 +	0	4 +	3 +
CHESTER PD		73	0	0	0	0	1	7	0	5	0	0	0	0	1	0
		72	0	0	0	0	0	0	0	0	0	0	0	0	0	0
	CHANGE		0	0	0	0	1 +	7 +	0	5 +	0	0	0	0	1 +	0
WEIRTON PD		73	1	0	35	1	12	49	3	156	45	0	130	0	10	11
		72	0	2	17	12	13	38	25	124	36	0	58	0	7	8
	CHANGE		1 +	2 -	18 +	11 -	1 -	11 +	22 -	32 +	9 +	0	72 +	0	3 +	3 +
NEW CUMBERLAND PD		73	0	0	0	0	0	0	0	0	0	0	0	0	0	0
		72	0	0	0	0	2	2	0	5	3	0	2	0	0	0
	CHANGE		0	0	0	0	2 -	2 -	0	5 -	3 -	0	2 -	0	0	0
HARDY COUNTY	TOTAL	73	0	0	1	0	6	47	0	94	4	0	10	0	1	2
		72	0	0	6	0	5	32	3	57	19	0	20	0	0	1
	CHANGE		0	0	5 -	0	1 +	15 +	3 -	37 +	15 -	0	10 -	0	1 +	1 +
	RURAL	73	0	0	1	0	6	45	0	66	4	0	10	0	0	2
		72	0	0	6	0	5	31	3	43	1	0	20	0	0	1
	CHANGE		0	0	5 -	0	1 +	14 +	3 -	23 +	3 +	0	10 -	0	0	1 +
	SHERIFF	73	0	0	0	0	0	5	0	4	4	0	0	0	0	0
		72	0	0	0	0	0	2	0	2	0	0	0	0	0	0
	CHANGE		0	0	0	0	0	3 +	0	2 +	4 +	0	0	0	0	0
	STATE POLICE	73	0	0	1	0	6	40	0	62	0	0	10	0	0	2
		72	0	0	6	0	5	29	3	41	1	0	20	0	0	1
	CHANGE		0	0	5 -	0	1 +	11 +	3 -	21 +	1 -	0	10 -	0	0	1 +
	MUNICIPAL	73	0	0	0	0	0	2	0	28	0	0	0	0	1	0
		72	0	0	0	0	0	1	0	14	18	0	0	0	0	0
	CHANGE		0	0	0	0	0	1 +	0	14 +	18 -	0	0	0	1 +	0
MOOREFIELD PD		73	0	0	0	0	0	2	0	28	0	0	0	0	1	0
		72	0	0	0	0	0	1	0	14	18	0	0	0	0	0
	CHANGE		0	0	0	0	0	1 +	0	14 +	18 -	0	0	0	1 +	0

PART II ARRESTS BY CHARGE AND AGENCY TYPE

			JUVENILE	ADULTS	GRAND TOTAL	OTHER ASSAULTS	ARSON	FORGERY	FRAUD	EMBEZZLE	STOLEN PROPERTY	VANDAL	ILLEGAL WEAPONS
HARRISON COUNTY	TOTAL	73	105	1615	1720	40	2	7	11	2	4	19	13
		72	94	1532	1626	61	1	10	23	0	6	30	23
	CHANGE		11 +	83 +	94 +	21 -	1 +	3 -	12 -	2 +	2 -	11 -	10 -
	RURAL	73	53	614	667	33	1	7	11	2	4	12	9
		72	61	622	683	37	1	3	23	0	5	13	15
	CHANGE		8 -	8 -	16 -	4 -	0	4 +	12 -	2 +	1 -	1 -	6 -
	SHERIFF	73	46	236	282	23	1	5	4	0	4	1	4
		72	47	177	224	0	0	0	0	0	3	3	1
	CHANGE		1 -	59 +	58 +	23 +	1 +	5 +	4 +	0	1 +	2 -	3 +
	STATE POLICE	73	7	378	385	10	0	2	7	2	0	11	5
		72	14	445	459	37	1	3	23	0	2	10	14
	CHANGE		7 -	67 -	74 -	27 -	1 -	1 -	16 -	2 +	2 -	1 +	9 -
	MUNICIPAL	73	52	1001	1053	7	1	0	0	0	0	7	4
		72	33	910	943	24	0	7	0	0	1	17	8
	CHANGE		19 +	91 +	110 +	17 -	1 +	7 -	0	0	1 -	10 -	4 -
BRIDGEPORT PD		73	3	23	26	0	0	0	0	0	0	0	0
		72	0	44	44	0	0	0	0	0	0	0	0
	CHANGE		3 +	21 -	18 -	0	0	0	0	0	0	0	0
CLARKSBURG PD		73	35	873	908	4	1	0	0	0	0	0	4
		72	32	826	858	20	0	7	0	0	1	10	8
	CHANGE		3 +	47 +	50 +	16 -	1 +	7 -	0	0	1 -	10 -	4 -
SALEM PD		73	0	50	50	0	0	0	0	0	0	1	0
		72	1	9	10	2	0	0	0	0	0	0	0
	CHANGE		1 -	41 +	40 +	2 -	0	0	0	0	0	1 +	0
SHINNSTON PD		73	0	0	0	0	0	0	0	0	0	0	0
		72	0	0	0	0	0	0	0	0	0	0	0
	CHANGE		0	0	0	0	0	0	0	0	0	0	0
STONEWOOD PD		73	6	34	40	2	0	0	0	0	0	0	0
		72	0	9	9	2	0	0	0	0	0	0	0
	CHANGE		6 +	25 +	31 +	0	0	0	0	0	0	0	0
ANMOORE PD		73	1	0	1	0	0	0	0	0	0	0	0
		72	0	1	1	0	0	0	0	0	0	0	0
	CHANGE		1 +	1 -	0	0	0	0	0	0	0	0	0
NUTTER FORT PD		73	7	21	28	1	0	0	0	0	0	6	0
		72	0	21	21	0	0	0	0	0	0	7	0
	CHANGE		7 +	0	7 +	1 +	0	0	0	0	0	1 -	0
LUMBERPORT PD		73	0	0	0	0	0	0	0	0	0	0	0
		72	0	0	0	0	0	0	0	0	0	0	0
	CHANGE		0	0	0	0	0	0	0	0	0	0	0

PART II ARRESTS BY CHARGE AND AGENCY TYPE

			COML VICE	SEX OFFENSES	NARCOTIC AND DRUG	GAMBLING	FAMILY OFFENSES	DRIVING UND INFL	LIQUOR LAWS	DRUNK-ENNESS	DISORD CONDUCT	VAGRANCY	OTHER OFFENSES	SUSPICION	CURFEW LOITER	RUN-AWAYS
HARRISON COUNTY	TOTAL	73	0	0	75	4	20	172	2	940	75	1	283	0	7	43
		72	1	4	14	0	14	145	14	890	113	8	228	0	3	38
	CHANGE		1 -	4 -	61 +	4 +	6 +	27 +	12 -	50 +	38 -	7 -	55 +	0	4 +	5 +
	RURAL	73	0	0	34	2	18	92	1	251	2	0	160	0	1	27
		72	0	1	4	0	14	64	5	263	60	4	137	0	3	31
	CHANGE		0	1 -	30 +	2 +	4 +	28 +	4 -	12 -	58 -	4 -	23 +	0	2 -	4 -
	SHERIFF	73	0	0	12	1	14	17	1	125	2	0	40	0	1	27
		72	0	0	3	0	0	8	5	151	4	4	8	0	3	31
	CHANGE		0	0	9 +	1 +	14 +	9 +	4 -	26 -	2 -	4 -	32 +	0	2 -	4 -
	STATE POLICE	73	0	0	22	1	4	75	0	126	0	0	120	0	0	0
		72	0	1	1	0	14	56	0	112	56	0	129	0	0	0
	CHANGE		0	1 -	21 +	1 +	10 -	19 +	0	14 +	56 -	0	9 -	0	0	0
	MUNICIPAL	73	0	0	41	2	2	80	1	689	73	1	123	0	6	16
		72	1	3	10	0	0	81	9	627	53	4	91	0	0	7
	CHANGE		1 -	3 -	31 +	2 +	2 +	1 -	8 -	62 +	20 +	3 -	32 +	0	6 +	9 +
BRIDGEPORT PD		73	0	0	2	0	0	5	0	15	1	0	2	0	0	1
		72	0	0	0	0	0	6	6	19	1	0	12	0	0	0
	CHANGE		0	0	2 +	0	0	1 -	6 -	4 -	0	0	10 -	0	0	1 +
CLARKSBURG PD		73	0	0	39	2	0	53	1	611	64	1	113	0	0	15
		72	1	3	10	0	0	71	3	586	52	4	75	0	0	7
	CHANGE		1 -	3 -	29 +	2 +	0	18 -	2 -	25 +	12 +	3 -	38 +	0	0	8 +
SALEM PD		73	0	0	0	0	1	6	0	33	1	0	8	0	0	0
		72	0	0	0	0	0	1	0	4	0	0	3	0	0	0
	CHANGE		0	0	0	0	1 +	5 +	0	29 +	1 +	0	5 +	0	0	0
SHINNSTON PD		73	0	0	0	0	0	0	0	0	0	0	0	0	0	0
		72	0	0	0	0	0	0	0	0	0	0	0	0	0	0
	CHANGE		0	0	0	0	0	0	0	0	0	0	0	0	0	0
STONEWOOD PD		73	0	0	0	0	0	9	0	18	5	0	0	0	6	0
		72	0	0	0	0	0	1	0	5	0	0	1	0	0	0
	CHANGE		0	0	0	0	0	8 +	0	13 +	5 +	0	1 -	0	6 +	0
ANMOORE PD		73	0	0	0	0	0	0	0	1	0	0	0	0	0	0
		72	0	0	0	0	0	0	0	1	0	0	0	0	0	0
	CHANGE		0	0	0	0	0	0	0	0	0	0	0	0	0	0
NUTTER FORT PD		73	0	0	0	0	1	7	0	11	2	0	0	0	0	0
		72	0	0	0	0	0	2	0	12	0	0	0	0	0	0
	CHANGE		0	0	0	0	1 +	5 +	0	1 -	2 +	0	0	0	0	0
LUMBERPORT PD		73	0	0	0	0	0	0	0	0	0	0	0	0	0	0
		72	0	0	0	0	0	0	0	0	0	0	0	0	0	0
	CHANGE		0	0	0	0	0	0	0	0	0	0	0	0	0	0

PAGE 21
T II ARRESTS BY CHARGE AND AGENCY TYPE

			JUVENILE	ADULTS	GRAND TOTAL	OTHER ASSAULTS	ARSON	FORGERY	FRAUD	EMBEZZLE	STOLEN PROPERTY	VANDAL	ILLEGAL WEAPONS
JACKSON COUNTY	TOTAL	73	30	472	502	12	1	0	6	0	3	9	5
		72	45	522	567	8	4	4	6	0	0	1	5
	CHANGE		15 -	50 -	65 -	4 +	3 -	4 -	0	0	3 +	8 +	0
	RURAL	73	24	326	350	12	0	0	6	0	3	6	5
		72	20	318	338	7	0	4	6	0	0	0	4
	CHANGE		4 +	8 +	12 +	5 +	0	4 -	0	0	3 +	6 +	1 +
	SHERIFF	73	14	231	245	11	0	0	0	0	3	4	3
		72	12	138	150	5	0	0	6	0	0	0	2
	CHANGE		2 +	93 +	95 +	6 +	0	0	6 -	0	3 +	4 +	1 +
	STATE POLICE	73	10	95	105	1	0	0	6	0	0	2	2
		72	8	180	188	2	0	4	0	0	0	0	2
	CHANGE		2 +	85 -	83 -	1 -	0	4 -	6 +	0	0	2 +	0
	MUNICIPAL	73	6	146	152	0	1	0	0	0	0	3	0
		72	25	204	229	1	4	0	0	0	0	1	1
	CHANGE		19 -	58 -	77 -	1 -	3 -	0	0	0	0	2 +	1 -
RAVENSWOOD PD		73	6	67	73	0	1	0	0	0	0	3	0
		72	15	74	89	1	4	0	0	0	0	1	0
	CHANGE		9 -	7 -	16 -	1 -	3 -	0	0	0	0	2 +	0
RIPLEY PD		73	0	79	79	0	0	0	0	0	0	0	0
		72	10	130	140	0	0	0	0	0	0	0	1
	CHANGE		10 -	51 -	61 -	0	0	0	0	0	0	0	1 -
JEFFERSON COUNTY	TOTAL	73	70	594	664	26	1	8	8	0	2	25	23
		72	44	467	511	50	0	22	1	1	1	7	17
	CHANGE		26 +	127 +	153 +	24 -	1 +	14 -	7 +	1 -	1 +	18 +	6 +
	RURAL	73	68	510	578	23	1	8	8	0	2	24	21
		72	40	341	381	40	0	22	1	1	0	4	16
	CHANGE		28 +	169 +	197 +	17 -	1 +	14 -	7 +	1 -	2 +	20 +	5 +
	SHERIFF	73	60	317	377	17	0	4	6	0	1	18	15
		72	30	196	226	27	0	16	1	0	0	3	11
	CHANGE		30 +	121 +	151 +	10 -	0	12 -	5 +	0	1 +	15 +	4 +
	STATE POLICE	73	8	193	201	6	1	4	2	0	1	6	6
		72	10	145	155	13	0	6	0	1	0	1	5
	CHANGE		2 -	48 +	46 +	7 -	1 +	2 -	2 +	1 -	1 +	5 +	1 +
	MUNICIPAL	73	2	84	86	3	0	0	0	0	0	1	2
		72	4	126	130	10	0	0	0	0	1	3	1
	CHANGE		2 -	42 -	44 -	7 -	0	0	0	0	1 -	2 -	1 +
CHARLES TOWN PD.		73	1	48	49	0	0	0	0	0	0	1	0
		72	2	53	55	2	0	0	0	0	0	3	0
	CHANGE		1 -	5 -	6 -	2 -	0	0	0	0	0	2 -	0

PAGE 23
PART II ARRESTS BY CHARGE AND AGENCY TYPE

			JUVENILE	ADULTS	GRAND TOTAL	OTHER ASSAULTS	ARSON	FORGERY	FRAUD	EMBEZZLE	STOLEN PROPERTY	VANDAL	ILLEGAL WEAPONS
SHEPHERDSTOWN PD		73	0	6	6	0	0	0	0	0	0	0	0
		72	0	0	0	0	0	0	0	0	0	0	0
	CHANGE		0	6 +	6 +	0	0	0	0	0	0	0	0
RANSON PD		73	1	30	31	3	0	0	0	0	0	0	2
		72	2	73	75	8	0	0	0	0	1	0	1
	CHANGE		1 -	43 -	44 -	5 -	0	0	0	0	1 -	0	1 +
KANAWHA COUNTY	TOTAL	73	1456	10520	11976	281	33	62	370	1	83	118	162
		72	1406	10266	11672	417	3	117	130	6	86	69	149
	CHANGE		50 +	254 +	304 +	136 -	30 +	55 -	240 +	5 -	3 -	49 +	13 +
	RURAL	73	410	4464	4874	161	29	39	357	0	39	109	81
		72	272	3994	4266	131	2	87	122	3	32	46	54
	CHANGE		138 +	470 +	608 +	30 +	27 +	48 -	235 +	3 -	7 +	63 +	27 +
	SHERIFF	73	145	2141	2286	59	21	24	346	0	3	46	22
		72	85	1777	1862	47	0	63	118	3	9	20	15
	CHANGE		60 +	364 +	424 +	12 +	21 +	39 -	228 +	3 -	6 -	26 +	7 +
	STATE POLICE	73	265	2323	2588	102	8	15	11	0	36	63	59
		72	187	2217	2404	84	2	24	4	0	23	26	39
	CHANGE		78 +	106 +	184 +	18 +	6 +	9 -	7 +	0	13 +	37 +	20 +
	MUNICIPAL	73	1046	6056	7102	120	4	23	13	1	44	9	81
		72	1134	6272	7406	286	1	30	8	3	54	23	95
	CHANGE		88 -	216 -	304 -	166 -	3 +	7 -	5 +	2 -	10 -	14 -	14 -
BELLE PD		73	0	71	71	0	0	0	0	0	0	0	0
		72	1	21	22	0	0	0	0	0	0	0	0
	CHANGE		1 -	50 +	49 +	0	0	0	0	0	0	0	0
CHARLESTON PD		73	656	4058	4754	60	4	17	13	0	39	1	60
		72	756	4272	5068	221	1	27	7	3	52	5	64
	CHANGE		100 -	214 -	314 -	161 -	3 +	10 -	6 +	3 -	13 -	4 -	4 -
DUNBAR PD		73	14	225	239	12	0	0	0	0	0	0	1
		72	3	16	19	0	0	0	0	0	1	0	0
	CHANGE		11 +	209 +	220 +	12 +	0	0	0	0	1 -	0	1 +
NITRO PD		73	72	356	428	0	0	0	0	0	0	1	1
		72	22	125	147	0	0	0	0	0	0	0	0
	CHANGE		50 +	231 +	281 +	0	0	0	0	0	0	1 +	1 +
ST ALBANS PD		73	39	295	334	6	0	0	0	0	0	7	2
		72	57	508	565	13	0	0	0	0	0	12	7
	CHANGE		18 -	213 -	231 -	7 -	0	0	0	0	0	5 -	5 -
SOUTH CHARLESTON PD		73	197	726	923	41	0	6	0	1	3	0	17
		72	214	931	1145	48	0	3	1	0	1	6	24
	CHANGE		17 -	205 -	222 -	7 -	0	3 +	1 -	1 +	2 +	6 -	7 -

PAGE 22
ARRESTS BY CHARGE AND AGENCY TYPE

			COML VICE	SEX OFFENSES	PART II NARCOTIC AND DRUG	GAMBLING	FAMILY OFFENSES	DRIVING UND INFL	LIQUOR LAWS	DRUNK-ENNESS	DISORD CONDUCT	VAGRANCY	OTHER OFFENSES	SUSPICION	CURFEW LOITER	RUN-AWAYS
JACKSON COUNTY	TOTAL	73	0	7	3	0	17	47	35	293	1	0	48	0	0	15
		72	0	3	5	0	28	92	0	319	2	1	60	0	4	25
	CHANGE		0	4 +	2 -	0	11 -	45 -	35 +	26 -	1 -	1 -	12 -	0	4 -	10 -
	RURAL	73	0	6	3	0	17	29	27	181	0	0	43	0	0	12
		72	0	2	1	0	27	63	0	148	1	0	58	0	0	17
	CHANGE		0	4 +	2 +	0	10 -	34 -	27 +	33 +	1 -	0	15 -	0	0	5 -
	SHERIFF	73	0	2	1	0	16	21	27	146	0	0	6	0	0	5
		72	0	2	0	0	23	16	0	58	0	0	27	0	0	11
	CHANGE		0	0	1 +	0	7 -	5 +	27 +	88 +	0	0	21 -	0	0	6 -
	STATE POLICE	73	0	4	2	0	1	8	0	35	0	0	37	0	0	7
		72	0	0	1	0	4	47	0	90	1	0	31	0	0	6
	CHANGE		0	4 +	1 +	0	3 -	39 -	0	55 -	1 -	0	6 +	0	0	1 +
	MUNICIPAL	73	0	1	0	0	0	18	8	112	1	0	5	0	0	3
		72	0	1	4	0	1	29	0	171	1	1	2	0	4	8
	CHANGE		0	0	4 -	0	1 -	11 -	8 +	59 -	0	1 -	3 +	0	4 -	5 -
RAVENSWOOD PD		73	0	1	0	0	0	13	1	47	1	0	3	0	0	3
		72	0	1	3	0	1	18	0	50	1	1	0	0	4	4
	CHANGE		0	0	3 -	0	1 -	5 -	1 +	3 -	0	1 -	3 +	0	4 -	1 -
RIPLEY PD		73	0	0	0	0	0	5	7	65	0	0	2	0	0	0
		72	0	0	1	0	0	11	0	121	0	0	2	0	0	4
	CHANGE		0	0	1 -	0	0	6 -	7 +	56 -	0	0	0	0	0	4 -
JEFFERSON COUNTY	TOTAL	73	0	1	22	0	12	105	0	175	50	0	201	0	0	5
		72	0	0	18	2	22	85	1	155	72	1	48	0	0	8
	CHANGE		0	1 +	4 +	2 -	10 -	20 +	1 -	20 +	22 -	1 -	153 +	0	0	3 -
	RURAL	73	0	1	22	0	12	82	0	126	42	0	201	0	0	5
		72	0	0	18	2	22	53	1	100	45	0	48	0	0	8
	CHANGE		0	1 +	4 +	2 -	10 -	29 +	1 -	26 +	3 -	0	153 +	0	0	3 -
	SHERIFF	73	0	1	1	0	10	28	0	47	41	0	185	0	0	3
		72	0	0	9	0	21	20	0	39	42	0	32	0	0	5
	CHANGE		0	1 +	8 -	0	11 -	8 +	0	8 +	1 -	0	153 +	0	0	2 -
	STATE POLICE	73	0	0	21	0	2	54	0	79	1	0	16	0	0	2
		72	0	0	9	2	1	33	1	61	3	0	16	0	0	3
	CHANGE		0	0	12 +	2 -	1 +	21 +	1 -	18 +	2 -	0	0	0	0	1 -
	MUNICIPAL	73	0	0	0	0	0	23	0	49	8	0	0	0	0	0
		72	0	0	0	0	0	32	0	55	27	1	0	0	0	0
	CHANGE		0	0	0	0	0	9 -	0	6 -	19 -	1 -	0	0	0	0
CHARLES TOWN PD.		73	0	0	0	0	0	6	0	42	0	0	0	0	0	0
		72	0	0	0	0	0	15	0	31	3	1	0	0	0	0
	CHANGE		0	0	0	0	0	9 -	0	11 +	3 -	1 -	0	0	0	0

PAGE 24
ARRESTS BY CHARGE AND AGENCY TYPE

			COML VICE	SEX OFFENSES	PART II NARCOTIC AND DRUG	GAMBLING	FAMILY OFFENSES	DRIVING UND INFL	LIQUOR LAWS	DRUNK-ENNESS	DISORD CONDUCT	VAGRANCY	OTHER OFFENSES	SUSPICION	CURFEW LOITER	RUN-AWAYS
SHEPHERDSTOWN PD		73	0	0	0	0	0	5	0	1	0	0	0	0	0	0
		72	0	0	0	0	0	0	0	0	0	0	0	0	0	0
	CHANGE		0	0	0	0	0	5 +	0	1 +	0	0	0	0	0	0
RANSON PD		73	0	0	0	0	0	12	0	6	8	0	0	0	0	0
		72	0	0	0	0	0	17	0	24	24	0	0	0	0	0
	CHANGE		0	0	0	0	0	5 -	0	18 -	16 -	0	0	0	0	0
KANAWHA COUNTY	TOTAL	73	47	46	284	62	44	809	76	7088	316	4	1566	0	346	178
		72	68	38	153	201	84	955	101	6656	471	5	1381	0	411	171
	CHANGE		21 -	8 +	131 +	139 -	40 -	146 -	25 -	432 +	155 -	1 -	185 +	0	65 -	7 +
	RURAL	73	4	10	98	20	30	378	33	2228	6	0	1171	0	0	81
		72	18	12	70	58	50	432	48	2030	36	2	959	0	2	72
	CHANGE		14 -	2 -	28 +	38 -	20 -	54 -	15 -	198 +	30 -	2 -	212 +	0	2 -	9 +
	SHERIFF	73	1	5	26	11	21	121	15	700	2	0	839	0	0	24
		72	18	8	49	57	25	78	33	655	5	0	626	0	0	33
	CHANGE		17 -	3 -	23 -	46 -	4 -	43 +	18 -	45 +	3 -	0	213 +	0	0	9 -
	STATE POLICE	73	3	5	72	9	9	257	18	1528	4	0	332	0	0	57
		72	0	4	21	1	25	354	15	1375	31	2	333	0	2	39
	CHANGE		3 +	1 +	51 +	8 +	16 -	97 -	3 +	153 +	27 -	2 -	1 -	0	2 -	18 +
	MUNICIPAL	73	43	36	186	42	14	431	43	4860	310	4	395	0	346	97
		72	50	26	83	143	34	523	53	4626	435	3	422	0	409	99
	CHANGE		7 -	10 +	103 +	101 -	20 -	92 -	10 -	234 +	125 -	1 +	27 -	0	63 -	2 -
BELLE PD		73	0	0	0	0	0	13	1	55	2	0	0	0	0	0
		72	0	0	0	0	0	4	0	17	0	0	0	0	0	1
	CHANGE		0	0	0	0	0	9 +	1 +	38 +	2 +	0	0	0	0	1 -
CHARLESTON PD		73	43	28	126	40	14	90	39	3464	215	2	248	0	186	65
		72	50	19	67	133	34	119	46	3252	333	1	313	0	248	73
	CHANGE		7 -	9 +	59 +	93 -	20 -	29 -	7 -	212 +	118 -	1 +	65 -	0	62 -	8 -
DUNBAR PD		73	0	1	5	0	0	29	0	146	28	1	5	0	0	7
		72	0	0	2	0	0	6	7	1	2	0	0	0	0	0
	CHANGE		0	1 +	7 +	0	0	23 +	7 -	145 +	26 +	1 +	5 +	0	0	7 +
NITRO PD		73	0	0	21	0	0	47	1	298	0	1	33	0	24	1
		72	0	1	1	0	0	9	0	104	5	0	14	0	12	1
	CHANGE		0	1 -	20 +	0	0	38 +	1 +	194 +	5 -	1 +	19 +	0	12 +	0
ST ALBANS PD		73	0	2	1	0	0	84	0	201	4	0	6	0	21	0
		72	0	3	4	10	0	137	0	342	5	0	17	0	15	0
	CHANGE		0	1 -	3 -	10 -	0	53 -	0	141 -	1 -	0	11 -	0	6 +	0
SOUTH CHARLESTON PD		73	0	5	29	2	0	135	0	423	41	0	100	0	103	17
		72	0	3	9	0	0	185	0	582	66	2	75	0	122	18
	CHANGE		0	2 +	20 +	2 +	0	50 -	0	159 -	25 -	2 -	25 +	0	19 -	1 -

PAGE 25

			PART II ARRESTS BY CHARGE AND AGENCY TYPE JUVENILE	ADULTS	GRAND TOTAL	OTHER ASSAULTS	ARSON	FORGERY	FRAUD	EMBEZZLE	STOLEN PROPERTY	VANDAL	ILLEGAL WEAPONS
CHESAPEAKE PD		73	6	44	50	1	0	0	0	0	2	0	0
		72	18	53	71	3	0	0	0	0	0	0	0
	CHANGE		12 -	9 -	21 -	2 -	0	0	0	0	2 +	0	0
MARMET PD		73	1	42	43	0	0	0	0	0	0	0	0
		72	0	24	24	0	0	0	0	0	0	0	0
	CHANGE		1 +	18 +	19 +	0	0	0	0	0	0	0	0
EAST BANK PD		73	0	5	5	0	0	0	0	0	0	0	0
		72	0	2	2	1	0	0	0	0	0	0	0
	CHANGE		0	3 +	3 +	1 -	0	0	0	0	0	0	0
GLASGOW PD		73	0	1	1	0	0	0	0	0	0	0	0
		72	0	0	0	0	0	0	0	0	0	0	0
	CHANGE		0	1 +	1 +	0	0	0	0	0	0	0	0
CLENDENIN PD		73	15	133	148	0	0	0	0	0	0	0	0
		72	11	124	135	0	0	0	0	0	0	0	0
	CHANGE		4 +	9 +	13 +	0	0	0	0	0	0	0	0
CEDAR GROVE PD		73	6	100	106	0	0	0	0	0	0	0	0
		72	12	196	208	0	0	0	0	0	0	0	0
	CHANGE		6 -	96 -	102 -	0	0	0	0	0	0	0	0
LEWIS COUNTY	TOTAL	73	21	398	419	16	0	0	11	0	0	3	0
		72	21	430	451	16	1	5	0	0	0	0	1
	CHANGE		0	32 -	32 -	0	1 -	5 -	11 +	0	0	3 +	1 -
	RURAL	73	17	222	239	15	0	0	11	0	0	3	0
		72	12	192	204	13	0	3	0	0	0	0	1
	CHANGE		5 +	30 +	35 +	2 +	0	3 -	11 +	0	0	3 +	1 -
	SHERIFF	73	13	172	185	14	0	0	0	0	0	0	0
		72	8	114	122	9	0	2	0	0	0	0	0
	CHANGE		5 +	58 +	63 +	5 +	0	2 -	0	0	0	0	0
	STATE POLICE	73	4	50	54	1	0	0	11	0	0	3	0
		72	4	78	82	4	0	1	0	0	0	0	1
	CHANGE		0	28 -	28 -	3 -	0	1 -	11 +	0	0	3 +	1 -
	MUNICIPAL	73	4	176	180	1	0	0	0	0	0	0	0
		72	9	238	247	3	1	2	0	0	0	0	0
	CHANGE		5 -	62 -	67 -	2 -	1 -	2 -	0	0	0	0	0
WESTON PD		73	4	176	180	1	0	0	0	0	0	0	0
		72	9	238	247	3	1	2	0	0	0	0	0
	CHANGE		5 -	62 -	67 -	2 -	1 -	2 -	0	0	0	0	0
LINCOLN COUNTY	TOTAL	73	43	740	783	35	3	1	0	0	2	8	11
		72	26	801	827	42	2	6	11	1	6	14	26
	CHANGE		17 +	61 -	44 -	7 -	1 +	5 -	11 -	1 -	4 -	6 -	15 -

PAGE 26

			PART II ARRESTS BY CHARGE AND AGENCY TYPE COML VICE	SEX OFFENSES	NARCOTIC AND DRUG	GAMBLING	FAMILY OFFENSES	DRIVING UND INFL	LIQUOR LAWS	DRUNK-ENNESS	DISORD CONDUCT	VAGRANCY	OTHER OFFENSES	SUSPICION	CURFEW LOITER	RUN-AWAYS
CHESAPEAKE PD		73	0	0	0	0	0	12	0	29	0	0	2	0	4	0
		72	0	0	0	0	0	17	0	35	2	0	1	0	12	1
	CHANGE		0	0	0	0	0	5 -	0	6 -	2 -	0	1 +	0	8 -	1 -
MARMET PD		73	0	0	0	0	0	6	0	37	0	0	0	0	0	0
		72	0	0	0	0	0	2	0	22	0	0	0	0	0	0
	CHANGE		0	0	0	0	0	4 +	0	15 +	0	0	0	0	0	0
EAST BANK PD		73	0	0	0	0	0	1	0	2	2	0	0	0	0	0
		72	0	0	0	0	0	0	0	1	0	0	0	0	0	0
	CHANGE		0	0	0	0	0	1 +	0	1 +	2 +	0	0	0	0	0
GLASGOW PD		73	0	0	0	0	0	0	0	1	0	0	0	0	0	0
		72	0	0	0	0	0	0	0	0	0	0	0	0	0	0
	CHANGE		0	0	0	0	0	0	0	1 +	0	0	0	0	0	0
CLENDENIN PD		73	0	0	0	0	0	1	0	117	16	0	1	0	6	7
		72	0	0	0	0	0	3	0	109	18	0	2	0	0	3
	CHANGE		0	0	0	0	0	2 -	0	8 +	2 -	0	1 -	0	6 +	4 +
CEDAR GROVE PD		73	0	0	0	0	0	13	2	87	2	0	0	0	2	0
		72	0	0	0	0	0	41	0	161	4	0	0	0	0	2
	CHANGE		0	0	0	0	0	28 -	2 +	74 -	2 -	0	0	0	2 +	2 -
LEWIS COUNTY	TOTAL	73	0	2	3	0	0	40	0	245	8	0	82	0	0	9
		72	0	0	4	1	2	39	2	285	4	0	87	0	0	4
	CHANGE		0	2 +	1 -	1 -	2 -	1 +	2 -	40 -	4 +	0	5 -	0	0	5 +
	RURAL	73	0	2	2	0	0	29	0	88	0	0	82	0	0	7
		72	0	0	2	1	2	13	2	79	0	0	87	0	0	1
	CHANGE		0	2 +	0	1 -	2 -	16 +	2 -	9 +	0	0	5 -	0	0	6 +
	SHERIFF	73	0	0	0	0	0	22	0	73	0	0	73	0	0	3
		72	0	0	0	0	0	2	0	59	0	0	50	0	0	0
	CHANGE		0	0	0	0	0	20 +	0	14 +	0	0	23 +	0	0	3 +
	STATE POLICE	73	0	2	2	0	0	7	0	15	0	0	9	0	0	4
		72	0	0	2	1	2	11	2	20	0	0	37	0	0	1
	CHANGE		0	2 +	0	1 -	2 -	4 -	2 -	5 -	0	0	28 -	0	0	3 +
	MUNICIPAL	73	0	0	1	0	0	11	0	157	8	0	0	0	0	2
		72	0	0	2	0	0	26	0	206	4	0	0	0	0	3
	CHANGE		0	0	1 -	0	0	15 -	0	49 -	4 +	0	0	0	0	1 -
WESTON PD		73	0	0	1	0	0	11	0	157	8	0	0	0	0	2
		72	0	0	2	0	0	26	0	206	4	0	0	0	0	3
	CHANGE		0	0	1 -	0	0	15 -	0	49 -	4 +	0	0	0	0	1 -
LINCOLN COUNTY	TOTAL	73	0	0	7	0	39	47	10	460	23	0	118	0	2	17
		72	0	3	4	19	11	88	18	491	14	0	61	0	0	10
	CHANGE		0	3 -	3 +	19 -	28 +	41 -	8 -	31 -	9 +	0	57 +	0	2 +	7 +

PAGE 27

			PART II ARRESTS BY CHARGE AND AGENCY TYPE JUVENILE	ADULTS	GRAND TOTAL	OTHER ASSAULTS	ARSON	FORGERY	FRAUD	EMBEZZLE	STOLEN PROPERTY	VANDAL	ILLEGAL WEAPONS
	RURAL	73	43	740	783	35	3	1	0	0	2	8	11
		72	26	801	827	42	2	6	11	1	6	14	26
	CHANGE		17 +	61 -	44 -	7 -	1 +	5 -	11 -	1 -	4 -	6 -	15 -
	SHERIFF	73	18	335	353	9	3	0	0	0	1	1	2
		72	5	232	237	10	1	1	0	1	1	6	6
	CHANGE		13 +	103 +	116 +	1 -	2 +	1 -	0	1 -	0	5 -	4 -
	STATE POLICE	73	25	405	430	25	0	1	0	0	1	7	9
		72	21	569	590	32	1	5	11	0	5	8	20
	CHANGE		4 +	164 -	160 -	6 -	1 -	4 -	11 -	0	4 -	1 -	11 -
LOGAN COUNTY	TOTAL	73	174	1822	1996	126	2	6	41	1	22	50	28
		72	33	1112	1145	64	0	1	8	0	1	10	11
	CHANGE		141 +	710 +	851 +	62 +	2 +	5 +	33 +	1 +	21 +	40 +	17 +
	RURAL	73	130	1358	1488	109	2	5	41	1	19	50	27
		72	19	601	620	59	0	1	8	0	1	8	8
	CHANGE		111 +	757 +	868 +	50 +	2 +	4 +	33 +	1 +	18 +	42 +	19 +
	SHERIFF	73	25	348	373	10	1	0	0	0	0	2	2
		72	6	73	79	0	0	0	0	0	0	0	1
	CHANGE		19 +	275 +	294 +	10 +	1 +	0	0	0	0	2 +	1 +
	STATE POLICE	73	105	1010	1115	99	1	5	41	1	19	48	25
		72	13	528	541	59	0	1	8	0	1	8	7
	CHANGE		92 +	482 +	574 +	40 +	1 +	4 +	33 +	1 +	18 +	40 +	18 +
	MUNICIPAL	73	44	464	508	17	0	1	0	0	3	0	1
		72	14	511	525	5	0	0	0	0	0	2	3
	CHANGE		30 +	47 -	17 -	12 +	0	1 +	0	0	3 +	2 -	2 -
LOGAN PD		73	37	462	499	17	0	1	0	0	0	0	1
		72	4	509	513	5	0	0	0	0	0	0	2
	CHANGE		33 +	47 -	14 -	12 +	0	1 +	0	0	0	0	1 -
MAN PD		73	7	2	9	0	0	0	0	0	3	0	0
		72	10	2	12	0	0	0	0	0	0	2	1
	CHANGE		3 -	0	3 -	0	0	0	0	0	3 +	2 -	1 -
MCDOWELL COUNTY	TOTAL	73	68	2060	2128	51	0	1	0	0	7	3	34
		72	46	2047	2093	89	1	1	5	0	8	4	49
	CHANGE		22 +	13 +	35 +	38 -	1 -	0	5 -	0	1 -	1 -	15 -
	RURAL	73	45	898	943	47	0	1	0	0	3	1	29
		72	34	916	950	82	1	0	5	0	7	4	33
	CHANGE		11 +	18 -	7 -	35 -	1 -	1 +	5 -	0	4 -	3 -	4 -
	SHERIFF	73	6	290	296	6	0	0	0	0	1	0	3
		72	2	173	175	7	0	0	0	0	0	0	1
	CHANGE		4 +	117 +	121 +	1 -	0	0	0	0	1 +	0	2 +

PAGE 28

			PART II ARRESTS BY CHARGE AND AGENCY TYPE COML VICE	SEX OFFENSES	NARCOTIC AND DRUG	GAMBLING	FAMILY OFFENSES	DRIVING UND INFL	LIQUOR LAWS	DRUNK-ENNESS	DISORD CONDUCT	VAGRANCY	OTHER OFFENSES	SUSPICION	CURFEW LOITER	RUN-AWAYS
	RURAL	73	0	0	7	0	39	47	10	460	23	0	118	0	2	17
		72	0	3	4	19	11	88	18	491	14	0	61	0	0	10
	CHANGE		0	3 -	3 +	19 -	28 +	41 -	8 -	31 -	9 +	0	57 +	0	2 +	7 +
	SHERIFF	73	0	0	3	0	1	10	1	235	13	0	74	0	0	0
		72	0	0	1	0	2	12	0	156	0	0	39	0	0	1
	CHANGE		0	0	2 +	0	1 -	2 -	1 +	79 +	13 +	0	35 +	0	0	1 -
	STATE POLICE	73	0	0	4	0	38	37	9	225	10	0	44	0	2	17
		72	0	3	3	19	9	76	18	335	14	0	22	0	0	9
	CHANGE		0	3 -	1 +	19 -	29 +	39 -	9 -	110 -	4 -	0	22 +	0	2 +	8 +
LOGAN COUNTY	TOTAL	73	0	1	30	11	32	47	11	1186	26	4	323	0	8	41
		72	1	0	4	2	19	92	56	590	65	20	183	0	12	6
	CHANGE		1 -	1 +	26 +	9 +	13 +	45 -	45 -	596 +	39 -	16 -	140 +	0	4 -	35 +
	RURAL	73	0	1	25	11	30	44	11	795	8	0	278	0	0	31
		72	1	0	4	2	18	55	56	282	5	20	84	0	3	5
	CHANGE		1 -	1 +	21 +	9 +	12 +	11 -	45 -	513 +	3 +	20 -	194 +	0	3 -	26 +
	SHERIFF	73	0	0	20	0	4	7	5	290	5	0	25	0	0	2
		72	0	0	3	0	1	5	0	61	5	0	0	0	3	0
	CHANGE		0	0	17 +	0	3 +	2 +	5 +	229 +	0	0	25 +	0	3 -	2 +
	STATE POLICE	73	0	1	5	11	26	37	6	505	3	0	253	0	0	29
		72	1	0	1	2	17	50	56	221	0	20	84	0	0	5
	CHANGE		1 -	1 +	4 +	9 +	9 +	13 -	50 -	284 +	3 +	20 -	169 +	0	0	24 +
	MUNICIPAL	73	0	0	5	0	2	3	0	391	18	4	45	0	8	10
		72	0	0	0	0	1	37	0	308	60	0	99	0	9	1
	CHANGE		0	0	5 +	0	1 +	34 -	0	83 +	42 -	4 +	54 -	0	1 -	9 +
LOGAN PD		73	0	0	3	0	2	3	0	390	18	4	45	0	5	10
		72	0	0	0	0	1	36	0	308	60	0	99	0	1	1
	CHANGE		0	0	3 +	0	1 +	33 -	0	82 +	42 -	4 +	54 -	0	4 +	9 +
MAN PD		73	0	0	2	0	0	0	0	1	0	0	0	0	3	0
		72	0	0	0	0	0	1	0	0	0	0	0	0	8	0
	CHANGE		0	0	2 +	0	0	1 -	0	1 +	0	0	0	0	5 -	0
MCDOWELL COUNTY	TOTAL	73	0	2	49	28	52	138	29	1454	127	0	120	0	2	31
		72	0	6	6	26	82	93	18	1485	116	16	69	0	2	17
	CHANGE		0	4 -	43 +	2	30 -	45 +	11 +	31 -	11 +	16 -	51 +	0	0	14 +
	RURAL	73	0	2	39	21	52	86	7	565	2	0	57	0	0	31
		72	0	4	6	26	82	73	17	530	2	15	44	0	2	17
	CHANGE		0	2 -	33 +	5 -	30 -	13 +	10 -	35 +	0	15 -	13 +	0	2 -	14 +
	SHERIFF	73	0	1	23	0	16	13	0	222	2	0	9	0	0	0
		72	0	1	1	0	5	5	0	153	2	0	0	0	0	0
	CHANGE		0	0	22 +	0	11 +	8 +	0	69 +	0	0	9 +	0	0	0

PAGE 29

PART II ARRESTS BY CHARGE AND AGENCY TYPE

			JUVENILE	ADULTS	GRAND TOTAL	OTHER ASSAULTS	ARSON	FORGERY	FRAUD	EMBEZZLE	STOLEN PROPERTY	VANDAL	ILLEGAL WEAPONS
	STATE POLICE	73	39	608	647	41	0	1	0	0	2	1	26
		72	32	743	775	75	1	0	5	0	7	4	32
	CHANGE		7 +	135 -	128 -	34 -	1 -	1 +	5 -	0	5 -	3 -	6 -
	MUNICIPAL	73	23	1162	1185	4	0	0	0	0	4	2	5
		72	12	1131	1143	7	0	1	0	0	1	0	16
	CHANGE		11 +	31 +	42 +	3 -	0	1 -	0	0	3 +	2 +	11 -
KEYSTONE PD		73	0	177	177	0	0	0	0	0	0	0	5
		72	0	206	206	4	0	0	0	0	0	0	12
	CHANGE		0	29 -	29 -	4 -	0	0	0	0	0	0	7 -
WAR PD		73	2	190	192	0	0	0	0	0	0	0	0
		72	0	196	196	0	0	0	0	0	0	0	0
	CHANGE		2 +	6 -	4 -	0	0	0	0	0	0	0	0
WELCH PD		73	9	507	516	0	0	0	0	0	4	0	0
		72	2	379	381	2	0	1	0	0	1	0	2
	CHANGE		7 +	128 +	135 +	2 -	0	1 -	0	0	3 +	0	2 -
ANAWALT PD		73	0	6	6	0	0	0	0	0	0	2	0
		72	0	6	6	1	0	0	0	0	0	0	0
	CHANGE		0	0	0	1 -	0	0	0	0	0	2 +	0
GARY PD		73	0	0	0	0	0	0	0	0	0	0	0
		72	0	1	1	0	0	0	0	0	0	0	0
	CHANGE		0	1 -	1 -	0	0	0	0	0	0	0	0
NORTH FORK PD		73	0	2	2	0	0	0	0	0	0	0	0
		72	0	0	0	0	0	0	0	0	0	0	0
	CHANGE		0	2 +	2 +	0	0	0	0	0	0	0	0
DAVY PD		73	1	122	123	0	0	0	0	0	0	0	0
		72	6	176	182	0	0	0	0	0	0	0	0
	CHANGE		5 -	54 -	59 -	0	0	0	0	0	0	0	0
KIMBALL PD		73	11	27	38	4	0	0	0	0	0	0	0
		72	4	53	57	0	0	0	0	0	0	0	1
	CHANGE		7 +	26 -	19 -	4 +	0	0	0	0	0	0	1 -
IRAGER PD		73	0	131	131	0	0	0	0	0	0	0	0
		72	0	114	114	0	0	0	0	0	0	0	1
	CHANGE		0	17 +	17 +	0	0	0	0	0	0	0	1 -
MARION COUNTY	TOTAL	73	153	1740	1898	127	8	11	12	0	18	9	22
		72	99	1395	1494	47	1	8	40	0	23	18	17
	CHANGE		59 +	345 +	404 +	80 +	7 +	3 +	28 -	0	5 -	9 -	5 +
	RURAL	73	104	1187	1291	97	2	9	7	0	16	2	14
		72	56	613	669	39	0	8	40	0	3	8	3
	CHANGE		48 +	574 +	622 +	58 +	2 +	1 +	33 -	0	13 +	6 -	11 +

PAGE 30

PART II ARRESTS BY CHARGE AND AGENCY TYPE

			COML VICE	SEX OFFENSES	NARCOTIC AND DRUG	GAMBLING	FAMILY OFFENSES	DRIVING UND INFL	LIQUOR LAWS	DRUNK-ENNESS	DISORD CONDUCT	VAGRANCY	OTHER OFFENSES	SUSPICION	CURFEW LOITER	RUN-AWAYS
	STATE POLICE	73	0	1	16	21	36	73	7	343	0	0	48	0	0	31
		72	0	3	5	26	77	68	17	377	0	15	44	0	2	17
	CHANGE		0	2 -	11 +	5 -	41 -	5 +	10 -	34 -	0	15 -	4 +	0	2 -	14 +
	MUNICIPAL	73	0	0	10	7	0	52	22	889	125	0	63	0	2	0
		72	0	2	0	0	0	20	1	955	114	1	25	0	0	0
	CHANGE		0	2 -	10 +	7 +	0	32 +	21 +	66 -	11 +	1 -	38 +	0	2 +	0
KEYSTONE PD		73	0	0	4	0	0	13	1	154	0	0	0	0	0	0
		72	0	0	0	0	0	9	0	175	4	0	2	0	0	0
	CHANGE		0	0	4 +	0	0	4 +	1 +	21 -	4 -	0	2 -	0	0	0
WAR PD		73	0	0	3	0	0	6	21	149	0	0	13	0	0	0
		72	0	0	0	0	0	4	0	187	1	0	4	0	0	0
	CHANGE		0	0	3 +	0	0	2 +	21 +	38 -	1 -	0	9 +	0	0	0
WELCH PD		73	0	0	3	7	0	17	0	320	113	0	50	0	2	0
		72	0	0	0	0	0	6	0	253	96	1	19	0	0	0
	CHANGE		0	0	3 +	7 +	0	11 +	0	67 +	17 +	1 -	31 +	0	2 +	0
ANAWALT PD		73	0	0	0	0	0	2	0	2	0	0	0	0	0	0
		72	0	0	0	0	0	0	0	4	1	0	0	0	0	0
	CHANGE		0	0	0	0	0	2 +	0	2 -	1 -	0	0	0	0	0
GARY PD		73	0	0	0	0	0	0	0	0	0	0	0	0	0	0
		72	0	0	0	0	0	0	0	1	0	0	0	0	0	0
	CHANGE		0	0	0	0	0	0	0	1 -	0	0	0	0	0	0
NORTH FORK PD		73	0	0	0	0	0	0	0	2	0	0	0	0	0	0
		72	0	0	0	0	0	0	0	0	0	0	0	0	0	0
	CHANGE		0	0	0	0	0	0	0	2 +	0	0	0	0	0	0
DAVY PD		73	0	0	0	0	0	0	0	123	0	0	0	0	0	0
		72	0	0	0	0	0	0	0	181	1	0	0	0	0	0
	CHANGE		0	0	0	0	0	0	0	58 -	1 -	0	0	0	0	0
KIMBALL PD		73	0	2	0	0	0	0	0	22	12	0	0	0	0	0
		72	0	2 -	0	0	0	0	0	53	1	0	0	0	0	0
	CHANGE		0	2 -	0	0	0	0	0	31 -	11 +	0	0	0	0	0
IRAGER PD		73	0	0	0	0	0	14	0	117	0	0	0	0	0	0
		72	0	0	0	0	0	1	1	101	10	0	0	0	0	0
	CHANGE		0	0	0	0	0	13 +	1 -	16 +	10 -	0	0	0	0	0
MARION COUNTY	TOTAL	73	0	7	81	11	80	131	29	935	20	2	385	0	1	9
		72	2	6	14	16	50	109	11	784	80	4	250	0	5	9
	CHANGE		2 -	1 +	67 +	5 -	30 +	22 +	18 +	151 +	60 -	2 -	135 +	0	4 -	0
	RURAL	73	0	5	72	10	76	82	28	494	7	0	351	0	1	8
		72	2	6	14	14	50	34	11	248	0	0	182	0	0	7
	CHANGE		2 -	1 -	58 +	4 -	26 +	48 +	17 +	246 +	7 +	0	179 +	0	1 +	1 +

PAGE 31

PART II ARRESTS BY CHARGE AND AGENCY TYPE

			JUVENILE	ADULTS	GRAND TOTAL	OTHER ASSAULTS	ARSON	FORGERY	FRAUD	EMBEZZLE	STOLEN PROPERTY	VANDAL	ILLEGAL WEAPONS
	SHERIFF	73	62	686	748	76	2	3	4	0	13	2	7
		72	5	249	254	20	0	1	1	0	0	4	0
	CHANGE		57 +	437 +	494 +	56 +	2 +	2 +	3 +	0	13 +	2 -	7 +
	STATE POLICE	73	42	501	543	21	0	6	3	0	3	0	7
		72	51	364	415	19	0	7	39	0	3	4	3
	CHANGE		9 -	137 +	128 +	2 +	0	1 -	36 -	0	0	4 -	4 +
	MUNICIPAL	73	54	553	607	30	6	2	5	0	2	7	8
		72	43	782	825	8	1	0	0	0	20	10	14
	CHANGE		11 +	229 -	218 -	22 +	5 +	2 +	5 +	0	18 -	3 -	6 -
FAIRMONT PD		73	40	518	558	30	6	2	5	0	0	5	4
		72	20	737	757	8	1	0	0	0	20	2	14
	CHANGE		20 +	219 -	199 -	22 +	5 +	2 +	5 +	0	20 -	3 +	10 -
MANNINGTON PD		73	14	28	42	0	0	0	0	0	2	2	4
		72	23	28	51	0	0	0	0	0	0	8	0
	CHANGE		9 -	0	9 -	0	0	0	0	0	2 +	6 -	4 +
RIVESVILLE PD		73	0	7	7	0	0	0	0	0	0	0	0
		72	0	3	3	0	0	0	0	0	0	0	0
	CHANGE		0	4 +	4 +	0	0	0	0	0	0	0	0
MONONGAH PD		73	0	0	0	0	0	0	0	0	0	0	0
		72	0	14	14	0	0	0	0	0	0	0	0
	CHANGE		0	14 -	14 -	0	0	0	0	0	0	0	0
FAIRVIEW PD		73	0	0	0	0	0	0	0	0	0	0	0
		72	0	0	0	0	0	0	0	0	0	0	0
	CHANGE		0	0	0	0	0	0	0	0	0	0	0
FARMINGTON PD		73	0	0	0	0	0	0	0	0	0	0	0
		72	0	0	0	0	0	0	0	0	0	0	0
	CHANGE		0	0	0	0	0	0	0	0	0	0	0
GRANT TOWN PD		73	0	0	0	0	0	0	0	0	0	0	0
		72	0	0	0	0	0	0	0	0	0	0	0
	CHANGE		0	0	0	0	0	0	0	0	0	0	0
MARSHALL COUNTY	TOTAL	73	118	653	771	63	0	3	9	0	4	7	11
		72	184	707	891	61	0	4	5	1	5	16	8
	CHANGE		66 -	54 -	120 -	2 +	0	1 -	4 +	1 -	1 -	9 -	3 +
	RURAL	73	50	279	329	40	0	3	9	0	2	4	6
		72	52	127	179	9	0	3	4	0	3	5	1
	CHANGE		2 -	152 +	150 +	31 +	0	0	5 +	0	1 -	1 -	5 +
	SHERIFF	73	41	123	164	12	0	0	8	0	2	4	2
		72	38	44	82	1	0	0	4	0	0	2	1
	CHANGE		3 +	79 +	82 +	11 +	0	0	4 +	0	2 +	2 +	1 +

PAGE 32

PART II ARRESTS BY CHARGE AND AGENCY TYPE

			COML VICE	SEX OFFENSES	NARCOTIC AND DRUG	GAMBLING	FAMILY OFFENSES	DRIVING UND INFL	LIQUOR LAWS	DRUNK-ENNESS	DISORD CONDUCT	VAGRANCY	OTHER OFFENSES	SUSPICION	CURFEW LOITER	RUN-AWAYS
	SHERIFF	73	0	5	28	0	75	25	1	332	7	0	159	0	1	8
		72	0	2	0	0	19	16	0	164	0	0	23	0	0	4
	CHANGE		0	3 +	28 +	0	56 +	9 +	1 +	168 +	7 +	0	136 +	0	1 +	4 +
	STATE POLICE	73	0	0	44	10	1	57	27	162	0	0	202	0	0	0
		72	2	4	14	14	31	18	11	84	0	0	159	0	0	3
	CHANGE		2 -	4 -	30 +	4 -	30 -	39 +	16 +	78 +	0	0	43 +	0	0	3 -
	MUNICIPAL	73	0	2	9	1	4	49	1	441	13	2	24	0	0	1
		72	0	0	0	2	0	75	0	536	80	4	68	0	5	2
	CHANGE		0	2 +	9 +	1 -	4 +	26 -	1 +	95 -	67 -	2 -	44 -	0	5 -	1 -
FAIRMONT PD		73	0	2	9	1	4	40	1	415	13	2	18	0	0	1
		72	0	0	0	2	0	66	0	508	67	3	63	0	1	2
	CHANGE		0	2 +	9 +	1 -	4 +	26 -	1 +	93 -	54 -	1 -	45 -	0	1 -	1 -
MANNINGTON PD		73	0	0	0	0	0	2	0	26	0	0	6	0	0	0
		72	0	0	0	0	0	3	0	25	5	1	5	0	4	0
	CHANGE		0	0	0	0	0	1 -	0	1 +	5 -	1 -	1 +	0	4 -	0
RIVESVILLE PD		73	0	0	0	0	0	7	0	0	0	0	0	0	0	0
		72	0	0	0	0	0	3	0	0	0	0	0	0	0	0
	CHANGE		0	0	0	0	0	4 +	0	0	0	0	0	0	0	0
MONONGAH PD		73	0	0	0	0	0	0	0	0	0	0	0	0	0	0
		72	0	0	0	0	0	3	0	3	8	0	0	0	0	0
	CHANGE		0	0	0	0	0	3 -	0	3 -	8 -	0	0	0	0	0
FAIRVIEW PD		73	0	0	0	0	0	0	0	0	0	0	0	0	0	0
		72	0	0	0	0	0	0	0	0	0	0	0	0	0	0
	CHANGE		0	0	0	0	0	0	0	0	0	0	0	0	0	0
FARMINGTON PD		73	0	0	0	0	0	0	0	0	0	0	0	0	0	0
		72	0	0	0	0	0	0	0	0	0	0	0	0	0	0
	CHANGE		0	0	0	0	0	0	0	0	0	0	0	0	0	0
GRANT TOWN PD		73	0	0	0	0	0	0	0	0	0	0	0	0	0	0
		72	0	0	0	0	0	0	0	0	0	0	0	0	0	0
	CHANGE		0	0	0	0	0	0	0	0	0	0	0	0	0	0
MARSHALL COUNTY	TOTAL	73	0	0	20	0	25	20	1	295	17	2	252	0	7	35
		72	0	4	16	6	12	23	9	288	16	3	364	0	12	38
	CHANGE		0	4 -	4 +	6 -	13 +	3 -	8 -	7 +	1 +	1 -	112 -	0	5 -	3 -
	RURAL	73	0	9	0	0	22	12	1	71	0	0	122	0	0	28
		72	3	10	1	1	10	7	5	54	1	0	43	0	0	20
	CHANGE		3 -	1 -	1 -	1 -	12 +	5 +	4 -	17 +	1 -	0	79 +	0	0	8 +
	SHERIFF	73	0	7	0	0	17	1	0	32	0	0	56	0	0	23
		72	1	1	0	0	10	2	0	12	0	0	35	0	0	13
	CHANGE		1 -	6 +	0	0	7 +	1 -	0	20 +	0	0	21 +	0	0	10 +

PAGE 33

PART II ARRESTS BY CHARGE AND AGENCY TYPE

			JUVENILE	ADULTS	GRAND TOTAL	OTHER ASSAULTS	ARSON	FORGERY	FRAUD	EMBEZZLE	STOLEN PROPERTY	VANDAL	ILLEGAL WEAPONS
	STATE POLICE	73	9	156	165	28	0	3	1	0	0	0	4
		72	14	83	97	8	0	3	0	0	3	3	0
	CHANGE		5 -	73 +	68 +	20 +	0	0	1 +	0	3 -	3 -	4 +
	MUNICIPAL	73	68	374	442	23	0	0	0	0	2	3	5
		72	132	580	712	52	0	1	1	1	2	11	7
	CHANGE		64 -	206 -	270 -	29 -	0	1 -	1 -	1 -	0	8 -	2 -
BENWOOD PD		73	10	33	43	2	0	0	0	0	0	0	0
		72	15	34	49	2	0	0	0	0	0	0	0
	CHANGE		5 -	1 -	6 -	0	0	0	0	0	0	0	0
CAMERON PD		73	0	0	0	0	0	0	0	0	0	0	0
		72	0	0	0	0	0	0	0	0	0	0	0
	CHANGE		0	0	0	0	0	0	0	0	0	0	0
GLEN DALE PD		73	5	21	26	0	0	0	0	0	0	3	0
		72	0	29	29	0	0	0	0	0	2	1	0
	CHANGE		5 +	8 -	3 -	0	0	0	0	0	2 -	2 +	0
MCMECHEN PD		73	0	0	0	0	0	0	0	0	0	0	0
		72	0	0	0	0	0	0	0	0	0	0	0
	CHANGE		0	0	0	0	0	0	0	0	0	0	0
MOUNDSVILLE PD		73	53	320	373	21	0	0	0	0	2	0	5
		72	117	517	634	50	0	1	1	1	0	10	7
	CHANGE		64 -	197 -	261 -	29 -	0	1 -	1 -	1 -	2 +	10 -	2 -
MASON COUNTY	TOTAL	73	56	1090	1146	21	1	1	8	1	2	5	3
		72	88	599	687	28	0	7	76	0	2	18	1
	CHANGE		32 -	491 +	459 +	7 -	1 +	6 -	68 -	1 +	0	13 -	2 +
	RURAL	73	29	859	888	19	0	1	8	0	2	3	1
		72	37	452	489	21	0	5	76	0	0	4	0
	CHANGE		8 -	407 +	399 +	2 -	0	4 -	68 -	0	2 +	1 -	1 +
	SHERIFF	73	23	502	525	13	0	0	1	0	2	2	1
		72	28	126	154	7	0	1	10	0	0	1	0
	CHANGE		5 -	376 +	371 +	6 +	0	1 -	9 -	0	2 +	1 +	1 +
	STATE POLICE	73	6	357	363	6	0	1	7	0	0	1	0
		72	9	326	335	14	0	4	66	0	0	3	0
	CHANGE		3 -	31 +	28 +	8 -	0	3 -	59 -	0	0	2 -	0
	MUNICIPAL	73	27	231	258	2	1	0	0	1	0	2	2
		72	51	147	198	7	0	2	0	0	2	14	1
	CHANGE		24 -	84 +	60 +	5 -	1 +	2 -	0	1 +	2 -	12 -	1 +
POINT PLEASANT PD		73	23	209	232	2	1	0	0	1	1	2	2
		72	38	145	183	7	0	2	0	0	2	14	1
	CHANGE		15 -	64 +	49 +	5 -	1 +	2 -	0	1 +	2 -	12 -	1

PAGE 35

PART II ARRESTS BY CHARGE AND AGENCY TYPE

			JUVENILE	ADULTS	GRAND TOTAL	OTHER ASSAULTS	ARSON	FORGERY	FRAUD	EMBEZZLE	STOLEN PROPERTY	VANDAL	ILLEGAL WEAPONS
NEW HAVEN PD		73	0	1	1	0	0	0	0	0	0	0	0
		72	0	0	0	0	0	0	0	0	0	0	0
	CHANGE		0	1 +	1 +	0	0	0	0	0	0	0	0
MASON PD		73	4	21	25	0	0	0	0	0	0	0	0
		72	13	2	15	0	0	0	0	0	0	0	0
	CHANGE		9 -	19 +	10 +	0	0	0	0	0	0	0	0
MERCER COUNTY	TOTAL	73	267	2706	2973	76	5	7	6	1	5	6	45
		72	248	2752	3000	83	1	3	7	7	7	16	39
	CHANGE		19 +	46 -	27 -	7 -	4 +	4 +	1 -	6 -	2 -	10 -	6 +
	RURAL	73	106	981	1087	37	4	6	2	0	3	2	30
		72	121	1056	1177	49	1	3	7	7	6	11	23
	CHANGE		15 -	75 -	90 -	12 -	3 +	3 +	5 -	7 -	3 -	9 -	7 +
	SHERIFF	73	3	297	300	3	0	0	0	0	0	0	0
		72	41	468	509	8	1	1	5	1	2	10	3
	CHANGE		38 -	171 -	209 -	5 -	1 -	1 -	5 -	1 -	2 -	10 -	3 -
	STATE POLICE	73	103	684	787	34	4	6	2	0	3	2	30
		72	80	588	668	41	0	2	2	6	4	1	20
	CHANGE		23 +	96 +	119 +	7 -	4 +	4 +	0	6 -	1 -	1 +	10 +
	MUNICIPAL	73	161	1725	1886	39	1	1	4	1	2	4	15
		72	127	1696	1823	34	0	0	0	0	1	5	16
	CHANGE		34 +	29 +	63 +	5 +	1 +	1 +	4 +	1 +	1 +	1 -	1 -
ATHENS PD		73	0	1	1	0	0	0	0	0	0	0	0
		72	0	0	0	0	0	0	0	0	0	0	0
	CHANGE		0	1 +	1 +	0	0	0	0	0	0	0	0
BLUFFIELD PD		73	118	1129	1247	30	1	1	2	1	0	2	12
		72	96	1037	1133	28	0	0	0	0	0	5	10
	CHANGE		22 +	92 +	114 +	2 +	1 +	1 +	2 +	1 +	0	3 -	2 +
PRINCETON PD		73	26	475	501	8	0	0	2	0	2	2	3
		72	21	582	603	6	0	0	0	0	1	0	4
	CHANGE		5 +	107 -	102 -	2 +	0	0	2 +	0	1 +	2 +	1 -
MATOAKA PD		73	17	115	132	1	0	0	0	0	0	0	0
		72	10	77	87	0	0	0	0	0	0	0	2
	CHANGE		7 +	38 +	45 +	1 +	0	0	0	0	0	0	2 -
BRAMWELL PD		73	0	5	5	0	0	0	0	0	0	0	0
		72	0	0	0	0	0	0	0	0	0	0	0
	CHANGE		0	5 +	5 +	0	0	0	0	0	0	0	0
MINERAL COUNTY	TOTAL	73	48	655	703	46	0	0	2	1	0	5	11
		72	68	532	600	37	0	2	3	0	3	4	22
	CHANGE		20 -	123 +	103 +	9 +	0	2 -	1 -	1 +	3 -	1 +	11 -

PAGE 34

PART II ARRESTS BY CHARGE AND AGENCY TYPE

			COML VICE	SEX OFFENSES	NARCOTIC AND DRUG	GAMBLING	FAMILY OFFENSES	DRIVING UND INFL	LIQUOR LAWS	DRUNK-ENNESS	DISORD CONDUCT	VAGRANCY	OTHER OFFENSES	SUSPICION	CURFEW LOITER	RUN-AWAYS
	STATE POLICE	73	0	0	2	0	5	11	1	39	0	0	66	0	0	5
		72	0	2	9	1	0	5	5	42	1	0	8	0	0	7
	CHANGE		0	2 -	7 -	1 -	5 +	6 +	4 -	3 -	1 -	0	58 +	0	0	2 -
	MUNICIPAL	73	0	0	11	0	3	8	0	224	17	2	130	0	7	7
		72	0	1	6	5	2	16	4	234	15	3	321	0	12	18
	CHANGE		0	1 -	5 +	5 -	1 +	8 -	4 -	10 -	2 +	1 -	191 -	0	5 -	11 -
BENWOOD PD		73	0	0	0	0	0	5	0	11	15	0	0	0	7	3
		72	0	0	0	0	0	12	0	12	11	0	0	0	12	0
	CHANGE		0	0	0	0	0	7 -	0	1 -	4 +	0	0	0	5 -	3 +
CAMERON PD		73	0	0	0	0	0	0	0	0	0	0	0	0	0	0
		72	0	0	0	0	0	0	0	0	0	0	0	0	0	0
	CHANGE		0	0	0	0	0	0	0	0	0	0	0	0	0	0
GLEN DALE PD		73	0	0	1	0	0	0	0	19	1	0	2	0	0	0
		72	0	0	0	0	0	1	0	22	1	0	2	0	0	0
	CHANGE		0	0	1 +	0	0	1 -	0	3 -	0	0	0	0	0	0
MCMECHEN PD		73	0	0	0	0	0	0	0	0	0	0	0	0	0	0
		72	0	0	0	0	0	0	0	0	0	0	0	0	0	0
	CHANGE		0	0	0	0	0	0	0	0	0	0	0	0	0	0
MOUNDSVILLE PD		73	0	0	10	0	3	3	0	194	1	2	128	0	0	4
		72	0	1	6	5	2	3	4	200	3	3	319	0	0	18
	CHANGE		0	1 -	4 +	5 -	1 +	0	4 -	6 -	2 -	1 -	191 -	0	0	14 -
MASON COUNTY	TOTAL	73	0	3	9	0	10	131	0	624	26	3	285	0	0	13
		72	0	0	1	0	16	84	3	317	13	0	91	0	0	30
	CHANGE		0	3 +	8 +	0	6 -	47 +	3 -	307 +	13 +	3 +	194 +	0	0	17 -
	RURAL	73	0	3	9	0	10	82	0	460	23	3	254	0	0	10
		72	0	0	1	0	15	49	0	229	0	0	72	0	0	17
	CHANGE		0	3 +	8 +	0	5 -	33 +	0	231 +	23 +	3 +	182 +	0	0	7 -
	SHERIFF	73	0	2	1	0	1	44	0	272	1	3	172	0	0	10
		72	0	0	1	0	8	11	0	58	0	0	43	0	0	14
	CHANGE		0	2 +	0	0	7 -	33 +	0	214 +	1 +	3 +	129 +	0	0	4 -
	STATE POLICE	73	0	1	8	0	9	38	0	188	22	0	82	0	0	0
		72	0	0	0	0	7	38	0	171	0	0	29	0	0	3
	CHANGE		0	1 +	8 +	0	2 +	0	0	17 +	22 +	0	53 +	0	0	3 -
	MUNICIPAL	73	0	0	0	0	0	49	0	164	3	0	31	0	0	3
		72	0	0	0	0	1	35	3	88	13	0	19	0	0	13
	CHANGE		0	0	0	0	1 -	14 +	3 -	76 +	10 -	0	12 +	0	0	10 -
POINT PLEASANT PD		73	0	0	0	0	0	47	0	152	0	0	23	0	0	2
		72	0	0	0	0	1	34	3	87	13	0	19	0	0	0
	CHANGE		0	0	0	0	1 -	13 +	3 -	65 +	13 -	0	4 +	0	0	2 +

PAGE 36

PART II ARRESTS BY CHARGE AND AGENCY TYPE

			COML VICE	SEX OFFENSES	NARCOTIC AND DRUG	GAMBLING	FAMILY OFFENSES	DRIVING UND INFL	LIQUOR LAWS	DRUNK-ENNESS	DISORD CONDUCT	VAGRANCY	OTHER OFFENSES	SUSPICION	CURFEW LOITER	RUN-AWAYS
NEW HAVEN PD		73	0	0	0	0	0	1	0	0	0	0	0	0	0	0
		72	0	0	0	0	0	0	0	0	0	0	0	0	0	0
	CHANGE		0	0	0	0	0	1 +	0	0	0	0	0	0	0	0
MASON PD		73	0	0	0	0	0	1	0	12	3	0	8	0	0	1
		72	0	0	0	0	0	1	0	1	0	0	0	0	0	13
	CHANGE		0	0	0	0	0	0	0	11 +	3 +	0	8 +	0	0	12 -
MERCER COUNTY	TOTAL	73	0	6	31	14	17	217	10	2043	102	4	243	0	59	76
		72	1	10	20	18	26	247	4	2082	129	0	215	0	46	39
	CHANGE		1 -	4 -	11 +	4 -	9 -	30 -	6 +	39 -	27 -	4 +	28 +	0	13 +	37 +
	RURAL	73	0	5	26	0	13	101	10	614	0	0	176	0	1	57
		72	0	3	17	8	26	142	2	651	64	0	126	0	0	31
	CHANGE		0	2 +	9 +	8 -	13 -	41 -	8 +	37 -	64 -	0	50 +	0	1 +	26 +
	SHERIFF	73	0	1	0	0	0	32	1	200	0	0	63	0	0	0
		72	0	1	3	0	25	43	0	319	64	0	23	0	0	0
	CHANGE		0	0	3 -	0	25 -	11 -	1 +	119 -	64 -	0	40 +	0	0	0
	STATE POLICE	73	0	4	26	0	13	69	9	414	0	0	113	0	1	57
		72	0	2	14	8	1	99	2	332	0	0	103	0	0	31
	CHANGE		0	2 +	12 +	8 -	12 +	30 -	7 +	82 +	0	0	10 +	0	1 +	26 +
	MUNICIPAL	73	0	1	5	14	4	116	0	1429	102	4	67	0	58	19
		72	1	7	3	10	0	105	2	1431	65	0	89	0	46	8
	CHANGE		1 -	6 -	2 +	4 +	4 +	11 +	2 -	2 -	37 +	4 +	22 -	0	12 +	11 +
ATHENS PD		73	0	0	0	0	0	0	0	1	0	0	0	0	0	0
		72	0	0	0	0	0	0	0	0	0	0	0	0	0	0
	CHANGE		0	0	0	0	0	0	0	1 +	0	0	0	0	0	0
BLUFFIELD PD		73	0	1	4	14	0	80	0	920	80	4	28	0	51	16
		72	1	5	1	7	0	84	1	883	58	0	9	0	35	6
	CHANGE		1 -	4 -	3 +	7 +	0	4 -	1 -	37 +	22 +	4 +	19 +	0	16 +	10 +
PRINCETON PD		73	0	0	1	0	3	24	0	407	6	0	38	0	2	3
		72	0	2	2	0	0	10	1	488	4	0	78	0	5	2
	CHANGE		0	2 -	1 -	0	3 +	14 +	1 -	81 -	2 +	0	40 -	0	3 -	1 +
MATOAKA PD		73	0	0	0	0	1	11	0	97	16	0	1	0	5	0
		72	0	0	0	3	0	11	0	60	3	0	2	0	6	0
	CHANGE		0	0	0	3 -	1 +	0	0	37 +	13 +	0	1 -	0	1 -	0
BRAMWELL PD		73	0	0	0	0	0	1	0	4	0	0	0	0	0	0
		72	0	0	0	0	0	0	0	0	0	0	0	0	0	0
	CHANGE		0	0	0	0	0	1 +	0	4 +	0	0	0	0	0	0
MINERAL COUNTY	TOTAL	73	0	2	54	0	13	157	3	274	22	0	111	0	0	2
		72	0	2	3	0	13	121	5	222	52	0	101	0	10	0
	CHANGE		0	0	51 +	0	0	36 +	2 -	52 +	30 -	0	10 +	0	10 -	2 +

PAGE 37

			PART II ARRESTS BY CHARGE AND AGENCY TYPE										
			JUVENILE	ADULTS	GRAND TOTAL	OTHER ASSAULTS	ARSON	FORGERY	FRAUD	EMBEZZLE	STOLEN PROPERTY	VANDAL	ILLEGAL WEAPONS
KEYSER PD	RURAL	73	24	363	387	32	0	0	2	1	0	1	8
		72	22	213	235	31	0	2	3	0	2	4	12
	CHANGE		2 +	150 +	152 +	1 +	0	2 -	1 -	1 +	2 -	3 -	4 -
	SHERIFF	73	0	6	6	1	0	0	0	0	0	0	0
		72	0	0	0	0	0	0	0	0	0	0	0
	CHANGE		0	6 +	6 +	1 +	0	0	0	0	0	0	0
	STATE POLICE	73	24	357	381	31	0	0	2	1	0	1	8
		72	22	213	235	31	0	2	3	0	2	4	12
	CHANGE		2 +	144 +	146 +	0	0	2 -	1 -	1 +	2 -	3 -	4 -
	MUNICIPAL	73	24	292	316	14	0	0	0	0	0	4	3
		72	46	319	365	6	0	0	0	0	1	0	10
	CHANGE		22 -	27 -	49 -	8 +	0	0	0	0	1 -	4 +	7 -
		73	24	277	301	12	0	0	0	0	0	4	3
		72	34	290	324	5	0	0	0	0	0	0	9
	CHANGE		10 -	13 -	23 -	7 +	0	0	0	0	0	4 +	6 -
PIEDMONT PD		73	0	13	13	2	0	0	0	0	0	0	0
		72	0	0	0	0	0	0	0	0	0	0	0
	CHANGE		0	13 +	13 +	2 +	0	0	0	0	0	0	0
RIDGELEY PD		73	0	2	2	0	0	0	0	0	0	0	1
		72	12	29	41	1	0	0	0	0	1	0	1
	CHANGE		12 -	27 -	39 -	1 -	0	0	0	0	1 -	0	1 -
MINGO COUNTY	TOTAL	73	17	1921	1938	8	1	2	0	0	1	0	16
		72	11	1244	1255	2	0	1	1	0	3	0	6
	CHANGE		6 +	677 +	683 +	6 +	1 +	1 +	1 -	0	2 -	0	10 +
GILBERT PD	RURAL	73	13	899	912	7	0	2	0	0	1	0	13
		72	5	660	665	2	0	1	1	0	3	0	6
	CHANGE		8 +	239 +	247 +	5 +	0	1 +	1 -	0	2 -	0	7 +
	SHERIFF	73	6	341	347	0	0	0	0	0	0	0	3
		72	4	261	265	2	0	1	1	0	0	0	2
	CHANGE		2 +	80 +	82 +	2 -	0	1 -	1 -	0	0	0	1 +
	STATE POLICE	73	7	558	565	7	0	2	0	0	1	0	10
		72	1	399	400	0	0	0	0	0	3	0	4
	CHANGE		6 +	159 +	165 +	7 +	0	2 +	0	0	2 -	0	6 +
	MUNICIPAL	73	4	1022	1026	1	1	0	0	0	0	0	3
		72	6	584	590	0	0	0	0	0	0	0	0
	CHANGE		2 -	438 +	436 +	1 +	1 +	0	0	0	0	0	3 +
		73	4	64	68	1	1	0	0	0	0	0	2
		72	0	0	0	0	0	0	0	0	0	0	0
	CHANGE		4 +	64 +	68 +	1 +	1 +	0	0	0	0	0	2 +

END

PAGE 39

			PART II ARRESTS BY CHARGE AND AGENCY TYPE										
			JUVENILE	ADULTS	GRAND TOTAL	OTHER ASSAULTS	ARSON	FORGERY	FRAUD	EMBEZZLE	STOLEN PROPERTY	VANDAL	ILLEGAL WEAPONS
WILLIAMSON PD		73	0	686	686	0	0	0	0	0	0	0	0
		72	2	364	366	0	0	0	0	0	0	0	0
	CHANGE		2 -	322 +	320 +	0	0	0	0	0	0	0	0
KERMIT PD		73	0	0	0	0	0	0	0	0	0	0	0
		72	0	35	35	0	0	0	0	0	0	0	0
	CHANGE		0	35 -	35 -	0	0	0	0	0	0	0	0
DELBARTON PD		73	0	141	141	0	0	0	0	0	0	0	1
		72	4	185	189	0	0	0	0	0	0	0	0
	CHANGE		4 -	44 -	48 -	0	0	0	0	0	0	0	1 +
MATEWAN PD		73	0	131	131	0	0	0	0	0	0	0	0
		72	0	0	0	0	0	0	0	0	0	0	0
	CHANGE		0	131 +	131 +	0	0	0	0	0	0	0	0
MONONGALIA COUNTY TOTAL		73	51	1335	1386	85	1	19	87	1	3	16	24
		72	36	1255	1291	102	0	9	74	4	4	5	21
	CHANGE		15 +	80 +	95 +	17 -	1 +	10 +	13 +	3 -	1 -	11 +	3 +
	RURAL	73	30	960	990	70	0	19	85	1	3	16	18
		72	14	788	802	72	0	6	73	4	1	4	15
	CHANGE		16 +	172 +	188 +	2 -	0	13 +	12 +	3 -	2 +	12 +	3 +
	SHERIFF	73	12	479	491	40	0	3	13	0	2	14	6
		72	2	379	381	44	0	4	18	3	0	3	0
	CHANGE		10 +	100 +	110 +	4 -	0	1 -	5 -	3 -	2 +	11 +	6 +
	STATE POLICE	73	18	481	499	30	0	16	72	1	1	2	12
		72	12	409	421	28	0	2	55	1	1	1	15
	CHANGE		6 +	72 +	78 +	2 +	0	14 +	17 +	0	0	1 +	3 -
	MUNICIPAL	73	21	375	396	15	1	0	2	0	0	0	6
		72	22	467	489	30	0	3	1	0	3	1	6
	CHANGE		1 -	92 -	93 -	15 -	1 +	3 -	1 +	0	3 -	1 -	0
MORGANTOWN PD		73	21	375	396	15	1	0	2	0	0	0	6
		72	22	465	487	30	0	3	1	0	3	1	6
	CHANGE		1 -	90 -	91 -	15 -	1 +	3 -	1 +	0	3 -	1 -	0
STAR CITY PD		73	0	0	0	0	0	0	0	0	0	0	0
		72	0	2	2	0	0	0	0	0	0	0	0
	CHANGE		0	2 -	2 -	0	0	0	0	0	0	0	0
MONROE COUNTY TOTAL		73	2	42	44	4	0	0	1	0	0	0	0
		72	1	55	56	2	0	0	15	0	0	0	2
	CHANGE		1 +	13 -	12 -	2 +	0	0	14 -	0	0	0	2 -
	RURAL	73	2	42	44	4	0	0	1	0	0	0	0
		72	1	55	56	2	0	0	15	0	0	0	2
	CHANGE		1 +	13 -	12 -	2 +	0	0	14 -	0	0	0	2 -

PAGE 38

			PART II ARRESTS BY CHARGE AND AGENCY TYPE										
			COML VICE	SEX OFFENSES	NARCOTIC AND DRUG	GAMBLING	FAMILY OFFENSES	DRIVING UND INFL	LIQUOR LAWS	DRUNK-ENNESS	DISORD CONDUCT	VAGRANCY	OTHER OFFENSES	SUSPICION	CURFEW LOITER	RUN-AWAYS
KEYSER PD	RURAL	73	0	1	35	0	9	95	1	115	3	0	84	0	0	0
		72	0	0	3	0	13	45	0	59	0	0	61	0	0	0
	CHANGE		0	1 +	32 +	0	4 -	50 +	1 +	56 +	3 +	0	23 +	0	0	0
	SHERIFF	73	0	1	0	0	0	1	0	1	0	0	2	0	0	0
		72	0	0	0	0	0	0	0	0	0	0	0	0	0	0
	CHANGE		0	1 +	0	0	0	1 +	0	1 +	0	0	2 +	0	0	0
	STATE POLICE	73	0	0	35	0	9	94	1	114	3	0	82	0	0	0
		72	0	0	3	0	13	45	0	59	0	0	61	0	0	0
	CHANGE		0	0	32 +	0	4 -	49 +	1 +	55 +	3 +	0	21 +	0	0	0
	MUNICIPAL	73	0	1	19	0	4	62	2	159	19	0	27	0	0	2
		72	0	2	0	0	0	76	5	163	52	0	40	0	10	6
	CHANGE		0	1 -	19 +	0	4 +	14 -	3 -	4 -	33 -	0	13 -	0	10 -	2 +
		73	0	1	19	0	4	61	2	153	13	0	27	0	0	2
		72	0	2	0	0	0	76	1	161	33	0	37	0	0	0
	CHANGE		0	1 -	19 +	0	4 +	15 -	1 +	8 -	20 -	0	10 -	0	0	2 +
PIEDMONT PD		73	0	0	0	0	0	1	0	6	4	0	0	0	0	0
		72	0	0	0	0	0	0	0	0	0	0	0	0	0	0
	CHANGE		0	0	0	0	0	1 +	0	6 +	4 +	0	0	0	0	0
RIDGELEY PD		73	0	0	0	0	0	0	0	0	2	0	0	0	0	0
		72	0	0	0	0	0	0	4	2	19	0	3	0	10	0
	CHANGE		0	0	0	0	0	0	4 -	2 -	17 -	0	3 -	0	10 -	0
MINGO COUNTY	TOTAL	73	0	0	11	19	6	76	49	1654	32	0	58	0	1	4
		72	0	2	2	0	2	74	80	1038	7	0	34	0	0	3
	CHANGE		0	2 -	9 +	19 +	4 +	2 +	31 -	616 +	25 +	0	24 +	0	1 +	1 +
GILBERT PD	RURAL	73	0	0	3	11	6	28	49	749	0	0	38	0	1	4
		72	0	0	2	0	2	45	77	500	0	0	23	0	0	3
	CHANGE		0	0	1 +	11 +	4 +	17 -	28 -	249 +	0	0	15 +	0	1 +	1 +
	SHERIFF	73	0	0	1	0	6	19	2	307	0	0	5	0	0	4
		72	0	0	0	0	2	19	55	157	0	0	23	0	0	3
	CHANGE		0	0	1 +	0	4 +	0	53 -	150 +	0	0	18 -	0	0	1 +
	STATE POLICE	73	0	0	2	11	0	9	47	442	0	0	33	0	1	0
		72	0	0	2	0	0	26	22	343	0	0	0	0	0	0
	CHANGE		0	0	0	11 +	0	17 -	25 +	99 +	0	0	33 +	0	1 +	0
	MUNICIPAL	73	0	0	8	8	0	48	0	905	32	0	20	0	0	0
		72	0	2	0	0	0	29	3	538	7	0	11	0	0	0
	CHANGE		0	2 -	8 +	8 +	0	19 +	3 -	367 +	25 +	0	9 +	0	0	0
		73	0	0	0	0	0	1	0	54	2	0	7	0	0	0
		72	0	0	0	0	0	0	0	0	0	0	0	0	0	0
	CHANGE		0	0	0	0	0	1 +	0	54 +	2 +	0	7 +	0	0	0

PAGE 40 02/26/74

			PART II ARRESTS BY CHARGE AND AGENCY TYPE										
			COML VICE	SEX OFFENSES	NARCOTIC AND DRUG	GAMBLING	FAMILY OFFENSES	DRIVING UND INFL	LIQUOR LAWS	DRUNK-ENNESS	DISORD CONDUCT	VAGRANCY	OTHER OFFENSES	SUSPICION	CURFEW LOITER	RUN-AWAYS
MORGANTOWN PD		73	0	0	8	8	0	37	0	591	30	0	12	0	0	0
		72	0	2	0	0	0	29	3	317	5	0	10	0	0	0
	CHANGE		0	2 -	8 +	6 +	0	8 +	3 -	274 +	25 +	0	2 +	0	0	0
STAR CITY PD		73	0	0	0	0	0	0	0	0	0	0	0	0	0	0
		72	0	0	0	0	0	0	0	35	0	0	0	0	0	0
	CHANGE		0	0	0	0	0	0	0	35 -	0	0	0	0	0	0
MONROE COUNTY	TOTAL	73	0	0	0	0	0	0	0	140	0	0	0	0	0	0
		72	0	0	0	0	0	0	0	186	2	0	1	0	0	0
	CHANGE		0	0	0	0	0	0	0	46 -	2 -	0	1 -	0	0	0
	RURAL	73	0	0	0	0	0	10	0	120	0	0	1	0	0	0
		72	0	0	0	0	0	0	0	0	0	0	0	0	0	0
	CHANGE		0	0	0	0	0	10 +	0	120 +	0	0	1 +	0	0	0
		73	2	13	85	1	32	72	5	646	23	0	258	0	0	13
		72	0	7	34	5	34	109	8	601	43	0	227	0	2	2
	CHANGE		2 +	6 +	51 +	4 -	2 -	37 -	3 -	45 +	20 -	0	31 +	0	2 -	11 +
		73	0	2	32	1	32	56	5	438	1	0	203	0	0	8
		72	0	2	20	5	32	62	5	368	0	0	132	0	0	1
	CHANGE		0	0	12 +	4 -	0	6 -	0	70 +	1 +	0	71 +	0	0	7 +
		73	0	1	9	0	24	0	1	249	1	0	126	0	0	2
		72	0	1	0	0	25	4	0	192	0	0	87	0	0	0
	CHANGE		0	0	9 +	0	1 -	4 -	1 +	57 +	1 +	0	39 +	0	0	2 +
		73	0	1	23	1	8	56	4	189	0	0	77	0	0	6
		72	0	1	20	5	7	58	5	176	0	0	45	0	0	1
	CHANGE		0	0	3 +	4 -	1 +	2 -	1 -	13 +	0	0	32 +	0	0	5 +
		73	2	11	53	0	0	16	0	208	22	0	55	0	0	5
		72	0	5	14	0	2	47	3	233	43	0	95	0	2	1
	CHANGE		2 +	6 +	39 +	0	2 -	31 -	3 -	25 -	21 -	0	40 -	0	2 -	4 +
		73	2	11	53	0	0	16	0	208	22	0	55	0	0	5
		72	0	5	14	0	2	47	3	231	43	0	95	0	2	1
	CHANGE		2 +	6 +	39 +	0	2 -	31 -	3 -	23 -	21 -	0	40 -	0	2 -	4 +
		73	0	0	0	0	0	0	0	0	0	0	0	0	0	0
		72	0	0	0	0	0	0	0	2	0	0	0	0	0	0
	CHANGE		0	0	0	0	0	0	0	2 -	0	0	0	0	0	0
		73	0	0	0	0	1	3	0	9	3	0	21	0	0	2
		72	0	0	0	0	0	6	0	29	1	0	1	0	0	0
	CHANGE		0	0	0	0	1 +	3 -	0	20 -	2 +	0	20 +	0	0	2 +
	RURAL	73	0	0	0	0	1	3	0	9	3	0	21	0	0	2
		72	0	0	0	0	0	6	0	29	1	0	1	0	0	0
	CHANGE		0	0	0	0	1 +	3 -	0	20 -	2 +	0	20 +	0	0	2 +

PAGE 41

			PART II ARRESTS BY CHARGE AND AGENCY TYPE										
			JUVENILE	ADULTS	GRAND TOTAL	OTHER ASSAULTS	ARSON	FORGERY	FRAUD	EMBEZZLE	STOLEN PROPERTY	VANDAL	ILLEGAL WEAPONS
UNION PD	SHERIFF	73	0	1	1	0	0	0	0	0	0	0	0
		72	0	15	15	0	0	0	1	0	0	0	0
	CHANGE		0	14 -	14 -	0	0	0	1 -	0	0	0	0
	STATE POLICE	73	2	41	43	4	0	0	1	0	0	0	2
		72	1	40	41	2	0	0	14	0	0	0	2 -
	CHANGE		1 +	1 +	2 +	2 +	0	0	13 -	0	0	0	0
	MUNICIPAL	73	0	0	0	0	0	0	0	0	0	0	0
		72	0	0	0	0	0	0	0	0	0	0	0
	CHANGE		0	0	0	0	0	0	0	0	0	0	0
		73	0	0	0	0	0	0	0	0	0	0	0
		72	0	0	0	0	0	0	0	0	0	0	0
	CHANGE		0	0	0	0	0	0	0	0	0	0	0
MORGAN COUNTY	TOTAL	73	26	222	248	36	0	0	10	0	0	22	6
		72	14	164	178	40	3	1	9	0	1	12	8
	CHANGE		12 +	58 +	70 +	4 -	3 -	1 -	1 +	0	1 -	10 +	2 -
	RURAL	73	22	205	227	32	0	0	10	0	0	20	6
		72	9	162	171	40	3	1	9	0	1	11	6
	CHANGE		13 +	43 +	56 +	8 -	3 -	1 -	1 +	0	1 -	9 +	0
	SHERIFF	73	7	35	42	5	0	0	1	0	0	6	1
		72	0	0	0	0	0	0	0	0	0	0	0
	CHANGE		7 +	35 +	42 +	5 +	0	0	1 +	0	0	6 +	1 +
	STATE POLICE	73	15	170	185	27	0	0	9	0	0	14	5
		72	9	162	171	40	3	1	9	0	1	11	6
	CHANGE		6 +	8 +	14 +	13 -	3 -	1 -	0	0	1 -	3 +	1 -
	MUNICIPAL	73	4	17	21	4	0	0	0	0	0	2	0
		72	5	2	7	0	0	0	0	0	0	1	2
	CHANGE		1 -	15 +	14 +	4 +	0	0	0	0	0	1 +	2 -
BERKELEY SPRINGS PD		73	0	0	0	0	0	0	0	0	0	0	0
		72	0	0	0	0	0	0	0	0	0	0	0
	CHANGE		0	0	0	0	0	0	0	0	0	0	0
PAW-PAW PD		73	4	17	21	4	0	0	0	0	0	2	0
		72	5	2	7	0	0	0	0	0	0	1	2
	CHANGE		1 -	15 +	14 +	4 +	0	0	0	0	0	1 +	2 -
NICHOLAS COUNTY	TOTAL	73	34	727	761	20	3	7	2	0	0	13	8
		72	52	767	819	21	1	5	0	1	4	2	4
	CHANGE		18 -	40 -	58 -	1 -	2 +	2 +	2 +	1 -	4 -	11 +	4 +
	RURAL	73	14	375	389	13	3	7	2	0	0	7	5
		72	27	475	502*	12	0	0	0	1	4	0	4
	CHANGE		13 -	100 -	113 -	1 +	3 +	7 +	2 +	1 -	4 -	7 +	1 +

PAGE 42

			COML VICE	SEX OFFENSES	PART II ARRESTS BY CHARGE AND AGENCY TYPE NARCOTIC AND DRUG	GAMBLING	FAMILY OFFENSES	DRIVING UND INFL	LIQUOR LAWS	DRUNK-ENNESS	DISORD CONDUCT	VAGRANCY	OTHER OFFENSES	SUSPICION	CURFEW LOITER	RUN-AWAYS
UNION PD	SHERIFF	73	0	0	0	0	0	0	0	1	0	0	0	0	0	0
		72	0	0	0	0	0	1	0	12	1	0	0	0	0	0
	CHANGE		0	0	0	0	0	1 -	0	11 -	1 -	0	0	0	0	0
	STATE POLICE	73	0	0	0	0	1	3	0	8	3	0	21	0	0	2
		72	0	0	0	0	0	5	0	17	0	0	1	0	0	0
	CHANGE		0	0	0	0	1 +	2 -	0	9 -	3 +	0	20 +	0	0	2 +
	MUNICIPAL	73	0	0	0	0	0	0	0	0	0	0	0	0	0	0
		72	0	0	0	0	0	0	0	0	0	0	0	0	0	0
	CHANGE		0	0	0	0	0	0	0	0	0	0	0	0	0	0
		73	0	0	0	0	0	0	0	0	0	0	0	0	0	0
		72	0	0	0	0	0	0	0	0	0	0	0	0	0	0
	CHANGE		0	0	0	0	0	0	0	0	0	0	0	0	0	0
MORGAN COUNTY	TOTAL	73	0	0	13	0	4	16	0	86	9	0	40	0	0	6
		72	0	0	1	0	6	29	0	38	1	0	29	0	0	0
	CHANGE		0	0	12 +	0	2 -	13 -	0	48 +	8 +	0	11 +	0	0	6 +
	RURAL	73	0	0	13	0	4	16	0	80	2	0	40	0	0	4
		72	0	0	1	0	6	29	0	35	0	0	29	0	0	0
	CHANGE		0	0	12 +	0	2 -	13 -	0	45 +	2 +	0	11 +	0	0	4 +
	SHERIFF	73	0	0	4	0	2	0	0	17	2	0	4	0	0	0
		72	0	0	0	0	0	0	0	0	0	0	0	0	0	0
	CHANGE		0	0	4 +	0	2 +	0	0	17 +	2 +	0	4 +	0	0	0
	STATE POLICE	73	0	0	9	0	2	16	0	63	0	0	36	0	0	4
		72	0	0	1	0	6	29	0	35	0	0	29	0	0	0
	CHANGE		0	0	8 +	0	4 -	13 -	0	28 +	0	0	7 +	0	0	4 +
	MUNICIPAL	73	0	0	0	0	0	0	0	6	7	0	0	0	0	2
		72	0	0	0	0	0	0	0	3	1	0	0	0	0	0
	CHANGE		0	0	0	0	0	0	0	3 +	6 +	0	0	0	0	2 +
BERKELEY SPRINGS PD		73	0	0	0	0	0	0	0	0	0	0	0	0	0	0
		72	0	0	0	0	0	0	0	0	0	0	0	0	0	0
	CHANGE		0	0	0	0	0	0	0	0	0	0	0	0	0	0
PAW-PAW PD		73	0	0	0	0	0	0	0	6	7	0	0	0	0	2
		72	0	0	0	0	0	0	0	3	1	0	0	0	0	0
	CHANGE		0	0	0	0	0	0	0	3 +	6 +	0	0	0	0	2 +
NICHOLAS COUNTY	TOTAL	73	0	3	39	5	18	93	7	410	3	1	117	0	3	9
		72	0	2	24	3	21	126	1	437	28	0	118	0	0	21
	CHANGE		0	1 +	15 +	2 +	3 -	33 -	6 +	27 -	25 -	1 +	1 -	0	3 +	12 -
	RURAL	73	0	2	36	5	5	51	4	153	3	1	87	0	0	5
		72	0	2	23	3	17	91	0	235	4	0	95	0	0	11
	CHANGE		0	0	13 +	2 +	12 -	40 -	4 +	82 -	1 -	1 +	8 -	0	0	6 -

PAGE 43

			PART II ARRESTS BY CHARGE AND AGENCY TYPE JUVENILE	ADULTS	GRAND TOTAL	OTHER ASSAULTS	ARSON	FORGERY	FRAUD	EMBEZZLE	STOLEN PROPERTY	VANDAL	ILLEGAL WEAPONS
RICHWOOD PD	SHERIFF	73	1	107	108	8	0	4	0	0	0	6	1
		72	3	99	102	4	0	0	0	0	2	0	0
	CHANGE		2 -	8 +	6 +	4 +	0	4 +	0	0	2 -	6 +	1 +
	STATE POLICE	73	13	268	281	5	3	3	2	0	0	1	4
		72	24	376	400	8	0	0	0	1	2	0	4
	CHANGE		11 -	108 -	119 -	3 -	3 +	3 +	2 +	1 -	2 -	1 +	0
	MUNICIPAL	73	20	352	372	7	0	0	0	0	0	6	3
		72	25	292	317	9	1	5	0	0	0	2	0
	CHANGE		5 -	60 +	55 +	2 -	1 -	5 -	0	0	0	4 +	3 +
		73	1	201	202	2	0	0	0	0	0	0	2
		72	4	119	123	2	1	1	0	0	0	0	0
	CHANGE		3 -	82 +	79 +	0	1 -	1 -	0	0	0	0	2 +
SUMMERSVILLE PD		73	19	151	170	5	0	0	0	0	0	6	1
		72	21	173	194	7	0	4	0	0	0	2	0
	CHANGE		2 -	22 -	24 -	2 -	0	4 -	0	0	0	4 +	1 +
OHIO COUNTY	TOTAL	73	166	1252	1418	152	0	7	10	3	14	15	7
		72	58	998	1056	175	0	7	8	1	8	18	21
	CHANGE		108 +	254 +	362 +	23 -	0	0	2 +	2 +	6 +	3 -	14 -
	RURAL	73	73	282	355	8	0	2	5	1	13	12	4
		72	4	78	82	2	0	0	0	0	4	9	0
	CHANGE		69 +	204 +	273 +	6 +	0	2 +	5 +	1 +	9 +	3 +	4 +
	SHERIFF	73	56	82	138	7	0	2	1	1	9	10	1
		72	3	38	41	1	0	0	0	0	4	9	0
	CHANGE		53 +	44 +	97 +	6 +	0	2 +	1 +	1 +	5 +	1 +	1 +
	STATE POLICE	73	17	200	217	1	0	0	4	0	4	2	3
		72	1	40	41	1	0	0	0	0	0	0	0
	CHANGE		16 +	160 +	176 +	0	0	0	4 +	0	4 +	2 +	3 +
	MUNICIPAL	73	93	970	1063	144	0	5	5	2	1	3	3
		72	54	920	974	173	0	7	8	1	4	9	21
	CHANGE		39 +	50 +	89 +	29 -	0	2 -	3 -	1 +	3 -	6 -	18 -
WHEELING PD		73	93	969	1062	144	0	5	5	2	1	3	3
		72	54	920	974	173	0	7	8	1	4	9	21
	CHANGE		39 +	49 +	88 +	29 -	0	2 -	3 -	1 +	3 -	6 -	18 -
TRIADELPHIA PD		73	0	1	1	0	0	0	0	0	0	0	0
		72	0	0	0	0	0	0	0	0	0	0	0
	CHANGE		0	1 +	1 +	0	0	0	0	0	0	0	0
PENDLETON COUNTY	TOTAL	73	14	221	235	33	0	0	0	0	0	6	13
		72	9	177	186	24	0	1	0	0	0	12	4
	CHANGE		5 +	44 +	49 +	9 +	0	1 -	0	0	0	6 -	9 +

PAGE 44

			COML VICE	SEX OFFENSES	PART II ARRESTS BY CHARGE AND AGENCY TYPE NARCOTIC AND DRUG	GAMBLING	FAMILY OFFENSES	DRIVING UND INFL	LIQUOR LAWS	DRUNK-ENNESS	DISORD CONDUCT	VAGRANCY	OTHER OFFENSES	SUSPICION	CURFEW LOITER	RUN-AWAYS
RICHWOOD PD	SHERIFF	73	0	0	3	1	0	19	0	61	1	1	3	0	0	0
		72	0	0	3	2	10	17	0	43	4	0	17	0	0	0
	CHANGE		0	0	0	1 -	10 -	2 +	0	18 +	3 -	1 +	14 -	0	0	0
	STATE POLICE	73	0	2	33	4	5	32	4	92	2	0	84	0	0	5
		72	0	2	20	1	7	74	0	192	0	0	78	0	0	11
	CHANGE		0	0	13 +	3 +	2 -	42 -	4 +	100 -	2 +	0	6 +	0	0	6
	MUNICIPAL	73	0	1	3	0	13	42	3	257	0	0	30	0	3	4
		72	0	0	1	0	4	35	1	202	24	0	23	0	0	10
	CHANGE		0	1 +	2 +	0	9 +	7 +	2 +	55 +	24 -	0	7 +	0	3 +	6
		73	0	0	2	0	2	22	0	154	0	0	16	0	0	0
		72	0	0	1	0	1	10	0	94	12	0	4	0	0	0
	CHANGE		0	0	1 +	0	1 +	12 +	0	75 +	12 -	0	12 +	0	0	0
SUMMERSVILLE PD		73	0	1	1	0	11	20	3	101	0	0	14	0	3	4
		72	0	0	0	0	3	25	1	111	12	0	19	0	0	10
	CHANGE		0	1 +	1 +	0	8 +	5 -	2 +	10 -	12 -	0	5 -	0	3 +	6 -
OHIO COUNTY	TOTAL	73	83	2	79	1	3	150	6	383	109	5	363	0	2	24
		72	20	1	23	1	0	37	5	301	81	8	334	0	2	5
	CHANGE		63 +	1 +	56 +	0	3 +	113 +	1 +	82 +	28 +	3 -	29 +	0	0	19 +
	RURAL	73	71	2	45	1	3	60	0	77	12	1	24	0	1	13
		72	9	0	6	1	0	15	1	31	1	3	0	0	0	0
	CHANGE		62 +	2 +	39 +	0	3 +	45 +	1 -	46 +	11 +	2 -	24 +	0	1 +	13 +
	SHERIFF	73	11	2	37	0	2	17	0	6	12	1	17	0	1	1
		72	0	0	5	0	0	0	0	18	1	3	0	0	0	0
	CHANGE		11 +	2 +	32 +	0	2 +	17 +	0	12 -	11 +	2 -	17 +	0	1 +	1 +
	STATE POLICE	73	60	0	8	1	1	43	0	71	0	0	7	0	0	12
		72	9	0	1	1	0	15	1	13	0	0	0	0	0	0
	CHANGE		51 +	0	7 +	0	1 +	28 +	1 -	58 +	0	0	7 +	0	0	12 +
	MUNICIPAL	73	12	0	34	0	0	90	6	306	97	4	339	0	1	11
		72	11	1	17	0	0	22	4	270	80	5	334	0	2	5
	CHANGE		1 +	1 -	17 +	0	0	68 +	2 +	36 +	17 +	1 -	5 +	0	1 -	6 +
WHEELING PD		73	12	0	34	0	0	90	6	306	96	4	339	0	1	11
		72	11	1	17	0	0	22	4	270	80	5	334	0	2	5
	CHANGE		1 +	1 -	17 +	0	0	68 +	2 +	36 +	16 +	1 -	5 +	0	1 -	6 +
TRIADELPHIA PD		73	0	0	0	0	0	0	0	0	1	0	0	0	0	0
		72	0	0	0	0	0	0	0	0	0	0	0	0	0	0
	CHANGE		0	0	0	0	0	0	0	0	1 +	0	0	0	0	0
PENDLETON COUNTY	TOTAL	73	0	0	1	0	7	31	2	44	8	0	88	0	0	2
		72	0	0	0	0	2	13	0	72	10	0	44	0	0	4
	CHANGE		0	0	1 +	0	5 +	18 +	2 +	28 -	2 -	0	44 +	0	0	2 -

PAGE 45

PART II ARRESTS BY CHARGE AND AGENCY TYPE

			JUVENILE	ADULTS	GRAND TOTAL	OTHER ASSAULTS	ARSON	FORGERY	FRAUD	EMBEZZLE	STOLEN PROPERTY	VANDAL	ILLEGAL WEAPONS
	RURAL	73	9	209	218	33	0	0	0	0	0	6	12
		72	9	173	182	24	0	1	0	0	0	12	4
	CHANGE		0	36 +	36 +	9 +	0	1 -	0	0	0	6 -	8 +
	SHERIFF	73	0	0	0	0	0	0	0	0	0	0	0
		72	0	0	0	0	0	0	0	0	0	0	0
	CHANGE		0	0	0	0	0	0	0	0	0	0	0
	STATE POLICE	73	9	209	218	33	0	0	0	0	0	6	12
		72	9	173	182	24	0	1	0	0	0	12	4
	CHANGE		0	36 +	36 +	9 +	0	1 -	0	0	0	6 -	8 +
	MUNICIPAL	73	5	12	17	0	0	0	0	0	0	0	1
		72	0	4	4	0	0	0	0	0	0	0	0
	CHANGE		5 +	8 +	13 +	0	0	0	0	0	0	0	1 +
FRANKLIN PD		73	5	12	17	0	0	0	0	0	0	0	1
		72	0	4	4	0	0	0	0	0	0	0	0
	CHANGE		5 +	8 +	13 +	0	0	0	0	0	0	0	1 +
PLEASANTS COUNTY	TOTAL	73	14	281	295	26	0	0	83	0	0	4	0
		72	2	138	140	16	0	0	54	1	2	2	2
	CHANGE		12 +	143 +	155 +	10 +	0	0	29 +	1 -	2 -	2 +	2 -
	RURAL	73	7	236	243	25	0	0	83	0	0	0	0
		72	2	131	133	16	0	0	54	1	2	2	2
	CHANGE		5 +	105 +	110 +	9 +	0	0	29 +	1 -	2 -	2 -	2 -
	SHERIFF	73	0	0	0	0	0	0	0	0	0	0	0
		72	0	0	0	0	0	0	0	0	0	0	0
	CHANGE		0	0	0	0	0	0	0	0	0	0	0
	STATE POLICE	73	7	236	243	25	0	0	83	0	0	0	0
		72	2	131	133	16	0	0	54	1	2	2	2
	CHANGE		5 +	105 +	110 +	9 +	0	0	29 +	1 -	2 -	2 -	2 -
	MUNICIPAL	73	7	45	52	1	0	0	0	0	0	4	0
		72	0	7	7	0	0	0	0	0	0	0	0
	CHANGE		7 +	38 +	45 +	1 +	0	0	0	0	0	4 +	0
ST MARYS PD		73	7	45	52	1	0	0	0	0	0	4	0
		72	0	7	7	0	0	0	0	0	0	0	0
	CHANGE		7 +	38 +	45 +	1 +	0	0	0	0	0	4 +	0
POCAHONTAS COUNTY	TOTAL	73	24	305	329	8	0	0	0	0	0	1	4
		72	27	237	264	4	0	1	0	0	0	2	7
	CHANGE		3 -	68 +	65 +	4 +	0	1 -	0	0	0	1 -	3 -
	RURAL	73	16	197	213	8	0	0	0	0	0	1	4
		72	16	120	136	4	0	1	0	0	0	0	7
	CHANGE		0	77 +	77 +	4 +	0	1 -	0	0	0	1 +	3 -

PAGE 46

PART II ARRESTS BY CHARGE AND AGENCY TYPE

			COML VICE	SEX OFFENSES	NARCOTIC AND DRUG	GAMBLING	FAMILY OFFENSES	DRIVING UND INFL	LIQUOR LAWS	DRUNK-ENNESS	DISORD CONDUCT	VAGRANCY	OTHER OFFENSES	SUSPICION	CURFEW LOITER	RUN-AWAYS
	RURAL	73	0	0	1	0	7	30	2	34	8	0	83	0	0	2
		72	0	0	0	0	2	13	0	68	10	0	44	0	0	4
	CHANGE		0	0	1 +	0	5 +	17 +	2 +	34 -	2 -	0	39 +	0	0	2 -
	SHERIFF	73	0	0	0	0	0	0	0	0	0	0	0	0	0	0
		72	0	0	0	0	0	0	0	0	0	0	0	0	0	0
	CHANGE		0	0	0	0	0	0	0	0	0	0	0	0	0	0
	STATE POLICE	73	0	0	1	0	7	30	2	34	8	0	83	0	0	2
		72	0	0	0	0	2	13	0	68	10	0	44	0	0	4
	CHANGE		0	0	1 +	0	5 +	17 +	2 +	34 -	2 -	0	39 +	0	0	2 -
	MUNICIPAL	73	0	0	0	0	0	1	0	10	0	0	5	0	0	0
		72	0	0	0	0	0	0	0	4	0	0	0	0	0	0
	CHANGE		0	0	0	0	0	1 +	0	6 +	0	0	5 +	0	0	0
FRANKLIN PD		73	0	0	0	0	0	1	0	10	0	0	5	0	0	0
		72	0	0	0	0	0	0	0	4	0	0	0	0	0	0
	CHANGE		0	0	0	0	0	1 +	0	6 +	0	0	5 +	0	0	0
PLEASANTS COUNTY	TOTAL	73	0	0	0	0	5	15	0	37	0	0	123	0	0	2
		72	0	0	0	0	2	11	0	14	0	0	34	0	0	2
	CHANGE		0	0	0	0	3 +	4 +	0	23 +	0	0	89 +	0	0	0
	RURAL	73	0	0	0	0	5	8	0	7	0	0	113	0	0	2
		72	0	0	0	0	2	9	0	9	0	0	34	0	0	2
	CHANGE		0	0	0	0	3 +	1 -	0	2 -	0	0	79 +	0	0	0
	SHERIFF	73	0	0	0	0	0	0	0	0	0	0	0	0	0	0
		72	0	0	0	0	0	0	0	0	0	0	0	0	0	0
	CHANGE		0	0	0	0	0	0	0	0	0	0	0	0	0	0
	STATE POLICE	73	0	0	0	0	5	8	0	7	0	0	113	0	0	2
		72	0	0	0	0	2	9	0	9	0	0	34	0	0	2
	CHANGE		0	0	0	0	3 +	1 -	0	2 -	0	0	79 +	0	0	0
	MUNICIPAL	73	0	0	0	0	0	7	0	30	0	0	10	0	0	0
		72	0	0	0	0	0	2	0	5	0	0	0	0	0	0
	CHANGE		0	0	0	0	0	5 +	0	25 +	0	0	10 +	0	0	0
ST MARYS PD		73	0	0	0	0	0	7	0	30	0	0	10	0	0	0
		72	0	0	0	0	0	2	0	5	0	0	0	0	0	0
	CHANGE		0	0	0	0	0	5 +	0	25 +	0	0	10 +	0	0	0
POCAHONTAS COUNTY	TOTAL	73	0	0	0	0	0	18	0	245	1	0	50	0	0	2
		72	0	0	0	0	0	20	0	206	9	0	7	0	1	7
	CHANGE		0	0	0	0	0	2 -	0	39 +	8 -	0	43 +	0	1 -	5 -
	RURAL	73	0	0	0	0	0	18	0	130	0	0	50	0	0	2
		72	0	0	0	0	0	20	0	89	1	0	7	0	0	7
	CHANGE		0	0	0	0	0	2 -	0	41 +	1 -	0	43 +	0	0	5 -

PAGE 47

PART II ARRESTS BY CHARGE AND AGENCY TYPE

			JUVENILE	ADULTS	GRAND TOTAL	OTHER ASSAULTS	ARSON	FORGERY	FRAUD	EMBEZZLE	STOLEN PROPERTY	VANDAL	ILLEGAL WEAPONS
	SHERIFF	73	2	94	96	0	0	0	0	0	0	1	0
		72	6	39	45	0	0	0	0	0	0	0	1
	CHANGE		4 -	55 +	51 +	0	0	0	0	0	0	1 +	1 -
	STATE POLICE	73	14	103	117	8	0	0	0	0	0	0	4
		72	10	81	91	4	0	1	0	0	0	0	6
	CHANGE		4 +	22 +	26 +	4 +	0	1 -	0	0	0	0	2 -
	MUNICIPAL	73	8	108	116	0	0	0	0	0	0	0	0
		72	11	117	128	0	0	0	0	0	0	2	0
	CHANGE		3 -	9 -	12 -	0	0	0	0	0	0	2 -	0
MARLINTON PD		73	8	108	116	0	0	0	0	0	0	0	0
		72	11	117	128	0	0	0	0	0	0	2	0
	CHANGE		3 -	9 -	12 -	0	0	0	0	0	0	2 -	0
PRESTON COUNTY	TOTAL	73	41	458	499	28	1	4	7	0	1	16	9
		72	29	324	353	26	1	2	13	0	4	9	2
	CHANGE		12 +	134 +	146 +	2 +	0	2 +	6 -	0	3 -	7 +	7 +
	RURAL	73	36	373	409	26	1	4	7	0	1	16	8
		72	22	278	300	25	1	2	13	0	3	5	1
	CHANGE		14 +	95 +	109 +	1 +	0	2 +	6 -	0	2 -	11 +	7 +
	SHERIFF	73	14	176	190	14	1	1	1	0	1	1	1
		72	10	96	106	4	0	0	0	0	0	1	0
	CHANGE		4 +	80 +	84 +	10 +	1 +	1 +	1 +	0	1 +	0	1 +
	STATE POLICE	73	22	197	219	12	0	3	6	0	0	15	7
		72	12	182	194	21	1	2	13	0	3	4	1
	CHANGE		10 +	15 +	25 +	9 -	1 -	1 +	7 -	0	3 -	11 +	6 +
	MUNICIPAL	73	5	85	90	2	0	0	0	0	0	0	1
		72	7	46	53	1	0	0	0	0	1	4	1
	CHANGE		2 -	39 +	37 +	1 +	0	0	0	0	1 -	4 -	0
KINGWOOD PD		73	1	56	57	0	0	0	0	0	0	0	0
		72	0	21	21	0	0	0	0	0	0	0	0
	CHANGE		1 +	35 +	36 +	0	0	0	0	0	0	0	0
TERRA ALTA PD		73	3	27	30	2	0	0	0	0	0	0	1
		72	2	18	20	0	0	0	0	0	0	4	1
	CHANGE		1 +	9 +	10 +	2 +	0	0	0	0	0	4 -	0
WELSBURG PD		73	0	0	0	0	0	0	0	0	0	0	0
		72	0	0	0	0	0	0	0	0	0	0	0
	CHANGE		0	0	0	0	0	0	0	0	0	0	0
MASONTOWN PD		73	1	2	3	0	0	0	0	0	0	0	0
		72	5	6	11	1	0	0	0	0	1	0	0
	CHANGE		4 -	4 -	8 -	1 -	0	0	0	0	1 -	0	0

PAGE 48

PART II ARRESTS BY CHARGE AND AGENCY TYPE

			COML VICE	SEX OFFENSES	NARCOTIC AND DRUG	GAMBLING	FAMILY OFFENSES	DRIVING UND INFL	LIQUOR LAWS	DRUNK-ENNESS	DISORD CONDUCT	VAGRANCY	OTHER OFFENSES	SUSPICION	CURFEW LOITER	RUN-AWAYS
	SHERIFF	73	0	0	0	0	0	1	0	54	0	0	0	0	0	0
		72	0	0	0	0	0	0	0	37	1	0	3	0	0	3
	CHANGE		0	0	0	0	0	1 +	0	57 +	1 -	0	3 -	0	0	3 -
	STATE POLICE	73	0	0	0	0	0	17	0	36	0	0	50	0	0	2
		72	0	0	0	0	0	20	0	52	0	0	4	0	0	4
	CHANGE		0	0	0	0	0	3 -	0	16 -	0	0	46 +	0	0	2 -
	MUNICIPAL	73	0	0	0	0	0	0	0	115	1	0	0	0	0	0
		72	0	0	0	0	0	0	0	117	8	0	0	0	1	0
	CHANGE		0	0	0	0	0	0	0	2 -	7 -	0	0	0	1 -	0
MARLINTON PD		73	0	0	0	0	0	0	0	115	1	0	0	0	0	0
		72	0	0	0	0	0	0	0	117	8	0	0	0	1	0
	CHANGE		0	0	0	0	0	0	0	2 -	7 -	0	0	0	1 -	0
PRESTON COUNTY	TOTAL	73	0	3	7	1	10	58	2	258	7	0	81	0	0	6
		72	0	0	2	2	12	25	3	154	10	0	75	0	0	13
	CHANGE		0	3 +	5 +	1 -	2 -	33 +	1 -	104 +	3 -	0	6 +	0	0	7 -
	RURAL	73	0	3	4	1	10	56	2	184	0	0	81	0	0	5
		72	0	0	2	2	12	22	0	121	5	0	75	0	0	11
	CHANGE		0	3 +	2 +	1 -	2 -	34 +	2 +	63 +	5 -	0	6 +	0	0	6 -
	SHERIFF	73	0	0	1	0	7	26	0	105	0	0	28	0	0	3
		72	0	0	0	0	10	10	0	60	5	0	11	0	0	5
	CHANGE		0	0	1 +	0	3 -	16 +	0	45 +	5 -	0	17 +	0	0	2 -
	STATE POLICE	73	0	3	3	1	3	30	2	79	0	0	53	0	0	2
		72	0	0	2	2	2	12	0	61	0	0	64	0	0	6
	CHANGE		0	3 +	1 +	1 -	1 +	18 +	2 +	18 +	0	0	11 -	0	0	4 -
	MUNICIPAL	73	0	0	3	0	0	2	0	74	7	0	0	0	0	1
		72	0	0	0	0	0	3	3	33	5	0	0	0	0	2
	CHANGE		0	0	3 +	0	0	1 -	3 -	41 +	2 +	0	0	0	0	1 -
KINGWOOD PD		73	0	0	0	0	0	1	0	56	0	0	0	0	0	0
		72	0	0	0	0	0	1	0	20	0	0	0	0	0	0
	CHANGE		0	0	0	0	0	0	0	36 +	0	0	0	0	0	0
TERRA ALTA PD		73	0	0	3	0	0	1	0	16	7	0	0	0	0	0
		72	0	0	0	0	0	0	0	10	5	0	0	0	0	0
	CHANGE		0	0	3 +	0	0	1 +	0	6 +	2 +	0	0	0	0	0
WELSBURG PD		73	0	0	0	0	0	0	0	0	0	0	0	0	0	0
		72	0	0	0	0	0	0	0	0	0	0	0	0	0	0
	CHANGE		0	0	0	0	0	0	0	0	0	0	0	0	0	0
MASONTOWN PD		73	0	0	0	0	0	0	0	2	0	0	0	0	0	0
		72	0	0	0	0	0	2	3	2	0	0	0	0	0	1
	CHANGE		0	0	0	0	0	2 -	3 -	0	0	0	0	0	0	1 -

PART II ARRESTS BY CHARGE AND AGENCY TYPE

			JUVENILE	ADULTS	GRAND TOTAL	OTHER ASSAULTS	ARSON	FORGERY	FRAUD	EMBEZZLE	STOLEN PROPERTY	VANDAL	ILLEGAL WEAPONS
NEWBURG PD		73	0	0	0	0	0	0	0	0	0	0	0
		72	0	0	0	0	0	0	0	0	0	0	0
	CHANGE		0	0	0	0	0	0	0	0	0	0	0
TUNNELTON PD		73	0	0	0	0	0	0	0	0	0	0	0
		72	0	1	1	0	0	0	0	0	0	0	0
	CHANGE		0	1 -	1 -	0	0	0	0	0	0	0	0
PUTNAM COUNTY	TOTAL	73	84	903	987	10	1	2	0	0	2	11	10
		72	68	1054	1122	49	0	1	1	1	3	3	10
	CHANGE		16 +	151 -	135 -	39 -	1 +	1 +	1 -	1 -	1 -	8 +	0
	RURAL	73	72	888	960	10	1	2	0	0	2	11	10
		72	56	1045	1101	49	0	1	1	1	1	0	10
	CHANGE		16 +	157 -	141 -	39 -	1 +	1 +	1 -	1 -	1 +	11 +	0
	SHERIFF	73	30	283	313	10	0	1	0	0	0	11	4
		72	24	582	606	37	0	1	1	1	1	0	4
	CHANGE		6 +	299 -	293 -	27 -	0	0	1 -	1 -	1 -	11 +	0
	STATE POLICE	73	42	605	647	0	1	1	0	0	2	0	6
		72	32	463	495	12	0	0	0	0	0	0	6
	CHANGE		10 +	142 +	152 +	12 -	1 +	1 +	0	0	2 +	0	0
	MUNICIPAL	73	12	15	27	0	0	0	0	0	0	0	0
		72	12	9	21	0	0	0	0	0	2	3	0
	CHANGE		0	6 +	6 +	0	0	0	0	0	2 -	3 -	0
HURRICANE PD		73	12	15	27	0	0	0	0	0	0	0	0
		72	12	9	21	0	0	0	0	0	2	3	0
	CHANGE		0	6 +	6 +	0	0	0	0	0	2 -	3 -	0
RALEIGH COUNTY	TOTAL	73	256	3071	3327	87	2	20	41	8	20	103	80
		72	230	2907	3137	169	3	13	43	0	15	69	71
	CHANGE		26 +	164 +	190 +	82 -	1 -	7 +	2 -	8 +	5 +	34 +	9 +
	RURAL	73	103	1760	1863	41	2	5	29	7	16	63	60
		72	105	1360	1465	45	1	1	19	0	13	29	45
	CHANGE		2 -	400 +	398 +	4 -	1 +	4 +	10 +	7 +	3 +	34 +	15 +
	SHERIFF	73	36	260	296	7	0	0	2	0	1	0	6
		72	41	246	287	15	0	0	9	0	1	3	4
	CHANGE		5 -	14 +	9 +	8 -	0	0	7 -	0	0	3 -	2 +
	STATE POLICE	73	67	1500	1567	34	2	5	27	7	15	63	54
		72	64	1114	1178	30	1	1	10	0	12	26	41
	CHANGE		3 +	386 +	389 +	4 +	1 +	4 +	17 +	7 +	3 +	37 +	13 +
	MUNICIPAL	73	153	1311	1464	46	0	15	12	1	4	40	20
		72	125	1547	1672	124	2	12	24	0	2	40	26
	CHANGE		28 +	236 -	208 -	78 -	2 -	3 +	12 -	1 +	2 +	0	6 -

PART II ARRESTS BY CHARGE AND AGENCY TYPE

			COML VICE	SEX OFFENSES	NARCOTIC AND DRUG	GAMBLING	FAMILY OFFENSES	DRIVING UND INFL	LIQUOR LAWS	DRUNK-ENNESS	DISORD CONDUCT	VAGRANCY	OTHER OFFENSES	SUSPICION	CURFEW LOITER	RUN-AWAYS
NEWBURG PD		73	0	0	0	0	0	0	0	0	0	0	0	0	0	0
		72	0	0	0	0	0	0	0	0	0	0	0	0	0	0
	CHANGE		0	0	0	0	0	0	0	0	0	0	0	0	0	0
TUNNELTON PD		73	0	0	0	0	0	0	0	0	0	0	0	0	0	0
		72	0	0	0	0	0	0	0	1	0	0	0	0	0	0
	CHANGE		0	0	0	0	0	0	0	1 -	0	0	0	0	0	0
PUTNAM COUNTY	TOTAL	73	0	2	20	0	100	57	26	402	0	0	299	0	9	36
		72	0	3	2	68	33	61	1	463	4	1	382	0	7	29
	CHANGE		0	1 -	18 +	68 -	67 +	4 -	25 +	61 -	4 -	1 -	83 -	0	2 +	7 +
	RURAL	73	0	1	20	0	100	55	26	392	0	0	295	0	0	35
		72	0	3	2	68	33	60	1	456	4	0	382	0	0	29
	CHANGE		0	2 -	18 +	68 -	67 +	5 -	25 +	64 -	4 -	0	87 -	0	0	6 +
	SHERIFF	73	0	0	12	0	22	16	7	146	0	0	71	0	0	13
		72	0	0	0	0	9	28	1	225	1	0	285	0	0	12
	CHANGE		0	0	12 +	0	13 +	12 -	6 +	79 -	1 -	0	214 -	0	0	1 +
	STATE POLICE	73	0	1	8	0	78	39	19	246	0	0	224	0	0	22
		72	0	3	2	68	24	32	0	231	3	0	97	0	0	17
	CHANGE		0	2 -	6 +	68 -	54 +	7 +	19 +	15 +	3 -	0	127 +	0	0	5 +
	MUNICIPAL	73	0	1	0	0	0	2	0	10	0	0	4	0	9	1
		72	0	0	0	0	0	1	0	7	0	1	0	0	7	0
	CHANGE		0	1 +	0	0	0	1 +	0	3 +	0	1 -	4 +	0	2 +	1 +
HURRICANE PD		73	0	1	0	0	0	2	0	10	0	0	4	0	9	1
		72	0	0	0	0	0	1	0	7	0	1	0	0	7	0
	CHANGE		0	1 +	0	0	0	1 +	0	3 +	0	1 -	4 +	0	2 +	1 +
RALEIGH COUNTY	TOTAL	73	0	15	97	25	25	273	47	1947	111	0	384	0	4	38
		72	0	20	42	31	37	316	70	1777	77	7	335	0	0	42
	CHANGE		0	5 -	55 +	6 -	12 -	43 -	23 -	170 +	34 +	7 -	49 +	0	4 +	4 -
	RURAL	73	0	8	32	21	22	105	25	1068	91	0	249	0	0	19
		72	0	8	6	20	29	129	56	764	54	7	215	0	0	24
	CHANGE		0	0	26 +	1 +	7 -	24 -	31 -	304 +	37 +	7 -	34 +	0	0	5 -
	SHERIFF	73	0	1	29	0	4	13	0	143	0	0	78	0	0	12
		72	0	1	3	0	11	4	0	114	2	0	105	0	0	15
	CHANGE		0	0	26 +	0	7 -	9 +	0	29 +	2 -	0	27 -	0	0	3 -
	STATE POLICE	73	0	7	3	21	18	92	25	925	91	0	171	0	0	7
		72	0	7	3	20	18	125	56	650	52	7	110	0	0	9
	CHANGE		0	0	0	1 +	0	33 -	31 -	275 +	39 +	7 -	61 +	0	0	2 -
	MUNICIPAL	73	0	7	65	4	3	168	22	879	20	0	135	0	4	19
		72	0	12	36	11	8	187	14	1013	23	0	120	0	0	18
	CHANGE		0	5 -	29 +	7 -	5 -	19 -	8 +	134 -	3 -	0	15 +	0	4 +	1 +

PART II ARRESTS BY CHARGE AND AGENCY TYPE

			JUVENILE	ADULTS	GRAND TOTAL	OTHER ASSAULTS	ARSON	FORGERY	FRAUD	EMBEZZLE	STOLEN PROPERTY	VANDAL	ILLEGAL WEAPONS
BECKLEY PD		73	133	1249	1382	46	0	15	12	1	0	37	19
		72	114	1509	1623	122	2	12	24	0	1	36	26
	CHANGE		19 +	260 -	241 -	76 -	2 -	3 +	12 -	1 +	1 -	1 +	7 -
MABSCOTT PD		73	1	36	37	0	0	0	0	0	0	0	1
		72	11	34	45	2	0	0	0	0	1	4	0
	CHANGE		10 -	2 +	8 -	2 -	0	0	0	0	1 -	4 -	1 +
SOPHIA PD		73	19	26	45	0	0	0	0	0	4	3	0
		72	0	4	4	0	0	0	0	0	0	0	0
	CHANGE		19 +	22 +	41 +	0	0	0	0	0	4 +	3 +	0
RANDOLPH COUNTY	TOTAL	73	46	1017	1063	43	0	3	0	0	1	0	3
		72	23	771	794	62	0	1	0	0	0	3	13
	CHANGE		23 +	246 +	269 +	19 -	0	2 +	0	0	1 +	3 -	10 -
	RURAL	73	40	516	556	43	0	3	0	0	1	0	3
		72	18	472	490	57	0	1	0	0	0	0	13
	CHANGE		22 +	44 +	66 +	14 -	0	2 +	0	0	1 +	0	10 -
	SHERIFF	73	0	5	5	0	0	0	0	0	0	0	0
		72	0	0	0	0	0	0	0	0	0	0	0
	CHANGE		0	5 +	5 +	0	0	0	0	0	0	0	0
	STATE POLICE	73	40	511	551	43	0	3	0	0	1	0	3
		72	18	472	490	57	0	1	0	0	0	0	13
	CHANGE		22 +	39 +	61 +	14 -	0	2 +	0	0	1 +	0	10 -
	MUNICIPAL	73	6	501	507	0	0	0	0	0	0	0	0
		72	5	299	304	5	0	0	0	0	0	3	0
	CHANGE		1 +	202 +	203 +	5 -	0	0	0	0	0	3 -	0
ELKINS PD		73	6	501	507	0	0	0	0	0	0	0	0
		72	5	299	304	5	0	0	0	0	0	3	0
	CHANGE		1 +	202 +	203 +	5 -	0	0	0	0	0	3 -	0
RITCHIE COUNTY	TOTAL	73	6	409	415	43	0	2	132	0	0	0	2
		72	7	433	440	15	0	15	107	0	0	0	0
	CHANGE		1 -	24 -	25 -	28 +	0	13 -	25 +	0	0	0	2 +
	RURAL	73	6	409	415	43	0	2	132	0	0	0	2
		72	7	433	440	15	0	15	107	0	0	0	0
	CHANGE		1 -	24 -	25 -	28 +	0	13 -	25 +	0	0	0	2 +
	SHERIFF	73	0	2	2	0	0	0	0	0	0	0	0
		72	1	34	35	0	0	10	1	0	0	0	0
	CHANGE		1 -	32 -	33 -	0	0	10 -	1 -	0	0	0	0
	STATE POLICE	73	6	407	413	43	0	2	132	0	0	0	2
		72	6	399	405	15	0	5	106	0	0	0	0
	CHANGE		0	8 +	8 +	28 +	0	3 -	26 +	0	0	0	2 +

PART II ARRESTS BY CHARGE AND AGENCY TYPE

			COML VICE	SEX OFFENSES	NARCOTIC AND DRUG	GAMBLING	FAMILY OFFENSES	DRIVING UND INFL	LIQUOR LAWS	DRUNK-ENNESS	DISORD CONDUCT	VAGRANCY	OTHER OFFENSES	SUSPICION	CURFEW LOITER	RUN-AWAYS
BECKLEY PD		73	0	7	53	3	3	159	16	848	18	0	127	0	0	18
		72	0	12	36	11	8	179	10	996	21	0	109	0	0	18
	CHANGE		0	5 -	17 +	8 -	5 -	20 -	6 +	148 -	3 -	0	18 +	0	0	0
MABSCOTT PD		73	0	0	0	0	0	3	0	25	0	0	8	0	0	0
		72	0	0	0	0	0	8	4	13	2	0	11	0	0	0
	CHANGE		0	0	0	0	0	5 -	4 -	12 +	2 -	0	3 -	0	0	0
SOPHIA PD		73	0	0	12	1	0	6	6	6	2	0	0	0	4	1
		72	0	0	0	0	0	0	0	4	0	0	0	0	0	0
	CHANGE		0	0	12 +	1 +	0	6 +	6 +	2 +	2 +	0	0	0	4 +	1 +
RANDOLPH COUNTY	TOTAL	73	0	0	11	0	15	140	0	532	25	0	283	0	0	7
		72	0	1	2	0	17	69	4	357	18	0	242	0	0	5
	CHANGE		0	1 -	9 +	0	2 -	71 +	4 -	175 +	7 +	0	41 +	0	0	2 +
	RURAL	73	0	0	11	0	15	76	0	184	1	0	212	0	0	7
		72	0	1	2	0	17	43	4	145	1	0	201	0	0	5
	CHANGE		0	1 -	9 +	0	2 -	33 +	4 -	39 +	0	0	11 +	0	0	2 +
	SHERIFF	73	0	0	0	0	0	2	0	3	0	0	0	0	0	0
		72	0	0	0	0	0	0	0	0	0	0	0	0	0	0
	CHANGE		0	0	0	0	0	2 +	0	3 +	0	0	0	0	0	0
	STATE POLICE	73	0	0	11	0	15	74	0	181	1	0	212	0	0	7
		72	0	1	2	0	17	43	4	145	1	0	201	0	0	5
	CHANGE		0	1 -	9 +	0	2 -	31 +	4 -	36 +	0	0	11 +	0	0	2 +
	MUNICIPAL	73	0	0	0	0	0	64	0	348	24	0	71	0	0	0
		72	0	0	0	0	0	26	0	212	17	0	41	0	0	0
	CHANGE		0	0	0	0	0	38 +	0	136 +	7 +	0	30 +	0	0	0
ELKINS PD		73	0	0	0	0	0	64	0	348	24	0	71	0	0	0
		72	0	0	0	0	0	26	0	212	17	0	41	0	0	0
	CHANGE		0	0	0	0	0	38 +	0	136 +	7 +	0	30 +	0	0	0
RITCHIE COUNTY	TOTAL	73	0	0	3	0	14	21	1	152	0	0	45	0	0	0
		72	0	0	0	0	11	42	1	174	0	0	75	0	0	0
	CHANGE		0	0	3 +	0	3 +	21 -	0	22 -	0	0	30 -	0	0	0
	RURAL	73	0	0	3	0	14	21	1	152	0	0	45	0	0	0
		72	0	0	0	0	11	42	1	174	0	0	75	0	0	0
	CHANGE		0	0	3 +	0	3 +	21 -	0	22 -	0	0	30 -	0	0	0
	SHERIFF	73	0	0	0	0	0	1	1	0	0	0	0	0	0	0
		72	0	0	0	0	0	4	0	12	0	0	8	0	0	0
	CHANGE		0	0	0	0	0	3 -	1 +	12 -	0	0	8 -	0	0	0
	STATE POLICE	73	0	0	3	0	14	20	0	152	0	0	45	0	0	0
		72	0	0	0	0	11	38	1	162	0	0	67	0	0	0
	CHANGE		0	0	3 +	0	3 +	18 -	1 -	10 -	0	0	22 -	0	0	0

PAGE 53

PART II ARRESTS BY CHARGE AND AGENCY TYPE

			JUVENILE	ADULTS	GRAND TOTAL	OTHER ASSAULTS	ARSON	FORGERY	FRAUD	EMBEZZLE	STOLEN PROPERTY	VANDAL	ILLEGAL WEAPONS
	MUNICIPAL	73	0	0	0	0	0	0	0	0	0	0	0
		72	0	0	0	0	0	0	0	0	0	0	0
	CHANGE		0	0	0	0							
PENNSBORO PD		73	0	0	0	0	0	0	0	0	0	0	0
		72	0	0	0	0	0	0	0	0	0	0	0
	CHANGE		0	0	0	0							
ROANE COUNTY	TOTAL	73	25	614	639	25	0	11	2	0	0	1	7
		72	41	456	497	19	0	13	1	0	1	1	1
	CHANGE		16 -	158 +	142 +	6 +	0	2 -	1 +	0	1 -	0	6 +
	RURAL	73	20	301	321	21	0	10	2	0	0	1	5
		72	31	190	221	8	0	13	1	0	0	1	1
	CHANGE		11 -	111 +	100 +	13 +	0	3 -	1 +	0	0	0	4 +
	SHERIFF	73	7	105	112	15	0	0	1	0	0	0	1
		72	3	11	14	0	0	1	0	0	0	0	0
	CHANGE		4 +	94 +	98 +	15 +	0	1 -	1 +	0	0	0	1 +
	STATE POLICE	73	13	196	209	6	0	10	1	0	0	1	4
		72	28	179	207	8	0	12	1	0	0	1	1
	CHANGE		15 -	17 +	2 +	2 -	0	2 -	0	0	0	0	3 +
	MUNICIPAL	73	5	313	318	4	0	1	0	0	0	0	2
		72	10	266	276	11	0	0	0	0	1	0	0
	CHANGE		5 -	47 +	42 +	7 -	0	1 +	0	0	1 -	0	2 +
SPENCER PD		73	5	313	318	4	0	1	0	0	0	0	2
		72	10	266	276	11	0	0	0	0	1	0	0
	CHANGE		5 -	47 +	42 +	7 -	0	1 +	0	0	1 -	0	2 +
SUMMERS COUNTY	TOTAL	73	17	808	825	8	0	2	0	0	2	1	1
		72	14	814	828	10	0	0	1	0	0	2	11
	CHANGE		3 +	6 -	3 -	2 -	0	2 +	1 -	0	2 +	1 -	10 -
	RURAL	73	14	200	214	8	0	0	0	0	2	1	0
		72	10	241	251	3	0	0	1	0	0	1	8
	CHANGE		4 +	41 -	37 -	5 +	0	0	1 -	0	2 +	0	8 -
	SHERIFF	73	0	0	0	0	0	0	0	0	0	0	0
		72	0	0	0	0	0	0	0	0	0	0	0
	CHANGE		0	0	0	0							
	STATE POLICE	73	14	200	214	8	0	0	0	0	2	1	0
		72	10	241	251	3	0	0	1	0	0	1	8
	CHANGE		4 +	41 -	37 -	5 +	0	0	1 -	0	2 +	0	8 -
	MUNICIPAL	73	3	608	611	0	0	2	0	0	0	0	1
		72	4	573	577	7	0	0	0	0	0	1	3
	CHANGE		1 -	35 +	34 +	7 -	0	2 +	0	0	0	1 -	2 -

PAGE 54

PART II ARRESTS BY CHARGE AND AGENCY TYPE

			COML VICE	SEX OFFENSES	NARCOTIC AND DRUG	GAMBLING	FAMILY OFFENSES	DRIVING UND INFL	LIQUOR LAWS	DRUNK-ENNESS	DISORD CONDUCT	VAGRANCY	OTHER OFFENSES	SUSPICION	CURFEW LOITER	RUN-AWAYS
	MUNICIPAL	73		0	0	0	0	0	0	0	0	0	0	0	0	0
		72		0	0	0	0	0	0	0	0	0	0	0	0	0
	CHANGE			0	0	0	0	0	0	0	0	0	0	0	0	0
PENNSBORO PD		73		0	0	0	0	0	0	0	0	0	0	0	0	0
		72		0	0	0	0	0	0	0	0	0	0	0	0	0
	CHANGE			0	0	0	0	0	0	0	0	0	0	0	0	0
ROANE COUNTY	TOTAL	73		0	2	2	0	8	59	0	406	1	1	109	0	0	5
		72		0	0	5	0	7	47	1	311	3	0	80	0	0	7
	CHANGE			0	2 +	3 -	0	1 +	12 +	1 -	95 +	2 -	1 +	29 +	0	0	2 -
	RURAL	73		0	1	1	0	5	25	0	166	0	0	79	0	0	5
		72		0	0	0	0	4	23	1	90	1	0	74	0	0	4
	CHANGE			0	1 +	1 +	0	1 +	2 +	1 -	76 +	1 -	0	5 +	0	0	1 +
	SHERIFF	73		0	0	0	0	4	10	0	78	0	0	1	0	0	2
		72		0	0	0	0	1	0	0	9	0	0	2	0	0	1
	CHANGE			0	0	0	0	3 +	10 +	0	69 +	0	0	1 -	0	0	1 +
	STATE POLICE	73		0	1	1	0	1	15	0	88	0	0	78	0	0	3
		72		0	0	0	0	3	23	1	81	1	0	72	0	0	3
	CHANGE			0	1 +	1 +	0	2 -	8 -	1 -	7 +	1 -	0	6 +	0	0	0
	MUNICIPAL	73		0	1	1	0	3	34	0	240	1	1	30	0	0	0
		72		0	0	5	0	3	24	0	221	2	0	6	0	0	3
	CHANGE			0	1 +	4 -	0	0	10 +	0	19 +	1 -	1 +	24 +	0	0	3 -
SPENCER PD		73		0	1	1	0	3	34	0	240	1	1	30	0	0	0
		72		0	0	5	0	3	24	0	221	2	0	6	0	0	3
	CHANGE			0	1 +	4 -	0	0	10 +	0	19 +	1 -	1 +	24 +	0	0	3 -
SUMMERS COUNTY	TOTAL	73		0	0	0	3	0	43	1	664	19	0	79	0	0	2
		72		0	0	0	1	0	29	0	637	36	5	90	0	0	6
	CHANGE			0	0	0	2 +	0	14 +	1 +	27 +	17 -	5 -	11 -	0	0	4 -
	RURAL	73		0	0	0	3	0	19	1	116	0	0	62	0	0	2
		72		0	0	0	1	0	16	0	173	0	3	41	0	0	4
	CHANGE			0	0	0	2 +	0	3 +	1 +	57 -	0	3 -	21 +	0	0	2 -
	SHERIFF	73		0	0	0	0	0	0	0	0	0	0	0	0	0	0
		72		0	0	0	0	0	0	0	0	0	0	0	0	0	0
	CHANGE			0	0	0	0	0	0	0	0	0	0	0	0	0	0
	STATE POLICE	73		0	0	0	3	0	19	1	116	0	0	62	0	0	2
		72		0	0	0	1	0	16	0	173	0	3	41	0	0	4
	CHANGE			0	0	0	2 +	0	3 +	1 +	57 -	0	3 -	21 +	0	0	2 -
	MUNICIPAL	73		0	0	0	0	0	24	0	548	19	0	17	0	0	0
		72		0	0	0	0	0	13	0	464	36	2	49	0	0	2
	CHANGE			0	0	0	0	0	11 +	0	84 +	17 -	2 -	32 -	0	0	2 -

PAGE 55

PART II ARRESTS BY CHARGE AND AGENCY TYPE

			JUVENILE	ADULTS	GRAND TOTAL	OTHER ASSAULTS	ARSON	FORGERY	FRAUD	EMBEZZLE	STOLEN PROPERTY	VANDAL	ILLEGAL WEAPONS
HINTON PD		73	3	608	611	0	0	2	0	0	0	0	1
		72	4	573	577	7	0	0	0	0	0	1	3
	CHANGE		1 -	35 +	34 +	7 -	0	2 +	0	0	0	1 -	2 -
TAYLOR COUNTY	TOTAL	73	19	376	395	20	0	3	82	1	0	1	4
		72	36	366	402	35	0	2	68	7	0	2	6
	CHANGE		17 -	10 +	7 -	15 -	0	1 +	14 +	6 -	0	1 -	2 -
	RURAL	73	8	231	239	20	0	3	82	1	0	1	4
		72	25	239	264	35	0	2	68	7	0	2	6
	CHANGE		17 -	8 -	25 -	15 -	0	1 +	14 +	6 -	0	1 -	2 -
	SHERIFF	73	7	130	137	20	0	3	5	1	0	0	2
		72	23	137	160	31	0	0	1	7	0	0	4
	CHANGE		16 -	7 -	23 -	11 -	0	3 +	4 +	6 -	0	0	2 -
	STATE POLICE	73	1	101	102	0	0	0	77	0	0	1	2
		72	2	102	104	4	0	2	67	0	0	2	2
	CHANGE		1 -	1 -	2 -	4 -	0	2 -	10 +	0	0	1 -	0
	MUNICIPAL	73	11	145	156	0	0	0	0	0	0	0	0
		72	11	127	138	0	0	0	0	0	0	0	0
	CHANGE		0	18 +	18 +	0	0	0	0	0	0	0	0
GRAFTON PD		73	11	145	156	0	0	0	0	0	0	0	0
		72	11	127	138	0	0	0	0	0	0	0	0
	CHANGE		0	18 +	18 +	0	0	0	0	0	0	0	0
TUCKER COUNTY	TOTAL	73	18	183	201	27	0	1	28	1	0	11	1
		72	11	263	274	24	0	0	13	0	0	8	2
	CHANGE		7 +	80 -	73 -	3 +	0	1 +	15 +	1 +	0	3 +	1 -
	RURAL	73	12	142	154	24	0	1	28	1	0	11	1
		72	10	183	193	23	0	0	13	0	0	6	1
	CHANGE		2 +	41 -	39 -	1 +	0	1 +	15 +	1 +	0	5 +	0
	SHERIFF	73	2	19	21	1	0	0	0	1	0	0	0
		72	1	25	26	3	0	0	0	0	0	0	0
	CHANGE		1 +	6 -	5 -	2 -	0	0	0	1 +	0	0	0
	STATE POLICE	73	10	123	133	23	0	1	28	0	0	11	1
		72	9	158	167	20	0	0	13	0	0	6	1
	CHANGE		1 +	35 -	34 -	3 +	0	1 +	15 +	0	0	5 +	0
	MUNICIPAL	73	6	41	47	3	0	0	0	0	0	0	0
		72	1	80	81	1	0	0	0	0	0	2	1
	CHANGE		5 +	39 -	34 -	2 +	0	0	0	0	0	2 -	1 -
PARSONS PD		73	0	17	17	0	0	0	0	0	0	0	0
		72	1	37	38	0	0	0	0	0	0	0	0
	CHANGE		1 -	20 -	21 -	0	0	0	0	0	0	0	0

PAGE 56

PART II ARRESTS BY CHARGE AND AGENCY TYPE

			COML VICE	SEX OFFENSES	NARCOTIC AND DRUG	GAMBLING	FAMILY OFFENSES	DRIVING UND INFL	LIQUOR LAWS	DRUNK-ENNESS	DISORD CONDUCT	VAGRANCY	OTHER OFFENSES	SUSPICION	CURFEW LOITER	RUN-AWAYS
HINTON PD		73	0	0	0	0	0	24	0	548	19	0	17	0	0	0
		72	0	0	0	0	0	13	0	464	36	2	49	0	0	2
	CHANGE		0	0	0	0	0	11 +	0	84 +	17 -	2 -	32 -	0	0	2 -
TAYLOR COUNTY	TOTAL	73	0	0	0	1	12	19	0	194	15	2	30	0	8	3
		72	0	0	3	0	10	12	5	154	32	5	38	0	11	12
	CHANGE		0	0	3 -	1 +	2 +	7 +	5 -	40 +	17 -	3 -	8 -	0	3 -	9 -
	RURAL	73	0	0	0	1	12	17	0	67	7	0	20	0	1	3
		72	0	0	3	0	10	12	5	72	7	0	19	0	4	12
	CHANGE		0	0	3 -	1 +	2 +	5 +	5 -	5 -	0	0	1 +	0	3 -	9 -
	SHERIFF	73	0	0	0	1	11	13	0	51	7	0	19	0	1	3
		72	0	0	3	0	2	9	5	62	7	0	13	0	4	12
	CHANGE		0	0	3 -	1 +	9 +	4 +	5 -	11 -	0	0	6 +	0	3 -	9 -
	STATE POLICE	73	0	0	0	0	1	4	0	16	0	0	1	0	0	0
		72	0	0	0	0	8	3	0	10	0	0	6	0	0	0
	CHANGE		0	0	0	0	7 -	1 +	0	6 +	0	0	5 -	0	0	0
	MUNICIPAL	73	0	0	0	0	0	2	0	127	8	2	10	0	7	0
		72	0	0	0	0	0	0	0	82	25	5	19	0	7	0
	CHANGE		0	0	0	0	0	2 +	0	45 +	17 -	3 -	9 -	0	0	0
GRAFTON PD		73	0	0	0	0	0	2	0	127	8	2	10	0	7	0
		72	0	0	0	0	0	0	0	82	25	5	19	0	7	0
	CHANGE		0	0	0	0	0	2 +	0	45 +	17 -	3 -	9 -	0	0	0
TUCKER COUNTY	TOTAL	73	0	0	11	0	1	32	2	47	3	0	31	0	0	5
		72	0	0	0	1	15	31	4	108	9	0	54	0	0	5
	CHANGE		0	0	11 +	1 -	14 -	1 +	2 -	61 -	6 -	0	23 -	0	0	0
	RURAL	73	0	0	11	0	1	21	1	27	1	0	25	0	0	1
		72	0	0	0	1	15	19	2	60	0	0	48	0	0	5
	CHANGE		0	0	11 +	1 -	14 -	2 +	1 -	33 -	1 +	0	23 -	0	0	4 -
	SHERIFF	73	0	0	0	0	1	0	0	5	1	0	12	0	0	0
		72	0	0	0	0	8	0	0	5	0	0	10	0	0	0
	CHANGE		0	0	0	0	7 -	0	0	0	1 +	0	2 +	0	0	0
	STATE POLICE	73	0	0	11	0	0	21	1	22	0	0	13	0	0	1
		72	0	0	0	1	7	19	2	55	0	0	38	0	0	5
	CHANGE		0	0	11 +	1 -	7 -	2 +	1 -	33 -	0	0	25 -	0	0	4 -
	MUNICIPAL	73	0	0	0	0	0	11	1	20	2	0	6	0	0	4
		72	0	0	0	0	0	12	2	48	9	0	6	0	0	0
	CHANGE		0	0	0	0	0	1 -	1 -	28 -	7 -	0	0	0	0	4 +
PARSONS PD		73	0	0	0	0	0	6	0	8	1	0	2	0	0	0
		72	0	0	0	0	0	9	0	24	1	0	4	0	0	0
	CHANGE		0	0	0	0	0	3 -	0	16 -	0	0	2 -	0	0	0

PAGE 57

PART II ARRESTS BY CHARGE AND AGENCY TYPE

			JUVENILE	ADULTS	GRAND TOTAL	OTHER ASSAULTS	ARSON	FORGERY	FRAUD	EMBEZZLE	STOLEN PROPERTY	VANDAL	ILLEGAL WEAPONS
THOMAS PD		73	6	24	30	3	0	0	0	0	0	0	0
		72	0	43	43	1	0	0	0	0	0	2	1
	CHANGE		6 +	19 -	13 -	2 +	0	0	0	0	0	2 -	1 -
TYLER COUNTY	TOTAL	73	9	163	172	12	0	1	8	0	0	0	1
		72	14	120	134	13	0	3	11	0	0	3	1
	CHANGE		5 -	43 +	38 +	1 -	0	2 -	3 -	0	0	3 -	0
	RURAL	73	7	55	62	12	0	1	8	0	0	0	1
		72	3	65	68	13	0	3	11	0	0	1	1
	CHANGE		4 +	10 -	6 -	1 -	0	2 -	3 -	0	0	1 -	0
	SHERIFF	73	0	3	3	0	0	0	0	0	0	0	1
		72	0	0	0	0	0	0	0	0	0	0	0
	CHANGE		0	3 +	3 +	0	0	0	0	0	0	0	1 +
	STATE POLICE	73	7	52	59	12	0	1	8	0	0	0	0
		72	3	65	68	13	0	3	11	0	0	1	1
	CHANGE		4 +	13 -	9 -	1 -	0	2 -	3 -	0	0	1 -	1 -
	MUNICIPAL	73	2	108	110	0	0	0	0	0	0	0	0
		72	11	55	66	0	0	0	0	0	0	2	0
	CHANGE		9 -	53 +	44 +	0	0	0	0	0	0	2 -	0
PADEN CITY PD		73	0	91	91	0	0	0	0	0	0	0	0
		72	0	42	42	0	0	0	0	0	0	0	0
	CHANGE		0	49 +	49 +	0	0	0	0	0	0	0	0
SISTERSVILLE PD		73	2	17	19	0	0	0	0	0	0	0	0
		72	11	10	21	0	0	0	0	0	0	2	0
	CHANGE		9 -	7 +	2 -	0	0	0	0	0	0	2 -	0
MIDDLEBOURNE PD		73	0	0	0	0	0	0	0	0	0	0	0
		72	0	3	3	0	0	0	0	0	0	0	0
	CHANGE		0	3 -	3 -	0	0	0	0	0	0	0	0
UPSHUR COUNTY	TOTAL	73	28	721	749	53	0	1	20	0	0	10	7
		72	30	505	535	37	0	3	11	0	1	6	4
	CHANGE		2 -	216 +	214 +	16 +	0	2 -	9 +	0	1 -	4 +	3 +
	RURAL	73	20	535	555	52	0	1	20	0	0	10	7
		72	25	355	380	36	0	3	11	0	1	6	4
	CHANGE		5 -	180 +	175 +	16 +	0	2 -	9 +	0	1 -	4 +	3 +
	SHERIFF	73	1	275	276	19	0	0	0	0	0	0	0
		72	6	36	42	1	0	0	0	0	0	1	0
	CHANGE		5 -	239 +	234 +	18 +	0	0	0	0	0	1 -	0
	STATE POLICE	73	19	260	279	33	0	1	20	0	0	10	7
		72	19	319	338	35	0	3	11	0	1	5	4
	CHANGE		0	59 -	59 -	2 -	0	2 -	9 +	0	1 -	5 +	3 +

PAGE 59

PART II ARRESTS BY CHARGE AND AGENCY TYPE

			JUVENILE	ADULTS	GRAND TOTAL	OTHER ASSAULTS	ARSON	FORGERY	FRAUD	EMBEZZLE	STOLEN PROPERTY	VANDAL	ILLEGAL WEAPONS
	MUNICIPAL	73	8	186	194	1	0	0	0	0	0	0	0
		72	5	150	155	1	0	0	0	0	0	0	0
	CHANGE		3 +	36 +	39 +	0	0	0	0	0	0	0	0
BUCKHANNON PD		73	8	186	194	1	0	0	0	0	0	0	0
		72	5	150	155	1	0	0	0	0	0	0	0
	CHANGE		3 +	36 +	39 +	0	0	0	0	0	0	0	0
WAYNE COUNTY	TOTAL	73	79	1026	1105	8	1	0	1	2	0	3	7
		72	52	968	1020	20	6	0	1	0	4	3	8
	CHANGE		27 +	58 +	85 +	11 -	5 -	0	0	2 +	4 -	0	1 -
	RURAL	73	77	649	726	7	0	0	1	2	0	3	7
		72	35	551	586	18	6	0	0	0	4	1	8
	CHANGE		42 +	98 +	140 +	11 -	6 -	0	1 +	2 +	4 -	2 +	1 -
	SHERIFF	73	46	384	430	2	0	0	0	1	0	2	2
		72	11	167	178	0	2	0	0	0	2	1	0
	CHANGE		35 +	217 +	252 +	2 +	2 -	0	0	1 +	2 -	1 +	2 +
	STATE POLICE	73	31	265	296	5	0	0	1	1	0	1	5
		72	24	384	408	18	4	0	0	0	2	0	8
	CHANGE		7 +	119 -	112 -	13 -	4 -	0	1 +	1 +	2 -	1 +	3 -
	MUNICIPAL	73	2	377	379	2	1	0	0	0	0	0	0
		72	17	417	434	2	0	0	1	0	0	2	0
	CHANGE		15 -	40 -	55 -	0	1 +	0	1 -	0	0	2 -	0
CERFDO PD		73	2	132	134	2	1	0	0	0	0	0	0
		72	17	86	103	2	0	0	0	0	0	2	0
	CHANGE		15 -	46 +	31 +	0	1 +	0	0	0	0	2 -	0
KENOVA PD		73	0	228	228	0	0	0	0	0	0	0	0
		72	0	309	309	0	0	0	1	0	0	0	0
	CHANGE		0	81 -	81 -	0	0	0	1 -	0	0	0	0
WAYNE PD		73	0	0	0	0	0	0	0	0	0	0	0
		72	0	0	0	0	0	0	0	0	0	0	0
	CHANGE		0	0	0	0	0	0	0	0	0	0	0
FORT GAY PD		73	0	17	17	0	0	0	0	0	0	0	0
		72	0	22	22	0	0	0	0	0	0	0	0
	CHANGE		0	5 -	5 -	0	0	0	0	0	0	0	0
WEBSTER COUNTY	TOTAL	73	36	399	435	31	0	0	17	0	0	4	4
		72	16	289	305	18	1	1	5	0	0	7	3
	CHANGE		20 +	110 +	130 +	13 +	1 -	1 -	12 +	0	0	3 -	1 +
	RURAL	73	35	289	324	31	0	0	17	0	0	4	4
		72	14	166	180	18	1	1	5	0	0	7	3
	CHANGE		21 +	123 +	144 +	13 +	1 -	1 -	12 +	0	0	3 -	1 +

PAGE 58

PART II ARRESTS BY CHARGE AND AGENCY TYPE

			COML VICE	SEX OFFENSES	NARCOTIC AND DRUG	GAMBLING	FAMILY OFFENSES	DRIVING UND INFL	LIQUOR LAWS	DRUNK-ENNESS	DISORD CONDUCT	VAGRANCY	OTHER OFFENSES	SUSPICION	CURFEW LOITER	RUN-AWAYS
THOMAS PD		73	0	0	0	0	0	5	1	12	1	0	4	0	0	4
		72	0	0	0	0	0	3	2	24	8	0	2	0	0	0
	CHANGE		0	0	0	0	0	2 +	1 -	12 -	7 -	0	2 +	0	0	4 +
TYLER COUNTY	TOTAL	73	0	1	4	0	2	15	1	88	33	0	2	0	1	3
		72	0	1	0	0	2	15	0	49	15	0	12	0	6	3
	CHANGE		0	0	4 +	0	0	0	1 +	39 +	18 +	0	10 -	0	5 -	0
	RURAL	73	0	1	4	0	2	9	1	20	0	0	0	0	0	3
		72	0	1	0	0	2	13	0	16	0	0	6	0	0	1
	CHANGE		0	0	4 +	0	0	4 -	1 +	4 +	0	0	6 -	0	0	2 +
	SHERIFF	73	0	1	0	0	0	0	0	1	0	0	0	0	0	0
		72	0	0	0	0	0	0	0	0	0	0	0	0	0	0
	CHANGE		0	1 +	0	0	0	0	0	1 +	0	0	0	0	0	0
	STATE POLICE	73	0	0	4	0	2	9	1	19	0	0	0	0	6	3
		72	0	1	0	0	2	13	0	16	0	0	6	0	0	1
	CHANGE		0	1 -	4 +	0	0	4 -	1 +	3 +	0	0	6 -	0	0	2 +
	MUNICIPAL	73	0	0	0	0	0	6	0	68	33	0	2	0	1	0
		72	0	0	0	0	0	2	0	33	15	0	6	0	6	2
	CHANGE		0	0	0	0	0	4 +	0	35 +	18 +	0	4 -	0	5 -	2 -
PADEN CITY PD		73	0	0	0	0	0	4	0	54	33	0	0	0	0	0
		72	0	0	0	0	0	1	0	25	13	0	3	0	0	0
	CHANGE		0	0	0	0	0	3 +	0	29 +	20 +	0	3 -	0	0	0
SISTERSVILLE PD		73	0	0	0	0	0	2	0	14	0	0	2	0	1	0
		72	0	0	0	0	0	1	0	5	2	0	3	0	6	2
	CHANGE		0	0	0	0	0	1 +	0	9 +	2 -	0	1 -	0	5 -	2 -
MIDDLEBOURNE PD		73	0	0	0	0	0	0	0	0	0	0	0	0	0	0
		72	0	0	0	0	0	0	0	3	0	0	0	0	0	0
	CHANGE		0	0	0	0	0	0	0	3 -	0	0	0	0	0	0
UPSHUR COUNTY	TOTAL	73	0	0	11	0	3	60	8	278	5	0	265	0	0	3
		72	0	4	5	0	5	125	1	269	8	1	53	0	0	2
	CHANGE		0	4 -	6 +	0	2 -	40 -	7 +	9 +	3 -	1 -	212 +	0	0	1 +
	RURAL	73	0	0	11	0	2	73	8	106	0	0	262	0	0	3
		72	0	4	5	0	5	114	1	135	0	0	53	0	0	2
	CHANGE		0	4 -	6 +	0	3 -	41 -	7 +	29 -	0	0	209 +	0	0	1 +
	SHERIFF	73	0	0	0	0	0	6	0	35	0	0	216	0	0	0
		72	0	0	0	0	0	13	0	15	0	0	11	0	0	1
	CHANGE		0	0	0	0	0	7 -	0	20 +	0	0	205 +	0	0	1 -
	STATE POLICE	73	0	0	11	0	2	67	8	71	0	0	46	0	0	3
		72	0	4	5	0	5	101	1	120	0	0	42	0	0	1
	CHANGE		0	4 -	6 +	0	3 -	34 -	7 +	49 -	0	0	4 +	0	0	2 +

PAGE 60

PART II ARRESTS BY CHARGE AND AGENCY TYPE

			COML VICE	SEX OFFENSES	NARCOTIC AND DRUG	GAMBLING	FAMILY OFFENSES	DRIVING UND INFL	LIQUOR LAWS	DRUNK-ENNESS	DISORD CONDUCT	VAGRANCY	OTHER OFFENSES	SUSPICION	CURFEW LOITER	RUN-AWAYS
	MUNICIPAL	73	0	0	0	0	1	12	0	172	5	0	3	0	0	0
		72	0	0	0	0	0	11	0	134	8	1	0	0	0	0
	CHANGE		0	0	0	0	1 +	1 +	0	38 +	3 -	1 -	3 +	0	0	0
BUCKHANNON PD		73	0	0	0	0	1	12	0	172	5	0	3	0	0	0
		72	0	0	0	0	0	11	0	134	8	1	0	0	0	0
	CHANGE		0	0	0	0	1 +	1 +	0	38 +	3 -	1 -	3 +	0	0	0
WAYNE COUNTY	TOTAL	73	0	3	3	8	25	45	1	896	18	0	63	0	0	20
		72	0	1	6	0	5	73	17	815	8	0	38	0	0	15
	CHANGE		0	2 +	3 -	8 +	20 +	28 -	16 -	81 +	10 +	0	25 +	0	0	5 +
	RURAL	73	0	3	3	8	24	42	1	569	0	0	36	0	0	20
		72	0	1	2	0	3	44	17	443	0	0	25	0	0	14
	CHANGE		0	2 +	1 +	8 +	21 +	2 -	16 -	126 +	0	0	11 +	0	0	6 +
	SHERIFF	73	0	0	2	0	22	11	1	372	0	0	0	0	0	15
		72	0	1	0	0	0	10	1	156	0	0	0	0	0	5
	CHANGE		0	1 -	2 +	0	22 +	1 +	0	216 +	0	0	0	0	0	10 +
	STATE POLICE	73	0	3	1	8	2	31	0	197	0	0	36	0	0	5
		72	0	0	2	0	3	34	16	287	0	0	25	0	0	9
	CHANGE		0	3 +	1 -	8 +	1 -	3 -	16 -	90 -	0	0	11 +	0	0	4 -
	MUNICIPAL	73	0	0	0	0	1	3	0	327	18	0	27	0	0	0
		72	0	0	4	0	2	29	0	372	8	0	13	0	0	1
	CHANGE		0	0	4 -	0	1 -	26 -	0	45 -	10 +	0	14 +	0	0	1 -
CERFDO PD		73	0	0	0	0	1	1	0	101	3	0	25	0	0	0
		72	0	0	4	0	2	2	0	79	7	0	4	0	0	1
	CHANGE		0	0	4 -	0	1 -	1 -	0	22 +	4 -	0	21 +	0	0	1 -
KENOVA PD		73	0	0	0	0	0	2	0	210	15	0	1	0	0	0
		72	0	0	0	0	0	27	0	280	1	0	0	0	0	0
	CHANGE		0	0	0	0	0	25 -	0	70 -	14 +	0	1 +	0	0	0
WAYNE PD		73	0	0	0	0	0	0	0	0	0	0	0	0	0	0
		72	0	0	0	0	0	0	0	0	0	0	0	0	0	0
	CHANGE		0	0	0	0	0	0	0	0	0	0	0	0	0	0
FORT GAY PD		73	0	0	0	0	0	0	0	16	0	0	1	0	0	0
		72	0	0	0	0	0	0	0	13	0	0	9	0	0	0
	CHANGE		0	0	0	0	0	0	0	3 +	0	0	8 -	0	0	0
WEBSTER COUNTY	TOTAL	73	0	0	6	0	16	11	0	231	7	2	80	0	0	26
		72	0	1	15	0	19	22	1	176	8	2	22	0	1	3
	CHANGE		0	1 -	9 -	0	3 -	11 -	1 -	55 +	1 -	0	58 +	0	1 -	23 +
	RURAL	73	0	0	6	0	16	11	0	120	7	2	80	0	0	26
		72	0	1	15	0	19	16	1	59	6	2	22	0	1	3
	CHANGE		0	1 -	9 -	0	3 -	5 -	1 -	61 +	1 +	0	58 +	0	1 -	23 +

PAGE 61

PART II ARRESTS BY CHARGE AND AGENCY TYPE

			JUVENILE	ADULTS	GRAND TOTAL	OTHER ASSAULTS	ARSON	FORGERY	FRAUD	EMBEZZLE	STOLEN PROPERTY	VANDAL	ILLEGAL WEAPONS
	SHERIFF	73	22	83	105	0	0	0	0	0	0	0	0
		72	1	13	14	0	0	0	0	0	0	0	0
	CHANGE		21 +	70 +	91 +	0	0	0	0	0	0	0	0
	STATE POLICE	73	13	206	219	31	0	0	17	0	0	4	4
		72	13	153	166	18	1	1	5	0	0	7	3
	CHANGE		0	53 +	53 +	13 +	1 -	1 -	12 +	0	0	3 -	1 +
	MUNICIPAL	73	1	110	111	0	0	0	0	0	0	0	0
		72	2	123	125	0	0	0	0	0	0	0	0
	CHANGE		1 -	13 -	14 -	0	0	0	0	0	0	0	0
WEBSTER SPRINGS PD		73	1	110	111	0	0	0	0	0	0	0	0
		72	2	123	125	0	0	0	0	0	0	0	0
	CHANGE		1 -	13 -	14 -	0	0	0	0	0	0	0	0
COWEN PD		73	0	0	0	0	0	0	0	0	0	0	0
		72	0	0	0	0	0	0	0	0	0	0	0
	CHANGE		0	0	0	0	0	0	0	0	0	0	0
WETZEL COUNTY	TOTAL	73	43	331	374	2	3	2	71	0	3	0	6
		72	82	293	375	12	6	5	37	1	1	12	2
	CHANGE		39 -	38 +	1 -	10 -	3 -	3 -	34 +	1 -	2 +	12 -	4 +
	RURAL	73	9	209	218	2	3	1	71	0	0	0	6
		72	19	155	174	12	4	5	37	1	1	0	2
	CHANGE		10 -	54 +	44 +	10 -	1 -	4 -	34 +	1 -	1 -	0	4 +
	SHERIFF	73	0	1	1	0	0	0	0	0	0	0	0
		72	6	11	17	2	0	0	0	1	0	0	0
	CHANGE		6 -	10 -	16 -	2 -	0	0	0	1 -	0	0	0
	STATE POLICE	73	9	208	217	2	3	1	71	0	0	0	6
		72	13	144	157	10	4	5	37	0	1	0	2
	CHANGE		4 -	64 +	60 +	8 -	1 -	4 +	34 +	0	1 -	0	4 +
	MUNICIPAL	73	34	122	156	0	0	1	0	0	3	0	0
		72	63	138	201	0	2	0	0	0	0	12	0
	CHANGE		29 -	16 -	45 -	0	2 -	1 +	0	0	3 +	12 -	0
HUNDRED PD		73	0	0	0	0	0	0	0	0	0	0	0
		72	0	4	4	0	0	0	0	0	0	0	0
	CHANGE		0	4 -	4 -	0	0	0	0	0	0	0	0
NEW MARTINSVILLE PD		73	34	122	156	0	0	1	0	0	3	0	0
		72	63	134	197	0	2	0	0	0	0	12	0
	CHANGE		29 -	12 -	41 -	0	2 -	1 +	0	0	3 +	12 -	0
PINE GROVE PD		73	0	0	0	0	0	0	0	0	0	0	0
		72	0	0	0	0	0	0	0	0	0	0	0
	CHANGE		0	0	0	0	0	0	0	0	0	0	0

PAGE 63

PART II ARRESTS BY CHARGE AND AGENCY TYPE

			JUVENILE	ADULTS	GRAND TOTAL	OTHER ASSAULTS	ARSON	FORGERY	FRAUD	EMBEZZLE	STOLEN PROPERTY	VANDAL	ILLEGAL WEAPONS
WIRT COUNTY	TOTAL	73	11	83	94	4	0	0	0	0	1	3	0
		72	8	126	134	2	0	0	37	0	0	2	0
	CHANGE		3 +	43 -	40 -	2 +	0	0	37 -	0	1 +	1 +	0
	RURAL	73	11	83	94	4	0	0	0	0	1	3	0
		72	8	126	134	2	0	0	37	0	0	2	0
	CHANGE		3 +	43 -	40 -	2 +	0	0	37 -	0	1 +	1 +	0
	SHERIFF	73	0	0	0	0	0	0	0	0	0	0	0
		72	0	0	0	0	0	0	0	0	0	0	0
	CHANGE		0	0	0	0	0	0	0	0	0	0	0
	STATE POLICE	73	11	83	94	4	0	0	0	0	1	3	0
		72	8	126	134	2	0	0	37	0	0	2	0
	CHANGE		3 +	43 -	40 -	2 +	0	0	37 -	0	1 +	1 +	0
WOOD COUNTY	TOTAL	73	179	2305	2484	125	3	8	16	0	4	24	21
		72	96	2343	2439	53	2	17	15	0	3	10	19
	CHANGE		83 +	38 -	45 +	72 +	1 +	9 -	1 +	0	1 +	14 +	2 +
	RURAL	73	57	624	681	23	2	3	5	0	2	3	5
		72	24	314	338	27	1	5	7	0	1	4	4
	CHANGE		33 +	310 +	343 +	4 -	1 +	2 -	2 -	0	1 +	1 -	1 +
	SHERIFF	73	36	332	368	13	0	3	4	0	2	3	3
		72	11	118	129	14	1	0	5	0	1	2	2
	CHANGE		25 +	214 +	239 +	1 -	1 -	3 +	1 -	0	1 +	1 +	1 +
	STATE POLICE	73	21	292	313	10	2	0	1	0	0	0	2
		72	13	196	209	13	0	5	2	0	0	2	2
	CHANGE		8 +	96 +	104 +	3 -	2 +	5 -	1 -	0	0	2 -	0
	MUNICIPAL	73	122	1681	1803	102	1	5	11	0	2	21	16
		72	72	2029	2101	26	1	12	8	0	2	6	15
	CHANGE		50 +	348 -	298 -	76 +	0	7 -	3 +	0	0	15 +	1 +
PARKERSBURG PD		73	57	1615	1712	101	0	5	11	0	2	21	16
		72	47	1974	2021	23	1	12	7	0	2	4	12
	CHANGE		50 +	359 -	309 -	78 +	1 -	7 -	4 +	0	0	17 +	4 +
VIENNA PD		73	15	46	61	0	1	0	0	0	0	0	0
		72	12	26	38	0	0	0	0	0	0	0	0
	CHANGE		3 +	20 +	23 +	0	1 +	0	0	0	0	0	0
WILLIAMSTOWN PD		73	10	20	30	1	0	0	0	0	0	0	0
		72	13	29	42	3	0	0	1	0	0	2	3
	CHANGE		3 -	9 -	12 -	2 -	0	0	1 -	0	0	2 -	3 -
WYOMING COUNTY	TOTAL	73	28	632	660	25	0	0	18	0	0	0	4
		72	31	544	575	38	0	4	12	0	7	0	1
	CHANGE		3 -	88 +	85 +	13 -	0	4 -	6 +	0	7 -	0	3 +

PAGE 62

PART II ARRESTS BY CHARGE AND AGENCY TYPE

			COML VICE	SEX OFFENSES	NARCOTIC AND DRUG	GAMBLING	FAMILY OFFENSES	DRIVING UND INFL	LIQUOR LAWS	DRUNK-ENNESS	DISORD CONDUCT	VAGRANCY	OTHER OFFENSES	SUSPICION	CURFEW LOITER	RUN-AWAYS
	SHERIFF	73	0	0	1	0	3	0	0	68	0	0	11	0	0	22
		72	0	0	1	0	1	1	0	10	1	0	0	0	0	0
	CHANGE		0	0	0	0	2 +	1 -	0	58 +	1 -	0	11 +	0	0	22 +
	STATE POLICE	73	0	0	5	0	13	11	0	52	7	2	69	0	0	4
		72	0	1	14	0	18	15	1	49	5	2	22	0	1	3
	CHANGE		0	1 -	9 -	0	5 -	4 -	1 -	3 +	2 +	0	47 +	0	1 -	1 +
	MUNICIPAL	73	0	0	0	0	0	0	0	111	0	0	0	0	0	0
		72	0	0	0	0	0	6	0	117	2	0	0	0	0	0
	CHANGE		0	0	0	0	0	6 -	0	6 -	2 -	0	0	0	0	0
WEBSTER SPRINGS PD		73	0	0	0	0	0	0	0	111	0	0	0	0	0	0
		72	0	0	0	0	0	6	0	117	2	0	0	0	0	0
	CHANGE		0	0	0	0	0	6 -	0	6 -	2 -	0	0	0	0	0
COWEN PD		73	0	0	0	0	0	0	0	0	0	0	0	0	0	0
		72	0	0	0	0	0	0	0	0	0	0	0	0	0	0
	CHANGE		0	0	0	0	0	0	0	0	0	0	0	0	0	0
WETZEL COUNTY	TOTAL	73	0	0	32	1	0	40	16	171	2	2	12	0	8	3
		72	0	1	3	0	1	33	2	169	10	4	33	0	21	22
	CHANGE		0	1 -	29 +	1 +	1 -	7 +	14 +	2 +	8 -	2 -	21 -	0	13 -	19 -
	RURAL	73	0	0	22	0	0	21	3	78	0	0	9	0	0	1
		72	0	1	1	0	1	17	2	68	0	0	10	0	0	12
	CHANGE		0	1 -	21 +	1 +	1 -	4 +	1 +	10 +	0	0	1 -	0	0	11 -
	SHERIFF	73	0	0	1	0	0	0	0	0	0	0	0	0	0	0
		72	0	0	0	0	0	0	0	9	0	0	0	0	0	0
	CHANGE		0	0	1 +	0	0	0	0	9 -	0	0	0	0	0	0
	STATE POLICE	73	0	0	21	1	0	21	3	78	0	0	9	0	0	1
		72	0	1	1	0	1	17	2	59	0	0	10	0	0	7
	CHANGE		0	1 -	20 +	1 +	1 -	4 +	1 +	19 +	0	0	1 -	0	0	6 -
	MUNICIPAL	73	0	0	10	0	0	19	13	93	2	2	3	0	8	2
		72	0	0	2	0	0	16	0	101	10	4	23	0	21	10
	CHANGE		0	0	8 +	0	0	3 +	13 +	8 -	8 -	2 -	20 -	0	13 -	8 -
HUNDRED PD		73	0	0	0	0	0	0	0	0	0	0	0	0	0	0
		72	0	0	0	0	0	0	0	4	0	0	0	0	0	0
	CHANGE		0	0	0	0	0	0	0	4 -	0	0	0	0	0	0
NEW MARTINSVILLE PD		73	0	0	10	0	0	19	13	93	2	2	3	0	8	2
		72	0	0	2	0	0	16	0	97	10	4	23	0	21	10
	CHANGE		0	0	8 +	0	0	3 +	13 +	4 -	8 -	2 -	20 -	0	13 -	8 -
PINE GROVE PD		73	0	0	0	0	0	0	0	0	0	0	0	0	0	0
		72	0	0	0	0	0	0	0	0	0	0	0	0	0	0
	CHANGE		0	0	0	0	0	0	0	0	0	0	0	0	0	0

PAGE 64

PART II ARRESTS BY CHARGE AND AGENCY TYPE

			COML VICE	SEX OFFENSES	NARCOTIC AND DRUG	GAMBLING	FAMILY OFFENSES	DRIVING UND INFL	LIQUOR LAWS	DRUNK-ENNESS	DISORD CONDUCT	VAGRANCY	OTHER OFFENSES	SUSPICION	CURFEW LOITER	RUN-AWAYS
WIRT COUNTY	TOTAL	73	0	0	2	0	1	10	0	37	0	0	31	0	0	-
		72	0	2	0	0	14	8	1	48	1	0	16	0	0	3
	CHANGE		0	2 -	2 +	0	13 -	2 +	1 -	11 -	1 -	0	15 +	0	0	2 +
	RURAL	73	0	0	2	0	1	10	0	37	0	0	31	0	0	5
		72	0	2	0	0	14	8	1	48	1	0	16	0	0	3
	CHANGE		0	2 -	2 +	0	13 -	2 +	1 -	11 -	1 -	0	15 +	0	0	2 +
	SHERIFF	73	0	0	0	0	0	0	0	0	0	0	0	0	0	0
		72	0	0	0	0	0	0	0	0	0	0	0	0	0	0
	CHANGE		0	0	0	0	0	0	0	0	0	0	0	0	0	0
	STATE POLICE	73	0	0	2	0	1	10	0	37	0	0	31	0	0	5
		72	0	2	0	0	14	8	1	48	1	0	16	0	0	3
	CHANGE		0	2 -	2 +	0	13 -	2 +	1 -	11 -	1 -	0	15 +	0	0	2 +
WOOD COUNTY	TOTAL	73	6	10	87	16	9	136	13	1545	26	5	357	0	7	66
		72	2	7	22	13	3	184	11	1746	15	5	274	0	5	33
	CHANGE		4 +	3 +	65 +	3 +	6 +	48 -	2 +	201 -	11 +	0	83 +	0	2 +	33 +
	RURAL	73	0	1	37	1	7	47	3	228	3	0	288	0	0	23
		72	0	2	7	0	3	47	0	145	1	1	73	0	1	9
	CHANGE		0	1 -	30 +	1 +	4 +	0	3 +	83 +	2 +	1 -	215 +	0	1 -	14 +
	SHERIFF	73	0	0	7	1	6	11	3	98	3	0	192	0	0	19
		72	0	2	7	0	3	11	0	51	1	0	23	0	0	6
	CHANGE		0	2 -	0	1 +	3 +	0	3 +	47 +	2 +	0	169 +	0	0	13 +
	STATE POLICE	73	0	1	30	1	1	36	0	130	0	0	96	0	0	4
		72	0	0	0	0	0	36	0	94	0	1	50	0	1	3
	CHANGE		0	1 +	30 +	0	1 +	0	0	36 +	0	1 -	46 +	0	1 -	1 +
	MUNICIPAL	73	6	9	50	15	2	89	10	1317	23	5	69	0	7	43
		72	2	5	15	13	0	137	11	1601	14	4	201	0	4	24
	CHANGE		4 +	4 +	35 +	2 +	2 +	48 -	1 -	284 -	9 +	1 +	132 -	0	3 +	19 +
PARKERSBURG PD		73	6	8	48	15	2	64	9	1293	15	5	61	0	0	30
		72	2	5	10	13	0	120	11	1577	12	4	195	0	0	11
	CHANGE		4 +	3 +	38 +	2 +	2 +	56 -	2 -	284 -	3 +	1 +	134 -	0	0	19 +
VIENNA PD		73	0	1	0	0	0	22	0	20	2	0	2	0	0	13
		72	0	0	4	0	0	10	0	11	0	0	2	0	0	11
	CHANGE		0	1 +	4 -	0	0	12 +	0	9 +	2 +	0	0	0	0	2 +
WILLIAMSTOWN PD		73	0	0	2	0	0	3	1	4	6	0	6	0	7	0
		72	0	0	1	0	0	7	0	13	2	0	4	0	4	2
	CHANGE		0	0	1 +	0	0	4 -	1 +	9 -	4 +	0	2 +	0	3 +	2 -
WYOMING COUNTY	TOTAL	73	0	0	1	14	2	18	1	413	25	0	136	0	0	3
		72	0	0	5	8	1	33	0	324	15	1	99	0	0	7
	CHANGE		0	0	4 -	6 +	1 +	15 -	1 +	89 +	10 -	1 -	37 +	0	0	4 -

PAGE 65

PART II ARRESTS BY CHARGE AND AGENCY TYPE

		JUVENILE	ADULTS	GRAND TOTAL	OTHER ASSAULTS	ARSON	FORGERY	FRAUD	EMBEZZLE	STOLEN PROPERTY	VANDAL	ILLEGAL WEAPONS
RURAL	73	19	337	356	8	0	0	18	0	0	0	1
	72	26	359	385	33	0	3	12	0	4	0	0
CHANGE		7 -	22 -	29 -	25 -	0	3 -	6 +	0	4 -	0	1 +
SHERIFF	73	16	223	239	0	0	0	0	0	0	0	1
	72	10	93	103	0	0	0	0	0	0	0	0
CHANGE		6 +	130 +	136 +	0	0	0	0	0	0	0	1 +
STATE POLICE	73	3	114	117	8	0	0	18	0	0	0	0
	72	16	266	282	33	0	3	12	0	4	0	0
CHANGE		13 -	152 -	165 -	25 -	0	3 -	6 +	0	4 -	0	0
MUNICIPAL	73	9	295	304	17	0	0	0	0	0	0	3
	72	5	185	190	5	0	1	0	0	3	0	1
CHANGE		4 +	110 +	114 +	12 +	0	1 -	0	0	3 -	0	2 +
MULLENS PD	73	0	0	0	0	0	0	0	0	0	0	0
	72	2	3	5	0	0	0	0	0	2	0	0
CHANGE		2 -	3 -	5 -	0	0	0	0	0	2 -	0	0
PINEVILLE PD	73	0	46	46	0	0	0	0	0	0	0	0
	72	0	55	55	0	0	0	0	0	0	0	0
CHANGE		0	9 -	9 -	0	0	0	0	0	0	0	0
OCEANA PD	73	9	249	258	17	0	0	0	0	0	0	3
	72	3	127	130	5	0	1	0	0	1	0	1
CHANGE		6 +	122 +	128 +	12 +	0	1 -	0	0	1 -	0	2 +

PAGE 66

PART II ARRESTS BY CHARGE AND AGENCY TYPE

		COML VICE	SEX OFFENSES	NARCOTIC AND DRUG	GAMBLING	FAMILY OFFENSES	DRIVING UND INFL	LIQUOR LAWS	DRUNK-ENNESS	DISORD CONDUCT	VAGRANCY	OTHER OFFENSES	SUSPICION	CURFEW LOITER	RUN-AWAYS
RURAL	73	0	0	0	13	2	10	0	179	19	0	103	0	0	3
	72	0	0	0	8	0	16	0	176	35	1	90	0	0	7
CHANGE		0	0	0	5 +	2 +	6 -	0	3 +	16 -	1 -	13 +	0	0	4 -
SHERIFF	73	0	0	0	0	0	2	0	152	0	0	82	0	0	2
	72	0	0	0	0	0	1	0	56	2	1	39	0	0	4
CHANGE		0	0	0	0	0	1 +	0	96 +	2 -	1 -	43 +	0	0	2 -
STATE POLICE	73	0	0	0	13	2	8	0	27	19	0	21	0	0	1
	72	0	0	0	8	0	15	0	120	33	0	51	0	0	3
CHANGE		0	0	0	5 +	2 +	7 -	0	93 -	14 -	0	30 -	0	0	2 -
MUNICIPAL	73	0	0	1	1	0	8	1	234	6	0	33	0	0	0
	72	0	0	5	0	1	17	0	148	0	0	9	0	0	0
CHANGE		0	0	4 -	1 +	1 -	9 -	1 +	86 +	6 +	0	24 +	0	0	0
MULLENS PD	73	0	0	0	0	0	0	0	0	0	0	0	0	0	0
	72	0	0	0	0	0	0	0	3	0	0	0	0	0	0
CHANGE		0	0	0	0	0	0	0	3 -	0	0	0	0	0	0
PINEVILLE PD	73	0	0	0	0	0	0	0	46	0	0	0	0	0	0
	72	0	0	0	0	0	0	0	55	0	0	0	0	0	0
CHANGE		0	0	0	0	0	0	0	9 -	0	0	0	0	0	0
OCEANA PD	73	0	0	1	1	0	8	1	188	6	0	33	0	0	0
	72	0	0	5	0	1	17	0	90	0	0	9	0	0	0
CHANGE		0	0	4 -	1 +	1 -	9 -	1 +	98 +	6 +	0	24 +	0	0	0

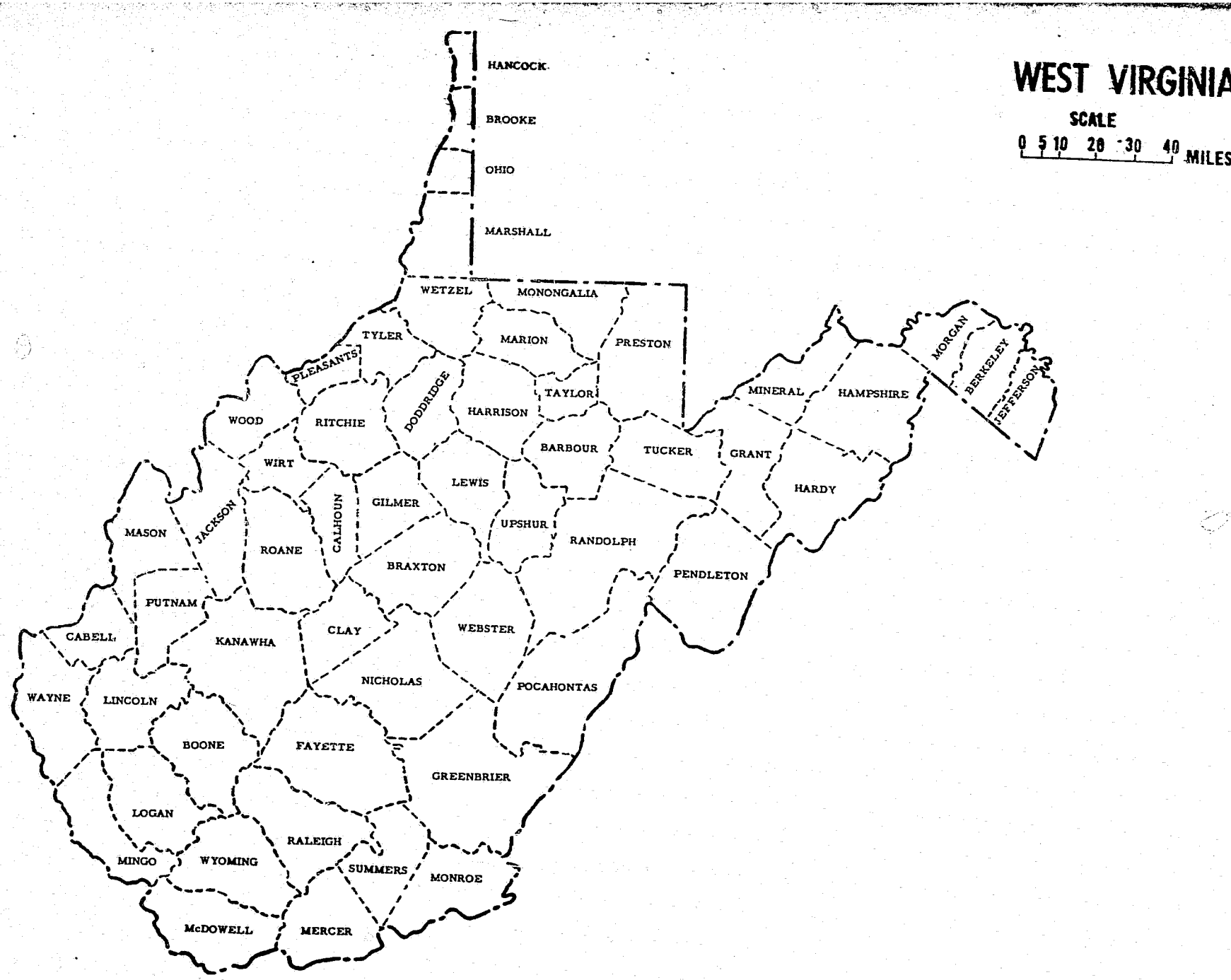
WEST VIRGINIA
SCALE
0 5 10 20 30 40 MILES
HANCOCK
BROOKE
OHIO
MARSHALL
WETZEL
MONONGALIA
TYLER
MARION
PRESTON
PLEASANTS
DODDRIDGE
HARRISON
TAYLOR
MINERAL
HAMPSHIRE
MORGAN
BERKELEY
JEFFERSON
WOOD
RITCHIE
BARBOUR
TUCKER
GRANT
WIRT
LEWIS
HARDY
GILMER
JACKSON
CALHOUN
UPSHUR
MASON
ROANE
RANDOLPH
BRAXTON
PENDLETON
PUTNAM
CABELL
KANAWHA
CLAY
WEBSTER
NICHOLAS
POCAHONTAS
WAYNE
LINCOLN
BOONE
FAYETTE
GREENBRIER
LOGAN
RALEIGH
MINGO
WYOMING
SUMMERS
MONROE
McDOWELL
MERCER

END