

ANNUAL REPORT

KANSAS CITY, MISSOURI POLICE DEPARTMENT

1991

136454

U.S. Department of Justice
National Institute of Justice

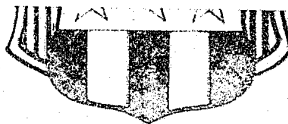
This document has been reproduced exactly as received from the person or organization originating it. Points of view or opinions stated in this document are those of the authors and do not necessarily represent the official position or policies of the National Institute of Justice.

Permission to reproduce this copyrighted material has been granted by

Kansas City, Missouri
Police Department

to the National Criminal Justice Reference Service (NCJRS).

Further reproduction outside of the NCJRS system requires permission of the copyright owner.





136454



Kansas City, Missouri Police Department



1991 Annual Report




Steven C. Bishop
Chief of Police

136454

Table of Contents

In Memoriam.....	2
Organizational Structure.....	3
Board of Police Commissioners.....	4
Chief's Letter of Transmittal.....	5
Executive Staff.....	6
1991 Highlights.....	7
1991 Award Recipients.....	14
Patrol Divisions and Police Facilities.....	16
Called-For Services Responses.....	17
Offenses Known To The Police.....	18
Arrests Made By Age.....	19
Traffic Summary.....	20
Special Event Summary.....	21
Financial Summary.....	22
Grant Projects.....	23
Law Enforcement Salary Schedule/ Length of Service By Rank.....	24
Civilian Salary Schedule.....	25



NCJRS

MAY 4 1992

ACQUISITIONS

Credits

Narrative and Layout by:

Mrs. Paula Lasswell, Public Affairs Section

Statistical Summary by:

Mr. Richard Johnson, Administrative Analysis Unit
Officer James Groves, Traffic Division

Graphic Illustration by:

Mrs. Cathy Williams, Printing and Publications Section

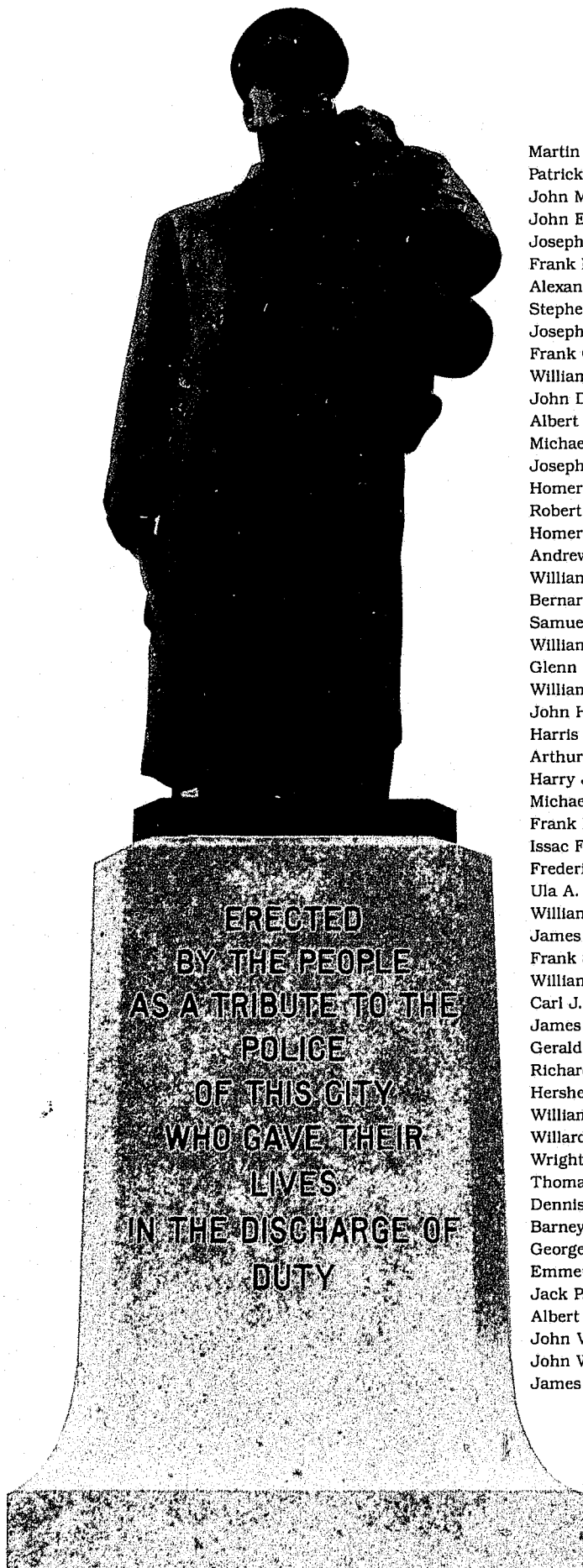
Photographs by:

Sergeant Steven W. Wright,
Officer Stephen C. Warlen,
Mr. John J. Falk,
Regional Crime Laboratory

Printed by:

Printing and Publications Section, Mr. Wayne L. Bosler III, Supervisor

In Memoriam



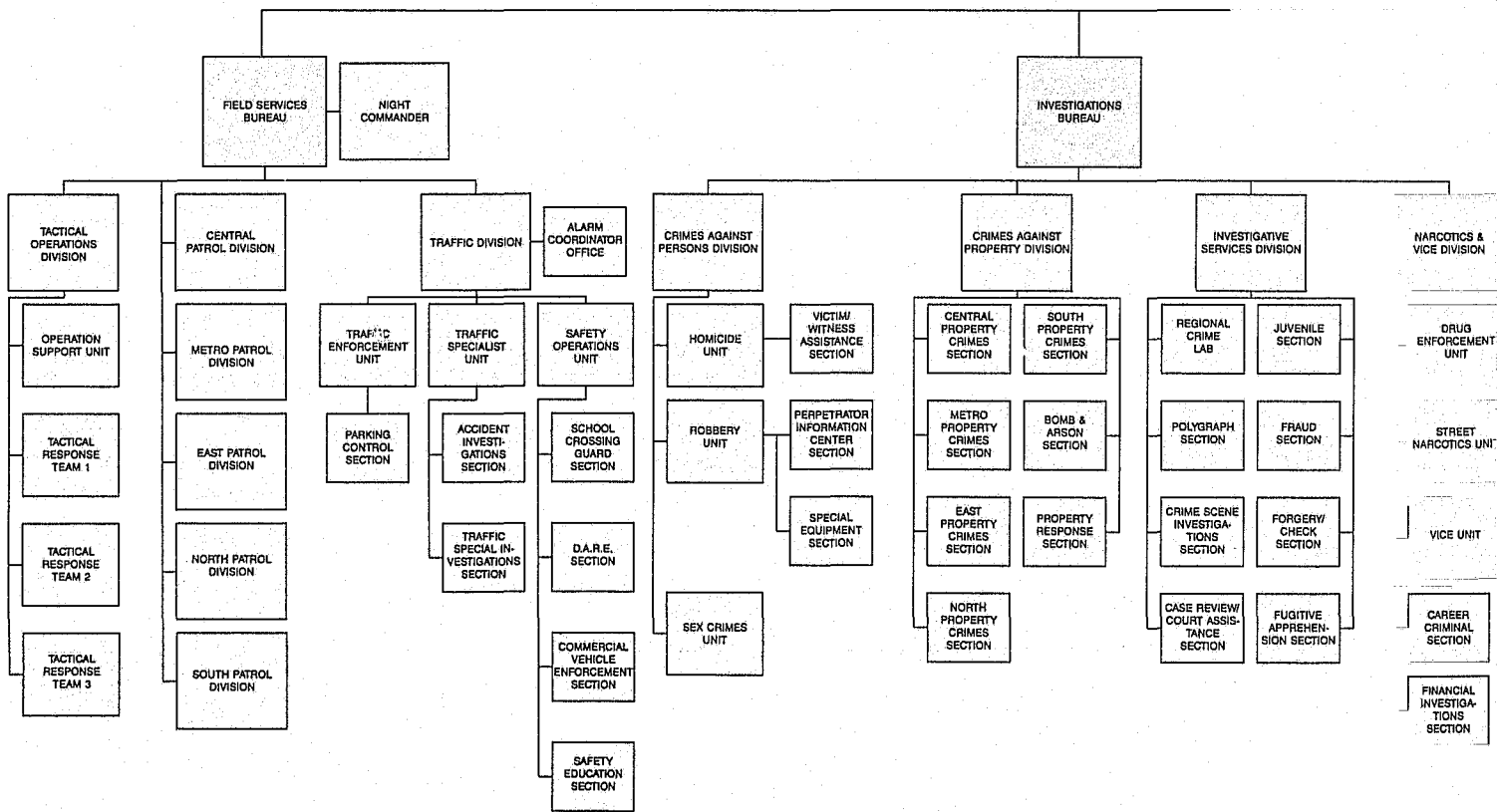
Martin Hynes	1881	Ralph Hinds	1929
Patrick Jones	1882	George R. Johnson	1929
John Martin	1892	Charles H. Dingman Jr.	1929
John E. Jacobson	1897	Oliver P. Carpenter	1932
Joseph A. Zannella	1901	Richard E. Fitzgerald	1933
Frank McNamara	1902	Leroy Van Meter	1933
Alexander R. McKinney	1903	William J. Grooms	1933
Stephen O. Flanagan	1903	Frank E. Hermanson	1933
Joseph P. Keenan	1903	Morris Bigus	1933
Frank C. McGinnis	1904	Eric O. Bjorkback	1933
William P. Mulvihill	1905	John Ruffolo	1934
John Dwyer	1906	William E. Wood	1934
Albert O. Dolbow	1908	Grant V. Schroder	1934
Michael P. Mullane	1908	Frank Franano	1935
Joseph Raimo	1911	Frank Stevens	1936
Homer Darling	1911	William T. Cavanaugh	1936
Robert L. Marshall	1912	Lawrence K. Morrison	1937
Homer Riggle	1913	Thomas McAuliffe	1937
Andrew Lynch	1913	Henry Shippe	1938
William F. Koger	1913	Ralph R. Miller	1941
Bernard McKernan	1914	Arthur J. Morris	1942
Samuel K. Holmes	1914	Melvon L. Huff	1945
William Hauserman	1915	James H. Owens	1947
Glenn Marshall	1916	Floyd H. Montgomery	1948
William A. Spangler	1916	Charles H. Perrine	1948
John Houlehan	1916	William S. Wells	1948
Harris W. West	1917	Charles W. Neaves	1948
Arthur M. Dorsett	1917	Sandy W. Washington	1948
Harry J. Keating	1918	Robert D. Edmunds	1949
Michael Y. Sayeg	1918	Clyde W. Harrison	1951
Frank Mansfield	1918	Mike Pearson	1954
Issac Fenno	1919	William Kenner	1955
Frederick F. Tierney	1919	Richard Reeves	1957
Ula A. McMahan	1920	Kieffer C. Burris	1960
William H. Scobee	1920	Herbert E. Bybee	1960
James H. Horn	1920	Bennie A. Hudson	1960
Frank S. Archer	1920	Arthur J. Marti	1961
William C. Bayne	1921	Richard L. Chatburn	1962
Carl J. Bickett	1921	Hugh L. Butler	1968
James N. Brink	1921	Marion R. Bowman	1968
Gerald L. Fackert	1921	George E. Lanigan	1968
Richard P. McDonald	1922	Larry D. Oliver	1968
Hershel M. Wyatt	1923	David C. Woodson	1968
William C. Zinn	1923	Ronald D. Yoakum	1968
Willard L. Ferguson	1923	James W. Glenn	1969
Wright D. Bryant	1923	Richard D. Bird	1969
Thomas J. Wilson	1923	John E. Dacy	1969
Dennis J. Whalen	1924	Robert W. Evans	1971
Barney Jasper	1924	Russell D. Mestdagh	1975
George E. Lawson Jr.	1924	Charles C. Massey Jr.	1975
Emmett C. Barnes	1924	Warren G. Jackman	1976
Jack P. Wilcox	1924	Douglas A. Perry	1978
Albert B. Cummings	1925	John J. O'Sullivan	1978
John V. Kincaid	1926	David J. Inlow	1980
John W. Letter	1926	Phillip A. Miller	1983
James H. Smith	1928	Robert M. Watts	1990

GOV

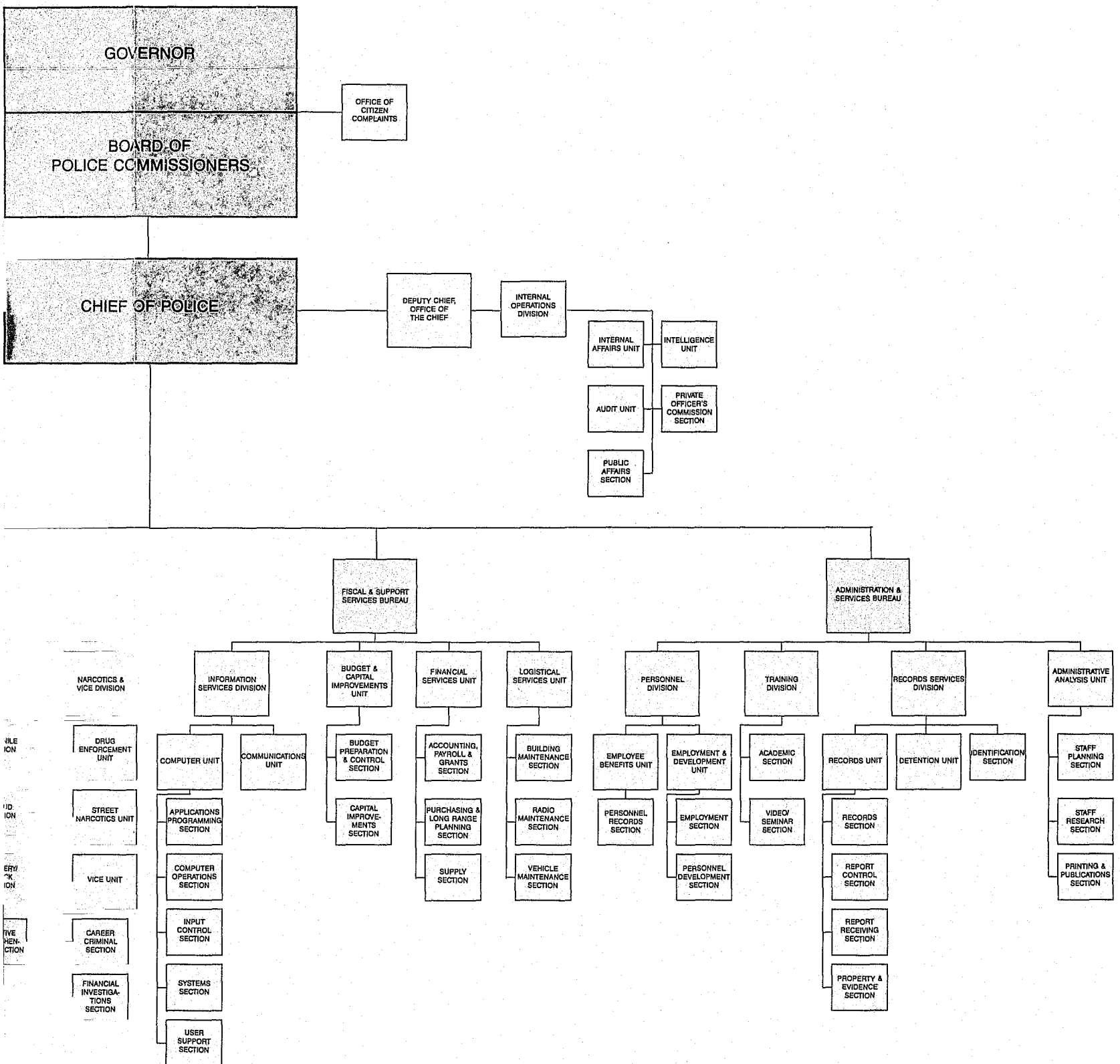
BO
POLICE CO

LEGAL ADVISOR

CHIEF



Organizational Structure



Board of Police Commissioners



WILLIAM RAY PRICE, JR.
President



BAILUS M. TATE
Vice President



JACQUELINE L. PAUL
Treasurer



JOHN A. DILLINGHAM
Member



**MAYOR
EMANUEL CLEAVER II**
Ex-Officio Member



CATHY DEAN
Secretary-Attorney

The Board of Police Commissioners, as mandated by the Missouri State Statute, is charged with the responsibility of providing police service to the residents of Kansas City, Missouri. The Governor of Missouri, with consent of the state senate, appoints four citizens to serve on the Board of Police Commissioners. Those citizens represent a cross-section of the community, working in various capacities and showing an active interest in the welfare of the citizens they serve.

The commissioners serve four-year terms with one member's term expiring each year. By virtue of his elected office, the Mayor of Kansas City serves as the fifth member of the Board. The Secretary/Attorney, appointed by the Board, acts as legal consultant and handles administrative matters for the Board.

The Board has exclusive management and control of the police department. The concept is unique to the state of Missouri, and is utilized only in the cities of St. Louis and Kansas City.

State control of the Kansas City, Missouri Police Department has existed since the formation of the department in 1874, with the exception of a seven-year "home rule" period in the 1930's. This particular organizational structure has insured that citizens will be provided honest and efficient police service.

Responsibilities of the Board include appointing a Chief of Police, secretary to the Board, police surgeons, police physicians, attorneys, chaplains, and consultants. The Board also hears appeals to disciplinary action when the action consists of a suspension of 15 days or more.

Also under the authority of the Board is the Office of Citizens Complaints. The Office of Citizens Complaints processes complaints from citizens regarding alleged misconduct by department members.

The current members of the Board are: President William Price, who is a partner in the law firm of Lathrop, Norquist, and Miller; Vice-President Bailus Tate, who is Director of Employee Compensation at Kansas City Power and Light; Treasurer Jacqueline Paul, who is Operations Manager for Blue Cross/Blue Shield of Kansas City; Commissioner John Dillingham, who is Senior Vice-President for Garney Companies; Secretary/Attorney Cathy Dean, who is a partner in the law firm of Polsinelli, White, Vardeman, and Shalton; and Mayor Emanuel Cleaver II.

Chief's Letter of Transmittal

Commissioners:

1991 has been a year of change for our department. Kansas City, Missouri has not been immune to the problems that have confronted many police agencies throughout the nation. Increasing demands for police service, coupled with economic trends that are recessionary have forced us to do more with less.

Examples of how our department is meeting the challenge of change can be found throughout this Annual Report and through an examination of three programs where we have taken an especially aggressive position: domestic violence; impaired drivers; and bias crime reporting.

In 1991 the recidivism rate for those arrested for domestic violence dropped to 8.7% from the 1990 rate of 14.7%. We attribute that reduction to the Domestic Violence Mandatory Arrest Policy that our department developed and implemented January 1, 1989. Before arrests became mandatory, victims were being left virtually helpless in volatile domestic situations. In 1988, the year before the mandatory arrest policy went into effect, officers averaged 6 domestic violence arrests per day. In 1991, that figure rose to 19.



Making our streets safer from impaired drivers is another area where progress has been made. In June we formed the D.U.I. Section with 3 officers and a sergeant. Their job is to reduce the amount of time a patrol officer is out-of-service processing D.U.I. arrests. These officers, during the last six months of 1991, processed 1,190 arrests, issued close to 1,700 traffic tickets, and made almost 200 warrant arrests. Overall the department has realized a 23% increase in D.U.I. arrests while allowing patrol officers to devote more time to answering 9-1-1 calls.

Bias Crime reporting was something new for 1991. We know that many crimes are motivated by prejudice and wanted to start keeping a record of those crimes. The more information we have, the better we are able to help the community at addressing this problem and implementing prevention techniques.

Citizen safety and officer survival continue to be our priorities. We have taken steps in both areas by making arrests, identifying problems, and giving officers more options when confronting dangerous situations.

In 1991, officers were issued "Capstun," a spray propellant derived from an organic extract of cayenne pepper, which temporarily incapacitates combative people. The wooden nightsticks that have been carried for years were replaced with a plastic, state-of-the-art PR24 Baton.

In spite of the roadblocks we face concerning finances and manpower, we are making a difference. The credit for that belongs to the men and women of this department who are committed to keeping our city a safe place to work and live.




Steven C. Bishop
Chief of Police

Executive Staff



DALE CLOSE
Legal Advisor



Deputy Chief
JAMES A. REYNOLDS




Deputy Chief
THOMAS O. MILLS



Deputy Chief
ALFRED LOMAX



Deputy Chief
FLOYD BARTCH



Deputy Chief
MICHAEL BOYLE

The five deputy chiefs are responsible for their respective bureaus within the department as well as representing the chief when necessary.

The Legal Advisor handles all legal issues and questions concerning the department. He handles inquiries from officers and gives legal opinions dealing with administrative and personnel matters. Dale Close was promoted to that position in 1991.

As Executive Officer to the Chief of Police, Deputy Chief James A. Reynolds was put in command of the Internal Affairs Unit, Intelligence Unit, Audit Unit, Private Officers Commission Section and Public Affairs Section.

The Field Services Bureau, commanded by Deputy Chief Thomas O. Mills, is the largest bureau within the department and is comprised of five patrol divisions and the Traffic and Tactical Operations Divisions. The bureau is responsible for ensuring that those laws and policies established by local, state, and federal governments are enforced to provide a safe and peaceful environment for the citizens of Kansas City. Once again, field officers worked diligently to meet the challenge of our community's rising need for police service.

The Bureau Commander of the Investigations Bureau is Deputy Chief Alfred Lomax. The bureau includes the Crimes Against Persons Division, the Crimes Against Property Division, the Investigative Services Division, and Narcotics and Vice Division. This bureau is responsible for conducting investigations and dealing with criminal offenses so that the offenders are identified, apprehended, and prosecuted.

The Fiscal and Support Services Bureau, under the command of Deputy Chief Floyd Bartch, is responsible for budget preparation, long range planning, grant administration, and maintenance of buildings and equipment. The bureau is made up of the Information Services Division, the Communications Unit, Budget and Capital Improvements Unit, Financial Services Unit, and Logistical Services Unit.

The Administration and Services Bureau, under the command of Deputy Chief Michael Boyle, reviews all matters related to hiring, training, promotion, and other personnel matters. It also conducts research and analysis of all programs and policies of the department. The Administration and Services Bureau is made up of the Personnel Division, Training Division, Records Services Division, and Administrative Analysis Unit.


The mission of the Kansas City, Missouri Police Department has been and will always be the maintenance of peace, the reduction of crime, protection of lives and property, and professional service to the citizens of our community.

We continually analyze our impact on crime in the community, recognize changes in the community, tailor our strategies to meet those changes, and include the citizens as a vital part of our mission.

These goals are the cortex of our organization. But, meeting the needs and expectations of our employees and the community requires work and commitment. It requires our employees dedicating themselves to certain values and relying on those values to serve the community to the best of their ability.

The 1991 Strategic Plan, on which this annual report is based, puts in print previously unwritten beliefs and sets priorities to which the Kansas City, Missouri Police Department pledges itself.

We value human life and dignity above all else.




Our number one value is human life. With that as a priority, a Use of Force Task Force made up of police representatives, last year began studying less than lethal alternatives officers could use when facing a combative suspect. In 1991, the department implemented some of those Task Force recommendations.

Besides equipment changes, the Task Force looked at the training officers received. Harmony in a World of Difference, a diversity awareness program, became an integral part of in-service training. The course focused on better communications, stress reduction, and human relations.

Another training technique was developed for officers who had received several citizens com-

The department tests the product Capstun by actually spraying it in the face of an officer.



plaints against them. Those officers were required to attend a seminar in which law enforcement instructors coached them on ways of communicating more effectively and developing a better appreciation for the differences among people. The intensive training session helped officers recognize these differences and deal with them in a sensitive manner.

The Task Force also designed a committee that continues to monitor training and other recommendations to make sure the changing needs of the department and community are met. That includes being up to date on various police tactics and equipment.

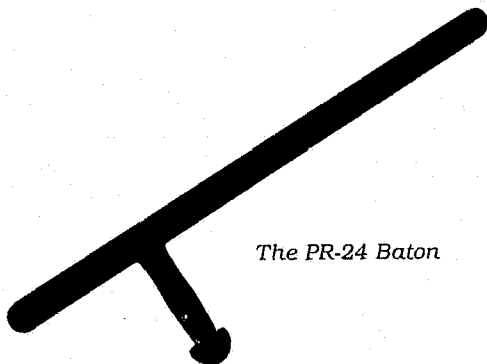
For example: Capstun, a propellant spray derived from an organic extract of cayenne pepper, was recommended by various other agencies as a substitute for mace. Capstun was shown to immediately incapacitate suspects, even those using drugs or alcohol, with no long-term after-effects. Two of our officers volunteered to be sprayed in order to verify those reports. They fell to the ground,

experienced shortness of breath and suffered a burning sensation in the eyes as expected. They recovered shortly thereafter. After the successful testing, Capstun was distributed department-wide.

Another important piece of non-lethal, effective equipment introduced to the department was the PR-24 Baton. The Task Force recommended the non-breakable plastic baton as a replacement for the wooden nightstick because it is easier to handle and offers more versatility to the officer. Training sessions were held throughout the year in order to teach officers ways to maneuver the new baton.



The department's physical trainer demonstrates one maneuver using the PR-24 Baton.




The PR-24 Baton

We believe integrity is the basis for community trust.

We are equipping ourselves with new and innovative equipment, but must also equip ourselves mentally with the highest moral and ethical standards. We are honest and truthful as well as consistent in our beliefs and actions. In order to develop young people's relationships with police officers a new program was developed in 1991 to target kids. With the cooperation of the Metropolitan Chiefs and Sheriffs Association, the Kansas

City Royals Baseball team, and Kansas City Life Insurance Company, a collectors baseball card program was developed. Officers belonging to various



1991 Series

law enforcement agencies, including the Kansas City, Missouri Police Department handed out cards to eager youngsters while on patrol. Twenty-six different cards were printed displaying the players' pictures and vital statistics, coupled with cartoons depicting various safety tips. Those safety tips touched on choices involving seatbelts, guns, gangs, and cigarettes. Sgt. Hardie Smith was the staff artist that brought the illustrations to life.



This officer hands out baseball cards to youngsters while on patrol.

The program not only gave kids safety advice but acted as an incentive for children to talk to police officers and become their friends. Metro-wide, officers handed out over two million cards.

Another program geared to giving young people role models and a sense of self-worth is D.A.R.E. (Drug Abuse Resistance Education). Eight D.A.R.E. officers continue to teach impressionable youngsters how, and why, they should say no to drugs. Since October 8, 1990, D.A.R.E. officers have reached about 5,775 fifth graders in Kansas City, Missouri. Schools included were the Hickman


Mills, North Kansas City, Kansas City, Missouri, and Parkhill School Districts. The officers visit the same fifth grade classrooms once a week for the 17-week course, acting as role models, helping build the children's self-esteem, and enhancing young people's experiences with law enforcement officers.

In addition to the fifth graders, the D.A.R.E. officers spread their drug-free message to approximately 6,000 kindergarten through fourth graders. The officers visited with the younger children a couple of times during the semester.

During the summer D.A.R.E. officers talked with hundreds of children by working with the Jackson Co. Juvenile Court, Parks and Recreation, boys and girls clubs, the YMCA, and two church camps.



Fifth grade students and their D.A.R.E. officer pose outside the Chester A. Franklin Elementary School for a picture.



Occupational Health Services randomly tests a K.C.M.O. police officer for drug usage.


Through programs like these outside the department and internal efforts like the Drug Testing Program, we depict the philosophy that integrity is the basis for community trust. We do not tolerate drug abuse in the community and will not within the department. Each weekday during 1991, employees were chosen at random by a computer to participate in the drug testing program. All department members were tested at least once throughout the year.

We believe that we are accountable to each other and to the citizens we serve, who are the source of our authority.

As public servants, police officers are naturally expected to act as role models for the community. Their behavior is tightly scrutinized by citizens and should be. We communicate openly and honestly among ourselves and with the community, through neighborhood meetings, radio, television, newspaper interviews, and departmental forums.

The Mike Murphy Show on KCMO radio is one example of how we use the media to respond to questions from the community. Chief Steven Bishop, Media spokesman Sgt. Gregory Mills, and other police representatives have sat in the hot

A department spokesman answers questions from citizens calling the Mike Murphy radio show.



seat on the talk show, reacting to concerns about crime, police procedures, and personal situations.

We respond to community concerns through the media, but that's not all. Our community interaction officers and crime prevention officers are constantly talking with neighborhood groups and developing programs to

meet the needs of the citizens. One such program spread throughout the city out of the growing concern by parents about their children. Several abductions of young girls sparked a fear that raged through the community. Parents wanted assurance that their children could safely walk to and from school or the bus stop. Police naturally could not make that promise, but could show those families how to help themselves. With the help of citizens, a man was charged with the crimes and parents began supporting even more programs aimed at protecting our youth.



Children know that they can find help at a home that displays a McGruff sign.

North Patrol was the first to establish one such program called the McGruff House. Children knew that a home where a McGruff sign was displayed was a home where they could find help. Through the P.T.A., parents volunteered to be McGruff House sponsors. They received instruction from police personnel and were checked through the computer system for any signs that they might not be suitable for the program.

We work with citizens in developing these types of programs and give them a first-hand account of what kinds of crime prevention and crime fighting techniques the department is using through a monthly television show called Behind the Badge.

The program is developed and produced solely by police personnel. It deals with real life situations and gives citizens an accurate account of what's going on with their police department. Topics on seatbelts, D.U.I. checkpoints, 9-1-1, gangs, crime, police career opportunities, child abuse, street safety, and domestic violence have all been explored and broadcast.

The show helps to develop the public's



Camera operators focus in on their shots and give time cues to the host.

appreciation for what police officers go through on the job and also lets viewers know what they can do to help their local police in the war against crime. The programs are taped at a local cable television studio and are shown on the community access and city channels.

Behind the Badge is one of very few shows in the country that deals with police issues and is produced by a police department.

Department volunteers who had little or no experience with television production, were trained by the technical staff of the cable affiliate on a variety of equipment so that they would be solely responsible for the content and production of the show.


The concept has proven successful. In addition to being broadcast, the show has aided many officers in making community presentations and educating citizens on a variety of police-related issues.

Behind the Badge volunteers work diligently in the control room as an in-studio interview is being taped.




We believe that cooperation and teamwork will enable us to combine our diverse backgrounds, skills, and styles to achieve common goals.

We are accountable to the citizens, but we must also rely on their help.



Billboards supported by the Kansas City Crime Commission and the Ad Hoc Group Against Crime garner community concern and support to work with police to end the violence.



We look to groups like the Ad Hoc Group Against Crime and the Kansas City Crime Commission for help in solving cases and preventing crime. Once a month, police commanders share information with Ad Hoc members concerning crime trends, drug activity, and police procedures. They

in turn help spread the word when a suspect has not been caught, notify police when they suspect illegal activity in their neighborhood, and take an interest in educating and supporting young people in the community. In addition, the grass roots organization operates a telephone hotline in which people with details about a crime can call anonymously with that information. Ad Hoc offers various rewards for information leading to an arrest in the case. The Kansas City Crime Commission does much the same thing, in that it offers rewards of up to \$1,000 for similar information coming through its hotline. Both hotlines are important aids to the department, since many people feel uncomfortable in calling the police department. The hotlines receive thousands of calls a year.

We seek the help and cooperation of those in the community but also seek the assistance of decision makers who also have an impact on crime. Throughout the year, the department worked with senators and state representatives who labored to gain passage of four police-related bills. They dealt with pay legislation, retirement system, DNA profiling, and D.U.I. penalties. Pay and pension revisions benefitted the department and community by giving potential recruits an added incentive to become police officers and rewarding veteran officers for a job well done. The D.N.A. bill allows blood samples to be kept on file, much like fingerprints are, and gives officers an extra means of identifying a suspect in criminal cases. A change in the D.U.I. law will also give a boost to law enforcement by changing the revocation laws. Instead of a .13 blood alcohol content, the state may revoke a person's license if they have a .10 blood alcohol content. We could not have accomplished these strides for the department, the community, and the state without the cooperation of others.



Law enforcement and political representatives stand by as the Governor signs several police related bills into law.


Law enforcement, politicians, and the community came together this year to try to come to grips with the crime problem in Missouri. Attorney General William Webster, U.S. Attorney Jean Paul Bradshaw, KCMO Police Chief Steven Bishop, along with other local leaders who belong to the Governor's Crime Commission, took a first-hand look at the problem and heard what citizens had to say about crime in their neighborhoods. The forum was designed to take concerns and possible solutions back to the statehouse for consideration.



State and local leaders address concerned citizens about crime in the city and listen to their ideas and possible solutions to the problem.

Cooperation between law enforcement agencies brought a first to Kansas City and perhaps the nation. Kansas City, Missouri Police teamed up with the Missouri Highway Patrol to conduct a D.U.I. checkpoint on a major interstate. For several hours on a Saturday night, both agencies worked together in getting drunk drivers off the road. Alone, neither organization could have successfully executed the mammoth job. But together, all I-435 drivers southbound were thoroughly checked for signs of alcohol. Drivers that officers believed might be under the influence were first given a field sobriety test which included a balance stand, heel-to-toe walk, and horizontal gaze nystagmus test. If they failed those tests, drivers were escorted to the M.O.S.T. (Mobile Operational Sobriety Testing) vehicle for a breathalyzer. Together, the agencies made eighteen D.U.I. arrests during the operation.

In addition, the Commercial Vehicle Enforcement Section took advantage of the blocked interstate. Those officers checked trucks and other commercial vehicles for a variety of possible violations including, faulty brakes, malfunctioning signal lights, and cracked wheels.




For the first time in Kansas City's history, the Kansas City, Missouri Police Department and Highway Patrol team up to conduct a D.U.I. checkpoint on a major interstate.

We strive for personal and professional excellence and look to recruit and hire the best people.

We work well as a team but must always look to ourselves to make sure we are fulfilling our highest potential. Throughout the year, our recruiting staff attended various job fairs, colleges, and special events trying to lure the best candidates to the department. They also tried something new in 1991. For the first time, recruiting booths targeted people frequenting the shopping malls. A police recruiter manned the booth and gave passers-bys first-hand information on what requirements and benefits came with the job. Between July and November, about 100 people signed up as potential police officers. The idea proved beneficial and also targeted a different audience than was captured at the schools.

The Regional Police Academy also changed facilities in 1991, providing a better atmosphere and additional space more conducive to learning and practical applications. Pioneer Community College is now home to the academy. The move was part of the department's goals to seek adequate resources, whether it be staffing, facilities, equipment, training, salaries, or benefits.

Recruits began using a nearby park for running exercises and the Video Seminar Section



Recruiters give out information at a local shopping mall. Targeting people at the shopping centers proved successful to the department's recruiting efforts.


expanded its facilities by adding a video storage room and a small interview area.

The academy increased its dedicated space by several thousand square feet, which made the location more appealing. The new location gave the academy opportunities to hold more functions, teleconference meetings, specialized training, and department ceremonies. The college knocked out walls for added classroom space and designed a workout room, for officers only, complete with weights and mats.



Recruits make their daily run as a part of the training academy's dedication to physical fitness.


Another added resource was the department's new physical fitness room. As part of the sixth floor renovation project, an exercise room complete with stationary bicycles, a rowing machine, a stairstepper, treadmills, and weight machines were put into the construction plans. Good physical fitness is a goal most everyone shares, but one for which police officers must strive. The way in which an officer does his/her job, many times depends on his/her health and agility. We strive to develop ourselves to our fullest potential, be



Many department members use the treadmill and weights to stay in compliance with the department's wellness program. The wellness program dictates that officers must maintain a certain weight in relation to their height. Officers have until May, 1992 to meet the standard.


it through exercise, training seminars, or peer support. Facilities that allow that growth to occur are essential. The sixth floor renovation encompassed not only the exercise room, but additional office space, and a board room/conference room.

To relieve stress and stay in good physical condition, department members take advantage of the stairstepper.




1991 Award Recipients

Medal of Valor



P.O. Robert Evans	1971
P.O. Gary Blackman	1972
P.O. Ralph Duffendack	1973
Capt. Kenneth Cox	1974
P.O. Thomas Gaugh	1975
P.O. Russell Mestdagh	1975
P.O. Warren Jackman	1976
P.O. Freddie Arbuckle	1977
Det. Warren Miller	1977
P.O. Charles Owen	1978
Sgt. John Paul	1978
P.O. Howard Taylor	1979
Capt. Steven Niebur	1980
Sgt. James Head	1980
P.O. David Inlow	1980
Sgt. Phillip Russell	1983
P.O. Phillip Miller	1983
Sgt. Michael Coughlin	1985
P.O. Larry Brennaman	1985
P.O. Michael Brown	1986
P.O. Paul Weatherford	1986
P.O. William Wranich	1987
P.O. Alexander Cruz	1987
P.O. Robert Mesa	1989
P.O. Christine Laughlin	1989
Reserve P.O. Robert Irvin	1990



P.O. Kevin O'Sullivan
1991



Medal of Valor



Distinguished Service Award



Certificate of Commendation



Meritorious Service Award



Special Unit Citation



Good Conduct Award



Tenure Award



Life Saving Award

Distinguished Service Medal

Sgt. Gerald Gardner
Sgt. Cecil Gillogly
P.O. Peter Aretakis
P.O. Lawrence Cook
P.O. David Denney
P.O. William Martin, Jr.
P.O. David Velasquez
P.O. Robert Walker

Meritorious Service Award

Deputy Chief James Reynolds
Maj. William Hudson
Capt. Wilson Goss
Sgt. Thomas Allen
Sgt. Jo Brooks
Sgt. Robert Kun
Sgt. Greg Mills
Sgt. Edward Mulloy
Sgt. George Roberts
Sgt. Hardie Smith
Det. Barbara Baker
Det. Randy Hopkins
Det. Kenneth Riddell
Det. James Sola
P.O. William Aguirre
P.O. Paul Clark
P.O. Fred Farris
P.O. Leigh Farris
P.O. Thomas Mahoney
P.O. Dana Mauzy
P.O. Fred Phillips
P.O. Bryan Price
P.O. James Reynolds
P.O. Diane Soligo
P.O. Phillip Stockard
Civ. Sup. Charles Presley
Civ. Paul Richardson
Aux. Officer Paula Nickle
Field Training Officer Task Force
Special Olympic Run Task Force
Use of Force Task Force

Special Unit Citation

Behind the Badge Productions
D.A.R.E. Section
Financial Investigations Section
Hostage Negotiation Team
Reserve Unit
Sixth Floor Renovation Task Force

Certificate of Commendation

Capt. Richard Burnett
Sgt. Richard Curtin
Sgt. Michael Sola
Sgt. Harrell Hockemeier
Det. John Cisper
Det. Paul Ericsson
Det. Paula Phelan
Det. Tim Shanks
P.O. Kent Armstrong
P.O. Robert Bunyard
P.O. Scott Caron
P.O. David Edwards
P.O. Mark Folsom
P.O. John Frazier
P.O. Loren Funke
P.O. Henry Hamilton, Jr.
P.O. Melvin Harvey
P.O. Ronald Jenkins
P.O. Robert Kivel
P.O. Thomas Mahoney
P.O. William Mahoney
P.O. Troy Meyer
P.O. Scott Newhouse
P.O. Dwight Parker
P.O. Nancy Pettid
P.O. Michael Ponessa
P.O. Jay Pruetting
P.O. Christopher Ruark
P.O. Ward Smith
P.O. Jim Svoboda
P.O. Jewell Thompson
P.O. Willie Thornton
P.O. Julia VanDoren
P.O. Ronald VanHoecke
P.O. Larry Wilson
P.O. Tim Witcig
P.O. Robert Zahner



Firearms Proficiency



Training Officer



Safe Driving

Patrol Divisions and Police Facilities

Police Facilities

- A. **Police Headquarters**
1125 Locust
- B. **Administrative Annex**
306 East 12th Street
- C. **Regional Police Academy**
2700 E. 18th Street
- D. **Agnes Building**
1328 Agnes
- E. **Regional Crime Lab**
1525 Holmes
- F. **Service Station**
1245 Prospect
- G. **Radio Maintenance**
3224 East 12th Street
- H. **Vehicle Maintenance**
5215 East 27th Street
- I. **Pistol Range**
6900 Coal Mine Road
- J. **Operations Support Unit**
4601 Eastern
- K. **Property Room Annex**
5300 Municipal Dr.

Approx. 13 Square Miles
Central Patrol Division
1120 East Linwood Blvd.

Approx. 33 Square Miles
Metro Patrol Division
1880 East 63rd Street

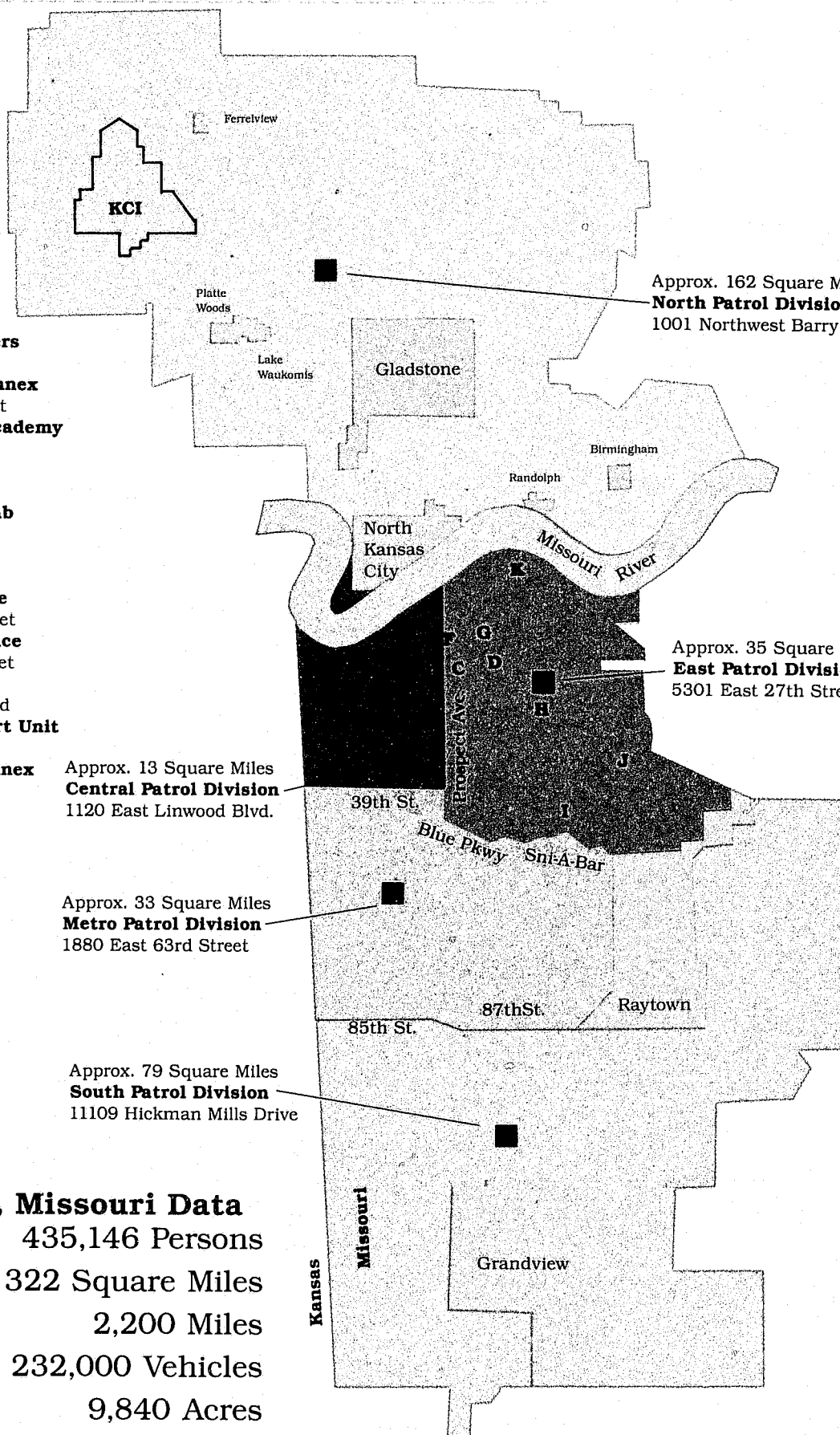
Approx. 79 Square Miles
South Patrol Division
11109 Hickman Mills Drive

Approx. 162 Square Miles
North Patrol Division
1001 Northwest Barry Road

Approx. 35 Square Miles
East Patrol Division
5301 East 27th Street

Kansas City, Missouri Data

Population	435,146 Persons
Land Area	322 Square Miles
Roadways	2,200 Miles
Registrations	232,000 Vehicles
Parks	9,840 Acres

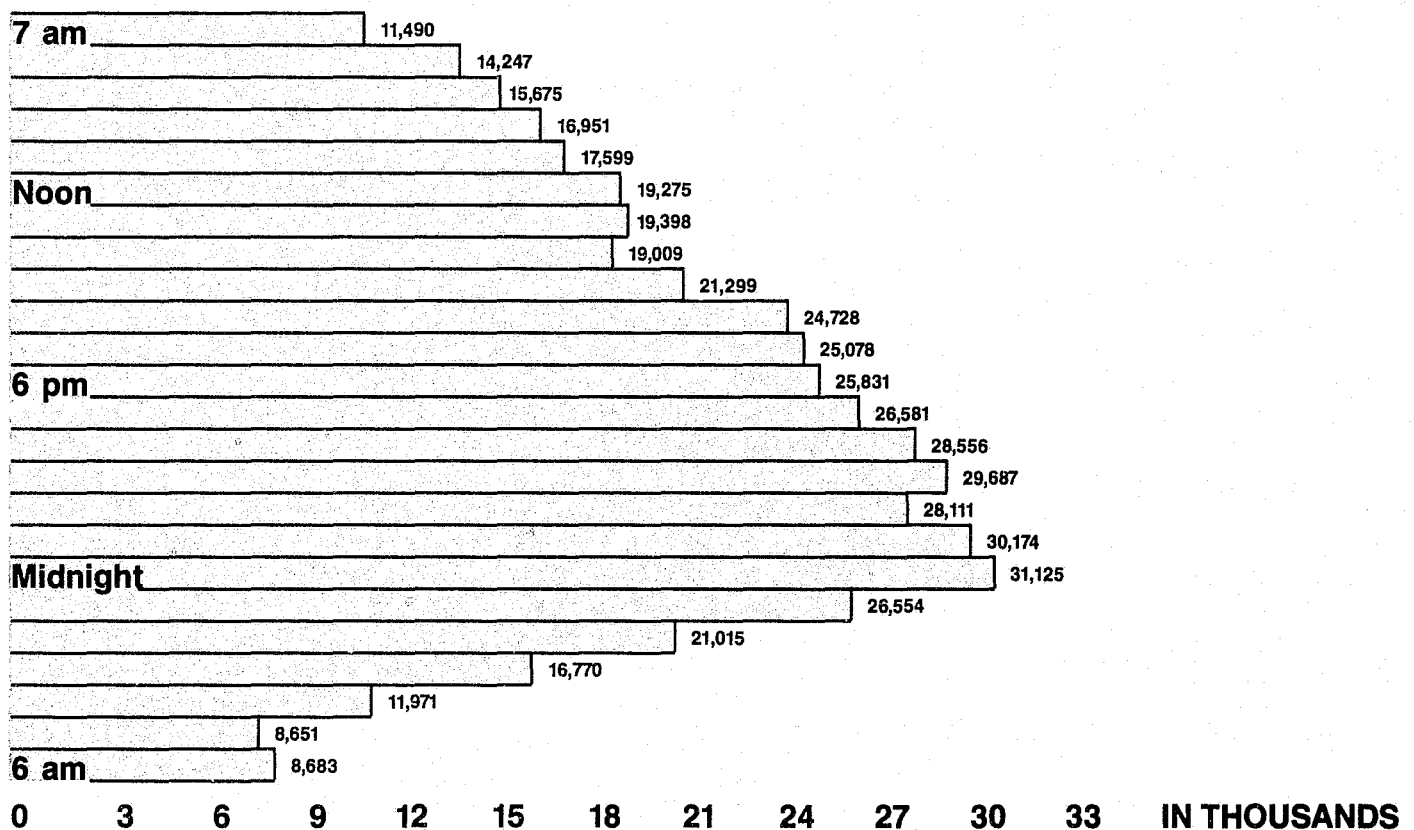


Called-For Services Responses

By Division

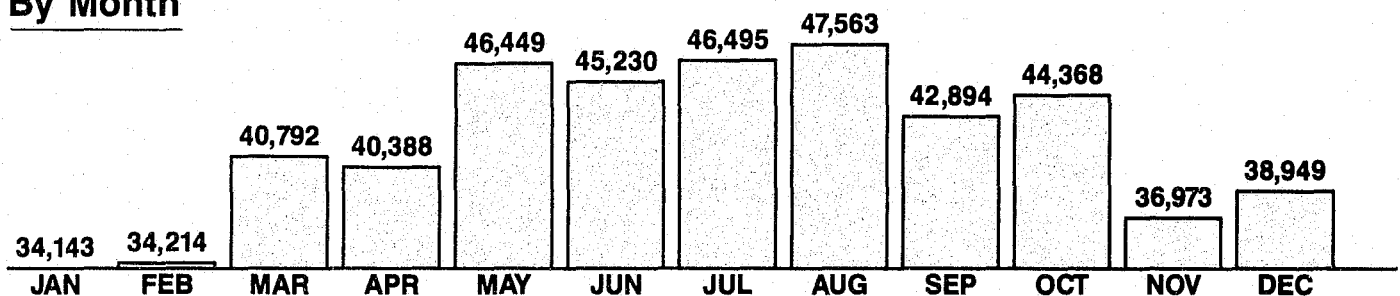
<u>CENTRAL</u>	<u>METRO</u>	<u>EAST</u>	<u>NORTH</u>	<u>SOUTH</u>
137,030	142,857	127,591	41,977	49,003
Responses to	Responses to	Responses to	Responses to	Responses to
78,231	81,999	74,737	23,988	28,812
Incidents.	Incidents.	Incidents.	Incidents.	Incidents.

By Time of Day



FOR A TOTAL OF 498,458 RESPONSES TO 287,767 INCIDENTS.


By Month



Offenses Known To The Police

	1991	1990	% Diff.	Rate ²	Cleared	% Clr.
PART I						
Murder ¹	135	121	+ 11.6	31.0	86	63.7
Forcible Rape	477	517	- 7.7	109.6	173	36.3
Robbery	4,955	4,491	+ 10.3	1,138.7	778	15.7
Aggravated Assault	6,846	5,957	+ 14.9	1,573.3	2,345	34.3
Burglary	13,008	11,640	+ 11.8	2,989.3	928	7.1
Larceny - Theft	22,527	23,229	- 3.0	5,176.9	4,037	17.9
\$200 and Over	7,885	8,037	- 1.9		594	7.5
Under \$200	14,642	15,192	- 3.6		3,443	23.5
Motor Vehicle Theft	9,886	10,352	- 4.5	2,271.9	699	7.1
Arson	539	507	+ 6.3	³	51	9.5
Total Part I	58,373	56,814	+ 2.7	13,414.6	12,807	21.9
PART II						
Nonaggravated Assault	11,285	11,718	- 3.7		7,153	63.4
Forgery or Counterfeiting	791	766	+ 3.3		226	28.6
Fraud	989	724	+ 36.6		335	33.9
Embezzlement	298	401	- 25.7		159	53.4
Vandalism	7,976	8,173	- 2.4		1,122	14.1
Sex Offense	530	492	+ 7.7		208	39.2
Other Offense	777	865	- 10.2		13	1.7
Total Part II	22,646	23,139	- 2.1		9,216	40.7

1. Murder or nonnegligent manslaughter.
2. Offenses per 100,000 in population of 435,146. Crime index rate is 13,290.7. Modified rate is shown above.
3. Arson is not an index crime, so no rate is calculated.



- 1 Murder Every 64 Hours
- 1 Forcible Rape Every 18 Hours
- 1 Robbery Every 1¼ Hours
- 1 Aggravated Assault Every 1¼ Hours
- 1 Burglary Every 40 Minutes
- 1 Motor Vehicle Theft Every 53 Minutes

Arrests Made By Age

16 OR UNDER	17 TO 24	25 TO 44	45 TO 64	65 OR OVER	TOTAL	Part I Offense Arrests
20	77	52	5	0	154	Murder & Nonnegligent Manslaughter
0	1	2	1	0	4	Manslaughter by Negligence
42	57	108	5	1	213	Forcible Rape
145	309	291	18	1	764	Robbery
75	494	752	99	13	1,433	Aggravated Assault
260	375	559	13	1	1,208	Burglary
1,046	2,385	3,833	342	70	7,676	Larceny-Theft
566	658	370	8	0	1,602	Motor Vehicle Theft
13	13	23	3	0	52	Arson
2,167	4,369	5,990	494	86	13,106	Subtotal

Part II Offense Arrests

628	4,234	7,352	665	43	12,922	Nonaggravated Assault
14	189	303	15	0	521	Forgery/Counterfeiting
10	186	284	42	4	526	Fraud
3	4	7	0	0	14	Embezzlement
193	996	1,402	82	4	2,677	Vandalism
48	163	442	106	19	778	Sex Offense
4	74	278	30	1	387	Other Offense
900	5,846	10,068	940	71	17,825	Subtotal

Municipal Ordinance Violation Arrests

92	1,388	2,110	140	8	3,738	Narcotic
152	1,043	1,001	137	24	2,357	Weapon
42	494	873	315	28	1,752	Liquor
2	308	646	69	8	1,033	Prostitution/Vice
111	692	1,186	126	20	2,135	Disorderly
1,751	13,253	27,031	5,205	1,071	48,311	Other Violation Except Traffic
2,150	17,178	32,847	5,992	1,159	59,326	Subtotal

Traffic Summary

ACCIDENTS, HAZARDOUS MOVING VIOLATIONS, AND DUI'S BY HOUR

Hour Beginning	Number of Accidents	Percent of Accidents	Number of Violations	Percent of Violations	Number of DUI's	Percent of DUI's
1 AM	603	2.2	3,870	2.7	753	10.5
2	461	1.7	3,416	2.4	1,261	17.6
3	364	1.3	2,305	1.6	1,242	17.3
4	223	.8	1,114	.8	862	12.0
5	209	.8	1,426	1.0	284	4.0
6	623	2.3	2,317	1.6	90	1.3
7	1,516	5.5	6,567	4.6	29	.4
8	1,403	5.1	9,174	6.4	37	.5
9	1,034	3.7	9,549	6.6	35	.5
10	1,137	4.1	10,335	7.2	29	.4
11	1,350	4.9	9,895	6.9	61	.9
12 Noon	1,910	6.9	8,360	5.8	53	.7
1	1,464	5.3	5,772	4.0	119	1.7
2	1,769	6.4	5,583	3.9	47	.7
3	2,073	7.5	5,431	3.8	37	.5
4	2,433	8.8	9,958	6.9	73	1.0
5	2,610	9.5	11,072	7.7	129	1.8
6	1,586	5.7	6,214	4.3	172	2.4
7	1,065	3.9	7,282	5.1	164	2.3
8	965	3.5	7,622	5.3	266	3.7
9	891	3.2	6,930	4.8	304	4.2
10	781	2.8	4,122	2.9	407	5.7
11	658	2.4	2,752	1.9	311	4.3
12 Mid.	482	1.7	2,904	2.0	394	5.5
TOTAL	27,610	100.0%	143,970	100.0%	7,159	100.0%

ACCIDENTS, HAZARDOUS MOVING VIOLATIONS, AND DUI'S BY DAY OF WEEK

Day	Number of Accidents	Percent of Accidents	Number of Violations	Percent of Violations	Number of DUI's	Percent of DUI's
Mon.	3,885	14	21,646	15	668	9
Tues.	3,803	14	27,223	19	858	12
Wed.	4,159	15	25,866	18	866	12
Thurs.	4,229	15	25,604	18	1,012	14
Fri.	5,198	19	19,781	14	1,156	16
Sat.	3,824	14	12,138	8	1,447	20
Sun.	2,512	9	11,712	8	1,152	16
TOTAL	27,610	100%	143,970	100%	7,159	100%

Due to rounding, percentages may not equal one hundred on tables above.

ACCIDENTS & CORRESPONDING ENFORCEMENT ACTIVITY

Type	Number of Accidents	Summons issued
Prop. damage	20,993	143,970
Injury	6,552	
Fatal	65*	
TOTAL	27,610	

*No apparent safety belt restraint used by 88% of driver and passenger fatalities.

FATAL ACCIDENTS

	1987	1988	1989	1990	1991
Number of Accidents	72	72	73	72	65
Number of Persons Killed	79	78	81	80	75

TOTAL ENFORCEMENT ACTIVITY

Category	Summons issued
Hazardous moving violations	143,970
Nonhazardous moving violations	12,771
TOTAL MOVING VIOLATIONS	156,741
Parking violations	165,352
TOTAL TRAFFIC VIOLATIONS	322,093

HAZARDOUS MOVING VIOLATIONS

BY TYPE

Type of Violation	Number
Speeding	83,828
Fail to yield right-of-way	2,208
Drive wrong side/wrong way	1,330
Improper passing	386
Failure to obey stop sign	7,891
Disregard traffic signal	13,708
Following too close	326
Made improper turn	13,914
Other improper driving	12,033
Driving under the influence	7,159
Failure to signal	1,187
TOTAL	143,970

SEX OF VIOLATOR

Sex	Number	For DUI's
Male	95,422	6,059
Female	48,548	1,100
TOTAL	143,970	7,159

AGE OF VIOLATOR

Age	Number	For DUI's
75 and older	1,129	13
65 to 74	3,315	70
55 to 64	6,836	233
45 to 54	13,535	627
35 to 44	29,747	1,589
25 to 34	49,825	3,010
20 to 24	26,456	1,360
18 to 19	8,247	204
17	2,904	42
16	1,806	9
15 and younger	170	2
TOTAL	143,970	7,159

TYPE VEHICLE OF VIOLATOR

Type	Number	For DUI's
Passenger car	107,910	5,363
Truck	23,951	908
Semi-trailer	26	1
Bus	48	0
Motorcycle	290	20
Other	11,745	867
TOTAL	143,970	7,159

ADDRESS OF VIOLATOR

Address	Number	For DUI's
Kansas City, MO	85,025	4,937
MO-not K.C.	35,362	1,346
Not MO	23,583	876
TOTAL	143,970	7,159

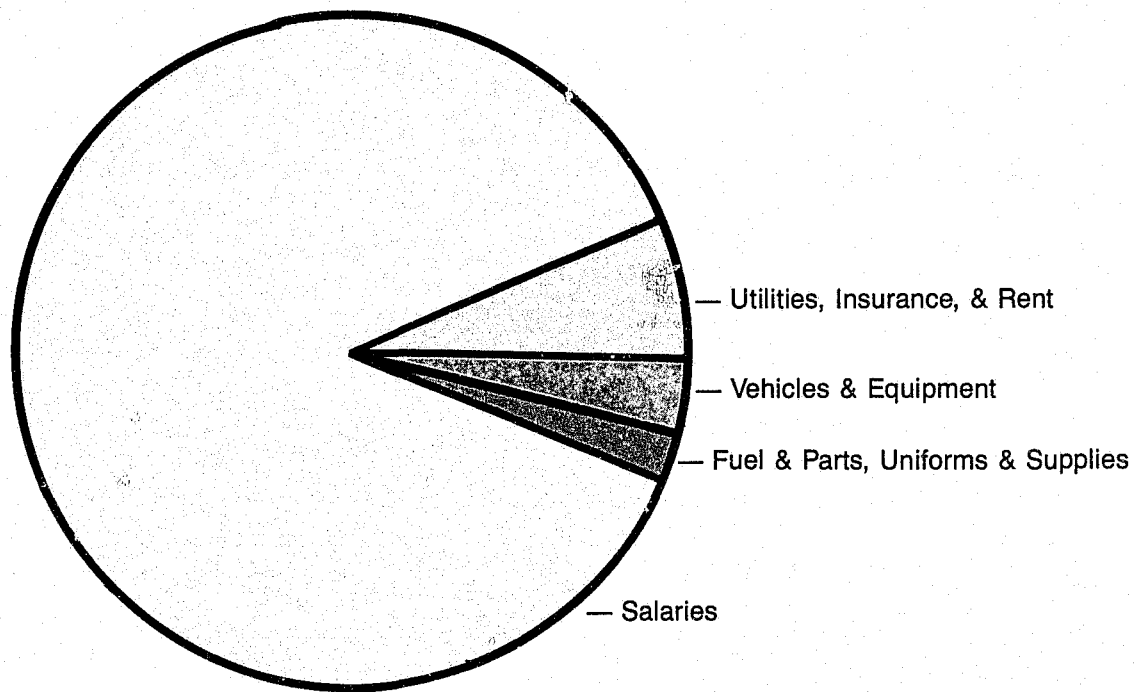
Special Event Summary

Date	Activity	Attendance*
3- 9	Brookside St. Patrick's Parade	6,000
3-10	St. Patrick's Run	2,500
3-17	St. Patrick's Day Parade	100,000
3-31	Plaza Easter Parade	3,000
4- 3	U.S. Vice Presidential Visit	-
4-21	Special Olympics Broadway Bridge Run	1,900
4-28	Trolley Run	2,500
5- 5	May Day Run	1,000
5-19	Children's Mercy Run	1,200
5-23	U.S. First Lady Visit	-
5-26	Rolling Thunder Motorcycle Parade	1,000
5-27	Amy Thompson Run	2,500
6- 1	Welcome Home From Desert Storm	50,000
6- 2	Hospital Hill Run	4,000
6-15	Juneteenth Parade	8,000
8-30 to 9- 1	K.C. Spirit Festival	135,000
9-14 to 9-15	Operation Handshake Air Show	300,000
10-27	Kansas City Marathon	2,400
11- 9	American Royal Parade	100,000
11-11	Veteran's Day Parade	1,500
11-13	U.S. Presidential Visit	-
11-28	Plaza Lighting Ceremony	175,000
12- 5	U.S. Vice Presidential Visit	-

**Figure represents a reasonable estimate of participants and/or onlookers.*

Financial Summary

1991-1992 Police Budget



Total Operating Budget Appropriation=\$74,547,628

Note: Excludes F.I.C.A. & Pension Contributions.

For Fiscal Year Ending April 30, 1991.	Amount Requested	Amount Provided
Salaries	66,341,570	61,301,967
Utilities, Insurance, and Rent	10,182,365	9,249,707
Vehicles and Equipment	3,602,646	2,954,715
Fuel and Parts, Uniforms and Supplies	1,481,493	1,041,239
Repairs and Construction	0	0
Total	\$81,608,074	\$74,547,628

Grant Projects

Forensics Support

Crime Laboratory Assistance Program , Missouri Department of Public Safety, To increase the quantity and quality of all physical evidence and serological examinations.	\$ 56,130
Missouri Crime Laboratory Upgrade Program , Missouri Department of Public Safety, To provide funding solely for the purchase of equipment or capital improvements.	\$ 35,000
Crime Laboratory Upgrade Program , Missouri Department of Public Safety, To expand capabilities of chemistry, trace evidence and photo sections of the lab.	\$ 44,225

Traffic Safety

Motor Carrier Safety Assistance Program , Missouri Department of Public Safety, To increase commercial vehicle safety compliance by inspection and education.	\$225,821
55-65 M.P.H. Compliance , Missouri Department of Highway Safety, To increase compliance with speed limits within Kansas City.	\$ 40,000
Sobriety Checkpoint , Missouri Department of Highway Safety, To increase the risk of arrest for drunk drivers who are not being arrested via routine patrol.	\$ 10,000
Safety Belt Promotional , Missouri Department of Highway Safety, To increase awareness of the importance of wearing a safety belt.	\$ 16,000

Narcotics Impact

Kansas City Interdiction Project , Missouri Department of Public Safety, To interdict movement of illegal drugs and disrupt organized narcotic enterprises.	\$373,335
Drug Use Forecasting , National Institute of Justice, To test female and male, adult and juvenile arrestees for illicit drug use.	\$ 94,813
Organized Crime Narcotics Program , Bureau of Justice Assistance, To track crack cocaine distributors and develop prosecutable cases federally.	\$100,000
Financial Investigations Drug Trafficking Organizations , Bureau of Justice Assistance, To document complicated financial investigations and asset seizure proceedings.	\$184,507
Urban Street Gang Trafficking Enforcement Demonstration , Bureau of Justice Assist., To target gang leaders involved in drug trafficking and gang-perpetrated violence.	\$375,000
Kansas City Drug Market Analysis Program , National Institute of Justice, To track locations of drug houses and purchases, and network the data.	\$399,990
Drug Abuse Resistance Education (D.A.R.E.) , Missouri Department of Public Safety, To provide students with the knowledge and skills needed to reject use of illegal drugs.	\$200,000
Computerized Currency Tracking , Missouri Department of Public Safety, To staff the Drug Enforcement Unit for computerizing recovered narcotics currency.	\$ 19,608
Housing Project Problem Policing , Missouri Department of Public Safety, To reduce the number of homicides and deter the use of public housing as a host for drugs.	\$ 60,000
Weed and Seed Program , Bureau of Justice Assistance, To rid neighborhoods of drugs and violence, and disruption caused by these elements.	\$200,000

Law Enforcement Salary Schedule

As of December 31, 1991

<u>Number of Personnel</u>	<u>Rank/Title</u>	<u>Annual Minimum Salary</u>	<u>Annual Maximum Salary</u>
1	Chief of Police	\$74,004	\$91,848
5	Deputy Chief	\$65,076	\$68,340
18	Major	\$58,380	\$61,308
43	Captain	\$52,968	\$55,620
201	Sergeant	\$44,232	\$48,768
182	Detective	\$26,520	\$41,460
32	Investigator	\$26,520	\$41,460
637	Police Officer	\$24,048	\$41,460
17	Probationary Police Officer	\$22,908	\$22,908
2	Helicopter Pilot	\$44,232	\$48,768
1	Polygraphist	\$44,232	\$48,768
1,139	TOTAL		

Length of Service By Rank

<u>Years</u>	<u>Chief</u>	<u>Deputy Chief</u>	<u>Major</u>	<u>Capt.</u>	<u>Sgt.</u>	<u>Det. and Invest.</u>	<u>Police Officer</u>	<u>Probab. P.O.</u>	<u>Total</u>	<u>Percent in Each Service Group</u>
0- 4						19	246	17	282	25%
5- 9					20	55	143		218	19%
10-14				5	44	29	59		137	12%
15-19			3	15	38	27	54		137	12%
20-24	1	2	11	16	75	75	115		295	26%
25-29		3	4	7	24	9	23		70	6%
TOTALS	1	5	18	43	201	214	640	17	1,139	100%

Median length of service of law enforcement personnel is 12 years.

One-fourth of all law enforcement members have less than 5 years of service.

Note: Included as police officers above, one polygraphist has over 25 years, and two helicopter pilots have over 20 years of service.

Civilian Salary Schedule

As of December 31, 1991

NO.	TITLE OR CLASSIFICATION	Minimum Annual Salary	Maximum Annual Salary
6	Accounting Assistant	\$ 17,124	30,828
1	Administrative Assistant	17,124	30,828
1	Aircraft & Power Plant Mechanic	19,836	35,700
1	Alarm Coordinator	17,124	30,828
4	Alert II Coordinator	20,832	37,488
1	Assistant Legal Advisor	32,280	58,212
1	Asst. Supv., Bldg. Maintenance	20,832	37,488
2	Asst. Supv., Input Control	18,888	33,996
1	Asst. Supv., Radio Maintenance	25,308	45,600
4	Automotive Body Mechanic	18,888	33,996
17	Automotive Mechanic	18,888	33,996
1	Automotive Parts Custodian	15,540	27,948
12	Automotive Servicer	13,416	24,132
3	Benefits Coordinator	17,124	30,828
1	Benefits Specialist	20,832	37,488
1	Board Assistant*	17,124	30,828
1	Budget Analyst	20,832	37,488
1	Budget Assistant	17,124	30,828
1	Building Manager	32,280	58,212
6	Building Security Guard	12,768	22,980
4	Bureau Secretary	14,808	26,616
28	Calltaker	17,988	32,376
1	Carpenter	16,308	29,352
4	Cashier	13,416	24,132
2	Chief Forensic Chemist	32,280	58,212
1	Chief Forensic Firearms and Toolmark Examiner	32,280	58,212
2	Clerical Assistant	17,124	30,828
1	Clerical Supervisor	19,836	35,700
2	Color Photographic Processor	18,888	33,996
7	Communications Servicer	22,944	41,352
5	Computer Operator I	14,076	25,344
3	Computer Operator II	16,308	29,352
1	Crew Leader, Printing and Publications	20,832	37,488
5	Crew Leader, Vehicle Maintenance	21,852	39,372
5	Crime Scene Technician	20,832	37,488
1	Data Base Analyst	32,280	58,212
1	Data Control Operator	13,416	24,132
49	Detention Facility Officer	15,540	27,948
1	Director, Criminalistics Lab	37,356	67,404
1	Director O.C.C.*	30,744	55,440
1	Employment Coordinator	16,308	29,352
1	Employment Interviewer	14,808	26,616
1	Evidence Custodian	17,308	26,616
2	Financial Intelligence Analyst	17,988	32,376
8	Fingerprint Classifier	15,540	27,948
1	Forensic Chemist I	20,832	37,488
3	Forensic Chemist II	22,944	41,352
2	Forensic Chemist III	25,308	45,600
0	Forensic Firearms & Toolmark Examiner I	20,832	37,488
1	Forensic Firearms & Toolmark Examiner II	22,944	41,352
2	Forensic Firearms & Toolmark Examiner III	25,308	45,600
1	Graphic Illustrator	15,540	27,948
1	Gunsmith	18,888	33,996
18	Input Control Operator I	13,416	24,132
2	Input Control Operator II	14,808	26,616
2	Intelligence Analyst	19,836	35,700
4	Internal Auditor	22,944	41,352
31	Investigative Typist	13,416	24,132
4	Latent Fingerprint Examiner	19,836	35,700
0	Lead Operator, Computer Operations	21,852	39,372
1	Legal Advisor	41,196	74,316
21	Maintenance Custodian I	11,592	20,832
8	Maintenance Custodian II	14,076	25,344

NO.	TITLE OR CLASSIFICATION	Minimum Annual Salary	Maximum Annual Salary
2	Maint. Custodian Crew Leader	17,124	30,828
3	Microcomputer Coordinator	20,832	37,488
1	Network Specialist	24,096	43,428
3	O.C.C. Analyst*	26,568	47,880
1	O.C.C. Assistant*	17,124	30,828
1	Operations Analyst	25,308	45,600
1	Painter	17,988	32,376
1	Paralegal Assistant	22,944	41,352
14	Parking Control Officer	14,808	26,616
2	Parking Facility Attendant	12,168	21,876
1	Payroll Specialist I	17,124	30,828
1	Payroll Specialist II	18,888	33,996
1	Personnel Assistant	17,124	30,828
1	Personnel Specialist I	17,124	30,828
2	Personnel Specialist II	20,832	37,488
0	Pistol Range Technician	14,076	25,344
48	Police Clerk	11,592	20,832
44	Police Dispatcher	19,836	35,700
18	Police Secretary	14,076	25,344
38	Police Typist	12,168	21,876
3	Polygraph Examiner	25,308	45,600
2	Programmer I	18,888	33,996
5	Programmer II	22,944	41,352
2	Programmer / Analyst	27,888	50,280
2	Project Coordinator	32,280	58,212
1	Public Affairs Specialist	17,988	32,376
1	Public Relations Development Specialist	22,944	41,352
1	Purchasing Agent	22,944	41,352
7	Real Time Operator	14,808	26,616
5	Reprographics Technician	17,988	32,376
1	Secretary to the Chief	16,308	29,352
2	Senior Computer Operator	19,836	35,700
3	Software Analyst	32,280	58,212
9	Stock Clerk	13,416	24,132
1	Supv., Aircraft Maintenance	25,308	45,600
1	Supv., App. Programming	33,888	61,128
7	Supv., Communications	26,568	47,880
1	Supv., Computer Operations	26,568	47,880
1	Supv., Identification	22,944	41,352
1	Supv., Input Control	26,568	47,880
2	Supv., Parking Control	21,852	39,372
1	Supv., Personnel Records	25,308	45,600
1	Supv., Physical Training & Self Defense	29,268	52,800
1	Supv., Printing & Publications	26,568	47,880
1	Supv. Private Officers Commission	25,308	45,600
1	Supv. Radio Maintenance	27,888	50,280
1	Supv., Systems Programming	33,888	61,128
1	Supv., Vehicle Maintenance	25,308	45,600
4	Switchboard Operator	12,168	21,876
3	Systems Analyst	29,268	52,800
0	Telecommunication Specialist	20,832	37,488
1	Testing Specialist	20,832	37,488
1	Training & Development Specialist	20,832	37,488
1	Training Supv., Communications	26,568	47,880
1	Video Production Specialist	20,832	37,488
6	Word Processing Specialist	14,808	26,616
1	Work Leader, Input Control	16,308	29,352
4	Work Leader, Records	14,808	26,616
575	SUBTOTAL		
9	Contract Employee		
68	Crossing Guards		
1	Work Leader, Crossing Guards		
38	Police Officer Candidate		19,380
0	Summer Office/Clerical		
0	Summer Service/Maintenance		
691	TOTAL		Board Employees*