

Community Service

Hours Completed and Analysis of Original Sentences



136600

Department of Corrections
Division of Community Corrections



September 1, 1991

136600

**U.S. Department of Justice
National Institute of Justice**

This document has been reproduced exactly as received from the person or organization originating it. Points of view or opinions stated in this document are those of the authors and do not necessarily represent the official position or policies of the National Institute of Justice.

Permission to reproduce this copyrighted material has been granted by

Washington State Department
of Corrections

to the National Criminal Justice Reference Service (NCJRS).

Further reproduction outside of the NCJRS system requires permission of the copyright owner.

136600

Community Service Hours Completed and Analysis of Original Sentences

**Department of Corrections
Division of Community Corrections**

The data used to prepare this report was produced from the Offender Based Tracking System (OBTS) on September 1, 1991.

Bill Camerer, a Work Study Student from South Puget Sound Community College performed the data analysis.

Published in the Document Processing Unit

Please call 206-753-1221 or SCAN 234-1221 for more information.

Date of publication: 2/3/92

NCJRS

MAY 18 1992

ACQUISITIONS

STATEWIDE

Community Service Completion

Analysis of Original Sentences

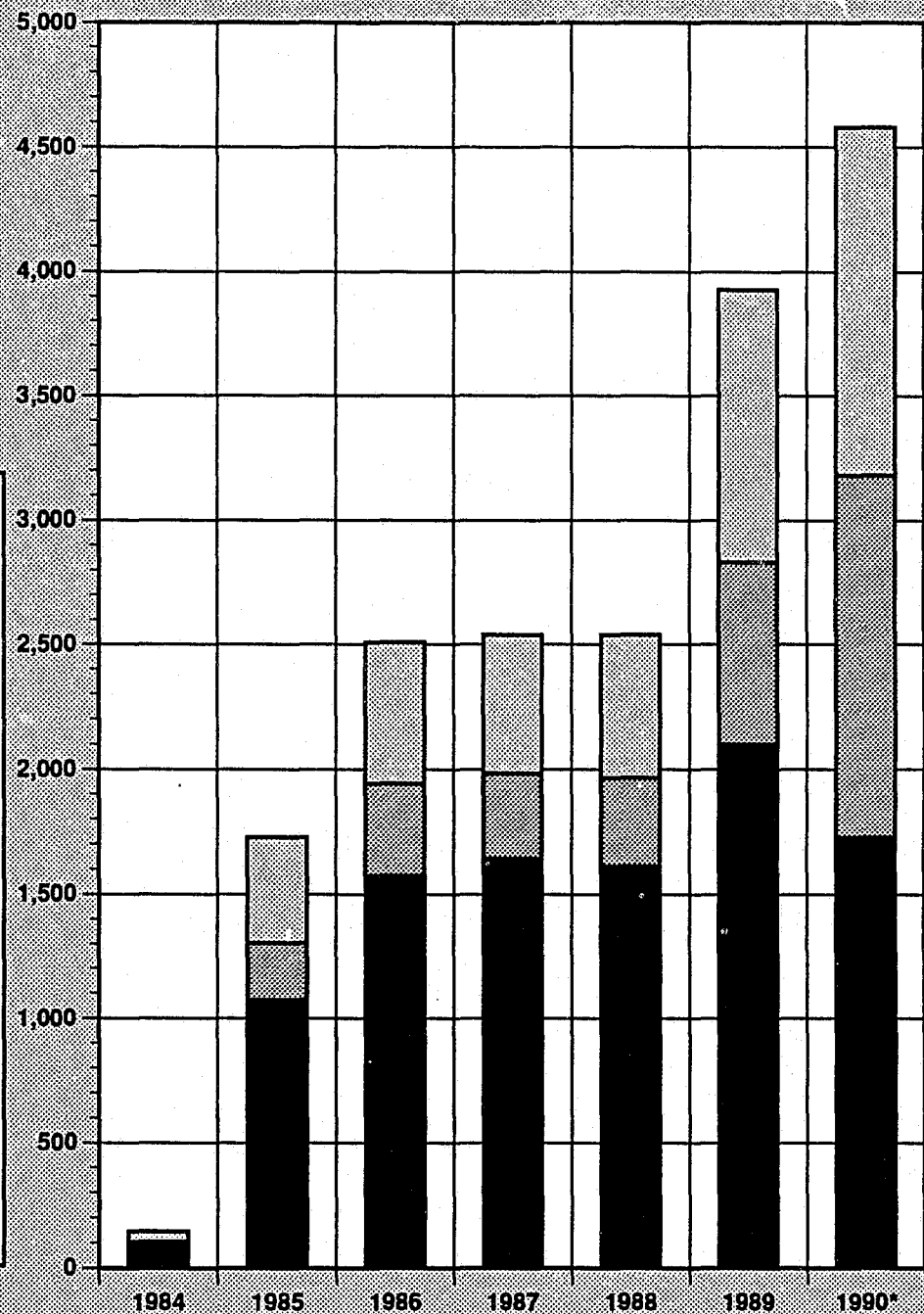
TOTALS

None Completed 4,651

Some Completed 3,495

All Completed 9,822

Total Sentences 18,123



| | 1984 | 1985 | 1986 | 1987 | 1988 | 1989 | 1990* |
|-----------------|------|------|------|------|-------|-------|-------|
| None Completed | 41 | 424 | 566 | 557 | 571 | 1,095 | 1,397 |
| Some Completed | 14 | 228 | 369 | 341 | 357 | 732 | 1,454 |
| All Completed | 90 | 1075 | 1574 | 1643 | 1,611 | 2,101 | 1,728 |
| Total Sentences | 145 | 1727 | 2509 | 2541 | 2,694 | 3,928 | 4,579 |

*Offenders are still working toward completion of hours ordered during 1990.

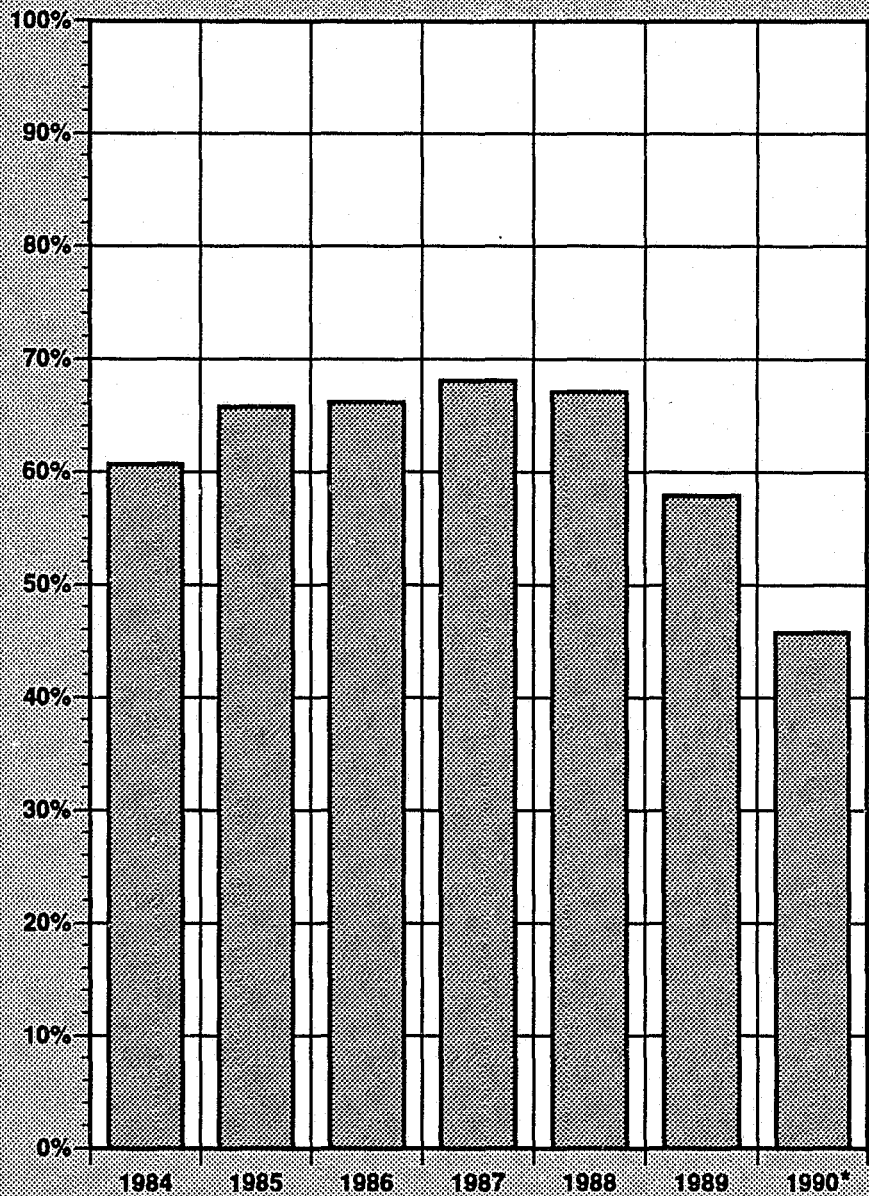
STATEWIDE

Percent of
Community Service
Hours Completed

July 1984 through
December 1990

TOTALS

| | |
|------------------------------------|-----------|
| Original Sentence Hours | 3,085,875 |
| Hours Modified Up | 43,801 |
| Total Hours Original & Modified Up | 3,129,676 |
| Hours Completed | 1,855,503 |
| Percent Completed | 59% |



| | | | | | | | |
|------------------------------------|--------|---------|---------|---------|---------|---------|---------|
| Original Sentence Hours | 21,745 | 279,059 | 431,791 | 427,602 | 426,581 | 688,960 | 810,137 |
| Hours Modified Up | 116 | 2,108 | 3,821 | 7,329 | 7,795 | 12,147 | 10,485 |
| Total Hours Original & Modified Up | 21,861 | 281,167 | 435,612 | 434,931 | 434,376 | 701,107 | 820,622 |
| Hours Completed | 13,267 | 184,923 | 288,133 | 296,125 | 291,427 | 406,060 | 375,568 |
| Percent Completed | 61% | 66% | 66% | 68% | 67% | 58% | 46% |

*Offenders are still working toward completion of hours ordered during 1990.

ADAMS COUNTY

Community Service Completion

Analysis of Original Sentences

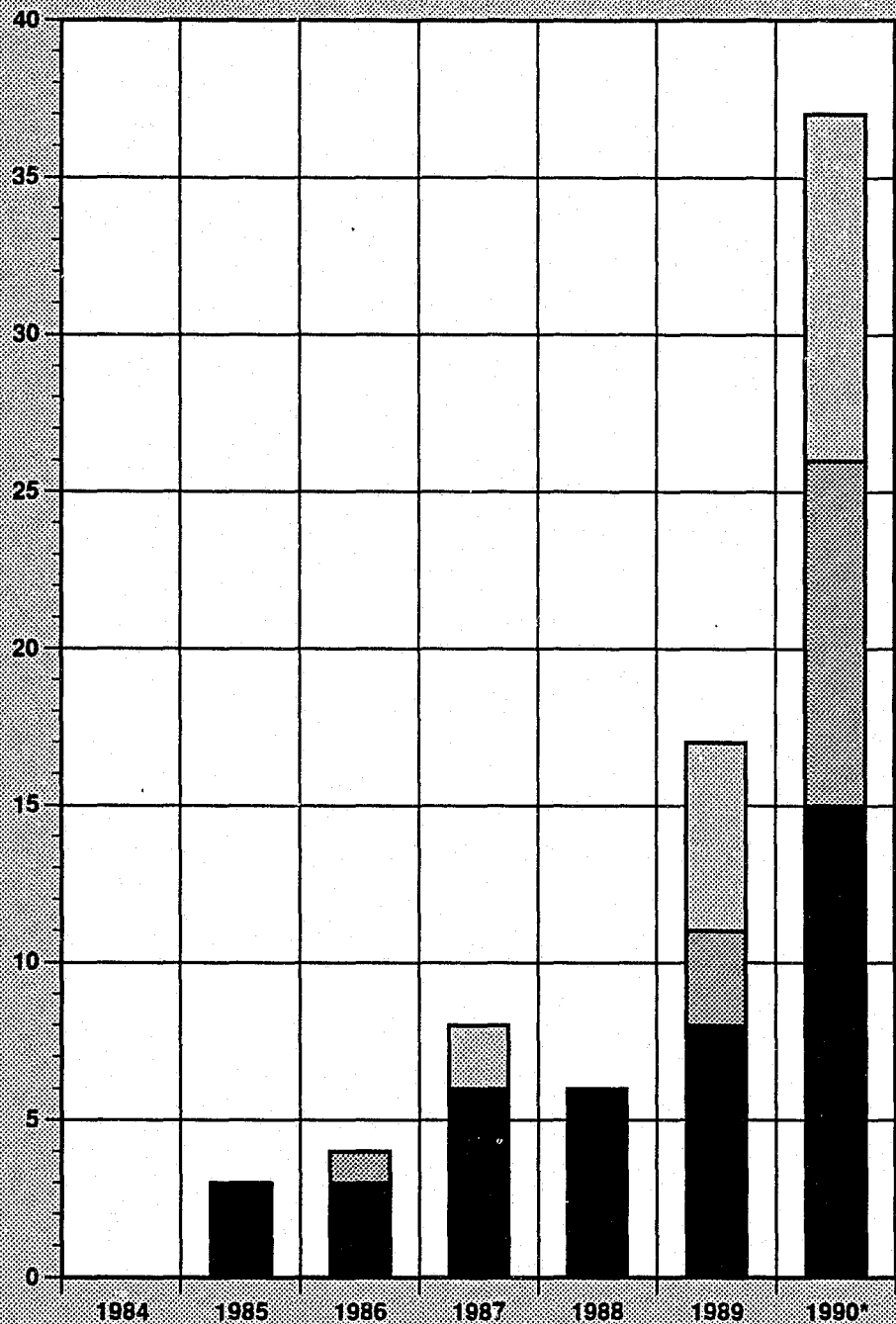
TOTALS

None
Completed 19

Some
Completed 15

All
Completed 41

Total Sentences 75



| | 1984 | 1985 | 1986 | 1987 | 1988 | 1989 | 1990* |
|-----------------|------|------|------|------|------|------|-------|
| None Completed | 0 | 0 | 0 | 2 | 0 | 6 | 11 |
| Some Completed | 0 | 0 | 1 | 0 | 0 | 3 | 11 |
| All Completed | 0 | 3 | 3 | 6 | 6 | 8 | 15 |
| Total Sentences | 0 | 3 | 4 | 8 | 6 | 17 | 37 |

*Offenders are still working toward completion of hours ordered during 1990.

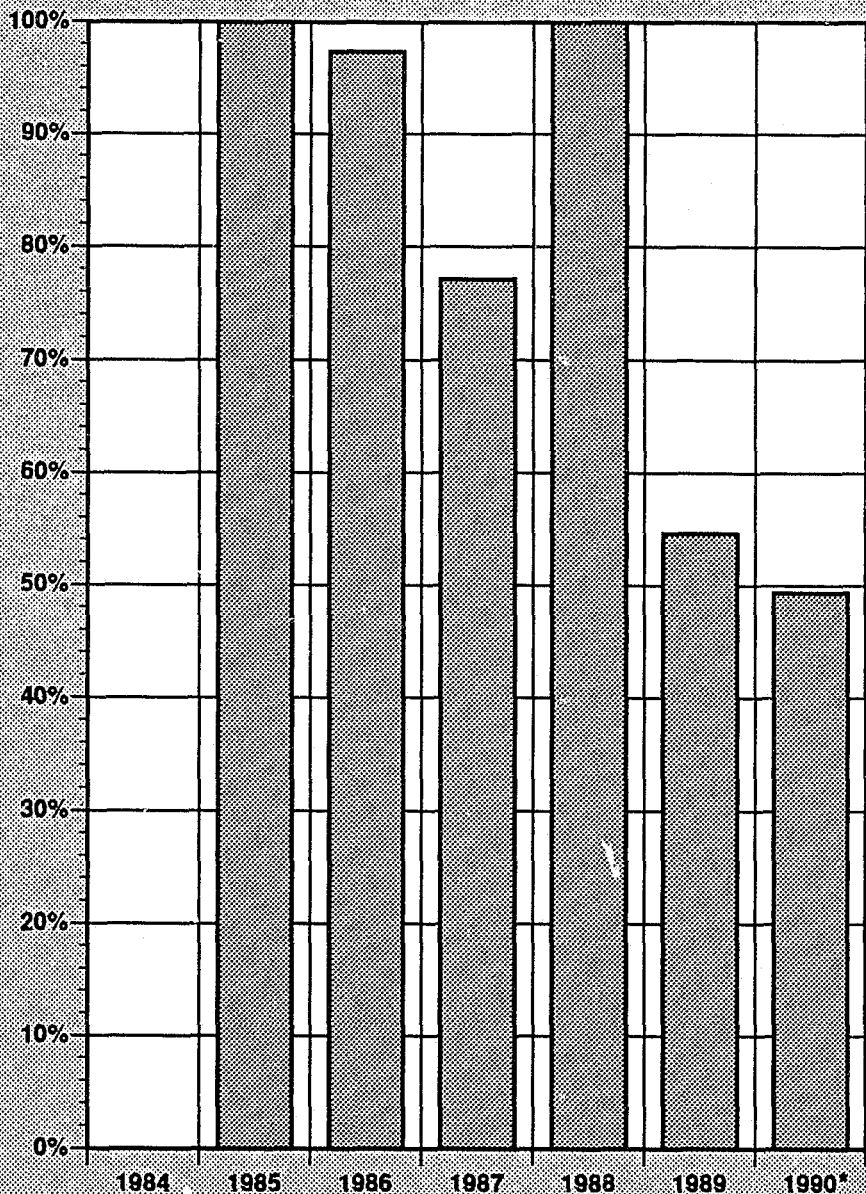
ADAMS COUNTY

Percent of
Community Service
Hours Completed

July 1984 through
December 1990

TOTALS

| | |
|------------------------------------|--------|
| Original Sentence Hours | 12,480 |
| Hours Modified Up | 0 |
| Total Hours Original & Modified Up | 12,480 |
| Hours Completed | 7,679 |
| Percent Completed | 62% |



| | 1984 | 1985 | 1986 | 1987 | 1988 | 1989 | 1990* |
|------------------------------------|------|------|------|-------|------|-------|-------|
| Original Sentence Hours | 0 | 640 | 600 | 1,048 | 920 | 2,912 | 6,360 |
| Hours Modified Up | 0 | 0 | 0 | 0 | 0 | 0 | 0 |
| Total Hours Original & Modified Up | 0 | 640 | 600 | 1,048 | 920 | 2,912 | 6,360 |
| Hours Completed | 0 | 640 | 584 | 808 | 920 | 1,590 | 3,137 |
| Percent Completed | 0% | 100% | 97% | 77% | 100% | 55% | 49% |

*Offenders are still working toward completion of hours ordered during 1990.

ASOTIN COUNTY

Community Service Completion

Analysis of Original Sentences

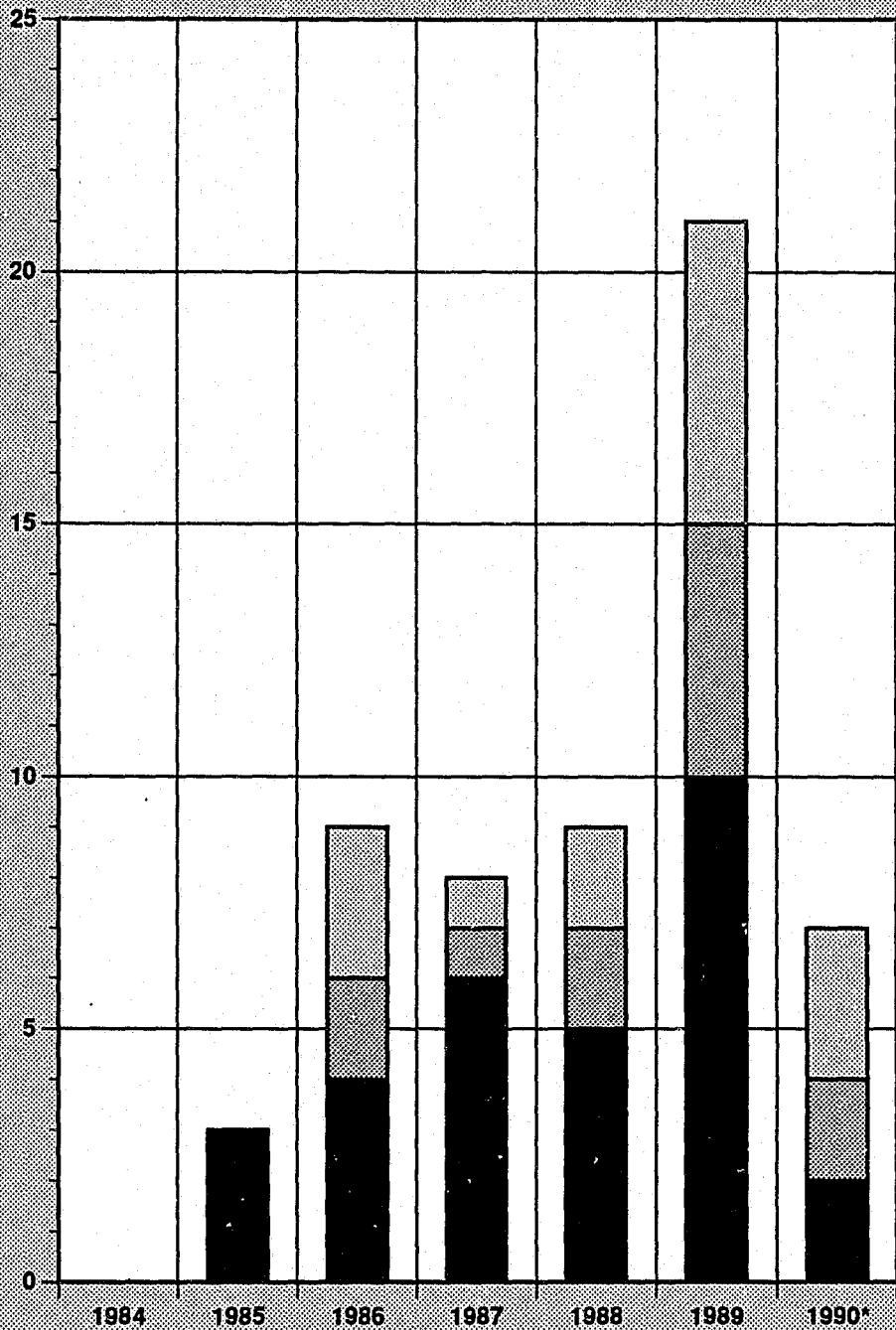
TOTALS

None Completed 15

Some Completed 12

All Completed 30

Total Sentences 65



| | 1984 | 1985 | 1986 | 1987 | 1988 | 1989 | 1990* |
|-----------------|------|------|------|------|------|------|-------|
| None Completed | 0 | 0 | 3 | 1 | 2 | 6 | 3 |
| Some Completed | 0 | 0 | 2 | 1 | 2 | 5 | 2 |
| All Completed | 0 | 3 | 4 | 6 | 5 | 10 | 2 |
| Total Sentences | 0 | 3 | 9 | 8 | 9 | 21 | 15 |

*Offenders are still working toward completion of hours ordered during 1990.

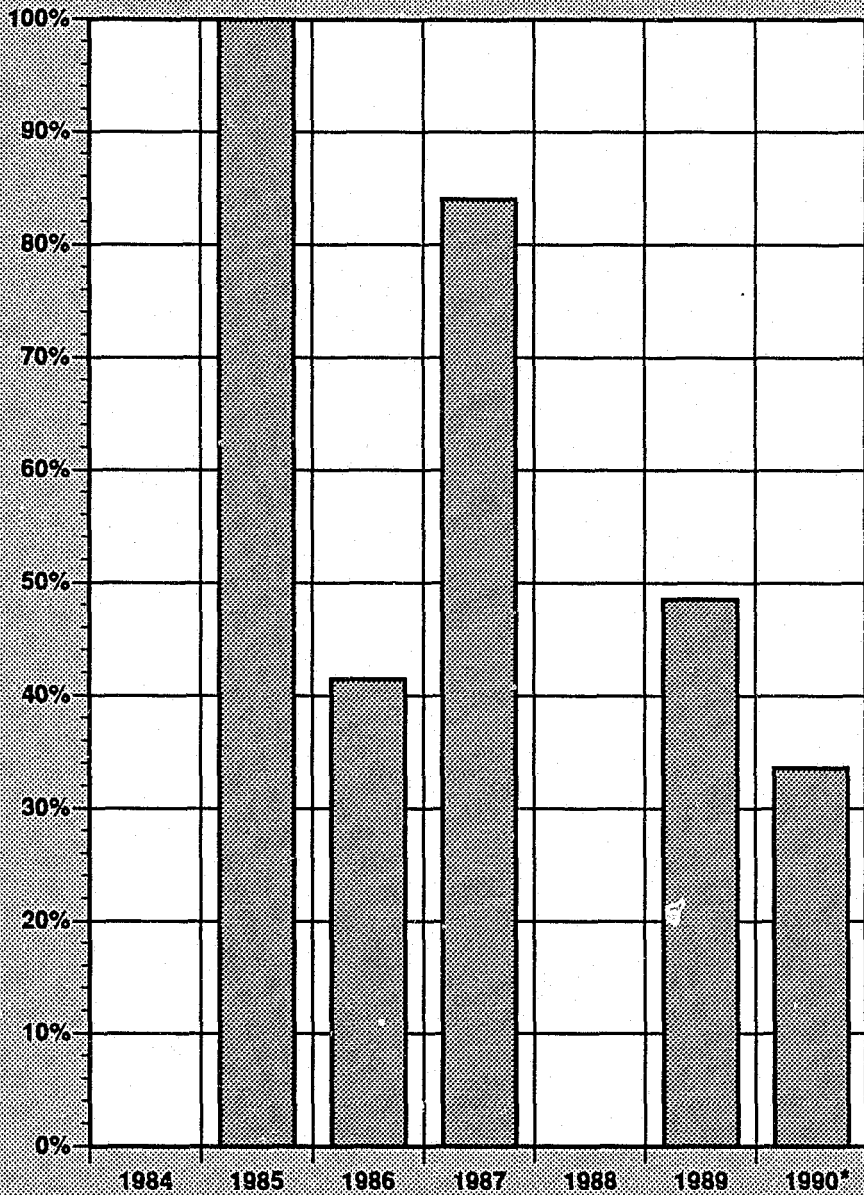
ASOTIN COUNTY

Percent of
Community Service
Hours Completed

July 1984 through
December 1990

TOTALS

| | |
|------------------------------------|--------|
| Original Sentence Hours | 15,012 |
| Hours Modified Up | 275 |
| Total Hours Original & Modified Up | 15,287 |
| Hours Completed | 6,596 |
| Percent Completed | 43% |



| | | | | | | | |
|------------------------------------|----|------|-------|-------|-------|-------|-------|
| Original Sentence Hours | 0 | 630 | 1,730 | 1,700 | 2,160 | 5,672 | 3,120 |
| Hours Modified Up | 0 | 0 | 55 | 0 | 220 | 0 | 0 |
| Total Hours Original & Modified Up | 0 | 630 | 1,785 | 1,700 | 2,380 | 5,672 | 3,120 |
| Hours Completed | 0 | 630 | 739 | 1,427 | 0 | 2,751 | 1,049 |
| Percent Completed | 0% | 100% | 41% | 84% | 0% | 49% | 34% |

*Offenders are still working toward completion of hours ordered during 1990.

BENTON COUNTY

Community Service Completion

Analysis of Original Sentences

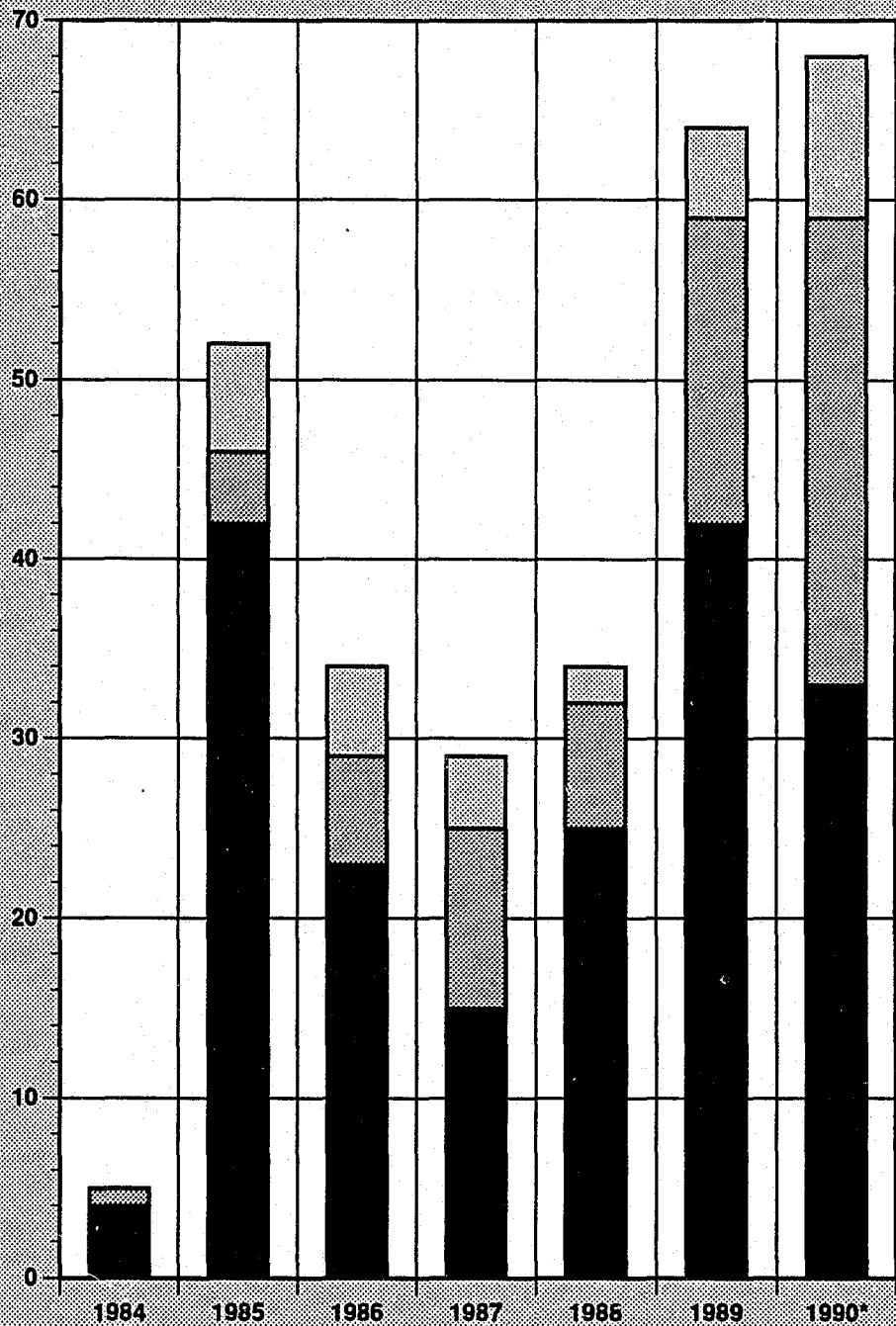
TOTALS

None Completed 31

Some Completed 71

All Completed 184

Total Sentences 286



| | | | | | | | |
|-----------------|---|----|----|----|----|----|----|
| None Completed | 0 | 6 | 5 | 4 | 2 | 5 | 9 |
| Some Completed | 1 | 4 | 6 | 10 | 7 | 17 | 26 |
| All Completed | 4 | 42 | 23 | 15 | 25 | 42 | 33 |
| Total Sentences | 5 | 52 | 34 | 29 | 34 | 64 | 68 |

*Offenders are still working toward completion of hours ordered during 1990.

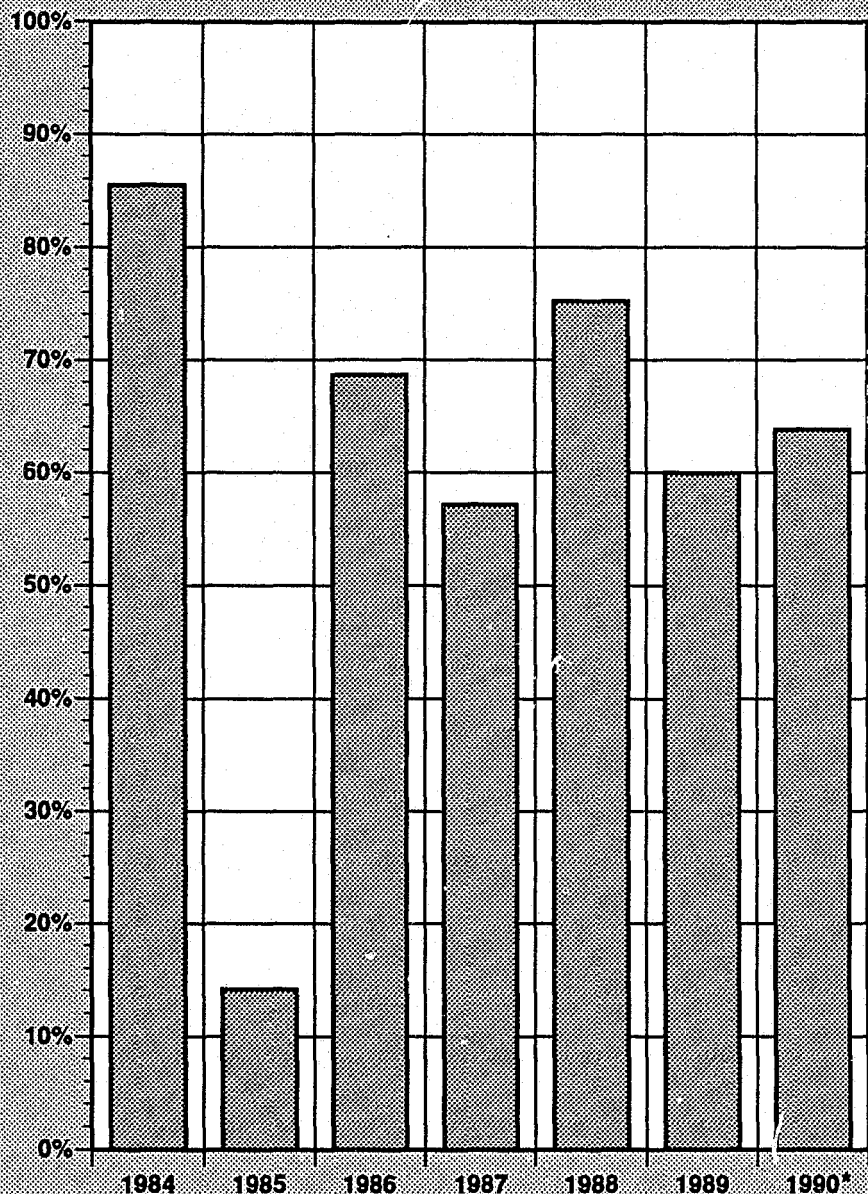
BENTON COUNTY

Percent of Community Service Hours Completed

July 1984 through
December 1990

TOTALS

| | |
|------------------------------------|--------|
| Original Sentence Hours | 51,281 |
| Hours Modified Up | 3,422 |
| Total Hours Original & Modified Up | 54,703 |
| Hours Completed | 30,603 |
| Percent Completed | 56% |



| | | | | | | | |
|------------------------------------|-----|-------|-------|-------|-------|--------|--------|
| Original Sentence Hours | 804 | 8,826 | 5,368 | 5,568 | 6,560 | 10,938 | 13,217 |
| Hours Modified Up | 0 | 402 | 240 | 75 | 0 | 2,609 | 96 |
| Total Hours Original & Modified Up | 804 | 9,228 | 5,608 | 5,643 | 6,560 | 13,547 | 13,313 |
| Hours Completed | 687 | 1,305 | 3,849 | 3,226 | 4,931 | 8,113 | 8,492 |
| Percent Completed | 85% | 14% | 69% | 57% | 75% | 60% | 64% |

*Offenders are still working toward completion of hours ordered during 1990.

CHELAN COUNTY

Community Service Completion

Analysis of Original Sentences

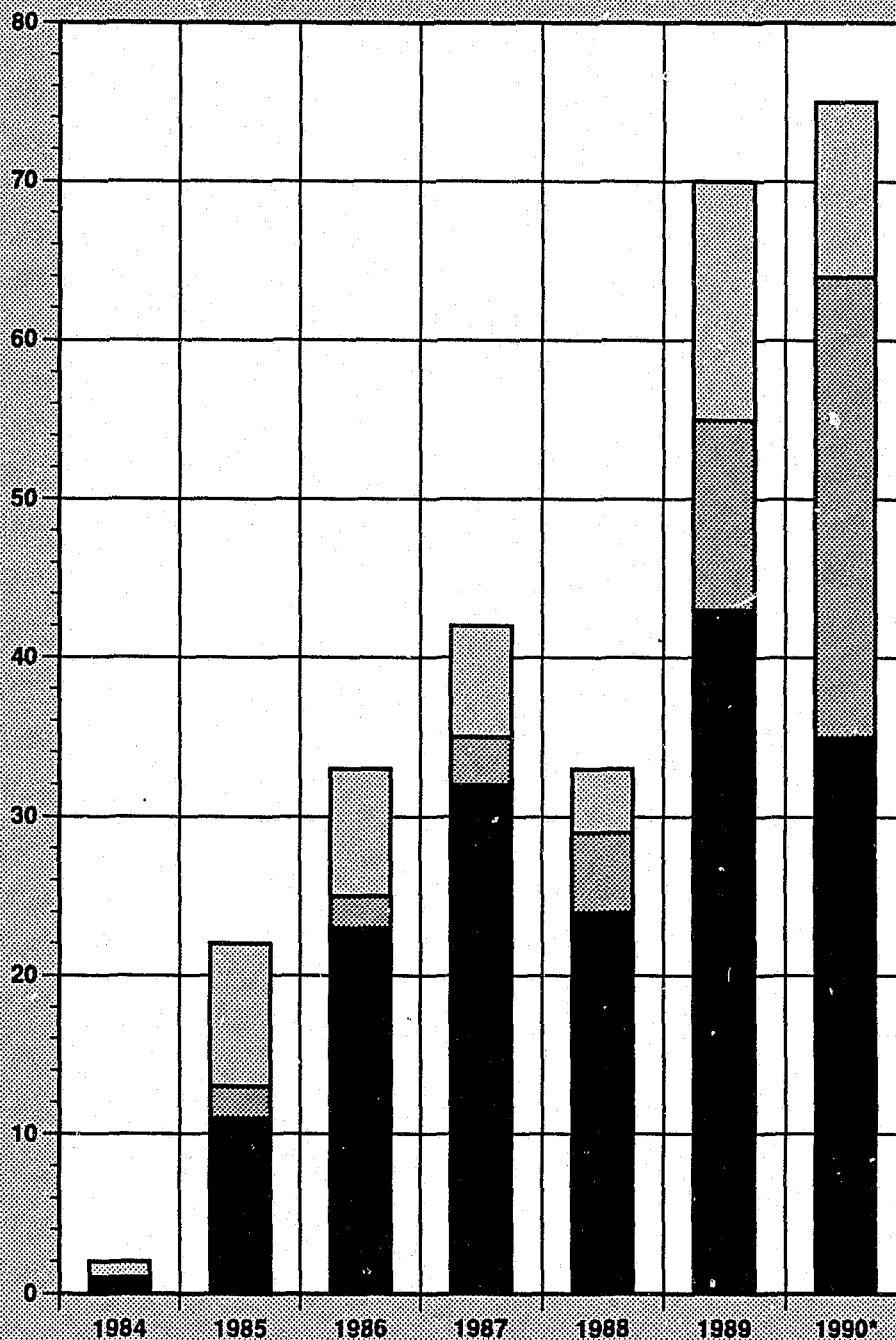
TOTALS

None Completed 55

Some Completed 53

All Completed 169

Total Sentences 269



| | | | | | | | | |
|--|-----------------|---|----|----|----|----|----|----|
| | None Completed | 1 | 9 | 8 | 7 | 4 | 15 | 11 |
| | Some Completed | 0 | 2 | 2 | 3 | 5 | 12 | 29 |
| | All Completed | 1 | 11 | 23 | 32 | 24 | 43 | 35 |
| | Total Sentences | 2 | 22 | 33 | 42 | 25 | 70 | 75 |

*Offenders are still working toward completion of hours ordered during 1990.

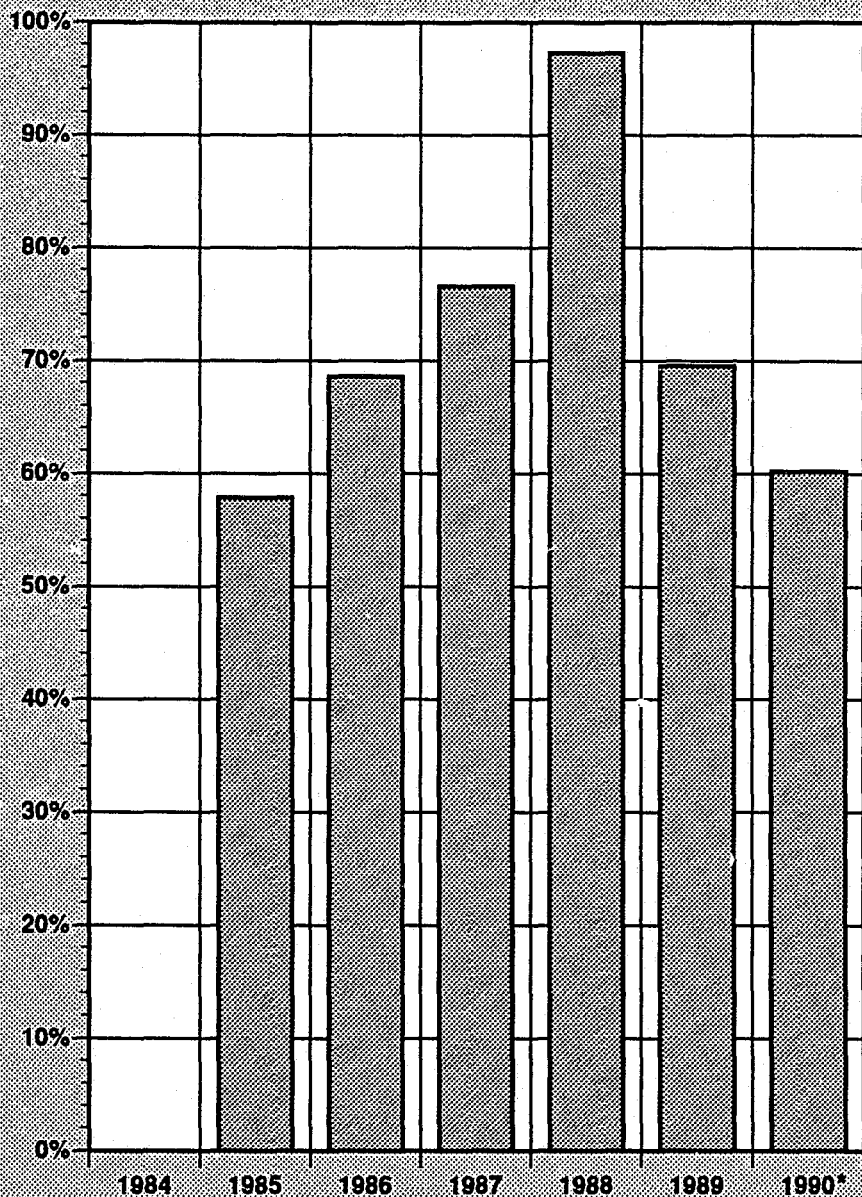
CHELAN COUNTY

Percent of
Community Service
Hours Completed

July 1984 through
December 1990

TOTALS

| | |
|---------------------------------------|--------|
| Original Sentence Hours | 43,706 |
| Hours Modified Up | 480 |
| Total Hours Original & Modified Up | 44,186 |
| Hours Completed | 30,533 |
| Percent Completed | 69% |



| | | | | | | | |
|------------------------------------|-----|-------|-------|-------|-------|--------|--------|
| Original Sentence Hours | 200 | 2,996 | 4,700 | 6,184 | 4,424 | 10,454 | 14,748 |
| Hours Modified Up | 0 | 0 | 0 | 0 | 0 | 0 | 480 |
| Total Hours Original & Modified Up | 200 | 2,996 | 4,700 | 6,184 | 4,424 | 10,454 | 15,228 |
| Hours Completed | 100 | 1,732 | 3,223 | 4,734 | 4,302 | 7,271 | 9,171 |
| Percent Completed | 0% | 58% | 69% | 77% | 97% | 70% | 60% |

*Offenders are still working toward completion of hours ordered during 1990.

CLALLAM COUNTY

Community Service Completion

Analysis of Original Sentences

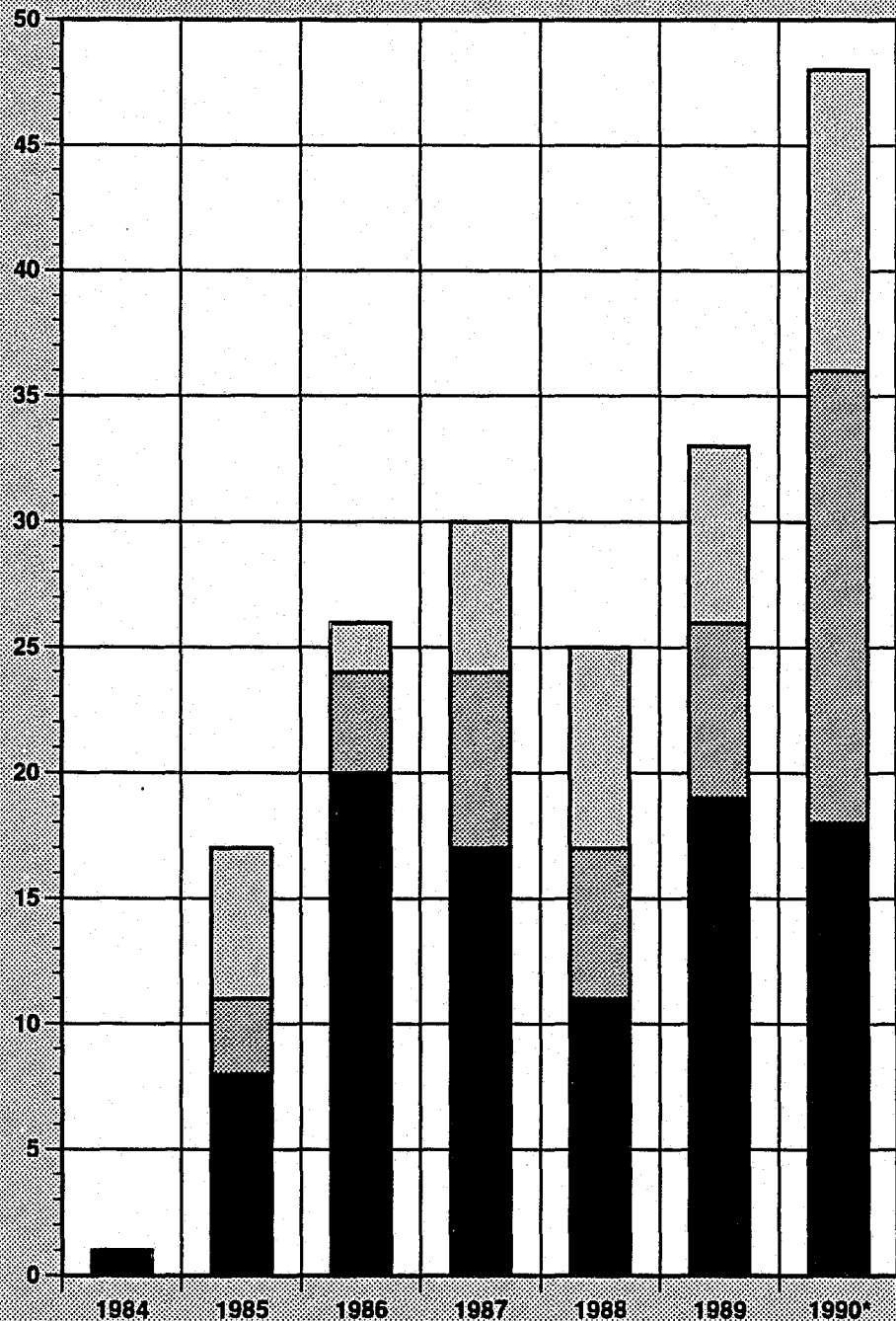
TOTALS

None
Completed 41

Some
Completed 45

All
Completed 94

Total Sentences 343



| | 1984 | 1985 | 1986 | 1987 | 1988 | 1989 | 1990* |
|-----------------|------|------|------|------|------|------|-------|
| None Completed | 0 | 6 | 2 | 6 | 8 | 7 | 12 |
| Some Completed | 0 | 3 | 4 | 7 | 6 | 7 | 18 |
| All Completed | 1 | 8 | 20 | 17 | 11 | 19 | 18 |
| Total Sentences | 1 | 17 | 26 | 30 | 25 | 33 | 48 |

*Offenders are still working toward completion of hours ordered during 1990.

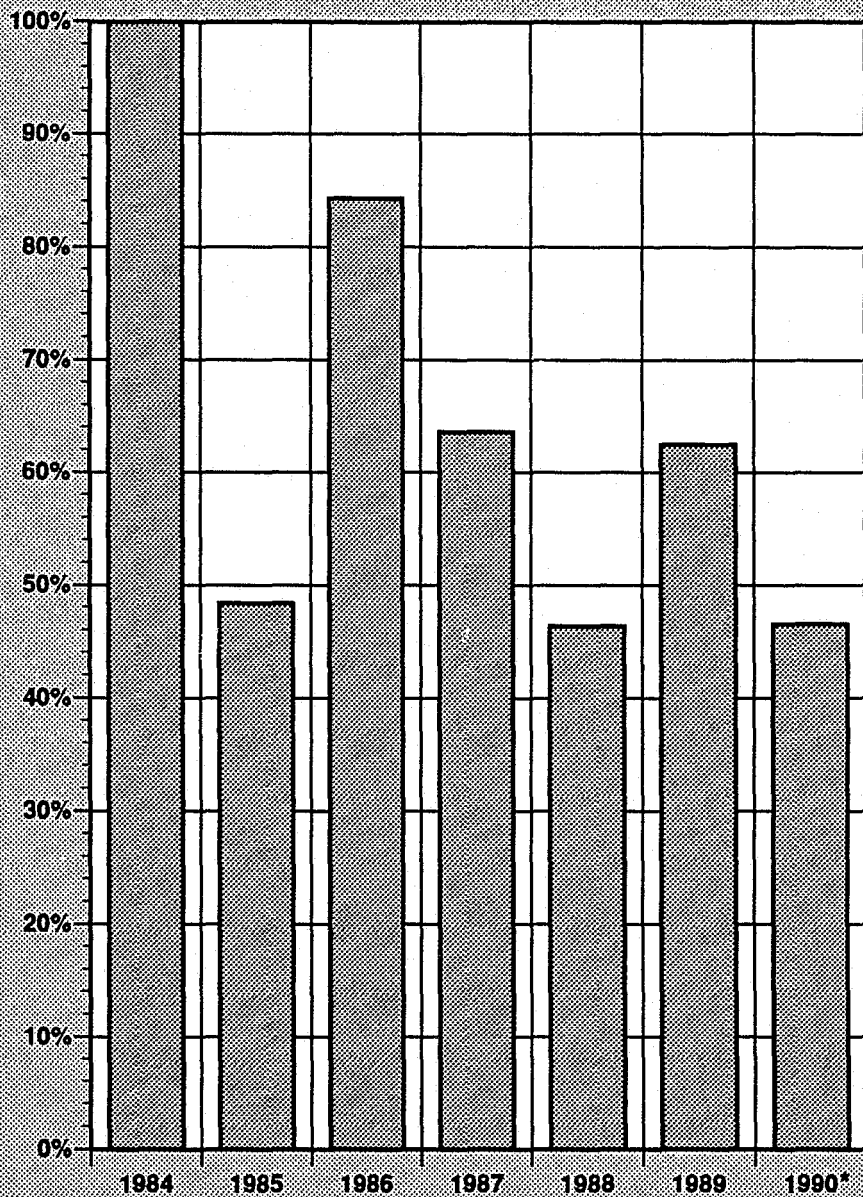
CLALLAM COUNTY

Percent of
Community Service
Hours Completed

July 1984 through
December 1990

TOTALS

| | |
|---------------------------------------|--------|
| Original Sentence Hours | 38,368 |
| Hours Modified Up | 1,055 |
| Total Hours Original & Modified Up | 39,423 |
| Hours Completed | 23,222 |
| Percent Completed | 59% |



| | | | | | | | |
|------------------------------------|------|-------|-------|-------|-------|-------|--------|
| Original Sentence Hours | 240 | 2,860 | 6,524 | 6,176 | 5,264 | 7,104 | 10,200 |
| Hours Modified Up | 0 | 80 | 0 | 0 | 569 | 406 | 0 |
| Total Hours Original & Modified Up | 240 | 2,940 | 6,524 | 6,176 | 5,833 | 7,510 | 10,200 |
| Hours Completed | 240 | 1,421 | 5,498 | 3,924 | 2,703 | 4,692 | 4,744 |
| Percent Completed | 100% | 48% | 84% | 64% | 46% | 62% | 47% |

*Offenders are still working toward completion of hours ordered during 1990.

CLARK COUNTY

Community Service Completion

Analysis of Original Sentences

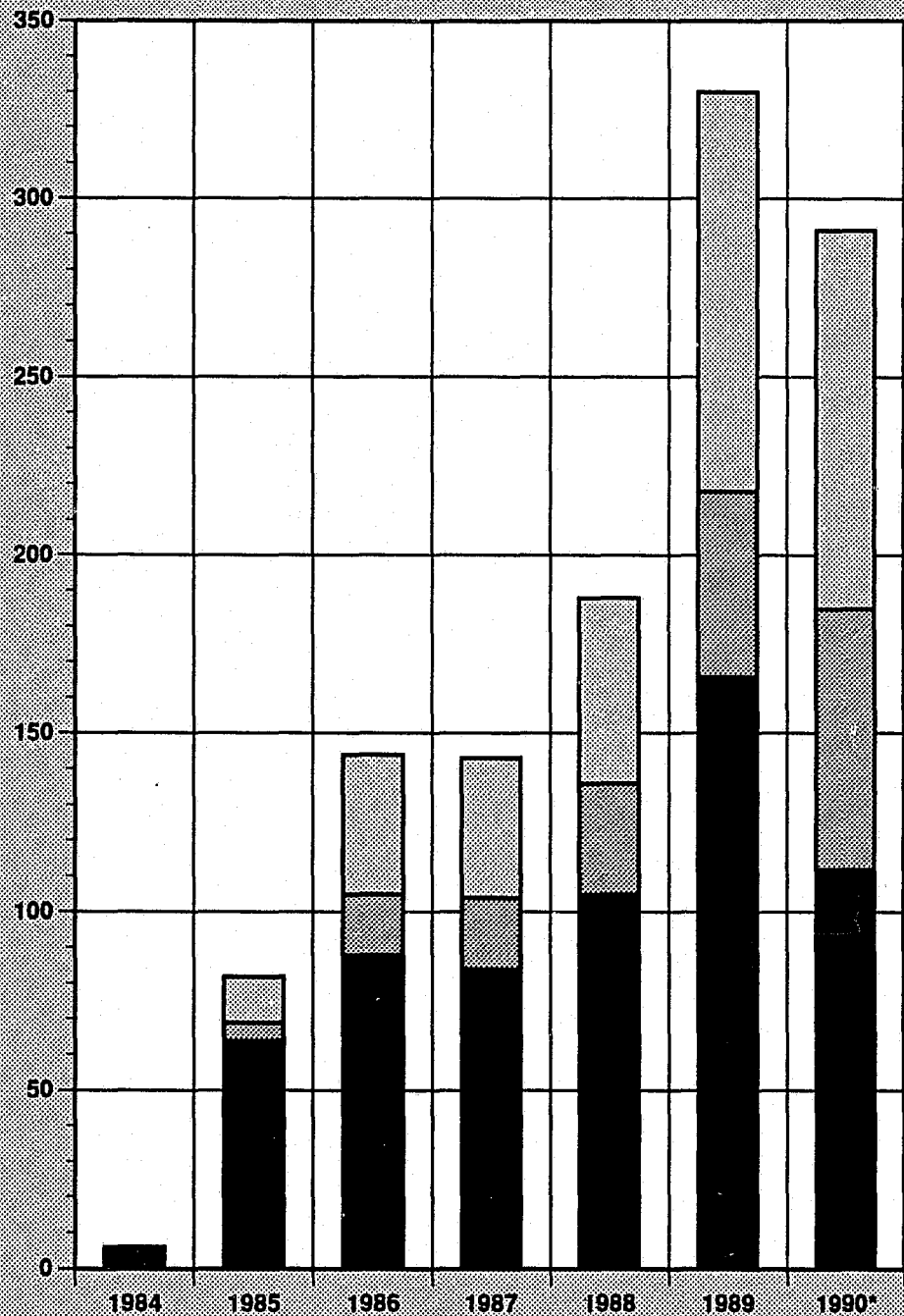
TOTALS

None Completed 362

Some Completed 199

All Completed 623

Total Sentences 1,184



| | 1984 | 1985 | 1986 | 1987 | 1988 | 1989 | 1990* |
|-----------------|------|------|------|------|------|------|-------|
| None Completed | 1 | 13 | 39 | 39 | 52 | 112 | 106 |
| Some Completed | 1 | 5 | 17 | 20 | 31 | 52 | 73 |
| All Completed | 4 | 64 | 88 | 84 | 105 | 166 | 112 |
| Total Sentences | 6 | 82 | 144 | 143 | 188 | 330 | 291 |

*Offenders are still working toward completion of hours ordered during 1990.

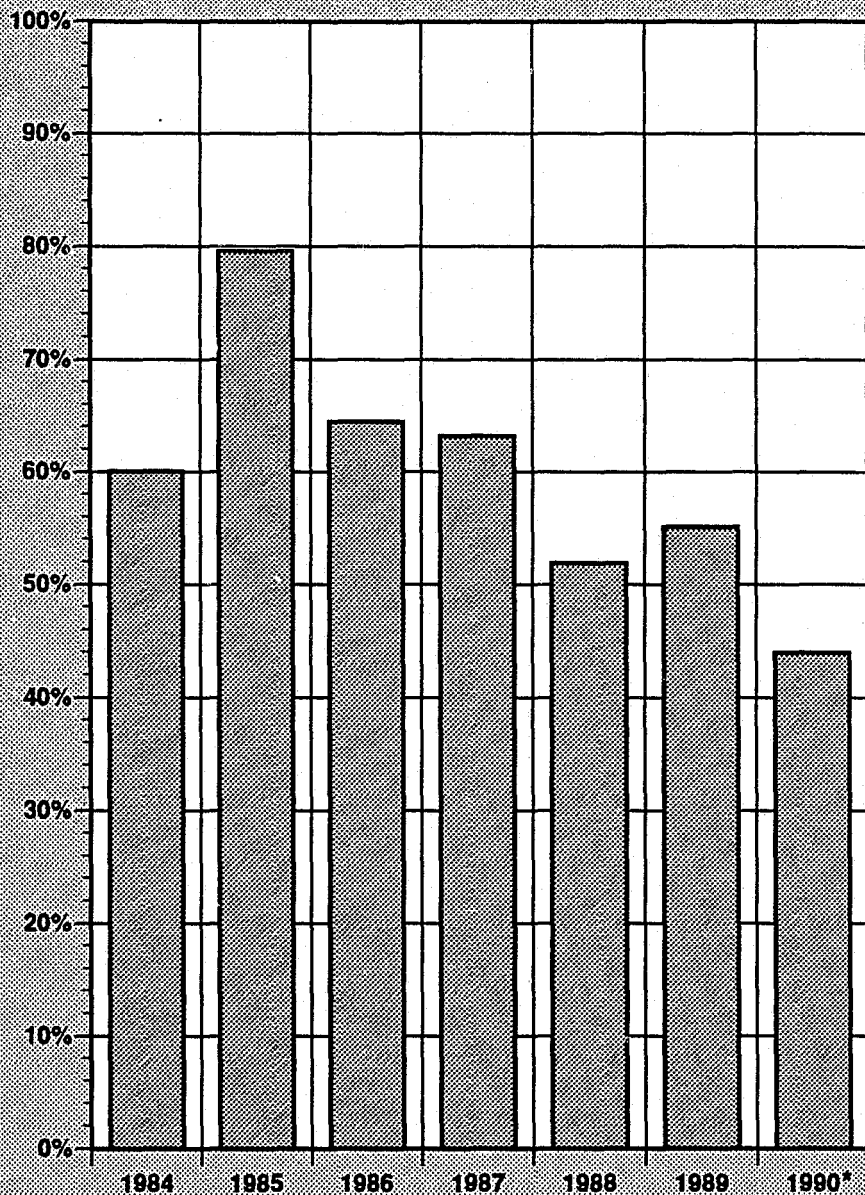
CLARK COUNTY

Percent of
Community Service
Hours Completed

July 1984 through
December 1990

TOTALS

| | |
|------------------------------------|---------|
| Original Sentence Hours | 184,605 |
| Hours Modified Up | 13,137 |
| Total Hours Original & Modified Up | 197,742 |
| Hours Completed | 108,740 |
| Percent Completed | 55% |



| | | | | | | | |
|------------------------------------|-----|--------|--------|--------|--------|--------|--------|
| Original Sentence Hours | 700 | 10,428 | 22,132 | 21,366 | 31,103 | 50,388 | 48,488 |
| Hours Modified Up | 116 | 400 | 698 | 696 | 8,064 | 1,554 | 1,609 |
| Total Hours Original & Modified Up | 816 | 10,828 | 22,830 | 22,062 | 39,167 | 51,942 | 50,097 |
| Hours Completed | 490 | 8,616 | 14,708 | 13,929 | 20,328 | 28,640 | 22,029 |
| Percent Completed | 60% | 80% | 64% | 63% | 52% | 55% | 44% |

*Offenders are still working toward completion of hours ordered during 1990.

COLUMBIA COUNTY

Community Service Completion

Analysis of Original Sentences

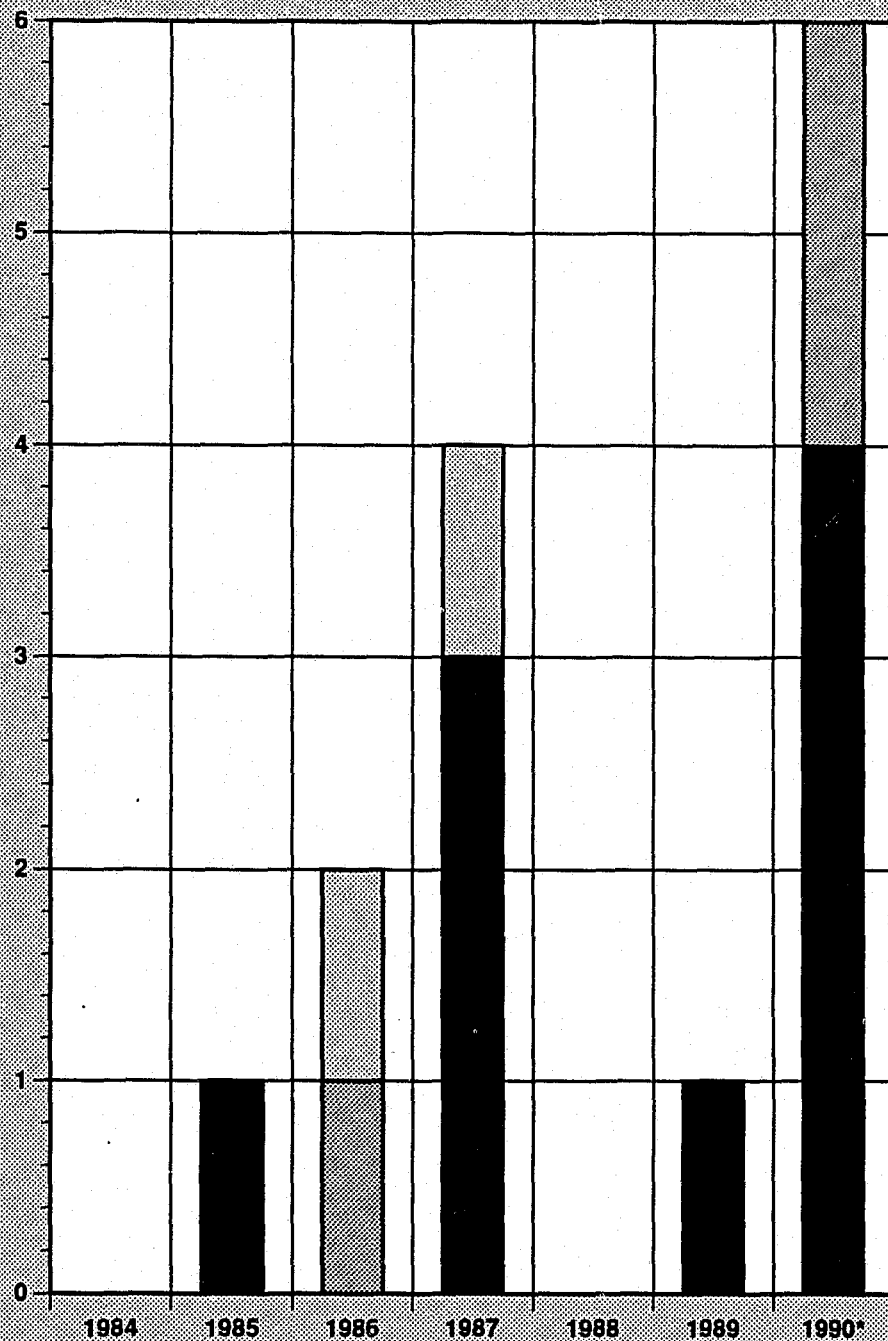
TOTALS

None
Completed 2

Some
Completed 3

All
Completed 9

Total Sentences 14



| | 1984 | 1985 | 1986 | 1987 | 1988 | 1989 | 1990* |
|-----------------|------|------|------|------|------|------|-------|
| None Completed | 0 | 0 | 1 | 1 | 0 | 0 | 0 |
| Some Completed | 0 | 0 | 1 | 0 | 0 | 0 | 2 |
| All Completed | 0 | 1 | 0 | 3 | 0 | 1 | 4 |
| Total Sentences | 0 | 1 | 2 | 4 | 0 | 1 | 6 |

*Offenders are still working toward completion of hours ordered during 1990.

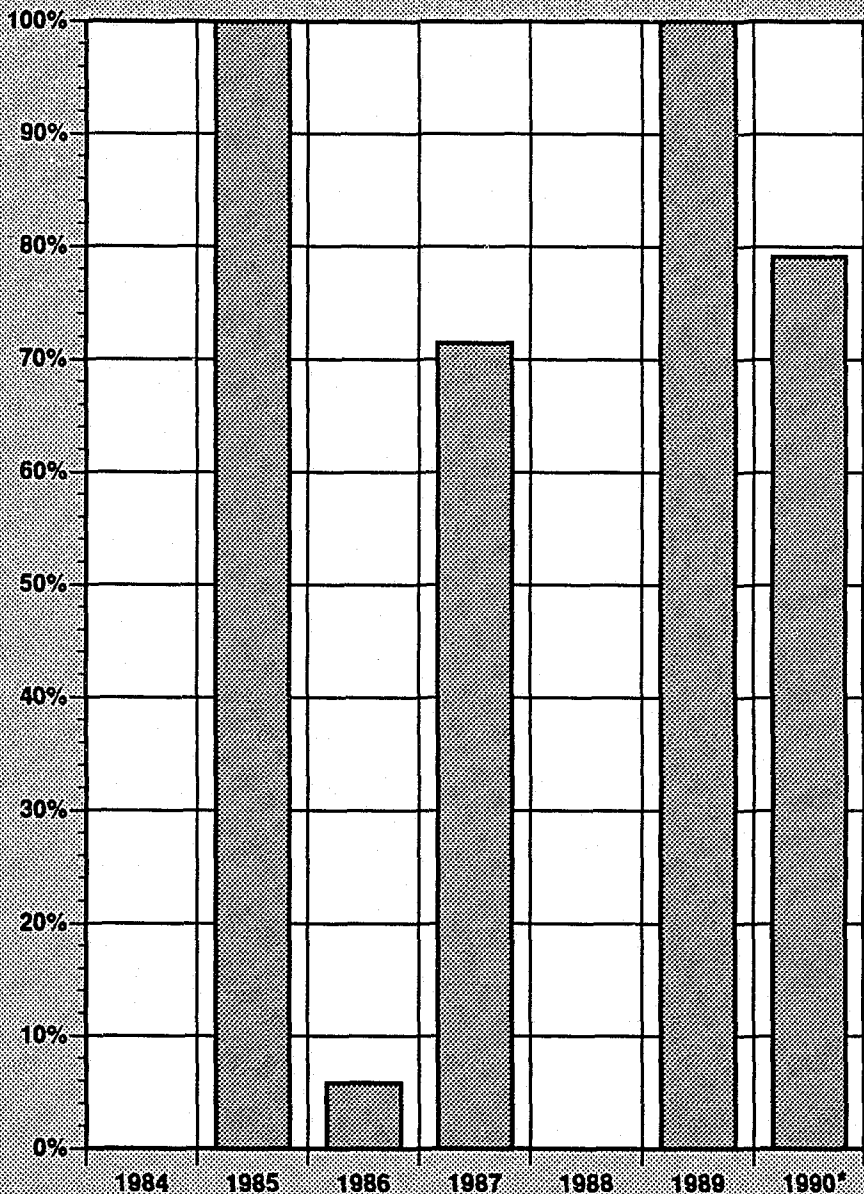
COLUMBIA COUNTY

Percent of
Community Service
Hours Completed

July 1984 through
December 1990

TOTALS

| | |
|------------------------------------|-------|
| Original Sentence Hours | 2,720 |
| Hours Modified Up | 0 |
| Total Hours Original & Modified Up | 2,720 |
| Hours Completed | 1,836 |
| Percent Completed | 68% |



| | | | | | | | |
|------------------------------------|----|------|-----|-----|----|------|-----|
| Original Sentence Hours | 0 | 240 | 480 | 840 | 0 | 240 | 920 |
| Hours Modified Up | 0 | 0 | 0 | 0 | 0 | 0 | 0 |
| Total Hours Original & Modified Up | 0 | 240 | 480 | 840 | 0 | 240 | 920 |
| Hours Completed | 0 | 240 | 28 | 600 | 0 | 240 | 728 |
| Percent Completed | 0% | 100% | 6% | 71% | 0% | 100% | 79% |

*Offenders are still working toward completion of hours ordered during 1990.

COWLITZ COUNTY

Community Service Completion

Analysis of Original Sentences

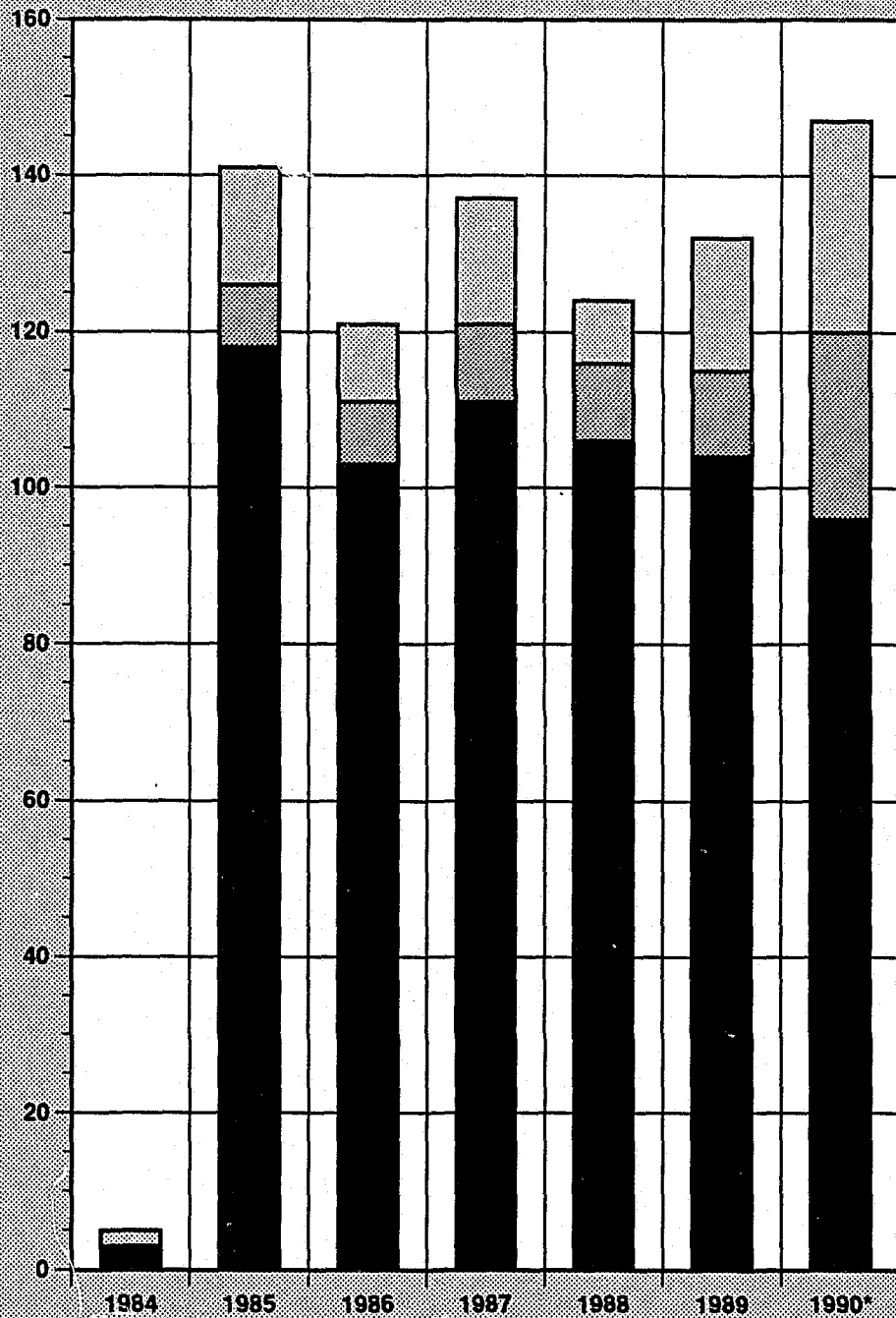
TOTALS

None Completed 95

Some Completed 71

All Completed 641

Total Sentences 807



| | | | | | | | | |
|--|-----------------|---|-----|-----|-----|-----|-----|-----|
| | None Completed | 2 | 15 | 10 | 16 | 8 | 17 | 27 |
| | Some Completed | 0 | 8 | 8 | 10 | 10 | 11 | 24 |
| | All Completed | 3 | 118 | 103 | 111 | 106 | 104 | 96 |
| | Total Sentences | 5 | 141 | 121 | 137 | 124 | 132 | 147 |

*Offenders are still working toward completion of hours ordered during 1990.

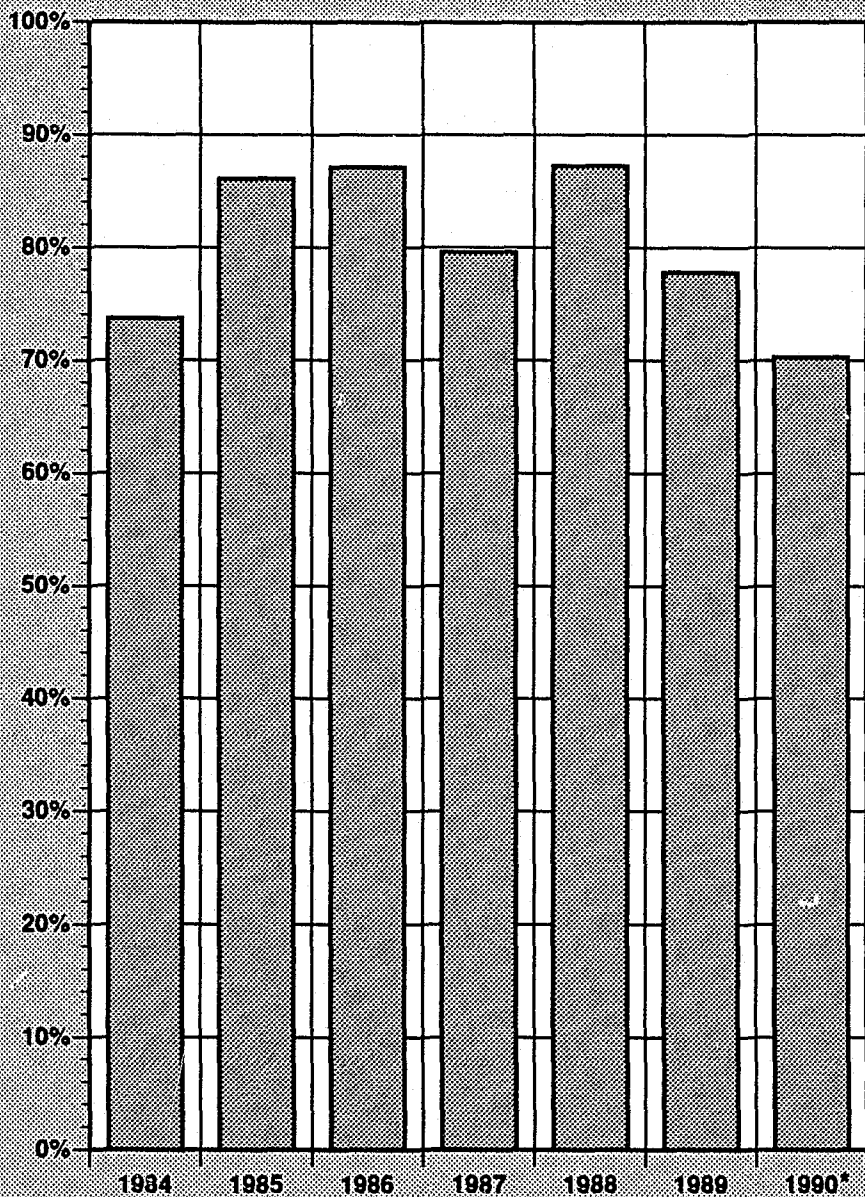
COWLITZ COUNTY

Percent of
Community Service
Hours Completed

July 1984 through
December 1990

TOTALS

| | |
|---------------------------------------|---------|
| Original Sentence Hours | 118,134 |
| Hours Modified Up | 4,940 |
| Total Hours Original & Modified Up | 123,074 |
| Hours Completed | 99,290 |
| Percent Completed | 81% |



| | | | | | | | |
|------------------------------------|-----|--------|--------|--------|--------|--------|--------|
| Original Sentence Hours | 760 | 20,156 | 17,458 | 18,520 | 17,140 | 20,616 | 23,484 |
| Hours Modified Up | 0 | 480 | 240 | 2,255 | 803 | 657 | 505 |
| Total Hours Original & Modified Up | 760 | 20,636 | 17,698 | 20,775 | 17,943 | 21,273 | 23,989 |
| Hours Completed | 560 | 17,752 | 15,415 | 16,530 | 15,641 | 16,543 | 16,849 |
| Percent Completed | 74% | 86% | 87% | 80% | 87% | 78% | 70% |

*Offenders are still working toward completion of hours ordered during 1990.

DOUGLAS COUNTY

Community Service Completion

Analysis of Original Sentences

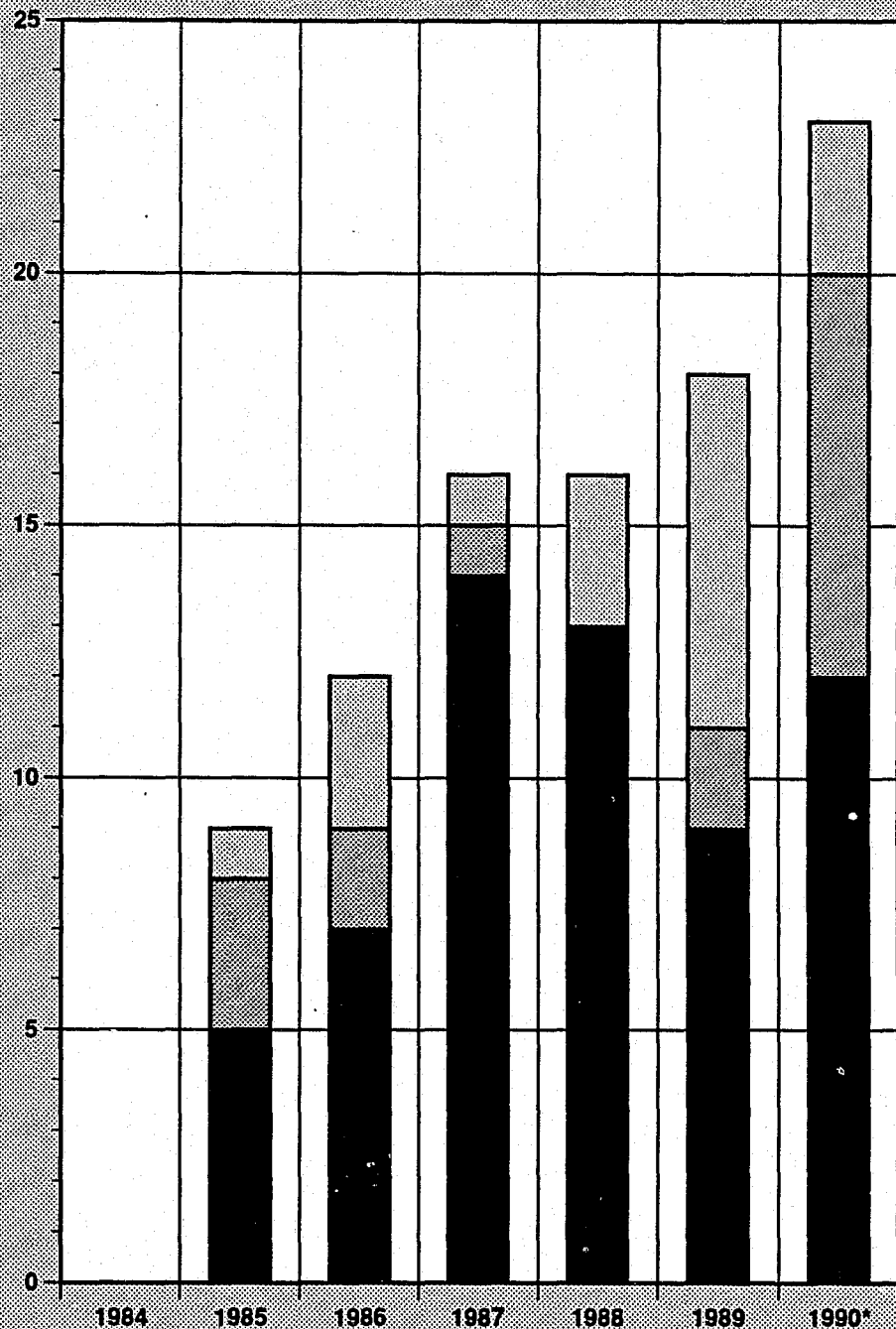
TOTALS

None
Completed 18

Some
Completed 16

All
Completed 60

Total Sentences 94



| | 1984 | 1985 | 1986 | 1987 | 1988 | 1989 | 1990* |
|-----------------|------|------|------|------|------|------|-------|
| None Completed | 0 | 1 | 3 | 1 | 3 | 7 | 3 |
| Some Completed | 0 | 3 | 2 | 1 | 0 | 2 | 8 |
| All Completed | 0 | 5 | 7 | 14 | 13 | 9 | 12 |
| Total Sentences | 0 | 9 | 12 | 16 | 16 | 18 | 23 |

*Offenders are still working toward completion of hours ordered during 1990.

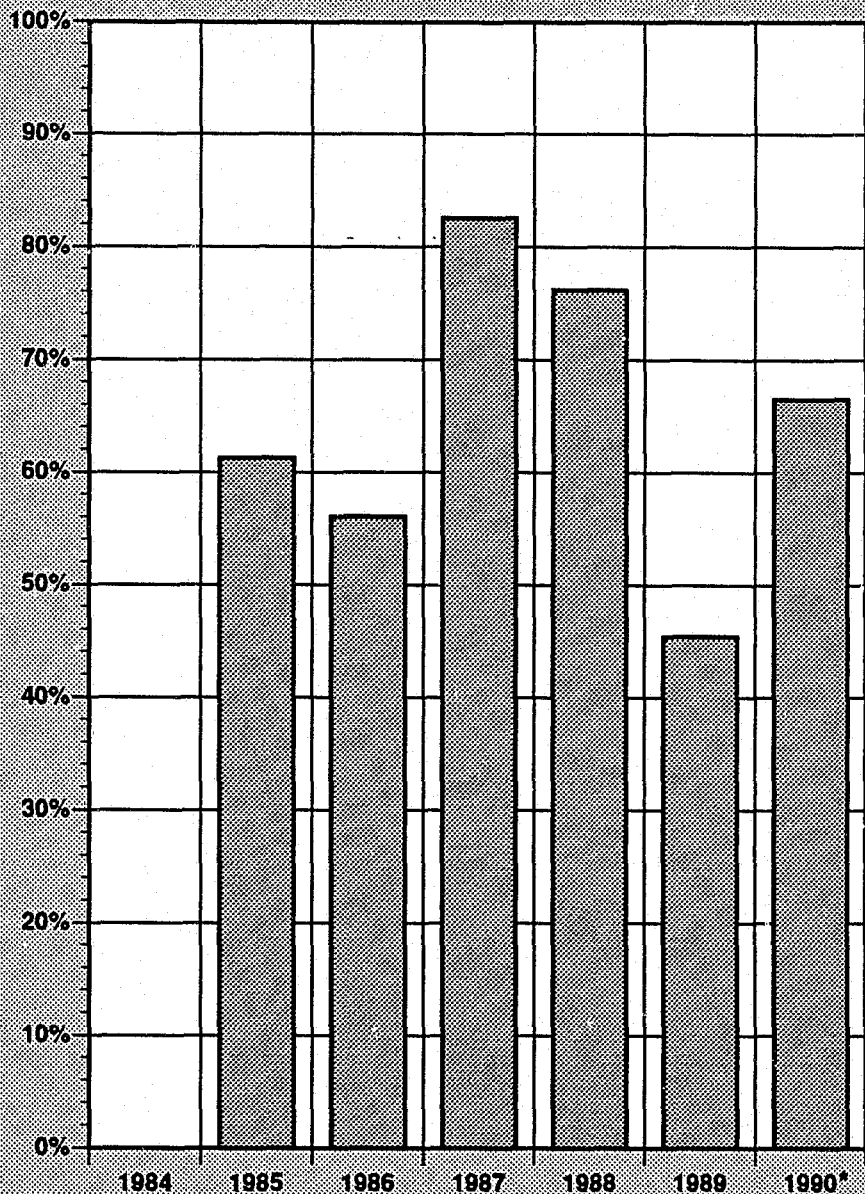
DOUGLAS COUNTY

Percent of
Community Service
Hours Completed

July 1984 through
December 1990

TOTALS

| | |
|---------------------------------------|--------|
| Original Sentence Hours | 15,834 |
| Hours Modified Up | 353 |
| Total Hours Original & Modified Up | 16,187 |
| Hours Completed | 10,457 |
| Percent Completed | 65% |



| | | | | | | | |
|------------------------------------|----|-----|-------|-------|-------|-------|-------|
| Original Sentence Hours | 0 | 924 | 2,160 | 2,594 | 2,380 | 3,216 | 4,560 |
| Hours Modified Up | 0 | 0 | 0 | 0 | 0 | 0 | 353 |
| Total Hours Original & Modified Up | 0 | 924 | 2,160 | 2,594 | 2,380 | 3,216 | 4,913 |
| Hours Completed | 0 | 566 | 1,211 | 2,141 | 1,812 | 1,461 | 3,266 |
| Percent Completed | 0% | 61% | 56% | 83% | 76% | 45% | 66% |

*Offenders are still working toward completion of hours ordered during 1990.

FERRY COUNTY

Community Service
Completion

Analysis of Original
Sentences

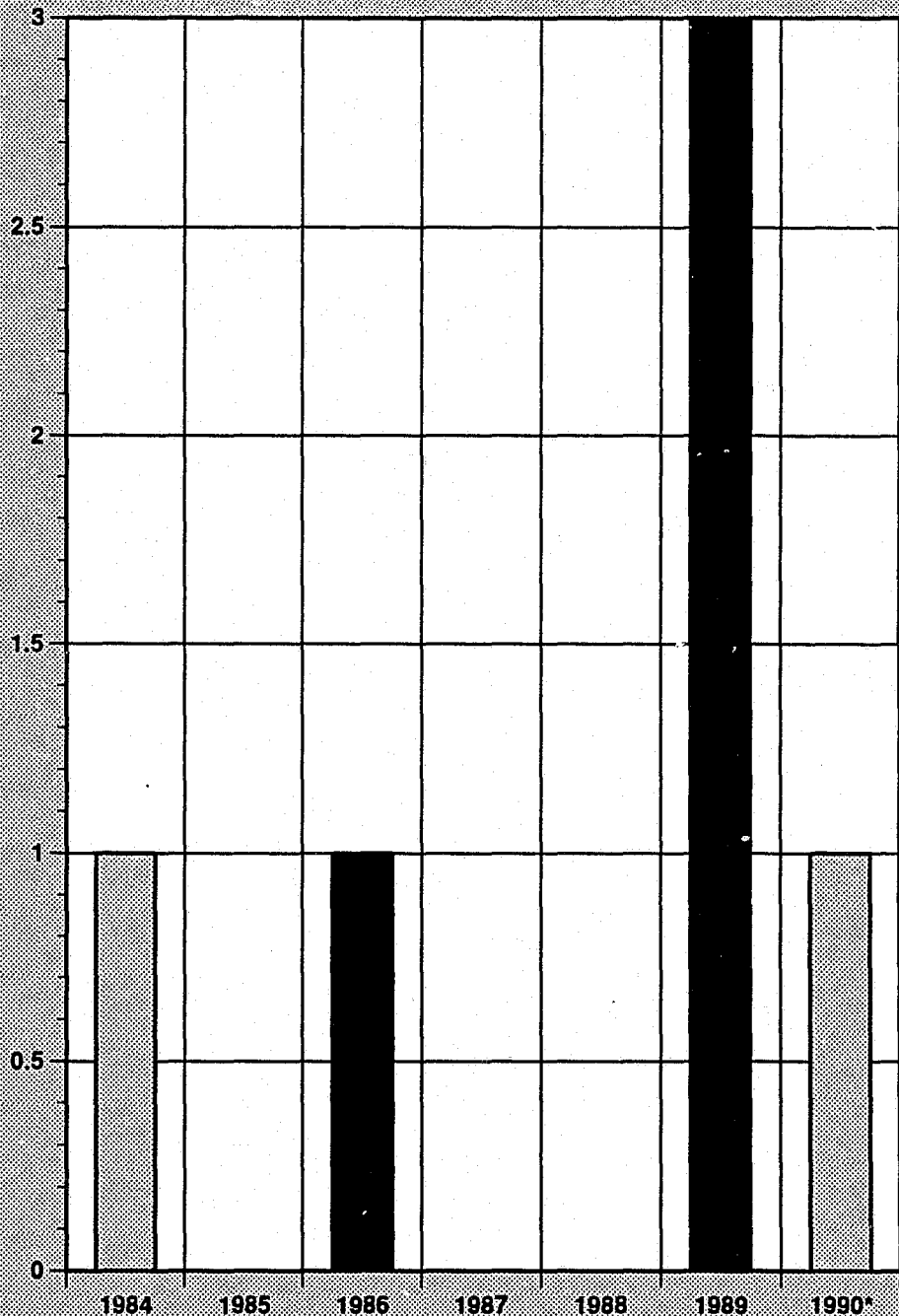
TOTALS

None
Completed 2

Some
Completed 0

All
Completed 4

Total Sentences 6



| | 1984 | 1985 | 1986 | 1987 | 1988 | 1989 | 1990* |
|-----------------|------|------|------|------|------|------|-------|
| None Completed | 1 | 0 | 0 | 0 | 0 | 0 | 1 |
| Some Completed | 0 | 0 | 0 | 0 | 0 | 0 | 0 |
| All Completed | 0 | 0 | 1 | 0 | 0 | 3 | 0 |
| Total Sentences | 1 | 0 | 1 | 0 | 0 | 3 | 1 |

*Offenders are still working toward completion of hours ordered during 1990.


FERRY COUNTY

Percent of
Community Service
Hours Completed

July 1984 through
December 1990

TOTALS

| | |
|------------------------------------|-------|
| Original Sentence Hours | 1,104 |
| Hours Modified Up | 0 |
| Total Hours Original & Modified Up | 1,104 |
| Hours Completed | 624 |
| Percent Completed | 57% |



| | 1984 | 1985 | 1986 | 1987 | 1988 | 1989 | 1990* |
|------------------------------------|------|------|------|------|------|------|-------|
| Original Sentence Hours | 240 | 0 | 184 | 0 | 0 | 440 | 240 |
| Hours Modified Up | 0 | 0 | 0 | 0 | 0 | 0 | 0 |
| Total Hours Original & Modified Up | 240 | 0 | 184 | 0 | 0 | 440 | 240 |
| Hours Completed | 0 | 0 | 184 | 0 | 0 | 440 | 0 |
| Percent Completed | 0% | 0% | 100% | 0% | 0% | 100% | 0% |

*Offenders are still working toward completion of hours ordered during 1990.

FRANKLIN COUNTY

Community Service Completion

Analysis of Original Sentences

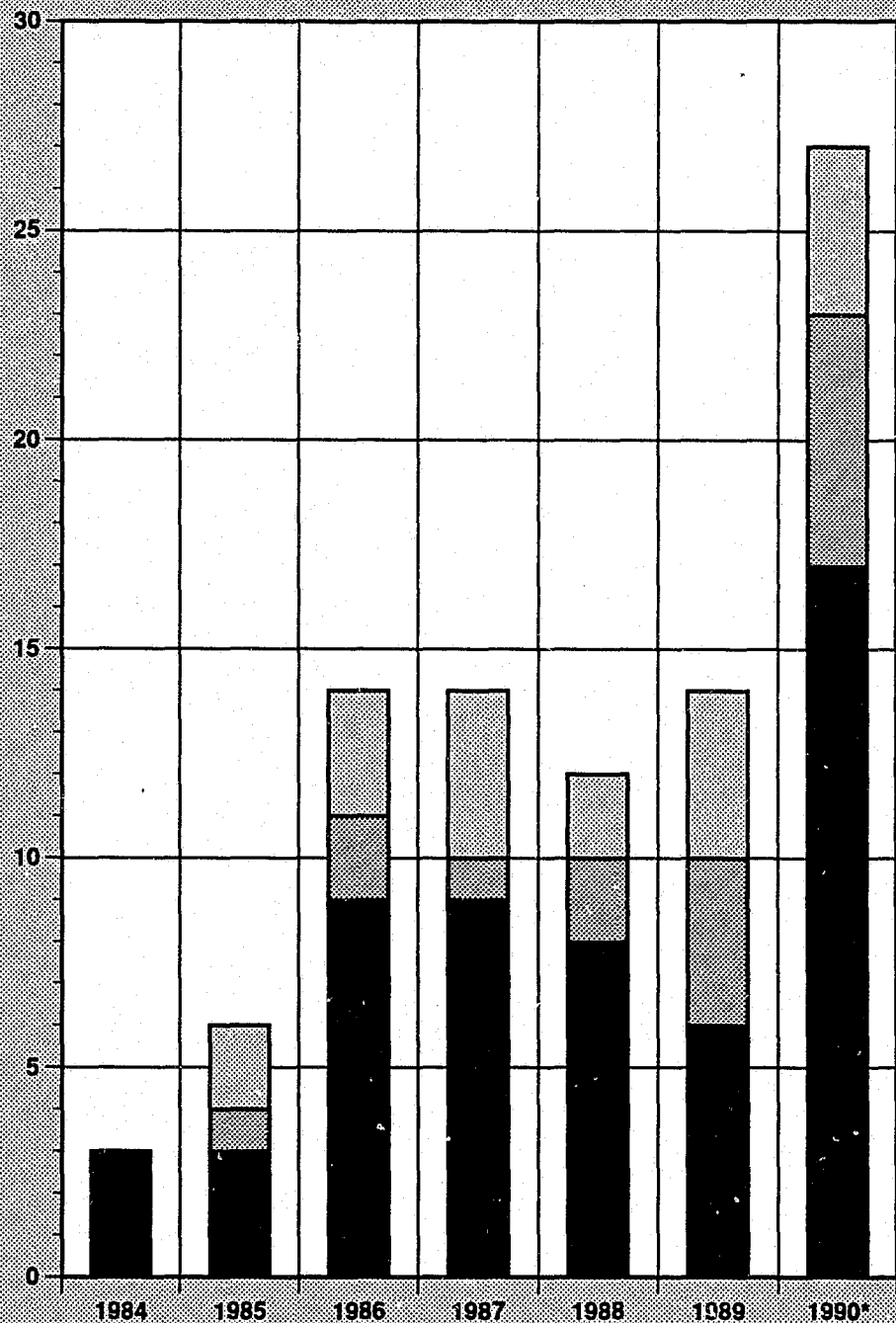
TOTALS

None Completed 19

Some Completed 16

All Completed 55

Total Sentences 90



| | 1984 | 1985 | 1986 | 1987 | 1988 | 1989 | 1990* |
|-----------------|------|------|------|------|------|------|-------|
| None Completed | 0 | 2 | 3 | 4 | 2 | 4 | 4 |
| Some Completed | 0 | 1 | 2 | 1 | 2 | 4 | 6 |
| All Completed | 3 | 3 | 9 | 9 | 8 | 6 | 17 |
| Total Sentences | 3 | 6 | 14 | 14 | 12 | 14 | 27 |

*Offenders are still working toward completion of hours ordered during 1990.

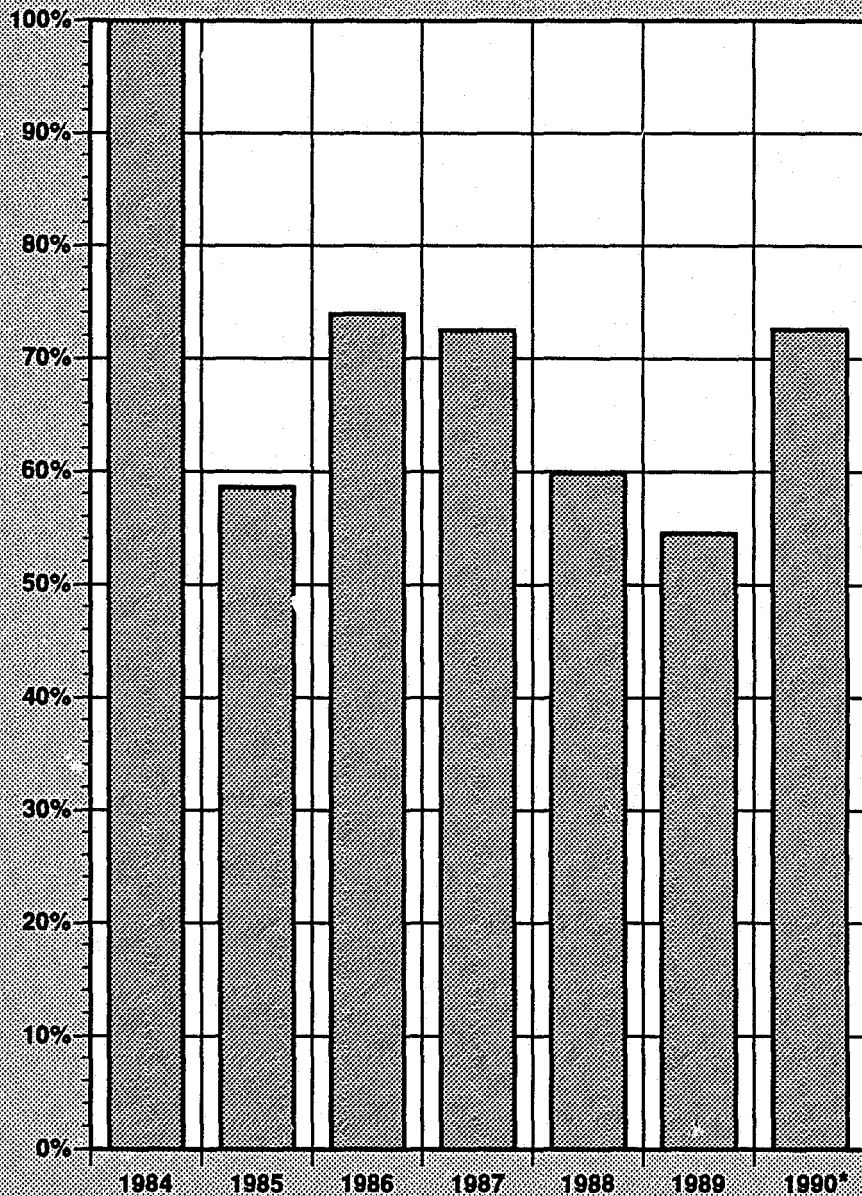
FRANKLIN COUNTY

Percent of
Community Service
Hours Completed

July 1984 through
December 1990

TOTALS

| | |
|---------------------------------------|--------|
| Original Sentence Hours | 15,491 |
| Hours Modified Up | 652 |
| Total Hours Original & Modified Up | 16,143 |
| Hours Completed | 10,977 |
| Percent Completed | 68% |



| | | | | | | | |
|------------------------------------|------|-------|-------|-------|-------|-------|-------|
| Original Sentence Hours | 440 | 1,156 | 2,160 | 2,368 | 1,840 | 2,352 | 5,175 |
| Hours Modified Up | 0 | 0 | 0 | 130 | 522 | 0 | 0 |
| Total Hours Original & Modified Up | 440 | 1,156 | 2,160 | 2,498 | 2,362 | 2,352 | 5,175 |
| Hours Completed | 440 | 677 | 1,596 | 1,810 | 1,414 | 1,283 | 3,757 |
| Percent Completed | 100% | 59% | 74% | 72% | 60% | 55% | 73% |

*Offenders are still working toward completion of hours ordered during 1990.

GARFIELD COUNTY

Community Service Completion

Analysis of Original Sentences

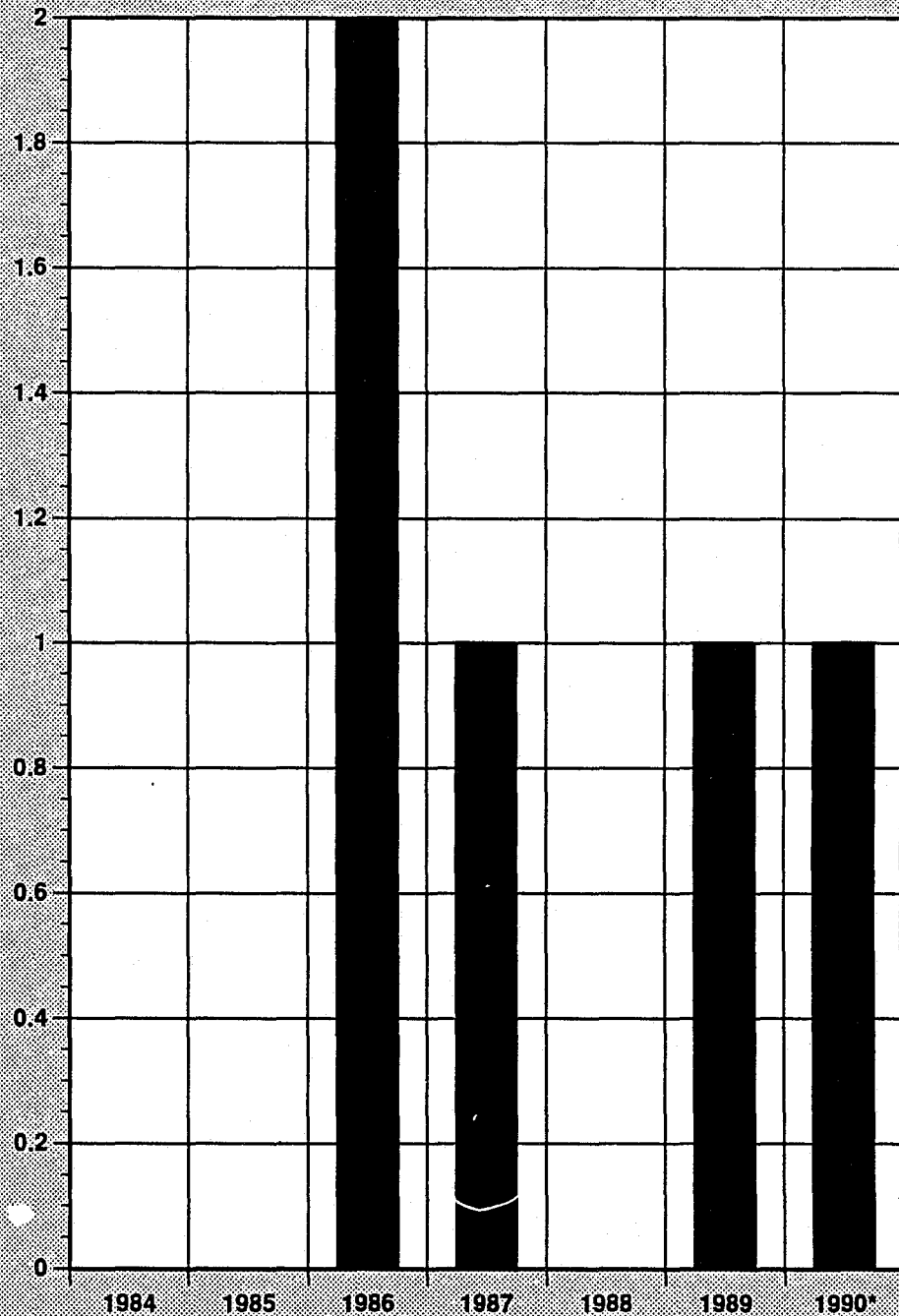
TOTALS

None Completed 0

Some Completed 0

All Completed 5

Total Sentences 5



| | 1984 | 1985 | 1986 | 1987 | 1988 | 1989 | 1990* |
|-----------------|------|------|------|------|------|------|-------|
| None Completed | 0 | 0 | 0 | 0 | 0 | 0 | 0 |
| Some Completed | 0 | 0 | 0 | 0 | 0 | 0 | 0 |
| All Completed | 0 | 0 | 2 | 1 | 0 | 1 | 1 |
| Total Sentences | 0 | 0 | 2 | 1 | 0 | 1 | 1 |

*Offenders are still working toward completion of hours ordered during 1990.

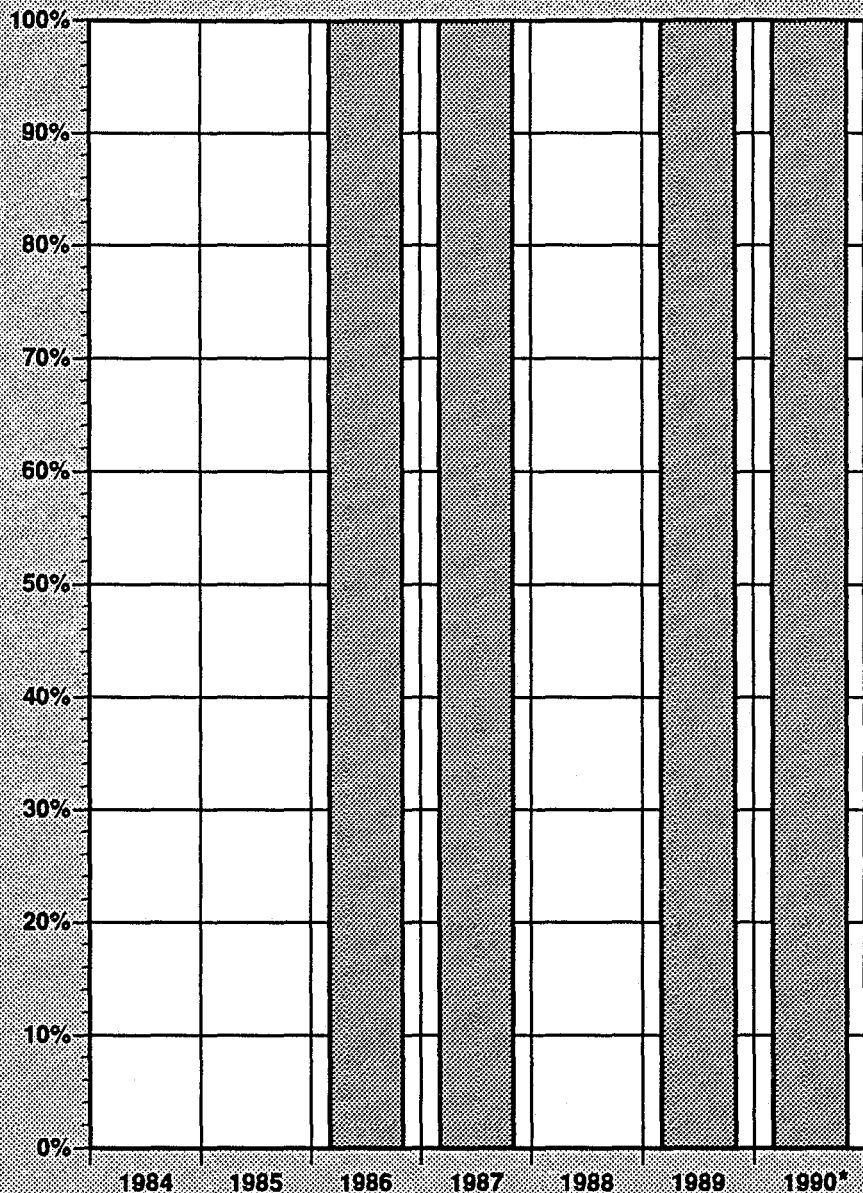
GARFIELD COUNTY

Percent of
Community Service
Hours Completed

July 1984 through
December 1990

TOTALS

| | |
|---------------------------------------|------|
| Original Sentence Hours | 780 |
| Hours Modified Up | 0 |
| Total Hours Original & Modified Up | 780 |
| Hours Completed | 780 |
| Percent Completed | 100% |



| | 1984 | 1985 | 1986 | 1987 | 1988 | 1989 | 1990* |
|------------------------------------|------|------|------|------|------|------|-------|
| Original Sentence Hours | 0 | 0 | 320 | 240 | 0 | 100 | 120 |
| Hours Modified Up | 0 | 0 | 0 | 0 | 0 | 0 | 0 |
| Total Hours Original & Modified Up | 0 | 0 | 320 | 240 | 0 | 100 | 120 |
| Hours Completed | 0 | 0 | 320 | 240 | 0 | 100 | 120 |
| Percent Completed | 0% | 0% | 100% | 100% | 0% | 100% | 100% |

*Offenders are still working toward completion of hours ordered during 1990.

GRANT COUNTY

Community Service
Completion

Analysis of Original
Sentences

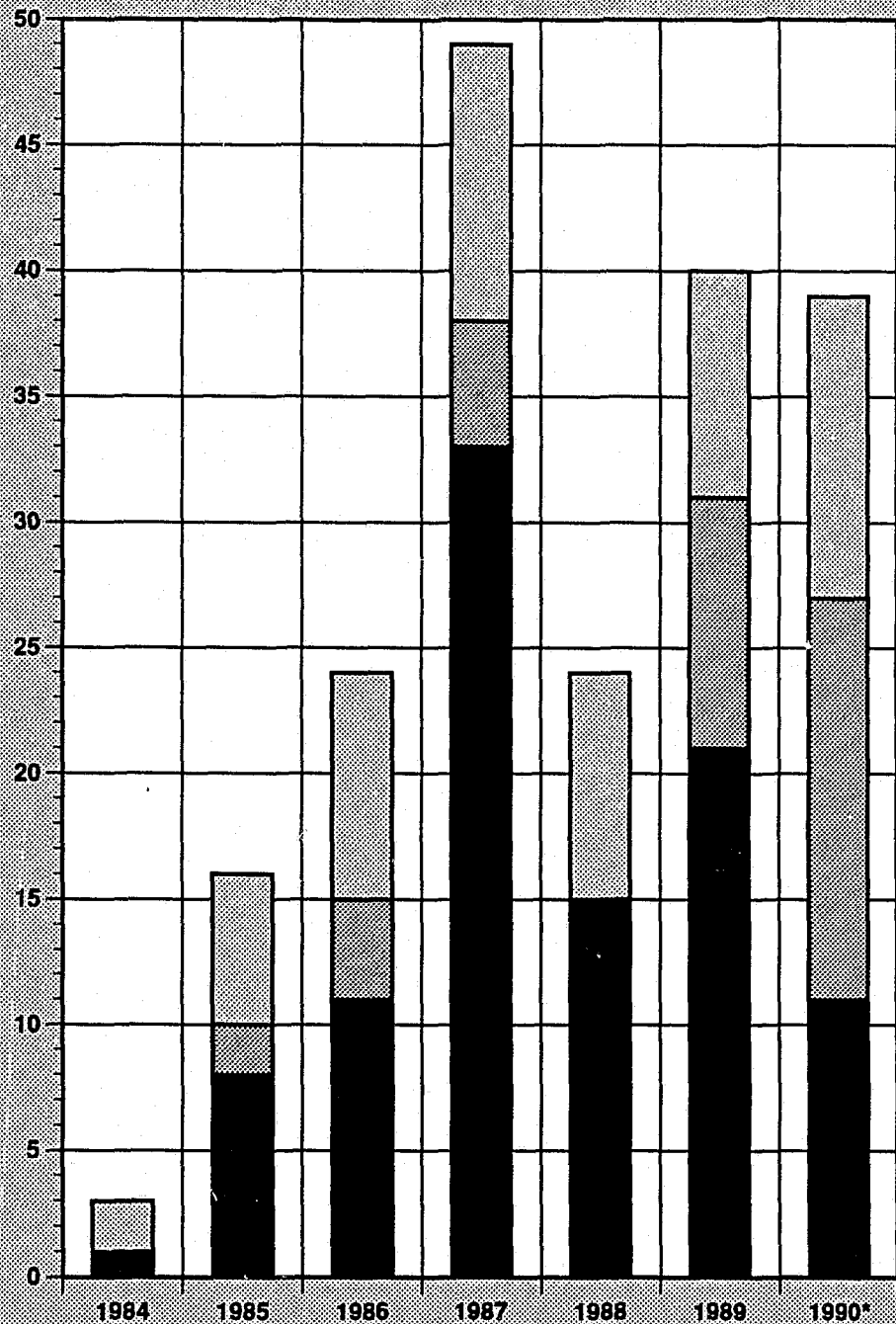
TOTALS

None
Completed 58

Some
Completed 37

All
Completed 100

Total Sentences 195



| | 1984 | 1985 | 1986 | 1987 | 1988 | 1989 | 1990* |
|-----------------|------|------|------|------|------|------|-------|
| None Completed | 2 | 6 | 9 | 11 | 9 | 9 | 12 |
| Some Completed | 0 | 2 | 4 | 5 | 0 | 10 | 16 |
| All Completed | 1 | 8 | 11 | 33 | 15 | 21 | 11 |
| Total Sentences | 3 | 16 | 24 | 49 | 24 | 40 | 39 |

*Offenders are still working toward completion of hours ordered during 1990.

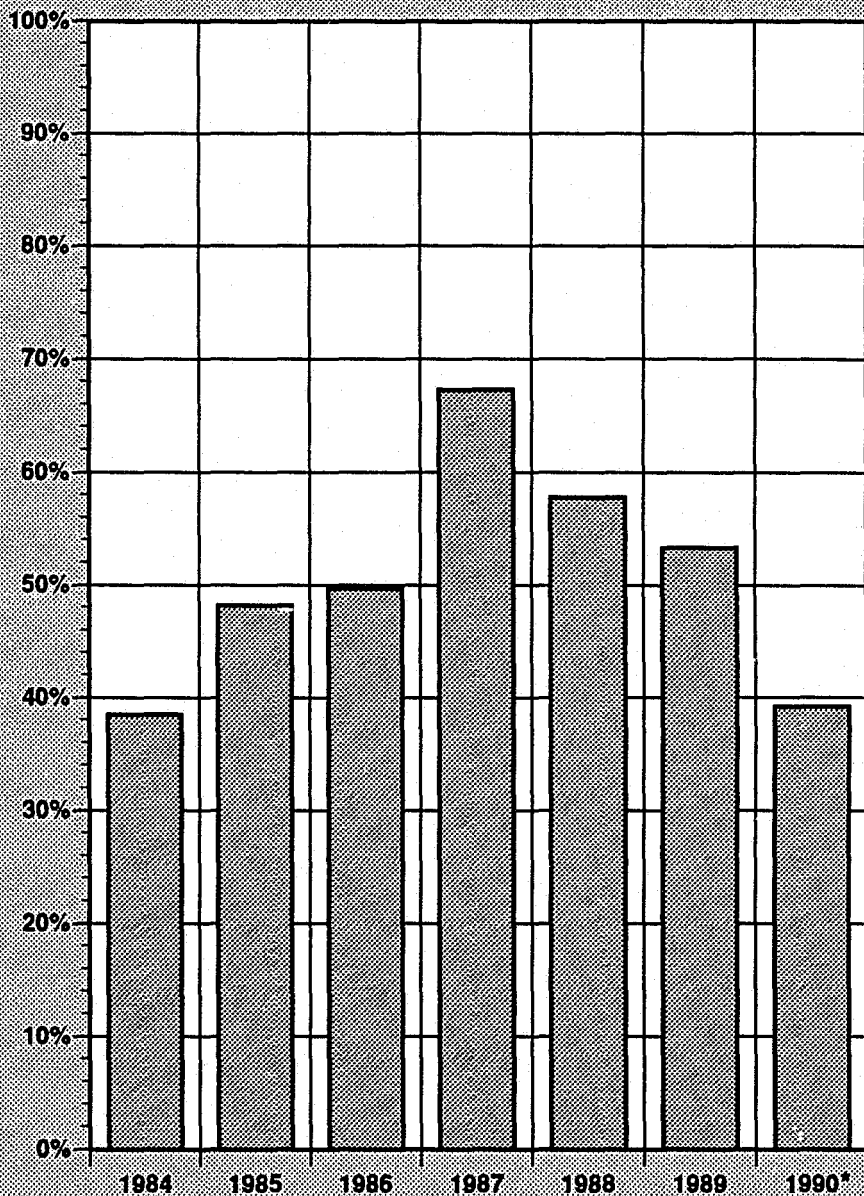
GRANT COUNTY

Percent of
Community Service
Hours Completed

July 1984 through
December 1990

TOTALS

| | |
|------------------------------------|--------|
| Original Sentence Hours | 33,864 |
| Hours Modified Up | 288 |
| Total Hours Original & Modified Up | 34,152 |
| Hours Completed | 18,323 |
| Percent Completed | 54% |



| | 1984 | 1985 | 1986 | 1987 | 1988 | 1989 | 1990* |
|------------------------------------|------|-------|-------|-------|-------|-------|-------|
| Original Sentence Hours | 416 | 2,324 | 4,416 | 9,032 | 4,156 | 6,592 | 6,928 |
| Hours Modified Up | 0 | 0 | 0 | 0 | 0 | 248 | 40 |
| Total Hours Original & Modified Up | 416 | 2,324 | 4,416 | 9,032 | 4,156 | 6,840 | 6,968 |
| Hours Completed | 160 | 1,120 | 2,193 | 6,072 | 2,400 | 3,649 | 2,729 |
| Percent Completed | 38% | 48% | 50% | 67% | 58% | 53% | 39% |

*Offenders are still working toward completion of hours ordered during 1990.

GRAYS HARBOR COUNTY

Community Service Completion

Analysis of Original Sentences

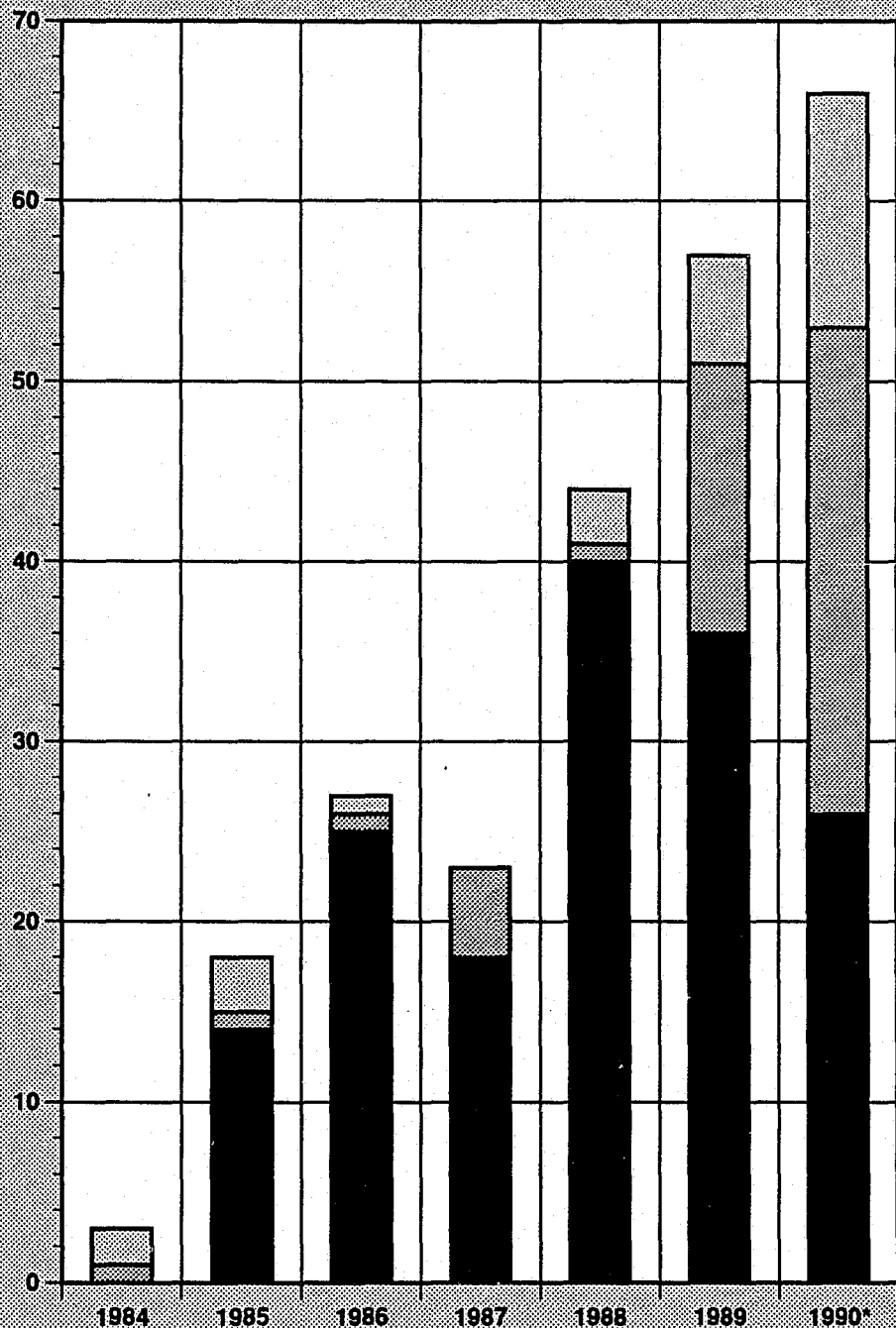
TOTALS

None Completed 28

Some Completed 51

All Completed 159

Total Sentences 238



| | | | | | | | | |
|--|-----------------|---|----|----|----|----|----|----|
| | None Completed | 2 | 3 | 1 | 0 | 3 | 6 | 13 |
| | Some Completed | 1 | 1 | 1 | 5 | 1 | 15 | 27 |
| | All Completed | 0 | 14 | 25 | 18 | 40 | 36 | 26 |
| | Total Sentences | 3 | 18 | 27 | 23 | 44 | 57 | 66 |

*Offenders are still working toward completion of hours ordered during 1990.

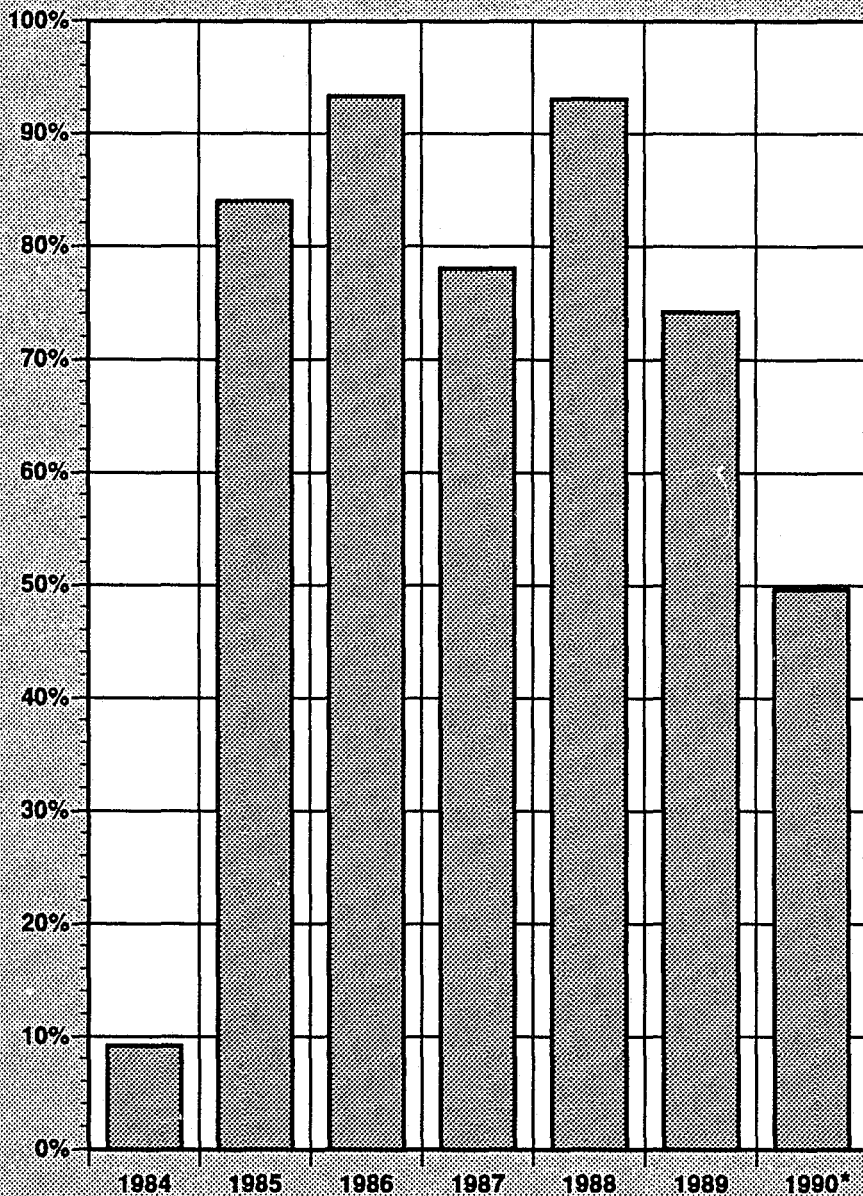
GRAYS HARBOR COUNTY

Percent of
Community Service
Hours Completed

July 1984 through
December 1990

TOTALS

| | |
|---------------------------------------|--------|
| Original Sentence Hours | 43,847 |
| Hours Modified Up | 720 |
| Total Hours Original & Modified Up | 44,567 |
| Hours Completed | 32,794 |
| Percent Completed | 74% |



| | | | | | | | |
|------------------------------------|-----|-------|-------|-------|-------|--------|--------|
| Original Sentence Hours | 740 | 3,990 | 5,538 | 4,085 | 7,692 | 10,370 | 11,432 |
| Hours Modified Up | 0 | 0 | 0 | 120 | 120 | 240 | 240 |
| Total Hours Original & Modified Up | 740 | 3,990 | 5,538 | 4,205 | 7,812 | 10,610 | 11,672 |
| Hours Completed | 68 | 3,350 | 5,166 | 3,280 | 7,268 | 7,869 | 5,793 |
| Percent Completed | 9% | 84% | 93% | 78% | 93% | 74% | 50% |

*Offenders are still working toward completion of hours ordered during 1990.

ISLAND COUNTY

Community Service Completion

Analysis of Original Sentences

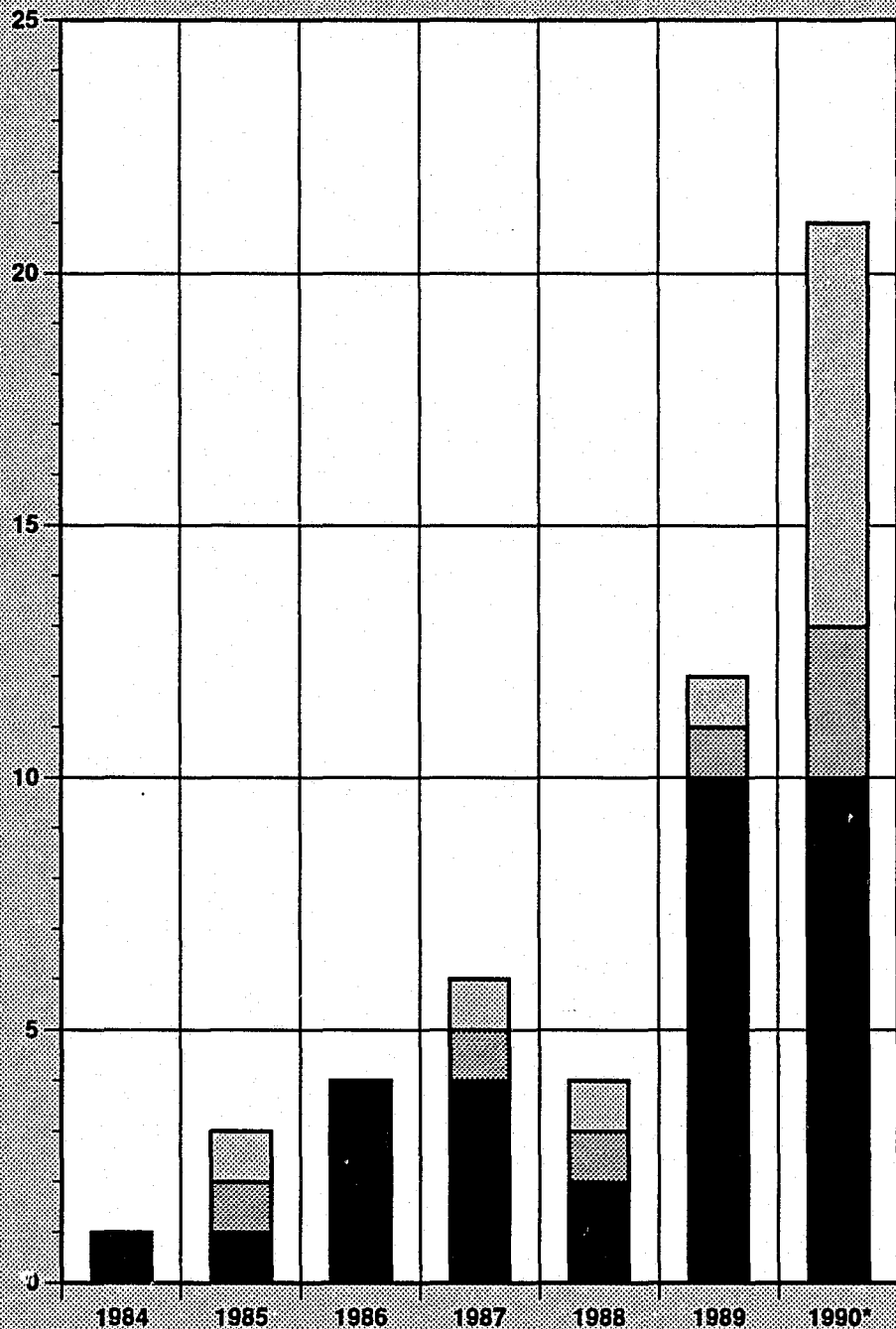
TOTALS

None
Completed 12

Some
Completed 7

All
Completed 32

Total Sentences 51



| | | | | | | | |
|-----------------|---|---|---|---|---|----|----|
| None Completed | 0 | 1 | 0 | 1 | 1 | 1 | 8 |
| Some Completed | 0 | 1 | 0 | 1 | 1 | 1 | 3 |
| All Completed | 1 | 1 | 4 | 4 | 2 | 10 | 10 |
| Total Sentences | 1 | 3 | 4 | 6 | 4 | 12 | 21 |

*Offenders are still working toward completion of hours ordered during 1990.

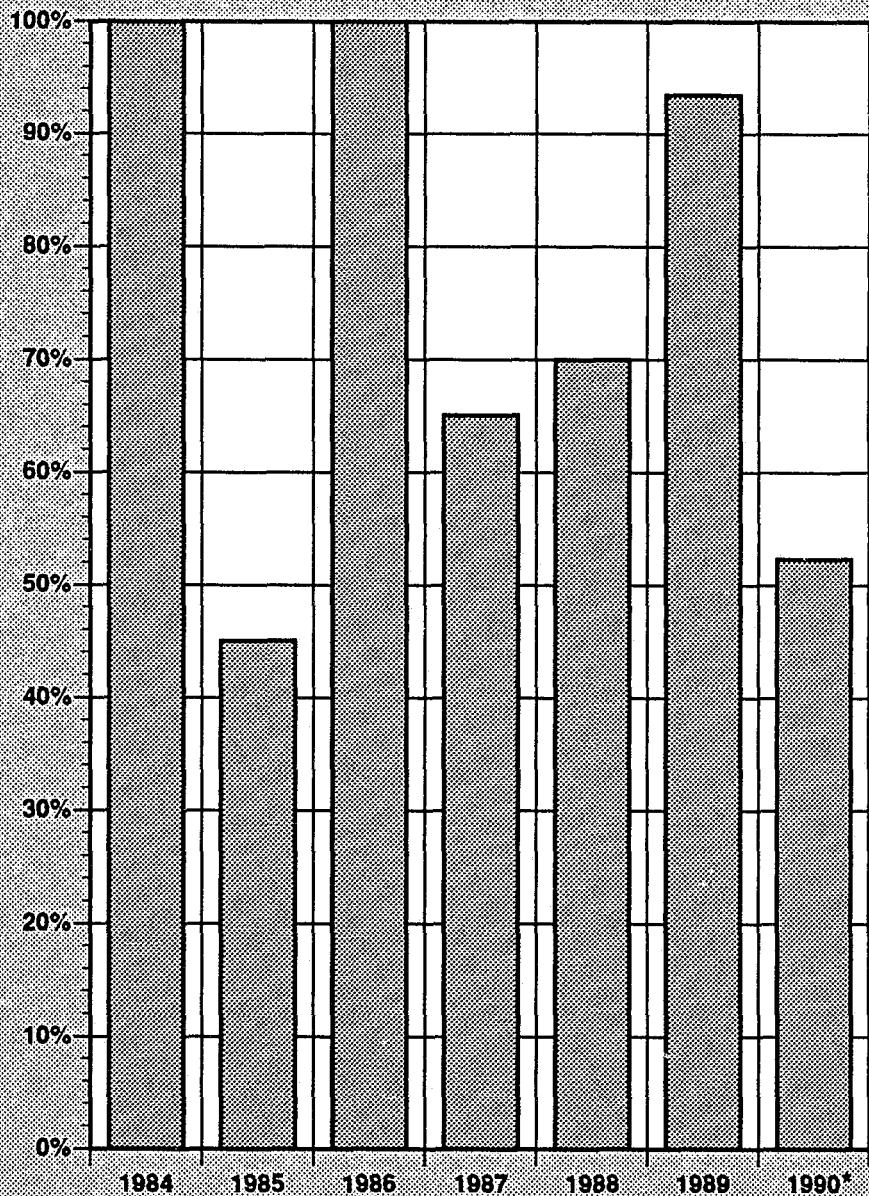
ISLAND COUNTY

Percent of
Community Service
Hours Completed

July 1984 through
December 1990

TOTALS

| | |
|---------------------------------------|-------|
| Original Sentence Hours | 8,259 |
| Hours Modified Up | 100 |
| Total Hours Original & Modified Up | 8,359 |
| Hours Completed | 5,762 |
| Percent Completed | 69% |



| | 1984 | 1985 | 1986 | 1987 | 1988 | 1989 | 1990* |
|------------------------------------|------|------|------|------|------|-------|-------|
| Original Sentence Hours | 360 | 320 | 460 | 784 | 640 | 1,855 | 3,840 |
| Hours Modified Up | 0 | 0 | 100 | 0 | 0 | 0 | 0 |
| Total Hours Original & Modified Up | 360 | 320 | 560 | 784 | 640 | 1,855 | 3,840 |
| Hours Completed | 360 | 144 | 560 | 510 | 448 | 1,733 | 2,007 |
| Percent Completed | 100% | 45% | 100% | 65% | 70% | 93% | 52% |

*Offenders are still working toward completion of hours ordered during 1990.

JEFFERSON COUNTY

Community Service
Completion

Analysis of Original
Sentences

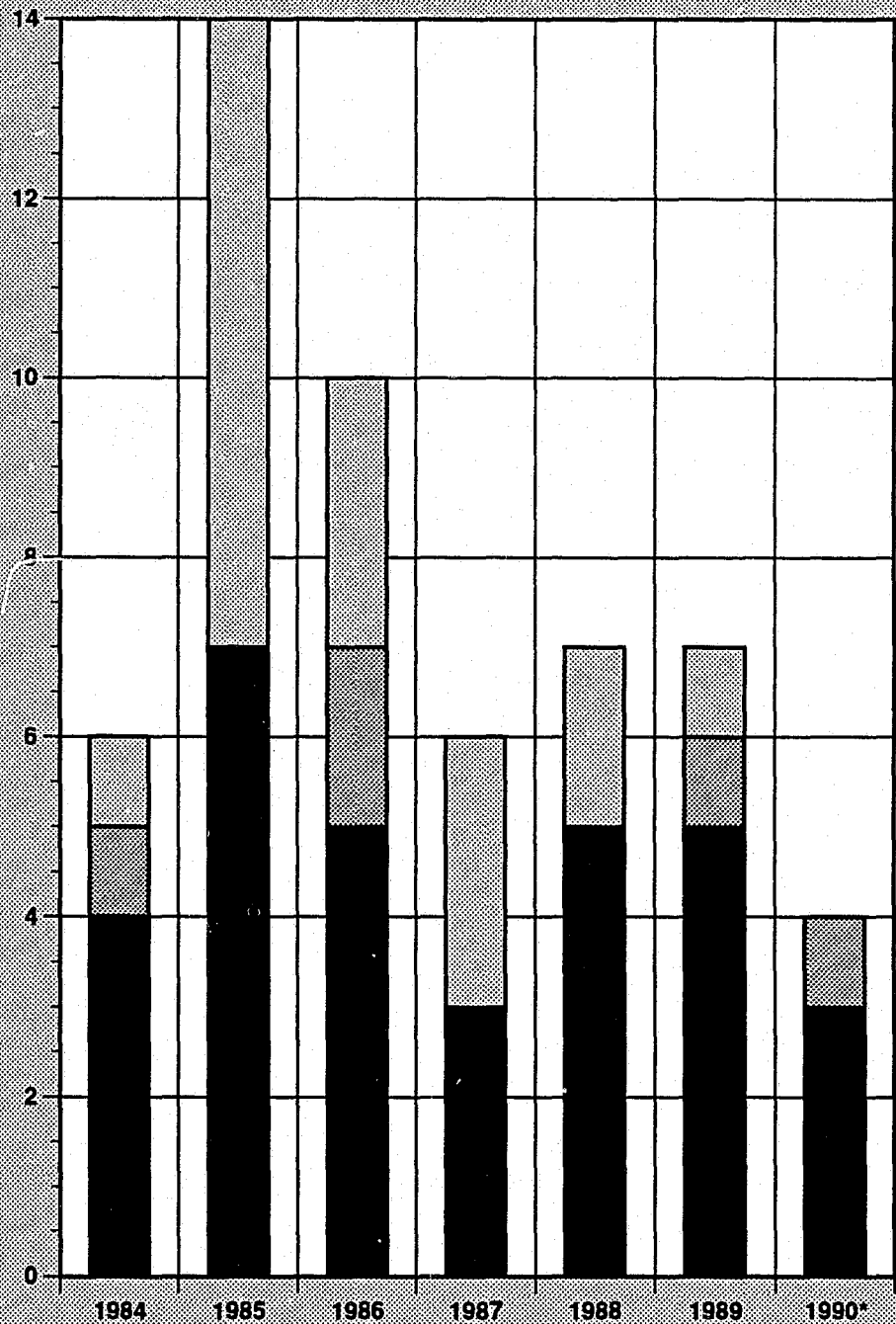
TOTALS

None
Completed 17

Some
Completed 5

All
Completed 32

Total Sentences 54



| | | | | | | | |
|-----------------|---|----|----|---|---|---|---|
| None Completed | 1 | 7 | 3 | 3 | 2 | 1 | 0 |
| Some Completed | 1 | 0 | 2 | 0 | 0 | 1 | 1 |
| All Completed | 4 | 7 | 5 | 3 | 5 | 5 | 3 |
| Total Sentences | 6 | 14 | 10 | 6 | 7 | 7 | 4 |

*Offenders are still working toward completion of hours ordered during 1990.

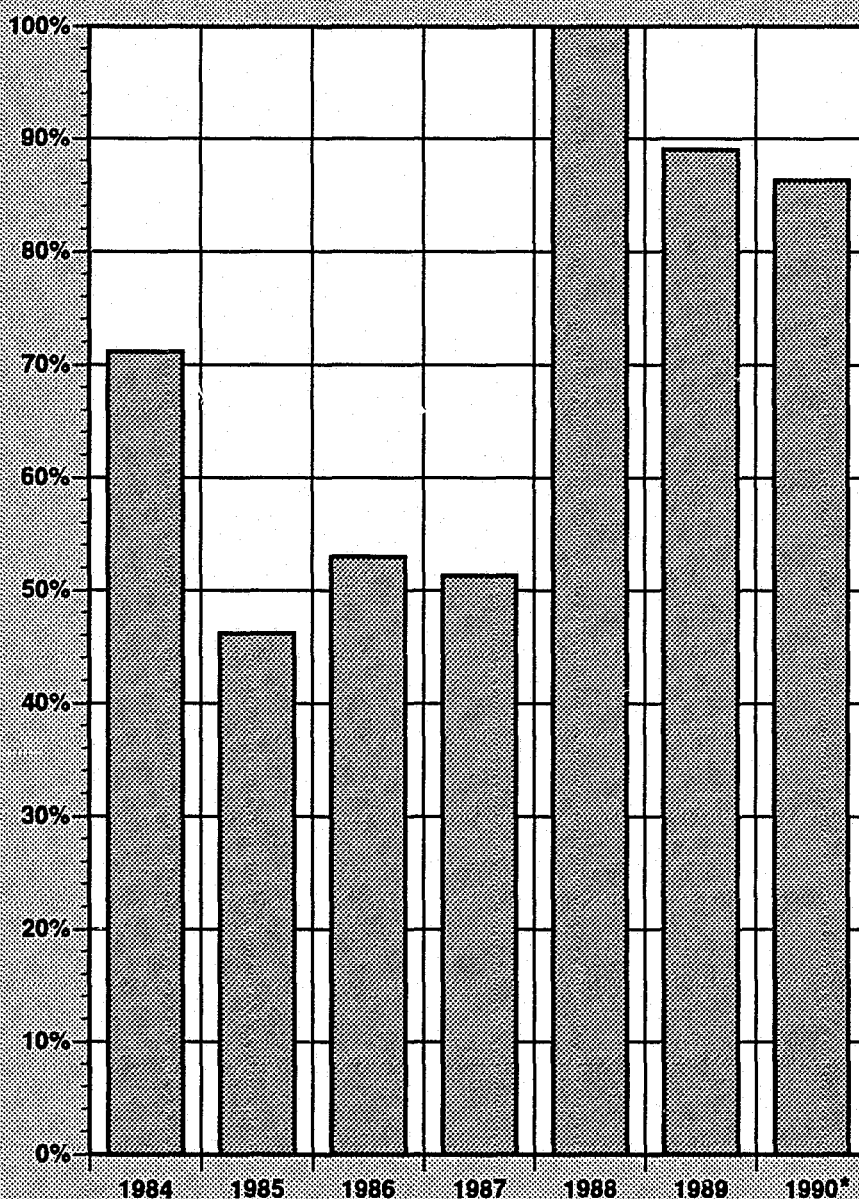
JEFFERSON COUNTY

Percent of
Community Service
Hours Completed

July 1984 through
December 1990

TOTALS

| | |
|------------------------------------|--------|
| Original Sentence Hours | 10,576 |
| Hours Modified Up | 387 |
| Total Hours Original & Modified Up | 10,963 |
| Hours Completed | 7,147 |
| Percent Completed | 65% |



| | 1984 | 1985 | 1986 | 1987 | 1988 | 1989 | 1990* |
|------------------------------------|-------|-------|-------|-------|------|-------|-------|
| Original Sentence Hours | 1,400 | 3,120 | 1,680 | 1,248 | 680 | 1,640 | 808 |
| Hours Modified Up | 0 | 0 | 0 | 0 | 0 | 387 | 0 |
| Total Hours Original & Modified Up | 1,400 | 3,120 | 1,680 | 1,248 | 680 | 2,027 | 808 |
| Hours Completed | 996 | 1,440 | 890 | 640 | 680 | 1,804 | 697 |
| Percent Completed | 71% | 46% | 53% | 51% | 100% | 89% | 86% |

*Offenders are still working toward completion of hours ordered during 1990.

KING COUNTY

Community Service Completion

Analysis of Original Sentences

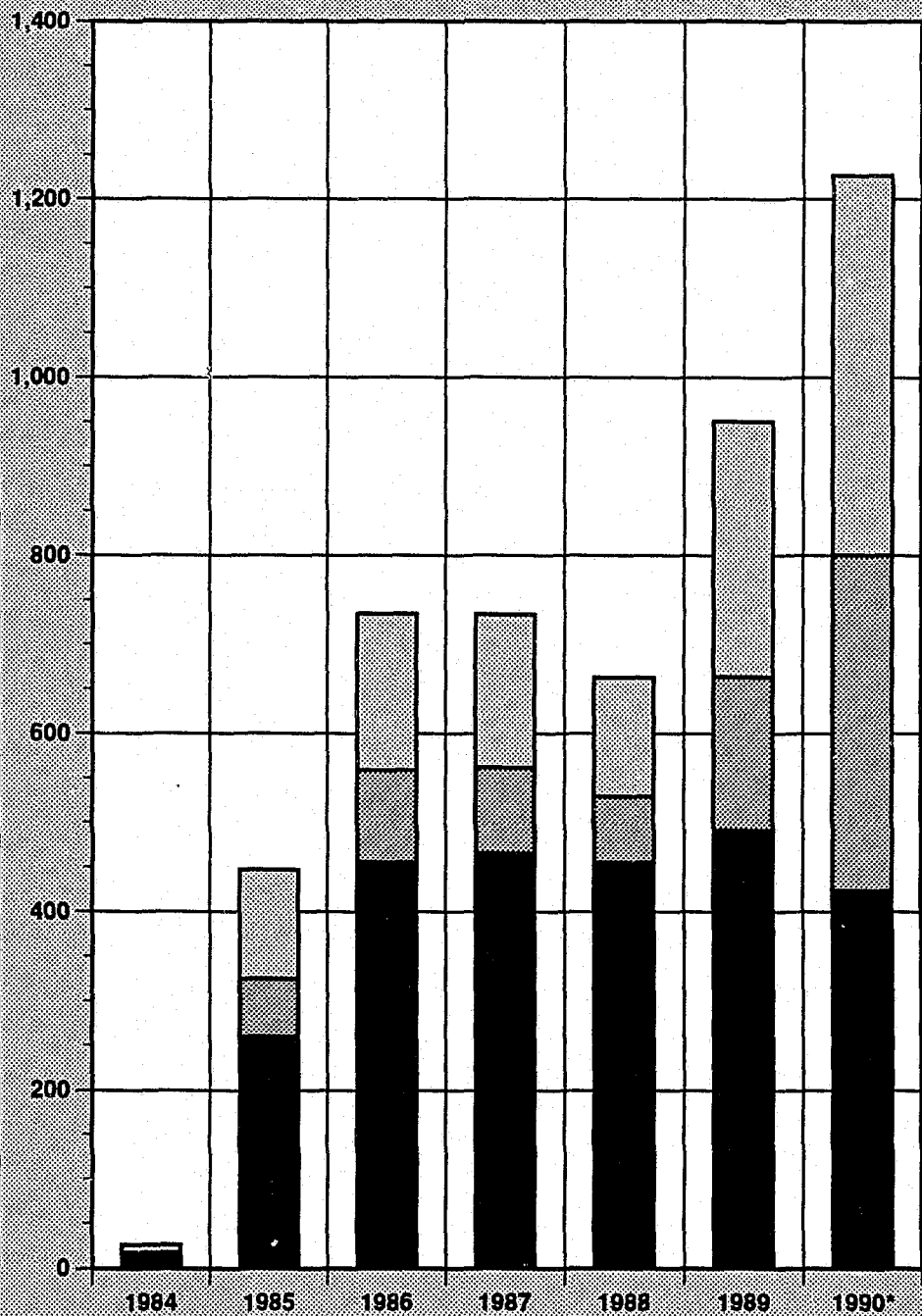
TOTALS

None Completed 1,324

Some Completed 889

All Completed 2,570

Total Sentences 4,783



| | | | | | | | | |
|--|-----------------|----|-----|-----|-----|-----|-----|-------|
| | None Completed | 8 | 122 | 176 | 172 | 133 | 287 | 426 |
| | Some Completed | 3 | 65 | 103 | 96 | 74 | 172 | 376 |
| | All Completed | 15 | 260 | 456 | 466 | 456 | 492 | 425 |
| | Total Sentences | 26 | 447 | 735 | 734 | 663 | 951 | 1,227 |

*Offenders are still working toward completion of hours ordered during 1990.

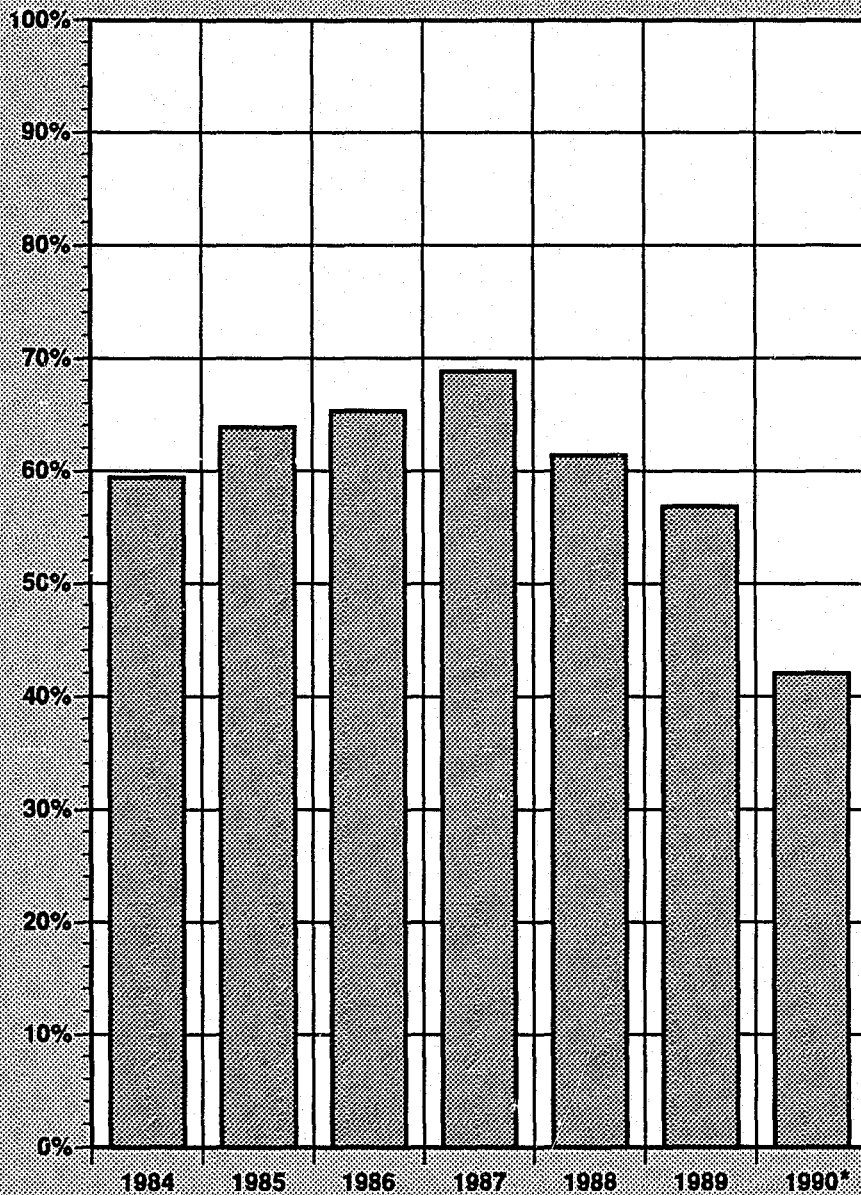
KING COUNTY

Percent of
Community Service
Hours Completed

July 1984 through
December 1990

TOTALS

| | |
|---------------------------------------|---------|
| Original Sentence Hours | 811,560 |
| Hours Modified Up | 28,050 |
| Total Hours Original & Modified Up | 839,610 |
| Hours Completed | 481,891 |
| Percent Completed | 57% |



| | | | | | | | |
|------------------------------------|-------|--------|---------|---------|---------|---------|---------|
| Original Sentence Hours | 3,955 | 69,714 | 120,706 | 123,630 | 112,464 | 169,744 | 211,347 |
| Hours Modified Up | 0 | 156 | 486 | 1,030 | 22,623 | 1,904 | 1,851 |
| Total Hours Original & Modified Up | 3,955 | 69,870 | 121,192 | 124,660 | 135,087 | 171,648 | 213,198 |
| Hours Completed | 2,348 | 44,605 | 79,137 | 85,768 | 82,906 | 97,608 | 89,519 |
| Percent Completed | 59% | 64% | 65% | 69% | 61% | 57% | 42% |

*Offenders are still working toward completion of hours ordered during 1990.

KITSAP COUNTY

Community Service Completion

Analysis of Original Sentences

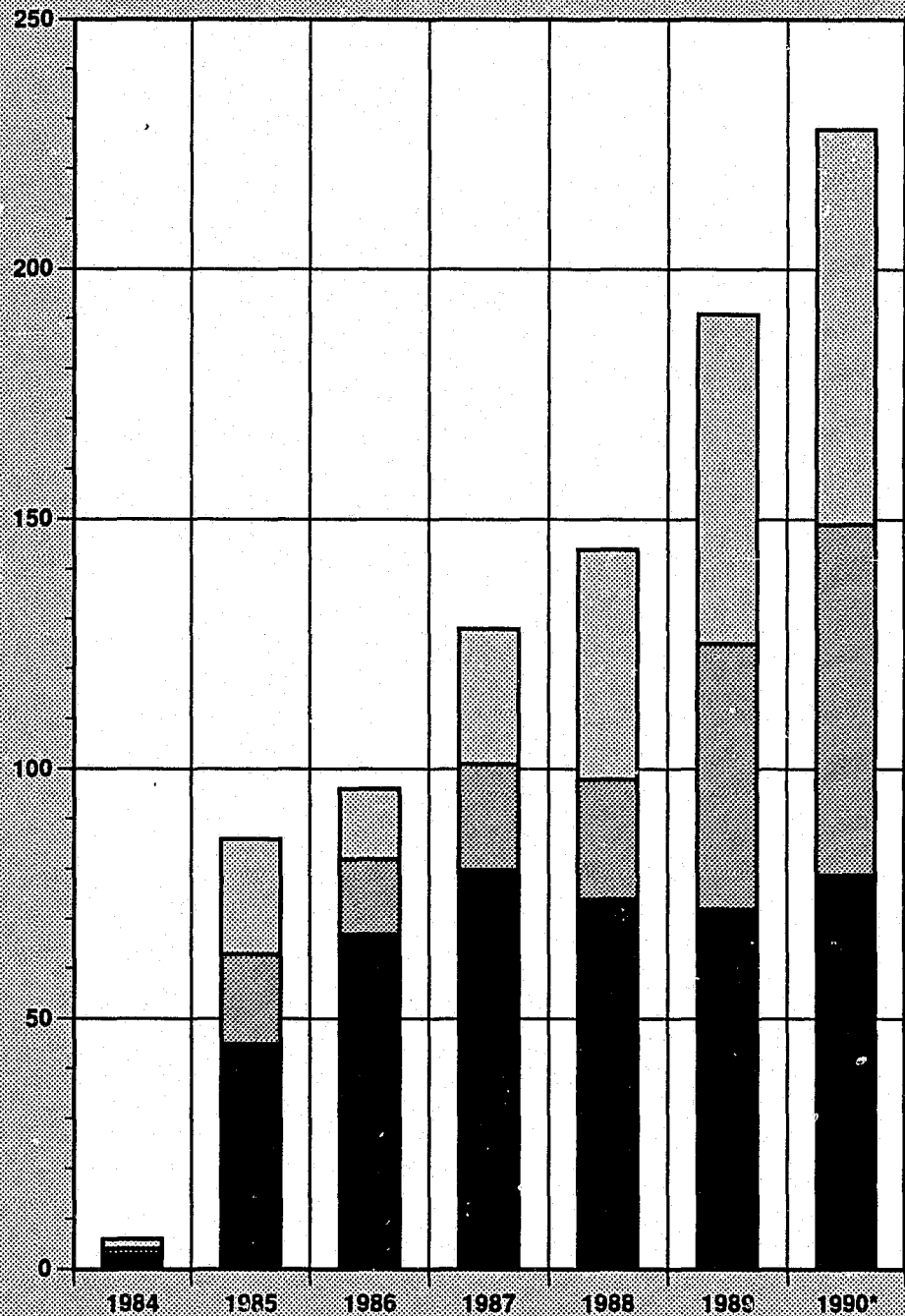
TOTALS

None Completed 257

Some Completed 202

All Completed 420

Total Sentences 879



| | | | | | | | | |
|--|-----------------|---|----|----|-----|-----|-----|-----|
| | None Completed | 2 | 23 | 14 | 27 | 46 | 66 | 79 |
| | Some Completed | 1 | 18 | 15 | 21 | 24 | 53 | 70 |
| | All Completed | 3 | 45 | 67 | 80 | 74 | 72 | 79 |
| | Total Sentences | 6 | 86 | 96 | 128 | 144 | 191 | 228 |

*Offenders are still working toward completion of hours ordered during 1990.

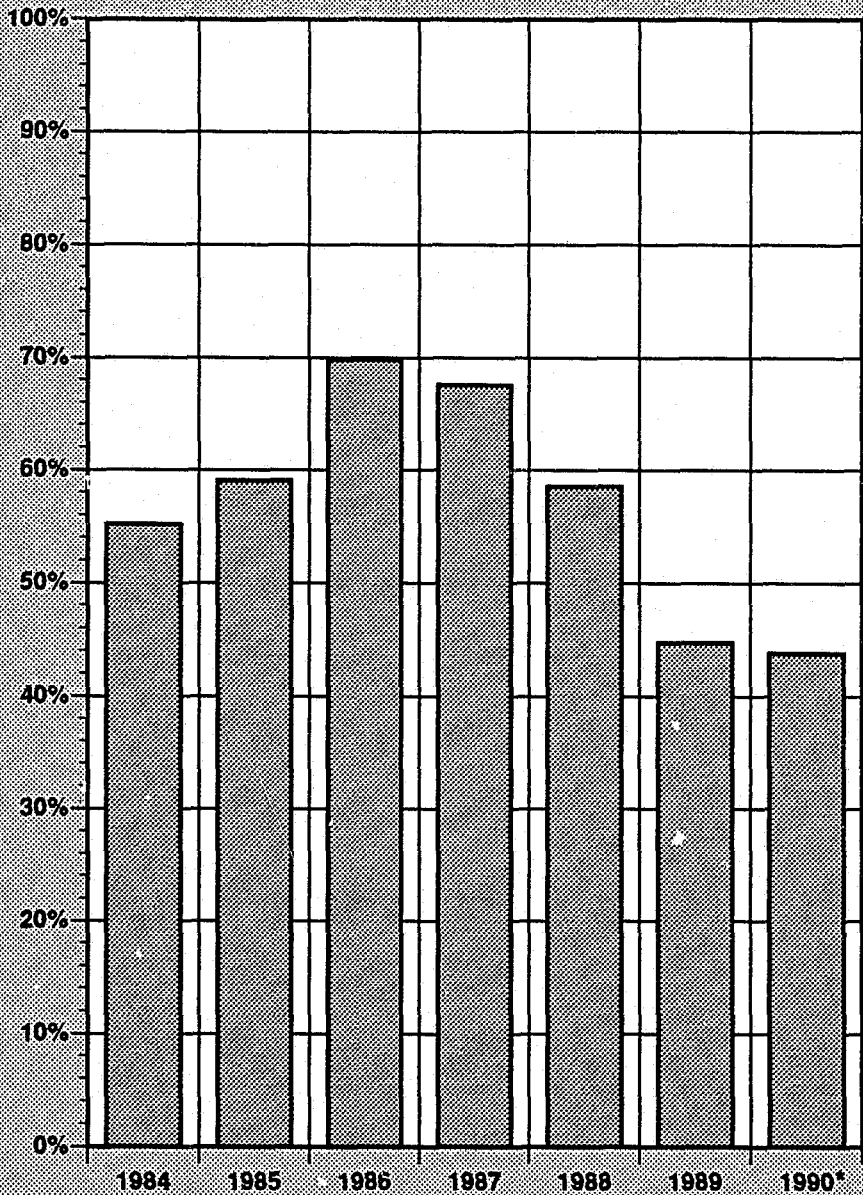
KITSAP COUNTY

Percent of Community Service Hours Completed

July 1984 through
December 1990

TOTALS

| | |
|---------------------------------------|---------|
| Original Sentence Hours | 175,587 |
| Hours Modified Up | 2,549 |
| Total Hours Original & Modified Up | 178,136 |
| Hours Completed | 95,277 |
| Percent Completed | 53% |



| | | | | | | | |
|------------------------------------|-------|--------|--------|--------|--------|--------|--------|
| Original Sentence Hours | 1,058 | 14,853 | 14,396 | 25,281 | 30,203 | 40,188 | 49,608 |
| Hours Modified Up | 0 | 0 | 775 | 200 | 522 | 824 | 228 |
| Total Hours Original & Modified Up | 1,058 | 14,853 | 15,171 | 25,481 | 30,725 | 41,012 | 49,836 |
| Hours Completed | 584 | 8,771 | 10,588 | 17,205 | 17,986 | 18,327 | 21,816 |
| Percent Completed | 55% | 59% | 70% | 68% | 59% | 45% | 44% |

*Offenders are still working toward completion of hours ordered during 1990.

KITTITAS COUNTY

Community Service Completion

Analysis of Original Sentences

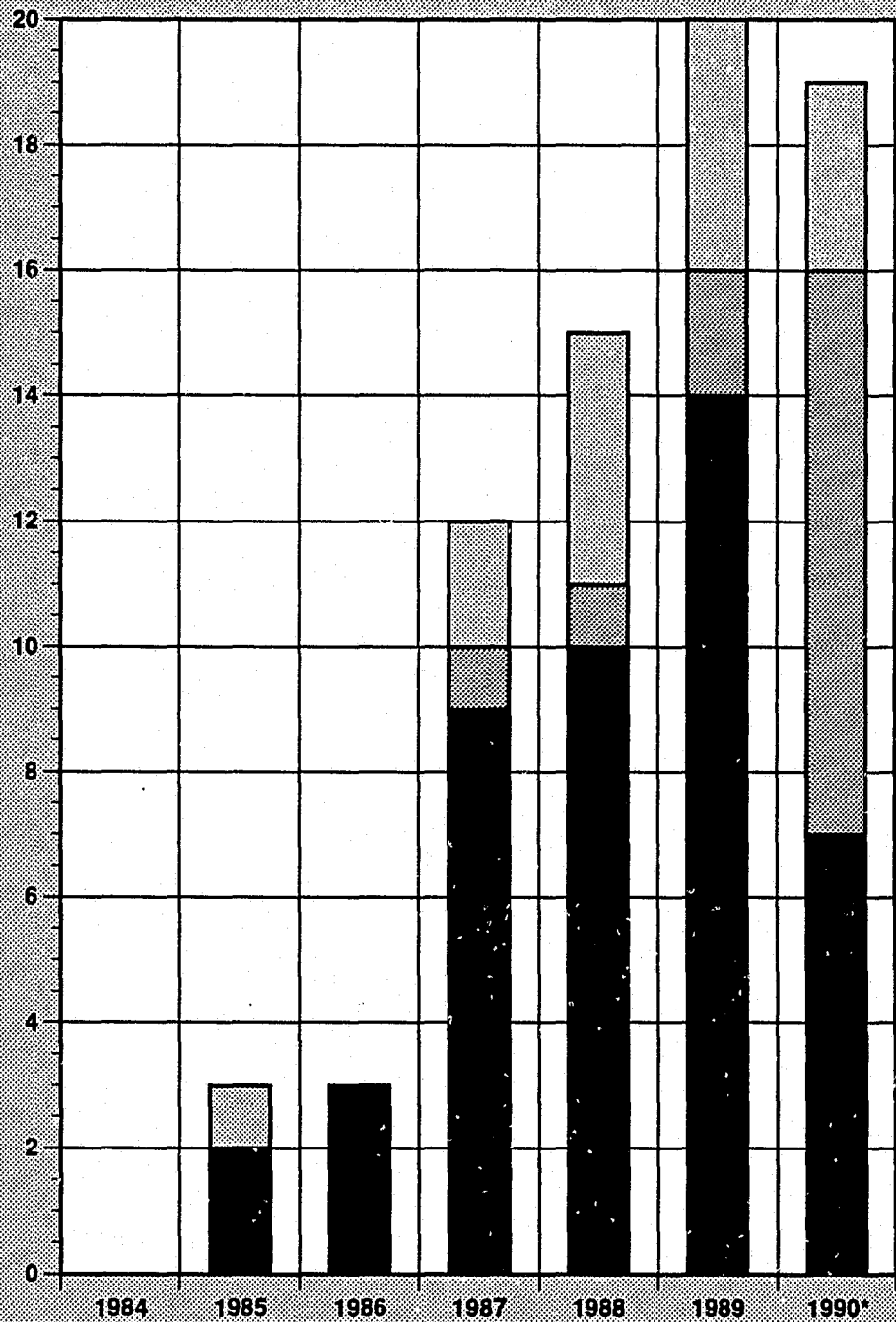
TOTALS

None
Completed 14

Some
Completed 13

All
Completed 45

Total Sentences 72



| | | | | | | | | |
|--|-----------------|---|---|---|----|----|----|----|
| | None Completed | 0 | 1 | 0 | 2 | 4 | 4 | 3 |
| | Some Completed | 0 | 0 | 0 | 1 | 1 | 2 | 9 |
| | All Completed | 0 | 2 | 3 | 9 | 10 | 14 | 7 |
| | Total Sentences | 0 | 3 | 3 | 12 | 15 | 20 | 19 |

*Offenders are still working toward completion of hours ordered during 1990.

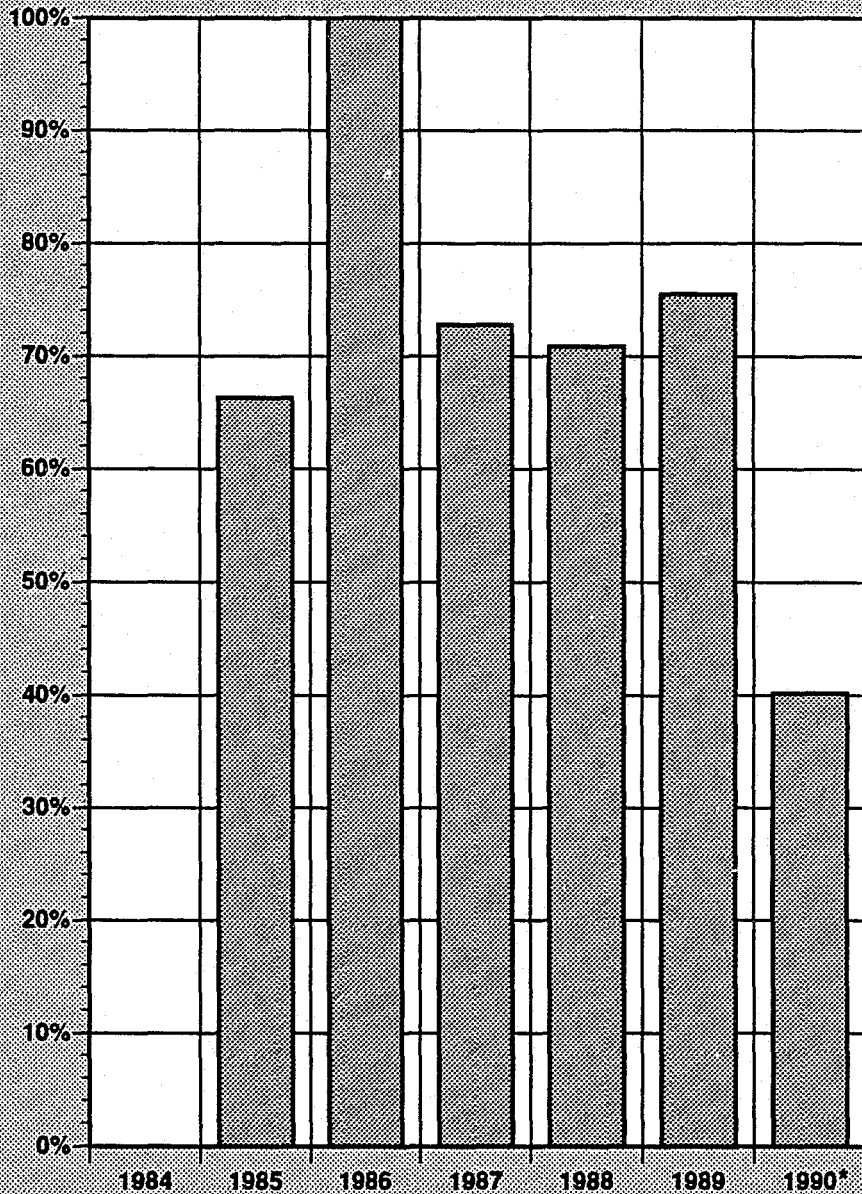
KITTITAS COUNTY

Percent of
Community Service
Hours Completed

July 1984 through
December 1990

TOTALS

| | |
|------------------------------------|--------|
| Original Sentence Hours | 11,384 |
| Hours Modified Up | 152 |
| Total Hours Original & Modified Up | 11,536 |
| Hours Completed | 7,520 |
| Percent Completed | 65% |



| | 1984 | 1985 | 1986 | 1987 | 1988 | 1989 | 1990* |
|------------------------------------|------|------|------|-------|-------|-------|-------|
| Original Sentence Hours | 0 | 712 | 592 | 1,904 | 1,876 | 3,260 | 3,040 |
| Hours Modified Up | 0 | 0 | 0 | 0 | 0 | 0 | 152 |
| Total Hours Original & Modified Up | 0 | 712 | 592 | 1,904 | 1,876 | 3,260 | 3,192 |
| Hours Completed | 0 | 472 | 592 | 1,385 | 1,329 | 2,461 | 1,281 |
| Percent Completed | 0% | 66% | 100% | 73% | 71% | 75% | 40% |

*Offenders are still working toward completion of hours ordered during 1990.

KLICKITAT COUNTY

Community Service Completion

Analysis of Original Sentences

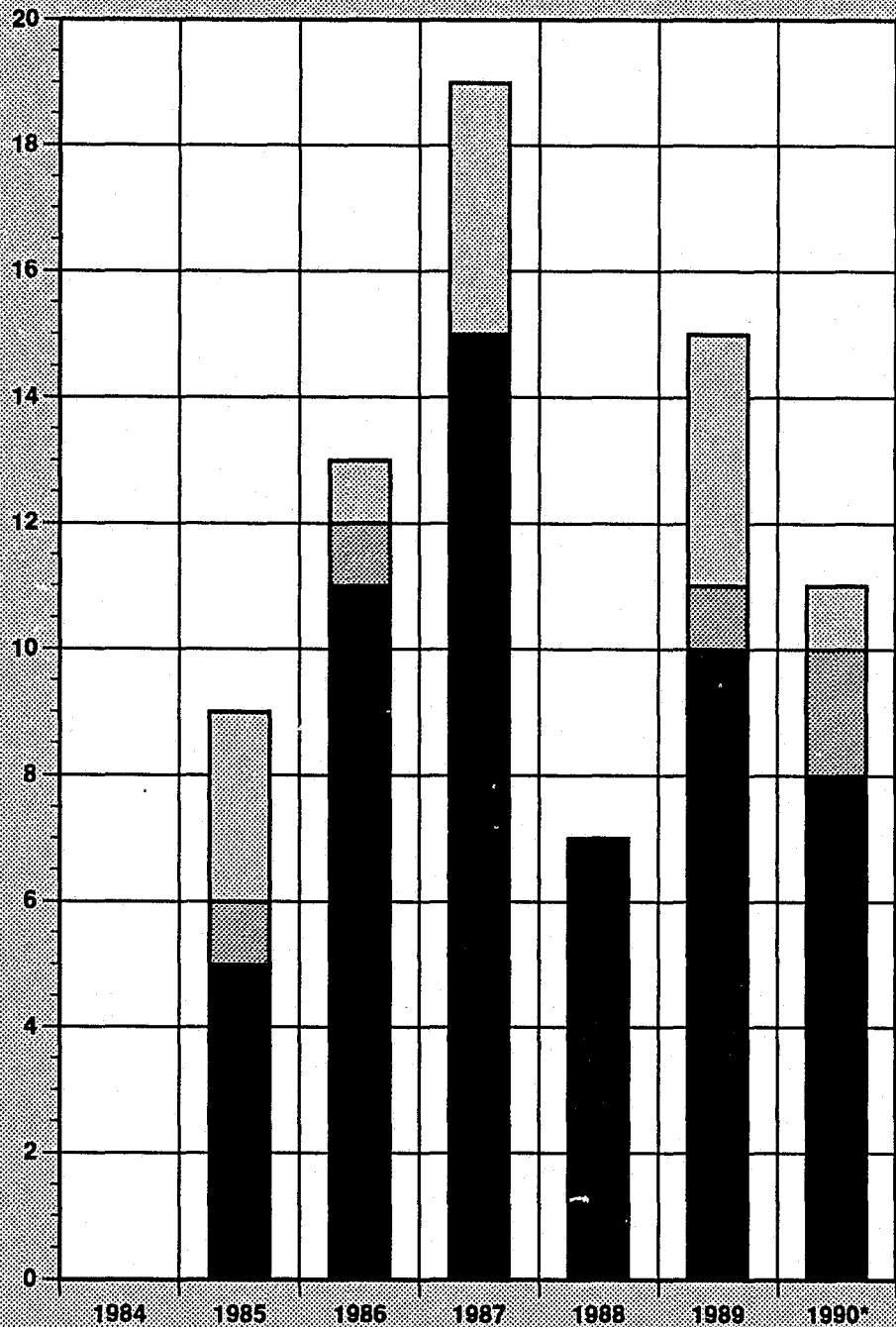
TOTALS

None Completed 13

Some Completed 5

All Completed 56

Total Sentences 74



| | | | | | | | | |
|--|-----------------|---|---|----|----|---|----|----|
| | None Completed | 0 | 3 | 1 | 4 | 0 | 4 | 1 |
| | Some Completed | 0 | 1 | 1 | 0 | 0 | 1 | 2 |
| | All Completed | 0 | 5 | 11 | 15 | 7 | 10 | 8 |
| | Total Sentences | 0 | 9 | 13 | 19 | 7 | 15 | 11 |

*Offenders are still working toward completion of hours ordered during 1990.

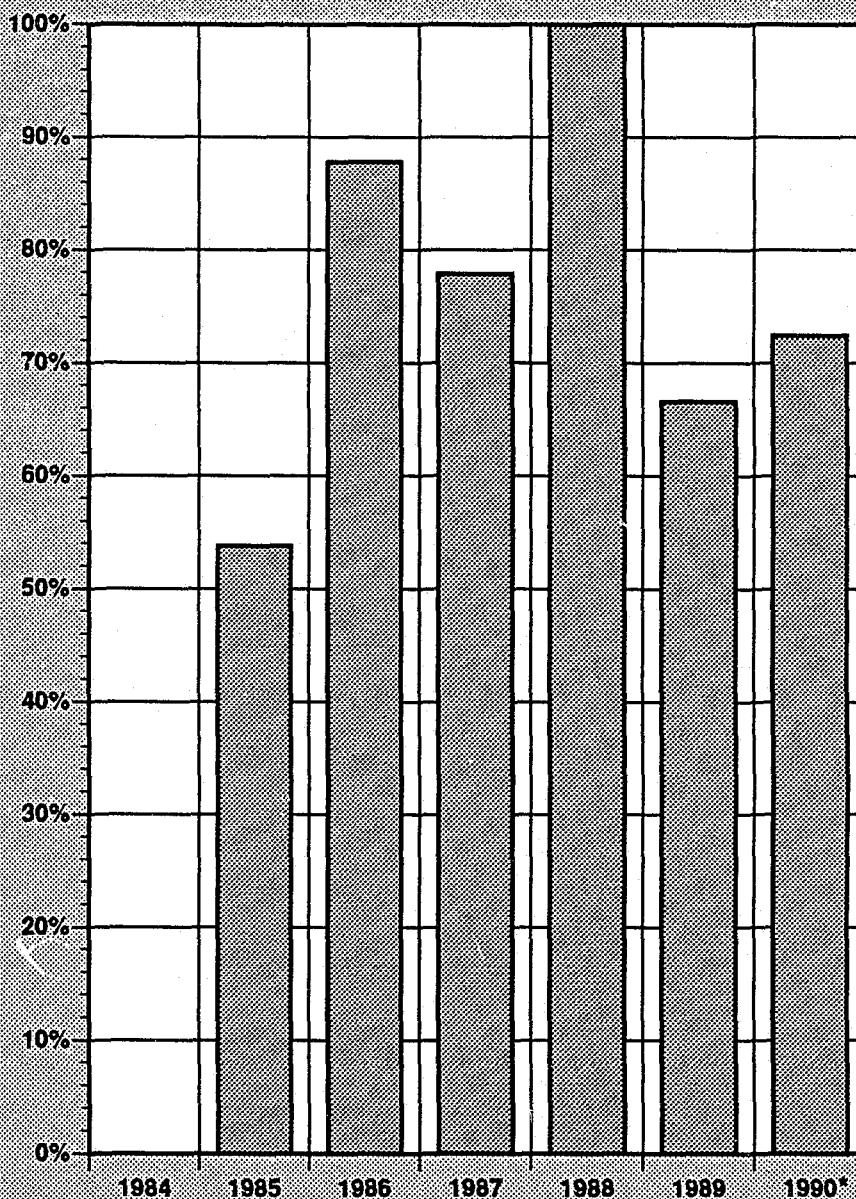
KLICKITAT COUNTY

**Percent of
Community Service
Hours Completed**

**July 1984 through
December 1990**

TOTALS

| | |
|------------------------------------|--------|
| Original Sentence Hours | 14,992 |
| Hours Modified Up | 700 |
| Total Hours Original & Modified Up | 15,692 |
| Hours Completed | 11,812 |
| Percent Completed | 75% |



| | 1984 | 1985 | 1986 | 1987 | 1988 | 1989 | 1990* |
|------------------------------------|------|-------|-------|-------|-------|-------|-------|
| Original Sentence Hours | 0 | 1,440 | 2,768 | 4,336 | 1,080 | 2,888 | 2,480 |
| Hours Modified Up | 0 | 240 | 0 | 0 | 0 | 460 | 0 |
| Total Hours Original & Modified Up | 0 | 1,680 | 2,768 | 4,336 | 1,080 | 3,348 | 2,480 |
| Hours Completed | 0 | 904 | 2,429 | 3,376 | 1,080 | 2,228 | 1,795 |
| Percent Completed | 0% | 54% | 88% | 78% | 100% | 67% | 72% |

*Offenders are still working toward completion of hours ordered during 1990.

LEWIS COUNTY

Community Service Completion

Analysis of Original Sentences

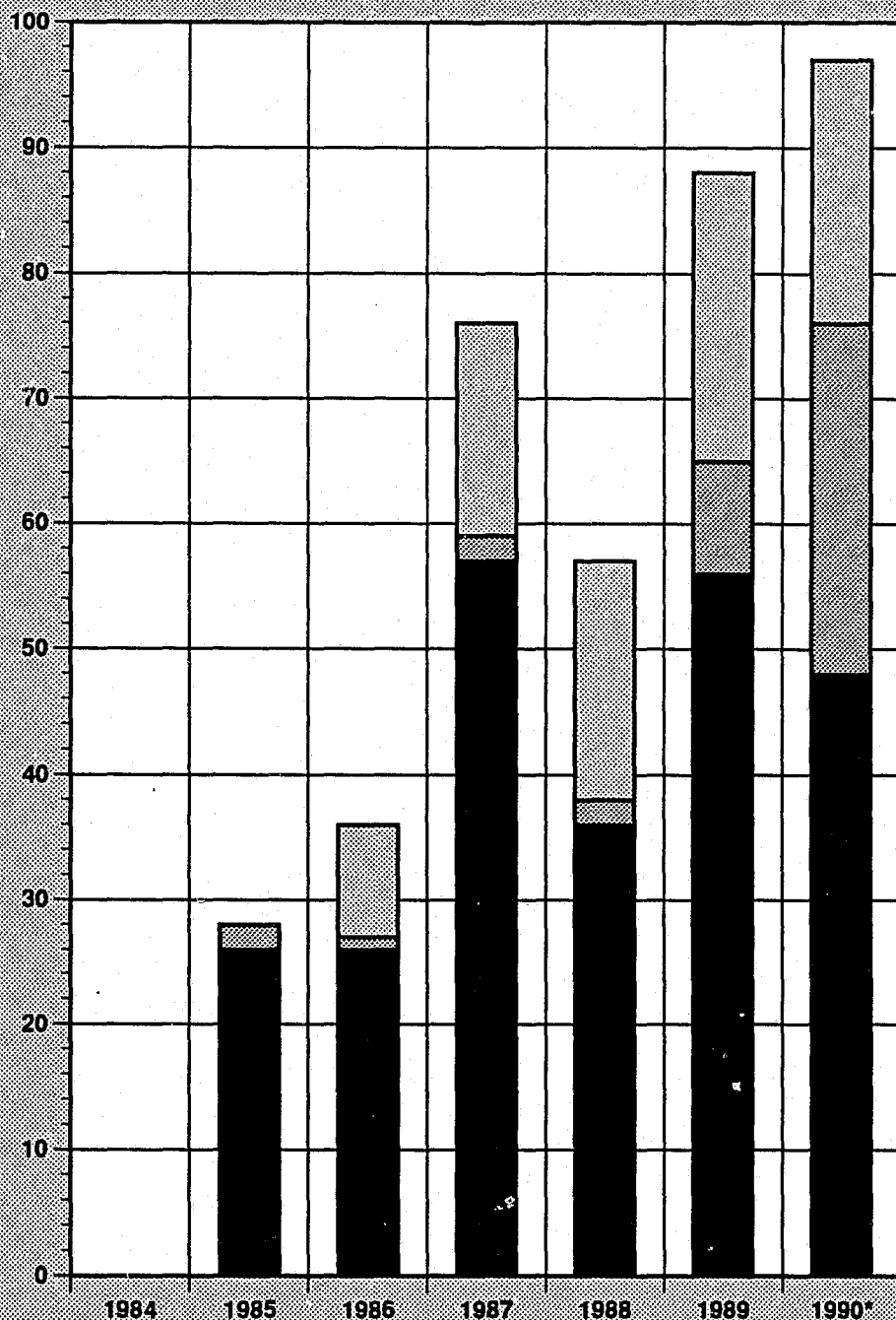
TOTALS

None
Completed 89

Some
Completed 44

All
Completed 249

Total Sentences 383



| | | | | | | | | |
|--|-----------------|---|----|----|----|----|----|----|
| | None Completed | 0 | 0 | 9 | 17 | 19 | 23 | 21 |
| | Some Completed | 0 | 2 | 1 | 2 | 2 | 9 | 28 |
| | All Completed | 0 | 26 | 26 | 57 | 36 | 56 | 48 |
| | Total Sentences | 0 | 29 | 36 | 76 | 57 | 88 | 97 |

*Offenders are still working toward completion of hours ordered during 1990.

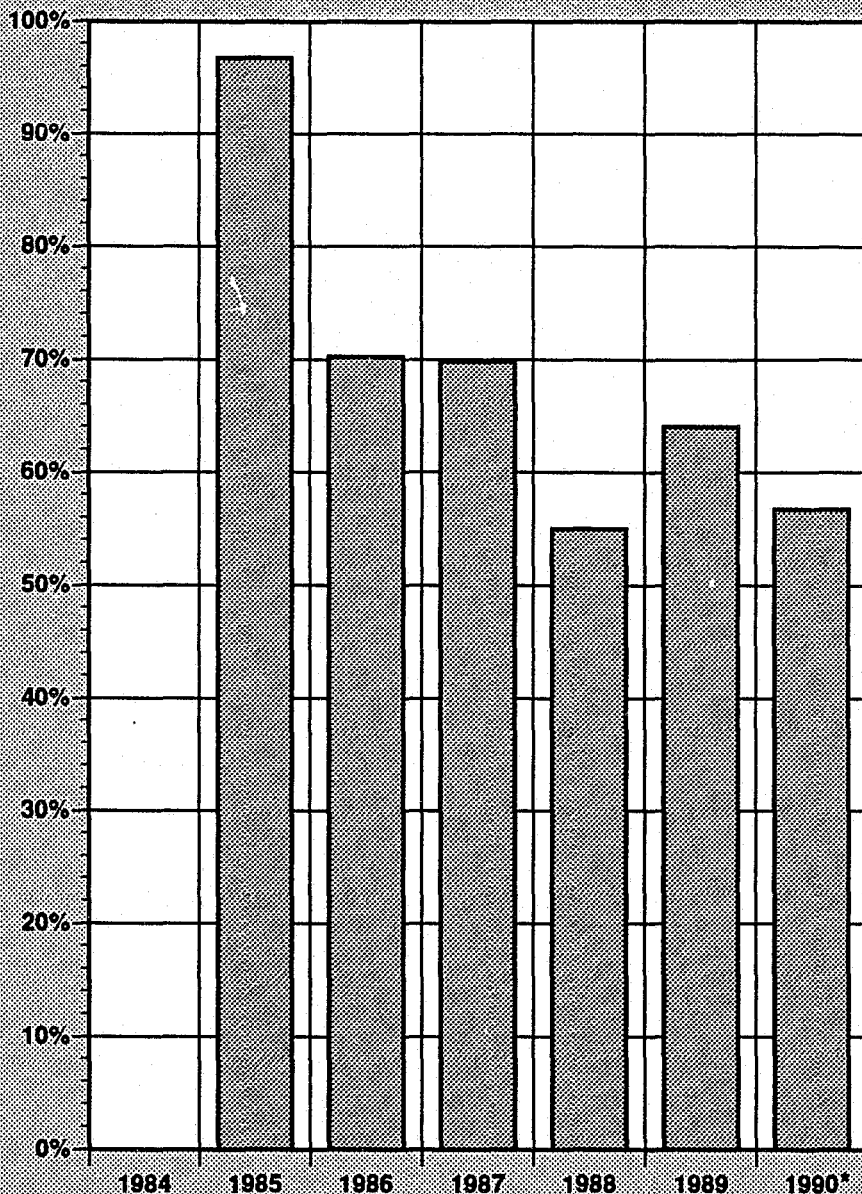
LEWIS COUNTY

Percent of
Community Service
Hours Completed

July 1984 through
December 1990

TOTALS

| | |
|---------------------------------------|--------|
| Original Sentence Hours | 64,947 |
| Hours Modified Up | 2,912 |
| Total Hours Original & Modified Up | 67,859 |
| Hours Completed | 43,641 |
| Percent Completed | 64% |



| | 1984 | 1985 | 1986 | 1987 | 1988 | 1989 | 1990* |
|------------------------------------|------|-------|-------|--------|--------|--------|--------|
| Original Sentence Hours | 0 | 4,204 | 6,192 | 11,232 | 9,720 | 16,720 | 16,879 |
| Hours Modified Up | 0 | 0 | 224 | 720 | 1,648 | 240 | 80 |
| Total Hours Original & Modified Up | 0 | 4,204 | 6,416 | 11,952 | 11,368 | 16,960 | 16,959 |
| Hours Completed | 0 | 4,066 | 4,506 | 8,342 | 6,250 | 10,858 | 9,619 |
| Percent Completed | 0% | 97% | 70% | 70% | 55% | 64% | 57% |

*Offenders are still working toward completion of hours ordered during 1990.

LINCOLN COUNTY

Community Service Completion

Analysis of Original Sentences

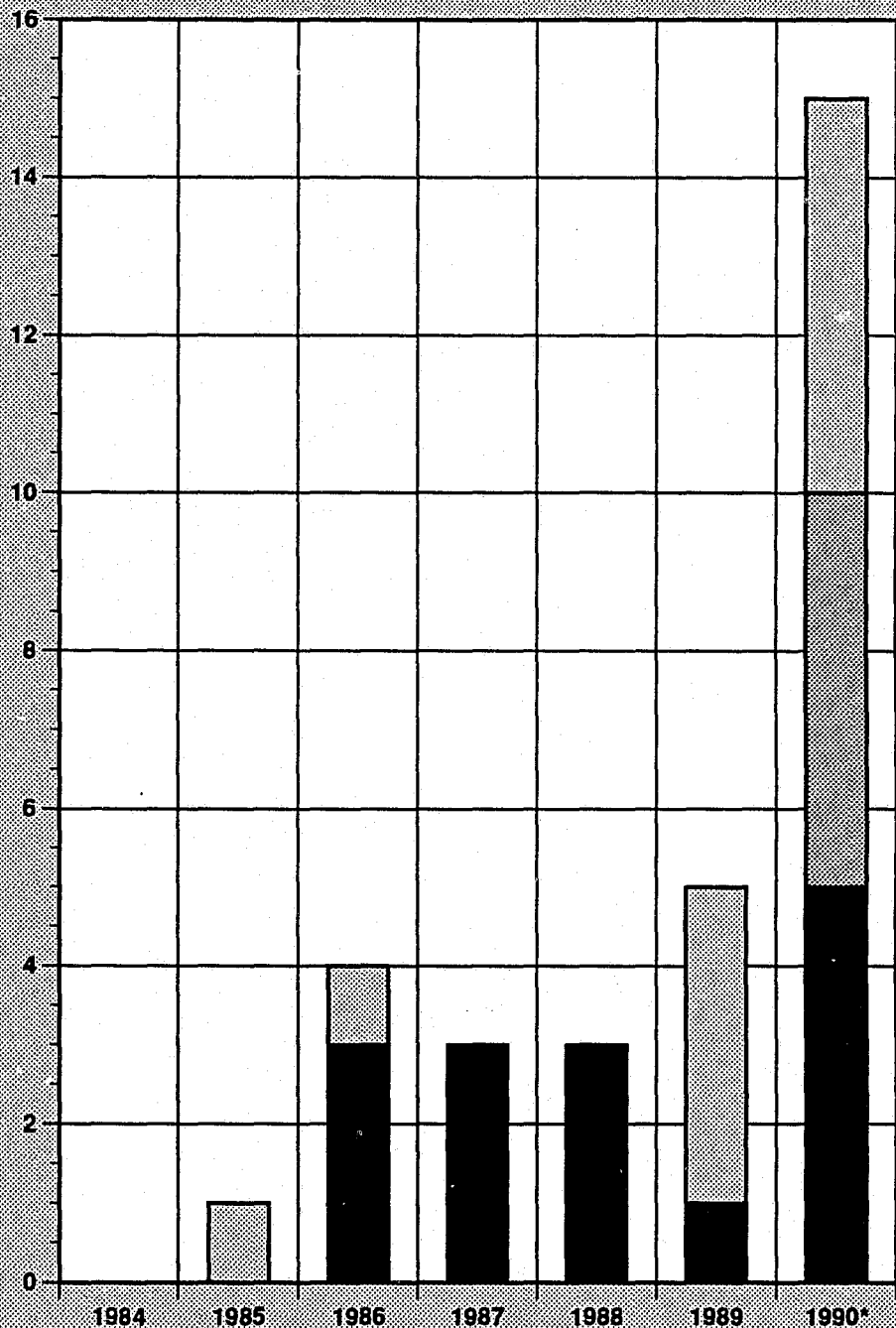
TOTALS

**None
Completed 11**

**Some
Completed 5**

**All
Completed 15**

Total Sentences 29



| | | | | | | | | |
|--|-----------------|---|---|---|---|---|---|----|
| | None Completed | 0 | 1 | 1 | 0 | 0 | 4 | 5 |
| | Some Completed | 0 | 0 | 0 | 0 | 0 | 0 | 5 |
| | All Completed | 0 | 0 | 3 | 3 | 3 | 1 | 5 |
| | Total Sentences | 0 | 1 | 4 | 3 | 3 | 5 | 13 |

***Offenders are still working toward completion of hours ordered during 1990.**

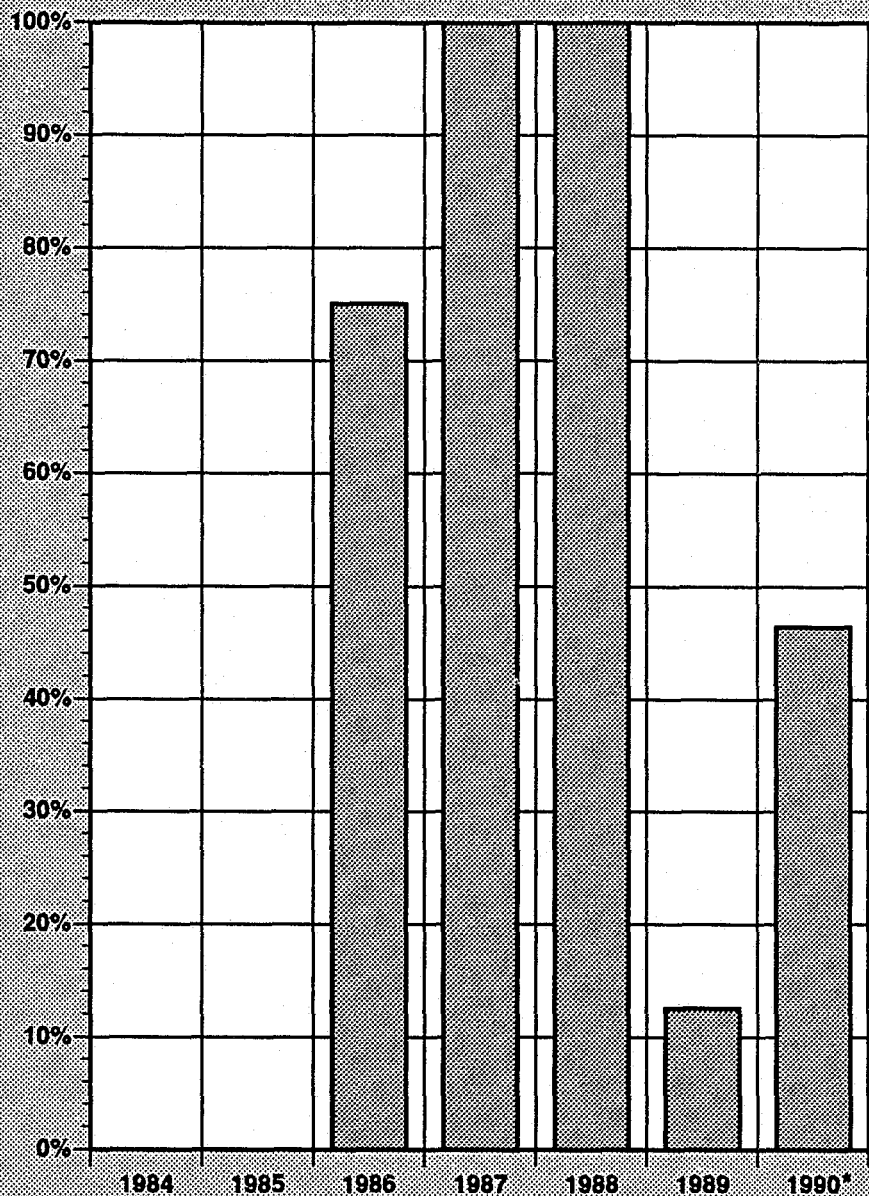
LINCOLN COUNTY

Percent of Community Service Hours Completed

**July 1984 through
December 1990**

TOTALS

| | |
|------------------------------------|-------|
| Original Sentence Hours | 5,392 |
| Hours Modified Up | 263 |
| Total Hours Original & Modified Up | 5,655 |
| Hours Completed | 3,108 |
| Percent Completed | 55% |



| | | | | | | | |
|------------------------------------|----|----|-----|------|------|-------|-------|
| Original Sentence Hours | 0 | 0 | 960 | 704 | 496 | 1,280 | 1,952 |
| Hours Modified Up | 0 | 0 | 0 | 0 | 0 | 0 | 263 |
| Total Hours Original & Modified Up | 0 | 0 | 960 | 704 | 496 | 1,280 | 2,215 |
| Hours Completed | 0 | 0 | 720 | 704 | 496 | 160 | 1,028 |
| Percent Completed | 0% | 0% | 75% | 100% | 100% | 13% | 46% |

*Offenders are still working toward completion of hours ordered during 1990.

MASON COUNTY

Community Service Completion

Analysis of Original Sentences

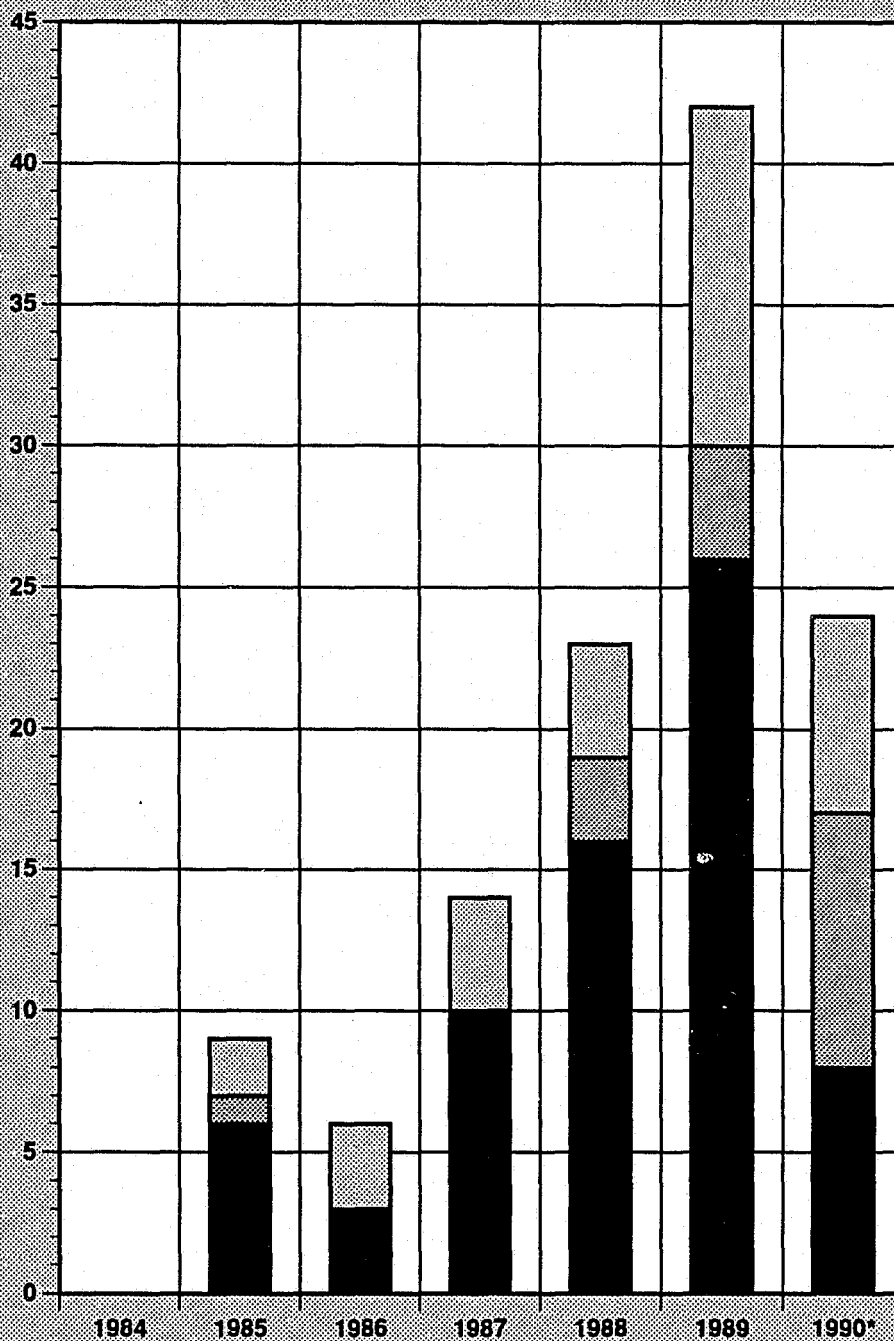
TOTALS

None Completed 32

Some Completed 17

All Completed 69

Total Sentences 118



| | | | | | | | | |
|--|-----------------|---|---|---|----|----|----|----|
| | None Completed | 0 | 2 | 3 | 4 | 4 | 12 | 7 |
| | Some Completed | 0 | 1 | 0 | 0 | 3 | 4 | 9 |
| | All Completed | 0 | 6 | 3 | 10 | 16 | 26 | 8 |
| | Total Sentences | 0 | 9 | 6 | 14 | 23 | 42 | 24 |

*Offenders are still working toward completion of hours ordered during 1990.

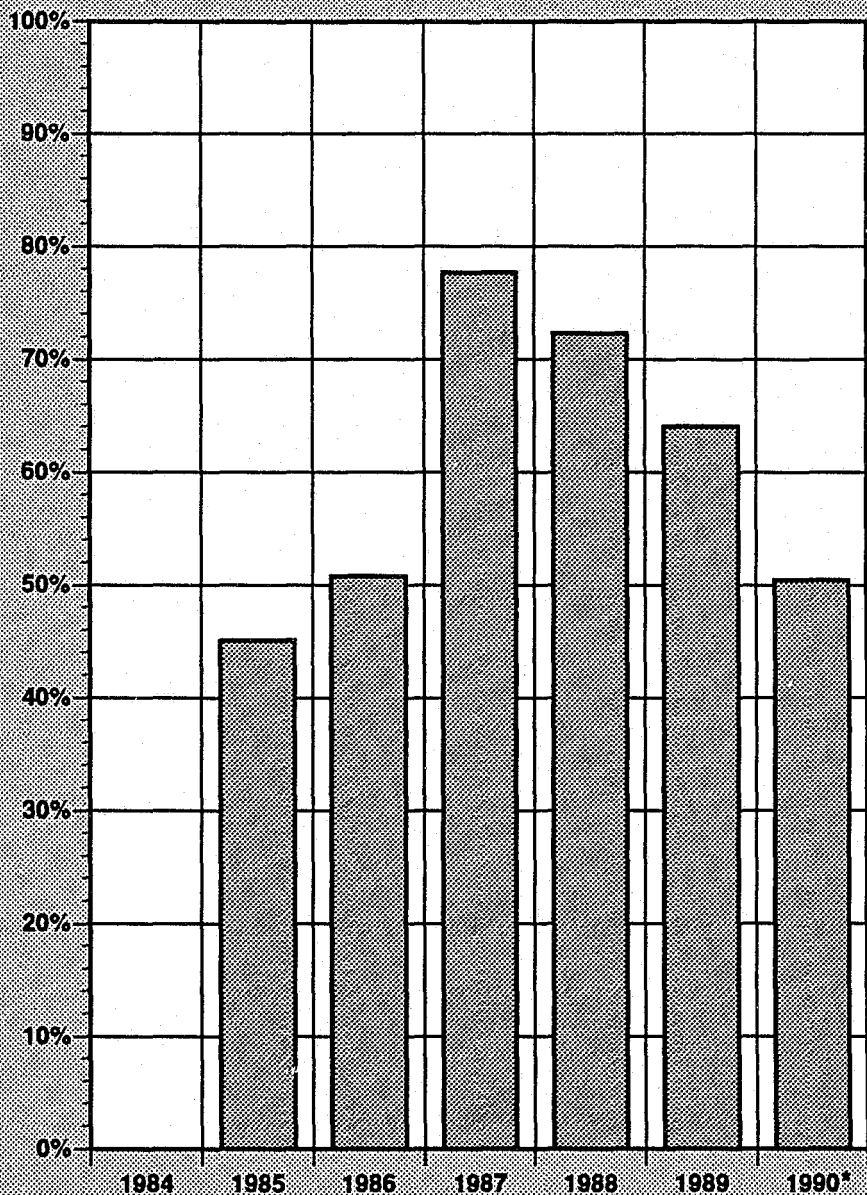
MASON COUNTY

Percent of
Community Service
Hours Completed

July 1984 through
December 1990

TOTALS

| | |
|---------------------------------------|--------|
| Original Sentence Hours | 16,982 |
| Hours Modified Up | 464 |
| Total Hours Original & Modified Up | 17,446 |
| Hours Completed | 10,514 |
| Percent Completed | 60% |



| | 1984 | 1985 | 1986 | 1987 | 1988 | 1989 | 1990* |
|------------------------------------|------|-------|-------|-------|-------|-------|-------|
| Original Sentence Hours | 0 | 2,000 | 1,056 | 1,216 | 2,460 | 6,328 | 3,922 |
| Hours Modified Up | 0 | 0 | 0 | 216 | 0 | 248 | 0 |
| Total Hours Original & Modified Up | 0 | 2,000 | 1,056 | 1,432 | 2,460 | 6,576 | 3,922 |
| Hours Completed | 0 | 901 | 536 | 1,112 | 1,778 | 4,209 | 1,978 |
| Percent Completed | 0% | 45% | 51% | 78% | 72% | 64% | 50% |

*Offenders are still working toward completion of hours ordered during 1990.

OKANOGAN COUNTY

Community Service Completion

Analysis of Original Sentences

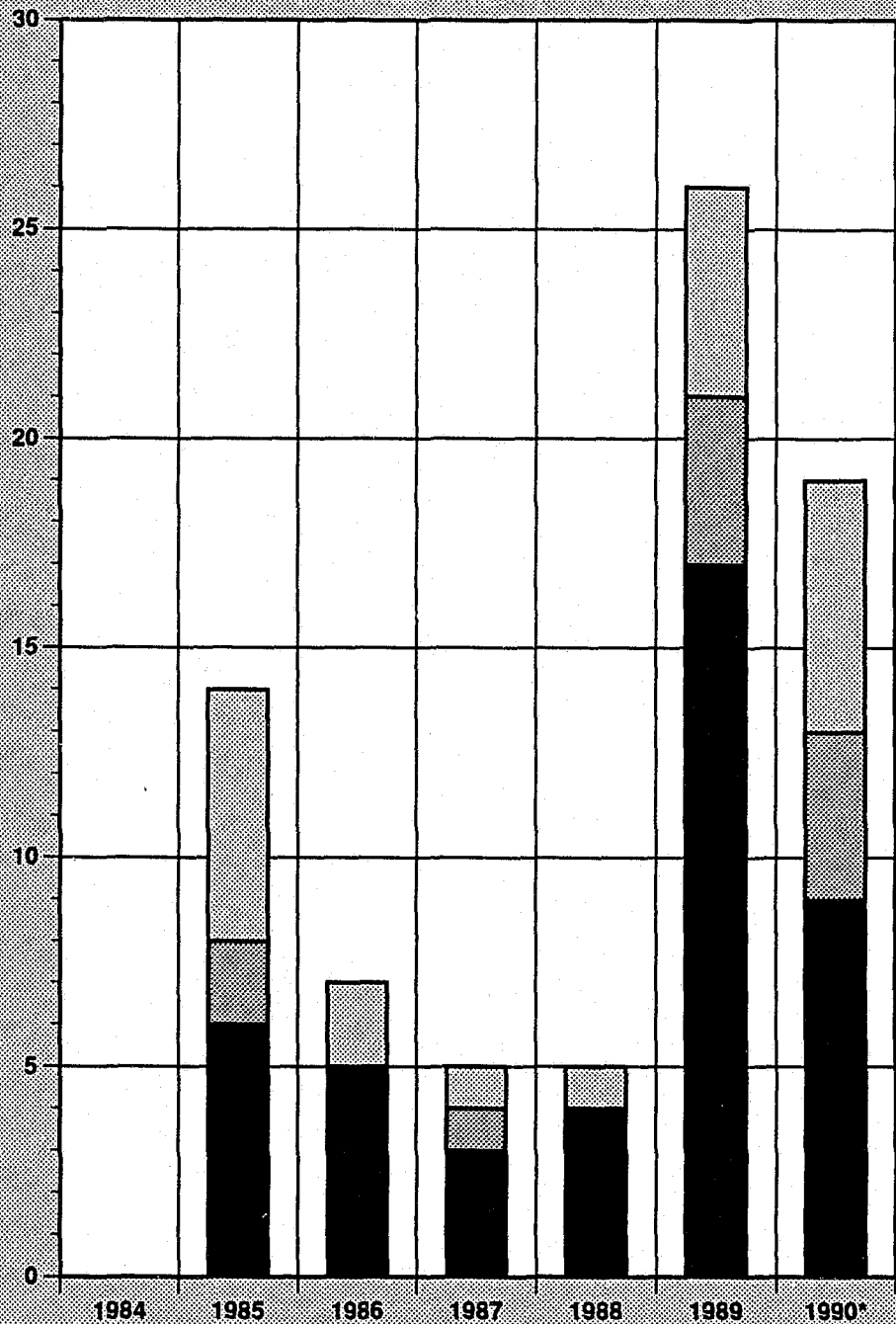
TOTALS

None
Completed 21

Some
Completed 11

All
Completed 44

Total Sentences 76



| | 1984 | 1985 | 1986 | 1987 | 1988 | 1989 | 1990* |
|-----------------|------|------|------|------|------|------|-------|
| None Completed | 0 | 6 | 2 | 1 | 1 | 5 | 6 |
| Some Completed | 0 | 2 | 0 | 1 | 0 | 4 | 4 |
| All Completed | 0 | 6 | 5 | 3 | 4 | 17 | 9 |
| Total Sentences | 0 | 14 | 7 | 5 | 5 | 26 | 19 |

*Offenders are still working toward completion of hours ordered during 1990.

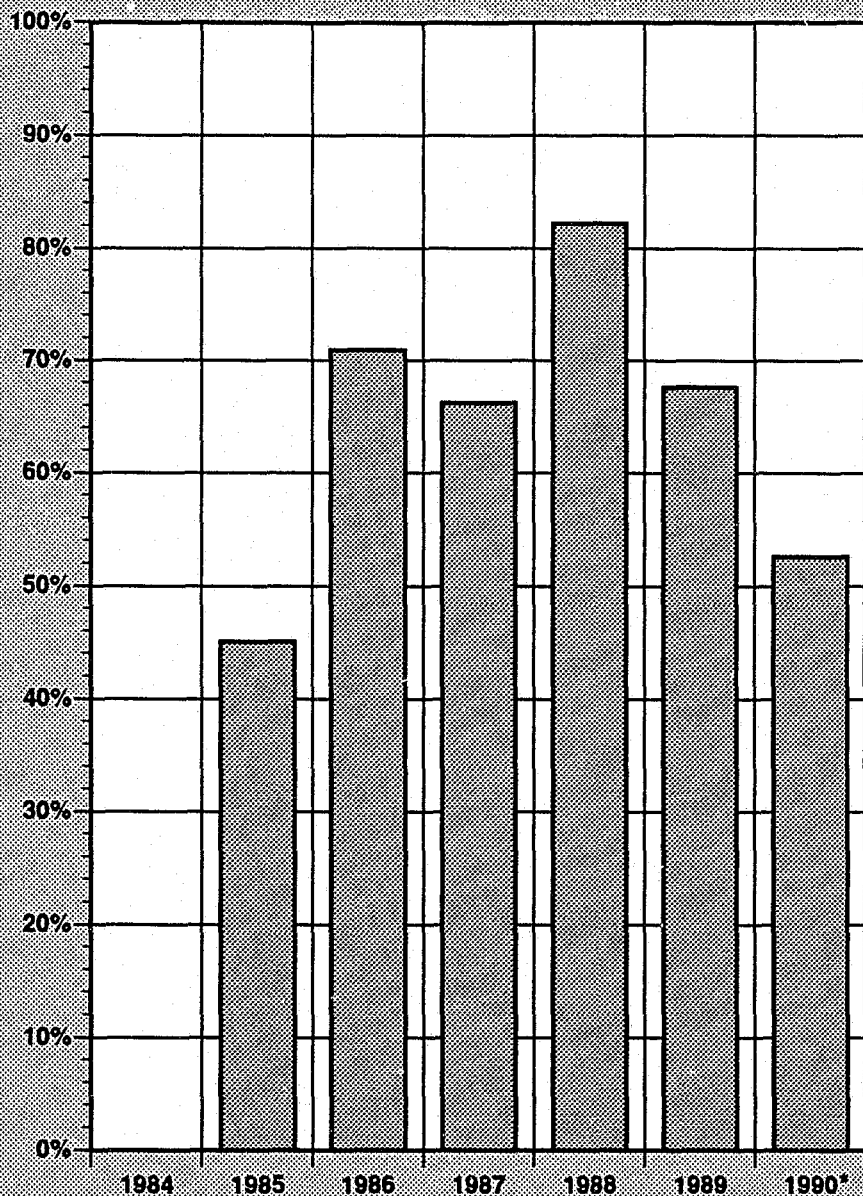
OKANOGAN COUNTY

Percent of
Community Service
Hours Completed

July 1984 through
December 1990

TOTALS

Original Sentence Hours 14,988
Hours Modified Up 240
Total Hours Original & Modified Up 15,228
Hours Completed 9,331
Percent Completed 61%



| | 1984 | 1985 | 1986 | 1987 | 1988 | 1989 | 1990* |
|------------------------------------|------|-------|-------|------|-------|-------|-------|
| Original Sentence Hours | 0 | 2,380 | 1,648 | 912 | 1,120 | 4,728 | 4,200 |
| Hours Modified Up | 0 | 0 | 0 | 0 | 0 | 240 | 0 |
| Total Hours Original & Modified Up | 0 | 2,380 | 1,648 | 912 | 1,120 | 4,968 | 4,200 |
| Hours Completed | 0 | 1,073 | 1,168 | 604 | 920 | 3,359 | 2,207 |
| Percent Completed | 0% | 45% | 71% | 66% | 82% | 68% | 53% |

*Offenders are still working toward completion of hours ordered during 1990.

PACIFIC COUNTY

Community Service Completion

Analysis of Original Sentences

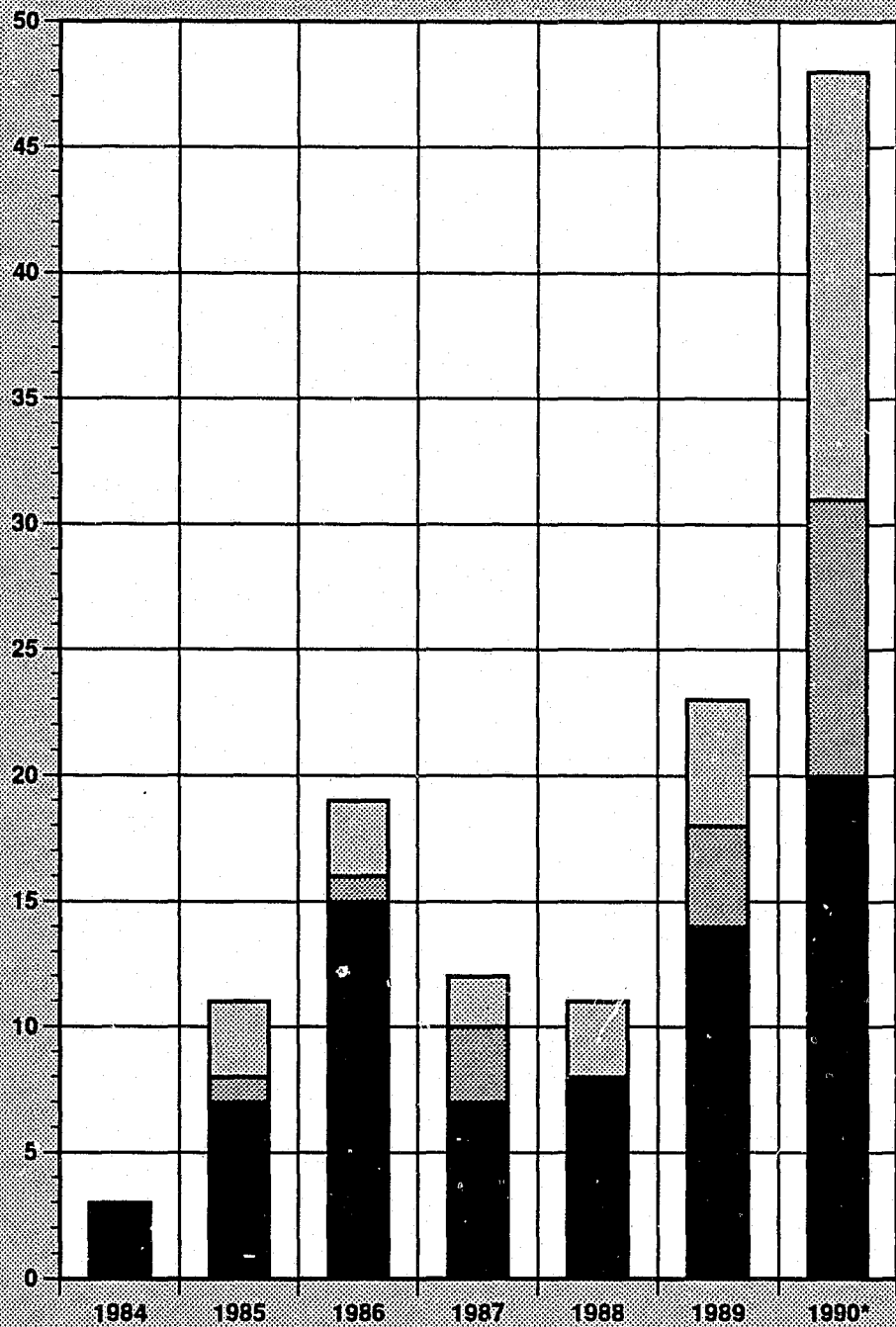
TOTALS

**None
Completed 33**

**Some
Completed 20**

**All
Completed 74**

Total Sentences 127



| | | | | | | | | |
|--|-----------------|---|----|----|----|----|----|----|
| | None Completed | 0 | 3 | 3 | 2 | 3 | 5 | 17 |
| | Some Completed | 0 | 1 | 1 | 3 | 0 | 4 | 11 |
| | All Completed | 3 | 7 | 15 | 7 | 8 | 14 | 20 |
| | Total Sentences | 3 | 11 | 19 | 12 | 11 | 23 | 48 |

*Offenders are still working toward completion of hours ordered during 1990.

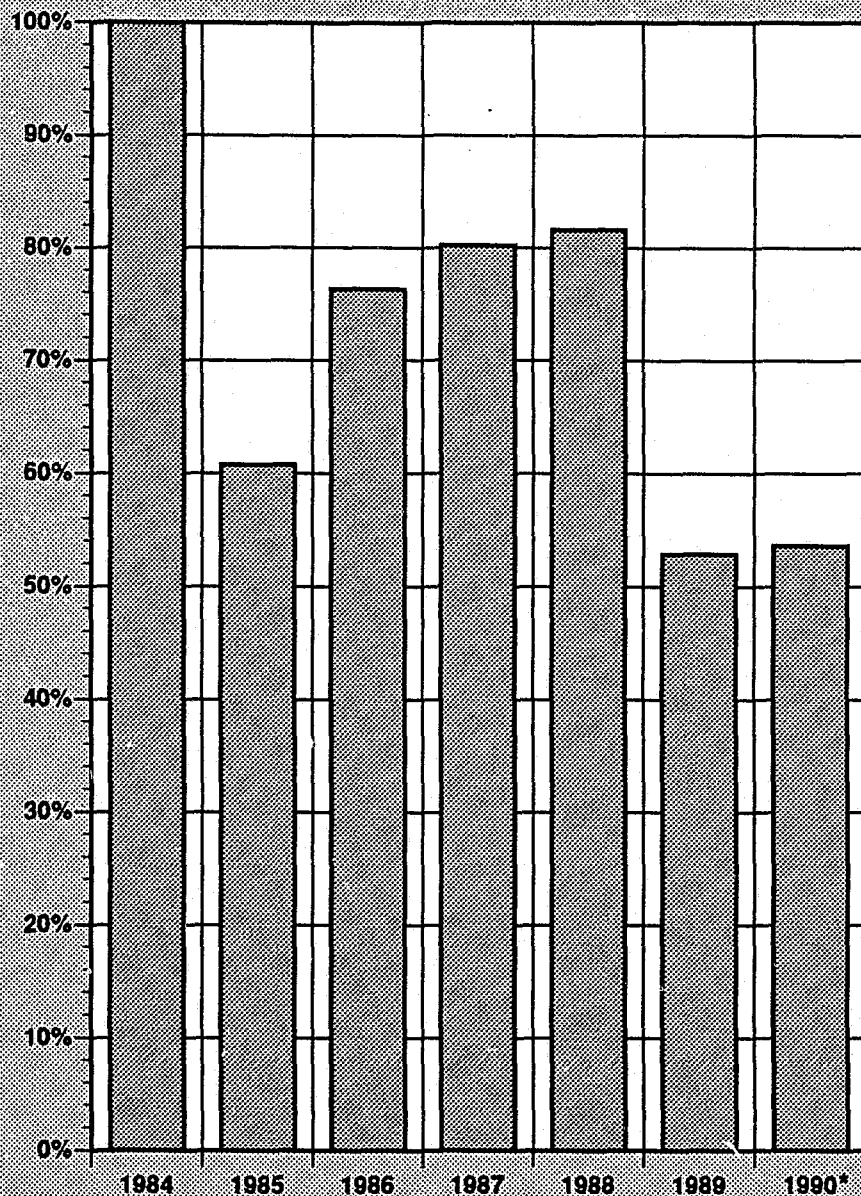
PACIFIC COUNTY

Percent of Community Service Hours Completed

July 1984 through
December 1990

TOTALS

| | |
|---------------------------------------|--------|
| Original Sentence Hours | 23,597 |
| Hours Modified Up | 1,032 |
| Total Hours Original & Modified Up | 24,629 |
| Hours Completed | 15,030 |
| Percent Completed | 61% |



| | | | | | | | |
|------------------------------------|------|-------|-------|-------|-------|-------|--------|
| Original Sentence Hours | 320 | 2,125 | 2,792 | 1,920 | 1,520 | 4,808 | 10,112 |
| Hours Modified Up | 0 | 0 | 0 | 0 | 0 | 1,032 | 0 |
| Total Hours Original & Modified Up | 320 | 2,125 | 2,792 | 1,920 | 1,520 | 5,840 | 10,112 |
| Hours Completed | 320 | 1,290 | 2,129 | 1,540 | 1,240 | 3,087 | 5,424 |
| Percent Completed | 100% | 61% | 76% | 80% | 82% | 53% | 54% |

*Offenders are still working toward completion of hours ordered during 1990.

PEND OREILLE COUNTY

Community Service Completion

Analysis of Original Sentences

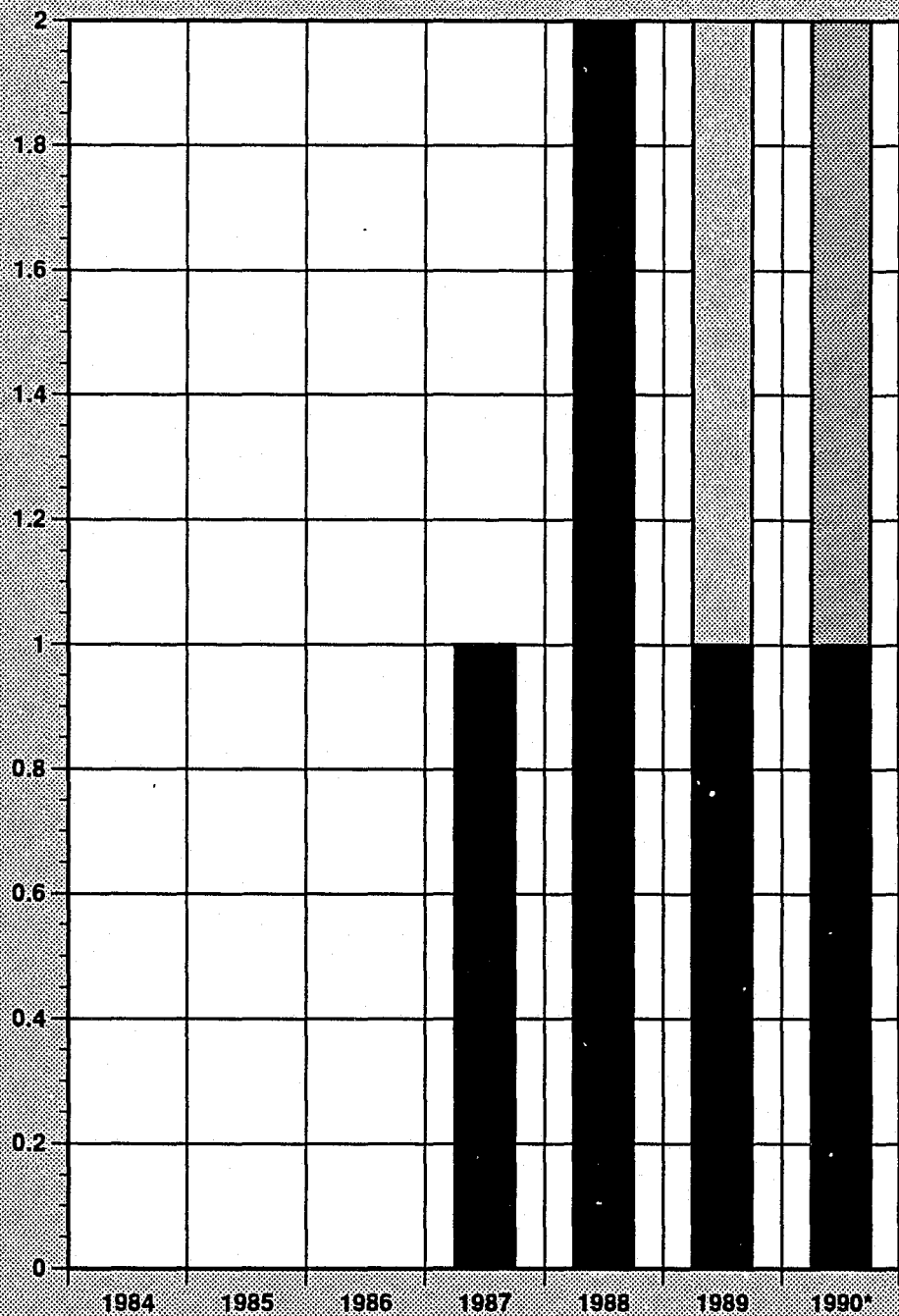
TOTALS

None Completed 1

Some Completed 1

All Completed 5

Total Sentences 7



| | | | | | | | |
|-----------------|---|---|---|---|---|---|---|
| None Completed | 0 | 0 | 0 | 0 | 0 | 1 | 0 |
| Some Completed | 0 | 0 | 0 | 0 | 0 | 0 | 1 |
| All Completed | 0 | 0 | 0 | 1 | 2 | 1 | 1 |
| Total Sentences | 0 | 0 | 0 | 1 | 2 | 2 | 2 |

*Offenders are still working toward completion of hours ordered during 1990.

PEND OREILLE COUNTY

**Percent of
Community Service
Hours Completed**

**July 1984 through
December 1990**

TOTALS

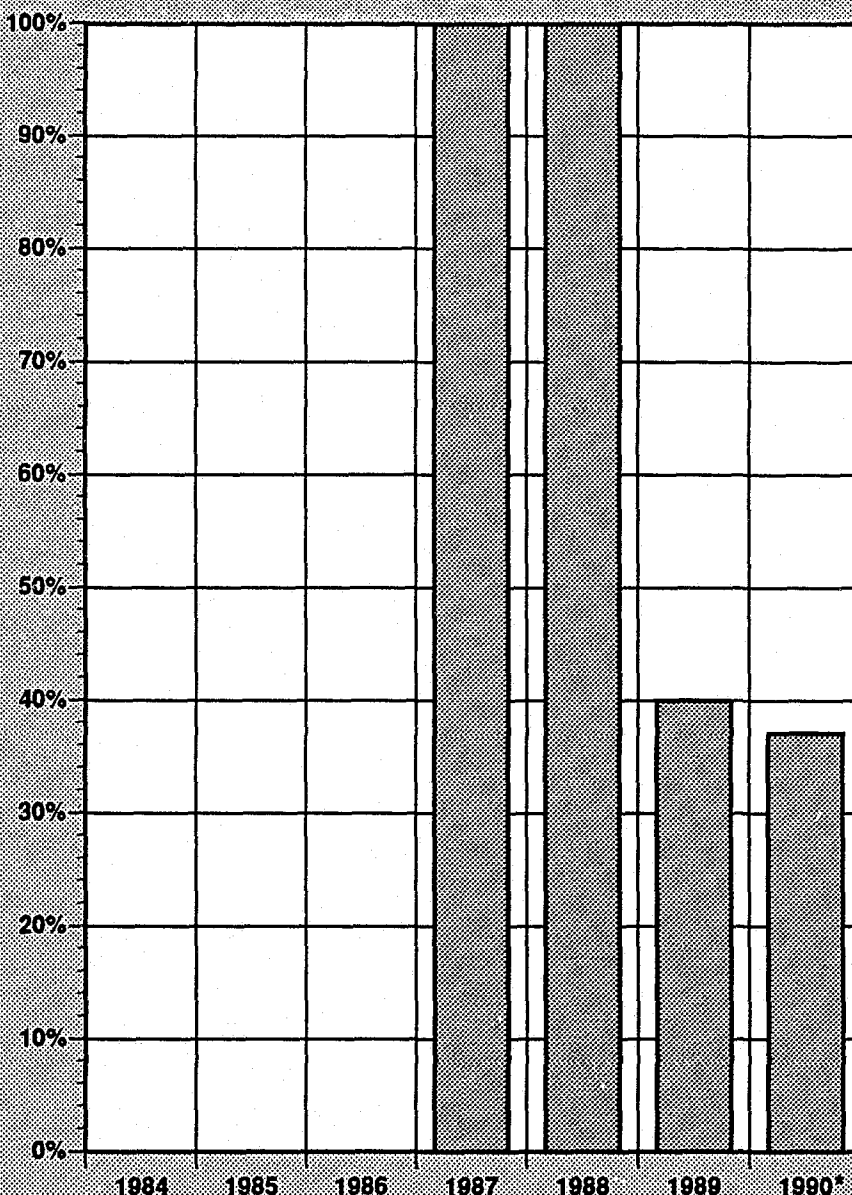
Original Sentence Hours 23,597

Hours Modified Up 1,032

**Total Hours Original &
Modified Up** 24,629

Hours Completed 15,030

Percent Completed 61%



| | 1984 | 1985 | 1986 | 1987 | 1988 | 1989 | 1990* |
|------------------------------------|------|------|------|------|------|------|-------|
| Original Sentence Hours | 0 | 0 | 0 | 240 | 340 | 400 | 240 |
| Hours Modified Up | 0 | 0 | 0 | 0 | 0 | 0 | 100 |
| Total Hours Original & Modified Up | 0 | 0 | 0 | 240 | 340 | 400 | 340 |
| Hours Completed | 0 | 0 | 0 | 240 | 340 | 160 | 126 |
| Percent Completed | 0% | 0% | 0% | 100% | 100% | 40% | 37% |

*Offenders are still working toward completion of hours ordered during 1990.

PIERCE COUNTY

Community Service Completion

Analysis of Original Sentences

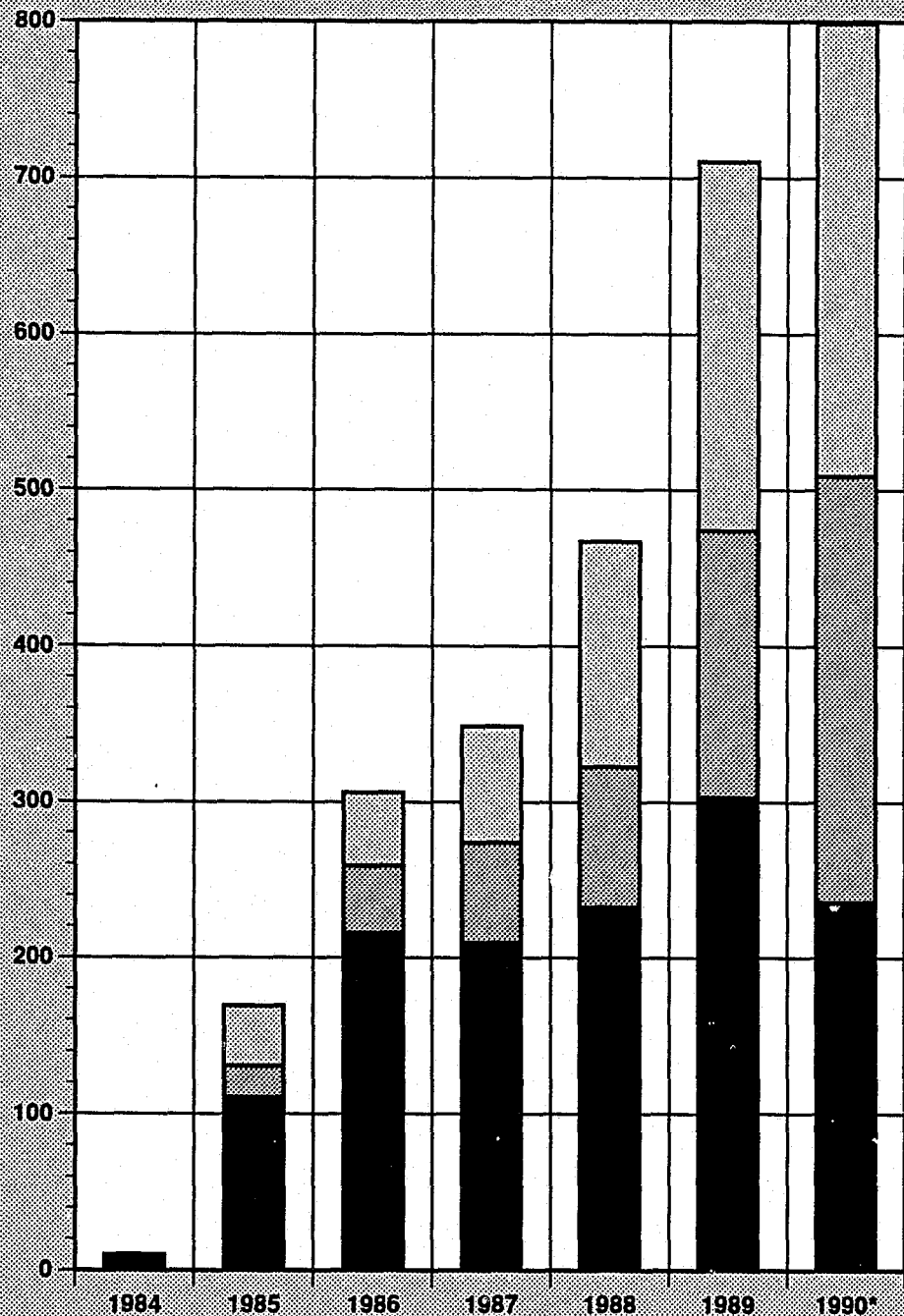
TOTALS

None Completed 831

Some Completed 663

All Completed 1,316

Total Sentences 2,810



| | | | | | | | | |
|--|-----------------|----|-----|-----|-----|-----|-----|-----|
| | None Completed | 1 | 38 | 47 | 75 | 144 | 236 | 290 |
| | Some Completed | 2 | 20 | 43 | 64 | 90 | 171 | 273 |
| | All Completed | 7 | 111 | 216 | 210 | 233 | 303 | 236 |
| | Total Sentences | 10 | 169 | 306 | 349 | 467 | 710 | 799 |

*Offenders are still working toward completion of hours ordered during 1990.

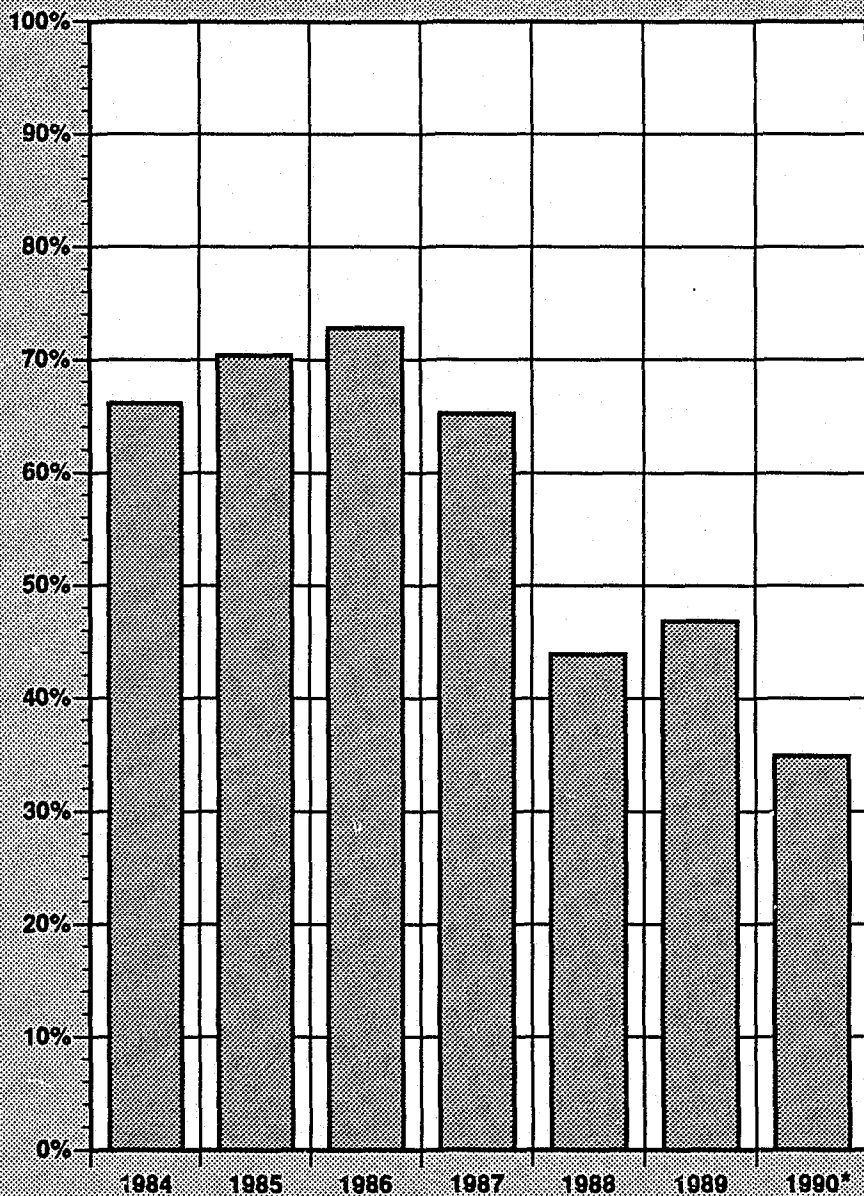
PIERCE COUNTY

Percent of
Community Service
Hours Completed

July 1984 through
December 1990

TOTALS

| | |
|------------------------------------|---------|
| Original Sentence Hours | 474,559 |
| Hours Modified Up | 20,917 |
| Total Hours Original & Modified Up | 495,476 |
| Hours Completed | 244,324 |
| Percent Completed | 49% |



| | | | | | | | |
|------------------------------------|-------|--------|--------|--------|--------|---------|---------|
| Original Sentence Hours | 1,492 | 25,367 | 53,168 | 60,279 | 77,693 | 120,602 | 135,958 |
| Hours Modified Up | 0 | 0 | 400 | 712 | 18,297 | 803 | 705 |
| Total Hours Original & Modified Up | 1,492 | 25,367 | 53,568 | 60,991 | 95,990 | 121,405 | 136,663 |
| Hours Completed | 986 | 17,853 | 39,012 | 39,739 | 42,143 | 56,893 | 47,698 |
| Percent Completed | 66% | 70% | 73% | 65% | 44% | 47% | 35% |

*Offenders are still working toward completion of hours ordered during 1990.

SAN JUAN COUNTY

**Community Service
Completion**

**Analysis of Original
Sentences**

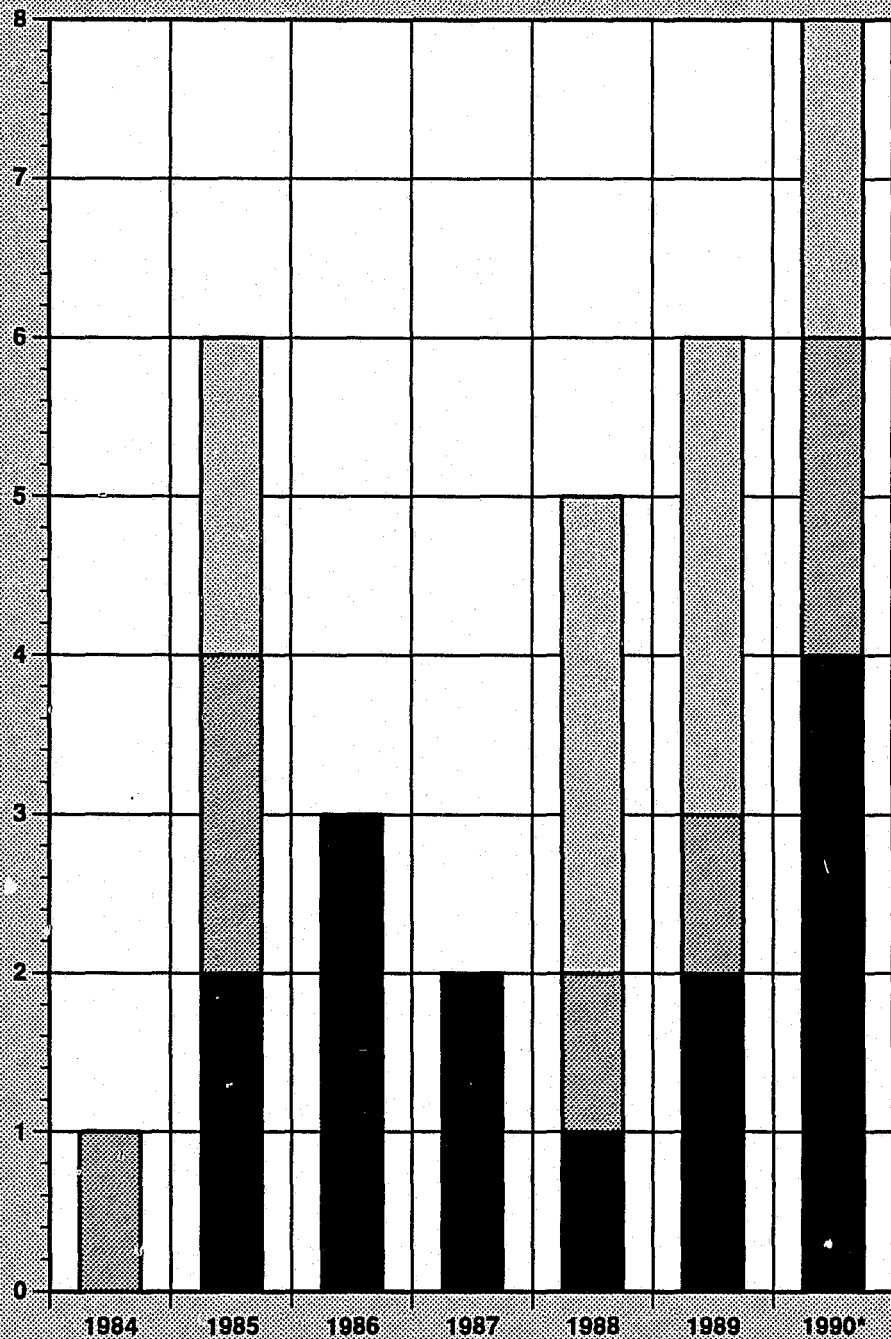
TOTALS

**None
Completed 10**

**Some
Completed 7**

**All
Completed 14**

Total Sentences 31



| | | | | | | | |
|-----------------|---|---|---|---|---|---|---|
| None Completed | 0 | 2 | 0 | 0 | 3 | 3 | 2 |
| Some Completed | 1 | 2 | 0 | 0 | 1 | 1 | 2 |
| All Completed | 0 | 2 | 3 | 2 | 1 | 2 | 4 |
| Total Sentences | 1 | 6 | 3 | 2 | 5 | 6 | 8 |

*Offenders are still working toward completion of hours ordered during 1990.

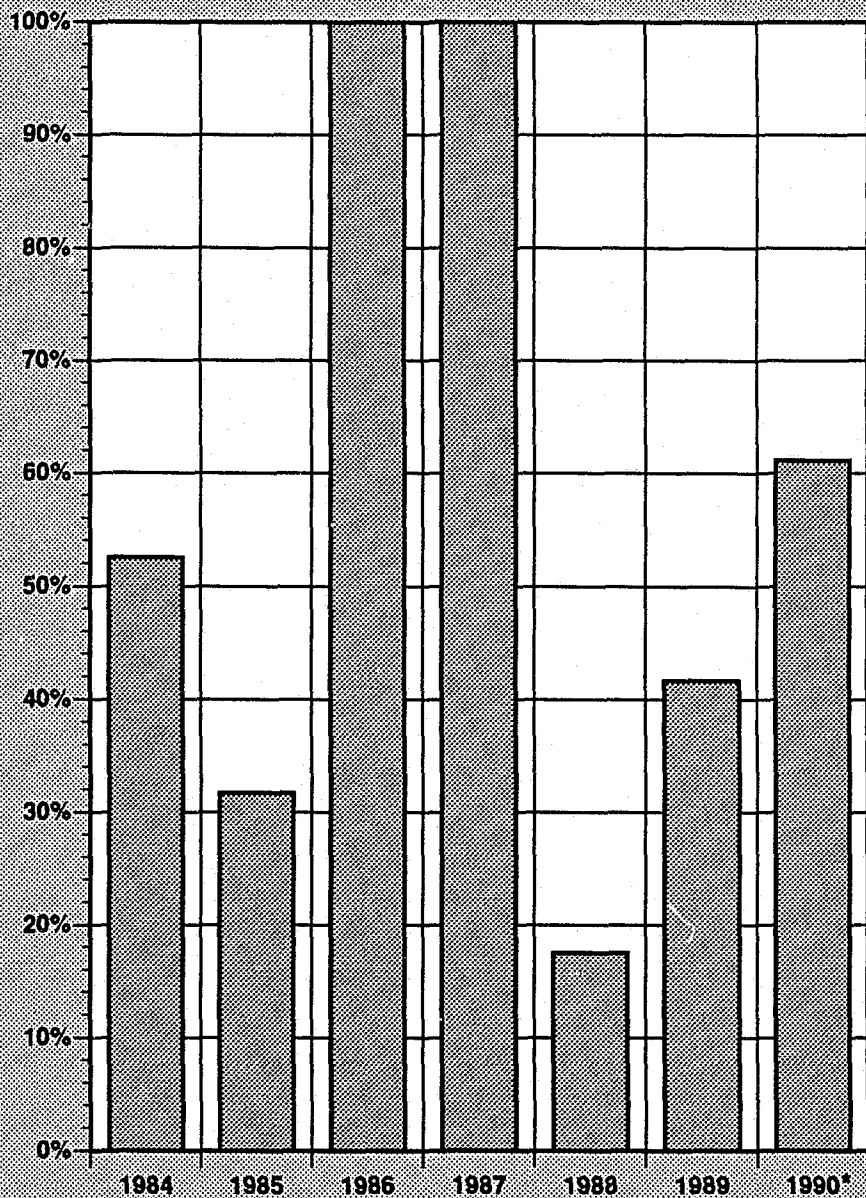
SAN JUAN COUNTY

Percent of
Community Service
Hours Completed

July 1984 through
December 1990

TOTALS

| | |
|------------------------------------|-------|
| Original Sentence Hours | 3,954 |
| Hours Modified Up | 0 |
| Total Hours Original & Modified Up | 3,954 |
| Hours Completed | 1,991 |
| Percent Completed | 50% |



| | | | | | | | |
|------------------------------------|-----|-----|------|------|-----|-----|-------|
| Original Sentence Hours | 200 | 524 | 194 | 320 | 640 | 900 | 1,176 |
| Hours Modified Up | 0 | 0 | 0 | 0 | 0 | 0 | 0 |
| Total Hours Original & Modified Up | 200 | 524 | 194 | 320 | 640 | 900 | 1,176 |
| Hours Completed | 105 | 166 | 194 | 320 | 112 | 375 | 719 |
| Percent Completed | 53% | 32% | 100% | 100% | 18% | 42% | 61% |

*Offenders are still working toward completion of hours ordered during 1990.

SKAGIT COUNTY

Community Service
Completion

Analysis of Original
Sentences

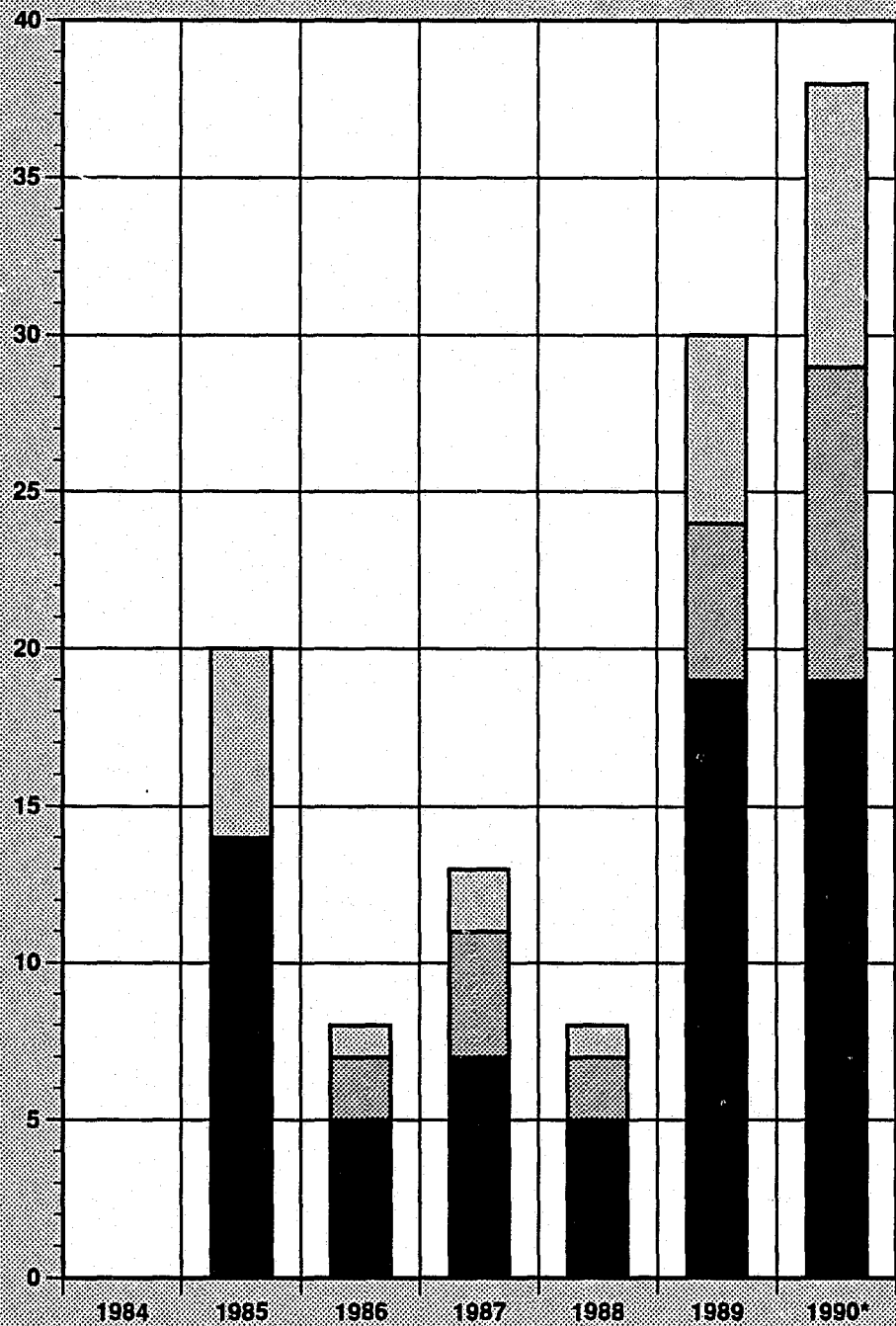
TOTALS

None Completed 25

Some Completed 23

All Completed 69

Total Sentences 117



| | | | | | | | | |
|--|-----------------|---|----|---|----|---|----|----|
| | None Completed | 0 | 6 | 1 | 2 | 1 | 6 | 9 |
| | Some Completed | 0 | 0 | 2 | 4 | 2 | 5 | 10 |
| | All Completed | 0 | 14 | 5 | 7 | 5 | 19 | 19 |
| | Total Sentences | 0 | 20 | 8 | 13 | 8 | 30 | 38 |

*Offenders are still working toward completion of hours ordered during 1990.

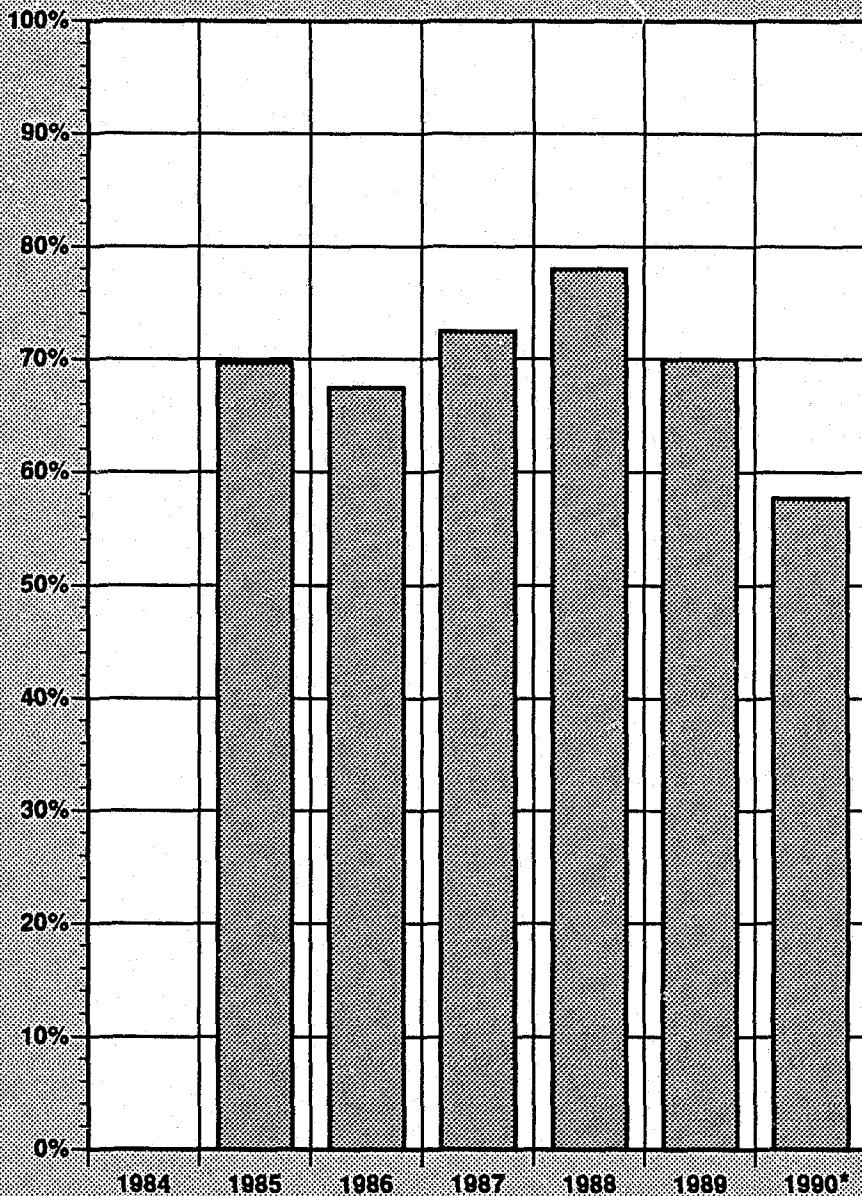
SKAGIT COUNTY

Percent of
Community Service
Hours Completed

July 1984 through
December 1990

TOTALS

| | |
|------------------------------------|--------|
| Original Sentence Hours | 20,490 |
| Hours Modified Up | 864 |
| Total Hours Original & Modified Up | 21,354 |
| Hours Completed | 14,210 |
| Percent Completed | 67% |



| | 1984 | 1985 | 1986 | 1987 | 1988 | 1989 | 1990* |
|------------------------------------|------|-------|-------|-------|-------|-------|-------|
| Original Sentence Hours | 0 | 3,026 | 1,600 | 2,016 | 1,456 | 5,880 | 6,512 |
| Hours Modified Up | 0 | 0 | 0 | 0 | 168 | 280 | 416 |
| Total Hours Original & Modified Up | 0 | 3,026 | 1,600 | 2,016 | 1,624 | 6,160 | 6,928 |
| Hours Completed | 0 | 2,106 | 1,079 | 1,459 | 1,266 | 4,307 | 3,993 |
| Percent Completed | 0% | 70% | 67% | 72% | 78% | 70% | 58% |

*Offenders are still working toward completion of hours ordered during 1990.

SKAMANIA COUNTY

Community Service Completion

Analysis of Original Sentences

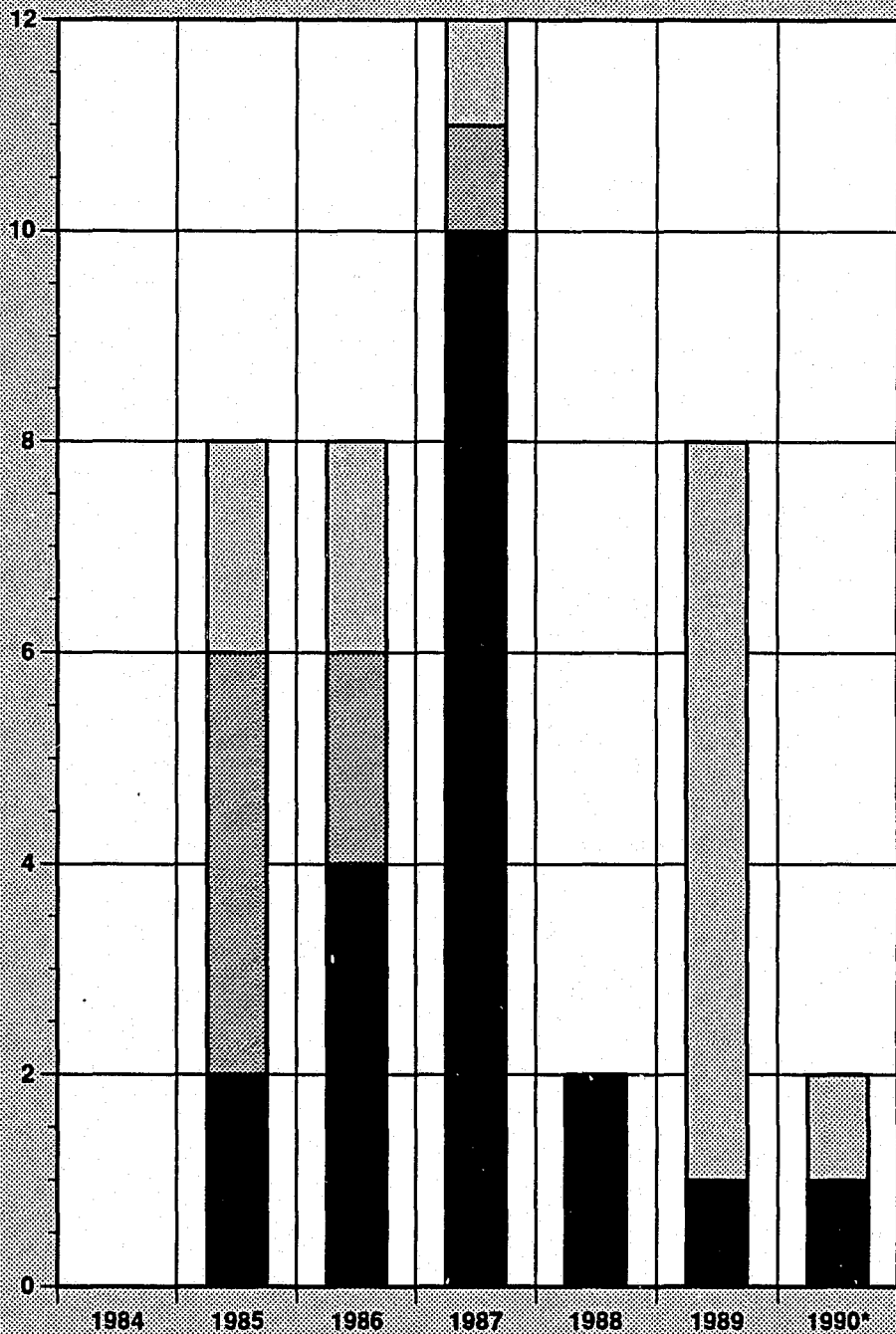
TOTALS

None Completed 13

Some Completed 7

All Completed 20

Total Sentences 40



| | 1984 | 1985 | 1986 | 1987 | 1988 | 1989 | 1990* |
|-----------------|------|------|------|------|------|------|-------|
| None Completed | 0 | 2 | 2 | 1 | 0 | 7 | 1 |
| Some Completed | 0 | 4 | 2 | 1 | 0 | 0 | 0 |
| All Completed | 0 | 2 | 4 | 10 | 2 | 1 | 1 |
| Total Sentences | 0 | 8 | 8 | 12 | 2 | 8 | 2 |

*Offenders are still working toward completion of hours ordered during 1990.

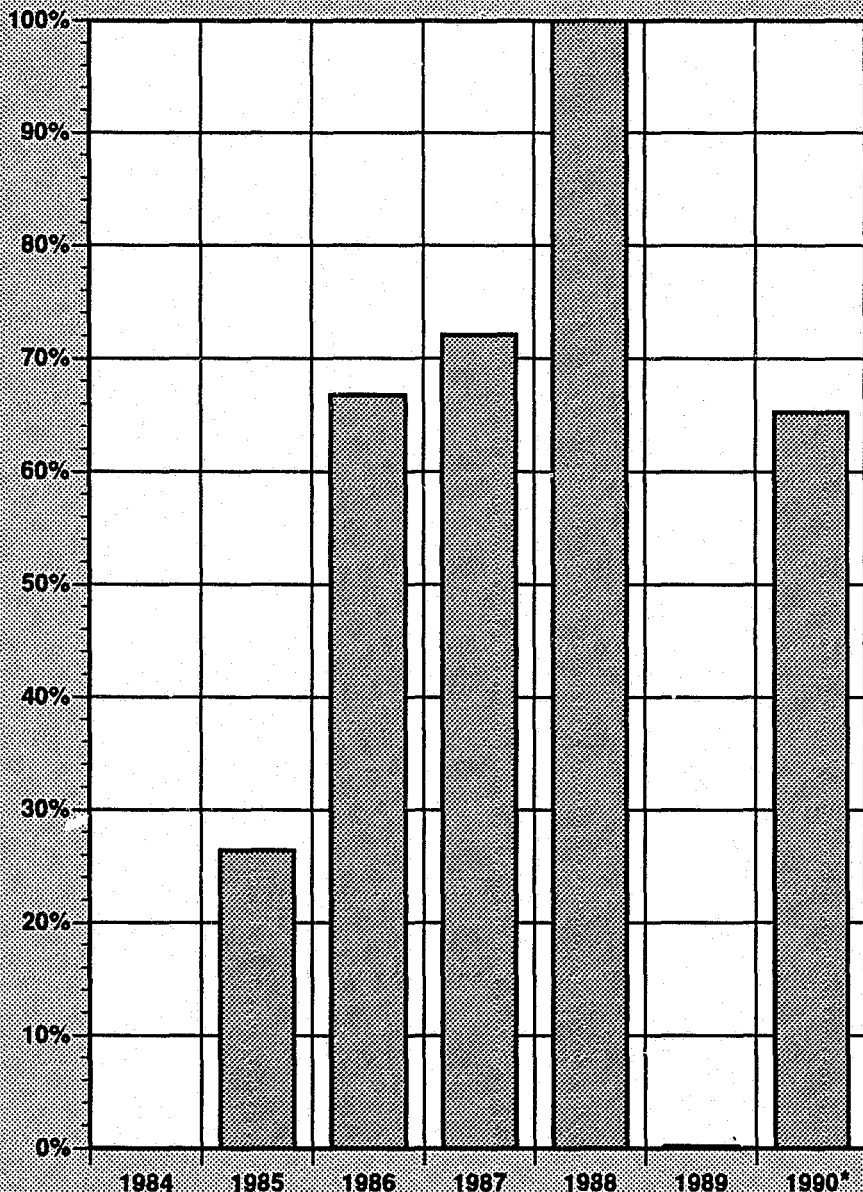
SKAMANIA COUNTY

Percent of
Community Service
Hours Completed

July 1984 through
December 1990

TOTALS

| | |
|------------------------------------|-------|
| Original Sentence Hours | 6,163 |
| Hours Modified Up | 1,264 |
| Total Hours Original & Modified Up | 7,427 |
| Hours Completed | 3,027 |
| Percent Completed | 41% |



| | 1984 | 1985 | 1986 | 1987 | 1988 | 1989 | 1990* |
|------------------------------------|------|-------|-------|-------|------|-------|-------|
| Original Sentence Hours | 0 | 1,163 | 1,696 | 1,344 | 240 | 1,480 | 240 |
| Hours Modified Up | 0 | 0 | 0 | 0 | 136 | 1,000 | 128 |
| Total Hours Original & Modified Up | 0 | 1,163 | 1,696 | 1,344 | 376 | 2,480 | 368 |
| Hours Completed | 0 | 307 | 1,132 | 968 | 376 | 4 | 240 |
| Percent Completed | 0% | 26% | 67% | 72% | 100% | 0% | 65% |

*Offenders are still working toward completion of hours ordered during 1990.

SNOHOMISH COUNTY

Community Service Completion

Analysis of Original Sentences

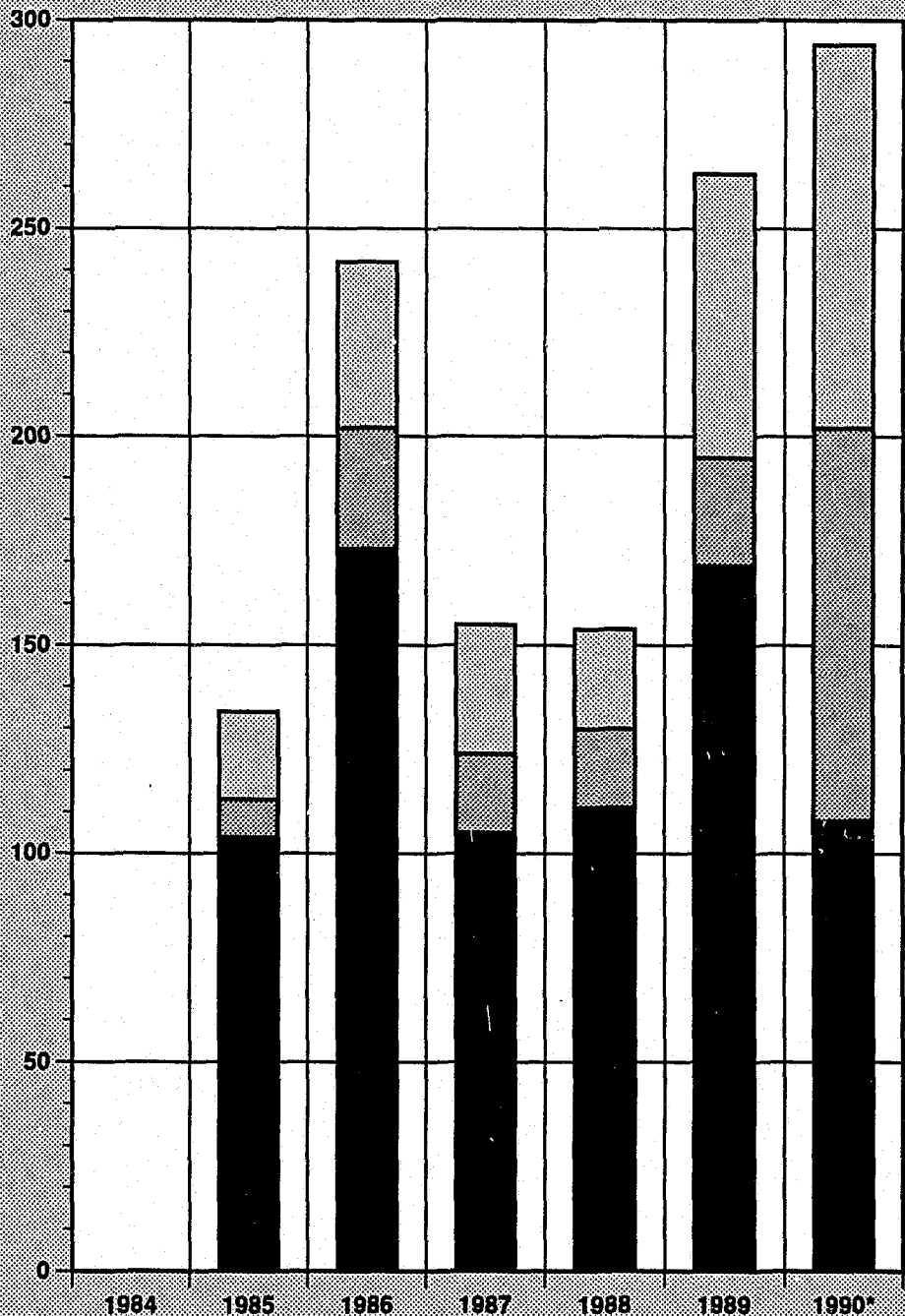
TOTALS

None Completed 276

Some Completed 196

All Completed 770

Total Sentences 1,118



| | | | | | | | |
|-----------------|---|-----|-----|-----|-----|-----|-----|
| None Completed | 0 | 21 | 40 | 31 | 24 | 68 | 92 |
| Some Completed | 0 | 9 | 29 | 19 | 19 | 26 | 94 |
| All Completed | 0 | 104 | 173 | 105 | 111 | 169 | 108 |
| Total Sentences | 0 | 79 | 173 | 155 | 154 | 263 | 294 |

*Offenders are still working toward completion of hours ordered during 1990.

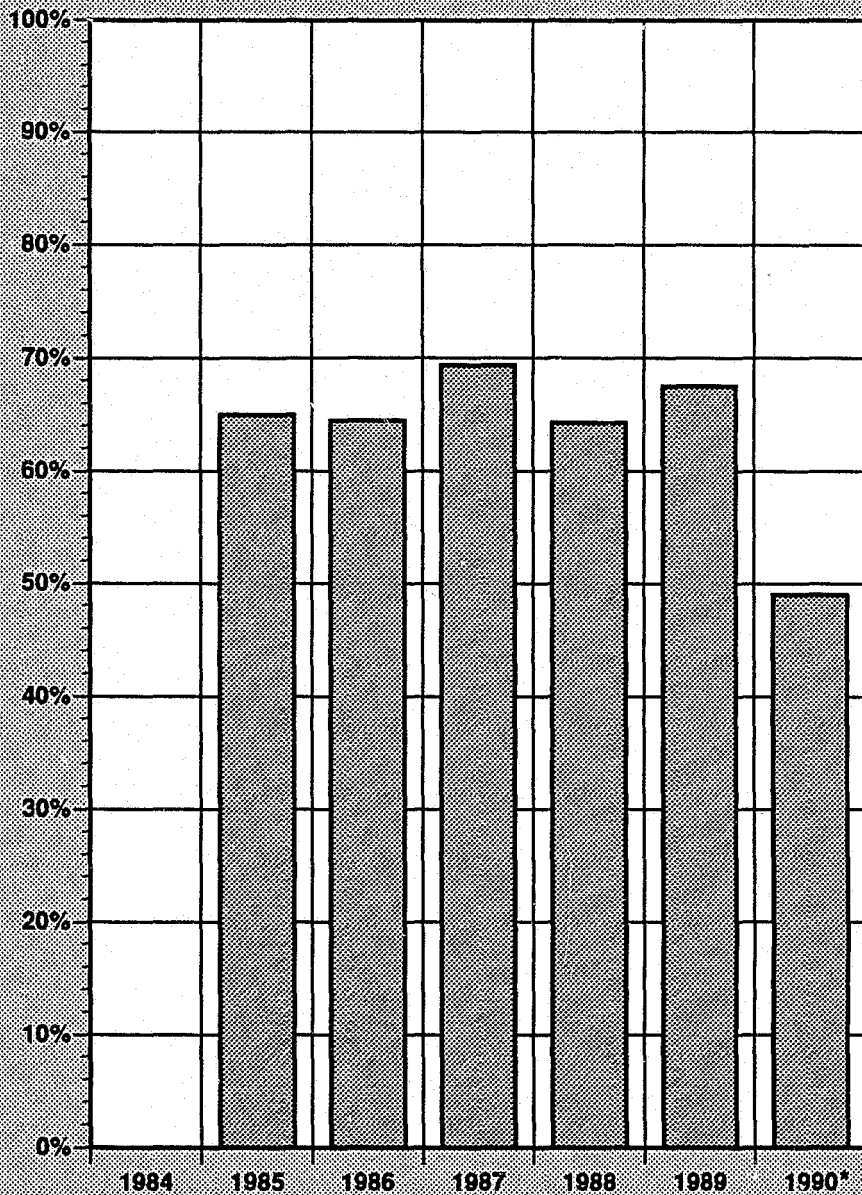
SNOHOMISH COUNTY

Percent of
Community Service
Hours Completed

July 1984 through
December 1990

TOTALS

| | |
|------------------------------------|---------|
| Original Sentence Hours | 202,334 |
| Hours Modified Up | 7,665 |
| Total Hours Original & Modified Up | 209,999 |
| Hours Completed | 129,947 |
| Percent Completed | 62% |



| | 1984 | 1985 | 1986 | 1987 | 1988 | 1989 | 1990* |
|------------------------------------|------|--------|--------|--------|--------|--------|--------|
| Original Sentence Hours | 0 | 14,866 | 33,351 | 29,078 | 26,975 | 45,394 | 52,670 |
| Hours Modified Up | 0 | 32 | 0 | 480 | 4,759 | 1,546 | 848 |
| Total Hours Original & Modified Up | 0 | 14,898 | 33,351 | 29,558 | 31,734 | 46,940 | 53,518 |
| Hours Completed | 0 | 9,673 | 21,494 | 20,498 | 20,389 | 31,677 | 26,216 |
| Percent Completed | 0% | 65% | 64% | 69% | 64% | 67% | 49% |

*Offenders are still working toward completion of hours ordered during 1990.

SPOKANE COUNTY

Community Service Completion

Analysis of Original Sentences

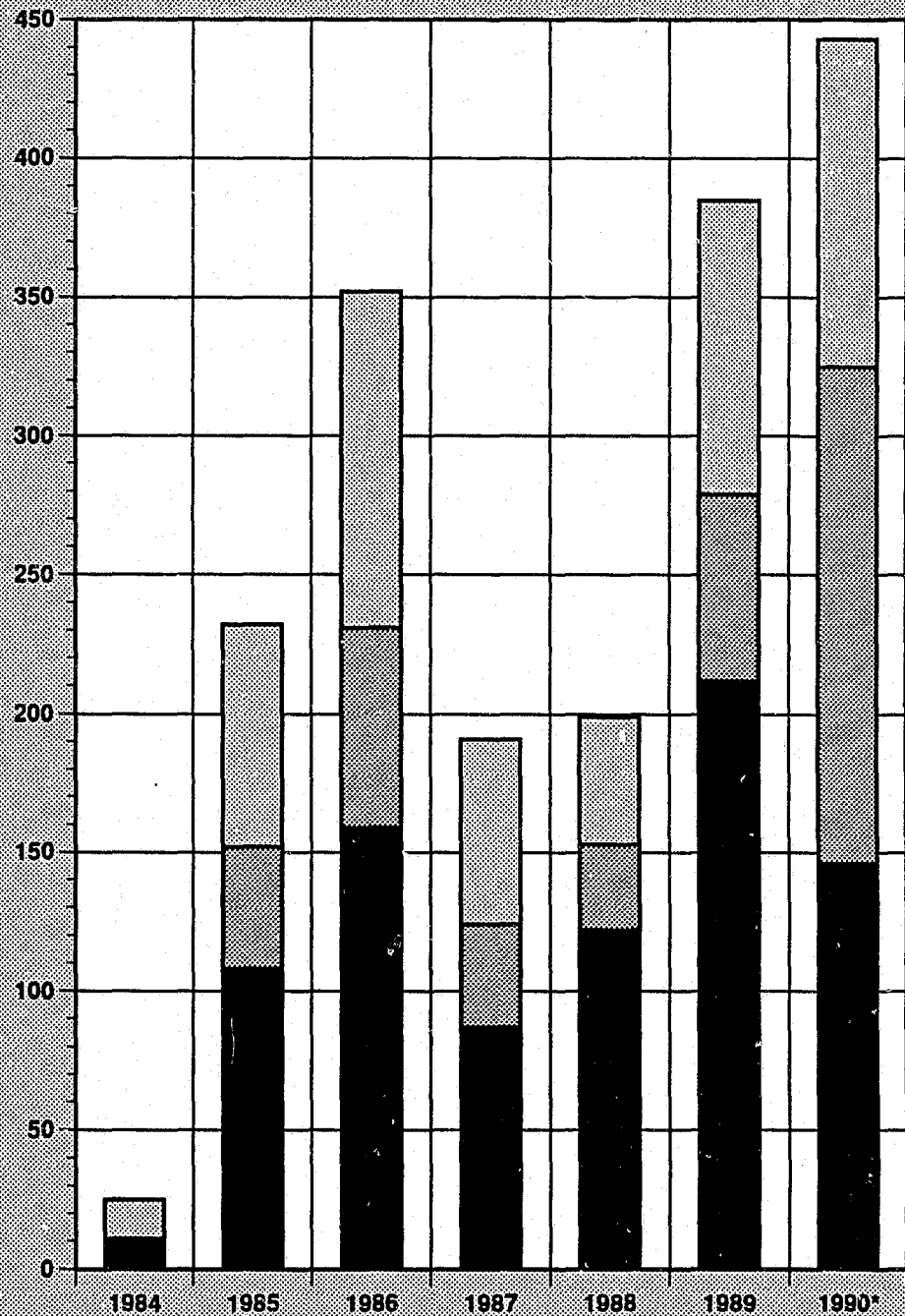
TOTALS

None Completed 552

Some Completed 431

All Completed 844

Total Sentences 1,827



| | | | | | | | | |
|--|-----------------|----|-----|-----|-----|-----|-----|-----|
| | None Completed | 14 | 80 | 121 | 67 | 46 | 106 | 118 |
| | Some Completed | 1 | 44 | 72 | 37 | 31 | 67 | 179 |
| | All Completed | 10 | 108 | 159 | 87 | 122 | 212 | 146 |
| | Total Sentences | 25 | 232 | 352 | 191 | 199 | 385 | 443 |

*Offenders are still working toward completion of hours ordered during 1990.

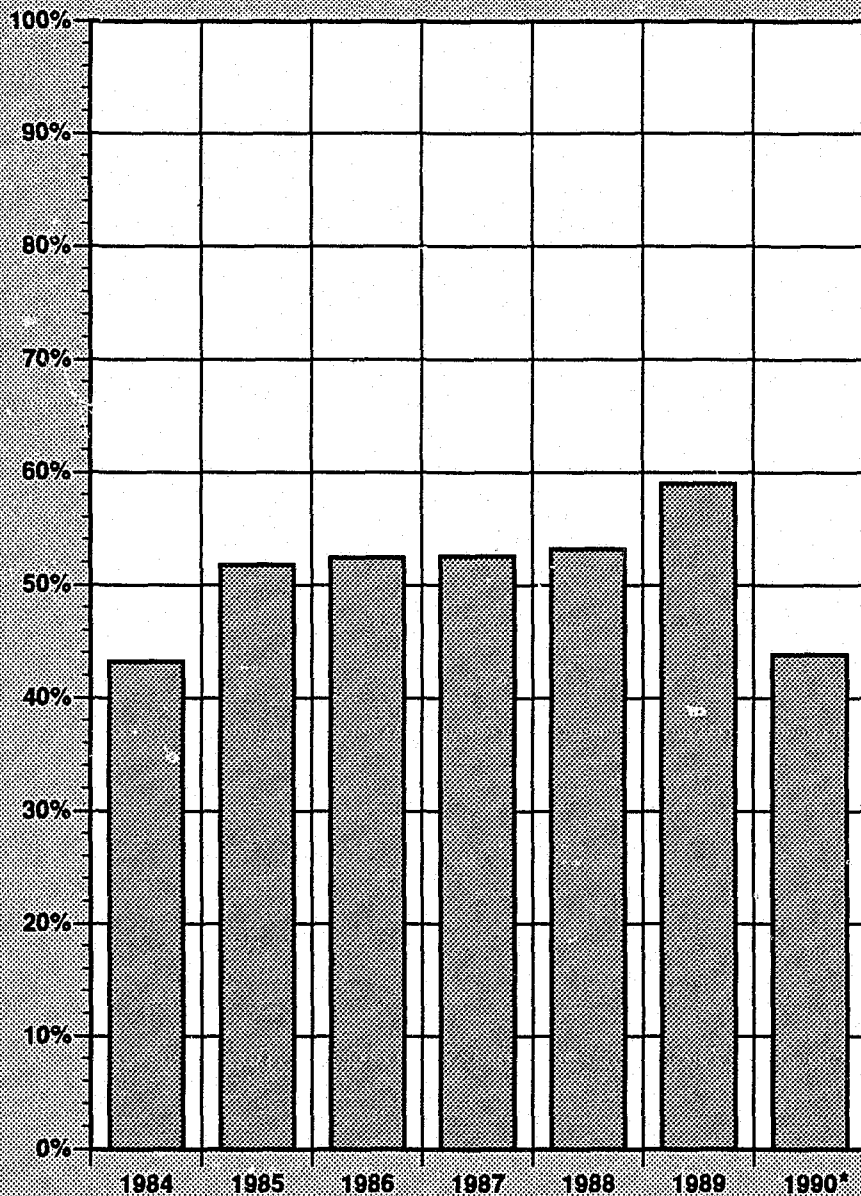
SPOKANE COUNTY

Percent of
Community Service
Hours Completed

July 1984 through
December 1990

TOTALS

| | |
|------------------------------------|---------|
| Original Sentence Hours | 363,375 |
| Hours Modified Up | 11,242 |
| Total Hours Original & Modified Up | 374,617 |
| Hours Completed | 193,662 |
| Percent Completed | 52% |



| | 1984 | 1985 | 1986 | 1987 | 1988 | 1989 | 1990* |
|------------------------------------|-------|--------|--------|--------|--------|--------|--------|
| Original Sentence Hours | 5,020 | 48,317 | 73,336 | 39,000 | 36,154 | 75,832 | 85,716 |
| Hours Modified Up | 0 | 33 | 315 | 240 | 8,443 | 1,416 | 795 |
| Total Hours Original & Modified Up | 5,020 | 48,350 | 73,651 | 39,240 | 44,597 | 77,248 | 86,511 |
| Hours Completed | 2,170 | 25,038 | 38,610 | 20,618 | 23,692 | 45,581 | 37,953 |
| Percent Completed | 43% | 52% | 52% | 53% | 53% | 59% | 44% |

*Offenders are still working toward completion of hours ordered during 1990.

STEVENS COUNTY

Community Service Completion

Analysis of Original Sentences

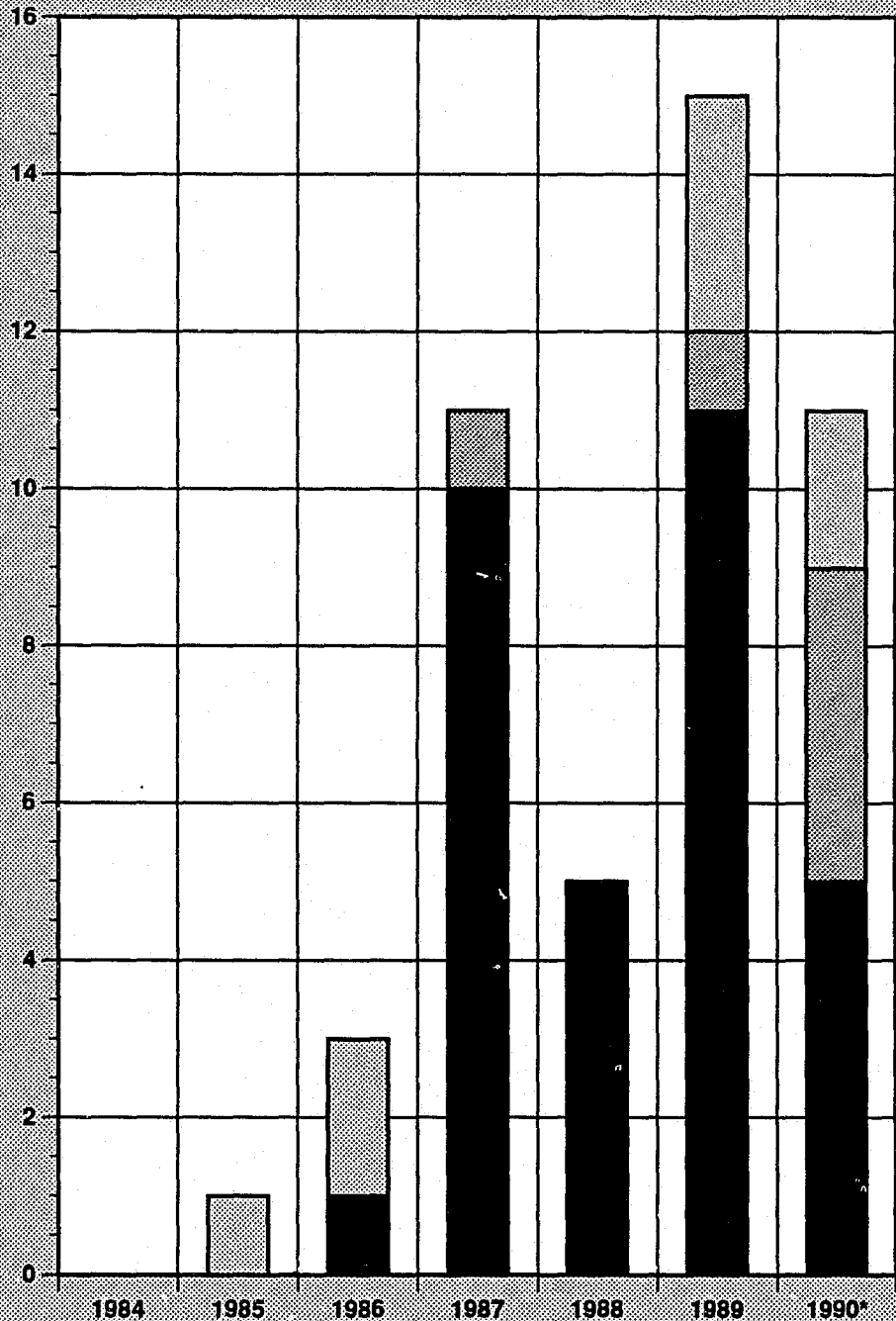
TOTALS

None Completed 8

Some Completed 6

All Completed 32

Total Sentences 46



| | 1984 | 1985 | 1986 | 1987 | 1988 | 1989 | 1990* |
|-----------------|------|------|------|------|------|------|-------|
| None Completed | 0 | 1 | 2 | 0 | 0 | 3 | 2 |
| Some Completed | 0 | 0 | 0 | 1 | 0 | 1 | 4 |
| All Completed | 0 | 0 | 1 | 10 | 5 | 11 | 5 |
| Total Sentences | 0 | 1 | 3 | 11 | 5 | 15 | 11 |

*Offenders are still working toward completion of hours ordered during 1990.

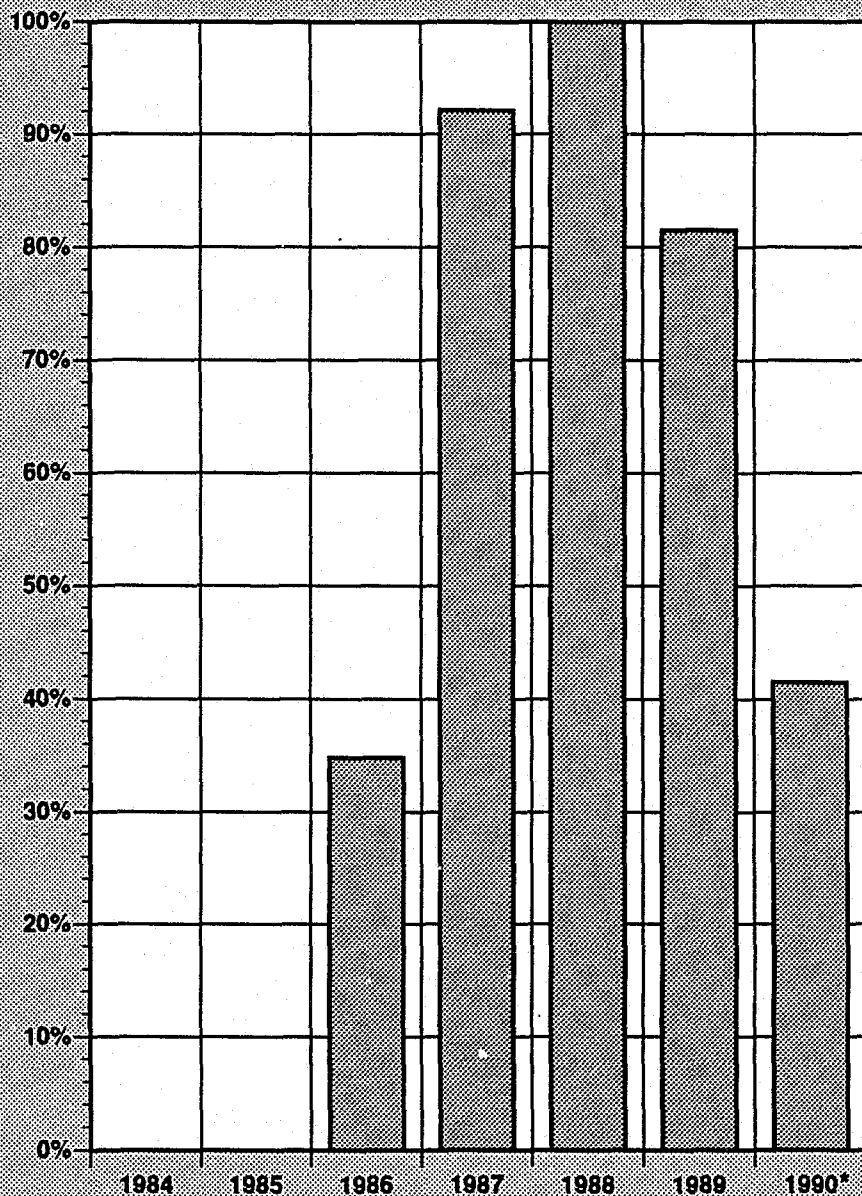
STEVENS COUNTY

Percent of
Community Service
Hours Completed

July 1984 through
December 1990

TOTALS

| | |
|------------------------------------|-------|
| Original Sentence Hours | 7,228 |
| Hours Modified Up | 0 |
| Total Hours Original & Modified Up | 7,228 |
| Hours Completed | 5,106 |
| Percent Completed | 71% |



| | 1984 | 1985 | 1986 | 1987 | 1988 | 1989 | 1990* |
|------------------------------------|------|------|------|-------|------|-------|-------|
| Original Sentence Hours | 0 | 16 | 552 | 1,720 | 708 | 2,172 | 2,060 |
| Hours Modified Up | 0 | 0 | 0 | 0 | 0 | 0 | 0 |
| Total Hours Original & Modified Up | 0 | 16 | 552 | 1,720 | 708 | 2,172 | 2,060 |
| Hours Completed | 0 | 0 | 192 | 1,583 | 708 | 1,769 | 854 |
| Percent Completed | 0% | 0% | 35% | 92% | 100% | 81% | 41% |

*Offenders are still working toward completion of hours ordered during 1990.

THURSTON COUNTY

Community Service Completion

Analysis of Original Sentences

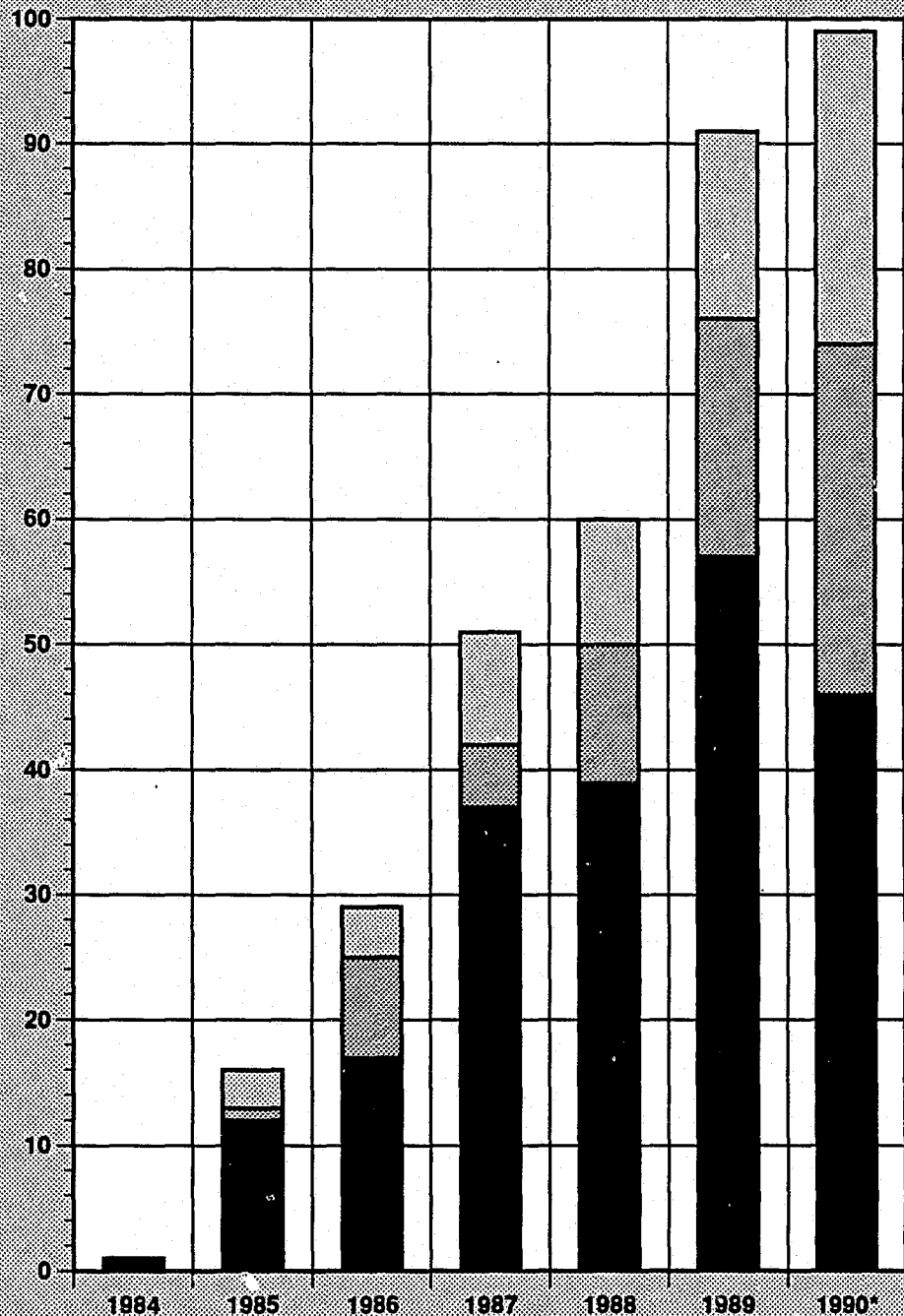
TOTALS

None Completed 66

Some Completed 72

All Completed 209

Total Sentences 347



| | | | | | | | | |
|--|-----------------|---|----|----|----|----|----|----|
| | None Completed | 0 | 3 | 4 | 9 | 10 | 15 | 25 |
| | Some Completed | 0 | 1 | 8 | 5 | 11 | 19 | 28 |
| | All Completed | 1 | 12 | 17 | 37 | 39 | 57 | 46 |
| | Total Sentences | 1 | 16 | 29 | 51 | 60 | 91 | 99 |

*Offenders are still working toward completion of hours ordered during 1990.

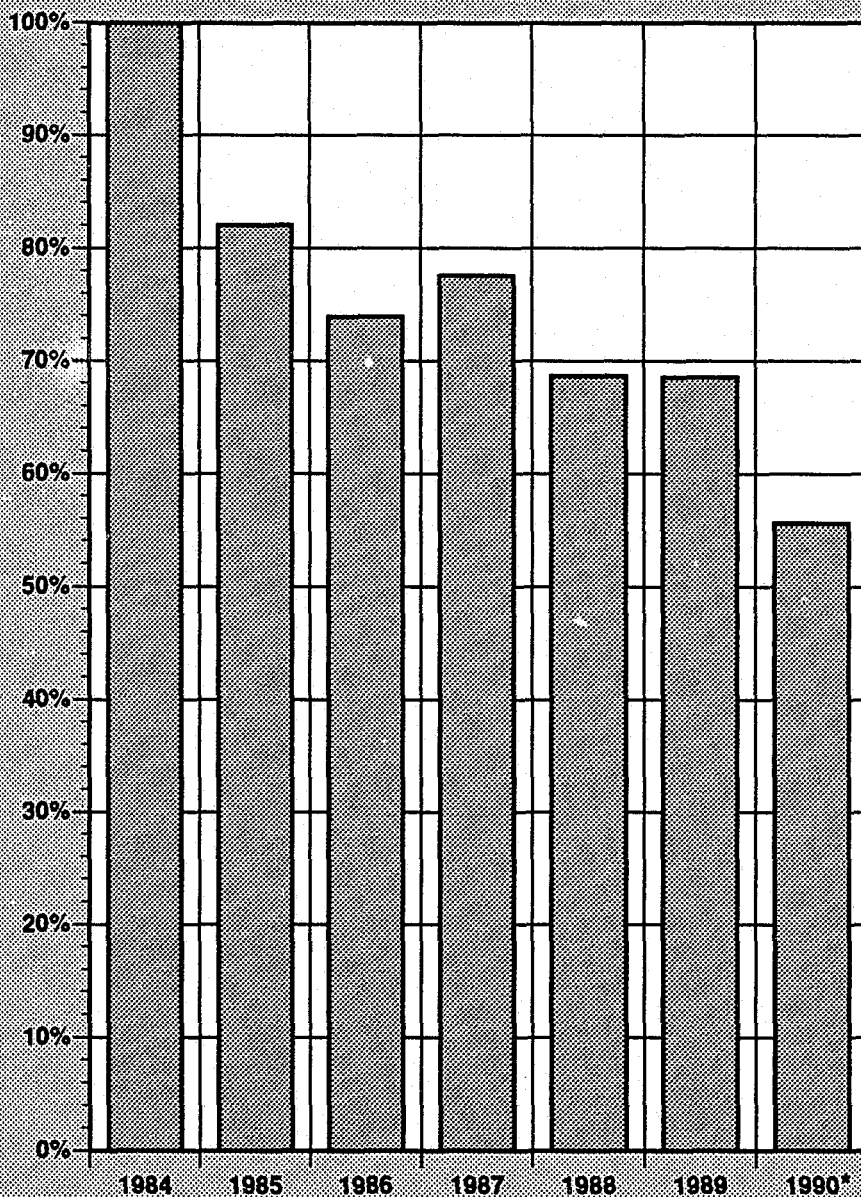
THURSTON COUNTY

Percent of
Community Service
Hours Completed

July 1984 through
December 1990

TOTALS

| | |
|---------------------------------------|--------|
| Original Sentence Hours | 53,738 |
| Hours Modified Up | 256 |
| Total Hours Original & Modified Up | 53,994 |
| Hours Completed | 35,946 |
| Percent Completed | 67% |



| | 1984 | 1985 | 1986 | 1987 | 1988 | 1989 | 1990* |
|------------------------------------|------|-------|-------|-------|--------|--------|--------|
| Original Sentence Hours | 80 | 1,998 | 3,748 | 6,440 | 10,200 | 14,948 | 16,324 |
| Hours Modified Up | 0 | 0 | 0 | 0 | 120 | 0 | 136 |
| Total Hours Original & Modified Up | 80 | 1,998 | 3,748 | 6,440 | 10,320 | 14,948 | 16,460 |
| Hours Completed | 80 | 1,638 | 2,770 | 4,992 | 7,083 | 10,239 | 9,144 |
| Percent Completed | 100% | 82% | 74% | 78% | 69% | 68% | 56% |

*Offenders are still working toward completion of hours ordered during 1990.

WAHAKIAKUM COUNTY

Community Service Completion

Analysis of Original Sentences

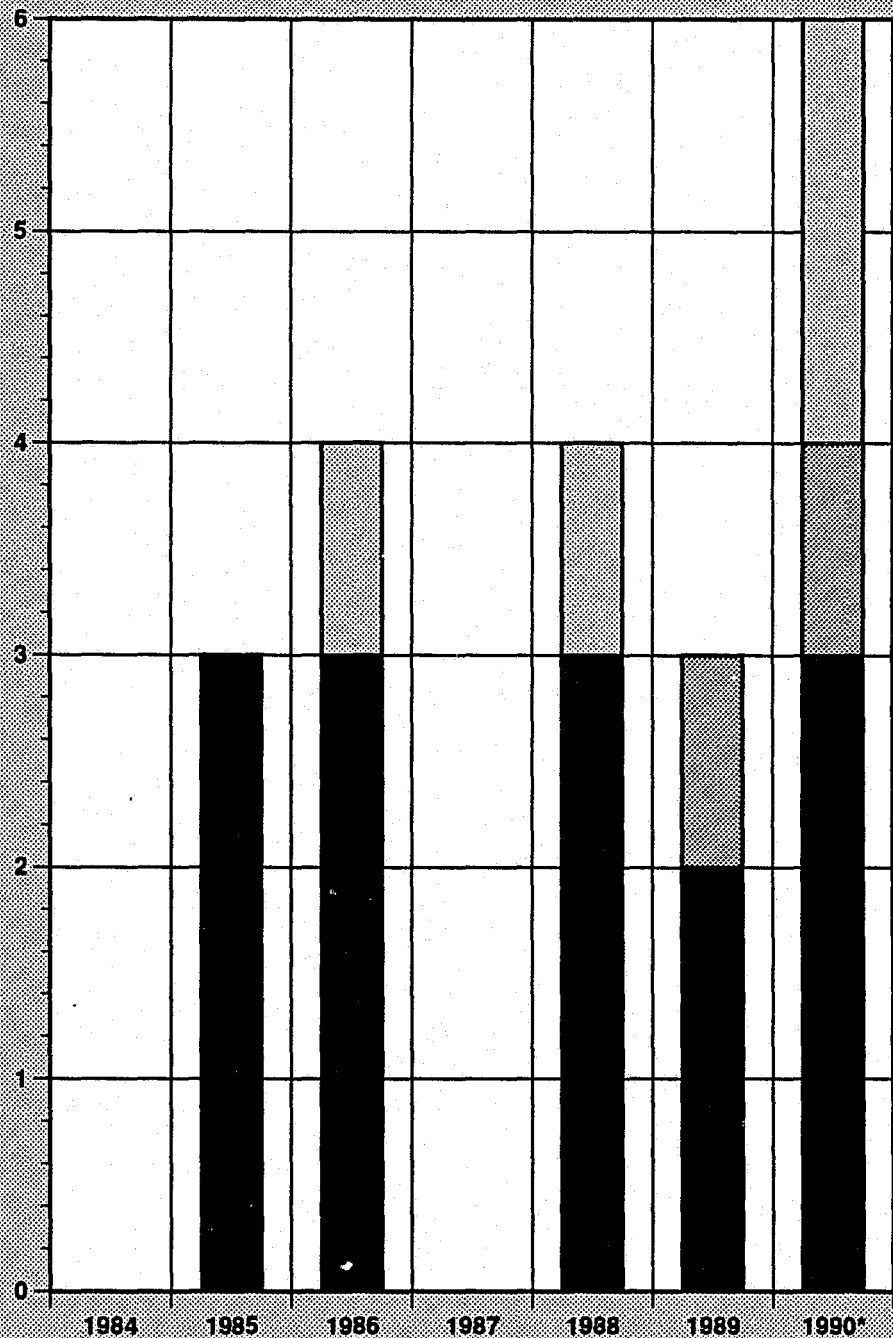
TOTALS

None
Completed 4

Some
Completed 2

All
Completed 14

Total Sentences 20



| | 1984 | 1985 | 1986 | 1987 | 1988 | 1989 | 1990* |
|-----------------|------|------|------|------|------|------|-------|
| None Completed | 0 | 0 | 1 | 0 | 1 | 0 | 2 |
| Some Completed | 0 | 0 | 0 | 0 | 0 | 1 | 1 |
| All Completed | 0 | 3 | 3 | 0 | 3 | 2 | 3 |
| Total Sentences | 0 | 3 | 4 | 0 | 4 | 3 | 6 |

*Offenders are still working toward completion of hours ordered during 1990.

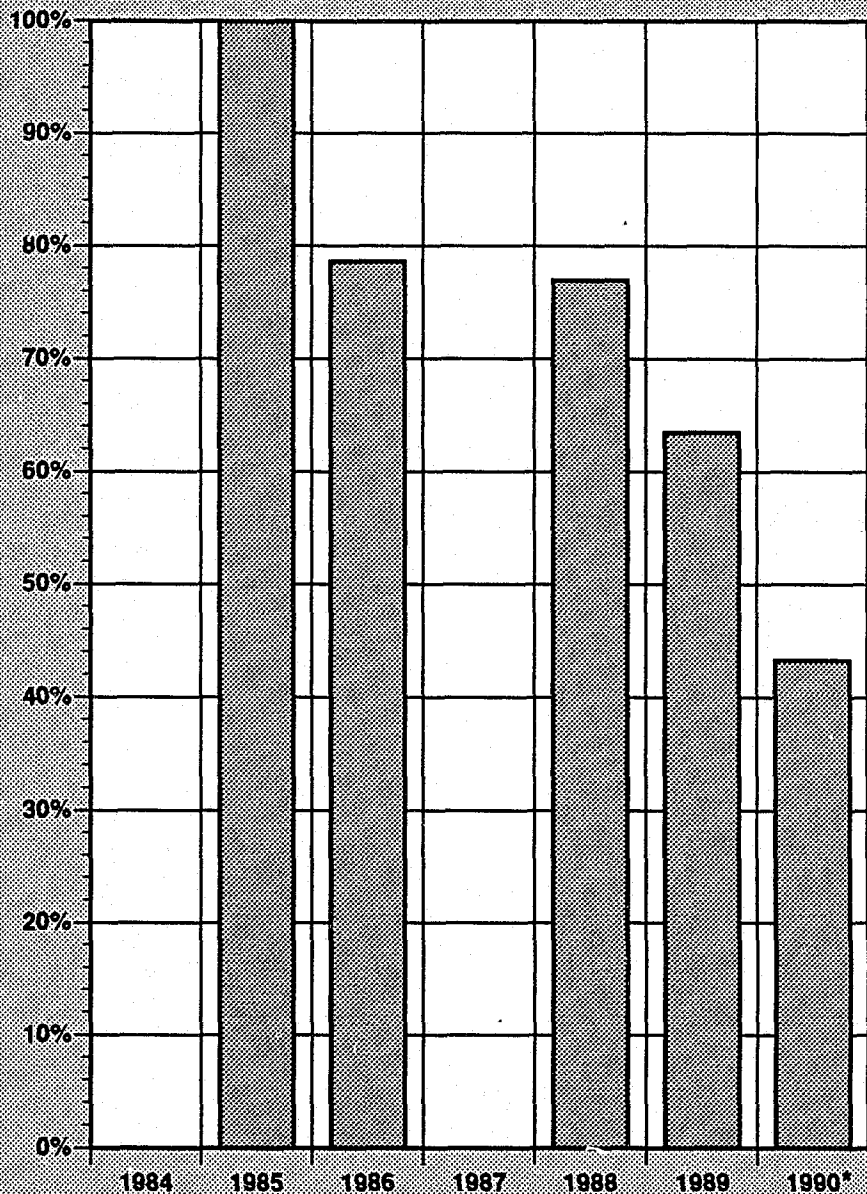
WAHAKIAKUM COUNTY

Percent of
Community Service
Hours Completed

July 1984 through
December 1990

TOTALS

| | |
|------------------------------------|-------|
| Original Sentence Hours | 3,232 |
| Hours Modified Up | 0 |
| Total Hours Original & Modified Up | 3,232 |
| Hours Completed | 2,053 |
| Percent Completed | 64% |



| | 1984 | 1985 | 1986 | 1987 | 1988 | 1989 | 1990* |
|------------------------------------|------|------|------|------|------|------|-------|
| Original Sentence Hours | 0 | 312 | 560 | 0 | 520 | 520 | 1,320 |
| Hours Modified Up | 0 | 0 | 0 | 0 | 0 | 0 | 0 |
| Total Hours Original & Modified Up | 0 | 312 | 560 | 0 | 520 | 520 | 1,320 |
| Hours Completed | 0 | 312 | 440 | 0 | 400 | 330 | 571 |
| Percent Completed | 0% | 100% | 79% | 0% | 77% | 63% | 43% |

*Offenders are still working toward completion of hours ordered during 1990.

WALLA WALLA COUNTY

Community Service Completion

Analysis of Original Sentences

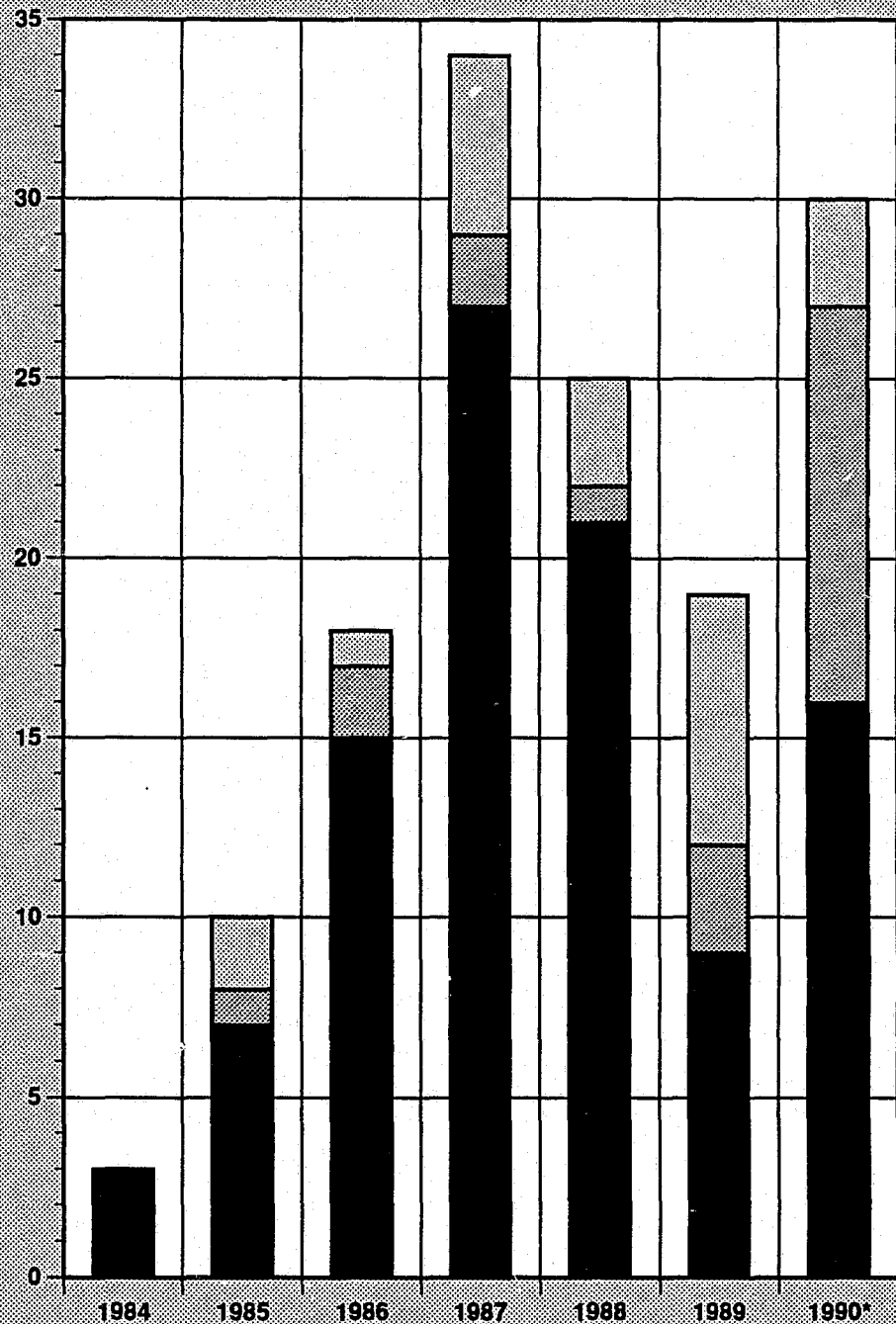
TOTALS

None Completed 21

Some Completed 20

All Completed 98

Total Sentences 139



| | | | | | | | | |
|--|-----------------|---|----|----|----|----|----|----|
| | None Completed | 0 | 2 | 1 | 5 | 3 | 7 | 3 |
| | Some Completed | 0 | 1 | 2 | 2 | 1 | 3 | 11 |
| | All Completed | 3 | 7 | 15 | 27 | 21 | 9 | 16 |
| | Total Sentences | 3 | 10 | 18 | 34 | 25 | 19 | 30 |

*Offenders are still working toward completion of hours ordered during 1990.

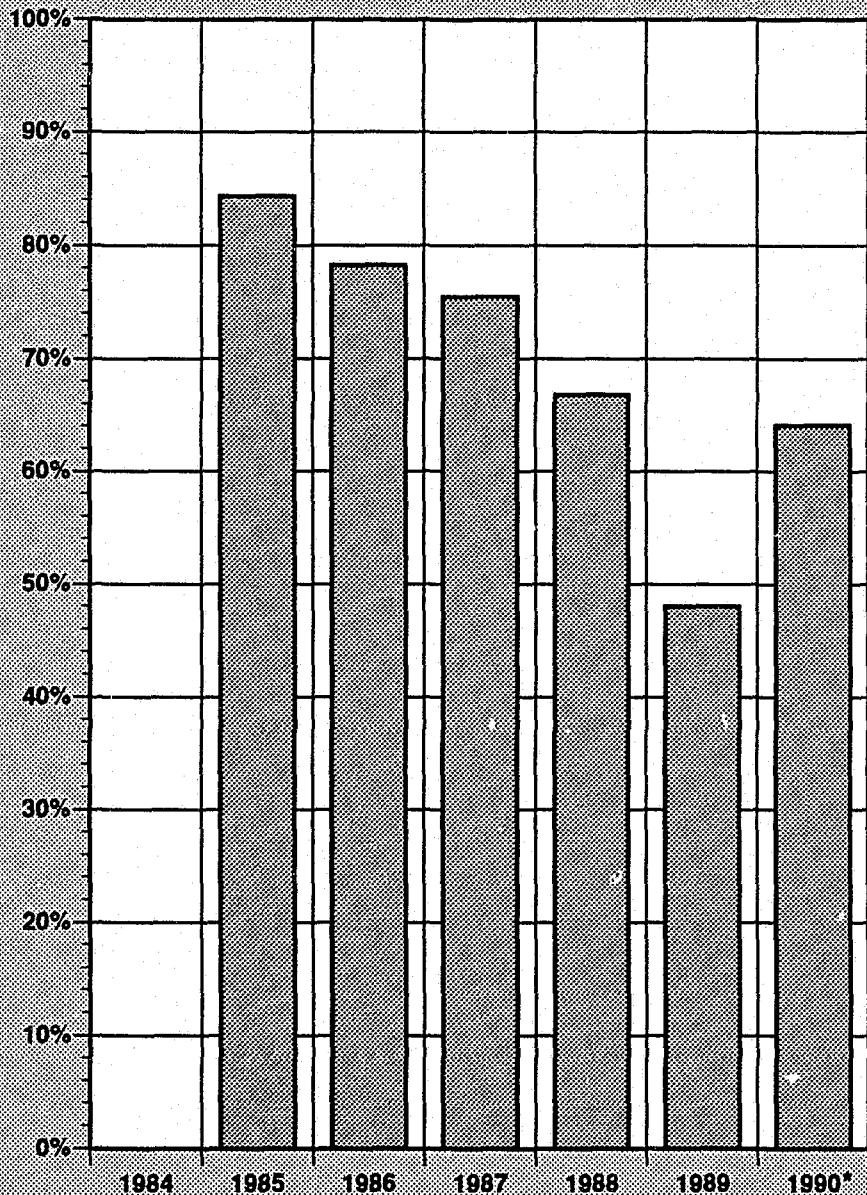
WALLA WALLA COUNTY

Percent of
Community Service
Hours Completed

July 1984 through
December 1990

TOTALS

| | |
|---------------------------------------|--------|
| Original Sentence Hours | 12,805 |
| Hours Modified Up | 416 |
| Total Hours Original & Modified Up | 13,221 |
| Hours Completed | 8,924 |
| Percent Completed | 67% |



| | | | | | | | |
|------------------------------------|----|-----|-------|-------|-------|-------|-------|
| Original Sentence Hours | 0 | 830 | 1,573 | 2,393 | 2,670 | 1,995 | 3,344 |
| Hours Modified Up | 0 | 152 | 0 | 0 | 264 | 0 | 0 |
| Total Hours Original & Modified Up | 0 | 982 | 1,573 | 2,393 | 2,934 | 1,995 | 3,344 |
| Hours Completed | 0 | 828 | 1,231 | 1,805 | 1,960 | 958 | 2,142 |
| Percent Completed | 0% | 84% | 78% | 75% | 67% | 48% | 64% |

*Offenders are still working toward completion of hours ordered during 1990.

WHATCOM COUNTY

Community Service Completion

Analysis of Original Sentences

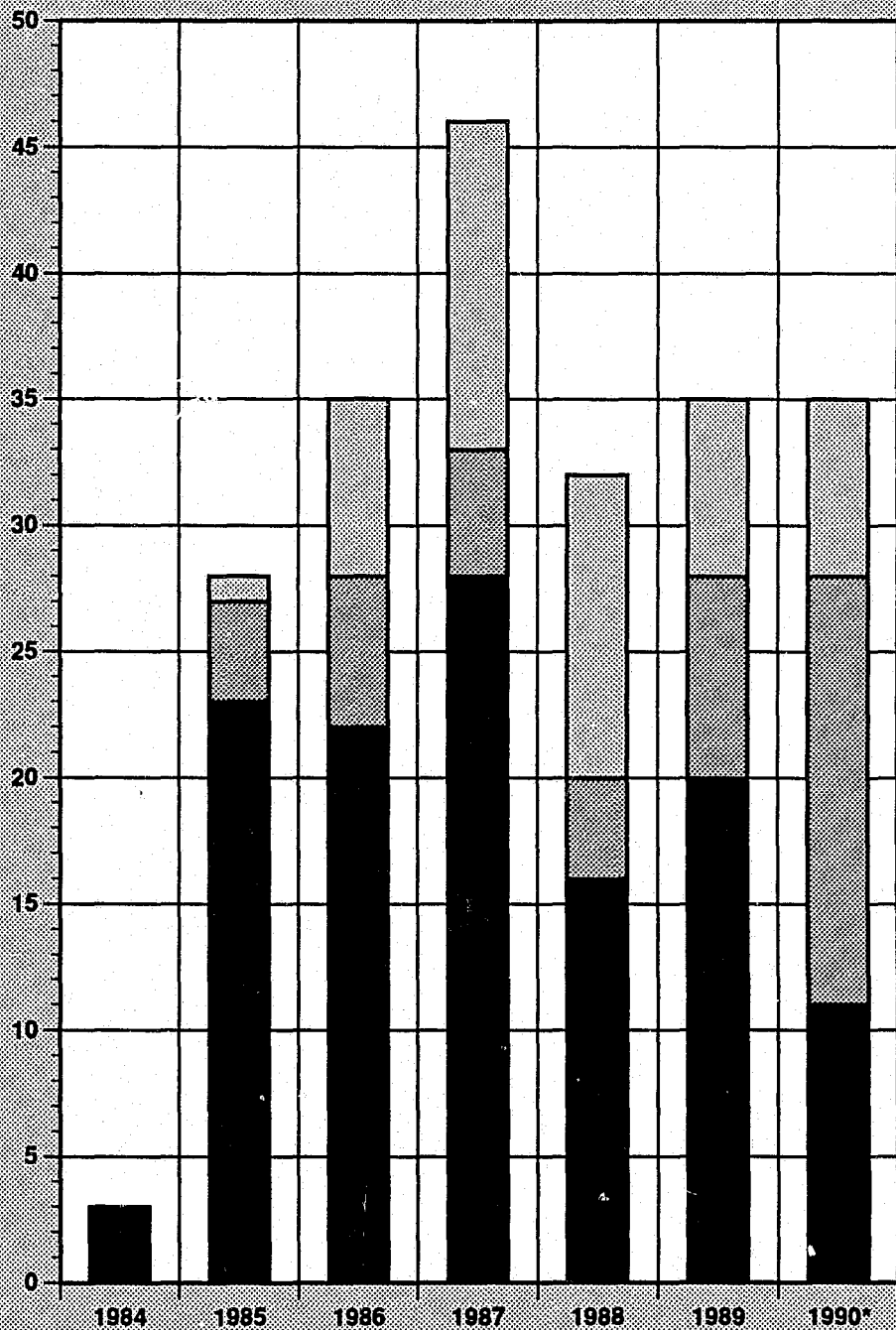
TOTALS

None Completed 47

Some Completed 44

All Completed 123

Total Sentences 214



| | | | | | | | | |
|--|-----------------|---|----|----|----|----|----|----|
| | None Completed | 0 | 1 | 7 | 13 | 12 | 7 | 7 |
| | Some Completed | 0 | 4 | 6 | 5 | 4 | 8 | 17 |
| | All Completed | 3 | 23 | 22 | 28 | 16 | 20 | 11 |
| | Total Sentences | 3 | 28 | 35 | 46 | 32 | 35 | 35 |

*Offenders are still working toward completion of hours ordered during 1990.

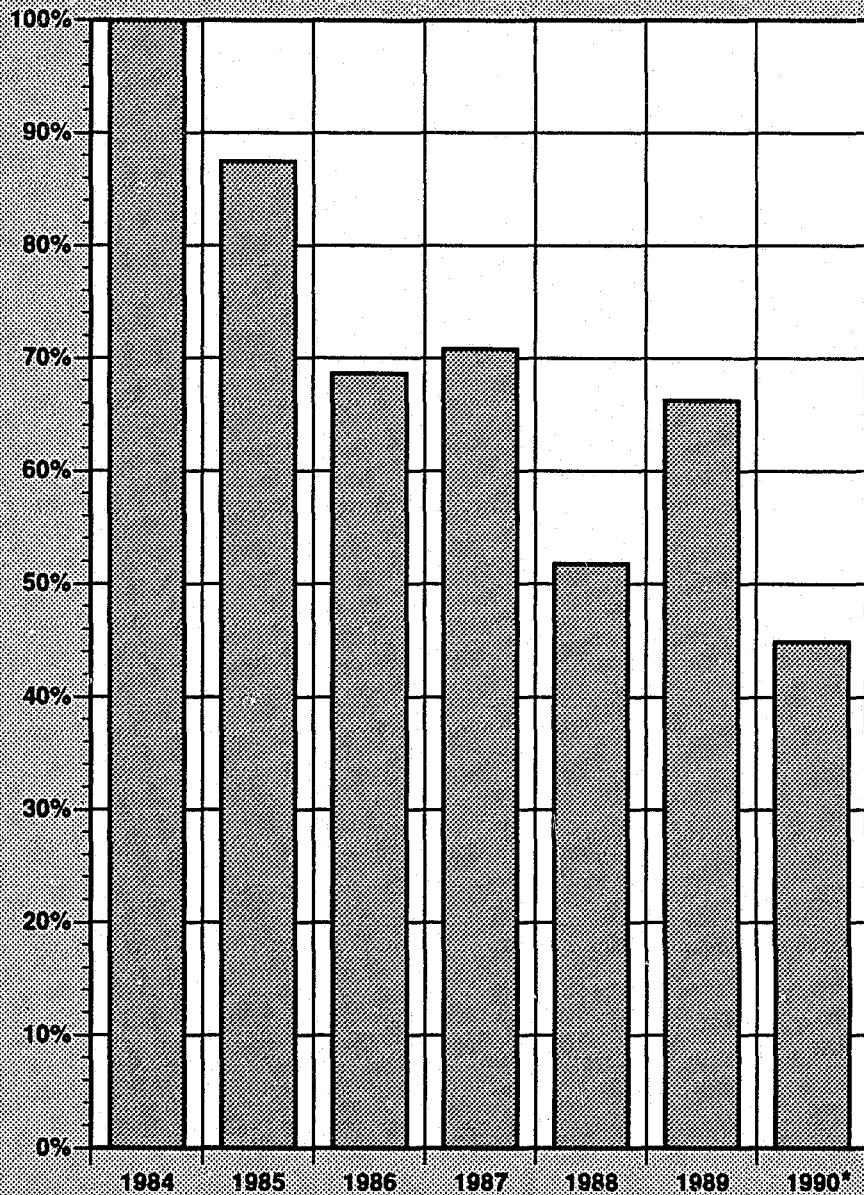
WHATCOM COUNTY

Percent of
Community Service
Hours Completed

July 1984 through
December 1990

TOTALS

| | |
|---------------------------------------|--------|
| Original Sentence Hours | 30,426 |
| Hours Modified Up | 1,396 |
| Total Hours Original & Modified Up | 31,822 |
| Hours Completed | 20,420 |
| Percent Completed | 64% |



| | | | | | | | |
|------------------------------------|------|-------|-------|-------|-------|-------|-------|
| Original Sentence Hours | 464 | 3,166 | 5,570 | 6,658 | 4,095 | 5,149 | 5,324 |
| Hours Modified Up | 0 | 0 | 40 | 162 | 954 | 0 | 240 |
| Total Hours Original & Modified Up | 464 | 3,166 | 5,610 | 6,820 | 5,049 | 5,149 | 5,564 |
| Hours Completed | 464 | 2,768 | 3,846 | 4,826 | 2,612 | 3,408 | 2,496 |
| Percent Completed | 100% | 87% | 69% | 71% | 52% | 66% | 45% |

*Offenders are still working toward completion of hours ordered during 1990.

WHITMAN COUNTY

Community Service Completion

Analysis of Original Sentences

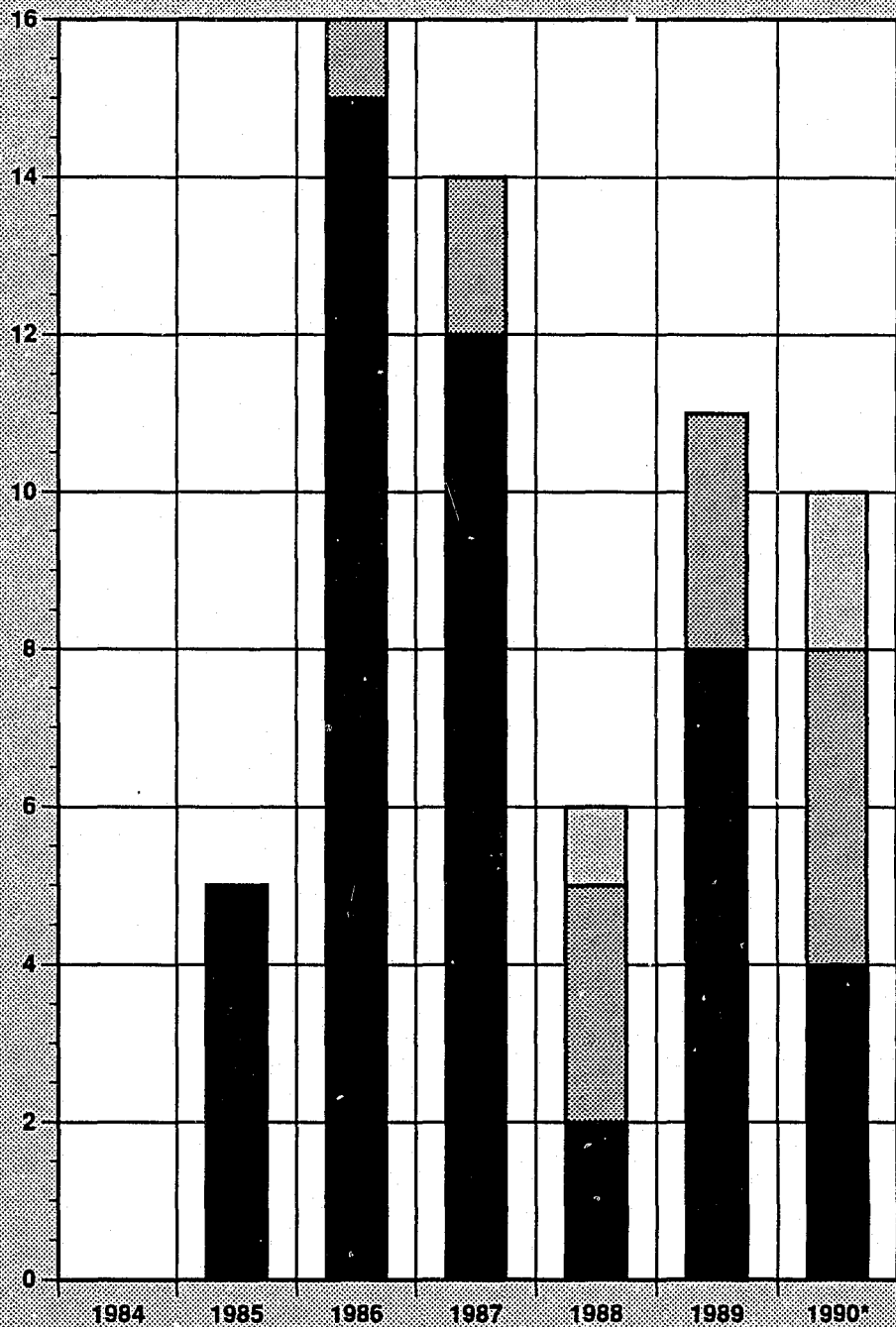
TOTALS

None
Completed 3

Some
Completed 13

All
Completed 46

Total Sentences 62



| | | | | | | | | |
|--|-----------------|---|---|----|----|---|----|----|
| | None Completed | 0 | 0 | 0 | 0 | 1 | 0 | 2 |
| | Some Completed | 0 | 0 | 1 | 2 | 3 | 3 | 4 |
| | All Completed | 0 | 5 | 15 | 12 | 2 | 8 | 4 |
| | Total Sentences | 0 | 5 | 16 | 14 | 6 | 11 | 10 |

*Offenders are still working toward completion of hours ordered during 1990.

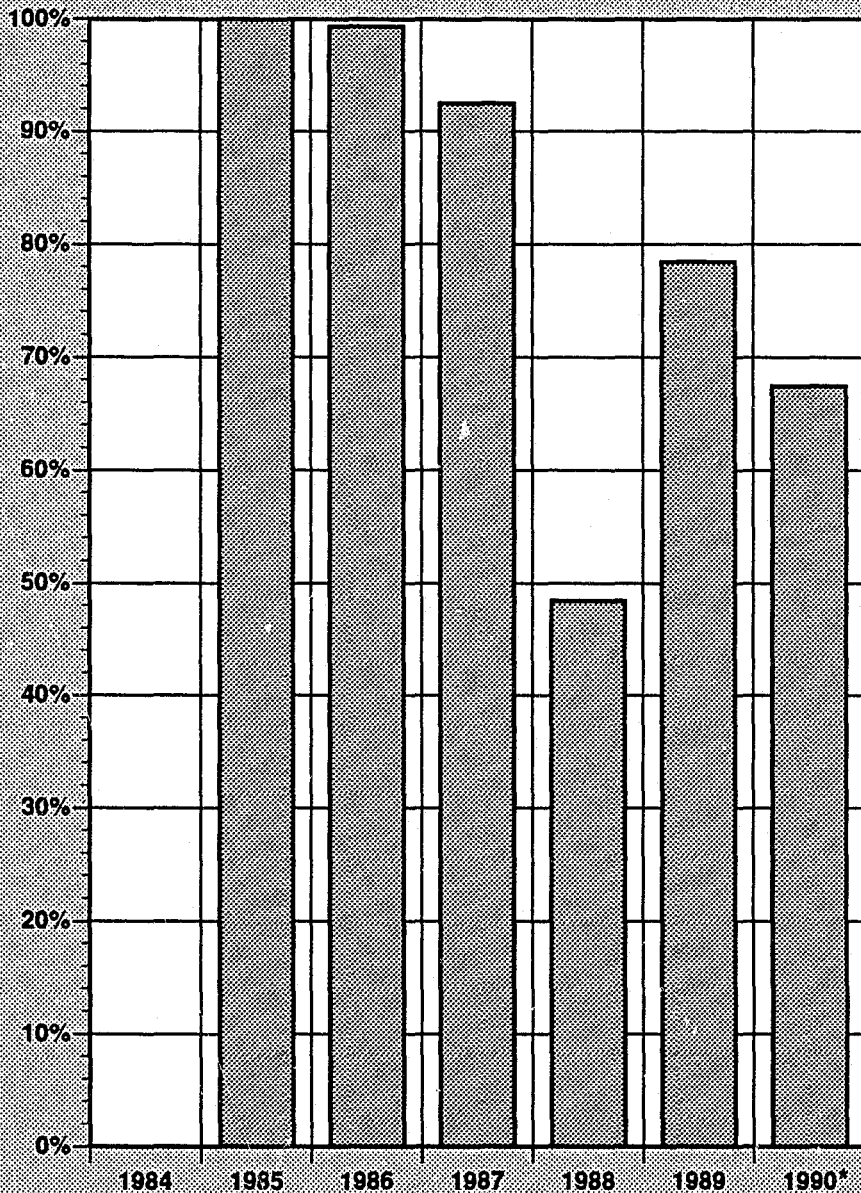
WHITMAN COUNTY

Percent of
Community Service
Hours Completed

July 1984 through
December 1990

TOTALS

| | |
|---------------------------------------|--------|
| Original Sentence Hours | 13,718 |
| Hours Modified Up | 480 |
| Total Hours Original & Modified Up | 14,198 |
| Hours Completed | 11,841 |
| Percent Completed | 83% |



| | 1984 | 1985 | 1986 | 1987 | 1988 | 1989 | 1990* |
|------------------------------------|------|-------|-------|-------|-------|-------|-------|
| Original Sentence Hours | 0 | 1,552 | 3,072 | 2,930 | 1,440 | 2,384 | 2,340 |
| Hours Modified Up | 0 | 0 | 0 | 240 | 0 | 0 | 240 |
| Total Hours Original & Modified Up | 0 | 1,552 | 3,072 | 3,170 | 1,440 | 2,384 | 2,580 |
| Hours Completed | 0 | 1,552 | 3,052 | 2,931 | 697 | 1,869 | 1,740 |
| Percent Completed | 0% | 100% | 99% | 92% | 48% | 78% | 67% |

*Offenders are still working toward completion of hours ordered during 1990.

YAKIMA COUNTY

Community Service Completion

Analysis of Original Sentences

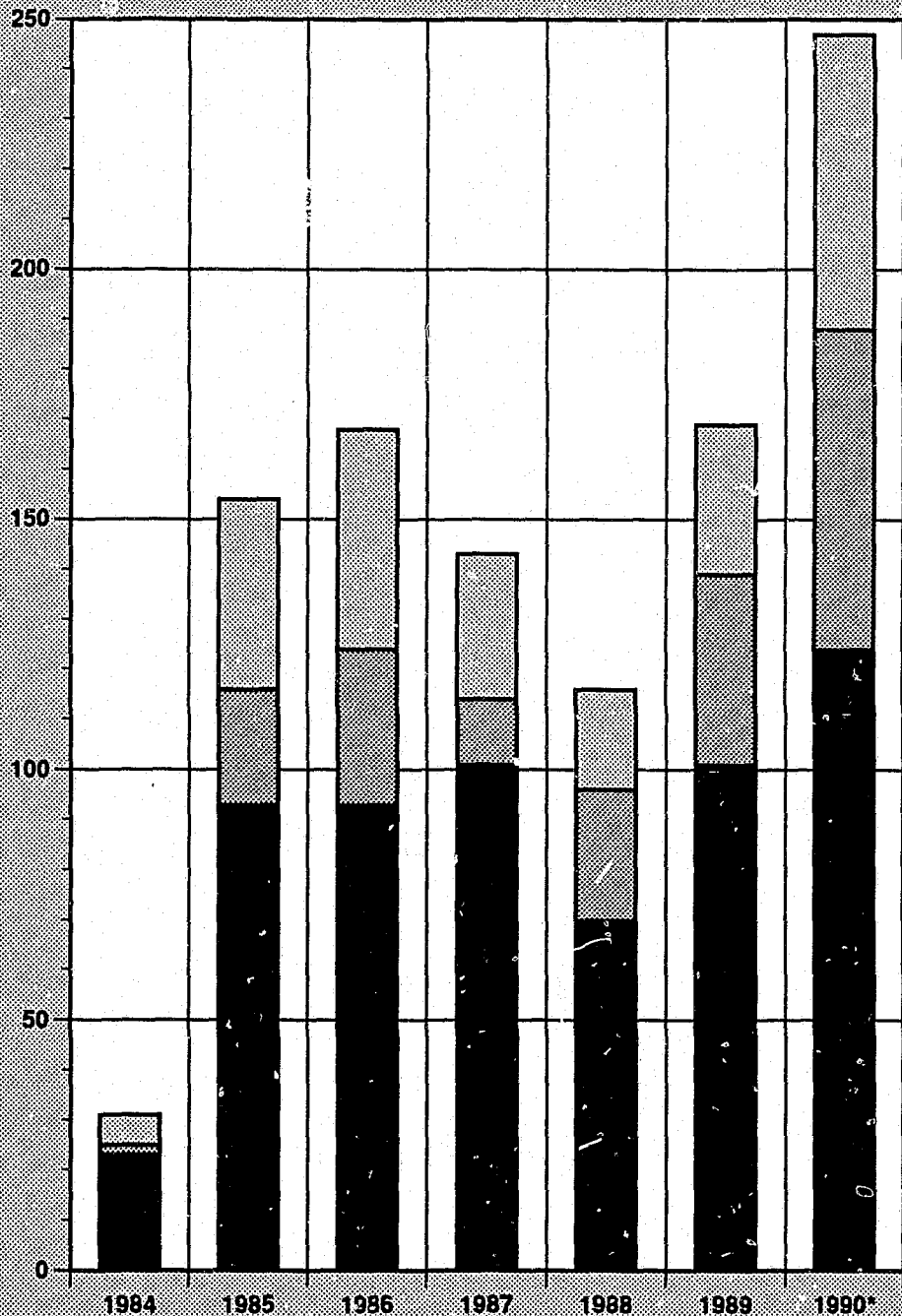
TOTALS

None Completed 226

Some Completed 197

All Completed 605

Total Sentences 1,028



| | 1984 | 1985 | 1986 | 1987 | 1988 | 1989 | 1990* |
|-----------------|------|------|------|------|------|------|-------|
| None Completed | 6 | 38 | 44 | 29 | 20 | 30 | 59 |
| Some Completed | 2 | 23 | 31 | 13 | 26 | 38 | 64 |
| All Completed | 23 | 93 | 93 | 101 | 70 | 101 | 124 |
| Total Sentences | 31 | 154 | 168 | 143 | 116 | 169 | 247 |

*Offenders are still working toward completion of hours ordered during 1990.

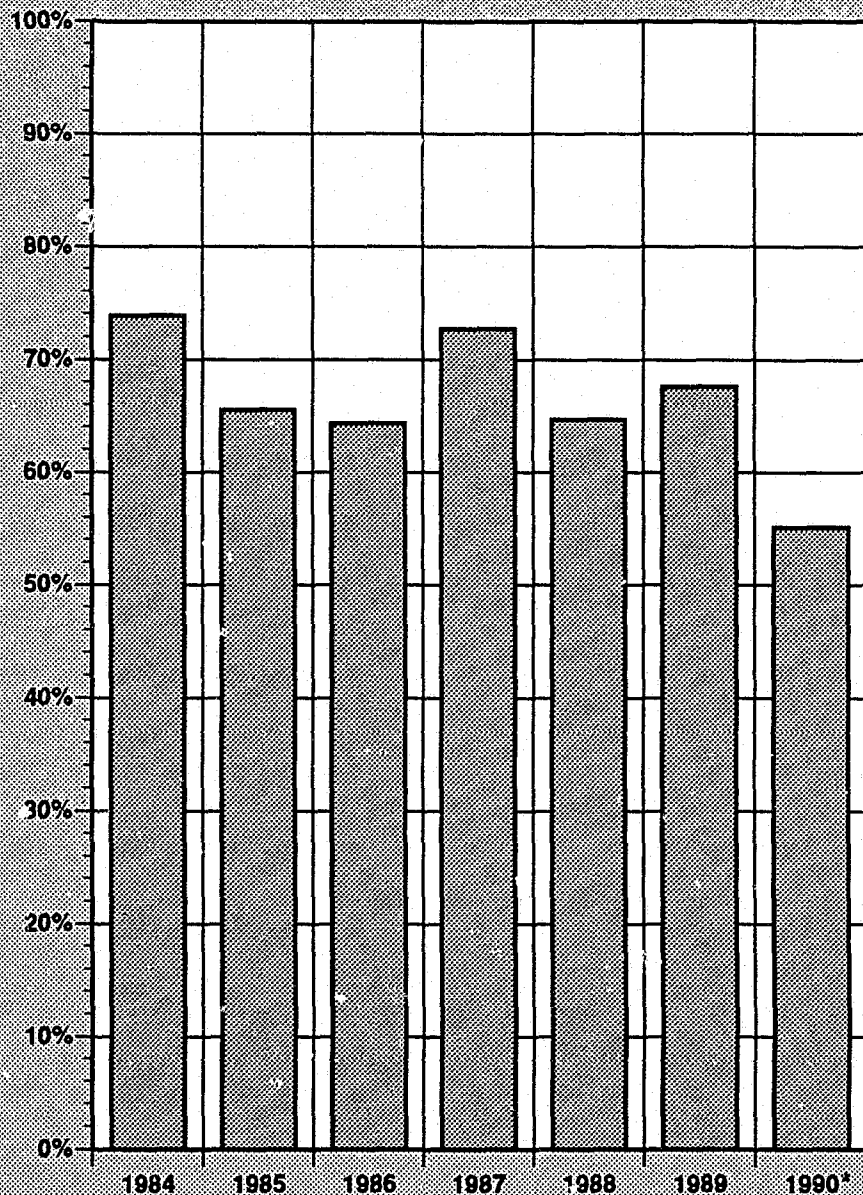
YAKIMA COUNTY

Percent of
Community Service
Hours Completed

July 1984 through
December 1990

TOTALS

| | |
|---------------------------------------|---------|
| Original Sentence Hours | 157,143 |
| Hours Modified Up | 1,722 |
| Total Hours Original & Modified Up | 158,865 |
| Hours Completed | 101,772 |
| Percent Completed | 64% |

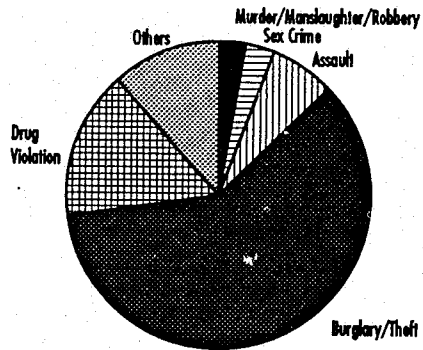


| | 1984 | 1985 | 1986 | 1987 | 1988 | 1989 | 1990* |
|------------------------------------|-------|--------|--------|--------|--------|--------|--------|
| Original Sentence Hours | 2,856 | 21,884 | 26,351 | 22,296 | 17,552 | 26,471 | 39,733 |
| Hours Modified Up | 0 | 133 | 248 | 53 | 128 | 180 | 980 |
| Total Hours Original & Modified Up | 2,856 | 22,017 | 26,599 | 22,349 | 17,680 | 26,651 | 40,713 |
| Hours Completed | 2,109 | 14,425 | 17,112 | 16,239 | 11,432 | 18,014 | 22,441 |
| Percent Completed | 74% | 66% | 64% | 73% | 65% | 68% | 55% |

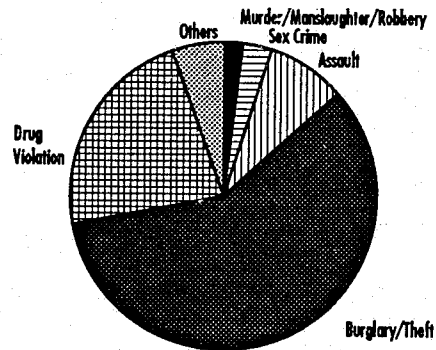
*Offenders are still working toward completion of hours ordered during 1990.

Community Service Hours Ordered - 1984 - 1990 by Crime

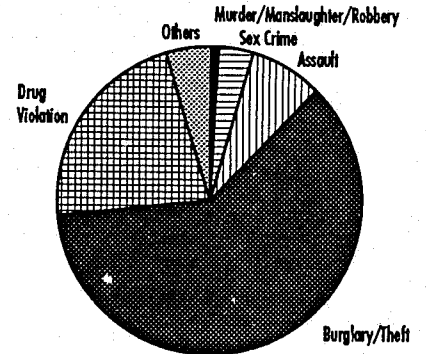
1984



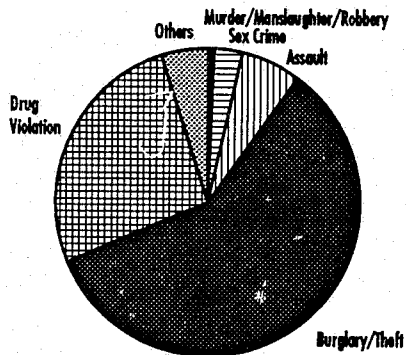
1985



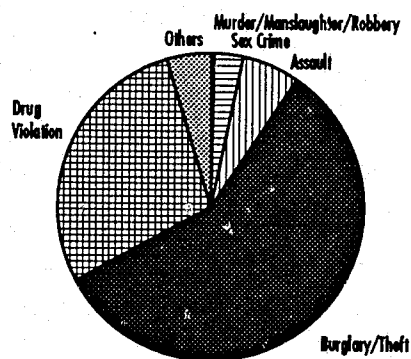
1986



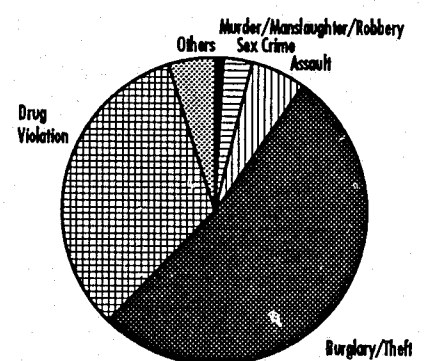
1987



1988



1989



1990

