

1  
9  
9  
1

138247



Department of Public Safety  
Colorado Bureau of Investigation  
1000 North Lincoln Street  
Denver, Colorado 80202

ANNUAL REPORT

# dps

COLORADO  
DEPARTMENT OF  
PUBLIC SAFETY

Office of The Executive Director


700 Kipling St.  
Suite 3000  
Denver, CO 80215-5865  
(303) 239-4398

## CRIME IN COLORADO - 1991

As citizens, we read the accounts of crime and violence in our daily media. We may also, on occasion, be affected by the reality of crime in our personal lives. The statistical information contained in this report cannot fully capture the pain, suffering and loss that accompanies the commission of each crime. It is incumbent upon each of us to view these statistics as more than statistics and to recognize them for their impact on our society and our own lives.

1991 proved to be a year of mixed messages but not a year that provides us with a lot of optimism. Violent crime showed a significant increase. This follows a national trend that is very troubling. It also reverses a downward trend that had occurred in Colorado in recent years. It is an alarm that we in law enforcement must hear and address.

Sincerely,



David J. Thomas  
Executive Director

DJT:dah

Roy Romer  
GOVERNOR

David J. Thomas  
EXECUTIVE DIRECTOR

Colorado State  
Patrol

Colorado Bureau  
of Investigation

Colorado Law  
Enforcement  
Training Academy

Division of  
Criminal Justice

Division of Disaster  
Emergency Services

Division of  
Fire Safety

Colorado Safety  
Institute

138247

U.S. Department of Justice  
National Institute of Justice

This document has been reproduced exactly as received from the person or organization originating it. Points of view or opinions stated in this document are those of the authors and do not necessarily represent the official position or policies of the National Institute of Justice.

Permission to reproduce this copyrighted material has been granted by

Colorado Department of Public  
Safety

to the National Criminal Justice Reference Service (NCJRS).

Further reproduction outside of the NCJRS system requires permission of the copyright owner.

# dps

COLORADO  
DEPARTMENT OF  
PUBLIC SAFETY

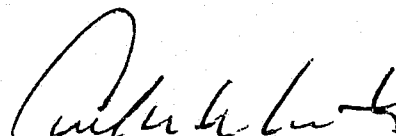
Carl W. Whiteside, Director  
Colorado Bureau of Investigation

March, 1992

Every law enforcement agency has a common mission: the prevention of crime. But that objective is not well accomplished in our mobile society without systematic and deliberate interaction through regularly established methods of interagency communication and coordination.

During 1991 team work among hundreds of agencies, in and out of Colorado, resulted in: (a) the arrest of thousands of fugitives who had crossed political boundaries to evade prosecution for major crimes; (b) the recovery of millions of dollars worth of property stolen in one area then moved to another; and (c) the recovery of hundreds of missing young people who had become separated from their parent(s) or guardian(s).

Cooperation among law enforcement executives in Colorado also made this report possible. It documents in a consistent way for all jurisdictions the nature and extent of criminal activity known to law enforcement in Colorado. We hope you find it useful.

  
Carl W. Whiteside  
Director

Roy Romer  
GOVERNOR

David J. Thomas  
EXECUTIVE DIRECTOR

Colorado State  
Patrol

Colorado Bureau  
of Investigation

Colorado Law  
Enforcement  
Training Academy

Division of  
Criminal Justice

Division of Disaster  
Emergency Services

Division of  
Fire Safety



690 Kipling Street, Suite 3000  
Denver, Colorado 80215-5825  
(303) 239-4300  
Adm. FAX # 235-0568  
Inv. FAX # 238-6714

3416 N. Elizabeth Street  
Pueblo, Colorado 81008  
(719) 542-1133  
FAX # (719) 542-6411

301 South Nevada Avenue  
Montrose, Colorado 81401  
(303) 249-8621  
FAX # 249-6308

# IN MEMORIAM

**We are very pleased  
to report that there were no  
Colorado Law Enforcement Officers feloniously  
killed in the line of duty in 1991.**

*Courage knows no limits. It is not bound by a persons age or sex or race. Courage is a spirit that is at home in the hearts of brave men and women everywhere.*

*This book is dedicated to all the brave men and women who serve our society at the risk of making the supreme sacrifice.*

140295  
**TABLE OF CONTENTS**

138247

AUG 31 1992

**INTRODUCTION**

Program Participation and Training Assistance . . . . . 1

**CRIME INDEX**

Hate Crime Index . . . . . 2  
Index Offense Definitions . . . . . 3  
Index of Crime . . . . . 3  
Index Crime Trends . . . . . 4  
Crime Reported 1991 . . . . . 5  
10 Year Crime Trends . . . . . 6-7

**CRIME TOTALS**

Agency Offense Data . . . . . 9-19

**PROPERTY STOLEN AND RECOVERED**

Summaries by Jurisdiction . . . . . 21-54

**ARSON TOTALS**

Arson Summary . . . . . 55

**ARREST TOTALS**

Arrest Data Narrative . . . . . 57  
Arrest by Sex . . . . . 57  
Statewide Totals . . . . . 58-60  
Agency Arrest Totals . . . . . 61-78

**COLORADO LAW ENFORCEMENT OFFICERS ASSAULTED**

Assault Data . . . . . 79-80

**CRIMINAL HOMICIDE SPECIAL SUPPLEMENT**

## INTRODUCTION

Two-hundred fifty-eight law enforcement agencies reported crime statistics to the Colorado Bureau of Investigation during 1991. This included 63 sheriff's departments, 195 municipal and other local agencies, plus the Colorado State Patrol and the Division of Wildlife.

The on-line incident by incident phase of the State Crime Statistics Program included 126 of the above agencies. This direct input is supplemented by the entry of the hard copy summary reports by the CBI staff. The statistics are collected and stored in the Colorado Crime Information Center (CCIC) computer.

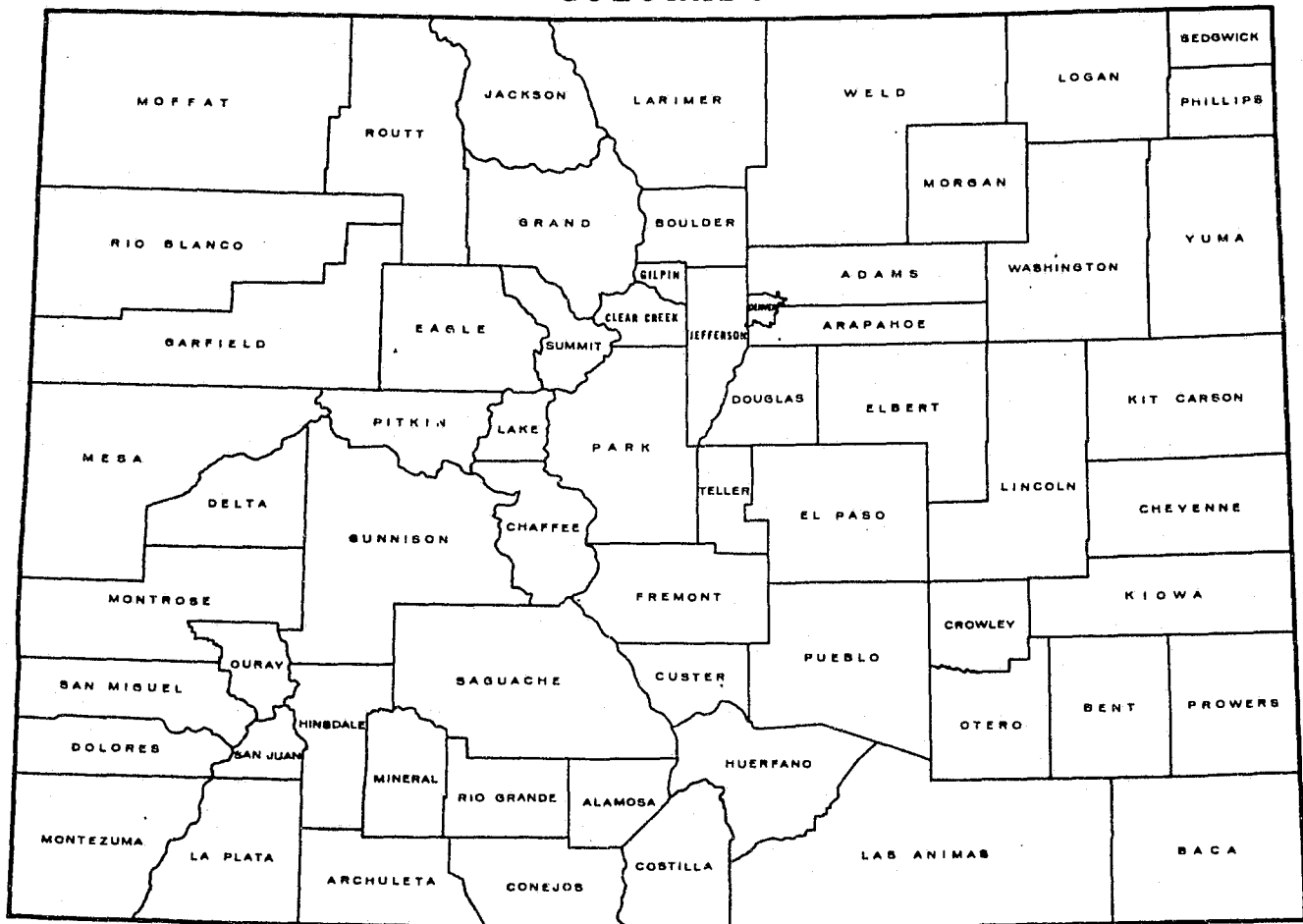
Agencies reporting Part II offenses to the CBI via CCIC receive monthly and annual summary reports from the CBI concerning those Part II incidents.

## TRAINING ASSISTANCE

The CCIC staff provides continuing quality control, monitoring, and training assistance to the personnel of over 250 criminal justice agencies statewide. This assistance insures that accurate, complete, and properly classified crime information is identified, recorded, and reported.

Files maintained relate to crime, arrests, arrest disposition, fugitives, and stolen and/or recovered property. The CCIC staff also assures proper use by over 2,000 CCIC terminal operators of the state and national law enforcement telecommunications systems.

## COLORADO



## HATE CRIME INDEX

In response to a growing concern about Hate Crimes, the President, on April 23, 1990 signed into law the "Hate Crime Statistics Act of 1990". The Act requires the Attorney General to establish guidelines and collect, as part of the UCR Program, data "about crimes that manifest evidence of prejudice based on race, religion, sexual orientation, or ethnicity, including where appropriate the crime of murder, non-negligent manslaughter, forcible rape, aggravated assault, simple assault, intimidation, arson and destruction, damage or vandalism of property."\*

The Attorney General has delegated his responsibilities under the Act to the Director of the FBI. The FBI's UCR section has been assigned the task of collection of hate crime data.\* The CBI has been assigned this task in conjunction with UCR reporting, for the State of Colorado.

Hate Crime Reports are generated on a quarterly basis. The reporting became mandatory third quarter (July-September) 1991. Some Colorado agencies reported Hate Crime for all four quarters. The annual summary is a compilation of all four quarters of 1991.

ANNUALS SUMMARY 1991	
ACTUAL VICTIMS	123
TOTAL VICTIMS	161

OFFENSE CATEGORIES	HATE CRIME INCIDENTS
MURDER/NON NEG MANSLAUGHTER	1
FORCIBLE RAPE	—
ROBBERY	1
AGGRAVATED ASSAULT	29
SIMPLE ASSAULT	24
INTIMIDATION	46
BURGLARY	
LARCENY/THEFT	
MOTOR VEHICLE THEFT	—
ARSON	—
DAMAGE, DESTRUCTION OR	—
VANDALISM OF PROPERTY	19

\* Source Training Guide for  
Hate Crime Data Collection  
US Dept of Justice  
Federal Bureau of Investigation

## INDEX OFFENSE DEFINITIONS

- |                               |   |
|-------------------------------|---|
| 1. <b>Criminal Homicide</b>   | - The willful killing of one human being by another.  |
| 2. <b>Forcible Rape</b>       | - The carnal knowledge of a female forcibly and against her will.   |
| 3. <b>Robbery</b>             | - the taking or attempting to take anything of value from the care, custody, or control of a person or persons by force or threat of force or violence and/or putting the victim in fear.   |
| 4. <b>Assault</b>             | - The unlawful attack by one person upon another. <b>Aggravated Assault</b> -An unlawful attack by one person upon another for the purpose of inflicting severe or aggravated bodily injury. This type of assault is accompanied by the use of a weapon or by means likely to produce death or great bodily harm. |
| 5. <b>Burglary</b>            | - The unlawful entry of a structure to commit a felony or a theft.  |
| 6. <b>Larceny-Theft</b>       | - The unlawful taking, carrying, leading, or riding away of property from the possession or constructive possession of another.   |
| 7. <b>Motor Vehicle Theft</b> | - The theft or attempted theft of a motor vehicle.  |
| 8. <b>Arson</b>               | - Any willful or malicious burning or attempt to burn, with or without intent to defraud, a dwelling house, public building, motor vehicle, aircraft, or personal property of another.  |

### THE INDEX OF CRIME

The crime index consists of the seven most commonly reported offenses which compose the Part I crimes: murder, forcible rape, robbery, aggravated assault, burglary, larceny-theft and motor vehicle theft. (Excludes "manslaughter by negligence and simple assaults"). The tabulations on the following pages present a summary picture of Part I crimes for the State of Colorado. Reference to the Uniform Crime Reporting definitions of each of these crimes should be made for a more precise understanding of what kinds of criminal activity these statistics represent.

The seven index crimes are also divided into two groups to enable further analysis. The categories and their components are:

**VIOLENT CRIMES**  
 Murder  
 Forcible Rape  
 Robbery  
 Aggravated Assault

**PROPERTY CRIMES**  
 Burglary  
 Larceny-Theft  
 Motor Vehicle Theft

During 1991 the actual number of offenses reported increased by 3.1 percent. The rate of violent crimes and property crimes increased. Based on the 1991 estimated Colorado population of 3,376,669, the crime rate rose .6 percent.

The chart below and the chart on page 4 reflect those changes.

Rate Per 100,000 Inhabitants	Statewide 1990		Statewide 1991		Statewide Change Over 1990	
	Number	Rate	Number	Rate	Number	Rate
VIOLENT CRIME	17,311	525.5	18,859	558.6	+ 1,548	+ 6.3%
PROPERTY CRIME	181,056	5,496.5	185,672	5,499.8	+ 4,616	+ .6%
1991 Estimated Population 3,376,669 - Crime Index Value = 33.76						
1990 Estimated Population 3,294,394 - Crime Index Value = 32.94						



**COLORADO  
INDEX CRIME TRENDS  
Number - Rate  
1990 - 1991**

INDEX OFFENSES	YEAR	NUMBER OF OFFENSES	PERCENT CHANGE	RATE PER 100,000 INHABITANTS***	PERCENT CHANGE
CRIMINAL HOMICIDE*	1991	197	+42.8%	5.8	+38.1%
	1990	138		4.2	
FORCIBLE RAPE	1991	1,589	+ 4.7%	47.1	+ 2.2%
	1990	1,518		46.1	
ROBBERY	1991	3,630	+21.7%	107.5	+18.8%
	1990	2,982		90.5	
ASSAULT**	1991	13,443	+ 6.1%	398.2	+ 3.5%
	1990	12,673		384.7	
BURGLARY	1991	39,031	- 1.5%	1,156.1	- 3.9%
	1990	39,626		1,203.0	
LARCENY-THEFT	1991	132,264	+ 3.9%	3,917.8	+ 1.3%
	1990	127,336		3,865.7	
AUTO THEFT	1991	14,377	+ 2.0%	425.9	- .5%
	1990	14,094		427.9	
TOTAL	1991	204,531	+ 3.1%	6,058.4	+ .6%
	1990	198,367		6,022.1	

\* Excludes Manslaughter by Negligence

\*\* Excludes Simple Assault

\*\*\* Population Data: Estimated 1990 = 3,294,394 Estimated 1991 = 3,376,669  
(Colorado Division of Local Government, Demographic Section)

## COLORADO CRIME REPORTED

	NUMBER OF OFFENSES	PERCENT OF INDEX CRIMES	PERCENT OF VIOLENT CRIMES	PERCENT OF PROPERTY CRIMES
MURDER	197	.1%	1.0%	
RAPE	1,589	.8%	8.4%	
ROBBERY	3,630	1.8%	19.2%	
AGGRAVATED ASSAULT	13,443	6.6%	71.3%	
BURGLARY	39,031	19.1%		21.0%
LARCENY-THEFT	132,264	64.7%		71.2%
MOTOR VEHICLE THEFT	14,377	7.0%		7.7%
<b>TOTAL</b>	<b>204,531</b>	*	*	*

\*Because of Rounding, Percentages May Not Total 100.

**One Index Crime Every 2.6 minutes**

**One Violent Crime Every 27.9 minutes**

**One Murder every 48 hours**

One Rape every 5 hours and 27 minutes

One Robbery every 2 hours and 25 minutes

One Aggravated Assault every 39 minutes

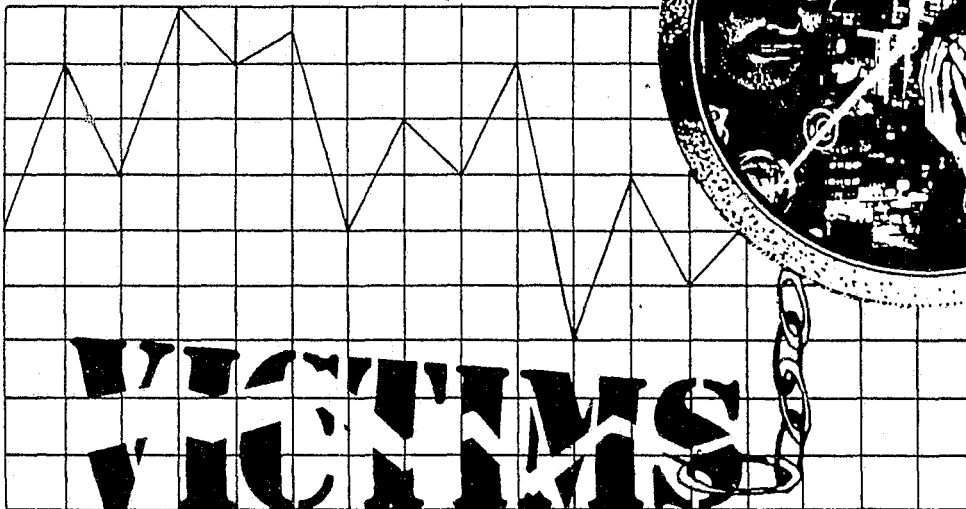
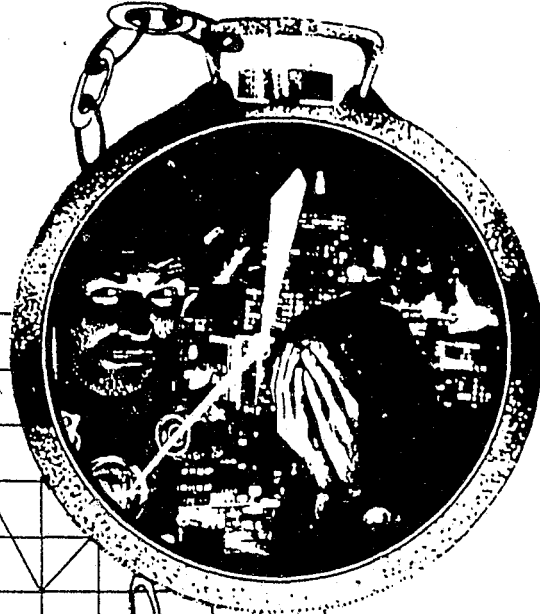
One Police Officer Assaulted every 11 hours and 26 minutes

**One Property Crime every 2.8 minutes**

One Burglary every 13.4 minutes

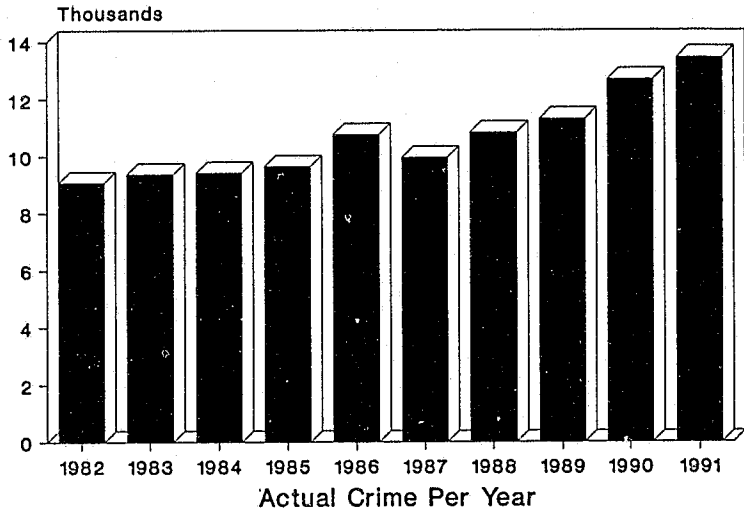
One Larceny-Theft every 4 minutes

One Motor Vehicle Theft every 36.5 minutes

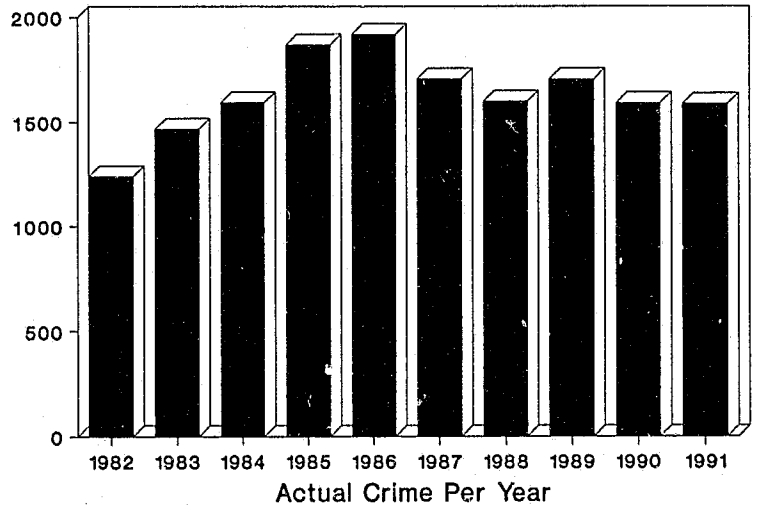


# 10 YEAR CRIME TRENDS

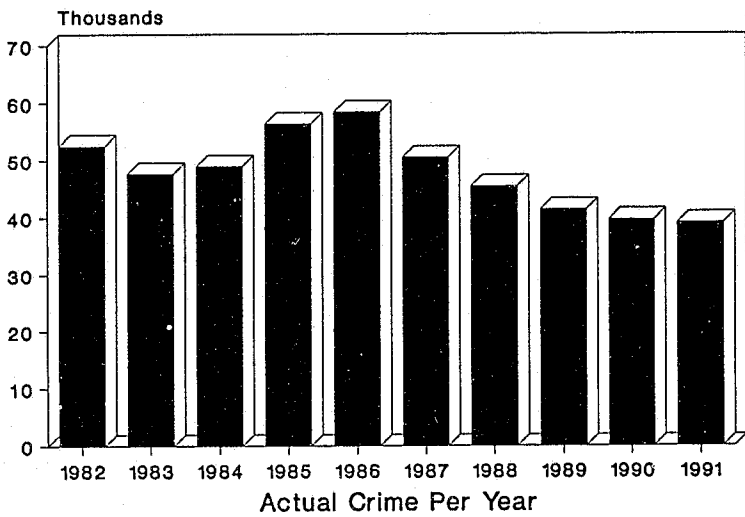
## AGGRAVATED ASSAULT



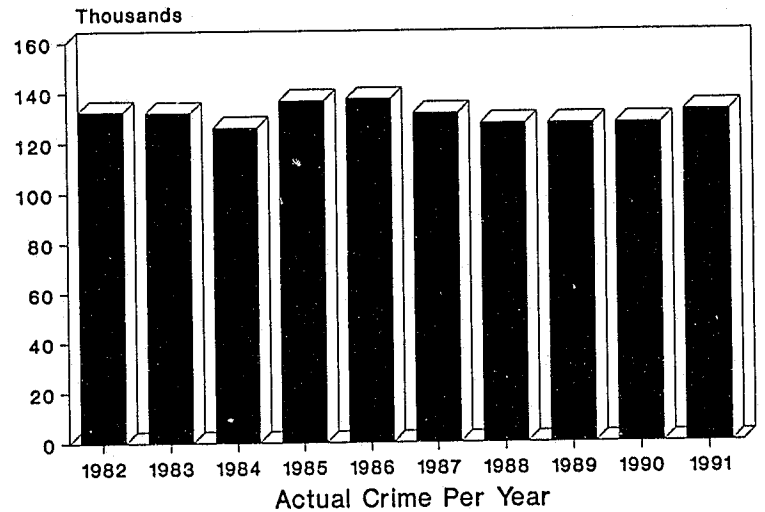
## ARSON



## BURGLARY

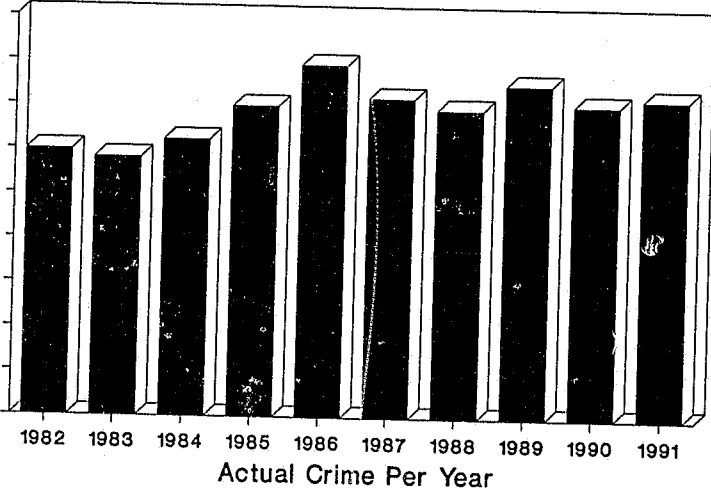


## LARCENY/THEFT

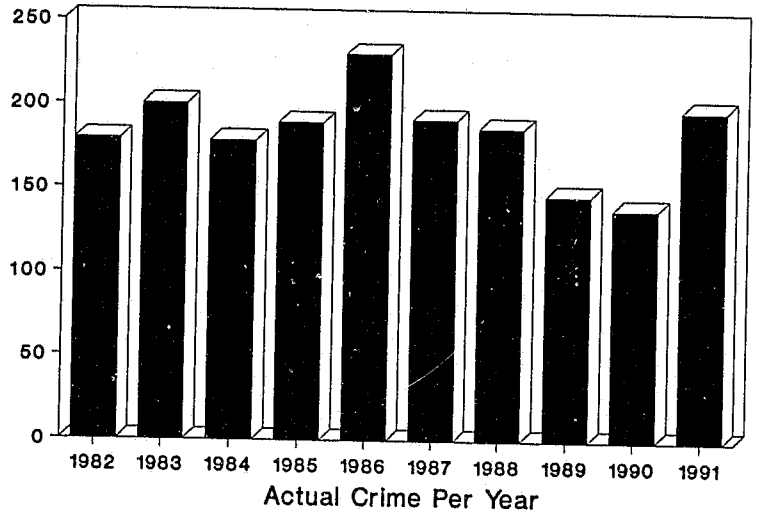


### MOTOR VEHICLE THEFT

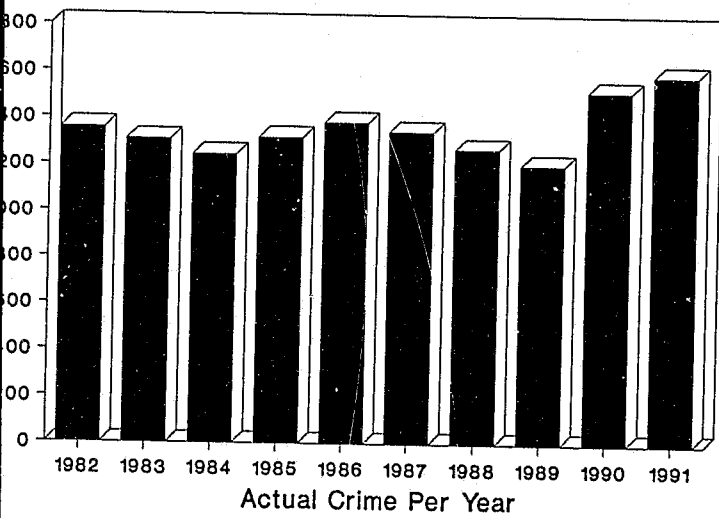
Thousands



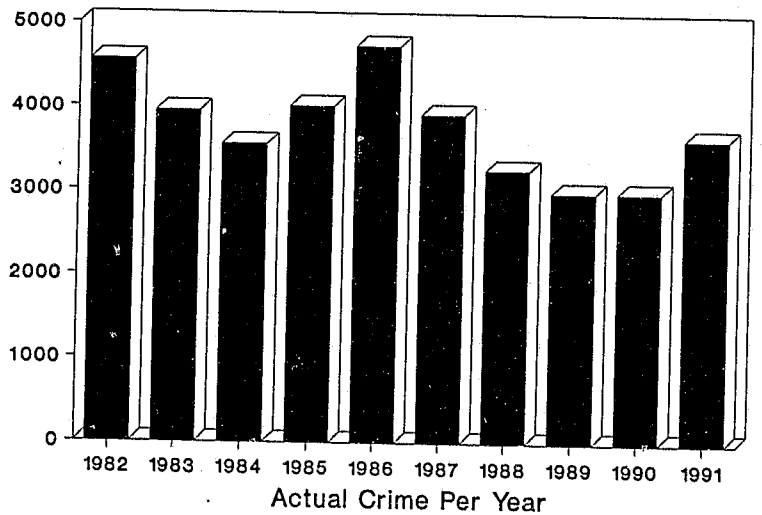
### MURDER



### RAPE



### ROBBERY



## OFFENSES REPORTED



### Summaries by Jurisdiction

The following pages summarize crime reported by type of offense, by reporting jurisdiction. If an agency name is missing, or if no reported crime is shown, it is because either no reports were received from those agencies, or they reported through their sheriff's offices.

Caution should be used when comparing one county's figures against another. There are eleven cities in Colorado that are in two or more counties. Obviously crime may occur throughout the city limits and in all counties effected. For reporting purposes however, the agencies totals are included under only one county. Following are the cities which cross county lines; next to each city is the county within which it is counted for statistical purposes.

ARVADA	JEFFERSON
AURORA	ADAMS
BASALT	EAGLE
BOW MAR	ARAPAHOE
BRIGHTON	ADAMS
BROOMFIELD	BOULDER
CENTER	SAGUACHE
ERIE	WELD
GREEN MOUNTAIN FALLS	EL PASO
LITTLETON	ARAPAHOE
WESTMINSTER	ADAMS

**COLORADO GRAND TOTALS  
1991**

<b>CLASSIFICATION</b>	<b>REPORTED</b>	<b>UNFOUNDED</b>	<b>ACTUAL</b>	<b>CLEARED</b>	<b>% CLEAR*</b>
<b>CRIMINAL HOMICIDE</b>	202	5	197	120	60.9%
MANSLAUGHTER BY NEGLIGENCE	9	1	8	10	125.0%
<b>FORCIBLE RAPE</b>	1,805	216	1,589	911	57.3%
<b>ROBBERY</b>	3,885	255	3,630	1,213	33.4%
FIREARM	1,149	49	1,100	391	35.5%
KNIFE OR CUTTING INSTRUMENT	487	36	451	145	32.2%
OTHER DANGEROUS WEAPON	507	31	476	174	36.6%
STRONG-ARM (HANDS, FIST, ETC.)	1,742	139	1,603	503	31.4%
<b>ASSAULT</b>	38,806	766	38,040	28,019	73.7%
FIREARM	3,368	106	3,262	1,895	58.1%
KNIFE OR CUTTING INSTRUMENT	2,601	66	2,535	1,864	73.5%
OTHER DANGEROUS WEAPON	4,395	76	4,319	2,783	64.4%
HANDS, FIST, FEET, ETC.	3,377	50	3,327	2,566	77.1%
OTHER ASSAULT-SIMPLE	25,065	468	24,597	18,911	76.9%
<b>BURGLARY</b>	39,926	895	39,031	5,531	14.2%
FORCIBLE ENTRY	25,451	445	25,006	3,768	15.1%
UNLAWFUL ENTRY - NO FORCE	11,017	366	10,651	1,478	13.9%
ATTEMPTED FORCIBLE ENTRY	3,458	84	3,374	285	8.4%
<b>LARCENY-THEFT</b>	134,424	2,160	132,264	30,505	23.1%
<b>MOTOR VEHICLE THEFT</b>	15,567	1,190	14,377	3,177	22.1%
<b>TOTAL</b>	<b>234,624</b>	<b>5,488</b>	<b>229,136</b>	<b>69,486</b>	<b>30.3%</b>

\*Percentage of actual crimes which were cleared.

Offense Data		Number of Months Reported	Estimated Population	TOTAL INDEX CRIMES	Index Offenses Cleared	Murder, Manslaughter	Death by Negligence	Rape - Total	Forcible Rape	Attempt to Rape	Robbery - Total	Firearm	Knife or Cutting Instrument	Other Dangerous Weapon	Strong Arm - No Weapon	Aggravated Assault - Total	Firearm	Knife or Cutting Instrument	Other Dangerous Weapon	Hands, Fist, Feet, Etc.	Simple Assault	Burglary - Total	Forcible Entry	Unlawful Entry - No Force	Attempted Forcible Entry	Larceny - Theft - Total	Motor Vehicle Theft - Total
<b>Adams County</b>			268,196	37,973	10,987	19	4	321	263	58	746	248	78	64	356	3,882	762	651	1,572	897	6,449	6,744	4,080	1,992	672	23,751	2,510
Adams County Sheriff	12		4,063	695	4	1	62	49	13	56	18	6	7	25	241	78	57	63	43	744	1,045	619	341	85	2,288	367	
PD Aurora	12		19,651	6,368	11	1	184	151	33	564	172	67	45	280	2,987	499	450	1,372	666	3,471	3,261	2,008	911	342	11,374	1,270	
PD Brighton	12		1,152	360	-	1	10	9	1	5	1	1	1	2	66	10	20	25	11	211	240	119	82	39	773	58	
PD Commerce City	12		2,071	555	2	1	14	12	2	17	7	-	2	8	145	56	36	32	21	493	370	286	45	39	1,382	141	
PD Thornton	12		3,623	933	1	-	25	19	6	37	15	2	2	18	150	33	24	30	63	369	653	355	238	60	2,538	219	
PD Westminster	12		4,873	1,351	1	-	18	16	2	38	21	-	5	12	183	49	25	35	74	611	806	442	272	92	3,537	290	
PD Northglenn	12		1,902	513	-	-	8	7	1	20	9	1	1	9	95	37	37	11	10	429	279	182	84	13	1,379	121	
PD Federal Heights	12		638	212	-	-	-	-	-	9	5	1	1	2	15	-	-	2	4	9	121	90	69	19	2	480	44
<b>Alamosa County</b>			13,697	720	228	-	-	-	-	-	5	-	2	-	3	19	3	3	4	9	45	124	58	65	1	546	26
Alamosa County Sheriff	12		143	25	-	-	-	-	-	-	-	-	-	-	9	2	-	3	4	19	28	8	19	1	102	4	
PD Alamosa	12		480	184	-	-	-	-	-	5	-	2	-	3	8	1	2	1	4	25	91	47	44	-	355	21	
PD Adams State College	12		97	19	-	-	-	-	-	-	-	-	-	-	2	-	1	-	1	1	5	3	2	-	89	1	
<b>Arapahoe County</b>			401,162	11,190	2,776	4	1	39	33	6	137	68	10	14	45	456	81	86	116	173	1,250	2,108	995	936	177	7,810	636
Arapahoe County Sheriff	12		3,758	905	4	-	10	10	-	31	17	1	2	11	97	4	9	26	58	341	985	347	555	83	2,495	136	
PD Englewood	12		3,496	967	-	-	11	8	3	61	29	4	7	21	207	46	45	56	60	511	470	295	142	33	2,520	227	
PD Littleton	12		1,677	330	-	1	9	9	-	14	9	2	-	3	57	16	24	7	10	207	364	218	96	50	1,097	136	
PD Sheridan	12		489	159	-	-	1	-	1	6	-	1	2	3	45	1	2	8	34	51	71	41	27	3	320	46	
PD Glendale	12		708	216	-	-	8	6	2	10	4	1	-	5	10	1	5	1	3	82	64	29	31	4	564	52	
PD Cherry Hills	12		102	1	-	-	-	-	-	4	4	-	-	-	-	-	-	-	-	1	28	7	18	3	69	1	
PD Bow Mar	12		4	-	-	-	-	-	-	-	-	-	-	-	-	-	-	-	-	-	3	2	1	-	1	-	
PD Greenwood Village	12		871	189	-	-	-	-	-	10	5	1	3	1	37	12	1	18	6	56	113	49	63	1	678	33	
PD Columbine Valley	12		10	1	-	-	-	-	-	-	-	-	-	-	2	-	-	-	2	-	2	1	1	-	3	3	
DPS Arapahoe Comm CO	12		54	5	-	-	-	-	-	-	-	-	-	-	-	-	-	-	-	-	6	4	2	-	47	1	
Chatfield St Park RA	9		21	3	-	-	-	-	-	1	-	-	-	1	1	1	-	-	-	1	2	2	-	-	16	1	
<b>Archuleta County</b>			5,460	155	35	-	-	5	5	-	-	-	-	-	22	6	-	3	13	15	25	17	7	1	99	4	
Archuleta County Sheriff	12		102	19	-	-	2	2	-	-	-	-	-	-	19	6	-	3	10	2	19	11	7	1	60	2	
PD Pagosa Springs	12		53	16	-	-	3	3	-	-	-	-	-	-	3	-	-	-	3	13	6	6	-	-	39	2	
<b>Baca County Sheriff</b>			4,483	66	31	-	-	1	1	-	-	-	-	-	4	3	-	-	1	5	33	22	11	-	26	2	
Baca County Sheriff	12		60	27	-	-	1	1	-	-	-	-	-	-	4	3	-	-	1	4	31	20	11	-	22	2	
PD Springfield	12		6	4	-	-	-	-	-	-	-	-	-	-	-	-	-	-	-	1	2	2	-	-	4	-	
PD Walsh	12		-	-	-	-	-	-	-	-	-	-	-	-	-	-	-	-	-	-	-	-	-	-	-	-	
<b>Bent County</b>			4,909	59	22	-	-	1	1	-	2	2	-	-	-	7	1	-	-	6	16	15	9	5	1	32	2
Bent County Sheriff	12		23	6	-	-	1	1	-	1	1	-	-	-	1	-	-	-	1	11	9	6	2	1	10	1	
PD Las Animas	12		36	16	-	-	-	-	-	1	1	-	-	-	6	1	-	-	5	5	6	3	3	-	22	1	
<b>Boulder County</b>			229,970	14,267	3,783	6	1	90	78	12	88	23	7	6	52	484	92	116	115	161	1,958	2,446	1,302	814	330	10,657	496
Boulder County Sheriff	12		1,471	578	1	-	35	32	3	5	1	-	3	1	69	13	20	21	15	337	475	394	-	81	817	69	
PD Boulder	12		6,653	1,481	1	-	13	13	-	40	14	4	2	20	136	34	35	32	35	515	918	460	322	136	5,309	236	
PD Broomfield	12		1,062	310	-	1	6	5	1	4	2	-	-	2	52	7	11	22	12	272	157	65	66	26	804	39	

Offense Data Continued	Number of Months Reported	Estimated Population	TOTAL INDEX CRIMES	Index Offenses Cleared	Murder, Manslaughter	Death by Negligence	Rape - Total	Forcible Rape	Attempt to Rape	Robbery - Total	Firearm	Knife or Cutting Instrument	Other Dangerous Weapon	Strong Arm - No Weapon	Aggravated Assault - Total	Firearm	Knife or Cutting Instrument	Other Dangerous Weapon	Hands, Fist, Feet, Etc.	Simple Assault	Burglary - Total	Forcible Entry	Unlawful Entry - No Force	Attempted Forcible Entry	Larceny - Theft - Total	Motor Vehicle Theft - Total
PD Lafayette	9	489	126	-	-	2	2	-	-	3	-	-	-	3	23	1	2	1	19	105	68	25	28	15	380	13
DPS Longmont	12	3,043	1,015	2	-	26	19	7	29	6	3	1	19	160	33	43	34	50	610	500	276	187	37	2,218	108	
PD University of Colo.	12	992	122	-	-	8	7	1	4	-	-	-	4	3	-	1	2	-	57	186	24	145	17	777	14	
PD Louisville	12	481	138	2	-	-	-	-	3	-	-	-	3	36	4	4	2	26	59	113	34	61	18	312	15	
PD Nederland	12	76	13	-	-	-	-	-	-	-	-	-	-	5	-	-	1	4	3	29	24	5	-	40	2	
<b>Chaffee County</b>		12,706	474	108	-	-	1	1	-	-	-	-	-	33	6	6	4	17	80	113	73	26	14	304	23	
Chaffee County Sheriff	12	158	27	-	-	-	-	-	-	-	-	-	-	12	5	2	1	4	14	41	29	8	4	97	8	
PD Buena Vista	12	101	18	-	-	-	-	-	-	-	-	-	-	2	-	-	-	2	12	42	26	10	6	52	5	
PD Salida	12	215	63	-	-	1	1	-	-	-	-	-	-	19	1	4	3	11	54	30	18	8	4	155	10	
<b>Cheyenne County</b>		2,404	36	23	-	-	-	-	-	-	-	-	-	8	-	-	1	7	6	3	1	2	-	16	9	
Cheyenne County Sheriff	12	36	23	-	-	-	-	-	-	-	-	-	-	8	-	-	1	7	6	3	1	2	-	16	9	
<b>Clear Creek County</b>		7,600	454	109	1	-	2	2	-	2	2	-	-	18	5	3	3	7	95	85	51	31	3	321	25	
Clear Creek County Sheriff	12	255	43	1	-	2	2	-	1	1	-	-	-	7	3	1	1	2	40	63	42	20	1	171	10	
PD Idaho Springs	12	122	45	-	-	-	-	-	-	-	-	-	-	5	1	2	2	-	49	12	8	4	-	94	11	
PD Georgetown	12	65	14	-	-	-	-	-	1	1	-	-	-	3	-	-	-	3	3	6	1	5	-	51	4	
PD Empire	12	12	7	-	-	-	-	-	-	-	-	-	-	3	1	-	-	2	3	4	-	2	2	5	-	
<b>Conejos County</b>		7,245	96	41	1	-	5	2	3	2	2	-	-	6	3	2	-	1	17	27	23	2	2	49	6	
Conejos County Sheriff	12	80	31	1	-	5	2	3	-	-	-	-	-	6	3	2	-	1	17	18	15	1	2	44	6	
PD Antonio	12	9	8	-	-	-	-	-	1	1	-	-	-	-	-	-	-	-	7	6	1	-	-	1	-	
PD La Jara	12	1	-	-	-	-	-	-	1	1	-	-	-	-	-	-	-	-	-	-	-	-	-	-	-	
PD Manassa	12	6	2	-	-	-	-	-	-	-	-	-	-	-	-	-	-	-	2	2	-	-	-	4	-	
<b>Costilla County</b>		3,132	63	16	-	-	-	-	-	-	-	-	-	4	-	1	1	2	5	28	16	12	-	26	5	
Costilla County Sheriff	12	63	16	-	-	-	-	-	-	-	-	-	-	4	-	1	1	2	5	28	16	12	-	26	5	
<b>Crowley County</b>		3,944	4	4	-	-	-	-	-	1	1	-	-	-	-	-	-	-	-	16	-	-	-	-	3	-
Crowley County Sheriff	12	4	4	-	-	-	-	-	1	1	-	-	-	-	-	-	-	-	16	-	-	-	-	3	-	
<b>Custer County</b>		1,896	51	14	-	-	-	-	-	-	-	-	-	-	-	-	-	-	8	22	18	4	-	27	2	
Custer County Sheriff	12	51	14	-	-	-	-	-	-	-	-	-	-	-	-	-	-	-	8	22	18	4	-	27	2	
<b>Delta County</b>		20,790	573	215	1	-	3	3	-	5	3	-	2	53	8	10	4	31	40	154	79	67	8	341	16	
Delta County Sheriff	12	195	74	-	-	-	-	-	1	1	-	-	-	38	4	6	4	24	11	60	30	29	1	91	5	
PD Delta	12	281	106	-	-	3	3	-	4	2	-	-	2	11	4	2	-	5	16	51	27	21	3	202	10	
PD Paonia	12	48	13	1	-	-	-	-	-	-	-	-	-	-	-	-	-	-	7	15	7	5	3	32	-	
PD Hotchkiss	12	24	13	-	-	-	-	-	-	-	-	-	-	2	-	2	-	-	2	12	11	1	-	10	-	
PD Cedaredge	12	25	9	-	-	-	-	-	-	-	-	-	-	2	-	-	-	2	4	16	4	11	1	6	1	
<b>Denver County</b>		467,861	36,558	5,954	88	-	427	421	6	1,635	422	229	315	669	2,884	1,076	716	1,033	59	2,567	9,180	7,610	950	620	16,530	5,814
PD Denver	12	36,558	5,954	88	-	427	421	6	1,635	422	229	315	669	2,884	1,076	716	1,033	59	2,567	9,180	7,610	950	620	16,530	5,814	
PD University of Denver	12	222	8	-	-	-	-	-	1	1	-	-	-	16	-	1	13	2	6	62	35	26	1	133	10	
DPS Auraria	12	386	16	-	-	-	-	-	2	-	-	-	2	7	1	2	2	2	4	42	7	34	1	329	6	
PD Univ of Colo Health	12	300	18	-	-	-	-	-	-	-	-	-	-	-	-	-	-	-	4	15	5	9	1	279	6	



Offense Data Continued	Number of Months Reported	Estimated Population	TOTAL INDEX CRIMES	Index Offenses Cleared	Murder, Manslaughter	Death by Negligence	Rape - Total	Forcible Rape	Attempt to Rape	Robbery - Total	Firearm	Knife or Cutting Instrument	Other Dangerous Weapon	Strong Arm - No Weapon	Aggravated Assault - Total	Firearm	Knife or Cutting Instrument	Other Dangerous Weapon	Hands, Fist, Feet, Etc.	Simple Assault	Burglary - Total	Forcible Entry	Unlawful Entry - No Force	Attempted Forcible Entry	Larceny - Theft - Total	Motor Vehicle Theft - Total
<b>Dolores County</b>		1,498	42	7	-	-	-	-	-	-	-	-	-	-	3	-	-	2	1	6	20	16	2	2	19	-
Dolores County Sheriff	12		42	7	-	-	-	-	-	-	-	-	-	-	3	-	-	2	1	6	20	16	2	2	19	-
<b>Douglas County</b>		64,357	1,740	383	3	-	1	1	-	8	1	-	1	6	60	16	10	23	11	273	368	184	161	23	1,250	50
Douglas County Sheriff	12		1,191	257	3	-	-	-	-	6	1	-	-	5	48	16	8	18	6	185	285	138	131	16	812	37
PD Castle Rock	12		313	66	-	-	-	-	-	2	-	-	1	1	5	-	-	-	5	56	48	26	18	4	252	6
PD Parker	12		235	60	-	-	1	1	-	-	-	-	-	-	7	-	2	5	-	32	34	20	11	3	186	7
Chatfield State Park	3		1	-	-	-	-	-	-	-	-	-	-	-	-	-	-	-	-	-	1	-	1	-	-	-
<b>Eagle County</b>		22,795	2,328	769	-	-	4	4	-	3	-	1	-	2	50	-	4	5	41	185	205	60	135	10	2,028	38
Eagle County Sheriff	12		760	140	-	-	3	3	-	-	-	-	-	-	39	-	2	4	33	92	86	37	49	-	618	14
PD Vail	12		1,238	552	-	-	1	1	-	2	-	-	-	2	2	-	-	-	2	56	70	15	55	-	1,150	13
PD Eagle	12		58	18	-	-	-	-	-	-	-	-	-	-	3	-	1	-	2	11	6	1	2	3	45	4
PD Minturn	12		44	8	-	-	-	-	-	-	-	-	-	-	3	-	-	-	3	8	7	2	5	-	31	3
PD Basalt	12		64	24	-	-	-	-	-	-	-	-	-	-	2	-	-	1	1	8	9	2	4	3	51	2
PD Avon	12		164	27	-	-	-	-	-	1	-	1	-	-	1	-	1	-	-	10	27	3	20	4	133	2
<b>Elbert County</b>		9,675	184	85	-	-	-	-	-	1	-	-	1	-	26	5	1	4	16	33	26	11	5	10	126	5
Elbert County Sheriff	12		155	76	-	-	-	-	-	1	-	-	1	-	22	5	-	2	15	26	21	9	3	9	107	4
PD Elizabeth	7		29	9	-	-	-	-	-	-	-	-	-	-	4	-	1	2	1	7	5	2	2	1	19	1
<b>El Paso County</b>		399,365	25,248	5,665	29	1	249	225	24	416	140	59	43	174	1,032	506	225	185	116	1,685	4,907	2,906	1,483	518	17,250	1,365
El Paso County Sheriff	12		2,815	753	4	-	14	9	5	25	10	-	3	12	233	93	63	50	27	533	823	478	263	82	1,573	143
PD Colorado Springs	12		21,444	4,640	25	1	231	212	19	387	128	59	40	160	742	399	144	129	70	1,080	3,865	2,305	1,133	427	15,000	1,194
PD Fountain	12		585	201	-	-	3	3	-	3	1	-	-	2	31	5	11	3	12	50	95	41	49	5	436	17
PD Manitou Springs	12		301	49	-	-	1	1	-	-	-	-	-	-	21	8	6	3	4	14	91	57	33	1	180	8
PD Colorado Univ Col	12		22	3	-	-	-	-	-	-	-	-	-	-	-	-	-	-	-	-	1	-	1	-	21	-
PD Pikes Peak Commun	6		9	-	-	-	-	-	-	-	-	-	-	-	-	-	-	-	-	-	-	-	-	-	9	-
Marshal Palmer Lake	12		32	11	-	-	-	-	-	-	-	-	-	-	2	-	1	-	1	6	12	6	3	3	18	-
PD Woodmoor Monument	12		9	6	-	-	-	-	-	1	1	-	-	-	1	1	-	-	-	-	4	4	-	-	-	3
PD Green Mountain Falls	12		31	2	-	-	-	-	-	-	-	-	-	-	2	-	-	-	2	2	16	15	1	-	13	-
PD Calhan	9		-	-	-	-	-	-	-	-	-	-	-	-	-	-	-	-	-	-	-	-	-	-	-	-
<b>Fremont County</b>		32,362	1,220	283	-	-	3	2	1	4	2	-	-	2	89	2	11	9	67	161	265	151	92	22	806	53
Fremont County Sheriff	12		376	56	-	-	-	-	-	-	-	-	-	-	18	-	6	4	8	83	116	72	42	2	228	14
PD Canon City	12		667	161	-	-	3	2	1	3	2	-	-	1	39	2	4	3	30	61	123	64	39	20	469	30
PD Florence	12		177	66	-	-	-	-	-	1	-	-	-	1	32	-	1	2	29	17	26	15	11	-	109	9
<b>Garfield County</b>		30,668	1,316	383	-	1	5	1	4	6	4	-	-	2	35	5	3	3	24	200	172	133	35	4	1,043	55
Garfield County Sheriff	12		208	19	-	1	3	1	2	-	-	-	-	-	2	-	2	-	-	74	62	62	-	-	133	8
PD Glenwood Springs	12		659	256	-	-	1	-	1	4	3	-	-	1	14	-	1	-	13	35	38	26	11	1	578	24
PD Parachute	12		31	2	-	-	-	-	-	-	-	-	-	-	2	-	-	2	-	6	5	3	1	1	24	-
PD Rifle	12		282	79	-	-	1	-	1	1	-	-	-	1	15	3	-	1	11	66	42	31	10	1	206	17
PD Carbondale	12		114	22	-	-	-	-	-	1	1	-	-	-	-	-	-	-	-	9	13	4	9	-	95	5
PD Silt	12		17	5	-	-	-	-	-	-	-	-	-	-	2	2	-	-	-	9	9	5	3	1	5	1
PD New Castle	11		5	-	-	-	-	-	-	-	-	-	-	-	-	-	-	-	-	1	3	2	1	-	2	-

Offense Data Continued	Number of Months Reported	Estimated Population	TOTAL INDEX CRIMES	Index Offenses Cleared	Murder, Manslaughter	Death by Negligence	Rape - Total	Forcible Rape	Attempt to Rape	Robbery - Total	Firearm	Knife or Cutting Instrument	Other Dangerous Weapon	Strong Arm - No Weapon	Aggravated Assault - Total	Firearm	Knife or Cutting Instrument	Other Dangerous Weapon	Hands, Fist, Feet, Etc.	Simple Assault	Burglary - Total	Forcible Entry	Unlawful Entry - No Force	Attempted Forcible Entry	Larceny - Theft - Total	Motor Vehicle Theft - Total
<b>Gilpin County</b>		3,084	151	42	1	-	-	-	-	1	1	-	-	-	22	3	-	-	19	12	38	26	12	-	85	4
Gilpin County Sheriff	12		76	28	1	-	-	-	-	-	-	-	-	-	15	2	-	-	13	1	23	17	6	-	35	2
PD Central City	12		66	10	-	-	-	-	-	1	1	-	-	-	3	1	-	-	2	10	15	9	6	-	45	2
PD Black Hawk	3		9	4	-	-	-	-	-	-	-	-	-	-	4	-	-	-	4	1	-	-	-	-	5	-
Golden Gate Canyon	11		-	-	-	-	-	-	-	-	-	-	-	-	-	-	-	-	-	-	-	-	-	-	-	-
<b>Grand County</b>		7,966	552	132	-	-	1	-	1	-	-	-	-	-	7	-	2	-	5	79	102	56	45	1	426	16
Grand County Sheriff	12		517	111	-	-	1	-	1	-	-	-	-	-	6	-	2	-	4	63	94	54	40	-	402	14
PD Kremmling	12		35	21	-	-	-	-	-	-	-	-	-	-	1	-	-	-	1	16	8	2	5	1	24	2
<b>Gunnison County</b>		10,284	870	209	-	-	3	3	-	-	-	-	-	-	23	4	-	9	10	30	105	42	59	4	692	47
Gunnison County Sheriff	12		121	26	-	-	-	-	-	-	-	-	-	-	13	4	-	2	7	-	39	25	13	1	60	9
PD Gunnison	12		485	127	-	-	3	3	-	-	-	-	-	-	9	-	-	6	3	27	58	15	41	2	389	26
PD Mt Crested Butte	12		127	14	-	-	-	-	-	-	-	-	-	-	1	-	-	1	-	1	4	1	3	-	120	2
PD Crested Butte	12		137	42	-	-	-	-	-	-	-	-	-	-	-	-	-	-	-	2	4	1	2	1	123	10
<b>Hinsdale County</b>		475	10	1	-	-	-	-	-	-	-	-	-	-	2	-	-	-	2	-	1	-	1	-	6	1
Hinsdale County Sheriff	12		10	1	-	-	-	-	-	-	-	-	-	-	2	-	-	-	2	-	1	-	1	-	6	1
<b>Huerfano County</b>		5,872	170	39	-	-	-	-	-	-	-	-	-	-	-	-	-	-	-	-	28	23	5	-	133	9
Huerfano County Sheriff	12		37	-	-	-	-	-	-	-	-	-	-	-	-	-	-	-	-	-	10	10	-	-	26	1
PD Walsenburg	12		133	39	-	-	-	-	-	-	-	-	-	-	-	-	-	-	-	-	18	13	5	-	107	8
<b>Jackson County</b>		1,579	53	14	-	-	-	-	-	-	-	-	-	-	2	-	1	-	1	1	1	1	-	-	48	2
Jackson County Sheriff	12		53	14	-	-	-	-	-	-	-	-	-	-	2	-	1	-	1	1	1	1	-	-	48	2
<b>Jefferson County</b>		444,914	21,339	6,200	8	-	111	92	19	226	99	21	6	100	1,018	152	182	261	423	2,352	3,610	2,427	813	370	15,181	1,185
Jefferson County Sheriff	12		5,310	1,586	5	-	23	19	4	36	22	3	1	10	78	10	16	20	32	553	1,124	966	43	115	3,827	217
PD Arvada	12		3,774	1,205	-	-	16	16	-	26	10	-	-	16	306	39	27	64	176	292	627	314	296	17	2,631	168
PD Golden	12		656	170	-	-	1	-	1	1	-	-	-	1	30	3	3	4	20	112	97	66	22	9	504	23
PD Edgewater	12		664	350	-	-	-	-	-	8	2	-	-	6	2	-	2	-	-	11	41	19	17	5	580	33
PD Lakewood	12		8,535	2,440	3	-	58	45	13	128	47	18	4	59	431	96	114	152	69	1,198	1,368	876	304	188	5,937	610
PD Wheat Ridge	12		2,298	432	-	-	12	11	1	22	14	-	1	7	166	4	20	19	123	185	341	179	129	33	1,628	129
PD Lakeside	12		2	1	-	-	-	-	-	1	1	-	-	-	-	-	-	-	-	-	-	-	-	-	1	-
PD Morrison	12		14	3	-	-	-	-	-	1	1	-	-	-	-	-	-	-	-	-	2	1	-	1	9	2
PD School of Mines	12		34	4	-	-	-	-	-	-	-	-	-	-	-	-	-	-	-	-	4	3	1	-	28	2
PD Mountain View	12		43	9	-	-	1	1	-	3	2	-	-	1	5	-	-	2	3	1	5	2	1	2	28	1
PD Red Rocks Campus	11		9	-	-	-	-	-	-	-	-	-	-	-	-	-	-	-	-	-	1	1	-	-	8	-
<b>Kiowa County</b>		1,661	15	12	-	-	-	-	-	1	1	-	-	-	3	1	-	1	1	3	2	2	-	-	6	3
Kiowa County Sheriff	12		10	8	-	-	-	-	-	1	1	-	-	-	1	-	-	-	1	2	1	1	-	-	5	2
PD Eads	10		5	4	-	-	-	-	-	-	-	-	-	-	2	1	-	1	-	1	1	1	-	-	1	1
<b>Kit Carson</b>		7,071	225	77	1	-	2	2	-	-	-	-	-	-	19	2	1	1	15	10	47	31	13	3	140	16
Kit Carson County Sheriff	12		65	21	-	-	1	1	-	-	-	-	-	-	3	-	-	-	3	4	19	13	6	-	39	3
PD Burlington	12		154	54	1	-	1	1	-	-	-	-	-	-	15	2	1	1	11	6	24	16	5	3	101	12
Stratton Marshal's	12		5	2	-	-	-	-	-	-	-	-	-	-	1	-	-	-	1	-	3	2	1	-	1	-
PD Flagler	10		1	-	-	-	-	-	-	-	-	-	-	-	-	-	-	-	-	-	1	-	1	-	-	-

Offense Data Continued	Number of Months Reported	Estimated Population	TOTAL INDEX CRIMES	Index Offenses Cleared	Murder, Manslaughter Death by Negligence	Rape - Total	Forcible Rape	Attempt to Rape	Robbery - Total	Firearm	Knife or Cutting Instrument	Other Dangerous Weapon	Strong Arm - No Weapon	Aggravated Assault - Total	Firearm	Knife or Cutting Instrument	Other Dangerous Weapon	Hands, Fists, Feet, Etc.	Simple Assault	Burglary - Total	Forcible Entry	Unlawful Entry - No Force	Attempted Forcible Entry	Larceny - Theft - Total	Motor Vehicle Theft - Total
<b>Lake County</b>		5,992	204	43	- -	2	1	1	-	-	-	-	-	16	-	4	3	9	54	25	16	8	1	148	13
Lake County Sheriff	12		90	19	- -	-	-	-	-	-	-	-	-	11	-	3	3	5	24	12	8	4	-	61	6
PD Leadville	12		114	24	- -	2	1	1	-	-	-	-	-	5	-	1	-	4	30	13	8	4	1	87	7
<b>La Plata County</b>		32,772	1,745	407	- -	-	-	-	1	-	-	-	1	43	13	6	23	1	244	259	125	124	10	1,396	46
La Plata County Sheriff	12		481	75	- -	-	-	-	-	-	-	-	-	29	9	2	18	-	93	133	66	66	1	306	13
PD Durango	12		1,184	302	- -	-	-	-	1	-	-	-	1	12	3	4	4	1	108	99	47	48	4	1,040	32
PD Ignacio	12		49	20	- -	-	-	-	-	-	-	-	-	2	1	-	1	-	29	10	9	-	1	36	1
PD Bayfield	12		31	10	- -	-	-	-	-	-	-	-	-	-	-	-	-	-	14	17	3	10	4	14	-
<b>Larimer County</b>		190,106	8,921	1,925	2 1	100	90	10	38	13	1	4	20	459	50	59	135	215	1,209	1,396	790	494	112	6,636	290
Larimer County Sheriff	12		1,308	234	1 -	-	-	-	6	2	1	1	2	14	1	2	6	5	254	304	181	123	-	921	62
PD Berthoud	12		103	9	- -	-	-	-	-	-	-	-	-	1	-	-	-	1	26	11	5	4	2	91	-
PD Estes Park	12		210	30	- -	2	2	-	-	-	-	-	-	5	2	1	1	1	26	24	15	4	5	170	9
PD Fort Collins	12		5,226	1,174	- 1	66	57	9	24	9	-	2	13	336	38	37	117	144	713	811	456	256	99	3,828	161
PD Loveland	11		1,341	408	1 -	27	26	1	7	2	-	-	5	78	9	19	9	41	189	182	98	80	4	997	49
PD Colorado State Univ	12		733	70	- -	5	5	-	1	-	-	1	-	25	-	-	2	23	1	64	35	27	2	629	9
<b>Las Animas County</b>		13,564	615	149	1 -	4	3	1	4	2	-	-	2	68	18	15	10	25	103	162	125	32	5	341	35
Las Animas County Sheriff	12		99	14	- -	-	-	-	1	1	-	-	-	12	3	-	-	9	-	39	36	3	-	43	4
PD Trinidad	12		516	135	1 -	4	3	1	3	1	-	-	2	56	15	15	10	16	103	123	89	29	5	298	31
<b>Lincoln County</b>		4,511	74	33	- -	-	-	-	-	-	-	-	-	5	-	-	-	5	5	15	9	6	-	52	2
Lincoln County Sheriff	12		21	10	- -	-	-	-	-	-	-	-	-	4	-	-	-	4	-	6	1	5	-	11	-
PD Limon	12		53	23	- -	-	-	-	-	-	-	-	-	1	-	-	-	1	5	9	8	1	-	41	2
<b>Logan County</b>		17,454	717	179	- -	5	5	-	4	-	1	-	3	18	7	3	-	8	30	94	53	29	12	575	21
Logan County Sheriff	12		103	11	- -	-	-	-	-	-	-	-	-	1	1	-	-	-	13	23	5	7	11	76	3
PD Sterling	12		614	168	- -	5	5	-	4	-	1	-	3	17	6	3	-	8	17	71	48	22	1	499	18
<b>Mesa County</b>		94,675	5,005	1,259	7 -	24	24	-	35	16	7	-	12	176	45	45	59	27	587	890	491	381	18	3,626	247
Mesa County Sheriff	12		1,573	286	1 -	4	4	-	7	3	2	-	2	59	21	15	19	4	249	387	186	188	13	1,028	87
PD Grand Junction	12		3,107	887	6 -	16	16	-	27	13	4	-	10	98	21	29	37	11	322	458	284	172	2	2,364	138
PD Fruita	12		211	44	- -	1	1	-	1	-	1	-	-	9	3	1	3	2	13	28	12	15	1	154	18
PD Palisade	12		111	42	- -	3	3	-	-	-	-	-	-	10	-	-	-	10	3	14	8	4	2	80	4
PD De Beque	11		3	-	- -	-	-	-	-	-	-	-	-	-	-	-	-	-	-	3	1	2	-	-	-
<b>Mineral County</b>		536	10	1	- -	-	-	-	-	-	-	-	-	-	-	-	-	-	1	4	2	2	-	5	1
Mineral County Sheriff	12		10	1	- -	-	-	-	-	-	-	-	-	-	-	-	-	-	1	4	2	2	-	5	1
<b>Moffat County</b>		11,320	481	236	1 -	-	-	-	-	-	-	-	-	14	4	1	3	6	127	79	46	32	1	366	21
Moffat County Sheriff	12		82	54	1 -	-	-	-	-	-	-	-	-	10	1	1	3	5	6	17	10	7	-	50	4
PD Craig	12		399	182	- -	-	-	-	-	-	-	-	-	4	3	-	-	1	121	62	36	25	1	316	17

Offense Data Continued	Number of Months Reported	Estimated Population	TOTAL INDEX CRIMES	Index Offenses Cleared	Murder, Manslaughter	Death by Negligence	Rape - Total	Forcible Rape	Attempt to Rape	Robbery - Total	Firearm	Knife or Cutting Instrument	Other Dangerous Weapon	Strong Arm - No Weapon	Aggravated Assault - Total	Firearm	Knife or Cutting Instrument	Other Dangerous Weapon	Hands, Fist, Feet, Etc.	Simple Assault	Burglary - Total	Forcible Entry	Unlawful Entry - No Force	Attempted Forcible Entry	Larceny - Theft - Total	Motor Vehicle Theft - Total
<b>Montezuma County</b>		18,894	910	222	-	-	10	3	7	-	-	-	-	-	60	5	8	15	32	105	161	90	52	19	658	21
Montezuma County Sheriff			292	64	-	-	5	2	3	-	-	-	-	-	13	-	-	3	10	40	71	43	23	5	196	7
PD Cortez			618	158	-	-	5	1	4	-	-	-	-	-	47	5	8	12	22	65	90	47	29	14	462	14
<b>Montrose County</b>		24,624	953	267	1	-	-	-	-	7	2	1	1	3	32	3	8	2	19	71	143	73	61	9	745	25
Montrose County Sheriff	12		239	81	1	-	-	-	-	1	1	-	-	-	18	1	3	-	14	29	62	34	26	2	146	11
PD Montrose	12		670	170	-	-	-	-	-	6	1	1	1	3	13	2	5	2	4	39	68	33	29	6	572	11
PD Nucla	5		4	2	-	-	-	-	-	-	-	-	-	-	-	-	-	-	-	-	4	1	2	1	-	-
PD Olathe	12		40	14	-	-	-	-	-	-	-	-	-	-	1	-	-	-	1	3	9	5	4	-	27	3
<b>Morgan County</b>		21,945	1,067	270	-	-	2	1	1	1	-	-	-	1	29	3	7	6	13	141	143	72	55	16	849	43
Morgan County Sheriff	12		126	15	-	-	-	-	-	-	-	-	-	-	6	-	-	1	5	9	26	16	9	1	85	9
PD Brush	12		202	41	-	-	-	-	-	-	-	-	-	-	3	-	-	1	2	29	38	24	9	5	153	8
PD Ft Morgan	12		692	196	-	-	2	1	1	1	-	-	-	1	19	2	7	4	6	88	61	29	24	8	587	22
PD Wiggins	12		7	4	-	-	-	-	-	-	-	-	-	-	-	-	-	-	-	1	3	2	1	-	3	1
PD Log Lane Village	12		39	14	-	-	-	-	-	-	-	-	-	-	1	1	-	-	-	14	15	1	12	2	20	3
Jackson Lake St Park	12		1	-	-	-	-	-	-	-	-	-	-	-	-	-	-	-	-	-	-	-	-	-	1	-
<b>Otero County</b>		19,898	814	321	1	-	2	2	-	5	1	1	-	3	80	14	14	7	45	97	177	103	71	3	507	42
Otero County Sheriff	12		136	33	1	-	-	-	-	-	-	-	-	-	15	1	1	-	13	-	65	46	19	-	42	13
PD La Junta	12		411	182	-	-	-	-	-	4	1	1	-	2	47	12	10	2	23	67	64	30	34	-	277	19
PD Rocky Ford	12		239	95	-	-	2	2	-	1	-	-	-	1	15	-	3	3	9	27	40	25	14	1	172	9
PD Manzanola	12		13	7	-	-	-	-	-	-	-	-	-	-	1	-	-	1	-	1	6	2	3	1	6	-
PD Fowler	12		15	4	-	-	-	-	-	-	-	-	-	-	2	1	-	1	-	2	2	-	1	1	10	1
<b>Ouray County</b>		2,323	27	7	-	-	-	-	-	-	-	-	-	-	1	1	-	-	-	-	17	7	10	-	7	2
Ouray County Sheriff	11		20	6	-	-	-	-	-	-	-	-	-	-	1	1	-	-	-	-	11	7	4	-	7	1
PD Ridgway	12		7	1	-	-	-	-	-	-	-	-	-	-	-	-	-	-	-	-	6	-	6	-	-	1
<b>Park County</b>		7,326	284	91	-	-	2	2	-	1	1	-	-	-	29	6	2	5	16	24	76	50	26	-	166	10
Park County Sheriff	12		262	80	-	-	2	2	-	1	1	-	-	-	25	5	1	5	14	21	73	48	25	-	153	8
PD Fairplay	12		21	10	-	-	-	-	-	-	-	-	-	-	3	1	1	-	1	2	3	2	1	-	13	2
PD Alma	6		1	1	-	-	-	-	-	-	-	-	-	-	1	-	-	-	1	1	-	-	-	-	-	-
<b>Phillips County</b>		4,132	34	4	-	-	-	-	-	-	-	-	-	-	3	-	-	1	2	1	12	8	4	-	18	1
Phillips County Sheriff	11		13	-	-	-	-	-	-	-	-	-	-	-	1	-	-	-	1	-	3	1	2	-	9	-
PD Holyoke	12		16	3	-	-	-	-	-	-	-	-	-	-	2	-	-	1	1	-	5	3	2	-	8	1
PD Haxtun	12		5	1	-	-	-	-	-	-	-	-	-	-	-	-	-	-	-	1	4	4	-	-	1	-
<b>Pitkin County</b>		12,943	1,155	194	-	-	2	1	1	1	-	-	-	1	19	5	5	3	6	86	157	60	94	3	923	53
Pitkin County Sheriff	12		206	35	-	-	2	1	1	-	-	-	-	-	5	1	-	1	3	25	33	15	18	-	153	13
PD Aspen	12		738	141	-	-	-	-	-	1	-	-	-	1	13	4	5	2	2	58	111	39	69	3	576	37
PD Snowmass Village	12		211	18	-	-	-	-	-	-	-	-	-	-	1	-	-	-	1	3	13	6	7	-	194	3

Offense Data Continued	Number of Months Reported	Estimated Population	TOTAL INDEX CRIMES	Index Offenses Cleared	Murder, Manslaughter	Death by Negligence	Rape - Total	Forcible Rape	Attempt to Rape	Robbery - Total	Firearm	Knife or Cutting Instrument	Other Dangerous Weapon	Strong Arm - No Weapon	Aggravated Assault - Total	Firearm	Knife or Cutting Instrument	Other Dangerous Weapon	Hands, Fist, Feet, Etc.	Simple Assault	Burglary - Total	Forcible Entry	Unlawful Entry - No Force	Attempted Forcible Entry	Larceny - Theft - Total	Motor Vehicle Theft - Total
<b>Prowers County</b>		13,082	648	109	2	-	-	-	-	4	2	1	-	1	49	2	11	10	26	70	119	81	27	11	454	20
Prowers County Sheriff	12		97	5	2	-	-	-	-	-	-	-	-	-	10	-	-	1	9	1	15	11	4	-	62	8
PD Lamar	12		539	98	-	-	-	-	-	4	2	1	-	1	37	2	10	9	16	69	97	64	23	10	390	11
PD Holly	12		6	3	-	-	-	-	-	-	-	-	-	-	1	-	-	-	1	-	3	2	-	1	1	1
PD Granada	12		6	3	-	-	-	-	-	-	-	-	-	-	1	-	1	-	-	-	4	4	-	-	1	-
<b>Pueblo County</b>		123,097	8,640	2,644	15	-	88	65	23	162	18	21	17	106	1,423	245	200	562	416	2,101	1,744	1,140	425	179	4,824	384
Pueblo County Sheriff	12		746	247	2	-	6	4	2	9	1	1	3	4	43	6	9	15	13	163	193	53	123	17	459	34
PD Pueblo	12		7,774	2,372	13	-	80	59	21	152	17	20	14	101	1,365	239	191	544	391	1,892	1,547	1,087	299	161	4,267	350
PD Colorado State Hosp.	12		41	18	-	-	-	-	-	-	-	-	-	-	14	-	-	3	11	43	-	-	-	-	27	-
PD University of Colo.	12		79	7	-	-	2	2	-	1	-	-	-	1	1	-	-	-	1	3	4	-	3	1	71	-
<b>Rio Blanco County</b>		5,931	183	35	-	1	-	-	-	-	-	-	-	-	12	1	3	-	8	22	18	2	15	1	147	6
Rio Blanco County Sheriff	12		51	10	-	1	-	-	-	-	-	-	-	-	4	-	-	-	4	3	6	1	5	-	39	2
PD Meeker	12		68	8	-	-	-	-	-	-	-	-	-	-	6	-	2	-	4	1	7	1	6	-	53	2
PD Rangely	12		64	17	-	-	-	-	-	-	-	-	-	-	2	1	1	-	-	18	5	-	4	1	55	2
<b>Rio Grande County</b>		10,480	351	123	-	-	1	1	-	1	-	-	-	1	29	1	5	6	17	49	66	42	21	3	233	21
Rio Grande County Sheriff	12		122	30	-	-	1	1	-	-	-	-	-	-	6	-	2	-	4	11	18	17	-	1	89	8
PD Monte Vista	12		182	78	-	-	-	-	-	1	-	-	-	1	19	1	1	6	11	32	29	15	12	2	123	10
PD Del Norte	12		47	15	-	-	-	-	-	-	-	-	-	-	4	-	2	-	2	6	19	10	9	-	21	3
<b>Routt County</b>		14,297	619	132	-	-	1	-	1	1	1	-	-	-	31	2	5	1	23	56	115	40	68	7	444	27
Routt County Sheriff	12		97	14	-	-	-	-	-	1	1	-	-	-	3	1	2	-	-	17	32	14	16	2	57	4
PD Steamboat Springs	12		489	112	-	-	1	-	1	-	-	-	-	-	25	-	2	1	22	25	72	24	44	4	370	21
PD Hayden	11		28	5	-	-	-	-	-	-	-	-	-	-	1	-	1	-	-	7	9	1	7	1	17	1
PD Oak Creek	12		5	1	-	-	-	-	-	-	-	-	-	-	2	1	-	-	1	7	2	1	1	-	-	1
Steamboat Lake St PA	2		-	-	-	-	-	-	-	-	-	-	-	-	-	-	-	-	-	-	-	-	-	-	-	-
<b>Saguache County</b>		4,597	164	62	-	-	-	-	-	1	-	-	-	1	20	2	2	-	16	4	38	22	13	3	95	10
Saguache County Sheriff	12		76	32	-	-	-	-	-	-	-	-	-	-	6	-	-	-	6	4	20	13	7	-	46	4
PD Center	12		88	30	-	-	-	-	-	1	-	-	-	1	14	2	2	-	10	-	18	9	6	3	49	6
<b>San Juan County</b>		752	79	16	-	-	-	-	-	-	-	-	-	-	4	2	1	1	-	14	16	14	2	-	58	1
San Juan County	12		79	16	-	-	-	-	-	-	-	-	-	-	4	2	1	1	-	14	16	14	2	-	58	1
<b>San Miguel County</b>		3,722	181	41	-	-	2	2	-	2	1	-	-	1	9	1	2	1	5	24	33	12	15	6	124	11
San Miguel County	10		95	31	-	-	1	1	-	1	1	-	-	-	6	1	2	1	2	12	22	10	12	-	60	5
PD Telluride	6		86	10	-	-	1	1	-	1	-	-	-	1	3	-	-	-	3	12	11	2	3	6	64	6
<b>Sedgwick County</b>		2,631	37	5	-	-	-	-	-	-	-	-	-	-	1	-	-	-	1	5	10	4	4	2	24	2
Sedgwick County Sheriff	12		25	3	-	-	-	-	-	-	-	-	-	-	1	-	-	-	1	2	9	4	4	1	14	1
PD Julesburg	12		12	2	-	-	-	-	-	-	-	-	-	-	-	-	-	-	-	3	1	-	-	1	10	1

Offense Data Continued	Number of Months Reported	Estimated Population	TOTAL INDEX CRIMES	Index Offenses Cleared	Murder, Manslaughter	Death by Negligence	Rape - Total	Forcible Rape	Attempt to Rape	Robbery - Total	Firearm	Knife or Cutting Instrument	Other Dangerous Weapon	Strong Arm - No Weapon	Aggravated Assault - Total	Firearm	Knife or Cutting Instrument	Other Dangerous Weapon	Hands, Fist, Feet, Etc.	Simple Assault	Burglary - Total	Forcible Entry	Unlawful Entry - No Force	Attempted Forcible Entry	Larceny - Theft - Total	Motor Vehicle Theft - Total
<b>Summit County</b>		13,270	2,664	689	-	-	9	9	-	2	1	1	-	-	44	6	8	-	30	91	333	151	158	24	2,228	48
Summit County Sheriff	12		1,533	489	-	-	4	4	-	2	1	1	-	-	20	2	2	-	16	46	132	69	58	5	1,349	26
PD Breckenridge	12		695	85	-	-	-	-	-	-	-	-	-	-	6	-	1	-	5	21	141	48	85	8	537	11
PD Dillon	12		64	8	-	-	-	-	-	-	-	-	-	-	5	-	1	-	4	4	3	1	1	1	53	3
PD Silverthorne	12		181	63	-	-	4	4	-	-	-	-	-	-	8	2	3	-	3	11	19	9	4	6	148	2
PD Frisco	12		191	44	-	-	1	1	-	-	-	-	-	-	5	2	1	-	2	9	38	24	10	4	141	6
<b>Teller County</b>		12,496	509	187	-	-	1	1	-	3	1	-	-	2	52	16	3	5	28	15	122	85	36	1	319	12
Teller County Sheriff	12		202	45	-	-	1	1	-	-	-	-	-	-	16	6	2	3	5	6	86	65	20	1	92	7
PD Woodland Park	12		263	129	-	-	-	-	-	2	-	-	-	2	25	2	1	2	20	4	34	20	14	-	198	4
PD Cripple Creek	12		39	11	-	-	-	-	-	1	1	-	-	-	8	7	-	-	1	2	1	-	1	-	28	1
PD Victor	12		5	2	-	-	-	-	-	-	-	-	-	-	3	1	-	-	2	3	1	-	1	-	1	-
<b>Washington County</b>		4,736	47	5	-	-	-	-	-	-	-	-	-	-	6	1	1	-	4	3	18	8	10	-	19	4
Washington County Sheriff	12		47	5	-	-	-	-	-	-	-	-	-	-	6	1	1	-	4	3	18	8	10	-	19	4
<b>Weld County</b>		132,627	7,904	2,103	4	-	55	50	5	63	21	9	4	29	397	64	78	87	168	1,632	1,431	796	508	127	5,625	329
Weld County Sheriff	12		1,238	345	1	-	22	18	4	15	12	1	1	1	103	31	15	15	42	383	353	200	146	7	672	72
PD Fort Lupton	12		351	75	-	-	1	1	-	4	-	-	1	3	27	-	6	1	20	92	57	19	26	12	243	19
PD Greeley	12		4,486	1,281	2	-	26	25	1	36	7	6	2	21	161	15	41	50	55	841	724	433	213	78	3,356	181
PD Eaton	12		57	12	-	-	-	-	-	-	-	-	-	-	3	-	1	-	2	2	7	4	3	-	45	2
PD Evans	12		527	126	-	-	3	3	-	4	-	2	-	2	46	9	13	11	13	122	93	64	25	4	359	22
PD La Salle	12		107	26	-	-	-	-	-	-	-	-	-	-	2	2	-	-	-	11	10	4	6	-	88	7
PD Windsor	12		240	22	-	-	-	-	-	-	-	-	-	-	11	-	-	1	10	36	29	9	15	5	197	3
PD Erie	12		32	14	-	-	-	-	-	-	-	-	-	-	10	1	-	2	7	25	3	3	-	-	18	1
PD Dacona	12		78	33	1	-	-	-	-	-	-	-	-	-	5	2	-	2	1	23	16	8	8	-	53	3
PD Kersey	12		40	19	-	-	1	1	-	-	-	-	-	-	5	-	-	-	5	9	9	3	4	2	25	-
PD Johnstown	11		68	2	-	-	-	-	-	-	-	-	-	-	1	-	-	1	-	6	10	5	2	3	56	1
PD Milliken	12		84	34	-	-	-	-	-	1	1	-	-	-	6	-	-	1	5	13	16	7	7	2	58	3
PD Ault	12		41	12	-	-	-	-	-	-	-	-	-	-	3	-	-	-	3	16	8	5	2	1	28	2
PD Platteville	11		69	6	-	-	1	1	-	1	1	-	-	-	1	-	1	-	-	10	3	2	1	-	58	5
PD Univ of N. Colo.	12		351	53	-	-	3	3	-	2	-	-	-	2	5	3	1	1	-	23	45	9	33	3	297	2
PD Frederick	12		52	10	-	-	1	1	-	-	-	-	-	-	2	-	-	-	2	5	20	9	8	3	27	2
PD Firestone	12		43	15	-	-	-	-	-	-	-	-	-	-	1	-	-	-	1	8	13	6	4	3	27	2
PD Loch Buie	12		40	18	-	-	-	-	-	-	-	-	-	-	5	1	-	2	2	7	15	6	5	4	18	2
<b>Yuma County</b>		8,817	211	57	1	-	2	2	-	2	-	1	-	1	20	2	2	-	16	10	35	19	14	2	134	17
Yuma County Sheriff	12		77	20	1	-	-	-	-	2	-	1	-	1	9	-	-	-	9	1	22	11	11	-	40	3
PD Wray	12		65	23	-	-	-	-	-	-	-	-	-	-	8	2	1	-	5	4	7	6	-	1	41	9
PD Yuma	12		69	14	-	-	2	2	-	-	-	-	-	-	3	-	1	-	2	5	6	2	3	1	53	5
<b>Colorado State Patrol</b>			165	63	-	-	-	-	-	-	-	-	-	-	-	-	-	-	-	-	-	-	-	-	-	165
CSP Auto Theft			165	63	-	-	-	-	-	-	-	-	-	-	-	-	-	-	-	-	-	-	-	-	-	165

## PROPERTY STOLEN AND RECOVERED



### Summaries by Jurisdiction

The next 32 pages reflect county-wide summaries of the value of property stolen and recovered. Each county report includes figures from all agencies in the county that made reports. The law enforcement agencies participating in the crime reporting program have total figures for their respective jurisdictions.

Caution should be used when comparing one county's figures against another. There are eleven cities in Colorado that are in two or more counties. Obviously crime may occur throughout the city limits and in all counties effected. For reporting purposes however, the agencies totals are included under only one county. Following are the cities which cross county lines; next to each city is the county within which it is counted for statistical purposes.

ARVADA	JEFFERSON
AURORA	ADAMS
BASALT	EAGLE
BOW MAR	ARAPAHOE
BRIGHTON	ADAMS
BROOMFIELD	BOULDER
CENTER	SAGUACHE
ERIE	WELD
GREEN MOUNTAIN FALLS	EL PASO
LITTLETON	ARAPAHOE
WESTMINSTER	ADAMS

**STATE GRAND TOTALS  
VALUE OF PROPERTY  
1991**

TYPE OF PROPERTY	STOLEN	RECOVERED
CURRENCY . . . . .	\$ 12,756,567	\$ 382,757
JEWELRY . . . . .	\$ 15,288,586	\$ 881,664
CLOTHING AND FURS . . . . .	\$ 5,177,427	\$ 669,273
LOCALLY STOLEN MOTOR VEHICLES . . . . .	\$ 64,271,049	\$ 39,641,187
OFFICE EQUIPMENT . . . . .	\$ 4,629,069	\$ 292,289
TELEVISIONS, RADIOS, STEREOS, ETC. . . . .	\$ 20,973,591	\$ 1,264,996
FIREARMS . . . . .	\$ 1,973,142	\$ 265,402
HOUSEHOLD GOODS . . . . .	\$ 3,085,252	\$ 367,078
CONSUMABLE GOODS . . . . .	\$ 1,216,623	\$ 171,747
LIVESTOCK . . . . .	\$ 478,511	\$ 24,848
MISCELLANEOUS . . . . .	\$ 34,014,547	\$ 3,434,225
<b>TOTAL</b>	<b>\$ 163,864,364</b>	<b>\$ 47,395,466</b>

**Value of Property Stolen by Offense**

OFFENSE	VALUE
CRIMINAL HOMICIDE . . . . .	\$ 49,800
FORCIBLE RAPE . . . . .	\$ 26,012
ROBBERY . . . . .	\$ 2,605,197
BURGLARY . . . . .	\$ 43,977,325
LARCENY . . . . .	\$ 55,681,249
MOTOR VEHICLE THEFT . . . . .	\$ 61,524,781
<b>TOTAL</b>	<b>\$ 163,864,364</b>

**Stolen/Recovered Vehicles**

STOLEN LOCALLY/RECOVERED LOCALLY . . . . .	6,733
STOLEN LOCALLY/RECOVERED BY OTHERS . . . . .	3,135
STOLEN OUT OF TOWN/RECOVERED LOCALLY . . . . .	2,042



**ADAMS  
COUNTY GRAND TOTALS**  
Value of Property  
1991

TYPE OF PROPERTY	STOLEN	RECOVERED
CURRENCY	\$ 1,261,681	\$ 63,673
JEWELRY	\$ 2,546,199	\$ 85,727
CLOTHING AND FURS	\$ 878,981	\$ 152,245
LOCALLY STOLEN MOTOR VEHICLES	\$ 12,056,762	\$ 9,921,426
OFFICE EQUIPMENT	\$ 781,368	\$ 36,270
TELEVISIONS, RADIOS, STEREOS, ETC.	\$ 4,209,326	\$ 237,159
FIREARMS	\$ 332,023	\$ 37,279
HOUSEHOLD GOODS	\$ 486,655	\$ 52,542
CONSUMABLE GOODS	\$ 278,105	\$ 39,766
LIVESTOCK	\$ 23,123	\$ 950
MISCELLANEOUS	\$ 4,319,972	\$ 478,133
<b>TOTAL</b>	<b>\$ 27,174,195</b>	<b>\$ 11,105,170</b>

**Value of Property Stolen by Offense**

OFFENSE	VALUE
CRIMINAL HOMICIDE	\$ 0
FORCIBLE RAPE	\$ 1,791
ROBBERY	\$ 641,212
BURGLARY	\$ 7,764,717
LARCENY	\$ 7,413,143
MOTOR VEHICLE THEFT	\$ 11,353,332
<b>TOTAL</b>	<b>\$ 27,174,195</b>

**Stolen/Recovered Vehicles**

STOLEN LOCALLY/RECOVERED LOCALLY	1,153
STOLEN LOCALLY/RECOVERED BY OTHERS	834
STOLEN OUT OF TOWN/RECOVERED LOCALLY	726

**ALAMOSA  
COUNTY GRAND TOTALS**  
Value of Property  
1991

TYPE OF PROPERTY	STOLEN	RECOVERED
CURRENCY	\$ 49,140	\$ 9,512
JEWELRY	\$ 18,269	\$ 12,343
CLOTHING AND FURS	\$ 7,790	\$ 1,319
LOCALLY STOLEN MOTOR VEHICLES	\$ 144,574	\$ 84,054
OFFICE EQUIPMENT	\$ 2,257	\$ 490
TELEVISIONS, RADIOS, STEREOS, ETC.	\$ 37,939	\$ 7,533
FIREARMS	\$ 11,711	\$ 3,047
HOUSEHOLD GOODS	\$ 5,190	\$ 25
CONSUMABLE GOODS	\$ 4,528	\$ 672
LIVESTOCK	\$ 165	\$ 0
MISCELLANEOUS	\$ 118,411	\$ 12,406
<b>TOTAL</b>	<b>\$ 399,974</b>	<b>\$ 131,401</b>

**Value of Property Stolen by Offense**

OFFENSE	VALUE
CRIMINAL HOMICIDE	\$ 0
FORCIBLE RAPE	\$ 0
ROBBERY	\$ 2,453
BURGLARY	\$ 160,007
LARCENY	\$ 137,980
MOTOR VEHICLE THEFT	\$ 99,534
<b>TOTAL</b>	<b>\$ 399,974</b>

**Stolen/Recovered Vehicles**

STOLEN LOCALLY/RECOVERED LOCALLY	2
STOLEN LOCALLY/RECOVERED BY OTHERS	5
STOLEN OUT OF TOWN/RECOVERED LOCALLY	2

## ARAPAHOE COUNTY GRAND TOTALS

Value of Property  
1991

TYPE OF PROPERTY	STOLEN	RECOVERED
CURRENCY .....	\$ 513,996	\$ 20,871
JEWELRY .....	\$ 2,178,191	\$ 33,790
CLOTHING AND FURS .....	\$ 330,428	\$ 39,693
LOCALLY STOLEN MOTOR VEHICLES .....	\$ 4,848,310	\$ 3,354,297
OFFICE EQUIPMENT .....	\$ 778,872	\$ 39,583
TELEVISIONS, RADIOS, STEREOS, ETC. ....	\$ 1,285,682	\$ 54,238
FIREARMS .....	\$ 74,654	\$ 8,373
HOUSEHOLD GOODS .....	\$ 261,599	\$ 12,684
CONSUMABLE GOODS .....	\$ 64,947	\$ 12,307
LIVESTOCK .....	\$ 1,190	\$ 1,140
MISCELLANEOUS .....	\$ 2,691,940	\$ 105,125
<b>TOTAL</b>	<b>\$ 13,029,809</b>	<b>\$ 3,682,101</b>

## ARCHULETA COUNTY GRAND TOTALS

Value of Property  
1991

TYPE OF PROPERTY	STOLEN	RECOVERED
CURRENCY .....	\$ 6,537	\$ 213
JEWELRY .....	\$ 4,655	\$ 0
CLOTHING AND FURS .....	\$ 1,050	\$ 95
LOCALLY STOLEN MOTOR VEHICLES .....	\$ 28,000	\$ 0
OFFICE EQUIPMENT .....	\$ 1,126	\$ 100
TELEVISIONS, RADIOS, STEREOS, ETC. ....	\$ 8,605	\$ 0
FIREARMS .....	\$ 5,395	\$ 2,615
HOUSEHOLD GOODS .....	\$ 64,799	\$ 30
CONSUMABLE GOODS .....	\$ 1,479	\$ 110
LIVESTOCK .....	\$ 1,000	\$ 0
MISCELLANEOUS .....	\$ 35,104	\$ 1,695
<b>TOTAL</b>	<b>\$ 157,750</b>	<b>\$ 4,858</b>

### Value of Property Stolen by Offense

OFFENSE	VALUE
CRIMINAL HOMICIDE .....	\$ 0
FORCIBLE RAPE .....	\$ 60
ROBBERY .....	\$ 395,678
BURGLARY .....	\$ 3,931,315
LARCENY .....	\$ 3,981,591
MOTOR VEHICLE THEFT .....	\$ 4,721,165
<b>TOTAL</b>	<b>\$ 13,029,809</b>

### Value of Property Stolen by Offense

OFFENSE	VALUE
CRIMINAL HOMICIDE .....	\$ 0
FORCIBLE RAPE .....	\$ 0
ROBBERY .....	\$ 0
BURGLARY .....	\$ 25,867
LARCENY .....	\$ 103,883
MOTOR VEHICLE THEFT .....	\$ 28,000
<b>TOTAL</b>	<b>\$ 157,750</b>

### Stolen/Recovered Vehicles

STOLEN LOCALLY/RECOVERED LOCALLY .....	197
STOLEN LOCALLY/RECOVERED BY OTHERS .....	264
STOLEN OUT OF TOWN/RECOVERED LOCALLY .....	47

### Stolen/Recovered Vehicles

STOLEN LOCALLY/RECOVERED LOCALLY .....	0
STOLEN LOCALLY/RECOVERED BY OTHERS .....	0
STOLEN OUT OF TOWN/RECOVERED LOCALLY .....	2

**BACA  
COUNTY GRAND TOTALS**  
Value of Property  
1991

TYPE OF PROPERTY	STOLEN	RECOVERED
CURRENCY	\$ 1,325	\$ 1,100
JEWELRY	\$ 2,723	\$ 0
CLOTHING AND FURS	\$ 1,250	\$ 100
LOCALLY STOLEN MOTOR VEHICLES	\$ 4,500	\$ 4,500
OFFICE EQUIPMENT	\$ 950	\$ 0
TELEVISIONS, RADIOS, STEREOS, ETC.	\$ 6,407	\$ 3,421
FIREARMS	\$ 1,785	\$ 0
HOUSEHOLD GOODS	\$ 3,955	\$ 5
CONSUMABLE GOODS	\$ 2,485	\$ 390
LIVESTOCK	\$ 915	\$ 465
MISCELLANEOUS	\$ 13,917	\$ 451
<b>TOTAL</b>	<b>\$ 40,212</b>	<b>\$ 10,432</b>

**Value of Property Stolen by Offense**

OFFENSE	VALUE
CRIMINAL HOMICIDE	\$ 0
FORCIBLE RAPE	\$ 0
ROBBERY	\$ 0
BURGLARY	\$ 26,009
LARCENY	\$ 9,703
MOTOR VEHICLE THEFT	\$ 4,500
<b>TOTAL</b>	<b>\$ 40,212</b>

**Stolen/Recovered Vehicles**

STOLEN LOCALLY/RECOVERED LOCALLY	1
STOLEN LOCALLY/RECOVERED BY OTHERS	1
STOLEN OUT OF TOWN/RECOVERED LOCALLY	1

**BENT  
COUNTY GRAND TOTALS**  
Value of Property  
1991

TYPE OF PROPERTY	STOLEN	RECOVERED
CURRENCY	\$ 1,497	\$ 247
JEWELRY	\$ 2,020	\$ 2,020
CLOTHING AND FURS	\$ 0	\$ 0
LOCALLY STOLEN MOTOR VEHICLES	\$ 5,000	\$ 5,000
OFFICE EQUIPMENT	\$ 0	\$ 0
TELEVISIONS, RADIOS, STEREOS, ETC.	\$ 6,305	\$ 2,305
FIREARMS	\$ 332	\$ 0
HOUSEHOLD GOODS	\$ 0	\$ 0
CONSUMABLE GOODS	\$ 85	\$ 0
LIVESTOCK	\$ 0	\$ 0
MISCELLANEOUS	\$ 17,468	\$ 1,924
<b>TOTAL</b>	<b>\$ 32,707</b>	<b>\$ 11,496</b>

**Value of Property Stolen by Offense**

OFFENSE	VALUE
CRIMINAL HOMICIDE	\$ 0
FORCIBLE RAPE	\$ 0
ROBBERY	\$ 470
BURGLARY	\$ 15,332
LARCENY	\$ 11,905
MOTOR VEHICLE THEFT	\$ 5,000
<b>TOTAL</b>	<b>\$ 32,707</b>

**Stolen/Recovered Vehicles**

STOLEN LOCALLY/RECOVERED LOCALLY	1
STOLEN LOCALLY/RECOVERED BY OTHERS	1
STOLEN OUT OF TOWN/RECOVERED LOCALLY	0

## BOULDER COUNTY GRAND TOTALS

Value of Property  
1991

TYPE OF PROPERTY	STOLEN	RECOVERED
CURRENCY .....	\$ 3,486,988	\$ 29,744
JEWELRY .....	\$ 1,070,326	\$ 97,221
CLOTHING AND FURS .....	\$ 264,511	\$ 46,992
LOCALLY STOLEN MOTOR VEHICLES .....	\$ 2,425,164	\$ 1,981,018
OFFICE EQUIPMENT .....	\$ 303,396	\$ 21,307
TELEVISIONS, RADIOS, STEREOS, ETC. ....	\$ 1,574,240	\$ 113,022
FIREARMS .....	\$ 57,324	\$ 9,641
HOUSEHOLD GOODS .....	\$ 135,723	\$ 9,066
CONSUMABLE GOODS .....	\$ 148,222	\$ 18,036
LIVESTOCK .....	\$ 5,570	\$ 7,000
MISCELLANEOUS .....	\$ 2,329,036	\$ 269,941
<b>TOTAL</b>	<b>\$ 11,800,500</b>	<b>\$ 2,602,988</b>

## CHAFFEE COUNTY GRAND TOTALS

Value of Property  
1991

TYPE OF PROPERTY	STOLEN	RECOVERED
CURRENCY .....	\$ 13,262	\$ 1
JEWELRY .....	\$ 17,314	\$ 0
CLOTHING AND FURS .....	\$ 1,988	\$ 1,062
LOCALLY STOLEN MOTOR VEHICLES .....	\$ 122,800	\$ 85,200
OFFICE EQUIPMENT .....	\$ 100	\$ 0
TELEVISIONS, RADIOS, STEREOS, ETC. ....	\$ 24,555	\$ 10,010
FIREARMS .....	\$ 6,544	\$ 250
HOUSEHOLD GOODS .....	\$ 349	\$ 34
CONSUMABLE GOODS .....	\$ 1,174	\$ 144
LIVESTOCK .....	\$ 370	\$ 0
MISCELLANEOUS .....	\$ 87,403	\$ 10,617
<b>TOTAL</b>	<b>\$ 275,859</b>	<b>\$ 107,318</b>

### Value of Property Stolen by Offense

OFFENSE	VALUE
CRIMINAL HOMICIDE .....	\$ 0
FORCIBLE RAPE .....	\$ 0
ROBBERY .....	\$ 42,563
BURGLARY .....	\$ 2,762,769
LARCENY .....	\$ 6,659,875
MOTOR VEHICLE THEFT .....	\$ 2,335,293
<b>TOTAL</b>	<b>\$ 11,800,500</b>

### Value of Property Stolen by Offense

OFFENSE	VALUE
CRIMINAL HOMICIDE .....	\$ 0
FORCIBLE RAPE .....	\$ 0
ROBBERY .....	\$ 0
BURGLARY .....	\$ 61,566
LARCENY .....	\$ 89,904
MOTOR VEHICLE THEFT .....	\$ 124,389
<b>TOTAL</b>	<b>\$ 275,859</b>

### Stolen/Recovered Vehicles

STOLEN LOCALLY/RECOVERED LOCALLY .....	229
STOLEN LOCALLY/RECOVERED BY OTHERS .....	138
STOLEN OUT OF TOWN/RECOVERED LOCALLY .....	101

### Stolen/Recovered Vehicles

STOLEN LOCALLY/RECOVERED LOCALLY .....	12
STOLEN LOCALLY/RECOVERED BY OTHERS .....	6
STOLEN OUT OF TOWN/RECOVERED LOCALLY .....	0

## CHEYENNE COUNTY GRAND TOTALS

Value of Property  
1991

TYPE OF PROPERTY	STOLEN	RECOVERED
CURRENCY .....	\$ 930	\$ 70
JEWELRY .....	\$ 0	\$ 0
CLOTHING AND FURS .....	\$ 100	\$ 100
LOCALLY STOLEN MOTOR VEHICLES .....	\$ 27,700	\$ 27,000
OFFICE EQUIPMENT .....	\$ 0	\$ 0
TELEVISIONS, RADIOS, STEREOS, ETC. ....	\$ 550	\$ 550
FIREARMS .....	\$ 400	\$ 0
HOUSEHOLD GOODS .....	\$ 24,000	\$ 21,000
CONSUMABLE GOODS .....	\$ 0	\$ 0
LIVESTOCK .....	\$ 1,500	\$ 500
MISCELLANEOUS .....	\$ 3,051	\$ 125
<b>TOTAL</b>	<b>\$ 58,231</b>	<b>\$ 49,345</b>

### Value of Property Stolen by Offense

OFFENSE	VALUE
CRIMINAL HOMICIDE .....	\$ 0
FORCIBLE RAPE .....	\$ 0
ROBBERY .....	\$ 0
BURGLARY .....	\$ 24,900
LARCENY .....	\$ 5,631
MOTOR VEHICLE THEFT .....	\$ 27,700
<b>TOTAL</b>	<b>\$ 58,231</b>

### Stolen/Recovered Vehicles

STOLEN LOCALLY/RECOVERED LOCALLY .....	8
STOLEN LOCALLY/RECOVERED BY OTHERS .....	0
STOLEN OUT OF TOWN/RECOVERED LOCALLY .....	1

## CLEAR CREEK COUNTY GRAND TOTALS

Value of Property  
1991

TYPE OF PROPERTY	STOLEN	RECOVERED
CURRENCY .....	\$ 28,064	\$ 361
JEWELRY .....	\$ 3,801	\$ 83
CLOTHING AND FURS .....	\$ 10,909	\$ 335
LOCALLY STOLEN MOTOR VEHICLES .....	\$ 113,701	\$ 61,306
OFFICE EQUIPMENT .....	\$ 275	\$ 75
TELEVISIONS, RADIOS, STEREOS, ETC. ....	\$ 23,919	\$ 580
FIREARMS .....	\$ 6,045	\$ 1,100
HOUSEHOLD GOODS .....	\$ 7,170	\$ 0
CONSUMABLE GOODS .....	\$ 2,628	\$ 91
LIVESTOCK .....	\$ 350	\$ 275
MISCELLANEOUS .....	\$ 111,504	\$ 6,705
<b>TOTAL</b>	<b>\$ 308,366</b>	<b>\$ 70,911</b>

### Value of Property Stolen by Offense

OFFENSE	VALUE
CRIMINAL HOMICIDE .....	\$ 0
FORCIBLE RAPE .....	\$ 0
ROBBERY .....	\$ 190
BURGLARY .....	\$ 93,590
LARCENY .....	\$ 104,291
MOTOR VEHICLE THEFT .....	\$ 110,295
<b>TOTAL</b>	<b>\$ 308,366</b>

### Stolen/Recovered Vehicles

STOLEN LOCALLY/RECOVERED LOCALLY .....	7
STOLEN LOCALLY/RECOVERED BY OTHERS .....	5
STOLEN OUT OF TOWN/RECOVERED LOCALLY .....	14

## CONEJOS COUNTY GRAND TOTALS

Value of Property  
1991

TYPE OF PROPERTY	STOLEN	RECOVERED
CURRENCY .....	\$ 15,410	\$ 2,310
JEWELRY .....	\$ 1,289	\$ 0
CLOTHING AND FURS .....	\$ 100	\$ 0
LOCALLY STOLEN MOTOR VEHICLES .....	\$ 19,800	\$ 6,500
OFFICE EQUIPMENT .....	\$ 0	\$ 0
TELEVISIONS, RADIOS, STEREOs, ETC. ....	\$ 1,800	\$ 250
FIREARMS .....	\$ 13,240	\$ 11,705
HOUSEHOLD GOODS .....	\$ 1,850	\$ 0
CONSUMABLE GOODS .....	\$ 1,670	\$ 340
LIVESTOCK .....	\$ 2,050	\$ 0
MISCELLANEOUS .....	\$ 13,705	\$ 5,045
<b>TOTAL</b>	<b>\$ 70,914</b>	<b>\$ 26,150</b>

## COSTILLA COUNTY GRAND TOTALS

Value of Property  
1991

TYPE OF PROPERTY	STOLEN	RECOVERED
CURRENCY .....	\$ 7,069	\$ 165
JEWELRY .....	\$ 5,520	\$ 1,000
CLOTHING AND FURS .....	\$ 0	\$ 0
LOCALLY STOLEN MOTOR VEHICLES .....	\$ 13,500	\$ 12,600
OFFICE EQUIPMENT .....	\$ 3,500	\$ 0
TELEVISIONS, RADIOS, STEREOs, ETC. ....	\$ 5,275	\$ 450
FIREARMS .....	\$ 1,950	\$ 150
HOUSEHOLD GOODS .....	\$ 1,586	\$ 400
CONSUMABLE GOODS .....	\$ 200	\$ 100
LIVESTOCK .....	\$ 0	\$ 0
MISCELLANEOUS .....	\$ 17,172	\$ 1,200
<b>TOTAL</b>	<b>\$ 55,772</b>	<b>\$ 16,065</b>

### Value of Property Stolen by Offense

OFFENSE	VALUE
CRIMINAL HOMICIDE .....	\$ 0
FORCIBLE RAPE .....	\$ 0
ROBBERY .....	\$ 24,975
BURGLARY .....	\$ 11,600
LARCENY .....	\$ 14,539
MOTOR VEHICLE THEFT .....	\$ 19,800
<b>TOTAL</b>	<b>\$ 70,914</b>

### Value of Property Stolen by Offense

OFFENSE	VALUE
CRIMINAL HOMICIDE .....	\$ 0
FORCIBLE RAPE .....	\$ 0
ROBBERY .....	\$ 0
BURGLARY .....	\$ 25,428
LARCENY .....	\$ 16,844
MOTOR VEHICLE THEFT .....	\$ 13,500
<b>TOTAL</b>	<b>\$ 55,772</b>

### Stolen/Recovered Vehicles

STOLEN LOCALLY/RECOVERED LOCALLY .....	3
STOLEN LOCALLY/RECOVERED BY OTHERS .....	0
STOLEN OUT OF TOWN/RECOVERED LOCALLY .....	0

### Stolen/Recovered Vehicles

STOLEN LOCALLY/RECOVERED LOCALLY .....	1
STOLEN LOCALLY/RECOVERED BY OTHERS .....	1
STOLEN OUT OF TOWN/RECOVERED LOCALLY .....	0

**CROWLEY  
COUNTY GRAND TOTALS**  
Value of Property  
1991

TYPE OF PROPERTY	STOLEN	RECOVERED
CURRENCY	\$ 4,800	\$ 4,800
JEWELRY	\$ 0	\$ 0
CLOTHING AND FURS	\$ 0	\$ 0
LOCALLY STOLEN MOTOR VEHICLES	\$ 0	\$ 0
OFFICE EQUIPMENT	\$ 0	\$ 0
TELEVISIONS, RADIOS, STEREOS, ETC.	\$ 0	\$ 0
FIREARMS	\$ 0	\$ 0
HOUSEHOLD GOODS	\$ 0	\$ 0
CONSUMABLE GOODS	\$ 100	\$ 100
LIVESTOCK	\$ 0	\$ 0
MISCELLANEOUS	\$ 0	\$ 0
<b>TOTAL</b>	<b>\$ 4,900</b>	<b>\$ 4,900</b>

**Value of Property Stolen by Offense**

OFFENSE	VALUE
CRIMINAL HOMICIDE	\$ 0
FORCIBLE RAPE	\$ 0
ROBBERY	\$ 4,500
BURGLARY	\$ 0
LARCENY	\$ 400
MOTOR VEHICLE THEFT	\$ 0
<b>TOTAL</b>	<b>\$ 4,900</b>

**Stolen/Recovered Vehicles**

STOLEN LOCALLY/RECOVERED LOCALLY	0
STOLEN LOCALLY/RECOVERED BY OTHERS	0
STOLEN OUT OF TOWN/RECOVERED LOCALLY	0

**CUSTER  
COUNTY GRAND TOTALS**  
Value of Property  
1991

TYPE OF PROPERTY	STOLEN	RECOVERED
CURRENCY	\$ 3,000	\$ 1,700
JEWELRY	\$ 480	\$ 0
CLOTHING AND FURS	\$ 90	\$ 90
LOCALLY STOLEN MOTOR VEHICLES	\$ 4,650	\$ 4,650
OFFICE EQUIPMENT	\$ 0	\$ 0
TELEVISIONS, RADIOS, STEREOS, ETC.	\$ 939	\$ 260
FIREARMS	\$ 1,325	\$ 1,175
HOUSEHOLD GOODS	\$ 0	\$ 0
CONSUMABLE GOODS	\$ 768	\$ 68
LIVESTOCK	\$ 0	\$ 0
MISCELLANEOUS	\$ 34,388	\$ 21,243
<b>TOTAL</b>	<b>\$ 45,640</b>	<b>\$ 29,186</b>

**Value of Property Stolen by Offense**

OFFENSE	VALUE
CRIMINAL HOMICIDE	\$ 0
FORCIBLE RAPE	\$ 0
ROBBERY	\$ 0
BURGLARY	\$ 15,901
LARCENY	\$ 25,439
MOTOR VEHICLE THEFT	\$ 4,300
<b>TOTAL</b>	<b>\$ 45,640</b>

**Stolen/Recovered Vehicles**

STOLEN LOCALLY/RECOVERED LOCALLY	1
STOLEN LOCALLY/RECOVERED BY OTHERS	1
STOLEN OUT OF TOWN/RECOVERED LOCALLY	0

## DELTA COUNTY GRAND TOTALS Value of Property 1991

TYPE OF PROPERTY	STOLEN	RECOVERED
CURRENCY .....	\$ 25,842	\$ 2,638
JEWELRY .....	\$ 16,374	\$ 1,131
CLOTHING AND FURS .....	\$ 4,027	\$ 2,756
LOCALLY STOLEN MOTOR VEHICLES .....	\$ 51,995	\$ 37,675
OFFICE EQUIPMENT .....	\$ 4,895	\$ 1,225
TELEVISIONS, RADIOS, STEREOS, ETC. ....	\$ 32,792	\$ 7,475
FIREARMS .....	\$ 167,674	\$ 1,660
HOUSEHOLD GOODS .....	\$ 31,673	\$ 10,400
CONSUMABLE GOODS .....	\$ 5,190	\$ 530
LIVESTOCK .....	\$ 3,430	\$ 0
MISCELLANEOUS .....	\$ 81,946	\$ 9,874
<b>TOTAL</b>	<b>\$ 425,838</b>	<b>\$ 75,364</b>

### Value of Property Stolen by Offense

OFFENSE	VALUE
CRIMINAL HOMICIDE .....	\$ 0
FORCIBLE RAPE .....	\$ 0
ROBBERY .....	\$ 1,070
BURGLARY .....	\$ 310,132
LARCENY .....	\$ 76,921
MOTOR VEHICLE THEFT .....	\$ 37,715
<b>TOTAL</b>	<b>\$ 425,838</b>

### Stolen/Recovered Vehicles

STOLEN LOCALLY/RECOVERED LOCALLY .....	6
STOLEN LOCALLY/RECOVERED BY OTHERS .....	5
STOLEN OUT OF TOWN/RECOVERED LOCALLY .....	0

## DENVER COUNTY GRAND TOTALS Value of Property 1991

TYPE OF PROPERTY	STOLEN	RECOVERED
CURRENCY .....	\$ 1,221,983	\$ 35,280
JEWELRY .....	\$ 2,952,375	\$ 166,746
CLOTHING AND FURS .....	\$ 1,315,501	\$ 59,740
LOCALLY STOLEN MOTOR VEHICLES .....	\$ 21,239,603	\$ 6,336,091
OFFICE EQUIPMENT .....	\$ 1,176,461	\$ 40,229
TELEVISIONS, RADIOS, STEREOS, ETC. ....	\$ 5,373,053	\$ 213,832
FIREARMS .....	\$ 204,686	\$ 13,804
HOUSEHOLD GOODS .....	\$ 651,079	\$ 54,272
CONSUMABLE GOODS .....	\$ 157,784	\$ 4,640
LIVESTOCK .....	\$ 0	\$ 0
MISCELLANEOUS .....	\$ 6,007,138	\$ 387,437
<b>TOTAL</b>	<b>\$ 40,299,663</b>	<b>\$ 7,312,071</b>

### Value of Property Stolen by Offense

OFFENSE	VALUE
CRIMINAL HOMICIDE .....	\$ 0
FORCIBLE RAPE .....	\$ 20,902
ROBBERY .....	\$ 655,151
BURGLARY .....	\$ 9,073,007
LARCENY .....	\$ 10,348,597
MOTOR VEHICLE THEFT .....	\$ 20,202,006
<b>TOTAL</b>	<b>\$ 40,299,663</b>

### Stolen/Recovered Vehicles

STOLEN LOCALLY/RECOVERED LOCALLY .....	2,719
STOLEN LOCALLY/RECOVERED BY OTHERS .....	777
STOLEN OUT OF TOWN/RECOVERED LOCALLY .....	5



**DOLORES  
COUNTY GRAND TOTALS**  
Value of Property  
1991

TYPE OF PROPERTY	STOLEN	RECOVERED
CURRENCY	\$ 225	\$ 0
JEWELRY	\$ 0	\$ 0
CLOTHING AND FURS	\$ 0	\$ 0
LOCALLY STOLEN MOTOR VEHICLES	\$ 0	\$ 0
OFFICE EQUIPMENT	\$ 0	\$ 0
TELEVISIONS, RADIOS, STEREOs, ETC.	\$ 0	\$ 0
FIREARMS	\$ 1,359	\$ 810
HOUSEHOLD GOODS	\$ 2,720	\$ 0
CONSUMABLE GOODS	\$ 3,368	\$ 0
LIVESTOCK	\$ 0	\$ 0
MISCELLANEOUS	\$ 15,860	\$ 100
<b>TOTAL</b>	<b>\$ 23,532</b>	<b>\$ 910</b>

**Value of Property Stolen by Offense**

OFFENSE	VALUE
CRIMINAL HOMICIDE	\$ 0
FORCIBLE RAPE	\$ 0
ROBBERY	\$ 0
BURGLARY	\$ 10,297
LARCENY	\$ 13,235
MOTOR VEHICLE THEFT	\$ 0
<b>TOTAL</b>	<b>\$ 23,532</b>

**Stolen/Recovered Vehicles**

STOLEN LOCALLY/RECOVERED LOCALLY	0
STOLEN LOCALLY/RECOVERED BY OTHERS	0
STOLEN OUT OF TOWN/RECOVERED LOCALLY	0

**DOUGLAS  
COUNTY GRAND TOTALS**  
Value of Property  
1991

TYPE OF PROPERTY	STOLEN	RECOVERED
CURRENCY	\$ 60,306	\$ 1,640
JEWELRY	\$ 248,745	\$ 10,234
CLOTHING AND FURS	\$ 46,785	\$ 2,461
LOCALLY STOLEN MOTOR VEHICLES	\$ 345,228	\$ 199,092
OFFICE EQUIPMENT	\$ 22,364	\$ 225
TELEVISIONS, RADIOS, STEREOs, ETC.	\$ 198,494	\$ 7,882
FIREARMS	\$ 23,763	\$ 1,060
HOUSEHOLD GOODS	\$ 35,370	\$ 1,371
CONSUMABLE GOODS	\$ 6,668	\$ 770
LIVESTOCK	\$ 10,090	\$ 0
MISCELLANEOUS	\$ 704,252	\$ 39,209
<b>TOTAL</b>	<b>\$ 1,702,065</b>	<b>\$ 263,944</b>

**Value of Property Stolen by Offense**

OFFENSE	VALUE
CRIMINAL HOMICIDE	\$ 0
FORCIBLE RAPE	\$ 0
ROBBERY	\$ 2,481
BURGLARY	\$ 556,563
LARCENY	\$ 822,160
MOTOR VEHICLE THEFT	\$ 320,861
<b>TOTAL</b>	<b>\$ 1,702,065</b>

**Stolen/Recovered Vehicles**

STOLEN LOCALLY/RECOVERED LOCALLY	17
STOLEN LOCALLY/RECOVERED BY OTHERS	10
STOLEN OUT OF TOWN/RECOVERED LOCALLY	17

## EAGLE COUNTY GRAND TOTALS

Value of Property  
1991

TYPE OF PROPERTY	STOLEN	RECOVERED
CURRENCY	\$ 347,397	\$ 21,243
JEWELRY	\$ 170,365	\$ 11,493
CLOTHING AND FURS	\$ 275,760	\$ 12,691
LOCALLY STOLEN MOTOR VEHICLES	\$ 185,226	\$ 149,326
OFFICE EQUIPMENT	\$ 32,265	\$ 1,000
TELEVISIONS, RADIOS, STEREOS, ETC.	\$ 150,209	\$ 10,014
FIREARMS	\$ 21,513	\$ 2,020
HOUSEHOLD GOODS	\$ 76,535	\$ 100
CONSUMABLE GOODS	\$ 15,521	\$ 961
LIVESTOCK	\$ 1,208	\$ 0
MISCELLANEOUS	\$ 779,569	\$ 88,678
<b>TOTAL</b>	<b>\$ 2,055,568</b>	<b>\$ 297,526</b>

## ELBERT COUNTY GRAND TOTALS

Value of Property  
1991

TYPE OF PROPERTY	STOLEN	RECOVERED
CURRENCY	\$ 35,366	\$ 8,958
JEWELRY	\$ 21,084	\$ 11,250
CLOTHING AND FURS	\$ 124	\$ 0
LOCALLY STOLEN MOTOR VEHICLES	\$ 26,096	\$ 6,000
OFFICE EQUIPMENT	\$ 2,443	\$ 0
TELEVISIONS, RADIOS, STEREOS, ETC.	\$ 14,416	\$ 1,760
FIREARMS	\$ 7,850	\$ 2,550
HOUSEHOLD GOODS	\$ 21,340	\$ 0
CONSUMABLE GOODS	\$ 441	\$ 25
LIVESTOCK	\$ 16,250	\$ 100
MISCELLANEOUS	\$ 71,035	\$ 15,686
<b>TOTAL</b>	<b>\$ 216,445</b>	<b>\$ 46,329</b>

### Value of Property Stolen by Offense

OFFENSE	VALUE
CRIMINAL HOMICIDE	\$ 0
FORCIBLE RAPE	\$ 0
ROBBERY	\$ 770
BURGLARY	\$ 350,417
LARCENY	\$ 1,519,155
MOTOR VEHICLE THEFT	\$ 185,226
<b>TOTAL</b>	<b>\$ 2,055,568</b>

### Value of Property Stolen by Offense

OFFENSE	VALUE
CRIMINAL HOMICIDE	\$ 0
FORCIBLE RAPE	\$ 0
ROBBERY	\$ 504
BURGLARY	\$ 36,810
LARCENY	\$ 153,731
MOTOR VEHICLE THEFT	\$ 25,400
<b>TOTAL</b>	<b>\$ 216,445</b>

### Stolen/Recovered Vehicles

STOLEN LOCALLY/RECOVERED LOCALLY	16
STOLEN LOCALLY/RECOVERED BY OTHERS	9
STOLEN OUT OF TOWN/RECOVERED LOCALLY	4

### Stolen/Recovered Vehicles

STOLEN LOCALLY/RECOVERED LOCALLY	0
STOLEN LOCALLY/RECOVERED BY OTHERS	3
STOLEN OUT OF TOWN/RECOVERED LOCALLY	1

**EL PASO  
COUNTY GRAND TOTALS**  
Value of Property  
1991

TYPE OF PROPERTY	STOLEN	RECOVERED
CURRENCY	\$ 999,836	\$ 24,300
JEWELRY	\$ 1,781,406	\$ 91,516
CLOTHING AND FURS	\$ 724,660	\$ 105,844
LOCALLY STOLEN MOTOR VEHICLES	\$ 6,182,353	\$ 5,078,645
OFFICE EQUIPMENT	\$ 500,209	\$ 41,946
TELEVISIONS, RADIOS, STEREOS, ETC.	\$ 2,566,604	\$ 181,059
FIREARMS	\$ 295,659	\$ 55,301
HOUSEHOLD GOODS	\$ 277,042	\$ 21,860
CONSUMABLE GOODS	\$ 136,334	\$ 18,372
LIVESTOCK	\$ 5,810	\$ 110
MISCELLANEOUS	\$ 4,059,868	\$ 585,500
<b>TOTAL</b>	<b>\$ 17,529,781</b>	<b>\$ 6,204,453</b>

**Value of Property Stolen by Offense**

OFFENSE	VALUE
CRIMINAL HOMICIDE	\$ 800
FORCIBLE RAPE	\$ 1,495
ROBBERY	\$ 377,214
BURGLARY	\$ 5,909,429
LARCENY	\$ 5,200,288
MOTOR VEHICLE THEFT	\$ 6,040,555
<b>TOTAL</b>	<b>\$ 17,529,781</b>

**Stolen/Recovered Vehicles**

STOLEN LOCALLY/RECOVERED LOCALLY	.872
STOLEN LOCALLY/RECOVERED BY OTHERS	.191
STOLEN OUT OF TOWN/RECOVERED LOCALLY	.147

**FREMONT  
COUNTY GRAND TOTALS**  
Value of Property  
1991

TYPE OF PROPERTY	STOLEN	RECOVERED
CURRENCY	\$ 43,546	\$ 8,546
JEWELRY	\$ 45,069	\$ 3,526
CLOTHING AND FURS	\$ 3,785	\$ 157
LOCALLY STOLEN MOTOR VEHICLES	\$ 122,642	\$ 83,391
OFFICE EQUIPMENT	\$ 4,715	\$ 0
TELEVISIONS, RADIOS, STEREOS, ETC.	\$ 42,827	\$ 3,294
FIREARMS	\$ 23,207	\$ 1,170
HOUSEHOLD GOODS	\$ 14,343	\$ 320
CONSUMABLE GOODS	\$ 5,067	\$ 1,407
LIVESTOCK	\$ 8,488	\$ 0
MISCELLANEOUS	\$ 156,308	\$ 18,646
<b>TOTAL</b>	<b>\$ 469,997</b>	<b>\$ 120,457</b>

**Value of Property Stolen by Offense**

OFFENSE	VALUE
CRIMINAL HOMICIDE	\$ 0
FORCIBLE RAPE	\$ 0
ROBBERY	\$ 1,110
BURGLARY	\$ 133,580
LARCENY	\$ 212,517
MOTOR VEHICLE THEFT	\$ 122,790
<b>TOTAL</b>	<b>\$ 469,997</b>

**Stolen/Recovered Vehicles**

STOLEN LOCALLY/RECOVERED LOCALLY	.25
STOLEN LOCALLY/RECOVERED BY OTHERS	.9
STOLEN OUT OF TOWN/RECOVERED LOCALLY	.6

## GARFIELD COUNTY GRAND TOTALS

Value of Property  
1991

TYPE OF PROPERTY	STOLEN	RECOVERED
CURRENCY .....	\$ 98,438	\$ 13,335
JEWELRY .....	\$ 38,488	\$ 500
CLOTHING AND FURS .....	\$ 11,372	\$ 1,818
LOCALLY STOLEN MOTOR VEHICLES .....	\$ 240,906	\$ 206,746
OFFICE EQUIPMENT .....	\$ 6,800	\$ 0
TELEVISIONS, RADIOS, STEREOS, ETC. ....	\$ 61,177	\$ 6,903
FIREARMS .....	\$ 18,386	\$ 1,363
HOUSEHOLD GOODS .....	\$ 1,011	\$ 325
CONSUMABLE GOODS .....	\$ 7,962	\$ 1,871
LIVESTOCK .....	\$ 50	\$ 0
MISCELLANEOUS .....	\$ 282,914	\$ 35,624
<b>TOTAL</b>	<b>\$ 767,504</b>	<b>\$ 268,485</b>

## GILPIN COUNTY GRAND TOTALS

Value of Property  
1991

TYPE OF PROPERTY	STOLEN	RECOVERED
CURRENCY .....	\$ 4,357	\$ 27
JEWELRY .....	\$ 4,067	\$ 0
CLOTHING AND FURS .....	\$ 2,815	\$ 981
LOCALLY STOLEN MOTOR VEHICLES .....	\$ 95,107	\$ 10,950
OFFICE EQUIPMENT .....	\$ 0	\$ 0
TELEVISIONS, RADIOS, STEREOS, ETC. ....	\$ 11,139	\$ 0
FIREARMS .....	\$ 620	\$ 0
HOUSEHOLD GOODS .....	\$ 2,565	\$ 0
CONSUMABLE GOODS .....	\$ 475	\$ 0
LIVESTOCK .....	\$ 0	\$ 0
MISCELLANEOUS .....	\$ 145,643	\$ 2,338
<b>TOTAL</b>	<b>\$ 266,788</b>	<b>\$ 14,296</b>

### Value of Property Stolen by Offense

OFFENSE	VALUE
CRIMINAL HOMICIDE .....	\$ 0
FORCIBLE RAPE .....	\$ 0
ROBBERY .....	\$ 980
BURGLARY .....	\$ 241,380
LARCENY .....	\$ 294,238
MOTOR VEHICLE THEFT .....	\$ 230,906
<b>TOTAL</b>	<b>\$ 767,504</b>

### Value of Property Stolen by Offense

OFFENSE	VALUE
CRIMINAL HOMICIDE .....	\$ 0
FORCIBLE RAPE .....	\$ 0
ROBBERY .....	\$ 7
BURGLARY .....	\$ 132,191
LARCENY .....	\$ 39,483
MOTOR VEHICLE THEFT .....	\$ 95,107
<b>TOTAL</b>	<b>\$ 266,788</b>

### Stolen/Recovered Vehicles

STOLEN LOCALLY/RECOVERED LOCALLY .....	23
STOLEN LOCALLY/RECOVERED BY OTHERS .....	18
STOLEN OUT OF TOWN/RECOVERED LOCALLY .....	4

### Stolen/Recovered Vehicles

STOLEN LOCALLY/RECOVERED LOCALLY .....	1
STOLEN LOCALLY/RECOVERED BY OTHERS .....	1
STOLEN OUT OF TOWN/RECOVERED LOCALLY .....	8

**GRAND  
COUNTY GRAND TOTALS**  
Value of Property  
1991

TYPE OF PROPERTY	STOLEN	RECOVERED
CURRENCY	\$ 44,604	\$ 6,226
JEWELRY	\$ 16,289	\$ 8,980
CLOTHING AND FURS	\$ 12,460	\$ 5,652
LOCALLY STOLEN MOTOR VEHICLES	\$ 77,428	\$ 65,094
OFFICE EQUIPMENT	\$ 1,832	\$ 650
TELEVISIONS, RADIOS, STEREOS, ETC.	\$ 33,967	\$ 10,292
FIREARMS	\$ 5,705	\$ 3,675
HOUSEHOLD GOODS	\$ 9,072	\$ 2,396
CONSUMABLE GOODS	\$ 2,841	\$ 700
LIVESTOCK	\$ 500	\$ 0
MISCELLANEOUS	\$ 94,401	\$ 12,727
<b>TOTAL</b>	<b>\$ 299,099</b>	<b>\$ 116,392</b>

**GUNNISON  
COUNTY GRAND TOTALS**  
Value of Property  
1991

TYPE OF PROPERTY	STOLEN	RECOVERED
CURRENCY	\$ 34,096	\$ 3,465
JEWELRY	\$ 10,725	\$ 126
CLOTHING AND FURS	\$ 7,727	\$ 1,143
LOCALLY STOLEN MOTOR VEHICLES	\$ 228,430	\$ 233,830
OFFICE EQUIPMENT	\$ 3,570	\$ 0
TELEVISIONS, RADIOS, STEREOS, ETC.	\$ 43,376	\$ 1,014
FIREARMS	\$ 4,665	\$ 400
HOUSEHOLD GOODS	\$ 73,890	\$ 15,203
CONSUMABLE GOODS	\$ 903	\$ 293
LIVESTOCK	\$ 2,700	\$ 0
MISCELLANEOUS	\$ 104,948	\$ 11,224
<b>TOTAL</b>	<b>\$ 515,030</b>	<b>\$ 266,698</b>

**Value of Property Stolen by Offense**

OFFENSE	VALUE
CRIMINAL HOMICIDE	\$ 0
FORCIBLE RAPE	\$ 27
ROBBERY	\$ 0
BURGLARY	\$ 81,274
LARCENY	\$ 139,960
MOTOR VEHICLE THEFT	\$ 77,838
<b>TOTAL</b>	<b>\$ 299,099</b>

**Value of Property Stolen by Offense**

OFFENSE	VALUE
CRIMINAL HOMICIDE	\$ 0
FORCIBLE RAPE	\$ 0
ROBBERY	\$ 62
BURGLARY	\$ 70,727
LARCENY	\$ 219,606
MOTOR VEHICLE THEFT	\$ 224,635
<b>TOTAL</b>	<b>\$ 515,030</b>

**Stolen/Recovered Vehicles**

STOLEN LOCALLY/RECOVERED LOCALLY	10
STOLEN LOCALLY/RECOVERED BY OTHERS	3
STOLEN OUT OF TOWN/RECOVERED LOCALLY	1

**Stolen/Recovered Vehicles**

STOLEN LOCALLY/RECOVERED LOCALLY	39
STOLEN LOCALLY/RECOVERED BY OTHERS	7
STOLEN OUT OF TOWN/RECOVERED LOCALLY	0

**HINSDALE  
COUNTY GRAND TOTALS**  
Value of Property  
1991

TYPE OF PROPERTY	STOLEN	RECOVERED
CURRENCY .....	\$ 35	\$ 0
JEWELRY .....	\$ 13,440	\$ 0
CLOTHING AND FURS .....	\$ 0	\$ 0
LOCALLY STOLEN MOTOR VEHICLES .....	\$ 8,000	\$ 8,000
OFFICE EQUIPMENT .....	\$ 0	\$ 0
TELEVISIONS, RADIOS, STEREOs, ETC. ....	\$ 0	\$ 0
FIREARMS .....	\$ 0	\$ 0
HOUSEHOLD GOODS .....	\$ 0	\$ 0
CONSUMABLE GOODS .....	\$ 0	\$ 0
LIVESTOCK .....	\$ 0	\$ 0
MISCELLANEOUS .....	\$ 2,335	\$ 0
<b>TOTAL</b>	<b>\$ 23,810</b>	<b>\$ 8,000</b>

**Value of Property Stolen by Offense**

OFFENSE	VALUE
CRIMINAL HOMICIDE .....	\$ 0
FORCIBLE RAPE .....	\$ 0
ROBBERY .....	\$ 0
BURGLARY .....	\$ 155
LARCENY .....	\$ 15,655
MOTOR VEHICLE THEFT .....	\$ 8,000
<b>TOTAL</b>	<b>\$ 23,810</b>

**Stolen/Recovered Vehicles**

STOLEN LOCALLY/RECOVERED LOCALLY .....	1
STOLEN LOCALLY/RECOVERED BY OTHERS .....	0
STOLEN OUT OF TOWN/RECOVERED LOCALLY .....	0

**HUERFANO  
COUNTY GRAND TOTALS**  
Value of Property  
1991

TYPE OF PROPERTY	STOLEN	RECOVERED
CURRENCY .....	\$ 3,804	\$ 0
JEWELRY .....	\$ 17,235	\$ 150
CLOTHING AND FURS .....	\$ 738	\$ 52
LOCALLY STOLEN MOTOR VEHICLES .....	\$ 23,800	\$ 12,400
OFFICE EQUIPMENT .....	\$ 0	\$ 0
TELEVISIONS, RADIOS, STEREOs, ETC. ....	\$ 8,344	\$ 650
FIREARMS .....	\$ 1,860	\$ 0
HOUSEHOLD GOODS .....	\$ 230	\$ 16
CONSUMABLE GOODS .....	\$ 1,907	\$ 279
LIVESTOCK .....	\$ 4,450	\$ 0
MISCELLANEOUS .....	\$ 34,362	\$ 1,252
<b>TOTAL</b>	<b>\$ 96,730</b>	<b>\$ 14,799</b>

**Value of Property Stolen by Offense**

OFFENSE	VALUE
CRIMINAL HOMICIDE .....	\$ 0
FORCIBLE RAPE .....	\$ 0
ROBBERY .....	\$ 0
BURGLARY .....	\$ 22,536
LARCENY .....	\$ 51,094
MOTOR VEHICLE THEFT .....	\$ 23,100
<b>TOTAL</b>	<b>\$ 96,730</b>

**Stolen/Recovered Vehicles**

STOLEN LOCALLY/RECOVERED LOCALLY .....	1
STOLEN LOCALLY/RECOVERED BY OTHERS .....	7
STOLEN OUT OF TOWN/RECOVERED LOCALLY .....	0

## JACKSON COUNTY GRAND TOTALS

Value of Property  
1991

TYPE OF PROPERTY	STOLEN	RECOVERED
CURRENCY .....	\$ 1,243	\$ 77
JEWELRY .....	\$ 8,573	\$ 8,573
CLOTHING AND FURS .....	\$ 15	\$ 0
LOCALLY STOLEN MOTOR VEHICLES .....	\$ 10,400	\$ 10,400
OFFICE EQUIPMENT .....	\$ 0	\$ 0
TELEVISIONS, RADIOS, STEREOS, ETC. ....	\$ 95	\$ 0
FIREARMS .....	\$ 5,421	\$ 3,250
HOUSEHOLD GOODS .....	\$ 0	\$ 0
CONSUMABLE GOODS .....	\$ 0	\$ 0
LIVESTOCK .....	\$ 300	\$ 0
MISCELLANEOUS .....	\$ 12,737	\$ 299
<b>TOTAL</b>	<b>\$ 38,734</b>	<b>\$ 22,599</b>

### Value of Property Stolen by Offense

OFFENSE	VALUE
CRIMINAL HOMICIDE .....	\$ 0
FORCIBLE RAPE .....	\$ 0
ROBBERY .....	\$ 0
BURGLARY .....	\$ 11,823
LARCENY .....	\$ 16,561
MOTOR VEHICLE THEFT .....	10,400
<b>TOTAL</b>	<b>\$ 38,784</b>

### Stolen/Recovered Vehicles

STOLEN LOCALLY/RECOVERED LOCALLY .....	0
STOLEN LOCALLY/RECOVERED BY OTHERS .....	1
STOLEN OUT OF TOWN/RECOVERED LOCALLY .....	0

## JEFFERSON COUNTY GRAND TOTALS

Value of Property  
1991

TYPE OF PROPERTY	STOLEN	RECOVERED
CURRENCY .....	\$ 726,040	\$ 16,466
JEWELRY .....	\$ 1,707,463	\$ 91,536
CLOTHING AND FURS .....	\$ 407,460	\$ 80,922
LOCALLY STOLEN MOTOR VEHICLES .....	\$ 6,540,774	\$ 5,169,643
OFFICE EQUIPMENT .....	\$ 574,324	\$ 71,933
TELEVISIONS, RADIOS, STEREOS, ETC. ....	\$ 1,984,124	\$ 120,292
FIREARMS .....	\$ 166,477	\$ 17,413
HOUSEHOLD GOODS .....	\$ 177,086	\$ 45,188
CONSUMABLE GOODS .....	\$ 97,095	\$ 21,936
LIVESTOCK .....	\$ 15,231	\$ 2,800
MISCELLANEOUS .....	\$ 3,946,742	\$ 341,063
<b>TOTAL</b>	<b>\$ 16,342,816</b>	<b>\$ 5,979,192</b>

### Value of Property Stolen by Offense

OFFENSE	VALUE
CRIMINAL HOMICIDE .....	\$ 0
FORCIBLE RAPE .....	\$ 403
ROBBERY .....	\$ 128,519
BURGLARY .....	\$ 4,843,729
LARCENY .....	\$ 4,947,983
MOTOR VEHICLE THEFT .....	\$ 6,422,182
<b>TOTAL</b>	<b>\$ 16,342,816</b>

### Stolen/Recovered Vehicles

STOLEN LOCALLY/RECOVERED LOCALLY .....	329
STOLEN LOCALLY/RECOVERED BY OTHERS .....	506
STOLEN OUT OF TOWN/RECOVERED LOCALLY .....	211

## KIOWA COUNTY GRAND TOTALS

Value of Property  
1991

TYPE OF PROPERTY	STOLEN	RECOVERED
CURRENCY .....	\$ 458	\$ 0
JEWELRY .....	\$ 0	\$ 0
CLOTHING AND FURS .....	\$ 0	\$ 0
LOCALLY STOLEN MOTOR VEHICLES .....	\$ 14,167	\$ 8,300
OFFICE EQUIPMENT .....	\$ 0	\$ 0
TELEVISIONS, RADIOS, STEREOS, ETC. ....	\$ 2,500	\$ 300
FIREARMS .....	\$ 0	\$ 0
HOUSEHOLD GOODS .....	\$ 120	\$ 120
CONSUMABLE GOODS .....	\$ 0	\$ 0
LIVESTOCK .....	\$ 7,250	\$ 1,275
MISCELLANEOUS .....	\$ 1,227	\$ 517
<b>TOTAL</b>	<b>\$ 25,722</b>	<b>\$ 10,512</b>

### Value of Property Stolen by Offense

OFFENSE	VALUE
CRIMINAL HOMICIDE .....	\$ 0
FORCIBLE RAPE .....	\$ 0
ROBBERY .....	\$ 4,800
BURGLARY .....	\$ 1,078
LARCENY .....	\$ 10,477
MOTOR VEHICLE THEFT .....	\$ 9,367
<b>TOTAL</b>	<b>\$ 25,722</b>

### Stolen/Recovered Vehicles

STOLEN LOCALLY/RECOVERED LOCALLY .....	2
STOLEN LOCALLY/RECOVERED BY OTHERS .....	0
STOLEN OUT OF TOWN/RECOVERED LOCALLY .....	1

## KIT CARSON COUNTY GRAND TOTALS

Value of Property  
1991

TYPE OF PROPERTY	STOLEN	RECOVERED
CURRENCY .....	\$ 4,359	\$ 37
JEWELRY .....	\$ 17,795	\$ 0
CLOTHING AND FURS .....	\$ 942	\$ 197
LOCALLY STOLEN MOTOR VEHICLES .....	\$ 70,250	\$ 73,919
OFFICE EQUIPMENT .....	\$ 3,640	\$ 3,000
TELEVISIONS, RADIOS, STEREOS, ETC. ....	\$ 4,251	\$ 56
FIREARMS .....	\$ 4,749	\$ 1,090
HOUSEHOLD GOODS .....	\$ 53	\$ 53
CONSUMABLE GOODS .....	\$ 1,176	\$ 109
LIVESTOCK .....	\$ 12,550	\$ 250
MISCELLANEOUS .....	\$ 42,200	\$ 12,178
<b>TOTAL</b>	<b>\$ 161,965</b>	<b>\$ 90,889</b>

### Value of Property Stolen by Offense

OFFENSE	VALUE
CRIMINAL HOMICIDE .....	\$ 0
FORCIBLE RAPE .....	\$ 0
ROBBERY .....	\$ 0
BURGLARY .....	\$ 37,077
LARCENY .....	\$ 57,638
MOTOR VEHICLE THEFT .....	\$ 67,250
<b>TOTAL</b>	<b>\$ 161,965</b>

### Stolen/Recovered Vehicles

STOLEN LOCALLY/RECOVERED LOCALLY .....	6
STOLEN LOCALLY/RECOVERED BY OTHERS .....	5
STOLEN OUT OF TOWN/RECOVERED LOCALLY .....	9



**LAKE  
COUNTY GRAND TOTALS**  
Value of Property  
1991

TYPE OF PROPERTY	STOLEN	RECOVERED
CURRENCY	\$ 22,509	\$ 927
JEWELRY	\$ 860	\$ 0
CLOTHING AND FURS	\$ 2,079	\$ 0
LOCALLY STOLEN MOTOR VEHICLES	\$ 52,158	\$ 43,258
OFFICE EQUIPMENT	\$ 0	\$ 0
TELEVISIONS, RADIOS, STEREOs, ETC.	\$ 8,729	\$ 354
FIREARMS	\$ 2,738	\$ 2,108
HOUSEHOLD GOODS	\$ 2,085	\$ 0
CONSUMABLE GOODS	\$ 497	\$ 201
LIVESTOCK	\$ 0	\$ 0
MISCELLANEOUS	\$ 34,085	\$ 361
<b>TOTAL</b>	<b>\$ 125,740</b>	<b>\$ 47,209</b>

**Value of Property Stolen by Offense**

OFFENSE	VALUE
CRIMINAL HOMICIDE	\$ 0
FORCIBLE RAPE	\$ 0
ROBBERY	\$ 0
BURGLARY	\$ 17,922
LARCENY	\$ 55,660
MOTOR VEHICLE THEFT	\$ 52,158
<b>TOTAL</b>	<b>\$ 125,740</b>

**Stolen/Recovered Vehicles**

STOLEN LOCALLY/RECOVERED LOCALLY	6
STOLEN LOCALLY/RECOVERED BY OTHERS	3
STOLEN OUT OF TOWN/RECOVERED LOCALLY	0

**LA PLATA  
COUNTY GRAND TOTALS**  
Value of Property  
1991

TYPE OF PROPERTY	STOLEN	RECOVERED
CURRENCY	\$ 125,629	\$ 4,419
JEWELRY	\$ 129,132	\$ 2,312
CLOTHING AND FURS	\$ 24,536	\$ 2,972
LOCALLY STOLEN MOTOR VEHICLES	\$ 240,571	\$ 193,792
OFFICE EQUIPMENT	\$ 6,821	\$ 31
TELEVISIONS, RADIOS, STEREOs, ETC.	\$ 96,505	\$ 13,473
FIREARMS	\$ 23,693	\$ 429
HOUSEHOLD GOODS	\$ 11,297	\$ 1,394
CONSUMABLE GOODS	\$ 6,020	\$ 487
LIVESTOCK	\$ 187,430	\$ 0
MISCELLANEOUS	\$ 415,875	\$ 30,063
<b>TOTAL</b>	<b>\$ 1,267,509</b>	<b>\$ 249,372</b>

**Value of Property Stolen by Offense**

OFFENSE	VALUE
CRIMINAL HOMICIDE	\$ 0
FORCIBLE RAPE	\$ 0
ROBBERY	\$ 0
BURGLARY	\$ 237,787
LARCENY	\$ 788,051
MOTOR VEHICLE THEFT	\$ 241,671
<b>TOTAL</b>	<b>\$ 1,267,509</b>

**Stolen/Recovered Vehicles**

STOLEN LOCALLY/RECOVERED LOCALLY	14
STOLEN LOCALLY/RECOVERED BY OTHERS	8
STOLEN OUT OF TOWN/RECOVERED LOCALLY	6

**LARIMER  
COUNTY GRAND TOTALS**  
Value of Property  
1991

TYPE OF PROPERTY	STOLEN	RECOVERED
CURRENCY	\$ 161,662	\$ 6,133
JEWELRY	\$ 217,953	\$ 6,823
CLOTHING AND FURS	\$ 102,543	\$ 21,413
LOCALLY STOLEN MOTOR VEHICLES	\$ 1,079,205	\$ 577,660
OFFICE EQUIPMENT	\$ 96,742	\$ 5,602
TELEVISIONS, RADIOS, STEREOS, ETC.	\$ 642,852	\$ 46,656
FIREARMS	\$ 52,962	\$ 11,857
HOUSEHOLD GOODS	\$ 126,751	\$ 3,040
CONSUMABLE GOODS	\$ 33,236	\$ 4,267
LIVESTOCK	\$ 8,800	\$ 530
MISCELLANEOUS	\$ 1,295,437	\$ 74,826
<b>TOTAL</b>	<b>\$ 3,818,143</b>	<b>\$ 758,807</b>

**Value of Property Stolen by Offense**

OFFENSE	VALUE
CRIMINAL HOMICIDE	\$ 0
FORCIBLE RAPE	\$ 164
ROBBERY	\$ 5,669
BURGLARY	\$ 918,492
LARCENY	\$ 1,842,915
MOTOR VEHICLE THEFT	\$ 1,050,903
<b>TOTAL</b>	<b>\$ 3,818,143</b>

**Stolen/Recovered Vehicles**

STOLEN LOCALLY/RECOVERED LOCALLY	122
STOLEN LOCALLY/RECOVERED BY OTHERS	35
STOLEN OUT OF TOWN/RECOVERED LOCALLY	3

**LAS ANIMAS  
COUNTY GRAND TOTALS**  
Value of Property  
1991

TYPE OF PROPERTY	STOLEN	RECOVERED
CURRENCY	\$ 18,002	\$ 2,121
JEWELRY	\$ 18,165	\$ 1,320
CLOTHING AND FURS	\$ 19,116	\$ 8,568
LOCALLY STOLEN MOTOR VEHICLES	\$ 186,096	\$ 143,600
OFFICE EQUIPMENT	\$ 4,413	\$ 1,956
TELEVISIONS, RADIOS, STEREOS, ETC.	\$ 49,739	\$ 4,211
FIREARMS	\$ 13,763	\$ 1,300
HOUSEHOLD GOODS	\$ 24,214	\$ 0
CONSUMABLE GOODS	\$ 6,717	\$ 183
LIVESTOCK	\$ 0	\$ 0
MISCELLANEOUS	\$ 85,931	\$ 8,590
<b>TOTAL</b>	<b>\$ 426,156</b>	<b>\$ 171,849</b>

**Value of Property Stolen by Offense**

OFFENSE	VALUE
CRIMINAL HOMICIDE	\$ 0
FORCIBLE RAPE	\$ 0
ROBBERY	\$ 761
BURGLARY	\$ 150,367
LARCENY	\$ 92,076
MOTOR VEHICLE THEFT	\$ 182,952
<b>TOTAL</b>	<b>\$ 426,156</b>

**Stolen/Recovered Vehicles**

STOLEN LOCALLY/RECOVERED LOCALLY	20
STOLEN LOCALLY/RECOVERED BY OTHERS	4
STOLEN OUT OF TOWN/RECOVERED LOCALLY	1

**LINCOLN  
COUNTY GRAND TOTALS**  
Value of Property  
1991

TYPE OF PROPERTY	STOLEN	RECOVERED
CURRENCY	\$ 12,838	\$ 12,106
JEWELRY	\$ 500	\$ 0
CLOTHING AND FURS	\$ 0	\$ 0
LOCALLY STOLEN MOTOR VEHICLES	\$ 18,500	\$ 12,000
OFFICE EQUIPMENT	\$ 1,304	\$ 0
TELEVISIONS, RADIOS, STEREOs, ETC.	\$ 1,410	\$ 0
FIREARMS	\$ 0	\$ 0
HOUSEHOLD GOODS	\$ 363	\$ 27
CONSUMABLE GOODS	\$ 507	\$ 273
LIVESTOCK	\$ 0	\$ 0
MISCELLANEOUS	\$ 9,284	\$ 1,613
<b>TOTAL</b>	<b>\$ 44,706</b>	<b>\$ 26,019</b>

**LOGAN  
COUNTY GRAND TOTALS**  
Value of Property  
1991

TYPE OF PROPERTY	STOLEN	RECOVERED
CURRENCY	\$ 24,197	\$ 389
JEWELRY	\$ 11,326	\$ 248
CLOTHING AND FURS	\$ 4,431	\$ 939
LOCALLY STOLEN MOTOR VEHICLES	\$ 333,454	\$ 334,724
OFFICE EQUIPMENT	\$ 3,169	\$ 0
TELEVISIONS, RADIOS, STEREOs, ETC.	\$ 42,315	\$ 6,538
FIREARMS	\$ 3,202	\$ 300
HOUSEHOLD GOODS	\$ 1,760	\$ 950
CONSUMABLE GOODS	\$ 3,068	\$ 611
LIVESTOCK	\$ 1,700	\$ 0
MISCELLANEOUS	\$ 65,190	\$ 8,418
<b>TOTAL</b>	<b>\$ 493,812</b>	<b>\$ 353,117</b>

**Value of Property Stolen by Offense**

OFFENSE	VALUE
CRIMINAL HOMICIDE	\$ 0
FORCIBLE RAPE	\$ 0
ROBBERY	\$ 0
BURGLARY	\$ 5,261
LARCENY	\$ 20,945
MOTOR VEHICLE THEFT	\$ 18,500
<b>TOTAL</b>	<b>\$ 44,706</b>

**Value of Property Stolen by Offense**

OFFENSE	VALUE
CRIMINAL HOMICIDE	\$ 0
FORCIBLE RAPE	\$ 0
ROBBERY	\$ 817
BURGLARY	\$ 324,370
LARCENY	\$ 105,110
MOTOR VEHICLE THEFT	\$ 63,515
<b>TOTAL</b>	<b>\$ 493,812</b>

**Stolen/Recovered Vehicles**

STOLEN LOCALLY/RECOVERED LOCALLY	0
STOLEN LOCALLY/RECOVERED BY OTHERS	1
STOLEN OUT OF TOWN/RECOVERED LOCALLY	6

**Stolen/Recovered Vehicles**

STOLEN LOCALLY/RECOVERED LOCALLY	18
STOLEN LOCALLY/RECOVERED BY OTHERS	1
STOLEN OUT OF TOWN/RECOVERED LOCALLY	0

## MESA COUNTY GRAND TOTALS Value of Property 1991

TYPE OF PROPERTY	STOLEN	RECOVERED
CURRENCY	\$ 448,424	\$ 2,477
JEWELRY	\$ 147,114	\$ 10,304
CLOTHING AND FURS	\$ 69,110	\$ 12,656
LOCALLY STOLEN MOTOR VEHICLES	\$ 977,993	\$ 733,308
OFFICE EQUIPMENT	\$ 33,300	\$ 1,649
TELEVISIONS, RADIOS, STEREOS, ETC.	\$ 340,228	\$ 33,384
FIREARMS	\$ 92,325	\$ 14,584
HOUSEHOLD GOODS	\$ 60,719	\$ 2,751
CONSUMABLE GOODS	\$ 27,254	\$ 7,130
LIVESTOCK	\$ 2,380	\$ 3
MISCELLANEOUS	\$ 782,605	\$ 52,678
<b>TOTAL</b>	<b>\$ 2,981,452</b>	<b>\$ 870,924</b>

### Value of Property Stolen by Offense

OFFENSE	VALUE
CRIMINAL HOMICIDE	\$ 0
FORCIBLE RAPE	\$ 0
ROBBERY	\$ 14,018
BURGLARY	\$ 953,599
LARCENY	\$ 1,058,576
MOTOR VEHICLE THEFT	\$ 955,259
<b>TOTAL</b>	<b>\$ 2,981,452</b>

### Stolen/Recovered Vehicles

STOLEN LOCALLY/RECOVERED LOCALLY	131
STOLEN LOCALLY/RECOVERED BY OTHERS	29
STOLEN OUT OF TOWN/RECOVERED LOCALLY	5

## MINERAL COUNTY GRAND TOTALS Value of Property 1991

TYPE OF PROPERTY	STOLEN	RECOVERED
CURRENCY	\$ 0	\$ 0
JEWELRY	\$ 0	\$ 0
CLOTHING AND FURS	\$ 330	\$ 0
LOCALLY STOLEN MOTOR VEHICLES	\$ 5,000	\$ 26,000
OFFICE EQUIPMENT	\$ 0	\$ 0
TELEVISIONS, RADIOS, STEREOS, ETC.	\$ 0	\$ 200
FIREARMS	\$ 0	\$ 0
HOUSEHOLD GOODS	\$ 0	\$ 0
CONSUMABLE GOODS	\$ 337	\$ 0
LIVESTOCK	\$ 0	\$ 0
MISCELLANEOUS	\$ 3,530	\$ 83,506
<b>TOTAL</b>	<b>\$ 9,197</b>	<b>\$ 109,706</b>

### Value of Property Stolen by Offense

OFFENSE	VALUE
CRIMINAL HOMICIDE	\$ 0
FORCIBLE RAPE	\$ 0
ROBBERY	\$ 0
BURGLARY	\$ 2,067
LARCENY	\$ 2,130
MOTOR VEHICLE THEFT	\$ 5,000
<b>TOTAL</b>	<b>\$ 9,197</b>

### Stolen/Recovered Vehicles

STOLEN LOCALLY/RECOVERED LOCALLY	1
STOLEN LOCALLY/RECOVERED BY OTHERS	1
STOLEN OUT OF TOWN/RECOVERED LOCALLY	0

## MOFFAT COUNTY GRAND TOTALS

Value of Property  
1991

TYPE OF PROPERTY	STOLEN	RECOVERED
CURRENCY	\$ 99,640	\$ 4,179
JEWELRY	\$ 11,087	\$ 438
CLOTHING AND FURS	\$ 6,261	\$ 1,220
LOCALLY STOLEN MOTOR VEHICLES	\$ 94,900	\$ 86,400
OFFICE EQUIPMENT	\$ 3	\$ 3
TELEVISIONS, RADIOS, STEREOS, ETC.	\$ 16,968	\$ 3,613
FIREARMS	\$ 7,910	\$ 4,035
HOUSEHOLD GOODS	\$ 1,024	\$ 298
CONSUMABLE GOODS	\$ 941	\$ 237
LIVESTOCK	\$ 415	\$ 0
MISCELLANEOUS	\$ 85,575	\$ 17,468
<b>TOTAL</b>	<b>\$ 324,724</b>	<b>\$ 117,891</b>

### Value of Property Stolen by Offense

OFFENSE	VALUE
CRIMINAL HOMICIDE	\$ 0
FORCIBLE RAPE	\$ 0
ROBBERY	\$ 0
BURGLARY	\$ 34,505
LARCENY	\$ 190,323
MOTOR VEHICLE THEFT	\$ 99,896
<b>TOTAL</b>	<b>\$ 324,724</b>

### Stolen/Recovered Vehicles

STOLEN LOCALLY/RECOVERED LOCALLY	11
STOLEN LOCALLY/RECOVERED BY OTHERS	8
STOLEN OUT OF TOWN/RECOVERED LOCALLY	1

## MONTEZUMA COUNTY GRAND TOTALS

Value of Property  
1991

TYPE OF PROPERTY	STOLEN	RECOVERED
CURRENCY	\$ 32,115	\$ 2,898
JEWELRY	\$ 49,443	\$ 5,151
CLOTHING AND FURS	\$ 15,801	\$ 1,129
LOCALLY STOLEN MOTOR VEHICLES	\$ 86,876	\$ 59,001
OFFICE EQUIPMENT	\$ 13,329	\$ 221
TELEVISIONS, RADIOS, STEREOS, ETC.	\$ 66,708	\$ 4,158
FIREARMS	\$ 17,531	\$ 4,085
HOUSEHOLD GOODS	\$ 10,301	\$ 505
CONSUMABLE GOODS	\$ 14,267	\$ 3,931
LIVESTOCK	\$ 2,400	\$ 1,600
MISCELLANEOUS	\$ 192,047	\$ 75,626
<b>TOTAL</b>	<b>\$ 500,818</b>	<b>\$ 158,305</b>

### Value of Property Stolen by Offense

OFFENSE	VALUE
CRIMINAL HOMICIDE	\$ 0
FORCIBLE RAPE	\$ 0
ROBBERY	\$ 0
BURGLARY	\$ 107,048
LARCENY	\$ 313,894
MOTOR VEHICLE THEFT	\$ 79,876
<b>TOTAL</b>	<b>\$ 500,818</b>

### Stolen/Recovered Vehicles

STOLEN LOCALLY/RECOVERED LOCALLY	10
STOLEN LOCALLY/RECOVERED BY OTHERS	9
STOLEN OUT OF TOWN/RECOVERED LOCALLY	7

**MONTROSE  
COUNTY GRAND TOTALS**  
Value of Property  
1991

TYPE OF PROPERTY	STOLEN	RECOVERED
CURRENCY .....	\$ 38,815	\$ 2,369
JEWELRY .....	\$ 15,985	\$ 2,140
CLOTHING AND FURS .....	\$ 5,961	\$ 428
LOCALLY STOLEN MOTOR VEHICLES .....	\$ 91,378	\$ 86,883
OFFICE EQUIPMENT .....	\$ 200	\$ 0
TELEVISIONS, RADIOS, STEREOS, ETC. ....	\$ 21,331	\$ 1,334
FIREARMS .....	\$ 9,444	\$ 1,400
HOUSEHOLD GOODS .....	\$ 12,355	\$ 152
CONSUMABLE GOODS .....	\$ 9,952	\$ 2,356
LIVESTOCK .....	\$ 50,875	\$ 3
MISCELLANEOUS .....	\$ 159,482	\$ 18,135
<b>TOTAL</b>	<b>\$ 415,778</b>	<b>\$ 115,250</b>

**Value of Property Stolen by Offense**

OFFENSE	VALUE
CRIMINAL HOMICIDE .....	\$ 0
FORCIBLE RAPE .....	\$ 0
ROBBERY .....	\$ 926
BURGLARY .....	\$ 96,109
LARCENY .....	\$ 227,285
MOTOR VEHICLE THEFT .....	\$ 91,458
<b>TOTAL</b>	<b>\$ 415,778</b>

**Stolen/Recovered Vehicles**

STOLEN LOCALLY/RECOVERED LOCALLY .....	17
STOLEN LOCALLY/RECOVERED BY OTHERS .....	4
STOLEN OUT OF TOWN/RECOVERED LOCALLY .....	1

**MORGAN  
COUNTY GRAND TOTALS**  
Value of Property  
1991

TYPE OF PROPERTY	STOLEN	RECOVERED
CURRENCY .....	\$ 15,125	\$ 1,940
JEWELRY .....	\$ 23,056	\$ 2,767
FURCLOTHING AND FURS .....	\$ 6,349	\$ 2,657
LOCALLY STOLEN MOTOR VEHICLES .....	\$ 137,735	\$ 111,450
OFFICE EQUIPMENT .....	\$ 5,070	\$ 0
TELEVISIONS, RADIOS, STEREOS, ETC. ....	\$ 54,996	\$ 2,688
FIREARMS .....	\$ 4,638	\$ 453
HOUSEHOLD GOODS .....	\$ 18,791	\$ 1,060
CONSUMABLE GOODS .....	\$ 4,542	\$ 1,051
LIVESTOCK .....	\$ 3,885	\$ 0
MISCELLANEOUS .....	\$ 130,588	\$ 11,717
<b>TOTAL</b>	<b>\$ 404,775</b>	<b>\$ 135,783</b>

**Value of Property Stolen by Offense**

OFFENSE	VALUE
CRIMINAL HOMICIDE .....	\$ 0
FORCIBLE RAPE .....	\$ 0
ROBBERY .....	\$ 50
BURGLARY .....	\$ 82,505
LARCENY .....	\$ 182,095
MOTOR VEHICLE THEFT .....	\$ 140,125
<b>TOTAL</b>	<b>\$ 404,775</b>

**Stolen/Recovered Vehicles**

STOLEN LOCALLY/RECOVERED LOCALLY .....	25
STOLEN LOCALLY/RECOVERED BY OTHERS .....	10
STOLEN OUT OF TOWN/RECOVERED LOCALLY .....	0

**OTERO  
COUNTY GRAND TOTALS**  
Value of Property  
1991

TYPE OF PROPERTY	STOLEN	RECOVERED
CURRENCY	\$ 25,449	\$ 1,261
JEWELRY	\$ 10,583	\$ 542
CLOTHING AND FURS	\$ 5,347	\$ 1,674
LOCALLY STOLEN MOTOR VEHICLES	\$ 157,050	\$ 101,850
OFFICE EQUIPMENT	\$ 4,599	\$ 7
TELEVISIONS, RADIOS, STEREOS, ETC.	\$ 38,913	\$ 4,534
FIREARMS	\$ 16,416	\$ 1,518
HOUSEHOLD GOODS	\$ 7,444	\$ 10
CONSUMABLE GOODS	\$ 4,132	\$ 383
LIVESTOCK	\$ 3,166	\$ 0
MISCELLANEOUS	\$ 102,058	\$ 7,469
<b>TOTAL</b>	<b>\$ 375,157</b>	<b>\$ 119,248</b>

**Value of Property Stolen by Offense**

OFFENSE	VALUE
CRIMINAL HOMICIDE	\$ 0
FORCIBLE RAPE	\$ 0
ROBBERY	\$ 1,764
BURGLARY	\$ 113,122
LARCENY	\$ 102,271
MOTOR VEHICLE THEFT	\$ 158,000
<b>TOTAL</b>	<b>\$ 375,157</b>

**Stolen/Recovered Vehicles**

STOLEN LOCALLY/RECOVERED LOCALLY	20
STOLEN LOCALLY/RECOVERED BY OTHERS	10
STOLEN OUT OF TOWN/RECOVERED LOCALLY	1

**OURAY  
COUNTY GRAND TOTALS**  
Value of Property  
1991

TYPE OF PROPERTY	STOLEN	RECOVERED
CURRENCY	\$ 963	\$ 0
JEWELRY	\$ 700	\$ 0
CLOTHING AND FURS	\$ 60	\$ 0
LOCALLY STOLEN MOTOR VEHICLES	\$ 66,900	\$ 66,900
OFFICE EQUIPMENT	\$ 0	\$ 0
TELEVISIONS, RADIOS, STEREOS, ETC.	\$ 12,873	\$ 9,978
FIREARMS	\$ 4,854	\$ 1,509
HOUSEHOLD GOODS	\$ 600	\$ 0
CONSUMABLE GOODS	\$ 0	\$ 0
LIVESTOCK	\$ 0	\$ 0
MISCELLANEOUS	\$ 17,843	\$ 1
<b>TOTAL</b>	<b>\$ 104,793</b>	<b>\$ 78,388</b>

**Value of Property Stolen by Offense**

OFFENSE	VALUE
CRIMINAL HOMICIDE	\$ 0
FORCIBLE RAPE	\$ 0
ROBBERY	\$ 0
BURGLARY	\$ 25,862
LARCENY	\$ 12,031
MOTOR VEHICLE THEFT	\$ 66,900
<b>TOTAL</b>	<b>\$ 104,793</b>

**Stolen/Recovered Vehicles**

STOLEN LOCALLY/RECOVERED LOCALLY	1
STOLEN LOCALLY/RECOVERED BY OTHERS	1
STOLEN OUT OF TOWN/RECOVERED LOCALLY	0

**PARK  
COUNTY GRAND TOTALS**  
Value of Property  
1991

TYPE OF PROPERTY	STOLEN	RECOVERED
CURRENCY	\$ 12,660	\$ 1,413
JEWELRY	\$ 39,085	\$ 0
CLOTHING AND FURS	\$ 3,407	\$ 25
LOCALLY STOLEN MOTOR VEHICLES	\$ 42,350	\$ 26,500
OFFICE EQUIPMENT	\$ 7,784	\$ 0
TELEVISIONS, RADIOS, STEREOs, ETC.	\$ 61,776	\$ 7,677
FIREARMS	\$ 10,493	\$ 600
HOUSEHOLD GOODS	\$ 6,476	\$ 1,519
CONSUMABLE GOODS	\$ 3,407	\$ 7
LIVESTOCK	\$ 1,750	\$ 750
MISCELLANEOUS	\$ 55,912	\$ 4,618
<b>TOTAL</b>	<b>\$ 245,100</b>	<b>\$ 43,109</b>

**PHILLIPS  
COUNTY GRAND TOTALS**  
Value of Property  
1991

TYPE OF PROPERTY	STOLEN	RECOVERED
CURRENCY	\$ 1,210	\$ 0
JEWELRY	\$ 410	\$ 0
CLOTHING AND FURS	\$ 0	\$ 0
LOCALLY STOLEN MOTOR VEHICLES	\$ 950	\$ 950
OFFICE EQUIPMENT	\$ 0	\$ 0
TELEVISIONS, RADIOS, STEREOs, ETC.	\$ 3,154	\$ 0
FIREARMS	\$ 0	\$ 0
HOUSEHOLD GOODS	\$ 395	\$ 0
CONSUMABLE GOODS	\$ 61	\$ 0
LIVESTOCK	\$ 0	\$ 0
MISCELLANEOUS	\$ 10,618	\$ 1,693
<b>TOTAL</b>	<b>\$ 16,798</b>	<b>\$ 2,643</b>

**Value of Property Stolen by Offense**

OFFENSE	VALUE
CRIMINAL HOMICIDE	\$ 0
FORCIBLE RAPE	\$ 0
ROBBERY	\$ 0
BURGLARY	\$ 121,511
LARCENY	\$ 81,239
MOTOR VEHICLE THEFT	\$ 42,350
<b>TOTAL</b>	<b>\$ 245,100</b>

**Value of Property Stolen by Offense**

OFFENSE	VALUE
CRIMINAL HOMICIDE	\$ 0
FORCIBLE RAPE	\$ 0
ROBBERY	\$ 0
BURGLARY	\$ 3,754
LARCENY	\$ 12,094
MOTOR VEHICLE THEFT	\$ 950
<b>TOTAL</b>	<b>\$ 16,798</b>

**Stolen/Recovered Vehicles**

STOLEN LOCALLY/RECOVERED LOCALLY	3
STOLEN LOCALLY/RECOVERED BY OTHERS	2
STOLEN OUT OF TOWN/RECOVERED LOCALLY	7

**Stolen/Recovered Vehicles**

STOLEN LOCALLY/RECOVERED LOCALLY	0
STOLEN LOCALLY/RECOVERED BY OTHERS	1
STOLEN OUT OF TOWN/RECOVERED LOCALLY	0



**PITKIN  
COUNTY GRAND TOTALS**  
Value of Property  
1991

TYPE OF PROPERTY	STOLEN	RECOVERED
CURRENCY .....	\$ 171,718	\$ 3,884
JEWELRY .....	\$ 449,950	\$ 152,104
CLOTHING AND FURS .....	\$ 168,030	\$ 15,553
LOCALLY STOLEN MOTOR VEHICLES .....	\$ 325,481	\$ 275,731
OFFICE EQUIPMENT .....	\$ 2,580	\$ 0
TELEVISIONS, RADIOS, STEREOS, ETC. ....	\$ 121,470	\$ 11,183
FIREARMS .....	\$ 9,710	\$ 0
HOUSEHOLD GOODS .....	\$ 11,276	\$ 2,881
CONSUMABLE GOODS .....	\$ 5,912	\$ 610
LIVESTOCK .....	\$ 240	\$ 0
MISCELLANEOUS .....	\$ 384,494	\$ 47,705
<b>TOTAL</b>	<b>\$ 1,650,861</b>	<b>\$ 509,651</b>

**PROWERS  
COUNTY GRAND TOTALS**  
Value of Property  
1991

TYPE OF PROPERTY	STOLEN	RECOVERED
CURRENCY .....	\$ 11,283	\$ 2,140
JEWELRY .....	\$ 2,956	\$ 18
CLOTHING AND FURS .....	\$ 2,595	\$ 329
LOCALLY STOLEN MOTOR VEHICLES .....	\$ 89,586	\$ 58,500
OFFICE EQUIPMENT .....	\$ 2,057	\$ 0
TELEVISIONS, RADIOS, STEREOS, ETC. ....	\$ 55,201	\$ 605
FIREARMS .....	\$ 10,187	\$ 800
HOUSEHOLD GOODS .....	\$ 3,724	\$ 40
CONSUMABLE GOODS .....	\$ 4,180	\$ 13
LIVESTOCK .....	\$ 6,784	\$ 0
MISCELLANEOUS .....	\$ 101,749	\$ 14,604
<b>TOTAL</b>	<b>\$ 290,302</b>	<b>\$ 77,049</b>

**Value of Property Stolen by Offense**

OFFENSE	VALUE
CRIMINAL HOMICIDE .....	\$ 0
FORCIBLE RAPE .....	\$ 0
ROBBERY .....	\$ 2,140
BURGLARY .....	\$ 226,423
LARCENY .....	\$ 1,096,674
MOTOR VEHICLE THEFT .....	\$ 325,624
<b>TOTAL</b>	<b>\$ 1,650,861</b>

**Value of Property Stolen by Offense**

OFFENSE	VALUE
CRIMINAL HOMICIDE .....	\$ 800
FORCIBLE RAPE .....	\$ 0
ROBBERY .....	\$ 3,421
BURGLARY .....	\$ 57,697
LARCENY .....	\$ 138,873
MOTOR VEHICLE THEFT .....	\$ 89,511
<b>TOTAL</b>	<b>\$ 290,302</b>

**Stolen/Recovered Vehicles**

STOLEN LOCALLY/RECOVERED LOCALLY .....	36
STOLEN LOCALLY/RECOVERED BY OTHERS .....	6
STOLEN OUT OF TOWN/RECOVERED LOCALLY .....	1

**Stolen/Recovered Vehicles**

STOLEN LOCALLY/RECOVERED LOCALLY .....	9
STOLEN LOCALLY/RECOVERED BY OTHERS .....	2
STOLEN OUT OF TOWN/RECOVERED LOCALLY .....	0

## PUEBLO COUNTY GRAND TOTALS

Value of Property  
1991

TYPE OF PROPERTY	STOLEN	RECOVERED
CURRENCY .....	\$ 303,364	\$ 5,975
JEWELRY .....	\$ 524,204	\$ 28,190
CLOTHING AND FURS .....	\$ 157,662	\$ 23,008
LOCALLY STOLEN MOTOR VEHICLES .....	\$ 1,791,156	\$ 1,090,548
OFFICE EQUIPMENT .....	\$ 107,147	\$ 11,624
TELEVISIONS, RADIOS, STEREOS, ETC. ....	\$ 715,760	\$ 37,510
FIREARMS .....	\$ 86,601	\$ 11,858
HOUSEHOLD GOODS .....	\$ 126,160	\$ 5,380
CONSUMABLE GOODS .....	\$ 39,390	\$ 7,493
LIVESTOCK .....	\$ 1,770	\$ 1,500
MISCELLANEOUS .....	\$ 1,112,003	\$ 65,694
<b>TOTAL</b>	<b>\$ 4,965,217</b>	<b>\$ 1,288,780</b>

### Value of Property Stolen by Offense

OFFENSE	VALUE
CRIMINAL HOMICIDE .....	\$ 48,200
FORCIBLE RAPE .....	\$ 1,170
ROBBERY .....	\$ 48,724
BURGLARY .....	\$ 1,763,155
LARCENY .....	\$ 1,408,180
MOTOR VEHICLE THEFT .....	\$ 1,695,788
<b>TOTAL</b>	<b>\$ 4,965,217</b>

### Stolen/Recovered Vehicles

STOLEN LOCALLY/RECOVERED LOCALLY .....	234
STOLEN LOCALLY/RECOVERED BY OTHERS .....	46
STOLEN OUT OF TOWN/RECOVERED LOCALLY .....	33

## RIO BLANCO COUNTY GRAND TOTALS

Value of Property  
1991

TYPE OF PROPERTY	STOLEN	RECOVERED
CURRENCY .....	\$ 3,961	\$ 223
JEWELRY .....	\$ 50	\$ 0
CLOTHING AND FURS .....	\$ 1,054	\$ 0
LOCALLY STOLEN MOTOR VEHICLES .....	\$ 52,200	\$ 37,500
OFFICE EQUIPMENT .....	\$ 300	\$ 0
TELEVISIONS, RADIOS, STEREOS, ETC. ....	\$ 10,795	\$ 2,080
FIREARMS .....	\$ 8,610	\$ 5,140
HOUSEHOLD GOODS .....	\$ 1,614	\$ 1,033
CONSUMABLE GOODS .....	\$ 4,545	\$ 9
LIVESTOCK .....	\$ 12,376	\$ 3,094
MISCELLANEOUS .....	\$ 29,644	\$ 10,465
<b>TOTAL</b>	<b>\$ 125,149</b>	<b>\$ 59,544</b>

### Value of Property Stolen by Offense

OFFENSE	VALUE
CRIMINAL HOMICIDE .....	\$ 0
FORCIBLE RAPE .....	\$ 0
ROBBERY .....	\$ 0
BURGLARY .....	\$ 16,267
LARCENY .....	\$ 56,682
MOTOR VEHICLE THEFT .....	\$ 52,200
<b>TOTAL</b>	<b>\$ 125,149</b>

### Stolen/Recovered Vehicles

STOLEN LOCALLY/RECOVERED LOCALLY .....	3
STOLEN LOCALLY/RECOVERED BY OTHERS .....	1
STOLEN OUT OF TOWN/RECOVERED LOCALLY .....	1

**RIO GRANDE  
COUNTY GRAND TOTALS**  
Value of Property  
1991

TYPE OF PROPERTY	STOLEN	RECOVERED
CURRENCY .....	\$ 11,480	\$ 476
JEWELRY .....	\$ 43,322	\$ 23
CLOTHING AND FURS .....	\$ 1,823	\$ 445
LOCALLY STOLEN MOTOR VEHICLES .....	\$ 73,200	\$ 59,300
OFFICE EQUIPMENT .....	\$ 4,952	\$ 1,500
TELEVISIONS, RADIOS, STEREOS, ETC. ....	\$ 39,059	\$ 7,817
FIREARMS .....	\$ 5,807	\$ 0
HOUSEHOLD GOODS .....	\$ 33,087	\$ 7,500
CONSUMABLE GOODS .....	\$ 19,456	\$ 178
LIVESTOCK .....	\$ 750	\$ 0
MISCELLANEOUS .....	\$ 44,989	\$ 7,873
<b>TOTAL</b>	<b>\$ 277,925</b>	<b>\$ 85,112</b>

**Value of Property Stolen by Offense**

OFFENSE	VALUE
CRIMINAL HOMICIDE .....	\$ 0
FORCIBLE RAPE .....	\$ 0
ROBBERY .....	\$ 988
BURGLARY .....	\$ 70,647
LARCENY .....	\$ 134,790
MOTOR VEHICLE THEFT .....	\$ 71,500
<b>TOTAL</b>	<b>\$ 277,925</b>

**Stolen/Recovered Vehicles**

STOLEN LOCALLY/RECOVERED LOCALLY .....	9
STOLEN LOCALLY/RECOVERED BY OTHERS .....	9
STOLEN OUT OF TOWN/RECOVERED LOCALLY .....	1

**ROUTT  
COUNTY GRAND TOTALS**  
Value of Property  
1991

TYPE OF PROPERTY	STOLEN	RECOVERED
CURRENCY .....	\$ 19,275	\$ 995
JEWELRY .....	\$ 14,717	\$ 0
CLOTHING AND FURS .....	\$ 45,924	\$ 23,290
LOCALLY STOLEN MOTOR VEHICLES .....	\$ 148,225	\$ 113,025
OFFICE EQUIPMENT .....	\$ 0	\$ 0
TELEVISIONS, RADIOS, STEREOS, ETC. ....	\$ 18,143	\$ 4,388
FIREARMS .....	\$ 8,580	\$ 3,630
HOUSEHOLD GOODS .....	\$ 27,891	\$ 255
CONSUMABLE GOODS .....	\$ 3,965	\$ 126
LIVESTOCK .....	\$ 1,200	\$ 0
MISCELLANEOUS .....	\$ 160,498	\$ 10,124
<b>TOTAL</b>	<b>\$ 448,418</b>	<b>\$ 155,833</b>

**Value of Property Stolen by Offense**

OFFENSE	VALUE
CRIMINAL HOMICIDE .....	\$ 0
FORCIBLE RAPE .....	\$ 0
ROBBERY .....	\$ 565
BURGLARY .....	\$ 130,781
LARCENY .....	\$ 167,607
MOTOR VEHICLE THEFT .....	\$ 149,465
<b>TOTAL</b>	<b>\$ 448,418</b>

**Stolen/Recovered Vehicles**

STOLEN LOCALLY/RECOVERED LOCALLY .....	21
STOLEN LOCALLY/RECOVERED BY OTHERS .....	2
STOLEN OUT OF TOWN/RECOVERED LOCALLY .....	2

## SAGUACHE COUNTY GRAND TOTALS

Value of Property  
1991

TYPE OF PROPERTY	STOLEN	RECOVERED
CURRENCY .....	\$ 19,698	\$ 4,664
JEWELRY .....	\$ 1,310	\$ 200
CLOTHING AND FURS .....	\$ 387	\$ 200
LOCALLY STOLEN MOTOR VEHICLES .....	\$ 35,604	\$ 31,500
OFFICE EQUIPMENT .....	\$ 2,000	\$ 2,000
TELEVISIONS, RADIOS, STEREOs, ETC. ....	\$ 6,334	\$ 1,244
FIREARMS .....	\$ 905	\$ 1,835
HOUSEHOLD GOODS .....	\$ 5,645	\$ 135
CONSUMABLE GOODS .....	\$ 785	\$ 251
LIVESTOCK .....	\$ 0	\$ 0
MISCELLANEOUS .....	\$ 23,086	\$ 2,089
<b>TOTAL</b>	<b>\$ 95,754</b>	<b>\$ 44,118</b>

## SAN JUAN COUNTY GRAND TOTALS

Value of Property  
1991

TYPE OF PROPERTY	STOLEN	RECOVERED
CURRENCY .....	\$ 783	\$ 5
JEWELRY .....	\$ 2,188	\$ 65
CLOTHING AND FURS .....	\$ 1,438	\$ 663
LOCALLY STOLEN MOTOR VEHICLES .....	\$ 4,000	\$ 4,000
OFFICE EQUIPMENT .....	\$ 0	\$ 0
TELEVISIONS, RADIOS, STEREOs, ETC. ....	\$ 1,449	\$ 200
FIREARMS .....	\$ 1,385	\$ 1,000
HOUSEHOLD GOODS .....	\$ 6,390	\$ 6,240
CONSUMABLE GOODS .....	\$ 4	\$ 0
LIVESTOCK .....	\$ 0	\$ 0
MISCELLANEOUS .....	\$ 23,280	\$ 5,195
<b>TOTAL</b>	<b>\$ 40,917</b>	<b>\$ 17,368</b>

### Value of Property Stolen by Offense

OFFENSE	VALUE
CRIMINAL HOMICIDE .....	\$ 0
FORCIBLE RAPE .....	\$ 0
ROBBERY .....	\$ 500
BURGLARY .....	\$ 33,129
LARCENY .....	\$ 26,521
MOTOR VEHICLE THEFT .....	\$ 35,604
<b>TOTAL</b>	<b>\$ 95,754</b>

### Value of Property Stolen by Offense

OFFENSE	VALUE
CRIMINAL HOMICIDE .....	\$ 0
FORCIBLE RAPE .....	\$ 0
ROBBERY .....	\$ 0
BURGLARY .....	\$ 12,190
LARCENY .....	\$ 24,727
MOTOR VEHICLE THEFT .....	\$ 4,000
<b>TOTAL</b>	<b>\$ 40,917</b>

### Stolen/Recovered Vehicles

STOLEN LOCALLY/RECOVERED LOCALLY .....	5
STOLEN LOCALLY/RECOVERED BY OTHERS .....	2
STOLEN OUT OF TOWN/RECOVERED LOCALLY .....	3

### Stolen/Recovered Vehicles

STOLEN LOCALLY/RECOVERED LOCALLY .....	1
STOLEN LOCALLY/RECOVERED BY OTHERS .....	0
STOLEN OUT OF TOWN/RECOVERED LOCALLY .....	2

**SAN MIGUEL  
COUNTY GRAND TOTALS**  
Value of Property  
1991

TYPE OF PROPERTY	STOLEN	RECOVERED
CURRENCY	\$ 12,550	\$ 1,950
JEWELRY	\$ 5,500	\$ 0
CLOTHING AND FURS	\$ 3,421	\$ 505
LOCALLY STOLEN MOTOR VEHICLES	\$ 70,000	\$ 91,500
OFFICE EQUIPMENT	\$ 500	\$ 0
TELEVISIONS, RADIOS, STEREOS, ETC.	\$ 7,309	\$ 300
FIREARMS	\$ 1,550	\$ 250
HOUSEHOLD GOODS	\$ 2,935	\$ 0
CONSUMABLE GOODS	\$ 4,008	\$ 188
LIVESTOCK	\$ 1,000	\$ 0
MISCELLANEOUS	\$ 70,843	\$ 36,891
<b>TOTAL</b>	<b>\$ 179,616</b>	<b>\$ 131,584</b>

**Value of Property Stolen by Offense**

OFFENSE	VALUE
CRIMINAL HOMICIDE	\$ 0
FORCIBLE RAPE	\$ 0
ROBBERY	\$ 2,984
BURGLARY	\$ 34,870
LARCENY	\$ 70,364
MOTOR VEHICLE THEFT	\$ 71,398
<b>TOTAL</b>	<b>\$ 179,616</b>

**Stolen/Recovered Vehicles**

STOLEN LOCALLY/RECOVERED LOCALLY	8
STOLEN LOCALLY/RECOVERED BY OTHERS	4
STOLEN OUT OF TOWN/RECOVERED LOCALLY	1

**SEDGWICK  
COUNTY GRAND TOTALS**  
Value of Property  
1991

TYPE OF PROPERTY	STOLEN	RECOVERED
CURRENCY	\$ 1,205	\$ 0
JEWELRY	\$ 2,550	\$ 0
CLOTHING AND FURS	\$ 50	\$ 0
LOCALLY STOLEN MOTOR VEHICLES	\$ 1,100	\$ 1,100
OFFICE EQUIPMENT	\$ 0	\$ 0
TELEVISIONS, RADIOS, STEREOS, ETC.	\$ 300	\$ 0
FIREARMS	\$ 1,915	\$ 0
HOUSEHOLD GOODS	\$ 0	\$ 0
CONSUMABLE GOODS	\$ 10	\$ 10
LIVESTOCK	\$ 3,400	\$ 0
MISCELLANEOUS	\$ 22,318	\$ 16,003
<b>TOTAL</b>	<b>\$ 32,848</b>	<b>\$ 17,113</b>

**Value of Property Stolen by Offense**

OFFENSE	VALUE
CRIMINAL HOMICIDE	\$ 0
FORCIBLE RAPE	\$ 0
ROBBERY	\$ 0
BURGLARY	\$ 2,080
LARCENY	\$ 29,668
MOTOR VEHICLE THEFT	\$ 1,100
<b>TOTAL</b>	<b>\$ 32,848</b>

**Stolen/Recovered Vehicles**

STOLEN LOCALLY/RECOVERED LOCALLY	1
STOLEN LOCALLY/RECOVERED BY OTHERS	1
STOLEN OUT OF TOWN/RECOVERED LOCALLY	1

## SUMMIT COUNTY GRAND TOTALS

Value of Property  
1991

TYPE OF PROPERTY	STOLEN	RECOVERED
CURRENCY	\$ 1,591,863	\$ 5,870
JEWELRY	\$ 75,786	\$ 580
CLOTHING AND FURS	\$ 86,521	\$ 10,605
LOCALLY STOLEN MOTOR VEHICLES	\$ 324,385	\$ 309,085
OFFICE EQUIPMENT	\$ 851	\$ 75
TELEVISIONS, RADIOS, STEREOS, ETC.	\$ 166,256	\$ 6,785
FIREARMS	\$ 9,890	\$ 550
HOUSEHOLD GOODS	\$ 20,669	\$ 1,208
CONSUMABLE GOODS	\$ 6,838	\$ 535
LIVESTOCK	\$ 0	\$ 0
MISCELLANEOUS	\$ 731,438	\$ 66,682
<b>TOTAL</b>	<b>\$ 3,014,497</b>	<b>\$ 401,975</b>

### Value of Property Stolen by Offense

OFFENSE	VALUE
CRIMINAL HOMICIDE	\$ 0
FORCIBLE RAPE	\$ 0
ROBBERY	\$ 210
BURGLARY	\$ 244,175
LARCENY	\$ 2,433,168
MOTOR VEHICLE THEFT	\$ 336,944
<b>TOTAL</b>	<b>\$ 3,014,497</b>

### Stolen/Recovered Vehicles

STOLEN LOCALLY/RECOVERED LOCALLY	19
STOLEN LOCALLY/RECOVERED BY OTHERS	21
STOLEN OUT OF TOWN/RECOVERED LOCALLY	5

## TELLER COUNTY GRAND TOTALS

Value of Property  
1991

TYPE OF PROPERTY	STOLEN	RECOVERED
CURRENCY	\$ 223,179	\$ 9,953
JEWELRY	\$ 116,210	\$ 726
CLOTHING AND FURS	\$ 2,324	\$ 989
LOCALLY STOLEN MOTOR VEHICLES	\$ 65,685	\$ 58,250
OFFICE EQUIPMENT	\$ 5,541	\$ 0
TELEVISIONS, RADIOS, STEREOS, ETC.	\$ 38,111	\$ 2,879
FIREARMS	\$ 7,205	\$ 3,124
HOUSEHOLD GOODS	\$ 17,114	\$ 50
CONSUMABLE GOODS	\$ 1,816	\$ 260
LIVESTOCK	\$ 239	\$ 3
MISCELLANEOUS	\$ 80,373	\$ 26,651
<b>TOTAL</b>	<b>\$ 557,797</b>	<b>\$ 102,885</b>

### Value of Property Stolen by Offense

OFFENSE	VALUE
CRIMINAL HOMICIDE	\$ 0
FORCIBLE RAPE	\$ 0
ROBBERY	\$ 42,020
BURGLARY	\$ 182,092
LARCENY	\$ 293,785
MOTOR VEHICLE THEFT	\$ 39,900
<b>TOTAL</b>	<b>\$ 557,797</b>

### Stolen/Recovered Vehicles

STOLEN LOCALLY/RECOVERED LOCALLY	6
STOLEN LOCALLY/RECOVERED BY OTHERS	6
STOLEN OUT OF TOWN/RECOVERED LOCALLY	1

**WASHINGTON  
COUNTY GRAND TOTALS**  
Value of Property  
1991

TYPE OF PROPERTY	STOLEN	RECOVERED
CURRENCY	\$ 1,998	\$ 497
JEWELRY	\$ 1,500	\$ 0
CLOTHING AND FURS	\$ 0	\$ 0
LOCALLY STOLEN MOTOR VEHICLES	\$ 11,438	\$ 6,438
OFFICE EQUIPMENT	\$ 0	\$ 0
TELEVISIONS, RADIOS, STEREOS, ETC.	\$ 2,130	\$ 0
FIREARMS	\$ 520	\$ 0
HOUSEHOLD GOODS	\$ 325	\$ 0
CONSUMABLE GOODS	\$ 57	\$ 0
LIVESTOCK	\$ 0	\$ 0
MISCELLANEOUS	\$ 21,563	\$ 0
<b>TOTAL</b>	<b>\$ 39,531</b>	<b>\$ 6,935</b>

**Value of Property Stolen by Offense**

OFFENSE	VALUE
CRIMINAL HOMICIDE	\$ 0
FORCIBLE RAPE	\$ 0
ROBBERY	\$ 0
BURGLARY	\$ 12,570
LARCENY	\$ 15,523
MOTOR VEHICLE THEFT	\$ 11,438
<b>TOTAL</b>	<b>\$ 39,531</b>

**Stolen/Recovered Vehicles**

STOLEN LOCALLY/RECOVERED LOCALLY	0
STOLEN LOCALLY/RECOVERED BY OTHERS	1
STOLEN OUT OF TOWN/RECOVERED LOCALLY	0

**WELD  
COUNTY GRAND TOTALS**  
Value of Property  
1991

TYPE OF PROPERTY	STOLEN	RECOVERED
CURRENCY	\$ 291,580	\$ 25,129
JEWELRY	\$ 443,673	\$ 29,268
CLOTHING AND FURS	\$ 125,589	\$ 19,961
LOCALLY STOLEN MOTOR VEHICLES	\$ 1,236,993	\$ 1,018,117
OFFICE EQUIPMENT	\$ 102,545	\$ 7,088
TELEVISIONS, RADIOS, STEREOS, ETC.	\$ 611,821	\$ 52,733
FIREARMS	\$ 89,046	\$ 11,321
HOUSEHOLD GOODS	\$ 159,163	\$ 81,700
CONSUMABLE GOODS	\$ 56,505	\$ 15,417
LIVESTOCK	\$ 53,016	\$ 500
MISCELLANEOUS	\$ 1,368,040	\$ 237,670
<b>TOTAL</b>	<b>\$ 4,537,971</b>	<b>\$ 1,498,904</b>

**Value of Property Stolen by Offense**

OFFENSE	VALUE
CRIMINAL HOMICIDE	\$ 0
FORCIBLE RAPE	\$ 0
ROBBERY	\$ 194,685
BURGLARY	\$ 1,191,524
LARCENY	\$ 1,928,501
MOTOR VEHICLE THEFT	\$ 1,223,261
<b>TOTAL</b>	<b>\$ 4,537,971</b>

**Stolen/Recovered Vehicles**

STOLEN LOCALLY/RECOVERED LOCALLY	161
STOLEN LOCALLY/RECOVERED BY OTHERS	85
STOLEN OUT OF TOWN/RECOVERED LOCALLY	27

## YUMA COUNTY GRAND TOTALS

Value of Property  
1991

TYPE OF PROPERTY	STOLEN	RECOVERED
CURRENCY	\$ 7,728	\$ 1,329
JEWELRY	\$ 8,991	\$ 500
CLOTHING AND FURS	\$ 412	\$ 301
LOCALLY STOLEN MOTOR VEHICLES	\$ 84,000	\$ 71,100
OFFICE EQUIPMENT	\$ 16,000	\$ 0
TELEVISIONS, RADIOS, STEREOS, ETC.	\$ 7,896	\$ 3,673
FIREARMS	\$ 4,565	\$ 440
HOUSEHOLD GOODS	\$ 17,679	\$ 1,540
CONSUMABLE GOODS	\$ 5,091	\$ 1,523
LIVESTOCK	\$ 10,395	2,000
MISCELLANEOUS	\$ 54,613	\$ 9,610
<b>TOTAL</b>	<b>\$ 217,370</b>	<b>\$ 92,016</b>

### Value of Property Stolen by Offense

OFFENSE	VALUE
CRIMINAL HOMICIDE	\$ 0
FORCIBLE RAPE	\$ 0
ROBBERY	\$ 216
BURGLARY	\$ 63,863
LARCENY	\$ 52,066
MOTOR VEHICLE THEFT	\$ 101,225
<b>TOTAL</b>	<b>\$ 217,370</b>

### Stolen/Recovered Vehicles

STOLEN LOCALLY/RECOVERED LOCALLY	10
STOLEN LOCALLY/RECOVERED BY OTHERS	3
STOLEN OUT OF TOWN/RECOVERED LOCALLY	1

## COLORADO STATE PATROL COUNTY GRAND TOTALS

Value of Property  
1991

TYPE OF PROPERTY	STOLEN	RECOVERED
CURRENCY	\$ 30	\$ 30
JEWELRY	\$ 0	\$ 0
CLOTHING AND FURS	\$ 3,498	\$ 3,298
LOCALLY STOLEN MOTOR VEHICLES	\$ 1,110,014	\$ 574,164
OFFICE EQUIPMENT	\$ 2,500	\$ 2,500
TELEVISIONS, RADIOS, STEREOS, ETC.	\$ 150	\$ 150
FIREARMS	\$ 375	\$ 375
HOUSEHOLD GOODS	\$ 0	\$ 0
CONSUMABLE GOODS	\$ 0	\$ 0
LIVESTOCK	\$ 0	\$ 0
MISCELLANEOUS	\$ 3,000	\$ 3,225
<b>TOTAL</b>	<b>\$ 1,119,567</b>	<b>\$ 583,742</b>

### Value of Property Stolen by Offense

OFFENSE	VALUE
CRIMINAL HOMICIDE	\$ 0
FORCIBLE RAPE	\$ 0
ROBBERY	\$ 30
BURGLARY	\$ 375
LARCENY	\$ 2,998
MOTOR VEHICLE THEFT	\$ 1,116,164
<b>TOTAL</b>	<b>\$ 1,119,567</b>

### Stolen/Recovered Vehicles

STOLEN LOCALLY/RECOVERED LOCALLY	129
STOLEN LOCALLY/RECOVERED BY OTHERS	11
STOLEN OUT OF TOWN/RECOVERED LOCALLY	617



**1991 COLORADO ARSON REPORTED  
(Includes Attempts)**

CLASSIFICATION OF OFFENSES	REPORTED	UNFOUNDED	ACTUAL	CLEARED	JUVENILE CLEARANCES	UNINHABITED	VALUE OF LOSS
A) SINGLE FAMILY DWELLING	292	7	285	63	28	17	2,130,905
B) MULTI FAMILY DWELLING	176	1	175	46	12	6	488,791
C) STORAGE	94	1	93	22	9	8	473,792
D) INDUSTRIAL/MANUFACTURING	8	1	7	3	2	0	1,538,109
E) OTHER COMMERCIAL	111	0	111	18	7	3	1,425,290
F) COMMUNITY/PUBLIC	146	1	145	62	40	3	234,617
G) ALL OTHER STRUCTURE	41	0	41	11	6	11	56,514
<b>TOTAL STRUCTURE</b>	<b>868</b>	<b>11</b>	<b>857</b>	<b>225</b>	<b>104</b>	<b>48</b>	<b>6,348,018</b>
H) MOTOR VEHICLES	206	1	205	22	5	3	644,562
I) OTHER MOBILE PROPERTY	18	0	18	4	1	0	58,337
<b>TOTAL MOBILE</b>	<b>224</b>	<b>1</b>	<b>223</b>	<b>26</b>	<b>6</b>	<b>3</b>	<b>702,899</b>
J) TOTAL OTHER PROPERTY TYPE	516	10	506	147	83	3	579,287
<b>GRAND TOTAL ALL ARSON</b>	<b>1,608</b>	<b>22</b>	<b>1,586</b>	<b>398</b>	<b>193</b>	<b>54</b>	<b>7,630,204</b>

In 1991 the number of arsons decreased .2% over 1990.  
The average dollar loss per arson in 1991 was \$4,811. This is a 9.9% decrease over last year.

## COLORADO ARREST DATA

Submitting agencies are required to report monthly the number of arrests made for offenses committed within their jurisdictional limits.

There is no direct correlation between persons arrested, the number of offenses reported or the number of offenses cleared. Several persons could be arrested for the same offense or the arrest of one person may clear several offenses. A person is counted only once each time arrested. Therefore, if a person is arrested but wanted for several crimes within the same jurisdiction, he or she would be scored only once for the most serious crime in accordance with the hierarchy rule. The same process is applicable whether the arrestee is adult or juvenile.

### Volume and Rate

Reported arrests in Colorado totaled 257,731 for Part I and Part II crimes in 1991. This represents a 2.6% increase over 1990. There were 7,634 arrests per 100,000 persons in 1991 as compared with 7,627 per 100,000 persons in 1990. Part I arrests accounted for 19.1% of the total arrests. Of those Part I offenses, Larceny-Theft comprised the greater portion with 67%. The greatest percentage of Part II arrests were for All Other Offenses (except traffic,) 32.2%, followed by Driving Under the Influence, 18%. During 1991, arrests for violent crimes (Murder, Forcible Rape, Robbery and Aggravated Assault) accounted for 18.7% of all Part I arrests and 3.6% of the total arrests.

### Arrests by Age

The number of persons under the age of 18 (Juveniles) arrested during 1991 increased 5.3% over 1990. Arrests of juveniles for Part I crimes increased 5.2% compared to 1990. The number of persons over the age of 18 (Adult) arrested during 1991 increased 1.9% from 1990. Arrests of adults for Part I crimes increased compared to 1990.

### Arrest by Sex

Of the 257,731 total arrests in 1991, the greatest percentage of arrests were male, 77.5%, an increase of 2.4% from 1990. Females accounted for the remaining 22.5% of the 1991 arrests.

	1990	1991	Percent Change
1. Percentage of Adult Male from total arrests	63.0%	62.3%	-1.1%
Percentage of Adult Female from total arrests	16.4%	16.5%	+ .6%
Percentage of Juvenile Male from total arrests	14.7%	15.3%	+4.1%
Percentage of Juvenile Female from total arrests	6.0%	5.9%	-1.7%
2. Trend Comparison of Arrests* for Violent Crimes**			
	1990	1991	Percent Change
Murder	151	196	+29.8%
Forcible Rape	625	593	- 5.1%
Robbery	879	1,019	+15.9%
Aggravated Assault	7,425	7,427	+.03 %

\* Includes both Adult and Juvenile arrests.

\*\* As defined by the FBI.

**COLORADO STATEWIDE ARRESTS TRENDS  
INDEX CRIME**

**Number-Rate  
1990-1991**

INDEX OFFENSES	YEAR	NUMBER OF ARRESTS	PERCENT CHANGE	RATE PER 100,000 INHABITANTS	PERCENT CHANGE
CRIMINAL HOMICIDE*	1990	151		4.6	
	1991	196	+29.8%	5.8	+26.1%
FORCIBLE RAPE	1990	625		19.0	
	1991	593	- 4.8%	17.6	- 7.4%
ROBBERY	1990	879		26.7	
	1991	1,019	+15.9%	30.2	+13.1%
ASSAULT**	1990	7,425		225.4	
	1991	7,427	+ .03%	220.0	- 2.4%
BURGLARY	1990	4,576		138.9	
	1991	4,550	- .6%	134.8	- 3.1%
LARCENY-THEFT	1990	31,966		970.4	
	1991	33,030	+ 3.3%	978.4	+ .8%
AUTO THEFT	1990	2,562		77.8	
	1991	2,492	- 2.7%	73.8	- 5.1%
TOTAL	1990	48,184		1,462.8	
	1991	49,307	+ 2.3%	1,460.5	- .2%

\* Excludes Manslaughter by Negligence

\*\* Excludes Simple Assault

1990 Estimated Population 3,294,394 - Crime Index Value 32.94

1991 Estimated Population 3,376,669 - Crime Index Value 33.76

**COLORADO ARREST STATISTICS**  
**STATEWIDE GRAND TOTALS**  
**Juvenile (Under 18)**

OFFENSE	MALE		FEMALE		
	1990	1991	1990	1991	
MURDER NON-NEG MANSLAUGHTER	20	21	2	5	
MANSLAUGHTER BY NEGLIGENCE	-	6	-	-	
FORCIBLE RAPE	95	94	1	-	
ROBBERY	214	213	20	43	
AGGRAVATED ASSAULT	1,027	1,256	177	202	
BURGLARY	1,867	1,979	209	215	
LARCENY-THEFT	8,337	8,586	4,135	4,449	
MOTOR VEHICLE THEFT	1,128	1,098	254	231	
OTHER ASSAULTS	2,459	2,654	981	990	
ARSON	203	222	36	42	
FORGERY AND COUNTERFEITING	83	118	35	74	
FRAUD	133	143	73	65	
EMBEZZLEMENT	13	18	11	12	
STOLEN PROPERTY	205	261	38	46	
VANDALISM	2,382	2,755	321	320	
WEAPONS-CARRYING	747	919	59	56	
PROSTITUTION-COM. VICE	2	4	5	5	
SEX OFFENSES	454	384	33	31	
DRUG ABUSE VIOLATIONS	543	572	121	146	
GAMBLING	2	9	-	-	
OFFENSES AGAINST FAMILY	11	12	9	8	
DRIVING UNDER THE INFLUENCE	544	491	110	107	
LIQUOR LAWS	2,100	3,124	866	1,179	
DISORDERLY CONDUCT	2,305	2,249	817	869	
VAGRANCY	4	2	-	6	
ALL OTHER-NON TRAFFIC	6,617	6,794	2,035	2,246	
CURFEW AND LOITERING	3,078	3,370	1,412	1,397	
RUNAWAYS	2,331	1,951	3,220	2,577	
<b>TOTAL</b>	<b>36,904</b>	<b>39,305</b>	<b>14,980</b>	<b>15,321</b>	<b>+2.3%</b>

# COLORADO ARREST STATISTICS

## STATEWIDE GRAND TOTALS Adult (Over 18)

OFFENSE	MALE		FEMALE			
	1990	1991	1990	1991		
MURDER NON-NEG MANSLAUGHTER	106	150	23	20		
MANSLAUGHTER BY NEGLIGENCE	24	23	7	3		
FORCIBLE RAPE	528	499	1	-		
ROBBERY	590	699	55	64		
AGGRAVATED ASSAULT	5,236	5,003	985	966		
BURGLARY	2,310	2,158	190	198		
LARCENY-THEFT	12,303	12,702	7,191	7,293		
MOTOR VEHICLE THEFT	1,064	1,025	116	138		
OTHER ASSAULTS	16,443	17,133	3,379	3,659		
ARSON	83	99	22	19		
FORGERY AND COUNTERFEITING	674	706	339	433		
FRAUD	2,246	2,396	1,484	1,506		
EMBEZZLEMENT	162	163	104	120		
STOLEN PROPERTY	413	393	67	73		
VANDALISM	4,273	4,119	768	821		
WEAPONS-CARRYING	2,416	2,558	287	241		
PROSTITUTION-COM. VICE	528	390	550	553		
SEX OFFENSES	1,945	1,956	68	86		
DRUG ABUSE VIOLATIONS	5,425	5,639	1,326	1,282		
GAMBLING	85	84	7	9		
OFFENSES AGAINST FAMILY	643	763	541	593		
DRIVING UNDER THE INFLUENCE	31,973	30,818	6,361	6,141		
LIQUOR LAWS	9,921	11,487	1,658	2,272		
DISORDERLY CONDUCT	13,382	12,351	3,339	3,324		
VAGRANCY	1,482	1,578	246	269		
ALL OTHER-NON TRAFFIC	43,995	45,657	12,017	12,473		
CURFEW AND LOITERING	-	-	-	-		
<b>TOTAL</b>	<b>158,250</b>	<b>160,549</b>	<b>41,131</b>	<b>42,556</b>	<b>+1.5%</b>	<b>+3.5%</b>

## ARRESTS REPORTED



### Summaries by Jurisdiction

The following pages summarize crime reported by type of offense, by reporting jurisdiction. If an agency name is missing, or if no reported crime is shown, it is because either no reports were received from those agencies, or they reported through their sheriff's offices.

Caution should be used when comparing one county's figures against another. There are eleven cities in Colorado that are in two or more counties. Obviously crime may occur throughout the city limits and in all counties effected. For reporting purposes however, the agencies totals are included under only one county. Following are the cities which cross county lines; next to each city is the county within which it is counted for statistical purposes.

ARVADA	JEFFERSON
AURORA	ADAMS
BASALT	EAGLE
BOW MAR	ARAPAHOE
BRIGHTON	ADAMS
BROOMFIELD	BOULDER
CENTER	SAGUACHE
ERIE	WELD
GREEN MOUNTAIN FALLS	EL PASO
LITTLETON	ARAPAHOE
WESTMINSTER	ADAMS

Arrest Data		Total Arrests	Total Adult	Total Juvenile	Murder, Manslaughter	Forcible Rape	Robbery	Felony Assault	Burglary	Larceny- Theft	Motor Vehicle Theft	Simple Assault	Arson	Forgery & Counterfeiting	Fraud	Embezzlement	Stolen Property-Buying, Receiving, Possessing	Vandalism	Weapons --Carrying, Possessing, Etc.	Prostitution and Commercialized Vice	Sex Offenses Except Forcible Rape & Prostitution	Narcotic Drug Laws-Total	Gambling - Total	Offenses Against Family and Children	Driving Under the Influence	Liquor Laws	Disorderly Conduct	Vagrancy	All Other Offenses (Except Traffic)	Curfew and Loitering Law Violations	Runaways
<b>Adams County</b>		A 51,800	39,247	-	11	98	179	1,755	374	3,769	160	4,032	17	321	342	135	141	709	351	167	511	1,046	34	197	5,476	2,128	1,937	3	15,354	-	-
		J -	-	12,553	1	15	75	480	401	3,087	237	929	53	50	26	15	86	516	223	1	137	162	4	3	79	605	648	-	2,027	952	1,741
Adams County Sheriff		A 7,862	7,862	-	2	14	21	141	65	137	45	504	5	12	42	-	10	103	10	-	42	120	7	29	594	25	119	-	5,815	-	-
		J 1,031	-	1,031	-	5	6	39	45	84	35	76	5	2	7	-	6	55	6	-	12	5	-	-	7	8	26	-	304	-	298
Aurora PD		A 17,713	17,713	-	7	70	133	1,341	189	2,009	73	1,990	6	250	165	99	93	269	218	163	183	464	2	58	2,138	569	913	-	6,311	-	-
		J 6,771	-	6,771	1	7	57	366	241	1,561	126	454	28	39	8	13	39	224	123	1	62	68	4	1	29	232	295	-	955	722	1,115
Brighton PD		A 1,404	1,404	-	5	1	46	25	133	3	133	-	10	16	1	-	37	11	-	9	49	-	7	191	17	155	-	555	-	-	
		J 389	-	389	-	1	-	13	25	81	11	33	3	1	2	-	1	25	9	-	5	1	-	-	3	1	43	-	89	42	-
Commerce City PD																															
Thornton PD		A 2,226	2,226	-	1	6	6	23	424	14	277	-	15	10	-	13	63	29	-	22	93	22	20	354	80	99	3	652	-	-	
		J 1,041	-	1,041	-	4	3	33	315	24	85	1	-	-	-	13	56	21	-	11	41	-	1	8	12	43	-	188	75	107	
Westminster PD		A 5,345	5,345	-	2	3	85	28	527	9	351	-	19	63	29	19	77	39	-	179	123	3	33	756	1,308	286	-	1,406	-	-	
		J 1,731	-	1,731	-	1	13	19	624	12	79	-	3	5	-	20	54	30	-	33	26	-	-	8	302	125	-	229	-	148	
Northglenn PD		A 2,194	2,194	-	1	10	38	17	189	7	267	-	9	32	6	1	69	14	3	43	100	-	9	831	105	142	-	301	-	-	
		J 615	-	615	-	1	7	24	18	212	19	56	9	5	3	2	-	33	10	-	10	17	-	-	14	37	48	-	90	-	-
Federal Heights PD																															
<b>Alamosa County</b>		A 1,026	765	-	2	15	18	88	3	111	2	4	7	-	1	34	7	3	6	3	-	4	179	27	109	-	142	-	-		
		J -	-	261	-	1	3	17	129	-	12	-	-	-	1	-	5	1	-	1	-	-	2	3	10	16	-	8	50	2	
Alamosa County Sheriff		A 160	160	-	-	-	4	3	12	-	14	-	1	3	-	-	7	2	-	3	1	-	-	13	10	11	-	76	-	-	
		J 13	-	13	-	-	-	4	4	-	-	-	-	-	-	-	-	-	-	-	-	-	-	-	3	-	-	2	-	-	
Alamosa PD		A 580	580	-	2	9	13	72	3	97	1	2	4	-	-	25	5	3	3	1	-	4	164	16	90	-	66	-	-		
		J 246	-	246	-	1	3	13	125	-	12	-	-	1	-	5	1	-	1	-	1	-	2	2	6	16	-	6	50	2	
Adams State College																															
<b>Arapahoe County</b>		A 9,309	7,151	-	1	7	13	179	64	725	20	441	1	46	96	4	48	138	50	5	136	217	-	93	1,354	973	639	-	1,901	-	-
		J -	-	2,158	-	1	5	39	63	497	22	72	6	1	7	-	13	123	37	-	8	37	-	-	32	519	87	-	394	159	36
Arapahoe County Sheriff		A 2,399	2,399	-	1	-	2	102	30	253	7	169	-	24	23	2	15	29	9	-	21	101	-	27	396	410	104	-	674	-	-
		J 709	-	709	-	-	1	9	24	197	1	34	-	-	5	-	1	34	6	-	2	8	-	-	8	320	13	-	46	-	-
Littleton PD		A 1,641	1,641	-	3	1	26	13	138	3	151	-	3	5	1	2	66	14	-	35	37	-	26	345	157	214	-	401	-	-	
		J 726	-	726	-	1	-	10	22	108	8	22	4	-	-	5	58	25	-	4	12	-	-	13	48	28	-	196	140	22	
Sheridan PD		A 973	973	-	-	5	38	7	90	5	39	-	3	3	-	28	14	12	-	3	19	-	22	295	68	214	-	108	-	-	
		J 312	-	312	-	4	9	7	31	6	6	-	-	1	-	7	19	2	-	2	5	-	-	8	110	31	-	38	14	12	

Arrest Data Continued		Total Arrests	Total Adult	Total Juvenile	Murder, Manslaughter	Forcible Rape	Robbery	Felony Assault	Burglary	Larceny- Theft	Motor Vehicle Theft	Simple Assault	Aison	Forgery & Counterfeiting	Fraud	Embezzlement	Stolen Property--Buying, Receiving, Possessing	Vandalism	Weapons --Carrying, Possessing, Etc.	Prostitution and Commercialized Vice	Sex Offenses Except Forcible Rape & Prostitution	Narcotic Drug Laws--Total	Gambling - Total	Offenses Against Family and Children	Driving Under the Influence	Liquor Laws	Disorderly Conduct	Vagrancy	All Other Offenses (Except Traffic)	Curfew and Loitering Law Violations	Runaways
Glendale PD	A	1,176	1,176	-	-	4	3	7	8	142	1	57	1	4	51	-	-	22	8	-	73	46	-	11	97	283	68	-	290	-	-
	J	93	-	93	-	-	-	-	3	63	2	1	-	-	-	-	-	1	-	-	-	2	-	-	-	4	4	-	6	5	2
Cherry Hills PD	A	105	105	-	-	-	-	-	-	-	-	1	-	1	-	-	1	-	2	-	-	-	-	98	-	-	-	2	-	-	
	J	4	-	4	-	-	-	-	-	2	-	-	-	-	-	-	-	-	-	-	-	-	-	2	-	-	-	-	-	-	
Greenwood Village PD	A	637	637	-	-	-	1	6	6	102	4	24	-	10	14	-	2	6	5	5	4	13	-	3	110	38	37	-	247	-	-
	J	233	-	233	-	-	-	11	7	96	5	9	1	1	1	-	-	11	4	-	-	10	-	-	1	22	11	-	43	-	-
Chatfield St Park Rangers	A	220	220	-	-	-	1	-	-	-	-	-	-	1	-	1	-	-	-	-	-	1	-	4	13	17	2	-	179	-	-
	J	81	-	81	-	-	-	-	-	-	-	-	1	-	-	-	-	-	-	-	-	-	-	-	15	-	-	65	-	-	
Archuleta County	A	132	122	-	-	2	1	12	1	-	-	16	-	-	1	-	-	1	5	-	5	3	-	33	7	5	-	30	-	-	
	J	-	-	10	-	-	-	-	5	3	-	-	-	-	-	-	-	-	-	-	-	-	-	1	-	-	-	-	1	-	
Archuleta County Sheriff	A	72	72	-	-	-	1	7	-	-	-	6	-	-	1	-	-	1	4	-	3	3	-	22	-	-	-	24	-	-	
	J	1	-	1	-	-	-	-	-	-	-	-	-	-	-	-	-	-	-	-	-	-	-	1	-	-	-	-	-	-	
Pagosa Springs	A	50	50	-	-	2	-	5	1	-	-	10	-	-	-	-	-	-	1	-	2	-	-	11	7	5	-	6	-	-	
	J	9	-	9	-	-	-	-	5	3	-	-	-	-	-	-	-	-	-	-	-	-	-	-	-	-	-	1	-	-	
Baca County	A	142	141	-	-	-	-	4	1	1	-	2	-	-	3	-	-	2	-	-	1	7	-	13	-	11	3	93	-	-	
	J	-	-	1	-	1	-	-	-	-	-	-	-	-	-	-	-	-	-	-	-	-	-	-	-	-	-	-	-	-	
Baca County Sheriffs Office	A	98	98	-	-	-	-	4	-	1	-	1	-	-	3	-	-	-	-	-	1	7	-	2	-	-	-	79	-	-	
	J	1	-	1	-	1	-	-	-	-	-	-	-	-	-	-	-	-	-	-	-	-	-	-	-	-	-	-	-	-	
Springfield PD	A	43	43	-	-	-	-	-	1	-	-	1	-	-	-	-	-	2	-	-	-	-	-	11	-	11	3	14	-	-	
	J	-	-	-	-	-	-	-	-	-	-	-	-	-	-	-	-	-	-	-	-	-	-	-	-	-	-	-	-	-	
Bent County	A	46	37	-	-	-	-	1	-	2	1	12	-	-	-	-	-	-	-	-	-	1	-	1	2	-	9	3	5	-	-
	J	-	-	9	-	-	-	3	-	2	-	-	-	-	-	-	-	-	-	-	-	-	-	-	-	-	2	2	-	-	
Bent County Sheriffs Office	A	8	8	-	-	-	-	1	-	1	-	6	-	-	-	-	-	-	-	-	-	-	-	-	-	-	-	-	-	-	
	J	-	-	-	-	-	-	-	-	-	-	-	-	-	-	-	-	-	-	-	-	-	-	-	-	-	-	-	-	-	
Las Animas PD	A	29	29	-	-	-	-	-	-	1	1	6	-	-	-	-	-	-	-	-	-	1	-	1	2	-	9	3	5	-	-
	J	9	-	9	-	-	-	3	-	2	-	-	-	-	-	-	-	-	-	-	-	-	-	-	-	-	2	2	-	-	
Boulder County	A	13,314	10,478	-	7	30	26	267	179	1,305	75	1,293	11	119	277	24	31	267	58	-	136	201	-	106	2,124	634	441	3	2,864	-	-
	J	-	-	2,836	-	8	12	46	147	757	78	185	17	22	31	5	25	160	34	-	15	46	-	1	34	207	61	6	591	214	134
Boulder County Sheriff	A	1,494	1,494	-	4	14	5	47	52	80	16	265	6	3	20	1	3	39	15	-	9	36	-	20	324	14	118	-	403	-	-
	J	174	-	174	-	3	-	8	32	24	4	35	-	1	1	-	-	22	5	-	-	5	-	-	4	7	19	-	4	-	-
Boulder PD	A	3,712	3,712	-	-	2	15	81	45	706	23	367	2	78	116	21	4	102	17	-	59	67	-	23	905	276	132	3	668	-	-
	J	758	-	758	-	-	6	14	28	334	35	57	8	13	10	5	6	46	6	-	1	14	-	-	7	55	9	6	90	6	2
Broomfield PD	A	599	599	-	-	3	-	25	13	44	7	92	-	3	8	-	3	11	2	-	8	18	-	3	222	11	11	-	115	-	-
	J	203	-	203	-	-	2	5	20	35	9	10	3	-	1	-	7	13	7	-	5	6	-	-	4	20	3	-	24	-	29
Lafayette PD	A	734	734	-	-	-	-	8	-	39	3	73	-	4	16	-	-	11	2	-	10	9	-	-	338	5	12	-	204	-	-
	J	200	-	200	-	1	-	-	3	38	-	13	2	-	-	-	-	12	1	-	-	3	-	-	9	5	5	-	47	7	54





Arrest Data Continued		Total Arrests	Total Adult	Total Juvenile	Murder, Manslaughter	Forcible Rape	Robbery	Felony Assault	Burglary	Larceny- Theft	Motor Vehicle Theft	Simple Assault	Arson	Forgery & Counterfeiting	Fraud	Embezzlement	Stolen Property--Buying, Receiving, Possessing	Vandalism	Weapons --Carrying, Possessing, Etc.	Prostitution and Commercialized Vice	Sex Offenses Except Forcible Rape & Prostitution	Narcotic Drug Laws--Total	Gambling - Total	Offenses Against Family and Children	Driving Under the Influence	Liquor Laws	Disorderly Conduct	Vagrancy	All Other Offenses (Except Traffic)	Curfew and Loitering Law Violations	Runaways
Conejos County	A	285	247	-	-	-	-	4	6	2	5	13	-	-	-	-	-	-	2	-	1	2	-	3	106	4	21	-	78	-	-
	J	-	-	38	-	-	-	-	5	1	2	1	-	-	-	-	-	-	1	-	-	-	-	-	2	14	1	-	9	-	2
Conejos County Sheriff	A	237	237	-	-	-	-	3	6	1	5	13	-	-	-	-	-	-	2	-	1	2	-	3	100	4	19	-	78	-	-
	J	34	-	34	-	-	-	-	1	1	2	1	-	-	-	-	-	-	1	-	-	-	-	-	2	14	1	-	9	-	2
Antonito PD	A	9	9	-	-	-	-	-	-	1	-	-	-	-	-	-	-	-	-	-	-	-	-	-	6	-	2	-	-	-	-
	J	3	-	3	-	-	-	-	3	-	-	-	-	-	-	-	-	-	-	-	-	-	-	-	-	-	-	-	-	-	-
Manassa PD	A	1	1	-	-	-	-	1	-	-	-	-	-	-	-	-	-	-	-	-	-	-	-	-	-	-	-	-	-	-	-
	J	1	-	1	-	-	-	-	1	-	-	-	-	-	-	-	-	-	-	-	-	-	-	-	-	-	-	-	-	-	-
Costilla County	A	76	61	-	-	-	-	5	-	3	2	9	-	1	1	-	-	3	-	-	-	3	-	-	1	-	33	-	-	-	-
	J	-	-	15	-	-	-	-	1	2	1	1	-	-	-	-	2	-	-	-	-	-	-	-	-	-	6	-	-	-	2
Costilla County Sheriff	A	61	61	-	-	-	-	5	-	3	2	9	-	1	1	-	-	3	-	-	-	3	-	-	1	-	33	-	-	-	-
	J	15	-	15	-	-	-	-	1	2	1	1	-	-	-	-	2	-	-	-	-	-	-	-	-	6	-	-	-	-	2
Crowley County	A	95	93	-	-	-	1	-	-	3	-	16	1	-	-	-	1	2	-	-	2	1	-	-	40	1	8	-	17	-	-
	J	-	-	2	-	-	-	-	-	-	-	-	-	-	-	-	-	-	-	-	-	-	-	-	1	-	-	-	1	-	-
Crowley County Sheriff	A	93	93	-	-	-	1	-	-	3	-	16	1	-	-	-	1	2	-	-	2	1	-	-	40	1	8	-	17	-	-
	J	2	-	2	-	-	-	-	-	-	-	-	-	-	-	-	-	-	-	-	-	-	-	-	1	-	-	-	1	-	-
Custer County	A	22	15	-	-	-	-	-	3	-	-	1	-	-	1	-	-	2	1	-	-	2	-	1	4	-	-	-	-	-	-
	J	-	-	7	-	-	-	-	1	-	-	-	-	-	-	-	-	5	-	-	-	-	-	-	-	-	1	-	-	-	-
Custer County Sheriff	A	15	15	-	-	-	-	-	3	-	-	1	-	-	1	-	-	2	1	-	-	2	-	1	4	-	-	-	-	-	-
	J	7	-	7	-	-	-	-	1	-	-	-	-	-	-	-	-	5	-	-	-	-	-	-	-	-	1	-	-	-	-
Delta County	A	489	391	-	1	-	2	24	20	52	2	31	1	3	3	1	1	5	2	-	9	7	-	3	149	5	18	-	52	-	-
	J	-	-	98	-	-	-	-	5	51	13	2	-	-	1	-	-	8	-	-	-	-	-	-	7	3	-	-	5	-	3
Delta County Sheriff	A	113	113	-	-	-	-	19	5	8	1	15	1	2	-	-	-	3	-	-	6	5	-	1	23	2	11	-	11	-	-
	J	8	-	8	-	-	-	-	2	1	-	-	-	-	-	-	-	3	-	-	-	-	-	-	1	-	-	-	1	-	-
Delta PD	A	205	205	-	-	-	2	4	12	39	1	12	-	1	3	-	1	-	1	-	2	2	-	2	120	-	3	-	-	-	-
	J	59	-	59	-	-	-	-	2	38	13	-	-	-	-	-	-	-	-	-	-	-	-	-	6	-	-	-	-	-	-
Paonia PD	A	65	65	-	1	-	-	-	1	1	-	3	-	-	-	1	-	2	1	-	1	-	-	-	6	3	4	-	41	-	-
	J	26	-	26	-	-	-	-	1	7	-	2	-	-	1	-	-	5	-	-	-	-	-	-	-	3	-	-	4	-	3
Cedaredge PD	A	8	8	-	-	-	-	1	2	4	-	1	-	-	-	-	-	-	-	-	-	-	-	-	-	-	-	-	-	-	-
	J	5	-	5	-	-	-	-	-	5	-	-	-	-	-	-	-	-	-	-	-	-	-	-	-	-	-	-	-	-	-
Denver County	A	55,227	44,487	-	92	223	310	1,092	569	4,386	490	7,633	21	248	145	1	30	1,516	1,256	648	530	2,704	43	125	5,506	1,992	3,764	1,835	9,328	-	-
	J	-	-	10,470	7	35	44	58	268	1,459	319	959	10	12	4	-	7	540	271	5	23	212	4	1	58	158	558	-	2,523	3,026	179
Denver PD	A	44,487	44,487	-	92	223	310	1,092	569	4,386	490	7,633	21	248	145	1	30	1,516	1,256	648	530	2,704	43	125	5,506	1,992	3,764	1,835	9,328	-	-
	J	10,740	-	10,470	7	35	44	58	268	1,459	319	959	10	12	4	-	7	540	271	5	23	212	4	1	58	158	558	-	2,523	3,026	179
Denver University PD	A	16	16	-	-	-	-	-	1	2	-	2	-	2	-	-	-	2	-	-	-	-	-	-	-	-	1	-	6	-	-
	J	5	-	5	-	-	-	-	2	-	-	-	-	-	-	-	-	-	-	-	-	-	-	-	-	-	1	1	-	1	-
DPS Auraria	A	24	24	-	-	-	1	4	1	3	-	2	2	-	1	-	-	2	1	-	3	-	-	-	-	-	1	-	3	-	-
	J	12	-	12	-	-	1	2	-	3	2	-	-	-	-	-	-	2	-	-	-	-	-	-	-	-	-	-	2	-	-
CU Medical Center PD	A	26	26	-	-	-	-	-	-	9	-	3	-	-	-	-	-	-	-	-	-	1	1	-	-	-	6	-	6	-	-
	J	7	-	7	-	-	-	-	-	3	-	-	-	-	-	-	-	-	-	-	-	-	-	-	-	-	-	4	-	-	-

Arrest Data Continued		Total Arrests	Total Adult	Total Juvenile	Murder, Manslaughter	Forcible Rape	Robbery	Felony Assault	Burglary	Larceny - Theft	Motor Vehicle Theft	Simple Assault	Atson	Forgery & Counterfeiting	Fraud	Embezzlement	Stolen Property--Buying, Receiving, Possessing	Vandalism	Weapons --Carrying, Possessing, Etc.	Prostitution and Commercialized Vice	Sex Offenses Except Forcible Rape & Prostitution	Narcotic Drug Laws-Total	Gambling - Total	Offenses Against Family and Children	Driving Under the Influence	Liquor Laws	Disorderly Conduct	Vagrancy	All Other Offenses (Except Traffic)	Curfew and Loitering Law Violations	Runaways
Dolores County	A	35	35	-	-	-	-	1	2	-	-	3	-	-	-	-	-	1	-	-	-	1	-	-	19	-	2	-	6	-	-
	J	-	-	-	-	-	-	-	-	-	-	-	-	-	-	-	-	-	-	-	-	-	-	-	-	-	-	-	-	-	-
Dolores County Sheriff	A	35	35	-	-	-	-	1	2	-	-	3	-	-	-	-	-	1	-	-	-	1	-	-	19	-	2	-	6	-	-
	J	-	-	-	-	-	-	-	-	-	-	-	-	-	-	-	-	-	-	-	-	-	-	-	-	-	-	-	-	-	-
Douglas County	A	3,544	2,745	-	3	2	1	30	27	120	5	196	-	7	93	-	6	40	17	2	10	102	-	17	607	361	69	-	1,030	-	-
	J	-	-	809	-	-	-	8	23	113	4	41	6	1	1	-	1	27	11	-	2	7	-	-	5	271	19	-	81	33	155
Douglas County Sheriff	A	2,091	2,091	-	3	-	1	26	19	70	1	125	-	4	44	-	5	21	15	2	8	77	-	12	406	318	34	-	900	-	-
	J	650	-	650	-	-	-	6	19	74	3	38	4	-	1	-	1	11	9	-	2	5	-	-	3	248	6	-	65	-	155
Castle Rock PD	A	412	412	-	-	-	-	3	6	20	3	51	-	1	44	-	1	17	1	-	2	16	-	4	117	13	29	-	84	-	-
	J	61	-	61	-	-	-	2	1	17	1	1	1	-	-	-	-	11	-	-	-	1	-	-	2	9	10	-	5	-	-
Parker PD	A	242	242	-	-	2	-	1	2	30	1	20	-	2	5	-	-	2	1	-	-	9	-	1	84	30	6	-	46	-	-
	J	98	-	98	-	-	-	-	3	22	-	2	1	1	-	-	-	5	2	-	-	1	-	-	-	14	3	-	11	33	-
Eagle County	A	2,182	2,034	-	-	-	1	39	9	153	13	146	-	4	138	-	8	47	10	-	7	165	-	2	373	56	260	-	603	-	-
	J	-	-	148	-	-	-	-	2	35	6	5	-	-	1	-	1	17	2	-	1	4	-	-	6	18	8	-	28	8	6
Eagle County Sheriff	A	733	733	-	-	-	-	26	3	23	5	71	-	1	6	-	3	18	2	-	5	33	-	1	146	6	112	-	272	-	-
	J	27	-	27	-	-	-	-	-	-	2	-	-	-	-	-	-	-	1	-	1	1	-	-	2	10	2	-	8	-	-
Vail PD	A	886	886	-	-	-	1	4	2	101	5	47	-	2	52	-	5	23	2	-	-	119	-	-	136	38	107	-	242	-	-
	J	53	-	53	-	-	-	-	2	20	-	2	-	-	1	-	1	4	-	-	-	3	-	-	1	7	4	-	7	-	1
Eagle PD	A	81	81	-	-	-	-	5	-	3	-	7	-	-	10	-	-	5	1	-	-	3	-	1	23	-	16	-	7	-	-
	J	13	-	13	-	-	-	-	-	5	-	-	-	-	-	-	-	8	-	-	-	-	-	-	-	-	-	-	-	-	-
Minturn PD	A	92	92	-	-	-	-	4	-	1	2	4	-	-	-	-	-	-	1	-	-	2	-	-	38	8	7	-	25	-	-
	J	14	-	14	-	-	-	-	-	1	2	1	-	-	-	-	-	4	-	-	-	-	-	-	3	1	2	-	-	-	-
Basalt PD	A	42	42	-	-	-	-	-	2	9	1	6	-	-	1	-	-	-	4	-	1	1	-	-	6	-	9	-	2	-	-
	J	19	-	19	-	-	-	-	-	3	1	2	-	-	-	-	-	1	-	-	-	-	-	-	-	-	-	-	8	-	4
Avon PD	A	200	200	-	-	-	-	-	2	16	-	11	-	1	69	-	-	1	-	-	1	7	-	-	24	4	9	-	55	-	-
	J	22	-	22	-	-	-	-	-	6	1	-	-	-	-	-	-	-	1	-	-	-	-	-	-	-	-	-	5	8	1
Elbert County	A	157	134	-	-	-	-	16	1	13	2	11	3	2	6	-	-	4	3	-	4	2	-	-	30	-	-	-	37	-	-
	J	-	-	23	-	-	-	1	2	6	-	1	1	-	-	-	3	1	1	-	-	2	-	-	-	1	-	-	1	-	3
Elbert County Sheriff	A	115	115	-	-	-	-	11	1	11	1	8	3	2	6	-	-	3	3	-	4	-	-	-	26	-	-	-	36	-	-
	J	9	-	9	-	-	-	1	2	5	-	-	-	-	-	-	-	-	1	-	-	-	-	-	-	-	-	-	-	-	-
Elizabeth PD	A	19	19	-	-	-	-	5	-	2	1	3	-	-	-	-	-	1	-	-	-	2	-	-	4	-	-	-	1	-	-
	J	14	-	14	-	-	-	-	-	1	-	1	1	-	-	-	-	3	1	-	-	-	2	-	-	1	-	-	1	-	3

Arrest Data Continued		Total Arrests	Total Adult	Total Juvenile	Murder, Manslaughter	Forcible Rape	Robbery	Felony Assault	Burglary	Larceny- Theft	Motor Vehicle Theft	Simple Assault	Arson	Forgery & Counterfeiting	Fraud	Embezzlement	Stolen Property--Buying, Receiving, Possessing	Vandalism	Weapons --Carrying, Possessing, Etc.	Prostitution and Commercialized Vice	Sex Offenses Except Forcible Rape & Prostitution	Narcotic Drug Laws-Total	Gambling - Total	Offenses Against Family and Children	Driving Under the Influence	Liquor Laws	Disorderly Conduct	Vagrancy	All Other Offenses (Except Traffic)	Curfew and Loitering Law Violations	Runaways
El Paso County	A	27,952	21,348	-	24	33	89	353	288	2,697	118	1,854	19	42	731	16	33	754	514	90	167	688	4	206	2,914	1,760	2,094	-	5,860	-	-
	J	-	-	6,604	16	3	50	119	407	1,959	184	471	46	7	25	-	25	402	193	-	65	67	1	4	37	375	473	-	1,131	10	534
El Paso County Sheriff	A	2,968	2,968	-	5	2	1	69	59	193	31	263	-	2	25	15	3	63	35	1	26	70	-	78	488	162	367	-	1,010	-	-
	J	999	-	999	6	1	3	28	129	192	36	113	4	-	5	-	3	98	15	-	13	16	-	3	8	79	132	-	86	-	27
Colorado Springs PD	A	17,445	17,445	-	19	30	88	270	220	2,394	84	1,547	19	39	703	1	29	675	470	89	138	597	4	115	2,336	1,592	1,580	-	4,406	-	-
	J	5,199	-	5,199	8	2	45	80	248	1,659	142	336	40	7	19	-	22	276	165	-	47	50	1	1	29	294	281	-	975	-	472
Fountain PD	A	601	601	-	-	1	-	7	5	95	3	32	-	-	-	-	-	12	7	-	-	17	-	8	60	6	99	-	249	-	-
	J	303	-	303	-	-	2	7	11	95	4	22	2	-	-	-	-	15	9	-	4	1	-	-	-	1	51	-	40	9	30
Manitou Springs PD	A	319	319	-	-	-	-	6	3	15	-	11	-	1	3	-	1	4	2	-	3	4	-	4	28	-	48	-	186	-	-
	J	73	-	73	-	-	-	4	5	11	-	-	-	-	1	-	-	10	4	-	1	-	-	-	-	1	9	-	24	1	2
Marshal Palmer Lake	A	12	12	-	-	-	-	-	-	-	-	1	-	-	-	-	-	-	-	-	-	-	-	-	2	-	-	-	9	-	-
	J	19	-	19	-	-	-	-	9	2	-	-	-	-	-	-	-	-	-	-	-	-	-	-	-	-	-	-	6	-	2
Woodmoor-Monument PD	A	2	2	-	-	-	-	1	1	-	-	-	-	-	-	-	-	-	-	-	-	-	-	-	-	-	-	-	-	-	-
	J	7	-	7	-	-	-	-	2	-	2	-	-	-	-	-	-	3	-	-	-	-	-	-	-	-	-	-	-	-	-
Green Mountain Falls PD	A	1	1	-	-	-	-	-	-	-	-	-	-	-	-	-	-	-	-	-	-	-	1	-	-	-	-	-	-	-	-
	J	4	-	4	-	-	-	-	3	-	-	-	-	-	-	-	-	-	-	-	-	-	-	-	-	-	-	-	-	-	1
Fremont County	A	2,032	1,571	-	-	-	-	86	26	63	7	111	3	4	28	-	-	29	10	-	10	32	-	34	284	122	144	-	578	-	-
	J	-	-	461	-	1	-	21	19	79	4	30	1	1	1	-	-	17	7	-	1	6	-	-	11	75	29	-	80	13	65
Fremont County Sheriff	A	661	661	-	-	-	-	22	17	5	2	51	2	1	18	-	-	15	3	-	5	16	-	2	34	3	38	-	427	-	-
	J	120	-	120	-	-	-	2	7	4	1	11	-	-	1	-	-	6	-	-	-	-	-	-	1	5	4	-	32	-	46
Canon City PD	A	786	786	-	-	-	-	40	5	53	4	52	1	2	10	-	-	8	5	-	2	15	-	31	219	117	87	-	135	-	-
	J	288	-	288	-	1	-	16	9	68	3	12	-	-	-	-	-	3	6	-	1	5	-	-	10	68	19	-	45	13	9
Florence PD	A	124	124	-	-	-	-	24	4	5	1	8	-	1	-	-	-	6	2	-	3	1	-	1	31	2	19	-	16	-	-
	J	53	-	53	-	-	-	3	3	7	-	7	1	1	-	-	-	8	1	-	-	1	-	-	-	2	6	-	3	-	10
Garfield County	A	1,300	1,102	-	-	-	2	30	9	87	5	131	-	1	9	-	-	23	10	-	16	13	-	5	358	111	126	-	166	-	-
	J	-	-	198	-	-	-	2	2	79	3	9	-	2	-	-	2	5	2	-	1	-	-	-	8	48	8	-	12	2	13
Garfield County Sheriff	A	124	124	-	-	-	-	2	3	3	3	50	-	-	-	-	-	3	-	-	2	5	-	1	33	-	12	-	7	-	-
	J	1	-	1	-	-	-	-	-	-	-	1	-	-	-	-	-	-	-	-	-	-	-	-	-	-	-	-	-	-	-
Glenwood Springs PD	A	673	673	-	-	-	-	14	4	68	2	41	-	1	7	-	-	15	6	-	9	4	-	1	250	76	88	-	87	-	-
	J	134	-	134	-	-	-	-	2	59	1	3	-	2	-	-	1	3	2	-	1	-	-	-	5	31	5	-	8	-	11
Parachute PD	A	18	18	-	-	-	-	-	-	-	-	2	-	-	-	-	-	-	-	-	1	1	-	1	4	1	4	-	4	-	-
	J	1	-	1	-	-	-	-	-	-	-	-	-	-	-	-	-	-	-	-	-	-	-	-	-	-	-	-	1	-	-

Arrest Data Continued		Total Arrests	Total Adult	Total Juvenile	Murder, Manslaughter	Forcible Rape	Robbery	Felony Assault	Burglary	Larceny-Theft	Motor Vehicle Theft	Simple Assault	Arson	Forgery & Counterfeiting	Fraud	Embezzlement	Stolen Property--Buying, Receiving, Possessing	Vandalism	Weapons --Carrying, Possessing, Etc.	Prostitution and Commercialized Vice	Sex Offenses Except Forcible Rape & Prostitution	Narcotic Drug Laws-Total	Gambling - Total	Offenses Against Family and Children	Driving Under the Influence	Liquor Laws	Disorderly Conduct	Vagrancy	All Other Offenses (Except Traffic)	Curfew and Loitering Law Violations	Runaways
Rifle PD	A	156	156	-	-	-	1	12	1	9	-	27	-	-	1	-	-	2	2	-	3	-	-	2	35	16	3	-	42	-	-
	J	36	-	36	-	-	-	2	-	7	2	5	-	-	-	-	1	-	-	-	-	-	-	-	2	10	-	-	3	2	2
Carbondale PD	A	94	94	-	-	-	1	-	1	6	-	7	-	-	-	-	-	1	2	-	1	3	-	-	25	17	19	-	11	-	-
	J	25	-	25	-	-	-	-	-	13	-	-	-	-	-	-	-	2	-	-	-	-	-	-	-	7	3	-	-	-	-
Silt PD	A	30	30	-	-	-	-	2	-	-	-	4	-	-	-	-	-	1	-	-	-	-	-	-	9	1	-	-	13	-	-
	J	1	-	1	-	-	-	-	-	-	-	-	-	-	-	-	-	-	-	-	-	-	-	-	1	-	-	-	-	-	-
New Castle PD	A	7	7	-	-	-	-	-	-	1	-	-	-	-	1	-	-	-	-	-	-	-	-	-	2	-	-	-	2	-	-
	J	-	-	-	-	-	-	-	-	-	-	-	-	-	-	-	-	-	-	-	-	-	-	-	-	-	-	-	-	-	-
Gilpin County	A	185	173	-	1	-	-	13	9	5	2	9	-	-	1	-	-	7	1	-	-	5	2	-	84	7	8	-	19	-	-
	J	-	-	12	-	-	-	-	-	-	-	2	-	-	-	-	-	1	-	-	-	-	-	-	-	-	1	3	-	5	
Gilpin County Sheriff	A	74	74	-	1	-	-	6	9	-	-	-	-	-	1	-	-	-	-	-	-	1	-	-	50	3	-	-	3	-	-
	J	5	-	5	-	-	-	-	-	-	-	-	-	-	-	-	-	-	-	-	-	-	-	-	-	-	-	-	-	5	
Central City PD	A	84	84	-	-	-	-	3	-	5	2	8	-	-	-	-	-	7	-	-	-	2	2	-	29	4	6	-	16	-	-
	J	7	-	7	-	-	-	-	-	-	-	2	-	-	-	-	-	1	-	-	-	-	-	-	-	-	1	3	-	-	
Black Hawk PD	A	15	15	-	-	-	-	4	-	-	-	1	-	-	-	-	-	-	1	-	-	2	-	-	5	-	2	-	-	-	-
	J	-	-	-	-	-	-	-	-	-	-	-	-	-	-	-	-	-	-	-	-	-	-	-	-	-	-	-	-	-	-
Grand County	A	391	367	-	-	-	-	6	11	23	5	59	1	2	14	-	1	16	8	-	7	20	-	-	100	2	21	-	71	-	-
	J	-	-	24	-	-	-	-	4	7	-	1	-	-	1	-	-	3	1	-	1	-	-	-	1	1	2	-	2	-	-
Grand County Sheriff	A	328	328	-	-	-	-	6	11	23	4	47	1	2	14	-	1	15	7	-	7	16	-	-	93	2	21	-	58	-	-
	J	23	-	23	-	-	-	-	4	7	-	1	-	-	1	-	-	3	1	-	1	-	-	-	-	1	2	-	2	-	-
Kremmling PD	A	39	39	-	-	-	-	-	-	-	1	12	-	-	-	-	-	1	1	-	-	4	-	-	7	-	-	-	13	-	-
	J	1	-	1	-	-	-	-	-	-	-	-	-	-	-	-	-	-	-	-	-	-	-	-	1	-	-	-	-	-	-
Gunnison County	A	630	556	-	-	-	-	3	8	57	5	26	-	3	8	-	-	10	6	-	2	43	-	4	74	83	78	-	146	-	-
	J	-	-	74	-	-	-	-	4	27	10	2	-	1	-	-	-	-	1	-	-	-	-	-	3	12	5	-	9	-	-
Gunnison County Sheriff	A	59	59	-	-	-	-	3	1	2	-	-	-	-	1	-	-	3	3	-	2	24	-	1	3	-	-	-	16	-	-
	J	-	-	-	-	-	-	-	-	-	-	-	-	-	-	-	-	-	-	-	-	-	-	-	-	-	-	-	-	-	-
Gunnison PD	A	447	447	-	-	-	-	-	7	46	4	24	-	3	4	-	-	7	3	-	-	19	-	3	55	83	67	-	122	-	-
	J	65	-	65	-	-	-	-	4	24	6	2	-	1	-	-	-	-	1	-	-	-	-	-	3	12	5	-	7	-	-
Mt Crested Butte PD	A	19	19	-	-	-	-	-	-	8	-	1	-	-	3	-	-	-	-	-	-	-	-	-	5	-	1	-	1	-	-
	J	-	-	-	-	-	-	-	-	-	-	-	-	-	-	-	-	-	-	-	-	-	-	-	-	-	-	-	-	-	-
Crested Butte PD	A	31	31	-	-	-	-	-	-	1	1	1	-	-	-	-	-	-	-	-	-	-	-	-	11	-	10	-	7	-	-
	J	9	-	9	-	-	-	-	-	3	4	-	-	-	-	-	-	-	-	-	-	-	-	-	-	-	-	-	2	-	-
Hinsdale County	A	7	7	-	-	-	-	-	-	-	1	-	-	-	-	-	-	-	-	-	-	-	-	-	5	-	-	-	1	-	-
	J	-	-	-	-	-	-	-	-	-	-	-	-	-	-	-	-	-	-	-	-	-	-	-	-	-	-	-	-	-	-
Hinsdale County Sheriff	A	7	7	-	-	-	-	-	-	-	1	-	-	-	-	-	-	-	-	-	-	-	-	-	5	-	-	-	1	-	-
	J	-	-	-	-	-	-	-	-	-	-	-	-	-	-	-	-	-	-	-	-	-	-	-	-	-	-	-	-	-	-
Huerfano County	A	362	277	-	-	-	-	-	-	20	-	-	-	-	-	-	-	7	-	2	1	-	1	39	-	92	-	115	-	-	
	J	-	-	85	-	-	-	-	3	20	-	-	-	-	-	-	-	-	-	-	-	1	-	-	-	7	-	25	8	21	
Walsenburg PD	A	277	277	-	-	-	-	-	-	20	-	-	-	-	-	-	-	7	-	2	1	-	1	39	-	92	-	115	-	-	
	J	85	-	85	-	-	-	-	3	20	-	-	-	-	-	-	-	-	-	-	-	1	-	-	-	7	-	25	8	21	

Arrest Data Continued		Total Arrests	Total Adult	Total Juvenile	Murder, Manslaughter	Forcible Rape	Robbery	Felony Assault	Burglary	Larceny-Theft	Motor Vehicle Theft	Simple Assault	Arson	Forgery & Counterfeiting	Fraud	Embezzlement	Stolen Property--Buying, Receiving, Possessing	Vandalism	Weapons --Carrying, Possessing, Etc.	Prostitution and Commercialized Vice	Sex Offenses Except Forcible Rape & Prostitution	Narcotic Drug Laws-Total	Gambling - Total	Offenses Against Family and Children	Driving Under the Influence	Liquor Laws	Disorderly Conduct	Vagrancy	All Other Offenses (Except Traffic)	Curfew and Loitering Law Violations	Runaways
Jackson County	A	17	17	-	-	-	-	1	2	-	1	1	1	-	1	-	-	-	-	-	-	2	-	-	6	1	1	-	1	-	-
	J	-	-	-	-	-	-	-	-	-	-	-	-	-	-	-	-	-	-	-	-	-	-	-	-	-	-	-	-	-	
Jackson County Sheriff	A	17	17	-	-	-	-	1	2	-	1	1	-	-	1	-	-	-	-	-	-	2	-	-	6	1	1	-	1	-	-
	J	-	-	-	-	-	-	-	-	-	-	-	-	-	-	-	-	-	-	-	-	-	-	-	-	-	-	-	-	-	
Jefferson County	A	21,865	16,682	-	5	46	59	531	213	2,245	59	1,301	9	114	360	44	85	399	189	27	193	652	2	257	3,257	1,239	1,646	-	3,750	-	-
	J	-	-	5,183	-	5	29	171	277	1,626	118	217	54	22	46	6	98	380	84	-	67	68	-	4	49	575	397	-	690	5	195
Jefferson County Sheriff	A	3,341	3,341	-	4	10	9	26	66	434	10	277	2	27	73	1	20	92	79	2	48	227	-	99	242	790	370	-	433	-	-
	J	1,431	-	1,431	-	-	5	13	122	394	23	79	14	5	6	-	14	127	24	-	21	34	-	2	3	369	79	-	97	-	-
Arvada PD	A	2,036	2,036	-	-	4	8	157	41	452	9	119	2	8	23	1	4	45	15	1	25	103	-	20	860	4	47	-	88	-	-
	J	624	-	624	-	-	4	54	63	299	21	111	8	5	4	-	7	55	9	-	12	9	-	2	13	2	12	-	34	-	-
Golden PD	A	970	970	-	-	-	-	18	7	48	-	63	1	2	12	-	-	14	3	-	10	22	-	11	154	11	51	-	543	-	-
	J	154	-	154	-	-	-	5	5	39	-	11	4	-	1	-	9	7	9	-	-	2	-	-	3	-	9	-	44	-	6
Edgewater	A	133	133	-	-	-	-	1	-	51	-	4	-	1	-	-	-	2	1	-	1	10	-	-	55	-	5	-	2	-	-
	J	38	-	38	-	-	2	1	2	19	1	4	-	-	-	-	-	-	1	-	1	3	-	-	2	-	1	-	1	-	-
DPS Lakewood	A	7,475	7,475	-	1	26	38	215	81	1,061	32	723	3	56	199	42	47	206	75	20	73	209	2	81	1,541	338	1,003	-	1,403	-	-
	J	2,450	-	2,450	-	3	17	73	76	772	54	97	19	9	31	6	59	166	34	-	27	13	-	-	21	128	252	-	411	-	182
Wheat Ridge PD	A	2,605	2,605	-	-	6	3	111	18	198	8	114	1	20	53	-	14	36	16	4	34	77	-	46	387	91	164	-	1,204	-	-
	J	479	-	479	-	2	1	25	9	98	19	15	9	3	4	-	9	25	7	-	6	7	-	-	7	76	44	-	102	5	6
Morrison PD	A	18	18	-	-	-	-	-	-	-	-	-	-	-	-	-	-	-	-	-	-	2	-	-	12	-	-	-	4	-	-
	J	-	-	-	-	-	-	-	-	-	-	-	-	-	-	-	-	-	-	-	-	-	-	-	-	-	-	-	-	-	-
School of Mines PD - Golden	A	9	9	-	-	-	-	-	-	-	-	-	-	-	-	-	-	1	-	-	2	-	-	-	1	1	-	4	-	-	
	J	-	-	-	-	-	-	-	-	-	-	-	-	-	-	-	-	-	-	-	-	-	-	-	-	-	-	-	-	-	-
Mountain View PD	A	95	95	-	-	-	1	3	-	1	-	1	-	-	-	-	-	3	-	-	-	2	-	-	6	4	5	-	69	-	-
	J	7	-	7	-	-	-	-	-	5	-	-	-	-	-	-	-	-	-	-	-	-	-	-	-	-	-	1	-	1	
Kiowa County	A	21	21	-	-	-	1	2	1	3	1	3	-	-	-	-	-	2	-	-	-	-	-	-	5	-	-	-	3	-	-
	J	-	-	-	-	-	-	-	-	-	-	-	-	-	-	-	-	-	-	-	-	-	-	-	-	-	-	-	-	-	-
Kiowa County Sheriff	A	19	19	-	-	-	1	1	1	3	1	2	-	-	-	-	-	2	-	-	-	-	-	-	5	-	-	-	3	-	-
	J	-	-	-	-	-	-	-	-	-	-	-	-	-	-	-	-	-	-	-	-	-	-	-	-	-	-	-	-	-	-
Eads PD	A	2	2	-	-	-	-	1	-	-	-	1	-	-	-	-	-	-	-	-	-	-	-	-	-	-	-	-	-	-	-
	J	-	-	-	-	-	-	-	-	-	-	-	-	-	-	-	-	-	-	-	-	-	-	-	-	-	-	-	-	-	-
Kit Carson County	A	180	156	-	1	-	-	10	2	15	-	8	-	2	14	-	-	7	-	-	-	-	-	4	39	19	13	-	22	-	-
	J	-	-	24	-	-	-	-	1	7	3	-	-	-	-	-	5	-	-	-	-	-	-	-	1	1	3	-	-	-	3
Kit Carson County Sheriff	A	50	50	-	-	-	-	1	-	5	-	3	-	1	13	-	-	3	-	-	-	-	-	1	7	1	4	-	11	-	-
	J	1	-	1	-	-	-	-	-	-	-	-	-	-	-	-	1	-	-	-	-	-	-	-	-	-	-	-	-	-	-
Burlington PD	A	102	102	-	1	-	-	9	2	10	-	4	-	1	1	-	-	4	-	-	-	-	-	3	32	18	6	-	11	-	-
	J	15	-	15	-	-	-	-	1	7	-	-	-	-	-	-	2	-	-	-	-	-	-	-	1	1	-	-	-	-	3
Stratton Marshalls Office	A	4	4	-	-	-	-	-	-	-	-	1	-	-	-	-	-	-	-	-	-	-	-	-	-	-	3	-	-	-	-
	J	8	-	8	-	-	-	-	-	-	3	-	-	-	-	-	2	-	-	-	-	-	-	-	-	-	3	-	-	-	-

Arrest Data Continued		Total Arrests	Total Adult	Total Juvenile	Murder, Manslaughter	Forcible Rape	Robbery	Felony Assault	Burglary	Larceny-Theft	Motor Vehicle Theft	Simple Assault	Arson	Forgery & Counterfeiting	Fraud	Embezzlement	Stolen Property--Buying, Receiving, Possessing	Vandalism	Weapons --Carrying, Possessing, Etc.	Prostitution and Commercialized Vice	Sex Offenses Except Forcible Rape & Prostitution	Narcotic Drug Laws--Total	Gambling - Total	Offenses Against Family and Children	Driving Under the Influence	Liquor Laws	Disorderly Conduct	Vagrancy	All Other Offenses (Except Traffic)	Curfew and Loitering Law Violations	Runaways	
Lake County	A	180	174	-	-	-	-	10	4	5	1	11	-	1	2	-	-	3	1	-	-	6	-	25	29	-	13	-	63	-	-	
	J	-	-	6	-	-	-	-	2	-	-	-	-	-	-	-	-	-	-	-	-	-	-	-	1	-	2	-	-	-	1	
Lake County Sheriff	A	67	67	-	-	-	-	6	1	3	1	8	-	-	1	-	-	3	-	-	-	6	-	8	5	-	9	-	16	-	-	
	J	4	-	4	-	-	-	-	2	-	-	-	-	-	-	-	-	-	-	-	-	-	-	-	-	2	-	-	-	-		
Leadville PD	A	107	107	-	-	-	-	4	3	2	-	3	-	1	1	-	-	-	1	-	-	-	-	17	24	-	4	-	47	-	-	
	J	2	-	2	-	-	-	-	-	-	-	-	-	-	-	-	-	-	-	-	-	-	-	-	1	-	-	-	-	1		
La Plata County	A	2,407	1,967	-	-	-	-	33	21	238	2	192	-	7	58	-	-	46	10	-	10	29	-	11	489	183	105	-	533	-	-	
	J	-	-	440	-	-	-	2	24	167	1	36	-	1	4	-	-	10	1	-	1	3	-	-	9	83	13	-	36	5	44	
La Plata County Sheriff	A	282	282	-	-	-	-	20	4	14	-	83	-	-	-	-	-	7	5	-	2	19	-	4	36	18	8	-	62	-	-	
	J	8	-	8	-	-	-	-	-	-	-	-	-	-	-	-	-	-	-	-	-	-	-	-	2	5	-	-	1	-	-	
Durango PD	A	1,532	1,532	-	-	-	-	12	16	222	2	79	-	7	58	-	-	39	5	-	8	7	-	7	434	151	86	-	399	-	-	
	J	386	-	386	-	-	-	1	17	167	1	27	-	1	4	-	-	10	1	-	-	3	-	-	6	70	7	-	29	5	37	
Ignacio PD	A	141	141	-	-	-	-	1	1	1	-	21	-	-	-	-	-	-	-	-	-	-	-	-	19	14	11	-	70	-	-	
	J	43	-	43	-	-	-	1	5	-	-	9	-	-	-	-	-	-	-	-	-	-	-	-	1	8	6	-	6	-	7	
Bayfield PD	A	12	12	-	-	-	-	-	-	1	-	9	-	-	-	-	-	-	-	-	-	-	-	-	-	-	-	-	2	-	-	
	J	3	-	3	-	-	-	-	2	-	-	-	-	-	-	-	-	-	-	-	-	1	-	-	-	-	-	-	-	-	-	
Larimer County	A	9,917	8,075	-	2	8	4	136	63	778	25	588	1	36	918	41	15	198	37	-	59	218	-	32	1,431	561	1,050	-	1,874	-	-	
	J	-	-	1,842	-	4	8	47	66	558	105	89	10	9	11	1	14	137	26	-	5	34	-	3	26	190	101	-	212	64	122	
Larimer County Sheriff	A	1,082	1,082	-	1	-	-	5	14	40	7	149	-	3	13	-	-	11	4	-	16	39	-	3	305	11	24	-	437	-	-	
	J	2	-	2	-	-	-	-	-	-	-	1	-	-	-	-	-	-	-	-	-	-	-	-	-	-	-	-	1	-	-	
Berthoud PD	A	76	76	-	-	-	-	-	-	1	-	25	-	-	3	-	-	3	-	-	-	-	-	-	14	12	-	10	-	8	-	-
	J	21	-	21	-	-	-	1	-	7	-	4	-	-	-	-	-	4	-	-	-	-	-	-	-	-	3	-	1	-	1	
Estes Park PD	A	266	266	-	-	-	-	2	1	4	1	20	-	2	6	1	-	2	3	-	-	23	-	1	98	11	13	-	78	-	-	
	J	21	-	21	-	-	-	-	-	4	2	2	-	-	-	-	-	-	-	-	-	1	-	-	1	6	2	-	3	-	-	
Fort Collins PD	A	4,850	4,850	-	-	7	4	64	31	556	13	258	-	28	868	34	7	120	17	-	24	89	-	1	522	273	851	-	1,083	-	-	
	J	1,150	-	1,150	-	-	3	34	34	380	88	48	4	7	8	-	13	86	17	-	4	20	-	-	10	90	56	-	131	54	63	
Loveland PD	A	1,284	1,284	-	1	1	-	44	11	135	2	124	1	-	21	5	1	33	13	-	5	55	-	13	317	197	124	-	181	-	-	
	J	616	-	616	-	4	5	10	26	162	15	34	6	2	3	1	1	47	9	-	1	13	-	3	14	88	39	-	65	10	58	
Colorado State University	A	517	517	-	-	-	-	21	6	42	2	12	-	3	7	1	7	29	-	-	14	12	-	-	177	69	28	-	87	-	-	
	J	32	-	32	-	-	-	2	6	5	-	-	-	-	-	-	-	-	-	-	-	-	-	-	1	6	1	-	11	-	-	

Arrest Data Continued		Total Arrests	Total Adult	Total Juvenile	Murder, Manslaughter		Forcible Rape	Robbery	Felony Assault	Burglary	Larceny-Theft	Motor Vehicle Theft	Simple Assault	Atson	Forgery & Counterfeiting	Fraud	Embezzlement	Stolen Property--Buying, Receiving, Possessing	Vandalism	Weapons --Carrying, Possessing, Etc.	Prostitution and Commercialized Vice	Sex Offenses Except Forcible Rape & Prostitution	Narcotic Drug Laws-Total	Gambling - Total	Offenses Against Family and Children	Driving Under the Influence	Liquor Laws	Disorderly Conduct	Vagrancy	All Other Offenses (Except Traffic)	Curfew and Loitering Law Violations	Runaways
Las Animas County Sheriff	A	846	739	-	1	2	2	28	18	43	-	78	1	4	3	-	11	30	12	-	6	8	-	4	177	6	78	-	227	-	-	
	J	-	-	107	-	-	-	5	10	24	1	8	-	-	-	-	4	6	1	-	-	-	1	-	4	-	7	-	10	13	13	
Las Animas County Sheriff	A	4	4	-	-	-	-	-	-	-	-	-	-	-	-	-	-	2	-	-	-	-	-	-	-	-	2	-	-	-		
	J	-	-	-	-	-	-	-	-	-	-	-	-	-	-	-	-	-	-	-	-	-	-	-	-	-	-	-	-	-		
Trinidad	A	735	735	-	1	2	2	28	18	43	-	78	1	4	3	-	11	28	12	-	6	8	-	4	177	6	76	-	227	-	-	
	J	107	-	107	-	-	-	5	10	24	1	8	-	-	-	-	4	6	1	-	-	-	1	-	4	-	7	-	10	13	13	
Lincoln County	A	208	198	-	-	-	-	5	2	25	1	6	1	2	17	-	-	1	-	-	5	-	-	1	37	1	1	-	93	-	-	
	J	-	-	10	-	-	-	-	1	2	-	-	-	-	-	-	-	-	-	-	-	-	-	-	-	-	-	-	-	7		
Lincoln County Sheriff	A	72	72	-	-	-	-	4	-	6	1	-	1	1	15	-	-	-	-	-	5	-	-	-	-	-	-	-	39	-	-	
	J	-	-	-	-	-	-	-	-	-	-	-	-	-	-	-	-	-	-	-	-	-	-	-	-	-	-	-	-	-		
Limon PD	A	126	126	-	-	-	-	1	2	19	-	6	-	1	2	-	-	1	-	-	-	-	-	1	37	1	1	-	54	-	-	
	J	10	-	10	-	-	-	-	1	2	-	-	-	-	-	-	-	-	-	-	-	-	-	-	-	-	-	-	-	7		
Logan County	A	972	721	-	-	1	3	11	1	85	3	10	-	2	32	-	1	18	-	-	4	7	-	10	180	74	88	-	191	-	-	
	J	-	-	251	-	-	1	4	4	86	6	2	3	1	-	-	2	19	-	-	1	1	-	-	10	36	37	-	29	9	-	
Logan County Sheriff	A	93	93	-	-	-	-	-	-	3	-	1	-	-	24	-	-	1	-	-	-	2	-	3	23	2	2	-	32	-	-	
	J	2	-	2	-	-	-	-	-	-	-	-	-	-	-	-	-	-	-	-	-	-	-	-	-	-	-	2	-	-		
Sterling PD	A	628	628	-	-	1	3	11	1	82	3	9	-	2	8	-	1	17	-	-	4	5	-	7	157	72	86	-	159	-	-	
	J	249	-	249	-	-	1	4	4	86	6	2	3	1	-	-	2	19	-	-	1	1	-	-	10	36	37	-	27	9	-	
Mesa County	A	4,262	3,062	-	3	5	9	80	70	522	32	383	3	54	104	11	13	81	18	-	27	84	-	40	533	119	308	-	563	-	-	
	J	-	-	1,200	-	4	2	18	103	507	42	56	8	22	14	3	6	65	17	-	7	6	-	-	11	52	64	-	175	1	17	
Mesa County Sheriff	A	490	490	-	-	1	2	16	22	86	4	136	-	3	2	-	-	17	5	-	6	7	-	16	32	2	22	-	111	-	-	
	J	237	-	237	-	-	-	7	57	94	10	15	1	2	2	-	-	18	4	-	1	3	-	-	-	6	3	-	14	-	-	
Grand Junction PD	A	2,393	2,393	-	3	2	7	52	48	414	27	233	2	50	99	11	9	61	13	-	20	74	-	21	466	117	273	-	391	-	-	
	J	834	-	834	-	4	2	8	45	366	30	38	7	18	12	3	5	38	11	-	6	3	-	-	10	43	49	-	136	-	-	
Fruita PD	A	131	131	-	-	-	-	6	-	15	1	13	1	1	3	-	-	3	-	-	1	-	-	2	27	-	12	-	46	-	-	
	J	55	-	55	-	-	-	-	-	23	1	2	-	2	-	-	-	9	2	-	-	-	-	-	1	2	3	-	10	-	-	
Palisade PD	A	48	48	-	-	2	-	6	-	7	-	1	-	-	-	-	4	-	-	-	-	-	3	-	1	8	-	1	-	15	-	-
	J	74	-	74	-	-	-	3	1	24	1	1	-	-	-	-	1	-	-	-	-	-	-	-	1	9	-	15	1	17		
Mineral County Sheriff	A	12	12	-	-	-	-	-	-	-	1	-	-	-	-	-	-	-	-	-	-	-	-	-	6	-	3	-	-	-	-	
	J	-	-	-	-	-	-	-	-	-	-	-	-	-	-	-	-	-	-	-	-	-	-	-	-	-	-	-	-	-	-	
Mineral County Sheriff	A	12	12	-	-	-	-	-	-	-	1	-	-	-	-	-	-	-	-	-	-	-	-	-	6	-	3	-	-	-	-	
	J	-	-	-	-	-	-	-	-	-	-	-	-	-	-	-	-	-	-	-	-	-	-	-	-	-	-	-	-	-	-	





Arrest Data Continued	Total Arrests		Total Adult	Total Juvenile	Murder, Manslaughter	Forcible Rape	Robbery	Felony Assault	Burglary	Larceny - Theft	Motor Vehicle Theft	Simple Assault	Arson	Forgery & Counterfeiting	Fraud	Embezzlement	Stolen Property--Buying, Receiving, Possessing	Vandalism	Weapons -- Carrying, Possessing, Etc.	Prostitution and Commercialized Vice	Sex Offenses Except Forcible Rape & Prostitution	Narcotic Drug Laws--Total	Gambling - Total	Offenses Against Family and Children	Driving Under the Influence	Liquor Laws	Disorderly Conduct	Vagrancy	All Other Offenses (Except Traffic)	Curfew and Loitering Law Violations	Runaways
	A	J																													
Otero County	1,329	1,015	-	-	1	8	39	21	87	3	61	2	15	2	-	1	20	7	-	17	13	-	4	218	100	190	-	206	-	-	
	-	-	314	-	-	-	15	16	71	10	27	3	2	-	-	-	16	2	1	-	4	-	-	2	78	26	-	38	1	2	
Otero County Sheriff	123	123	-	-	-	-	6	3	4	-	1	-	2	-	-	-	-	-	-	2	1	-	1	-	26	2	-	75	-	-	
	38	-	38	-	-	-	3	2	-	4	-	-	-	-	-	-	-	-	-	-	-	-	-	-	10	-	-	19	-	-	
La Junta PD	446	446	-	-	-	5	23	9	46	2	37	2	8	1	-	1	6	1	-	5	8	-	2	141	8	39	-	102	-	-	
	211	-	211	-	-	-	12	13	69	6	27	3	2	-	-	-	16	2	-	-	4	-	-	2	10	26	-	18	1	-	
Rocky Ford PD	408	408	-	-	1	3	9	6	34	1	20	-	4	-	-	-	14	5	-	10	4	-	1	74	60	146	-	16	-	-	
	60	-	60	-	-	-	-	1	-	-	-	-	-	-	-	-	-	5	-	-	-	-	-	-	58	-	-	1	-	-	
Manzanola PD	33	33	-	-	-	-	1	3	3	-	1	-	1	1	-	-	-	1	-	-	-	-	-	1	6	3	-	12	-	-	
	2	-	2	-	-	-	-	-	1	-	-	-	-	-	-	-	-	-	-	1	-	-	-	-	-	-	-	-	-	-	
Fowler PD	5	5	-	-	-	-	-	-	-	-	2	-	-	-	-	-	-	-	-	-	-	-	-	2	-	-	-	1	-	-	
	3	-	3	-	-	-	-	-	1	-	-	-	-	-	-	-	-	-	-	-	-	-	-	-	-	-	-	-	-	2	
Ouray County	4	4	-	-	-	-	1	1	-	-	-	-	-	-	-	-	-	-	-	-	-	-	-	1	-	-	-	1	-	-	
	-	-	-	-	-	-	-	-	-	-	-	-	-	-	-	-	-	-	-	-	-	-	-	-	-	-	-	-	-	-	-
Ouray County Sheriff	4	4	-	-	-	-	1	1	-	-	-	-	-	-	-	-	-	-	-	-	-	-	-	1	-	-	-	1	-	-	
	-	-	-	-	-	-	-	-	-	-	-	-	-	-	-	-	-	-	-	-	-	-	-	-	-	-	-	-	-	-	-
Park County	256	225	-	-	-	-	15	8	8	1	14	1	2	6	1	1	4	1	-	2	13	-	-	76	2	-	-	70	-	-	
	-	-	31	-	1	-	-	6	4	3	-	-	1	-	-	1	2	-	-	-	-	-	-	1	-	2	-	6	-	4	
Park County Sheriff	216	216	-	-	-	-	12	8	7	1	11	1	2	6	1	1	4	1	-	2	13	-	-	74	2	-	-	70	-	-	
	24	-	24	-	1	-	-	1	3	2	-	-	1	-	-	1	2	-	-	-	-	-	-	1	-	2	-	6	-	4	
Fairplay PD	8	8	-	-	-	-	2	-	1	-	3	-	-	-	-	-	-	-	-	-	-	-	-	2	-	-	-	-	-	-	
	7	-	7	-	-	-	-	5	1	1	-	-	-	-	-	-	-	-	-	-	-	-	-	-	-	-	-	-	-	-	
Alma PD	1	1	-	-	-	-	1	-	-	-	-	-	-	-	-	-	-	-	-	-	-	-	-	-	-	-	-	-	-	-	
	-	-	-	-	-	-	-	-	-	-	-	-	-	-	-	-	-	-	-	-	-	-	-	-	-	-	-	-	-	-	-
Philips County	20	16	-	-	-	-	-	1	-	-	-	-	-	-	-	-	-	-	-	-	-	-	-	13	-	-	-	2	-	-	
	-	-	4	-	-	-	-	1	-	-	-	-	-	-	-	-	-	-	-	-	-	-	-	-	2	-	-	-	-	1	
Holyoke PD	8	8	-	-	-	-	-	-	-	-	-	-	-	-	-	-	-	-	-	-	-	-	-	7	-	-	-	1	-	-	
	-	-	-	-	-	-	-	-	-	-	-	-	-	-	-	-	-	-	-	-	-	-	-	-	-	-	-	-	-	-	
Haxtun PD	8	8	-	-	-	-	-	1	-	-	-	-	-	-	-	-	-	-	-	-	-	-	-	6	-	-	-	1	-	-	
	4	-	4	-	-	-	-	1	-	-	-	-	-	-	-	-	-	-	-	-	-	-	-	-	2	-	-	-	-	1	
Pitkin County	843	809	-	-	1	-	18	14	89	5	69	2	4	39	-	-	20	7	-	3	29	-	-	292	9	15	-	193	-	-	
	-	-	34	-	-	-	-	5	11	1	-	-	1	-	-	-	6	-	-	-	-	-	-	4	3	-	-	3	-	-	
Pitkin County Sheriff	262	262	-	-	1	-	5	4	10	2	22	1	-	3	-	-	3	3	-	-	5	-	-	112	3	-	-	88	-	-	
	8	-	8	-	-	-	-	1	2	-	-	-	-	-	-	-	-	-	-	-	-	-	-	12	1	-	-	2	-	-	
Aspen PD	487	487	-	-	-	-	12	10	67	3	44	1	4	36	-	-	17	4	-	2	22	-	-	153	6	5	-	101	-	-	
	19	-	19	-	-	-	-	4	9	1	-	-	1	-	-	-	-	-	-	-	-	-	-	1	2	-	-	1	-	-	
Snowmass PD	60	60	-	-	-	-	1	-	12	-	3	-	-	-	-	-	-	-	-	1	2	-	-	27	-	10	-	4	-	-	
	7	-	7	-	-	-	-	-	-	-	-	-	-	-	-	-	6	-	-	-	-	-	-	1	-	-	-	-	-	-	



Arrest Data Continued		Total Arrests	Total Adult	Total Juvenile	Murder, Manslaughter	Forcible Rape	Robbery	Felony Assault	Burglary	Larceny-Theft	Motor Vehicle Theft	Simple Assault	Arson	Forgery & Counterfeiting	Fraud	Embezzlement	Stolen Property-Buying, Receiving, Possessing	Vandalism	Weapons -Carrying, Possessing, Etc.	Prostitution and Commercialized Vice	Sex Offenses Except Forcible Rape & Prostitution	Narcotic Drug Laws-Total	Gambling - Total	Offenses Against Family and Children	Driving Under the Influence	Liquor Laws	Disorderly Conduct	Vagrancy	All Other Offenses (Except Traffic)	Curfew and Loitering Law Violations	Runaways		
Routt County	A	505	479	-	-	-	-	10	8	26	3	40	-	1	13	-	1	8	3	-	1	25	-	-	188	19	18	-	115	-	-		
	J	-	-	26	-	-	-	-	7	7	2	-	-	-	-	-	-	-	3	-	2	-	-	-	2	1	-	-	5	-	-		
Routt County Sheriff	A	227	227	-	-	-	-	1	2	2	1	13	-	-	5	-	-	-	2	-	-	8	-	-	91	12	2	-	88	-	-		
	J	4	-	4	-	-	-	-	-	-	-	-	-	-	-	-	-	-	-	-	-	-	-	-	1	-	-	-	3	-	-		
Steamboat Springs PD	A	233	233	-	-	-	-	9	6	23	1	20	-	1	8	-	1	8	1	-	1	17	-	-	90	7	14	-	26	-	-		
	J	21	-	21	-	-	-	-	7	7	2	-	-	-	-	-	-	-	-	-	-	2	-	-	-	1	-	-	2	-	-		
Hayden PD	A	9	9	-	-	-	-	-	-	1	-	1	-	-	-	-	-	-	-	-	-	-	-	-	5	-	1	-	1	-	-		
	J	1	-	1	-	-	-	-	-	-	-	-	-	-	-	-	-	-	-	-	-	-	-	-	1	-	-	-	-	-	-		
Oak Creek PD	A	8	8	-	-	-	-	-	-	-	1	6	-	-	-	-	-	-	-	-	-	-	-	-	-	-	1	-	-	-	-		
	J	-	-	-	-	-	-	-	-	-	-	-	-	-	-	-	-	-	-	-	-	-	-	-	-	-	-	-	-	-	-	-	
Steamboat Lake Pk Rangers	A	2	2	-	-	-	-	-	-	-	-	-	-	-	-	-	-	-	-	-	-	-	-	-	2	-	-	-	-	-	-	-	
	J	-	-	-	-	-	-	-	-	-	-	-	-	-	-	-	-	-	-	-	-	-	-	-	-	-	-	-	-	-	-	-	-
Saguache County	A	248	228	-	-	-	3	15	5	16	2	2	-	-	2	-	-	11	2	-	2	8	7	1	74	4	25	-	49	-	-		
	J	-	-	20	-	-	-	-	-	2	1	3	-	-	-	-	-	9	-	-	-	-	-	-	3	-	1	-	1	-	-	-	
Saguache County Sheriff	A	36	36	-	-	-	-	3	4	9	-	-	-	-	1	-	-	-	1	-	2	-	-	1	9	-	-	-	6	-	-		
	J	3	-	3	-	-	-	-	-	-	-	3	-	-	-	-	-	-	-	-	-	-	-	-	-	-	-	-	-	-	-	-	-
Center PD	A	192	192	-	-	-	3	12	1	7	2	2	-	-	1	-	-	11	1	-	-	8	7	-	65	4	25	-	43	-	-		
	J	17	-	17	-	-	-	-	-	2	1	-	-	-	-	-	-	9	-	-	-	-	-	-	3	-	1	-	1	-	-	-	-
San Juan County	A	65	43	-	-	-	-	2	-	6	-	6	-	-	1	-	-	1	-	-	1	-	-	1	12	3	3	-	7	-	-		
	J	-	-	22	-	-	-	-	-	7	-	-	-	-	-	-	-	2	-	-	-	-	-	-	-	8	1	-	4	-	-	-	
San Juan County Sheriff	A	43	43	-	-	-	-	2	-	6	-	6	-	-	1	-	-	1	-	-	1	-	-	1	12	3	3	-	7	-	-		
	J	22	-	22	-	-	-	-	-	7	-	-	-	-	-	-	-	2	-	-	-	-	-	-	-	8	1	-	4	-	-	-	
San Miguel County	A	153	145	-	-	3	1	1	1	10	2	21	-	-	-	-	-	-	2	-	1	6	-	1	42	7	11	-	36	-	-		
	J	-	-	8	-	-	-	1	2	1	1	-	-	-	-	-	-	-	-	-	-	-	-	-	1	-	-	2	-	-	-	-	
San Miguel County Sheriff	A	77	77	-	-	2	1	-	-	8	2	7	-	-	-	-	-	-	1	-	-	5	-	-	24	4	4	-	19	-	-		
	J	4	-	4	-	-	-	-	2	1	1	-	-	-	-	-	-	-	-	-	-	-	-	-	-	-	-	-	-	-	-	-	
Telluride PD	A	68	68	-	-	1	-	1	1	2	-	14	-	-	-	-	-	-	1	-	1	1	-	1	18	3	7	-	17	-	-		
	J	4	-	4	-	-	-	1	-	-	-	-	-	-	-	-	-	-	-	-	-	-	-	-	1	-	-	2	-	-	-	-	
Sedwick County	A	18	16	-	-	-	-	1	1	1	-	4	-	-	-	-	-	-	-	-	-	1	-	-	2	6	-	-	-	-	-	-	
	J	-	-	2	-	-	-	-	-	-	-	-	-	-	-	-	-	-	-	-	-	-	-	-	-	2	-	-	-	-	-	-	-
Sedwick County Sheriff	A	12	12	-	-	-	-	1	1	1	-	1	-	-	-	-	-	-	-	-	-	1	-	-	1	6	-	-	-	-	-	-	-
	J	2	-	2	-	-	-	-	-	-	-	-	-	-	-	-	-	-	-	-	-	-	-	-	2	-	-	-	-	-	-	-	-
Julesburg PD	A	4	4	-	-	-	-	-	-	-	-	3	-	-	-	-	-	-	-	-	-	-	-	-	1	-	-	-	-	-	-	-	-
	J	-	-	-	-	-	-	-	-	-	-	-	-	-	-	-	-	-	-	-	-	-	-	-	-	-	-	-	-	-	-	-	-
Summit County	A	1,193	1,116	-	-	4	-	30	27	118	13	67	2	8	74	-	8	28	3	-	8	39	-	6	225	23	102	-	331	-	-		
	J	-	-	77	-	-	-	1	5	43	4	1	-	-	-	-	1	8	2	-	-	1	-	-	-	6	2	-	3	-	-	-	
Summit County Sheriff	A	476	476	-	-	3	-	11	18	41	9	35	2	3	7	-	6	11	1	-	3	23	-	2	85	8	39	-	169	-	-		
	J	25	-	25	-	-	-	-	5	3	4	-	-	-	-	-	1	4	2	-	-	-	-	-	5	1	-	-	-	-	-	-	
Breckenridge PD	A	331	331	-	-	-	-	3	4	40	2	13	-	2	52	-	1	14	1	-	2	8	-	3	45	4	16	-	121	-	-		
	J	19	-	19	-	-	-	-	-	14	-	-	-	-	-	-	-	2	-	-	-	-	-	-	1	-	-	2	-	-	-	-	

Arrest Data Continued		Total Arrests	Total Adult	Total Juvenile	Murder, Manslaughter	Forcible Rape	Robbery	Felony Assault	Burglary	Larceny - Theft	Motor Vehicle Theft	Simple Assault	Arson	Forgery & Counterfeiting	Fraud	Embezzlement	Stolen Property--Buying, Receiving, Possessing	Vandalism	Weapons --Carrying, Possessing, Etc.	Prostitution and Commercialized Vice	Sex Offenses Except Forcible Rape & Prostitution	Narcotic Drug Laws-Total	Gambling - Total	Offenses Against Family and Children	Driving Under the Influence	Liquor Laws	Disorderly Conduct	Vagrancy	All Other Offenses (Except Traffic)	Curfew and Loitering Law Violations	Runaways	
Dillon PD	A	43	43	-	-	-	-	4	2	2	1	1	-	-	-	-	1	-	-	-	-	-	-	-	-	24	-	4	-	4	-	-
	J	-	-	-	-	-	-	-	-	-	-	-	-	-	-	-	-	-	-	-	-	-	-	-	-	-	-	-	-	-	-	-
Silverthorne PD	A	183	183	-	-	1	-	7	1	16	1	9	-	2	8	-	-	3	1	-	2	5	-	1	68	9	30	-	19	-	-	
	J	13	-	13	-	-	-	1	-	8	-	1	-	-	-	-	-	2	-	-	-	-	-	-	-	-	-	-	1	-	-	
Frisco	A	83	83	-	-	-	-	5	2	19	-	9	-	1	7	-	-	-	-	-	-	1	3	-	-	3	2	13	-	18	-	-
	J	20	-	20	-	-	-	-	-	18	-	-	-	-	-	-	-	-	-	-	-	-	1	-	-	-	-	1	-	-	-	-
<b>Teller County</b>	A	703	552	-	-	-	1	31	7	29	4	3	-	4	14	-	4	9	12	-	5	32	1	9	190	18	33	-	146	-	-	
	J	-	-	151	-	-	1	8	23	42	7	4	-	-	1	-	4	7	7	-	1	2	-	-	3	2	4	-	28	1	6	
Teller County Sheriff	A	286	286	-	-	-	-	12	3	5	4	3	-	-	9	-	3	6	9	-	1	14	-	3	77	6	8	-	123	-	-	
	J	37	-	37	-	-	-	-	9	2	6	-	-	-	1	-	2	1	3	-	1	-	-	-	-	1	-	-	11	-	-	
Woodland Park PD	A	216	216	-	-	-	1	13	4	22	-	-	-	4	4	-	1	2	3	-	3	18	1	5	92	12	10	-	21	-	-	
	J	114	-	114	-	-	1	8	14	40	1	4	-	-	-	-	2	6	4	-	-	2	-	-	3	1	4	-	17	1	6	
Victor PD	A	50	50	-	-	-	-	6	-	2	-	-	-	-	1	-	-	1	-	-	1	-	-	1	21	-	15	-	2	-	-	
	J	-	-	-	-	-	-	-	-	-	-	-	-	-	-	-	-	-	-	-	-	-	-	-	-	-	-	-	-	-	-	
Washington County	A	33	33	-	-	-	-	3	-	3	1	3	-	-	-	-	1	-	1	-	1	2	-	-	7	1	-	-	10	-	-	
	J	-	-	-	-	-	-	-	-	-	-	-	-	-	-	-	-	-	-	-	-	-	-	-	-	-	-	-	-	-	-	
Washington County Sheriff	A	33	33	-	-	-	-	3	-	3	1	3	-	-	-	-	1	-	1	-	1	2	-	-	7	1	-	-	10	-	-	
	J	-	-	-	-	-	-	-	-	-	-	-	-	-	-	-	-	-	-	-	-	-	-	-	-	-	-	-	-	-	-	
<b>Weld County</b>	A	10,170	8,617	-	3	9	8	153	95	816	34	853	4	28	102	2	11	150	52	1	63	99	-	95	1,026	710	480	-	3,823	-	-	
	J	-	-	1,553	1	2	2	29	59	391	32	125	19	3	3	-	5	115	9	-	18	12	-	2	18	132	79	-	359	78	60	
Weld County Sheriff	A	1,367	1,367	-	1	-	1	11	32	59	14	205	2	10	41	-	-	12	4	-	18	37	-	15	49	1	9	-	846	-	-	
	J	70	-	70	-	-	-	2	2	5	7	3	-	-	-	-	1	-	-	-	3	1	-	-	-	1	-	-	45	-	-	
Fort Lupton PD	A	239	239	-	-	1	3	10	1	15	-	45	-	1	2	-	-	7	3	-	3	3	-	17	13	2	49	-	64	-	-	
	J	160	-	160	-	-	1	1	4	28	-	19	-	-	1	-	-	20	1	-	4	1	-	-	2	1	38	-	31	6	2	
Greeley PD	A	5,067	5,067	-	2	4	4	57	42	670	12	372	1	15	20	2	10	92	31	1	31	39	-	53	542	514	241	-	2,312	-	-	
	J	894	-	894	-	2	1	14	24	305	21	69	17	1	2	-	2	69	4	-	9	7	-	2	11	88	11	-	211	-	24	
Eaton PD	A	56	56	-	-	-	-	5	-	-	-	1	-	2	1	-	-	-	-	-	1	-	-	-	31	-	-	-	15	-	-	
	J	7	-	7	-	-	-	2	-	2	-	1	-	-	-	-	-	-	-	-	1	-	-	-	-	-	-	-	-	-	1	
Evans PD	A	723	723	-	-	3	-	41	10	34	6	99	-	-	15	-	-	25	8	-	7	7	-	4	157	30	110	-	167	-	-	
	J	59	-	59	-	-	-	4	4	4	1	7	2	-	-	-	-	6	-	-	-	1	-	-	2	17	5	-	6	-	-	
La Salle PD	A	100	100	-	-	-	-	1	1	1	-	12	-	-	1	-	-	-	-	-	1	1	-	-	15	-	4	-	63	-	-	
	J	20	-	20	-	-	-	-	-	5	1	-	-	-	-	-	-	-	1	-	-	-	-	-	-	-	2	-	5	2	4	
Windsor PD	A	171	171	-	-	-	-	9	3	3	2	17	-	-	-	-	-	2	2	-	-	-	-	-	56	9	2	-	66	-	-	
	J	60	-	60	-	-	-	2	3	13	-	8	-	2	-	-	1	3	-	-	1	1	-	-	1	6	1	-	14	2	2	
Erie PD	A	87	87	-	-	-	-	7	-	-	-	24	1	-	-	-	-	1	2	-	-	2	-	2	3	-	8	-	37	-	-	
	J	49	-	49	-	-	-	2	-	7	-	7	-	-	-	-	-	4	1	-	-	-	-	-	-	-	5	-	10	11	2	

Arrest Data Continued		Total Arrests	Total Adult	Total Juvenile	Murder, Manslaughter	Forcible Rape	Robbery	Felony Assault	Burglary	Larceny - Theft	Motor Vehicle Theft	Simple Assault	Arson	Forgery & Counterfeiting	Fraud	Embezzlement	Stolen Property--Buying, Receiving, Possessing	Vandalism	Weapons -- Carrying, Possessing, Etc.	Prostitution and Commercialized Vice	Sex Offenses Except Forcible Rape & Prostitution	Narcotic Drug Laws--Total	Gambling - Total	Offenses Against Family and Children	Driving Under the Influence	Liquor Laws	Disorderly Conduct	Vagrancy	All Other Offenses (Except Traffic)	Curfew and Loitering Law Violations	Runaways	
Dacono PD	A	225	225	-	-	-	-	4	3	9	-	23	-	-	21	-	1	-	1	-	-	4	-	-	33	8	5	-	113	-	-	
	J	103	-	103	1	-	-	-	3	5	2	1	-	-	-	-	2	7	2	-	-	-	-	-	-	2	3	-	22	35	18	
Kersey PD	A	12	12	-	-	-	-	-	1	2	-	5	-	-	-	-	-	-	-	-	-	-	-	-	-	-	-	-	4	-	-	
	J	12	-	12	-	-	-	-	-	1	-	9	-	-	-	-	-	-	-	-	-	-	-	-	-	2	-	-	-	-	-	
Johnstown PD	A	6	6	-	-	-	-	-	-	-	-	6	-	-	-	-	-	-	-	-	-	-	-	-	-	-	-	-	-	-	-	
	J	-	-	-	-	-	-	-	-	-	-	-	-	-	-	-	-	-	-	-	-	-	-	-	-	-	-	-	-	-	-	-
Milliken	A	26	26	-	-	-	-	2	-	-	-	5	-	-	-	-	-	-	-	-	-	1	-	-	8	-	-	-	10	-	-	
	J	24	-	24	-	-	-	1	15	3	-	1	-	-	-	-	-	-	-	-	-	-	1	-	-	-	-	2	-	1	-	
Ault PD	A	50	50	-	-	-	-	-	1	1	-	9	-	-	-	-	-	-	1	-	-	-	-	-	21	-	1	-	16	-	-	
	J	2	-	2	-	-	-	1	-	-	-	-	-	-	-	-	-	-	-	-	-	-	-	-	-	-	-	1	-	-	-	
Platteville PD	A	46	46	-	-	-	-	-	-	1	-	4	-	-	-	-	-	-	-	-	-	-	-	2	8	1	15	-	15	-	-	
	J	29	-	29	-	-	-	-	-	5	-	-	-	-	-	-	-	1	-	-	-	-	-	-	1	1	9	-	7	-	5	
University of Northern Colo.	A	280	280	-	-	-	-	3	1	16	-	10	-	-	-	-	-	10	-	-	2	3	-	-	42	135	16	-	42	-	-	
	J	15	-	15	-	-	-	-	-	3	-	-	-	-	-	-	-	-	-	-	-	-	-	-	1	9	-	2	-	-	-	
Frederick PD	A	68	68	-	-	1	-	2	-	4	-	6	-	-	1	-	-	1	-	-	-	-	-	-	5	10	14	-	24	-	-	
	J	22	-	22	-	-	-	-	-	4	-	-	-	-	-	-	-	4	-	-	-	-	-	-	-	7	3	-	3	1	-	
Firestone PD	A	93	93	-	-	-	-	-	-	1	-	10	-	-	-	-	-	-	-	-	-	-	2	-	2	43	-	6	-	29	-	-
	J	26	-	26	-	-	-	-	3	1	-	-	-	-	-	-	-	-	-	-	-	-	-	-	-	-	-	-	-	21	1	
Loch Buie PD	A	1	1	-	-	-	-	1	-	-	-	-	-	-	-	-	-	-	-	-	-	-	-	-	-	-	-	-	-	-	-	
	J	1	-	1	-	-	-	-	1	-	-	-	-	-	-	-	-	-	-	-	-	-	-	-	-	-	-	-	-	-	-	-
Yuma County	A	222	133	-	1	2	-	14	3	7	2	8	-	-	1	-	-	1	-	-	5	8	-	3	21	23	12	-	22	-	-	
	J	-	-	89	-	-	-	1	1	4	1	1	-	-	-	-	-	5	-	-	-	-	-	-	4	24	3	-	5	26	14	
Yuma County Sheriff	A	35	35	-	1	-	-	7	1	2	-	1	-	-	1	-	-	-	-	-	-	-	3	-	5	1	-	-	13	-	-	
	J	1	-	1	-	-	-	-	-	-	-	-	-	-	-	-	-	-	-	-	-	-	-	-	1	-	-	-	-	-	-	
Wray PD	A	47	47	-	-	-	-	5	1	1	2	4	-	-	-	-	-	1	-	-	3	5	-	2	7	3	6	-	7	-	-	
	J	4	-	4	-	-	-	-	-	2	-	-	-	-	-	-	-	-	-	-	-	-	-	-	-	-	1	-	1	-	-	
Yuma PD	A	51	51	-	-	2	-	2	1	4	-	3	-	-	-	-	-	-	-	-	2	-	-	1	9	19	6	-	2	-	-	
	J	84	-	84	-	-	-	1	1	2	1	1	-	-	-	-	-	5	-	-	-	-	-	-	3	24	2	-	4	26	14	



## COLORADO LAW ENFORCEMENT OFFICERS ASSAULTED

Seven hundred and fifty four assaults on sworn officers were reported during 1991. This represents an increase of .7% over the assaults on officers reported in 1990.

### ACTIVITY AT THE TIME OF THE ASSAULT

The discussion below examines activities of law enforcement officers at the time of the assaults. The greatest number of assaults, 41.1% involved disturbance calls. The second highest incidence, 14.1% of the assaults, were in handling prisoners.

### TYPE OF ASSIGNMENT

Of those officers assaulted during 1991 in Colorado, 13.5% were in two-man vehicles, 73.5% in one-man vehicles, 2.4% on detective or special assignments and 10.6% on other assignments.

### INJURIES TO LAW ENFORCEMENT OFFICERS

Assaults on Colorado officers resulted in 44 cases of serious personal injury to every 100 officers assaulted.

### TIME OF ASSAULT

64.9% of the assaults on officers occurred between 8 p.m. and 4 a.m. The period with greatest incidence was from 10 p.m. to 2 a.m. During this four hour period, 42.3% of all assaults on officers occurred.

### CLEARANCE OF ASSAULTS ON POLICE

Statewide, 92.6% of police assaults were cleared by arrest. This is an increase of .2% over police assaults cleared by arrest in 1990.

## ACTIVITY INFORMATION

	NUMBER	PERCENT DISTRIBUTION
Disturbance Call	310	41.1%
Burglary in Progress	3	.4%
Robbery in Progress	5	.7%
Attempting Other Arrest	97	12.9%
Civil Disorder	14	1.9%
Handling, Transporting Prisoners	106	14.1%
Investigating Suspicious Persons or Circumstances	64	8.5%
Ambush - No Warning	3	.4%
Mentally Deranged	20	2.7%
Traffic Pursuits & Stops	52	6.9%
All Other	89	11.8%

## ASSIGNMENT INFORMATION

	NUMBER	PERCENT DISTRIBUTION
Two-Man Vehicle	102	13.5%
One-Man Vehicle		
Alone	126	16.7%
Assisted	428	56.8%
Detective		
Alone	6	.8%
Assisted	12	1.6%
Other		
Alone	23	3.1%
Assisted	57	7.6%



## WEAPON INFORMATION

	NUMBER	PERCENT DISTRIBUTION
Firearm	54	7.2%
Knife, Cutting Instrument	28	3.7%
Other Dangerous Weapon	91	12.1%
Hands, Fists, Feet, Etc.	581	77.1%

## INJURY

	NUMBER	PERCENT DISTRIBUTION
With Injuries	333	44.2%
No Injuries	421	55.8%

## TIME INFORMATION

	NUMBER	PERCENT DISTRIBUTION
12 a.m. - 2 a.m.	188	25.0%
2 a.m. - 4 a.m.	21	11.7%
4 a.m. - 6 a.m.	10	2.8%
6 a.m. - 8 a.m.	20	1.3%
8 a.m. - 10 a.m.	27	2.7%
10 a.m. - 12 p.m.	19	3.6%
12 p.m. - 2 p.m.	46	2.5%
2 p.m. - 4 p.m.	46	6.1%
4 p.m. - 6 p.m.	76	6.1%
6 p.m. - 8 p.m.	82	10.1%
8 p.m. - 10 p.m.	131	10.9%
10 p.m. - 12 a.m.		17.4%

## CLEARANCE INFORMATION

NUMBER ASSAULTED	NUMBER CLEARED	PERCENT CLEARED
754	698	92.6%

## CRIMINAL HOMICIDE-SPECIAL SUPPLEMENT

Criminal homicide is defined as the willful killing of one human being by another. It is the one offense in the Uniform Crime Reporting Program for which detailed information is received for each reported offense. This type of data collection permits the analysis of homicides in terms of characteristics of the victims, the offenders, and the circumstances surrounding each offense. The benefits of this type of analysis are apparent. Namely, simple offense counts are complimented with the examination of complicated interrelationships ultimately producing a much more informative and functional overview of homicide offenses.

In this report, basic homicide data is focused on certain victim offender, and weapon characteristics. These characteristics provide us with a contrasting profile of homicide in the state of Colorado.

### VOLUME AND RATE

The following data applies only to murder and non-negligent manslaughter and does not encompass negligent manslaughter. In 1991 there were 197 murders and non-negligent manslaughters that were reported and determined as actual. During 1991, murder and non-negligent manslaughter account for .1% of all index crimes and 1.0% of all violent crimes. The 1991 statewide total increased by 59 cases or 42.8%. Furthermore, one murder or non-negligent manslaughter occurred every 48 hours. The frequency of incidences during 1991 was greatest in the month of June when 26 homicides occurred. The months of April & October with 11 homicides each month, depicted the lowest monthly volume reported in 1991.

### THE VICTIMS

197 persons were reported as victims of homicide by means of murder or non-negligent homicide in 1991. The male was more likely to be a victim, accounting for 71.6% compared to the female, accounting for 27.9%. One victim's sex was unknown, accounting for .5%. By age, the majority of victims ranged between the ages of 15 to 45. The 15-19 and the 20-24 age group accounted for the highest number of homicide victims, 28.5%. Analysis by race disclosed that of all victims, 79.7% were White\*, 19.8% were Black, .0% were Indian, 0% Asian or Pacific Islander, and .5% were other.

### THE OFFENDER

In the area of known perpetrators, 217 persons were identified by one or more of the following characteristics: age, sex, or race. The male represented 67.7% whereas the female represented 12.0%. In 20.3% of the cases there was no information available. Examination of known offenders by age revealed the largest number of offenders fell between 15 and 44. The offenders in the 15-19 year age bracket displayed the largest number of offenders 22.1% Offender analysis by race indicated that 53.5% were White\*, 25.8% were Black, 0% were Indian, 0% were Asian or Pacific Islander and 20.7% were unknown.

### VICTIM-OFFENDER RELATIONSHIPS

A study of victim-offender relationships revealed 1.4% were situations involving lovers triangles and 42.0% were situations where victims were killed by offenders who were acquaintances. Further analysis disclosed 20.3% of incidents involved strangers, 22.1% consisted of circumstances where no relationship could be established, and 6.0% were attributed to episodes between spouses. Instances involving family members accounted for 2.8% and the parent/child relationship represented 5.5%.

### WEAPONS

During 1991, firearms were utilized in 47.2% of the homicides reported in which a weapon was identified, an increase from 1990. Within the firearms category, handguns were the predominant weapon representing a 81.7% involvement. Knife and cutting instruments represented a 22.3% involvement in all homicides. Personal weapons such as hands, fists, and feet accounted for 14.7%. Other dangerous weapons were responsible for 12.7% of the homicides, 0% of the homicides were attributed to asphyxiation and the remaining 3.0% was attributed to cases where the weapon used could not be definitely identified.

\*White includes persons of Mexican or Spanish-American ancestry who are not definitely Indian or another non-White race as defined in the Uniform Crime Reporting Handbook.

## VICTIM BY AGE, SEX, AND RACE

AGE	NUMBER	
	1991	1990
Under 1	10	9
1-5	4	5
6-10	3	1
11-14	2	1
15-19	28	15
20-24	28	26
25-29	19	21
30-34	25	20
35-39	21	12
40-44	17	10
45-49	12	10
50-54	6	1
55-59	4	2
60-64	6	2
65-69	3	-
70-74	5	-
75 and Over	2	3
Unknown	2	-
<b>TOTAL</b>	<b>197</b>	<b>138</b>

	NUMBER		PERCENT DISTRIBUTION	
	1991	1990	1991	1990
Male	141	102	71.6%	73.9%
Female	55	36	27.9%	26.1%
Unknown	1	-	.5%	-
<b>TOTAL</b>	<b>197</b>	<b>138</b>	<b>100.0%</b>	<b>100.0%</b>
White*	157	110	79.7%	79.7%
Black	39	24	19.8%	17.4%
Indian	-	4	-	2.9%
-Asian	-	-	-	-
Other	1	-	.5%	-
<b>TOTAL</b>	<b>197</b>	<b>138</b>	<b>100.0%</b>	<b>100.0%</b>

\*White includes persons of Mexican or Spanish-American ancestry who are not definitely Indian or another non-White race as defined in the Uniform Crime Reporting Handbook.

## OFFENDER BY AGE, SEX, AND RACE

AGE	NUMBER	
	1991	1990
Under 1	-	-
1-5	-	-
6-10	1	-
11-14	1	2
15-19	48	37
20-24	31	21
25-29	28	26
30-34	24	16
35-39	6	11
40-44	15	7
45-49	2	7
50-54	8	3
55-59	3	1
60-64	1	1
65-69	2	-
70-74	-	1
75 and Over	1	1
Unknown	46	22
<b>TOTAL</b>	<b>217</b>	<b>156</b>

	NUMBER		PERCENT DISTRIBUTION	
	1991	1990	1991	1990
Male	147	112	67.7%	71.8%
Female	26	23	12.0%	14.7%
Unknown	44	21	20.3%	13.5%
<b>TOTAL</b>	<b>217</b>	<b>156</b>	<b>100.0%</b>	<b>100.0%</b>
White*	116	99	53.5%	63.5%
Black	56	33	25.8%	21.1%
Indian	-	2	-	1.3%
Asian	-	1	-	.6%
Other	45	21	20.7%	13.5%
<b>TOTAL</b>	<b>217</b>	<b>156</b>	<b>100.0%</b>	<b>100.0%</b>

\*White includes persons of Mexican or Spanish-American ancestry who are not definitely Indian or another non-White race as defined in the Uniform Crime Reporting Handbook.

## PERSONS KILLED BY TYPE OF WEAPON

TYPE OF WEAPON	NUMBER OF PERSONS KILLED		PERCENT DISTRIBUTION	
	1991	1990	1991	1990
Asphyxiation	-	1	-	.7%
Firearms	93	73	47.2%	52.9%
Knife/Cutting Instruments	44	28	22.3%	20.3%
Other Dangerous Weapons	25	10	12.7%	7.3%
Hands, Fists, Feet	29	21	14.7%	15.2%
Undetermined	6	5	3.0%	3.6%
<b>TOTAL</b>	<b>197</b>	<b>138</b>	<b>100.0%</b>	<b>100.0%</b>

## PERSONS KILLED BY TYPE OF FIREARM

TYPE OF WEAPON	NUMBER OF PERSONS KILLED		PERCENT DISTRIBUTION	
	1991	1990	1991	1990
Handgun	76	62	81.7%	84.9%
Rifle	5	4	5.4%	5.5%
Shotgun	8	5	8.6%	6.9%
Undetermined	4	2	4.3%	2.7%
<b>TOTAL</b>	<b>93</b>	<b>73</b>	<b>100.0%</b>	<b>100.0%</b>

## MONTH OF OCCURRENCE

MONTH	NUMBER OF OFFENSES	PERCENT DISTRIBUTION
January	13	6.6%
February	14	7.1%
March	16	8.1%
April	11	5.6%
May	18	9.1%
June	26	13.2%
July	14	7.1%
August	24	12.2%
September	11	5.6%
October	11	5.6%
November	22	11.2%
December	17	8.6%
<b>TOTAL</b>	<b>197</b>	<b>100.0%</b>

## PERCENT DISTRIBUTION OF RELATIONSHIP TO VICTIM TO OFFENDER

TYPE OF RELATIONSHIP	PERCENT DISTRIBUTION	
	1991	1990
Spouse	6.0%	7.7%
Parent/Child	5.5%	6.4%
Lover's Triangle	1.4%	5.1%
Acquaintance	41.9%	36.9%
Stranger	20.3%	26.1%
Family	2.8%	3.8%
Unknown	22.1%	14.0%
<b>TOTAL</b>	<b>100.0%</b>	<b>100.0%</b>

**\*MURDER AND NON-NEGLIGENT HOMICIDE  
CIRCUMSTANCES OF OFFENSE  
STATEWIDE – 1991**

CIRCUMSTANCE	NUMBER	PERCENT DISTRIBUTION
Rape	3	1.5%
Robbery	12	6.1%
Burglary	5	2.5%
Motor Vehicle Theft	5	2.5%
Arson	1	.5%
Other Sex Offenses	–	0%
Narcotic Drug Laws	9	4.6%
Other – Not Specified	<u>2</u>	<u>1.0%</u>
FELONY TOTAL	37	18.7%


\*\*\*\*\*

Unable to Determine Circumstances	34	17.3 %
Other	39	19.8%
Brawl – Influence of Alcohol	6	3.0%
Other Arguments	54	27.4%
Lover's Triangle	3	1.5%
Argument over Money or Property	9	4.6%
Gangland Killings	10	5.1%
Brawl – Influence of Narcotics	2	1.1%
Child Killed by Babysitter	<u>3</u>	<u>1.5%</u>
OTHER THAN FELONY TOTAL	136	81.3%
GRAND TOTAL	197	100.0

\* All Percentages Are Rounded

Colorado Bureau of Investigation  
690 Kipling Stree, Suite 3000  
Denver, CO 80215-5865  
460000-441

State of Colorado  
Official Mail  
Penalty for  
Private Use



NCJRS  
National Ins of Justice  
P.O. Box 6000  
Rockville, MD 20850