

1991 INDIAN JUDICIAL REPORT

VOLUME I EXECUTIVE SUMMARY

U.S. Department of Justice
National Institute of Justice

138853
Vol. I

This document has been reproduced exactly as received from the person or organization originating it. Points of view or opinions stated in this document are those of the authors and do not necessarily represent the official position or policies of the National Institute of Justice.

Permission to reproduce this copyrighted material has been granted by

Indiana Division of State Court
Administration

to the National Criminal Justice Reference Service (NCJRS).

Further reproduction outside of the NCJRS system requires permission of the copyright owner.



SUPREME COURT OF INDIANA
DIVISION OF STATE COURT ADMINISTRATION

1293 MFI
8/13
138853

1991 INDIANA JUDICIAL REPORT

SUPREME COURT OF INDIANA

Randall T. Shepard, Chief Justice
Roger O. DeBruier, Associate Justice
Richard M. Givan, Associate Justice
Brent E. Dickson, Associate Justice
Jon D. Krahulik, Associate Justice

DIVISION OF STATE COURT ADMINISTRATION

Bruce A. Kotzan, Executive Director
Lilia G. Judson, Director

Records Management
John J. Newman, Director

Judicial Qualifications
Meg Babcock, Counsel

Office of Guardian Ad Litem
Jan Long, Director

System Management
Rusty Lowe, Director

Data Screening
Rebecca Malott
Lori Schumacher

Design
Deborah Guthrie

150 W. Market Street Suite 803
Indianapolis, Indiana 46204-2814
(317) 233-3018

**INDIANA JUDICIAL REPORT
TABLE OF CONTENTS**

**VOLUME I
AN EXECUTIVE SUMMARY**

	PAGE
Introduction.....	1
Indiana's Judicial System.....	2
Indiana's Judicial System--Organization Chart.....	9
 CASELOAD OF INDIANA'S SUPREME COURT, COURT OF APPEALS AND TAX COURT	
Indiana Supreme Court	
Cases Disposed of in 1991.....	12
Disposition Analysis.....	14
Progress Report.....	15
Cases Disposed by Each Justice.....	16
Pending Cases as of December 31, 1991.....	18
Court Action on Petitions to Transfer in Civil Cases.....	19
Disciplinary Matters.....	20
Judicial Disciplinary Matters.....	21
Bar Examination Review Petitions.....	22
Court of Appeals	
Progress Report.....	23
Workload and Progress.....	24
Opinions Written.....	25
Age of Cases Pending.....	26
Oral Arguments.....	27
Pre-Appeal Conferences.....	28
Motions to Dismiss or Affirm.....	29
Chief Judge Matters.....	30
Tax Court.....	31
 TRIAL COURT CASELOAD REPORTS	
Quarterly Case Status Reports.....	32
Case Type Categories.....	34
Graphs.....	35
Caseload Comparison Table--Courts of Record	
Cases Filed 1981 to 1991.....	42
Caseload Comparison Table--Minor Courts	
Cases Filed 1982 to 1991.....	44
Caseload Comparison Table--Courts of Record	
Cases Disposed 1981 to 1991.....	46
Caseload Comparison Table--Minor Courts	
Cases Disposed 1981 to 1991.....	48
Total Cases Pending 1/1/91--Summary.....	50

Total Cases Filed--1991--Summary.....	51
Total Cases Venued In--1991--Summary.....	52
Total Cases Disposed--1991--Summary.....	53
Total Cases Pending--12/31/1991--Summary.....	54
Method of Case Disposition.....	55
Jury Trials.....	56
Bench Trials.....	57
Dismissed.....	58
Guilty Plea/Admission/Default.....	59
Violations Bureau/Closed.....	60
Transferred Out.....	61
Venued Out.....	62
FTA/FTP.....	63
Averages	
1991 Average Caseload--Filings.....	64
1991 Average Caseload--Dispositions.....	65

FISCAL REPORT

1991 Fiscal Report.....	66
Financial Comparison Table--1981 to 1991.....	74
State Expenditures on Judicial System.....	76
County and Local Expenditures on All Trial Courts.....	78
Total Revenues Generated Through Operation of All Courts.....	82
Total Revenues Generated Through Circuit, Superior, County, Municipal and Probate Courts.....	83
Revenues Generated Through City and Town Courts.....	84
Revenues Generated Through Marion County Small Claims Courts.....	85

ROSTERS

1991 Trial Court Judges.....	Appendix A
1991 Minor Courts.....	Appendix B

VOLUME II

Introduction.....	ii
Case Type Categories Key.....	1

CASELOAD TABLE

All Courts	
Cases Pending 1/1/91.....	2
New Filings.....	34
Cases Disposed.....	66
Cases Pending 12/31/91.....	98

FISCAL TABLES

Expenditures--All Courts	
Salaried Personnel.....	130

Non-Salaried Personnel.....	166
Summation of Expenses.....	202
Revenues	
Trial Courts, City and Town Court Revenues for State and County Funds.....	238
Trial Courts, City and Town Court Revenues for Local Funds and Totals.....	262
Marion County Small Claims Court Revenues--1991.....	286

ROSTER

Trial Court Personnel.....	287
----------------------------	-----

VOLUME III

Introduction.....	ii
Case Type Categories Key.....	1

METHOD OF CASE DISPOSITION

Jury Trials.....	2
Bench.....	34
Dismissed.....	66
Guilty Plea/Admisisions/Default.....	98
Violations Bureau/Closed.....	130
FTA.....	162

VENUED AND TRANSFERRED CASES

Venued In.....	194
Venued Out.....	226
Transferred Out.....	258

INTRODUCTION

The Division of State Court Administration was established by statute as an office of the Indiana Supreme Court under the direct authority of the Chief Justice. The office began operation in 1976, and the first comprehensive report was published in 1977. Pursuant to IC 33-2.1-7-3 and administrative rules of the Indiana Supreme Court, the office is charged with collecting and compiling information on the judicial work of the courts and on the funds generated by and expended on the operation of the court system. The period of time covered by this report is the calendar year 1991.

The information has been divided into 3 volumes. Volume I is a summary report containing data on total statewide caseload and financial information together with caseload of the Indiana Supreme Court, Court of Appeals and the Tax Court.

Volume II contains the same data for each court and county in Indiana.

Volume III contains information which further defines the caseload statistics. It contains caseload information for each court and county on the method of disposition.

The information published in this report is compiled from summary caseload data provided quarterly and summary fiscal data provided annually. The caseload data relating to the Supreme Court, Court of Appeals and Tax Court is provided by their respective administrative offices. The state-level fiscal data is derived from the annual report of the Auditor of the State.

In that summary data is being used, it should be noted that this report is not intended to be an exact accounting of funds or a complete detailing of every judicial decision. It is only presented as an overview of the administrative aspects of the Indiana judiciary. As such, it is intended to be used by trial judges in evaluating their performance and monitoring the caseloads in

their respective courts; by trial judges and county councils in the budgeting process; by the General Assembly and its Committees in their oversight of judicial administrative activities, and by the Indiana Supreme Court in meeting its superintendent responsibilities. Additionally, the information published in this report is intended to provide a continuous factual basis for long-term judicial planning in the State of Indiana.

INDIANA'S JUDICIAL SYSTEM

The Constitution of Indiana sets out the three branches of state government, the Legislative, the Executive, and the Judicial. The Constitution also provides that the judicial power of the State of Indiana is vested in a Supreme Court, a Court of Appeals, Circuit Courts and such other courts as the General Assembly may establish.¹ The Supreme Court and the Court of Appeals are the appellate level courts, while the Circuit Courts are the courts of general jurisdiction.

Traditionally, Indiana's trial court system has been organized on a county basis through enabling legislation establishing courts in specific counties. As provided in the Constitution, the state has been divided into circuits which are based on county lines. Some of the less populous counties have been joined together into one circuit, although today there remain only two such circuits comprised of two counties.

As local needs grew and more trial courts became necessary, the Legislature created additional courts of general and limited jurisdiction, but such courts continued to be structured on a county basis with the county bearing all expenses for court operations, save a portion of the judges' salaries. The superior and county courts are such legislatively created courts. The Tax Court is another legislatively created appellate level court. For the most part, superior courts have general jurisdiction just as the circuit court while the county courts have more limited jurisdiction.

Due to this autonomous nature of the trial courts, historically there has been little uniformity in many of the administrative operations within the judicial system. Employment of court personnel, funding, use of technology and many aspects of court operations are handled at the local level. As a result, court

structure and court related services have varied widely from county to county. Recently, however, more unified administrative and recordkeeping procedures have been implemented. As a result, Indiana now has a uniform case numbering system for every case filed in the state, a uniform schedule of retention for court records, uniform microfilming standards and, effective January 1, 1991, a uniform recordkeeping process mandated for every trial court in the state.

All counties have a circuit court. In addition, some counties may have superior courts, county courts or both. Marion County (which has no county courts) is the only county with municipal courts and distinct small claims courts. St. Joseph County is the only county with a specialized probate court which also has juvenile jurisdiction.

Legislation also exists enabling cities and towns to establish city and town courts. In the majority of instances, city and town courts process traffic matters. With few exceptions, the city and town court judges are not required to be attorneys.

Following is a description of the types of courts presently existing in Indiana. For specific listing of courts in each county, see appendix A, "1991 Trial Judges" and appendix B, "1991 Minor Courts".

SUPREME COURT

The Indiana Supreme Court has five justices, one of whom is the Chief Justice of the state (selected by the Indiana Judicial Nominating Commission).²

The Supreme Court has original exclusive jurisdiction in (a) admission to the practice of law; (b) discipline and disbarment of those admitted; (c) unauthorized practice of law; (d) discipline, removal and retirement of judges; (e) exercise of jurisdiction by other courts, and (f) issuance of writs necessary in aid

of its jurisdiction.

Its appellate jurisdiction includes appeals from judgments imposing a sentence of death, life imprisonment or imprisonment for a minimum term greater than 50 years for a single offense; appeals from the denial of post-conviction relief in which the sentence was death; appealable cases where a state or federal statute has been declared unconstitutional; appeals from denial of release in habeas corpus cases arising out of criminal, extradition or mental health proceedings; and, on petition, cases involving substantial questions of law, great public importance, or emergencies.³

The justices of the Supreme Court are appointed by the Governor after nomination by a judicial nominating commission. After an initial two-year term, they run on a "Yes—No" retention ballot, and, if successful, they then serve ten-year terms.

COURT OF APPEALS

The Court of Appeals became a constitutional court under a 1970 revision of the Constitution. The Judicial Article provides that the state be divided into geographic districts by the General Assembly, and that each district have three judges.⁴ As of January 1, 1991, the Court of Appeals has five districts, with a total of fifteen judges.⁵ The judges select one of their number as chief judge, and each district elects a presiding judge.⁶ The Court of Appeals has no original jurisdiction except as authorized by Supreme Court rules to review directly final decisions of certain administrative agencies.⁷ It has jurisdiction over all appeals not taken to the Supreme Court.

The judges of the Court of Appeals are selected in the same manner and serve the same terms as the Supreme Court justices.

TAX COURT

The Indiana Tax Court came into existence on July 1, 1986. The Tax Court is an appellate level court with

one judge who is selected in the same manner as are judges of the Court of Appeals.⁸ The Tax Court has exclusive jurisdiction in original tax appeals which are defined as cases that arise under the tax laws of this state and are initial appeals of a final determination made by (1) the Department of State Revenue; or (2) the State Board of Tax Commissioners.⁹ The principal office of the Tax Court is located in Indianapolis although a taxpayer may select to have all evidentiary hearings conducted in one of seven other specifically designated counties.

The Tax Court must also maintain a small claims docket for processing (1) claims for refunds from the Department of Revenue that do not exceed \$5,000 for any year; and (2) appeals of final determination of assessed value made by the State Board of Tax Commissioners that do not exceed \$15,000 for any year.¹⁰ Appeals from the Tax Court are taken directly to the Supreme Court.¹¹

CIRCUIT COURTS

The Indiana Constitution directs that the state be divided into several circuits by the General Assembly.¹² Eighty-eight of a total of ninety-two counties constitute eighty-eight circuits, while the remaining four counties are in two "joint" circuits with two counties each.

The circuit courts are vested with unlimited trial jurisdiction in all cases, except when exclusive or concurrent jurisdiction is conferred upon other courts. They also have appellate jurisdiction over appeals from city and town courts.¹³

In nineteen counties¹⁴ the circuit court maintains small claims and minor offenses divisions. Civil actions in which the amount sought to be recovered is less than \$3,000 and landlord and tenant actions in which the rent due at the time of the action does not exceed \$3,000 may be filed on the small claims docket.¹⁵ Class

D felonies, all misdemeanors, infractions and ordinance violations are heard on the minor offenses docket.¹⁶ Cases on the small claims docket are heard in a more informal atmosphere and without a jury.¹⁷ In the remaining counties, the small claims docket and minor offenses docket have been established within either the superior or county court of the county.

The judges of the circuit courts (with the exception of the Vanderburgh Circuit Court where the judge is elected in a nonpartisan election)¹⁸ are elected every six (6) years by the voters of each circuit.¹⁹

SUPERIOR COURTS²⁰

Superior courts are created by the General Assembly as local judicial needs change. Though their organization and jurisdiction may vary from county to county, for the most part, they are courts of general jurisdiction. They have the same appellate jurisdiction as circuit courts over appeals from city and town courts.²¹

As of December 31, 1991, there were one hundred thirty-nine (139) superior courts with one of them being a joint court serving two counties. In some of the counties, statutory language sets up one unified superior court with two or more judges, while others, through internal rules, operate their courts as unified county systems.

In counties which have superior courts but no county courts, the small claims and minor offenses divisions are established in the superior courts. These divisions have the same small claims and minor offenses dockets as the circuit courts.

With the exception of four counties, the superior court judges are elected at a general election for six-year terms.

In Lake²² and St. Joseph Counties, the superior court judges are nominated by a local nominating commission and then appointed by the Governor for six-

year terms. Thereafter, they run on a "Yes — No" retention ballot. The judges of the Vanderburgh Superior Court are elected in non-partisan elections. In Allen County the superior court judges are elected at the general election on a separate ballot without party designation. Vacancies, however, are filled by the Governor from a list of three candidates nominated by the Allen County Judicial Nominating Commission.

PROBATE COURT

(St. Joseph County)

The St. Joseph Probate Court is the only distinct probate court left in Indiana. The court has one judge and has original jurisdiction in all matters pertaining to the probate of wills, appointment of guardians, assignees, executors, administrators and trustees, settlements of incompetents' estates and adoptions.²³ The court also has exclusive juvenile jurisdiction.²⁴

The judge is selected by the voters of the county at a general election for a six-year term.

MUNICIPAL COURT

(Marion County)

The Marion County Municipal Court serves the city-county consolidation of Indianapolis-Marion. The court has sixteen judges,²⁵ fifteen of whom are trial judges, and one a presiding judge. It has concurrent jurisdiction in all class D felonies, misdemeanors, infractions, and local ordinance violations. The court has jurisdiction to issue warrants upon probable cause for misdemeanors and felonies committed in the county and to conduct probable cause hearings, to determine sufficiency of recognizance and surety in felony cases and, upon probable cause determination, to bind such cases over to a court with felony jurisdiction. The court's civil jurisdiction is concurrent with the superior and circuit courts in all civil cases founded on contract or tort

which do not exceed \$25,000 and, irrespective of the value of property, in possessory actions between landlord and tenant.²⁶ The court also has jurisdiction (in the mental health division only) to declare and administer temporary guardianships in conjunction with mental health proceedings involving voluntary and involuntary mental commitments. Appeals from the municipal court are taken to the Court of Appeals.²⁷ The municipal court also has appellate jurisdiction in cases appealed from the Marion County Small Claims Courts.²⁸

The judges of the Marion County Municipal Court, including the presiding judge, are nominated by a local nominating commission and then appointed by the Governor for a four-year term.²⁹

COUNTY COURTS³⁰

The county courts began operating on January 1, 1976, when the justice of the peace courts went out of existence. Since their establishment, there has been a steady move toward restructuring county courts into superior courts with small claims/misdemeanor divisions. As of December, 1991, there were thirty-one (31) county court judges in thirty-two (32) counties, with two counties sharing a judge.³¹

The county courts have original and concurrent jurisdiction in all civil cases founded in contract or tort where the damages do not exceed \$10,000, possessory actions between landlord and tenant, all actions for the possession of property where the value of the property sought to be recovered does not exceed \$10,000, class D felonies, misdemeanor and infraction cases, and violations of local ordinances.³² The county courts also have a small claims docket similar to that of the circuit court. Civil cases of up to \$3,000 and possessory actions between landlord and tenant, in which the rent due at the time of the action does not exceed \$3,000 are filed on the small claims docket.³³

The county courts have been specifically pre-

cluded from exercising any jurisdiction over cases involving injunctive relief, partition of or liens on real estate, paternity, juvenile, probate, receivership or dissolution of marriage matters. The county court may conduct preliminary hearings in felony cases.³⁴

Appeals from the county courts, including their small claims dockets, go to the Indiana Court of Appeals in the same manner as appeals from the circuit and superior courts.

The county court judges are elected by the voters of the county or counties which the court serves for a six year term.³⁵

CITY AND TOWN COURTS

City and town courts may be created by local ordinance.³⁶

A city or town which establishes or abolishes its court must give notice to the Office of State Court Administration.³⁷ There are forty-eight (48) city courts and twenty-five (25) town courts.

Jurisdiction of city courts varies depending upon the size of the city. All city courts have jurisdiction of city ordinance violations, all misdemeanors and infractions.³⁸ The city courts have civil jurisdiction of cases where the amount of controversy does not exceed \$500. They have no jurisdiction in actions for libel, slander, real estate foreclosure, where title to real estate is at issue, matters relating to decedents' estates, actions in equity and actions involving the appointment of guardians.³⁹ The civil jurisdiction of city courts in Lake County extends to cases where the amount in controversy does not exceed \$3,000.⁴⁰ The city courts in Lake County also have extended criminal jurisdiction so that they may hear cases involving violations of all state statutes but can only impose a fine of up to \$1,000 and a sentence of not more than one year.⁴¹ A city court in a third class city which is not a county seat⁴² has civil jurisdiction of cases involving up

to \$1,000.

City and town courts are not courts of record, and appeals are tried de novo in the circuit or superior court of the county.⁴³ The exception is Carmel City Court, which, effective July 1, 1990, became a court of record with appeals going directly to the Court of Appeals. The judge of the Carmel City Court must be an attorney in good standing.⁴⁴

Town courts have exclusive jurisdiction of all violations of town ordinances and jurisdiction of all misdemeanors and infractions.⁴⁵ Appeals from judgments of a town court are also taken to the circuit or superior court of the county.⁴⁶

City and town court judges are elected for four-year terms by the voters of the city or town. Except for the Carmel City Court, there is no requirement that they be attorneys, and the majority are lay persons.

SMALL CLAIMS COURTS

(Marion County)

The Marion County Small Claims Court has eight divisions based on township lines. The court's trial jurisdiction is concurrent with the circuit, superior and municipal courts in all civil cases founded on contract or tort in which the claim does not exceed \$6,000,⁴⁷ in actions for possession of property where the value of the property sought to be recovered does not exceed \$6,000,⁴⁸ and in possessory actions between landlord and tenant in which the past due rent at the time of filing does not exceed \$6,000.⁴⁹ The small claims courts have no jurisdiction in actions seeking injunctive relief or involving partition of real estate, or to declare or enforce any lien thereon (with certain exceptions), or in cases in which the appointment of a receiver is asked, or in suits for dissolution or annulment of marriage. The small claims court is not a court of record,⁵⁰ and the appeals are tried de novo in the Marion Municipal

Court in accordance with rules established by such court.⁵¹

The small claims court judges are elected by the voters within the township in which the division of the court is located. The judges serve four-year terms.

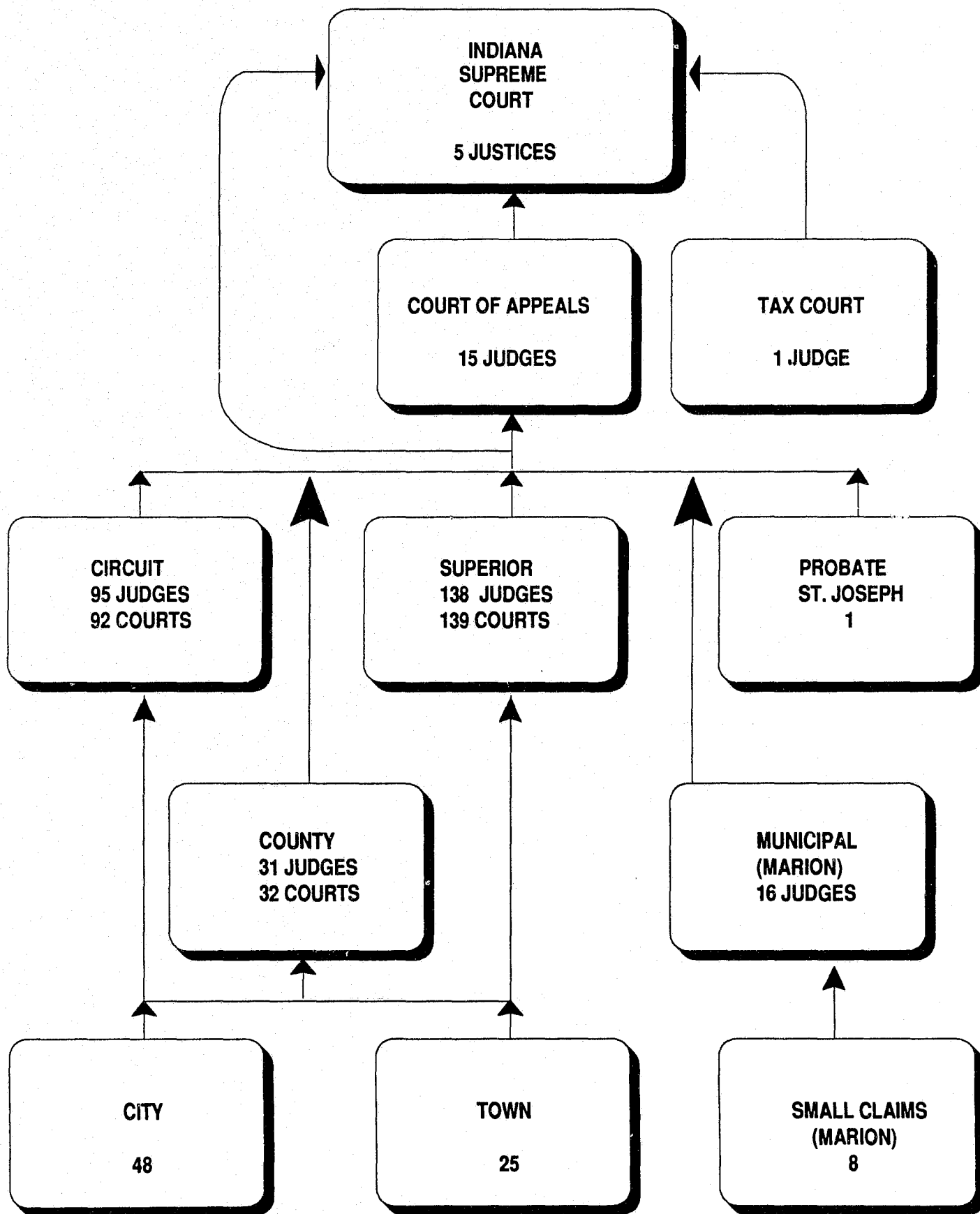
1. Ind. Const., Art. 7, Sec. 1
2. Ind. Const., Art. 7 Sec. 2; IC 33-2.1-2-1.
3. Ind. Const., Art. 7, Sec. 4; Ind. Rules of Ct., App. Rule 4. In 1987, the General Assembly passed House Joint Resolution 1 (P.L. 375-1987) which amended Article 7, Section 4 of the Indiana Constitution to provide that criminal appeals from judgments imposing a sentence of death, life imprisonment or imprisonment for a term of greater than 50 years (as opposed to 10 under earlier provisions) shall go directly to the Supreme Court. A referendum vote on this constitutional amendment was approved in the 1988 Fall election.
4. Ind. Const., Art. 7, Sec. 5.
5. IC 33-2.1-2-2, as amended by P.L. 158-1990.
6. IC 33-2.1-2-4.
7. Ind. Const., Art. 7, Sec. 6; Ind. Rules of Ct., App. Rule 4(B).
8. IC 33-3-5-1 and IC 33-3-5-6.
9. IC 33-3-5-2.
10. IC 33-3-5-12.
11. IC 33-3-5-15.
12. Ind. Const., Art. 7, Sec. 7.
13. IC 33-4-4-3 and IC 33-10.1-5-9.
14. Circuit Courts with Small Claims and Misdemeanor Dockets:

Benton	Monroe	Ripley	Washington
Brown	Martin	Spencer	
Carroll	Newton	Starke	
Crawford	Owen	Tipton	
Fountain	Parke	Union	
Franklin	Perry	Vermillion	
Jennings	Pike	Warren	

Statutory language provides for small claims/minor offenses docket in the Carroll, Newton, and Washington circuit courts, although the superior courts in those counties also have small claims dockets, and the majority of such cases are handled in the superior court.
15. IC 33-4-3-7.
16. IC 33-4-3-11.
17. IC 33-4-3-8.
18. IC 33-5-43.2-1.
19. Ind. Const., Art. 7, Sec. 8; IC 33-4-4-1.
20. See footnotes to "1991 Trial Court Judges" for changes which have been enacted but were not in effect in 1991.
21. IC 33-10.1-5-9.
22. Effective 1/1/89, the three Lake County Courts became Superior Courts, County Court Division. However, as the County Court Division, they continue to be elected in a political election. IC 33-5-29.5-42.5, as added by P.L. 334-1989.
23. IC 33-8-2-9.
24. IC 33-8-2-10.
25. IC 33-6-1-1.
26. IC 33-6-1-2. Effective 6/30/92, the civil jurisdiction of Marion Municipal Court will increase to \$30,000. P.L. 40-1990, SEC. 45.
27. IC 33-6-1-8.
28. IC 33-11.6-4-14.
29. IC 33-6-1-12.
30. See footnotes to "1991 Trial Court Judges" for changes which have been enacted but were not in effect in 1991.
31. There is 1 joint county court: Fulton-Pulaski.
32. IC 33-10.5-3-1, as amended by P.L. 301-1985, SEC. 3.
33. IC 33-10.5-7-1.
34. IC 33-10.5-3-2.
35. IC 33-10.5-4-2.
36. IC 33-10.1-1-3.
37. IC 33-10.1-1-3(e).

- 38. IC33-10.1-2-2.
- 39. IC33-10.1-2-3.1.
- 40. IC33-10.1-2-4(a).
- 41. IC33-10.1-2-4(b).
- 42. IC33-10.1-2-5.
- 43. IC33-10.1-5-9; IC33-10.1-5-7(a).
- 44. IC33-10.1-5-7, as amended by P.L. 40-1990, SEC.
46.
- 45. IC33-10.1-2-7.
- 46. IC33-10.1-5-9(b).
- 47. IC33-11.6-4-2.
- 48. IC33-11.6-4-3.
- 49. IC33-11.6-4-2
- 50. IC33-11.6-1-4.
- 51. IC33-11.6-4-14.

1991 INDIANA JUDICIAL SYSTEM



CASELOAD OF INDIANA'S SUPREME COURT COURT OF APPEALS AND TAX COURT

In order to present a more complete composite of the workload of the entire Indiana judicial system, the 1991 caseload reports of the Indiana Supreme Court, Court of Appeals and the Tax Court are included herein. The information presented in these reports was obtained from the respective Court Administrators.

SUPREME COURT OF INDIANA

CASES DISPOSED OF IN 1991

Cases Disposed of in 1991 1,015

CIVIL DIRECT APPEALS 11

Majority Opinions 11
Dismissals 0
Orders 0

CIVIL TRANSFERS 299

Majority Opinions 51
Dismissals 10
Orders 234
Per Curiam Opinions 4

CRIMINAL DIRECT APPEALS 87

Majority Opinions 86
Dismissals 0
Orders 1

POST-CONVICTION DIRECT APPEALS 10

Majority Opinions 10
Dismissals 0
Orders 0

CRIMINAL TRANSFERS 290

Majority Opinions 38
Dismissals 0
Orders 252

POST-CONVICTION TRANSFERS 181

Majority Opinions 4
Dismissals 0
Orders 177

ORIGINAL ACTIONS 82

Majority Opinions 3
Denied 59
Granted 12
Cancelled 7
Per Curiam Opinions 1

CERTIFIED QUESTIONS 0

Majority Opinions 0
Orders 0

MANDATE OF FUNDS 0

Majority Opinions 0
Dismissals 0
Orders 0

WAIVER OF PARENTAL CONSENT 0

Majority Opinions 0
Dismissals 0
Orders 0

SUPREME COURT OF INDIANA

CASES DISPOSED OF IN 1991 (con't)

DISCIPLINARY & UNAUTHORIZED PRACTICE	34
Majority Opinions	0
Dismissals	7
Orders	18
BAR EXAM REVIEWS	20
Majority Opinions	0
Dismissals	0
Orders	20
JUDICIAL DISCIPLINE	1
Majority Opinions	1
Dismissals	0
Orders	0

SUPREME COURT OF INDIANA

DISPOSITION ANALYSIS

DISPOSITIONS	1,015
Majority & Per Curiam Opinions	218
Dismissals	17
Orders	780

TOTAL MATTERS CONSIDERED AND HANDLED 1,015

Of Which:	CIVIL	568	56%
	CRIM.	310	31%
	ORIG. ACT.	82	8%
	LAW PRACT.	34	3%
	BAR EXAM.	20	2%
	JUD. DISC.	1	0%

TOTAL OPINIONS (Majority Only) 204 (in 20% of 1,015)

Of Which:	CIVIL	138	68%
	CRIM.	62	30%
	ORIG. ACT.	3	2%
	LAW PRACT.	0	0%
	JUD. DISC.	1	0%

Civil cases include: direct civil appeals, civil transfers, certified questions, mandate of funds, waiver of parental consent.

Criminal cases include: direct criminal appeals, direct post-conviction appeals, criminal transfer petitions, post-conviction transfer opinions.

Disciplinary cases include: both attorney and judicial discipline.

SUPREME COURT OF INDIANA

PROGRESS REPORT

1991 CASE INVENTORIES & DISPOSITION SUMMARY

	Cases Pending as of 1/1/91	Cases Transmitted in 1991	Cases Disposed of in 1991	Cases Pending as of 12/31/91	
Civil Direct Appeals	8	6	11	3	
Civil Transfers	102	338	299	139	
Criminal Direct Appeals	78	41	87	32	
Post Conviction Direct Appeals	12	0	10	2	
Criminal Transfers	57	297	290	64	
Post Conviction Transfers	25	187	181	31	
Original Actions	2	82	82	1	
Certified Questions	0	0	0	0	
Mandate of Funds	0	0	0	0	
Waiver of Parental Consent	0	0	0	0	
Disc. & Unauthorized Practice	93	59	34	118	
Bar Exam Reviews	0	20	20	0	
Judicial Discipline	1	2	1	2	
Other Dispositions	0	0	0	0	
TOTAL	378	1,032	1,015	392	Net Change in Cases Pending: +17

SUPREME COURT OF INDIANA

Cases Disposed of by each Justice
From January 1, 1991
Thru December 31, 1991

	¹ Total Cases Disp.	Opin. Direct Appeal	² Re- Hearing	Opin. Orig. Action	Opin. Pet. Trans. (CIVIL)	Opin. Pet. Trans. (CRIM.)
SHEPARD, C.J.	120	14	1	2	16	10
DeBRULER, J.	113	15	2	1	5	4
GIVAN, J.	142	56	1	1	2	0
DICKSON, J.	37	7	0	0	6	1
KRAHULIK, J.	155	20	3	0	18	19
TOTAL	639	109	7	4	51	38

¹ This figure is the sum of opinions on Civil and Criminal Direct Appeals, Certified Questions, Mandate of Funds, Waiver of Parental Consent, Original Actions, opinions on Civil Petitions to Transfer, opinions on Criminal Petitions to Transfer and denials of Civil Petitions to Transfer and Criminal Petitions to Transfer without opinion. Opinions on rehearing are not counted since a disposition is credited for the original majority opinion. In addition, a dissenting opinion is not counted as a case disposition.

² Eight (8) Opinions on Rehearing issued this year; 43 Petitions for Rehearings were DENIED without opinion.

SUPREME COURT OF INDIANA

Cases Disposed of by each Justice
From January 1, 1991
Thru December 31, 1991

Pet. Trans. w/o Opin. (CIVIL)	Pet. Trans. w/o Opin. (CRIM.)	Total Maj. Opin.	Con- curr. Opin.	Dis- sent. Opin.	Con./ Dis. Opin.
0	78	42	1	2	2
0	88	25	8	16	7
0	83	59	3	23	4
2	88	19	3	2	0
2	96	57	0	6	0
4	433	202	15	49	13

SUPREME COURT OF INDIANA

PENDING CASES AS OF DECEMBER 31, 1991

	Pending Cases as of December 31, 1991 (does not include Pet. for Rehearing)	Pending Petitions for Rehearing
SHEPARD, C.J.	26	1
DeBRULER, J.	32	2
GIVAN, J.	34	0
DICKSON, J.	30	0
KRAHULIK, J.	35	0
UNASSIGNED CIVIL TRANSFER CASES . .	115	0
DISCIPLINARY & UNAUTHORIZED PRACTICE	118	0
BAR EXAM REVIEWS.	0	0
JUDICIAL DISCIPLINE	2	0
	-----	-----
TOTAL	392	3

SUPREME COURT OF INDIANA

COURT ACTION ON PETITIONS TO TRANSFER IN CIVIL CASES

Total number of Petitions DENIED	231
Total number of Petitions DISMISSED	10
Total number of Petitions WITHDRAWN (w/o Dismissal)	3
Total number of Petitions ASSIGNED FOR Majority Opinions	65
Total number of Petitions ASSIGNED for Dissenting Opinions	0
Total number of Per Curiam Opinions	4
Total number of Petitions to Transfer (CIVIL) Completed	313

COURT ACTION TAKEN ON PETITIONS
SEEKING WRITS OF MANDATE AND/OR PROHIBITION

Petitions for Writs SUBMITTED	82
Petitions for Writs DENIED	59
Petitions for Writs GRANTED	12
Petitions for Writs CANCELLED	7
Petitions for Writs of Mandate - ASSIGNED FOR OPINIONS	4

SUPREME COURT OF INDIANA

DISCIPLINARY MATTERS

1991

Disciplinary Cases

Pending 1/1/91	93
New Matters Received	59
Disposed	34
Pending 12/31/91	118

Breakdown of Cases Pending 1/1/91:

Complaints presently before Hearing Officer	74
Complaints in briefing stages before Court	5
Complaints presently before Court	<u>14</u>
	93

=====

New Matters Received:

Complaints	59
----------------------	----

Disposed:

By Order of Private Reprimand	6
By Order Accepting Resignation	5
By Order of Dismissal	7
Judgment for Respondent	6
Per Curiam Opinions	9
Other	<u>1</u>
	34

Cases Pending 12/31/91:

Before Hearing Officers	90
Before Court	15
In Briefing Stage.	8
Before Court for Hearing Officer Appointment	<u>5</u>
	118

Other Matters:

Orders of Reinstatement	4
Orders of Temporary Suspension	<u>6</u>
	10

SUPREME COURT OF INDIANA

JUDICIAL
DISCIPLINARY MATTERS

1991

PER CURIAM OPINIONS	1
Matters Pending 12/31/91	2

SUPREME COURT OF INDIANA

APPLICANT'S BAR EXAMINATION
REVIEW PETITIONS HANDLED IN 1990

Total number of Petitions HANDLED	20
Total number of Petitions AFFIRMED	17
Total number of Petitions REVERSED	3

PETITIONS FOR EXTENSION OF TIME AND MISCELLANEOUS ORDERS

Petitions for Extension of Time PROCESSED	231
*Total Miscellaneous Orders	468
Special Judge Filings	<u>641</u>
TOTAL	1,340

*Includes belated appeals, certiorari, hearing officer appointments -
Disciplinary cases, amendments to briefs, appeal consolidations,
dismissals and others.

INDIANA COURT OF APPEALS

PROGRESS REPORT

JANUARY 1, 1991 THROUGH DECEMBER 31, 1991

	JAN. THRU JUNE	JULY THRU DEC.	TOTAL FOR YEAR
PENDING ON THE COURT 1-1-91	813		
FULLY BRIEFED CASES:			
Civil Cases Distributed	361	364	725
Expedited Cases Distributed	17	12	29
Criminal Cases Distributed	<u>511</u>	<u>514</u>	<u>1025</u>
TOTAL	889	890	1779
CASES DISPOSED OF:			
Cases Handed Down by Majority Opinion	1085	1109	2194
Cases Disposed of by Order	<u>17</u>	<u>5</u>	<u>22</u>
TOTAL	1102	1114	2216*
NET CHANGE	-213	-224	-437
PENDING ON THE COURT 6-30-91	600		
PENDING ON THE COURT 12-31-91			376
OPINIONS:			
Majority	1085	1109	2194
Other	<u>+154</u>	<u>+147</u>	<u>301</u>
TOTAL	1239	1256	2495
MOTIONS, PETITIONS FOR TIME, MISC. ORDERS			
HANDED DOWN	3027	3114	6141
AVERAGE AGE OF PENDING CASES AS OF:			
6-30-91		3.6 months	
12-31-91		3.2 months	

*Includes 54 Interlocutory Appeals

INDIANA COURT OF APPEALS

WORKLOAD AND PROGRESS

JANUARY 1, 1991 THROUGH DECEMBER 31, 1991

	Cases Pending		Total Cases Input w/Trans.	D I S P O S I T I O N S					Net Inc./Dec. Cases Pending	
	1/1 - 1/2	**		Majority Opinions	Trans. Out	Orders	Total	Cases Pending	12-31-91	
RATLIFF, C.J.	16	+39	55	170(*39)	201	15	0	216	-46	9
ROBERTSON, J.	15	+38	53	214(*56)	247	9	0	256	-42	11
BAKER, J.	11	+38	49	143(*11)	180	3	0	183	-40	9
FIRST DISTRICT TOTAL	42	+115	157	527(*106)	628	27	0	655	-128	29
SHIELDS, P.J	88	-32	56	120(*4)	121	14	2	137	-17	39
BUCHANAN, J.	79	+8	87	138(*4)	157	44	2	203	-65	22
SULLIVAN, J.	125	-74	51	96(*7)	66	54	1	121	-25	26
SECOND DISTRICT TOTAL	292	-98	194	354(*15)	344	112	5	461	-107	87
HOFFMAN, P.J.	41	+19	60	146(*6)	181	4	0	185	-39	21
STATON, J.	42	+3	45	196(*39)	205	3	5	213	-17	28
GARRARD, J.	70	-16	54	130(*5)	126	4	1	131	-1	53
THIRD DISTRICT TOTAL	153	+6	159	472(*50)	512	11	6	529	-57	102
MILLER, P.J.	94	-35	59	94(*4)	107	6	4	117	-23	36
CONOVER, J.	63	-6	57	136(*7)	153	4	3	160	-24	33
CHEZEM, J.	100	-39	61	101(*3)	131	5	2	138	-37	24
FOURTH DISTRICT TOTAL	257	-80	177	331(*14)	391	15	9	415	-84	93
RUCKER, P.J.	22	+21	43	95(*4)	100	21	1	122	-27	16
SHARPBACK, J.	22	+18	40	101(*5)	104	6	1	111	-10	30
BARTEAU, J.	25	+18	43	98(*5)	115	7	0	122	-24	19
FIFTH DISTRICT TOTAL	69	+57	126	294(*14)	319	34	2	355	-61	65
COURT TOTAL	813	+202 -202	813	1978(*199)	2194	199	22	2415	-437	376

*Transferred In

**Redistribution of pending cases per instructions from Court Conference 12/5/90.

INDIANA COURT OF APPEALS

OPINIONS WRITTEN

JANUARY 1, 1991 THROUGH DECEMBER 31, 1991

	<u>Majority</u>			<u>Concurring</u>	<u>Dissenting</u>	<u>Rehearing</u>	<u>Other</u>	<u>TOTAL</u>
	<u>TOTAL</u>	<u>PUB.</u>	<u>%</u>					
RATLIFF, C.J.	201	69	34%	7	4	7	3	222
ROBERTSON, J.	247	59	24%	5	4	5	2	263
BAKER, J. ²	<u>180</u>	<u>63</u>	<u>35%</u>	<u>16</u>	<u>8</u>	<u>3</u>	<u>0</u>	<u>207</u>
FIRST DISTRICT TOTAL	628	191	30%	28	16	15	5	692
SHIELDS, P.J.	121	39	32%	13	4	2	0	140
BUCHANAN, J.	157	27	17%	4	5	5	0	171
SULLIVAN, J.	<u>66</u>	<u>20</u>	<u>30%</u>	<u>48</u>	<u>23</u>	<u>2</u>	<u>0</u>	<u>139</u>
SECOND DISTRICT TOTAL	344	86	25%	65	32	9	0	450
HOFFMAN, P.J.	181	67	37%	9	11	0	2	203
STATON, J.	205	99	48%	12	9	2	1	229
GARRARD, J.	<u>126</u>	<u>27</u>	<u>21%</u>	<u>4</u>	<u>6</u>	<u>0</u>	<u>2</u>	<u>138</u>
THIRD DISTRICT TOTAL	512	193	38%	25	26	2	5	570
MILLER, P.J.	107	28	26%	4	12	3	0	126
CONOVER, J.	153	47	31%	6	5	4	1	169
CHEZEM, J.	<u>131</u>	<u>33</u>	<u>25%</u>	<u>6</u>	<u>8</u>	<u>1</u>	<u>1</u>	<u>147</u>
FOURTH DISTRICT TOTAL	391	108	28%	16	25	8	2	442
RUCKER, P.J.	100	22	22%	3	4	1	0	108
SHARPNACK, J.	104	27	26%	2	2	0	3	111
BARTEAU, J.	<u>115</u>	<u>36</u>	<u>31%</u>	<u>1</u>	<u>4</u>	<u>1</u>	<u>1</u>	<u>122</u>
FIFTH DISTRICT TOTAL	319	85	27%	6	10	2	4	341
COURT TOTAL	2194	663	30%	140	109	36	16	2495

INDIANA COURT OF APPEALS

AGE OF CASES PENDING

DECEMBER 31, 1991

	Less than 3 months	Between 4 and 6 months	Between 7 and 9 months	Between 10 and 12 months	More than 12 months
RATLIFF, C.J.	8	0	0	1 (*1)	0
ROBERTSON, J.	9	2	0	0	5
BAKER, J.	<u>9</u>	<u>0</u>	<u>0</u>	<u>0</u>	<u>0</u>
FIRST DISTRICT TOTAL	26	2 (*1)	0	1 (*1)	0
SHIELDS, P.J.	21	11	3	3	1
BUCHANAN, J.	16	0	0	3	3 (**1)
SULLIVAN, J.	<u>8</u>	<u>15</u>	<u>3</u>	<u>0</u>	<u>0</u>
SECOND DISTRICT TOTAL	55	26	6	6	4
HOFFMAN, P.J.	21	0	0	0	0
STATON, J.	24 (**1)	2	1 (*1)	0	1
GARRARD, J.	<u>21</u>	<u>17</u>	<u>11</u>	<u>3</u>	<u>1</u>
THIRD DISTRICT TOTAL	66 (**1)	19	12 (*1)	3	2
MILLER, P.J.	13	6	11	4	2
CONOVER, J.	31	1	0	0 (*1)	1 (**1)
CHEZEM, J.	<u>11</u>	<u>6</u>	<u>4</u>	<u>3</u>	<u>0</u>
FOURTH DISTRICT TOTAL	55	13	15	7 (*1)	3 (**1)
RUCKER, P.J.	7	7	2	0	0
SHARPBACK, J.	20	9	0 (*1)	0	0
BARTEAU, J.	<u>10</u>	<u>7</u>	<u>2</u>	<u>0</u>	<u>0</u>
FIFTH DISTRICT TOTAL	37	23 (**1)	4 (*1)	4	1
COURT TOTAL	229 (**1)	83 (*1) (**1)	37 (*2)	17 (*1) (**1)	10 (**2)

* Cases Retaining Jurisdiction

** Cases delayed other than retaining jurisdiction.

INDIANA COURT OF APPEALS

ORAL ARGUMENTS

JANUARY 1, 1991 THROUGH DECEMBER 31, 1991

	JAN. THRU <u>JUNE</u>	JULY THRU <u>DEC.</u>	TOTAL FOR <u>YEAR</u>
FIRST DISTRICT:			
RATLIFF, C.J.	2	2	4
ROBERTSON, J.	1	3	4
BAKER, J.	0	5	5
HEARINGS ON STAY	<u>0</u>	<u>0</u>	<u>0</u>
	3	10	13
SECOND DISTRICT:			
SHIELDS, P.J.	0	1	1
BUCHANAN, J.	2	0	2
SULLIVAN, J.	0	2	2
HEARINGS ON STAY	<u>4</u>	<u>4</u>	<u>8</u>
	6	7	13
THIRD DISTRICT:			
HOFFMAN, P.J.	2	0	2
STATON, J.	0	0	0
GARRARD, J.	0	0	0
HEARINGS ON STAY	<u>1</u>	<u>3</u>	<u>4</u>
	3	3	6
FOURTH DISTRICT:			
MILLER, P.J.	0	1	1
CONOVER, J.	1	0	1
CHEZEM, J.	6	4	10
HEARINGS ON STAY	<u>2</u>	<u>2</u>	<u>4</u>
	9	7	16
FIFTH DISTRICT:			
RUCKER, P.J.	2	0	2
SHARPNACK, J.	0	0	0
BARTEAU, J.	2	3	5
HEARINGS ON STAY	<u>0</u>	<u>1</u>	<u>1</u>
	4	4	8
COURT TOTAL	25	31	56

INDIANA COURT OF APPEALS

PRE-APPEAL CONFERENCES

JANUARY 1, 1991 THROUGH DECEMBER 31, 1991

	ORDERS FOR	DENIED	HELD
RATLIFF, C.J.	2	14	3
ROBERTSON, J.	1	6	1
BAKER, J.	<u>1</u>	<u>4</u>	<u>1</u>
FIRST DISTRICT:	4	24	5
SHIELDS, P.J.	3	25	6
BUCHANAN, J.	0	0	0
SULLIVAN, J.	<u>1</u>	<u>0</u>	<u>1</u>
SECOND DISTRICT:	4	25	7
HOFFMAN, P.J.	2	22	3
STATON, J.	0	0	0
GARRARD, J.	<u>0</u>	<u>0</u>	<u>0</u>
THIRD DISTRICT:	2	22	3
MILLER, P.J.	1	11	0
CONOVER, J.	0	13	0
CHEZEM, J.	<u>2</u>	<u>10</u>	<u>1</u>
FOURTH DISTRICT:	3	34	1
RUCKER, P.J.	2	13	0
SHARPBACK, J.	0	0	0
BARTEAU, J.	<u>0</u>	<u>0</u>	<u>0</u>
FIFTH DISTRICT:	2	13	0
COURT TOTAL	15	118	16

INDIANA COURT OF APPEALS

MOTIONS TO DISMISS OR AFFIRM

JANUARY 1, 1991 THROUGH DECEMBER 31, 1991

	<u>JAN.</u> <u>THRU</u> <u>JUNE</u>	<u>JULY</u> <u>THRU</u> <u>DEC.</u>	<u>TOTAL</u> <u>FOR</u> <u>YEAR</u>
MOTIONS TO DISMISS OR AFFIRM			
Pending 1-1-90	29		
Filed 1-1-90 through 6-30-90	66		
Filed 7-1-90 through 12-31-90	---	<u>73</u>	
TOTAL	95	73	168
DISPOSED OF BY PER CURIAM OR OTHER OPINIONS AND			
BY ORDERS AND TRANSFER TO JUDGES' OFFICES . .	-60	-62	<u>-122</u>
PENDING AS OF 12-31-91			46
TRANSFERRED TO A JUDGE'S OFFICE	1	0	1
BY PER CURIAM OPINIONS	0	0	0
BY ORDERS:			
Motion to Dismiss or Affirm Sustained	23	24	47
Motion to Dismiss or Affirm Overruled	33	35	68
Dismissed on Appellant's Motion	2	1	3
Miscellaneous	<u>1</u>	<u>2</u>	<u>3</u>
TOTAL DISPOSED OF	60	62	122

INDIANA COURT OF APPEALS

STATISTICS REGARDING DISPOSITION OF CHIEF JUDGE MATTERS

JANUARY 1, 1991 THROUGH DECEMBER 31, 1991

	JAN. THRU JUNE	JULY THRU DEC.	TOTAL FOR YEAR
Petitions for Time to File Record Granted	529	622	1151
Petitions for Time to File Record Denied	9	10	19
Petitions for Time to File Appellant's Brief Granted	637	641	1278
Petitions for Time to File Appellant's Brief Denied	6	2	8
Petitions for Time to File Appellee's Brief Granted	371	341	712
Petitions for Time to File Appellee's Brief Denied	2	1	3
Petitions for Time to File Appellant's Reply Brief Granted	100	101	201
Petitions for Time to File Appellant's Reply Brief Denied	1	2	3
Petitions for Rehearing Granted	0	0	0
Petitions for Rehearing Denied	152	170	322
Petitions for Rehearing Granted with Opinion	2	9	11
Petitions for Rehearing Denied with Opinion	10	15	25
Orders Granting Withdrawal of Record	142	141	283
Orders Denying Withdrawal of Record	1	2	3
Orders Granting Consolidation of Appeals	11	11	22
Orders Denying Consolidation of Appeals	1	4	5
Orders Granting Writ of Certiorari	33	35	68
Orders Denying Writ of Certiorari	3	11	14
Orders Granting Appellants' Motions to Dismiss	70	64	134
Orders Denying Appellants' Motions to Dismiss	0	1	1
Orders Overruling Appellees' Motions to Dismiss or Affirm	33	35	68
Orders Sustaining Appellees' Motions to Dismiss or Affirm	23	24	48
Orders Setting Oral Arguments	26	31	57
Orders Denying Petition for Oral Argument	54	48	102
Orders Granting Petitions to Amend Brief	12	23	35
Orders Denying Petitions to Amend Brief	2	1	3
Orders Granting Petitions to File Belated Appeal	59	32	91
Orders Denying Petitions to File Belated Appeal	4	5	9
Orders Granting Pre-Appeal Conference	4	11	15
Orders Denying Pre-Appeal Conference	62	56	118
Orders with Instructions from Pre-Appeal Conference	6	10	16
Orders Granting Permissive Interlocutory Appeals	22	19	41
Orders Denying Permissive Interlocutory Appeals	27	25	52
Court's Dismissals	57	57	114
Miscellaneous Orders	<u>556</u>	<u>554</u>	<u>1110</u>
TOTAL	3027	3114	6141

INDIANA TAX COURT

1991 REPORT

I.	Total Cases Pending 12-31-90	50
	Total Cases Filed in 1991	69
II.	Dispositions	43
	Dismissed - Settled	32
	Decided on Merits	11
III.	Total Pending 12-31-91	76
IV.	Analysis of Cases Filed in 1991:	
	A. State Board of	31
	Personal Property	13
	Real Property	16
	Combined	2
	B. Department of Revenue	38
	Income	15
	Sales & Use	14
	Special Fuels	3
	Inheritance	1
	Other	5
	C. County Elections:	
	Marion	45
	Allen	6
	St. Joseph	1
	Lake	9
	Vigo	1
	Vanderburgh	2
	Jefferson	4
	No Election Necessary	1
V.	Analysis of Pending Cases:	
	Settled - Dismissals Pending	4
	Set for Trial	17
	Proceedings Stayed Pending Outcome in Related	
	Cases in This and Other Courts	4
	Preliminary & Pleading Stages	45
	Under Advisement	6

QUARTERLY CASE STATUS REPORTS

On a quarterly basis, the trial courts of the state provide to the Division of State Court Administration caseload information by filing a standard form (Quarterly Case Status Report). This report contains information on the cases filed (including those that are received on a change of venue), disposed and pending at the beginning and end of the reporting period. This information is categorized by type of case based on classification which corresponds to a statewide case numbering system. The reports also show the method of disposition for each type of category. Other matters, such as number of days with judge pro tempore, number of special judge appointments, number of cases heard or disposed by masters, commissioners or referees, and the number of days the judge served in another county are also reported, but are not reflected in this report.

The Indiana Judicial Report is an annual compilation of the information submitted by the trial courts. Volume I contains a general overview of judicial activities and totals for the entire state. Volumes II and III present caseload information on a county-by-county basis with separate sub-totals for the courts of record and the other courts within the county. The case type designations have been abbreviated and correspond to case type designations used in a statewide uniform case numbering system.

As used in this Report, the following definitions apply:

1. CF - Criminal Felony: This category covers all cases filed as felonies. If a defendant is charged with both, a felony and misdemeanor, the case is counted one time under the most serious charge.
2. CM - Criminal Misdemeanor: This category covers those criminal cases which are filed as misdemeanors.
3. PC - Post Conviction Petitions: This category reflects petitions for post conviction relief filed under P.C. Rule 1.
4. MC - Miscellaneous Criminal: These are criminal matters which cannot be classified as a felony or misdemeanor but which require some degree of judicial scrutiny.
5. IF - Infractions: This category reflects all infraction cases. As with felonies and misdemeanors, when a defendant is charged with multiple offenses of varying severity, the case is reported one time in the category of the most serious offense.
6. OV/OE - Ordinance Violations: This category reflects those cases where a defendant is charged with violating a local ordinance.
7. JC - Juvenile CHINS: This category reflects those juvenile cases before the court where a child is alleged to be a child in need of services.
8. JD - Juvenile Delinquency: This category reflects cases before the court in which a child is alleged to be a delinquent.
9. JS - Juvenile Status: This category includes cases in which the child is charged with committing an act which would not be an offense if committed by an adult.
10. JP - Juvenile Paternity: This category reflects paternity actions filed by any of the parties specified by statute, including the prosecutor.
11. JM - Juvenile Miscellaneous: This category is intended to include those juvenile matters which are not specifically listed in the previous three categories. An example in this category would be approval by the court of informal adjustments.
12. CP - Civil Plenary: This category is intended to cover the basic civil case not otherwise specifically listed on the form. It will generally include actions founded in contract, actions dealing with real and personal property,

as well as actions seeking equitable or injunctive relief.

13. CT - Civil Tort: This category reflects civil cases founded in tort and filed on the regular civil docket of the court. Small claims, which could also be founded in tort, are not included in this category but are counted only in the "Small Claims" category.

14. SC - Small Claims: This category reflects the civil small claims filed on the small claims docket of the circuit, superior or county courts and civil cases in the Marion County Small Claims Courts.

15. DR - Domestic Relations: This category reflects actions involving dissolutions of marriage.

16. RS - Reciprocal Support: Actions for reciprocal enforcement of child support (URESAs) are counted in this category.

17. MH - Mental Health: This category is intended to reflect proceedings involving mental health commitments. A proceeding seeking temporary commitment, an extension of temporary commitment, regular commitment or termination of a commitment would be reported in this category.

18. AD - Adoption: This category reflects the filing of petitions to adopt.

19. ES/UE - Estates: This category reflects those cases which involve the probate of estates, supervised and unsupervised. Claims against the estate which are transferred for trial are listed as "Civil" matters.

20. GU - Guardianship: This category is intended to reflect the number of guardianships before the court during the reporting period.

21. TR - Trusts: As with guardianships, this category reflects trusts which are before the court during the reporting period.

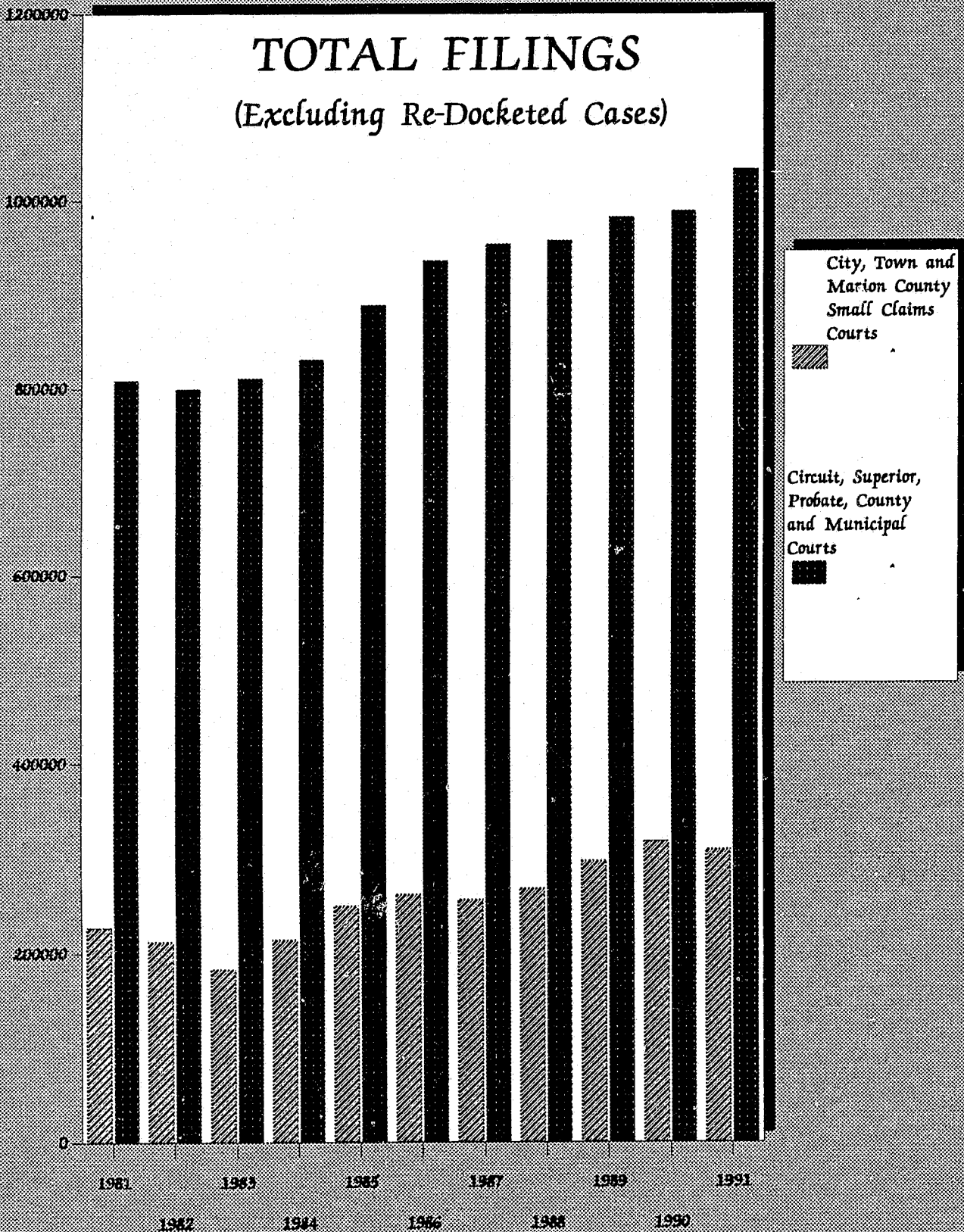
22. MI - Miscellaneous: This category reflects routine civil matters which do not relate to any other pending litigation. This would include petitions for name change, appointment of appraisers, marriage waivers, tax warrants and petitions for temporary protective orders.

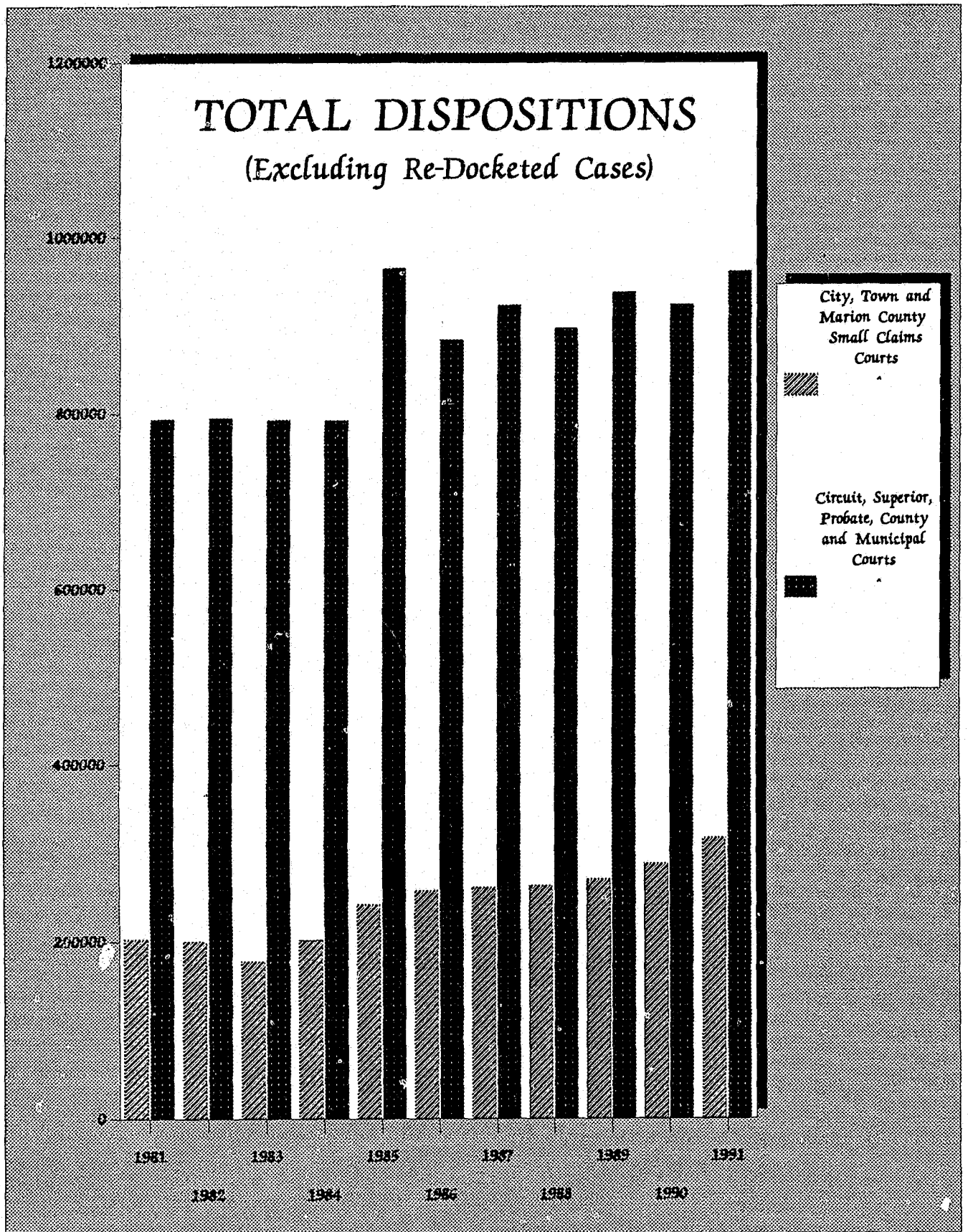
CASE TYPE CATEGORIES

CF: Criminal Felony
CM: Criminal Misdemeanor
PC: Post Conviction Petitions
MC: Miscellaneous Criminal
IF: Infractions
OV: All Ordinance Violations
JC: Juvenile CHINS
JD: Juvenile Delinquency
JS: Juvenile Status
JP: Juvenile Paternity
JM: Juvenile Miscellaneous
CP: Civil Plenary
CT: Civil Tort
SC: Small Claims
DR: Domestic Relations
RS: Reciprocal Support
MH: Mental Health
AD: Adoptions
ES: Estates
GU: Guardianships
TR: Trusts
MI: Miscellaneous

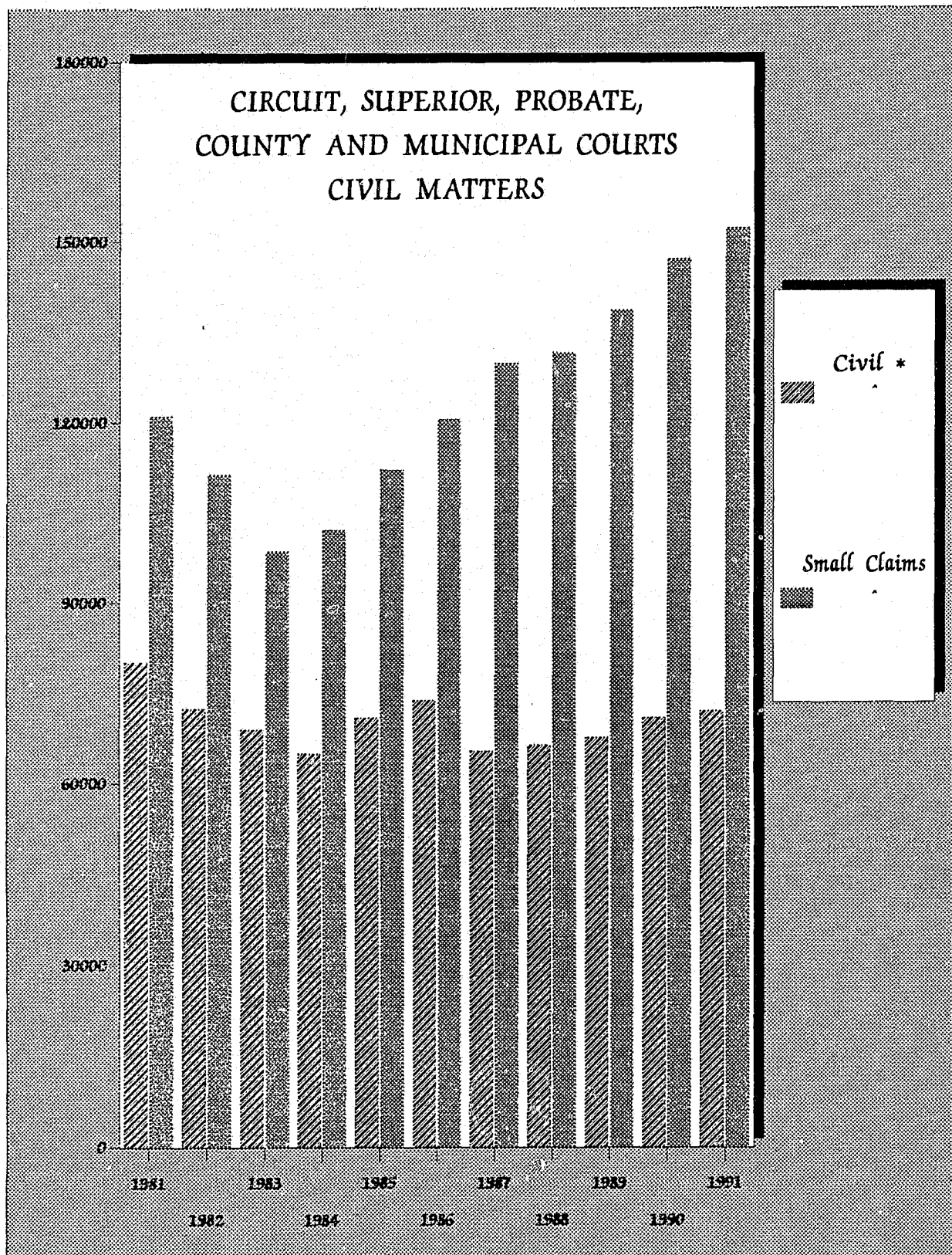
TOTAL FILINGS

(Excluding Re-Docketed Cases)

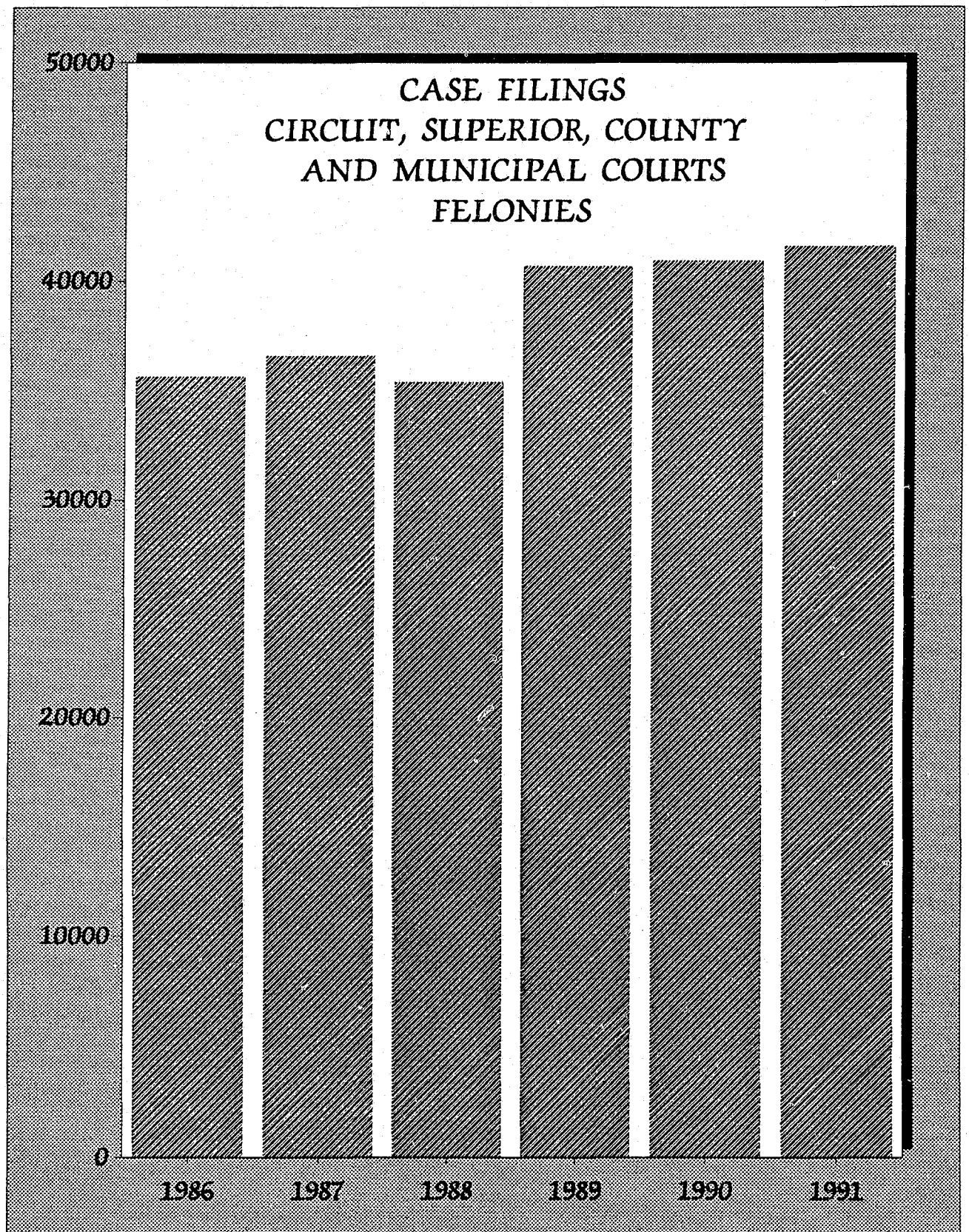




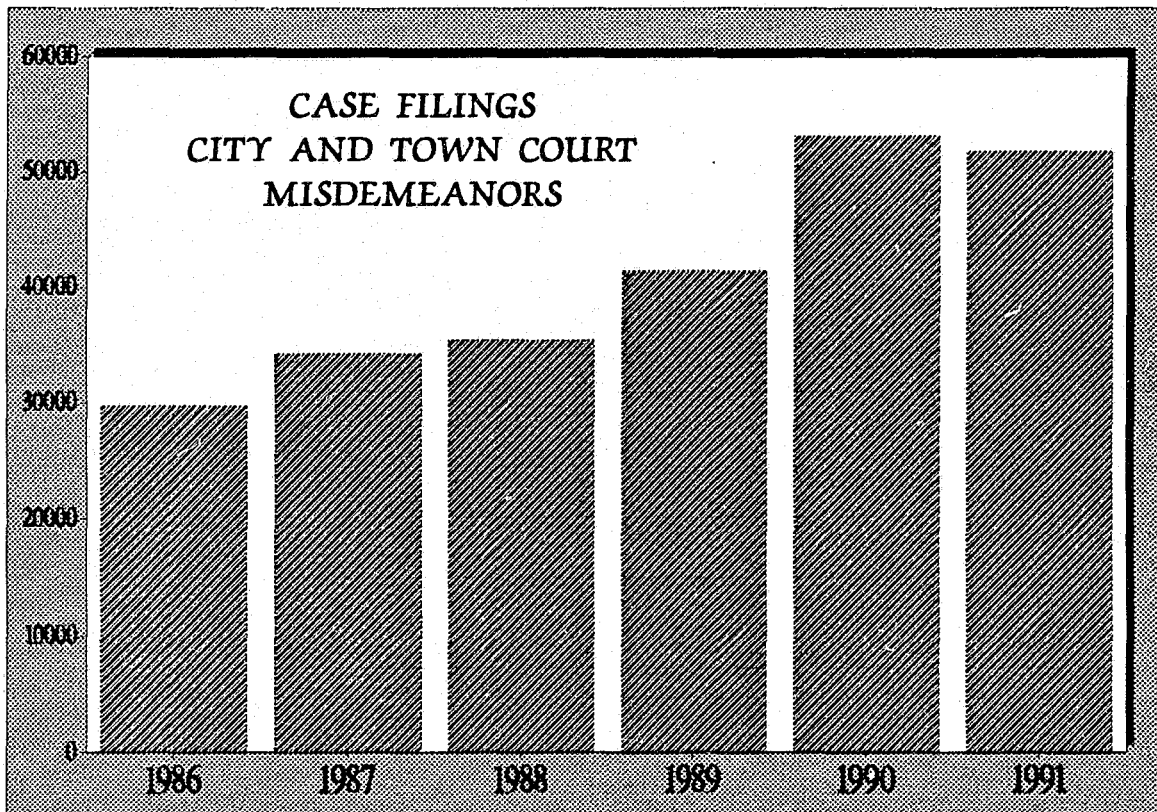
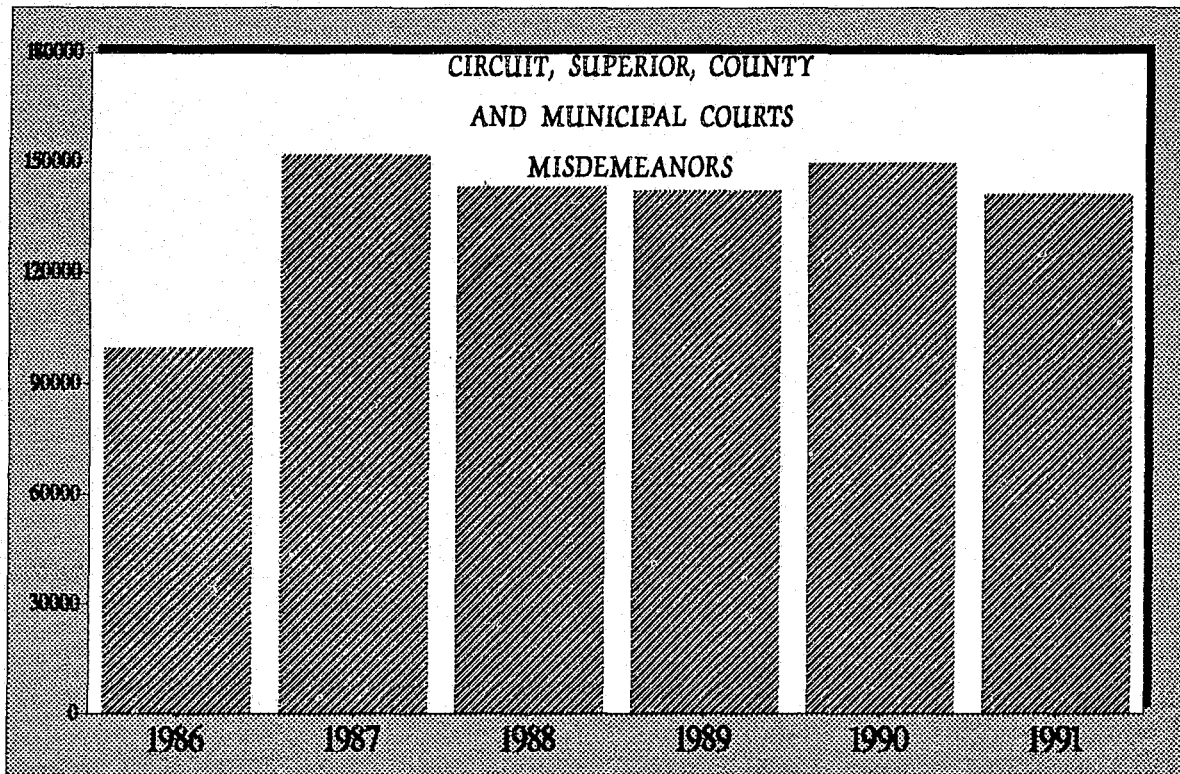
CASE FILINGS



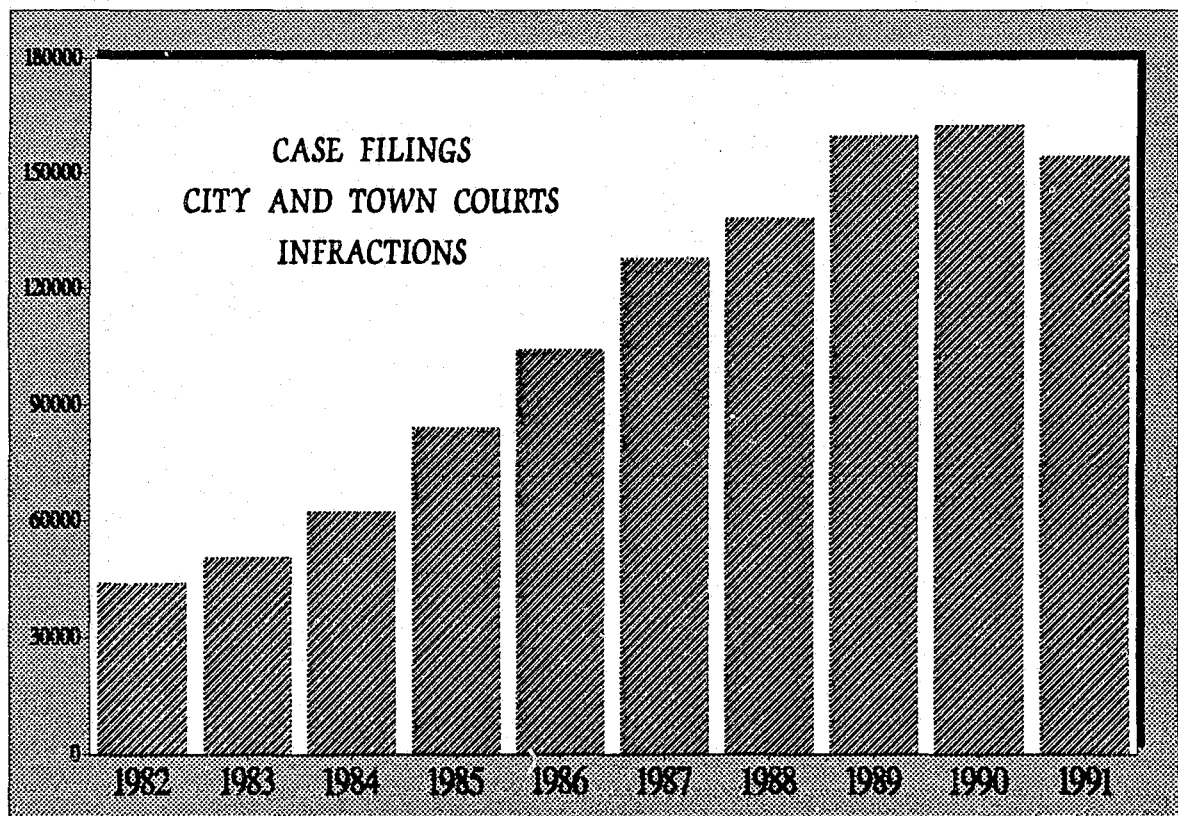
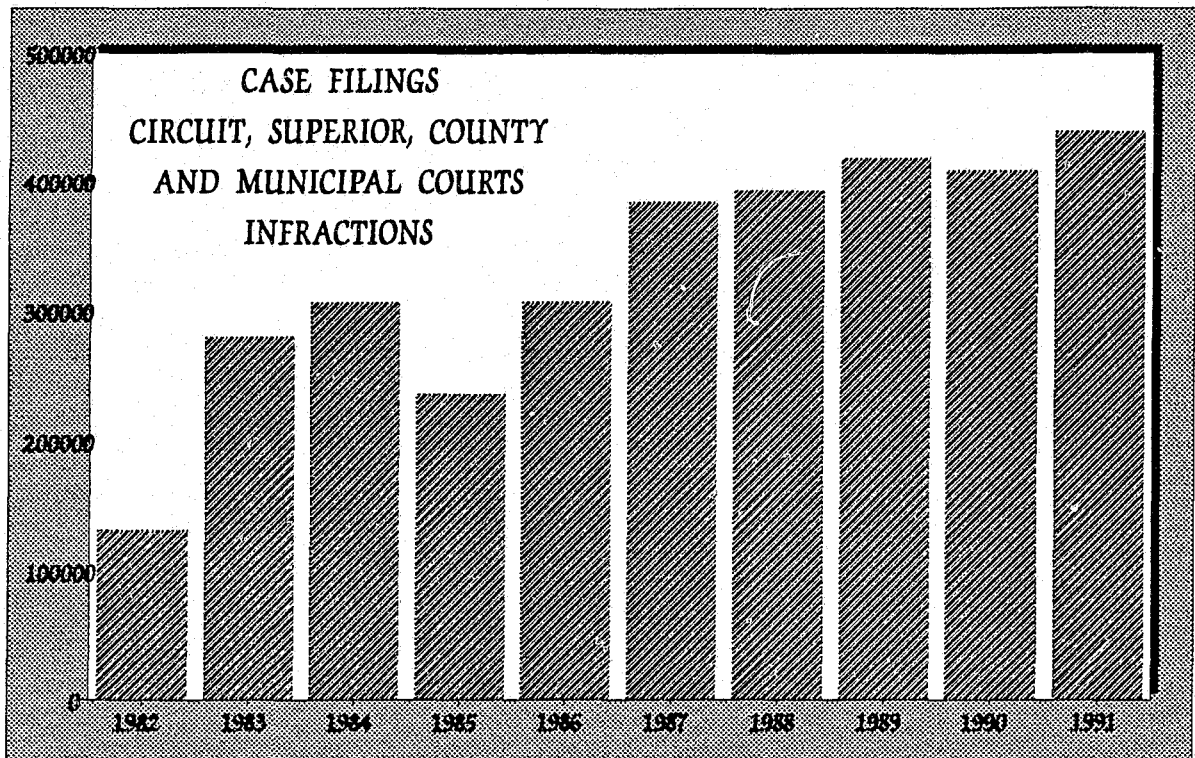
* The civil caseload includes Civil Plenary and Civil Tort.



CASE FILINGS

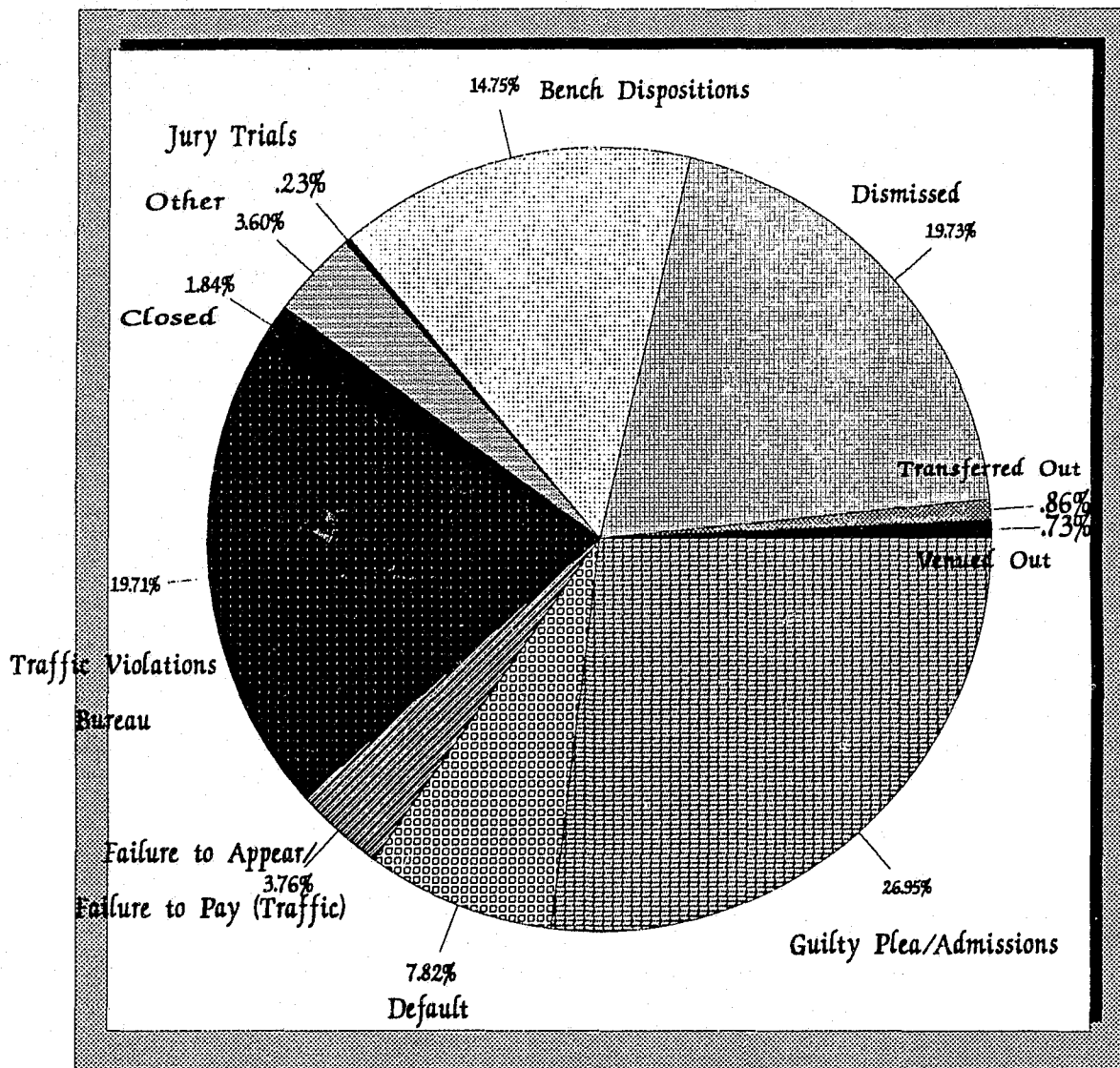


For prior year figures see Caseload Comparison Tables



1991 METHOD OF CASE DISPOSITION

CIRCUIT, SUPERIOR, PROBATE, COUNTY AND MUNICIPAL COURTS



CASELOAD COMPARISON TABLE -- CASES FILED
CIRCUIT, SUPERIOR, PROBATE, COUNTY AND MUNICIPAL COURTS ONLY

Type of Case	Year				
	1981	1982	1983	1984	1985
Criminal	137,976	142,508	138,645	143,092	145,522
Felony	X	X	X	X	X
Misdemeanor	X	X	X	X	X
Traffic Misdemeanors	354,232	229,617	111,412	96,188	176,741
Post Conviction Relief	X	X	X	X	X
Re-Docketed Criminal	6,984	7,921	9,002	9,626	10,828
Miscellaneous Criminal	X	X	X	X	X
Infractions	X	131,342	279,792	305,953	235,782
Ordinance Violations	X	X	X	X	27,955
Juvenile	26,315	29,002	28,596	30,347	29,263
Juvenile CHINS	X	X	X	X	X
Juvenile Delinquency	X	X	X	X	X
Juvenile Status	X	X	X	X	X
Juvenile Paternity	X	X	X	X	X
Juvenile Miscellaneous	X	X	X	X	X
Re-docketed Juvenile	X	X	X	X	X
Civil Plenary	80,127	72,458	69,025	65,018	70,969
Civil Tort	X	X	X	X	X
Small Claims	121,114	111,436	98,625	102,325	112,221
Re-Docketed Civil	77,364	78,161	74,291	78,541	82,250
Dissolution/Domestic Relations	47,867	43,694	43,158	43,095	42,873
Reciprocal Support	X	X	X	X	X
Re-Docketed Dissolution/ Domestic Relations	33,998	32,744	32,557	34,222	37,569
Mental Health	X	X	X	X	X
Probate/Adoption	22,281	20,939	20,949	21,690	21,772
Adoptions	X	X	X	X	X
Estates	X	X	X	X	X
Guardianship	5,550	5,504	5,914	6,334	6,599
Trusts	X	X	X	X	X
Other	13,463	12,990	14,443	16,261	18,460
Miscellaneous	X	X	X	X	X
TOTAL	927,271	918,316	926,399	952,692	1,018,804
(Including Re-Docketed)					
TOTAL	808,925	799,490	810,549	830,303	888,157
(Excluding Re-Docketed)					

CASELOAD COMPARISON TABLE -- CASES FILED (Continued)
CIRCUIT, SUPERIOR, PROBATE, COUNTY AND MUNICIPAL COURTS ONLY

Year					
1986	1987	1988	1989	1990	1991
X	X	X	X	X	X
35,662	36,592	35,366	40,664	40,927	41,590
99,634	152,296	143,419	142,229	149,958	141,606
129,210	X*	X*	X*	X*	X*
X	X	X	X	X	1,549
11,893	13,555	15,400	20,387	22,643	X**
X	2,949	2,662	3,553	4,200	4,191
306,635	383,637	392,643	418,072	408,759	439,064
49,931	56,589	54,934	43,191	32,878	35,458
30,469	X	X	X	X	X
X	4,809	4,458	4,149	4,409	5,147
X	15,985	17,284	15,300	16,971	16,169
X	X	X	1,957	2,797	3,255
X	12,489	13,385	12,943	13,290	14,057
X	8,012	7,536	7,493	7,472	8,917
X	X	6,811	11,883	11,602	X**
73,825	65,408	66,358	61,891	64,158	63,625
X	X	X	5,765	6,814	8,347
120,638	129,800	131,608	138,681	147,151	152,248
90,090	93,011	103,587	114,497	119,579	X**
42,863	46,106	47,086	47,603	48,988	47,157
X	X	X	X	X	6,693
34,505	34,865	36,924	36,258	35,696	X**
X	4,897	4,311	4,776	5,166	4,991
21,041	X	X	X	X	X
X	3,082	3,315	3,304	3,295	3,246
X	17,053	17,933	17,710	17,396	17,555
6,935	6,098	6,287	6,128	6,090	6,422
X	211	199	186	309	233
18,984	X	X	X	X	X
X	7,615	8,051	6,955	8,001	11,511
1,072,315	1,095,059	1,110,557	1,178,549	1,178,549	X**
935,827	953,628	956,835	982,029	989,029	1,033,031

*Traffic Misdemeanors have been included in Total Misdemeanors.
 **Redocketed categories not reported in 1991 and not included in totals.

CASELOAD COMPARISON TABLE -- CASES FILED
CITY, TOWN AND MARION COUNTY SMALL CLAIMS COURTS

Type of Case	Year			
	1982	1983	1984	1985
Criminal	41,882	24,737	24,494	31,186
Felony	X	X	X	X
Misdemeanor	X	X	X	X
Traffic Misdemeanors	54,086	41,170	41,612	41,054
Post Conviction Relief	X	X	X	X
Re-Docketed Criminal	63	95	186	310
Miscellaneous Criminal	X	X	X	X
Infractions	44,088	50,661	62,597	84,370
Ordinance Violations	10,501	9,813	14,571	17,114
Juvenile	X	X	X	X
Juvenile CHINS	X	X	X	X
Juvenile Delinquency	X	X	X	X
Juvenile Status	X	X	X	X
Juvenile Paternity	X	X	X	X
Juvenile Miscellaneous	X	X	X	X
Re-Docketed Juvenile	X	X	X	X
Civil Plenary	12,896	7,554	14,673	16,216
Civil Tort	X	X	X	X
Small Claims (Marion Co.)	47,717	47,754	54,380	58,223
Re-Docketed Civil	25,400	22,518	26,625	23,241
Dissolution/Domestic				
Relations	X	X	X	X
Reciprocal Support	X	X	X	X
Re-Docketed Dissolution/				
Domestic Relations	X	X	X	X
Mental Health	X	X	X	X
Probate/Adoption	X	X	X	X
Adoptions	X	X	X	X
Estates	X	X	X	X
Guardianship	X	X	X	X
Trusts	X	X	X	X
Other	1,402	1,470	2,120	2,023
Miscellaneous	X	X	X	X
TOTAL	238,035	205,772	241,258	273,737
(Including Re-Docketed)				
TOTAL	212,572	183,159	214,447	250,186
(Excluding Re-Docketed)				

CASELOAD COMPARISON TABLE -- CASES FILED (Continued)
CITY, TOWN AND MARION COUNTY SMALL CLAIMS COURTS

Year					
1986	1987	1988	1989	1990	1991
X	X	X	X	X	X
X	X	X	X	X	X
29,735	34,322	35,523	41,488	53,150	51,880
31,938	X*	X*	X*	X*	X*
X	X	X	X	X	X
1,350	626	524	731	1,246	X**
X	1,534	2,358	2,248	4,563	1,803
104,354	128,023	138,365	159,978	162,753	154,646
16,601	13,817	13,645	18,349	14,884	12,032
X	X	X	X	X	X
X	X	X	X	X	X
X	X	X	X	X	X
X	X	X	X	X	X
X	X	X	X	X	X
X	X	X	X	X	X
X	X	X	X	X	X**
17,384	16,209	12,015	5,824	7,698	14,581
X	X	X	2,626	3,672	X
60,602	61,773	65,374	65,651	70,310	73,982
22,438	24,438	26,434	26,536	26,551	X**
X	X	X	X	X	X
X	X	X	X	X	X
X	X	X	X	X	X**
X	X	X	X	X	9
X	X	X	X	X	X
X	X	X	X	X	X
X	X	X	X	X	X
X	X	X	X	X	X
X	X	X	X	X	X
1,910	X	X	X	X	X
X	1,008	939	1,085	858	52
286,312	281,750	295,177	324,685	345,685	X**
262,524	256,686	268,219	297,249	317,888	309,129

*Traffic Misdemeanors have been included in Total Misdemeanors.

**Redocketed categories not reported in 1991.

CASELOAD COMPARISON TABLE -- CASES DISPOSED
CIRCUIT, SUPERIOR, PROBATE, COUNTY AND MUNICIPAL COURTS ONLY

Type of Case	Year				
	1981	1982	1983	1984	1985
Criminal	127,105	130,468	128,563	125,322	125,723
Felony	X	X	X	X	X
Misdemeanor	X	X	X	X	X
Traffic Misdemeanors	356,179	227,825	111,571	95,413	166,014
Post Conviction	X	X	X	X	X
Re-Docketed Criminal	6,321	7,454	8,030	8,239	9,599
Miscellaneous Criminal	X	X	X	X	X
Infractions	X	125,216	267,902	290,011	229,258
Ordinance Violations	X	X	X	X	23,197
Juvenile	26,462	25,570	29,783	27,491	27,985
Juvenile CHINS	X	X	X	X	X
Juvenile Delinquency	X	X	X	X	X
Juvenile Status	X	X	X	X	X
Juvenile Paternity	X	X	X	X	X
Juvenile Miscellaneous	X	X	X	X	X
Re-Docketed Juvenile	X	X	X	X	X
Civil Plenary	80,321	79,527	74,673	69,279	73,662
Civil Tort	X	X	X	X	X
Small Claims	118,095	117,796	100,555	99,481	106,476
Re-Docketed Civil	65,611	64,210	67,785	81,886	75,504
Dissolution/Domestic Relations	47,947	45,849	43,640	44,151	43,201
Reciprocal Support	X	X	X	X	X
Re-Docketed Dissolution/ Domestic Relations	30,905	32,326	31,048	37,359	37,872
Mental Health	X	X	X	X	X
Probate/Adoption	19,497	20,169	19,394	19,639	21,182
Adoption	X	X	X	X	X
Estates	X	X	X	X	X
Guardianship	5,311	5,013	4,982	5,541	5,893
Trust	X	X	X	X	X
Other	13,518	13,022	13,514	15,136	17,689
Miscellaneous	X	X	X	X	X
TOTAL (Including Re-Docketed)	896,380	898,658	899,148	919,442	964,539
TOTAL (Excluding Re-Docketed)	793,543	794,668	792,285	791,958	841,564

CASELOAD COMPARISON TABLE -- CASES DISPOSED (Continued)
CIRCUIT, SUPERIOR, PROBATE, COUNTY AND MUNICIPAL COURTS ONLY

Year					
1986	1987	1988	1989	1990	1991
X	X	X	X	X	X
29,956	32,507	33,966	38,113	37,574	39,013
89,263	134,970	136,451	129,511	134,677	134,935
118,234	X*	X*	X*	X*	X*
X	X	X	X	X	1,341
11,296	11,580	14,246	17,009	19,683	X**
X	2,405	2,448	3,361	3,840	3,740
291,814	374,464	354,768	403,268	380,898	402,744
44,346	55,038	50,645	39,333	28,717	31,125
28,362	X	X	X	X	X
X	5,531	4,260	4,011	4,065	4,297
X	15,999	14,384	13,361	14,076	16,477
X	X	X	930	1,384	2,233
X	12,198	12,298	10,093	10,962	12,364
X	7,243	6,801	7,390	6,952	7,970
X	X	6,086	10,282	10,353	X**
74,046	72,875	69,835	68,927	66,382	64,083
X	X	X	2,300	5,553	8,185
122,915	128,299	130,249	135,538	143,588	139,376
87,129	82,360	91,436	97,036	106,900	X**
42,597	44,868	44,565	46,783	47,078	47,471
X	X	X	X	X	4,689
33,758	34,193	36,234	35,605	35,152	X**
X	4,477	3,856	4,607	5,154	4,569
19,012	X	X	X	X	X
X	3,184	3,098	3,055	3,000	3,156
X	16,155	16,389	16,485	16,921	17,739
5,046	5,233	5,124	4,678	6,103	6,183
X	561	202	147	164	235
17,884	X	X	X	X	X
X	6,628	7,429	5,737	6,461	9,251
1,015,658	1,050,768	1,044,770	1,097,560	1,095,637	X**
883,475	922,635	896,768	937,628	923,549	961,176

*Traffic Misdemeanors have been included in Total Misdemeanors.

**Redocketed categories not included in 1991.

CASELOAD COMPARISON TABLE -- CASES DISPOSED
CITY, TOWN AND MARION COUNTY SMALL CLAIMS COURTS

Type of Case	Year			
	1982	1983	1984	1985
Criminal	36,111	24,231	23,233	26,856
Felony	X	X	X	X
Misdemeanor	X	X	X	X
Traffic Misdemeanors	53,168	40,971	39,063	39,471
Post Conviction Relief	X	X	X	X
Re-Docketed Criminal	61	72	171	240
Miscellaneous Criminal	X	X	X	X
Infractions	40,784	47,698	61,353	85,340
Ordinance Violations	9,490	9,639	11,684	15,129
Juvenile	X	X	X	X
Juvenile CHINS	X	X	X	X
Juvenile Delinquency	X	X	X	X
Juvenile Status	X	X	X	X
Juvenile Paternity	X	X	X	X
Juvenile Miscellaneous	X	X	X	X
Re-Docketed Juvenile	X	X	X	X
Civil Plenary	13,685	7,413	9,766	15,539
Civil Tort	X	X	X	X
Small Claims (Marion Co.)	45,991	46,892	55,510	57,890
Re-Docketed Civil	21,834	21,793	25,464	21,552
Dissolution/Domestic Relations	X	X	X	X
Reciprocal Support	X	X	X	X
Re-Docketed Dissolution/Domestic Relations	X	X	X	X
Mental Health	X	X	X	X
Probate/Adoption	X	X	X	X
Adoptions	X	X	X	X
Estates	X	X	X	X
Guardianship	X	X	X	X
Trusts	X	X	X	X
Other	1,459	1,300	1,580	1,880
Miscellaneous	X	X	X	X
TOTAL	222,583	200,009	227,824	263,897
(Including Re-Docketed)				
TOTAL	200,688	178,144	202,189	242,105
(Excluding Re-Docketed)				

CASELOAD COMPARISON TABLE -- CASES DISPOSED (Continued)
CITY, TOWN AND MARION COUNTY SMALL CLAIMS COURTS

Year					
1986	1987	1988	1989	1990	1991
X	X	X	X	X	X
X	53	X	X	X	X
28,613	35,743	39,353	35,862	41,589	49,050
34,246	X*	X*	X*	X*	X*
X	X	X	X	X	156
992	508	546	518	1,005	X**
X	1,665	2,217	2,022	2,759	2,337
102,192	129,014	135,741	143,668	154,419	167,945
16,201	15,715	16,785	15,668	15,457	14,892
X	X	X	X	X	X
X	X	X	X	X	X
X	X	X	X	X	X
X	X	X	X	X	X
X	X	X	X	X	X
X	X	X	X	X	X
X	X	X	X	X	X**
17,695	17,345	9,082	5,827	6,452	15,419
X	X	X	3,281	4,138	X
57,306	60,986	59,465	63,296	62,704	67,831
20,721	21,399	26,101	25,361	23,874	X**
X	X	X	X	X	X
X	X	X	X	X	X
X	X	X	X	X	X**
X	X	X	X	X	9
X	X	X	X	X	X
X	X	X	X	X	X
X	X	X	X	X	X
X	X	X	X	X	X
X	X	X	X	X	X
X	X	X	X	X	X
1,816	X	X	X	X	X
X	996	859	969	995	44
279,782	283,424	290,149	296,472	313,392	X**
258,069	261,517	263,502	270,593	288,513	317,683

*Traffic Misdemeanors have been included in Total Misdemeanors.

**Redocketed categories not reported in 1991.

TOTAL CASES PENDING AS OF JANUARY 1, 1991

SUMMARY

	Circuit, Superior & Probate Courts	County Courts & Municipal Courts	City & Town Courts	Marion County Small Claims Courts	TOTAL
Criminal Felony	29,910	9,747	0	0	39,657
Criminal Misdemeanor	75,664	42,717	44,148	0	162,529
Post Conviction Relief	1,220	232	213	0	1,665
Miscellaneous Criminal	849	2,218	909	0	3,976
Infractions	95,113	52,252	56,415	0	203,780
Ordinance Violations	17,307	6,060	16,665	0	40,032
Juvenile CHINS	9,733	0	0	0	9,733
Juvenile Delinquency	20,181	0	0	0	20,181
Juvenile Status	2,376	0	0	0	2,376
Juvenile Paternity	20,848	0	0	0	20,848
Juvenile Miscellaneous	2,454	0	0	0	2,454
Civil Plenary	89,054	6,811	19,875	0	115,740
Civil Tort	9,157	57	0	0	9,214
Small Claims	53,028	19,539	2,358	24,434	99,359
Domestic Relations	53,120	0	0	0	53,120
Reciprocal Support	1,437	0	0	0	1,437
Mental Health	4,282	1,077	0	0	5,369
Adoptions	2,919	0	0	0	2,919
Estates	44,819	0	0	0	44,819
Guardianships	42,328	0	0	0	42,328
Trusts	1,839	0	0	0	1,839
Miscellaneous	7,140	404	0	0	7,544
TOTAL	584,778	141,114	140,583	24,434	890,909

TOTAL CASES FILED IN 1991

SUMMARY

	Circuit, Superior & Probate Courts	County Courts & Municipal Courts	City & Town Courts	Marion County Small Claims Courts	TOTAL
Criminal Felony	29,098	12,492	0	0	41,590
Criminal Misdemeanor	82,509	59,097	51,880	0	193,486
Post Conviction Relief	1,231	318	144	0	1,693
Miscellaneous Criminal	2,623	1,568	1,803	0	5,994
Infractions	244,526	194,538	154,646	0	593,710
Ordinance Violations	22,118	13,340	12,032	0	47,490
Juvenile CHINS	5,147	0	0	0	5,147
Juvenile Delinquency	16,169	0	0	0	16,169
Juvenile Status	3,255	0	0	0	3,255
Juvenile Paternity	14,057	0	0	0	14,057
Juvenile Miscellaneous	8,917	0	0	0	8,917
Civil Plenary	50,497	13,128	14,581	0	78,206
Civil Tort	7,910	437	0	0	8,347
Small Claims	103,786	48,462	577	73,405	226,230
Domestic Relations	47,156	1	0	0	47,157
Reciprocal Support	6,693	0	0	0	6,693
Mental Health	4,285	706	9	0	5,000
Adoptions	3,246	0	0	0	3,246
Estates	17,555	0	0	0	17,555
Guardianships	6,422	0	0	0	6,422
Trusts	233	0	0	0	233
Miscellaneous	8,612	2,899	38	14	11,563
TOTAL	686,045	346,986	235,710	73,419	1,342,160

CASES VENUED-IN

SUMMARY

	Circuit, Superior & Probate Courts	County Courts & Municipal Courts	City & Town Courts	Marion County Small Claims Courts	TOTAL
Criminal Felony	115	1	0	0	116
Criminal Misdemeanor	127	3	0	0	130
Post Conviction Relief	0	0	0	0	0
Miscellaneous Criminal	40	0	0	0	40
Infractions	571	2	141	0	714
Ordinance Violations	0	0	0	0	0
Juvenile CHINS	3	0	0	0	3
Juvenile Delinquency	17	0	0	0	17
Juvenile Status	0	0	0	0	0
Juvenile Paternity	46	0	0	0	46
Juvenile Miscellaneous	1	0	0	0	1
Civil Plenary	2,963	3	0	0	2,966
Civil Tort	3,130	0	0	0	3,130
Small Claims	142	10	0	565	717
Domestic Relations	1,017	0	0	0	1,017
Reciprocal Support	42	0	0	0	42
Mental Health	6	0	0	0	6
Adoptions	8	0	0	0	8
Estates	9	0	0	0	9
Guardianships	26	0	0	0	26
Trusts	1	0	0	0	1
Miscellaneous	43	0	0	0	43
TOTAL	8,307	19	141	565	9,032

TOTAL CASES DISPOSED IN 1991

SUMMARY

	Circuit, Superior & Probate Courts	County Courts & Municipal Courts	City & Town Courts	Marion County Small Claims Courts	TOTAL
Criminal Felony	26,675	12,338	0	0	39,013
Criminal Misdemeanor	76,295	58,640	49,050	0	183,985
Re-Docketed Criminal	1,155	186	156	0	1,497
Miscellaneous Criminal	2,343	1,361	2,337	0	6,041
Infractions	246,577	156,167	167,945	0	570,689
Ordinance Violations	18,624	12,501	14,892	0	46,017
Juvenile CHINS	4,297	0	0	0	4,297
Juvenile Delinquency	16,477	0	0	0	16,477
Juvenile Status	2,233	0	0	0	2,233
Juvenile Paternity	12,364	0	0	0	12,364
Juvenile Miscellaneous	7,970	0	0	0	7,970
Civil Plenary	52,343	11,740	15,419	0	79,502
Civil Tort	7,887	298	0	0	8,185
Small Claims	94,059	45,317	553	67,278	207,207
Domestic Relations	47,471	0	0	0	47,471
Reciprocal Support	4,689	0	0	0	4,689
Mental Health	3,744	825	9	0	4,578
Adoptions	3,156	0	0	0	3,156
Estates	17,739	0	0	0	17,739
Guardianships	6,183	0	0	0	6,183
Trusts	235	0	0	0	235
Miscellaneous	6,750	2,501	30	14	9,295
TOTAL	659,266	301,874	250,391	67,292	1,278,823

TOTAL CASES PENDING AS OF DECEMBER 31, 1991

SUMMARY

	Circuit, Superior & Probate Courts	County Courts & Municipal Courts	City & Town Courts	Marion County Small Claims Courts	TOTAL
Criminal Felony	32,448	9,902	0	0	42,350
Criminal Misdemeanor	82,005	43,177	46,978	0	172,160
Post Conviction Relief	1,296	364	201	0	1,861
Miscellaneous Criminal	1,169	2,425	375	0	3,969
Infractions	93,633	90,625	43,257	0	227,515
Ordinance Violations	20,801	6,899	13,805	0	41,505
Juvenile CHINS	10,586	0	0	0	10,586
Juvenile Delinquency	19,890	0	0	0	19,890
Juvenile Status	3,398	0	0	0	3,398
Juvenile Paternity	22,587	0	0	0	22,587
Juvenile Miscellaneous	3,402	0	0	0	3,402
Civil Plenary	90,171	8,202	19,037	0	117,410
Civil Tort	12,310	196	0	0	12,506
Small Claims	62,897	22,694	2,382	31,126	119,099
Domestic Relations	53,822	1	0	0	53,823
Reciprocal Support	3,483	0	0	0	3,483
Mental Health	4,829	958	0	0	5,787
Adoptions	3,017	0	0	0	3,017
Estates	44,644	0	0	0	44,644
Guardianships	42,593	0	0	0	42,593
Trusts	1,838	0	0	0	1,838
Miscellaneous	9,045	802	8	0	9,855
TOTAL	619,864	186,245	126,043	31,126	963,278

1991 METHOD OF CASE DISPOSITION

	Circuit Superior & Probate Courts	County Courts & Municipal Courts	City & Town Courts	Marion County Small Claims Courts	TOTAL
Jury	1,928	268	34	0	2,230
Bench	117,154	24,669	26,962	15,039	183,824
Dismissed	124,293	65,339	27,875	11,252	228,759
Transferred	7,114	1,156	1,554	333	10,157
Venued Out	7,000	63	518	140	7,721
Guilty Plea/Admissions	130,555	128,441	106,076	0	365,072
Default	54,391	20,791	10,042	39,005	124,229
Violations Bureau	150,692	38,780	43,966	0	233,438
Closed	17,721	4	0	0	17,725
FTA/FTP	24,604	11,532	14,812	0	50,948
Other	23,814	10,831	18,552	1,523	54,720
TOTAL	659,266	301,874	250,391	67,292	1,278,823

METHOD OF CASE DISPOSITION -- JURY TRIALS

CRIMINAL

	Circuit Superior & Probate Courts	County Courts & Municipal Courts	City & Town Courts	Marion County Small Claims Courts	TOTAL
Criminal Felony	1,181	122	0	0	1,303
Criminal Misdemeanor	140	104	12	0	256
PC1	2	0	0	0	2
Miscellaneous Criminal	2	0	0	0	2
Infractions	19	7	10	0	36
Ordinance Violations	1	1	0	0	2
Juvenile CHINS	0	0	0	0	0
Juvenile Delinquency	0	0	0	0	0
Juvenile Status	0	0	0	0	0
Juvenile Paternity	20	0	0	0	20
Juvenile Miscellaneous	0	0	0	0	0

CIVIL

Civil Plenary	407	34	12	0	453
Civil Tort	148	0	0	0	148
Small Claims	3	0	0	0	3
Domestic Relations	1	0	0	0	1
Reciprocal Support	0	0	0	0	0
Mental Health	0	0	0	0	0
Adoptions	2	0	0	0	2
Estates	0	0	0	0	0
Guardianships	0	0	0	0	0
Trusts	0	0	0	0	0
Miscellaneous	2	0	0	0	2

TOTAL	1,928	268	34	0	2,230
-------	-------	-----	----	---	-------

METHOD OF CASE DISPOSITION -- BENCH TRIALS

CRIMINAL

	Circuit Superior & Probate Courts	County Courts & Municipal Courts	City & Town Courts	Marion County Small Claims Courts	TOTAL
Criminal Felony	1,387	402	0	0	1,789
Criminal Misdemeanor	2,760	2,639	9,271	0	14,670
PC1	700	91	42	0	833
Miscellaneous Criminal	1,630	158	1,178	0	2,966
Infractions	4,261	3,378	15,531	0	23,170
Ordinance Violations	977	790	703	0	2,470
Juvenile CHINS	2,509	0	0	0	2,509
Juvenile Delinquency	4,972	0	0	0	4,972
Juvenile Status	410	0	0	0	410
Juvenile Paternity	8,911	0	0	0	8,911
Juvenile Miscellaneous	1,217	0	0	0	1,217

CIVIL

Civil Plenary	10,393	1,961	215	0	12,569
Civil Tort	646	65	0	0	711
Small Claims	26,694	12,986	22	15,025	54,727
Domestic Relations	32,944	0	0	0	32,944
Reciprocal Support	3,406	0	0	0	3,406
Mental Health	1,618	195	0	0	1,813
Adoptions	1,797	0	0	0	1,797
Estates	4,022	0	0	0	4,022
Guardianships	1,753	0	0	0	1,753
Trusts	74	0	0	0	74
Miscellaneous	4,073	2,004	0	14	6,091

TOTAL	117,154	24,669	26,962	15,039	183,824
--------------	----------------	---------------	---------------	---------------	----------------

METHOD OF CASE DISPOSITION -- DISMISSED

CRIMINAL

	Circuit Superior & Probate Courts	County Courts & Municipal Courts	City & Town Courts	Marion County Small Claims Courts	TOTAL
Criminal Felony	4,984	2,275	0	0	7,259
Criminal Misdemeanor	26,143	21,718	9,051	0	56,912
PC1	192	32	37	0	261
Miscellaneous Criminal	144	128	330	0	602
Infractions	19,840	22,697	11,507	0	54,044
Ordinance Violations	1,833	2,010	3,327	0	7,170
Juvenile CHINS	1,073	0	0	0	1,073
Juvenile Delinquency	3,666	0	0	0	3,666
Juvenile Status	772	0	0	0	772
Juvenile Paternity	1,665	0	0	0	1,665
Juvenile Miscellaneous	961	0	0	0	961

CIVIL

Civil Plenary	18,738	3,758	3,592	0	26,088
Civil Tort	3,796	90	0	0	3,886
Small Claims	27,254	11,952	31	11,252	50,489
Domestic Relations	9,654	0	0	0	9,654
Reciprocal Support	398	0	0	0	398
Mental Health	976	355	0	0	1,331
Adoptions	210	0	0	0	210
Estates	61	0	0	0	61
Guardianships	184	0	0	0	184
Trusts	3	0	0	0	3
Miscellaneous	1,746	324	0	0	2,070

TOTAL	124,293	65,339	27,875	11,252	228,759
-------	---------	--------	--------	--------	---------

METHOD OF CASE DISPOSITION
GUILTY PLEA/ADMISSION
CRIMINAL

	Circuit Superior & Probate Courts	County Courts & Municipal Courts	City & Town Courts	Marion County Small Claims Courts	TOTAL
Criminal Felony	16,906	8,844	0	0	25,750
Criminal Misdemeanor	41,894	31,635	23,177	0	96,706
PC1	43	7	73	0	123
Miscellaneous Criminal	31	87	794	0	912
Infractions	57,134	82,055	73,871	0	213,060
Ordinance Violations	1,552	5,813	8,161	0	15,526
Juvenile CHINS	411	0	0	0	411
Juvenile Delinquency	7,141	0	0	0	7,141
Juvenile Status	941	0	0	0	941
Juvenile Paternity	714	0	0	0	714
Juvenile Miscellaneous	3,788	0	0	0	3,788
TOTAL	130,555	128,441	106,076	0	365,072

DEFAULT
CIVIL

Civil Plenary	15,824	5,181	9,973	0	30,978
Civil Tort	272	108	0	0	380
Small Claims	37,360	15,412	69	39,005	91,846
Domestic Relations	794	0	0	0	794
Reciprocal Support	9	0	0	0	9
Mental Health	4	0	0	0	4
Adoptions	0	0	0	0	0
Estates	0	0	0	0	0
Guardianships	0	0	0	0	0
Trusts	0	0	0	0	0
Miscellaneous	128	90	0	0	218
TOTAL	54,391	20,791	10,042	39,005	124,229

METHOD OF CASE DISPOSITION
VIOLATIONS BUREAU
CRIMINAL

	Circuit Superior & Probate Courts	County Courts & Municipal Courts	City & Town Courts	Marion County Small Claims Courts	TOTAL
Criminal Felony	77	0	0	0	77
Criminal Misdemeanor	49	15	96	0	160
PC1	0	0	0	0	0
Miscellaneous Criminal	1	0	0	0	1
Infractions	137,247	36,059	42,879	0	216,185
Ordinance Violations	13,313	2,706	991	0	17,010
Juvenile CHINS	0	0	0	0	0
Juvenile Delinquency	0	0	0	0	0
Juvenile Status	0	0	0	0	0
Juvenile Paternity	5	0	0	0	5
Juvenile Miscellaneous	0	0	0	0	0
TOTAL	150,692	38,780	43,966	0	233,438

CLOSED
CIVIL

Civil Plenary	9	0	0	0	9
Civil Tort	0	0	0	0	0
Small Claims	173	0	0	0	173
Domestic Relations	0	0	0	0	0
Reciprocal Support	0	0	0	0	0
Mental Health	976	4	0	0	980
Adoptions	1,059	0	0	0	1,059
Estates	11,633	0	0	0	11,633
Guardianships	3,729	0	0	0	3,729
Trusts	142	0	0	0	142
Miscellaneous	0	0	0	0	0
TOTAL	17,721	4	0	0	17,725

METHOD OF CASE DISPOSITION -- TRANSFERRED OUT

CRIMINAL

	Circuit Superior & Probate Courts	County Courts & Municipal Courts	City & Town Courts	Marion County Small Claims Courts	TOTAL
Criminal Felony	1,059	239	0	0	1,298
Criminal Misdemeanor	733	335	1,086	0	2,154
PC1	11	0	2	0	13
Miscellaneous Criminal	24	41	28	0	93
Infractions	333	0	413	0	746
Ordinance Violations	7	18	14	0	39
Juvenile CHINS	44	0	0	0	44
Juvenile Delinquency	146	0	0	0	146
Juvenile Status	6	0	0	0	6
Juvenile Paternity	86	0	0	0	86
Juvenile Miscellaneous	2	0	0	0	2

CIVIL

Civil Plenary	973	393	11	0	1,377
Civil Tort	299	26	0	0	325
Small Claims	228	70	0	333	631
Domestic Relations	709	0	0	0	709
Reciprocal Support	612	0	0	0	612
Mental Health	13	0	0	0	13
Adoptions	7	0	0	0	7
Estates	1,362	0	0	0	1,362
Guardianships	412	0	0	0	412
Trusts	2	0	0	0	2
Miscellaneous	46	34	0	0	80
TOTAL	7,114	1,156	1,554	333	10,157

METHOD OF CASE DISPOSITION -- VENUED OUT

CRIMINAL

	Circuit Superior & Probate Courts	County Courts & Municipal Courts	City & Town Courts	Marion County Small Claims Courts	TOTAL
Criminal Felony	14	0	0	0	14
Criminal Misdemeanor	2	4	40	0	46
PC1	0	0	0	0	0
Miscellaneous Criminal	0	0	0	0	0
Infractions	58	0	96	0	154
Ordinance Violations	0	0	0	0	0
Juvenile CHINS	4	0	0	0	4
Juvenile Delinquency	12	0	0	0	12
Juvenile Status	1	0	0	0	1
Juvenile Paternity	45	0	0	0	45
Juvenile Miscellaneous	1	0	0	0	1

CIVIL

Civil Plenary	3,283	52	4	0	3,339
Civil Tort	2,511	0	0	0	2,511
Small Claims	42	7	0	518	567
Domestic Relations	859	0	0	0	859
Reciprocal Support	91	0	0	0	91
Mental Health	6	0	0	0	6
Adoptions	8	0	0	0	8
Estates	5	0	0	0	5
Guardianships	9	0	0	0	9
Trusts	2	0	0	0	2
Miscellaneous	47	0	0	0	47

TOTAL	7,000	63	140	518	7,721
-------	-------	----	-----	-----	-------

METHOD OF CASE DISPOSITION

FTA/FTP

CRIMINAL

	Circuit Superior & Probate Courts	County Courts & Municipal Courts	City & Town Courts	Marion County Small Claims Courts	TOTAL
Criminal Felony	0	0	0	0	0
Criminal Misdemeanor	0	0	0	0	0
PC1	0	0	0	0	0
Miscellaneous Criminal	0	0	0	0	0
Infractions	23,854	10,911	13,910	0	48,675
Ordinance Violations	739	621	902	0	2,262
Juvenile CHINS	0	0	0	0	0
Juvenile Delinquency	0	0	0	0	0
Juvenile Status	0	0	0	0	0
Juvenile Paternity	0	0	0	0	0
Juvenile Miscellaneous	0	0	0	0	0
TOTAL	24,593	11,532	14,812	0	50,937

1991 AVERAGE CASELOAD -- FILINGS

	Circuit, Superior & Probate Courts	County Courts & Municipal Courts	City & Town Courts	Marion County Small Claims Courts
Criminal Felony	124.35	265.78	0	0
Criminal Misdemeanor	352.60	1,257.38	710.68	0
PC1	5.26	6.77	1.97	0
Miscellaneous Criminal	11.21	33.36	24.70	0
Infractions	1,044.98	4,139.11	2,118.44	0
Ordinance Violations	94.52	283.83	164.82	0
Juvenile CHINS	21.99	0	0	0
Juvenile Delinquency	69.10	0	0	0
Juvenile Status	13.91	0	0	0
Juvenile Paternity	60.07	0	0	0
Juvenile Miscellaneous	38.11	0	0	0
Civil Plenary	215.80	279.32	199.74	0
Civil Tort	33.80	9.30	0	0
Small Claims	443.53	1,031.11	7.90	9,175.63
Domestic Relations	201.52	.02	0	0
Reciprocal Support	28.60	0	0	0
Mental Health	18.31	15.02	.12	0
Adoptions	13.87	0	0	0
Estates	75.02	0	0	0
Guardianships	27.44	0	0	0
Trusts	.99	0	0	0
Miscellaneous	36.80	61.68	.52	1.75
TOTAL	2,931.82	7,382.68	3,228.89	9,177.38

1991 AVERAGE CASELOAD -- DISPOSITIONS

	Circuit, Superior & Probate Courts	County Courts & Municipal Courts	City & Town Courts	Marion County Small Claims Courts
Criminal Felony	113.99	262.51	0	0
Criminal Misdemeanor	326.04	1,247.65	671.91	0
Post Conviction Relief	4.93	3.95	2.13	0
Miscellaneous Criminal	10.01	28.95	32.01	0
Infractions	1,053.74	3,322.70	2,300.61	0
Ordinance Violations	79.58	265.97	204.00	0
Juvenile CHINS	18.36	0	0	0
Juvenile Delinquency	70.41	0	0	0
Juvenile Status	9.54	0	0	0
Juvenile Paternity	52.83	0	0	0
Juvenile Miscellaneous	34.05	0	0	0
Civil Plenary	223.68	249.78	211.21	0
Civil Tort	33.70	6.34	0	0
Small Claims	401.96	964.19	7.57	8,409.75
Reciprocal Support	20.03	0	0	0
Domestic Relations	202.86	0	0	0
Mental Health	16.00	17.55	.12	0
Adoptions	13.48	0	0	0
Estates	75.80	0	0	0
Guardianships	26.42	0	0	0
Trusts	1.00	0	0	0
Miscellaneous	28.84	53.21	.41	1.75
TOTAL	2,817.37	6,422.85	3,430.01	8,411.50

FISCAL INFORMATION

Pursuant to Indiana Code 33-2.1-7-3, the Division of State Court Administration is directed to collect and compile statistical data as to the receipt and expenditure of public moneys by and for the operation of the courts.

This portion of the report is intended to present a general financial overview of the expenditures of Indiana's courts and revenues generated through their operation. The financial information is gathered on an annual basis at the end of each calendar year. This is a manual data gathering system whereby each court prepares a form and forwards it, by mail, to the Division of State Court Administration. The reporting forms call for the court's requested and approved budget, the actual expenditures and the amounts collected by the clerk through the various fees and costs. This publication, however, reflects only the expenditure and revenue data; the requested and approved budgets are available, but are not published here.

EXPENDITURES

The Supreme Court, Court of Appeals and Tax Court are funded through appropriations from the state general fund. The Indiana State Auditor's Report contains information as to the expenditures by these courts and other state level expenditures on related functions.

Indiana's trial courts are funded through county funds. State funds pay for portion of the judges' salaries¹ and for special judge expenses.² In addition, state matching funds are available to the counties as reimbursement for pauper defense expenses incurred in death penalty cases and expenses associated with guardian ad litem services for abused and neglected children. Often courts receive grants and generate user fees which fees are expended on court services. All such expenditures, regardless of their source, are reflected in

this report. In some of the more populous counties, separate budgets are maintained for probation services, juvenile services and pauper defense services. These expenses have been included in the final totals. Expenditures on juvenile detention centers which are budgeted through the courts are also included. Expenditures which have not been included are those not directly related to the court's operation, such as the prosecuting attorney's office and the clerk's office.

The city and town courts are funded by the respective municipalities. In many instances a distinct city or town court budget is not maintained, and all expenses are paid directly from the local general fund. This practice makes it difficult to provide accurate expenditure information on the city and town courts.

The Marion County Small Claims Courts are funded by the respective townships through budget appropriations.

REVENUES

Revenues generated through the operation of the trial courts are collected, accounted for and disbursed by the Clerk of the Circuit Court, an independently elected constitutional office. The Clerk of the Circuit Court also functions as the clerk of the county and, as such, performs many other functions not related to court operations.

Revenues are generated primarily from filing fees, costs, fines, and user fees assessed to the litigants. They are disbursed to either the state, county or local general fund or to a long list of special funds established by the Legislature for specific programs and services. In order to provide the information needed to fulfill this requirement, trial courts must invariably rely on the figures provided to them by the clerk's office which actually

collects the moneys. As a result, the revenue reporting forms have been designed to correlate the fee collection reports used by the clerks. This is important as it underscores the nature of the data presented in this report and the fact that it is not intended as an actual accounting of receipts.

Revenues generated through the city, town and Marion Small Claims Courts are collected by the local clerk and disbursed pursuant to statutory provisions. The only direct payment fee in existence is the personal service of process fee charged to small claims litigants in the Marion County Small Claims Courts. This fee goes to the constable and his deputies.³

Following is an explanation of the costs and fees reflected in this report.

COURT COSTS AND OTHER FEES

In the Circuit, Superior, Probate, Municipal, County, City and Town Courts.

Upon the filing of a civil case, a guilty finding in a criminal case, or a judgment for an infraction or ordinance violation, the litigant is charged a specified court cost. In addition, the General Assembly has designated numerous other fees which could be charged under certain circumstances. Many of the added fees are so called "user fees" which pay for defendants' enrollment in court or prosecutor sponsored programs. Following is a description of the costs and fees:

1. **Court Costs:** In every case resulting in a felony or misdemeanor conviction a fee of \$110.00 is charged.⁴ In each action which results in a judgment for a violation constituting an infraction or ordinance, the fee is \$50.00.⁵ In each juvenile action, the fee is \$40.00.⁶ In each civil action, the fee is \$55.00.⁷ The fee in small claims cases is \$30.00. (Except in Lake County City Courts where it is \$22.00).⁸ (This does not include small claims cases filed in the Marion County Small Claims Courts. The fees in

those courts are set out in IC 33-11.6-4-5.) The fee in probate and trust matters is \$55.00.⁹ These court costs include service of process by mail, unless service by sheriff is required.¹⁰ Again, this is not the case in Marion County Small Claims Courts where an additional fee is charged for service of each matter.

2. **Court Costs--State Portion:** Of the total amount collected through court costs the clerk of the circuit court distributes semi-annually to the state auditor for deposit in the state general fund, fifty percent (50%) of the amount collected.¹¹

3. **Court Costs--County Portion:** The county's share is forty-seven percent (47%) of the total collected from court costs; it is forwarded to the county auditor.¹²

If a county police pension fund has been established in the county, the sheriff may present a claim for each service of process and the county fiscal body will appropriate \$12.00 for each claim.¹³

4. **Court Costs--City and Town Portion:** Three percent (3%) of the collected fees is the qualified municipality share distributed to each city and town maintaining a law enforcement agency that prosecutes at least fifty percent (50%) of its ordinance violations in a circuit, superior, county or municipal court of the county.¹⁴ The county auditor determines the amount to be distributed to each city and town based upon a specific formula; the funds are distributed semi-annually.¹⁵

5. **Court Costs in City and Town Courts:** The court costs collected through the city and town courts are distributed as follows:

- a. Fifty-five percent (55%) semi-annually to the state auditor for the state general fund;
- b. Each month the city or town fiscal officer distributed fifteen percent (15%) of the fees to the county auditor as the county share and thirty percent (30%) is retained as the city or town share.¹⁶

6. **Special State Fund:** In order to assure funding

of the special programs and activities previously supported through fees collected from litigants, the law provides that twice a year the state auditor must transfer to the state treasurer \$4,865,500 for deposit into eight specific funds pursuant to percentages set out in the statute.¹⁷ Those funds are:

- a. Family Violence and Victim Assistance Fund - 15.26%
- b. Judges Retirement Fund - 7.3%
- c. Law Enforcement Academy Building Fund - 4.83%
- d. Law Enforcement Training Fund - 19.54%
- e. Violent Crime Victims Compensation Fund - 12.48%
- f. Motor Vehicles Highway Account - 37.12%
- g. Fish and Wildlife Fund - 0.42%
- h. Division of Addiction Services Account for administration, certification and support of alcohol and drug services programs- 3.05%

7. **Fines and Forfeitures:** Fines and forfeitures assessed in criminal cases go to the State Common School Fund pursuant to a constitutional provision.¹⁸

8. **Infraction Judgments:** This category reflects moneys collected as infraction judgments in cases involving infraction violations. (See also "Deferral Program Fee".) Infraction judgments go to the state general fund.

9. **Civil Penalties for Local Ordinance Violations:** This category reflects amounts collected as judgments for local ordinance violations. They go to the respective municipality. (See also "Deferral Program Fee".)

10. **Vehicle License Fee:** This category represents amounts collected as infraction judgments in overweight vehicle cases. These funds go to the State Highway Fund rather than the general fund.¹⁹ (See also "Deferral Program Fee".)

11. **Support Fees:** This category reflects a fee collected in actions in which a final court order requires

a person to pay support or maintenance payments through the clerk. The fee may be \$10, \$20 or \$30 depending on when it is paid.²⁰ The fee goes to the county general fund.

12. **Bond Administration Fee:** When a defendant executes a bail bond with the clerk, ten percent (10%) or \$50.00, whichever is less, may be retained as the administrative fee which is reflected here.²¹ These fees also go to the county general fund.

13. **Supplemental Public Defender Service Fee:** When public funds have been expended on defense, the court must order the clerk to remit the difference, if any, and retain the rest, between the bond deposit and the cost of pauper defense. The retained amount is deposited in a Supplemental Public Defender Services Fund established by IC 33-9-11.5.²² Any amounts collected under these provisions are reflected in the "Supplemental Public Defender Fee" category.

14. **Death Benefit Fund Fee:** The clerk must also collect or retain \$5.00 for each bond. This fee is remitted semi-annually to the Public Employees Retirement Fund for deposit in a special Death Benefit Fund.²³ The fund provides a \$50,000 lump sum death benefit to the spouse or children of a public safety officer who dies in the line of duty. With the approval of the clerk, this fee may be collected by the county sheriff who remits it to the clerk. These fees are reflected in the "other" category. (This section expires 12/31/93.)

15. **Late Surrender Fees:** When a bonded defendant fails to appear, a late surrender fee based on a percent of the value of the bond is assessed against the bondsman. Fifty percent (50%) of this fee is deposited in the Police Pension Trust Fund set up under IC 36-8-10-12 and 50% (fifty percent) is deposited in a county extradition fund established under IC 35-33-14.²⁴

16. **User Fees:** The state, county, and local user fees categories reflect the total amount of user fees collected through the operation of the courts. There are a number of such fees collected in specific types of cases;

they are designated for particular programs and purposes. The user fees are assessed against losing defendants in criminal cases or cases involving infraction and ordinance violations.

a. **User Fees reflected under State Level Funds**

come from:

1. 50% of the ***Drug Abuse, Prosecution, Interdiction and Correction Fees*** collected by all courts; (part of the State User Fee Fund)
2. 50% of the ***Alcohol and Drug Counter-measures Fees*** collected by all courts; (part of the State User Fee Fund)
3. All ***Child Abuse Prevention Fees***;
4. All ***Domestic Violence Prevention and Treatment Fees***.

b. **User Fees reflected under County Level Funds** come from:

1. ***Prosecutorial Pretrial Diversion Program Fees*** collected in misdemeanor cases in the circuit, superior, county or municipal courts; (County User Fee Fund)
2. ***All Informal Adjustment Program Fees***; (County User Fee Fund)
3. ***All Marijuana Eradication Program Fees***; (County User Fee Fund)
4. ***Alcohol and Drug Services Program Fees*** collected in cases in Circuit, Superior, County, or Municipal court; (County User Fee Fund)
5. ***Law Enforcement Continuing Education Program Fees*** collected in the circuit, superior, county, or municipal court; (County User Fee Fund)
6. ***Prosecutorial Deferral Program Fees*** collected in infraction cases in the circuit, superior, county, or municipal court; (County User Fee Fund)

7. ***All Alcohol Abuse Deterrent Program or Medical Fees***; (County User Fee Fund)

8. 50% of the ***Drug Abuse, Prosecution, Interdiction and Correction Fees***; (County User Fee Fund)

9. 50% of the ***Alcohol and Drug Counter-measures Fees***. (County User Fee Fund)

c. **User Fees reflected under Local Funds**

come from:

1. ***Prosecutorial Pretrial Diversion Program Fees*** charged in misdemeanor cases in the city or town courts; (City/Town User Fee Fund)
2. ***Alcohol and Drug Services Fees*** charged in cases in the city and town courts; (City/Town User Fee Fund)
3. ***Law Enforcement Continuing Education Program Fee*** charged in cases in the city and town courts; (City/Town User Fee Fund)
4. ***Prosecutorial Deferral Program Fee*** (for infractions). (City/Town User Fee Fund)

d. **Description of User Fees**

The user fees, once collected, are distributed in two different ways. The majority are deposited in "user fee funds" at either the county or city/town level, depending at which level they were collected. The particular program must then submit a claim, under oath, to the county or city/town fiscal body for the user fees generated for such program, and the fiscal body appropriates the claimed funds to the program from the "county user fee fund" or the "city/town user fee fund." User fees distributed to the county and city/town user fee funds are described below.

Since the reorganization of the user fee collection structure in 1987, the Legislature has added four additional user fees which are distributed differently.

Following are descriptions of the county and city

user fees being deposited in the respective user fee funds.

A Marijuana Eradication Program Fee of no more than \$300. It may be set by the court pursuant to IC 15-3-4.6-4.1 to be charged in criminal convictions under IC 35-48-4 (offenses relating to controlled substances) in a county where a weed control board has been established.²⁵

An Alcohol and Drug Services Fee may be collected in criminal, infraction and ordinance violations as set by the court pursuant to IC 16-13-6.1-31(c).²⁶

A Law Enforcement Continuing Education Program Fee of \$3.00 is collected in each criminal, infraction or ordinance violation.²⁷

Prosecutorial Pretrial Diversion Program Fee

The prosecuting attorney may withhold prosecution against a person charged with a misdemeanor if the person agrees to conditions of a pre-trial diversion program offered by the prosecutor as set out in IC 33-14-1-7. The accused is charged \$50.00 as an initial fee and \$10.00 for each month that the accused remains on pre-trial diversion. This fee is charged in lieu of court costs and fines (because the defendant's case is eventually dismissed).²⁸ The prosecutor can certify to the county fiscal body that the funds in the program exceeds its needs, and the county council may, by ordinance, appropriate the excess funds to the prosecutor's office for any purpose specified in the appropriation.²⁹

An Informal Adjustment Program Fee of \$5.00 to \$15.00 may be ordered by the court to be paid in cases where a juvenile has been placed in an informal adjustment program prior to having a petition filed.³⁰

Prosecutorial Deferral Program Fee — This additional user fee may be collected in infractions

and ordinance violations instead of court costs and any infraction judgments when the county prosecutor or attorney for the municipal corporation sets up a deferral program for such cases.

Under such a program, the prosecutor or the attorney for the municipal corporation may offer a defendant in an infraction or ordinance violation action to enter into an agreement with the law enforcement official whereby the defendant agrees to pay an initial users fee of \$50 and a monthly users fee of \$10 and to comply with the conditions of the program. There are no statutory guidelines for the conditions or duration of such deferral programs, and, since infractions and ordinances are civil in nature and carry no time for incarceration, it is not clear how long a monthly users fee may be charged.

If the action involves a moving traffic violation, the defendants also pay \$25.00 in court costs.

The clerk of a traffic violations bureau can accept a program agreement from a defendant. The court must dismiss the infraction or ordinance citation when the prosecutor or municipal attorney requests the dismissal of the deferred case.³¹

Alcohol Abuse Deterrent Program Fee or Medical Fee: The circuit court may establish an alcohol abuse deterrent program after the county fiscal body adopts a resolution approving the program. This applies to a circuit court that is not authorized to establish an alcohol and drug services program under IC 16-13-6.1-30 (that legislation expires December 31, 1996).³²

The program applies to criminal proceedings in which the use or abuse of alcohol is a contributing factor or a material element of the offense. In such cases, the court may, with the consent of the defendant and the prosecutor,

conditionally defer the proceeding for up to 4 years (with exception for certain repeat offenses) and may order the defendant to complete the program. The court must order the deferred defendant to pay a deterrent program fee of no more than \$350 or a medical fee of no more than \$100, or both, unless the defendant is indigent.³³

The clerk collects the fee as set by the court. The Deterrent Program Fund is established by the county auditor; it is administered by the circuit court which submits claims for disbursement of the funds.³⁴

e. **Additional User Fees** — In addition to the foregoing user fees designated for the general user fee funds of the county and city or town, the Legislature has imposed the following user fees:

Drug Abuse, Prosecution, Interdiction and Correction Fee: (50% to state and 50% to county) The court must assess this fee of at least \$100 and not more than \$1,000 against a person convicted in any court (including city and town courts) of an offense under IC 35-48-4 (controlled substance). In determining the amount of the fee, the court must consider the person's ability to pay. IC 33-19-6-9.³⁵ The clerk collects this fee and distributes, semi-annually, 50% to the state auditor for the State User Fee Fund established under IC 33-19-9-2 and 50% to the county auditor for the County Drug Free Community Fund established under IC 5-2-11.³⁶ IC 33-19-7-1, as amended by P.L. 30, 1991 SEC. 13, and IC 33-19-7-4.

Alcohol and Drug Countermeasures Fee: In each action in which a person is found to have committed an offense or violation a statute defined as an infraction under IC 9-

30-5 (DUI), or a person who has been adjudicated a delinquent for an act that would be an offense under IC 9-30-5 if committed by an adult, and the person's driving privileges are suspended, the clerk shall collect an Alcohol and Drug Countermeasures fee of \$200. (The fee was raised from \$20 to \$200 effective 7/1/90.)³⁷ The clerk distributes 50% of these fees to the state auditor for deposit in the State User Fee Fund established under IC 33-19-9-2 and 50% to the county auditor for deposit in the County Drug Free Community Fund established under IC 5-2-11.³⁸

Child Abuse Prevention Fee: This \$50 fee is assessed against a defendant who is found guilty of certain criminal offenses against the person or offenses involving child molestation and neglect when the victim is less than 18 years of age.³⁹ This fee is distributed to the state auditor for deposit in the Family Violence Victim Assistance Fund established under IC 4-23-18-2.⁴⁰

Domestic Violence Prevention and Treatment

Fee: This \$50 fee is charged in each criminal action in which the defendant is found guilty of murder, causing suicide, voluntary manslaughter, reckless homicide, battery and rape against his or her spouse.⁴¹ This fee is also forwarded to the state auditor who deposits it into the Family Violence Victim Assistance Fund established under IC 4-23-18-2.⁴²

f. **Distribution of State User Fee Fund**

The **State User Fee Fund** is distributed by the treasurer of the state as follows:

\$175,000 to the Alcohol and Drug Countermeasures Fund established under IC 9-27-2-11 and administered by the Office of Traffic Safety within the Indiana Department of Transportation; at least 60% of this fund must be used to supplement law enforcement agencies in their efforts to apprehend intoxicated drivers.

\$100,000 to the Drug Interdiction Fund established under IC 10-1-8 and administered and used by the State Police.

\$50,000 to the Drug Prosecution Fund established under IC 33-14-8-5. The fund is administered by the Prosecuting Attorneys Council which may use the money to assist prosecuting attorneys obtain training, equipment, technical assistance to investigate and prosecute.

\$62,500 into the Corrections Drug Abuse Fund established under IC 11-8-2-11 administered by the Indiana Department of Corrections to provide drug abuse therapy.

Any remaining amounts are deposited in the State Free Communities Fund established by IC 5-2-10 and administered by the Treasurer of the state.⁴³ Application for grants from this fund may be made to the Indiana Criminal Justice Institute for approval by a commission designated by the Governor.

17. Guardian Ad Litem or Special Advocate

Fees: The trial court may order the parent or estate of a child for whom a guardian ad litem or a special advocate is appointed to pay up to \$100 for the service. The money is to be deposited in a designated fund and used for providing these services.⁴⁴

18. Adult Probation User's Fee: This category reflects user fees charged to adults placed on probation after a conviction of a felony or misdemeanor. In felony cases the fee is mandatory; it ranges between \$25 and \$100 as an initial fee and between \$5 and \$15 as a

monthly user's fee for each month the person remains on probation.⁴⁵ In misdemeanor cases, the probation user's fee is optional with the court. If imposed, the initial fee cannot exceed \$50 and the monthly fee cannot exceed \$10. The fees are deposited in a county adult probation services fund which is used for probation services.

19. Juvenile Probation User's Fee: A court may order a juvenile and/or the parent of a juvenile who is placed on supervision to pay an initial user's fee of \$25 to \$100 and a monthly user's fee of \$5 to \$15. These fees are deposited with a Probation Services Supplemental Juvenile Fund and are used for the specifically designated purpose.⁴⁶

20. Document Fee: This category reflects fees collected by the clerk for copying and preparing documents.⁴⁷

21. Highway Work Zone Fee: effective July 1, 1992, a .50 highway work zone fee is to be charged in each traffic offense as defined in IC 9-30-3-5. (This includes traffic infractions, misdemeanors and ordinance violations). If the offense involves exceeding a worksite speed limit as provided in IC 9-21-5-11, the fee is \$25.50. This fee is designated for the Highway Department to pay for the cost of hiring off-duty police as guards at such work zones.⁴⁸

22. Interest on Investment: This category reflects income generated through deposits of various funds.

COURT COSTS AND OTHER FEES IN THE MARION COUNTY SMALL CLAIMS COURTS

The revenues generated by the Marion County Small Claims Courts are also reflected in this report. The Legislature has provided fee structure for these eight courts which differs substantially from the rest of the courts in the state.

The cost of filing a small claim in the small claims docket of the Circuit, Superior or County Court is \$30.00.

⁴⁹ This fee covers service of process by registered mail and all proceedings supplemental. Personal service and service by publication is available if necessary for additional costs.

The filing fee in the Marion Small Claims Court is \$22.50, but there are additional costs for service of process and redocketed cases.⁵⁰ Effective July 1, 1992, the fee will increase by \$5.00, P.L. 133-1992, SEC. 60). An additional fee of \$5.00 is charged for each proceeding supplemental. The filing fee and the proceeding supplemental fee go to and are used by the township.

A separate service of process fee is collected in addition to the filing fee. It is \$6.00 for service of process by registered mail and \$8.00 personal service. The personal service fee for a writ or restitution and writ of replevin is \$12.00. All service of process fees go directly to the constables. They are reflected in this report as funds going "To Others".

1. IC 33-13-12-7.
2. Ind. Rules of Court, T.R. 70(14) and C.R. 13(12); Administrative Rule 5.
3. IC 33-11.6-8-4(d) and 33-11.6-4-15.
4. IC 33-19-5-1(a).
5. IC 33-19-5-2(a).
6. IC 33-19-5-3(a).
7. IC 33-19-5-4(a).
8. IC 33-19-5-5(a).
9. IC 33-19-5-6, as amended by P.L. 154-1990, SEC. 14.
10. IC 33-19-3-5.
11. IC 33-19-7-1.
12. IC 33-19-7-2.
13. IC 33-19-7-7.
14. IC 33-19-7-3(a).
15. IC 33-19-7-3(b).
16. IC 33-19-7-4.
17. IC 33-19-7-5.
18. Const. of Ind., Article 8, SEC. 2.
19. IC 9-8-1-22.
20. IC 33-19-6-5.
21. IC 35-33-8-3.
22. IC 35-33-8-3.1(b).
23. Id.
24. IC 27-10-2-12.
25. IC 33-19-6-6.
26. IC 33-19-6-7.
27. IC 33-19-6-7(c).
28. IC 33-19-5-1(c), as amended by P.L. 30-1991, SEC. 10.
29. IC 33-19-8-7.
30. IC 33-19-8-5(b) and IC 31-6-4-12.
31. IC 33-19-5-2(e); IC 33-19-8-3 and 5; IC 34-4-32-1.
32. IC 9-30-9 et seq., as amended by P.L. 2-1991, SEC. 18.
33. Id.
34. IC 33-19-6-11(b), as amended by P.L. 2-1991, SEC. 94.
35. IC 33-19-6-9.
36. IC 33-19-7-1, as amended by P.L. 30-1991, SEC. 13, and IC 33-19-7-4.
37. IC 33-19-6-10, as amended by P.L. 2-1991, SEC. 93.
38. IC 33-9-7-1, as amended by P.L. 30-1991, SEC. 13.
39. IC 33-19-6-12, as added by P.L. 30-1991, SEC. 11.
40. IC 33-19-7-1, as amended by P.L. 30-1991, SEC. 13.
41. IC 33-19-6-13, as added by P.L. 30-1991, SEC. 12.
42. IC 33-19-7-1, as amended by P.L. 30-1991, SEC. 13.
43. IC 33-19-9-4, as amended by P.L. 2-1991, SEC. 95.
44. IC 31-64-18(h).
45. IC 35-38-2-1(b).
46. IC 31-6-4-18.
47. IC 33-19-6-1, 2 and 3.
48. IC 8-23-2-15 and IC 33-19-6-10, P.L. 64-1992, SEC. 1.
49. IC 33-19-5-5.
50. IC 33-11.6-4-15.

FINANCIAL COMPARISON TABLE

	State Expenditure on Judicial System	County Expenditure on Judicial System	City, Town and Township Expenditures
Fiscal Year 1980 - 1981 Calendar Year 1981	13,965,078*	38,715,918	2,311,938
Fiscal Year 1981 - 1982 Calendar Year 1982	14,473,069	43,051,328	2,633,472
Fiscal Year 1982 - 1983 Calendar Year 1983	15,923,988	44,931,173	2,280,952
Fiscal Year 1983 - 1984 Calendar Year 1984	16,278,081**	46,844,048	2,500,346
Fiscal Year 1984 - 1985 Calendar Year 1985	18,686,108	48,976,842	3,228,559
Fiscal Year 1985 - 1986 Calendar Year 1986	20,555,327	52,303,018	3,022,966
Fiscal Year 1986 - 1987 Calendar Year 1987	21,491,360	55,419,080	3,553,365
Fiscal Year 1987 - 1988 Calendar Year 1988	26,868,211	62,034,184	3,978,598
Fiscal Year 1988 - 1989 Calendar Year 1989	28,143,613	68,638,838	4,270,467
Fiscal Year 1989 - 1990 Calendar Year 1990	30,036,096	82,004,271	4,436,050
Fiscal Year 1990 - 1991 Calendar Year 1991	34,069,522	83,519,653	5,660,327

*This figure reflects a correction made in the Judges Retirement Contribution entry subsequent to the publication of the 1981 Judicial Report.

**This figure reflects a correction made in the Judges Retirement Contribution subsequent to the publication of the 1984 Judicial Report.

FINANCIAL COMPARISON TABLE (Continued)

Revenues Generated by all Courts for all State Funds	Revenues Generated by all Courts for all County Funds	Revenues Generated by all Courts for all Local Funds	TOTAL REVENUES GENERATED BY TRIAL COURTS
21,002,649	10,093,722	2,242,390	33,338,761
22,003,775	11,614,975	2,745,868	36,364,618
23,212,149	14,593,128	3,549,385	41,354,662
24,208,895	18,250,687	3,975,671	46,435,253
27,330,077	18,601,962	3,183,435	49,115,474
30,061,723	19,823,321	4,328,333	54,213,377
28,355,237	21,930,463	4,459,612	54,745,312
31,444,541	30,889,071	4,911,018	67,244,630
38,047,325	36,560,648	6,680,701	81,288,674
38,269,187	35,909,927	7,026,266	81,205,380
38,145,710	37,785,602	6,875,139	82,806,451

EXPENDITURES BY THE STATE OF INDIANA ON THE INDIANA COURTS
FOR THE FISCAL YEAR 1990-1991

(Obtained from the Annual Report of the State Auditor)

	Personal Services	Service Other than Personal	Service by Contract
Supreme Court*	2,219,373	106,473	214,652
Court of Appeals	3,497,350	83,035	344,820
Tax Court	244,760	0	0
Trial Judges Salaries	17,662,324	0	0
Special Judges	481,900	0	0
Judges Pension Fund ¹	0	0	0
Public Defender	2,333,598	156,907	334,675
Judicial Conference and Indiana Judicial Center	445,559	44,719	210,139
Public Defender Commission	15,389	545	9,868
Guardian Ad Litem	66,563	1,987	7,862
TOTALS	26,966,816	401,135	1,165,698

*The budget of the Office of Judicial Administration is included within the Supreme Court budget.

¹ Judges Pension Fund - This amount represents the appropriation by the General Assembly.

EXPENDITURES BY THE STATE OF INDIANA ON THE INDIANA COURTS
FOR THE FISCAL YEAR 1990-1991

(Obtained from the Annual Report of the State Auditor)
(Continued)

Materials, Parts and Supplies	Equipment	Grants Subsidies, Refunds and Awards	In-State Travel	Out of State Travel	TOTAL
31,439	210,799	0	17,599	10,374	2,810,709
54,238	270,047	0	36,099	13,635	4,299,225
5,368	26,428	199	1,000	1,545	330,450
0	0	0	7,333	0	17,669,657
0	0	0	156,693	0	638,594
0	0	4,015,993	0	0	4,015,993
34,897	13,918	0	41,753	15,974	2,931,723
19,559	869	0	43,174	2,569	766,589
668	554	27,277	626	0	54,926
3,125	5,335	463,521	2,769	469	533,656
149,294	527,950	4,506,990	307,046	44,593	34,069,522

1991 EXPENDITURES

COUNTY EXPENDITURES

Expenditures	Circuit, Superior, County, Municipal and Probate Courts
Judge(s) Salary - County Portion	\$ 3,798,015
Judge(s) Salary - Paid by City, Town or Township	
Commissioner(s) or Referee(s)	2,254,879
Reporter(s)	8,832,899
Bailiff(s)	6,136,409
Probation Office	22,333,379
Jury Commission	70,568
Administrator & Staff	1,853,303
Secretary(ies)	3,202,744
Law Clerks & Interns	387,979
Public Defender & Staff	6,483,076
Court Clerks & Other Employees	3,723,344
TOTAL SALARIES PERSONNEL	59,076,595
Per Diem - Judges - Venued Out	34,628
Per Diem - Judges - Venued In	176,931
Per Diem - Court Reporters - Venued Out	6,558
Per Diem - Court Reporters - Venued In	87,431
Per Diem - Bailiffs - Venued Out	5,317
Per Diem - Bailiffs - Venued In	48,938
Per Diem - Grand Jurors	81,937
Per Diem - Petit Jurors	2,490,550
Witness Fees	172,411
Medical & Psychiatric	216,609
Pauper Attorneys - Case by Case	5,448,133
Other Indigent Expenses	1,034,344
Judge(s) Pro Tem	98,542
Other Non-Salary Personnel Services	1,555,989
TOTAL NON-SALARY PERSONNEL SERVICES	11,458,318
TOTAL PERSONNEL SERVICES	70,534,913
TOTAL SUPPLIES	1,614,112

1991 EXPENDITURES

CITY/TOWN EXPENDITURES

TOWNSHIP EXPENDITURES

City and Town Courts	Marion County Small Claims Courts	TOTAL
\$ 823,519	242,597	\$ 3,798,015
137,174	0	1,066,116
65,885	0	2,392,053
510,613	0	8,898,784
711,595	0	6,647,022
250	0	23,044,974
299,870	49,340	70,818
287,208	717,769	2,202,513
6,000	0	4,207,721
66,342	0	393,979
531,938	54,624	6,549,418
		4,309,906
3,440,394	1,064,330	63,581,319
0	0	34,628
0	0	176,931
0	0	6,558
0	0	87,431
0	0	5,317
0	0	48,938
0	0	81,937
1,807	0	2,492,357
0	0	172,411
0	0	216,609
39,051	0	5,487,184
0	0	1,034,344
15,841	4,124	118,507
9,900	116	1,566,005
66,599	4,240	11,529,157
3,506,993	1,068,570	75,110,476
138,164	211,128	1,963,404

1991 EXPENDITURES (Continued)

COUNTY EXPENDITURES

Expenditures	Circuit, Superior, County, Municipal and Probate Courts
Rentals	2,793,008
Lodging & Meals for Jurors	451,194
Other Services & Charges	4,739,789
TOTAL SERVICES	7,983,991
Law Books	1,599,390
Other Capital Outlays	1,787,247
TOTAL CAPITAL OUTLAYS	3,386,637
TOTAL EXPENDITURES	\$83,519,653

1991 EXPENDITURES (Continued)

CITY/TOWN EXPENDITURES

TOWNSHIP EXPENDITURES

City and Town Courts	Marion County Small Claims Courts		TOTAL
47,219	108,871		2,949,098
105	0		451,299
254,159	142,410		5,136,358
301,483	251,281		8,536,755
13,207	2,547		1,615,144
134,951	32,003		1,954,201
148,158	34,550		3,569,345
4,094,798	1,565,529		89,179,980

1991 REVENUES GENERATED THROUGH OPERATION OF INDIANA'S
CIRCUIT, SUPERIOR, PROBATE, COUNTY, MUNICIPAL, CITY AND TOWN,
AND MARION COUNTY SMALL CLAIMS COURTS

	Circuit, Superior, County, Municipal and Probate Courts	City and Town	Marion Co. Small Claims	TOTAL
<u>TO STATE LEVEL FUNDS</u>				
To General Fund:	23,425,403	5,608,372	0	29,033,775
To Court Related				
Services Funds:	0	0	0	0
To Special Funds:	7,075,492	2,036,443	0	9,111,935
TOTAL TO STATE FUNDS	30,500,895	7,644,815	0	38,145,710
<u>TO COUNTY LEVEL FUNDS</u>				
To General Fund:	22,099,700	1,180,411	0	23,280,111
To Court Related				
Services Funds:	4,812,463	53,864	0	4,866,327
To Special Funds:	9,396,519	242,645	0	9,639,164
TOTAL TO COUNTY LEVEL	36,308,682	1,476,920	0	37,785,602
<u>TO LOCAL LEVEL FUNDS (Municipal/Township)</u>				
To General Fund:	1,255,154	2,791,059	1,679,795	5,726,008
To Court Related				
Services Funds:	0	564,831	0	564,831
To Special Funds:	267,544	316,756	0	584,300
TOTAL TO LOCAL LEVEL	1,522,698	3,672,646	1,679,795	6,875,139
<u>TO OTHERS*</u> (Constables)				
			(1,258,279)*	
TOTAL REVENUES GENERATED	68,332,275	12,794,381	1,679,279	82,806,451

* This amount is not included in the final total since these fees go directly to the Marion County Small Claims constables for personal service or for certified mail.

REVENUES GENERATED THROUGH OPERATION OF INDIANA'S
CIRCUIT, SUPERIOR, COUNTY, MUNICIPAL AND PROBATE COURTS

January 1, 1991 to December 31, 1991

	To State General Funds	To County General Funds	To Local General Funds	TOTAL
1. Court Costs	18,028,450	17,243,674	867,898	36,140,022
2. Infraction Judgments	5,274,764	X	X	5,274,764
3. Civil Penalties for Local Ordinance Violations	X	122,494	357,774	480,268
4. Support Fees	X	1,123,233	X	1,123,233
5. Bond Administration Fee	X	569,651	X	569,651
6. Document Fees	X	656,267	X	656,267
7. Interest on Investments	X	1,784,649	X	1,784,649
8. Other	122,189	599,732	29,482	751,403
TOTAL TO GENERAL FUNDS	23,425,403	22,099,700	1,255,154	46,780,257

	To State Court Related Services Fund	To County Court Related Services Fund	To Local Court Related Services Fund	TOTAL
9. Adult Probation Users Fee	X	4,021,324	X	4,021,324
10. Juvenile Probation Users Fee	X	479,605	X	479,605
11. Guardian Ad Litem Fee	X	36,558	X	36,558
12. Supplemental Public Defender Fee	X	274,976	X	274,976
TOTAL TO COURT RELATED SERVICES		4,812,463		4,812,463

	To State Level Special Funds	To County Level Special Funds	To Local Level Special Funds	TOTAL
13. Fines & Forfeitures	3,995,907	X	X	3,995,907
14. Vehicle License Fee	876,743	X	X	876,743
15. Late Surrender Fee	X	217,918	86,575	304,493
16. User Fees	1,642,820	6,497,585	180,969	8,321,374
17. Prosecutorial Pretrial Diversion Fee	X	2,286,295	X	2,286,295
18. Prosecutorial Deferral Program Fee	X	394,721	X	394,721
19. Death Benefit Fee	289,848	X	X	289,848
20. Child Abuse Prevention Fee	7,220	X	X	7,220
21. Domestic Violence Prevention Fee	262,954	X	X	262,954
TOTAL TO SPECIAL FUNDS	7,075,492	9,396,519	267,544	16,739,555
TOTAL GENERATED	30,500,895	36,308,682	1,522,698	68,332,275

1991 REVENUES GENERATED THROUGH OPERATION OF INDIANA'S
CITY AND TOWN COURTS

	To State General Funds	To County General Funds	To Local General Funds	TOTAL
1. Court Costs	4,250,243	1,163,079	2,305,466	7,718,788
2. Infraction Judgments	1,290,036	X	X	1,290,036
3. Civil Penalties for Local Ordinance Violations	X	X	277,928	277,928
4. Support Fees	X	X	X	X
5. Bond Administration Fee	X	300	18,051	18,351
6. Document Fees	X	16,029	X	16,029
7. Interest on Investments	X	X	X	X
8. Other	68,093	1,003	189,614	258,710
TOTAL TO GENERAL FUNDS	5,608,372	1,180,411	2,791,059	9,579,842

	To State Court Related Services Fund	To County Court Related Services Fund	To Local Court Related Services Fund	TOTAL
9. Adult Probation Users Fee	X	53,864	564,831	618,695
10. Juvenile Probation Users Fee	X	X	X	X
11. Guardian Ad Litem Fee	X	X	X	X
12. Supplemental Public Defender Fee	X	X	X	X
TOTAL TO COURT RELATED SERVICES		53,864	564,831	618,695

	To State Level Special Funds	To County Level Special Funds	To Local Level Special Funds	TOTAL
13. Fines & Forfeitures	1,402,524	X	X	1,402,524
14. Vehicle License Fee	386,702	X	X	386,702
15. Late Surrender Fee	X	X	5,647	5,647
16. User Fees	235,472	210,458	311,109	757,039
17. Prosecutorial Pretrial Diversion Fee	X	30,197	X	30,197
18. Prosecutorial Deferral Program Fee	X	1,990	X	1,990
19. Death Benefit Fee	11,745	X	X	11,745
20. Child Abuse Prevention Fee	X	X	X	X
21. Domestic Violence Prevention Fee	X	X	X	X
TOTAL TO SPECIAL FUNDS	2,036,443	242,645	316,756	2,595,844
TOTAL GENERATED	7,644,815	1,476,920	3,672,646	12,794,381

1991 REVENUES GENERATED THROUGH OPERATION
OF MARION COUNTY SMALL CLAIMS COURTS

Type of Revenue	To State Funds	To County Funds	To Local Funds	To Other	TOTAL
Township Docket Fee	0	0	1,679,795	0	1,679,795
Service of Process Fee for Certified Mail	0	0	0	(96,692)*	(96,692)*
Service of Process Fee for Personal Service (To Constables)	0	0	0	(1,161,587)*(1,161,587)*	
Other Fees	0	0	0	0	0
TOTAL	0	0	1,679,795	(1,258,279)	1,679,795

*These fees are not included in the final total since they go directly to the constables for personal service or for certified mail.

TRIAL JUDGES AS OF DECEMBER 31, 1991

COUNTY	Cir	Sup	Co.	Other	TOTAL	County Population	Ratio of Judges
ADAMS	1	1	0	0	2	31,095	1:15,548
ALLEN	1	9	0	0	10	300,836	1:30,084
BARTHOLOMEW	1	2	0	0	3	63,657	1:21,219
BENTON	1	0	0	0	1	9,441	1: 9,441
BLACKFORD	1	0	1	0	2	14,067	1: 7,034
BOONE	1	2	0	0	3	38,147	1:12,716
BROWN	1	0	0	0	1	14,080	1:14,080
CARROLL	1	1	0	0	2	18,809	1: 9,405
CASS	1	1	0	0	2	38,413	1:19,207
CLARK	1	2	1	0	4	87,777	1:21,944
CLAY	1	1	0	0	2	24,705	1:12,353
CLINTON	1	1	0	0	2	30,974	1:15,487
CRAWFORD	1	0	0	0	1	9,914	1: 9,914
DAVISS	1	1	0	0	2	27,533	1:13,767
DEARBORN	1/2	0	1	0	1 1/2	38,835	1:25,890
DECATUR ¹	1	0	1	0	2	23,645	1:11,823
DEKALB	1	1	0	0	2	35,324	1:17,662
DELAWARE	1	4	0	0	5	119,659	1:23,932
DUBOIS	1	1	0	0	2	36,616	1:18,308
ELKHART	1	3	2	0	6	156,198	1:26,033
FAYETTE	1	1	0	0	2	26,015	1:13,008
FLOYD	1	1	1	0	3	64,404	1:21,468
FOUNTAIN	1	0	0	0	1	17,808	1:17,808
FRANKLIN	1	0	0	0	1	19,580	1:19,580
FULTON ²	1	0	1/2	0	1 1/2	18,840	1:12,560
GIBSON	1	1	0	0	2	31,913	1:15,957
GRANT ³	1	2	1	0	4	74,169	1:18,542
GREENE	1	1	0	0	2	30,410	1:15,205

1 Effective 7/1/92, the Decatur County Court will become a Superior Court. P.L. 133-1992.

2 Effective 7/1/93, the Fulton County Court will become a superior court. Supra.
(The Fulton-Pulaski County Court will be abolished.)

3 Effective 7-1-92, the Grant County Court will become Grant Superior 3. Supra.

TRIAL JUDGES AS OF DECEMBER 31, 1991

COUNTY	Cir	Sup	Co.	Other	TOTAL	County Population	Ratio of Judges
HAMILTON ⁴	1	3	1	0	5	108,936	1:21,787
HANCOCK ⁵	1	1	1	0	3	45,527	1:15,176
HARRISON ⁶	1	0	1	0	2	29,890	1:14,945
HENDRICKS ⁷	1	2	0	0	3	75,717	1:25,239
HENRY	1	2	0	0	3	48,139	1:16,046
HOWARD ⁸	1	2	1	0	4	80,827	1:20,207
HUNTINGTON	1	1	0	0	2	35,427	1:17,714
JACKSON	1	1	0	0	2	37,730	1:18,865
JASPER	1	2	0	0	3	24,960	1: 8,320
JAY	1	1	0	0	2	21,512	1:10,756
JEFFERSON ⁹	1/2	0	1	0	1 1/2	29,797	1:19,865
JENNINGS	1	0	0	0	1	23,661	1:23,661
JOHNSON	1	2	0	0	3	88,109	1:29,370
KNOX	1	2	0	0	3	39,884	1:13,295
KOSCIUSKO	1	1	1	0	3	65,294	1:21,765
LAGRANGE	1	1	0	0	2	29,477	1:14,739
LAKE	1	13	0	0	14	475,594	1:33,791
LAPORTE	1	4	0	0	5	107,066	1:21,413
LAWRENCE	1	1	1	0	3	42,836	1:14,279
MADISON	1	3	2	0	6	130,669	1:21,778
MARION	1	15	0	16	32	797,159	1:24,911
MARSHALL	1	2	0	0	3	42,182	1:14,061
MARTIN	1	0	0	0	1	10,369	1:10,369
MIAMI	1	1	0	0	2	36,897	1:18,449
MONROE	6	0	0	0	6	108,978	1:18,163
MONTGOMERY	1	1	1	0	3	34,436	1:11,479

4 Effective 7/1/92, the Hamilton County Court will become Hamilton Superior 4. Supra.

5 Effective 7/1/92, the Hancock County Court will become Hancock Superior 2. Supra.

6 Effective 7/1/92, the Harrison County Court will become Harrison Superior. Supra.

7 Effective 7/1/94, there will be a Hendricks Superior 3. Supra.

8 Effective 7/1/92, the Howard County Court will become Howard Superior 3. Supra.

9 Effective 7/1/92, the Jefferson County Court will become Jefferson Superior. Supra.

TRIAL JUDGES AS OF DECEMBER 31, 1991

COUNTY	Cir	Sup	Co.	Other	TOTAL	County Population	Ratio of Judges
MORGAN ¹⁰	1	1	1	0	3	55,920	1:18,640
NEWTON	1	1	0	0	2	13,551	1: 6,776
NOBLE	1	1	1	0	3	37,877	1:12,626
OHIO	1/2	1/2	0	0	1	5,315	1: 5,315
ORANGE	1	0	1	0	2	18,409	1: 9,205
OWEN	1	0	0	0	1	17,281	1:17,281
PARKE	1	0	0	0	1	15,410	1:15,410
PERRY	1	0	0	0	1	19,107	1:19,107
PIKE	1	0	0	0	1	12,509	1:12,509
PORTER ¹¹	1	4	0	0	5	128,932	1:25,786
POSEY	1	0	1	0	2	25,968	1:12,984
PULASKI ¹²	1	0	1/2	0	1 1/2	12,643	1: 8,429
PUTNAM	1	0	1	0	2	30,315	1:15,158
RANDOLPH	1	1	0	0	2	27,418	1:13,709
RIPLEY	1	0	0	0	1	24,616	1:24,616
RUSH	1	0	1	0	2	18,129	1: 9,065
ST. JOSEPH	1	8	0	1	10	247,052	1:24,705
SCOTT ¹³	1	0	1	0	2	20,991	1:10,496
SHELBY	1	2	0	0	3	40,307	1:13,436
SPENCER	1	0	0	0	1	19,490	1:19,490
STARKE	1	0	0	0	1	22,747	1:22,747
STEBEN	1	1	0	0	2	27,446	1:13,723
SULLIVAN	1	1	0	0	2	18,993	1: 9,497
SWITZERLAND	1/2	1/2	0	0	1	7,738	1: 7,738
TIPPECANOE	1	3	2	0	6	130,598	1:21,766
TIPTON	1	0	0	0	1	16,119	1:16,119

10 Morgan Superior Court 2 is created effective July 1, 1992. Supra.

11 Effective 7/1/93, a Porter Superior Court, County Division will be established. Supra.

12 Effective 7/1/93, a Pulaski Superior Court will be established. (The Fulton-Pulaski County Court will be abolished.) Supra.

13 Effective 7/1/92, the Scott County Court will become a superior court. Supra.

TRIAL JUDGES AS OF DECEMBER 31, 1991

COUNTY	Cir	Sup	Co.	Other	TOTAL	County Population	Ratio of Judges
UNION	1	0	0	0	1	6,976	1: 6,976
VANDEBURGH	1	7	0	0	8	165,058	1:20,632
VERMILLION	1	0	0	0	1	16,773	1:16,773
VIGO	1	2	2	0	5	106,107	1:21,221
WABASH	1	0	1	0	2	35,069	1:17,535
WARREN	1	0	0	0	1	8,176	1: 8,176
WARRICK ¹⁴	1	1	0	0	2	44,920	1:22,460
WASHINGTON	1	1	0	0	2	23,717	1:11,859
WAYNE	1	3	0	0	4	71,951	1:17,988
WELLS	1	1	0	0	2	25,948	1:12,974
WHITE	1	1	0	0	2	23,265	1:11,633
WHITLEY	1	1	0	0	2	27,651	1:13,826
TOTAL	95	138	31	17	281	5,544,195	1:19,730

14 Effective 7/1/93, Warrick Superior Court 2 will be established. Supra.

15 Joint Circuit Courts are:

Dearborn - Ohio - 7th Judicial Circuit
Jefferson - Switzerland - 5th Judicial Circuit

16 Joint Superior Court -- Ohio - Switzerland

17 Joint County Courts -- One of the county courts is joint serving two counties with one judge:

Fulton - Pulaski (see footnote 2 and 12)

NOTE: A) Population figures are based on 1990 census.

B) 1/2 indicates one judge serves two counties.

1991 MINOR COURTS

COUNTY	Small Claims	City Courts	Town Courts
ADAMS	0		
ALLEN	0		
BARTHOLOMEW	0		
BENTON	0		
BLACKFORD	0	Montpelier	
BOONE	0	Lebanon	Jamestown Thorntown Zionsville Whitestown
BROWN	0		
CARROLL	0	Delphi	Burlington
CASS	0		
CLARK	0	Charlestown Jeffersonville	Clarksville
CLAY	0		
CLINTON	0	Frankfort	
CRAWFORD	0		
DAVISS	0		
DEARBORN	0	Aurora Lawrenceburg	
DECATUR	0		
DEKALB	0	Butler	
DELAWARE	0	Muncie	Yorktown
DUBOIS	0		
ELKHART	0	Elkhart Goshen Nappanee	
FAYETTE	0		
FLOYD	0		
FOUNTAIN	0	Attica	
FRANKLIN	0		
FULTON	0		
GIBSON	0		

1991 MINOR COURTS

COUNTY	Small Claims	City Courts	Town Courts
GRANT	0	Gas City Marion	
GREENE	0		
HAMILTON	0	Carmel Noblesville	
HANCOCK	0		
HARRISON	0		
HENDRICKS ¹	0		Plainfield
HENRY	0		Knightstown
HOWARD	0		
HUNTINGTON	0		Roanoke
JACKSON	0		
JASPER	0		DeMotte Wheatfield
JAY	0	Dunkirk Portland	
JEFFERSON	0		
JENNINGS	0	North Vernon	
JOHNSON	0	Franklin Greenwood	New Whiteland
KNOX	0	Bicknell	
KOSCIUSKO	0		
LAGRANGE	0		
LAKE	0	Crown Point East Chicago Gary Hammond Hobart Lake Station Whiting	
LAPORTE	0		
LAWRENCE	0		
MADISON	0	Alexandria Anderson Elwood	Edgewood

¹ Effective 1/1/92, there will be a Brownsburg Town Court.

1991 MINOR COURTS

COUNTY	Small Claims	City Courts	Town Courts
MARION	8		
MARSHALL	0		
MARTIN	0		
MIAMI	0	Peru	Bunker Hill
MONROE	0		
MONTGOMERY	0		
MORGAN	0	Martinsville	Mooreville
NEWTON	0		
NOBLE	0		Cromwell
OHIO	0		
ORANGE	0		
OWEN	0		
PARKE	0		
PERRY	0	Tell City	
PIKE	0		
PORTER	0		Chesterton ²
POSEY	0		
PULASKI	0		
PUTNAM			
RANDOLPH	0	Union	
		Winchester	
RIPLEY	0	Batesville	Versailles
RUSH	0		
ST. JOSEPH	0		Walkerton
SCOTT	0		
SHELBY	0		
SPENCER	0	Rockport	
STARKE	0	Knox	
STEUBEN	0		Fremont
SULLIVAN	0		
SWITZERLAND	0		
TIPPECANOE	0	West Lafayette	
TIPTON	0	Tipton	Sharpville
UNION	0		

² The Chesterton Town Court will be abolished effective 12/31/91.

1991 MINOR COURTS

COUNTY	Small Claims	City Courts	Town Courts
VANDEBURGH	0		
VERMILLION	0	Clinton	
VIGO	0	Terre Haute	
WABASH	0	Wabash	North Manchester
WARREN	0		
WARRICK	0		
WASHINGTON	0		
WAYNE	0		Hagerstown
WELLS	0	Bluffton	
WHITE	0		Monon
WHITLEY	0		
TOTAL	8	48	25

199
INDIANA JUDICIAL REPORT

VOLUME II

138853

U.S. Department of Justice
National Institute of Justice

Vol. II

This document has been reproduced exactly as received from the person or organization originating it. Points of view or opinions stated in this document are those of the authors and do not necessarily represent the official position or policies of the National Institute of Justice.

Permission to reproduce this copyrighted material has been granted by

Indiana Division of State Court
Administrator

to the National Criminal Justice Reference Service (NCJRS).

Further reproduction outside of the NCJRS system requires permission of the copyright owner.



SUPREME COURT OF INDIANA
DIVISION OF STATE COURT ADMINISTRATION

138853
V2

1991
INDIANA JUDICIAL REPORT

VOLUME II

SUPREME COURT OF INDIANA
DIVISION OF STATE COURT ADMINISTRATION

1991 INDIANA JUDICIAL REPORT

TABLE OF CONTENTS

VOLUME II

	PAGE
Introduction.....	ii
Case Type Categories Key.....	1
CASELOAD TABLE	
All Courts	
Cases Pending 1/1/1991.....	2
New Filings.....	34
Cases Disposed.....	66
Cases Pending 12/31/91.....	98
FISCAL TABLES	
Expenditures--All Courts	
Salaried Personnel.....	130
Non-Salaried Personnel.....	166
Summation of Expenses.....	202
Revenues	
Trial Courts, City and Town Court Revenues for State and Local Funds.....	238
Trial Courts, City and Town Court Revenues for County Funds and Totals.....	262
Marion County Small Claims Court Revenues--1991.....	286
ROSTER	
Trial Court Personnel.....	287

VOLUME II

This volume of the Indiana Judicial Report reflects caseload and fiscal information for every court in Indiana with sub-totals for each county. This includes data on the number and type of cases filed, disposed and pending in each court. It also reflects the amount of funds expended for the operation of each court and the amounts generated by virtue of the operation of the court. A roster of the number and type of court employees in every court is also reported here.

For state-wide totals, a discussion of the reported item and a description of the judicial system, the reader should refer to Volume I. Volume III contains data which further defines the way cases are disposed.

CASE TYPE CATEGORIES

CF: Criminal Felony
CM: Criminal Misdemeanor
PC: Post Conviction Petitions
MC: Miscellaneous Criminal
IF: Infractions
OV: All Ordinance Violations
JC: Juvenile CHINS
JD: Juvenile Delinquency
JS: Juvenile Status
JP: Juvenile Paternity
JM: Juvenile Miscellaneous
CP: Civil Plenary
CT: Civil Tort
SC: Small Claims
DR: Domestic Relations
RS: Reciprocal Support
MH: Mental Health
AD: Adoptions
ES: Estates
GU: Guardianships
TR: Trusts
MI: Miscellaneous

--- CRIMINAL ---

	CF	CH	PC1	MC	IF	OV	JC	JD	JS	JP	JM
ADAMS											
CIRCUIT	35	2	0	0	0	0	18	16	5	78	1
SUPERIOR	109	265	0	0	436	42	0	0	0	0	0
TOTAL-COURTS OF RECORD:	144	267	0	0	436	42	18	16	5	78	1
GRAND TOTAL:	144	267	0	0	436	42	18	16	5	78	1
ALLEN											
CIRCUIT	722	0	0	51	0	0	0	0	0	0	0
SUPERIOR	735	8,047	150	1	21,092	9,666	501	93	4	1,932	174
TOTAL-COURTS OF RECORD:	1,457	8,047	150	52	21,092	9,666	501	93	4	1,932	174
GRAND TOTAL:	1,457	8,047	150	52	21,092	9,666	501	93	4	1,932	174
BARTHOLOMEW											
CIRCUIT	77	0	6	7	0	0	32	24	0	83	13
SUPERIOR 1	172	4	6	6	0	0	0	0	0	0	0
SUPERIOR 2	395	4,266	0	0	1,904	138	0	0	0	0	0
TOTAL-COURTS OF RECORD:	644	4,270	12	13	1,904	138	32	24	0	83	13
GRAND TOTAL:	644	4,270	12	13	1,904	138	32	24	0	83	13
BENTON											
CIRCUIT	91	823	0	12	190	0	19	39	0	20	1
TOTAL-COURTS OF RECORD:	91	823	0	12	190	0	19	39	0	20	1
GRAND TOTAL:	91	823	0	12	190	0	19	39	0	20	1
BLACKFORD											
CIRCUIT	492	63	11	0	0	0	205	210	0	223	1
COUNTY	37	194	0	0	24	12	0	0	0	0	0
TOTAL-COURTS OF RECORD:	529	257	11	0	24	12	205	210	0	223	1
MONTPELIER CITY	0	0	0	0	502	0	0	0	0	0	0
TOTAL-CITY AND TOWN:	0	0	0	0	502	0	0	0	0	0	0
GRAND TOTAL:	529	257	11	0	526	12	205	210	0	223	1
BOONE											
CIRCUIT	0	0	1	1	0	0	8	17	0	13	0
SUPERIOR 1	83	2	2	0	0	0	0	0	0	0	0
SUPERIOR 2	160	353	0	0	24	0	0	0	0	0	0
TOTAL-COURTS OF RECORD:	243	355	3	1	24	0	8	17	0	13	0
LEBANON CITY	0	12	0	0	9	1	0	0	0	0	0
THORNTOWN TOWN	0	37	0	0	295	2	0	0	0	0	0
ZIONSVILLE TOWN	0	5	0	0	88	6	0	0	0	0	0
JAMESTOWN TOWN	0	2	0	0	1	0	0	0	0	0	0
WHITESTOWN TOWN	0	0	0	0	4	66	0	0	0	0	0
TOTAL-CITY AND TOWN:	0	56	0	0	397	75	0	0	0	0	0
GRAND TOTAL:	243	411	3	1	421	75	8	17	0	13	0
BROWN											
CIRCUIT	200	1,164	0	10	520	0	12	112	7	38	37
TOTAL-COURTS OF RECORD:	200	1,164	0	10	520	0	12	112	7	38	37
GRAND TOTAL:	200	1,164	0	10	520	0	12	112	7	38	37
CARROLL											
CIRCUIT	14	42	0	9	39	0	0	0	0	3	1
SUPERIOR	36	156	0	2	197	0	0	8	1	21	0

CASES PENDING ON JANUARY 1, 1991

3

--- CIVIL ---

CP	CT	SC	DR	RS	MH	AD	ES	GU	TR	MI	TOTAL
59	3	0	32	0	22	9	122	112	2	23	539
65	8	211	87	3	1	0	0	1	0	8	1,236
124	11	211	119	3	23	9	122	113	2	31	1,775
124	11	211	119	3	23	9	122	113	2	31	1,775
615	112	0	1,157	0	0	0	0	0	0	20	2,677
4,005	245	9,689	2,831	332	45	99	451	1,755	94	79	62,020
4,620	357	9,689	3,988	332	45	99	451	1,755	94	99	64,697
4,620	357	9,689	3,988	332	45	99	451	1,755	94	99	64,697
94	18	0	340	0	0	19	135	179	17	5	1,049
268	11	0	191	0	2	5	210	117	0	1	993
418	6	1,582	87	0	0	0	41	14	0	0	8,851
780	35	1,582	618	0	2	24	386	310	17	6	10,893
780	35	1,582	618	0	2	24	386	310	17	6	10,893
454	17	416	257	0	10	26	276	204	11	29	2,895
454	17	416	257	0	10	26	276	204	11	29	2,895
454	17	416	257	0	10	26	276	204	11	29	2,895
1,005	5	0	796	0	121	98	736	257	0	4	4,227
18	0	493	0	0	0	0	0	0	0	14	792
1,023	5	493	796	0	121	98	736	257	0	18	5,019
0	0	0	0	0	0	0	0	0	0	0	502
0	0	0	0	0	0	0	0	0	0	0	502
1,023	5	493	796	0	121	98	736	257	0	18	5,521
203	50	0	48	13	0	0	0	0	0	13	367
365	58	0	156	0	20	4	242	261	0	0	1,193
59	14	394	13	0	0	0	0	0	0	0	1,017
627	122	394	217	13	20	4	242	261	0	13	2,577
0	0	0	0	0	0	0	0	0	0	0	22
0	0	0	0	0	0	0	0	0	0	0	334
0	0	0	0	0	0	0	0	0	0	0	99
2	0	0	0	0	0	0	0	0	0	0	5
0	0	0	0	0	0	0	0	0	0	0	70
2	0	0	0	0	0	0	0	0	0	0	530
629	122	394	217	13	20	4	242	261	0	13	3,107
376	15	402	271	0	14	12	137	119	1	20	3,467
376	15	402	271	0	14	12	137	119	1	20	3,467
376	15	402	271	0	14	12	137	119	1	20	3,467
54	3	0	44	0	0	3	152	156	27	14	561
12	1	74	0	0	1	0	0	0	0	0	509

CASES PENDING ON JANUARY 1, 1991

4

--- CRIMINAL ---

	CF	CM	PC1	MC	IF	OV	JC	JD	JS	JP	JM
CARROLL											
TOTAL-COURTS OF RECORD:	50	198	0	11	236	0	0	8	1	24	1
DELPHI CITY	0	0	0	0	71	0	0	0	0	0	0
BURLINGTON TOWN	0	0	0	0	0	0	0	0	0	0	0
TOTAL-CITY AND TOWN:	0	0	0	0	71	0	0	0	0	0	0
GRAND TOTAL:	50	198	0	11	307	0	0	8	1	24	1
CASS											
CIRCUIT	80	2	3	0	0	0	4	28	0	28	12
SUPERIOR	81	157	0	0	789	0	0	0	0	0	0
TOTAL-COURTS OF RECORD:	161	159	3	0	789	0	4	28	0	28	12
GRAND TOTAL:	161	159	3	0	789	0	4	28	0	28	12
CLARK											
CIRCUIT	121	0	0	12	0	0	0	0	0	11	0
SUPERIOR 1	117	0	0	4	0	0	26	64	70	92	0
SUPERIOR 2	0	0	0	0	0	0	102	0	0	82	25
COUNTY	1,075	1,010	136	123	6,030	0	0	0	0	0	0
TOTAL-COURTS OF RECORD:	1,313	1,010	136	139	6,030	0	128	64	70	185	25
CHARLESTOWN CITY	0	4	0	3	0	4	0	0	0	0	0
JEFFERSONVILLE CITY	0	939	0	0	427	224	0	0	0	0	0
CLARKSVILLE TOWN	0	1,555	0	0	540	1,283	0	0	0	0	0
TOTAL-CITY AND TOWN:	0	2,498	0	3	967	1,511	0	0	0	0	0
GRAND TOTAL:	1,313	3,508	136	142	6,997	1,511	128	64	70	185	25
CLAY											
CIRCUIT	13	0	11	0	0	0	12	62	38	26	0
SUPERIOR	163	61	0	0	302	0	0	0	0	0	0
TOTAL-COURTS OF RECORD:	176	61	11	0	302	0	12	62	38	26	0
GRAND TOTAL:	176	61	11	0	302	0	12	62	38	26	0
CLINTON											
CIRCUIT	32	0	0	0	0	0	46	2	1	19	6
SUPERIOR	120	349	0	0	209	0	0	0	0	0	0
TOTAL-COURTS OF RECORD:	152	349	0	0	209	0	46	2	1	19	6
FRANKFORT CITY	0	8	0	0	0	5	0	0	0	0	0
TOTAL-CITY AND TOWN:	0	8	0	0	0	5	0	0	0	0	0
GRAND TOTAL:	152	357	0	0	209	5	46	2	1	19	6
CRAWFORD											
CIRCUIT	138	299	22	4	7	0	106	30	0	25	9
TOTAL-COURTS OF RECORD:	138	299	22	4	7	0	106	30	0	25	9
GRAND TOTAL:	138	299	22	4	7	0	106	30	0	25	9
DAVIESS											
CIRCUIT	211	1	0	28	0	0	115	111	0	39	0
SUPERIOR	290	237	0	0	231	4	0	0	0	0	0
TOTAL-COURTS OF RECORD:	501	238	0	28	231	4	115	111	0	39	0
GRAND TOTAL:	501	238	0	28	231	4	115	111	0	39	0
DEARBORN											
CIRCUIT	40	0	0	6	0	0	87	2	0	66	0
COUNTY	126	511	0	6	404	0	0	0	0	0	0

5

CP	CT	SC	DR	RS	MH	AD	ES	GU	TR	MI	TOTAL
66	4	74	44	0	1	3	152	156	27	14	1,070
0	0	0	0	0	0	0	0	0	0	0	71
0	0	0	0	0	0	0	0	0	0	0	0
0	0	0	0	0	0	0	0	0	0	0	71
66	4	74	44	0	1	3	152	156	27	14	1,141
116	1	0	70	0	0	9	140	186	2	4	685
61	1	303	158	1	55	3	30	31	0	1	1,671
177	2	303	228	1	55	12	170	217	2	5	2,356
177	2	303	228	1	55	12	170	217	2	5	2,356
135	95	0	198	0	125	57	778	713	1	6	2,252
152	18	0	481	0	70	6	50	109	3	4	1,266
241	34	0	151	19	0	6	73	156	0	0	889
492	24	1,309	0	0	0	0	0	0	0	0	11,199
020	171	1,309	830	19	195	69	901	978	4	10	15,606
0	0	0	0	0	0	0	0	0	0	0	11
0	0	0	0	0	0	0	0	0	0	0	1,590
0	0	0	0	0	0	0	0	0	0	0	3,378
0	0	0	0	0	0	0	0	0	0	0	4,979
020	171	1,309	830	19	195	69	901	978	4	10	20,585
155	6	0	80	0	0	7	95	232	14	7	758
136	0	12	116	0	0	0	0	0	0	0	790
291	6	12	196	0	0	7	95	232	14	7	1,548
291	6	12	196	0	0	7	95	232	14	7	1,548
5	30	0	122	0	8	0	303	484	12	10	1,080
90	2	238	34	0	0	0	25	7	0	2	1,076
95	32	238	156	0	8	0	328	491	12	12	2,156
0	0	0	0	0	0	0	0	0	0	0	13
0	0	0	0	0	0	0	0	0	0	0	13
95	32	238	156	0	8	0	328	491	12	12	2,169
405	17	5	251	0	22	7	172	11	0	5	1,535
405	17	5	251	0	22	7	172	11	0	5	1,535
405	17	5	251	0	22	7	172	11	0	5	1,535
334	31	0	98	0	173	9	184	207	2	122	1,665
103	3	590	44	0	0	0	0	0	0	0	1,502
437	34	590	142	0	173	9	184	207	2	122	3,167
437	34	590	142	0	173	9	184	207	2	122	3,167
194	41	0	197	0	121	24	298	332	21	7	1,436
216	2	630	0	0	0	0</					

--- CRIMINAL ---

	CF	CM	PC1	MC	IF	OV	JC	JD	JS	JP	JM
DEARBORN											
TOTAL-COURTS OF RECORD:	166	511	0	12	404	0	87	2	0	66	0
AURORA CITY	0	346	0	0	2,343	0	0	0	0	0	0
LAWRENCEBURG CITY	0	9	0	16	87	0	0	0	0	0	0
TOTAL-CITY AND TOWN:	0	355	0	16	2,430	0	0	0	0	0	0
GRAND TOTAL:	166	866	0	28	2,834	0	87	2	0	66	0
DECATUR											
CIRCUIT	118	31	0	2	0	0	38	61	0	47	9
COUNTY	78	735	6	0	1,400	0	0	0	0	0	0
TOTAL-COURTS OF RECORD:	196	766	6	2	1,400	0	38	61	0	47	9
GRAND TOTAL:	196	766	6	2	1,400	0	38	61	0	47	9
DEKALB											
CIRCUIT	152	23	0	23	0	0	149	40	12	33	2
SUPERIOR	93	973	0	6	1,231	0	0	0	56	3	0
TOTAL-COURTS OF RECORD:	245	996	0	29	1,231	0	149	40	68	36	2
BUTLER CITY	0	0	0	0	9	0	0	0	0	0	0
TOTAL-CITY AND TOWN:	0	0	0	0	9	0	0	0	0	0	0
GRAND TOTAL:	245	996	0	29	1,240	0	149	40	68	36	2
DELAWARE											
CIRCUIT	108	3	20	9	0	0	3	205	247	748	200
SUPERIOR 1	169	0	11	0	0	0	203	0	0	24	0
SUPERIOR 2	209	0	7	0	0	0	192	0	0	296	0
SUPERIOR 3	189	863	34	0	770	0	0	0	0	0	0
SUPERIOR 4	320	1,690	79	1	710	0	0	0	0	0	0
TOTAL-COURTS OF RECORD:	995	2,556	151	10	1,480	0	398	205	247	1,068	200
MUNCIE CITY	0	1,289	0	0	48	236	0	0	0	0	0
YORKTOWN TOWN	0	0	0	0	710	0	0	0	0	0	0
TOTAL-CITY AND TOWN:	0	1,289	0	0	758	236	0	0	0	0	0
GRAND TOTAL:	995	3,845	151	10	2,238	236	398	205	247	1,068	200
DUBOIS											
CIRCUIT	147	100	0	0	4	0	94	210	56	122	1
SUPERIOR	29	391	0	17	374	0	0	0	0	0	0
TOTAL-COURTS OF RECORD:	176	491	0	17	378	0	94	210	56	122	1
GRAND TOTAL:	176	491	0	17	378	0	94	210	56	122	1
ELKHART											
CIRCUIT	126	2	0	0	0	0	2	10	0	133	0
SUPERIOR 1	92	0	0	0	0	0	0	0	0	0	0
SUPERIOR 2	95	1	0	0	0	0	2	0	0	160	0
SUPERIOR 3	146	1	0	0	0	0	0	0	0	5	0
COUNTY - ELKHART	373	24	2	10	8	0	0	0	0	0	0
COUNTY - GOSHEN	454	372	0	1	595	100	0	0	0	0	0
TOTAL-COURTS OF RECORD:	1,286	400	2	11	603	100	4	10	0	298	0
ELKHART CITY	0	2,997	175	0	2,794	17	0	0	0	0	0
GOSHEN CITY	0	991	11	0	1,207	79	0	0	0	0	0
NAPPANEE CITY	0	13	0	0	24	3	0	0	0	0	0
TOTAL-CITY AND TOWN:	0	4,001	186	0	4,025	99	0	0	0	0	0
GRAND TOTAL:	1,286	4,401	188	11	4,628	199	4	10	0	298	0
FAYETTE											
CIRCUIT	121	8	4	9	0	0	26	76	18	57	3

--- CIVIL ---

CP	CT	SC	DR	RS	MH	AD	ES	GU	TR	MI	TOTAL
410	43	630	197	0	121	24	298	332	21	7	3,331
0	0	0	0	0	0	0	0	0	0	0	2,689
0	0	0	0	0	0	0	0	0	0	0	112
0	0	0	0	0	0	0	0	0	0	0	2,801
410	43	630	197	0	121	24	298	332	21	7	6,132
999	17	0	149	0	10	25	308	271	37	3	2,125
13	1	284	0	0	0	0	0	0	0	0	2,517
1,012	18	284	149	0	10	25	308	271	37	3	4,642
1,012	18	284	149	0	10	25	308	271	37	3	4,642
290	55	0	182	0	17	12	260	401	8	55	1,714
166	17	867	278	0	4	11	117	36	3	6	3,867
456	72	867	460	0	21	23	377	437	11	61	5,581
0	0	0	0	0	0	0	0	0	0	0	9
0	0	0	0	0	0	0	0	0	0	0	9
456	72	867	460	0	21	23	377	437	11	61	5,590
271	13	1	789	0	22	15	527	246	48	26	3,501
327	19	1	390	0	37	5	94	45	4	1	1,330
987	9	1	635	0	41	21	146	110	2	5	2,661
297	5	2,165	716	0	0	0	0	0	0	10	5,049
410	5	2,885	326	0	0	0	0	0	0	0	6,426
2,292	51	5,053	2,856	0	100	41	767	401	54	42	18,967
0	0	0	0	0	0	0	0	0	0	0	1,573
0	0	0	0	0	0	0	0	0	0	0	710
0	0	0	0	0	0	0	0	0	0	0	2,283
2,292	51	5,053	2,856	0	100	41	767	401	54	42	21,250
124	43	0	120	0	37	2	222	172	10	3	1,467
63	9	245	52	0	0	0	0	0	0	0	1,180
187	52	245	172	0	37	2	222	172	10	3	2,647
187	52	245	172	0	37	2	222	172	10	3	2,647
717	78	0	719	0	2	14	471	373	5	23	2,675
2,126	62	0	476	0	0	7	171	360	0	1	3,295
1,262	68	0	813	0	9	82	661	516	1	57	3,727
365	26	0	484	58	110	6	142	50	10	0	1,405
126	0	761	0	0	0	0	0	0	0	0	1,304
57	5	493	0	0	0	0	0	0	0	0	2,077
4,653	241	1,254	2,492	58	121	109	1,445	1,299	16	81	14,483
971	0	0	0	0	0	0	0	0	0	0	6,954
31	0	0	0	0	0	0	0	0	0	0	2,319
0	0	0	0	0	0	0	0	0	0	0	40
1,002	0	0	0	0	0	0	0	0	0	0	9,313
5,655	241	1,254	2,492	58	121	109	1,445	1,299	16	81	23,796
139	27	0	179	0	7	10	198	203	4	7	1,096

- - - CRIMINAL - - -

	CF	CM	PC1	MC	IF	OV	JC	JD	JS	JP	JM
FAYETTE											
SUPERIOR	66	171	0	2	195	0	0	0	0	0	0
TOTAL-COURTS OF RECORD:	187	179	4	11	195	0	26	76	18	57	3
GRAND TOTAL:	187	179	4	11	195	0	26	76	18	57	3
FLOYD											
CIRCUIT	434	0	0	0	0	0	1	11	0	11	1
SUPERIOR	254	0	0	0	0	0	0	0	0	0	0
COUNTY	150	3,682	0	36	1,505	0	0	0	0	0	0
TOTAL-COURTS OF RECORD:	838	3,682	0	36	1,505	0	1	11	0	11	1
GRAND TOTAL:	838	3,682	0	36	1,505	0	1	11	0	11	1
FOUNTAIN											
CIRCUIT	77	148	0	0	23	0	1	2	1	11	0
TOTAL-COURTS OF RECORD:	77	148	0	0	23	0	1	2	1	11	0
ATTICA CITY	0	82	0	0	2,481	0	0	0	0	0	0
TOTAL-CITY AND TOWN:	0	82	0	0	2,481	0	0	0	0	0	0
GRAND TOTAL:	77	230	0	0	2,504	0	1	2	1	11	0
FRANKLIN											
CIRCUIT	153	114	11	0	138	0	12	0	0	21	0
TOTAL-COURTS OF RECORD:	153	114	11	0	138	0	12	0	0	21	0
GRAND TOTAL:	153	114	11	0	138	0	12	0	0	21	0
FULTON											
CIRCUIT	80	4	0	27	0	0	10	18	0	56	13
COUNTY	33	417	0	0	816	0	0	0	0	0	0
TOTAL-COURTS OF RECORD:	113	421	0	27	816	0	10	18	0	56	13
GRAND TOTAL:	113	421	0	27	816	0	10	18	0	56	13
GIBSON											
CIRCUIT	61	1	2	1	0	0	39	23	0	17	1
SUPERIOR	16	191	0	0	909	0	0	0	0	0	0
TOTAL-COURTS OF RECORD:	77	192	2	1	909	0	39	23	0	17	1
GRAND TOTAL:	77	192	2	1	909	0	39	23	0	17	1
GRANT											
CIRCUIT	35	0	18	0	0	0	0	0	0	0	0
SUPERIOR 1	60	8	1	0	0	0	0	0	0	0	0
SUPERIOR 2	56	11	5	2	0	0	110	61	12	162	21
COUNTY	186	372	10	3	40	0	0	0	0	0	0
TOTAL-COURTS OF RECORD:	337	391	34	5	40	0	110	61	12	162	21
GAS CITY	0	245	0	0	262	2	0	0	0	0	0
MARION CITY	0	324	0	0	421	278	0	0	0	0	0
TOTAL-CITY AND TOWN:	0	569	0	0	683	280	0	0	0	0	0
GRAND TOTAL:	337	960	34	5	723	280	110	61	12	162	21
GREENE											
CIRCUIT	30	2	16	0	0	0	59	11	0	44	0
SUPERIOR	105	179	0	13	1,180	0	0	0	0	0	0
TOTAL-COURTS OF RECORD:	135	181	16	13	1,180	0	59	11	0	44	0
GRAND TOTAL:	135	181	16	13	1,180	0	59	11	0	44	0
HAMILTON											
CIRCUIT	53	1	0	31	0	0	47	163	2	114	4

CASES PENDING ON JANUARY 1, 1991

9

--- CIVIL ---

CP	CT	SC	DR	RS	MH	AD	ES	GU	TR	MI	TOTAL
46	0	50	12	1	0	0	0	0	0	4	547
185	27	50	191	1	7	10	198	203	4	11	1,643
185	27	50	191	1	7	10	198	203	4	11	1,643
2,343	0	0	1,278	0	1	20	732	382	6	11	5,231
488	88	0	517	0	18	11	40	80	10	7	1,513
430	0	1,083	0	0	0	0	0	0	0	1	6,887
3,261	88	1,083	1,795	0	19	31	772	462	16	19	13,631
3,261	88	1,083	1,795	0	19	31	772	462	16	19	13,631
113	32	32	42	0	0	5	106	110	25	2	730
113	32	32	42	0	0	5	106	110	25	2	730
0	0	0	0	0	0	0	0	0	0	0	2,563
0	0	0	0	0	0	0	0	0	0	0	2,563
113	32	32	42	0	0	5	106	110	25	2	3,293
501	0	78	42	0	0	3	124	130	25	0	1,352
501	0	78	42	0	0	3	124	130	25	0	1,352
501	0	78	42	0	0	3	124	130	25	0	1,352
274	13	0	48	0	44	6	378	110	1	27	1,109
5	0	24	0	0	0	0	0	0	0	0	1,295
279	13	24	48	0	44	6	378	110	1	27	2,404
279	13	24	48	0	44	6	378	110	1	27	2,404
96	25	0	122	0	5	5	142	105	8	5	658
79	4	91	72	0	0	0	0	0	0	0	1,362
175	29	91	194	0	5	5	142	105	8	5	2,020
175	29	91	194	0	5	5	142	105	8	5	2,020
227	26	0	252	0	28	25	223	285	60	9	1,188
323	5	0	177	0	2	0	14	16	0	7	613
127	16	0	199	0	3	11	44	172	1	4	1,017
35	0	1,064	0	0	1	0	0	0	0	16	1,727
712	47	1,064	628	0	34	36	281	473	61	36	4,545
0	0	0	0	0	0	0	0	0	0	0	509
0	0	0	0	0	0	0	0	0	0	0	1,023
0	0	0	0	0	0	0	0	0	0	0	1,532
712	47	1,064	628	0	34	36	281	473	61	36	6,077
192	2	0	77	0	3	23	264	171	3	2	899
88	14	289	32	0	1	0	0	0	0	22	1,923
280	16	289	109	0	4	23	264	171	3	24	2,822
280	16	289	109	0	4	23	264	171	3	24	2,822
321	133	0	72	0	21	20	137	303	14	56	1,492

- - - CRIMINAL - - -

	CF	CM	PC1	MC	IF	OV	JC	JD	JS	JP	JM
HAMILTON											
SUPERIOR 1	101	13	0	28	0	0	0	0	0	5	1
SUPERIOR 2	46	4	0	20	0	0	0	2	0	10	2
SUPERIOR 3	68	15	0	6	0	0	2	13	4	6	1
COUNTY	289	265	0	1,851	2,341	1,568	0	0	0	0	0
TOTAL-COURTS OF RECORD:	557	298	0	1,936	2,341	1,568	49	178	6	135	8
CARMEL CITY	0	239	1	0	1,404	201	0	0	0	0	0
NOBLESVILLE CITY	0	803	0	0	766	2,607	0	0	0	0	0
TOTAL-CITY AND TOWN:	0	1,042	1	0	2,170	2,808	0	0	0	0	0
GRAND TOTAL:	557	1,340	1	1,936	4,511	4,376	49	178	6	135	8
HANCOCK											
CIRCUIT	40	0	0	0	0	0	5	24	1	91	0
SUPERIOR	8	2	5	0	0	0	0	2	0	6	0
COUNTY	531	1,276	0	4	4,332	0	0	0	0	0	0
TOTAL-COURTS OF RECORD:	579	1,278	5	4	4,332	0	5	29	1	97	0
GRAND TOTAL:	579	1,278	5	4	4,332	0	5	29	1	97	0
HARRISON											
CIRCUIT	152	5	0	4	0	0	13	142	0	86	1
COUNTY	130	770	0	0	909	0	0	0	0	0	0
TOTAL-COURTS OF RECORD:	282	775	0	4	909	0	13	142	0	86	1
GRAND TOTAL:	282	775	0	4	909	0	13	142	0	86	1
HENDRICKS											
CIRCUIT	380	30	0	0	0	0	21	376	0	66	0
SUPERIOR 1	343	0	0	0	0	0	0	0	0	0	0
SUPERIOR 2	305	1,602	18	1	5,773	76	0	0	0	0	0
TOTAL-COURTS OF RECORD:	1,028	1,632	18	1	5,773	76	21	376	0	66	0
PLAINFIELD TOWN	0	74	0	0	1,158	0	0	0	0	0	0
TOTAL-CITY AND TOWN:	0	74	0	0	1,158	0	0	0	0	0	0
GRAND TOTAL:	1,028	1,706	18	1	6,931	76	21	376	0	66	0
HENRY											
CIRCUIT	131	0	0	3	0	0	1	68	0	135	0
SUPERIOR	135	0	0	0	0	0	42	54	0	181	0
COUNTY	295	794	9	4	260	0	0	0	0	0	0
TOTAL-COURTS OF RECORD:	561	794	9	7	260	0	43	122	0	316	0
KNIGHTSTOWN TOWN	0	24	0	0	16	0	0	0	0	0	0
TOTAL-CITY AND TOWN:	0	24	0	0	16	0	0	0	0	0	0
GRAND TOTAL:	561	818	9	7	276	0	43	122	0	316	0
HOWARD											
CIRCUIT	173	6	2	0	0	0	34	48	36	108	8
SUPERIOR 1	44	3	19	0	0	0	0	1	0	3	0
SUPERIOR 2	158	83	18	0	0	0	0	0	0	0	0
COUNTY	379	2,588	14	0	7,548	0	0	0	0	0	0
TOTAL-COURTS OF RECORD:	754	2,680	53	0	7,548	0	34	49	36	111	8
GRAND TOTAL:	754	2,680	53	0	7,548	0	34	49	36	111	8
HUNTINGTON											
CIRCUIT	44	0	0	0	0	0	12	50	0	60	0
SUPERIOR	72	264	0	0	646	8	0	0	0	1	0

11

[illegible]

--- CRIMINAL ---

	CF	CM	PC1	MC	IF	OV	JC	JD	JS	JP	JM
HUNTINGTON											
TOTAL-COURTS OF RECORD:	116	264	0	0	646	8	12	50	0	61	0
ROANOKE TOWN	0	0	0	0	643	0	0	0	0	0	0
TOTAL-CITY AND TOWN:	0	0	0	0	643	0	0	0	0	0	0
GRAND TOTAL:	116	264	0	0	1,289	8	12	50	0	61	0
JACKSON											
CIRCUIT	294	0	1	0	0	0	19	115	3	0	0
SUPERIOR	0	532	0	0	6,160	0	0	0	0	0	0
TOTAL-COURTS OF RECORD:	294	532	1	0	6,160	0	19	115	3	0	0
GRAND TOTAL:	294	532	1	0	6,160	0	19	115	3	0	0
JASPER											
CIRCUIT	39	0	0	7	0	0	25	55	3	55	4
SUPERIOR 1	111	2,929	0	0	55	0	0	0	0	0	0
SUPERIOR 2	82	233	33	13	168	0	0	0	0	1	0
TOTAL-COURTS OF RECORD:	232	3,162	33	20	223	0	25	55	3	56	4
DEMOTTE TOWN	0	8	0	0	106	0	0	0	0	0	0
WHEATFIELD TOWN	0	0	0	0	0	0	0	0	0	0	0
TOTAL-CITY AND TOWN:	0	8	0	0	106	0	0	0	0	0	0
GRAND TOTAL:	232	3,170	33	20	329	0	25	55	3	56	4
JAY											
CIRCUIT	25	9	0	0	0	0	41	45	14	32	0
SUPERIOR	56	202	0	0	21	0	0	0	0	0	0
TOTAL-COURTS OF RECORD:	81	211	0	0	21	0	41	45	14	32	0
DUNKIRK CITY	0	5	0	0	21	0	0	0	0	0	0
PORTLAND CITY	0	14	0	0	46	1	0	0	0	0	0
TOTAL-CITY AND TOWN:	0	19	0	0	67	1	0	0	0	0	0
GRAND TOTAL:	81	230	0	0	88	1	41	45	14	32	0
JEFFERSON											
CIRCUIT	137	1	0	4	0	0	14	23	4	62	0
COUNTY	107	276	0	0	74	3	0	0	0	0	0
TOTAL-COURTS OF RECORD:	244	277	0	4	74	3	14	23	4	62	0
GRAND TOTAL:	244	277	0	4	74	3	14	23	4	62	0
JENNINGS											
CIRCUIT	108	16	0	3	0	0	30	48	0	5	9
TOTAL-COURTS OF RECORD:	108	16	0	3	0	0	30	48	0	5	9
NORTH VERNON CITY	0	0	0	0	0	0	0	0	0	0	0
TOTAL-CITY AND TOWN:	0	0	0	0	0	0	0	0	0	0	0
GRAND TOTAL:	108	16	0	3	0	0	30	48	0	5	9
JOHNSON											
CIRCUIT	124	7	9	7	0	0	122	25	13	277	0
SUPERIOR 1	179	490	0	3	1	0	12	0	0	6	0
SUPERIOR 2	679	2,049	5	13	23	0	4	0	0	16	1
TOTAL-COURTS OF RECORD:	982	2,546	14	23	24	0	138	25	13	299	1
FRANKLIN CITY	0	440	0	0	1,611	0	0	0	0	0	0
GREENWOOD CITY	0	517	0	0	545	0	0	0	0	0	0
NEW WHITELAND TOWN	0	908	0	0	850	112	0	0	0	0	0
TOTAL-CITY AND TOWN:	0	1,865	0	0	3,006	112	0	0	0	0	0

13

- - - C I V I L - - -

[illegible]

CASES PENDING ON JANUARY 1, 1991

14

- - - CRIMINAL - - -

	CF	CM	PC1	MC	IF	OV	JC	JD	JS	JP	JM
JOHNSON											
GRAND TOTAL:	982	4,411	14	23	3,030	112	138	25	13	299	1
KNOX											
CIRCUIT	105	0	9	0	0	0	0	0	0	0	0
SUPERIOR 1	139	1	0	4	0	0	72	203	0	142	0
SUPERIOR 2	792	2,864	0	0	1,573	0	0	0	0	0	0
TOTAL-COURTS OF RECORD:	1,036	2,865	9	4	1,573	0	72	203	0	142	0
BICKNELL CITY	0	0	0	0	105	0	0	0	0	0	0
TOTAL-CITY AND TOWN:	0	0	0	0	105	0	0	0	0	0	0
GRAND TOTAL:	1,036	2,865	9	4	1,678	0	72	203	0	142	0
KOSCIUSKO											
CIRCUIT	32	1	1	0	0	0	0	0	0	0	0
SUPERIOR	54	2	0	0	0	0	0	6	0	71	0
COUNTY	17	4,373	0	0	3,106	0	0	0	0	0	0
TOTAL-COURTS OF RECORD:	103	4,376	1	0	3,106	0	0	6	0	71	0
GRAND TOTAL:	103	4,376	1	0	3,106	0	0	6	0	71	0
LAGRANGE											
CIRCUIT	142	26	0	33	0	0	63	206	0	77	0
SUPERIOR	231	293	0	0	193	2	0	0	0	0	0
TOTAL-COURTS OF RECORD:	373	319	0	33	193	2	63	206	0	77	0
GRAND TOTAL:	373	319	0	33	193	2	63	206	0	77	0
LAKE											
CIRCUIT	0	0	0	0	0	0	0	0	0	0	0
SUPERIOR, CIV. 1	0	0	0	0	0	0	0	0	0	0	0
SUPERIOR, CIV. 2	0	0	0	0	0	0	0	0	0	0	0
SUPERIOR, CIV. 3	0	0	0	0	0	0	0	0	0	0	0
SUPERIOR, CIV. 4	0	0	0	0	0	0	0	0	0	0	0
SUPERIOR, CIV. 5	0	0	0	0	0	0	0	0	0	0	0
SUPERIOR, JUV. DIV.	0	0	0	0	0	0	1,672	3,327	199	3,495	545
SUPERIOR, CRIM. 1	232	0	64	1	0	0	0	0	0	0	0
SUPERIOR, CRIM. 2	221	0	103	1	0	0	0	0	0	0	0
SUPERIOR, CRIM. 3	267	2	86	0	0	0	0	0	0	0	0
SUPERIOR, CRIM. 4	524	0	87	0	0	0	0	0	0	0	0
SUPERIOR 7	1,116	4,503	0	0	7,280	4,475	0	0	0	0	0
SUPERIOR 8	193	778	0	0	704	105	0	0	0	0	0
SUPERIOR 9	860	4,396	0	0	7,021	427	0	0	0	0	0
TOTAL-COURTS OF RECORD:	3,413	9,679	340	2	15,005	5,007	1,672	3,327	199	3,495	545
CROWN POINT CITY	0	460	0	0	390	290	0	0	0	0	0
EAST CHICAGO CITY	0	117	0	866	66	8	0	0	0	0	0
GARY CITY	0	9,545	0	0	10,552	7,050	0	0	0	0	0
4TH QTR CIVIL AVERAGED											
HAMMOND CITY	0	8,997	0	0	6,248	3,935	0	0	0	0	0
HOBART CITY	0	1,473	0	0	895	6	0	0	0	0	0
LAKE STATION CITY	0	1,100	7	0	1,551	15	0	0	0	0	0
WHITING CITY	0	121	0	0	16	1	0	0	0	0	0
TOTAL-CITY AND TOWN:	0	21,813	7	866	19,718	11,305	0	0	0	0	0
GRAND TOTAL:	3,413	31,492	347	868	34,723	16,312	1,672	3,327	199	3,495	545
LAPORTE											
CIRCUIT	97	0	0	1	0	0	12	106	0	67	104

--- CIVIL ---

CP	CT	SC	DR	RS	MH	AD	ES	GU	TR	MI	TOTAL
2,661	556	666	1,752	160	28	36	889	578	12	131	16,517
1,027	0	0	205	71	5	42	1,105	587	0	29	3,185
450	13	0	217	0	15	0	0	0	0	0	1,256
125	0	1,554	59	0	4	0	0	0	0	0	6,971
1,602	13	1,554	481	71	24	42	1,105	587	0	29	11,412
0	0	0	0	0	0	0	0	0	0	0	105
0	0	0	0	0	0	0	0	0	0	0	105
1,602	13	1,554	481	71	24	42	1,105	587	0	29	11,517
250	53	0	228	0	24	3	210	64	3	8	877
12	25	0	4	0	0	0	161	2	0	1	338
35	0	199	0	0	0	0	0	0	0	0	7,730
297	78	199	232	0	24	3	371	66	3	9	8,945
297	78	199	232	0	24	3	371	66	3	9	8,945
325	4	0	222	0	83	25	357	240	23	6	1,832
62	8	119	69	0	0	0	0	0	0	0	977
387	12	119	291	0	83	25	357	240	23	6	2,809
387	12	119	291	0	83	25	357	240	23	6	2,809
8,208	500	0	1,273	0	305	45	903	626	17	727	12,604
4,331	164	0	900	0	0	1	1,153	336	0	168	7,053
275	142	0	784	0	91	34	1,453	1,168	2	306	4,255
833	182	8	891	0	0	91	1,575	2,663	3	98	6,344
309	42	0	117	0	14	5	0	0	0	22	509
1,068	119	0	846	0	4	8	1,154	336	0	58	3,593
0	0	0	0	0	0	0	0	0	0	0	9,238
0	0	0	0	0	0	0	0	0	0	0	297
0	0	0	0	0	0	0	0	0	0	0	325
0	0	0	0	0	0	0	0	0	0	0	355
0	0	0	0	0	0	0	0	0	0	0	611
281	29	848	0	0	0	0	0	0	0	0	18,532
448	47	344	0	0	0	0	0	0	0	0	2,619
713	7	3,834	0	0	0	0	0	0	0	0	17,258
16,466	1,232	5,034	4,811	0	414	184	6,238	5,129	22	1,379	83,593
427	0	0	0	0	0	0	0	0	0	0	1,567
3,853	0	0	0	0	0	0	0	0	0	0	4,910
9,478	0	0	0	0	0	0	0	0	0	0	36,625
5,093	0	0	0	0	0	0	0	0	0	0	24,273
0	0	0	0	0	0	0	0	0	0	0	2,374
0	0	0	0	0	0	0	0	0	0	0	2,673
0	0	0	0	0	0	0	0	0	0	0	138
18,851	0	0	0	0	0	0	0	0	0	0	72,560
35,317	1,232	5,034	4,811	0	414	184	6,238	5,129	22	1,379	156,153
192	108	0	327	0	107	5	331	48	0	49	1,554

--- CRIMINAL ---

	CF	CM	PC1	MC	IF	OV	JC	JD	JS	JP	JM
LAPORTE											
SUPERIOR 1	175	0	0	0	0	0	0	0	0	0	0
SUPERIOR 2	37	0	0	1	0	0	59	312	0	221	24
SUPERIOR 3	348	112	0	8	881	0	0	0	0	0	0
SUPERIOR 4	486	2,748	0	55	3,766	355	0	0	0	0	0
TOTAL-COURTS OF RECORD:	1,143	2,860	0	65	4,647	355	71	418	0	288	128
GRAND TOTAL:	1,143	2,860	0	65	4,647	355	71	418	0	288	128
LAWRENCE											
CIRCUIT	40	0	10	3	0	0	3	9	8	93	1
SUPERIOR	68	0	2	1	0	0	0	0	0	0	0
COUNTY	197	806	0	2	1,865	4	0	0	0	0	0
TOTAL-COURTS OF RECORD:	305	806	12	6	1,865	4	3	9	8	93	1
GRAND TOTAL:	305	806	12	6	1,865	4	3	9	8	93	1
MADISON											
CIRCUIT	173	0	0	1	0	0	0	0	0	0	0
SUPERIOR 1	118	2	11	0	0	0	0	0	0	0	0
SUPERIOR 2	0	0	0	0	0	0	168	1,193	201	298	217
SUPERIOR 3	139	4	12	0	0	0	0	0	0	0	0
COUNTY 1	155	114	0	0	2	64	0	0	0	0	0
COUNTY 2	228	19	0	2	8	98	0	0	0	0	0
TOTAL-COURTS OF RECORD:	813	139	23	3	10	162	168	1,193	201	298	217
ALEXANDRIA CITY	0	30	0	0	14	0	0	0	0	0	0
ANDERSON CITY	0	2,593	19	0	501	60	0	0	0	0	0
ELWOOD CITY	0	659	0	0	788	37	0	0	0	0	0
EDGEWOOD TOWN	0	174	0	0	2,586	0	0	0	0	0	0
TOTAL-CITY AND TOWN:	0	3,456	19	0	3,889	97	0	0	0	0	0
GRAND TOTAL:	813	3,595	42	3	3,899	259	168	1,193	201	298	217
MARION											
CIRCUIT	0	0	0	0	0	0	0	0	0	597	0
SUPERIOR, CIV. 1	0	0	0	0	0	0	0	0	0	0	0
SUPERIOR, CIV. 2	0	0	0	0	0	0	0	0	0	0	0
SUPERIOR, CIV. 3	0	0	0	0	0	0	0	0	0	0	0
SUPERIOR, CIV. 4	0	0	0	0	0	0	0	0	0	0	0
SUPERIOR, CIV. 5	0	0	0	0	0	0	0	0	0	0	0
SUPERIOR, CIV. 6	0	0	0	0	0	0	0	0	0	0	0
SUPERIOR, CIV. 7	0	0	0	0	0	0	0	0	0	0	0
SUPERIOR, PROBATE	0	0	0	0	0	0	0	0	0	0	0
SUPERIOR, JUVENILE	0	0	0	0	0	0	2,635	8,986	1,001	4,236	23
SUPERIOR, CRIM. 1	221	0	0	0	0	0	0	0	0	0	0
SUPERIOR, CRIM. 2	98	0	0	0	0	0	0	0	0	0	0
SUPERIOR, CRIM. 3	665	0	0	0	0	0	0	0	0	0	0
SUPERIOR, CRIM. 4	432	0	25	0	0	0	0	0	0	0	0
SUPERIOR, CRIM. 5	438	0	0	0	0	0	0	0	0	0	0
SUPERIOR, CRIM. 6	304	0	46	0	0	0	0	0	0	0	0
MUNICIPAL 1	0	0	0	0	0	0	0	0	0	0	0
MUNICIPAL 2	0	0	0	0	0	0	0	0	0	0	0
MUNICIPAL 3	2	9	0	0	0	0	0	0	0	0	0
MUNICIPAL 4	103	3,143	0	0	316	116	0	0	0	0	0
MUNICIPAL 5	0	2,895	0	0	89	70	0	0	0	0	0
MUNICIPAL 6	1,185	315	0	0	1	1	0	0	0	0	0

17

- - - C I V I L - - -

[illegible]

--- CRIMINAL ---

	CF	CM	PC1	MC	IF	OV	JC	JD	JS	JP	JM
MARION											
MUNICIPAL 7	0	0	0	0	0	0	0	0	0	0	0
MUNICIPAL 8	0	0	0	0	0	0	0	0	0	0	0
MUNICIPAL 9	0	2,684	0	0	176	93	0	0	0	0	0
MUNICIPAL 10	33	3,662	0	0	91	88	0	0	0	0	0
MUNICIPAL 11	2	559	0	0	11	34	0	0	0	0	0
MUNICIPAL 12	0	0	0	0	0	63	0	0	0	0	0
MUNICIPAL 13	26	1,414	0	0	12,890	2,206	0	0	0	0	0
MUNICIPAL 14	6	2,706	0	0	3,609	566	0	0	0	0	0
MUNICIPAL 15	1,495	80	0	0	0	0	0	0	0	0	0
MUNICIPAL 16	63	1,859	0	0	3	0	0	0	0	0	0
TOTAL-COURTS OF RECORD:	5,073	19,326	71	0	17,186	3,237	2,635	8,986	1,001	4,833	23
CENTER TOWNSHIP	0	0	0	0	0	0	0	0	0	0	0
DECATUR TOWNSHIP	0	0	0	0	0	0	0	0	0	0	0
LAWRENCE TOWNSHIP	0	0	0	0	0	0	0	0	0	0	0
PERRY TOWNSHIP	0	0	0	0	0	0	0	0	0	0	0
PIKE TOWNSHIP	0	0	0	0	0	0	0	0	0	0	0
WARREN TOWNSHIP	0	0	0	0	0	0	0	0	0	0	0
WASHINGTON TOWNSHIP	0	0	0	0	0	0	0	0	0	0	0
WAYNE TOWNSHIP	0	0	0	0	0	0	0	0	0	0	0
TOTAL-SMALL CLAIMS:	0	0	0	0	0	0	0	0	0	0	0
GRAND TOTAL:	5,073	19,326	71	0	17,186	3,237	2,635	8,986	1,001	4,833	23
MARSHALL											
CIRCUIT	37	0	0	1	0	0	4	7	0	32	0
SUPERIOR 1	115	5	0	1	0	0	0	0	0	0	0
SUPERIOR 2	315	1,523	0	47	864	0	0	0	0	0	0
TOTAL-COURTS OF RECORD:	467	1,528	0	49	864	0	4	7	0	32	0
GRAND TOTAL:	467	1,528	0	49	864	0	4	7	0	32	0
MARTIN											
CIRCUIT	51	121	0	0	543	0	18	10	3	10	0
TOTAL-COURTS OF RECORD:	51	121	0	0	543	0	18	10	3	10	0
GRAND TOTAL:	51	121	0	0	543	0	18	10	3	10	0
MIAMI											
CIRCUIT	81	108	0	0	0	0	19	57	3	17	4
SUPERIOR	42	96	0	0	876	0	10	3	5	25	10
TOTAL-COURTS OF RECORD:	123	204	0	0	876	0	29	60	8	42	14
PERU CITY	0	0	0	0	7	0	0	0	0	0	0
BUNKER HILL TOWN	0	0	0	0	300	0	0	0	0	0	0
TOTAL-CITY AND TOWN:	0	0	0	0	307	0	0	0	0	0	0
GRAND TOTAL:	123	204	0	0	1,183	0	29	60	8	42	14
MONROE											
CIRCUIT 1	102	4	16	0	0	0	42	110	0	130	0
CIRCUIT 2	89	4	1	0	0	0	0	0	0	0	0
CIRCUIT 3	91	0	4	0	0	0	0	0	0	0	0
CIRCUIT 4	93	4	6	0	0	0	0	0	0	0	0
CIRCUIT 5	137	1,189	0	0	818	0	0	0	0	0	0
CIRCUIT 6	0	1	0	0	0	0	0	0	0	0	0
TOTAL-COURTS OF RECORD:	512	1,202	27	0	818	0	42	110	0	130	0
GRAND TOTAL:	512	1,202	27	0	818	0	42	110	0	130	0
MONTGOMERY											
CIRCUIT	125	21	24	13	0	0	91	100	0	156	19

--- CIVIL ---

CP	CT	SC	DR	RS	MH	AD	ES	GU	TR	MI	TOTAL
579	17	0	0	0	0	0	0	0	0	0	596
812	0	0	0	0	0	0	0	0	0	3	815
0	0	0	0	0	0	0	0	0	0	0	2,953
0	0	0	0	0	0	0	0	0	0	0	3,874
0	0	0	0	0	0	0	0	0	0	0	606
234	0	0	0	0	0	0	0	0	0	0	297
0	0	0	0	0	0	0	0	0	0	0	16,536
0	0	0	0	0	0	0	0	0	0	0	6,887
0	0	0	0	0	0	0	0	0	0	0	1,575
0	0	0	0	0	0	0	0	0	0	0	1,925
8,116	802	0	5,732	92	1,076	232	2,653	2,425	187	1,592	85,278
0	0	754	0	0	0	0	0	0	0	0	754
0	0	80	0	0	0	0	0	0	0	0	80
0	0	1,330	0	0	0	0	0	0	0	0	1,330
0	0	1,365	0	0	0	0	0	0	0	0	1,365
0	0	9,538	0	0	0	0	0	0	0	0	9,538
0	0	4,198	0	0	0	0	0	0	0	0	4,198
0	0	6,830	0	0	0	0	0	0	0	0	6,830
0	0	339	0	0	0	0	0	0	0	0	339
0	0	24,434	0	0	0	0	0	0	0	0	24,434
8,116	802	24,434	5,732	92	1,076	232	2,653	2,425	187	1,592	109,712
336	86	0	130	0	0	3	102	129	18	6	891
47	46	0	43	0	11	1	111	74	5	8	467
97	3	571	0	0	10	0	0	0	0	0	3,430
480	135	571	173	0	21	4	213	203	23	14	4,788
480	135	571	173	0	21	4	213	203	23	14	4,788
78	16	27	14	0	5	1	35	41	0	0	973
78	16	27	14	0	5	1	35	41	0	0	973
78	16	27	14	0	5	1	35	41	0	0	973
139	23	0	184	0	0	19	262	192	12	12	1,132
219	8	538	125	0	0	4	94	90	0	12	2,157
358	31	538	309	0	0	23	356	282	12	24	3,289
0	0	0	0	0	0	0	0	0	0	0	7
0	0	0	0	0	0	0	0	0	0	0	300
0	0	0	0	0	0	0	0	0	0	0	307
358	31	538	309	0	0	23	356	282	12	24	3,596
117	7	0	87	0	5	29	374	331	19	0	1,373
119	28	11	78	0	0	0	0	0	0	0	330
162	31	8	89	0	0	0	0	0	0	0	385
119	21	1	83	0	0	0	0	0	0	0	327
0	1	0	1	0	0	0	0	0	0	0	2,146
87	11	760	27	0	0	0	0	0	0	0	886
604	99	780	365	0	5	29	374	331	19	0	5,447
604	99	780	365	0	5	29	374	331	19	0	5,447
508	20	0	55	0	56	27	315	167	69	148	1,914

--- CRIMINAL ---

	CF	CM	PC1	MC	IF	OV	JC	JD	JS	JP	JM
MONTGOMERY											
SUPERIOR	0	0	0	0	0	0	0	0	0	0	0
COUNTY	35	200	20	3	272	33	0	0	0	0	0
TOTAL-COURTS OF RECORD:	160	221	44	16	272	33	91	100	0	156	19
GRAND TOTAL:	160	221	44	16	272	33	91	100	0	156	19
MORGAN											
CIRCUIT	153	44	11	31	9	0	82	0	76	65	2
SUPERIOR	104	222	0	13	10	0	0	0	0	0	0
COUNTY	18	79	0	0	0	0	0	0	0	0	0
TOTAL-COURTS OF RECORD:	275	345	11	44	19	0	82	0	76	65	2
MARTINSVILLE CITY	0	6	0	0	0	0	0	0	0	0	0
MOORESVILLE TOWN	0	14	0	0	209	0	0	0	0	0	0
TOTAL-CITY AND TOWN:	0	20	0	0	209	0	0	0	0	0	0
GRAND TOTAL:	275	365	11	44	228	0	82	0	76	65	2
NEWTON											
CIRCUIT	8	4	0	0	0	0	68	152	0	53	0
SUPERIOR	92	101	0	0	633	0	0	0	0	0	0
TOTAL-COURTS OF RECORD:	100	105	0	0	633	0	68	152	0	53	0
GRAND TOTAL:	100	105	0	0	633	0	68	152	0	53	0
NOBLE											
CIRCUIT	37	1	0	0	0	0	20	26	0	9	0
SUPERIOR	44	0	0	0	0	0	21	48	0	54	0
COUNTY	393	238	0	0	316	131	0	0	0	0	0
TOTAL-COURTS OF RECORD:	474	239	0	0	316	131	41	74	0	63	0
CROMWELL TOWN	0	0	0	0	0	0	0	0	0	0	0
TOTAL-CITY AND TOWN:	0	0	0	0	0	0	0	0	0	0	0
GRAND TOTAL:	474	239	0	0	316	131	41	74	0	63	0
OHIO											
CIRCUIT	9	1	0	1	0	0	4	13	0	4	0
SUPERIOR	22	111	0	4	109	0	0	0	0	0	0
TOTAL-COURTS OF RECORD:	31	112	0	5	109	0	4	13	0	4	0
GRAND TOTAL:	31	112	0	5	109	0	4	13	0	4	0
ORANGE											
CIRCUIT	182	3	0	0	2	0	11	55	4	10	0
COUNTY	47	290	4	0	344	0	0	0	0	0	0
TOTAL-COURTS OF RECORD:	229	293	4	0	346	0	11	55	4	10	0
GRAND TOTAL:	229	293	4	0	346	0	11	55	4	10	0
OWEN											
CIRCUIT	71	133	10	27	695	2	28	2	0	15	1
TOTAL-COURTS OF RECORD:	71	133	10	27	695	2	28	2	0	15	1
GRAND TOTAL:	71	133	10	27	695	2	28	2	0	15	1
PARKE											
CIRCUIT	118	769	0	0	1,012	0	5	36	0	43	0
TOTAL-COURTS OF RECORD:	118	769	0	0	1,012	0	5	36	0	43	0
GRAND TOTAL:	118	769	0	0	1,012	0	5	36	0	43	0
PERRY											
CIRCUIT	163	240	0	0	339	0	15	2	0	40	9

--- CIVIL ---

CP	CT	SC	DR	RS	MH	AD	ES	GU	TR	MI	TOTAL
0	0	0	0	0	0	0	0	0	0	0	0
35	0	54	0	0	0	0	0	0	0	32	684
543	20	54	55	0	56	27	315	167	69	180	2,598
543	20	54	55	0	56	27	315	167	69	180	2,598
347	52	0	32	0	19	7	40	91	12	13	1,086
357	0	0	327	0	5	0	262	205	2	9	1,516
16	0	491	0	0	0	0	0	0	0	0	604
720	52	491	359	0	24	7	302	296	14	22	3,206
0	0	0	0	0	0	0	0	0	0	0	6
0	0	0	0	0	0	0	0	0	0	0	223
0	0	0	0	0	0	0	0	0	0	0	229
720	52	491	359	0	24	7	302	296	14	22	3,435
335	247	464	164	0	0	9	242	272	0	8	2,026
484	158	225	41	0	0	0	29	24	1	3	1,791
819	405	689	205	0	0	9	271	296	1	11	3,817
819	405	689	205	0	0	9	271	296	1	11	3,817
335	40	0	164	0	10	45	225	216	20	4	1,152
263	52	0	195	0	3	6	25	39	0	1	751
56	0	400	0	0	0	0	0	0	0	0	1,534
654	92	400	359	0	13	51	250	255	20	5	3,437
0	0	0	0	0	0	0	0	0	0	0	0
0	0	0	0	0	0	0	0	0	0	0	0
654	92	400	359	0	13	51	250	255	20	5	3,437
81	0	0	64	0	0	5	39	63	0	1	285
45	0	52	32	0	0	0	0	0	0	0	375
126	0	52	96	0	0	5	39	63	0	1	660
126	0	52	96	0	0	5	39	63	0	1	660
160	7	0	95	39	18	5	260	201	0	0	1,052
58	0	254	0	0	0	0	0	0	0	0	997
218	7	254	95	39	18	5	260	201	0	0	2,049
218	7	254	95	39	18	5	260	201	0	0	2,049
197	16	269	98	50	12	3	155	108	4	5	1,901
197	16	269	98	50	12	3	155	108	4	5	1,901
197	16	269	98	50	12	3	155	108	4	5	1,901
1,025	0	378	281	0	98	19	462	345	0	1	4,592
1,025	0	378	281	0	98	19	462	345	0	1	4,592
1,025	0	378	281	0	98	19	462	345	0	1	4,592
51	2	157	70	0	4	5	228	220	0	0	1,545

--- CRIMINAL ---

	CF	CM	PC1	MC	IF	OV	JC	JD	JS	JP	JM
PERRY											
TOTAL-COURTS OF RECORD:	163	240	0	0	339	0	15	2	0	40	9
TELL CITY CITY	0	6	0	0	8	0	0	0	0	0	0
TOTAL-CITY AND TOWN:	0	6	0	0	8	0	0	0	0	0	0
GRAND TOTAL:	163	246	0	0	347	0	15	2	0	40	9
PIKE											
CIRCUIT	80	114	2	3	58	0	39	9	4	25	7
TOTAL-COURTS OF RECORD:	80	114	2	3	58	0	39	9	4	25	7
GRAND TOTAL:	80	114	2	3	58	0	39	9	4	25	7
PORTER											
CIRCUIT, SUP 1 & 2	308	10	0	0	0	0	265	621	0	223	13
SUPERIOR 3	36	352	0	0	900	12	0	0	0	0	0
SUPERIOR 4	101	924	0	0	771	147	0	0	0	0	0
TOTAL-COURTS OF RECORD:	445	1,286	0	0	1,671	159	265	621	0	223	13
CHESTERTON TOWN	0	2	0	24	135	5	0	0	0	0	0
TO BE ABOLISHED 12-31-91											
TOTAL-CITY AND TOWN:	0	2	0	24	135	5	0	0	0	0	0
GRAND TOTAL:	445	1,288	0	24	1,806	164	265	621	0	223	13
POSEY											
CIRCUIT	16	0	0	0	0	0	0	4	1	9	0
COUNTY	21	92	0	0	239	0	0	0	0	0	0
TOTAL-COURTS OF RECORD:	37	92	0	0	239	0	0	4	1	9	0
GRAND TOTAL:	37	92	0	0	239	0	0	4	1	9	0
PULASKI											
CIRCUIT	51	0	12	0	0	0	17	27	2	55	0
COUNTY	99	203	0	0	144	0	0	0	0	0	0
TOTAL-COURTS OF RECORD:	150	203	12	0	144	0	17	27	2	55	0
GRAND TOTAL:	150	203	12	0	144	0	17	27	2	55	0
PUTNAM											
CIRCUIT	21	0	0	3	0	0	2	10	7	16	0
COUNTY	41	153	0	0	995	0	0	0	0	0	0
TOTAL-COURTS OF RECORD:	62	153	0	3	995	0	2	10	7	16	0
GRAND TOTAL:	62	153	0	3	995	0	2	10	7	16	0
RANDOLPH											
CIRCUIT	32	4	0	2	0	0	5	8	3	27	23
SUPERIOR	116	175	0	0	1	0	0	0	0	0	0
TOTAL-COURTS OF RECORD:	148	179	0	2	1	0	5	8	3	27	23
WINCHESTER CITY	0	243	0	0	1,141	34	0	0	0	0	0
UNION CITY	0	87	0	0	95	1	0	0	0	0	0
TOTAL-CITY AND TOWN:	0	330	0	0	1,236	35	0	0	0	0	0
GRAND TOTAL:	148	509	0	2	1,237	35	5	8	3	27	23
RIPLEY											
CIRCUIT	506	398	0	41	0	0	41	63	0	83	259
TOTAL-COURTS OF RECORD:	506	398	0	41	0	0	41	63	0	83	259
BATESVILLE CITY	0	9	0	0	283	6	0	0	0	0	0
VERSAILLES TOWN	0	114	0	0	358	0	0	0	0	0	0

23

[illegible]

- - - CRIMINAL - - -

	CF	CM	PC1	MC	IF	OV	JC	JD	JS	JP	JM
RIPLEY											
TOTAL-CITY AND TOWN:	0	123	0	0	641	6	0	0	0	0	0
GRAND TOTAL:	506	521	0	41	641	6	41	63	0	83	259
RUSH											
CIRCUIT	27	1	2	0	0	0	22	11	0	12	0
COUNTY	258	561	40	6	125	2	0	0	0	0	0
TOTAL-COURTS OF RECORD:	285	562	42	6	125	2	22	11	0	12	0
GRAND TOTAL:	285	562	42	6	125	2	22	11	0	12	0
ST. JOSEPH											
CIRCUIT	1	0	0	0	0	0	0	0	0	0	0
SUPERIOR	494	16,040	55	0	9,908	891	0	0	0	0	0
PROBATE	0	0	0	0	0	0	139	115	6	2,344	66
TOTAL-COURTS OF RECORD:	495	16,040	55	0	9,908	891	139	115	6	2,344	66
WALKERTON TOWN	0	0	0	0	0	0	0	0	0	0	0
TOTAL-CITY AND TOWN:	0	0	0	0	0	0	0	0	0	0	0
GRAND TOTAL:	495	16,040	55	0	9,908	891	139	115	6	2,344	66
SCOTT											
CIRCUIT	168	2	0	0	0	0	16	24	0	77	1
COUNTY	49	428	0	0	71	1	0	0	0	0	0
TOTAL-COURTS OF RECORD:	217	430	0	0	71	1	16	24	0	77	1
GRAND TOTAL:	217	430	0	0	71	1	16	24	0	77	1
SHELBY											
CIRCUIT	7	1	0	0	0	0	0	0	0	0	0
SUPERIOR 1	50	2	0	12	0	0	4	20	3	29	9
SUPERIOR 2	148	551	0	13	469	0	0	0	0	0	0
TOTAL-COURTS OF RECORD:	205	554	0	25	469	0	4	20	3	29	9
GRAND TOTAL:	205	554	0	25	469	0	4	20	3	29	9
SPENCER											
CIRCUIT	45	40	0	0	125	0	1	2	0	3	0
TOTAL-COURTS OF RECORD:	45	40	0	0	125	0	1	2	0	3	0
ROCKPORT CITY	0	6	0	0	22	0	0	0	0	0	0
TOTAL-CITY AND TOWN:	0	6	0	0	22	0	0	0	0	0	0
GRAND TOTAL:	45	46	0	0	147	0	1	2	0	3	0
STARKE											
CIRCUIT	98	7	0	1	0	0	6	37	0	15	1
TOTAL-COURTS OF RECORD:	98	7	0	1	0	0	6	37	0	15	1
KNOX CITY - CITY	0	769	0	0	1,046	3	0	0	0	0	0
TOTAL-CITY AND TOWN:	0	769	0	0	1,046	3	0	0	0	0	0
GRAND TOTAL:	98	776	0	1	1,046	3	6	37	0	15	1
STEBEN											
CIRCUIT	116	3	0	1	0	0	82	43	0	59	2
SUPERIOR	475	1,342	0	12	311	5	0	0	0	0	0
TOTAL-COURTS OF RECORD:	591	1,345	0	13	311	5	82	43	0	59	2
FREMONT TOWN	0	217	0	0	4,507	34	0	0	0	0	0
TOTAL-CITY AND TOWN:	0	217	0	0	4,507	34	0	0	0	0	0
GRAND TOTAL:	591	1,562	0	13	4,818	39	82	43	0	59	2
SULLIVAN											
CIRCUIT	18	4	0	0	0	0	53	62	0	18	3

--- CIVIL ---

CP	CT	SC	DR	RS	MH	AD	ES	GU	TR	MI	TOTAL
20	0	0	0	0	0	0	0	0	0	0	790
812	46	138	427	55	39	29	564	319	3	25	4,618
153	22	0	135	0	0	14	92	82	16	11	600
114	0	68	0	0	0	0	0	0	0	0	1,174
267	22	68	135	0	0	14	92	82	16	11	1,774
267	22	68	135	0	0	14	92	82	16	11	1,774
1,412	72	0	1,402	0	0	0	227	152	0	621	3,887
623	90	4,718	217	0	294	0	148	87	0	20	33,585
10	0	0	0	0	0	172	1,973	3,526	50	0	8,401
2,045	162	4,718	1,619	0	294	172	2,348	3,765	50	641	45,873
0	0	0	0	0	0	0	0	0	0	0	0
0	0	0	0	0	0	0	0	0	0	0	0
2,045	162	4,718	1,619	0	294	172	2,348	3,765	50	641	45,873
403	59	0	276	0	0	32	145	180	1	2	1,386
23	1	120	0	0	0	0	0	0	0	0	693
426	60	120	276	0	0	32	145	180	1	2	2,079
426	60	120	276	0	0	32	145	180	1	2	2,079
603	124	0	165	0	1	10	224	180	32	18	1,365
84	19	0	23	0	15	4	27	104	0	0	405
141	18	481	119	0	2	4	5	16	0	21	1,988
828	161	481	307	0	18	18	256	300	32	39	3,758
828	161	481	307	0	18	18	256	300	32	39	3,758
401	2	53	69	0	0	1	94	91	2	0	929
401	2	53	69	0	0	1	94	91	2	0	929
0	0	0	0	0	0	0	0	0	0	0	28
0	0	0	0	0	0	0	0	0	0	0	28
401	2	53	69	0	0	1	94	91	2	0	957
282	63	86	40	0	1	7	155	26	2	0	827
282	63	86	40	0	1	7	155	26	2	0	827
0	0	0	0	0	0	0	0	0	0	0	1,818
0	0	0	0	0	0	0	0	0	0	0	1,818
282	63	86	40	0	1	7	155	26	2	0	2,645
100	34	0	72	0	0	12	279	52	2	3	860
161	10	1,561	115	0	1	0	0	0	0	4	3,997
261	44	1,561	187	0	1	12	279	52	2	7	4,857
0	0	0	0	0	0	0	0	0	0	0	4,758
0	0	0	0	0	0	0	0	0	0	0	4,758
261	44	1,561	187	0	1	12	279	52	2	7	9,615
40	2	0	35	35	14	3	134	162	10	7	600

- - - C R I M I N A L - - -

[illegible]

--- CIVIL ---

CP	CT	SC	DR	RS	MH	AD	ES	GU	TR	MI	TOTAL
72	4	77	20	0	1	0	0	0	0	1	1,997
112	6	77	55	35	15	3	134	162	10	8	2,597
112	6	77	55	35	15	3	134	162	10	8	2,597
18	3	0	25	0	0	2	2	0	0	0	54
125	6	113	142	0	22	39	117	105	4	10	1,093
143	9	113	167	0	22	41	119	105	4	10	1,147
143	9	113	167	0	22	41	119	105	4	10	1,147
638	29	0	220	0	87	25	873	1,086	183	218	3,407
207	9	0	345	0	5	0	0	0	0	3	759
64	3	0	180	1	10	0	0	0	0	55	348
0	0	0	0	190	0	0	0	0	0	0	888
8	0	1,100	0	0	0	0	0	0	0	0	1,396
141	0	0	0	0	0	0	0	0	0	0	5,194
1,058	41	1,100	745	191	102	25	873	1,086	183	276	11,992
0	0	0	0	0	0	0	0	0	0	0	6
0	0	0	0	0	0	0	0	0	0	0	6
1,058	41	1,100	745	191	102	25	873	1,086	183	276	11,998
11	25	23	34	0	3	6	104	67	9	10	427
11	25	23	34	0	3	6	104	67	9	10	427
0	0	0	0	0	0	0	0	0	0	0	1,523
0	0	0	0	0	0	0	0	0	0	0	2,020
0	0	0	0	0	0	0	0	0	0	0	3,543
11	25	23	34	0	3	6	104	67	9	10	3,970
110	8	50	86	0	0	2	239	128	6	35	1,414
110	8	50	86	0	0	2	239	128	6	35	1,414
110	8	50	86	0	0	2	239	128	6	35	1,414
95	18	0	0	0	0	0	0	0	0	0	527
2,008	331	3,150	320	0	0	53	771	1,152	194	700	11,158
2,103	349	3,150	320	0	0	53	771	1,152	194	700	11,685
2,103	349	3,150	320	0	0	53	771	1,152	194	700	11,685
71	9	44	69	0	1	8	171	155	8	2	968
71	9	44	69	0	1	8	171	155	8	2	968
0	0	0	0	0	0	0	0	0	0	0	291
0	0	0	0	0	0	0	0	0	0	0	291
71	9	44	69	0	1	8	171	155	8	2	1,259
596	2	0	132	316	0	17	0	0	0	29	2,019
396	3	0	76	0	0	1	1	0	0	10	626
118	9	0	236	0	0	0	397	216	0	65	1,094

- - - CRIMINAL - - -

	CF	CM	PC1	MC	IF	OV	JC	JD	JS	JP	JM
VIGO											
SUPERIOR 3	0	0	0	0	0	0	0	0	0	0	0
SUPERIOR JURIS OF CIRCUIT CT.											
COUNTY 4	12	194	0	0	0	0	0	0	0	0	0
COUNTY 5	595	398	0	0	4	0	0	0	0	0	0
TOTAL-COURTS OF RECORD:	973	639	39	27	6	0	247	142	106	128	15
TERRE HAUTE CITY	0	4,586	0	0	2,098	24	0	0	0	0	0
TOTAL-CITY AND TOWN:	0	4,586	0	0	2,098	24	0	0	0	0	0
GRAND TOTAL:	973	5,225	39	27	2,104	24	247	142	106	128	15
WABASH											
CIRCUIT	315	3	0	2	0	0	77	174	57	189	0
COUNTY	90	471	0	0	95	0	0	0	0	0	0
TOTAL-COURTS OF RECORD:	405	474	0	2	95	0	77	174	57	189	0
WABASH CITY	0	0	0	0	63	0	0	0	0	0	0
N. MANCHESTER TOWN	0	0	0	0	6	8	0	0	0	0	0
TOTAL-CITY AND TOWN:	0	0	0	0	69	8	0	0	0	0	0
GRAND TOTAL:	405	474	0	2	164	8	77	174	57	189	0
WARREN											
CIRCUIT	124	389	3	0	1,326	0	10	16	0	9	2
TOTAL-COURTS OF RECORD:	124	389	3	0	1,326	0	10	16	0	9	2
GRAND TOTAL:	124	389	3	0	1,326	0	10	16	0	9	2
WARRICK											
CIRCUIT	57	3	0	3	0	0	41	100	0	57	0
SUPERIOR	151	1,348	1	0	2,686	19	4	0	0	20	0
TOTAL-COURTS OF RECORD:	208	1,351	1	3	2,686	19	45	100	0	77	0
GRAND TOTAL:	208	1,351	1	3	2,686	19	45	100	0	77	0
WASHINGTON											
CIRCUIT	231	462	0	36	280	0	10	134	0	109	0
SUPERIOR	8	26	0	0	0	0	0	0	0	0	0
TOTAL-COURTS OF RECORD:	239	488	0	36	280	0	10	134	0	109	0
GRAND TOTAL:	239	488	0	36	280	0	10	134	0	109	0
WAYNE											
CIRCUIT	131	1	7	0	0	0	20	28	0	49	21
SUPERIOR 1	245	2	7	0	0	0	35	19	0	49	7
SUPERIOR 2	128	1	11	0	0	0	29	50	0	107	2
SUPERIOR 3	126	596	10	0	1,478	541	0	0	0	0	0
TOTAL-COURTS OF RECORD:	630	600	35	0	1,478	541	84	97	0	205	30
HAGERSTOWN TOWN	0	2	0	0	44	1	0	0	0	0	0
TOTAL-CITY AND TOWN:	0	2	0	0	44	1	0	0	0	0	0
GRAND TOTAL:	630	602	35	0	1,522	542	84	97	0	205	30
WELLS											
CIRCUIT	72	27	1	0	1	0	13	12	11	57	0
SUPERIOR	94	307	1	0	170	1	0	0	0	0	0
TOTAL-COURTS OF RECORD:	166	334	2	0	171	1	13	12	11	57	0
BLUFFTON CITY	0	0	0	0	0	0	0	0	0	0	0
TOTAL-CITY AND TOWN:	0	0	0	0	0	0	0	0	0	0	0
GRAND TOTAL:	166	334	2	0	171	1	13	12	11	57	0
WHITE											
CIRCUIT	19	0	0	0	0	0	5	18	0	16	4

--- CIVIL ---

CP	CT	SC	DR	RS	MH	AD	ES	GU	TR	MI	TOTAL
0	0	0	0	0	0	0	429	538	69	0	1,036
58	0	562	0	0	0	0	0	0	0	106	932
274	0	291	0	0	0	0	0	0	0	2	1,564
1,442	14	853	444	316	0	18	827	754	69	212	7,271
0	0	0	0	0	0	0	0	0	0	0	6,708
0	0	0	0	0	0	0	0	0	0	0	6,708
1,442	14	853	444	316	0	18	827	754	69	212	13,979
372	21	0	838	0	79	18	226	161	41	20	2,593
17	1	410	0	0	0	0	0	0	0	0	1,084
389	22	410	838	0	79	18	226	161	41	20	3,677
0	0	2,291	0	0	0	0	0	0	0	0	2,354
0	0	0	0	0	0	0	0	0	0	0	14
0	0	2,291	0	0	0	0	0	0	0	0	2,368
389	22	2,701	838	0	79	18	226	161	41	20	6,045
189	13	273	82	0	0	2	146	90	13	0	2,687
189	13	273	82	0	0	2	146	90	13	0	2,687
189	13	273	82	0	0	2	146	90	13	0	2,687
358	42	0	457	0	52	18	365	397	0	0	1,950
456	13	961	196	0	0	15	93	79	10	3	6,055
814	55	961	653	0	52	33	458	476	10	3	8,005
814	55	961	653	0	52	33	458	476	10	3	8,005
170	16	17	5	0	266	9	466	355	0	4	2,570
158	17	391	342	0	0	0	0	0	0	2	944
328	33	408	347	0	266	9	466	355	0	6	3,514
328	33	408	347	0	266	9	466	355	0	6	3,514
196	20	0	120	0	0	30	183	153	12	27	998
263	42	0	165	0	0	56	563	385	12	16	1,866
85	16	0	76	0	0	22	335	178	1	3	1,044
37	0	800	0	0	0	0	0	0	0	9	3,597
581	78	800	361	0	0	108	1,081	716	25	55	7,505
0	0	0	0	0	0	0	0	0	0	0	47
0	0	0	0	0	0	0	0	0	0	0	47
581	78	800	361	0	0	108	1,081	716	25	55	7,552
304	34	0	114	0	12	14	155	202	2	1	1,032
49	4	133	103	0	0	0	0	0	0	0	862
353	38	133	217	0	12	14	155	202	2	1	1,894
0	0	0	0	0	0	0	0	0	0	0	0
0	0	0	0	0	0	0	0	0	0	0	0
353	38	133	217	0	12	14	155	202	2	1	1,894
243	25	0	163	0	4	14	205	131	15	3	865

--- CRIMINAL ---

	CF	CM	PC1	MC	IF	OV	JC	JD	JS	JP	JM
WHITE											
SUPERIOR	65	246	2	0	713	0	0	0	0	0	0
TOTAL-COURTS OF RECORD:	84	246	2	0	713	0	5	18	0	16	4
MONON TOWN	0	0	0	0	0	0	0	0	0	0	0
TOTAL-CITY AND TOWN:	0	0	0	0	0	0	0	0	0	0	0
GRAND TOTAL:	84	246	2	0	713	0	5	18	0	16	4
WHITLEY											
CIRCUIT	45	167	0	1	0	0	14	3	0	69	10
SUPERIOR	100	368	0	0	1,729	0	0	0	0	0	0
TOTAL-COURTS OF RECORD:	145	535	0	1	1,729	0	14	3	0	69	10
GRAND TOTAL:	145	535	0	1	1,729	0	14	3	0	69	10

--- CIVIL ---

CP	CT	SC	DR	RS	MH	AD	ES	GU	TR	MI	TOTAL
88	2	348	0	0	0	0	0	0	0	0	1,464
331	27	348	163	0	4	14	205	131	15	3	2,329
0	0	0	0	0	0	0	0	0	0	0	0
0	0	0	0	0	0	0	0	0	0	0	0
331	27	348	163	0	4	14	205	131	15	3	2,329
329	71	0	332	0	11	23	116	171	15	54	1,431
53	3	548	43	0	3	0	0	0	0	3	2,850
382	74	548	375	0	14	23	116	171	15	57	4,281
382	74	548	375	0	14	23	116	171	15	57	4,281

--- CRIMINAL ---

	CF	CM	PC1	MC	IF	OV	JC	JD	JS	JP	JM
TOTALS FOR SUPERIOR AND CIRCUIT COURTS	29,910	75,664	1,220	849	95,113	17,307	9,733	20,181	2,376	20,848	2,454
TOTALS FOR COUNTY AND MUNICIPAL COURTS	9,747	42,717	232	2,218	52,252	6,060	0	0	0	0	0
TOTALS FOR SMALL CLAIM COURTS	0	0	0	0	0	0	0	0	0	0	0
TOTALS FOR CITY AND TOWN COURTS	0	44,148	213	909	56,415	16,665	0	0	0	0	0
TOTALS FOR ALL COURTS	39,657	162,529	1,665	3,976	203,780	40,032	9,733	20,181	2,376	20,848	2,454

CASES PENDING ON JANUARY 1, 1991

33

--- CIVIL ---

CP	CT	SC	DR	RS	MH	AD	ES	GU	TR	MI	TOTAL
89,054	9,157	53,028	53,120	1,437	4,282	2,919	44,819	42,328	1,839	7,140	584,778
6,811	57	19,539	0	0	1,077	0	0	0	0	404	141,114
0	0	24,434	0	0	0	0	0	0	0	0	24,434
19,875	0	2,358	0	0	0	0	0	0	0	0	140,583
115,740	9,214	99,359	53,120	1,437	5,359	2,919	44,819	42,328	1,839	7,544	890,909

- - - CRIMINAL - - -

	CF	CM	PC1	MC	IF	OV	JC	JD	JS	JP	JM
ADAMS											
CIRCUIT	86	28	17	2	0	0	20	119	24	37	0
SUPERIOR	98	331	11	0	1,628	50	0	0	0	0	0
TOTAL-COURTS OF RECORD:	184	359	28	2	1,628	50	20	119	24	37	0
GRAND TOTAL:	184	359	28	2	1,628	50	20	119	24	37	0
ALLEN											
CIRCUIT	374	111	15	66	0	0	0	0	0	0	0
SUPERIOR	796	10,312	42	4	18,712	9,165	433	632	78	1,130	3,309
TOTAL-COURTS OF RECORD:	1,170	10,423	57	70	18,712	9,165	433	632	78	1,130	3,309
GRAND TOTAL:	1,170	10,423	57	70	18,712	9,165	433	632	78	1,130	3,309
BARTHOLOMEW											
CIRCUIT	111	0	3	15	0	0	88	112	0	129	100
SUPERIOR 1	111	12	3	9	0	0	0	0	0	0	0
SUPERIOR 2	181	2,485	1	3	6,188	40	0	0	0	0	0
TOTAL-COURTS OF RECORD:	403	2,497	7	27	6,188	40	88	112	0	129	100
GRAND TOTAL:	403	2,497	7	27	6,188	40	88	112	0	129	100
BENTON											
CIRCUIT	45	56	5	18	536	2	6	17	2	3	0
TOTAL-COURTS OF RECORD:	45	56	5	18	536	2	6	17	2	3	0
GRAND TOTAL:	45	56	5	18	536	2	6	17	2	3	0
BLACKFORD											
CIRCUIT	69	19	0	0	0	0	8	9	0	19	1
COUNTY	82	225	0	0	13	6	0	0	0	0	0
TOTAL-COURTS OF RECORD:	151	244	0	0	13	6	8	9	0	19	1
MONTPELIER CITY	0	0	0	0	606	0	0	0	0	0	0
TOTAL-CITY AND TOWN:	0	0	0	0	606	0	0	0	0	0	0
GRAND TOTAL:	151	244	0	0	619	6	8	9	0	19	1
BOONE											
CIRCUIT	0	0	1	3	0	0	37	87	0	35	61
SUPERIOR 1	75	1	0	0	0	0	0	0	0	0	0
SUPERIOR 2	152	613	5	0	516	0	0	0	0	0	0
TOTAL-COURTS OF RECORD:	227	614	6	3	516	0	37	87	0	35	61
LEBANON CITY	0	138	0	0	500	109	0	0	0	0	0
THORNTOWN TOWN	0	69	0	0	2,280	17	0	0	0	0	0
ZIONSVILLE TOWN	0	1	0	0	589	237	0	0	0	0	0
JAMESTOWN TOWN	0	3	0	0	126	6	0	0	0	0	0
WHITESTOWN TOWN	0	0	0	0	27	235	0	0	0	0	0
TOTAL-CITY AND TOWN:	0	211	0	0	3,522	604	0	0	0	0	0
GRAND TOTAL:	227	825	6	3	4,038	604	37	87	0	35	61
BROWN											
CIRCUIT	92	428	11	1	1,160	0	6	19	6	4	17
TOTAL-COURTS OF RECORD:	92	428	11	1	1,160	0	6	19	6	4	17
GRAND TOTAL:	92	428	11	1	1,160	0	6	19	6	4	17
CARROLL											
CIRCUIT	23	1	1	17	0	0	0	0	0	0	0
SUPERIOR	100	490	0	8	2,096	1	3	29	8	29	58

NEW FILINGS

35

--- CIVIL ---

CP	CT	SC	DR	RS	MH	AD	ES	GU	TR	MI	TOTAL
61	10	0	109	37	5	19	189	18	2	12	795
72	2	605	45	0	2	0	0	0	0	10	2,854
133	12	605	154	37	7	19	189	18	2	22	3,649
133	12	605	154	37	7	19	189	18	2	22	3,649
1,087	97	0	1,503	46	0	0	0	0	0	106	3,405
2,726	376	18,931	678	125	461	230	995	213	7	402	69,757
3,813	473	18,931	2,181	171	461	230	995	213	7	508	73,162
3,813	473	18,931	2,181	171	461	230	995	213	7	508	73,162
167	38	0	299	114	0	24	52	32	0	17	1,301
125	15	0	117	1	84	5	96	16	0	5	599
363	15	2,592	176	0	0	8	30	17	0	8	12,107
655	68	2,592	592	115	84	37	178	65	0	30	14,007
655	68	2,592	592	115	84	37	178	65	0	30	14,007
50	4	163	50	3	4	5	49	8	0	13	1,039
50	4	163	50	3	4	5	49	8	0	13	1,039
50	4	163	50	3	4	5	49	8	0	13	1,039
76	1	0	117	16	1	6	76	14	0	2	434
17	0	385	0	0	0	0	0	0	0	49	777
93	1	385	117	16	1	6	76	14	0	51	1,211
0	0	0	0	0	0	0	0	0	0	0	606
0	0	0	0	0	0	0	0	0	0	0	606
93	1	385	117	16	1	6	76	14	0	51	1,817
191	17	0	172	10	0	0	0	0	0	56	670
142	2	0	145	0	3	31	132	38	0	0	569
41	1	1,110	27	0	0	0	0	0	0	1	2,466
374	20	1,110	344	10	3	31	132	38	0	57	3,705
0	0	0	0	0	0	0	0	0	0	0	747
0	0	0	0	0	0	0	0	0	0	0	2,366
0	0	0	0	0	0	0	0	0	0	0	827
0	0	0	0	0	0	0	0	0	0	0	135
0	0	0	0	0	0	0	0	0	0	0	262
0	0	0	0	0	0	0	0	0	0	0	4,337
374	20	1,110	344	10	3	31	132	38	0	57	8,042
78	10	308	81	32	2	8	39	8	0	12	2,322
78	10	308	81	32	2	8	39	8	0	12	2,322
78	10	308	81	32	2	8	39	8	0	12	2,322
80	10	0	121	23	7	13	87	11	3	14	411
18	0	387	1	0	4	0	0	0	0	1	3,233

--- CRIMINAL ---

	CF	CM	PC1	MC	IF	OV	JC	JD	JS	JP	JM
CARROLL											
TOTAL-COURTS OF RECORD:	123	491	1	25	2,096	1	3	29	8	29	58
DELPHI CITY	0	0	0	0	700	0	0	0	0	0	0
BURLINGTON TOWN	0	0	0	0	139	0	0	0	0	0	0
TOTAL-CITY AND TOWN:	0	0	0	0	839	0	0	0	0	0	0
GRAND TOTAL:	123	491	1	25	2,935	1	3	29	8	29	58
CASS											
CIRCUIT	125	8	2	4	0	0	36	50	12	70	42
SUPERIOR	124	1,038	0	0	1,865	0	0	0	0	0	0
TOTAL-COURTS OF RECORD:	249	1,046	2	4	1,865	0	36	50	12	70	42
GRAND TOTAL:	249	1,046	2	4	1,865	0	36	50	12	70	42
CLARK											
CIRCUIT	132	0	0	26	0	0	0	0	0	5	0
SUPERIOR 1	7	1	0	0	0	0	2	118	75	79	615
SUPERIOR 2	111	0	0	0	0	0	79	0	0	37	20
COUNTY	695	487	36	104	13,197	0	0	0	0	0	0
TOTAL-COURTS OF RECORD:	945	488	36	130	13,197	0	81	118	75	121	635
CHARLESTOWN CITY	0	209	0	75	156	465	0	0	0	0	0
JEFFERSONVILLE CITY	0	1,436	17	0	647	229	0	0	0	0	0
CLARKSVILLE TOWN	0	772	0	0	948	2,242	0	0	0	0	0
TOTAL-CITY AND TOWN:	0	2,417	17	75	1,751	2,936	0	0	0	0	0
GRAND TOTAL:	945	2,905	53	205	14,948	2,936	81	118	75	121	635
CLAY											
CIRCUIT	105	2	26	0	0	0	77	61	38	98	2
SUPERIOR	151	469	4	0	3,056	0	0	0	0	0	0
TOTAL-COURTS OF RECORD:	256	471	30	0	3,056	0	77	61	38	98	2
GRAND TOTAL:	256	471	30	0	3,056	0	77	61	38	98	2
CLINTON											
CIRCUIT	47	0	1	1	0	0	26	34	15	59	18
SUPERIOR	112	651	1	0	2,214	0	0	0	0	0	0
TOTAL-COURTS OF RECORD:	159	651	2	1	2,214	0	26	34	15	59	18
FRANKFORT CITY	0	15	0	0	118	46	0	0	0	0	0
TOTAL-CITY AND TOWN:	0	15	0	0	118	46	0	0	0	0	0
GRAND TOTAL:	159	666	2	1	2,332	46	26	34	15	59	18
CRAWFORD											
CIRCUIT	150	253	3	1	770	0	11	11	0	7	1
TOTAL-COURTS OF RECORD:	150	253	3	1	770	0	11	11	0	7	1
GRAND TOTAL:	150	253	3	1	770	0	11	11	0	7	1
DAVISS											
CIRCUIT	26	0	1	18	0	0	62	40	0	57	0
SUPERIOR	106	441	3	9	1,634	237	0	0	0	0	0
TOTAL-COURTS OF RECORD:	132	441	4	27	1,634	237	62	40	0	57	0
GRAND TOTAL:	132	441	4	27	1,634	237	62	40	0	57	0
DEARBORN											
CIRCUIT	62	0	0	6	0	0	16	189	0	111	0
COUNTY	191	489	19	30	671	0	0	0	0	0	0

--- CIVIL ---

CP	CT	SC	DR	RS	MH	AD	ES	GU	TR	MI	TOTAL
98	10	387	122	23	11	13	87	11	3	15	3,644
0	0	0	0	0	0	0	0	0	0	0	700
0	0	0	0	0	0	0	0	0	0	0	139
0	0	0	0	0	0	0	0	0	0	0	839
98	10	387	122	23	11	13	87	11	3	15	4,483
110	14	0	91	1	0	9	78	16	6	17	691
144	3	1,193	194	63	108	8	104	18	0	7	4,869
254	17	1,193	285	64	108	17	182	34	6	24	5,560
254	17	1,193	285	64	108	17	182	34	6	24	5,560
463	79	0	211	4	74	26	222	41	0	16	1,299
65	32	0	299	108	12	9	17	53	0	2	1,494
294	37	0	259	34	0	20	18	34	0	0	943
1,171	48	1,035	0	0	0	0	0	0	0	0	16,773
1,993	196	1,035	769	146	86	55	257	128	0	18	20,509
0	0	0	0	0	0	0	0	0	0	0	905
0	0	0	0	0	0	0	0	0	0	0	2,329
0	0	0	0	0	0	0	0	0	0	0	3,962
0	0	0	0	0	0	0	0	0	0	0	7,196
1,993	196	1,035	769	146	86	55	257	128	0	18	27,705
125	8	0	253	18	25	13	118	37	0	30	1,036
88	22	324	105	10	4	0	0	0	0	23	4,256
213	30	324	358	28	29	13	118	37	0	53	5,292
213	30	324	358	28	29	13	118	37	0	53	5,292
83	26	0	84	48	4	0	121	23	1	23	614
169	14	744	134	0	5	0	61	15	1	5	4,126
252	40	744	218	48	9	0	182	38	2	28	4,740
0	0	0	0	0	0	0	0	0	0	0	179
0	0	0	0	0	0	0	0	0	0	0	179
252	40	744	218	48	9	0	182	38	2	28	4,919
128	7	270	82	17	6	7	30	13	0	2	1,769
128	7	270	82	17	6	7	30	13	0	2	1,769
128	7	270	82	17	6	7	30	13	0	2	1,769
62	36	0	178	0	54	15	101	39	0	52	741
83	5	683	26	0	0	0	0	0	0	2	3,229
145	41	683	204	0	54	15	101	39	0	54	3,970
145	41	683	204	0	54	15	101	39	0	54	3,970
126	69	0	281	24	24	8	93	42	4	8	1,063
122	2	1,425	0	0	0	0	0	0	0	21	2,970

- - - CRIMINAL - - -

	CF	CM	PC1	MC	IF	OV	JC	JD	JS	JP	JM
DEARBORN											
TOTAL-COURTS OF RECORD:	253	489	19	36	671	0	16	189	0	111	0
AURORA CITY	0	66	0	11	3,527	0	0	0	0	0	0
LAWRENCEBURG CITY	0	624	0	409	2,047	11	0	0	0	0	0
TOTAL-CITY AND TOWN:	0	690	0	420	5,574	11	0	0	0	0	0
GRAND TOTAL:	253	1,179	19	456	6,245	11	16	189	0	111	0
DECATUR											
CIRCUIT	43	9	0	1	0	0	10	33	0	26	82
COUNTY	111	657	16	0	2,300	32	0	0	0	0	0
TOTAL-COURTS OF RECORD:	154	666	16	1	2,300	32	10	33	0	26	82
GRAND TOTAL:	154	666	16	1	2,300	32	10	33	0	26	82
DEKALB											
CIRCUIT	253	49	1	8	0	0	184	134	33	9	1
SUPERIOR	26	842	0	4	3,726	0	0	37	27	5	0
TOTAL-COURTS OF RECORD:	279	891	1	12	3,726	0	184	171	60	14	1
BUTLER CITY	0	0	0	0	53	0	0	0	0	0	0
TOTAL-CITY AND TOWN:	0	0	0	0	53	0	0	0	0	0	0
GRAND TOTAL:	279	891	1	12	3,779	0	184	171	60	14	1
DELAWARE											
CIRCUIT	79	0	0	12	0	0	0	110	101	270	88
SUPERIOR 1	66	0	0	1	0	0	81	2	1	4	0
SUPERIOR 2	78	0	1	0	1	2	330	257	206	225	167
SUPERIOR 3	211	362	64	0	269	0	0	0	0	0	0
SUPERIOR 4	131	399	2	0	324	8	0	0	0	0	0
TOTAL-COURTS OF RECORD:	565	761	67	13	594	10	411	369	308	499	255
MUNCIE CITY	0	3,643	0	0	1,567	1,264	0	0	0	0	0
YORKTOWN TOWN	0	0	0	0	6,903	0	0	0	0	0	0
TOTAL-CITY AND TOWN:	0	3,643	0	0	8,470	1,264	0	0	0	0	0
GRAND TOTAL:	565	4,404	67	13	9,064	1,274	411	369	308	499	255
DUBOIS											
CIRCUIT	99	107	0	6	4	0	12	59	11	34	3
SUPERIOR	101	514	0	22	3,244	0	0	0	0	0	0
TOTAL-COURTS OF RECORD:	200	621	0	28	3,248	0	12	59	11	34	3
GRAND TOTAL:	200	621	0	28	3,248	0	12	59	11	34	3
ELKHART											
CIRCUIT	90	1	5	0	0	0	170	543	0	18	329
SUPERIOR 1	90	0	1	0	0	0	0	0	0	0	0
SUPERIOR 2	93	1	0	0	0	0	30	0	0	312	0
SUPERIOR 3	146	0	0	0	0	0	0	0	0	4	0
COUNTY - ELKHART	401	19	4	588	4	0	0	0	0	0	0
COUNTY - GOSHEN	504	1,006	7	385	7,749	1,008	0	0	0	0	0
TOTAL-COURTS OF RECORD:	1,324	1,027	17	973	7,753	1,008	200	543	0	334	329
ELKHART CITY	0	3,519	36	4	5,521	68	0	0	0	0	0
GOSHEN CITY	0	1,097	19	1	5,099	277	0	0	0	0	0
NAPPANEE CITY	0	163	0	0	455	3	0	0	0	0	0
TOTAL-CITY AND TOWN:	0	4,779	55	5	11,075	348	0	0	0	0	0
GRAND TOTAL:	1,324	5,806	72	978	18,828	1,356	200	543	0	334	329
FAYETTE											
CIRCUIT	94	10	2	7	0	0	72	75	41	72	2

--- CIVIL ---

CP	CT	SC	DR	RS	MH	AD	ES	GU	TR	MI	TOTAL
248	71	1,425	281	24	24	8	93	42	4	29	4,033
0	0	0	0	0	0	0	0	0	0	0	3,604
0	0	0	0	0	0	0	0	0	0	30	3,121
0	0	0	0	0	0	0	0	0	0	30	6,725
248	71	1,425	281	24	24	8	93	42	4	59	10,758
111	6	0	196	17	3	9	110	27	1	23	707
24	0	725	0	0	0	0	0	0	0	78	3,943
135	6	725	196	17	3	9	110	27	1	101	4,650
135	6	725	196	17	3	9	110	27	1	101	4,650
103	23	0	139	6	8	20	83	52	9	29	1,144
109	9	1,448	179	14	15	8	42	10	4	6	6,511
212	32	1,448	318	20	23	28	125	62	13	35	7,655
0	0	0	0	0	0	0	0	0	0	0	53
0	0	0	0	0	0	0	0	0	0	0	53
212	32	1,448	318	20	23	28	125	62	13	35	7,708
231	23	0	364	72	0	27	267	57	2	59	1,762
203	23	1	90	0	0	4	26	8	0	8	518
250	10	1	85	0	185	17	58	34	2	31	1,940
118	8	1,912	408	0	0	0	0	0	0	2	3,354
265	8	1,970	216	0	0	0	0	0	0	1	3,324
1,067	72	3,884	1,163	72	185	48	351	99	4	101	10,898
0	0	0	0	0	0	0	0	0	0	0	6,474
0	0	0	0	0	0	0	0	0	0	0	6,903
0	0	0	0	0	0	0	0	0	0	0	13,377
1,067	72	3,884	1,163	72	185	48	351	99	4	101	24,275
91	16	0	133	0	50	15	129	32	0	23	824
35	2	769	62	0	10	0	0	0	0	3	4,762
126	18	769	195	0	60	15	129	32	0	26	5,586
126	18	769	195	0	60	15	129	32	0	26	5,586
331	89	0	333	0	35	32	165	39	3	50	2,233
349	49	0	294	63	0	6	20	66	0	40	978
359	52	0	387	0	82	72	179	15	0	91	1,673
165	59	0	290	99	110	2	53	0	0	24	952
349	0	4,644	0	0	0	0	0	0	0	44	6,053
157	7	1,768	0	0	10	0	0	0	0	19	12,620
1,710	256	6,412	1,304	162	237	112	417	120	3	268	24,509
0	0	0	0	0	0	0	0	0	0	0	9,148
11	0	0	0	0	9	0	0	0	0	0	6,513
0	0	0	0	0	0	0	0	0	0	0	621
11	0	0	0	0	9	0	0	0	0	0	16,282
1,721	256	6,412	1,304	162	246	112	417	120	3	268	40,791
178	41	0	211	11	33	14	86	45	0	22	1,016

--- CRIMINAL ---

	CF	CM	PC1	MC	IF	OV	JC	JD	JS	JP	JM
FAYETTE											
SUPERIOR	147	588	1	2	1,717	0	0	0	0	0	0
TOTAL-COURTS OF RECORD:	241	598	3	9	1,717	0	72	75	41	72	2
GRAND TOTAL:	241	598	3	9	1,717	0	72	75	41	72	2
FLOYD											
CIRCUIT	96	11	0	9	0	0	78	86	0	137	56
SUPERIOR	286	5	29	2	0	0	0	0	0	0	0
COUNTY	196	2,687	0	55	4,601	0	0	0	0	0	0
TOTAL-COURTS OF RECORD:	578	2,703	29	66	4,601	0	78	86	0	137	56
GRAND TOTAL:	578	2,703	29	66	4,601	0	78	86	0	137	56
FOUNTAIN											
CIRCUIT	117	293	1	4	705	0	14	14	2	6	139
TOTAL-COURTS OF RECORD:	117	293	1	4	705	0	14	14	2	6	139
ATTICA CITY	0	168	0	0	1,575	6	0	0	0	0	0
TOTAL-CITY AND TOWN:	0	168	0	0	1,575	6	0	0	0	0	0
GRAND TOTAL:	117	461	1	4	2,280	6	14	14	2	6	139
FRANKLIN											
CIRCUIT	139	898	17	0	1,339	0	29	0	0	41	0
TOTAL-COURTS OF RECORD:	139	898	17	0	1,339	0	29	0	0	41	0
GRAND TOTAL:	139	898	17	0	1,339	0	29	0	0	41	0
FULTON											
CIRCUIT	79	4	0	40	0	0	12	29	0	29	65
COUNTY	46	527	0	0	2,748	0	0	0	0	0	0
TOTAL-COURTS OF RECORD:	125	531	0	40	2,748	0	12	29	0	29	65
GRAND TOTAL:	125	531	0	40	2,748	0	12	29	0	29	65
GIBSON											
CIRCUIT	62	0	1	3	0	0	42	11	0	47	36
SUPERIOR	106	921	15	0	5,374	4	0	0	0	0	0
TOTAL-COURTS OF RECORD:	168	921	16	3	5,374	4	42	11	0	47	36
GRAND TOTAL:	168	921	16	3	5,374	4	42	11	0	47	36
GRANT											
CIRCUIT	74	2	147	0	0	0	0	0	0	0	0
SUPERIOR 1	68	3	7	0	0	0	0	0	0	0	0
SUPERIOR 2	67	5	3	0	0	0	55	140	28	209	404
COUNTY	305	874	22	3	481	0	0	0	0	0	0
TOTAL-COURTS OF RECORD:	514	884	179	3	481	0	55	140	28	209	404
GAS CITY	0	238	0	0	3,936	3	0	0	0	0	0
MARION CITY	0	1,191	0	0	798	595	0	0	0	0	0
TOTAL-CITY AND TOWN:	0	1,429	0	0	4,734	598	0	0	0	0	0
GRAND TOTAL:	514	2,313	179	3	5,215	598	55	140	28	209	404
GREENE											
CIRCUIT	66	0	8	0	0	0	30	42	0	49	0
SUPERIOR	98	552	3	19	2,669	0	0	0	0	0	0
TOTAL-COURTS OF RECORD:	164	552	11	19	2,669	0	30	42	0	49	0
GRAND TOTAL:	164	552	11	19	2,669	0	30	42	0	49	0
HAMILTON											
CIRCUIT	20	0	0	191	0	0	31	340	81	69	1

NEW FILINGS

41

- - - CIVIL - - -

CP	CT	SC	DR	RS	MH	AD	ES	GU	TR	MI	TOTAL
55	2	668	58	1	0	0	0	1	0	63	3,303
233	43	668	269	12	33	14	86	46	0	85	4,319
233	43	668	269	12	33	14	86	46	0	85	4,319
238	11	0	198	13	121	31	214	67	3	46	1,415
186	30	0	364	10	10	11	16	9	0	8	966
1,026	31	999	0	0	0	0	0	0	0	0	9,595
1,450	72	999	562	23	131	42	230	76	3	54	11,976
1,450	72	999	562	23	131	42	230	76	3	54	11,976
99	17	273	109	18	8	7	71	24	5	16	1,942
99	17	273	109	18	8	7	71	24	5	16	1,942
0	0	0	0	0	0	0	0	0	0	0	1,749
0	0	0	0	0	0	0	0	0	0	0	1,749
99	17	273	109	18	8	7	71	24	5	16	3,691
196	8	226	124	2	5	11	70	16	2	0	3,123
196	8	226	124	2	5	11	70	16	2	0	3,123
196	8	226	124	2	5	11	70	16	2	0	3,123
187	7	0	131	9	25	11	78	16	0	13	735
4	0	1,172	0	0	0	0	0	0	0	0	4,497
191	7	1,172	131	9	25	11	78	16	0	13	5,232
191	7	1,172	131	9	25	11	78	16	0	13	5,232
98	48	0	162	47	17	6	132	44	1	12	769
121	8	851	128	0	0	0	0	0	0	0	7,528
219	56	851	290	47	17	6	132	44	1	12	8,297
219	56	851	290	47	17	6	132	44	1	12	8,297
214	8	0	227	147	95	21	207	114	5	23	1,284
474	11	0	357	0	2	1	8	13	0	2	946
55	11	0	233	0	2	12	15	7	0	0	1,246
59	0	2,541	0	0	3	0	0	0	0	168	4,456
802	30	2,541	817	147	102	34	230	134	5	193	7,932
0	0	0	0	0	0	0	0	0	0	0	4,177
0	0	0	0	0	0	0	0	0	0	0	2,584
0	0	0	0	0	0	0	0	0	0	0	6,761
802	30	2,541	817	147	102	34	230	134	5	193	14,693
61	19	0	78	11	7	15	85	16	0	9	496
82	9	721	123	29	1	0	0	0	0	5	4,311
143	28	721	201	40	8	15	85	16	0	14	4,807
143	28	721	201	40	8	15	85	16	0	14	4,807
250	44	0	120	73	0	38	0	4	0	134	1,396

- - - CRIMINAL - - -

	CF	CM	PC1	MC	IF	OV	JC	JD	JS	JP	JM
HAMILTON											
SUPERIOR 1	98	2	0	48	0	0	0	0	0	4	1
SUPERIOR 2	52	0	2	15	0	0	0	5	0	3	1
SUPERIOR 3	125	6	0	25	0	0	2	7	0	15	9
COUNTY	321	1,252	42	18	4,381	1,615	0	0	0	0	0
TOTAL-COURTS OF RECORD:	616	1,260	44	297	4,381	1,615	33	352	81	91	12
CARMEL CITY	0	616	1	0	3,102	956	0	0	0	0	0
NOBLESVILLE CITY	0	961	0	1	901	150	0	0	0	0	0
TOTAL-CITY AND TOWN:	0	1,577	1	1	4,003	1,106	0	0	0	0	0
GRAND TOTAL:	616	2,837	45	298	8,384	2,721	33	352	81	91	12
HANCOCK											
CIRCUIT	19	0	0	0	0	0	3	16	1	41	48
SUPERIOR	65	0	1	1	0	0	14	7	0	5	21
COUNTY	291	1,215	3	11	5,968	0	0	0	0	0	0
TOTAL-COURTS OF RECORD:	375	1,215	4	12	5,968	0	17	23	1	46	69
GRAND TOTAL:	375	1,215	4	12	5,968	0	17	23	1	46	69
HARRISON											
CIRCUIT	46	4	0	9	0	0	23	84	28	39	4
COUNTY	165	578	0	0	2,253	0	0	0	0	0	0
TOTAL-COURTS OF RECORD:	211	582	0	9	2,253	0	23	84	28	39	4
GRAND TOTAL:	211	582	0	9	2,253	0	23	84	28	39	4
HENDRICKS											
CIRCUIT	203	11	0	0	0	0	15	397	0	67	131
SUPERIOR 1	215	0	0	0	0	0	0	0	0	0	0
SUPERIOR 2	282	1,408	52	0	1,371	17	0	0	0	0	0
TOTAL-COURTS OF RECORD:	700	1,419	52	0	1,371	17	15	397	0	67	131
PLAINFIELD TOWN	0	271	0	0	4,728	0	0	0	0	0	0
TOTAL-CITY AND TOWN:	0	271	0	0	4,728	0	0	0	0	0	0
GRAND TOTAL:	700	1,690	52	0	6,099	17	15	397	0	67	131
HENRY											
CIRCUIT	40	0	2	4	0	0	10	39	0	42	23
SUPERIOR	42	1	0	2	0	0	32	31	0	43	23
COUNTY	195	1,324	0	4	2,001	0	0	0	0	0	0
TOTAL-COURTS OF RECORD:	277	1,325	2	10	2,001	0	42	70	0	85	46
KNIGHTSTOWN TOWN	0	383	0	0	2,884	0	0	0	0	0	0
TOTAL-CITY AND TOWN:	0	383	0	0	2,884	0	0	0	0	0	0
GRAND TOTAL:	277	1,708	2	10	4,885	0	42	70	0	85	46
HOWARD											
CIRCUIT	95	0	10	0	0	0	24	192	67	270	0
SUPERIOR 1	219	19	74	0	0	0	0	0	0	0	0
SUPERIOR 2	3	3	1	0	0	0	0	0	0	0	0
COUNTY	440	2,614	43	0	4,986	0	0	0	0	0	0
TOTAL-COURTS OF RECORD:	757	2,636	128	0	4,986	0	24	192	67	270	0
GRAND TOTAL:	757	2,636	128	0	4,986	0	24	192	67	270	0
HUNTINGTON											
CIRCUIT	49	2	0	0	0	0	28	118	0	86	0
SUPERIOR	161	945	0	112	3,724	41	0	0	0	0	0

NEW FILINGS

43

--- CIVIL ---

CP	CT	SC	DR	RS	MH	AD	ES	GU	TR	MI	TOTAL
298	27	0	225	0	19	27	237	145	5	45	1,181
149	50	0	153	40	0	2	56	20	3	26	577
256	39	0	270	0	20	11	0	0	0	40	825
27	0	2,116	0	0	0	0	0	0	0	0	9,772
980	160	2,116	768	113	39	78	293	169	8	245	13,751
0	0	0	0	0	0	0	0	0	0	0	4,675
0	0	0	0	0	0	0	0	0	0	0	2,013
0	0	0	0	0	0	0	0	0	0	0	6,688
980	160	2,116	768	113	39	78	293	169	8	245	20,439
263	45	0	277	41	1	18	84	37	1	17	912
115	28	0	193	1	5	11	44	27	2	4	544
234	0	1,125	0	0	0	0	0	0	0	0	8,847
612	73	1,125	470	42	6	29	128	64	3	21	10,303
612	73	1,125	470	42	6	29	128	64	3	21	10,303
96	31	0	314	50	17	22	103	22	2	33	927
200	2	586	0	0	0	0	0	0	0	0	3,784
296	33	586	314	50	17	22	103	22	2	33	4,711
296	33	586	314	50	17	22	103	22	2	33	4,711
275	7	0	191	51	0	0	0	0	0	63	1,411
509	0	0	307	0	23	45	183	65	0	17	1,364
116	3	1,407	72	0	0	0	0	0	0	28	4,756
900	10	1,407	570	51	23	45	183	65	0	108	7,531
0	0	0	0	0	0	0	0	0	0	0	4,999
0	0	0	0	0	0	0	0	0	0	0	4,999
900	10	1,407	570	51	23	45	183	65	0	108	12,530
99	29	0	358	74	14	15	143	60	0	15	967
36	15	0	107	1	9	9	54	11	10	2	428
98	0	1,531	0	0	0	0	0	0	0	7	5,160
233	44	1,531	465	75	23	24	197	71	10	24	6,555
0	0	0	0	0	0	0	0	0	0	0	3,267
0	0	0	0	0	0	0	0	0	0	0	3,267
233	44	1,531	465	75	23	24	197	71	10	24	9,822
334	7	0	122	148	0	41	110	48	0	190	1,658
306	43	0	530	0	70	0	114	70	0	25	1,470
371	0	0	389	0	19	0	35	23	0	0	844
108	0	2,542	0	0	0	0	0	0	0	0	10,733
1,119	50	2,542	1,041	148	89	41	259	141	0	215	14,705
1,119	50	2,542	1,041	148	89	41	259	141	0	215	14,705
215	16	0	309	17	2	20	125	43	2	12	1,044
29	1	838	13	0	10	0	0	0	0	95	5,969

--- CRIMINAL ---

	CF	CM	PC1	MC	IF	OV	JC	JD	JS	JP	JM
HUNTINGTON											
TOTAL-COURTS OF RECORD:	210	947	0	112	3,724	41	28	118	0	86	0
ROANOKE TOWN	0	0	0	0	3,084	0	0	0	0	0	0
TOTAL-CITY AND TOWN:	0	0	0	0	3,084	0	0	0	0	0	0
GRAND TOTAL:	210	947	0	112	6,808	41	28	118	0	86	0
JACKSON											
CIRCUIT	322	0	6	0	0	0	66	211	26	56	8
SUPERIOR	0	1,093	0	0	9,574	0	0	0	0	0	0
TOTAL-COURTS OF RECORD:	322	1,093	6	0	9,574	0	66	211	26	56	8
GRAND TOTAL:	322	1,093	6	0	9,574	0	66	211	26	56	8
JASPER											
CIRCUIT	6	1	1	0	0	0	18	32	4	31	1
SUPERIOR 1	10	28	6	3	28	0	0	0	0	3	0
SUPERIOR 2	234	872	0	11	2,280	0	0	0	0	0	0
TOTAL-COURTS OF RECORD:	250	901	7	14	2,308	0	18	32	4	34	1
DEMOTTE TOWN	0	0	0	0	297	2	0	0	0	0	0
WHEATFIELD TOWN	0	0	0	0	40	1	0	0	0	0	0
TOTAL-CITY AND TOWN:	0	0	0	0	337	3	0	0	0	0	0
GRAND TOTAL:	250	901	7	14	2,645	3	18	32	4	34	1
JAY											
CIRCUIT	19	12	0	0	0	0	19	29	10	48	9
SUPERIOR	119	247	7	1	6	0	0	0	0	0	0
TOTAL-COURTS OF RECORD:	138	259	7	1	6	0	19	29	10	48	9
DUNKIRK CITY	0	9	0	0	228	0	0	0	0	0	0
PORTLAND CITY	0	312	0	0	2,312	25	0	0	0	0	0
TOTAL-CITY AND TOWN:	0	321	0	0	2,540	25	0	0	0	0	0
GRAND TOTAL:	138	580	7	1	2,546	25	19	29	10	48	9
JEFFERSON											
CIRCUIT	86	3	0	0	0	0	20	58	11	48	5
COUNTY	176	1,243	6	2	1,527	68	0	0	0	0	0
TOTAL-COURTS OF RECORD:	262	1,246	6	2	1,527	68	20	58	11	48	5
GRAND TOTAL:	262	1,246	6	2	1,527	68	20	58	11	48	5
JENNINGS											
CIRCUIT	117	161	0	7	0	0	27	37	0	74	7
TOTAL-COURTS OF RECORD:	117	161	0	7	0	0	27	37	0	74	7
NORTH VERNON CITY	0	640	0	0	1,538	0	0	0	0	0	0
TOTAL-CITY AND TOWN:	0	640	0	0	1,538	0	0	0	0	0	0
GRAND TOTAL:	117	801	0	7	1,538	0	27	37	0	74	7
JOHNSON											
CIRCUIT	163	26	5	18	0	0	40	157	95	147	3
SUPERIOR 1	223	152	0	2	0	0	0	0	0	3	0
SUPERIOR 2	364	755	0	29	62	0	0	0	0	2	9
TOTAL-COURTS OF RECORD:	750	933	5	49	62	0	40	157	95	152	12
FRANKLIN CITY	0	532	0	0	2,730	0	0	0	0	0	0
GREENWOOD CITY	0	863	0	0	2,891	12	0	0	0	0	0
NEW WHITELAND TOWN	0	655	0	0	3,634	171	0	0	0	0	0
TOTAL-CITY AND TOWN:	0	2,050	0	0	9,255	183	0	0	0	0	0

45

[illegible]

--- CRIMINAL ---

	CF	CM	PC1	MC	IF	OV	JC	JD	JS	JP	JM
JOHNSON											
GRAND TOTAL:	750	2,983	5	49	9,317	183	40	157	95	152	12
KNOX											
CIRCUIT	4	0	0	0	0	0	0	0	0	0	0
SUPERIOR 1	33	0	0	18	0	0	29	49	0	110	183
SUPERIOR 2	400	1,337	5	0	4,927	0	0	0	0	0	0
TOTAL-COURTS OF RECORD:	437	1,337	5	18	4,927	0	29	49	0	110	183
BICKNELL CITY	0	0	0	0	259	0	0	0	0	0	0
TOTAL-CITY AND TOWN:	0	0	0	0	259	0	0	0	0	0	0
GRAND TOTAL:	437	1,337	5	18	5,186	0	29	49	0	110	183
KOSCIUSKO											
CIRCUIT	65	0	0	14	0	0	0	0	0	0	0
SUPERIOR	201	0	0	3	0	0	28	85	0	110	0
COUNTY	4	2,058	7	8	4,873	0	0	0	0	0	0
TOTAL-COURTS OF RECORD:	270	2,058	7	25	4,873	0	28	85	0	110	0
GRAND TOTAL:	270	2,058	7	25	4,873	0	28	85	0	110	0
LAGRANGE											
CIRCUIT	238	28	0	12	0	0	29	64	0	26	0
SUPERIOR	109	446	0	3	2,507	3	0	0	0	0	0
TOTAL-COURTS OF RECORD:	347	474	0	15	2,507	3	29	64	0	26	0
GRAND TOTAL:	347	474	0	15	2,507	3	29	64	0	26	0
LAKE											
CIRCUIT	0	0	0	0	0	0	0	0	0	0	0
SUPERIOR, CIV. 1	0	0	0	0	0	0	0	0	0	0	0
SUPERIOR, CIV. 2	0	0	0	0	0	0	0	0	0	0	0
SUPERIOR, CIV. 3	0	0	0	0	0	0	0	0	0	0	0
SUPERIOR, CIV. 4	0	0	0	0	0	0	0	0	0	0	0
SUPERIOR, CIV. 5	0	0	0	0	0	0	0	0	0	0	0
SUPERIOR, JUV. DIV.	0	0	0	0	0	0	651	1,618	1	1,913	417
SUPERIOR, CRIM. 1	281	0	15	31	0	0	0	0	0	0	0
SUPERIOR, CRIM. 2	280	0	15	39	0	0	0	0	0	0	0
SUPERIOR, CRIM. 3	281	0	20	22	0	0	0	0	0	0	0
SUPERIOR, CRIM. 4	281	0	31	149	0	0	0	0	0	0	0
SUPERIOR 7	456	1,982	17	0	8,718	5,646	0	0	0	0	0
SUPERIOR 8	339	1,709	0	0	11,432	2,887	0	0	0	0	0
SUPERIOR 9	328	1,763	0	0	12,069	2,469	0	0	0	0	0
TOTAL-COURTS OF RECORD:	2,246	5,454	98	241	32,219	11,002	651	1,618	1	1,913	417
CROWN POINT CITY	0	240	0	0	853	287	0	0	0	0	0
EAST CHICAGO CITY	0	1,866	0	1,302	1,523	102	0	0	0	0	0
GARY CITY	0	9,542	0	0	9,776	853	0	0	0	0	0
4TH QTR CIVIL AVERAGED											
HAMMOND CITY	0	7,435	0	0	5,490	1,672	0	0	0	0	0
HOBART CITY	0	1,097	0	0	1,896	14	0	0	0	0	0
LAKE STATION CITY	0	584	2	0	817	29	0	0	0	0	0
WHITING CITY	0	160	0	0	194	6	0	0	0	0	0
TOTAL-CITY AND TOWN:	0	20,924	2	1,302	20,549	2,963	0	0	0	0	0
GRAND TOTAL:	2,246	26,378	100	1,543	52,768	13,965	651	1,618	1	1,913	417
LAPORTE											
CIRCUIT	132	1	0	1	0	0	6	72	0	55	132

NEW FILINGS

47

--- CIVIL ---

CP	CT	SC	DR	RS	MH	AD	ES	GU	TR	MI	TOTAL
908	207	2,212	916	172	7	28	299	107	4	166	18,769
141	2	0	68	32	5	22	177	52	0	9	512
72	10	0	146	0	34	0	0	0	0	29	713
165	0	1,921	100	0	22	0	0	0	0	0	8,877
378	12	1,921	314	32	61	22	177	52	0	38	10,102
0	0	0	0	0	0	0	0	0	0	0	259
0	0	0	0	0	0	0	0	0	0	0	259
378	12	1,921	314	32	61	22	177	52	0	38	10,361
339	28	0	415	52	16	27	157	40	4	26	1,183
356	17	0	93	0	0	19	72	16	0	10	1,010
44	0	1,918	0	0	0	0	0	0	0	0	8,912
739	45	1,918	508	52	16	46	229	56	4	36	11,105
739	45	1,918	508	52	16	46	229	56	4	36	11,105
86	13	0	89	18	8	19	99	32	0	20	781
104	14	466	87	0	0	0	0	0	0	31	3,770
190	27	466	176	18	8	19	99	32	0	51	4,551
190	27	466	176	18	8	19	99	32	0	51	4,551
1,411	619	0	329	153	25	63	366	121	3	268	3,358
419	168	0	563	0	0	14	0	0	0	72	1,236
480	128	0	595	9	104	37	314	113	9	64	1,853
2,985	334	0	963	0	0	56	230	210	8	92	4,878
620	161	0	326	0	286	14	0	0	0	12	1,419
1,237	283	0	384	515	0	26	295	106	2	553	3,401
0	0	0	0	0	0	0	0	0	0	0	4,600
0	0	0	0	0	0	0	0	0	0	0	327
0	0	0	0	0	0	0	0	0	0	0	334
0	0	0	0	0	0	0	0	0	0	0	323
0	0	0	0	0	0	0	0	0	0	0	461
22	21	1,913	2	0	0	0	0	0	0	0	18,777
973	0	3,778	0	0	0	0	0	0	0	0	21,118
385	1	4,264	0	0	0	0	0	0	0	0	21,279
8,532	1,715	9,955	3,162	677	415	210	1,205	550	22	1,061	83,364
356	0	0	0	0	0	0	0	0	0	0	1,736
4,174	0	0	0	0	0	0	0	0	0	0	8,967
4,667	0	0	0	0	0	0	0	0	0	0	24,838
5,226	0	0	0	0	0	0	0	0	0	0	19,823
0	0	0	0	0	0	0	0	0	0	0	3,007
0	0	0	0	0	0	0	0	0	0	0	1,432
0	0	0	0	0	0	0	0	0	0	0	360
14,423	0	0	0	0	0	0	0	0	0	0	60,163
22,955	1,715	9,955	3,162	677	415	210	1,205	550	22	1,061	143,527
142	53	0	435	97	33	26	231	41	0	27	1,484

CF CM PC1 MC IF OV JC JD JS JP JM

SUPERIOR 1	113	0	0	0	0	0	0	0	0	0	0
SUPERIOR 2	19	0	0	0	0	0	30	84	0	180	7
SUPERIOR 3	306	1,261	7	14	6,059	0	0	0	0	1	0
SUPERIOR 4	427	1,165	14	14	6,180	267	0	0	0	0	0
TOTAL-COURTS OF RECORD:	997	2,427	21	29	12,239	267	36	156	0	236	139
GRAND TOTAL:	997	2,427	21	29	12,239	267	36	156	0	236	139

CIRCUIT	12	2	4	43	0	0	15	105	15	29	160
SUPERIOR	47	2	1	9	0	0	0	0	0	0	0
COUNTY	176	895	3	62	4,182	9	0	0	0	0	0
TOTAL-COURTS OF RECORD:	235	899	8	114	4,182	9	15	105	15	29	160
GRAND TOTAL:	235	899	8	114	4,182	9	15	105	15	29	160

CIRCUIT	109	5	0	1	0	0	0	0	0	0
SUPERIOR 1	178	7	4	0	0	0	0	0	0	0
SUPERIOR 2	0	0	0	0	0	0	126	628	315	502 459
SUPERIOR 3	160	8	11	0	0	0	0	0	0	0
COUNTY 1	132	170	0	0	0	2	0	0	0	0
COUNTY 2	281	102	0	1	3	518	0	0	0	0
TOTAL-COURTS OF RECORD:	860	292	15	2	3	520	126	628	315	502 459
ALEXANDRIA CITY	0	619	0	0	988	0	0	0	0	0
ANDERSON CITY	0	4,002	55	0	3,214	590	0	0	0	0
ELWOOD CITY	0	731	0	0	2,046	36	0	0	0	0
EDGEWOOD TOWN	0	987	0	0	8,204	0	0	0	0	0
TOTAL-CITY AND TOWN:	0	6,339	55	0	14,452	626	0	0	0	0
GRAND TOTAL:	860	6,631	70	2	14,455	1,146	126	628	315	502 459

[illegible]

49

49

[illegible]

- - - CRIMINAL - - -

	CF	CM	PC1	MC	IF	OV	JC	JD	JS	JP	JM
MARION											
MUNICIPAL 7	0	0	0	0	0	0	0	0	0	0	0
MUNICIPAL 8	0	0	0	0	0	0	0	0	0	0	0
MUNICIPAL 9	158	4,518	0	0	1	0	0	0	0	0	0
MUNICIPAL 10	44	5,544	0	0	3	0	0	0	0	0	0
MUNICIPAL 11	0	17	0	0	4	0	0	0	0	0	0
MUNICIPAL 12	0	0	0	0	0	2,201	0	0	0	0	0
MUNICIPAL 13	13	1,685	0	0	75,218	6,396	0	0	0	0	0
MUNICIPAL 14	48	4,778	0	0	31,170	597	0	0	0	0	0
MUNICIPAL 15	2,588	20	0	0	0	0	0	0	0	0	0
MUNICIPAL 16	222	1,690	0	0	0	0	0	0	0	0	0
TOTAL-COURTS OF RECORD:	8,411	28,180	102	2	6,402	9,194	175	4,897	1,424	2,845	18
CENTER TOWNSHIP	0	0	0	0	0	0	0	0	0	0	0
DECATUR TOWNSHIP	0	0	0	0	0	0	0	0	0	0	0
LAWRENCE TOWNSHIP	0	0	0	0	0	0	0	0	0	0	0
PERRY TOWNSHIP	0	0	0	0	0	0	0	0	0	0	0
PIKE TOWNSHIP	0	0	0	0	0	0	0	0	0	0	0
WARREN TOWNSHIP	0	0	0	0	0	0	0	0	0	0	0
WASHINGTON TOWNSHIP	0	0	0	0	0	0	0	0	0	0	0
WAYNE TOWNSHIP	0	0	0	0	0	0	0	0	0	0	0
TOTAL-SMALL CLAIMS:	0	0	0	0	0	0	0	0	0	0	0
GRAND TOTAL:	8,411	28,180	102	2	106,402	9,194	175	4,897	1,424	2,845	18
MARSHALL											
CIRCUIT	32	0	0	2	0	0	17	102	0	78	79
SUPERIOR 1	103	1	0	1	0	0	0	0	0	0	0
SUPERIOR 2	225	1,096	5	0	6,874	0	0	0	0	0	0
TOTAL-COURTS OF RECORD:	360	1,097	5	3	6,874	0	17	102	0	78	79
GRAND TOTAL:	360	1,097	5	3	6,874	0	17	102	0	78	79
MARTIN											
CIRCUIT	70	246	5	8	1,219	2	21	21	8	20	69
TOTAL-COURTS OF RECORD:	70	246	5	8	1,219	2	21	21	8	20	69
GRAND TOTAL:	70	246	5	8	1,219	2	21	21	8	20	69
MIAMI											
CIRCUIT	112	295	5	0	0	0	11	23	15	52	9
SUPERIOR	64	315	0	0	1,311	0	15	28	8	50	1
TOTAL-COURTS OF RECORD:	176	610	5	0	1,311	0	26	51	23	102	10
PERU CITY	0	0	0	0	286	0	0	0	0	0	0
BUNKER HILL TOWN	0	0	0	0	4,514	0	0	0	0	0	0
TOTAL-CITY AND TOWN:	0	0	0	0	4,800	0	0	0	0	0	0
GRAND TOTAL:	176	610	5	0	6,111	0	26	51	23	102	10
MONROE											
CIRCUIT 1	126	1	2	0	0	0	104	213	0	208	112
CIRCUIT 2	137	0	0	0	0	0	0	0	0	0	0
CIRCUIT 3	144	0	5	0	0	0	0	0	0	0	0
CIRCUIT 4	150	2	3	0	0	0	0	0	0	0	0
CIRCUIT 5	241	6,109	3	0	12,573	0	0	0	0	0	0
CIRCUIT 6	0	1	0	0	0	0	0	0	0	0	0
TOTAL-COURTS OF RECORD:	798	6,113	13	0	12,573	0	104	213	0	208	112
GRAND TOTAL:	798	6,113	13	0	12,573	0	104	213	0	208	112
MONTGOMERY											
CIRCUIT	59	4	1	17	0	0	26	38	0	71	7

- - - CIVIL - - -

CP	CT	SC	DR	RS	MH	AD	ES	GU	TR	MI	TOTAL
2,380	85	0	0	0	0	0	0	0	0	0	2,465
2,333	79	0	0	0	0	0	0	0	0	28	2,440
0	0	0	0	0	0	0	0	0	0	0	4,677
0	0	0	0	0	0	0	0	0	0	0	5,591
0	0	0	0	0	0	0	0	0	0	0	21
423	0	0	0	0	0	0	0	0	0	3	2,627
0	0	0	0	0	0	0	0	0	0	0	83,312
0	0	0	0	0	0	0	0	0	0	0	36,593
0	0	0	0	0	0	0	0	0	0	0	2,608
0	0	0	0	0	0	0	0	0	0	0	1,912
14,263	1,468	0	7,327	1,666	689	637	2,185	984	34	3,194	94,097
0	0	12,066	0	0	0	0	0	0	0	0	12,066
0	0	4,195	0	0	0	0	0	0	0	6	4,201
0	0	9,148	0	0	0	0	0	0	0	8	9,156
0	0	7,142	0	0	0	0	0	0	0	0	7,142
0	0	10,337	0	0	0	0	0	0	0	0	10,337
0	0	14,971	0	0	0	0	0	0	0	0	14,971
0	0	7,164	0	0	0	0	0	0	0	0	7,164
0	0	8,382	0	0	0	0	0	0	0	0	8,382
0	0	73,405	0	0	0	0	0	0	0	14	73,419
14,263	1,468	73,405	7,327	1,666	689	637	2,185	984	34	3,208	267,516
148	28	0	261	33	22	20	66	33	0	20	941
60	15	0	120	0	18	7	72	18	1	24	440
101	0	1,781	0	0	2	0	0	0	0	4	10,088
309	43	1,781	381	33	42	27	138	51	1	48	11,469
309	43	1,781	381	33	42	27	138	51	1	48	11,469
59	13	141	101	20	15	8	31	12	0	11	2,100
59	13	141	101	20	15	8	31	12	0	11	2,100
59	13	141	101	20	15	8	31	12	0	11	2,100
155	6	0	213	50	20	23	105	30	0	22	1,146
137	3	813	126	0	2	2	20	5	0	16	2,916
292	9	813	339	50	22	25	125	35	0	38	4,062
0	0	0	0	0	0	0	0	0	0	0	286
0	0	0	0	0	0	0	0	0	0	0	4,514
0	0	0	0	0	0	0	0	0	0	0	4,800
292	9	813	339	50	22	25	125	35	0	38	8,862
97	24	0	110	0	93	40	212	64	1	57	1,464
230	51	2	216	0	0	0	0	0	0	19	655
217	66	4	208	0	0	0	0	0	0	21	665
215	64	0	238	0	0	0	0	0	0	29	701
0	0	0	0	0	0	0	0	0	0	0	18,926
161	0	4,933	142	0	0	0	0	0	0	0	5,237
920	205	4,939	914	0	93	40	212	64	1	126	27,648
920	205	4,939	914	0	93	40	212	64	1	126	27,648
200	6	0	179	0	1	0	3	4	2	48	666

- - - CRIMINAL - - -

	CF	CM	PC1	MC	IF	OV	JC	JD	JS	JP	JM
MONTGOMERY											
SUPERIOR	184	0	0	1	0	0	0	0	0	0	0
COUNTY	2	1,135	10	2	3,924	122	0	0	0	1	0
TOTAL-COURTS OF RECORD:	245	1,139	11	20	3,924	122	26	38	0	72	7
GRAND TOTAL:	245	1,139	11	20	3,924	122	26	38	0	72	7
MORGAN											
CIRCUIT	130	146	2	9	1	0	43	80	34	97	26
SUPERIOR	138	124	0	14	17	0	0	0	0	0	0
COUNTY	126	515	0	6	18	0	0	0	0	0	0
TOTAL-COURTS OF RECORD:	394	785	2	29	36	0	43	80	34	97	26
MARTINSVILLE CITY	0	259	0	0	2,959	0	0	0	0	0	0
MOORESVILLE TOWN	0	172	0	0	3,771	0	0	0	0	0	0
TOTAL-CITY AND TOWN:	0	431	0	0	6,730	0	0	0	0	0	0
GRAND TOTAL:	394	1,216	2	29	6,766	0	43	80	34	97	26
NEWTON											
CIRCUIT	0	0	0	0	0	0	27	17	0	14	1
SUPERIOR	188	145	13	0	1,286	0	0	0	0	0	0
TOTAL-COURTS OF RECORD:	188	145	13	0	1,286	0	27	17	0	14	1
GRAND TOTAL:	188	145	13	0	1,286	0	27	17	0	14	1
NOBLE											
CIRCUIT	25	2	0	0	0	0	9	9	0	6	0
SUPERIOR	33	1	0	0	0	0	15	70	1	73	8
COUNTY	403	778	16	13	2,939	152	0	0	0	0	0
TOTAL-COURTS OF RECORD:	461	781	16	13	2,939	152	24	79	1	79	8
CROMWELL TOWN	0	0	0	0	645	8	0	0	0	0	0
TOTAL-CITY AND TOWN:	0	0	0	0	645	8	0	0	0	0	0
GRAND TOTAL:	461	781	16	13	3,584	160	24	79	1	79	8
OHIO											
CIRCUIT	1	0	0	0	0	0	3	16	0	10	0
SUPERIOR	23	143	4	1	189	0	0	0	0	0	0
TOTAL-COURTS OF RECORD:	24	143	4	1	189	0	3	16	0	10	0
GRAND TOTAL:	24	143	4	1	189	0	3	16	0	10	0
ORANGE											
CIRCUIT	67	3	8	10	0	0	12	33	10	45	0
COUNTY	96	525	0	0	1,359	0	0	0	0	0	0
TOTAL-COURTS OF RECORD:	163	528	8	10	1,359	0	12	33	10	45	0
GRAND TOTAL:	163	528	8	10	1,359	0	12	33	10	45	0
OWEN											
CIRCUIT	94	387	2	21	1,322	0	17	71	0	26	1
TOTAL-COURTS OF RECORD:	94	387	2	21	1,322	0	17	71	0	26	1
GRAND TOTAL:	94	387	2	21	1,322	0	17	71	0	26	1
PARKE											
CIRCUIT	143	794	0	0	1,608	0	28	23	0	26	2
TOTAL-COURTS OF RECORD:	143	794	0	0	1,608	0	28	23	0	26	2
GRAND TOTAL:	143	794	0	0	1,608	0	28	23	0	26	2
PERRY											
CIRCUIT	142	299	2	0	1,130	0	11	17	1	4	63

NEW FILINGS

53

--- CIVIL ---

CP	CT	SC	DR	RS	MH	AD	ES	GU	TR	MI	TOTAL
82	3	0	378	0	41	23	244	98	12	19	1,085
40	0	1,009	1	0	0	0	0	0	0	20	6,266
322	9	1,009	558	0	42	23	247	102	14	87	8,017
322	9	1,009	558	0	42	23	247	102	14	87	8,017
144	29	0	63	60	4	10	29	22	1	32	962
215	16	0	492	1	9	18	109	51	2	8	1,214
58	0	1,764	0	0	0	0	0	0	0	0	2,487
417	45	1,764	555	61	13	28	138	73	3	40	4,663
0	0	0	0	0	0	0	0	0	0	0	3,218
0	0	0	0	0	0	0	0	0	0	0	3,943
0	0	0	0	0	0	0	0	0	0	0	7,161
417	45	1,764	555	61	13	28	138	73	3	40	11,824
134	2	298	40	11	4	6	29	21	0	1	605
58	4	0	58	0	1	0	16	5	1	5	1,780
192	6	298	98	11	5	6	45	26	1	6	2,385
192	6	298	98	11	5	6	45	26	1	6	2,385
120	8	0	250	0	1	22	129	44	0	40	665
73	12	0	107	36	59	4	0	0	0	7	499
26	0	1,145	0	0	0	0	0	0	0	0	5,472
219	20	1,145	357	36	60	26	129	44	0	47	6,636
0	0	0	0	0	0	0	0	0	0	0	653
0	0	0	0	0	0	0	0	0	0	0	653
219	20	1,145	357	36	60	26	129	44	0	47	7,289
23	2	0	16	3	3	2	19	9	1	4	112
23	2	43	20	4	0	0	0	0	0	4	456
46	4	43	36	7	3	2	19	9	1	8	568
46	4	43	36	7	3	2	19	9	1	8	568
170	5	0	120	36	8	8	80	25	0	8	648
17	0	740	0	0	0	0	0	0	0	0	2,737
187	5	740	120	36	8	8	80	25	0	8	3,385
187	5	740	120	36	8	8	80	25	0	8	3,385
139	6	437	147	33	0	7	39	28	0	52	2,829
139	6	437	147	33	0	7	39	28	0	52	2,829
139	6	437	147	33	0	7	39	28	0	52	2,829
94	6	365	142	0	17	12	69	32	0	9	3,370
94	6	365	142	0	17	12	69	32	0	9	3,370
94	6	365	142	0	17	12	69	32	0	9	3,370
85	5	506	126	2	0	4	60	20	0	5	2,482

- - - CRIMINAL - - -

	CF	CM	PC1	MC	IF	OV	JC	JD	JS	JP	JM
PERRY											
TOTAL-COURTS OF RECORD:	142	299	2	0	1,130	0	11	17	1	4	63
TELL CITY CITY	0	141	0	0	255	0	0	0	0	0	0
TOTAL-CITY AND TOWN:	0	141	0	0	255	0	0	0	0	0	0
GRAND TOTAL:	142	440	2	0	1,385	0	11	17	1	4	63
PIKE											
CIRCUIT	105	267	5	322	922	0	16	10	25	11	4
TOTAL-COURTS OF RECORD:	105	267	5	322	922	0	16	10	25	11	4
GRAND TOTAL:	105	267	5	322	922	0	16	10	25	11	4
PORTER											
CIRCUIT, SUP 1 & 2	152	0	2	12	0	0	136	327	0	204	19
SUPERIOR 3	284	1,569	49	4	7,261	44	0	0	0	0	0
SUPERIOR 4	269	2,000	61	147	9,157	0	0	0	0	0	0
TOTAL-COURTS OF RECORD:	705	3,569	112	163	16,418	44	136	327	0	204	19
CHESTERTON TOWN	0	30	9	0	561	31	0	0	0	0	0
TO BE ABOLISHED 12-31-91											
TOTAL-CITY AND TOWN:	0	30	9	0	561	31	0	0	0	0	0
GRAND TOTAL:	705	3,599	121	163	16,979	75	136	327	0	204	19
POSEY											
CIRCUIT	34	0	0	0	0	0	5	36	16	15	0
COUNTY	67	618	2	0	2,289	1	0	0	0	0	0
TOTAL-COURTS OF RECORD:	101	618	2	0	2,289	1	5	36	16	15	0
GRAND TOTAL:	101	618	2	0	2,289	1	5	36	16	15	0
PULASKI											
CIRCUIT	37	3	0	0	0	0	1	48	6	69	13
COUNTY	101	348	0	0	1,099	0	0	0	0	0	0
TOTAL-COURTS OF RECORD:	138	351	0	0	1,099	0	1	48	6	69	13
GRAND TOTAL:	138	351	0	0	1,099	0	1	48	6	69	13
PUTNAM											
CIRCUIT	45	0	1	35	0	0	13	136	13	38	0
COUNTY	161	733	1	0	2,051	1	0	0	0	0	0
TOTAL-COURTS OF RECORD:	206	733	2	35	2,051	1	13	136	13	38	0
GRAND TOTAL:	206	733	2	35	2,051	1	13	136	13	38	0
RANDOLPH											
CIRCUIT	18	0	3	2	0	0	78	69	6	19	39
SUPERIOR	120	778	0	0	10	0	0	0	0	0	0
TOTAL-COURTS OF RECORD:	138	778	3	2	10	0	78	69	6	19	39
WINCHESTER CITY	0	2	0	0	1,583	58	0	0	0	0	0
UNION CITY	0	49	0	0	1,180	56	0	0	0	0	0
TOTAL-CITY AND TOWN:	0	51	0	0	2,763	114	0	0	0	0	0
GRAND TOTAL:	138	829	3	2	2,773	114	78	69	6	19	39
RIPLEY											
CIRCUIT	119	744	0	32	1	0	15	9	0	23	76
TOTAL-COURTS OF RECORD:	119	744	0	32	1	0	15	9	0	23	76
BATESVILLE CITY	0	48	5	0	1,696	85	0	0	0	0	0
VERSAILLES TOWN	0	5	0	0	2,147	0	0	0	0	0	0

55

[illegible]

- - - CRIMINAL - - -

	CF	CM	PC1	MC	IF	OV	JC	JD	JS	JP	JM
RIPLEY											
TOTAL-CITY AND TOWN:	0	53	5	0	3,843	85	0	0	0	0	0
GRAND TOTAL:	119	797	5	32	3,844	85	15	9	0	23	76
RUSH											
CIRCUIT	55	1	2	7	0	0	10	29	0	34	60
COUNTY	148	507	33	7	1,485	6	0	0	0	0	0
TOTAL-COURTS OF RECORD:	203	508	35	14	1,485	6	10	29	0	34	60
GRAND TOTAL:	203	508	35	14	1,485	6	10	29	0	34	60
ST. JOSEPH											
CIRCUIT	6	0	0	0	0	0	0	0	0	0	0
SUPERIOR	1,230	10,122	22	0	13,839	369	0	0	0	0	0
PROBATE	0	0	0	0	0	0	186	631	6	751	19
TOTAL-COURTS OF RECORD:	1,236	10,122	22	0	13,839	369	186	631	6	751	19
WALKERTON TOWN	0	100	0	0	268	140	0	0	0	0	0
TOTAL-CITY AND TOWN:	0	100	0	0	268	140	0	0	0	0	0
GRAND TOTAL:	1,236	10,222	22	0	14,107	509	186	631	6	751	19
SCOTT											
CIRCUIT	60	3	1	3	0	0	32	31	0	46	22
COUNTY	183	745	29	0	1,631	35	0	0	0	0	0
TOTAL-COURTS OF RECORD:	243	748	30	3	1,631	35	32	31	0	46	22
GRAND TOTAL:	243	748	30	3	1,631	35	32	31	0	46	22
SHELBY											
CIRCUIT	0	0	1	0	0	0	0	0	0	0	0
SUPERIOR 1	124	18	2	30	1	0	14	96	28	69	124
SUPERIOR 2	175	1,010	2	9	3,197	0	0	0	0	0	0
TOTAL-COURTS OF RECORD:	299	1,028	5	39	3,198	0	14	96	28	69	124
GRAND TOTAL:	299	1,028	5	39	3,198	0	14	96	28	69	124
SPENCER											
CIRCUIT	113	451	4	0	3,059	0	3	4	0	15	0
TOTAL-COURTS OF RECORD:	113	451	4	0	3,059	0	3	4	0	15	0
ROCKPORT CITY	0	33	0	0	110	0	0	0	0	0	0
TOTAL-CITY AND TOWN:	0	33	0	0	110	0	0	0	0	0	0
GRAND TOTAL:	113	484	4	0	3,169	0	3	4	0	15	0
STARKE											
CIRCUIT	227	7	4	2	0	0	9	27	0	49	1
TOTAL-COURTS OF RECORD:	227	7	4	2	0	0	9	27	0	49	1
KNOX CITY - CITY	0	1,104	0	0	1,888	0	0	0	0	0	0
TOTAL-CITY AND TOWN:	0	1,104	0	0	1,888	0	0	0	0	0	0
GRAND TOTAL:	227	1,111	4	2	1,888	0	9	27	0	49	1
STEBEN											
CIRCUIT	61	3	0	16	0	0	27	38	5	61	11
SUPERIOR	227	694	0	6	2,061	0	0	0	0	0	0
TOTAL-COURTS OF RECORD:	288	697	0	22	2,061	0	27	38	5	61	11
FREMONT TOWN	0	600	0	0	8,026	489	0	0	0	0	0
TOTAL-CITY AND TOWN:	0	600	0	0	8,026	489	0	0	0	0	0
GRAND TOTAL:	288	1,297	0	22	10,087	489	27	38	5	61	11
SULLIVAN											
CIRCUIT	26	8	0	0	0	0	11	10	0	12	0

NEW FILINGS

57

- - - CIVIL - - -

CP	CT	SC	DR	RS	MH	AD	ES	GU	TR	MI	TOTAL
147	0	0	0	0	0	0	0	0	0	0	4,133
293	16	604	172	8	13	14	92	38	0	6	6,261
82	13	0	147	13	6	8	86	13	1	16	583
48	0	1,281	0	0	0	0	0	0	0	0	3,515
130	13	1,281	147	13	6	8	86	13	1	16	4,098
130	13	1,281	147	13	6	8	86	13	1	16	4,098
1,445	95	0	1,099	254	0	0	27	11	0	104	3,041
1,171	235	7,100	689	7	236	0	124	27	0	12	35,183
5	0	0	0	0	0	135	615	251	3	178	2,780
2,621	330	7,100	1,788	261	236	135	766	289	3	294	41,004
0	0	0	0	0	0	0	0	0	0	0	508
0	0	0	0	0	0	0	0	0	0	0	508
2,621	330	7,100	1,788	261	236	135	766	289	3	294	41,512
112	27	0	300	30	52	11	65	31	0	18	844
136	0	439	0	0	0	0	0	0	0	1	3,199
248	27	439	300	30	52	11	65	31	0	19	4,043
248	27	439	300	30	52	11	65	31	0	19	4,043
84	6	0	50	14	2	17	139	41	9	17	380
118	23	0	215	1	9	10	13	25	0	8	928
102	2	1,514	92	0	6	1	0	7	0	26	6,143
304	31	1,514	357	15	17	28	152	73	9	51	7,451
304	31	1,514	357	15	17	28	152	73	9	51	7,451
110	13	372	142	26	8	6	74	22	0	1	4,423
110	13	372	142	26	8	6	74	22	0	1	4,423
0	0	0	0	0	0	0	0	0	0	0	143
0	0	0	0	0	0	0	0	0	0	0	143
110	13	372	142	26	8	6	74	22	0	1	4,566
303	53	535	189	35	16	6	87	26	0	9	1,585
303	53	535	189	35	16	6	87	26	0	9	1,585
0	0	0	0	0	0	0	0	0	0	0	2,992
0	0	0	0	0	0	0	0	0	0	0	2,992
303	53	535	189	35	16	6	87	26	0	9	4,577
122	33	0	119	56	31	16	107	24	0	21	751
104	16	1,365	103	0	12	0	0	0	0	13	4,601
226	49	1,365	222	56	43	16	107	24	0	34	5,352
0	0	0	0	0	0	0	0	0	0	0	9,115
0	0	0	0	0	0	0	0	0	0	0	9,115
226	49	1,365	222	56	43	16	107	24	0	34	14,467
69	4	0	86	23	6	14	93	24	0	27	413

NEW FILINGS

59

--- CIVIL ---

CP	CT	SC	DR	RS	MH	AD	ES	CU	TR	MI	TOTAL
76	5	461	77	0	0	0	0	0	0	16	3,756
145	9	461	163	23	6	14	93	24	0	43	4,169
145	9	461	163	23	6	14	93	24	0	43	4,169
13	6	0	23	19	0	0	4	1	0	2	68
43	8	185	68	1	1	4	13	5	0	22	1,122
56	14	185	91	20	1	4	17	6	0	24	1,190
56	14	185	91	20	1	4	17	6	0	24	1,190
564	19	0	148	0	70	64	347	110	5	124	1,469
249	22	0	402	186	8	0	0	0	0	1	978
173	11	0	356	0	8	0	0	0	0	11	649
0	0	0	0	6	0	0	0	0	0	0	399
0	0	5,068	0	0	0	0	0	0	0	0	5,630
454	0	0	0	0	0	0	0	0	0	0	16,437
1,440	52	5,068	906	192	86	64	347	110	5	136	25,562
0	0	0	0	0	0	0	0	0	0	0	2,291
0	0	0	0	0	0	0	0	0	0	0	2,291
1,440	52	5,068	906	192	86	64	347	110	5	136	27,853
104	6	199	89	3	9	8	79	15	3	12	718
104	6	199	89	3	9	8	79	15	3	12	718
0	0	0	0	0	0	0	0	0	0	0	2,300
0	0	0	0	0	0	0	0	0	0	0	2,175
0	0	0	0	0	0	0	0	0	0	0	4,475
104	6	199	89	3	9	8	79	15	3	12	5,193
71	10	177	66	2	0	2	31	9	0	20	2,730
71	10	177	66	2	0	2	31	9	0	20	2,730
71	10	177	66	2	0	2	31	9	0	20	2,730
70	39	0	0	0	0	0	0	0	0	200	1,072
1,336	427	8,638	1,838	0	114	68	283	180	12	940	38,018
1,406	466	8,638	1,838	0	114	68	283	180	12	1,140	39,090
1,406	466	8,638	1,838	0	114	68	283	180	12	1,140	39,090
106	17	424	281	2	1	9	78	23	0	31	1,951
106	17	424	281	2	1	9	78	23	0	31	1,951
0	0	0	0	0	0	0	0	0	0	0	2,578
0	0	0	0	0	0	0	0	0	0	0	2,578
106	17	424	281	2	1	9	78	23	0	31	4,529
129	36	0	210	87	0	51	0	0	0	148	1,784
285	159	0	227	55	0	2	0	0	0	19	995
64	57	0	458	1	163	0	172	69	0	5	989

- - - CRIMINAL - - -

	CF	CM	PC1	MC	IF	OV	JC	JD	JS	JP	JM
VIGO											
SUPERIOR 3	0	0	0	0	0	0	0	0	0	0	0
SUPERIOR JURIS OF CIRCUIT CT.											
COUNTY 4	18	269	0	3	0	2	0	0	0	0	0
COUNTY 5	409	1,308	17	139	16	1	0	0	0	0	0
TOTAL-COURTS OF RECORD:	807	1,629	50	182	18	3	80	358	99	318	13
TERRE HAUTE CITY	0	3,104	0	0	11,312	64	0	0	0	0	0
TOTAL-CITY AND TOWN:	0	3,104	0	0	11,312	64	0	0	0	0	0
GRAND TOTAL:	803	4,733	50	182	11,330	67	80	358	99	318	13
WABASH											
CIRCUIT	87	2	0	5	0	0	15	91	81	108	75
COUNTY	55	1,079	2	0	1,980	0	0	0	0	0	0
TOTAL-COURTS OF RECORD:	142	1,081	2	5	1,980	0	15	91	81	108	75
WABASH CITY	0	0	0	0	550	0	0	0	0	0	0
N. MANCHESTER TOWN	0	0	0	0	129	9	0	0	0	0	0
TOTAL-CITY AND TOWN:	0	0	0	0	679	9	0	0	0	0	0
GRAND TOTAL:	142	1,081	2	5	2,659	9	15	91	81	108	75
WARREN											
CIRCUIT	75	194	11	6	1,478	1	7	7	5	15	13
TOTAL-COURTS OF RECORD:	75	194	11	6	1,478	1	7	7	5	15	13
GRAND TOTAL:	75	194	11	6	1,478	1	7	7	5	15	13
WARRICK											
CIRCUIT	134	0	0	2	0	0	24	83	0	8	1
SUPERIOR	130	1,383	1	464	5,484	14	2	4	0	50	0
TOTAL-COURTS OF RECORD:	264	1,383	1	466	5,484	14	26	87	0	58	1
GRAND TOTAL:	264	1,383	1	466	5,484	14	26	87	0	58	1
WASHINGTON											
CIRCUIT	236	633	6	47	1,361	0	47	52	0	25	162
SUPERIOR	0	0	0	0	0	0	0	0	0	0	0
TOTAL-COURTS OF RECORD:	236	633	6	47	1,361	0	47	52	0	25	162
GRAND TOTAL:	236	633	6	47	1,361	0	47	52	0	25	162
WAYNE											
CIRCUIT	121	0	2	25	0	0	17	42	2	104	44
SUPERIOR 1	118	0	0	6	0	0	21	26	2	108	36
SUPERIOR 2	109	0	0	3	0	0	26	22	3	150	16
SUPERIOR 3	169	2,187	46	24	10,032	289	76	73	4	0	38
TOTAL-COURTS OF RECORD:	517	2,187	48	58	10,032	289	140	163	11	362	134
HAGERSTOWN TOWN	0	5	0	0	412	1	0	0	0	0	0
TOTAL-CITY AND TOWN:	0	5	0	0	412	1	0	0	0	0	0
GRAND TOTAL:	517	2,192	48	58	10,444	290	140	163	11	362	134
WELLS											
CIRCUIT	60	9	3	30	0	0	25	40	10	33	108
SUPERIOR	151	518	0	22	281	0	0	0	0	0	0
TOTAL-COURTS OF RECORD:	211	527	3	52	281	0	25	40	10	33	108
BLUFFTON CITY	0	0	0	0	1,777	30	0	0	0	0	0
TOTAL-CITY AND TOWN:	0	0	0	0	1,777	30	0	0	0	0	0
GRAND TOTAL:	211	527	3	52	2,058	30	25	40	10	33	108
WHITE											
CIRCUIT	2	0	0	0	0	0	16	38	5	18	22

NEW FILINGS

61

--- CIVIL ---

CP	CT	SC	DR	RS	MH	AD	ES	GU	TR	MI	TOTAL
0	0	0	0	0	0	0	173	68	0	0	241
133	1	1,898	0	0	0	0	0	0	0	268	2,592
184	5	1,915	0	0	0	0	0	0	0	9	4,003
795	258	3,813	895	143	163	53	345	137	0	449	10,604
0	0	0	0	0	0	0	0	0	0	0	14,480
0	0	0	0	0	0	0	0	0	0	0	14,480
795	258	3,813	895	143	163	53	345	137	0	449	25,084
229	19	0	273	30	22	21	152	39	2	25	1,276
25	0	1,436	0	0	0	0	0	0	0	0	4,577
254	19	1,436	273	30	22	21	152	39	2	25	5,853
0	0	577	0	0	0	0	0	0	0	0	1,127
0	0	0	0	0	0	0	0	0	0	0	138
0	0	577	0	0	0	0	0	0	0	0	1,265
254	19	2,013	273	30	22	21	152	39	2	25	7,118
53	6	111	67	3	4	3	41	9	1	6	2,116
53	6	111	67	3	4	3	41	9	1	6	2,116
53	6	111	67	3	4	3	41	9	1	6	2,116
154	30	0	194	65	42	16	78	42	2	5	880
126	2	1,216	123	0	0	3	32	17	1	0	9,052
280	32	1,216	317	65	42	19	110	59	3	5	9,932
280	32	1,216	317	65	42	19	110	59	3	5	9,932
60	1	24	40	3	16	15	29	17	0	4	2,778
210	8	807	178	86	10	0	74	20	0	10	1,403
270	9	831	218	89	26	15	103	37	0	14	4,181
270	9	831	218	89	26	15	103	37	0	14	4,181
134	28	0	195	118	18	12	75	11	0	25	973
131	37	0	293	18	46	15	125	37	6	21	1,046
49	14	0	140	26	23	1	44	5	0	6	637
42	0	2,021	0	0	0	0	0	0	0	11	15,012
356	79	2,021	628	162	87	28	244	53	6	63	17,668
0	0	0	0	0	0	0	0	0	0	0	418
0	0	0	0	0	0	0	0	0	0	0	418
356	79	2,021	628	162	87	28	244	53	6	63	18,086
51	7	0	74	0	17	12	94	18	1	25	617
42	2	444	132	15	5	0	0	0	0	50	1,662
93	9	444	206	15	22	12	94	18	1	75	2,279
0	0	0	0	0	0	0	0	0	0	0	1,807
0	0	0	0	0	0	0	0	0	0	0	1,807
93	9	444	206	15	22	12	94	18	1	75	4,086
130	26	0	212	21	16	9	109	21	2	8	655

--- CRIMINAL ---

	CF	CM	PC1	MC	IF	OV	JC	JD	JS	JP	JM
WHITE											
SUPERIOR	155	622	3	0	4,108	0	0	0	0	0	0
TOTAL-COURTS OF RECORD:	157	622	3	0	4,108	0	16	38	5	18	22
MONON TOWN	0	0	0	0	0	0	0	0	0	0	0
TOTAL-CITY AND TOWN:	0	0	0	0	0	0	0	0	0	0	0
GRAND TOTAL:	157	622	3	0	4,108	0	16	38	5	18	22
WHITLEY											
CIRCUIT	53	115	0	0	0	0	7	41	2	36	0
SUPERIOR	117	559	9	0	4,503	0	0	0	0	0	0
TOTAL-COURTS OF RECORD:	170	674	9	0	4,503	0	7	41	2	36	0
GRAND TOTAL:	170	674	9	0	4,503	0	7	41	2	36	0

NEW FILINGS

63

--- CIVIL ---

CP	CT	SC	DR	RS	MH	AD	ES	GU	TR	MI	TOTAL
49	1	506	0	0	0	0	0	0	0	0	5,444
179	27	506	212	21	16	9	109	21	2	8	6,099
0	0	0	0	0	0	0	0	0	0	0	0
0	0	0	0	0	0	0	0	0	0	0	0
179	27	506	212	21	16	9	109	21	2	8	6,099
98	12	0	188	42	3	12	101	19	0	22	751
37	1	982	22	0	1	1	0	0	0	2	6,234
135	13	982	210	42	4	13	101	19	0	24	6,985
135	13	982	210	42	4	13	101	19	0	24	6,985

NEW FILINGS

64

- - - CRIMINAL - - -

	CF	CM	PC1	MC	IF	OV	JC	JD	JS	JP	JM
TOTALS FOR SUPERIOR AND CIRCUIT COURTS	29,098	82,509	1,231	2,623	244,526	22,118	5,147	16,169	3,255	14,057	8,917
TOTALS FOR COUNTY AND MUNICIPAL COURTS	12,492	59,097	318	1,568	194,538	13,340	0	0	0	1	0
TOTALS FOR SMALL CLAIM COURTS	0	0	0	0	0	0	0	0	0	0	0
TOTALS FOR CITY AND TOWN COURTS	0	51,880	144	1,803	154,646	12,032	0	0	0	0	0
TOTALS FOR ALL COURTS	41,590	193,486	1,693	5,994	593,710	47,490	5,147	16,169	3,255	14,058	8,917

NEW FILINGS

65

--- CIVIL ---

CP	CT	SC	DR	RS	MH	AD	ES	GU	TR	MI	TOTAL
50,497	7,910	103,786	47,156	6,693	4,285	3,246	17,555	6,422	233	8,612	686,045
13,128	437	48,462	1	0	706	0	0	0	0	2,899	346,987
0	0	73,405	0	0	0	0	0	0	0	14	73,419
14,581	0	577	0	0	9	0	0	0	38	38	235,710
78,206	8,347	226,230	47,157	6,693	5,000	3,246	17,555	6,422	233	11,563	1,342,161

CASES DISPOSED

66

- - - CRIMINAL - - -

	CF	CM	PC1	MC	IF	OV	JC	JD	JS	JP	JM
ADAMS											
CIRCUIT	52	19	17	1	0	0	18	91	26	25	1
SUPERIOR	123	378	10	0	1,910	75	0	0	0	0	0
TOTAL-COURTS OF RECORD:	175	397	27	1	1,910	75	18	91	26	25	1
GRAND TOTAL:	175	397	27	1	1,910	75	18	91	26	25	1
ALLEN											
CIRCUIT	310	14	11	53	0	0	0	0	0	0	0
SUPERIOR	749	6,971	60	4	17,966	9,050	529	604	76	900	3,360
TOTAL-COURTS OF RECORD:	1,059	6,985	71	57	17,966	9,050	529	604	76	900	3,360
GRAND TOTAL:	1,059	6,985	71	57	17,966	9,050	529	604	76	900	3,360
BARTHOLOMEW											
CIRCUIT	122	0	3	12	0	0	75	121	0	131	88
SUPERIOR 1	126	8	5	12	0	0	0	0	0	0	0
SUPERIOR 2	218	2,716	1	3	6,193	39	0	0	0	0	0
TOTAL-COURTS OF RECORD:	466	2,724	9	27	6,193	39	75	121	0	131	88
GRAND TOTAL:	466	2,724	9	27	6,193	39	75	121	0	131	88
BENTON											
CIRCUIT	51	62	2	10	527	2	2	9	2	2	0
TOTAL-COURTS OF RECORD:	51	62	2	10	527	2	2	9	2	2	0
GRAND TOTAL:	51	62	2	10	527	2	2	9	2	2	0
BLACKFORD											
CIRCUIT	16	14	2	0	0	0	8	13	0	16	0
COUNTY	77	189	0	0	12	6	0	0	0	0	0
TOTAL-COURTS OF RECORD:	93	203	2	0	12	6	8	13	0	16	0
MONTPELIER CITY	0	0	0	0	1,042	0	0	0	0	0	0
TOTAL-CITY AND TOWN:	0	0	0	0	1,042	0	0	0	0	0	0
GRAND TOTAL:	93	203	2	0	1,054	6	8	13	0	16	0
BOONE											
CIRCUIT	0	0	2	4	0	0	41	82	0	36	59
SUPERIOR 1	83	3	0	0	0	0	0	0	0	0	0
SUPERIOR 2	168	502	5	0	462	0	0	0	0	0	0
TOTAL-COURTS OF RECORD:	251	505	7	4	462	0	41	82	0	36	59
LEBANON CITY	0	143	0	0	504	107	0	0	0	0	0
THORNTOWN TOWN	0	64	0	0	1,996	16	0	0	0	0	0
ZIONSVILLE TOWN	0	6	0	0	671	242	0	0	0	0	0
JAMESTOWN TOWN	0	3	0	0	115	6	0	0	0	0	0
WHITESTOWN TOWN	0	0	0	0	22	253	0	0	0	0	0
TOTAL-CITY AND TOWN:	0	216	0	0	3,308	624	0	0	0	0	0
GRAND TOTAL:	251	721	7	4	3,770	624	41	82	0	36	59
BROWN											
CIRCUIT	66	284	4	10	943	0	9	29	1	0	9
TOTAL-COURTS OF RECORD:	66	284	4	10	943	0	9	29	1	0	9
GRAND TOTAL:	66	284	4	10	943	0	9	29	1	0	9
CARROLL											
CIRCUIT	30	10	1	22	39	0	0	0	0	3	1
SUPERIOR	97	456	0	8	2,035	1	1	35	5	21	57

CASES DISPOSED

67

--- CIVIL ---

CP	CT	SC	DR	RS	MH	AD	ES	GU	TR	MI	TOTAL
68	4	0	65	13	1	21	109	11	0	7	549
75	4	562	81	0	3	0	0	0	0	9	3,230
143	8	562	146	13	4	21	109	11	0	16	3,779
143	8	562	146	13	4	21	109	11	0	16	3,779
1,147	51	0	1,195	17	0	0	0	0	0	98	2,896
2,381	239	17,032	891	230	493	215	1,106	227	8	192	63,283
3,528	290	17,032	2,086	247	493	215	1,106	227	8	290	66,179
3,528	290	17,032	2,086	247	493	215	1,106	227	8	290	66,179
177	40	0	355	73	0	25	93	21	3	15	1,354
182	15	0	146	0	87	4	69	21	0	2	677
279	2	2,796	146	0	0	6	29	4	0	8	12,440
638	57	2,796	647	73	87	35	191	46	3	25	14,471
638	57	2,796	647	73	87	35	191	46	3	25	14,471
76	9	123	51	0	3	5	24	12	7	9	988
76	9	123	51	0	3	5	24	12	7	9	988
76	9	123	51	0	3	5	24	12	7	9	988
127	5	0	148	7	1	0	19	9	0	1	386
24	0	317	0	0	0	0	0	0	0	46	671
151	5	317	148	7	1	0	19	9	0	47	1,057
0	0	0	0	0	0	0	0	0	0	0	1,042
0	0	0	0	0	0	0	0	0	0	0	1,042
151	5	317	148	7	1	0	19	9	0	47	2,099
247	32	0	178	38	0	0	0	0	0	55	774
262	27	0	181	0	3	25	159	18	0	0	761
40	6	1,044	17	0	0	0	0	0	0	1	2,245
549	65	1,044	376	38	3	25	159	18	0	56	3,780
0	0	0	0	0	0	0	0	0	0	0	754
0	0	0	0	0	0	0	0	0	0	0	2,076
0	0	0	0	0	0	0	0	0	0	0	919
0	0	0	0	0	0	0	0	0	0	0	124
0	0	0	0	0	0	0	0	0	0	0	275
0	0	0	0	0	0	0	0	0	0	0	4,148
549	65	1,044	376	38	3	25	159	18	0	56	7,928
113	16	435	93	11	0	7	19	3	0	13	2,065
113	16	435	93	11	0	7	19	3	0	13	2,065
113	16	435	93	11	0	7	19	3	0	13	2,065
70	4	0	103	18	6	14	90	66	4	21	502
17	1	385	1	0	3	0	0	0	0	1	3,124

CASES DISPOSED

68

- - - CRIMINAL - - -

	CF	CM	PC1	MC	IF	OV	JC	JD	JS	JP	JM
CARROLL											
TOTAL-COURTS OF RECORD:	127	466	1	30	2,074	1	1	35	5	24	58
DELPHI CITY	0	0	0	0	755	0	0	0	0	0	0
BURLINGTON TOWN	0	0	0	0	257	0	0	0	0	0	0
TOTAL-CITY AND TOWN:	0	0	0	0	1,012	0	0	0	0	0	0
GRAND TOTAL:	127	466	1	30	3,086	1	1	35	5	24	58
CASS											
CIRCUIT	147	4	2	4	0	0	32	72	11	79	54
SUPERIOR	133	879	0	0	2,016	0	0	0	0	0	0
TOTAL-COURTS OF RECORD:	280	883	2	4	2,016	0	32	72	11	79	54
GRAND TOTAL:	280	883	2	4	2,016	0	32	72	11	79	54
CLARK											
CIRCUIT	93	0	0	19	0	0	0	0	0	8	0
SUPERIOR 1	60	1	0	0	0	0	3	80	18	36	615
SUPERIOR 2	12	0	0	0	0	0	45	0	0	11	17
COUNTY	662	484	0	0	12,127	0	0	0	0	0	0
TOTAL-COURTS OF RECORD:	827	485	0	19	12,127	0	48	80	18	55	632
CHARLESTOWN CITY	0	210	0	74	154	464	0	0	0	0	0
JEFFERSONVILLE CITY	0	1,167	17	0	426	188	0	0	0	0	0
CLARKSVILLE TOWN	0	688	0	0	826	2,175	0	0	0	0	0
TOTAL-CITY AND TOWN:	0	2,065	17	74	1,406	2,827	0	0	0	0	0
GRAND TOTAL:	827	2,550	17	93	13,533	2,827	48	80	18	55	632
CLAY											
CIRCUIT	68	2	21	0	0	0	62	47	25	87	0
SUPERIOR	101	398	3	0	2,856	0	0	0	0	0	0
TOTAL-COURTS OF RECORD:	169	400	24	0	2,856	0	62	47	25	87	0
GRAND TOTAL:	169	400	24	0	2,856	0	62	47	25	87	0
CLINTON											
CIRCUIT	41	0	1	1	0	0	27	34	14	55	16
SUPERIOR	84	521	0	0	2,073	0	0	0	0	0	0
TOTAL-COURTS OF RECORD:	125	521	1	1	2,073	0	27	34	14	55	16
FRANKFORT CITY	0	23	0	0	118	51	0	0	0	0	0
TOTAL-CITY AND TOWN:	0	23	0	0	118	51	0	0	0	0	0
GRAND TOTAL:	125	544	1	1	2,191	51	27	34	14	55	16
CRAWFORD											
CIRCUIT	149	294	24	0	770	0	6	5	0	10	0
TOTAL-COURTS OF RECORD:	149	294	24	0	770	0	6	5	0	10	0
GRAND TOTAL:	149	294	24	0	770	0	6	5	0	10	0
DAVIESS											
CIRCUIT	21	1	0	5	0	0	20	55	0	40	0
SUPERIOR	67	384	3	6	1,430	174	0	0	0	0	0
TOTAL-COURTS OF RECORD:	88	385	3	11	1,430	174	20	55	0	40	0
GRAND TOTAL:	88	385	3	11	1,430	174	20	55	0	40	0
DEARBORN											
CIRCUIT	64	0	0	4	0	0	18	159	0	38	0
COUNTY	183	553	19	36	642	0	0	0	0	0	0

69

- - - C I V I L - - -

CP	CT	SC	DR	RS	MH	AD	ES	GU	TR	MI	TOTAL
87	5	385	104	18	9	14	90	66	4	22	3,626
0	0	0	0	0	0	0	0	0	0	0	755
0	0	0	0	0	0	0	0	0	0	0	257
0	0	0	0	0	0	0	0	0	0	0	1,012
87	5	385	104	18	9	14	90	66	4	22	4,638
141	11	0	116	0	0	13	114	14	1	20	835
157	3	1,129	253	51	25	1	32	3	0	5	4,687
298	14	1,129	369	51	25	14	146	17	1	25	5,522
298	14	1,129	369	51	25	14	146	17	1	25	5,522
312	53	0	197	1	46	18	358	21	0	18	1,144
64	16	0	316	24	5	5	6	29	0	2	1,280
230	28	0	289	16	0	18	10	19	0	0	695
1,151	31	836	0	0	0	0	0	0	0	0	15,291
1,757	128	836	802	41	51	41	374	69	0	20	18,410
0	0	0	0	0	0	0	0	0	0	0	902
0	0	0	0	0	0	0	0	0	0	0	1,798
0	0	0	0	0	0	0	0	0	0	0	3,689
0	0	0	0	0	0	0	0	0	0	0	6,389
1,757	128	836	802	41	51	41	374	69	0	20	24,799
262	18	0	255	17	24	7	108	64	0	26	1,093
138	5	298	90	10	4	0	0	0	0	22	3,925
400	23	298	345	27	28	7	108	64	0	48	5,018
400	23	298	345	27	28	7	108	64	0	48	5,018
92	31	0	107	35	2	0	124	9	3	23	615
116	5	662	79	0	5	0	8	0	0	3	3,556
208	36	662	186	35	7	0	132	9	3	26	4,171
0	0	0	0	0	0	0	0	0	0	0	192
0	0	0	0	0	0	0	0	0	0	0	192
208	36	662	186	35	7	0	132	9	3	26	4,363
103	7	210	127	14	4	6	20	6	0	2	1,757
103	7	210	127	14	4	6	20	6	0	2	1,757
103	7	210	127	14	4	6	20	6	0	2	1,757
54	23	0	119	0	26	9	114	10	0	22	519
77	1	685	17	0	0	0	0	0	0	0	2,844
131	24	685	136	0	26	9	114	10	0	22	3,363
131	24	685	136	0	26	9	114	10	0	22	3,363
125	33	0	300	6	0	6	125	10	1	5	894
25	1	1,183	0	0	0	0	0	0	0	21	2,663

--- CRIMINAL ---

	CF	CM	PC1	MC	IF	OV	JC	JD	JS	JP	JM
DEARBORN											
TOTAL-COURTS OF RECORD:	247	553	19	40	642	0	18	159	0	38	0
AURORA CITY	0	136	0	1	3,124	0	0	0	0	0	0
LAWRENCEBURG CITY	0	626	0	421	2,050	10	0	0	0	0	0
TOTAL-CITY AND TOWN:	0	762	0	422	5,174	10	0	0	0	0	0
GRAND TOTAL:	247	1,315	19	462	5,816	10	18	159	0	38	0
DECATUR											
CIRCUIT	36	13	0	0	0	0	8	27	0	24	55
COUNTY	50	491	8	0	2,200	30	0	0	0	0	0
TOTAL-COURTS OF RECORD:	86	504	8	0	2,200	30	8	27	0	24	55
GRAND TOTAL:	86	504	8	0	2,200	30	8	27	0	24	55
DEKALB											
CIRCUIT	142	32	0	24	0	0	95	147	40	15	1
SUPERIOR	82	706	0	0	3,818	0	0	14	63	2	0
TOTAL-COURTS OF RECORD:	224	738	0	24	3,818	0	95	161	103	17	1
BUTLER CITY	0	0	0	0	48	0	0	0	0	0	0
TOTAL-CITY AND TOWN:	0	0	0	0	48	0	0	0	0	0	0
GRAND TOTAL:	224	738	0	24	3,866	0	95	161	103	17	1
DELAWARE											
CIRCUIT	63	3	1	12	0	0	0	39	0	43	0
SUPERIOR 1	49	0	1	0	0	0	10	0	0	1	0
SUPERIOR 2	103	0	0	0	1	0	59	57	0	16	0
SUPERIOR 3	172	657	74	0	332	0	0	0	0	0	0
SUPERIOR 4	141	656	0	1	510	8	0	0	0	0	0
TOTAL-COURTS OF RECORD:	528	1,316	76	13	843	8	69	96	0	60	0
MUNCIE CITY	0	1,690	0	0	1,506	1,408	0	0	0	0	0
YORKTOWN TOWN	0	0	0	0	7,210	0	0	0	0	0	0
TOTAL-CITY AND TOWN:	0	1,690	0	0	8,716	1,408	0	0	0	0	0
GRAND TOTAL:	528	3,006	76	13	9,559	1,416	69	96	0	60	0
DUBOIS											
CIRCUIT	95	123	0	1	7	0	9	30	9	10	1
SUPERIOR	90	660	0	21	3,122	0	0	0	0	0	0
TOTAL-COURTS OF RECORD:	185	783	0	22	3,129	0	9	30	9	10	1
GRAND TOTAL:	185	783	0	22	3,129	0	9	30	9	10	1
ELKHART											
CIRCUIT	123	3	0	0	0	0	172	554	0	11	329
SUPERIOR 1	98	0	1	0	0	0	0	0	0	0	0
SUPERIOR 2	144	0	0	0	0	0	22	0	0	215	0
SUPERIOR 3	140	0	0	0	0	0	0	0	0	3	0
COUNTY - ELKHART	430	31	0	552	11	0	0	0	0	0	0
COUNTY - GOSHEN	464	894	6	378	6,559	967	0	0	0	0	0
TOTAL-COURTS OF RECORD:	1,399	928	7	930	6,570	967	194	554	0	229	329
ELKHART CITY	0	4,192	39	4	6,110	66	0	0	0	0	0
GOSHEN CITY	0	1,050	15	0	4,934	306	0	0	0	0	0
NAPPANEE CITY	0	167	0	0	466	6	0	0	0	0	0
TOTAL-CITY AND TOWN:	0	5,409	54	4	11,510	378	0	0	0	0	0
GRAND TOTAL:	1,399	6,337	61	934	18,080	1,345	194	554	0	229	329
FAYETTE											
CIRCUIT	87	13	1	12	0	0	83	116	49	52	5

CASES DISPOSED

71

--- CIVIL ---

CP	CT	SC	DR	RS	MH	AD	ES	GU	TR	MI	TOTAL
150	34	1,183	300	6	0	6	125	10	1	26	3,557
0	0	0	0	0	0	0	0	0	0	0	3,261
0	0	0	0	0	0	0	0	0	0	30	3,137
0	0	0	0	0	0	0	0	0	0	30	6,398
150	34	1,183	300	6	0	6	125	10	1	56	9,955
198	19	0	188	15	1	13	91	30	2	17	737
9	0	564	0	0	0	0	0	0	0	61	3,413
207	19	564	188	15	1	13	91	30	2	78	4,150
207	19	564	188	15	1	13	91	30	2	78	4,150
123	30	0	150	2	9	15	50	21	2	50	948
78	8	1,035	131	2	6	3	47	1	2	6	6,004
201	38	1,035	281	4	15	18	97	22	4	56	6,952
0	0	0	0	0	0	0	0	0	0	0	48
0	0	0	0	0	0	0	0	0	0	0	48
201	38	1,035	281	4	15	18	97	22	4	56	7,000
194	17	0	144	2	1	22	193	25	6	33	798
104	7	1	28	0	0	1	10	3	1	0	216
162	6	0	36	0	119	13	34	14	1	2	623
112	7	1,932	233	0	0	0	0	0	0	0	3,519
244	4	1,700	180	0	0	0	0	0	0	0	3,444
816	41	3,633	621	2	120	36	237	42	8	35	8,600
0	0	0	0	0	0	0	0	0	0	0	4,604
0	0	0	0	0	0	0	0	0	0	0	7,210
0	0	0	0	0	0	0	0	0	0	0	11,814
816	41	3,633	621	2	120	36	237	42	8	35	20,414
98	30	0	155	0	0	6	83	18	0	19	694
41	8	787	59	0	10	0	0	0	0	2	4,800
139	38	787	214	0	10	6	83	18	0	21	5,494
139	38	787	214	0	10	6	83	18	0	21	5,494
280	68	0	364	0	37	25	154	36	0	42	2,198
294	24	0	236	25	0	6	18	22	0	29	753
374	27	0	446	0	57	60	117	22	1	82	1,567
209	37	0	254	113	70	5	51	3	0	15	900
185	0	4,360	0	0	0	0	0	0	0	33	5,602
162	6	1,709	0	0	10	0	0	0	0	17	11,172
1,504	162	6,069	1,300	138	174	96	340	83	1	218	22,192
0	0	0	0	0	0	0	0	0	0	0	10,411
9	0	0	0	0	9	0	0	0	0	0	6,323
0	0	0	0	0	0	0	0	0	0	0	639
9	0	0	0	0	9	0	0	0	0	0	17,373
1,513	162	6,069	1,300	138	183	96	340	83	1	218	39,565
203	43	0	226	5	40	16	70	17	4	17	1,059

CASES DISPOSED

72

- - - CRIMINAL - - -

	CF	CM	PC1	MC	IF	OV	JC	JD	JS	JP	JM
FAYETTE											
SUPERIOR	105	496	1	4	1,661	0	0	0	0	0	0
TOTAL-COURTS OF RECORD:	192	509	2	16	1,661	0	83	116	49	52	5
GRAND TOTAL:	192	509	2	16	1,661	0	83	116	49	52	5
FLOYD											
CIRCUIT	97	11	0	7	0	0	75	82	0	95	43
SUPERIOR	132	3	25	0	0	0	0	0	0	0	0
COUNTY	176	2,277	0	54	4,500	0	0	0	0	0	0
TOTAL-COURTS OF RECORD:	405	2,291	25	61	4,500	0	75	82	0	95	43
GRAND TOTAL:	405	2,291	25	61	4,500	0	75	82	0	95	43
FOUNTAIN											
CIRCUIT	137	291	0	4	657	0	11	7	2	4	139
TOTAL-COURTS OF RECORD:	137	291	0	4	657	0	11	7	2	4	139
ATTICA CITY	0	186	0	0	3,890	6	0	0	0	0	0
TOTAL-CITY AND TOWN:	0	186	0	0	3,890	6	0	0	0	0	0
GRAND TOTAL:	137	477	0	4	4,547	6	11	7	2	4	139
FRANKLIN											
CIRCUIT	130	858	17	0	1,400	0	11	0	0	30	0
TOTAL-COURTS OF RECORD:	130	858	17	0	1,400	0	11	0	0	30	0
GRAND TOTAL:	130	858	17	0	1,400	0	11	0	0	30	0
FULTON											
CIRCUIT	87	3	0	18	0	0	4	15	0	8	44
COUNTY	37	501	0	0	2,546	0	0	0	0	0	0
TOTAL-COURTS OF RECORD:	124	504	0	18	2,546	0	4	15	0	8	44
GRAND TOTAL:	124	504	0	18	2,546	0	4	15	0	8	44
GIBSON											
CIRCUIT	63	0	0	1	0	0	19	2	0	43	35
SUPERIOR	89	859	11	0	5,858	3	0	0	0	0	0
TOTAL-COURTS OF RECORD:	152	859	11	1	5,858	3	19	2	0	43	35
GRAND TOTAL:	152	859	11	1	5,858	3	19	2	0	43	35
GRANT											
CIRCUIT	57	1	134	0	0	0	0	0	0	0	0
SUPERIOR 1	61	2	5	0	0	0	0	0	0	0	0
SUPERIOR 2	58	7	4	0	0	0	30	70	13	209	345
COUNTY	301	801	3	0	397	0	0	0	0	0	0
TOTAL-COURTS OF RECORD:	477	811	146	0	397	0	30	70	13	209	345
GAS CITY	0	212	0	0	4,111	3	0	0	0	0	0
MARION CITY	0	1,373	0	0	789	564	0	0	0	0	0
TOTAL-CITY AND TOWN:	0	1,585	0	0	4,900	567	0	0	0	0	0
GRAND TOTAL:	477	2,396	146	0	5,297	567	30	70	13	209	345
GREENE											
CIRCUIT	33	1	14	0	0	0	29	43	0	55	0
SUPERIOR	64	576	2	13	2,434	0	0	0	0	0	0
TOTAL-COURTS OF RECORD:	97	577	16	13	2,434	0	29	43	0	55	0
GRAND TOTAL:	97	577	16	13	2,434	0	29	43	0	55	0
HAMILTON											
CIRCUIT	44	1	0	140	0	0	27	241	53	49	2

CASES DISPOSED

73

--- CIVIL ---

CP	CT	SC	DR	RS	MH	AD	ES	GU	TR	MI	TOTAL
27	0	521	21	0	0	0	0	1	0	62	2,899
230	43	521	247	5	40	16	70	18	4	79	3,958
230	43	521	247	5	40	16	70	18	4	79	3,958
264	8	0	346	12	118	27	120	51	1	55	1,412
150	21	0	322	5	15	16	32	3	9	2	735
650	5	578	0	0	0	0	0	0	0	0	8,240
1,064	34	578	668	17	133	43	152	54	10	57	10,387
1,064	34	578	668	17	133	43	152	54	10	57	10,387
143	30	278	114	14	8	6	82	11	5	18	1,961
143	30	278	114	14	8	6	82	11	5	18	1,961
0	0	0	0	0	0	0	0	0	0	0	4,082
0	0	0	0	0	0	0	0	0	0	0	4,082
143	30	278	114	14	8	6	82	11	5	18	6,043
140	2	214	133	2	5	14	54	15	3	0	3,028
140	2	214	133	2	5	14	54	15	3	0	3,028
140	2	214	133	2	5	14	54	15	3	0	3,028
124	8	0	150	7	61	14	52	8	0	10	613
7	0	1,193	0	0	0	0	0	0	0	0	4,284
131	8	1,193	150	7	61	14	52	8	0	10	4,897
131	8	1,193	150	7	61	14	52	8	0	10	4,897
83	23	0	134	40	18	7	108	35	2	8	621
126	8	793	153	0	0	0	0	0	0	0	7,900
209	31	793	287	40	18	7	108	35	2	8	8,521
209	31	793	287	40	18	7	108	35	2	8	8,521
355	18	0	406	131	92	23	169	58	8	21	1,473
375	3	0	320	0	0	1	1	2	0	2	772
61	12	0	206	0	2	9	18	9	1	0	1,054
58	0	2,655	0	0	4	0	0	0	0	166	4,385
849	33	2,655	932	131	98	33	188	69	9	189	7,684
0	0	0	0	0	0	0	0	0	0	0	4,326
0	0	0	0	0	0	0	0	0	0	0	2,726
0	0	0	0	0	0	0	0	0	0	0	7,052
849	33	2,655	932	131	98	33	188	69	9	189	14,736
108	1	0	104	6	5	20	136	31	0	4	590
116	8	769	125	27	2	0	0	0	0	15	4,151
224	9	769	229	33	7	20	136	31	0	19	4,741
224	9	769	229	33	7	20	136	31	0	19	4,741
337	102	0	136	72	3	36	68	211	0	70	1,592

CASES DISPOSED

74

--- CRIMINAL ---

	CF	CM	PC1	MC	IF	OV	JC	JD	JS	JP	JM
HAMILTON											
SUPERIOR 1	74	2	0	47	0	0	0	0	0	3	1
SUPERIOR 2	54	1	1	19	0	0	0	3	0	6	1
SUPERIOR 3	85	7	0	14	0	0	1	18	3	17	6
COUNTY	317	985	22	1	3,425	2,102	0	0	0	0	0
TOTAL-COURTS OF RECORD:	574	996	23	221	3,425	2,102	28	262	56	75	10
CARMEL CITY	0	418	1	0	2,740	980	0	0	0	0	0
NOBLESVILLE CITY	0	628	0	1	921	153	0	0	0	0	0
TOTAL-CITY AND TOWN:	0	1,046	1	1	3,661	1,133	0	0	0	0	0
GRAND TOTAL:	574	2,042	24	222	7,086	3,235	28	262	56	75	10
HANCOCK											
CIRCUIT	22	0	0	0	0	0	3	11	1	46	23
SUPERIOR	42	1	3	1	0	0	11	10	0	3	21
COUNTY	382	1,202	3	7	4,014	0	0	0	0	0	0
TOTAL-COURTS OF RECORD:	446	1,203	6	8	4,014	0	14	21	1	49	44
GRAND TOTAL:	446	1,203	6	8	4,014	0	14	21	1	49	44
HARRISON											
CIRCUIT	55	5	0	11	0	0	12	46	10	33	5
COUNTY	142	609	0	0	1,992	0	0	0	0	0	0
TOTAL-COURTS OF RECORD:	197	614	0	11	1,992	0	12	46	10	33	5
GRAND TOTAL:	197	614	0	11	1,992	0	12	46	10	33	5
HENDRICKS											
CIRCUIT	250	0	0	0	0	0	34	397	0	79	1
SUPERIOR 1	151	0	0	0	0	0	0	0	0	0	0
SUPERIOR 2	265	1,502	20	0	1,671	67	0	0	0	0	0
TOTAL-COURTS OF RECORD:	666	1,502	20	0	1,671	67	34	397	0	79	1
PLAINFIELD TOWN	0	213	0	0	4,909	0	0	0	0	0	0
TOTAL-CITY AND TOWN:	0	213	0	0	4,909	0	0	0	0	0	0
GRAND TOTAL:	666	1,715	20	0	6,580	67	34	397	0	79	1
HENRY											
CIRCUIT	44	0	1	3	0	0	6	37	0	44	23
SUPERIOR	43	1	0	2	0	0	47	38	0	36	23
	101	1,114	0	0	1,839	0	0	0	0	0	0
TOTAL-COURTS OF RECORD:	188	1,115	1	5	1,839	0	53	75	0	80	46
KNIGHTSTOWN TOWN	0	382	0	0	2,732	0	0	0	0	0	0
TOTAL-CITY AND TOWN:	0	382	0	0	2,732	0	0	0	0	0	0
GRAND TOTAL:	188	1,497	1	5	4,571	0	53	75	0	80	46
HOWARD											
CIRCUIT	104	0	10	0	0	0	28	168	66	128	0
SUPERIOR 1	163	8	69	0	0	0	0	0	0	0	0
SUPERIOR 2	2	0	1	0	0	0	0	0	0	0	0
COUNTY	352	3,284	47	0	2,494	0	0	0	0	0	0
TOTAL-COURTS OF RECORD:	621	3,292	127	0	2,494	0	28	168	66	128	0
GRAND TOTAL:	621	3,292	127	0	2,494	0	28	168	66	128	0
HUNTINGTON											
CIRCUIT	58	1	0	0	0	0	33	128	0	73	0
SUPERIOR	158	911	0	112	4,128	44	0	0	0	0	0

CASES DISPOSED

75

- - - C I V I L - - -

CP	CT	SC	DR	RS	MH	AD	ES	GU	TR	MI	TOTAL
382	46	0	205	0	22	19	198	41	1	40	1,081
245	76	0	181	13	0	2	42	23	2	20	689
302	60	0	266	0	18	8	9	7	0	37	858
14	0	2,126	0	0	0	0	0	0	0	0	8,992
1,280	284	2,126	788	85	43	65	317	282	3	167	13,212
0	0	0	0	0	0	0	0	0	0	0	4,139
0	0	0	0	0	0	0	0	0	0	0	1,703
0	0	0	0	0	0	0	0	0	0	0	5,842
1,280	284	2,126	788	85	43	65	317	282	3	167	19,054
567	171	0	352	31	1	19	62	22	1	7	1,339
199	97	0	230	0	2	11	32	14	0	3	680
180	0	962	0	0	0	0	0	0	0	0	6,750
946	268	962	582	31	3	30	94	36	1	10	8,769
946	268	962	582	31	3	30	94	36	1	10	8,769
99	32	0	298	25	2	15	70	18	1	17	754
195	2	554	0	0	0	0	0	0	0	0	3,494
294	34	554	298	25	2	15	70	18	1	17	4,248
294	34	554	298	25	2	15	70	18	1	17	4,248
360	9	0	274	36	0	0	0	0	0	69	1,509
516	0	0	411	0	23	39	223	32	0	12	1,407
69	0	1,494	56	0	0	0	0	0	0	15	5,159
945	9	1,494	741	36	23	39	223	32	0	96	8,075
0	0	0	0	0	0	0	0	0	0	0	5,122
0	0	0	0	0	0	0	0	0	0	0	5,122
945	9	1,494	741	36	23	39	223	32	0	96	13,197
138	89	0	269	57	13	15	113	18	1	8	879
49	16	0	121	0	7	11	74	10	12	0	490
76	0	1,420	0	0	0	0	0	0	0	2	4,552
263	105	1,420	390	57	20	26	187	28	13	10	5,921
0	0	0	0	0	0	0	0	0	0	0	3,114
0	0	0	0	0	0	0	0	0	0	0	3,114
263	105	1,420	390	57	20	26	187	28	13	10	9,035
275	5	0	137	84	0	43	88	66	0	133	1,335
412	31	0	577	0	154	0	114	68	0	17	1,613
259	0	0	230	0	26	0	18	8	0	0	544
0	0	2,209	0	0	0	0	0	0	0	0	8,386
946	36	2,209	944	84	180	43	220	142	0	150	11,878
946	36	2,209	944	84	180	43	220	142	0	150	11,878
217	40	0	366	2	1	18	196	46	0	12	1,191
29	1	843	17	0	10	0	0	0	0	86	6,339

- - - CRIMINAL - - -

	CF	CM	PC1	MC	IF	OV	JC	JD	JS	JP	JM
HUNTINGTON											
TOTAL-COURTS OF RECORD:	216	912	0	112	4,128	44	33	128	0	73	0
ROANOKE TOWN	0	0	0	0	3,594	0	0	0	0	0	0
TOTAL-CITY AND TOWN:	0	0	0	0	3,594	0	0	0	0	0	0
GRAND TOTAL:	216	912	0	112	7,722	44	33	128	0	73	0
JACKSON											
CIRCUIT	218	0	6	0	0	0	28	176	12	46	8
SUPERIOR	0	1,231	0	0	11,186	0	0	0	0	0	0
TOTAL-COURTS OF RECORD:	218	1,231	6	0	11,186	0	28	176	12	46	8
GRAND TOTAL:	218	1,231	6	0	11,186	0	28	176	12	46	8
JASPER											
CIRCUIT	39	1	2	3	0	0	25	80	7	34	5
SUPERIOR 1	27	2,510	5	3	81	0	0	0	0	1	0
SUPERIOR 2	184	716	33	24	2,369	0	0	0	0	0	0
TOTAL-COURTS OF RECORD:	250	3,227	40	30	2,450	0	25	80	7	35	5
DEMOTTE TOWN	0	0	0	0	361	2	0	0	0	0	0
WHEATFIELD TOWN	0	0	0	0	37	1	0	0	0	0	0
TOTAL-CITY AND TOWN:	0	0	0	0	398	3	0	0	0	0	0
GRAND TOTAL:	250	3,227	40	30	2,848	3	25	80	7	35	5
JAY											
CIRCUIT	24	11	0	0	0	0	13	31	16	32	5
SUPERIOR	96	210	0	1	1	0	0	0	0	0	0
TOTAL-COURTS OF RECORD:	120	221	0	1	1	0	13	31	16	32	5
DUNKIRK CITY	0	12	0	0	238	0	0	0	0	0	0
PORTLAND CITY	0	307	0	0	2,277	25	0	0	0	0	0
TOTAL-CITY AND TOWN:	0	319	0	0	2,515	25	0	0	0	0	0
GRAND TOTAL:	120	540	0	1	2,516	25	13	31	16	32	5
JEFFERSON											
CIRCUIT	52	2	0	0	0	0	24	17	0	40	3
COUNTY	148	1,273	6	2	1,439	54	0	0	0	0	0
TOTAL-COURTS OF RECORD:	200	1,275	6	2	1,439	54	24	17	0	40	3
GRAND TOTAL:	200	1,275	6	2	1,439	54	24	17	0	40	3
JENNINGS											
CIRCUIT	110	71	0	2	0	0	10	33	0	33	3
TOTAL-COURTS OF RECORD:	110	71	0	2	0	0	10	33	0	33	3
NORTH VERNON CITY	0	626	0	0	1,494	0	0	0	0	0	0
TOTAL-CITY AND TOWN:	0	626	0	0	1,494	0	0	0	0	0	0
GRAND TOTAL:	110	697	0	2	1,494	0	10	33	0	33	3
JOHNSON											
CIRCUIT	130	13	4	11	0	0	13	1	4	31	0
SUPERIOR 1	111	167	0	2	0	0	2	0	0	1	0
SUPERIOR 2	207	361	5	20	45	0	0	0	0	1	0
TOTAL-COURTS OF RECORD:	448	541	9	33	45	0	15	1	4	33	0
FRANKLIN CITY	0	629	0	0	2,627	0	0	0	0	0	0
GREENWOOD CITY	0	652	0	0	2,857	11	0	0	0	0	0
NEW WHITELAND TOWN	0	475	0	0	3,895	144	0	0	0	0	0
TOTAL-CITY AND TOWN:	0	1,756	0	0	9,379	155	0	0	0	0	0

77

[illegible]

- - - CRIMINAL - - -

	CF	CM	PC1	MC	IF	OV	JC	JD	JS	JP	JM
JOHNSON											
GRAND TOTAL:	448	2,297	9	33	9,424	155	15	1	4	33	0
KNOX											
CIRCUIT	10	0	0	0	0	0	0	0	0	0	0
SUPERIOR 1	65	1	0	22	0	0	24	52	0	82	183
SUPERIOR 2	333	2,365	3	0	5,072	0	0	0	0	0	0
TOTAL-COURTS OF RECORD:	408	2,366	3	22	5,072	0	24	52	0	82	183
BICKNELL CITY	0	0	0	0	341	0	0	0	0	0	0
TOTAL-CITY AND TOWN:	0	0	0	0	341	0	0	0	0	0	0
GRAND TOTAL:	408	2,366	3	22	5,413	0	24	52	0	82	183
KOSCIUSKO											
CIRCUIT	55	1	1	13	0	0	0	0	0	0	0
SUPERIOR	203	2	0	2	0	0	26	74	0	135	0
COUNTY	13	1,593	7	7	3,808	0	0	0	0	0	0
TOTAL-COURTS OF RECORD:	271	1,596	8	22	3,808	0	26	74	0	135	0
GRAND TOTAL:	271	1,596	8	22	3,808	0	26	74	0	135	0
LAGRANGE											
CIRCUIT	94	13	0	13	0	0	19	23	0	9	0
SUPERIOR	147	432	0	3	2,320	4	0	0	0	0	0
TOTAL-COURTS OF RECORD:	241	445	0	16	2,320	4	19	23	0	9	0
GRAND TOTAL:	241	445	0	16	2,320	4	19	23	0	9	0
LAKE											
CIRCUIT	0	0	0	0	0	0	0	0	0	0	0
SUPERIOR, CIV. 1	0	0	0	0	0	0	0	0	0	0	0
SUPERIOR, CIV. 2	0	0	0	0	0	0	0	0	0	0	0
SUPERIOR, CIV. 3	0	0	0	0	0	0	0	0	0	0	0
SUPERIOR, CIV. 4	0	0	0	0	0	0	0	0	0	0	0
SUPERIOR, CIV. 5	0	0	0	0	0	0	0	0	0	0	0
SUPERIOR, JUV. DIV.	0	0	0	0	0	0	367	1,267	4	2,513	88
SUPERIOR, CRIM. 1	235	0	10	31	0	0	0	0	0	0	0
SUPERIOR, CRIM. 2	232	0	12	40	0	0	0	0	0	0	0
SUPERIOR, CRIM. 3	235	0	13	21	0	0	0	0	0	0	0
SUPERIOR, CRIM. 4	241	0	15	149	0	0	0	0	0	0	0
SUPERIOR 7	216	2,025	12	0	12,137	2,564	0	0	0	0	0
SUPERIOR 8	310	1,541	0	0	11,755	2,738	0	0	0	0	0
SUPERIOR 9	98	833	0	0	12,942	2,239	0	0	0	0	0
TOTAL-COURTS OF RECORD:	1,567	4,399	62	241	36,834	7,541	367	1,267	4	2,513	88
CROWN POINT CITY	0	217	0	0	1,183	490	0	0	0	0	0
EAST CHICAGO CITY	0	1,916	0	1,812	1,351	104	0	0	0	0	0
GARY CITY	0	9,025	0	0	15,335	2,728	0	0	0	0	0
4TH QTR CIVIL AVERAGED											
HAMMOND CITY	0	8,263	0	0	6,967	2,386	0	0	0	0	0
HOBART CITY	0	1,021	0	0	1,786	4	0	0	0	0	0
LAKE STATION CITY	0	442	6	0	862	28	0	0	0	0	0
WHITING CITY	0	171	0	0	187	5	0	0	0	0	0
TOTAL-CITY AND TOWN:	0	21,055	6	1,812	27,671	5,745	0	0	0	0	0
GRAND TOTAL:	1,567	25,454	68	2,053	64,505	13,286	367	1,267	4	2,513	88
LAPORTE											
CIRCUIT	97	0	0	0	0	0	8	53	0	40	115

CASES DISPOSED

79

--- CIVIL ---

CP	CT	SC	DR	RS	MH	AD	ES	GU	TR	MI	TOTAL
802	228	2,025	789	45	4	25	240	64	0	161	16,802
76	4	0	79	14	6	16	57	28	0	6	296
69	1	0	164	0	15	0	0	0	0	29	707
100	0	1,409	75	0	22	0	0	0	0	0	9,379
245	5	1,409	318	14	43	16	57	28	0	35	10,382
0	0	0	0	0	0	0	0	0	0	0	341
0	0	0	0	0	0	0	0	0	0	0	341
245	5	1,409	318	14	43	16	57	28	0	35	10,723
393	32	0	420	35	7	19	154	48	0	30	1,208
312	17	0	81	0	0	18	117	16	0	9	1,012
67	0	1,871	0	0	0	0	0	0	0	0	7,366
772	49	1,871	501	35	7	37	271	64	0	39	9,586
772	49	1,871	501	35	7	37	271	64	0	39	9,586
79	6	0	81	5	10	14	70	16	0	11	463
75	6	352	66	0	0	0	0	0	0	31	3,436
154	12	352	147	5	10	14	70	16	0	42	3,899
154	12	352	147	5	10	14	70	16	0	42	3,899
1,672	697	0	264	1	10	64	421	96	0	184	3,409
332	103	0	421	0	0	12	1,153	336	0	15	2,372
416	87	0	450	1	59	65	339	318	2	24	1,761
1,885	218	0	695	0	0	45	146	592	8	30	3,619
508	95	0	254	0	272	16	0	0	0	9	1,154
1,050	200	0	420	515	0	21	335	61	2	373	2,977
0	0	0	0	0	0	0	0	0	0	0	4,239
0	0	0	0	0	0	0	0	0	0	0	276
0	0	0	0	0	0	0	0	0	0	0	284
0	0	0	0	0	0	0	0	0	0	0	269
0	0	0	0	0	0	0	0	0	0	0	405
13	9	2,071	1	0	0	0	0	0	0	0	19,048
1,124	47	3,602	0	0	0	0	0	0	0	0	21,117
0	0	12	0	0	0	0	0	0	0	0	16,124
7,000	1,456	5,685	2,505	517	341	223	2,394	1,403	12	635	77,054
292	0	0	0	0	0	0	0	0	0	0	2,182
5,184	0	0	0	0	0	0	0	0	0	0	10,367
5,515	0	0	0	0	0	0	0	0	0	0	32,603
4,275	0	0	0	0	0	0	0	0	0	0	21,891
0	0	0	0	0	0	0	0	0	0	0	2,811
0	0	0	0	0	0	0	0	0	0	0	1,338
0	0	0	0	0	0	0	0	0	0	0	363
15,266	0	0	0	0	0	0	0	0	0	0	71,555
22,266	1,456	5,685	2,505	517	341	223	2,394	1,403	12	635	148,609
206	52	0	359	58	74	12	86	73	0	57	1,290

CASES DISPOSED

80

- - - CRIMINAL - - -

	CF	CM	PC1	MC	IF	OV	JC	JD	JS	JP	JM
LAPORTE											
SUPERIOR 1	131	0	0	0	0	0	0	0	0	0	0
SUPERIOR 2	12	0	0	0	0	0	20	110	0	155	4
SUPERIOR 3	341	1,312	7	14	6,045	0	0	0	0	1	0
SUPERIOR 4	405	1,177	0	1	5,215	177	0	0	0	0	0
TOTAL-COURTS OF RECORD:	986	2,489	7	15	11,260	177	28	163	0	196	119
GRAND TOTAL:	986	2,489	7	15	11,260	177	28	163	0	196	119
LAWRENCE											
CIRCUIT	44	1	1	46	0	0	14	97	21	24	161
SUPERIOR	53	2	0	7	0	0	0	0	0	0	0
COUNTY	104	767	0	64	3,905	12	0	0	0	0	0
TOTAL-COURTS OF RECORD:	201	770	1	117	3,905	12	14	97	21	24	161
GRAND TOTAL:	201	770	1	117	3,905	12	14	97	21	24	161
MADISON											
CIRCUIT	116	4	0	0	0	0	0	0	0	0	0
SUPERIOR 1	154	5	10	0	0	0	0	0	0	0	0
SUPERIOR 2	0	0	0	0	0	0	111	754	324	485	484
SUPERIOR 3	132	6	19	35	0	0	0	0	0	0	0
COUNTY 1	142	135	0	0	0	66	0	0	0	0	0
COUNTY 2	241	44	0	3	3	454	0	0	0	0	0
TOTAL-COURTS OF RECORD:	785	194	29	38	3	520	111	754	324	485	484
ALEXANDRIA CITY	0	575	0	0	892	0	0	0	0	0	0
ANDERSON CITY	0	3,266	64	0	3,235	598	0	0	0	0	0
ELWOOD CITY	0	616	0	0	1,739	25	0	0	0	0	0
EDGEWOOD TOWN	0	1,025	0	0	10,256	0	0	0	0	0	0
TOTAL-CITY AND TOWN:	0	5,482	64	0	16,122	623	0	0	0	0	0
GRAND TOTAL:	785	5,676	93	38	16,125	1,143	111	754	324	485	484
MARION											
CIRCUIT	0	0	0	0	0	0	0	0	0	2,338	0
SUPERIOR, CIV. 1	0	0	0	0	0	0	0	0	0	0	0
SUPERIOR, CIV. 2	0	0	0	0	0	0	0	0	0	0	0
SUPERIOR, CIV. 3	0	0	0	0	0	0	0	0	0	0	0
SUPERIOR, CIV. 4	0	0	0	0	0	0	0	0	0	0	0
SUPERIOR, CIV. 5	0	0	0	0	0	0	0	0	0	0	0
SUPERIOR, CIV. 6	0	0	0	0	0	0	0	0	0	0	0
SUPERIOR, CIV. 7	0	0	0	0	0	0	0	0	0	0	0
SUPERIOR, PROBATE	0	0	0	0	0	0	0	0	0	0	0
SUPERIOR, JUVENILE	0	0	0	0	0	0	9	6,360	898	46	4
SUPERIOR, CRIM. 1	437	0	0	0	0	0	0	0	0	0	0
SUPERIOR, CRIM. 2	477	0	0	0	0	0	0	0	0	0	0
SUPERIOR, CRIM. 3	539	0	0	0	0	0	0	0	0	0	0
SUPERIOR, CRIM. 4	486	0	24	0	0	0	0	0	0	0	0
SUPERIOR, CRIM. 5	605	0	0	0	0	0	0	0	0	0	0
SUPERIOR, CRIM. 6	590	0	73	0	0	0	0	0	0	0	0
MUNICIPAL 1	0	0	0	0	0	0	0	0	0	0	0
MUNICIPAL 2	0	0	0	0	0	0	0	0	0	0	0
MUNICIPAL 3	18	180	0	0	0	0	0	0	0	0	0
MUNICIPAL 4	136	4,247	0	0	7	0	0	0	0	0	0
MUNICIPAL 5	54	4,185	0	0	14	6	0	0	0	0	0
MUNICIPAL 6	2,444	308	0	0	0	1	0	0	0	0	0

87

[illegible]

--- CRIMINAL ---

	CF	CM	PC1	NC	IF	OV	JC	JD	JS	JP	JM
MARION											
MUNICIPAL 7	0	0	0	0	0	0	0	0	0	0	0
MUNICIPAL 8	0	0	0	0	0	0	0	0	0	0	0
MUNICIPAL 9	158	4,496	0	0	5	0	0	0	0	0	0
MUNICIPAL 10	77	5,342	0	0	8	2	0	0	0	0	0
MUNICIPAL 11	0	10	0	0	1	0	0	0	0	0	0
MUNICIPAL 12	0	0	0	0	0	2,016	0	0	0	0	0
MUNICIPAL 13	30	1,647	0	0	53,467	5,270	0	0	0	0	0
MUNICIPAL 14	54	4,036	0	0	24,874	537	0	0	0	0	0
MUNICIPAL 15	1,773	55	0	0	0	0	0	0	0	0	0
MUNICIPAL 16	171	2,652	0	0	0	0	0	0	0	0	0
TOTAL-COURTS OF RECORD:	8,049	27,158	97	0	78,376	7,832	9	6,360	898	2,384	4
CENTER TOWNSHIP	0	0	0	0	0	0	0	0	0	0	0
DECATUR TOWNSHIP	0	0	0	0	0	0	0	0	0	0	0
LAWRENCE TOWNSHIP	0	0	0	0	0	0	0	0	0	0	0
PERRY TOWNSHIP	0	0	0	0	0	0	0	0	0	0	0
PIKE TOWNSHIP	0	0	0	0	0	0	0	0	0	0	0
WARREN TOWNSHIP	0	0	0	0	0	0	0	0	0	0	0
WASHINGTON TOWNSHIP	0	0	0	0	0	0	0	0	0	0	0
WAYNE TOWNSHIP	0	0	0	0	0	0	0	0	0	0	0
TOTAL-SMALL CLAIMS:	0	0	0	0	0	0	0	0	0	0	0
GRAND TOTAL:	8,049	27,158	97	0	78,376	7,832	9	6,360	898	2,384	4
MARSHALL											
CIRCUIT	36	0	0	1	0	0	18	109	0	76	36
SUPERIOR 1	147	4	0	1	0	0	0	0	0	0	0
SUPERIOR 2	172	947	0	5	6,009	0	0	0	0	0	0
TOTAL-COURTS OF RECORD:	355	951	0	7	6,009	0	18	109	0	76	36
GRAND TOTAL:	355	951	0	7	6,009	0	18	109	0	76	36
MARTIN											
CIRCUIT	83	218	2	5	1,254	2	26	18	6	13	69
TOTAL-COURTS OF RECORD:	83	218	2	5	1,254	2	26	18	6	13	69
GRAND TOTAL:	83	218	2	5	1,254	2	26	18	6	13	69
MIAMI											
CIRCUIT	119	287	3	0	0	0	12	24	7	29	0
SUPERIOR	87	266	0	0	832	0	12	27	6	29	0
TOTAL-COURTS OF RECORD:	206	553	3	0	832	0	24	51	13	58	0
PERU CITY	0	0	0	0	293	0	0	0	0	0	0
BUNKER HILL TOWN	0	0	0	0	4,330	0	0	0	0	0	0
TOTAL-CITY AND TOWN:	0	0	0	0	4,623	0	0	0	0	0	0
GRAND TOTAL:	206	553	3	0	5,455	0	24	51	13	58	0
MONROE											
CIRCUIT 1	121	14	2	0	0	0	128	216	0	183	112
CIRCUIT 2	146	12	0	0	0	0	0	0	0	0	0
CIRCUIT 3	162	7	3	0	0	0	0	0	0	0	0
CIRCUIT 4	152	17	4	0	0	0	0	0	0	0	0
CIRCUIT 5	162	4,205	0	0	12,604	0	0	0	0	0	0
CIRCUIT 6	0	3	0	0	0	0	0	0	0	0	0
TOTAL-COURTS OF RECORD:	743	4,258	9	0	12,604	0	128	216	0	183	112
GRAND TOTAL:	743	4,258	9	0	12,604	0	128	216	0	183	112
MONTGOMERY											
CIRCUIT	43	1	0	0	0	0	22	27	0	45	0

CASES DISPOSED

83

--- CIVIL ---

CP	CT	SC	DR	RS	MH	AD	ES	GU	TR	MI	TOTAL
2,293	68	0	0	0	0	0	0	0	0	0	2,361
2,177	54	0	0	0	0	0	0	0	0	29	2,260
0	0	0	0	0	0	0	0	0	0	0	4,659
0	0	0	0	0	0	0	0	0	0	0	5,429
0	0	0	0	0	0	0	0	0	0	0	11
552	0	0	0	0	0	0	0	0	0	1	2,569
0	0	0	0	0	0	0	0	0	0	0	60,414
0	0	0	0	0	0	0	0	0	0	0	29,501
0	0	0	0	0	0	0	0	0	0	0	1,828
0	0	0	0	0	0	0	0	0	0	0	2,823
15,118	1,301	0	8,742	1,176	807	617	2,177	1,061	35	2,922	165,123
0	0	10,983	0	0	0	0	0	0	0	0	10,983
0	0	4,239	0	0	0	0	0	0	0	6	4,245
0	0	6,869	0	0	0	0	0	0	0	8	6,877
0	0	6,877	0	0	0	0	0	0	0	0	6,877
0	0	9,925	0	0	0	0	0	0	0	0	9,925
0	0	13,584	0	0	0	0	0	0	0	0	13,584
0	0	6,385	0	0	0	0	0	0	0	0	6,385
0	0	8,416	0	0	0	0	0	0	0	0	8,416
0	0	67,278	0	0	0	0	0	0	0	14	67,292
15,118	1,301	67,278	8,742	1,176	807	617	2,177	1,061	35	2,936	232,415
240	38	0	175	8	10	11	40	6	0	19	823
82	49	0	117	0	21	5	46	21	1	24	518
20	0	1,868	0	0	11	0	0	0	0	0	9,032
342	87	1,868	292	8	42	16	86	27	1	43	10,373
342	87	1,868	292	8	42	16	86	27	1	43	10,373
35	13	122	80	2	14	7	16	10	0	11	2,006
35	13	122	80	2	14	7	16	10	0	11	2,006
35	13	122	80	2	14	7	16	10	0	11	2,006
190	2	0	254	23	9	18	115	9	3	21	1,125
13	1	774	62	0	2	0	1	4	0	12	2,128
203	3	774	316	23	11	18	116	13	3	33	3,253
0	0	0	0	0	0	0	0	0	0	0	293
0	0	0	0	0	0	0	0	0	0	0	4,330
0	0	0	0	0	0	0	0	0	0	0	4,623
203	3	774	316	23	11	18	116	13	3	33	7,876
126	15	0	154	0	97	58	207	81	4	44	1,562
225	43	19	222	0	0	0	0	0	0	18	685
270	56	16	228	0	0	0	0	0	0	19	761
240	44	10	247	0	0	0	0	0	0	27	741
0	0	0	0	0	0	0	0	0	0	0	16,971
124	6	4,672	111	0	0	0	0	0	0	0	4,916
985	164	4,717	962	0	97	58	207	81	4	108	25,636
985	164	4,717	962	0	97	58	207	81	4	108	25,636
152	2	0	237	0	2	3	75	30	0	9	648

CASES DISPOSED

84

--- CRIMINAL ---

	CF	CM	PC	MC	IF	OV	JC	JD	JS	JP	JM
MONTGOMERY											
SUPERIOR	98	0	0	0	0	0	0	0	0	0	0
COUNTY	37	1,335	3	1	3,665	123	0	0	0	0	0
TOTAL-COURTS OF RECORD:	178	1,336	3	1	3,665	123	22	27	0	45	0
GRAND TOTAL:	178	1,336	3	1	3,665	123	22	27	0	45	0
MORGAN											
CIRCUIT	160	80	3	10	8	0	59	67	52	89	18
SUPERIOR	108	231	0	3	20	0	0	0	0	0	0
COUNTY	119	499	0	6	17	0	0	0	0	0	0
TOTAL-COURTS OF RECORD:	387	810	3	19	45	0	59	67	52	89	18
MARTINSVILLE CITY	0	249	0	0	2,743	0	0	0	0	0	0
MOORESVILLE TOWN	0	160	0	0	3,947	0	0	0	0	0	0
TOTAL-CITY AND TOWN:	0	409	0	0	6,690	0	0	0	0	0	0
GRAND TOTAL:	387	1,219	3	19	6,735	0	59	67	52	89	18
NEWTON											
CIRCUIT	0	0	0	0	0	0	1	2	0	1	0
SUPERIOR	188	165	9	0	1,537	0	0	0	0	0	0
TOTAL-COURTS OF RECORD:	188	165	9	0	1,537	0	1	2	0	1	0
GRAND TOTAL:	188	165	9	0	1,537	0	1	2	0	1	0
NOBLE											
CIRCUIT	26	1	0	0	0	0	5	3	0	4	0
SUPERIOR	38	0	0	0	0	0	17	96	0	66	3
COUNTY	344	837	16	11	2,905	101	0	0	0	0	0
TOTAL-COURTS OF RECORD:	408	838	16	11	2,905	101	22	99	0	70	3
CROMWELL TOWN	0	0	0	0	873	8	0	0	0	0	0
TOTAL-CITY AND TOWN:	0	0	0	0	873	8	0	0	0	0	0
GRAND TOTAL:	408	838	16	11	3,778	109	22	99	0	70	3
OHIO											
CIRCUIT	1	0	0	0	0	0	4	23	0	5	0
SUPERIOR	23	125	4	5	202	0	0	0	0	0	0
TOTAL-COURTS OF RECORD:	24	125	4	5	202	0	4	23	0	5	0
GRAND TOTAL:	24	125	4	5	202	0	4	23	0	5	0
ORANGE											
CIRCUIT	118	5	8	10	0	0	12	26	6	41	0
COUNTY	65	526	4	0	1,652	0	0	0	0	0	0
TOTAL-COURTS OF RECORD:	183	531	12	10	1,652	0	12	26	6	41	0
GRAND TOTAL:	183	531	12	10	1,652	0	12	26	6	41	0
OWEN											
CIRCUIT	86	355	5	6	1,384	0	27	52	0	22	1
TOTAL-COURTS OF RECORD:	86	355	5	6	1,384	0	27	52	0	22	1
GRAND TOTAL:	86	355	5	6	1,384	0	27	52	0	22	1
PARKE											
CIRCUIT	145	573	0	0	1,372	0	16	17	0	25	1
TOTAL-COURTS OF RECORD:	145	573	0	0	1,372	0	16	17	0	25	1
GRAND TOTAL:	145	573	0	0	1,372	0	16	17	0	25	1
PERRY											
CIRCUIT	79	223	2	0	1,086	0	16	12	0	5	61

CASES DISPOSED

85

- - - CIVIL - - -

CP	CT	SC	DR	RS	MH	AD	ES	GU	TR	MI	TOTAL
56	1	0	268	0	28	15	95	22	2	7	592
22	0	1,019	0	0	0	0	0	0	0	10	6,215
230	3	1,019	505	0	30	18	170	52	2	26	7,455
230	3	1,019	505	0	30	18	170	52	2	26	7,455
348	38	0	80	37	3	11	25	11	0	28	1,127
271	7	0	409	0	5	8	75	49	1	5	1,192
64	0	1,969	0	0	0	0	0	0	0	0	2,674
683	45	1,969	489	37	8	19	100	60	1	33	4,993
0	0	0	0	0	0	0	0	0	0	0	2,992
0	0	0	0	0	0	0	0	0	0	0	4,107
0	0	0	0	0	0	0	0	0	0	0	7,099
683	45	1,969	489	37	8	19	100	60	1	33	12,092
163	192	176	46	1	0	1	42	24	0	5	654
339	69	91	52	0	1	0	5	1	0	4	2,461
502	261	267	98	1	1	1	47	25	0	9	3,115
502	261	267	98	1	1	1	47	25	0	9	3,115
191	25	0	243	0	6	36	162	44	4	26	776
119	29	0	184	26	59	7	1	0	0	4	649
35	0	1,082	0	0	0	0	0	0	0	0	5,331
345	54	1,082	427	26	65	43	163	44	4	30	6,756
0	0	0	0	0	0	0	0	0	0	0	881
0	0	0	0	0	0	0	0	0	0	0	881
345	54	1,082	427	26	65	43	163	44	4	30	7,637
55	0	0	8	0	0	2	13	8	0	5	124
16	1	42	17	3	0	0	0	0	0	4	442
71	1	42	25	3	0	2	13	8	0	9	566
71	1	42	25	3	0	2	13	8	0	9	566
138	5	0	134	36	8	9	150	14	0	8	728
61	0	746	0	0	0	0	0	0	0	0	3,054
199	5	746	134	36	8	9	150	14	0	8	3,782
199	5	746	134	36	8	9	150	14	0	8	3,782
188	13	321	153	17	0	11	18	25	0	40	2,724
188	13	321	153	17	0	11	18	25	0	40	2,724
188	13	321	153	17	0	11	18	25	0	40	2,724
173	9	360	126	0	8	9	24	12	0	4	2,874
173	9	360	126	0	8	9	24	12	0	4	2,874
173	9	360	126	0	8	9	24	12	0	4	2,874
36	1	454	81	1	0	4	41	10	0	2	2,114

- - - CRIMINAL - - -

	CF	CM	PC1	MC	IF	OV	JC	JD	JS	JP	JM
PERRY											
TOTAL-COURTS OF RECORD:	79	223	2	0	1,086	0	16	12	0	5	61
TELL CITY CITY	0	143	0	0	253	0	0	0	0	0	0
TOTAL-CITY AND TOWN:	0	143	0	0	253	0	0	0	0	0	0
GRAND TOTAL:	79	366	2	0	1,339	0	16	12	0	5	61
PIKE											
CIRCUIT	100	300	3	323	894	0	12	5	16	9	6
TOTAL-COURTS OF RECORD:	100	300	3	323	894	0	12	5	16	9	6
GRAND TOTAL:	100	300	3	323	894	0	12	5	16	9	6
PORTER											
CIRCUIT, SUP 1 & 2	181	0	2	8	0	0	167	311	0	116	15
SUPERIOR 3	282	1,644	40	4	7,816	41	0	0	0	0	0
SUPERIOR 4	246	1,838	52	96	8,802	114	0	0	0	0	0
TOTAL-COURTS OF RECORD:	709	3,482	94	108	16,618	155	167	311	0	116	15
CHESTERTON TOWN	0	32	9	24	696	36	0	0	0	0	0
TO BE ABOLISHED 12-31-91											
TOTAL-CITY AND TOWN:	0	32	9	24	696	36	0	0	0	0	0
GRAND TOTAL:	709	3,514	103	132	17,314	191	167	311	0	116	15
POSEY											
CIRCUIT	26	0	0	0	0	0	3	33	16	11	0
COUNTY	78	562	2	0	2,379	1	0	0	0	0	0
TOTAL-COURTS OF RECORD:	104	562	2	0	2,379	1	3	33	16	11	0
GRAND TOTAL:	104	562	2	0	2,379	1	3	33	16	11	0
PULASKI											
CIRCUIT	48	2	12	0	0	0	2	24	5	28	5
COUNTY	101	346	0	0	923	0	0	0	0	0	0
TOTAL-COURTS OF RECORD:	149	348	12	0	923	0	2	24	5	28	5
GRAND TOTAL:	149	348	12	0	923	0	2	24	5	28	5
PUTNAM											
CIRCUIT	40	0	1	34	0	0	12	130	20	45	0
COUNTY	190	710	1	0	2,813	1	0	0	0	0	0
TOTAL-COURTS OF RECORD:	230	710	2	34	2,813	1	12	130	20	45	0
GRAND TOTAL:	230	710	2	34	2,813	1	12	130	20	45	0
RANDOLPH											
CIRCUIT	23	2	0	3	0	0	22	15	0	22	21
SUPERIOR	85	405	0	0	5	0	0	0	0	0	0
TOTAL-COURTS OF RECORD:	108	407	0	3	5	0	22	15	0	22	21
WINCHESTER CITY	0	71	0	0	1,267	53	0	0	0	0	0
UNION CITY	0	112	0	0	1,200	56	0	0	0	0	0
TOTAL-CITY AND TOWN:	0	183	0	0	2,467	109	0	0	0	0	0
GRAND TOTAL:	108	590	0	3	2,472	109	22	15	0	22	21
RIPLEY											
CIRCUIT	411	527	0	11	1	0	23	41	0	47	168
TOTAL-COURTS OF RECORD:	411	527	0	11	1	0	23	41	0	47	168
BATESVILLE CITY	0	47	5	0	1,781	83	0	0	0	0	0
VERSAILLES TOWN	0	19	0	0	2,181	0	0	0	0	0	0

87

[illegible]

CASES DISPOSED

88

- - - CRIMINAL - - -

	CF	CM	PC1	MC	IF	OV	JC	JD	JS	JP	JM
RIPLEY											
TOTAL-CITY AND TOWN:	0	66	5	0	3,962	83	0	0	0	0	0
GRAND TOTAL:	411	593	5	11	3,963	83	23	41	0	47	168
RUSH											
CIRCUIT	36	0	4	7	0	0	10	18	0	21	60
COUNTY	123	585	7	0	1,424	4	0	0	0	0	0
TOTAL-COURTS OF RECORD:	159	585	11	7	1,424	4	10	18	0	21	60
GRAND TOTAL:	159	585	11	7	1,424	4	10	18	0	21	60
ST. JOSEPH											
CIRCUIT	2	0	0	0	0	0	0	0	0	0	0
SUPERIOR	1,195	8,754	50	0	13,979	250	0	0	0	0	0
PROBATE	0	0	0	0	0	0	201	573	5	745	20
TOTAL-COURTS OF RECORD:	1,197	8,754	50	0	13,979	250	201	573	5	745	20
WALKERTON TOWN	0	96	0	0	259	140	0	0	0	0	0
TOTAL-CITY AND TOWN:	0	96	0	0	259	140	0	0	0	0	0
GRAND TOTAL:	1,197	8,850	50	0	14,238	390	201	573	5	745	20
SCOTT											
CIRCUIT	49	2	1	2	0	0	25	20	0	37	21
COUNTY	185	793	20	0	1,407	27	0	0	0	0	0
TOTAL-COURTS OF RECORD:	234	795	21	2	1,407	27	25	20	0	37	21
GRAND TOTAL:	234	795	21	2	1,407	27	25	20	0	37	21
SHELBY											
CIRCUIT	3	1	1	0	0	0	0	0	0	0	0
SUPERIOR 1	86	17	1	36	1	0	15	86	18	34	112
SUPERIOR 2	268	1,366	2	18	3,068	0	0	0	0	0	0
TOTAL-COURTS OF RECORD:	357	1,384	4	54	3,069	0	15	86	18	34	112
GRAND TOTAL:	357	1,384	4	54	3,069	0	15	86	18	34	112
SPENCER											
CIRCUIT	97	448	4	0	3,039	0	4	5	0	17	0
TOTAL-COURTS OF RECORD:	97	448	4	0	3,039	0	4	5	0	17	0
ROCKPORT CITY	0	35	0	0	130	0	0	0	0	0	0
TOTAL-CITY AND TOWN:	0	35	0	0	130	0	0	0	0	0	0
GRAND TOTAL:	97	483	4	0	3,169	0	4	5	0	17	0
STARKE											
CIRCUIT	249	8	4	1	0	0	13	22	0	49	0
TOTAL-COURTS OF RECORD:	249	8	4	1	0	0	13	22	0	49	0
KNOX CITY - CITY	0	1,589	0	0	2,836	3	0	0	0	0	0
TOTAL-CITY AND TOWN:	0	1,589	0	0	2,836	3	0	0	0	0	0
GRAND TOTAL:	249	1,597	4	1	2,836	3	13	22	0	49	0
STEBEN											
CIRCUIT	94	3	0	17	0	0	22	36	4	47	11
SUPERIOR	185	641	0	3	1,586	0	0	0	0	0	0
TOTAL-COURTS OF RECORD:	279	644	0	20	1,586	0	22	36	4	47	11
FREMONT TOWN	0	605	0	0	8,027	506	0	0	0	0	0
TOTAL-CITY AND TOWN:	0	605	0	0	8,027	506	0	0	0	0	0
GRAND TOTAL:	279	1,249	0	20	9,613	506	22	36	4	47	11
SULLIVAN											
CIRCUIT	31	8	0	0	0	0	41	37	0	24	0

CASES DISPOSED

89

- - - CIVIL - - -

CP	CT	SC	DR	RS	MH	AD	ES	GU	TR	MI	TOTAL
144	0	0	0	0	0	0	0	0	0	0	4,260
643	52	728	330	0	7	25	80	92	0	9	7,311
86	16	0	134	10	5	12	67	23	3	14	526
98	0	1,276	0	0	0	0	0	0	0	0	3,517
184	16	1,276	134	10	5	12	67	23	3	14	4,043
184	16	1,276	134	10	5	12	67	23	3	14	4,043
1,328	18	0	988	237	0	0	9	3	0	139	2,724
993	201	6,787	479	7	2	0	125	16	0	9	32,847
7	0	0	0	0	0	143	553	95	0	178	2,520
2,328	219	6,787	1,467	244	2	143	687	114	0	326	38,091
0	0	0	0	0	0	0	0	0	0	0	495
0	0	0	0	0	0	0	0	0	0	0	495
2,328	219	6,787	1,467	244	2	143	687	114	0	326	38,586
129	48	0	354	20	14	33	82	42	0	13	892
47	1	310	0	0	0	0	0	0	0	0	2,790
176	49	310	354	20	14	33	82	42	0	13	3,682
176	49	310	354	20	14	33	82	42	0	13	3,682
220	38	0	86	12	2	20	149	45	14	18	609
149	16	0	160	0	7	11	26	16	0	4	795
149	15	1,750	140	0	0	1	2	0	0	40	6,819
518	69	1,750	386	12	9	32	177	61	14	62	8,223
518	69	1,750	386	12	9	32	177	61	14	62	8,223
174	9	389	155	21	8	6	71	16	0	1	4,464
174	9	389	155	21	8	6	71	16	0	1	4,464
0	0	0	0	0	0	0	0	0	0	0	165
0	0	0	0	0	0	0	0	0	0	0	165
174	9	389	155	21	8	6	71	16	0	1	4,629
404	65	419	167	23	16	9	56	13	1	7	1,526
404	65	419	167	23	16	9	56	13	1	7	1,526
0	0	0	0	0	0	0	0	0	0	0	4,428
0	0	0	0	0	0	0	0	0	0	0	4,428
404	65	419	167	23	16	9	56	13	1	7	5,954
107	29	0	100	45	29	20	91	21	0	16	692
105	9	1,237	92	0	13	0	0	0	0	12	3,883
212	38	1,237	192	45	42	20	91	21	0	28	4,575
0	0	0	0	0	0	0	0	0	0	0	9,138
0	0	0	0	0	0	0	0	0	0	0	9,138
212	38	1,237	192	45	42	20	91	21	0	28	13,713
76	3	0	110	20	0	11	91	60	0	15	527

30

[illegible]

CASES DISPOSED

91

--- CIVIL ---

CP	CT	SC	DR	RS	MH	AD	ES	GU	TR	MI	TOTAL
82	3	449	71	0	0	0	0	0	0	5	4,799
158	6	449	181	20	0	11	91	60	0	20	5,326
158	6	449	181	20	0	11	91	60	0	20	5,326
19	4	0	24	0	0	1	1	0	0	1	54
41	4	134	58	1	0	3	15	0	0	16	921
60	8	134	82	1	0	4	16	0	0	17	975
60	8	134	82	1	0	4	16	0	0	17	975
500	17	0	206	0	32	66	362	84	4	55	1,361
273	14	0	538	69	8	0	0	0	0	1	1,113
80	1	0	218	0	6	0	0	0	0	5	367
0	0	0	0	120	0	0	0	0	0	0	573
8	0	4,365	0	0	0	0	0	0	0	0	4,921
208	29	0	0	0	0	0	0	0	0	0	17,239
1,069	61	4,365	962	189	46	66	362	84	4	61	25,574
0	0	0	0	0	0	0	0	0	0	0	2,293
0	0	0	0	0	0	0	0	0	0	0	2,293
1,069	61	4,365	962	189	46	66	362	84	4	61	27,867
142	24	182	119	0	11	5	64	8	3	16	720
142	24	182	119	0	11	5	64	8	3	16	720
0	0	0	0	0	0	0	0	0	0	0	2,273
0	0	0	0	0	0	0	0	0	0	0	1,916
0	0	0	0	0	0	0	0	0	0	0	4,189
142	24	182	119	0	11	5	64	8	3	16	4,909
42	7	131	63	2	0	1	22	3	0	18	2,440
42	7	131	63	2	0	1	22	3	0	18	2,440
42	7	131	63	2	0	1	22	3	0	18	2,440
50	26	0	0	0	0	0	0	0	0	105	687
1,126	331	8,291	1,297	0	114	66	313	177	4	504	33,358
1,176	359	8,291	1,297	0	114	66	313	177	4	609	34,045
1,176	359	8,291	1,297	0	114	66	313	177	4	609	34,045
107	14	317	251	0	2	12	88	7	0	28	1,923
107	14	317	251	0	2	12	88	7	0	28	1,923
0	0	0	0	0	0	0	0	0	0	0	2,635
0	0	0	0	0	0	0	0	0	0	0	2,635
107	14	317	251	0	2	12	88	7	0	28	4,558
141	20	0	264	170	0	26	0	0	0	134	1,752
317	114	0	262	16	0	2	0	0	0	19	891
54	48	0	485	1	163	0	221	24	0	3	999

CASES DISPOSED

92

- - - CRIMINAL - - -

	CF	CM	PC1	MC	IF	OV	JC	JD	JS	JP	JM
VIGO											
SUPERIOR 3	0	0	0	0	0	0	0	0	0	0	0
SUPERIOR JURIS OF CIRCUIT CT.											
COUNTY 4	20	271	0	3	0	2	0	0	0	0	0
COUNTY 5	465	1,205	12	139	18	1	0	0	0	0	0
TOTAL-COURTS OF RECORD:	774	1,514	24	167	19	3	100	279	133	271	10
TERRE HAUTE CITY	0	2,712	0	0	11,976	67	0	0	0	0	0
TOTAL-CITY AND TOWN:	0	2,712	0	0	11,976	67	0	0	0	0	0
GRAND TOTAL:	774	4,226	24	167	11,995	70	100	279	133	271	10
WABASH											
CIRCUIT	275	4	0	4	0	0	22	185	120	156	75
COUNTY	84	919	0	0	1,951	0	0	0	0	0	0
TOTAL-COURTS OF RECORD:	359	923	0	4	1,951	0	22	185	120	156	75
WABASH CITY	0	0	0	0	591	0	0	0	0	0	0
N. MANCHESTER TOWN	0	0	0	0	110	7	0	0	0	0	0
TOTAL-CITY AND TOWN:	0	0	0	0	701	7	0	0	0	0	0
GRAND TOTAL:	359	923	0	4	2,652	7	22	185	120	156	75
WARREN											
CIRCUIT	151	517	5	6	2,585	1	17	23	5	14	15
TOTAL-COURTS OF RECORD:	151	517	5	6	2,585	1	17	23	5	14	15
GRAND TOTAL:	151	517	5	6	2,585	1	17	23	5	14	15
WARRICK											
CIRCUIT	106	0	0	4	0	0	18	163	0	56	1
SUPERIOR	117	1,376	0	461	5,698	15	3	1	0	37	0
TOTAL-COURTS OF RECORD:	223	1,376	0	465	5,698	15	21	164	0	93	1
GRAND TOTAL:	223	1,376	0	465	5,698	15	21	164	0	93	1
WASHINGTON											
CIRCUIT	142	344	5	6	1,468	0	29	142	0	126	161
SUPERIOR	5	0	0	0	0	0	0	0	0	0	0
TOTAL-COURTS OF RECORD:	147	344	5	6	1,468	0	29	142	0	126	161
GRAND TOTAL:	147	344	5	6	1,468	0	29	142	0	126	161
WAYNE											
CIRCUIT	118	0	1	25	0	0	37	62	1	106	65
SUPERIOR 1	170	0	0	6	0	0	31	34	2	81	39
SUPERIOR 2	116	1	1	3	0	0	40	29	3	89	16
SUPERIOR 3	172	2,017	54	24	9,640	570	8	3	0	0	0
TOTAL-COURTS OF RECORD:	576	2,018	56	58	9,640	570	116	128	6	276	120
HAGERSTOWN TOWN	0	5	0	0	418	1	0	0	0	0	0
TOTAL-CITY AND TOWN:	0	5	0	0	418	1	0	0	0	0	0
GRAND TOTAL:	576	2,023	56	58	10,058	571	116	128	6	276	120
WELLS											
CIRCUIT	54	17	2	23	0	0	22	42	0	16	108
SUPERIOR	149	457	0	22	292	0	0	0	0	0	0
TOTAL-COURTS OF RECORD:	203	474	2	45	292	0	22	42	0	16	108
BLUFFTON CITY	0	0	0	0	1,684	30	0	0	0	0	0
TOTAL-CITY AND TOWN:	0	0	0	0	1,684	30	0	0	0	0	0
GRAND TOTAL:	203	474	2	45	1,976	30	22	42	0	16	108
WHITE											
CIRCUIT	1	0	0	0	0	0	13	40	4	20	20

CASES DISPOSED

93

--- CIVIL ---

CP	CT	SC	DR	RS	MH	AD	ES	GU	TR	MI	TOTAL
0	0	0	0	0	0	0	231	39	1	0	271
99	0	1,688	0	0	0	0	0	0	0	244	2,327
106	5	2,026	0	0	0	0	0	0	0	9	3,986
717	187	3,714	1,011	187	163	28	452	63	1	409	10,226
0	0	0	0	0	0	0	0	0	0	0	14,755
0	0	0	0	0	0	0	0	0	0	0	14,755
717	187	3,714	1,011	187	163	28	452	63	1	409	24,981
318	17	0	665	29	21	19	127	38	1	27	2,103
22	0	1,246	0	0	0	0	0	0	0	0	4,222
340	17	1,246	665	29	21	19	127	38	1	27	6,325
0	0	553	0	0	0	0	0	0	0	0	1,144
0	0	0	0	0	0	0	0	0	0	0	117
0	0	553	0	0	0	0	0	0	0	0	1,261
340	17	1,799	665	29	21	19	127	38	1	27	7,586
203	13	362	123	3	4	4	90	35	7	5	4,188
203	13	362	123	3	4	4	90	35	7	5	4,188
203	13	362	123	3	4	4	90	35	7	5	4,188
159	34	0	232	51	57	9	186	12	3	3	1,094
102	9	961	104	0	0	6	24	13	0	2	8,929
261	43	961	336	51	57	15	210	25	3	5	10,023
261	43	961	336	51	57	15	210	25	3	5	10,023
54	6	27	25	0	239	12	52	72	0	4	2,914
187	10	707	200	19	0	0	16	3	0	7	1,154
241	16	734	225	19	239	12	68	75	0	11	4,068
241	16	734	225	19	239	12	68	75	0	11	4,068
154	25	0	231	105	18	33	41	13	0	34	1,069
119	32	0	302	18	46	58	167	25	6	23	1,159
47	17	0	131	25	23	23	32	3	0	8	607
26	0	1,874	0	0	0	0	0	0	0	7	14,395
346	74	1,874	664	148	87	114	240	41	6	72	17,230
0	0	0	0	0	0	0	0	0	0	0	424
0	0	0	0	0	0	0	0	0	0	0	424
346	74	1,874	664	148	87	114	240	41	6	72	17,654
80	15	0	69	0	15	12	93	12	1	26	607
53	5	400	108	2	4	0	0	0	0	49	1,541
133	20	400	177	2	19	12	93	12	1	75	2,148
0	0	0	0	0	0	0	0	0	0	0	1,714
0	0	0	0	0	0	0	0	0	0	0	1,714
133	20	400	177	2	19	12	93	12	1	75	3,862
168	25	0	213	2	16	7	71	33	4	5	642

CASES DISPOSED

94

- - - CRIMINAL - - -

	CF	CM	PC1	MC	IF	OV	JC	JD	JS	JP	JM
WHITE											
SUPERIOR	152	564	4	0	3,812	0	0	0	0	0	0
TOTAL-COURTS OF RECORD:	153	564	4	0	3,812	0	13	40	4	20	20
MONON TOWN	0	0	0	0	0	0	0	0	0	0	0
TOTAL-CITY AND TOWN:	0	0	0	0	0	0	0	0	0	0	0
GRAND TOTAL:	153	564	4	0	3,812	0	13	40	4	20	20
WHITLEY											
CIRCUIT	21	73	0	0	0	0	14	41	2	8	0
SUPERIOR	116	556	5	0	4,067	0	0	0	0	0	0
TOTAL-COURTS OF RECORD:	137	629	5	0	4,067	0	14	41	2	8	0
GRAND TOTAL:	137	629	5	0	4,067	0	14	41	2	8	0

CASES DISPOSED

95

--- CIVIL ---

CP	CT	SC	DR	RS	MH	AD	ES	GU	TR	MI	TOTAL
47	1	525	0	0	0	0	0	0	0	0	5,105
215	26	525	213	2	16	7	71	33	4	5	5,747
0	0	0	0	0	0	0	0	0	0	0	0
0	0	0	0	0	0	0	0	0	0	0	0
215	26	525	213	2	16	7	71	33	4	5	5,747
144	34	0	201	22	3	9	57	29	7	15	680
32	2	866	27	0	0	1	0	0	0	0	5,672
176	36	866	228	22	3	10	57	29	7	15	6,352
176	36	866	228	22	3	10	57	29	7	15	6,352

CASES D I S P O S E D

96

- - - C R I M I N A L - - -

	CF	CM	PC1	MC	IF	OV	JC	JD	JS	JP	JM
TOTALS FOR SUPERIOR AND CIRCUIT COURTS	26,675	76,295	1,155	2,343	246,577	18,624	4,297	16,477	2,233	12,364	7,970
TOTALS FOR COUNTY AND MUNICIPAL COURTS	12,338	58,640	186	1,361	156,167	12,501	0	0	0	0	0
TOTALS FOR SMALL CLAIM COURTS	0	0	0	0	0	0	0	0	0	0	0
TOTALS FOR CITY AND TOWN COURTS	0	49,050	156	2,337	167,945	14,892	0	0	0	0	0
TOTALS FOR ALL COURTS	39,013	183,985	1,497	6,041	570,689	46,017	4,297	16,477	2,233	12,364	7,970

CASES DISPOSED

97

--- CIVIL ---

CP	CT	SC	DR	RS	MH	AD	ES	GU	TR	MI	TOTAL
52,343	7,887	94,059	47,471	4,689	3,744	3,156	17,739	6,183	235	6,750	659,266
11,740	298	45,317	0	0	825	0	0	0	0	2,501	301,874
0	0	67,278	0	0	0	0	0	0	0	14	67,292
15,419	0	553	0	0	9	0	0	0	0	30	250,391
79,502	8,185	207,207	47,471	4,689	4,578	3,156	17,739	6,183	235	9,295	1,278,823

--- CRIMINAL ---

	CF	CM	PC1	MC	IF	OV	JC	JD	JS	JP	JM
ADAMS											
CIRCUIT	69	11	0	1	0	0	20	44	3	91	0
SUPERIOR	84	218	1	0	154	17	0	0	0	0	0
TOTAL-COURTS OF RECORD:	153	229	1	1	154	17	20	44	3	91	0
GRAND TOTAL:	153	229	1	1	154	17	20	44	3	91	0
ALLEN											
CIRCUIT	788	97	4	64	0	0	0	0	0	0	0
SUPERIOR	782	11,388	132	1	21,838	9,781	405	121	6	2,163	123
TOTAL-COURTS OF RECORD:	1,570	11,485	136	65	21,838	9,781	405	121	6	2,163	123
GRAND TOTAL:	1,570	11,485	136	65	21,838	9,781	405	121	6	2,163	123
BARTHOLOMEW											
CIRCUIT	66	0	6	10	0	0	45	15	0	83	25
SUPERIOR 1	157	8	4	3	0	0	0	0	0	0	0
SUPERIOR 2	358	4,035	0	0	1,899	139	0	0	0	0	0
TOTAL-COURTS OF RECORD:	581	4,043	10	13	1,899	139	45	15	0	83	25
GRAND TOTAL:	581	4,043	10	13	1,899	139	45	15	0	83	25
BENTON											
CIRCUIT	85	817	3	20	199	0	23	47	0	21	1
TOTAL-COURTS OF RECORD:	85	817	3	20	199	0	23	47	0	21	1
GRAND TOTAL:	85	817	3	20	199	0	23	47	0	21	1
BLACKFORD											
CIRCUIT	545	69	9	0	0	0	205	206	0	229	2
COUNTY	42	230	0	0	25	12	0	0	0	0	0
TOTAL-COURTS OF RECORD:	587	299	9	0	25	12	205	206	0	229	2
MONTPELIER CITY	0	0	0	0	66	0	0	0	0	0	0
TOTAL-CITY AND TOWN:	0	0	0	0	66	0	0	0	0	0	0
GRAND TOTAL:	587	299	9	0	91	12	205	206	0	229	2
BOONE											
CIRCUIT	0	0	0	0	0	0	4	22	0	13	2
SUPERIOR 1	75	0	2	0	0	0	0	0	0	0	0
SUPERIOR 2	144	464	0	0	78	0	0	0	0	0	0
TOTAL-COURTS OF RECORD:	219	464	2	0	78	0	4	22	0	13	2
LEBANON CITY	0	7	0	0	5	3	0	0	0	0	0
THORNTOWN TOWN	0	42	0	0	579	3	0	0	0	0	0
ZIONSVILLE TOWN	0	0	0	0	6	1	0	0	0	0	0
JAMESTOWN TOWN	0	2	0	0	12	0	0	0	0	0	0
WHITESTOWN TOWN	0	0	0	0	9	48	0	0	0	0	0
TOTAL-CITY AND TOWN:	0	51	0	0	611	55	0	0	0	0	0
GRAND TOTAL:	219	515	2	0	689	55	4	22	0	13	2
BROWN											
CIRCUIT	226	1,308	7	1	737	0	9	102	12	43	45
TOTAL-COURTS OF RECORD:	226	1,308	7	1	737	0	9	102	12	43	45
GRAND TOTAL:	226	1,308	7	1	737	0	9	102	12	43	45
CARROLL											
CIRCUIT	7	33	0	4	0	0	0	0	0	0	0
SUPERIOR	39	190	0	2	258	0	2	2	4	29	1

--- CIVIL ---

CP	CT	SC	DR	RS	MH	AD	ES	GU	TR	MI	TOTAL
71	14	0	92	24	26	7	202	119	4	29	827
63	6	254	51	3	0	0	0	1	0	9	861
134	20	254	143	27	26	7	202	120	4	38	1,688
134	20	254	143	27	26	7	202	120	4	38	1,688
555	158	0	1,467	30	0	0	0	0	0	28	3,191
4,352	383	11,588	2,625	227	13	114	340	1,741	93	289	68,505
4,907	541	11,588	4,092	257	13	114	340	1,741	93	317	71,696
4,907	541	11,588	4,092	257	13	114	340	1,741	93	317	71,696
94	18	0	298	41	0	18	94	190	14	7	1,024
214	11	0	167	1	0	6	237	112	0	4	924
502	19	1,378	117	0	0	2	42	27	0	0	8,518
810	48	1,378	582	42	0	26	373	329	14	11	10,466
810	48	1,378	582	42	0	26	373	329	14	11	10,466
436	17	457	259	3	11	26	301	200	4	33	2,963
436	17	457	259	3	11	26	301	200	4	33	2,963
436	17	457	259	3	11	26	301	200	4	33	2,963
994	6	0	782	9	121	104	793	263	0	6	4,343
11	0	561	0	0	0	0	0	0	0	17	898
1,005	6	561	782	9	121	104	793	263	0	23	5,241
0	0	0	0	0	0	0	0	0	0	0	66
0	0	0	0	0	0	0	0	0	0	0	66
1,005	6	561	782	9	121	104	793	263	0	23	5,307
217	75	0	63	14	0	0	0	0	0	14	424
322	68	0	163	0	20	11	217	281	0	0	1,159
73	18	461	23	0	0	0	0	0	0	0	1,261
612	161	461	249	14	20	11	217	281	0	14	2,844
0	0	0	0	0	0	0	0	0	0	0	15
0	0	0	0	0	0	0	0	0	0	0	624
0	0	0	0	0	0	0	0	0	0	0	7
2	0	0	0	0	0	0	0	0	0	0	16
0	0	0	0	0	0	0	0	0	0	0	57
2	0	0	0	0	0	0	0	0	0	0	719
614	161	461	249	14	20	11	217	281	0	14	3,563
348	20	276	262	21	16	13	158	125	1	19	3,749
348	20	276	262	21	16	13	158	125	1	19	3,749
348	20	276	262	21	16	13	158	125	1	19	3,749
77	17	0	71	5	1	2	149	101	26	7	500
13	0	76	0	0	2	0	0	0	0	0	618

--- CRIMINAL ---

	CF	CM	PC1	MC	IF	OV	JC	JD	JS	JP	JM
CARROLL											
TOTAL-COURTS OF RECORD:	46	223	0	6	258	0	2	2	4	29	1
DELPHI CITY	0	0	0	0	16	0	0	0	0	0	0
BURLINGTON TOWN	0	0	0	0	7	0	0	0	0	0	0
TOTAL-CITY AND TOWN:	0	0	0	0	23	0	0	0	0	0	0
GRAND TOTAL:	46	223	0	6	281	0	2	2	4	29	1
CASS											
CIRCUIT	58	6	3	0	0	0	8	6	1	19	0
SUPERIOR	72	316	0	0	638	0	0	0	0	0	0
TOTAL-COURTS OF RECORD:	130	322	3	0	638	0	8	6	1	19	0
GRAND TOTAL:	130	322	3	0	638	0	8	6	1	19	0
CLARK											
CIRCUIT	160	0	0	19	0	0	0	0	0	8	0
SUPERIOR 1	64	0	0	4	0	0	25	103	127	135	0
SUPERIOR 2	99	0	0	0	0	0	137	0	0	108	28
COUNTY	1,108	1,013	172	227	7,100	0	0	0	0	0	0
TOTAL-COURTS OF RECORD:	1,431	1,013	172	250	7,100	0	162	103	127	251	28
CHARLESTOWN CITY	0	3	0	4	2	5	0	0	0	0	0
JEFFERSONVILLE CITY	0	1,208	0	0	648	265	0	0	0	0	0
CLARKSVILLE TOWN	0	1,639	0	0	662	1,350	0	0	0	0	0
TOTAL-CITY AND TOWN:	0	2,850	0	4	1,312	1,620	0	0	0	0	0
GRAND TOTAL:	1,431	3,863	172	254	8,412	1,620	162	103	127	251	28
CLAY											
CIRCUIT	50	0	16	0	0	0	27	76	51	37	2
SUPERIOR	213	132	1	0	502	0	0	0	0	0	0
TOTAL-COURTS OF RECORD:	263	132	17	0	502	0	27	76	51	37	2
GRAND TOTAL:	263	132	17	0	502	0	27	76	51	37	2
CLINTON											
CIRCUIT	38	0	0	0	0	0	45	2	2	23	8
SUPERIOR	148	479	1	0	350	0	0	0	0	0	0
TOTAL-COURTS OF RECORD:	186	479	1	0	350	0	45	2	2	23	8
FRANKFORT CITY	0	0	0	0	0	0	0	0	0	0	0
TOTAL-CITY AND TOWN:	0	0	0	0	0	0	0	0	0	0	0
GRAND TOTAL:	186	479	1	0	350	0	45	2	2	23	8
CRAWFORD											
CIRCUIT	139	258	1	5	7	0	111	36	0	22	10
TOTAL-COURTS OF RECORD:	139	258	1	5	7	0	111	36	0	22	10
GRAND TOTAL:	139	258	1	5	7	0	111	36	0	22	10
DAVISS											
CIRCUIT	216	0	1	42	0	0	157	96	0	56	0
SUPERIOR	329	294	0	3	435	67	0	0	0	0	0
TOTAL-COURTS OF RECORD:	545	294	1	45	435	67	157	96	0	56	0
GRAND TOTAL:	545	294	1	45	435	67	157	96	0	56	0
DEARBORN											
CIRCUIT	38	0	0	8	0	0	85	32	0	139	0
COUNTY	134	447	0	0	433	0	0	0	0	0	0

- - - C I V I L - - -

[illegible]

- - - CRIMINAL - - -

	CF	CM	PC1	MC	IF	OV	JC	JD	JS	JP	JM
DEARBORN											
TOTAL-COURTS OF RECORD:	172	447	0	8	433	0	85	32	0	139	0
AURORA CITY	0	276	0	10	2,746	0	0	0	0	0	0
LAWRENCEBURG CITY	0	7	0	4	84	1	0	0	0	0	0
TOTAL-CITY AND TOWN:	0	283	0	14	2,830	1	0	0	0	0	0
GRAND TOTAL:	172	730	0	22	3,263	1	85	32	0	139	0
DECATUR											
CIRCUIT	125	27	0	3	0	0	40	67	0	50	36
COUNTY	139	901	14	0	1,500	2	0	0	0	0	0
TOTAL-COURTS OF RECORD:	264	928	14	3	1,500	2	40	67	0	50	36
GRAND TOTAL:	264	928	14	3	1,500	2	40	67	0	50	36
DEKALB											
CIRCUIT	263	40	1	7	0	0	238	27	5	28	2
SUPERIOR	37	1,109	0	10	1,139	0	0	23	20	7	0
TOTAL-COURTS OF RECORD:	300	1,149	1	17	1,139	0	238	50	25	35	2
BUTLER CITY	0	0	0	0	14	0	0	0	0	0	0
TOTAL-CITY AND TOWN:	0	0	0	0	14	0	0	0	0	0	0
GRAND TOTAL:	300	1,149	1	17	1,153	0	238	50	25	35	2
DELAWARE											
CIRCUIT	124	0	19	9	0	0	3	276	348	975	288
SUPERIOR 1	186	0	10	1	0	0	274	2	1	27	0
SUPERIOR 2	184	0	8	0	0	2	463	200	206	505	167
SUPERIOR 3	228	568	24	0	707	0	0	0	0	0	0
SUPERIOR 4	310	1,433	81	0	525	0	0	0	0	0	0
TOTAL-COURTS OF RECORD:	1,032	2,001	142	10	1,232	2	740	478	555	1,507	455
MUNCIE CITY	0	3,242	0	0	109	92	0	0	0	0	0
YORKTOWN TOWN	0	0	0	0	403	0	0	0	0	0	0
TOTAL-CITY AND TOWN:	0	3,242	0	0	512	92	0	0	0	0	0
GRAND TOTAL:	1,032	5,243	142	10	1,744	94	740	478	555	1,507	455
DUBOIS											
CIRCUIT	152	84	0	5	1	0	97	239	58	146	3
SUPERIOR	40	245	0	18	496	0	0	0	0	0	0
TOTAL-COURTS OF RECORD:	192	329	0	23	497	0	97	239	58	146	3
GRAND TOTAL:	192	329	0	23	497	0	97	239	58	146	3
ELKHART											
CIRCUIT	93	0	5	0	0	0	0	0	0	140	0
SUPERIOR 1	84	0	0	0	0	0	0	0	0	0	0
SUPERIOR 2	49	2	0	0	0	0	10	0	0	257	0
SUPERIOR 3	153	1	0	0	0	0	0	0	0	6	0
COUNTY - ELKHART	345	15	6	46	2	0	0	0	0	0	0
COUNTY - GOSHEN	494	484	1	8	1,785	141	0	0	0	0	0
TOTAL-COURTS OF RECORD:	1,218	502	12	54	1,787	141	10	0	0	403	0
ELKHART CITY	0	2,324	172	0	2,205	19	0	0	0	0	0
GOSHEN CITY	0	1,038	15	1	1,372	50	0	0	0	0	0
NAPPANEE CITY	0	9	0	0	13	0	0	0	0	0	0
TOTAL-CITY AND TOWN:	0	3,371	187	1	3,590	69	0	0	0	0	0
GRAND TOTAL:	1,218	3,873	199	55	5,377	210	10	0	0	403	0
FAYETTE											
CIRCUIT	128	5	5	4	0	0	15	35	10	77	0

--- CIVIL ---

CP	CT	SC	DR	RS	MH	AD	ES	GU	TR	MI	TOTAL
514	80	872	180	18	145	26	266	364	24	10	3,815
0	0	0	0	0	0	0	0	0	0	0	3,032
0	0	0	0	0	0	0	0	0	0	0	96
0	0	0	0	0	0	0	0	0	0	0	3,128
514	80	872	180	18	145	26	266	364	24	10	6,943
935	13	0	164	2	12	21	327	269	36	10	2,137
28	1	447	0	0	0	0	0	0	0	17	3,049
963	14	447	164	2	12	21	327	269	36	27	5,186
963	14	447	164	2	12	21	327	269	36	27	5,186
293	93	0	180	5	16	17	293	432	15	34	1,989
203	20	1,281	329	12	13	16	112	45	5	6	4,387
496	113	1,281	509	17	29	33	405	477	20	40	6,376
0	0	0	0	0	0	0	0	0	0	0	14
0	0	0	0	0	0	0	0	0	0	0	14
496	113	1,281	509	17	29	33	405	477	20	40	6,390
309	19	1	1,017	70	21	20	601	279	44	53	4,476
428	35	1	452	0	37	8	110	50	3	9	1,634
1,076	13	2	685	0	107	25	170	130	3	34	3,980
303	6	2,145	891	0	0	0	0	0	0	12	4,884
431	9	3,155	362	0	0	0	0	0	0	1	6,307
2,547	82	5,304	3,407	70	165	53	881	459	50	109	21,281
0	0	0	0	0	0	0	0	0	0	0	3,443
0	0	0	0	0	0	0	0	0	0	0	403
0	0	0	0	0	0	0	0	0	0	0	3,846
2,547	82	5,304	3,407	70	165	53	881	459	50	109	25,127
134	42	0	110	0	87	11	269	186	10	7	1,641
68	8	227	58	0	0	0	0	0	0	1	1,161
202	50	227	168	0	87	11	269	186	10	8	2,802
202	50	227	168	0	87	11	269	186	10	8	2,802
781	110	0	691	0	0	21	482	376	8	31	2,738
2,181	87	0	534	38	0	7	173	404	0	12	3,520
1,253	100	0	759	0	34	94	723	510	0	66	3,857
328	61	0	525	44	150	3	144	47	10	9	1,481
290	0	1,046	0	0	0	0	0	0	0	11	1,761
52	6	552	0	0	0	0	0	0	0	2	3,525
4,885	364	1,598	2,509	82	184	125	1,522	1,337	18	131	16,882
971	0	0	0	0	0	0	0	0	0	0	5,691
33	0	0	0	0	0	0	0	0	0	0	2,509
0	0	0	0	0	0	0	0	0	0	0	22
1,004	0	0	0	0	0	0	0	0	0	0	8,222
5,889	364	1,598	2,509	82	184	125	1,522	1,337	18	131	25,104
122	31	0	167	6	1	8	214	232	0	12	1,072

--- CRIMINAL ---

	CF	CM	PC1	MC	IF	OV	JC	JD	JS	JP	JM
FAYETTE											
SUPERIOR	108	263	0	0	251	0	0	0	0	0	0
TOTAL-COURTS OF RECORD:	236	268	5	4	251	0	15	35	10	77	0
GRAND TOTAL:	236	268	5	4	251	0	15	35	10	77	0
FLOYD											
CIRCUIT	433	0	0	2	0	0	4	15	0	53	14
SUPERIOR	410	2	4	2	0	0	0	0	0	0	0
COUNTY	170	4,092	0	37	1,606	0	0	0	0	0	0
TOTAL-COURTS OF RECORD:	1,013	4,094	4	41	1,606	0	4	15	0	53	14
GRAND TOTAL:	1,013	4,094	4	41	1,606	0	4	15	0	53	14
FOUNTAIN											
CIRCUIT	57	150	1	0	71	0	4	9	1	14	0
TOTAL-COURTS OF RECORD:	57	150	1	0	71	0	4	9	1	14	0
ATTICA CITY	0	64	0	0	166	0	0	0	0	0	0
TOTAL-CITY AND TOWN:	0	64	0	0	166	0	0	0	0	0	0
GRAND TOTAL:	57	214	1	0	237	0	4	9	1	14	0
FRANKLIN											
CIRCUIT	162	154	11	0	77	0	30	0	0	32	0
TOTAL-COURTS OF RECORD:	162	154	11	0	77	0	30	0	0	32	0
GRAND TOTAL:	162	154	11	0	77	0	30	0	0	32	0
FULTON											
CIRCUIT	72	5	0	49	0	0	18	32	0	78	34
COUNTY	42	443	0	0	1,018	0	0	0	0	0	0
TOTAL-COURTS OF RECORD:	114	448	0	49	1,018	0	18	32	0	78	34
GRAND TOTAL:	114	448	0	49	1,018	0	18	32	0	78	34
GIBSON											
CIRCUIT	61	1	3	3	0	0	62	34	0	22	2
SUPERIOR	33	253	4	0	425	1	0	0	0	0	0
TOTAL-COURTS OF RECORD:	94	254	7	3	425	1	62	34	0	22	2
GRAND TOTAL:	94	254	7	3	425	1	62	34	0	22	2
GRANT											
CIRCUIT	52	1	31	0	0	0	0	0	0	0	0
SUPERIOR 1	67	9	3	0	0	0	0	0	0	0	0
SUPERIOR 2	65	9	4	2	0	0	136	131	27	164	80
COUNTY	190	445	29	6	124	0	0	0	0	0	0
TOTAL-COURTS OF RECORD:	374	464	67	8	124	0	136	131	27	164	80
GAS CITY	0	271	0	0	87	2	0	0	0	0	0
MARION CITY	0	142	0	0	430	309	0	0	0	0	0
TOTAL-CITY AND TOWN:	0	413	0	0	517	311	0	0	0	0	0
GRAND TOTAL:	374	877	67	8	641	311	136	131	27	164	80
GREENE											
CIRCUIT	63	1	10	0	0	0	60	10	0	39	0
SUPERIOR	139	155	1	19	1,415	0	0	0	0	0	0
TOTAL-COURTS OF RECORD:	202	156	11	19	1,415	0	60	10	0	39	0
GRAND TOTAL:	202	156	11	19	1,415	0	60	10	0	39	0
HAMILTON											
CIRCUIT	29	0	0	82	0	0	51	263	30	135	3

- - - C I V I L - - -

CP	CT	SC	DR	RS	MH	AD	ES	GU	TR	MI	TOTAL
74	2	197	49	2	0	0	0	0	0	5	951
196	33	197	216	8	1	8	214	232	0	17	2,023
196	33	197	216	8	1	8	214	232	0	17	2,023
2,349	3	0	1,140	1	4	24	826	399	8	2	5,277
528	98	0	565	6	13	6	24	86	1	13	1,758
807	26	1,505	0	0	0	0	0	0	0	1	8,244
3,684	127	1,505	1,705	7	17	30	850	485	9	16	15,279
3,684	127	1,505	1,705	7	17	30	850	485	9	16	15,279
84	29	27	46	4	0	7	95	123	25	0	747
84	29	27	46	4	0	7	95	123	25	0	747
0	0	0	0	0	0	0	0	0	0	0	230
0	0	0	0	0	0	0	0	0	0	0	230
84	29	27	46	4	0	7	95	123	25	0	977
581	10	90	41	0	0	0	140	131	24	0	1,483
581	10	90	41	0	0	0	140	131	24	0	1,483
581	10	90	41	0	0	0	140	131	24	0	1,483
364	26	0	39	2	8	4	404	118	1	30	1,284
2	0	3	0	0	0	0	0	0	0	0	1,508
366	26	3	39	2	8	4	404	118	1	30	2,792
366	26	3	39	2	8	4	404	118	1	30	2,792
126	79	0	156	7	4	4	166	114	7	9	860
74	6	150	48	0	0	0	0	0	0	0	994
200	85	150	204	7	4	4	166	114	7	9	1,854
200	85	150	204	7	4	4	166	114	7	9	1,854
158	42	0	83	16	31	23	262	342	57	11	1,109
425	13	0	215	0	4	0	21	27	0	7	791
130	16	0	229	0	3	14	41	170	0	4	1,225
36	0	950	0	0	0	0	0	0	0	18	1,798
749	71	950	527	16	38	37	324	539	57	40	4,923
0	0	0	0	0	0	0	0	0	0	0	360
0	0	0	0	0	0	0	0	0	0	0	881
0	0	0	0	0	0	0	0	0	0	0	1,241
749	71	950	527	16	38	37	324	539	57	40	6,164
157	26	0	52	5	5	18	213	156	3	7	825
68	19	241	31	3	0	0	0	0	0	13	2,104
225	45	241	83	8	5	18	213	156	3	20	2,929
225	45	241	83	8	5	18	213	156	3	20	2,929
298	126	0	71	2	18	23	69	96	14	120	1,430

--- CRIMINAL ---

	CF	CM	PC1	MC	IF	OV	JC	JD	JS	JP	JM
HAMILTON											
SUPERIOR 1	125	13	0	29	0	0	0	0	0	6	1
SUPERIOR 2	44	3	1	16	0	0	0	4	0	7	2
SUPERIOR 3	108	14	0	17	0	0	3	2	1	4	4
COUNTY	293	532	20	1,868	3,297	1,081	0	0	0	0	0
TOTAL-COURTS OF RECORD:	599	562	21	2,012	3,297	1,081	54	269	31	152	10
CARMEL CITY	0	437	1	0	1,766	177	0	0	0	0	0
NOBLESVILLE CITY	0	1,136	0	0	746	2,604	0	0	0	0	0
TOTAL-CITY AND TOWN:	0	1,573	1	0	2,512	2,781	0	0	0	0	0
GRAND TOTAL:	599	2,135	22	2,012	5,809	3,862	54	269	31	152	10
HANCOCK											
CIRCUIT	37	0	0	0	0	0	5	29	1	88	25
SUPERIOR	31	1	3	0	0	0	3	2	0	9	0
COUNTY	440	1,289	0	8	6,287	0	0	0	0	0	0
TOTAL-COURTS OF RECORD:	508	1,290	3	8	6,287	0	8	31	1	97	25
GRAND TOTAL:	508	1,290	3	8	6,287	0	8	31	1	97	25
HARRISON											
CIRCUIT	143	4	0	2	0	0	24	180	18	92	0
COUNTY	153	739	0	0	1,170	0	0	0	0	0	0
TOTAL-COURTS OF RECORD:	296	743	0	2	1,170	0	24	180	18	92	0
GRAND TOTAL:	296	743	0	2	1,170	0	24	180	18	92	0
HENDRICKS											
CIRCUIT	333	41	0	0	0	0	2	376	0	54	130
SUPERIOR 1	407	0	0	0	0	0	0	0	0	0	0
SUPERIOR 2	322	1,508	50	1	5,473	26	0	0	0	0	0
TOTAL-COURTS OF RECORD:	1,062	1,549	50	1	5,473	26	2	376	0	54	130
PLAINFIELD TOWN	0	132	0	0	977	0	0	0	0	0	0
TOTAL-CITY AND TOWN:	0	132	0	0	977	0	0	0	0	0	0
GRAND TOTAL:	1,062	1,681	50	1	6,450	26	2	376	0	54	130
HENRY											
CIRCUIT	127	0	1	4	0	0	5	70	0	133	0
SUPERIOR	134	0	0	0	0	0	27	47	0	188	0
COUNTY	389	1,004	9	8	422	0	0	0	0	0	0
TOTAL-COURTS OF RECORD:	650	1,004	10	12	422	0	32	117	0	321	0
KNIGHTSTOWN TOWN	0	25	0	0	168	0	0	0	0	0	0
TOTAL-CITY AND TOWN:	0	25	0	0	168	0	0	0	0	0	0
GRAND TOTAL:	650	1,029	10	12	590	0	32	117	0	321	0
HOWARD											
CIRCUIT	164	6	2	0	0	0	30	72	37	250	8
SUPERIOR 1	101	14	24	0	0	0	0	1	0	3	0
SUPERIOR 2	159	86	18	0	0	0	0	0	0	0	0
COUNTY	467	1,918	10	0	10,040	0	0	0	0	0	0
TOTAL-COURTS OF RECORD:	891	2,024	54	0	10,040	0	30	73	37	253	8
GRAND TOTAL:	891	2,024	54	0	10,040	0	30	73	37	253	8
HUNTINGTON											
CIRCUIT	35	1	0	0	0	0	7	40	0	73	0
SUPERIOR	75	298	0	0	242	5	0	0	0	1	0

107

CP	CT	SC	DR	RS	MH	AD	ES	GU	TR	MI	TOTAL
230	48	0	130	0	8	13	373	429	23	12	1,440
303	116	0	152	27	0	5	90	84	1	20	875
267	54	0	187	0	4	6	8	8	0	29	716
266	0	1,322	0	0	0	0	0	0	0	0	8,679
1,364	344	1,322	540	29	30	47	540	617	38	181	13,140
0	0	0	0	0	0	0	0	0	0	0	2,381
0	0	0	0	0	0	0	0	0	0	0	4,486
0	0	0	0	0	0	0	0	0	0	0	6,867
1,364	344	1,322	540	29	30	47	540	617	38	181	20,007
442	251	0	122	11	3	9	178	169	2	16	1,388
113	197	0	81	2	3	5	141	156	2	2	751
304	0	2,082	0	0	0	0	0	0	0	0	10,410
859	448	2,082	203	13	6	14	319	325	4	18	12,549
859	448	2,082	203	13	6	14	319	325	4	18	12,549
320	35	0	390	25	16	40	385	268	13	25	1,980
117	0	263	0	0	0	0	0	0	0	0	2,442
437	35	263	390	25	16	40	385	268	13	25	4,422
437	35	263	390	25	16	40	385	268	13	25	4,422
47	23	0	56	15	0	0	0	0	0	80	1,157
594	0	0	367	0	20	39	228	495	21	21	2,192
237	4	217	50	0	0	0	0	0	0	27	7,915
878	27	217	473	15	20	39	228	495	21	128	11,264
0	0	0	0	0	0	0	0	0	0	0	1,109
0	0	0	0	0	0	0	0	0	0	0	1,109
878	27	217	473	15	20	39	228	495	21	128	12,373
661	214	0	509	17	109	82	249	264	9	33	2,487
138	31	0	216	1	3	14	83	130	7	2	1,021
62	0	380	0	0	0	0	0	0	0	5	2,279
861	245	380	725	18	112	96	332	394	16	40	5,787
0	0	0	0	0	0	0	0	0	0	0	193
0	0	0	0	0	0	0	0	0	0	0	193
861	245	380	725	18	112	96	332	394	16	40	5,980
276	4	0	249	64	0	48	184	246	0	103	1,743
159	37	0	117	0	65	2	233	321	2	52	1,131
911	0	0	1,234	0	104	0	261	181	0	0	2,954
269	0	2,547	0	0	0	0	0	0	0	0	15,251
1,615	41	2,547	1,600	64	169	50	678	748	2	155	21,079
1,615	41	2,547	1,600	64	169	50	678	748	2	155	21,079
277	57	0	262	15	1	13	193	242	11	20	1,247
24	0	163	13	0	0	0	0	0	0	9	830

--- CRIMINAL ---

	CF	CM	PC1	MC	IF	OV	JC	JD	JS	JP	JM
HUNTINGTON											
TOTAL-COURTS OF RECORD:	110	299	0	0	242	5	7	40	0	74	0
ROANOKE TOWN	0	0	0	0	133	0	0	0	0	0	0
TOTAL-CITY AND TOWN:	0	0	0	0	133	0	0	0	0	0	0
GRAND TOTAL:	110	299	0	0	375	5	7	40	0	74	0
JACKSON											
CIRCUIT	398	0	1	0	0	0	57	150	17	10	0
SUPERIOR	0	394	0	0	4,548	0	0	0	0	0	0
TOTAL-COURTS OF RECORD:	398	394	1	0	4,548	0	57	150	17	10	0
GRAND TOTAL:	398	394	1	0	4,548	0	57	150	17	10	0
JASPER											
CIRCUIT	6	0	1	4	0	0	18	7	0	55	0
SUPERIOR 1	97	464	1	0	4	0	0	0	0	2	0
SUPERIOR 2	132	389	0	0	79	0	0	0	0	1	0
TOTAL-COURTS OF RECORD:	235	853	0	4	83	0	18	7	0	58	0
DEMOTTE TOWN	0	8	0	0	42	0	0	0	0	0	0
WHEATFIELD TOWN	0	0	0	0	3	0	0	0	0	0	0
TOTAL-CITY AND TOWN:	0	8	0	0	45	0	0	0	0	0	0
GRAND TOTAL:	235	861	0	4	128	0	18	7	0	58	0
JAY											
CIRCUIT	20	10	0	0	0	0	47	43	8	49	4
SUPERIOR	79	239	7	0	26	0	0	0	0	0	0
TOTAL-COURTS OF RECORD:	99	249	7	0	26	0	47	43	8	49	4
DUNKIRK CITY	0	2	0	0	11	0	0	0	0	0	0
PORTLAND CITY	0	19	0	0	81	1	0	0	0	0	0
TOTAL-CITY AND TOWN:	0	21	0	0	92	1	0	0	0	0	0
GRAND TOTAL:	99	270	7	0	118	1	47	43	8	49	4
JEFFERSON											
CIRCUIT	171	2	0	4	0	0	10	64	15	70	2
COUNTY	135	246	0	0	162	17	0	0	0	0	0
TOTAL-COURTS OF RECORD:	306	248	0	4	162	17	10	64	15	70	2
GRAND TOTAL:	306	248	0	4	162	17	10	64	15	70	2
JENNINGS											
CIRCUIT	115	106	0	8	0	0	47	52	0	46	13
TOTAL-COURTS OF RECORD:	115	106	0	8	0	0	47	52	0	46	13
NORTH VERNON CITY	0	14	0	0	44	0	0	0	0	0	0
TOTAL-CITY AND TOWN:	0	14	0	0	44	0	0	0	0	0	0
GRAND TOTAL:	115	120	0	8	44	0	47	52	0	46	13
JOHNSON											
CIRCUIT	157	20	10	14	0	0	149	181	104	393	3
SUPERIOR 1	291	475	0	3	1	0	10	0	0	8	0
SUPERIOR 2	836	2,443	0	22	40	0	4	0	0	17	10
TOTAL-COURTS OF RECORD:	1,284	2,938	10	39	41	0	163	181	104	418	13
FRANKLIN CITY	0	343	0	0	1,714	0	0	0	0	0	0
GREENWOOD CITY	0	728	0	0	579	1	0	0	0	0	0
NEW WHITELAND TOWN	0	1,088	0	0	589	139	0	0	0	0	0
TOTAL-CITY AND TOWN:	0	2,159	0	0	2,882	140	0	0	0	0	0

109

[illegible]

- - - CRIMINAL - - -

	CF	CM	PC1	MC	IF	OV	JC	JD	JS	JP	JM
JOHNSON											
GRAND TOTAL:	1,284	5,097	10	39	2,923	140	163	181	104	418	13
KNOX											
CIRCUIT	100	0	9	0	0	0	0	0	0	0	0
SUPERIOR 1	107	0	0	0	0	0	77	200	0	171	0
SUPERIOR 2	859	1,836	2	0	1,428	0	0	0	0	0	0
TOTAL-COURTS OF RECORD:	1,066	1,836	11	0	1,428	0	77	200	0	171	0
BICKNELL CITY	0	0	0	0	23	0	0	0	0	0	0
TOTAL-CITY AND TOWN:	0	0	0	0	23	0	0	0	0	0	0
GRAND TOTAL:	1,066	1,836	11	0	1,451	0	77	200	0	171	0
KOSCIUSKO											
CIRCUIT	42	0	0	1	0	0	0	0	0	0	0
SUPERIOR	52	0	0	1	0	0	2	17	0	48	0
COUNTY	8	4,838	0	1	4,171	0	0	0	0	0	0
TOTAL-COURTS OF RECORD:	102	4,838	0	3	4,171	0	2	17	0	48	0
GRAND TOTAL:	102	4,838	0	3	4,171	0	2	17	0	48	0
LAGRANGE											
CIRCUIT	286	41	0	32	0	0	73	247	0	94	0
SUPERIOR	193	307	0	0	380	1	0	0	0	0	0
TOTAL-COURTS OF RECORD:	479	348	0	32	380	1	73	247	0	94	0
GRAND TOTAL:	479	348	0	32	380	1	73	247	0	94	0
LAKE											
CIRCUIT	0	0	0	0	0	0	0	0	0	0	0
SUPERIOR, CIV. 1	0	0	0	0	0	0	0	0	0	0	0
SUPERIOR, CIV. 2	0	0	0	0	0	0	0	0	0	0	0
SUPERIOR, CIV. 3	0	0	0	0	0	0	0	0	0	0	0
SUPERIOR, CIV. 4	0	0	0	0	0	0	0	0	0	0	0
SUPERIOR, CIV. 5	0	0	0	0	0	0	0	0	0	0	0
SUPERIOR, JUV. DIV.	0	0	0	0	0	0	1,956	3,678	196	2,895	874
SUPERIOR, CRIM. 1	278	0	69	1	0	0	0	0	0	0	0
SUPERIOR, CRIM. 2	269	0	106	0	0	0	0	0	0	0	0
SUPERIOR, CRIM. 3	313	2	93	1	0	0	0	0	0	0	0
SUPERIOR, CRIM. 4	564	0	103	0	0	0	0	0	0	0	0
SUPERIOR 7	1,356	4,460	5	0	3,861	7,557	0	0	0	0	0
SUPERIOR 8	222	946	0	0	381	254	0	0	0	0	0
SUPERIOR 9	1,090	5,326	0	0	6,148	657	0	0	0	0	0
TOTAL-COURTS OF RECORD:	4,092	10,734	376	2	10,390	8,468	1,956	3,678	196	2,895	874
CROWN POINT CITY	0	483	0	0	60	87	0	0	0	0	0
EAST CHICAGO CITY	0	67	0	356	238	6	0	0	0	0	0
GARY CITY	0	10,062	0	0	4,993	5,175	0	0	0	0	0
4TH QTR CIVIL AVERAGED											
HAMMOND CITY	0	8,169	0	0	4,771	3,221	0	0	0	0	0
HOBART CITY	0	1,549	0	0	1,005	16	0	0	0	0	0
LAKE STATION CITY	0	1,242	3	0	1,506	16	0	0	0	0	0
WHITING CITY	0	110	0	0	23	2	0	0	0	0	0
TOTAL-CITY AND TOWN:	0	21,682	3	356	12,596	8,523	0	0	0	0	0
GRAND TOTAL:	4,092	32,416	379	358	22,986	16,991	1,956	3,678	196	2,895	874
LAPORTE											
CIRCUIT	132	1	0	2	0	0	10	125	0	82	121

--- CIVIL ---

CP	CT	SC	DR	RS	MH	AD	ES	GU	TR	MI	TOTAL
2,851	787	854	1,903	287	31	39	948	621	16	138	18,847
1,101	5	0	197	89	4	48	1,225	611	0	32	3,421
454	25	0	200	0	34	0	0	0	0	0	1,268
190	0	2,066	84	0	4	0	0	0	0	0	6,469
1,745	30	2,066	481	89	42	48	1,225	611	0	32	11,158
0	0	0	0	0	0	0	0	0	0	0	23
0	0	0	0	0	0	0	0	0	0	0	23
1,745	30	2,066	481	89	42	48	1,225	611	0	32	11,181
219	55	0	235	17	33	11	213	56	7	4	893
56	25	0	16	0	0	1	116	2	0	2	338
12	0	246	0	0	0	0	0	0	0	0	9,276
287	80	246	251	17	33	12	329	58	7	6	10,507
287	80	246	251	17	33	12	329	58	7	6	10,507
333	12	0	230	13	81	30	386	256	23	15	2,152
94	16	236	94	0	0	0	0	0	0	0	1,321
427	28	236	324	13	81	30	386	256	23	15	3,473
427	28	236	324	13	81	30	386	256	23	15	3,473
7,947	422	0	1,338	152	320	44	848	651	20	811	12,553
4,424	233	0	1,054	0	0	3	0	0	0	225	5,939
339	183	0	929	9	136	6	1,428	963	9	346	4,348
1,934	298	9	1,160	0	0	102	1,659	2,281	3	160	7,606
421	108	0	189	0	28	3	0	0	0	25	774
1,255	202	0	810	0	4	13	1,114	381	0	238	4,017
0	0	0	0	0	0	0	0	0	0	0	9,599
0	0	0	0	0	0	0	0	0	0	0	348
0	0	0	0	0	0	0	0	0	0	0	375
0	0	0	0	0	0	0	0	0	0	0	409
0	0	0	0	0	0	0	0	0	0	0	667
290	41	690	1	0	0	0	0	0	0	0	18,261
297	0	520	0	0	0	0	0	0	0	0	2,620
1,098	8	8,086	0	0	0	0	0	0	0	0	22,413
18,005	1,495	9,305	5,481	161	488	171	5,049	4,276	32	1,805	89,929
491	0	0	0	0	0	0	0	0	0	0	1,121
2,843	0	0	0	0	0	0	0	0	0	0	3,510
8,630	0	0	0	0	0	0	0	0	0	0	28,860
6,044	0	0	0	0	0	0	0	0	0	0	22,205
0	0	0	0	0	0	0	0	0	0	0	2,570
0	0	0	0	0	0	0	0	0	0	0	2,767
0	0	0	0	0	0	0	0	0	0	0	135
18,008	0	0	0	0	0	0	0	0	0	0	61,168
36,013	1,495	9,305	5,481	161	488	171	5,049	4,276	32	1,805	151,097
141	143	0	404	39	66	19	476	16	0	23	1,800

--- CRIMINAL ---

	CF	CM	PC1	MC	IF	OV	JC	JD	JS	JP	JM
LAPORTE											
SUPERIOR 1	157	0	0	0	0	0	0	0	0	0	0
SUPERIOR 2	44	0	0	1	0	0	69	286	0	246	27
SUPERIOR 3	313	63	0	9	895	0	0	0	0	0	0
SUPERIOR 4	508	2,736	14	68	4,731	445	0	0	0	0	0
TOTAL-COURTS OF RECORD:	1,154	2,800	14	80	5,626	445	79	411	0	328	148
GRAND TOTAL:	1,154	2,800	14	80	5,626	445	79	411	0	328	148
LAWRENCE											
CIRCUIT	8	1	13	0	0	0	4	17	2	98	0
SUPERIOR	62	0	3	3	0	0	0	0	0	0	0
COUNTY	269	934	3	0	2,142	1	0	0	0	0	0
TOTAL-COURTS OF RECORD:	339	935	19	3	2,142	1	4	17	2	98	0
GRAND TOTAL:	339	935	19	3	2,142	1	4	17	2	98	0
MADISON											
CIRCUIT	168	2	0	2	0	0	0	0	0	0	0
SUPERIOR 1	142	4	5	0	0	0	0	0	0	0	0
SUPERIOR 2	0	0	0	0	0	0	184	1,069	192	315	192
SUPERIOR 3	167	6	4	0	0	0	0	0	0	0	0
COUNTY 1	145	149	0	0	2	0	0	0	0	0	0
COUNTY 2	268	77	0	0	8	162	0	0	0	0	0
TOTAL-COURTS OF RECORD:	890	238	9	2	10	162	184	1,069	192	315	192
ALEXANDRIA CITY	0	74	0	0	110	0	0	0	0	0	0
ANDERSON CITY	0	3,329	10	0	480	52	0	0	0	0	0
ELWOOD CITY	0	774	0	0	1,095	48	0	0	0	0	0
EDGEWOOD TOWN	0	136	0	0	534	0	0	0	0	0	0
TOTAL-CITY AND TOWN:	0	4,313	10	0	2,219	100	0	0	0	0	0
GRAND TOTAL:	890	4,551	19	2	2,229	262	184	1,069	192	315	192
MARION											
CIRCUIT	0	0	0	0	0	0	0	0	0	1,036	0
SUPERIOR, CIV. 1	0	0	0	0	0	0	0	0	0	0	0
SUPERIOR, CIV. 2	0	0	0	0	0	0	0	0	0	0	0
SUPERIOR, CIV. 3	0	0	0	0	0	0	0	0	0	0	0
SUPERIOR, CIV. 4	0	0	0	0	0	0	0	0	0	1	0
SUPERIOR, CIV. 5	0	0	0	0	0	0	0	0	0	0	0
SUPERIOR, CIV. 6	0	0	0	0	0	0	0	0	0	0	0
SUPERIOR, CIV. 7	0	0	0	0	0	0	0	0	0	0	0
SUPERIOR, PROBATE	0	0	0	0	0	0	0	0	0	0	0
SUPERIOR, JUVENILE	0	0	0	0	0	0	2,801	7,524	1,527	4,258	37
SUPERIOR, CRIM. 1	357	0	0	0	0	0	0	0	0	0	0
SUPERIOR, CRIM. 2	217	0	0	0	0	0	0	0	0	0	0
SUPERIOR, CRIM. 3	712	0	49	2	0	0	0	0	0	0	0
SUPERIOR, CRIM. 4	465	0	27	0	0	0	0	0	0	0	0
SUPERIOR, CRIM. 5	361	0	0	0	0	0	0	0	0	0	0
SUPERIOR, CRIM. 6	322	0	0	0	0	0	0	0	0	0	0
MUNICIPAL 1	0	0	0	0	0	0	0	0	0	0	0
MUNICIPAL 2	0	0	0	0	0	0	0	0	0	0	0
MUNICIPAL 3	0	0	0	0	0	0	0	0	0	0	0
MUNICIPAL 4	25	3,500	0	0	314	116	0	0	0	0	0
MUNICIPAL 5	0	3,627	0	0	76	64	0	0	0	0	0
MUNICIPAL 6	567	243	0	0	1	0	0	0	0	0	0

113

CP	CT	SC	DR	RS	MH	AD	ES	GU	TR	MI	TOTAL
1,082	150	0	580	0	380	139	826	945	1	76	4,336
205	24	0	829	0	76	44	136	202	0	2	2,191
276	15	340	8	0	0	1	21	3	1	12	1,957
672	0	2,513	2	0	0	0	1	0	0	0	11,690
2,376	332	2,853	1,823	39	522	203	1,460	1,166	2	113	21,974
2,376	332	2,853	1,823	39	522	203	1,460	1,166	2	113	21,974
326	82	0	325	0	0	15	240	446	7	7	1,591
55	11	0	289	17	29	0	0	0	0	0	469
76	2	997	0	0	0	0	0	0	0	0	4,424
457	95	997	614	17	29	15	240	446	7	7	6,484
457	95	997	614	17	29	15	240	446	7	7	6,484
858	25	0	562	0	72	0	495	534	2	60	2,780
547	21	0	344	0	13	39	530	932	13	47	2,637
254	30	0	343	0	0	0	0	0	0	35	2,614
724	26	0	779	47	18	12	139	160	0	162	2,244
89	0	1,462	0	0	0	0	0	0	0	14	1,861
64	3	893	0	0	0	0	0	0	0	22	1,497
2,536	105	2,355	2,028	47	103	51	1,164	1,626	15	340	13,633
0	0	0	0	0	0	0	0	0	0	0	184
0	0	0	0	0	0	0	0	0	0	0	3,871
0	0	67	0	0	0	0	0	0	0	8	1,992
0	0	0	0	0	0	0	0	0	0	0	670
0	0	67	0	0	0	0	0	0	0	8	6,717
2,536	105	2,422	2,028	47	103	51	1,164	1,626	15	348	20,350
737	135	0	433	490	0	0	0	0	0	1,186	4,017
966	173	0	38	0	0	0	0	0	0	29	1,206
625	133	0	2	0	0	0	0	0	0	25	785
101	14	0	1,335	0	0	0	0	0	0	9	1,459
56	44	0	1,465	0	0	0	0	0	0	12	1,578
667	143	0	32	0	0	0	0	0	0	26	888
107	28	0	1,066	0	0	0	0	0	0	8	1,209
609	175	0	6	0	0	0	0	0	0	46	836
765	0	0	0	0	0	252	2,661	2,339	186	0	6,203
0	0	0	0	92	0	0	0	9	0	0	16,248
0	0	0	0	0	0	0	0	0	0	0	357
0	0	0	0	0	0	0	0	0	0	0	217
0	0	0	0	0	0	0	0	0	0	0	763
0	0	0	0	0	0	0	0	0	0	0	492
0	0	0	0	0	0	0	0	0	0	0	361
0	0	0	0	0	0	0	0	0	0	0	322
918	29	0	0	0	0	0	0	0	0	154	1,101
0	53	0	0	0	0	0	0	0	0	367	420
0	0	0	0	0	958	0	0	0	0	0	958
0	0	0	0	0							

--- CRIMINAL ---

	CF	CM	PC1	MC	IF	OV	JC	JD	JS	JP	JM
MARION											
MUNICIPAL 7	0	0	0	0	0	0	0	0	0	0	0
MUNICIPAL 8	0	0	0	0	0	0	0	0	0	0	0
MUNICIPAL 9	0	2,706	0	0	172	93	0	0	0	0	0
MUNICIPAL 10	0	3,864	0	0	86	86	0	0	0	0	0
MUNICIPAL 11	2	566	0	0	14	34	0	0	0	0	0
MUNICIPAL 12	0	0	0	0	0	248	0	0	0	0	0
MUNICIPAL 13	9	1,452	0	0	34,641	3,332	0	0	0	0	0
MUNICIPAL 14	0	3,448	0	0	9,905	626	0	0	0	0	0
MUNICIPAL 15	2,310	45	0	0	0	0	0	0	0	0	0
MUNICIPAL 16	114	897	0	0	3	0	0	0	0	0	0
TOTAL-COURTS OF RECORD:	5,461	20,348	76	2	45,212	4,599	2,801	7,524	1,527	5,295	37
CENTER TOWNSHIP	0	0	0	0	0	0	0	0	0	0	0
DECATUR TOWNSHIP	0	0	0	0	0	0	0	0	0	0	0
LAWRENCE TOWNSHIP	0	0	0	0	0	0	0	0	0	0	0
PERRY TOWNSHIP	0	0	0	0	0	0	0	0	0	0	0
PIKE TOWNSHIP	0	0	0	0	0	0	0	0	0	0	0
WARREN TOWNSHIP	0	0	0	0	0	0	0	0	0	0	0
WASHINGTON TOWNSHIP	0	0	0	0	0	0	0	0	0	0	0
WAYNE TOWNSHIP	0	0	0	0	0	0	0	0	0	0	0
TOTAL-SMALL CLAIMS:	0	0	0	0	0	0	0	0	0	0	0
GRAND TOTAL:	5,461	20,348	76	2	45,212	4,599	2,801	7,524	1,527	5,295	37
MARSHALL											
CIRCUIT	33	0	0	2	0	0	3	0	0	34	43
SUPERIOR 1	71	2	0	1	0	0	0	0	0	1	0
SUPERIOR 2	368	1,672	5	42	1,729	0	0	0	0	0	0
TOTAL-COURTS OF RECORD:	472	1,674	5	45	1,729	0	3	0	0	35	43
GRAND TOTAL:	472	1,674	5	45	1,729	0	3	0	0	35	43
MARTIN											
CIRCUIT	38	149	3	3	508	0	13	14	5	17	0
TOTAL-COURTS OF RECORD:	38	149	3	3	508	0	13	14	5	17	0
GRAND TOTAL:	38	149	3	3	508	0	13	14	5	17	0
MIAMI											
CIRCUIT	74	116	2	0	0	0	18	56	11	40	13
SUPERIOR	19	145	0	0	1,355	0	13	4	7	46	11
TOTAL-COURTS OF RECORD:	93	261	2	0	1,355	0	31	60	18	86	24
PERU CITY	0	0	0	0	0	0	0	0	0	0	0
BUNKER HILL TOWN	0	0	0	0	484	0	0	0	0	0	0
TOTAL-CITY AND TOWN:	0	0	0	0	484	0	0	0	0	0	0
GRAND TOTAL:	93	261	2	0	1,839	0	31	60	18	86	24
MONROE											
CIRCUIT 1	114	9	16	0	0	0	18	107	0	155	0
CIRCUIT 2	94	14	1	0	0	0	0	0	0	0	0
CIRCUIT 3	79	6	6	0	0	0	0	0	0	0	0
CIRCUIT 4	102	4	5	0	0	0	0	0	0	0	0
CIRCUIT 5	223	3,093	3	0	1,353	0	0	0	0	0	0
CIRCUIT 6	3	33	0	0	0	0	0	0	0	0	0
TOTAL-COURTS OF RECORD:	615	3,159	31	0	1,353	0	18	107	0	155	0
GRAND TOTAL:	615	3,159	31	0	1,353	0	18	107	0	155	0
MONTGOMERY											
CIRCUIT	141	24	25	30	0	0	95	111	0	182	26

--- CIVIL ---

CP	CT	SC	DR	RS	MH	AD	ES	GU	TR	MI	TOTAL
666	34	0	0	0	0	0	0	0	0	0	700
969	25	0	0	0	0	0	0	0	0	2	996
0	0	0	0	0	0	0	0	0	0	0	2,971
0	0	0	0	0	0	0	0	0	0	0	4,036
0	0	0	0	0	0	0	0	0	0	0	616
105	0	0	0	0	0	0	0	0	0	2	355
0	0	0	0	0	0	0	0	0	0	0	39,434
0	0	0	0	0	0	0	0	0	0	0	13,979
0	0	0	0	0	0	0	0	0	0	0	2,355
0	0	0	0	0	0	0	0	0	0	0	1,014
7,311	986	0	4,377	582	958	252	2,661	2,348	186	1,866	114,409
0	0	1,889	0	0	0	0	0	0	0	0	1,889
0	0	72	0	0	0	0	0	0	0	0	72
0	0	3,655	0	0	0	0	0	0	0	0	3,655
0	0	1,664	0	0	0	0	0	0	0	0	1,664
0	0	10,016	0	0	0	0	0	0	0	0	10,016
0	0	5,712	0	0	0	0	0	0	0	0	5,712
0	0	7,738	0	0	0	0	0	0	0	0	7,738
0	0	380	0	0	0	0	0	0	0	0	380
0	0	31,126	0	0	0	0	0	0	0	0	31,126
7,311	986	31,126	4,377	582	958	252	2,661	2,348	186	1,866	145,535
347	143	0	225	25	12	12	128	156	18	7	1,188
44	50	0	50	0	8	3	137	71	5	8	451
179	3	484	0	0	1	0	0	0	0	4	4,487
570	196	484	275	25	21	15	265	227	23	19	6,126
570	196	484	275	25	21	15	265	227	23	19	6,126
112	19	46	40	18	6	2	50	43	0	0	1,086
112	19	46	40	18	6	2	50	43	0	0	1,086
112	19	46	40	18	6	2	50	43	0	0	1,086
144	35	0	150	27	11	24	252	213	9	13	1,208
352	10	577	190	0	0	6	113	91	0	17	2,956
496	45	577	340	27	11	30	365	304	9	30	4,164
0	0	0	0	0	0	0	0	0	0	0	0
0	0	0	0	0	0	0	0	0	0	0	484
0	0	0	0	0	0	0	0	0	0	0	484
496	45	577	340	27	11	30	365	304	9	30	4,648
91	17	0	46	0	1	11	379	314	16	14	1,308
130	36	7	80	0	0	0	0	0	0	2	364
116	42	4	78	0	0	0	0	1	0	4	336
97	41	7	78	0	0	0	0	0	0	2	336
0	1	0	1	0	0	0	0	0	0	0	4,674
124	5	1,022	61	0	0	0	0	0	0	1	1,249
558	142	1,040	344	0	1	11	379	315	16	23	8,267
558	142	1,040	344	0	1	11	379	315	16	23	8,267
577	28	0	0	0	55	24	243	141	71	187	1,960

- - - CRIMINAL - - -

	CF	CM	PC1	MC	IF	OV	JC	JD	JS	JP	JM
MONTGOMERY											
SUPERIOR	86	0	0	1	0	0	0	0	0	0	0
COUNTY	0	0	27	4	531	32	0	0	0	1	0
TOTAL-COURTS OF RECORD:	227	24	52	35	531	32	95	111	0	183	26
GRAND TOTAL:	227	24	52	35	531	32	95	111	0	183	26
MORGAN											
CIRCUIT	123	110	10	30	2	0	66	13	58	76	10
SUPERIOR	134	115	0	24	7	0	0	0	0	0	0
COUNTY	25	95	0	0	1	0	0	0	0	0	0
TOTAL-COURTS OF RECORD:	282	320	10	54	10	0	66	13	58	76	10
MARTINSVILLE CITY	0	16	0	0	216	0	0	0	0	0	0
MOORESVILLE TOWN	0	26	0	0	33	0	0	0	0	0	0
TOTAL-CITY AND TOWN:	0	42	0	0	249	0	0	0	0	0	0
GRAND TOTAL:	282	362	10	54	259	0	66	13	58	76	10
NEWTON											
CIRCUIT	8	4	0	0	0	0	94	167	0	66	1
SUPERIOR	92	81	4	0	382	0	0	0	0	0	0
TOTAL-COURTS OF RECORD:	100	85	4	0	382	0	94	167	0	66	1
GRAND TOTAL:	100	85	4	0	382	0	94	167	0	66	1
NOBLE											
CIRCUIT	36	2	0	0	0	0	24	32	0	11	0
SUPERIOR	39	1	0	0	0	0	19	22	1	62	5
COUNTY	452	179	0	2	350	182	0	0	0	0	0
TOTAL-COURTS OF RECORD:	527	182	0	2	350	182	43	54	1	73	5
CROMWELL TOWN	0	0	0	0	228	0	0	0	0	0	0
TOTAL-CITY AND TOWN:	0	0	0	0	228	0	0	0	0	0	0
GRAND TOTAL:	527	182	0	2	122	182	43	54	1	73	5
OHIO											
CIRCUIT	9	1	0	1	0	0	3	6	0	9	0
SUPERIOR	22	129	0	0	96	0	0	0	0	0	0
TOTAL-COURTS OF RECORD:	31	130	0	1	96	0	3	6	0	9	0
GRAND TOTAL:	31	130	0	1	96	0	3	6	0	9	0
ORANGE											
CIRCUIT	131	1	0	0	2	0	11	62	8	14	0
COUNTY	78	289	0	0	51	0	0	0	0	0	0
TOTAL-COURTS OF RECORD:	209	290	0	0	53	0	11	62	8	14	0
GRAND TOTAL:	209	290	0	0	53	0	11	62	8	14	0
OWEN											
CIRCUIT	80	165	7	42	635	2	18	23	0	19	1
TOTAL-COURTS OF RECORD:	80	165	7	42	635	2	18	23	0	19	1
GRAND TOTAL:	80	165	7	42	635	2	18	23	0	19	1
PARKE											
CIRCUIT	116	990	0	0	1,248	0	17	42	0	44	1
TOTAL-COURTS OF RECORD:	116	990	0	0	1,248	0	17	42	0	44	1
GRAND TOTAL:	116	990	0	0	1,248	0	17	42	0	44	1
PERRY											
CIRCUIT	226	316	0	0	383	0	10	7	1	39	11

--- CIVIL ---

CP	CT	SC	DR	RS	MH	AD	ES	GU	TR	MI	TOTAL
30	2	0	112	0	13	8	149	76	10	12	499
54	0	44	1	0	0	0	0	0	0	42	736
661	30	44	113	0	68	32	392	217	81	241	3,195
661	30	44	113	0	68	32	392	217	81	241	3,195
175	85	0	25	23	20	6	44	102	13	19	1,010
346	31	0	429	1	9	10	296	207	3	14	1,626
10	0	286	0	0	0	0	0	0	0	0	417
531	116	286	454	24	29	16	340	309	16	33	3,053
0	0	0	0	0	0	0	0	0	0	0	232
0	0	0	0	0	0	0	0	0	0	0	59
0	0	0	0	0	0	0	0	0	0	0	291
531	116	286	454	24	29	16	340	309	16	33	3,344
375	250	586	160	10	4	14	229	269	0	4	2,241
258	260	134	56	0	0	0	40	28	2	4	1,341
633	510	720	216	10	4	14	269	297	2	8	3,582
633	510	720	216	10	4	14	269	297	2	8	3,582
298	46	0	178	0	5	31	192	216	16	18	1,105
259	61	0	141	11	3	3	24	39	0	4	694
47	0	463	0	0	0	0	0	0	0	0	1,675
604	107	463	319	11	8	34	216	255	16	22	3,474
0	0	0	0	0	0	0	0	0	0	0	228
0	0	0	0	0	0	0	0	0	0	0	228
604	107	463	319	11	8	34	216	255	16	22	3,246
49	2	0	72	3	3	5	45	64	1	0	273
54	2	53	36	1	0	0	0	0	0	0	393
103	4	53	108	4	3	5	45	64	1	0	666
103	4	53	108	4	3	5	45	64	1	0	666
201	10	0	84	39	18	4	190	212	0	0	987
14	0	248	0	0	0	0	0	0	0	0	680
215	10	248	84	39	18	4	190	212	0	0	1,667
215	10	248	84	39	18	4	190	212	0	0	1,667
176	20	385	112	66	12	0	176	111	4	18	2,072
176	20	385	112	66	12	0	176	111	4	18	2,072
176	20	385	112	66	12	0	176	111	4	18	2,072
992	24	383	311	0	107	22	507	365	0	6	5,175
992	24	383	311	0	107	22	507	365	0	6	5,175
992	24	383	311	0	107	22	507	365	0	6	5,175
102	6	209	117	1	4	5	247	230	0	3	1,917

- - - CRIMINAL - - -

	CF	CM	PC1	MC	IF	OV	JC	JD	JS	JP	JM
PERRY											
TOTAL-COURTS OF RECORD:	226	316	0	0	383	0	10	7	1	39	11
TELL CITY CITY	0	4	0	0	10	0	0	0	0	0	0
TOTAL-CITY AND TOWN:	0	4	0	0	10	0	0	0	0	0	0
GRAND TOTAL:	226	320	0	0	393	0	10	7	1	39	11
PIKE											
CIRCUIT	85	81	4	2	86	0	43	14	13	29	5
TOTAL-COURTS OF RECORD:	85	81	4	2	86	0	43	14	13	29	5
GRAND TOTAL:	85	81	4	2	86	0	43	14	13	29	5
PORTER											
CIRCUIT, SUP 1 & 2	279	10	0	4	0	0	234	637	0	312	17
SUPERIOR 3	38	277	9	0	345	15	0	0	0	0	0
SUPERIOR 4	124	1,086	9	51	1,126	33	0	0	0	0	0
TOTAL-COURTS OF RECORD:	441	1,373	18	55	1,471	48	234	637	0	312	17
CHESTERTON TOWN	0	0	0	0	0	0	0	0	0	0	0
TO BE ABOLISHED 12-31-91											
TOTAL-CITY AND TOWN:	0	0	0	0	0	0	0	0	0	0	0
GRAND TOTAL:	441	1,373	18	55	1,471	48	234	637	0	312	17
POSEY											
CIRCUIT	24	0	0	0	0	0	2	7	1	13	0
COUNTY	10	148	0	0	149	0	0	0	0	0	0
TOTAL-COURTS OF RECORD:	34	148	0	0	149	0	2	7	1	13	0
GRAND TOTAL:	34	148	0	0	149	0	2	7	1	13	0
PULASKI											
CIRCUIT	40	1	0	0	0	0	16	51	3	97	8
COUNTY	99	205	0	0	320	0	0	0	0	0	0
TOTAL-COURTS OF RECORD:	139	206	0	0	320	0	16	51	3	97	8
GRAND TOTAL:	139	206	0	0	320	0	16	51	3	97	8
PUTNAM											
CIRCUIT	26	0	0	4	0	0	3	16	0	9	0
COUNTY	12	176	0	0	233	0	0	0	0	0	0
TOTAL-COURTS OF RECORD:	38	176	0	4	233	0	3	16	0	9	0
GRAND TOTAL:	38	176	0	4	233	0	3	16	0	9	0
RANDOLPH											
CIRCUIT	27	2	3	1	0	0	61	62	9	24	41
SUPERIOR	151	548	0	0	6	0	0	0	0	0	0
TOTAL-COURTS OF RECORD:	178	550	3	1	6	0	61	62	9	24	41
WINCHESTER CITY	0	174	0	0	1,457	39	0	0	0	0	0
UNION CITY	0	24	0	0	75	1	0	0	0	0	0
TOTAL-CITY AND TOWN:	0	198	0	0	1,532	40	0	0	0	0	0
GRAND TOTAL:	178	748	3	1	1,538	40	61	62	9	24	41
RIPLEY											
CIRCUIT	214	615	0	62	0	0	33	31	0	59	167
TOTAL-COURTS OF RECORD:	214	615	0	62	0	0	33	31	0	59	167
BATESVILLE CITY	0	10	0	0	198	8	0	0	0	0	0
VERSAILLES TOWN	0	100	0	0	324	0	0	0	0	0	0

119

[illegible]

- - - CRIMINAL - - -

	CF	CM	PC1	MC	IF	OV	JC	JD	JS	JP	JM
RIPLEY											
TOTAL-CITY AND TOWN:	0	110	0	0	522	8	0	0	0	0	0
GRAND TOTAL:	214	725	0	62	522	8	33	31	0	59	167
RUSH											
CIRCUIT	48	2	0	0	0	0	22	23	0	25	0
COUNTY	283	483	66	13	186	4	0	0	0	0	0
TOTAL-COURTS OF RECORD:	331	485	66	13	186	4	22	23	0	25	0
GRAND TOTAL:	331	485	66	13	186	4	22	23	0	25	0
ST. JOSEPH											
CIRCUIT	5	0	0	0	0	0	0	0	0	0	0
SUPERIOR	537	17,408	27	0	9,768	1,010	0	0	0	0	0
PROBATE	0	0	0	0	0	0	124	174	7	2,350	66
TOTAL-COURTS OF RECORD:	542	17,408	27	0	9,768	1,010	124	174	7	2,350	66
WALKERTON TOWN	0	4	0	0	9	0	0	0	0	0	0
TOTAL-CITY AND TOWN:	0	4	0	0	9	0	0	0	0	0	0
GRAND TOTAL:	542	17,412	27	0	9,777	1,010	124	174	7	2,350	66
SCOTT											
CIRCUIT	179	3	0	1	0	0	23	35	0	86	2
COUNTY	47	380	9	0	295	9	0	0	0	0	0
TOTAL-COURTS OF RECORD:	226	383	9	1	295	9	23	35	0	86	2
GRAND TOTAL:	226	383	9	1	295	9	23	35	0	86	2
SHELBY											
CIRCUIT	4	0	0	0	0	0	0	0	0	0	0
SUPERIOR 1	88	3	1	6	0	0	3	30	13	64	21
SUPERIOR 2	55	195	0	4	598	0	0	0	0	0	0
TOTAL-COURTS OF RECORD:	147	198	1	10	598	0	3	30	13	64	21
GRAND TOTAL:	147	198	1	10	598	0	3	30	13	64	21
SPENCER											
CIRCUIT	61	43	0	0	145	0	0	1	0	1	0
TOTAL-COURTS OF RECORD:	61	43	0	0	145	0	0	1	0	1	0
ROCKPORT CITY	0	4	0	0	2	0	0	0	0	0	0
TOTAL-CITY AND TOWN:	0	4	0	0	2	0	0	0	0	0	0
GRAND TOTAL:	61	47	0	0	147	0	0	1	0	1	0
STARKE											
CIRCUIT	76	6	0	3	0	0	2	42	0	15	2
TOTAL-COURTS OF RECORD:	76	6	0	3	0	0	2	42	0	15	2
KNOX CITY - CITY	0	284	0	0	98	0	0	0	0	0	0
TOTAL-CITY AND TOWN:	0	284	0	0	98	0	0	0	0	0	0
GRAND TOTAL:	76	290	0	3	98	0	2	42	0	15	2
STEUBEN											
CIRCUIT	83	3	0	0	0	0	87	45	1	73	2
SUPERIOR	517	1,395	0	15	786	5	0	0	0	0	0
TOTAL-COURTS OF RECORD:	600	1,398	0	15	786	5	87	45	1	73	2
FREMONT TOWN	0	212	0	0	4,506	17	0	0	0	0	0
TOTAL-CITY AND TOWN:	0	212	0	0	4,506	17	0	0	0	0	0
GRAND TOTAL:	600	1,610	0	15	5,292	22	87	45	1	73	2
SULLIVAN											
CIRCUIT	13	4	0	0	0	0	23	35	0	6	3

--- CIVIL ---

CP	CT	SC	DR	RS	MH	AD	ES	GU	TR	MI	TOTAL
23	0	0	0	0	0	0	0	0	0	0	663
469	13	16	274	63	45	18	576	265	3	22	3,585
166	28	0	151	4	1	10	111	72	14	13	690
64	0	73	0	0	0	0	0	0	0	0	1,172
230	28	73	151	4	1	10	111	72	14	13	1,862
230	28	73	151	4	1	10	111	72	14	13	1,862
1,537	149	0	1,521	17	0	0	245	160	0	586	4,220
810	126	5,037	428	0	528	0	147	98	0	23	35,947
8	0	0	0	0	0	165	2,035	3,682	53	0	8,664
2,355	275	5,037	1,949	17	528	165	2,427	3,940	53	609	48,831
0	0	0	0	0	0	0	0	0	0	0	13
0	0	0	0	0	0	0	0	0	0	0	13
2,355	275	5,037	1,949	17	528	165	2,427	3,940	53	609	48,844
407	56	0	232	11	38	10	128	169	1	7	1,388
112	0	249	0	0	0	0	0	0	0	1	1,102
519	56	249	232	11	38	10	128	169	1	8	2,490
519	56	249	232	11	38	10	128	169	1	8	2,490
575	160	0	145	2	1	7	215	176	27	18	1,330
78	47	0	82	1	17	3	14	113	0	4	588
105	16	245	73	0	8	4	3	23	0	7	1,336
758	223	245	300	3	26	14	232	312	27	29	3,254
758	223	245	300	3	26	14	232	312	27	29	3,254
353	8	36	57	5	0	1	97	97	2	0	907
353	8	36	57	5	0	1	97	97	2	0	907
0	0	0	0	0	0	0	0	0	0	0	6
0	0	0	0	0	0	0	0	0	0	0	6
353	8	36	57	5	0	1	97	97	2	0	913
270	112	202	69	12	1	4	186	39	1	3	1,045
270	112	202	69	12	1	4	186	39	1	3	1,045
0	0	0	0	0	0	0	0	0	0	0	382
0	0	0	0	0	0	0	0	0	0	0	382
270	112	202	69	12	1	4	186	39	1	3	1,427
129	51	0	94	11	2	8	295	55	2	8	949
162	18	1,689	129	0	0	0	0	0	0	5	4,721
291	69	1,689	223	11	2	8	295	55	2	13	5,670
0	0	0	0	0	0	0	0	0	0	0	4,735
0	0	0	0	0	0	0	0	0	0	0	4,735
291	69	1,689	223	11	2	8	295	55	2	13	10,405
44	22	0	15	38	20	6	136	126	10	19	520

--- CIVIL ---

CP	CT	SC	DR	RS	MH	AD	ES	GU	TR	MI	TOTAL
91	27	89	29	0	1	0	0	0	0	12	1,004
135	49	89	44	38	21	6	136	126	10	31	1,524
135	49	89	44	38	21	6	136	126	10	31	1,524
14	6	0	24	19	0	1	5	1	0	1	71
130	10	164	152	0	23	40	115	110	4	16	1,297
144	16	164	176	19	23	41	120	111	4	17	1,368
144	16	164	176	19	23	41	120	111	4	17	1,368
716	31	0	166	0	125	23	858	1,113	184	287	3,534
183	17	0	209	118	5	0	0	0	0	3	625
157	13	0	318	1	12	0	0	0	0	61	630
0	0	0	0	76	0	0	0	0	0	0	714
0	0	1,803	0	0	0	0	0	0	0	0	2,105
387	29	0	0	0	0	0	0	0	0	0	4,392
1,443	32	1,803	693	195	142	23	858	1,113	184	351	12,000
0	0	0	0	0	0	0	0	0	0	0	4
0	0	0	0	0	0	0	0	0	0	0	4
1,443	32	1,803	693	195	142	23	858	1,113	184	351	12,004
29	29	40	11	3	1	9	119	74	9	6	513
29	29	40	11	3	1	9	119	74	9	6	513
0	0	0	0	0	0	0	0	0	0	0	1,550
0	0	0	0	0	0	0	0	0	0	0	2,279
0	0	0	0	0	0	0	0	0	0	0	3,829
29	29	40	11	3	1	9	119	74	9	6	4,342
141	20	96	91	0	0	3	248	134	6	37	1,717
141	20	96	91	0	0	3	248	134	6	37	1,717
141	20	96	91	0	0	3	248	134	6	37	1,717
118	29	0	0	0	0	0	0	0	0	96	916
2,220	432	3,497	861	0	0	55	741	1,155	202	1,136	15,825
2,338	461	3,497	861	0	0	55	741	1,155	202	1,232	16,741
2,338	461	3,497	861	0	0	55	741	1,155	202	1,232	16,741
72	14	151	101	2	0	5	161	171	8	5	1,002
72	14	151	101	2	0	5	161	171	8	5	1,002
0	0	0	0	0	0	0	0	0	0	0	234
0	0	0	0	0	0	0	0	0	0	0	234
72	14	151	101	2	0	5	161	171	8	5	1,236
586	18	0	83	233	0	42	0	0	0	43	2,065
364	48	0	41	39	0	1	1	0	0	10	730
128	18	0	216	0	0	0	348	271	0	67	1,101

--- CRIMINAL ---

	CF	CM	PC1	MC	IF	OV	JC	JD	JS	JP	JM
VIGO											
SUPERIOR 3	0	0	0	0	0	0	0	0	0	0	0
SUPERIOR JURIS OF CIRCUIT CT.											
COUNTY 4	10	192	0	0	0	0	0	0	0	0	0
COUNTY 5	539	501	5	0	2	0	0	0	0	0	0
TOTAL-COURTS OF RECORD:	1,003	758	65	42	5	0	227	221	72	177	18
TERRE HAUTE CITY	0	4,978	0	0	1,434	21	0	0	0	0	0
TOTAL-CITY AND TOWN:	0	4,978	0	0	1,434	21	0	0	0	0	0
GRAND TOTAL:	1,003	5,736	65	42	1,439	21	227	221	72	177	18
WABASH											
CIRCUIT	127	1	0	3	0	0	70	81	18	141	0
COUNTY	61	631	2	0	124	0	0	0	0	0	0
TOTAL-COURTS OF RECORD:	188	632	2	3	124	0	70	81	18	141	0
WABASH CITY	0	0	0	0	22	0	0	0	0	0	0
N. MANCHESTER TOWN	0	0	0	0	25	10	0	0	0	0	0
TOTAL-CITY AND TOWN:	0	0	0	0	47	10	0	0	0	0	0
GRAND TOTAL:	188	632	2	3	171	10	70	81	18	141	0
WARREN											
CIRCUIT	48	66	9	0	219	0	0	0	0	10	0
TOTAL-COURTS OF RECORD:	48	66	9	0	219	0	0	0	0	10	0
GRAND TOTAL:	48	66	9	0	219	0	0	0	0	10	0
WARRICK											
CIRCUIT	85	3	0	1	0	0	47	20	0	9	0
SUPERIOR	164	1,355	2	3	2,472	18	3	3	0	34	0
TOTAL-COURTS OF RECORD:	249	1,358	2	4	2,472	18	50	23	0	43	0
GRAND TOTAL:	249	1,358	2	4	2,472	18	50	23	0	43	0
WASHINGTON											
CIRCUIT	325	751	1	77	173	0	28	44	0	8	1
SUPERIOR	3	26	0	0	0	0	0	0	0	0	0
TOTAL-COURTS OF RECORD:	328	777	1	77	173	0	28	44	0	8	1
GRAND TOTAL:	328	777	1	77	173	0	28	44	0	8	1
WAYNE											
CIRCUIT	136	1	8	0	0	0	0	10	1	47	0
SUPERIOR 1	198	2	7	0	0	0	25	11	0	76	4
SUPERIOR 2	123	0	10	0	0	0	15	43	0	169	2
SUPERIOR 3	123	766	2	0	1,870	260	68	70	4	0	38
TOTAL-COURTS OF RECORD:	580	769	27	0	1,870	260	108	134	5	292	44
HAGERSTOWN TOWN	0	2	0	0	38	1	0	0	0	0	0
TOTAL-CITY AND TOWN:	0	2	0	0	38	1	0	0	0	0	0
GRAND TOTAL:	580	771	27	0	1,908	261	108	134	5	292	44
WELLS											
CIRCUIT	78	19	2	7	1	0	16	10	21	74	0
SUPERIOR	96	368	1	0	159	1	0	0	0	0	0
TOTAL-COURTS OF RECORD:	174	387	3	7	160	1	16	10	21	74	0
BLUFFTON CITY	0	0	0	0	109	0	0	0	0	0	0
TOTAL-CITY AND TOWN:	0	0	0	0	109	0	0	0	0	0	0
GRAND TOTAL:	174	387	3	7	269	1	16	10	21	74	0
WHITE											
CIRCUIT	20	0	0	0	0	0	8	16	1	15	6

--- CIVIL ---

CP	CT	SC	DR	RS	MH	AD	ES	GU	TR	MI	TOTAL
0	0	0	0	0	0	0	371	567	68	0	1,006
92	1	776	0	0	0	0	0	0	0	130	1,201
352	0	180	0	0	0	0	0	0	0	2	1,581
1,522	85	956	340	272	0	43	720	838	68	252	7,684
0	0	0	0	0	0	0	0	0	0	0	6,433
0	0	0	0	0	0	0	0	0	0	0	6,433
1,522	85	956	340	272	0	43	720	838	68	252	14,117
309	31	0	454	1	80	20	251	162	42	18	1,809
20	1	600	0	0	0	0	0	0	0	0	1,439
329	32	600	454	1	80	20	251	162	42	18	3,248
0	0	2,315	0	0	0	0	0	0	0	0	2,337
0	0	0	0	0	0	0	0	0	0	0	35
0	0	2,315	0	0	0	0	0	0	0	0	2,372
329	32	2,915	454	1	80	20	251	162	42	18	5,620
46	9	22	31	0	0	1	97	64	7	1	630
46	9	22	31	0	0	1	97	64	7	1	630
46	9	22	31	0	0	1	97	64	7	1	630
366	53	0	422	14	37	25	257	427	0	2	1,768
496	10	1,294	222	0	0	12	101	84	11	2	6,286
862	63	1,294	644	14	37	37	358	511	11	4	8,054
862	63	1,294	644	14	37	37	358	511	11	4	8,054
180	14	14	21	3	43	12	443	300	0	4	2,442
191	26	491	321	67	10	0	58	17	0	5	1,215
371	40	505	342	70	53	12	501	317	0	9	3,657
371	40	505	342	70	53	12	501	317	0	9	3,657
181	27	0	86	14	0	9	217	151	12	19	919
275	48	0	158	0	0	13	521	397	12	14	1,761
89	16	0	86	1	0	0	347	180	1	1	1,083
53	0	947	0	0	0	0	0	0	0	13	4,214
598	91	947	330	15	0	22	1,085	728	25	47	7,977
0	0	0	0	0	0	0	0	0	0	0	41
0	0	0	0	0	0	0	0	0	0	0	41
598	91	947	330	15	0	22	1,085	728	25	47	8,018
305	49	0	133	0	14	14	156	208	2	0	1,109
40	1	177	130	13	1	0	0	0	0	1	988
345	50	177	263	13	15	14	156	208	2	1	2,097
0	0	0	0	0	0	0	0	0	0	0	109
0	0	0	0	0	0	0	0	0	0	0	109
345	50	177	263	13	15	14	156	208	2	1	2,206
221	30	0	173	19	4	16	243	119	13	6	910

--- CRIMINAL ---

	CF	CM	PC1	MC	IF	OV	JC	JD	JS	JP	JM
WHITE											
SUPERIOR	68	304	1	0	1,009	0	0	0	0	0	0
TOTAL-COURTS OF RECORD:	88	304	1	0	1,009	0	8	16	1	15	6
MONON TOWN	0	0	0	0	0	0	0	0	0	0	0
TOTAL-CITY AND TOWN:	0	0	0	0	0	0	0	0	0	0	0
GRAND TOTAL:	88	304	1	0	1,009	0	8	16	1	15	6
WHITLEY											
CIRCUIT	77	209	0	1	0	0	7	3	0	99	10
SUPERIOR	101	371	4	0	2,165	0	0	0	0	0	0
TOTAL-COURTS OF RECORD:	178	580	4	1	2,165	0	7	3	0	99	10
GRAND TOTAL:	178	580	4	1	2,165	0	7	3	0	99	10

--- CIVIL ---

CP	CT	SC	DR	RS	MH	AD	ES	GU	TR	MI	TOTAL
93	3	331	0	0	0	0	0	0	0	0	1,809
314	33	331	173	19	4	16	243	119	13	6	2,719
0	0	0	0	0	0	0	0	0	0	0	0
0	0	0	0	0	0	0	0	0	0	0	0
314	33	331	173	19	4	16	243	119	13	6	2,719
331	75	0	335	20	11	26	160	161	8	61	1,594
58	2	664	38	0	4	0	0	0	0	5	3,412
389	77	664	373	20	15	26	160	161	8	66	5,006
389	77	664	373	20	15	26	160	161	8	66	5,006

--- CRIMINAL ---

	CF	CM	PC1	MC	IF	OV	JC	JD	JS	JP	JM
TOTALS FOR SUPERIOR AND CIRCUIT COURTS	32,448	82,005	1,296	1,169	93,633	20,801	10,586	19,890	3,398	22,587	3,402
TOTALS FOR COUNTY AND MUNICIPAL COURTS	9,902	43,177	364	2,425	90,625	6,899	0	0	0	1	0
TOTALS FOR SMALL CLAIM COURTS	0	0	0	0	0	0	0	0	0	0	0
TOTALS FOR CITY AND TOWN COURTS	0	46,978	201	375	43,257	13,805	0	0	0	0	0
TOTALS FOR ALL COURTS	42,350	172,160	1,861	3,969	227,515	41,505	10,586	19,890	3,398	22,588	3,402

--- CIVIL ---

CP	CT	SC	DR	RS	MH	AD	ES	CU	TR	MI	TOTAL
90,171	12,310	62,897	53,822	3,483	4,829	3,017	44,644	42,593	1,838	9,045	619,864
8,202	196	22,694	1	0	958	0	0	0	0	802	186,246
0	0	31,126	0	0	0	0	0	0	0	0	31,126
19,037	0	2,382	0	0	0	0	0	0	0	8	126,043
117,410	12,506	119,099	53,823	3,483	5,787	3,017	44,644	42,593	1,838	9,855	963,279

**COURT EXPENDITURES
SALARIED PERSONNEL**

130

	JUDGES COUNTY PORTION	COMMISSIONER OR REFEREE	REPORTERS	BAILIFFS	PROBATION OFFICE
ADAMS					
CIRCUIT	6,442		34,135	16,944	
SUPERIOR	7,977		47,943	15,677	
PROBATION					120,351
TOTAL-COURTS OF RECORD:	14,419		82,078	32,621	120,351
GRAND TOTAL COUNTY:	14,419		82,078	32,621	120,351
ALLEN					
CIRCUIT	14,196		40,761		351,265
SUPERIOR	125,307	231,328	189,546		1,255,586
TOTAL-COURTS OF RECORD:	139,503	231,328	230,307		1,606,851
GRAND TOTAL COUNTY:	139,503	231,328	230,307		1,606,851
BARTHOLOMEW					
CIRCUIT	16,830	17,680	54,650		166,286
SUPERIOR 1	16,830		36,190		
SUPERIOR 2	16,830		20,280	18,510	71,160
TOTAL-COURTS OF RECORD:	50,490	17,680	111,120	18,510	237,446
GRAND TOTAL COUNTY:	50,490	17,680	111,120	18,510	237,446
BENTON					
CIRCUIT	5,500		17,095	11,500	56,470
TOTAL-COURTS OF RECORD:	5,500		17,095	11,500	56,470
GRAND TOTAL COUNTY:	5,500		17,095	11,500	56,470
BLACKFORD					
CIRCUIT	4,930		24,142	18,623	54,452
COUNTY	4,930		20,900	16,500	34,403
TOTAL-COURTS OF RECORD:	9,860		45,042	35,123	88,855
MONTPELIER CITY	3,000				
TOTAL-CITY AND TOWN:	3,000				
GRAND TOTAL COUNTY:	12,860		45,042	35,123	88,855
BOONE					
CIRCUIT	12,720	7,300	33,193	15,600	
SUPERIOR 1	12,720		33,564	16,120	
SUPERIOR 2	12,720		16,320	13,716	64,635
PROBATION (CIR & SUP 1)					62,656
TOTAL-COURTS OF RECORD:	38,160	7,300	83,077	45,436	127,291
LEBANON CITY	7,520				
THORNTOWN TOWN	13,393				
ZIONSVILLE TOWN	5,000			600	
JAMESTOWN TOWN	1,500				
WHITESTOWN TOWN	1,200				
TOTAL-CITY AND TOWN:	28,613			600	
GRAND TOTAL COUNTY:	66,773	7,300	83,077	46,036	127,291

COURT EXPENDITURES
SALARIED PERSONNEL

131

JURY COMMISSIONER	ADMIN- ISTRATOR AND STAFF	SECRETARY	LAW CLERKS & INTERNS	PUBLIC DEFENDER AND STAFF	COURT CLERKS & OTHER EMPLOYEES	<u>TOTAL SALARIED PERSONNEL</u>
2,000	19,423					78,944
						71,597
						120,351
2,000	19,423					270,892
2,000	19,423					270,892
199	55,748	48,623	37,760	622,311	5,640	1,176,503
	243,508	17,932	108,830		380,847	2,552,884
199	299,256	66,555	146,590	622,311	386,487	3,729,387
199	299,256	66,555	146,590	622,311	386,487	3,729,387
				54,000	15,132	324,578
				41,753	1,600	96,373
		71,960		49,873	9,000	257,613
		71,960		145,626	25,732	678,564
		71,960		145,626	25,732	678,564
					7,517	98,082
					7,517	98,082
					7,517	98,082
245						102,392
						76,733
245						179,125
					1,320	4,320
					1,320	4,320
245					1,320	183,445
500					5,500	74,813
500						62,904
						107,391
						62,656
1,000					5,500	307,764
					2,649	10,169
		1,036				14,429
					3,000	8,600
					220	1,720
						1,200
		1,036			5,869	36,118
1,000		1,036			11,369	343,882

COURT EXPENDITURES
SALARIED PERSONNEL

132

	JUDGES COUNTY PORTION	COMMISSIONER OR REFEREE	REPORTERS	BAILIFFS	PROBATION OFFICE
BROWN					
CIRCUIT	4,960	5,535	31,538	13,957	84,054
TOTAL-COURTS OF RECORD:	4,960	5,535	31,538	13,957	84,054
GRAND TOTAL COUNTY:	4,960	5,535	31,538	13,957	84,054
CARROLL					
CIRCUIT	9,042		34,037	10,985	
SUPERIOR	9,042		30,639	7,293	
PROBATION					39,810
TOTAL-COURTS OF RECORD:	18,084		64,676	18,278	39,810
DELPHI CITY	2,100				
BURLINGTON TOWN	3,156				
TOTAL-CITY AND TOWN:	5,256				
GRAND TOTAL COUNTY:	23,340		64,676	18,278	39,810
CASS					
ALL COURTS	14,650		106,811		150,013
PUBLIC DEFENDER					
TOTAL-COURTS OF RECORD:	14,650		106,811		150,013
GRAND TOTAL COUNTY:	14,650		106,811		150,013
CLARK					
CIRCUIT	10,500		57,155	17,617	
SUPERIOR 1	10,500		57,155	17,617	
SUPERIOR 2	10,500		39,536		
COUNTY	10,500		39,536	17,617	17,626
CIRCUIT PROBATION					30,697
SUPERIOR 1 PROBATION					139,918
COUNTY PROBATION					130,886
PUBLIC DEFENDER					
TOTAL-COURTS OF RECORD:	42,000		193,382	52,851	319,127
CHARLESTOWN CITY	5,000				
JEFFERSONVILLE CITY	28,350				39,040
CLARKSVILLE TOWN	15,000			4,017	
TOTAL-CITY AND TOWN:	48,350			4,017	39,040
GRAND TOTAL COUNTY:	90,350		193,382	56,868	358,167
CLAY					
CIRCUIT	8,267		29,761		23,413
SUPERIOR	8,267		29,373	500	23,314
TOTAL-COURTS OF RECORD:	16,534		59,134	500	46,727
GRAND TOTAL COUNTY:	16,534		59,134	500	46,727
CLINTON					
CIRCUIT	7,165		19,310		52,406

COURT EXPENDITURES
SALARIED PERSONNEL

133

JURY COMMISSIONER	ADMIN- ISTRATOR AND STAFF	SECRETARY	LAW CLERKS & INTERNS	PUBLIC DEFENDER AND STAFF	COURT CLERKS & OTHER EMPLOYEES	<u>TOTAL</u> <u>SALARIED</u> <u>PERSONNEL</u>
350				25,096	7,398	172,888
350				25,096	7,398	172,888
350				25,096	7,398	172,888
200						54,264
						46,974
				23,505		63,315
200				23,505		164,553
					730	2,830
						3,156
					730	5,986
200				23,505	730	170,539
1,200	12,708				3,841	289,223
				103,035		103,035
1,200	12,708			103,035	3,841	392,258
1,200	12,708			103,035	3,841	392,258
2,000					5,396	92,668
			5,000			90,272
						50,036
					7,150	92,429
						30,697
						139,918
						130,886
				152,676	155	152,831
2,000			5,000	152,676	12,701	779,737
					1,500	6,500
					37,848	105,238
					36,565	55,582
					75,913	167,320
2,000			5,000	152,676	88,614	947,057
320				9,866	1,305	72,932
				12,000		73,454
320				21,866	1,305	146,386
320				21,866	1,305	146,386
500		16,910			520	96,811

**COURT EXPENDITURES
SALARIED PERSONNEL**

134

	JUDGES COUNTY PORTION	COMMISSIONER OR REFEREE	REPORTERS	BAILIFFS	PROBATION OFFICE
SUPERIOR	7,150		34,234		29,681
TOTAL-COURTS OF RECORD:	14,315		53,544		82,087
FRANKFORT CITY	8,903			1,300	
TOTAL-CITY AND TOWN:	8,903			1,300	
GRAND TOTAL COUNTY:	23,218		53,544	1,300	82,087
 CRAWFORD					
CIRCUIT	4,962		13,246	12,072	41,729
TOTAL-COURTS OF RECORD:	4,962		13,246	12,072	41,729
GRAND TOTAL COUNTY:	4,962		13,246	12,072	41,729
 DAVIESS					
CIRCUIT	7,224		35,023	1,448	35,383
SUPERIOR	7,224		34,973	450	25,100
TOTAL-COURTS OF RECORD:	14,448		69,996	1,898	60,483
GRAND TOTAL COUNTY:	14,448		69,996	1,898	60,483
 DEARBORN					
CIRCUIT	10,000		35,348	10,509	43,836
COUNTY	12,916		32,287	6,890	
TOTAL-COURTS OF RECORD:	22,916		67,635	17,399	43,836
AURORA CITY	5,004				
LAWRENCEBURG CITY	10,500		15,000		
TOTAL-CITY AND TOWN:	15,504		15,000		
GRAND TOTAL COUNTY:	38,420		82,635	17,399	43,836
 DECATUR					
CIRCUIT	9,233		32,315	1,000	47,542
COUNTY	9,233		15,143	13,491	14,208
TOTAL-COURTS OF RECORD:	18,466		47,458	14,491	61,750
GRAND TOTAL COUNTY:	18,466		47,458	14,491	61,750
 DEKALB					
CIRCUIT	9,715		53,566	13,449	133,281
SUPERIOR	9,715	10,000	38,319	16,402	
TOTAL-COURTS OF RECORD:	19,430	10,000	91,885	29,851	133,281
BUTLER CITY	2,000				
TOTAL-CITY AND TOWN:	2,000				
GRAND TOTAL COUNTY:	21,430	10,000	91,885	29,851	133,281
 DELAWARE					
ALL COURTS	100,055	146,210	99,027	191,678	375,801
TOTAL-COURTS OF RECORD:	100,055	146,210	99,027	191,678	375,801
MUNCIE CITY	13,482				9,843
YORKTOWN TOWN	7,500			1,200	
TOTAL-CITY AND TOWN:	20,982			1,200	9,843
GRAND TOTAL COUNTY:	121,037	146,210	99,027	192,878	385,644

COURT EXPENDITURES
SALARIED PERSONNEL

135

JURY COMMISSIONER	ADMIN- ISTRATOR AND STAFF	SECRETARY	LAW CLERKS & INTERNS	PUBLIC DEFENDER AND STAFF	COURT CLERKS & OTHER EMPLOYEES	TOTAL SALARIED PERSONNEL
					40	71,105
500		16,910			560	167,916
					2,499	12,702
					2,499	12,702
500		16,910			3,059	180,618
460				17,223	1,965	91,657
460				17,223	1,965	91,657
460				17,223	1,965	91,657
96				17,650		96,824
						67,747
96				17,650		164,571
96				17,650		164,571
1,050				19,107	9,799	129,649
550				17,842		70,485
1,600				36,949	9,799	200,134
					7,972	12,976
						25,500
					7,972	38,476
1,600				36,949	17,771	238,610
600						90,690
						52,075
600						142,765
600						142,765
1,188				45,810		257,009
						74,436
1,188				45,810		331,445
						2,000
						2,000
1,188				45,810		333,445
179	48,381	172,513		159,506	255,153	1,548,503
179	48,381	172,513		159,506	255,153	1,548,503
	16,677			10,500		50,502
					17,460	26,160
	16,677			10,500	17,460	76,662
179	65,058	172,513		170,006	272,613	1,625,165

COURT EXPENDITURES
SALARIED PERSONNEL

136

	JUDGES COUNTY PORTION	COMMISSIONER OR REFEREE	REPORTERS	BAILIFFS	PROBATION OFFICE
DUBOIS					
CIRCUIT	11,448		34,300	1,050	30,950
SUPERIOR	11,448		34,300	850	29,600
TOTAL-COURTS OF RECORD:	22,896		68,600	1,900	60,550
GRAND TOTAL COUNTY:	22,896		68,600	1,900	60,550
ELKHART					
CIRCUIT	21,575	35,423	25,700	35,210	
SUPERIOR 1	19,599		40,328	18,500	
SUPERIOR 2	21,599		24,121	16,751	
SUPERIOR 3	19,920		24,178	6,473	
COUNTY - ELKART	21,599		45,069	17,647	
COUNTY - GOSHEN	20,599		45,191	15,197	
PROBATION					1,120,317
TOTAL-COURTS OF RECORD:	124,891	35,423	204,587	109,778	1,120,317
ELKHART CITY	29,200			16,799	164,372
GOSHEN CITY	16,466				24,819
NAPPANEE CITY	7,500				
TOTAL-CITY AND TOWN:	53,166			16,799	189,191
GRAND TOTAL COUNTY:	178,057	35,423	204,587	126,577	1,309,508
FAYETTE					
CIRCUIT	7,392		14,545	18,013	60,345
SUPERIOR	7,931		14,524	16,769	
TOTAL-COURTS OF RECORD:	15,323		29,069	34,782	60,345
GRAND TOTAL COUNTY:	15,323		29,069	34,782	60,345
FLOYD					
CIRCUIT	13,525		41,010	14,767	
SUPERIOR	13,525		21,255	14,780	48,533
COUNTY	13,525		33,610	14,630	
CIRCUIT PROBATION					136,949
ALCOHOL & DRUG SVS					107,376
TOTAL-COURTS OF RECORD:	40,575		95,875	44,177	292,858
GRAND TOTAL COUNTY:	40,575		95,875	44,177	292,858
FOUNTAIN					
CIRCUIT	8,500	1,950	16,275	12,400	31,570
TOTAL-COURTS OF RECORD:	8,500	1,950	16,275	12,400	31,570
ATTICA CITY	5,000				1,075
TOTAL-CITY AND TOWN:	5,000				1,075
GRAND TOTAL COUNTY:	13,500	1,950	16,275	12,400	32,645
FRANKLIN					
CIRCUIT	7,125		30,200	10,500	31,000
TOTAL-COURTS OF RECORD:	7,125		30,200	10,500	31,000
GRAND TOTAL COUNTY:	7,125		30,200	10,500	31,000

COURT EXPENDITURES
SALARIED PERSONNEL

137

JURY COMMISSIONER	ADMIN- ISTRATOR AND STAFF	SECRETARY	LAW CLERKS & INTERNS	PUBLIC DEFENDER AND STAFF	COURT CLERKS & OTHER EMPLOYEES	<u>TOTAL</u> <u>SALARIED</u> <u>PERSONNEL</u>
						77,748
				13,483	3,318	92,999
				13,483	3,318	170,747
				13,483	3,318	170,747
2,000		51,081				170,989
		18,876			1,933	99,236
		15,849			20,962	99,282
		18,214			8,238	77,023
		34,805			4,344	123,464
		31,525			4,516	117,028
						1,120,317
2,000		170,350			39,993	1,807,339
		8,213				218,584
					65,845	107,130
					7,985	15,485
		8,213			73,830	341,199
2,000		178,563			113,823	2,148,538
140		10,775				111,210
						39,224
140		10,775				150,434
140		10,775				150,434
7,000				29,000	613	105,915
				29,000		127,093
				29,000		90,765
						136,949
						107,376
7,000				87,000	613	568,098
7,000				87,000	613	568,098
300					8,215	79,210
300					8,215	79,210
					17,397	23,472
					17,397	23,472
300					25,612	102,682
400						79,225
400						79,225
400						79,225

**COURT EXPENDITURES
SALARIED PERSONNEL**

138

	JUDGES COUNTY PORTION	COMMISSIONER OR REFEREE	REPORTERS	BAILIFFS	PROBATION OFFICE
FULTON					
CIRCUIT	4,960		15,672	15,000	69,689
COUNTY	2,362		14,995	14,995	
TOTAL-COURTS OF RECORD:	7,322		30,667	29,995	69,689
GRAND TOTAL COUNTY:	7,322		30,667	29,995	69,689
GIBSON					
CIRCUIT	13,969		37,573	8,694	32,095
SUPERIOR	13,969		37,358	2,916	53,472
TOTAL-COURTS OF RECORD:	27,938		74,931	11,610	85,567
GRAND TOTAL COUNTY:	27,938		74,931	11,610	85,567
GRANT					
CIRCUIT	10,825	20,000	42,000	17,500	
SUPERIOR 1	10,825		31,500	17,500	
SUPERIOR 2	10,825	24,000	42,000	24,837	
COUNTY	10,825		42,000	17,500	
*PROBATION					491,617
TOTAL-COURTS OF RECORD:	43,300	44,000	157,500	77,337	491,617
GAS CITY	10,000				
MARION CITY	17,041			15,514	18,500
TOTAL-CITY AND TOWN:	27,041			15,514	18,500
GRAND TOTAL COUNTY:	70,341	44,000	157,500	92,851	510,117
GREENE					
CIRCUIT	8,312		17,275	30,000	69,637
SUPERIOR	8,312		46,786	13,495	
TOTAL-COURTS OF RECORD:	16,624		64,061	43,495	69,637
GRAND TOTAL COUNTY:	16,624		64,061	43,495	69,637
HAMILTON					
CIRCUIT	13,960		35,806	18,096	
SUPERIOR 1	13,960	9,843	19,658	18,022	
SUPERIOR 2	13,960	9,065	21,915	14,187	
SUPERIOR 3	13,960		19,900	18,000	
COUNTY	12,925		22,360	21,881	
PROBATION					521,581
TOTAL-COURTS OF RECORD:	68,765	18,908	119,639	90,186	521,581
CARMEL CITY	23,250			4,623	
NOBLESVILLE CITY	11,326			3,251	9,545
TOTAL-CITY AND TOWN:	34,576			7,874	9,545
GRAND TOTAL COUNTY:	103,341	18,908	119,639	98,060	531,126
HANCOCK					
CIRCUIT	10,273		16,142	15,326	62,382

*Grant Probation - Includes detention facility.

COURT EXPENDITURES
SALARIED PERSONNEL

139

JURY COMMISSIONER	ADMIN- ISTRATOR AND STAFF	SECRETARY	LAW CLERKS & INTERNS	PUBLIC DEFENDER AND STAFF	COURT CLERKS & OTHER EMPLOYEES	<u>TOTAL</u> <u>SALARIED</u> <u>PERSONNEL</u>
				41,946		147,267
				22,500		54,852
				64,446		202,119
				64,446		202,119
2,000						94,331
						107,715
2,000						202,046
2,000						202,046
450				36,616	750	128,141
400				36,000	2,010	98,235
400				56,391	2,785	161,238
				36,000		106,325
					210,873	702,490
1,250				165,007	216,418	1,196,429
		4,000		1,500	14,500	30,000
						51,055
		4,000		1,500	14,500	81,055
1,250		4,000		166,507	230,918	1,277,484
80				34,732	9,968	170,004
						68,593
80				34,732	9,968	238,597
80				34,732	9,968	238,597
800	21,767				6,337	96,766
		19,658	10,275		83	91,499
		18,427	11,421		14,525	103,500
		14,650	10,700		57	77,267
					132,928	190,094
						521,581
800	21,767	52,735	32,396		153,930	1,080,707
	72,221					100,094
	26,925					51,047
	99,146					151,141
800	120,913	52,735	32,396		153,930	1,231,848
200					579	104,902

COURT EXPENDITURES
SALARIED PERSONNEL

140

	JUDGES COUNTY PORTION	COMMISSIONER OR REFEREE	REPORTERS	BAILIFFS	PROBATION OFFICE
SUPERIOR	10,273		15,078	14,260	31,823
COUNTY	11,944		16,050	14,879	24,636
TOTAL-COURTS OF RECORD:	32,490		47,270	44,465	118,841
GRAND TOTAL COUNTY:	32,490		47,270	44,465	118,841
 HARRISON					
CIRCUIT	6,766		18,300	7,000	39,360
COUNTY	8,369		28,033	6,500	32,550
TOTAL-COURTS OF RECORD:	15,135		46,333	13,500	71,910
GRAND TOTAL COUNTY:	15,135		46,333	13,500	71,910
 HENDRICKS					
CIRCUIT	9,568		39,158	15,587	
SUPERIOR 1	9,568		35,814	15,236	
SUPERIOR 2	9,568		35,828	15,444	
CIRCUIT PROBATION					72,107
SUPERIOR PROBATION					181,557
TOTAL-COURTS OF RECORD:	28,704		110,800	46,267	253,664
PLAINFIELD TOWN	17,472			2,500	
TOTAL-CITY AND TOWN:	17,472			2,500	
GRAND TOTAL COUNTY:	46,176		110,800	48,767	253,664
 HENRY					
CIRCUIT	11,266	15,999	17,516	17,516	
SUPERIOR 1	11,266	7,076	35,032	17,516	
SUPERIOR 2	11,675		18,261	15,905	
PROBATION					128,926
TOTAL-COURTS OF RECORD:	34,207	23,075	70,809	50,937	128,926
KNIGHTSTOWN TOWN	6,884				
TOTAL-CITY AND TOWN:	6,884				
GRAND TOTAL COUNTY:	41,091	23,075	70,809	50,937	128,926
 HOWARD					
CIRCUIT	9,756	21,095	38,707	18,323	279,818
SUPERIOR 1	9,756		20,966	17,882	
SUPERIOR 2	9,756		20,966	18,323	
COUNTY	11,616		20,966	17,882	154,848
PUBLIC DEFENDER					
YOUTH CENTER					
DETENTION ALTERNATIVES					
CASA					
TOTAL-COURTS OF RECORD:	40,884	21,095	101,605	72,410	434,666
GRAND TOTAL COUNTY:	40,884	21,095	101,605	72,410	434,666
 HUNTINGTON					
CIRCUIT	10,267		19,612	15,730	

COURT EXPENDITURES
SALARIED PERSONNEL

141

JURY COMMISSIONER	ADMIN- ISTRATOR AND STAFF	SECRETARY	LAW CLERKS & INTERNS	PUBLIC DEFENDER AND STAFF	COURT CLERKS & OTHER EMPLOYEES	TOTAL SALARIED PERSONNEL
200					1,000	72,634
	15,065				2,500	85,074
400	15,065				4,079	262,610
400	15,065				4,079	262,610
600	17,340					89,366
				14,666		90,118
600	17,340			14,666		179,484
600	17,340			14,666		179,484
1,000					2,644	67,957
		4,542		47,361		112,521
				32,000	46,332	139,172
						72,107
						181,557
1,000		4,542		79,361	48,976	573,314
	14,763	5,000				39,735
	14,763	5,000				39,735
1,000	14,763	9,542		79,361	48,976	613,049
500	17,516		3,360	18,000	8,073	109,746
500				17,550		88,940
				12,500		58,341
						128,926
1,000	17,516		3,360	48,050	8,073	385,953
		19,450				26,334
		19,450				26,334
1,000	17,516	19,450	3,360	48,050	8,073	412,287
300					54,382	422,381
		26,947			21,110	96,661
						49,045
		73,284			17,280	295,876
				115,900		115,900
					161,513	161,513
					48,255	48,255
					39,114	39,114
300		100,231		115,900	341,654	1,228,745
300		100,231		115,900	341,654	1,228,745
300				25,000	2,475	73,384

COURT EXPENDITURES
SALARIED PERSONNEL

142

	JUDGES COUNTY PORTION	COMMISSIONER OR REFEREE	REPORTERS	BAILIFFS	PROBATION OFFICE
SUPERIOR	10,267		36,903		
PROBATION					88,655
TOTAL-COURTS OF RECORD:	20,534		56,515	15,730	88,655
ROANOKE TOWN	15,127				
TOTAL-CITY AND TOWN:	15,127				
GRAND TOTAL COUNTY:	35,661		56,515	15,730	88,655
JACKSON					
CIRCUIT	16,485		16,157	10,791	
SUPERIOR	16,094		29,838	10,790	
PROBATION					116,531
TOTAL-COURTS OF RECORD:	32,579		45,995	21,581	116,531
GRAND TOTAL COUNTY:	32,579		45,995	21,581	116,531
JASPER					
CIRCUIT	13,568		20,080	18,677	118,579
SUPERIOR 1 & 2	27,200		40,256	37,442	
TOTAL-COURTS OF RECORD:	40,768		60,336	56,119	118,579
DEMOTTE TOWN	4,500				
WHEATFIELD TOWN	250				
TOTAL-CITY AND TOWN:	4,750				
GRAND TOTAL COUNTY:	45,518		60,336	56,119	118,579
JAY					
CIRCUIT	7,827		31,075	13,311	
SUPERIOR	7,827		27,638	12,287	
PROBATION					57,693
TOTAL-COURTS OF RECORD:	15,654		58,713	25,598	57,693
DUNKIRK CITY	1,150				
PORTLAND CITY	9,011			1,211	
TOTAL-CITY AND TOWN:	10,161			1,211	
GRAND TOTAL COUNTY:	25,815		58,713	26,809	57,693
JEFFERSON					
CIRCUIT	8,553	20,900	20,900	15,825	47,675
COUNTY	11,257		34,717	17,273	
TOTAL-COURTS OF RECORD:	19,810	20,900	55,617	33,098	47,675
GRAND TOTAL COUNTY:	19,810	20,900	55,617	33,098	47,675
JENNINGS					
CIRCUIT	11,900	2,609	30,900	9,550	55,912
TOTAL-COURTS OF RECORD:	11,900	2,609	30,900	9,550	55,912
NORTH VERNON CITY	8,600				
TOTAL-CITY AND TOWN:	8,600				
GRAND TOTAL COUNTY:	20,500	2,609	30,900	9,550	55,912

COURT EXPENDITURES
SALARIED PERSONNEL

143

JURY COMMISSIONER	ADMIN- ISTRATOR AND STAFF	SECRETARY	LAW CLERKS & INTERNS	PUBLIC DEFENDER AND STAFF	COURT CLERKS & OTHER EMPLOYEES	TOTAL SALARIED PERSONNEL
		4,855		25,000		77,025
						88,655
300		4,855		50,000	2,475	239,064
					5,261	20,388
					5,261	20,388
300		4,855		50,000	7,736	259,452
160				22,751	27,010	93,354
		12,822				69,544
						116,531
160		12,822		22,751	27,010	279,429
160		12,822		22,751	27,010	279,429
500	19,509			26,723		217,636
	39,110	6,186		39,061		189,255
500	58,619	6,186		65,784		406,891
		200				4,700
						250
		200				4,950
500	58,619	6,386		65,784		411,841
50				16,175	6,458	74,896
				16,175		63,927
						57,693
50				32,350	6,458	196,516
					1,468	2,618
		4,800				15,022
		4,800			1,468	17,640
50		4,800		32,350	7,926	214,156
600					18,103	132,556
						63,247
600					18,103	195,803
600					18,103	195,803
600					7,725	119,196
600					7,725	119,196
		15,194				23,794
		15,194				23,794
600		15,194			7,725	142,990

COURT EXPENDITURES
SALARIED PERSONNEL

144

	JUDGES COUNTY PORTION	COMMISSIONER OR REFEREE	REPORTERS	BAILIFFS	PROBATION OFFICE
JOHNSON					
CIRCUIT	19,430	42,049	103,966	12,400	261,501
SUPERIOR 1	19,430		75,770	12,214	
SUPERIOR 2 & MAGISTRATE	18,390		69,810	10,370	
JUVENILE DETENTION					
TOTAL-COURTS OF RECORD:	57,250	42,049	249,546	34,984	261,501
FRANKLIN CITY	11,340		16,810	3,129	
GREENWOOD CITY	11,330		6,968	2,939	
NEW WHITELAND TOWN	7,350				
TOTAL-CITY AND TOWN:	30,020		23,778	6,068	
GRAND TOTAL COUNTY:	87,270	42,049	273,324	41,052	261,501
KNOX					
CIRCUIT	10,550		28,585	11,700	
SUPERIOR 1	10,550		27,040	2,100	101,237
SUPERIOR 2	10,550		38,300	11,450	
TOTAL-COURTS OF RECORD:	31,650		93,925	25,250	101,237
BICKNELL CITY	5,700				
TOTAL-CITY AND TOWN:	5,700				
GRAND TOTAL COUNTY:	37,350		93,925	25,250	101,237
KOSCIUSKO					
CIRCUIT & SUPERIOR	24,938		39,900	16,167	108,973
COUNTY	12,469	11,580	39,900	16,167	
TOTAL-COURTS OF RECORD:	37,407	11,580	79,800	32,334	108,973
GRAND TOTAL COUNTY:	37,407	11,580	79,800	32,334	108,973
LAGRANGE					
CIRCUIT	7,980		17,267	13,626	64,518
SUPERIOR	7,480		46,322		25,941
TOTAL-COURTS OF RECORD:	15,460		63,589	13,626	90,459
GRAND TOTAL COUNTY:	15,460		63,589	13,626	90,459
LAKE					
CIRCUIT	19,451	51,042		42,577	
SUPERIOR CIVIL	97,255	103,492	115,138	251,095	
SUPERIOR TITLE IV-D		44,027	23,027	22,826	
SUPERIOR JUVENILE *	19,451	132,246	115,689	66,534	917,244
SUPERIOR CRIMINAL	79,268	3,807	211,932	288,288	391,638
SUPERIOR 7, CO DIV.	19,451	13,802	46,144	125,934	118,359
SUPERIOR 8, CO DIV.	19,451	13,802	46,142	146,167	88,459
SUPERIOR 9, CO DIV.	19,451	13,802	46,142	127,124	108,138
TOTAL-COURTS OF RECORD:	273,778	376,020	604,214	1,070,545	1,623,838
CROWN POINT CITY	11,277			3,113	
EAST CHICAGO CITY	41,299	27,989		108,902	68,316
GARY CITY	37,000	63,863		245,815	192,618

*Lake Superior Juvenile - does not include detention facility.

COURT EXPENDITURES
SALARIED PERSONNEL

145

JURY COMMISSIONER	ADMIN- ISTRATOR AND STAFF	SECRETARY	LAW CLERKS & INTERNS	PUBLIC DEFENDER AND STAFF	COURT CLERKS & OTHER EMPLOYEES	TOTAL SALARIED PERSONNEL
1,800		7,113		44,267	2,106	494,632
600				21,094	3,011	132,119
500	18,698			40,850	4,080	162,698
					36,748	36,748
2,900	18,698	7,113		106,211	45,945	826,197
					16,932	48,211
					19,643	40,880
	22,985				13,442	43,777
	22,985				50,017	132,868
2,900	41,683	7,113		106,211	95,962	959,065
						50,835
	13,900				2,000	156,827
					9,997	70,297
	13,900				11,997	277,959
						5,700
						5,700
	13,900				11,997	283,659
127		34,236				224,341
		19,084				99,200
127		53,320				323,541
127		53,320				323,541
372				13,703		117,466
				6,232		85,975
372				19,935		203,441
372				19,935		203,441
		57,211			18,000	188,281
	96,460	105,890	40,000		14,137	823,467
		14,550				104,430
	61,401	39,498		43,470		1,395,533
		167,917	1,200	395,131	55,333	1,594,514
	51,279	88,103	14,770	70,065		547,907
	27,640	73,654		67,300	7,488	490,103
	27,640	69,574		62,823	8,080	482,774
	264,420	616,397	55,970	638,789	103,038	5,627,009
		14,784				29,174
	34,765	30,563		14,006	30,244	356,084
	27,000	50,500			30,606	647,402

COURT EXPENDITURES
SALARIED PERSONNEL

146

	JUDGES COUNTY PORTION	COMMISSIONER OR REFEREE	REPORTERS	BAILIFFS	PROBATION OFFICE
HAMMOND CITY	40,418	45,322		51,648	65,602
HOBART CITY	13,800			4,789	
LAKE STATION CITY	8,875			5,580	
WHITING CITY	15,000			9,213	
TOTAL-CITY AND TOWN:	167,669	137,174		429,060	326,536
GRAND TOTAL COUNTY:	441,447	513,194	604,214	1,499,605	1,950,374
LAPORTE					
CIRCUIT	7,575	35,990	42,168	18,669	
SUPERIOR 1	7,575		27,900	19,243	65,133
SUPERIOR 2	7,575		25,174	18,376	146,702
SUPERIOR 3	7,575		23,572	19,494	79,951
SUPERIOR 4	7,575		23,483	19,204	67,577
CIRCUIT PROBATION					151,543
TOTAL-COURTS OF RECORD:	37,875	35,990	142,297	94,986	510,906
GRAND TOTAL COUNTY:	37,875	35,990	142,297	94,986	510,906
LAWRENCE					
CIRCUIT	13,916		35,592	14,204	316,960
SUPERIOR	13,916		35,331	16,312	
COUNTY	13,916		34,494	15,214	
TOTAL-COURTS OF RECORD:	41,748		105,417	45,730	316,960
GRAND TOTAL COUNTY:	41,748		105,417	45,730	316,960
MADISON					
CIRCUIT	12,955	17,690	38,715	35,005	65,303
UNIFIED	64,775	75,935	193,850	105,015	
UNIFIED PROBATION					300,198
JUVENILE PROBATION					303,261
TOTAL-COURTS OF RECORD:	77,730	93,625	232,565	140,020	668,762
ALEXANDRIA CITY-N/R					
ANDERSON CITY	44,700		15,897	8,539	
ELWOOD CITY	10,000			2,662	
ANDERSON CITY PROBATION					117,865
EDGEWOOD TOWN	9,371				
TOTAL-CITY AND TOWN:	64,071		15,897	11,201	117,865
GRAND TOTAL COUNTY:	141,801	93,625	248,462	151,221	786,627
MARION					
CIRCUIT	22,556	89,328	55,962	83,683	
SUPERIOR, CIV. 1	22,556	18,819	54,163	43,627	
SUPERIOR, CIV. 2	22,556	18,817	52,292	45,501	
SUPERIOR, CIV. 3	22,556	25,194	48,005	44,892	
SUPERIOR, CIV. 4	22,556	18,827	48,086	49,102	
SUPERIOR, CIV. 5	22,556	18,825	52,932	44,814	
SUPERIOR, CIV. 6	22,556	20,475	33,071	59,179	
SUPERIOR, CIV. 7	22,549	19,112	49,704	45,517	

COURT EXPENDITURES
SALARIED PERSONNEL

147

JURY COMMISSIONER	ADMIN- ISTRATOR AND STAFF	SECRETARY	LAW CLERKS & INTERNS	PUBLIC DEFENDER AND STAFF	COURT CLERKS & OTHER EMPLOYEES	TOTAL SALARIED PERSONNEL
	42,737	51,628		19,681		317,036
250		10,338		5,400	14,118	48,695
					3,136	17,591
				2,100		26,313
250	104,502	157,813		41,187	78,104	1,442,295
250	368,922	774,210	55,970	679,976	181,142	7,069,304
4,220	21,084		2,453	62,712		194,871
		2,500				122,351
	19,193		3,794			220,814
		19,795			24,854	175,241
		16,574				134,413
4,220	40,277	38,869	6,247	62,712	24,854	151,543
4,220	40,277	38,869	6,247	62,712	24,854	999,233
						999,233
50				43,154	17,091	440,967
						65,559
					32,624	96,248
50				43,154	49,715	602,774
50				43,154	49,715	602,774
400			2,800	53,150		226,018
	62,265	72,960		198,358	26,715	799,873
						300,198
					83,605	386,866
400	62,265	72,960	2,800	251,508	110,320	1,712,955
	23,400	23,460		11,655	1,162	128,813
			6,000		29,174	47,836
						117,865
		6,224		1,500	17,789	34,884
	23,400	29,684	6,000	13,155	48,125	329,398
400	85,665	102,644	8,800	264,663	158,445	2,042,353
				9,036		260,565
						139,165
						139,166
						140,647
						138,571
						139,127
						135,281
						136,882

COURT EXPENDITURES
SALARIED PERSONNEL

148

	JUDGES COUNTY PORTION	COMMISSIONER OR REFEREE	REPORTERS	BAILIFFS	PROBATION OFFICE
SUPERIOR, PROBATE	22,556	129,609	52,914	41,104	
SUPERIOR, JUVENILE	22,556	165,395	155,417	154,096	1,633,138
SUPERIOR, CRIM. 1	22,556	25,939	48,144	39,324	
SUPERIOR, CRIM. 2	22,556	25,246	48,254	39,377	
SUPERIOR, CRIM. 3	22,557	26,004	48,258	39,417	
SUPERIOR, CRIM. 4	22,544	24,887	46,802	21,106	
SUPERIOR, CRIM. 5	22,556	26,002	48,258	57,377	
SUPERIOR, CRIM. 6	22,556	25,323	48,584	44,349	
MUNICIPAL	340,421	120,820	431,564	888,518	1,658,965
CRIMINAL PROBATION					1,116,382
COURT SERVICES					
TOTAL-COURTS OF RECORD:	701,299	798,622	1,322,410	1,740,983	4,408,485
CENTER TOWNSHIP	30,171				
DECATUR TOWNSHIP	23,500				
LAWRENCE TOWNSHIP	24,420				
PERRY TOWNSHIP	30,870				
PIKE TOWNSHIP	35,364				
WARREN TOWNSHIP	39,622				
WASHINGTON TOWNSHIP	27,000				
WAYNE TOWNSHIP	31,650				
TOTAL-SMALL CLAIMS:	242,597				
GRAND TOTAL COUNTY:	943,896	798,622	1,322,410	1,740,983	4,408,485
 MARSHALL					
CIRCUIT	11,972		14,784	20,460	
SUPERIOR 1	11,972		20,054	12,502	
SUPERIOR 2	12,012		20,527	32,968	
PROBATION					123,975
TOTAL-COURTS OF RECORD:	35,956		55,365	65,930	123,975
GRAND TOTAL COUNTY:	35,956		55,365	65,930	123,975
 MARTIN					
CIRCUIT	9,500		13,715	683	25,098
TOTAL-COURTS OF RECORD:	9,500		13,715	683	25,098
GRAND TOTAL COUNTY:	9,500		13,715	683	25,098
 MIAMI					
CIRCUIT	12,077		17,700	17,100	
SUPERIOR	12,077		17,300	16,100	
PROBATION					113,211
TOTAL-COURTS OF RECORD:	24,154		35,000	33,200	113,211
PERU CITY	6,487				
BUNKER HILL TOWN	14,682				
TOTAL-CITY AND TOWN:	21,169				
GRAND TOTAL COUNTY:	45,323		35,000	33,200	113,211
 MONROE					
ALL COURTS	87,100	41,393	290,197		732,304

COURT EXPENDITURES
SALARIED PERSONNEL

149

JURY COMMISSIONER	ADMIN- ISTRATOR AND STAFF	SECRETARY	LAW CLERKS & INTERNS	PUBLIC DEFENDER AND STAFF	COURT CLERKS & OTHER EMPLOYEES	TOTAL SALARIED PERSONNEL
	33,034				85,098	364,315
		450,397		144,377	48,027	2,773,403
		19,655		102,200	58,216	316,034
		20,287		20,150		175,870
		18,432		20,440	57,763	232,871
		20,058	16,570	102,195	59,950	314,112
		21,915			47,724	223,832
	21,534	24,890			38,452	225,688
	350,878	72,097	20,703	886,250	185,963	4,956,179
						1,116,382
					69,053	69,053
	405,446	647,731	37,273	1,284,648	650,246	11,997,143
		106,134				136,305
	20,200				34,889	78,589
		90,842				115,262
		64,879			19,735	115,484
	29,140	130,174				194,678
		146,089				185,711
		92,688				119,688
		86,963				118,613
	49,340	717,769			54,624	1,064,330
	454,786	1,365,500	37,273	1,284,648	704,870	13,061,473
383	17,985			24,108	10,688	100,380
180	16,394		6,500	29,979	5,732	103,313
	18,044	34,528		25,170		143,249
						123,975
563	52,423	34,528	6,500	79,257	16,420	470,917
563	52,423	34,528	6,500	79,257	16,420	470,917
535						49,531
535						49,531
535						49,531
900				20,370	4,443	72,590
				20,400		65,877
						113,211
900				40,770	4,443	251,678
					6,105	12,592
						14,682
					6,105	27,274
900				40,770	10,548	278,952
200	183,258	109,859	30,348			1,474,659

COURT EXPENDITURES
SALARIED PERSONNEL

150

	JUDGES COUNTY PORTION	COMMISSIONER OR REFEREE	REPORTERS	BAILIFFS	PROBATION OFFICE
PUBLIC DEFENDER					
TOTAL-COURTS OF RECORD:	87,100	41,393	290,197		732,304
GRAND TOTAL COUNTY:	87,100	41,393	290,197		732,304
MONTGOMERY					
CIRCUIT	7,165		14,437	14,437	
SUPERIOR	7,165		12,957	12,708	
COUNTY	7,165		26,666		
PROBATION					119,053
TOTAL-COURTS OF RECORD:	21,495		54,060	27,145	119,053
GRAND TOTAL COUNTY:	21,495		54,060	27,145	119,053
MORGAN					
CIRCUIT	7,123		15,720	15,429	
SUPERIOR	7,123		17,177	16,323	
COUNTY	7,123		15,777	15,700	
PROBATION					324,262
TOTAL-COURTS OF RECORD:	21,369		48,674	47,452	324,262
MARTINSVILLE CITY	8,990			4,520	
MOORESVILLE TOWN	27,257				
TOTAL-CITY AND TOWN:	36,247			4,520	
GRAND TOTAL COUNTY:	57,616		48,674	51,972	324,262
NEWTON					
CIRCUIT	11,955		19,817	15,442	7,418
SUPERIOR	11,955		18,548	15,442	14,814
TOTAL-COURTS OF RECORD:	23,910		38,365	30,884	22,232
GRAND TOTAL COUNTY:	23,910		38,365	30,884	22,232
NOBLE					
CIRCUIT	6,500		19,300	17,500	66,460
SUPERIOR	7,165		19,300	29,527	47,700
COUNTY	7,165		19,300	17,500	71,513
TOTAL-COURTS OF RECORD:	20,830		57,900	64,527	185,673
CROMWELL TOWN	2,842				
TOTAL-CITY AND TOWN:	2,842				
GRAND TOTAL COUNTY:	23,672		57,900	64,527	185,673
OHIO					
CIRCUIT	2,365		3,009	500	3,192
SUPERIOR	4,293	500	5,952	695	4,987
TOTAL-COURTS OF RECORD:	6,658	500	8,961	1,195	8,179
GRAND TOTAL COUNTY:	6,658	500	8,961	1,195	8,179
ORANGE					
CIRCUIT	10,065		16,574	14,002	

COURT EXPENDITURES
SALARIED PERSONNEL

151

JURY COMMISSIONER	ADMIN- ISTRATOR AND STAFF	SECRETARY	LAW CLERKS & INTERNS	PUBLIC DEFENDER AND STAFF	COURT CLERKS & OTHER EMPLOYEES	<u>TOTAL SALARIED PERSONNEL</u>
				190,441		190,441
200	183,258	109,859	30,348	190,441		1,665,100
200	183,258	109,859	30,348	190,441		1,665,100
200		655	5,000	60,000		101,894
		385	5,000			38,215
			5,200		1,500	40,531
						119,053
200		1,040	15,200	60,000	1,500	299,693
200		1,040	15,200	60,000	1,500	299,693
350		18,995	3,234			60,851
350		20,828	729			62,530
350		35,263			16,199	90,412
						324,262
1,050		75,086	3,963		16,199	538,055
					6,930	20,440
	18,397				17,127	62,781
	18,397				24,057	83,221
1,050	18,397	75,086	3,963		40,256	621,276
500	15,442			1,000		71,574
	15,442	378		41,800		118,379
500	30,884	378		42,800		189,953
500	30,884	378		42,800		189,953
280		10,710		10,648		131,398
				10,648		114,340
		16,236		21,299		153,013
280		26,946		42,595		398,751
					2,842	5,684
					2,842	5,684
280		26,946		42,595	2,842	404,435
500				1,605	1,050	12,221
				6,020	1,804	24,251
500				7,625	2,854	36,472
500				7,625	2,854	36,472

COURT EXPENDITURES
SALARIED PERSONNEL

152

	JUDGES COUNTY PORTION	COMMISSIONER OR REFEREE	REPORTERS	BAILIFFS	PROBATION OFFICE
COUNTY	10,191		15,979		
PROBATION					30,339
TOTAL-COURTS OF RECORD:	20,256		32,553	14,002	30,339
GRAND TOTAL COUNTY:	20,256		32,553	14,002	30,339
 OWEN					
CIRCUIT	4,960	4,300	15,730	15,050	
PROBATION					42,691
TOTAL-COURTS OF RECORD:	4,960	4,300	15,730	15,050	42,691
GRAND TOTAL COUNTY:	4,960	4,300	15,730	15,050	42,691
 PARKE					
CIRCUIT	6,431		16,591	14,850	
PROBATION					41,404
TOTAL-COURTS OF RECORD:	6,431		16,591	14,850	41,404
GRAND TOTAL COUNTY:	6,431		16,591	14,850	41,404
 PERRY					
CIRCUIT	12,915		36,244		27,038
TOTAL-COURTS OF RECORD:	12,915		36,244		27,038
TELL CITY CITY	4,000				
TOTAL-CITY AND TOWN:	4,000				
GRAND TOTAL COUNTY:	16,915		36,244		27,038
 PIKE					
CIRCUIT	5,528	2,835	48,455	7,562	39,968
TOTAL-COURTS OF RECORD:	5,528	2,835	48,455	7,562	39,968
GRAND TOTAL COUNTY:	5,528	2,835	48,455	7,562	39,968
 PORTER					
CIRCUIT	19,790		24,537	20,984	200,510
SUPERIOR 1	19,790	52,945	47,474	20,984	
SUPERIOR 2	19,790		23,737	20,984	430,309
SUPERIOR 3	19,790		23,737	20,984	
SUPERIOR 4	19,790		23,737	20,984	
TOTAL-COURTS OF RECORD:	98,950	52,945	143,222	104,920	630,819
CHESTERTON TOWN	14,400			504	
TOTAL-CITY AND TOWN:	14,400			504	
GRAND TOTAL COUNTY:	113,350	52,945	143,222	105,424	630,819
 POSEY					
CIRCUIT	8,600		51,137	9,706	38,889
COUNTY	8,550		28,518		23,262
TOTAL-COURTS OF RECORD:	17,150		79,655	9,706	62,151
GRAND TOTAL COUNTY:	17,150		79,655	9,706	62,151

COURT EXPENDITURES
SALARIED PERSONNEL

153

JURY COMMISSIONER	ADMIN- ISTRATOR AND STAFF	SECRETARY	LAW CLERKS & INTERNS	PUBLIC DEFENDER AND STAFF	COURT CLERKS & OTHER EMPLOYEES	<u>TOTAL</u> <u>SALARIED</u> <u>PERSONNEL</u>
						26,170
						30,339
64						97,214
64						97,214
400		25,750		25,000	60	91,250
						42,691
400		25,750		25,000	60	133,941
400		25,750		25,000	60	133,941
30		7,620				45,522
						41,404
30		7,620				86,926
30		7,620				86,926
240		11,793				88,230
240		11,793				88,230
		1,642				5,642
		1,642				5,642
240		13,435				93,872
868				13,395	2,776	121,387
868				13,395	2,776	121,387
868				13,395	2,776	121,387
1,880		17,404				285,105
	20,984	17,404				179,581
110		17,404		137,326		649,660
		17,404	69			81,984
		17,404				81,915
1,990	20,984	87,020	69	137,326		1,278,245
					11,936	26,840
					11,936	26,840
1,990	20,984	87,020	69	137,326	11,936	1,305,085
1,000						109,332
	15,208			19,575		95,113
1,000	15,208			19,575		204,445
1,000	15,208			19,575		204,445

**COURT EXPENDITURES
SALARIED PERSONNEL**

154

	JUDGES COUNTY PORTION	COMMISSIONER OR REFEREE	REPORTERS	BAILIFFS	PROBATION OFFICE
PULASKI					
CIRCUIT	5,729		15,018	13,164	
COUNTY	3,504		15,168		
PROBATION					64,967
TOTAL-COURTS OF RECORD:	9,233		30,186	13,164	64,967
GRAND TOTAL COUNTY:	9,233		30,186	13,164	64,967
PUTNAM					
CIRCUIT	10,320		20,655	26,772	25,750
COUNTY	8,536		27,600	15,780	19,500
TOTAL-COURTS OF RECORD:	18,856		48,255	42,552	45,250
GRAND TOTAL COUNTY:	18,856		48,255	42,552	45,250
RANDOLPH					
CIRCUIT	13,000		16,775		65,650
SUPERIOR	9,625		16,775	13,208	
TOTAL-COURTS OF RECORD:	22,625		33,550	13,208	65,650
WINCHESTER CITY	6,998				
UNION CITY CITY	5,200				
TOTAL-CITY AND TOWN:	12,198				
GRAND TOTAL COUNTY:	34,823		33,550	13,208	65,650
RIPLEY					
CIRCUIT	6,510	2,433	33,198	2,855	52,464
TOTAL-COURTS OF RECORD:	6,510	2,433	33,198	2,855	52,464
BATESVILLE CITY	11,000				
VERSAILLES TOWN	13,104				
TOTAL-CITY AND TOWN:	24,104				
GRAND TOTAL COUNTY:	30,614	2,433	33,198	2,855	52,464
RUSH					
CIRCUIT	4,960		14,456	13,728	40,232
COUNTY	4,922		14,875		
TOTAL-COURTS OF RECORD:	9,882		29,331	13,728	40,232
GRAND TOTAL COUNTY:	9,882		29,331	13,728	40,232
ST. JOSEPH					
CIRCUIT	17,704	6,122	62,648	14,078	
SUPERIOR	131,040		240,167	118,759	
PROBATE	17,152	29,340	31,297	15,337	
PROBATION					389,781
JUVENILE PROBATION					465,321
PUBLIC DEFENDER					
TOTAL-COURTS OF RECORD:	165,896	35,462	334,112	148,174	855,102
WALKERTON TOWN	3,637			245	
TOTAL-CITY AND TOWN:	3,637			245	
GRAND TOTAL COUNTY:	169,533	35,462	334,112	148,419	855,102

COURT EXPENDITURES
SALARIED PERSONNEL

155

JURY COMMISSIONER	ADMIN- ISTRATOR AND STAFF	SECRETARY	LAW CLERKS & INTERNS	PUBLIC DEFENDER AND STAFF	COURT CLERKS & OTHER EMPLOYEES	<u>TOTAL</u> <u>SALARIED</u> <u>PERSONNEL</u>
750	16,944					51,605
	14,808			18,000		51,480
						64,967
750	31,752			18,000		168,052
750	31,752			18,000		168,052
400				20,560	1,300	105,757
				20,600		92,016
400				41,160	1,300	197,773
400				41,160	1,300	197,773
500		22,933				118,858
						39,608
500		22,933				158,466
		8,515				15,513
		47				5,247
		8,562				20,760
500		31,495				179,226
1,260					1,308	100,028
1,260					1,308	100,028
		8,108				19,108
					6,552	19,656
		8,108			6,552	38,764
1,260		8,108			7,860	138,792
250	15,195			27,421		116,242
	13,130			15,000		47,927
250	28,325			42,421		164,169
250	28,325			42,421		164,169
1,295		57,433				159,280
1,390	18,957	147,606	3,096			661,015
		19,287				112,413
						389,781
						465,321
				291,714		291,714
2,685	18,957	224,326	3,096	291,714		2,079,524
					1,120	5,002
					1,120	5,002
2,685	18,957	224,326	3,096	291,714	1,120	2,084,526

**COURT EXPENDITURES
SALARIED PERSONNEL**

156

	JUDGES COUNTY PORTION	COMMISSIONER OR REFEREE	REPORTERS	BAILIFFS	PROBATION OFFICE
SCOTT					
CIRCUIT	4,960		31,686	107	23,750
COUNTY	4,502		12,881	14,857	
TOTAL-COURTS OF RECORD:	9,462		44,567	14,964	23,750
GRAND TOTAL COUNTY:	9,462		44,567	14,964	23,750
SHELBY					
CIRCUIT	9,480		17,800	17,800	
SUPERIOR 1	9,324		51,780		
SUPERIOR 2	9,324		17,745	17,745	
PROBATION					139,610
TOTAL-COURTS OF RECORD:	28,128		87,325	35,545	139,610
GRAND TOTAL COUNTY:	28,128		87,325	35,545	139,610
SPENCER					
CIRCUIT	11,603		15,284		25,750
TOTAL-COURTS OF RECORD:	11,603		15,284		25,750
ROCKPORT CITY	1,200				
TOTAL-CITY AND TOWN:	1,200				
GRAND TOTAL COUNTY:	12,803		15,284		25,750
STARKE					
CIRCUIT	7,080	2,996	18,400	14,712	39,925
TOTAL-COURTS OF RECORD:	7,080	2,996	18,400	14,712	39,925
KNOX CITY	9,050			8,000	
TOTAL-CITY AND TOWN:	9,050			8,000	
GRAND TOTAL COUNTY:	16,130	2,996	18,400	22,712	39,925
STEUBEN					
CIRCUIT	5,700		17,050	15,450	94,841
SUPERIOR	5,700		17,050	15,450	9,250
TOTAL-COURTS OF RECORD:	11,400		34,100	30,900	104,091
FREMONT TOWN	30,500				
TOTAL-CITY AND TOWN:	30,500				
GRAND TOTAL COUNTY:	41,900		34,100	30,900	104,091
SULLIVAN					
CIRCUIT	12,965		28,650	3,025	16,836
SUPERIOR	12,965		28,650	3,083	11,306
TOTAL-COURTS OF RECORD:	25,930		57,300	6,108	28,142
GRAND TOTAL COUNTY:	25,930		57,300	6,108	28,142
SWITZERLAND					
CIRCUIT	2,704		1,100	5,838	4,200

COURT EXPENDITURES
SALARIED PERSONNEL

157

JURY COMMISSIONER	ADMIN- ISTRATOR AND STAFF	SECRETARY	LAW CLERKS & INTERNS	PUBLIC DEFENDER AND STAFF	COURT CLERKS & OTHER EMPLOYEES	<u>TOTAL</u> <u>SALARIED</u> <u>PERSONNEL</u>
800				26,424	1,459	89,186
					1,459	33,699
800				26,424	2,918	122,885
800				26,424	2,918	122,885
		17,800				62,880
				50,000		111,104
	17,745					62,559
						139,610
	17,745	17,800		50,000		376,153
	17,745	17,800		50,000		376,153
1,000					15,284	68,921
1,000					15,284	68,921
						1,200
						1,200
1,000					15,284	70,121
300		15,975			14,642	114,030
300		15,975			14,642	114,030
					15,495	32,545
					15,495	32,545
300		15,975			30,137	146,575
280				22,000		155,321
		5,115		44,000		96,565
280		5,115		56,000		251,886
					25,200	55,700
					25,200	55,700
280		5,115		66,000	25,200	307,586
						61,476
280						56,284
280						117,760
280						117,760
330				1,964		16,136

COURT EXPENDITURES
SALARIED PERSONNEL

158

	JUDGES COUNTY PORTION	COMMISSIONER OR REFEREE	REPORTERS	BAILIFFS	PROBATION OFFICE
SUPERIOR	3,554		11,019	5,247	1,000
TOTAL-COURTS OF RECORD:	6,258		12,119	11,085	5,200
GRAND TOTAL COUNTY:	6,258		12,119	11,085	5,200
TIPPECANOE					
CIRCUIT	10,540	25,046	43,381	16,988	243,809
SUPERIOR 1	10,540		23,498	40,073	
SUPERIOR 2	10,540			36,273	
SUPERIOR 3	10,540		39,360	14,266	
COUNTY 1	10,540		22,396	13,723	
COUNTY 2	10,540		22,288	41,160	
TOTAL-COURTS OF RECORD:	63,240	25,046	150,923	162,483	243,809
WEST LAFAYETTE CITY	10,498				
TOTAL-CITY AND TOWN:	10,498				
GRAND TOTAL COUNTY:	73,738	25,046	150,923	162,483	243,809
TIPTON					
CIRCUIT	8,784	2,868	33,264	1,109	
PROBATION					54,860
TOTAL-COURTS OF RECORD:	8,784	2,868	33,264	1,109	54,860
TIPTON CITY	6,890		9,910		
SHARPSVILLE TOWN	2,700				
TOTAL-CITY AND TOWN:	9,590		9,910		
GRAND TOTAL COUNTY:	18,374	2,868	43,174	1,109	54,860
UNION					
CIRCUIT	4,960		25,908	500	12,100
TOTAL-COURTS OF RECORD:	4,960		25,908	500	12,100
GRAND TOTAL COUNTY:	4,960		25,908	500	12,100
VANDEBURGH					
CIRCUIT	22,560	5,125	77,415	33,591	305,021
SUPERIOR	150,420	74,584	294,032	278,686	403,552
TOTAL-COURTS OF RECORD:	172,980	79,709	371,447	312,277	708,573
GRAND TOTAL COUNTY:	172,980	79,709	371,447	312,277	708,573
VERMILLION					
CIRCUIT	11,025		17,530	14,493	23,750
TOTAL-COURTS OF RECORD:	11,025		17,530	14,493	23,750
CLINTON CITY	6,000				
TOTAL-CITY AND TOWN:	6,000				
GRAND TOTAL COUNTY:	17,025		17,530	14,493	23,750
VIGO					
ALL COURTS	91,257	42,993	111,477	55,724	155,422

COURT EXPENDITURES
SALARIED PERSONNEL

159

JURY COMMISSIONER	ADMIN- ISTRATOR AND STAFF	SECRETARY	LAW CLERKS & INTERNS	PUBLIC DEFENDER AND STAFF	COURT CLERKS & OTHER EMPLOYEES	TOTAL SALARIED PERSONNEL
550				12,523		33,893
880				14,487		50,029
880				14,487		50,029
84					8,368	348,216
112					12,067	86,290
112					879	47,804
					54,643	118,809
28		33,029			383	80,099
		32,454			3,657	110,099
336		65,483			79,997	791,317
		9,834				20,332
		9,834				20,332
336		75,317			79,997	811,649
720					520	47,265
						54,860
720					520	102,125
						16,800
					2,961	5,661
					2,961	22,461
720					3,481	124,586
300					842	44,610
300					842	44,610
300					842	44,610
3,851		20,700	17,902	96,586	776,646	1,359,397
	70,089	150,260	8,255	160,984	67,476	1,658,338
3,851	70,089	170,960	26,157	257,570	844,122	3,017,735
3,851	70,089	170,960	26,157	257,570	844,122	3,017,735
600						67,398
600						67,398
					11,500	17,500
					11,500	17,500
600					11,500	84,898
150	15,091	95,327		181,339	26,676	775,456

COURT EXPENDITURES
SALARIED PERSONNEL

160

	JUDGES COUNTY PORTION	COMMISSIONER OR REFEREE	REPORTERS	BAILIFFS	PROBATION OFFICE
JUVENILE PROBATION					146,517
TOTAL-COURTS OF RECORD:	91,257	42,993	111,477	55,724	301,939
TERRE HAUTE CITY	24,184				
TOTAL-CITY AND TOWN:	24,184				
GRAND TOTAL COUNTY:	115,441	42,993	111,477	55,724	301,939
WABASH					
CIRCUIT	10,530		14,768	14,768	121,724
COUNTY	7,530		14,768	14,768	
TOTAL-COURTS OF RECORD:	18,060		29,536	29,536	121,724
WABASH CITY	16,750				
NORTH MANCHESTER TOWN	6,405				
TOTAL-CITY AND TOWN:	23,155				
GRAND TOTAL COUNTY:	41,215		29,536	29,536	121,724
WARREN					
CIRCUIT	8,380		14,390	11,870	35,620
TOTAL-COURTS OF RECORD:	8,380		14,390	11,870	35,620
GRAND TOTAL COUNTY:	8,380		14,390	11,870	35,620
WARRICK					
CIRCUIT	16,517		33,135	15,198	37,878
SUPERIOR	17,893		96,355	16,464	24,000
TOTAL-COURTS OF RECORD:	34,410		129,490	31,662	61,878
GRAND TOTAL COUNTY:	34,410		129,490	31,662	61,878
WASHINGTON					
CIRCUIT	11,800		29,864	12,529	68,210
SUPERIOR	11,800		15,887	13,200	
TOTAL-COURTS OF RECORD:	23,600		45,751	25,729	68,210
GRAND TOTAL COUNTY:	23,600		45,751	25,729	68,210
WAYNE					
CIRCUIT	16,897		19,800	17,419	
SUPERIOR 1	16,897		19,782	17,404	
SUPERIOR 2	16,897		19,782	17,404	
SUPERIOR 3	16,897	7,500	19,782	19,196	
PROBATION					298,688
PUBLIC DEFENDER					
SCHEDULING					
TOTAL-COURTS OF RECORD:	67,588	7,500	79,146	71,423	298,688
HAGERSTOWN TOWN	2,500		1,300		
TOTAL-CITY AND TOWN:	2,500		1,300		
GRAND TOTAL COUNTY:	70,088	7,500	80,446	71,423	298,688
WELLS					
CIRCUIT	7,890		18,955	14,697	67,937

COURT EXPENDITURES
SALARIED PERSONNEL

161

JURY COMMISSIONER	ADMIN- ISTRATOR AND STAFF	SECRETARY	LAW CLERKS & INTERNS	PUBLIC DEFENDER AND STAFF	COURT CLERKS & OTHER EMPLOYEES	<u>TOTAL</u> <u>SALARIED</u> <u>PERSONNEL</u>
						146,517
150	15,091	95,327		181,339	26,676	921,973
		13,672				37,856
		13,672				37,856
150	15,091	108,999		181,339	26,676	959,829
160				42,000		203,950
						37,066
160				42,000		241,016
					17,750	34,500
						6,405
					17,750	40,905
160				42,000	17,750	281,921
350					15	70,625
350					15	70,625
350					15	70,625
1,240					3,723	107,691
				14,700		169,412
1,240				14,700	3,723	277,103
1,240				14,700	3,723	277,103
1,400		13,431		47,300	2,200	186,734
						40,887
1,400		13,431		47,300	2,200	227,621
1,400		13,431		47,300	2,200	227,621
2,030				853	467	57,466
				2,477	150	56,710
				352	1,324	55,759
		46,992	13,010		43,297	166,674
						298,688
				119,597		119,597
	19,668	13,558			19,524	52,750
2,030	19,668	60,550	13,010	123,279	64,762	807,644
						3,800
						3,800
2,030	19,668	60,550	13,010	123,279	64,762	811,444
200					4,200	113,879

**COURT EXPENDITURES
SALARIED PERSONNEL**

162

	JUDGES COUNTY PORTION	COMMISSIONER OR REFEREE	REPORTERS	BAILIFFS	PROBATION OFFICE
SUPERIOR	7,890		18,955	14,697	48,893
TOTAL-COURTS OF RECORD:	15,780		37,910	29,394	116,830
BLUFFTON CITY	5,400				
TOTAL-CITY AND TOWN:	5,400				
GRAND TOTAL COUNTY:	21,180		37,910	29,394	116,830
WHITE					
CIRCUIT	7,009		20,856	12,705	
SUPERIOR	7,009		21,256	13,455	
PROBATION					82,612
TOTAL-COURTS OF RECORD:	14,018		42,112	26,160	82,612
MONON TOWN					
TOTAL-CITY AND TOWN:					
GRAND TOTAL COUNTY:	14,018		42,112	26,160	82,612
WHITLEY					
CIRCUIT	10,035		19,610	15,710	
SUPERIOR	5,000	10,000	34,880	14,200	
PROBATION					89,390
TOTAL-COURTS OF RECORD:	15,035	10,000	54,490	29,910	89,390
GRAND TOTAL COUNTY:	15,035	10,000	54,490	29,910	89,390

COURT EXPENDITURES
SALARIED PERSONNEL

163

JURY COMMISSIONER	ADMIN- ISTRATOR AND STAFF	SECRETARY	LAW CLERKS & INTERNS	PUBLIC DEFENDER AND STAFF	COURT CLERKS & OTHER EMPLOYEES	<u>TOTAL SALARIED PERSONNEL</u>
100				36,158	204	126,897
300				36,158	4,404	240,776
					5,955	11,355
					5,955	11,355
300				36,158	10,359	252,131
240	17,219					58,029
	16,619					58,339
240	33,838					82,612
						198,980
240	33,838					198,980
500					5,298	51,153
		4,000				68,080
						89,390
500		4,000			5,298	208,623
500		4,000			5,298	208,623

COURT EXPENDITURES
SALARIED PERSONNEL

164

	JUDGES COUNTY PORTION	COMMISSIONER OR REFEREE	REPORTERS	BAILIFFS	PROBATION OFFICE
GRAND TOTAL-COURTS OF RECORD:	3,798,015	2,254,879	8,832,899	6,136,409	22,333,379
GRAND TOTAL-CITY AND TOWN:	823,519	137,174	65,885	510,613	711,595
GRAND TOTAL-SMALL CLAIM:	242,597				
GRAND TOTAL :	4,864,131	2,392,053	8,898,784	6,647,022	23,044,974

COURT EXPENDITURES
SALARIED PERSONNEL

165

JURY COMMISSIONER	ADMIN- ISTRATOR AND STAFF	SECRETARY	LAW CLERKS & INTERNS	PUBLIC DEFENDER AND STAFF	COURT CLERKS & OTHER EMPLOYEES	<u>TOTAL</u> <u>SALARIED</u> <u>PERSONNEL</u>
70,568	1,853,303	3,202,744	387,979	6,483,076	3,723,344	59,076,595
250	299,870	287,208	6,000	66,342	531,938	3,440,394
	49,340	717,769			54,624	1,064,330
70,818	2,202,513	4,207,721	393,979	6,549,418	4,309,906	63,581,319

COURT EXPENDITURES
NON-SALARIED PERSONNEL

166

	JUDGES VENUED OUT	JUDGES VENUED IN	COURT REPORTERS VENUED OUT	PER DIEM COURT REPORTERS VENUED IN	BAILIFFS VENUED OUT	BAILIFFS VENUED IN
ADAMS						
CIRCUIT		2,000		1,776		1,110
SUPERIOR		40		32		20
PROBATION						
TOTAL-COURTS OF RECORD:		2,040		1,808		1,130
GRAND TOTAL COUNTY:		2,040		1,808		1,130
ALLEN						
CIRCUIT						
SUPERIOR						
TOTAL-COURTS OF RECORD:						
GRAND TOTAL COUNTY:						
BARTHOLOMEW						
CIRCUIT		2,260		1,637		10
SUPERIOR 1		10,513				
SUPERIOR 2						
TOTAL-COURTS OF RECORD:		12,773		1,637		10
GRAND TOTAL COUNTY:		12,773		1,637		10
BENTON						
CIRCUIT	330	930	264	744	65	465
TOTAL-COURTS OF RECORD:	330	930	264	744	65	465
GRAND TOTAL COUNTY:	330	930	264	744	65	465
BLACKFORD						
CIRCUIT		1,630		1,312		820
COUNTY						
TOTAL-COURTS OF RECORD:		1,630		1,312		820
MONTPELIER CITY						
TOTAL-CITY AND TOWN:						
GRAND TOTAL COUNTY:		1,630		1,312		820
BOONE						
CIRCUIT		5,220		4,256		2,610
SUPERIOR 1		2,940		1,936		1,135
SUPERIOR 2		3,790		2,792		1,430
PROBATION (CIR & SUP 1)						
TOTAL-COURTS OF RECORD:		11,950		8,984		5,175
LEBANON CITY						
THORNTOWN TOWN						
ZIONSVILLE TOWN						
JAMESTOWN TOWN						
WHITESTOWN TOWN						
TOTAL-CITY AND TOWN:						
GRAND TOTAL COUNTY:		11,950		8,984		5,175

STATE COURT EXPENDITURES
NON-SALARIED PERSONNEL

167

-- PER DIEM --

GRAND JURORS	PETIT JURORS	WITNESS FEES	MEDICAL AND PSYCHIATRIC SERVICES	PAUPER ATTORNEY CASE/CASE	OTHER INDIGENT EXPENSES	JUDGE PRO TEM	OTHER	TOTAL NON-SALARY PERSONNEL
	2,625		300	44,022				51,833
	1,201			29,840	544			31,677
	3,826		300	73,862	544			83,510
	3,826		300	73,862	544			83,510
	22,105	1,294		10,550	4,571	75		38,595
	68,566			56,602	30,151	2,200	96,999	254,518
	90,671	1,294		67,152	34,722	2,275	96,999	293,113
	90,671	1,294		67,152	34,722	2,275	96,999	293,113
	11,366		3,045	30,686	8,230	775	1,050	59,059
	208		180		2,957	450	1,752	16,060
	2,463							2,463
	14,037		3,225	30,686	11,187	1,225	2,802	77,582
	14,037		3,225	30,686	11,187	1,225	2,802	77,582
553	5,652	240		21,281		350		30,874
553	5,652	240		21,281		350		30,874
553	5,652	240		21,281		350		30,874
442	9,361			31,126	6,766	400		51,857
	539		1,970	12,206	342			15,057
442	9,900		1,970	43,332	7,108	400		66,914
442	9,900		1,970	43,332	7,108	400		66,914
	6,580		1,850	17,490		1,025	1,227	40,258
	14,752		655	122,176		1,125		144,719
	5,162		133		31,883	450		45,640
	26,494		2,638	139,666	31,883	2,600	1,227	230,617
						100		100
						75		75
						175		175
	26,494		2,638	139,666	31,883	2,775	1,227	230,792

COURT EXPENDITURES
NON-SALARIED PERSONNEL

168

	JUDGES VENUED OUT	JUDGES VENUED IN	COURT REPORTERS VENUED OUT	PER DIEM COURT REPORTERS VENUED IN	BAILIFFS VENUED OUT	BAILIFFS VENUED IN
BROWN						
CIRCUIT		3,426		2,720		1,700
TOTAL-COURTS OF RECORD:		3,426		2,720		1,700
GRAND TOTAL COUNTY:		3,426		2,720		1,700
CARROLL						
CIRCUIT		150		152		95
SUPERIOR						
PROBATION						
TOTAL-COURTS OF RECORD:		150		152		95
DELPHI CITY						
BURLINGTON TOWN						
TOTAL-CITY AND TOWN:						
GRAND TOTAL COUNTY:		150		152		95
CASS						
ALL COURTS	82					
PUBLIC DEFENDER						
TOTAL-COURTS OF RECORD:	82					
GRAND TOTAL COUNTY:	82					
CLARK						
CIRCUIT		50		32		15
SUPERIOR 1		80		40		25
SUPERIOR 2						
COUNTY						
CIRCUIT PROBATION						
SUPERIOR 1 PROBATION						
COUNTY PROBATION						
PUBLIC DEFENDER						
TOTAL-COURTS OF RECORD:		130		72		40
CHARLESTOWN CITY						
JEFFERSONVILLE CITY						
CLARKSVILLE TOWN						
TOTAL-CITY AND TOWN:						
GRAND TOTAL COUNTY:		130		72		40
CLAY						
CIRCUIT		4,940		4,120		3,480
SUPERIOR		1,520		1,216		760
TOTAL-COURTS OF RECORD:		6,460		5,336		4,240
GRAND TOTAL COUNTY:		6,460		5,336		4,240
CLINTON						
CIRCUIT		1,110		888		555

STATE COURT EXPENDITURES
NON-SALARIED PERSONNEL

169

- - PER DIEM - -

GRAND JURORS	PETIT JURORS	WITNESS FEES	MEDICAL AND PSYCHIATRIC SERVICES	PAUPER ATTORNEY CASE/CASE	OTHER INDIGENT EXPENSES	JUDGE PRO TEM	OTHER	TOTAL NON-SALARY PERSONNEL
	4,055				866	217		12,984
	4,055				866	217		12,984
	4,055				866	217		12,984
								397
571	5,189			9,991	413			16,164
571	5,189			9,991	413			16,561
571	5,189			9,991	413			16,561
	9,770		3,446	13,173	642			27,113
		240			3,150			3,390
	9,770	240	3,446	13,173	3,792			30,503
	9,770	240	3,446	13,173	3,792			30,503
1,048	15,276		1,200	9,280	200	400		27,501
7,500			892			725		9,262
	1,048							1,048
	3,000		600			600		4,200
					3,063			3,063
8,548	19,324		2,692	9,280	3,263	1,725		45,074
						300		300
						850		850
						225		225
						1,375		1,375
8,548	19,324		2,692	9,280	3,263	3,100		46,449
	5,415			3,392		100		21,447
	5,800		500			500		10,296
	11,215		500	3,392		600		31,743
	11,215		500	3,392		600		31,743
	4,684	810		33,050	4,363	625		46,085

COURT EXPENDITURES
NON-SALARIED PERSONNEL

170

	JUDGES VENUED OUT	JUDGES VENUED IN	COURT REPORTERS VENUED OUT	PER DIEM COURT REPORTERS VENUED IN	BAILIFFS VENUED OUT	BAILIFFS VENUED IN
SUPERIOR		160		128		80
TOTAL-COURTS OF RECORD:		1,270		1,016		635
FRANKFORT CITY						
TOTAL-CITY AND TOWN:						
GRAND TOTAL COUNTY:		1,270		1,016		635
 CRAWFORD						
CIRCUIT	1,763					
TOTAL-COURTS OF RECORD:	1,763					
GRAND TOTAL COUNTY:	1,763					
 DAVIESS						
CIRCUIT		220		48		18
SUPERIOR						
TOTAL-COURTS OF RECORD:		220		48		18
GRAND TOTAL COUNTY:		220		48		18
 DEARBORN						
CIRCUIT		670		120		55
COUNTY						
TOTAL-COURTS OF RECORD:		670		120		55
AURORA CITY						
LAWRENCEBURG CITY						
TOTAL-CITY AND TOWN:						
GRAND TOTAL COUNTY:		670		120		55
 DECATUR						
CIRCUIT						
COUNTY						
TOTAL-COURTS OF RECORD:						
GRAND TOTAL COUNTY:						
 DEKALB						
CIRCUIT		1,550		1,240		775
SUPERIOR		800		608		360
TOTAL-COURTS OF RECORD:		2,350		1,848		1,135
BUTLER CITY						
TOTAL-CITY AND TOWN:						
GRAND TOTAL COUNTY:		2,350		1,848		1,135
 DELAWARE						
ALL COURTS		120		138		60
TOTAL-COURTS OF RECORD:		120		138		60
MUNCIE CITY						
YORKTOWN TOWN						
TOTAL-CITY AND TOWN:						
GRAND TOTAL COUNTY:		120		138		60

STATE COURT EXPENDITURES
NON-SALARIED PERSONNEL

171

- - PER DIEM - -

GRAND JURORS	PETIT JURORS	WITNESS FEES	MEDICAL AND PSYCHIATRIC SERVICES	PAUPER ATTORNEY CASE/CASE	OTHER INDIGENT EXPENSES	JUDGE PRO TEM	OTHER	TOTAL NON-SALARY PERSONNEL
	569		437	25,559	100	550		27,583
	5,253	810	437	58,609	4,463	1,175		73,668
	5,253	810	437	58,609	4,463	1,175		73,668
1,455	12,091	441		39,010	10,239	285	20,280	85,564
1,455	12,091	441		39,010	10,239	285	20,280	85,564
1,455	12,091	441		39,010	10,239	285	20,280	85,564
	3,908		2,620	14,765				21,579
	4,217	91	918	32,316				37,542
	8,125	91	3,538	47,081				59,121
	8,125	91	3,538	47,081				59,121
1,732	8,833			31,954	1,119		3,800	48,283
	1,471	250		650	82	775	702	3,930
1,732	10,304	250		32,604	1,201	775	4,502	52,213
1,732	10,304	250		32,604	1,201	775	4,502	52,213
	8,954		1,366	37,531				47,851
				27,409			3,631	31,040
	8,954		1,366	64,940			3,631	78,891
	8,954		1,366	64,940			3,631	78,891
	4,690	4,992		13,798		325		27,370
	4,869	5,133		9,206		425	925	22,326
	9,559	10,125		23,004		750	925	49,696
	9,559	10,125		23,004		750	925	49,696
453	38,149	436	16,315	228,455	2,308	2,275	1,350	290,059
453	38,149	436	16,315	228,455	2,308	2,275	1,350	290,059
						225		225
						500		500
						725		725
453	38,149	436	16,315	228,455	2,308	3,000	1,350	290,784

COURT EXPENDITURES
NON-SALARIED PERSONNEL

172

	JUDGES VENUED OUT	JUDGES VENUED IN	COURT REPORTERS VENUED OUT	PER DIEM COURT REPORTERS VENUED IN	BAILIFFS VENUED OUT	BAILIFFS VENUED IN
DUBOIS						
CIRCUIT		890		320		70
SUPERIOR		90		376		
TOTAL-COURTS OF RECORD:		980		696		70
GRAND TOTAL COUNTY:		980		696		70
ELKHART						
CIRCUIT	560	370	168	24	70	15
SUPERIOR 1						
SUPERIOR 2						
SUPERIOR 3		540		240		
COUNTY - ELKHART						
COUNTY - GOSHEN						
PROBATION						
TOTAL-COURTS OF RECORD:	560	910	168	264	70	15
ELKHART CITY						
GOSHEN CITY						
NAPPANEE CITY						
TOTAL-CITY AND TOWN:						
GRAND TOTAL COUNTY:	560	910	168	264	70	15
FAYETTE						
CIRCUIT		1,150		72		45
SUPERIOR						
TOTAL-COURTS OF RECORD:		1,150		72		45
GRAND TOTAL COUNTY:		1,150		72		45
FLOYD						
CIRCUIT		430				
SUPERIOR	1,050					
COUNTY						
CIRCUIT PROBATION						
ALCOHOL & DRUG SVS						
TOTAL-COURTS OF RECORD:	1,050	430				
GRAND TOTAL COUNTY:	1,050	430				
FOUNTAIN						
CIRCUIT		3,000		232		145
TOTAL-COURTS OF RECORD:		3,000		232		145
ATTICA CITY						
TOTAL-CITY AND TOWN:						
GRAND TOTAL COUNTY:		3,000		232		145
FRANKLIN						
CIRCUIT		660				
TOTAL-COURTS OF RECORD:		660				
GRAND TOTAL COUNTY:		660				

COURT EXPENDITURES
NON-SALARIED PERSONNEL

174

	JUDGES VENUED OUT	JUDGES VENUED IN	COURT REPORTERS VENUED OUT	PER DIEM COURT REPORTERS VENUED IN	BAILIFFS VENUED OUT	BAILIFFS VENUED IN
FULTON						
CIRCUIT		890		368		170
COUNTY	225		25			
TOTAL-COURTS OF RECORD:	225	890	25	368		170
GRAND TOTAL COUNTY:	225	890	25	368		170
GIBSON						
CIRCUIT		500		256		155
SUPERIOR		80		37		5
TOTAL-COURTS OF RECORD:		580		293		160
GRAND TOTAL COUNTY:		580		293		160
GRANT						
CIRCUIT		1,400		349		300
SUPERIOR 1		70		75		
SUPERIOR 2		410		128		75
COUNTY						
*PROBATION						
TOTAL-COURTS OF RECORD:		1,880		552		375
GAS CITY						
MARION CITY						
TOTAL-CITY AND TOWN:						
GRAND TOTAL COUNTY:		1,880		552		375
GREENE						
CIRCUIT		740		592		355
SUPERIOR		1,440		184		
TOTAL-COURTS OF RECORD:		2,180		776		355
GRAND TOTAL COUNTY:		2,180		776		355
HAMILTON						
CIRCUIT		4,850		1,928		1,150
SUPERIOR 1		950		496		280
SUPERIOR 2		3,610		2,632		1,500
SUPERIOR 3		2,690		1,424		905
COUNTY		255		36		25
PROBATION						
TOTAL-COURTS OF RECORD:		12,355		6,516		3,860
CARMEL CITY						
NOBLESVILLE CITY						
TOTAL-CITY AND TOWN:						
GRAND TOTAL COUNTY:		12,355		6,516		3,860
HANCOCK						
CIRCUIT		2,630		384		318

STATE COURT EXPENDITURES
NON-SALARIED PERSONNEL

175

- - PER DIEM - -

GRAND JURORS	PETIT JURORS	WITNESS FEES	MEDICAL AND PSYCHIATRIC SERVICES	PAUPER ATTORNEY CASE/CASE	OTHER INDIGENT EXPENSES	JUDGE PRO TEM	OTHER	<u>TOTAL NON-SALARY PERSONNEL</u>
	17,619		1,687	22,359	4,027	50		47,170
	319	50		252				871
	17,938	50	1,687	22,611	4,027	50		48,041
	17,938	50	1,687	22,611	4,027	50		48,041
386	6,251		3	34,624	7,067	750	8,331	58,323
	4,772		85	12,008		450		17,437
386	11,023		88	46,632	7,067	1,200	8,331	75,760
386	11,023		88	46,632	7,067	1,200	8,331	75,760
	21,010		1,405	19,819	18,906	350		63,539
	5,776			5,621	2,660	425		14,627
	4,363		260	20,482	7,394	600		33,712
	2,812		1,260		944	625		5,641
	33,961		2,925	45,922	29,904	2,000		117,519
						2,500		2,500
				800		500		1,300
				800		3,000		3,800
	33,961		2,925	46,722	29,904	5,000		121,319
	13,325		350		6,240			21,602
	10,755			40,914	7,019			60,312
	24,080		350	40,914	13,259			81,914
	24,080		350	40,914	13,259			81,914
	9,526		5,874	53,588	7,151	1,500	4,831	90,398
	6,766		1,385	40,707	3,153			53,737
	6,551		3,719	37,914	7,455	1,455	254	65,090
	7,790	3,150	1,802	43,553			1,734	63,048
	2,560	515	1,607	50,000		821	9,636	65,455
			11,767					11,767
	33,193	3,665	26,154	225,762	17,759	3,776	16,455	349,495
				2,500		475		2,975
				2,600		175		2,775
				5,100		650		5,750
	33,193	3,665	26,154	230,862	17,759	4,426	16,455	355,245
	6,423			7,509	241		1,087	18,592

**COURT EXPENDITURES
NON-SALARIED PERSONNEL**

176

	JUDGES VENUED OUT	JUDGES VENUED IN	COURT REPORTERS VENUED OUT	PER DIEM COURT REPORTERS VENUED IN	BAILIFFS VENUED OUT	BAILIFFS VENUED IN
SUPERIOR COUNTY		2,510		350		353
TOTAL-COURTS OF RECORD:		5,140		734		671
GRAND TOTAL COUNTY:		5,140		734		671
 HARRISON						
CIRCUIT COUNTY		1,500		500		250
TOTAL-COURTS OF RECORD:		1,500		500		250
GRAND TOTAL COUNTY:		1,500		500		250
 HENDRICKS						
CIRCUIT		3,370		3,168		1,485
SUPERIOR 1		2,575		2,082		1,300
SUPERIOR 2		910		750		440
CIRCUIT PROBATION						
SUPERIOR PROBATION						
TOTAL-COURTS OF RECORD:		6,855		6,000		3,225
PLAINFIELD TOWN						
TOTAL-CITY AND TOWN:						
GRAND TOTAL COUNTY:		6,855		6,000		3,225
 HENRY						
CIRCUIT		2,000		200		125
SUPERIOR 1		60				
SUPERIOR 2						
PROBATION						
TOTAL-COURTS OF RECORD:		2,060		200		125
KNIGHTSTOWN TOWN						
TOTAL-CITY AND TOWN:						
GRAND TOTAL COUNTY:		2,060		200		125
 HOWARD						
CIRCUIT		210		176		110
SUPERIOR 1		500		400		300
SUPERIOR 2		40		24		15
COUNTY	200		100		100	
PUBLIC DEFENDER						
YOUTH CENTER						
DETENTION ALTERNATIVES						
CASA						
TOTAL-COURTS OF RECORD:	200	750	100	600	100	425
GRAND TOTAL COUNTY:	200	750	100	600	100	425
 HUNTINGTON						
CIRCUIT		510		424		100

STATE COURT EXPENDITURES
NON-SALARIED PERSONNEL

177

- - PER DIEM - -

GRAND JURORS	PETIT JURORS	WITNESS FEES	MEDICAL AND PSYCHIATRIC SERVICES	PAUPER ATTORNEY CASE/CASE	OTHER INDIGENT EXPENSES	JUDGE PRO TEM	OTHER	TOTAL NON-SALARY PERSONNEL
	8,126	2,000		67,202	2,509		4,618	87,668
	7,000	1,000		30,000	2,000		500	40,500
	21,549	3,000		104,711	4,750		6,205	146,760
	21,549	3,000		104,711	4,750		6,205	146,760
500	5,000	300	1,200	19,000	3,000	500		31,750
	1,076					490	2,933	4,499
500	6,076	300	1,200	19,000	3,000	990	2,933	36,249
500	6,076	300	1,200	19,000	3,000	990	2,933	36,249
	11,164			76,523	6,235		1,814	103,759
	2,511		1,075		6,951	450	2,261	19,205
						1,625		3,725
			6,107				1,189	7,296
	13,675		7,182	76,523	13,186	2,075	5,264	133,985
						500		500
						500		500
	13,675		7,182	76,523	13,186	2,575	5,264	134,485
283	7,125		5,199	27,801	3,830	250	209	47,022
	1,693		1,570	9,075	40	450	12,176	25,064
	283				41	475		799
283	9,101		6,769	36,876	3,911	1,175	12,385	72,885
283	9,101		6,769	36,876	3,911	1,175	12,385	72,885
1,250	51,114	95	400	22,738	11,676	1,125	3,348	92,242
	16,008		780		903	625		19,516
	3,431							3,510
	4,500						100	5,000
				21,000				21,000
1,250	75,053	95	1,180	43,738	12,579	1,750	3,448	141,268
1,250	75,053	95	1,180	43,738	12,579	1,750	3,448	141,268
	4,933			14,178	500	525		21,170

**COURT EXPENDITURES
NON-SALARIED PERSONNEL**

178

	JUDGES VENUED OUT	JUDGES VENUED IN	COURT REPORTERS VENUED OUT	PER DIEM COURT REPORTERS VENUED IN	BAILIFFS VENUED OUT	BAILIFFS VENUED IN
SUPERIOR						
PROBATION						
TOTAL-COURTS OF RECORD:		510		424		100
ROANOKE TOWN						
TOTAL-CITY AND TOWN:						
GRAND TOTAL COUNTY:		510		424		100
JACKSON						
CIRCUIT	585	1,850		1,200		270
SUPERIOR						
PROBATION						
TOTAL-COURTS OF RECORD:	585	1,850		1,200		270
GRAND TOTAL COUNTY:	585	1,850		1,200		270
JASPER						
CIRCUIT		2,160		1,744		1,090
SUPERIOR 1 & 2		4,510		3,656		2,285
TOTAL-COURTS OF RECORD:		6,670		5,400		3,375
DEMOTTE TOWN						
WHEATFIELD TOWN						
TOTAL-CITY AND TOWN:						
GRAND TOTAL COUNTY:		6,670		5,400		3,375
JAY						
CIRCUIT						
SUPERIOR						
PROBATION						
TOTAL-COURTS OF RECORD:						
DUNKIRK CITY						
PORTLAND CITY						
TOTAL-CITY AND TOWN:						
GRAND TOTAL COUNTY:						
JEFFERSON						
CIRCUIT	730		32			
COUNTY						
TOTAL-COURTS OF RECORD:	730		32			
GRAND TOTAL COUNTY:	730		32			
JENNINGS						
CIRCUIT		4,750		4,160		198
TOTAL-COURTS OF RECORD:		4,750		4,160		198
NORTH VERNON CITY						
TOTAL-CITY AND TOWN:						
GRAND TOTAL COUNTY:		4,750		4,160		198

STATE COURT EXPENDITURES
NON-SALARIED PERSONNEL

179

- - PER DIEM - -

GRAND JURORS	PETIT JURORS	WITNESS FEES	MEDICAL AND PSYCHIATRIC SERVICES	PAUPER ATTORNEY CASE/CASE	OTHER INDIGENT EXPENSES	JUDGE PRO TEM	OTHER	TOTAL NON-SALARY PERSONNEL
	3,115	44		7,743	890	575		12,367
	8,048	44		21,921	1,390	1,100		33,537
	8,048	44		21,921	1,390	1,100		33,537
	10,973		135		975			15,988
	4,495			24,838		350		29,683
	15,468		135	24,838	975	350		45,671
	15,468		135	24,838	975	350		45,671
	8,156		918	300	150	25		14,543
	11,354	50	594			250		22,699
	19,510	50	1,512	300	150	275		37,242
	19,510	50	1,512	300	150	275		37,242
	1,537		428	14,023	2,053	225		18,266
	3,796		824	10,936	2,342	425		18,323
	5,333		1,252	24,959	4,395	650		36,589
						90		90
						90		90
	5,333		1,252	24,959	4,395	740		36,679
286	11,405		3,683	76,487		900		93,523
	697			22,000		625		23,322
286	12,102		3,683	98,487		1,525		116,845
286	12,102		3,683	98,487		1,525		116,845
	5,370			37,499	1,334		3,050	56,361
	5,370			37,499	1,334		3,050	56,361
						100		100
						100		100
	5,370			37,499	1,334	100	3,050	56,461

**COURT EXPENDITURES
NON-SALARIED PERSONNEL**

180

	JUDGES VENUED OUT	JUDGES VENUED IN	COURT REPORTERS VENUED OUT	PER DIEM COURT REPORTERS VENUED IN	BAILIFFS VENUED OUT	BAILIFFS VENUED IN
JOHNSON						
CIRCUIT		2,710		2,216		145
SUPERIOR 1		2,330		1,864		624
SUPERIOR 2 & MAGISTRATE	1,390		840		330	
JUVENILE DETENTION						
TOTAL-COURTS OF RECORD:	1,390	5,040	840	4,080	330	769
FRANKLIN CITY						
GREENWOOD CITY						
NEW WHITELAND TOWN						
TOTAL-CITY AND TOWN:						
GRAND TOTAL COUNTY:	3,390	5,040	840	4,080	330	769
KNOX						
CIRCUIT	500	180		152		95
SUPERIOR 1						
SUPERIOR 2						
TOTAL-COURTS OF RECORD:	500	180		152		95
BICKNELL CITY						
TOTAL-CITY AND TOWN:						
GRAND TOTAL COUNTY:	500	180		152		95
KOSCIUSKO						
CIRCUIT & SUPERIOR		1,220		96		55
COUNTY						
TOTAL-COURTS OF RECORD:		1,220		96		55
GRAND TOTAL COUNTY:		1,220		96		55
LAGRANGE						
CIRCUIT		800		88		
SUPERIOR	1,500					
TOTAL-COURTS OF RECORD:	1,500	800		88		
GRAND TOTAL COUNTY:	1,500	800		88		
LAKE						
CIRCUIT	1,029					
SUPERIOR CIVIL						
SUPERIOR TITLE IV-D						
SUPERIOR JUVENILE						
SUPERIOR CRIMINAL						
SUPERIOR 7, CO DIV.						
SUPERIOR 8, CO DIV.						
SUPERIOR 9, CO DIV.						
TOTAL-COURTS OF RECORD:	1,029					
CROWN POINT CITY						
EAST CHICAGO CITY						
GARY CITY						

STATE COURT EXPENDITURES
NON-SALARIED PERSONNEL

181

- - PER DIEM - -

GRAND JURORS	PETIT JURORS	WITNESS FEES	MEDICAL AND PSYCHIATRIC SERVICES	PAUPER ATTORNEY CASE/CASE	OTHER INDIGENT EXPENSES	JUDGE PRO TEM	OTHER	TOTAL NON-SALARY PERSONNEL
	15,292		852	22,762			9,606	53,583
	11,643		1,000	12,753	4,165			34,379
	5,230		750	6,070				14,610
	32,165		2,602	41,585	4,165		9,606	102,572
						400	1,200	1,600
						400	1,200	1,600
	32,165		2,602	41,585	4,165	400	10,806	104,172
915	5,079			103,539	2,429			112,889
750	6,500			6,028				13,278
	4,000			10,000	1,713			15,713
1,665	15,579			119,567	4,142			141,880
1,665	15,579			119,567	4,142			141,880
	13,285			119,999		550		135,205
	6,762			39,183		1,500		47,445
	20,047			159,182		2,050		182,650
	20,047			159,182		2,050		182,650
142	3,061		125	14,131	2,016	400		20,763
	287							1,787
142	3,348		125	14,131	2,016	400		22,550
142	3,348		125	14,131	2,016	400		22,550
	7,500							8,529
12,482	303,325			9,172				324,979
			8,885	184,471	152,455			345,811
			931			300		300
							3,069	4,000
12,482	310,825		9,816	193,643	152,455	300	3,069	683,619
				6,000		826		6,826
							3,500	3,500
				20,044				20,044

COURT EXPENDITURES
NON-SALARIED PERSONNEL

182

	JUDGES VENUED OUT	JUDGES VENUED IN	COURT REPORTERS VENUED OUT	PER DIEM COURT REPORTERS VENUED IN	BAILIFFS VENUED OUT	BAILIFFS VENUED IN
--	-------------------------	------------------------	----------------------------------	---	---------------------------	--------------------------

HAMMOND CITY
HOBART CITY
LAKE STATION CITY
WHITING CITY

TOTAL-CITY AND TOWN:

GRAND TOTAL COUNTY: 1,029

LAPORTE

CIRCUIT		1,520		448		750
SUPERIOR 1		300		240		150
SUPERIOR 2						
SUPERIOR 3						
SUPERIOR 4						
CIRCUIT PROBATION						
TOTAL-COURTS OF RECORD:		1,820		688		900
GRAND TOTAL COUNTY:		1,820		688		900

LAWRENCE

CIRCUIT
SUPERIOR
COUNTY

TOTAL-COURTS OF RECORD:

GRAND TOTAL COUNTY:

MADISON

CIRCUIT		150				
UNIFIED	18,104	1,770		56		135
UNIFIED PROBATION						
JUVENILE PROBATION						
TOTAL-COURTS OF RECORD:	18,104	1,920		56		135
ALEXANDRIA CITY-N/R						
ANDERSON CITY						
ELWOOD CITY						
ANDERSON CITY PROBATION						
EDGEWOOD TOWN						
TOTAL-CITY AND TOWN:						
GRAND TOTAL COUNTY:	18,104	1,920		56		135

MARION

CIRCUIT
SUPERIOR, CIV. 1
SUPERIOR, CIV. 2
SUPERIOR, CIV. 3
SUPERIOR, CIV. 4
SUPERIOR, CIV. 5
SUPERIOR, CIV. 6
SUPERIOR, CIV. 7

STATE COURT EXPENDITURES
NON-SALARIED PERSONNEL

183

- - PER DIEM - -

GRAND JURORS	PETIT JURORS	WITNESS FEES	MEDICAL AND PSYCHIATRIC SERVICES	PAUPER ATTORNEY CASE/CASE	OTHER INDIGENT EXPENSES	JUDGE PRO TEM	OTHER	TOTAL NON-SALARY PERSONNEL
						2,500		2,500
						600		600
				3,000		25		3,025
				29,044		3,951	3,500	36,495
12,482	310,825		9,816	222,687	152,455	4,251	6,569	720,114
	14,057				2,965	100	4,064	23,904
20,800		100	1,850			750		24,190
150	455		75	13,388		450		14,518
	1,756			42,944		875		45,575
	1,832		1,366			588		3,786
20,950	18,100	100	3,291	56,332	2,965	2,763	4,064	111,973
20,950	18,100	100	3,291	56,332	2,965	2,763	4,064	111,973
557	10,757		325	1,366	6,131	600		19,736
	2,298		156	2,456	2,421	310	1,308	8,949
						475		475
557	13,055		481	3,822	8,552	1,385	1,308	29,160
557	13,055		481	3,822	8,552	1,385	1,308	29,160
	23,811	20						23,981
	60,018	1,125	6,058	52,689	45,101	5,300		190,356
							222,293	222,293
	83,829	1,145	6,058	52,689	45,101	5,300	222,293	436,630
	1,807			550		1,125		3,482
	1,807			550		1,125		3,482
	85,636	1,145	6,058	53,239	45,101	6,425	222,293	440,112

COURT EXPENDITURES
NON-SALARIED PERSONNEL

184

	JUDGES VENUED OUT	JUDGES VENUED IN	COURT REPORTERS VENUED OUT	PER DIEM COURT REPORTERS VENUED IN	BAILIFFS VENUED OUT	BAILIFFS VENUED IN
SUPERIOR, PROBATE						
SUPERIOR, JUVENILE						
SUPERIOR, CRIM. 1						
SUPERIOR, CRIM. 2						
SUPERIOR, CRIM. 3						
SUPERIOR, CRIM. 4						
SUPERIOR, CRIM. 5						
SUPERIOR, CRIM. 6						
MUNICIPAL						
CRIMINAL PROBATION						
COURT SERVICES						
TOTAL-COURTS OF RECORD:						
CENTER TOWNSHIP						
DECATUR TOWNSHIP						
LAWRENCE TOWNSHIP						
PERRY TOWNSHIP						
PIKE TOWNSHIP						
WARREN TOWNSHIP						
WASHINGTON TOWNSHIP						
WAYNE TOWNSHIP						
TOTAL-SMALL CLAIMS:						
GRAND TOTAL COUNTY:						
 MARSHALL						
CIRCUIT		1,750		944		510
SUPERIOR 1		1,100		216		80
SUPERIOR 2		300	150			
PROBATION						
TOTAL-COURTS OF RECORD:		3,150	150	1,160		590
GRAND TOTAL COUNTY:		3,150	150	1,160		590
 MARTIN						
CIRCUIT				128		
TOTAL-COURTS OF RECORD:				128		
GRAND TOTAL COUNTY:				128		
 MIAMI						
CIRCUIT		2,420		1,944		1,215
SUPERIOR		740		650		405
PROBATION						
TOTAL-COURTS OF RECORD:		3,160		2,594		1,620
PERU CITY						
BUNKER HILL TOWN						
TOTAL-CITY AND TOWN:						
GRAND TOTAL COUNTY:		3,160		2,594		1,620
 MONROE						
ALL COURTS		3,630				

STATE COURT EXPENDITURES
NON-SALARIED PERSONNEL

185

- - PER DIEM - -

GRAND JURORS	PETIT JURORS	WITNESS FEES	MEDICAL AND PSYCHIATRIC SERVICES	PAUPER ATTORNEY CASE/CASE	OTHER INDIGENT EXPENSES	JUDGE PRO TEM	OTHER	TOTAL NON-SALARY PERSONNEL
							205,774	205,774
				81,760			2,056	83,816
							1,733	1,733
				97,812			2,197	100,009
				100,746			12,112	112,858
		520	15,100	79,375	29,152	17,150	13,568	154,865
	499,987	122,943		296,054	93,559		141,043	1,153,586
	499,987	123,463	15,100	655,747	122,711	17,150	378,483	1,812,641
						2,514		2,514
						960		960
						425		425
						225	116	341
						4,124	116	4,240
	499,987	123,463	15,100	655,747	122,711	21,274	378,599	1,816,881
				2,113	1,325	1,013		14,961
	21,374		328	7,430	1,457			31,985
	2,926	250	200			975	9,700	14,501
	31,606	250	528	9,543	2,782	1,988	9,700	61,447
	31,606	250	528	9,543	2,782	1,988	9,700	61,447
	4,112	1,350	1,138	19,468	313	75	636	27,220
	4,112	1,350	1,138	19,468	313	75	636	27,220
	4,112	1,350	1,138	19,468	313	75	636	27,220
6,936			1,325	23,097	8,438	1,000	6,093	52,468
			470	5,000	2,646	725		10,636
			1,251					1,251
6,936			3,046	28,097	11,084	1,725	6,093	64,355
						25		25
						25		25
6,936			3,046	28,097	11,084	1,750	6,093	64,380
3,688	39,136		961	3,453	7,804	1,550	7,166	67,388

COURT EXPENDITURES
NON-SALARIED PERSONNEL

186

	JUDGES VENUED OUT	JUDGES VENUED IN	COURT REPORTERS VENUED OUT	PER DIEM COURT REPORTERS VENUED IN	BAILIFFS VENUED OUT	BAILIFFS VENUED IN
PUBLIC DEFENDER						
TOTAL-COURTS OF RECORD:		3,630				
GRAND TOTAL COUNTY:		3,630				
MONTGOMERY						
CIRCUIT	360			288		180
SUPERIOR		30		32		20
COUNTY						
PROBATION						
TOTAL-COURTS OF RECORD:	360	30		320		200
GRAND TOTAL COUNTY:	360	30		320		200
MORGAN						
CIRCUIT		8,370		3,312		2,075
SUPERIOR		4,260		1,903		1,194
COUNTY						
PROBATION						
TOTAL-COURTS OF RECORD:		12,630		5,215		3,269
MARTINSVILLE CITY						
MOORESVILLE TOWN						
TOTAL-CITY AND TOWN:						
GRAND TOTAL COUNTY:		12,630		5,215		3,269
NEWTON						
CIRCUIT		2,500		1,500		1,000
SUPERIOR		2,440		1,896		1,328
TOTAL-COURTS OF RECORD:		4,940		3,396		2,328
GRAND TOTAL COUNTY:		4,940		3,396		2,328
NOBLE						
CIRCUIT		890		712		60
SUPERIOR	2,400		1,920		1,200	
COUNTY						
TOTAL-COURTS OF RECORD:	2,400	890	1,920	712	1,200	60
CROMWELL TOWN						
TOTAL-CITY AND TOWN:						
GRAND TOTAL COUNTY:	2,400	890	1,920	712	1,200	60
OHIO						
CIRCUIT						
SUPERIOR						
TOTAL-COURTS OF RECORD:						
GRAND TOTAL COUNTY:						
ORANGE						
CIRCUIT		1,052				

STATE COURT EXPENDITURES
NON-SALARIED PERSONNEL

187

- - PER DIEM - -

GRAND JURORS	PETIT JURORS	WITNESS FEES	MEDICAL AND PSYCHIATRIC SERVICES	PAUPER ATTORNEY CASE/CASE	OTHER INDIGENT EXPENSES	JUDGE PRO TEM	OTHER	TOTAL NON-SALARY PERSONNEL
							12,566	12,566
3,688	39,136		961	3,453	7,804	1,550	19,732	79,954
3,688	39,136		961	3,453	7,804	1,550	19,732	79,954
	10,074				1,639	525		13,066
	4,478		250		625	500		5,935
						425		425
	14,552		250		2,264	1,450		19,426
	14,552		250		2,264	1,450		19,426
600	19,290	150	1,925	38,092	13,559	525	700	88,598
1,365	17,550		825	91,495	13,441	200	600	132,833
	6,120			46,971		1,000	5,392	59,483
			2,945					2,945
1,965	42,960	150	5,695	176,558	27,000	1,725	6,692	283,859
				300		100		400
							5,200	5,200
				300		100	5,200	5,600
1,965	42,960	150	5,695	176,858	27,000	1,825	11,892	289,459
500	11,000		1,000					17,500
	12,456		127				870	19,117
500	23,456		1,127				870	36,617
500	23,456		1,127				870	36,617
494	4,307		130	8,708	359		6,366	22,026
	14,000		750	10,800	700		1,500	33,270
	2,789			1,021	68			3,878
494	21,096		880	20,529	1,127		7,866	59,174
494	21,096		880	20,529	1,127		7,866	59,174
	1,500			903				2,403
283	222			1,745				2,250
283	1,722			2,648				4,653
283	1,722			2,648				4,653
	6,968		4,860	23,084	3,643	225		39,832

COURT EXPENDITURES
NON-SALARIED PERSONNEL

188

	JUDGES VENUED OUT	JUDGES VENUED IN	COURT REPORTERS VENUED OUT	PER DIEM COURT REPORTERS VENUED IN	BAILIFFS VENUED OUT	BAILIFFS VENUED IN
COUNTY						
PROBATION						
TOTAL-COURTS OF RECORD:		1,052				
GRAND TOTAL COUNTY:		1,052				
OWEN						
CIRCUIT		1,040		1,011	1,642	510
PROBATION						
TOTAL-COURTS OF RECORD:		1,040		1,011	1,642	510
GRAND TOTAL COUNTY:		1,040		1,011	1,642	510
PARKE						
CIRCUIT		1,630		1,336		845
PROBATION						
TOTAL-COURTS OF RECORD:		1,630		1,336		845
GRAND TOTAL COUNTY:		1,630		1,336		845
PERRY						
CIRCUIT						
TOTAL-COURTS OF RECORD:						
TELL CITY CITY						
TOTAL-CITY AND TOWN:						
GRAND TOTAL COUNTY:						
PIKE						
CIRCUIT		515		400		100
TOTAL-COURTS OF RECORD:		515		400		100
GRAND TOTAL COUNTY:		515		400		100
PORTER						
CIRCUIT		1,010	48			505
SUPERIOR 1		1,790		72		935
SUPERIOR 2		2,110		392		1,055
SUPERIOR 3						
SUPERIOR 4						
TOTAL-COURTS OF RECORD:		4,910	48	464		2,495
CHESTERTON TOWN						
TOTAL-CITY AND TOWN:						
GRAND TOTAL COUNTY:		4,910	48	464		2,495
POSEY						
CIRCUIT						
COUNTY						
TOTAL-COURTS OF RECORD:						
GRAND TOTAL COUNTY:						

STATE COURT EXPENDITURES
NON-SALARIED PERSONNEL

189

- - PER DIEM - -

GRAND JURORS	PETIT JURORS	WITNESS FEES	MEDICAL AND PSYCHIATRIC SERVICES	PAUPER ATTORNEY CASE/CASE	OTHER INDIGENT EXPENSES	JUDGE PRO TEM	OTHER	TOTAL NON-SALARY PERSONNEL
				11,186	125	850	100	12,261
	6,968		4,860	34,270	3,768	1,075	100	52,093
	6,968		4,860	34,270	3,768	1,075	100	52,093
	15,635		170	20,835	12,207	675	1,301	55,026
	15,635		170	20,835	12,207	675	1,301	55,026
	15,635		170	20,835	12,207	675	1,301	55,026
	2,544			36,415	5,638		215	48,623
	2,544			36,415	5,638		215	48,623
	2,544			36,415	5,638		215	48,623
	2,019			40,847				42,866
	2,019			40,847				42,866
	2,019			40,847				42,866
750	7,500			6,000		100		15,365
750	7,500			6,000		100		15,365
750	7,500			6,000		100		15,365
118	4,908			20,450	4,225	500	71,891	103,655
	55,000		1,600	49,048	23,092	444		131,981
	12,902		1,565	15,551	16,861		14,070	64,506
	1,821	500	100	125	1,937			4,483
	5,083		400		6,979	99		12,561
118	79,714	500	3,665	85,174	53,094	1,043	85,961	317,186
118	79,714	500	3,665	85,174	53,094	1,043	85,961	317,186
		15,810		115,247	3,993			135,050
	1,995				250		1,115	3,360
	1,995	15,810		115,247	4,243		1,115	138,410
	1,995	15,810		115,247	4,243		1,115	138,410

COURT EXPENDITURES
NON-SALARIED PERSONNEL

190

	JUDGES VENUED OUT	JUDGES VENUED IN	COURT REPORTERS VENUED OUT	PER DIEM COURT REPORTERS VENUED IN	BAILIFFS VENUED OUT	BAILIFFS VENUED IN
PULASKI						
CIRCUIT						
COUNTY						
PROBATION						
TOTAL-COURTS OF RECORD:						
GRAND TOTAL COUNTY:						
PUTNAM						
CIRCUIT		1,380		1,096		685
COUNTY						
TOTAL-COURTS OF RECORD:		1,380		1,096		685
GRAND TOTAL COUNTY:		1,380		1,096		685
RANDOLPH						
CIRCUIT		60		16		
SUPERIOR	150		75		75	
TOTAL-COURTS OF RECORD:	150	60	75	16	75	
WINCHESTER CITY						
UNION CITY CITY						
TOTAL-CITY AND TOWN:						
GRAND TOTAL COUNTY:	150	60	75	16	75	
RIPLEY						
CIRCUIT	3,570	1,060	2,856	840	1,785	550
TOTAL-COURTS OF RECORD:	3,570	1,060	2,856	840	1,785	550
BATESVILLE CITY						
VERSAILLES TOWN						
TOTAL-CITY AND TOWN:						
GRAND TOTAL COUNTY:	3,570	1,060	2,856	840	1,785	550
RUSH						
CIRCUIT		427				
COUNTY						
TOTAL-COURTS OF RECORD:		427				
GRAND TOTAL COUNTY:		427				
ST. JOSEPH						
CIRCUIT		30		24		15
SUPERIOR						
PROBATE						
PROBATION						
JUVENILE PROBATION						
PUBLIC DEFENDER						
TOTAL-COURTS OF RECORD:		30		24		15
WALKERTON TOWN						
TOTAL-CITY AND TOWN:						
GRAND TOTAL COUNTY:		30		24		15

STATE COURT EXPENDITURES
NON-SALARIED PERSONNEL

191

-- PER DIEM --

GRAND JURORS	PETIT JURORS	WITNESS FEES	MEDICAL AND PSYCHIATRIC SERVICES	PAUPER ATTORNEY CASE/CASE	OTHER INDIGENT EXPENSES	JUDGE PRO TEM	OTHER	TOTAL NON-SALARY PERSONNEL
	2,421	1,303	775	30,779 587				35,278 587
	2,421	1,303	775	31,366				35,865
	2,421	1,303	775	31,366				35,865
1,994	2,620			7,499	2,251	388		17,913
	6,005	50		9,350		500		15,905
1,994	8,625	50		16,849	2,251	888		33,818
1,994	8,625	50		16,849	2,251	888		33,818
	8,478		1,584	109,945				120,083
	1,000	300		35,440				37,040
	9,478	300	1,584	145,385				157,123
				1,040				1,040
				1,040				1,040
	9,478	300	1,584	146,425				158,163
365	7,644			71,706	12,969	450	12,987	116,782
365	7,644			71,706	12,969	450	12,987	116,782
365	7,644			71,706	12,969	450	12,987	116,782
	8,037		1,250	14,855			5,907	30,476
			485	13,364			465	14,314
	8,037		1,735	28,219			6,372	44,790
	8,037		1,735	28,219			6,372	44,790
1,413	1,037						500	3,019
	68,338					1,250 875	108	69,696 875
			4,060 275					4,060 275
1,413	69,375		4,335			2,125	608	77,925
1,413	69,375		4,335			2,125	608	77,925

COURT EXPENDITURES
NON-SALARIED PERSONNEL

192

	JUDGES VENUED OUT	JUDGES VENUED IN	COURT REPORTERS VENUED OUT	PER DIEM COURT REPORTERS VENUED IN	BAILIFFS VENUED OUT	BAILIFFS VENUED IN
SCOTT						
CIRCUIT		1,179				
COUNTY						
TOTAL-COURTS OF RECORD:		1,179				
GRAND TOTAL COUNTY:		1,179				
SHELBY						
CIRCUIT		4,135				
SUPERIOR 1		1,691				
SUPERIOR 2		240		40		
PROBATION						
TOTAL-COURTS OF RECORD:		6,066		40		
GRAND TOTAL COUNTY:		6,066		40		
SPENCER						
CIRCUIT		580		464		290
TOTAL-COURTS OF RECORD:		580		464		290
ROCKPORT CITY						
TOTAL-CITY AND TOWN:						
GRAND TOTAL COUNTY:		580		464		290
STARKE						
CIRCUIT		1,770		168		840
TOTAL-COURTS OF RECORD:		1,770		168		840
KNOX CITY						
TOTAL-CITY AND TOWN:						
GRAND TOTAL COUNTY:		1,770		168		840
STEUBEN						
CIRCUIT		210		104		25
SUPERIOR		40		24		
TOTAL-COURTS OF RECORD:		250		128		25
FREMONT TOWN						
TOTAL-CITY AND TOWN:						
GRAND TOTAL COUNTY:		250		128		25
SULLIVAN						
CIRCUIT						
SUPERIOR		4,271				
TOTAL-COURTS OF RECORD:		4,271				
GRAND TOTAL COUNTY:		4,271				
SWITZERLAND						
CIRCUIT		20		16		10

STATE COURT EXPENDITURES
NON-SALARIED PERSONNEL

193

- - PER DIEM - -

GRAND JURORS	PETIT JURORS	WITNESS FEES	MEDICAL AND PSYCHIATRIC SERVICES	PAUPER ATTORNEY CASE/CASE	OTHER INDIGENT EXPENSES	JUDGE PRO TEM	OTHER	<u>TOTAL NON-SALARY PERSONNEL</u>
	3,390						170	4,739
	18			22,003				22,021
	3,408			22,003			170	26,760
	3,408			22,003			170	26,760
	8,302			5,434			4,147	22,018
	18,321		1,353	103,557	41,323			166,245
	1,086		900	21,645	100			24,011
	27,709		2,253	130,636	41,423		4,147	212,274
	27,709		2,253	130,636	41,423		4,147	212,274
664	1,852	1,049		20,276	1,267			26,442
664	1,852	1,049		20,276	1,267			26,442
664	1,852	1,049		20,276	1,267			26,442
544	10,256		6,075	26,878	2,014			48,545
544	10,256		6,075	26,878	2,014			48,545
						1,252		1,252
						1,252		1,252
544	10,256		6,075	26,878	2,014	1,252		49,797
	17,957		1,588	109,993	19,304			149,181
	2,273		150	2,411			1,242	6,140
	20,230		1,738	112,404	19,304		1,242	155,321
	20,230		1,738	112,404	19,304		1,242	155,321
				2,218	1,925		2,835	6,978
	495			133,243	44,693	250		182,952
	495			135,461	46,618	250	2,835	189,930
	495			135,461	46,618	250	2,835	189,930
	1,149						4	1,199

COURT EXPENDITURES
NON-SALARIED PERSONNEL

194

	JUDGES VENUED OUT	JUDGES VENUED IN	COURT REPORTERS VENUED OUT	PER DIEM COURT REPORTERS VENUED IN	BAILIFFS VENUED OUT	BAILIFFS VENUED IN
SUPERIOR						
TOTAL-COURTS OF RECORD:		20		16		10
GRAND TOTAL COUNTY:		20		16		10
TIPPECANOE						
CIRCUIT						
SUPERIOR 1						
SUPERIOR 2						
SUPERIOR 3						
COUNTY 1						
COUNTY 2						
TOTAL-COURTS OF RECORD:						
WEST LAFAYETTE CITY						
TOTAL-CITY AND TOWN:						
GRAND TOTAL COUNTY:						
TIPTON						
CIRCUIT		960		144		55
PROBATION						
TOTAL-COURTS OF RECORD:		960		144		55
TIPTON CITY						
SHARPSVILLE TOWN						
TOTAL-CITY AND TOWN:						
GRAND TOTAL COUNTY:		960		144		55
UNION						
CIRCUIT	100		80		50	
TOTAL-COURTS OF RECORD:	100		80		50	
GRAND TOTAL COUNTY:	100		80		50	
VANDEBURGH						
CIRCUIT						
SUPERIOR						
TOTAL-COURTS OF RECORD:						
GRAND TOTAL COUNTY:						
VERMILLION						
CIRCUIT		612		451		225
TOTAL-COURTS OF RECORD:		612		451		225
CLINTON CITY						
TOTAL-CITY AND TOWN:						
GRAND TOTAL COUNTY:		612		451		225
VIGO						
ALL COURTS						

STATE COURT EXPENDITURES
NON-SALARIED PERSONNEL

195

- - PER DIEM - -

GRAND JURORS	PETIT JURORS	WITNESS FEES	MEDICAL AND PSYCHIATRIC SERVICES	PAUPER ATTORNEY CASE/CASE	OTHER INDIGENT EXPENSES	JUDGE PRO TEM	OTHER	TOTAL NON-SALARY PERSONNEL
	1,268			10,838			1,927	14,033
	2,417			10,838			1,931	15,232
	2,417			10,838			1,931	15,232
	9,191		1,012	21,670	9,188	895		41,956
	20,128	1,149		60,329	18,633	750		100,989
	10,134	200	750	25,438	1,996	1,125		39,643
				61,485	1,800	525	543,292	607,102
	5,084				12,040	1,350		18,474
	7,625	350		3,792		2,725		14,492
	52,162	1,699	1,762	172,714	43,657	7,370	543,292	822,656
	52,162	1,699	1,762	172,714	43,657	7,370	543,292	822,656
	5,985			32,823	3,375	1,125		44,467
	5,985			32,823	3,375	1,125		44,467
	5,985			32,823	3,375	1,125		44,467
400	1,562			24,200	5,635	350		32,377
400	1,562			24,200	5,635	350		32,377
400	1,562			24,200	5,635	350		32,377
5,217	37,000		645	152,100	49,000			243,962
	20,952		2,850	11,155	34,824	3,400	11,405	84,586
5,217	57,952		3,495	163,255	83,824	3,400	11,405	328,548
5,217	57,952		3,495	163,255	83,824	3,400	11,405	328,548
	12,263		325	72,742	3,958	175	83	90,834
	12,263		325	72,742	3,958	175	83	90,834
						25		25
						25		25
	12,263		325	72,742	3,958	200	83	90,859
	35,554	605	5,522	10,222	20,649	2,350		74,902

COURT EXPENDITURES
NON-SALARIED PERSONNEL

196

	JUDGES VENUED OUT	JUDGES VENUED IN	COURT REPORTERS VENUED OUT	PER DIEM COURT REPORTERS VENUED IN	BAILIFFS VENUED OUT	BAILIFFS VENUED IN
JUVENILE PROBATION						
TOTAL-COURTS OF RECORD:						
TERRE HAUTE CITY						
TOTAL-CITY AND TOWN:						
GRAND TOTAL COUNTY:						
WABASH						
CIRCUIT		450		370		225
COUNTY						
TOTAL-COURTS OF RECORD:		450		370		225
WABASH CITY						
NORTH MANCHESTER TOWN						
TOTAL-CITY AND TOWN:						
GRAND TOTAL COUNTY:		450		370		225
WARREN						
CIRCUIT		520		416		260
TOTAL-COURTS OF RECORD:		520		416		260
GRAND TOTAL COUNTY:		520		416		260
WARRICK						
CIRCUIT		1,450		1,183		600
SUPERIOR		1,360		1,128		430
TOTAL-COURTS OF RECORD:		2,810		2,311		1,030
GRAND TOTAL COUNTY:		2,810		2,311		1,030
WASHINGTON						
CIRCUIT		750		600		450
SUPERIOR		1,840		2,000		135
TOTAL-COURTS OF RECORD:		2,590		2,600		585
GRAND TOTAL COUNTY:		2,590		2,600		585
WAYNE						
CIRCUIT		300		100		100
SUPERIOR 1		90		72		45
SUPERIOR 2		30				
SUPERIOR 3						
PROBATION						
PUBLIC DEFENDER						
SCHEDULING						
TOTAL-COURTS OF RECORD:		420		172		145
HAGERSTOWN TOWN						
TOTAL-CITY AND TOWN:						
GRAND TOTAL COUNTY:		420		172		145
WELLS						
CIRCUIT		1,020		208		55

STATE COURT EXPENDITURES
NON-SALARIED PERSONNEL

197

- - PER DIEM - -

GRAND JURORS	PETIT JURORS	WITNESS FEES	MEDICAL AND PSYCHIATRIC SERVICES	PAUPER ATTORNEY CASE/CASE	OTHER INDIGENT EXPENSES	JUDGE PRO TEM	OTHER	<u>TOTAL</u> <u>NON-SALARY</u> <u>PERSONNEL</u>
	35,554	605	5,522	10,222	20,649	2,350		74,902
						1,273		1,273
						1,273		1,273
	35,554	605	5,522	10,222	20,649	3,623		76,175
1,000	10,000		2,598	13,000	3,500	900	3,100	35,143
	925			28,092	930	600	812	31,359
1,000	10,925		2,598	41,092	4,430	1,500	3,912	66,502
						500		500
						500		500
1,000	10,925		2,598	41,092	4,430	2,000	3,912	67,002
	5,373			18,731				25,300
	5,373			18,731				25,300
	5,373			18,731				25,300
125	4,664		979	25,838	6,723			41,562
	5,642			3,796	8,518		300	21,174
125	10,306		979	29,634	15,241		300	62,736
125	10,306		979	29,634	15,241		300	62,736
1,000	10,000	500		25,000				38,300
	273							4,248
1,000	10,273	500		25,000				42,548
1,000	10,273	500		25,000				42,548
500	12,384	193	615	15,058				29,250
	3,846		674	4,611	803			10,141
	7,236	739	4,857	11,974				24,836
				31,157		575		31,732
			2,200					2,200
		1,000			2,367			3,367
500	23,466	1,932	8,346	62,800	3,170	575		101,526
						50		50
						50		50
500	23,466	1,932	8,346	62,800	3,170	625		101,576
	1,882			32,726	793		5,000	41,684

COURT EXPENDITURES
NON-SALARIED PERSONNEL

198

	JUDGES VENUED OUT	JUDGES VENUED IN	COURT REPORTERS VENUED OUT	PER DIEM COURT REPORTERS VENUED IN	BAILIFFS VENUED OUT	BAILIFFS VENUED IN
SUPERIOR		90		76		5
TOTAL-COURTS OF RECORD:		1,110		284		60
BLUFFTON CITY						
TOTAL-CITY AND TOWN:						
GRAND TOTAL COUNTY:		1,110		284		60
WHITE						
CIRCUIT		930		829		445
SUPERIOR						
PROBATION						
TOTAL-COURTS OF RECORD:		930		829		445
MONON TOWN						
TOTAL-CITY AND TOWN:						
GRAND TOTAL COUNTY:		930		829		445
WHITLEY						
CIRCUIT		1,460		144		60
SUPERIOR		200		100		50
PROBATION						
TOTAL-COURTS OF RECORD:		1,660		244		110
GRAND TOTAL COUNTY:		1,660		244		110

STATE COURT EXPENDITURES
NON-SALARIED PERSONNEL

199

- - PER DIEM - -

GRAND JURORS	PETIT JURORS	WITNESS FEES	MEDICAL AND PSYCHIATRIC SERVICES	PAUPER ATTORNEY CASE/CASE	OTHER INDIGENT EXPENSES	JUDGE PRO TEM	OTHER	<u>TOTAL NON-SALARY PERSONNEL</u>
	5,516		1,368	5,947	494	375		13,871
	7,398		1,368	38,673	1,287	375	5,000	55,555
	7,398		1,368	38,673	1,287	375	5,000	55,555
	2,003			1,888		250	2,564	8,909
	4,792			39,983		475		45,250
			1,550					1,550
	6,795		1,550	41,871		725	2,564	55,709
	6,795		1,550	41,871		725	2,564	55,709
	8,235		687	24,655	255		5,000	40,496
	5,300		1,000	25,000		600		32,250
	13,535		1,687	49,655	255	600	5,000	72,746
	13,535		1,687	49,655	255	600	5,000	72,746

COURT EXPENDITURES
NON-SALARIED PERSONNEL

200

	JUDGES VENUED OUT	JUDGES VENUED IN	COURT REPORTERS VENUED OUT	PER DIEM COURT REPORTERS VENUED IN	BAILIFFS VENUED OUT	BAILIFFS VENUED IN
GRAND TOTAL-COURTS OF RECORD:	34,628	176,931	6,558	87,431	5,317	48,938
GRAND TOTAL-CITY AND TOWN:						
GRAND TOTAL-SMALL CLAIM:						
GRAND TOTAL :	34,628	176,931	6,558	87,431	5,317	48,938

STATE COURT EXPENDITURES
NON-SALARIED PERSONNEL

201

- - PER DIEM - -

GRAND JURORS	PETIT JURORS	WITNESS FEES	MEDICAL AND PSYCHIATRIC SERVICES	PAUPER ATTORNEY CASE/CASE	OTHER INDIGENT EXPENSES	JUDGE PRO TEM	OTHER	<u>TOTAL NON-SALARY PERSONNEL</u>
81,937	2,490,550	172,411	216,609	5,448,133	1,034,344	98,542	1,555,989	11,458,318
	1,807			39,051		15,841	9,900	66,599
						4,124	116	4,240
81,937	2,492,357	172,411	216,609	5,487,184	1,034,344	118,507	1,566,005	11,529,157

COURT EXPENDITURES
SUMMATION OF EXPENSES

202

	<u>TOTAL</u> <u>PERSONNEL</u> <u>SERVICES</u>	<u>TOTAL</u> <u>SUPPLIES</u>	RENTALS	LODGING & MEALS FOR JURORS
ADAMS				
CIRCUIT	130,777	3,400	230	686
SUPERIOR	103,274	3,474		
PROBATION	120,351	5,911		236
TOTAL-COURTS OF RECORD:	354,402	12,785	230	922
GRAND TOTAL COUNTY:	354,402	12,785	230	922
ALLEN				
CIRCUIT	1,215,098	7,605		2,894
SUPERIOR	2,807,402	37,918	21,800	4,329
TOTAL-COURTS OF RECORD:	4,022,500	45,523	21,800	7,223
GRAND TOTAL COUNTY:	4,022,500	45,523	21,800	7,223
BARTHOLOMEW				
CIRCUIT	383,637	4,845	3,000	294
SUPERIOR 1	112,433		1,181	
SUPERIOR 2	260,076	15,416		
TOTAL-COURTS OF RECORD:	756,146	20,261	4,181	294
GRAND TOTAL COUNTY:	756,146	20,261	4,181	294
BENTON				
CIRCUIT	128,956	1,755		518
TOTAL-COURTS OF RECORD:	128,956	1,755		518
GRAND TOTAL COUNTY:	128,956	1,755		518
BLACKFORD				
CIRCUIT	154,249	3,319	13,644	1,108
COUNTY	91,790	2,831	10,000	7
TOTAL-COURTS OF RECORD:	246,039	6,150	23,644	1,115
MONTPELIER CITY	4,320	1,000		
TOTAL-CITY AND TOWN:	4,320	1,000		
GRAND TOTAL COUNTY:	250,359	7,150	23,644	1,115
BOONE				
CIRCUIT	115,071	3,714	2,793	925
SUPERIOR 1	207,623		1,568	3,429
SUPERIOR 2	153,031	3,315		734
PROBATION (CIR & SUP 1)	62,656	1,177		
TOTAL-COURTS OF RECORD:	538,381	8,206	4,361	5,088
LEBANON CITY	10,269			
THORNTOWN TOWN	14,429			
ZIONSVILLE TOWN	8,600	707		
JAMESTOWN TOWN	1,795			
WHITESTOWN TOWN	1,200			
TOTAL-CITY AND TOWN:	36,293	707		
GRAND TOTAL COUNTY:	574,674	8,913	4,361	5,088

COURT EXPENDITURES
SUMMATION OF EXPENSES

203

OTHER SERVICES & CHARGES	<u>TOTAL SERVICES</u>	LAW BOOKS	OTHER CAPITAL OUTLAYS	<u>TOTAL CAPITAL OUTLAYS</u>	<u>TOTAL EXPENDITURES</u>
3,867	4,783	16,399	3,368	19,767	158,727
4,567	4,567	2,682	3,098	5,780	117,095
5,932	6,168		6,208	6,208	138,638
14,366	15,518	19,081	12,674	31,755	414,460
14,366	15,518	19,081	12,674	31,755	414,460
16,819	19,713		18,342	18,342	1,260,758
326,710	352,839	14,014	301,533	315,547	3,513,706
343,529	372,552	14,014	319,875	333,889	4,774,464
343,529	372,552	14,014	319,875	333,889	4,774,464
10,623	13,917	34,607	1,929	36,536	438,935
3,591	4,772	4,275		4,275	121,480
12,840	12,840		7,201	7,201	295,533
27,054	31,529	38,882	9,130	48,012	855,948
27,054	31,529	38,882	9,130	48,012	855,948
17,402	17,920	13,164	2,109	15,273	163,904
17,402	17,920	13,164	2,109	15,273	163,904
17,402	17,920	13,164	2,109	15,273	163,904
1,872	16,624	14,981	554	15,535	189,727
13,338	23,345	665	2,513	3,178	121,144
15,210	39,969	15,646	3,067	18,713	310,871
					5,320
					5,320
15,210	39,969	15,646	3,067	18,713	316,191
651	4,369	13,997	3,558	17,555	140,709
9,043	14,040	1,647	837	2,484	224,147
7,849	8,583	1,416	17,834	19,250	184,179
3,658	3,658		2,097	2,097	69,588
21,201	30,650	17,060	24,326	41,386	618,623
800	800				11,069
					14,429
					9,307
450	450				2,245
					1,200
1,250	1,250				38,250
22,451	31,900	17,060	24,326	41,386	656,873

COURT EXPENDITURES
SUMMATION OF EXPENSES

204

	<u>TOTAL PERSONNEL SERVICES</u>	<u>TOTAL SUPPLIES</u>	RENTALS	LODGING & MEALS FOR JURORS
BROWN				
CIRCUIT	185,872	4,655	2,783	
TOTAL-COURTS OF RECORD:	185,872	4,655	2,783	
GRAND TOTAL COUNTY:	185,872	4,655	2,783	
CARROLL				
CIRCUIT	54,661	1,966	1,967	
SUPERIOR	46,974	1,305		
PROBATION	79,479	1,174	400	874
TOTAL-COURTS OF RECORD:	181,114	4,445	2,367	874
DELPHI CITY	2,830	1,627		
BURLINGTON TOWN	3,156	1,058		
TOTAL-CITY AND TOWN:	5,986	2,685		
GRAND TOTAL COUNTY:	187,100	7,130	2,367	874
CASS				
ALL COURTS	316,336	11,860	320	
PUBLIC DEFENDER	106,425	697	33,999	
TOTAL-COURTS OF RECORD:	422,761	12,557	34,319	
GRAND TOTAL COUNTY:	422,761	12,557	34,319	
CLARK				
CIRCUIT	120,169	2,426	1,150	3,647
SUPERIOR 1	99,534	5,201		781
SUPERIOR 2	51,084	950	604	298
COUNTY	96,629			500
CIRCUIT PROBATION	30,697	245	450	
SUPERIOR 1 PROBATION	139,918	5,728	2,300	
COUNTY PROBATION	130,886	3,200	19,000	
PUBLIC DEFENDER	155,894	972		
TOTAL-COURTS OF RECORD:	824,811	18,722	23,504	5,226
CHARLESTOWN CITY	6,800			
JEFFERSONVILLE CITY	106,088	1,120		
CLARKSVILLE TOWN	55,807	3,835	225	
TOTAL-CITY AND TOWN:	168,695	4,955	225	
GRAND TOTAL COUNTY:	993,506	23,677	23,729	5,226
CLAY				
CIRCUIT	94,379	3,478	544	272
SUPERIOR	83,750	3,500		300
TOTAL-COURTS OF RECORD:	178,129	6,978	544	572
GRAND TOTAL COUNTY:	178,129	6,978	544	572
CLINTON				
CIRCUIT	142,896	3,344	1,418	780

COURT EXPENDITURES
SUMMATION OF EXPENSES

205

OTHER SERVICES & CHARGES	<u>TOTAL</u> <u>SERVICES</u>	LAW BOOKS	OTHER CAPITAL OUTLAYS	<u>TOTAL</u> <u>CAPITAL</u> <u>OUTLAYS</u>	<u>TOTAL</u> <u>EXPENDITURES</u>
2,996	5,779	6,321	771	7,092	203,398
2,996	5,779	6,321	771	7,092	203,398
2,996	5,779	6,321	771	7,092	203,398
3,061	5,028		2,007	2,007	63,662
5,140	5,140		3,315	3,315	56,734
1,505	2,779	15,253	4,431	19,684	103,116
9,706	12,947	15,253	9,753	25,006	223,512
					4,457
					4,214
					8,671
9,706	12,947	15,253	9,753	25,006	232,183
22,220	22,540	21,127	23,569	44,696	395,432
1,681	35,680				142,802
23,901	58,220	21,127	23,569	44,696	538,234
23,901	58,220	21,127	23,569	44,696	538,234
1,918	6,715	6,919	1,585	8,504	137,814
3,940	4,721		9,656	9,656	119,112
4,963	5,865	1,800		1,800	59,699
2,200	2,700	4,000	10,000	14,000	113,329
281	731		4,294	4,294	35,967
7,970	10,270		2,456	2,456	158,372
23,865	42,865		8,000	8,000	184,951
2,047	2,047	2,000	1,356	3,356	162,269
47,184	75,914	14,719	37,347	52,066	971,513
1,000	1,000				7,800
1,141	1,141	294	561	855	109,204
3,390	3,615				63,257
5,531	5,756	294	561	855	180,261
52,715	81,670	15,013	37,908	52,921	1,151,774
2,092	2,908	6,467		6,467	107,232
600	900	540		540	88,690
2,692	3,808	7,007		7,007	195,922
2,692	3,808	7,007		7,007	195,922
2,504	4,702	13,757	1,353	15,110	166,052

COURT EXPENDITURES
SUMMATION OF EXPENSES

206

	<u>TOTAL</u> <u>PERSONNEL</u> <u>SERVICES</u>	<u>TOTAL</u> <u>SUPPLIES</u>	RENTALS	LODGING & MEALS FOR JURORS
SUPERIOR	98,688	1,262		120
TOTAL-COURTS OF RECORD:	241,584	4,606	1,418	900
FRANKFORT CITY	12,702	525		
TOTAL-CITY AND TOWN:	12,702	525		
GRAND TOTAL COUNTY:	254,286	5,131	1,418	900
 CRAWFORD				
CIRCUIT	177,221	2,109	712	1,619
TOTAL-COURTS OF RECORD:	177,221	2,109	712	1,619
GRAND TOTAL COUNTY:	177,221	2,109	712	1,619
 DAVIESS				
CIRCUIT	118,403	2,182		292
SUPERIOR	105,289	1,488	613	233
TOTAL-COURTS OF RECORD:	223,692	3,670	613	525
GRAND TOTAL COUNTY:	223,692	3,670	613	525
 DEARBORN				
CIRCUIT	177,932	4,861		3,190
COUNTY	74,415	3,487	479	191
TOTAL-COURTS OF RECORD:	252,347	8,348	479	3,381
AURORA CITY	12,976	5,732		
LAWRENCEBURG CITY	25,500			
TOTAL-CITY AND TOWN:	38,476	5,732		
GRAND TOTAL COUNTY:	290,823	14,080	479	3,381
 DECATUR				
CIRCUIT	138,541	12,986	2,699	
COUNTY	83,115	2,539	889	
TOTAL-COURTS OF RECORD:	221,656	15,525	3,588	
GRAND TOTAL COUNTY:	221,656	15,525	3,588	
 DEKALB				
CIRCUIT	284,379	5,006		133
SUPERIOR	96,762	891		46
TOTAL-COURTS OF RECORD:	381,141	5,897		179
BUTLER CITY	2,000	207		
TOTAL-CITY AND TOWN:	2,000	207		
GRAND TOTAL COUNTY:	383,141	6,104		179
 DELAWARE				
ALL COURTS	1,838,562	31,183		10,173
TOTAL-COURTS OF RECORD:	1,838,562	31,183		10,173
MUNCIE CITY	50,727	389		
YORKTOWN TOWN	26,660		2,500	
TOTAL-CITY AND TOWN:	77,387	389	2,500	
GRAND TOTAL COUNTY:	1,915,949	31,572	2,500	10,173

COURT EXPENDITURES
SUMMATION OF EXPENSES

207

OTHER SERVICES & CHARGES	<u>TOTAL SERVICES</u>	LAW BOOKS	OTHER CAPITAL OUTLAYS	<u>TOTAL CAPITAL OUTLAYS</u>	<u>TOTAL EXPENDITURES</u>
3,382	3,502	2,331	6,110	8,441	111,893
5,886	8,204	16,088	7,463	23,551	277,945
83	83				13,310
83	83				13,310
5,969	8,287	16,088	7,463	23,551	291,255
4,368	6,699	2,897		2,897	188,926
4,368	6,699	2,897		2,897	188,926
4,368	6,699	2,897		2,897	188,926
4,831	5,123	9,665	10,578	20,243	145,951
2,009	2,855	880	575	1,455	111,087
6,840	7,978	10,545	11,153	21,698	257,038
6,840	7,978	10,545	11,153	21,698	257,038
570	3,760	25,827	2,291	28,118	214,671
291	961				78,863
861	4,721	25,827	2,291	28,118	293,534
350	350		133	133	19,191
					25,500
350	350		133	133	44,691
1,211	5,071	25,827	2,424	28,251	338,225
9,495	12,194	5,129		5,129	168,850
2,383	3,272	356	5,483	5,839	94,765
11,878	15,466	5,485	5,483	10,968	263,615
11,878	15,466	5,485	5,483	10,968	263,615
	133	24,599		24,599	314,117
3,612	3,658	758	219	977	102,288
3,612	3,791	25,357	219	25,576	416,405
			2,004	2,004	4,211
			2,004	2,004	4,211
3,612	3,791	25,357	2,223	27,580	420,616
109,708	119,881	27,785	37,103	64,888	2,054,514
109,708	119,881	27,785	37,103	64,888	2,054,514
					51,116
1,750	4,250				30,910
1,750	4,250				82,026
111,458	124,131	27,785	37,103	64,888	2,136,540

COURT EXPENDITURES
SUMMATION OF EXPENSES

208

	<u>TOTAL</u> <u>PERSONNEL</u> <u>SERVICES</u>	<u>TOTAL</u> <u>SUPPLIES</u>	RENTALS	LODGING & MEALS FOR JURORS
DUBOIS				
CIRCUIT	110,039	2,574		715
SUPERIOR	98,555	4,926		520
TOTAL-COURTS OF RECORD:	208,594	7,500		1,235
GRAND TOTAL COUNTY:	208,594	7,500		1,235
ELKHART				
CIRCUIT	246,740	2,753	3,755	1,932
SUPERIOR 1	133,535	2,978		346
SUPERIOR 2	131,280	4,250		80
SUPERIOR 3	139,906	3,481	1,033	1,143
COUNTY - ELKART	139,066	4,543		216
COUNTY - COSHEN	140,305	4,797	1,607	317
PROBATION	1,120,317	30,408	33,199	
TOTAL-COURTS OF RECORD:	2,051,149	53,210	39,594	4,034
ELKHART CITY	219,009	7,980	20,555	
COSHEN CITY	107,130	6,000		
NAPPANEE CITY	15,847		350	
TOTAL-CITY AND TOWN:	341,986	13,980	20,905	
GRAND TOTAL COUNTY:	2,393,135	67,190	60,499	4,034
FAYETTE				
CIRCUIT	175,832		36	79
SUPERIOR	77,443	1,791	270	
TOTAL-COURTS OF RECORD:	253,275	1,791	306	79
GRAND TOTAL COUNTY:	253,275	1,791	306	79
FLOYD				
CIRCUIT	119,920	4,984	3,310	
SUPERIOR	173,606	5,000	2,256	
COUNTY	96,265	1,700	1,000	
CIRCUIT PROBATION	136,949			
ALCOHOL & DRUG SVS	107,376			
TOTAL-COURTS OF RECORD:	634,116	11,684	6,566	
GRAND TOTAL COUNTY:	634,116	11,684	6,566	
FOUNTAIN				
CIRCUIT	92,564	2,001		506
TOTAL-COURTS OF RECORD:	92,564	2,001		506
ATTICA CITY	25,427	4,455		
TOTAL-CITY AND TOWN:	25,427	4,455		
GRAND TOTAL COUNTY:	117,991	6,456		506
FRANKLIN				
CIRCUIT	87,703	2,814	1,541	780
TOTAL-COURTS OF RECORD:	87,703	2,814	1,541	780
GRAND TOTAL COUNTY:	87,703	2,814	1,541	780

COURT EXPENDITURES
SUMMATION OF EXPENSES

209

OTHER SERVICES & CHARGES	<u>TOTAL SERVICES</u>	LAW BOOKS	OTHER CAPITAL OUTLAYS	<u>TOTAL CAPITAL OUTLAYS</u>	<u>TOTAL EXPENDITURES</u>
8,146	8,861	9,282	379	9,661	131,135
5,760	6,280	800	1,456	2,256	112,017
13,906	15,141	10,082	1,835	11,917	243,152
13,906	15,141	10,082	1,835	11,917	243,152
5,740	11,427	16,000	4,346	20,346	281,266
6,279	6,625	30,465	5,443	35,908	179,046
7,341	7,421	2,715	278	2,993	145,944
4,967	7,143	3,319	1,148	4,467	154,997
15,512	15,728		21,206	21,206	180,543
9,497	11,421		29,323	29,323	185,846
72,259	105,458		7,510	7,510	1,263,693
121,595	165,223	52,499	69,254	121,753	2,391,335
38,371	58,926		31,989	31,989	317,904
29,300	29,300		10,000	10,000	152,430
3,031	3,381	196		196	19,424
70,702	91,607	196	41,989	42,185	489,758
192,297	256,830	52,695	111,243	163,938	2,881,093
2,788	2,903	12,678	685	13,363	192,098
1,130	1,400		5,795	5,795	86,429
3,918	4,303	12,678	6,480	19,158	278,527
3,918	4,303	12,678	6,480	19,158	278,527
8,789	12,099				137,003
9,157	11,413	3,750		3,750	193,769
600	1,600	1,250		1,250	100,815
					136,949
					107,376
18,546	25,112	5,000		5,000	675,912
18,546	25,112	5,000		5,000	675,912
1,763	2,269	14,326	814	15,140	111,974
1,763	2,269	14,326	814	15,140	111,974
1,015	1,015		11,632	11,632	42,529
1,015	1,015		11,632	11,632	42,529
2,778	3,284	14,326	12,446	26,772	154,503
8,989	11,310	6,087	909	6,996	108,823
8,989	11,310	6,087	909	6,996	108,823
8,989	11,310	6,087	909	6,996	108,823

COURT EXPENDITURES
SUMMATION OF EXPENSES

210

	<u>TOTAL PERSONNEL SERVICES</u>	<u>TOTAL SUPPLIES</u>	RENTALS	LODGING & MEALS FOR JURORS
FULTON				
CIRCUIT	194,437	3,845		3,587
COUNTY	55,723	838		87
TOTAL-COURTS OF RECORD:	250,160	4,683		3,674
GRAND TOTAL COUNTY:	250,160	4,683		3,674
GIBSON				
CIRCUIT	152,654	7,802	3,388	757
SUPERIOR	125,152	1,940		476
TOTAL-COURTS OF RECORD:	277,806	9,742	3,388	1,233
GRAND TOTAL COUNTY:	277,806	9,742	3,388	1,233
GRANT				
CIRCUIT	191,680	1,691		1,011
SUPERIOR 1	112,862	436		411
SUPERIOR 2	194,950	1,337		414
COUNTY	111,966		1,000	500
*PROBATION	702,490	50,797		
TOTAL-COURTS OF RECORD:	1,313,948	54,261	1,000	2,336
GAS CITY	32,500			
MARION CITY	52,355	3,653	270	
TOTAL-CITY AND TOWN:	84,855	3,653	270	
GRAND TOTAL COUNTY:	1,398,803	57,914	1,270	2,336
GREENE				
CIRCUIT	191,606	4,984	1,472	292
SUPERIOR	128,905	3,955	851	313
TOTAL-COURTS OF RECORD:	320,511	8,939	2,323	605
GRAND TOTAL COUNTY:	320,511	8,939	2,323	605
HAMILTON				
CIRCUIT	187,164	4,002	7,079	2,479
SUPERIOR 1	145,236	3,004	11,405	507
SUPERIOR 2	168,590	5,171	17,288	1,968
SUPERIOR 3	140,315	4,749		2,046
COUNTY	255,549	3,719	15,839	1,516
PROBATION	533,348	10,766	35,733	
TOTAL-COURTS OF RECORD:	1,430,202	31,411	87,344	8,516
CARMEL CITY	103,069	5,599		
NOBLESVILLE CITY	53,822	3,542	116	
TOTAL-CITY AND TOWN:	156,891	9,141	116	
GRAND TOTAL COUNTY:	1,587,093	40,552	87,460	8,516
HANCOCK				
CIRCUIT	123,494	1,865	2,101	507

COURT EXPENDITURES
SUMMATION OF EXPENSES

211

OTHER SERVICES & CHARGES	<u>TOTAL SERVICES</u>	LAW BOOKS	OTHER CAPITAL OUTLAYS	<u>TOTAL CAPITAL OUTLAYS</u>	<u>TOTAL EXPENDITURES</u>
10,580	14,167	9,971	22,564	32,535	244,984
3,332	3,419		150	150	60,130
13,912	17,586	9,971	22,714	32,685	305,114
13,912	17,586	9,971	22,714	32,685	305,114
12,474	16,619	16,917	7,252	24,169	201,244
5,992	6,468	1,217	3,309	4,526	138,086
18,466	23,087	18,134	10,561	28,695	339,330
18,466	23,087	18,134	10,561	28,695	339,330
1,038	2,049	18,493		18,493	213,913
754	1,165	3,196		3,196	117,659
59,228	59,642	2,974	6,030	9,004	264,933
3,930	5,430	4,273		4,273	121,669
39,061	39,061		14,623	14,623	806,971
104,011	107,347	28,936	20,653	49,589	1,525,145
5,575	5,575				38,075
1,551	1,821		11,750	11,750	69,579
7,126	7,396		11,750	11,750	107,654
111,137	114,743	28,936	32,403	61,339	1,632,799
12,759	14,523	9,125		9,125	220,238
9,044	10,208	3,047	1,599	4,646	147,714
21,803	24,731	12,172	1,599	13,771	367,952
21,803	24,731	12,172	1,599	13,771	367,952
7,687	17,245	1,775		1,775	210,186
1,457	13,369	21,218		21,218	182,827
3,577	22,833	3,419	138	3,557	200,151
4,432	6,478	224	17,904	18,128	169,670
2,908	20,263	2,063	50,858	52,921	332,452
17,238	52,971				597,085
37,299	133,159	28,699	68,900	97,599	1,692,371
3,637	3,637	468	10,753	11,221	123,526
4,779	4,895	607		607	62,866
8,416	8,532	1,075	10,753	11,828	186,392
45,715	141,691	29,774	79,653	109,427	1,878,763
1,876	4,484	7,000		7,000	136,843

COURT EXPENDITURES
SUMMATION OF EXPENSES

212

	<u>TOTAL PERSONNEL SERVICES</u>	<u>TOTAL SUPPLIES</u>	RENTALS	LODGING & MEALS FOR JURORS
SUPERIOR	160,302	2,780		1,038
COUNTY	125,574	9,000	4,000	2,500
TOTAL-COURTS OF RECORD:	409,370	13,645	6,101	4,045
GRAND TOTAL COUNTY:	409,370	13,645	6,101	4,045
 HARRISON				
CIRCUIT	121,116	1,500	1,350	900
COUNTY	94,617		2,500	155
TOTAL-COURTS OF RECORD:	215,733	1,500	3,850	1,055
GRAND TOTAL COUNTY:	215,733	1,500	3,850	1,055
 HENDRICKS				
CIRCUIT	171,716	5,459	1,152	7,125
SUPERIOR 1	131,726	1,535	1,225	702
SUPERIOR 2	142,897		1,986	
CIRCUIT PROBATION	72,107	3,065		
SUPERIOR PROBATION	188,853	6,796	2,475	
TOTAL-COURTS OF RECORD:	707,299	16,855	6,838	7,827
PLAINFIELD TOWN	40,235	582	272	
TOTAL-CITY AND TOWN:	40,235	582	272	
GRAND TOTAL COUNTY:	747,534	17,437	7,110	7,827
 HENRY				
CIRCUIT	156,768	4,584	2,764	150
SUPERIOR 1	114,004	2,043		80
SUPERIOR 2	59,140	1,540	439	
PROBATION	128,926	4,742		
TOTAL-COURTS OF RECORD:	458,838	12,909	3,203	230
KNIGHTSTOWN TOWN	26,334	5,162		
TOTAL-CITY AND TOWN:	26,334	5,162		
GRAND TOTAL COUNTY:	485,172	18,071	3,203	230
 HOWARD				
CIRCUIT	514,623	5,397	1,842	1,985
SUPERIOR 1	116,177	4,449	1,433	1,146
SUPERIOR 2	52,555	849		84
COUNTY	300,876	8,000	2,000	200
PUBLIC DEFENDER	136,900	840		
YOUTH CENTER	161,513	8,882		27,032
DETENTION ALTERNATIVES	48,255	1,461	2,693	1,909
CASA	39,114	408	3,298	
TOTAL-COURTS OF RECORD:	1,370,013	30,286	11,266	32,356
GRAND TOTAL COUNTY:	1,370,013	30,286	11,266	32,356
 HUNTINGTON				
CIRCUIT	94,554	3,049	2,332	427

COURT EXPENDITURES
SUMMATION OF EXPENSES

213

OTHER SERVICES & CHARGES	<u>TOTAL SERVICES</u>	LAW BOOKS	OTHER CAPITAL OUTLAYS	<u>TOTAL CAPITAL OUTLAYS</u>	<u>TOTAL EXPENDITURES</u>
6,878	7,916	10,953	9,596	20,549	191,547
375	6,875	3,000	4,000	7,000	148,449
9,129	19,275	20,953	13,596	34,549	476,839
9,129	19,275	20,953	13,596	34,549	476,839
9,600	11,850	3,500		3,500	137,966
68,238	70,893	1,272	3,500	4,772	170,282
77,838	82,743	4,772	3,500	8,272	308,248
77,838	82,743	4,772	3,500	8,272	308,248
2,642	10,919	10,531		10,531	198,625
1,867	3,794	2,524		2,524	139,579
6,147	8,133	1,733		1,733	152,763
60,134	60,134		1,407	1,407	136,713
25,122	27,597				223,246
95,912	110,577	14,788	1,407	16,195	850,926
7,097	7,369	163		163	48,349
7,097	7,369	163		163	48,349
103,009	117,946	14,951	1,407	16,358	899,275
17,422	20,336	13,239	2,733	15,972	197,660
14,579	14,659	1,706	8,711	10,417	141,123
	439	1,384		1,384	62,503
5,435	5,435		486	486	139,589
37,436	40,869	16,329	11,930	28,259	540,875
					31,496
					31,496
37,436	40,869	16,329	11,930	28,259	572,371
36,336	40,163	1,797	3,466	5,263	565,446
4,949	7,528	24,454		24,454	152,608
2,511	2,595	1,353		1,353	57,352
5,400	7,600	1,500		1,500	317,976
1,850	1,850				139,590
16,052	43,084	143	8,540	8,683	222,162
29,237	33,839		1,000	1,000	84,555
3,785	7,083		346	346	46,951
100,120	143,742	29,247	13,352	42,599	1,586,640
100,120	143,742	29,247	13,352	42,599	1,586,640
2,498	5,257	5,237	1,022	6,259	109,119

COURT EXPENDITURES
SUMMATION OF EXPENSES

214

	<u>TOTAL PERSONNEL SERVICES</u>	<u>TOTAL SUPPLIES</u>	RENTALS	LODGING & MEALS FOR JURORS
SUPERIOR	89,392	1,415	1,018	521
PROBATION	88,655			
TOTAL-COURTS OF RECORD:	272,601	4,464	3,350	948
ROANOKE TOWN	20,388	3,145	4,699	
TOTAL-CITY AND TOWN:	20,388	3,145	4,699	
GRAND TOTAL COUNTY:	292,989	7,609	8,049	948
 JACKSON				
CIRCUIT	109,342	4,167		1,240
SUPERIOR	99,227	2,409	1,776	183
PROBATION	116,531	500	100	
TOTAL-COURTS OF RECORD:	325,100	7,076	1,876	1,423
GRAND TOTAL COUNTY:	325,100	7,076	1,876	1,423
 JASPER				
CIRCUIT	232,179	3,913	2,406	1,824
SUPERIOR 1 & 2	211,954	6,592		4,074
TOTAL-COURTS OF RECORD:	444,133	10,505	2,406	5,898
DEMOTTE TOWN	4,700	840		
WHEATFIELD TOWN	250			
TOTAL-CITY AND TOWN:	4,950	840		
GRAND TOTAL COUNTY:	449,083	11,345	2,406	5,898
 JAY				
CIRCUIT	93,162	1,466		
SUPERIOR	82,250	1,598		
PROBATION	57,693	1,107		
TOTAL-COURTS OF RECORD:	233,105	4,171		
DUNKIRK CITY	2,618	256		
PORTLAND CITY	15,112	2,291		
TOTAL-CITY AND TOWN:	17,730	2,547		
GRAND TOTAL COUNTY:	250,835	6,718		
 JEFFERSON				
CIRCUIT	226,079	4,420		1,697
COUNTY	86,569	5,004		101
TOTAL-COURTS OF RECORD:	312,648	9,424		1,798
GRAND TOTAL COUNTY:	312,648	9,424		1,798
 JENNINGS				
CIRCUIT	175,557	2,528		862
TOTAL-COURTS OF RECORD:	175,557	2,528		862
NORTH VERNON CITY	23,894			
TOTAL-CITY AND TOWN:	23,894			
GRAND TOTAL COUNTY:	199,451	2,528		862

COURT EXPENDITURES
SUMMATION OF EXPENSES

215

OTHER SERVICES & CHARGES	<u>TOTAL SERVICES</u>	LAW BOOKS	OTHER CAPITAL OUTLAYS	<u>TOTAL CAPITAL OUTLAYS</u>	<u>TOTAL EXPENDITURES</u>
5,008	6,547	1,710	6,301	8,011	105,365
					88,655
7,506	11,804	6,947	7,323	14,270	303,139
1,556	6,255		7,283	7,283	37,071
1,556	6,255		7,283	7,283	37,071
9,062	18,059	6,947	14,606	21,553	340,210
10,223	11,463	13,997	1,844	15,841	140,813
4,611	6,570	2,659		2,659	110,865
3,400	3,500		1,700	1,700	122,231
18,234	21,533	16,656	3,544	20,200	373,909
18,234	21,533	16,656	3,544	20,200	373,909
1,372	5,602	22,310	268	22,578	264,272
12,792	16,866	9,356	12,628	21,984	257,396
14,164	22,468	31,666	12,896	44,562	521,668
125	125				5,665
					250
125	125				5,915
14,289	22,593	31,666	12,896	44,562	527,583
3,669	3,669	5,626	1,195	6,821	105,118
3,178	3,178	5,350	585	5,935	92,961
3,577	3,577		80	80	62,457
10,424	10,424	10,976	1,860	12,836	260,536
51	51				2,925
232	232				17,635
283	283				20,560
10,707	10,707	10,976	1,860	12,836	281,096
72,758	74,455	10,721	9,292	20,013	324,967
1,862	1,963	1,447		1,447	94,983
74,620	76,418	12,168	9,292	21,460	419,950
74,620	76,418	12,168	9,292	21,460	419,950
6,513	7,375	3,029	1,609	4,638	190,098
6,513	7,375	3,029	1,609	4,638	190,098
1,440	1,440		3,596	3,596	28,930
1,440	1,440		3,596	3,596	28,930
7,953	8,815	3,029	5,205	8,234	219,028

COURT EXPENDITURES
SUMMATION OF EXPENSES

216

	<u>TOTAL</u> <u>PERSONNEL</u> <u>SERVICES</u>	<u>TOTAL</u> <u>SUPPLIES</u>	RENTALS	LODGING & MEALS FOR JURORS
JOHNSON				
CIRCUIT	548,215	5,064	52,814	1,739
SUPERIOR 1	166,498		3,925	1,860
SUPERIOR 2 & MAGISTRATE	177,308	9,744		256
JUVENILE DETENTION	36,748	2,066		
TOTAL-COURTS OF RECORD:	928,769	16,874	56,739	3,855
FRANKLIN CITY	48,211	3,750	1,200	
GREENWOOD CITY	42,480	4,100		
NEW WHITELAND TOWN	43,777	5,900	735	
TOTAL-CITY AND TOWN:	134,468	13,750	1,935	
GRAND TOTAL COUNTY:	1,063,237	30,624	58,674	3,855
KNOX				
CIRCUIT	163,724	2,234	3,277	666
SUPERIOR 1	170,105	3,000	1,700	1,000
SUPERIOR 2	86,010	2,200	2,365	300
TOTAL-COURTS OF RECORD:	419,839	7,434	7,342	1,966
BICKNELL CITY	5,700			
TOTAL-CITY AND TOWN:	5,700			
GRAND TOTAL COUNTY:	425,539	7,434	7,342	1,966
KOSCIUSKO				
CIRCUIT & SUPERIOR	359,546	3,744		1,863
COUNTY	146,645	2,194		
TOTAL-COURTS OF RECORD:	506,191	5,938		1,863
GRAND TOTAL COUNTY:	506,191	5,938		1,863
LAGRANGE				
CIRCUIT	138,229	11,630		368
SUPERIOR	87,762	2,844		30
TOTAL-COURTS OF RECORD:	225,991	14,474		398
GRAND TOTAL COUNTY:	225,991	14,474		398
LAKE				
CIRCUIT	196,810	4,000	3,000	
SUPERIOR CIVIL	1,148,446	10,970		62
SUPERIOR TITLE IV-D	104,430	1,172		
SUPERIOR JUVENILE	1,395,533		16,433	
SUPERIOR CRIMINAL	1,940,325	26,268	19,252	57,120
SUPERIOR 7, CO DIV.	548,207	5,500	4,500	309
SUPERIOR 8, CO DIV.	494,103	3,000		627
SUPERIOR 9, CO DIV.	482,774	5,200		800
TOTAL-COURTS OF RECORD:	6,310,628	56,110	43,185	58,918
CROWN POINT CITY	36,000	1,872	10,110	
EAST CHICAGO CITY	359,584	11,200	2,000	
GARY CITY	667,446			

COURT EXPENDITURES
SUMMATION OF EXPENSES

217

OTHER SERVICES & CHARGES	<u>TOTAL SERVICES</u>	LAW BOOKS	OTHER CAPITAL OUTLAYS	<u>TOTAL CAPITAL OUTLAYS</u>	<u>TOTAL EXPENDITURES</u>
30,718	85,271	13,037	6,254	19,291	657,841
5,773	11,558	1,984	8,535	10,519	188,575
3,573	3,829	1,340	21,921	23,261	214,142
10,941	10,941		11,472	11,472	61,227
51,005	111,599	16,361	48,182	64,543	1,121,785
6,150	7,350	300	250	550	59,861
1,535	1,535	600	3,771	4,371	52,486
6,161	6,896	3,000		3,000	59,573
13,846	15,781	3,900	4,021	7,921	171,920
64,851	127,380	20,261	52,203	72,464	1,293,705
2,234	6,177	9,265		9,265	181,400
2,400	5,100	6,000		6,000	184,205
5,399	8,064	1,695	12,723	14,418	110,692
10,033	19,341	16,960	12,723	29,683	476,297
					5,700
					5,700
10,033	19,341	16,960	12,723	29,683	481,997
13,419	15,282	21,143	961	22,104	400,676
6,748	6,748	326	437	763	156,350
20,167	22,030	21,469	1,398	22,867	557,026
20,167	22,030	21,469	1,398	22,867	557,026
24,888	25,256	26,452	31,818	58,270	233,385
4,640	4,670	1,589		1,589	96,865
29,528	29,926	28,041	31,818	59,859	330,250
29,528	29,926	28,041	31,818	59,859	330,250
9,364	12,364				213,174
56,170	56,232	79,975		79,975	1,295,623
2,486	2,486				108,088
30,170	46,603				1,442,136
77,253	153,625	1,131	16,685	17,816	2,138,034
11,000	15,809				569,516
6,051	6,678				503,781
6,500	7,300				495,274
198,994	301,097	81,106	16,685	97,791	6,765,626
3,288	13,398		682	682	51,952
15,000	17,000		5,000	5,000	392,784
14,746	14,746		10,000	10,000	692,192

COURT EXPENDITURES
SUMMATION OF EXPENSES

218

	<u>TOTAL</u> <u>PERSONNEL</u> <u>SERVICES</u>	<u>TOTAL</u> <u>SUPPLIES</u>	RENTALS	LODGING & MEALS FOR JURORS
HAMMOND CITY	319,536			
HOBART CITY	49,295	800	700	
LAKE STATION CITY	20,616	1,803		
WHITING CITY	26,313	6,000		
TOTAL-CITY AND TOWN:	1,478,790	21,675	12,810	
GRAND TOTAL COUNTY:	7,789,418	77,785	55,995	58,918
LAPORTE				
CIRCUIT	218,775	6,067	7,743	715
SUPERIOR 1	146,541		1,000	2,280
SUPERIOR 2	235,332	3,870	6,834	213
SUPERIOR 3	220,816	3,455	1,678	29
SUPERIOR 4	138,199	4,409		278
CIRCUIT PROBATION	151,543	3,900	480	
TOTAL-COURTS OF RECORD:	1,111,206	21,701	17,735	3,515
GRAND TOTAL COUNTY:	1,111,206	21,701	17,735	3,515
LAWRENCE				
CIRCUIT	460,703	9,933	50	2,862
SUPERIOR	74,508	3,079		367
COUNTY	96,723	6,500		200
TOTAL-COURTS OF RECORD:	631,934	19,512	50	3,429
GRAND TOTAL COUNTY:	631,934	19,512	50	3,429
MADISON				
CIRCUIT	249,999	7,000		5,251
UNIFIED	990,229	20,269	3,359	3,410
UNIFIED PROBATION	300,198	5,981		3,468
JUVENILE PROBATION	609,159	171,360	10,218	7,908
TOTAL-COURTS OF RECORD:	2,149,585	204,610	13,577	20,037
ALEXANDRIA CITY-N/R				
ANDERSON CITY	132,295	998	1,339	
ELWOOD CITY	47,836	2,547		
ANDERSON CITY PROBATION	117,865	367		
EDGEWOOD TOWN	34,884	1,934		
TOTAL-CITY AND TOWN:	332,880	5,846	1,339	
GRAND TOTAL COUNTY:	2,482,465	210,456	14,916	20,037
MARION				
CIRCUIT	260,565	1,697	39,613	
SUPERIOR, CIV. 1	139,165	1,721	39,613	4
SUPERIOR, CIV. 2	139,166	6,255	48,104	
SUPERIOR, CIV. 3	140,647		40,638	
SUPERIOR, CIV. 4	138,571	5,166	39,604	1,090
SUPERIOR, CIV. 5	139,127	2,740	39,604	890
SUPERIOR, CIV. 6	135,281	3,135	40,649	1,045
SUPERIOR, CIV. 7	136,882	1,383	39,604	255

COURT EXPENDITURES
SUMMATION OF EXPENSES

219

OTHER SERVICES & CHARGES	<u>TOTAL SERVICES</u>	LAW BOOKS	OTHER CAPITAL OUTLAYS	<u>TOTAL CAPITAL OUTLAYS</u>	<u>TOTAL EXPENDITURES</u>
22,450	22,450		5,000	5,000	346,986
3,625	4,325				54,420
500	500				22,919
7,750	7,750				40,063
67,359	80,169		20,682	20,682	1,601,316
266,353	381,266	81,106	37,367	118,473	8,366,942
3,895	12,353	20,683	2,525	23,208	260,403
4,982	8,262	9,320	100	9,420	164,223
10,953	18,000	2,851	1,241	4,092	261,294
6,597	8,304	1,543	2,850	4,393	236,968
8,782	9,060	1,120	20,186	21,306	172,974
48,229	48,709	201	1,480	1,681	205,833
83,438	104,688	35,718	28,382	64,100	1,301,695
83,438	104,688	35,718	28,382	64,100	1,301,695
74,818	77,730	950	7,504	8,454	556,820
2,746	3,113	3,342	7,559	10,901	91,601
1,100	1,300	1,800		1,800	106,323
78,664	82,143	6,092	15,063	21,155	754,744
78,664	82,143	6,092	15,063	21,155	754,744
44,596	49,847	25,000	2,000	27,000	333,846
111,879	118,648	9,885	64,663	74,548	1,203,694
23,570	27,038		29,366	29,366	362,583
85,922	104,048		6,729	6,729	891,296
265,967	299,581	34,885	102,758	137,643	2,791,419
2,917	4,256	2,863	3,244	6,107	143,656
3,194	3,194		1,022	1,022	54,599
20,634	20,634	2,686	11,513	14,199	153,065
2,815	2,815	615		615	40,248
29,560	30,899	6,164	15,779	21,943	391,568
295,527	330,480	41,049	118,537	159,586	3,182,987
9,815	49,428		2,415	2,415	314,105
6,669	46,286		4,409	4,409	191,581
8,703	56,807		2,000	2,000	204,228
3,360	43,998		3,527	3,527	188,172
14,680	55,374		2,872	2,872	201,983
13,476	53,970		7,650	7,650	203,487
14,362	56,056		2,090	2,090	196,562
13,903	53,762		2,990	2,990	195,017

COURT EXPENDITURES
SUMMATION OF EXPENSES

220

	<u>TOTAL</u> <u>PERSONNEL</u> <u>SERVICES</u>	<u>TOTAL</u> <u>SUPPLIES</u>	RENTALS	LODGING & MEALS FOR JURORS
SUPERIOR, PROBATE	364,315	4,362	90,946	
SUPERIOR, JUVENILE	2,979,177	73,899	794,000	
SUPERIOR, CRIM. 1	316,034	3,913	41,433	
SUPERIOR, CRIM. 2	175,870		2,460	
SUPERIOR, CRIM. 3	316,687	7,202	44,635	
SUPERIOR, CRIM. 4	315,845	3,781		310
SUPERIOR, CRIM. 5	323,841	6,959	41,098	1,006
SUPERIOR, CRIM. 6	338,546	7,798	39,094	
MUNICIPAL	5,111,044	140,024	675,449	
CRIMINAL PROBATION	1,116,382	7,741		996
COURT SERVICES	1,222,639	1,845	5,254	101,263
TOTAL-COURTS OF RECORD:	13,809,784	279,621	2,061,798	106,859
CENTER TOWNSHIP	138,819	8,000	15,837	
DECATUR TOWNSHIP	78,589	2,976	2,532	
LAWRENCE TOWNSHIP	116,222			
PERRY TOWNSHIP	115,484	6,018	508	
PIKE TOWNSHIP	195,103	5,213	58,942	
WARREN TOWNSHIP	185,711	167,332		
WASHINGTON TOWNSHIP	120,029	13,070	29,360	
WAYNE TOWNSHIP	118,613	8,519	1,692	
TOTAL-SMALL CLAIMS:	1,068,570	211,128	108,871	
GRAND TOTAL COUNTY:	14,878,354	490,749	2,170,669	106,859
MARSHALL				
CIRCUIT	115,341			602
SUPERIOR 1	135,298	3,620		1,768
SUPERIOR 2	157,750	5,270	3,670	
PROBATION	123,975			
TOTAL-COURTS OF RECORD:	532,364	8,890	3,670	2,370
GRAND TOTAL COUNTY:	532,364	8,890	3,670	2,370
MARTIN				
CIRCUIT	76,751	1,078		649
TOTAL-COURTS OF RECORD:	76,751	1,078		649
GRAND TOTAL COUNTY:	76,751	1,078		649
MIAMI				
CIRCUIT	125,058	1,998	832	2,887
SUPERIOR	76,513	746		
PROBATION	114,462	926	244	
TOTAL-COURTS OF RECORD:	316,033	3,670	1,076	2,887
PERU CITY	12,617	1,133		
BUNKER HILL TOWN	14,682	3,345		
TOTAL-CITY AND TOWN:	27,299	4,478		
GRAND TOTAL COUNTY:	343,332	8,148	1,076	2,887
MONROE				
ALL COURTS	1,542,047	36,970	2,767	2,205

COURT EXPENDITURES
SUMMATION OF EXPENSES

221

OTHER SERVICES & CHARGES	<u>TOTAL SERVICES</u>	LAW BOOKS	OTHER CAPITAL OUTLAYS	<u>TOTAL CAPITAL OUTLAYS</u>	<u>TOTAL EXPENDITURES</u>
31,097	122,043		2,798	2,798	493,518
408,918	1,202,918		142,860	142,860	4,398,854
7,098	48,531	291	2,882	3,173	371,651
	2,460		7,000	7,000	185,330
15,342	59,977		3,996	3,996	387,862
65,905	66,215		3,372	3,372	389,213
21,809	63,913		5,516	5,516	400,229
11,894	50,988		4,872	4,872	402,204
625,919	1,301,368		39,604	39,604	6,592,040
38,721	39,717		11,300	11,300	1,175,140
17,262	123,779				1,348,263
1,328,933	3,497,590	291	252,153	252,444	17,839,439
30,600	46,437		18,500	18,500	211,756
9,637	12,169		189	189	93,923
11,525	11,525	130	2,969	3,099	130,846
15,936	16,444				137,946
36,693	95,635	1,513	439	1,952	297,903
1,766	1,766		1,977	1,977	356,786
19,051	48,411	904	3,129	4,033	185,543
17,202	18,894		4,800	4,800	150,826
142,410	251,281	2,547	32,003	34,550	1,565,529
1,471,343	3,748,871	2,838	284,156	286,994	19,404,968
8,799	9,401	8,635	888	9,523	134,265
7,979	9,747	7,499	9,555	17,054	165,719
19,140	22,810	3,463	8,609	12,072	197,902
					123,975
35,918	41,958	19,597	19,052	38,649	621,861
35,918	41,958	19,597	19,052	38,649	621,861
5,473	6,122	2,514	8,689	11,203	95,154
5,473	6,122	2,514	8,689	11,203	95,154
5,473	6,122	2,514	8,689	11,203	95,154
1,375	5,094	17,279		17,279	149,429
55	55	9,554		9,554	86,868
3,358	3,602				118,990
4,788	8,751	26,833		26,833	355,287
15	15				13,765
1,222	1,222				19,249
1,237	1,237				33,014
6,025	9,988	26,833		26,833	388,301
160,684	165,656	24,156	103,714	127,870	1,872,543

COURT EXPENDITURES
SUMMATION OF EXPENSES

222

	<u>TOTAL</u> <u>PERSONNEL</u> <u>SERVICES</u>	<u>TOTAL</u> <u>SUPPLIES</u>	RENTALS	LODGING & MEALS FOR JURORS
PUBLIC DEFENDER	203,007			
TOTAL-COURTS OF RECORD:	1,745,054	36,970	2,767	2,205
GRAND TOTAL COUNTY:	1,745,054	36,970	2,767	2,205
 MONTGOMERY				
CIRCUIT	114,960	2,433		106
SUPERIOR	44,150	6,445		135
COUNTY	40,956	2,159		
PROBATION	119,053	1,333		30
TOTAL-COURTS OF RECORD:	319,119	12,370		271
GRAND TOTAL COUNTY:	319,119	12,370		271
 MORGAN				
CIRCUIT	149,449	2,278	3,150	5,687
SUPERIOR	195,363	1,861		5,787
COUNTY	149,895	3,476	6,425	2,330
PROBATION	327,207	5,082	3,700	
TOTAL-COURTS OF RECORD:	821,914	12,697	13,275	13,804
MARTINSVILLE CITY	20,840	2,409		
MOORESVILLE TOWN	67,981	7,500		
TOTAL-CITY AND TOWN:	88,821	9,909		
GRAND TOTAL COUNTY:	910,735	22,606	13,275	13,804
 NEWTON				
CIRCUIT	89,074	23,100		
SUPERIOR	137,496	5,107	1,422	
TOTAL-COURTS OF RECORD:	226,570	28,207	1,422	
GRAND TOTAL COUNTY:	226,570	28,207	1,422	
 NOBLE				
CIRCUIT	153,424	4,343	1,859	420
SUPERIOR	147,610	3,000	100	1,500
COUNTY	156,891	4,009		532
TOTAL-COURTS OF RECORD:	457,925	11,352	1,959	2,452
CROMWELL TOWN	5,684			
TOTAL-CITY AND TOWN:	5,684			
GRAND TOTAL COUNTY:	463,609	11,352	1,959	2,452
 OHIO				
CIRCUIT	14,624	4		104
SUPERIOR	26,501	700		621
TOTAL-COURTS OF RECORD:	41,125	704		725
GRAND TOTAL COUNTY:	41,125	704		725
 ORANGE				
CIRCUIT	80,537			1,582

COURT EXPENDITURES
SUMMATION OF EXPENSES

223

OTHER SERVICES & CHARGES	<u>TOTAL</u> <u>SERVICES</u>	LAW BOOKS	OTHER CAPITAL OUTLAYS	<u>TOTAL</u> <u>CAPITAL</u> <u>OUTLAYS</u>	<u>TOTAL</u> <u>EXPENDITURES</u>
					203,007
160,684	165,656	24,156	103,714	127,870	2,075,550
160,684	165,656	24,156	103,714	127,870	2,075,550
24,540	24,646	20,100		20,100	162,139
923	1,058	11,672	64,871	76,543	128,196
742	742	1,181	51	1,232	45,089
6,712	6,742				127,128
32,917	33,188	32,953	64,922	97,875	462,552
32,917	33,188	32,953	64,922	97,875	462,552
5,960	14,797	9,692	10,475	20,167	186,691
3,531	9,318		2,470	2,470	209,012
6,319	15,074	2,367	10,099	12,466	180,911
15,301	19,001	3,338		3,338	354,628
31,111	58,190	15,397	23,044	38,441	931,242
679	679				23,928
2,850	2,850	500		500	78,831
3,529	3,529	500		500	102,759
34,640	61,719	15,897	23,044	38,941	1,034,001
5,700	5,700	15,000	3,000	18,000	135,874
10,732	12,154		9,348	9,348	164,105
16,432	17,854	15,000	12,348	27,348	299,979
16,432	17,854	15,000	12,348	27,348	299,979
23,604	25,883	14,742	1,960	16,702	200,352
7,150	8,750		1,500	1,500	160,860
4,504	5,036		6,063	6,063	171,999
35,258	39,669	14,742	9,523	24,265	533,211
1,282	1,282				6,966
1,282	1,282				6,966
36,540	40,951	14,742	9,523	24,265	540,177
800	904	3,947	581	4,528	20,060
4,036	4,657	3,753	1,589	5,342	37,200
4,836	5,561	7,700	2,170	9,870	57,260
4,836	5,561	7,700	2,170	9,870	57,260
846	2,428	11,903		11,903	94,868

COURT EXPENDITURES
SUMMATION OF EXPENSES

224

	<u>TOTAL PERSONNEL SERVICES</u>	<u>TOTAL SUPPLIES</u>	RENTALS	LODGING & MEALS FOR JURORS
COUNTY	38,431		2,619	
PROBATION	30,339	719		
TOTAL-COURTS OF RECORD:	149,307	719	2,619	1,582
GRAND TOTAL COUNTY:	149,307	719	2,619	1,582
 OWEN				
CIRCUIT	146,276	2,451	2,775	961
PROBATION	42,691	9,021		381
TOTAL-COURTS OF RECORD:	188,967	11,472	2,775	1,342
GRAND TOTAL COUNTY:	188,967	11,472	2,775	1,342
 PARKE				
CIRCUIT	94,145	3,497	2,151	238
PROBATION	41,404	707		
TOTAL-COURTS OF RECORD:	135,549	4,204	2,151	238
GRAND TOTAL COUNTY:	135,549	4,204	2,151	238
 PERRY				
CIRCUIT	131,096	2,021	2,619	462
TOTAL-COURTS OF RECORD:	131,096	2,021	2,619	462
TELL CITY CITY	5,642	1,219		
TOTAL-CITY AND TOWN:	5,642	1,219		
GRAND TOTAL COUNTY:	136,738	3,240	2,619	462
 PIKE				
CIRCUIT	136,752	2,900	4,125	1,500
TOTAL-COURTS OF RECORD:	136,752	2,900	4,125	1,500
GRAND TOTAL COUNTY:	136,752	2,900	4,125	1,500
 PORTER				
CIRCUIT	388,760	4,212	828	1,007
SUPERIOR 1	311,562	947		16,685
SUPERIOR 2	714,166	5,477	226	4,597
SUPERIOR 3	86,467	1,364		519
SUPERIOR 4	94,476	2,600	293	88
TOTAL-COURTS OF RECORD:	1,595,431	14,680	1,347	22,896
CHESTERTON TOWN	26,840	199		
TOTAL-CITY AND TOWN:	26,840	199		
GRAND TOTAL COUNTY:	1,622,271	14,879	1,347	22,896
 POSEY				
CIRCUIT	244,382	2,436		
COUNTY	98,473	1,437	3,531	982
TOTAL-COURTS OF RECORD:	342,855	3,873	3,531	982
GRAND TOTAL COUNTY:	342,855	3,873	3,531	982

COURT EXPENDITURES
SUMMATION OF EXPENSES

225

OTHER SERVICES & CHARGES	<u>TOTAL SERVICES</u>	LAW BOOKS	OTHER CAPITAL OUTLAYS	<u>TOTAL CAPITAL OUTLAYS</u>	<u>TOTAL EXPENDITURES</u>
1,124	3,743	1,419		1,419	43,593
501	501				31,559
2,471	6,672	13,322		13,322	170,020
2,471	6,672	13,322		13,322	170,020
3,134	6,870	13,324	520	13,844	169,441
16,451	16,832		15,582	15,582	84,126
19,585	23,702	13,324	16,102	29,426	253,567
19,585	23,702	13,324	16,102	29,426	253,567
5,131	7,520	15,770	1,446	17,216	122,378
1,975	1,975		2,913	2,913	46,999
7,106	9,495	15,770	4,359	20,129	169,377
7,106	9,495	15,770	4,359	20,129	169,377
7,759	10,840	9,126	10,165	19,291	163,248
7,759	10,840	9,126	10,165	19,291	163,248
50	50				6,911
50	50				6,911
7,809	10,890	9,126	10,165	19,291	170,159
13,250	18,875	7,500	16,630	24,130	182,657
13,250	18,875	7,500	16,630	24,130	182,657
13,250	18,875	7,500	16,630	24,130	182,657
17,256	19,091	460	3,031	3,491	415,554
19,871	36,556	8,357	102	8,459	357,524
26,657	31,480	642	6,415	7,057	758,180
4,545	5,064				92,895
4,907	5,288		935	935	103,379
73,236	97,479	9,459	10,483	19,942	1,727,532
1,996	1,996	18		18	29,053
1,996	1,996	18		18	29,053
75,232	99,475	9,477	10,483	19,960	1,756,585
5,241	5,241	7,138	11,412	18,550	270,609
1,626	6,139	1,573		1,573	107,622
6,867	11,380	8,711	11,412	20,123	378,231
6,867	11,380	8,711	11,412	20,123	378,231

COURT EXPENDITURES
SUMMATION OF EXPENSES

226

	<u>TOTAL</u> <u>PERSONNEL</u> <u>SERVICES</u>	<u>TOTAL</u> <u>SUPPLIES</u>	RENTALS	LODGING & MEALS FOR JURORS
PULASKI				
CIRCUIT	86,883	1,897	1,372	199
COUNTY	52,067	1,285		
PROBATION	64,967			
TOTAL-COURTS OF RECORD:	203,917	3,182	1,372	199
GRAND TOTAL COUNTY:	203,917	3,182	1,372	199
PUTNAM				
CIRCUIT	123,670	3,895		493
COUNTY	107,921	4,590		300
TOTAL-COURTS OF RECORD:	231,591	8,485		793
GRAND TOTAL COUNTY:	231,591	8,485		793
RANDOLPH				
CIRCUIT	238,941	1,968		1,441
SUPERIOR	76,648	1,764		31
TOTAL-COURTS OF RECORD:	315,589	3,732		1,472
WINCHESTER CITY	15,513			
UNION CITY CITY	6,287	1,435		
TOTAL-CITY AND TOWN:	21,800	1,435		
GRAND TOTAL COUNTY:	337,389	5,167		1,472
RIPLEY				
CIRCUIT	216,810	7,523	1,101	1,339
TOTAL-COURTS OF RECORD:	216,810	7,523	1,101	1,339
BATESVILLE CITY	19,108	1,460		
VERSAILLES TOWN	19,656	2,058		
TOTAL-CITY AND TOWN:	38,764	3,518		
GRAND TOTAL COUNTY:	255,574	11,041	1,101	1,339
RUSH				
CIRCUIT	146,718	3,374	1,761	434
COUNTY	62,241	1,486	214	
TOTAL-COURTS OF RECORD:	208,959	4,860	1,975	434
GRAND TOTAL COUNTY:	208,959	4,860	1,975	434
ST. JOSEPH				
CIRCUIT	162,299	2,262		37
SUPERIOR	730,711	14,363		4,430
PROBATE	113,288	735		
PROBATION	393,841	6,988	14,653	
JUVENILE PROBATION	465,596	4,705	4,600	1,862
PUBLIC DEFENDER	291,714		89,500	
TOTAL-COURTS OF RECORD:	2,157,449	29,053	108,753	6,329
WALKERTON TOWN	5,002	880		
TOTAL-CITY AND TOWN:	5,002	880		
GRAND TOTAL COUNTY:	2,162,451	29,933	108,753	6,329

COURT EXPENDITURES
SUMMATION OF EXPENSES

227

OTHER SERVICES & CHARGES	<u>TOTAL SERVICES</u>	LAW BOOKS	OTHER CAPITAL OUTLAYS	<u>TOTAL CAPITAL OUTLAYS</u>	<u>TOTAL EXPENDITURES</u>
4,345	5,916	15,641		15,641	110,337
2,657	2,657	582	500	1,082	57,091
3,785	3,785		1,983	1,983	70,735
10,787	12,358	16,223	2,483	18,706	238,163
10,787	12,358	16,223	2,483	18,706	238,163
7,919	8,412	10,164		10,164	146,141
4,557	4,857	800		800	118,168
12,476	13,269	10,964		10,964	264,309
12,476	13,269	10,964		10,964	264,309
25,994	27,435	8,962		8,962	277,306
1,999	2,030	656	924	1,580	82,022
27,993	29,465	9,618	924	10,542	359,328
1,247	1,247				16,760
315	315				8,037
1,562	1,562				24,797
29,555	31,027	9,618	924	10,542	384,125
13,946	16,386	5,021	10,148	15,169	255,888
13,946	16,386	5,021	10,148	15,169	255,888
1,993	1,993				22,561
544	544				22,258
2,537	2,537				44,819
16,483	18,923	5,021	10,148	15,169	300,707
9,037	11,232	10,786	560	11,346	172,670
5,077	5,291	96	2,428	2,524	71,542
14,114	16,523	10,882	2,988	13,870	244,212
14,114	16,523	10,882	2,988	13,870	244,212
5,987	6,024	4,857		4,857	175,442
17,973	22,403	21,123		21,123	788,600
523	523	2,094		2,094	116,640
14,817	29,470		41,710	41,710	472,009
13,150	19,612	704		704	490,617
	89,500				381,214
52,450	167,532	28,778	41,710	70,488	2,424,522
1,157	1,157				7,039
1,157	1,157				7,039
53,607	168,689	28,778	41,710	70,488	2,431,561

COURT EXPENDITURES
SUMMATION OF EXPENSES

228

	<u>TOTAL PERSONNEL SERVICES</u>	<u>TOTAL SUPPLIES</u>	RENTALS	LODGING & MEALS FOR JURORS
SCOTT				
CIRCUIT	93,925	622	23,470	
COUNTY	55,720	1,069	2,735	
TOTAL-COURTS OF RECORD:	149,645	1,691	26,205	
GRAND TOTAL COUNTY:	149,645	1,691	26,205	
SHELBY				
CIRCUIT	84,898	1,523		
SUPERIOR 1	277,349	4,451		916
SUPERIOR 2	86,570	4,264		
PROBATION	139,610	3,495	1,966	
TOTAL-COURTS OF RECORD:	588,427	13,733	1,966	916
GRAND TOTAL COUNTY:	588,427	13,733	1,966	916
SPENCER				
CIRCUIT	95,363	1,380		519
TOTAL-COURTS OF RECORD:	95,363	1,380		519
ROCKPORT CITY	1,200	656		
TOTAL-CITY AND TOWN:	1,200	656		
GRAND TOTAL COUNTY:	96,563	2,036		519
STARKE				
CIRCUIT	162,575	2,454		1,152
TOTAL-COURTS OF RECORD:	162,575	2,454		1,152
KNOX CITY	33,797			105
TOTAL-CITY AND TOWN:	33,797			105
GRAND TOTAL COUNTY:	196,372	2,454		1,257
STEBEN				
CIRCUIT	304,502	4,191	3,540	928
SUPERIOR	102,705	1,349		137
TOTAL-COURTS OF RECORD:	407,207	5,540	3,540	1,065
FREMONT TOWN	55,700	838	825	
TOTAL-CITY AND TOWN:	55,700	838	825	
GRAND TOTAL COUNTY:	462,907	6,378	4,365	1,065
SULLIVAN				
CIRCUIT	68,454	2,546		817
SUPERIOR	239,236	2,070		23,556
TOTAL-COURTS OF RECORD:	307,690	4,616		24,373
GRAND TOTAL COUNTY:	307,690	4,616		24,373
SWITZERLAND				
CIRCUIT	17,335	835		343

COURT EXPENDITURES
SUMMATION OF EXPENSES

229

OTHER SERVICES & CHARGES	<u>TOTAL SERVICES</u>	LAW BOOKS	OTHER CAPITAL OUTLAYS	<u>TOTAL CAPITAL OUTLAYS</u>	<u>TOTAL EXPENDITURES</u>
3,606	27,076	3,200		3,200	124,823
3,898	6,633	1,569		1,569	64,991
7,504	33,709	4,769		4,769	189,814
7,504	33,709	4,769		4,769	189,814
4,563	4,563	13,230		13,230	104,214
1,128	2,044	1,759		1,759	285,603
2,171	2,171	2,057		2,057	95,062
5,651	7,617		1,265	1,265	151,987
13,513	16,395	17,046	1,265	18,311	636,866
13,513	16,395	17,046	1,265	18,311	636,866
5,895	6,414	6,898		6,898	110,055
5,895	6,414	6,898		6,898	110,055
					1,856
					1,856
5,895	6,414	6,898		6,898	111,911
7,660	8,812	16,719	2,130	18,849	192,690
7,660	8,812	16,719	2,130	18,849	192,690
6,532	6,637				40,434
6,532	6,637				40,434
14,192	15,449	16,719	2,130	18,849	233,124
8,374	12,842	13,983		13,983	335,518
12,846	12,983	1,121	1,121	2,242	119,279
21,220	25,825	15,104	1,121	16,225	454,797
2,861	3,686				60,224
2,861	3,686				60,224
24,081	29,511	15,104	1,121	16,225	515,021
5,662	6,479	6,223		6,223	83,702
3,917	27,473	1,205		1,205	269,984
9,579	33,952	7,428		7,428	353,686
9,579	33,952	7,428		7,428	353,686
1,526	1,869	1,999		1,999	22,038

COURT EXPENDITURES
SUMMATION OF EXPENSES

230

	<u>TOTAL PERSONNEL SERVICES</u>	<u>TOTAL SUPPLIES</u>	RENTALS	LODGING & MEALS FOR JURORS
SUPERIOR	47,926	1,560		175
TOTAL-COURTS OF RECORD:	65,261	2,395		518
GRAND TOTAL COUNTY:	65,261	2,395		518
 TIPPECANOE				
CIRCUIT	390,172	2,991		1,047
SUPERIOR 1	187,279	4,388		3,501
SUPERIOR 2	87,447	1,277	2,191	3,609
SUPERIOR 3	725,911	1,835		
COUNTY 1	98,573	1,898		1,052
COUNTY 2	124,591	2,282		385
TOTAL-COURTS OF RECORD:	1,613,973	14,671	2,191	9,594
WEST LAFAYETTE CITY	20,332	891		
TOTAL-CITY AND TOWN:	20,332	891		
GRAND TOTAL COUNTY:	1,634,305	15,562	2,191	9,594
 TIPTON				
CIRCUIT	91,732	4,450		1,145
PROBATION	54,860	2,260		
TOTAL-COURTS OF RECORD:	146,592	6,710		1,145
TIPTON CITY	16,800	2,282		
SHARPSVILLE TOWN	5,661	2,603	800	
TOTAL-CITY AND TOWN:	22,461	4,885	800	
GRAND TOTAL COUNTY:	169,053	11,595	800	1,145
 UNION				
CIRCUIT	76,987	1,528		471
TOTAL-COURTS OF RECORD:	76,987	1,528		471
GRAND TOTAL COUNTY:	76,987	1,528		471
 VANDERBURGH				
CIRCUIT	1,603,359	67,755		10,000
SUPERIOR	1,742,924	15,175	9,303	3,437
TOTAL-COURTS OF RECORD:	3,346,283	82,930	9,303	13,437
GRAND TOTAL COUNTY:	3,346,283	82,930	9,303	13,437
 VERMILLION				
CIRCUIT	158,232	2,033	5,745	1,764
TOTAL-COURTS OF RECORD:	158,232	2,033	5,745	1,764
CLINTON CITY	17,525	138		
TOTAL-CITY AND TOWN:	17,525	138		
GRAND TOTAL COUNTY:	175,757	2,171	5,745	1,764
 VIGO				
ALL COURTS	850,358	31,885	16,521	4,724

COURT EXPENDITURES
SUMMATION OF EXPENSES

231

OTHER SERVICES & CHARGES	<u>TOTAL SERVICES</u>	LAW BOOKS	OTHER CAPITAL OUTLAYS	<u>TOTAL CAPITAL OUTLAYS</u>	<u>TOTAL EXPENDITURES</u>
4,375	4,550	8,102	292	8,394	62,430
5,901	6,419	10,101	292	10,393	84,468
5,901	6,419	10,101	292	10,393	84,468
1,474	2,521	3,674	1,373	5,047	400,731
2,091	5,592	26,657	2,145	28,802	226,061
725	6,525	1,967		1,967	97,216
7,741	7,741	2,681	3,947	6,628	742,115
1,748	2,800	1,174	688	1,862	105,133
3,588	3,973	1,351	3,799	5,150	135,996
17,367	29,152	37,504	11,952	49,456	1,707,252
					21,223
					21,223
17,367	29,152	37,504	11,952	49,456	1,728,475
7,439	8,584	3,861	2,236	6,097	110,863
3,156	3,156	1,200		1,200	61,476
10,595	11,740	5,061	2,236	7,297	172,339
4,061	4,061		3,268	3,268	26,411
1,593	2,393		300	300	10,957
5,654	6,454		3,568	3,568	37,368
16,249	18,194	5,061	5,804	10,865	209,707
5,005	5,476	4,838		4,838	88,829
5,005	5,476	4,838		4,838	88,829
5,005	5,476	4,838		4,838	88,829
251,075	261,075	21,870		21,870	1,954,059
31,230	43,970	67,180	12,055	79,235	1,881,304
282,305	305,045	89,050	12,055	101,105	3,835,363
282,305	305,045	89,050	12,055	101,105	3,835,363
2,755	10,264	8,982		8,982	179,511
2,755	10,264	8,982		8,982	179,511
2,744	2,744	697		697	21,104
2,744	2,744	697		697	21,104
5,499	13,008	9,679		9,679	200,615
17,116	38,361	15,204	26,731	41,935	962,539

COURT EXPENDITURES
SUMMATION OF EXPENSES

232

	<u>TOTAL PERSONNEL SERVICES</u>	<u>TOTAL SUPPLIES</u>	RENTALS	LODGING & MEALS FOR JURORS
JUVENILE PROBATION	146,517			
TOTAL-COURTS OF RECORD:	996,875	31,885	16,521	4,724
TERRE HAUTE CITY	39,129	2,237	523	
TOTAL-CITY AND TOWN:	39,129	2,237	523	
GRAND TOTAL COUNTY:	1,036,004	34,122	17,044	4,724
 WABASH				
CIRCUIT	239,093	6,600	1,600	1,000
COUNTY	68,425	1,663		20
TOTAL-COURTS OF RECORD:	307,518	8,263	1,600	1,020
WABASH CITY	35,000	2,400		
NORTH MANCHESTER TOWN	6,405	190		
TOTAL-CITY AND TOWN:	41,405	2,590		
GRAND TOTAL COUNTY:	348,923	10,853	1,600	1,020
 WARREN				
CIRCUIT	95,925	1,798	1,633	689
TOTAL-COURTS OF RECORD:	95,925	1,798	1,633	689
GRAND TOTAL COUNTY:	95,925	1,798	1,633	689
 WARRICK				
CIRCUIT	149,253	1,408		1,238
SUPERIOR	190,586	4,888		797
TOTAL-COURTS OF RECORD:	339,839	6,296		2,035
GRAND TOTAL COUNTY:	339,839	6,296		2,035
 WASHINGTON				
CIRCUIT	225,034	22,700		1,200
SUPERIOR	45,135	3,883		39
TOTAL-COURTS OF RECORD:	270,169	26,583		1,239
GRAND TOTAL COUNTY:	270,169	26,583		1,239
 WAYNE				
CIRCUIT	86,716	1,836		697
SUPERIOR 1	66,851	1,179		164
SUPERIOR 2	80,595	985		259
SUPERIOR 3	198,406	6,655	1,749	
PROBATION	300,888	4,435	672	
PUBLIC DEFENDER	122,964	1,529		
SCHEDULING	52,750	1,458	49,828	
TOTAL-COURTS OF RECORD:	909,170	18,077	52,249	1,120
HAGERSTOWN TOWN	3,850	1,808		
TOTAL-CITY AND TOWN:	3,850	1,808		
GRAND TOTAL COUNTY:	913,020	19,885	52,249	1,120
 WELLS				
CIRCUIT	155,563	9,443	5,342	197

COURT EXPENDITURES
SUMMATION OF EXPENSES

233

OTHER SERVICES & CHARGES	<u>TOTAL SERVICES</u>	LAW BOOKS	OTHER CAPITAL OUTLAYS	<u>TOTAL CAPITAL OUTLAYS</u>	<u>TOTAL EXPENDITURES</u>
					146,517
17,116	38,361	15,204	26,731	41,935	1,109,056
2,034	2,557				43,923
2,034	2,557				43,923
19,150	40,918	15,204	26,731	41,935	1,152,979
45,715	48,315	15,000	4,100	19,100	313,108
2,395	2,415		176	176	72,679
48,110	50,730	15,000	4,276	19,276	385,787
3,200	3,200	200	1,200	1,400	42,000
50	50				6,645
3,250	3,250	200	1,200	1,400	48,645
51,360	53,980	15,200	5,476	20,676	434,432
4,611	6,933	11,971	3,257	15,228	119,884
4,611	6,933	11,971	3,257	15,228	119,884
4,611	6,933	11,971	3,257	15,228	119,884
5,736	6,974	23,937	10,850	34,787	192,422
6,962	7,759	2,837	2,988	5,825	209,058
12,698	14,733	26,774	13,838	40,612	401,480
12,698	14,733	26,774	13,838	40,612	401,480
15,000	16,200		5,780	5,780	269,714
1,062	1,101	4,790		4,790	54,909
16,062	17,301	4,790	5,780	10,570	324,623
16,062	17,301	4,790	5,780	10,570	324,623
7,652	8,349		2,961	2,961	99,862
3,250	3,414		811	811	72,255
3,817	4,076		1,439	1,439	87,095
6,959	8,708		3,938	3,938	217,707
35,953	36,625		4,545	4,545	346,493
4,225	4,225	977		977	129,695
1,239	51,067	33,128		33,128	138,403
63,095	116,464	34,105	13,694	47,799	1,091,510
14	14				5,672
14	14				5,672
63,109	116,478	34,105	13,694	47,799	1,097,182
11,790	17,329	8,872	6,392	15,264	197,599

COURT EXPENDITURES
SUMMATION OF EXPENSES

234

	<u>TOTAL PERSONNEL SERVICES</u>	<u>TOTAL SUPPLIES</u>	RENTALS	LODGING & MEALS FOR JURORS
SUPERIOR	140,768	4,446	827	51
TOTAL-COURTS OF RECORD:	296,331	13,889	6,169	248
BLUFFTON CITY	11,355	1,507		
TOTAL-CITY AND TOWN:	11,355	1,507		
GRAND TOTAL COUNTY:	307,686	15,396	6,169	248
 WHITE				
CIRCUIT	66,938	2,678		
SUPERIOR	103,589	1,464	3,428	572
PROBATION	84,162	4,466		
TOTAL-COURTS OF RECORD:	254,689	8,608	3,428	572
MONON TOWN				
TOTAL-CITY AND TOWN:				
GRAND TOTAL COUNTY:	254,689	8,608	3,428	572
 WHITLEY				
CIRCUIT	91,649	1,342		373
SUPERIOR	100,330	4,000		400
PROBATION	89,390			
TOTAL-COURTS OF RECORD:	281,369	5,342		773
GRAND TOTAL COUNTY:	281,369	5,342		773

COURT EXPENDITURES
SUMMATION OF EXPENSES

235

OTHER SERVICES & CHARGES	<u>TOTAL SERVICES</u>	LAW BOOKS	OTHER CAPITAL OUTLAYS	<u>TOTAL CAPITAL OUTLAYS</u>	<u>TOTAL EXPENDITURES</u>
4,004	4,882	1,481		1,481	151,577
15,794	22,211	10,353	6,392	16,745	349,176
231	231				13,093
231	231				13,093
16,025	22,442	10,353	6,392	16,745	362,269
3,435	3,435	13,882	760	14,642	87,693
4,803	8,803				113,856
2,224	2,224		8,295	8,295	99,147
10,462	14,462	13,882	9,055	22,937	300,696
10,462	14,462	13,882	9,055	22,937	300,696
6,417	6,790	21,175		21,175	120,956
8,840	9,240	1,750	900	2,650	116,220
6,601	6,601		1,884	1,884	97,875
21,858	22,631	22,925	2,784	25,709	335,051
21,858	22,631	22,925	2,784	25,709	335,051

COURT EXPENDITURES
SUMMATION OF EXPENSES

236

	<u>TOTAL PERSONNEL SERVICES</u>	<u>TOTAL SUPPLIES</u>	RENTALS	LODGING & MEALS FOR JURORS
GRAND TOTAL-COURTS OF RECORD:	70,534,913	1,614,112	2,793,008	451,194
GRAND TOTAL-CITY AND TOWN:	3,506,993	138,164	47,219	105
GRAND TOTAL-SMALL CLAIM:	1,068,570	211,128	108,871	
GRAND TOTAL :	75,110,476	1,963,404	2,949,098	451,299

COURT EXPENDITURES
SUMMATION OF EXPENSES

237

OTHER SERVICES & CHARGES	<u>TOTAL SERVICES</u>	LAW BOOKS	OTHER CAPITAL OUTLAYS	<u>TOTAL CAPITAL OUTLAYS</u>	<u>TOTAL EXPENDITURES</u>
4,739,789	7,983,991	1,599,390	1,787,247	3,386,637	83,519,653
254,159	301,483	13,207	134,951	148,158	4,094,798
142,410	251,281	2,547	32,003	34,550	1,565,529
5,136,358	8,536,755	1,615,144	1,954,201	3,569,345	89,179,980

REVENUE FOR STATE FUNDS

238

	COURT COSTS	FINES FORFEITURE	INFRACTION JUDGMENTS	VEHICLE LICENSE	USER FEES	DEATH BENEFIT	CHILD ABUSE	DOMESTIC VIOLENCE
ADAMS								
CIRCUIT & SUPERIOR	72,897	9,864	16,343	5,584	10,115	5	0	1,510
TOTAL-COURTS OF RECORD:	72,897	9,864	16,343	5,584	10,115	5	0	1,510
COUNTY TOTAL:	72,897	9,864	16,343	5,584	10,115	5	0	1,510
ALLEN								
CIRCUIT & SUPERIOR	991,497	289,992	732,664	31,933	86,468	2,540	0	0
TOTAL-COURTS OF RECORD:	991,497	289,992	732,664	31,933	86,468	2,540	0	0
COUNTY TOTAL:	991,497	289,992	732,664	31,933	86,468	2,540	0	0
BARTHOLOMEW								
CIRCUIT	19,606	9,838	0	0	2,906	0	0	3,760
SUPERIOR 1	12,655	3,302	0	0	0	165	0	0
SUPERIOR 2	244,509	13,240	68,651	0	47,574	845	0	0
TOTAL-COURTS OF RECORD:	276,770	26,380	68,651	0	50,480	1,010	0	3,760
COUNTY TOTAL:	276,770	26,380	68,651	0	50,480	1,010	0	3,760
BENTON								
CIRCUIT	22,284	4,421	3,177	0	1,500	545	0	0
TOTAL-COURTS OF RECORD:	22,284	4,421	3,177	0	1,500	545	0	0
COUNTY TOTAL:	22,284	4,421	3,177	0	1,500	545	0	0
BLACKFORD								
CIRCUIT	7,699	0	0	0	108	0	0	0
COUNTY	21,715	2,441	463	0	642	0	0	0
TOTAL-COURTS OF RECORD:	29,414	2,441	463	0	750	0	0	0
MONTPELIER CITY	9,955	12,479	0	0	0	0	0	0
TOTAL-CITY AND TOWN:	9,955	12,479	0	0	0	0	0	0
COUNTY TOTAL:	39,369	14,920	463	0	750	0	0	0
BOONE								
CIRCUIT	10,092	0	0	0	0	0	0	0
SUPERIOR 1	17,207	1,205	0	0	219	180	0	0
SUPERIOR 2	48,519	50,047	9,893	0	15,538	0	0	0
TOTAL-COURTS OF RECORD:	75,818	51,252	9,893	0	15,757	180	0	0
LEBANON CITY	10,263	9,336	1,153	0	1,100	0	0	0
THORNTOWN TOWN	46,877	3,725	21,728	1,042	1,400	115	0	0
ZIONSVILLE TOWN	16,885	0	8,493	0	735	0	0	0
JAMESTOWN TOWN	3,354	4,053	0	0	0	0	0	0
WHITESTOWN TOWN	6,160	204	0	0	0	0	0	0
TOTAL-CITY AND TOWN:	83,539	17,318	31,374	1,042	3,235	115	0	0
COUNTY TOTAL:	159,357	68,570	41,267	1,042	18,992	295	0	0
BROWN								
CIRCUIT	47,164	14,039	15,492	0	6,864	105	0	1,430
TOTAL-COURTS OF RECORD:	47,164	14,039	15,492	0	6,864	105	0	1,430
COUNTY TOTAL:	47,164	14,039	15,492	0	6,864	105	0	1,430
CARROLL								
CIRCUIT & SUPERIOR	72,103	15,889	35,287	790	11,487	1,048	0	660
TOTAL-COURTS OF RECORD:	72,103	15,889	35,287	790	11,487	1,048	0	660
DELPHI CITY	16,418	9,908	0	0	0	0	0	0
BURLINGTON TOWN	7,162	2,798	0	0	42	0	0	0
TOTAL-CITY AND TOWN:	23,580	12,706	0	0	42	0	0	0
COUNTY TOTAL:	95,683	28,595	35,287	790	11,529	1,048	0	660
CASS								
CIRCUIT & SUPERIOR	105,708	29,502	54,676	27,580	27,127	2,425	100	4,770
TOTAL-COURTS OF RECORD:	105,708	29,502	54,676	27,580	27,127	2,425	100	4,770
COUNTY TOTAL:	105,708	29,502	54,676	27,580	27,127	2,425	100	4,770
CLARK								
CIRCUIT	23,216	100	0	0	100	10	0	2,332
SUPERIOR 1	12,687	0	0	0	0	35	0	3,232

REVENUE FOR LOCAL FUNDS

239

OTHER	STATE TOTAL	COURT COSTS	ORDINANCE VIOLATION	BOND FEE	LATE SURRENDER	USER FEE	DEFERRAL FEE	ADULT PROBATION	OTHER	LOCAL TOTAL
0	116,318	4,374	1,190	0	0	0	0	0	0	5,564
0	116,318	4,374	1,190	0	0	0	0	0	0	5,564
0	116,318	4,374	1,190	0	0	0	0	0	0	5,564
0	2,135,094	60,402	0	0	7,975	0	0	0	0	68,377
0	2,135,094	60,402	0	0	7,975	0	0	0	0	68,377
0	2,135,094	60,402	0	0	7,975	0	0	0	0	68,377
0	36,110	1,176	0	0	0	2,146	0	0	0	3,322
0	16,122	759	0	0	0	2,007	0	0	0	2,766
0	374,819	14,671	0	0	0	82,733	0	0	0	97,404
0	427,051	16,606	0	0	0	86,886	0	0	0	103,492
0	427,051	16,606	0	0	0	86,886	0	0	0	103,492
0	31,927	1,264	0	0	0	0	0	0	0	1,264
0	31,927	1,264	0	0	0	0	0	0	0	1,264
0	31,927	1,264	0	0	0	0	0	0	0	1,264
0	7,807	231	0	0	0	0	0	0	0	231
0	25,261	333	0	0	0	0	0	0	0	333
0	33,068	564	0	0	0	0	0	0	0	564
0	22,434	5,415	509	0	0	1,140	0	0	0	7,064
0	22,434	5,415	509	0	0	1,140	0	0	0	7,064
0	55,502	5,979	509	0	0	1,140	0	0	0	7,628
0	10,092	0	0	0	0	0	0	0	0	0
0	18,811	0	0	0	0	0	0	0	0	0
0	123,997	0	0	0	0	0	0	0	0	0
0	152,900	0	0	0	0	0	0	0	0	0
260	22,112	5,046	1,522	355	0	735	0	0	5,715	13,373
0	74,887	25,569	39	0	0	4,914	0	0	27	30,549
0	26,113	9,640	4,122	0	0	1,050	0	0	0	14,812
0	7,407	2,397	0	0	0	0	0	0	66	2,463
0	6,364	3,360	5,011	0	0	672	0	0	0	9,043
260	136,883	46,012	10,694	355	0	7,371	0	0	5,808	70,240
260	289,783	46,012	10,694	355	0	7,371	0	0	5,808	70,240
0	85,094	2,835	0	0	0	0	0	0	0	2,835
0	85,094	2,835	0	0	0	0	0	0	0	2,835
0	85,094	2,835	0	0	0	0	0	0	0	2,835
0	137,264	4,326	0	0	0	654	0	0	0	4,980
0	137,264	4,326	0	0	0	654	0	0	0	4,980
0	26,326	8,565	0	0	0	1,725	0	0	0	10,290
0	10,002	3,550	0	0	0	726	0	0	0	4,276
0	36,328	12,115	0	0	0	2,451	0	0	0	14,566
0	173,592	16,441	0	0	0	3,105	0	0	0	19,546
0	251,888	0	0	0	0	0	0	0	0	0
0	251,888	0	0	0	0	0	0	0	0	0
0	251,888	0	0	0	0	0	0	0	0	0
0	25,758	1,393	0	0	0	12	0	0	0	1,405
0	15,954	761	0	0	0	84	0	0	0	845

REVENUE FOR STATE FUNDS

240

	COURT COSTS	FINES FORFEITURE	INFRACTION JUDGMENTS	VEHICLE LICENSE	USER FEES	DEATH BENEFIT	CHILD ABUSE	DOMESTIC VIOLENCE
CLARK								
SUPERIOR 2	17,240	0	0	0	225	0	0	2,332
COUNTY	310,652	8,968	113,880	13,305	31,075	45	0	2,333
TOTAL-COURTS OF RECORD:	363,795	9,068	113,880	13,305	31,400	90	0	10,229
CHARLESTOWN CITY	17,484	684	0	0	2,895	0	0	0
JEFFERSONVILLE CITY	53,022	211	0	0	35,490	25	0	0
CLARKSVILLE TOWN	51,299	16,291	0	0	4,650	0	0	0
TOTAL-CITY AND TOWN:	121,805	17,186	0	0	43,035	25	0	0
COUNTY TOTAL:	485,600	26,254	113,880	13,305	74,435	115	0	10,229
CLAY								
CIRCUIT	15,590	72	0	0	0	230	0	2,874
SUPERIOR	84,480	14,140	7,675	8,114	5,670	1,780	0	0
TOTAL-COURTS OF RECORD:	100,070	14,212	7,675	8,114	5,670	2,010	0	2,874
COUNTY TOTAL:	100,070	14,212	7,675	8,114	5,670	2,010	0	2,874
CLINTON								
CIRCUIT	11,021	200	0	0	1,184	100	50	3,450
SUPERIOR	92,621	10,359	51,162	2,279	13,572	2,290	0	0
TOTAL-COURTS OF RECORD:	103,642	10,559	51,162	2,279	14,756	2,390	50	3,450
FRANKFORT CITY	3,714	470	0	0	0	0	0	0
TOTAL-CITY AND TOWN:	3,714	470	0	0	0	0	0	0
COUNTY TOTAL:	107,356	11,029	51,162	2,279	14,756	2,390	50	3,450
CRAWFORD								
CIRCUIT	39,996	1,712	5,851	912	0	0	0	260
TOTAL-COURTS OF RECORD:	39,996	1,712	5,851	912	0	0	0	260
COUNTY TOTAL:	39,996	1,712	5,851	912	0	0	0	260
DAVIESS								
CIRCUIT	13,461	0	0	0	100	45	0	2,430
SUPERIOR	58,739	245	6,011	3,300	6,100	1,000	0	0
TOTAL-COURTS OF RECORD:	72,200	245	6,011	3,300	6,200	1,045	0	2,430
COUNTY TOTAL:	72,200	245	6,011	3,300	6,200	1,045	0	2,430
DEARBORN								
CIRCUIT & COUNTY	70,993	22,337	7,334	0	12,510	2,040	0	3,248
TOTAL-COURTS OF RECORD:	70,993	22,337	7,334	0	12,510	2,040	0	3,248
AURORA CITY	85,838	2,945	52,031	77,819	1,200	0	0	0
LAWRENCEBURG CITY	85,889	13,167	16,011	17,020	14,277	5	0	0
TOTAL-CITY AND TOWN:	171,727	16,112	68,042	94,839	15,477	5	0	0
COUNTY TOTAL:	242,720	38,449	75,376	94,839	27,987	2,045	0	3,248
DECATUR								
CIRCUIT	13,584	0	0	0	3	15	0	2,545
COUNTY	76,018	24,031	34,259	8,542	4,913	1,165	0	0
TOTAL-COURTS OF RECORD:	89,602	24,031	34,259	8,542	4,916	1,180	0	2,545
COUNTY TOTAL:	89,602	24,031	34,259	8,542	4,916	1,180	0	2,545
DEKALB								
CIRCUIT & SUPERIOR	131,280	32,539	95,593	42,828	9,228	3,045	0	1,490
TOTAL-COURTS OF RECORD:	131,280	32,539	95,593	42,828	9,228	3,045	0	1,490
BUTLER CITY	1,072	1,322	0	0	0	0	0	0
TOTAL-CITY AND TOWN:	1,072	1,322	0	0	0	0	0	0
COUNTY TOTAL:	132,352	33,861	95,593	42,828	9,228	3,045	0	1,490
DELAWARE								
ALL COURTS	141,116	31,798	5,420	0	6,360	11,020	0	0
TOTAL-COURTS OF RECORD:	141,116	31,798	5,420	0	6,360	11,020	0	0
MUNCIE CITY	132,850	26,770	21,213	3,683	0	0	0	0
YORKTOWN TOWN	143,780	95,209	0	11,499	0	0	0	0
TOTAL-CITY AND TOWN:	276,630	121,979	21,213	15,182	0	0	0	0
COUNTY TOTAL:	417,746	153,777	26,633	15,182	6,360	11,020	0	0

REVENUE FOR LOCAL FUNDS

241

OTHER	STATE TOTAL	COURT COSTS	ORDINANCE VIOLATION	BOND FEE	LATE SURRENDER	USER FEE	DEFERRAL FEE	ADULT PROBATION	OTHER	LOCAL TOTAL
0	19,797	1,034	0	0	0	15	0	0	0	1,049
0	480,258	18,639	3,260	0	0	30,567	0	0	0	52,466
0	541,767	21,827	3,260	0	0	30,678	0	0	0	55,765
0	21,063	9,537	1,305	0	0	1,479	0	0	0	12,321
0	88,748	36,874	432	0	0	0	0	85,530	3,506	126,342
2,031	74,271	27,981	51,428	0	0	10,608	0	0	1,095	91,112
2,031	184,082	74,392	53,165	0	0	12,087	0	85,530	4,601	229,775
2,031	725,849	96,219	56,425	0	0	42,765	0	85,530	4,601	285,540
0	18,766	468	0	0	0	0	0	0	0	468
0	121,859	2,534	0	0	0	0	0	0	0	2,534
0	140,625	3,002	0	0	0	0	0	0	0	3,002
0	140,625	3,002	0	0	0	0	0	0	0	3,002
0	16,005	652	0	0	0	0	0	0	0	652
0	172,283	3,234	50	0	0	0	0	0	0	3,284
0	188,288	3,886	50	0	0	0	0	0	0	3,936
0	4,184	2,577	558	214	0	426	0	0	0	3,775
0	4,184	2,577	558	214	0	426	0	0	0	3,775
0	192,472	6,463	608	214	0	426	0	0	0	7,711
0	48,731	1,974	0	0	0	0	0	0	0	1,974
0	48,731	1,974	0	0	0	0	0	0	0	1,974
0	48,731	1,974	0	0	0	0	0	0	0	1,974
0	16,036	807	0	0	0	0	0	0	0	807
0	75,395	3,524	461	0	0	0	0	0	0	3,985
0	91,431	4,331	461	0	0	0	0	0	0	4,792
0	91,431	4,331	461	0	0	0	0	0	0	4,792
0	118,462	4,259	0	0	0	0	0	0	693	4,952
0	118,462	4,259	0	0	0	0	0	0	693	4,952
0	219,833	46,821	0	0	0	9,195	0	0	2,450	58,466
0	146,369	0	0	0	0	3,729	0	0	1,636	5,365
0	366,202	46,821	0	0	0	12,924	0	0	4,086	63,831
0	484,664	51,080	0	0	0	12,924	0	0	4,779	68,783
0	16,147	407	0	0	0	0	0	0	0	407
0	148,928	4,561	547	0	0	4,913	0	0	0	10,021
0	165,075	4,968	547	0	0	4,913	0	0	0	10,428
0	165,075	4,968	547	0	0	4,913	0	0	0	10,428
0	316,003	0	0	0	0	0	0	0	0	0
0	316,003	0	0	0	0	0	0	0	0	0
0	2,394	615	0	0	0	117	0	0	0	732
0	2,394	615	0	0	0	117	0	0	0	732
0	318,397	615	0	0	0	117	0	0	0	732
0	195,714	8,466	0	0	0	0	0	0	0	8,466
0	195,714	8,466	0	0	0	0	0	0	0	8,466
0	184,516	72,089	30,595	0	0	11,459	0	1,580	0	115,723
500	250,988	94,636	0	0	0	16,892	0	0	2,796	114,324
500	435,504	166,725	30,595	0	0	28,351	0	1,580	2,796	230,047
500	631,218	175,191	30,595	0	0	28,351	0	1,580	2,796	238,513

REVENUE FOR STATE FUNDS

242

	COURT COSTS	FINES FORFEITURE	INFRACTION JUDGMENTS	VEHICLE LICENSE	USER FEES	DEATH BENEFIT	CHILD ABUSE	DOMESTIC VIOLENCE
DUBOIS								
CIRCUIT	17,814	1,230	0	0	0	205	0	1,440
SUPERIOR	103,333	8,049	13,195	5,023	19,250	990	0	50
TOTAL-COURTS OF RECORD:	121,147	9,279	13,195	5,023	19,250	1,195	0	1,490
COUNTY TOTAL:	121,147	9,279	13,195	5,023	19,250	1,195	0	1,490
ELKHART								
CIRCUIT	30,449	2,868	0	0	0	10	0	32,760
SUPERIOR 1 & 2	51,970	2,686	0	0	1,678	45	0	0
SUPERIOR 3	18,004	5,120	0	0	20	75	0	0
CO. - ELKHART DIV.	88,215	60,639	32	0	8,434	600	0	0
CO. - GOSHEN DIV.	272,931	199,690	61,578	13,811	34,561	430	0	0
TOTAL-COURTS OF RECORD:	461,569	271,003	61,610	13,811	44,693	1,160	0	32,760
ELKHART CITY	249,276	135,586	0	0	9,480	7,680	0	0
GOSHEN CITY	140,992	108,182	89,931	0	0	0	0	0
NAPPANEE CITY	16,478	13,612	4,304	0	1,800	0	0	0
TOTAL-CITY AND TOWN:	406,746	257,380	94,235	0	11,280	7,680	0	0
COUNTY TOTAL:	868,315	528,383	155,845	13,811	55,973	8,840	0	32,760
FAYETTE								
CIRCUIT & SUPERIOR	85,128	65,007	25,300	3,254	12,300	0	0	0
TOTAL-COURTS OF RECORD:	85,128	65,007	25,300	3,254	12,300	0	0	0
COUNTY TOTAL:	85,128	65,007	25,300	3,254	12,300	0	0	0
FLOYD								
ALL COURTS	136,136	4,342	24,455	2,357	10,825	2,355	0	2,750
TOTAL-COURTS OF RECORD:	136,136	4,342	24,455	2,357	10,825	2,355	0	2,750
COUNTY TOTAL:	136,136	4,342	24,455	2,357	10,825	2,355	0	2,750
FOUNTAIN								
CIRCUIT	35,203	5,710	5,897	0	0	1,270	0	0
TOTAL-COURTS OF RECORD:	35,203	5,710	5,897	0	0	1,270	0	0
ATTICA CITY	45,303	20,578	27,526	31,069	300	0	0	0
TOTAL-CITY AND TOWN:	45,303	20,578	27,526	31,069	300	0	0	0
COUNTY TOTAL:	80,506	26,288	33,423	31,069	300	1,270	0	0
FRANKLIN								
CIRCUIT	65,335	19,984	6,545	2,055	0	0	0	0
TOTAL-COURTS OF RECORD:	65,335	19,984	6,545	2,055	0	0	0	0
COUNTY TOTAL:	65,335	19,984	6,545	2,055	0	0	0	0
FULTON								
CIRCUIT	13,905	251	0	0	200	0	0	0
COUNTY	84,065	13,551	38,257	50	3,731	0	0	0
TOTAL-COURTS OF RECORD:	97,970	13,802	38,257	50	3,931	0	0	0
COUNTY TOTAL:	97,970	13,802	38,257	50	3,931	0	0	0
GIBSON								
CIRCUIT	12,452	0	0	0	15,069	245	0	0
SUPERIOR	131,919	7,056	24,593	2,084	12,044	2,190	0	0
TOTAL-COURTS OF RECORD:	144,371	7,056	24,593	2,084	27,113	2,435	0	0
COUNTY TOTAL:	144,371	7,056	24,593	2,084	27,113	2,435	0	0
GRANT								
CIRCUIT	17,778	660	0	0	0	40	0	0
SUPERIOR 1	18,849	0	0	0	0	15	0	0
SUPERIOR 2	8,965	202	0	0	0	5	0	0
COUNTY	96,825	21,267	10,632	0	20,674	0	0	0
TOTAL-COURTS OF RECORD:	142,417	22,129	10,632	0	20,674	60	0	0
GAS CITY	90,141	5,848	69,239	0	7,503	0	0	0
MARION CITY	65,147	19,847	5,400	0	0	420	0	0
TOTAL-CITY AND TOWN:	155,288	25,695	74,639	0	7,503	420	0	0
COUNTY TOTAL:	297,705	47,824	85,271	0	28,177	480	0	0

REVENUE FOR LOCAL FUNDS

243

OTHER	STATE TOTAL	COURT COSTS	ORDINANCE VIOLATION	BOND FEE	LATE SURRENDER	USER FEE	DEFERRAL FEE	ADULT PROBATION	OTHER	LOCAL TOTAL
0	20,689	106	0	0	0	0	0	0	0	106
0	149,890	3,634	0	0	0	0	0	0	0	3,634
0	170,579	3,740	0	0	0	0	0	0	0	3,740
0	170,579	3,740	0	0	0	0	0	0	0	3,740
0	66,087	27,694	0	0	0	0	0	0	0	27,694
0	56,379	0	0	0	0	0	0	0	0	0
0	23,219	0	0	0	0	0	0	0	0	0
0	157,920	0	0	0	0	0	0	0	0	0
0	583,001	0	0	0	0	0	0	0	0	0
0	886,606	27,694	0	0	0	0	0	0	0	27,694
0	402,022	135,986	1,129	0	0	0	0	58,676	20,946	216,737
0	339,105	87,793	2,954	0	0	0	0	48,289	36,913	175,949
0	36,194	9,002	70	0	0	1,455	0	0	0	10,527
0	777,321	232,781	4,153	0	0	1,455	0	106,965	57,859	403,213
0	1,663,927	260,475	4,153	0	0	1,455	0	106,965	57,859	430,907
0	190,989	2,553	0	0	0	0	0	0	0	2,553
0	190,989	2,553	0	0	0	0	0	0	0	2,553
0	190,989	2,553	0	0	0	0	0	0	0	2,553
0	183,220	4,084	2,961	0	0	8,865	0	0	0	15,910
0	183,220	4,084	2,961	0	0	8,865	0	0	0	15,910
0	183,220	4,084	2,961	0	0	8,865	0	0	0	15,910
0	48,080	0	0	0	0	0	0	0	0	0
0	48,080	0	0	0	0	0	0	0	0	0
1,000	125,776	24,711	25	2,182	0	5,692	0	2,390	0	35,000
1,000	125,776	24,711	25	2,182	0	5,692	0	2,390	0	35,000
1,000	173,856	24,711	25	2,182	0	5,692	0	2,390	0	35,000
0	93,919	3,789	0	0	0	0	0	0	0	3,789
0	93,919	3,789	0	0	0	0	0	0	0	3,789
0	93,919	3,789	0	0	0	0	0	0	0	3,789
0	14,356	0	0	0	0	0	0	0	0	0
0	139,654	0	0	0	0	0	0	0	0	0
0	154,010	0	0	0	0	0	0	0	0	0
0	154,010	0	0	0	0	0	0	0	0	0
0	27,766	747	0	0	0	0	0	0	0	747
0	179,886	0	0	0	0	0	0	0	0	0
0	207,652	747	0	0	0	0	0	0	0	747
0	207,652	747	0	0	0	0	0	0	0	747
0	18,478	0	0	0	0	0	0	0	0	0
0	18,864	0	0	0	0	0	0	0	0	0
0	9,172	0	0	0	0	0	0	0	0	0
0	149,398	0	0	0	0	0	0	0	28,789	28,789
0	195,912	0	0	0	0	0	0	0	28,789	28,789
0	172,731	49,456	55	6,060	0	1,741	0	0	2,406	59,718
2,635	93,449	36,138	0	0	0	5,307	0	31,645	1,463	74,553
2,635	266,180	85,594	55	6,060	0	7,048	0	31,645	3,869	134,271
2,635	462,092	85,594	55	6,060	0	7,048	0	31,645	32,658	163,060

REVENUE FOR STATE FUNDS

244

	COURT COSTS	FINES FORFEITURE	INFRACTION JUDGMENTS	VEHICLE LICENSE	USER FEES	DEATH BENEFIT	CHILD ABUSE	DOMESTIC VIOLENCE
GREENE								
CIRCUIT	11,324	900	0	0	0	135	0	0
SUPERIOR	86,985	13,739	20,490	3,561	13,586	1,550	0	0
TOTAL-COURTS OF RECORD:	98,309	14,639	20,490	3,561	13,586	1,685	0	0
COUNTY TOTAL:	98,309	14,639	20,490	3,561	13,586	1,685	0	0
HAMILTON								
CIRCUIT	20,669	2,200	0	0	0	0	0	9,950
SUPERIOR 1	28,147	1,103	0	0	0	0	0	0
SUPERIOR 2	15,863	250	0	0	0	0	0	0
SUPERIOR 3	20,641	2,522	0	0	0	0	0	0
COUNTY	186,025	36,796	151,324	2,847	52,197	0	0	0
TOTAL-COURTS OF RECORD:	271,345	42,871	151,324	2,847	52,197	0	0	9,950
CARMEL CITY	105,702	10,559	123,994	0	7,300	5	0	0
NOBLESVILLE CITY	60,269	12,349	10,527	0	13,440	0	0	0
TOTAL-CITY AND TOWN:	165,971	22,908	134,521	0	20,740	5	0	0
COUNTY TOTAL:	437,316	65,779	285,845	2,847	72,937	5	0	9,950
HANCOCK								
ALL COURTS	220,925	10,362	16,012	0	47,021	4,670	0	0
TOTAL-COURTS OF RECORD:	220,925	10,362	16,012	0	47,021	4,670	0	0
COUNTY TOTAL:	220,925	10,362	16,012	0	47,021	4,670	0	0
HARRISON								
CIRCUIT	18,739	3,120	0	0	0	1,675	0	920
COUNTY	65,954	3,575	18,516	5,833	24,409	0	0	0
TOTAL-COURTS OF RECORD:	84,693	6,695	18,516	5,833	24,409	1,675	0	920
COUNTY TOTAL:	84,693	6,695	18,516	5,833	24,409	1,675	0	920
HENDRICKS								
ALL COURTS	193,111	84,453	52,899	0	55,930	5,700	100	6,654
TOTAL-COURTS OF RECORD:	193,111	84,453	52,899	0	55,930	5,700	100	6,654
PLAINFIELD TOWN	105,616	15,388	71,746	15,026	6,318	0	0	0
TOTAL-CITY AND TOWN:	105,616	15,388	71,746	15,026	6,318	0	0	0
COUNTY TOTAL:	298,727	99,841	124,645	15,026	62,248	5,700	100	6,654
HENRY								
CIRCUIT	22,318	15,500	0	0	300	0	0	0
SUPERIOR 1	6,655	0	0	0	0	0	0	0
SUPERIOR 2	102,442	27,056	21,079	0	25,150	6,310	0	0
TOTAL-COURTS OF RECORD:	131,415	42,556	21,079	0	25,450	6,310	0	0
KNIGHTSTOWN TOWN	81,411	17,183	22,425	4,134	6,100	0	0	0
TOTAL-CITY AND TOWN:	81,411	17,183	22,425	4,134	6,100	0	0	0
COUNTY TOTAL:	212,826	59,739	43,504	4,134	31,550	6,310	0	0
HOWARD								
CIRCUIT	17,870	865	0	0	0	515	0	8,790
SUPERIOR 1	28,492	4,804	0	0	3	0	0	0
SUPERIOR 2	15,446	0	0	0	0	0	0	0
COUNTY	213,637	29,612	77,360	2,543	2,511	0	0	0
TOTAL-COURTS OF RECORD:	275,445	35,281	77,360	2,543	2,514	515	0	8,790
COUNTY TOTAL:	275,445	35,281	77,360	2,543	2,514	515	0	8,790
HUNTINGTON								
CIRCUIT & SUPERIOR	154,425	61,345	90,895	26,441	23,285	2,375	0	0
TOTAL-COURTS OF RECORD:	154,425	61,345	90,895	26,441	23,285	2,375	0	0
ROANOKE TOWN	85,772	0	95,121	82,445	0	0	0	0
TOTAL-CITY AND TOWN:	85,772	0	95,121	82,445	0	0	0	0
COUNTY TOTAL:	240,197	61,345	186,016	108,886	23,285	2,375	0	0
JACKSON								
CIRCUIT	30,084	9,072	0	0	0	1,915	0	0
SUPERIOR	239,373	20,001	150,504	97,821	10,842	5,485	0	0

245

OTHER	STATE TOTAL	COURT COSTS	ORDINANCE VIOLATION	BOND FEE	LATE SURRENDER	USER FEE	DEFERRAL FEE	ADULT PROBATION	OTHER	LOCAL TOTAL
0	12,359	679	0	0	0	0	0	0	0	679
0	139,911	5,219	0	0	0	0	0	0	0	5,219
0	152,270	5,898	0	0	0	0	0	0	0	5,898
0	152,270	5,898	0	0	0	0	0	0	0	5,898
0	32,819	1,240	0	0	0	0	0	0	0	1,240
0	29,250	1,688	0	0	0	0	0	0	0	1,688
0	16,113	951	0	0	0	0	0	0	0	951
0	23,163	1,238	0	0	0	0	0	0	0	1,238
0	429,189	11,144	46,054	0	0	0	0	0	0	57,198
0	530,534	16,261	46,054	0	0	0	0	0	0	62,315
0	247,560	51,138	53,428	420	0	0	0	0	12,282	117,268
0	96,585	32,671	1,837	0	0	4,689	0	52,859	3,316	95,372
0	344,145	83,809	55,265	420	0	4,689	0	52,859	15,598	212,640
0	874,679	100,070	101,319	420	0	4,689	0	52,859	15,598	274,955
0	298,990	13,534	0	0	0	0	0	0	0	13,534
0	298,990	13,534	0	0	0	0	0	0	0	13,534
0	298,990	13,534	0	0	0	0	0	0	0	13,534
0	24,454	1,124	0	0	0	0	0	0	0	1,124
0	118,287	0	0	0	0	0	0	0	0	0
0	142,741	1,124	0	0	0	0	0	0	0	1,124
0	142,741	1,124	0	0	0	0	0	0	0	1,124
0	398,847	11,586	0	0	0	0	0	0	0	11,586
0	398,847	11,586	0	0	0	0	0	0	0	11,586
0	214,094	57,661	0	0	0	4,650	0	0	13,915	76,226
0	214,094	57,661	0	0	0	4,650	0	0	13,915	76,226
0	612,941	69,247	0	0	0	4,650	0	0	13,915	87,812
0	38,118	1,339	0	0	0	57	0	0	0	1,396
0	6,655	399	0	0	0	21	0	0	0	420
0	182,037	6,146	0	0	0	6,899	0	0	0	13,045
0	226,810	7,884	0	0	0	6,977	0	0	0	14,861
0	131,253	44,406	0	0	0	0	0	0	60	44,466
0	131,253	44,406	0	0	0	0	0	0	60	44,466
0	358,063	52,290	0	0	0	6,977	0	0	60	59,327
0	28,040	536	0	0	0	120	0	0	0	656
0	33,299	855	0	0	0	78	0	0	0	933
0	15,446	463	0	0	0	6	0	0	0	469
0	325,663	6,409	0	0	0	9,927	0	0	0	16,336
0	402,448	8,263	0	0	0	10,131	0	0	0	18,394
0	402,448	8,263	0	0	0	10,131	0	0	0	18,394
0	358,766	9,147	318	0	0	0	0	0	0	9,465
0	358,766	9,147	318	0	0	0	0	0	0	9,465
0	263,338	44,222	0	0	0	8,844	0	0	1,839	54,905
0	263,338	44,222	0	0	0	8,844	0	0	1,839	54,905
0	622,104	53,369	318	0	0	8,844	0	0	1,839	64,370
0	41,071	902	0	0	0	0	0	0	0	902
0	524,026	7,186	0	0	0	0	0	0	0	7,186

REVENUE FOR STATE FUNDS

246

	COURT COSTS	FINES FORFEITURE	INFRACTION JUDGMENTS	VEHICLE LICENSE	USER FEES	DEATH BENEFIT	CHILD ABUSE	DOMESTIC VIOLENCE
JACKSON								
TOTAL-COURTS OF RECORD:	269,457	29,073	150,504	97,821	10,842	7,400	0	0
COUNTY TOTAL:	269,457	29,073	150,504	97,821	10,842	7,400	0	0
JASPER								
CIRCUIT	9,795	5,076	0	0	0	5	0	1,310
SUPERIOR 1 & 2	103,229	26,178	27,264	0	14,367	3,445	0	0
TOTAL-COURTS OF RECORD:	113,024	31,254	27,264	0	14,367	3,450	0	1,310
DEMOTTE TOWN	5,197	0	1,097	0	0	0	0	0
WHEATFIELD TOWN	654	0	192	0	0	0	0	0
TOTAL-CITY AND TOWN:	5,851	0	1,289	0	0	0	0	0
COUNTY TOTAL:	118,875	31,254	28,553	0	14,367	3,450	0	1,310
JAY								
CIRCUIT	8,259	2,827	0	0	0	0	0	2,070
SUPERIOR	21,039	18,303	100	0	0	0	0	0
TOTAL-COURTS OF RECORD:	29,298	21,130	100	0	0	0	0	2,070
DUNKIRK CITY	4,708	2,857	0	0	0	0	0	0
PORTLAND CITY	58,548	7,013	29,342	439	0	0	0	0
TOTAL-CITY AND TOWN:	63,256	9,870	29,342	439	0	0	0	0
COUNTY TOTAL:	92,554	31,000	29,442	439	0	0	0	2,070
JEFFERSON								
CIRCUIT & COUNTY	89,662	27,547	5,354	0	10,965	490	0	0
TOTAL-COURTS OF RECORD:	89,662	27,547	5,354	0	10,965	490	0	0
COUNTY TOTAL:	89,662	27,547	5,354	0	10,965	490	0	0
JENNINGS								
CIRCUIT	28,805	15,930	0	0	5,180	0	0	2,670
TOTAL-COURTS OF RECORD:	28,805	15,930	0	0	5,180	0	0	2,670
NORTH VERNON CITY	40,826	16,005	0	1,708	0	0	0	0
TOTAL-CITY AND TOWN:	40,826	16,005	0	1,708	0	0	0	0
COUNTY TOTAL:	69,631	31,935	0	1,708	5,180	0	0	2,670
JOHNSON								
ALL COURTS	121,892	50,746	0	0	18,448	155	0	100
TOTAL-COURTS OF RECORD:	121,892	50,746	0	0	18,448	155	0	100
FRANKLIN CITY	72,061	19,799	45,398	0	6,700	0	0	0
GREENWOOD CITY	69,521	17,329	25,602	0	5,520	0	0	0
NEW WHITELAND TOWN	108,495	34,900	40,347	10,965	5,359	0	0	0
TOTAL-CITY AND TOWN:	250,077	72,028	111,347	10,965	17,579	0	0	0
COUNTY TOTAL:	371,969	122,774	111,347	10,965	36,027	155	0	100
KNOX								
ALL COURTS	179,070	25,086	389	0	14,500	8,731	0	0
TOTAL-COURTS OF RECORD:	179,070	25,086	389	0	14,500	8,731	0	0
BICKNELL CITY	9,562	197	4,285	0	0	0	0	0
TOTAL-CITY AND TOWN:	9,562	197	4,285	0	0	0	0	0
COUNTY TOTAL:	188,632	25,283	4,674	0	14,500	8,731	0	0
KOSCIUSKO								
CIRCUIT	30,281	4,872	0	0	0	63	0	0
SUPERIOR	21,418	5,644	12	0	0	144	0	0
COUNTY	184,700	51,274	64,367	0	31,737	1,068	0	200
TOTAL-COURTS OF RECORD:	236,399	61,790	64,379	0	31,737	1,275	0	200
COUNTY TOTAL:	236,399	61,790	64,379	0	31,737	1,275	0	200
LAGRANGE								
CIRCUIT	11,337	6,918	0	0	1,310	5	0	50
SUPERIOR	82,489	110,507	40,457	9,002	14,171	10	0	0
TOTAL-COURTS OF RECORD:	93,826	117,425	40,457	9,002	15,481	15	0	50
COUNTY TOTAL:	93,826	117,425	40,457	9,002	15,481	15	0	50
LAKE								
CIR, SUP 7, 8 & 9	990,013	24,357	309,214	34,126	49,036	16,365	0	20,540

247

[illegible]

REVENUE FOR STATE FUNDS

248

	COURT COSTS	FINES FORFEITURE	INFRACTION JUDGMENTS	VEHICLE LICENSE	USER FEES	DEATH BENEFIT	CHILD ABUSE	DOMESTIC VIOLENCE
LAKE								
SUPERIOR, CIV 1 & 5	62,631	0	0	0	0	0	0	0
SUPERIOR, CIV 2	47,148	0	0	0	0	150	0	0
SUP. CIV. 3,4 & JUV	173,218	0	0	0	0	225	0	0
SUP CRIM 1, 2, 3 & 4	19,195	30,531	0	0	4,400	2,895	0	450
TOTAL-COURTS OF RECORD:	1,292,205	54,888	309,214	34,126	53,436	19,635	0	20,990
CROWN POINT CITY	30,086	20,428	0	0	1,000	0	0	0
EAST CHICAGO CITY	68,533	4,560	2,242	0	5,200	0	0	0
GARY CITY	171,972	60,651	0	0	600	0	0	0
HAMMOND CITY	194,237	119,771	0	0	0	0	0	0
HOBART CITY	49,642	16,837	0	0	7,000	0	0	0
LAKE STATION CITY	26,599	5,885	8,553	0	2,500	0	0	0
WHITING CITY	5,786	3,317	565	0	1,800	0	0	0
TOTAL-CITY AND TOWN:	546,855	231,449	11,360	0	18,100	0	0	0
COUNTY TOTAL:	1,839,060	286,337	320,574	34,126	71,536	19,635	0	20,990
LAPORTE								
CIRCUIT	28,526	0	0	0	0	175	0	0
SUPERIOR 1	23,345	0	0	0	0	20	0	0
SUPERIOR 2	11,844	0	0	0	0	40	0	0
SUPERIOR 3	199,764	96,239	123,806	0	37,789	5,062	0	0
SUPERIOR 4	173,139	29,752	118,531	4,489	27,080	2,880	0	0
TOTAL-COURTS OF RECORD:	436,618	125,991	242,337	4,489	64,869	8,177	0	0
COUNTY TOTAL:	436,618	125,991	242,337	4,489	64,869	8,177	0	0
LAWRENCE								
CIRCUIT	19,498	301	0	0	0	60	0	3,700
SUPERIOR	8,760	200	0	0	0	25	0	0
COUNTY	141,316	16,400	2,278	30,534	0	805	0	0
TOTAL-COURTS OF RECORD:	169,574	16,901	2,278	30,534	0	890	0	3,700
COUNTY TOTAL:	169,574	16,901	2,278	30,534	0	890	0	3,700
MADISON								
ALL COURTS	188,342	10,013	1	0	0	1,575	0	0
TOTAL-COURTS OF RECORD:	188,342	10,013	1	0	0	1,575	0	0
ALEXANDRIA CITY-N/R	0	0	0	0	0	0	0	0
ANDERSON CITY	193,063	62,990	0	7,498	21,780	0	0	0
ELWOOD CITY	57,722	16,289	28,191	0	4,277	1,155	0	0
EDGEWOOD TOWN	95,524	88,951	0	0	16,200	0	0	0
TOTAL-CITY AND TOWN:	346,309	168,230	28,191	7,498	42,257	1,155	0	0
COUNTY TOTAL:	534,651	178,243	28,192	7,498	42,257	2,730	0	0
MARION								
CIR, SUP, PROB & JUV	738,929	29,169	0	0	1,813	230	0	58,600
MUNICIPAL	2,202,968	318,664	789,247	57,642	38,761	70,988	0	0
TOTAL-COURTS OF RECORD:	2,941,897	347,833	789,247	57,642	40,574	71,218	0	58,600
COUNTY TOTAL:	2,941,897	347,833	789,247	57,642	40,574	71,218	0	58,600
MARSHALL								
ALL COURTS	243,748	77,655	108,646	3,988	26,841	3,438	0	1,400
TOTAL-COURTS OF RECORD:	243,748	77,655	108,646	3,988	26,841	3,438	0	1,400
COUNTY TOTAL:	243,748	77,655	108,646	3,988	26,841	3,438	0	1,400
MARTIN								
CIRCUIT	32,633	2,630	15,852	7,162	8,810	740	0	0
TOTAL-COURTS OF RECORD:	32,633	2,630	15,852	7,162	8,810	740	0	0
COUNTY TOTAL:	32,633	2,630	15,852	7,162	8,810	740	0	0
MIAMI								
CIRCUIT	23,542	5,907	0	0	0	1,000	0	3,730
SUPERIOR	30,493	8,613	20,962	289	0	1,295	0	0
TOTAL-COURTS OF RECORD:	54,035	14,520	20,962	289	0	2,295	0	3,730

249

	STATE	COURT	ORDINANCE	BOND	LATE	USER	DEFERRAL	ADULT		LOCAL
OTHER	TOTAL	COSTS	VIOLATION	FEE	SURRENDER	FEE	FEE	PROBATION	OTHER	TOTAL
0	62,631	3,758	0	0	0	0	0	0	0	3,758
0	47,298	2,865	0	0	0	0	0	0	0	2,865
10,179	183,622	10,393	0	0	0	0	0	0	0	10,393
0	57,471	1,147	0	0	0	0	0	0	0	1,147
10,179	1,794,673	77,564	0	0	0	0	0	0	0	77,564
0	51,514	15,988	15,428	0	0	2,487	0	0	0	33,903
0	80,535	37,326	0	0	0	0	0	23,774	2,393	63,493
58,661	291,884	95,400	37,270	0	0	43,808	0	36,835	32,471	245,784
0	314,008	89,525	18,518	0	0	10,101	0	35,798	22,039	175,981
0	73,479	25,730	0	0	0	3,924	0	0	10	29,664
0	43,537	14,542	285	0	0	2,316	0	0	0	17,143
0	11,468	3,162	1,620	0	0	438	0	0	0	5,220
58,661	866,425	281,673	73,121	0	0	63,074	0	96,407	56,913	571,188
68,840	2,661,098	359,237	73,121	0	0	63,074	0	96,407	56,913	648,752
0	28,701	1,712	0	0	0	0	0	0	0	1,712
0	23,365	1,401	0	0	0	0	0	0	0	1,401
0	11,884	711	0	0	0	0	0	0	0	711
0	462,660	120	0	0	0	14,829	0	0	0	14,949
0	355,871	10,388	2,653	0	0	0	0	0	0	13,041
0	882,481	14,332	2,653	0	0	14,829	0	0	0	31,814
0	882,481	14,332	2,653	0	0	14,829	0	0	0	31,814
0	23,559	585	0	0	0	0	0	0	0	585
0	8,985	263	0	0	0	0	0	0	0	263
0	191,333	4,239	0	0	0	0	0	0	0	4,239
0	223,877	5,087	0	0	0	0	0	0	0	5,087
0	223,877	5,087	0	0	0	0	0	0	0	5,087
0	199,931	11,301	0	0	0	0	0	0	0	11,301
0	199,931	11,301	0	0	0	0	0	0	0	11,301
0	0	0	0	0	0	0	0	0	0	0
0	285,331	105,307	5,733	0	0	36,001	0	178,096	418	325,555
0	107,634	31,469	504	1,510	0	0	0	0	28	33,511
0	200,675	52,106	0	0	0	0	0	7,624	0	59,730
0	593,640	188,882	6,237	1,510	0	36,001	0	185,720	446	418,796
0	793,571	200,183	6,237	1,510	0	36,001	0	185,720	446	430,097
105,742	934,483	44,315	0	0	76,000	0	0	0	0	120,315
0	3,478,270	131,286	295,338	0	0	0	0	0	0	426,624
105,742	4,412,753	175,601	295,338	0	76,000	0	0	0	0	546,939
105,742	4,412,753	175,601	295,338	0	76,000	0	0	0	0	546,939
0	465,716	0	0	0	0	0	0	0	0	0
0	465,716	0	0	0	0	0	0	0	0	0
0	465,716	0	0	0	0	0	0	0	0	0
0	67,827	2,105	0	0	0	0	0	0	0	2,105
0	67,827	2,105	0	0	0	0	0			

REVENUE FOR STATE FUNDS

250

	COURT COSTS	FINES FORFEITURE	INFRACTION JUDGMENTS	VEHICLE LICENSE	USER FEES	DEATH BENEFIT	CHILD ABUSE	DOMESTIC VIOLENCE
MIAMI								
PERU CITY	6,941	7,911	0	0	0	0	0	0
BUNKER HILL TOWN	94,738	84,010	0	0	9,471	0	0	0
TOTAL-CITY AND TOWN:	101,679	91,921	0	0	9,471	0	0	0
COUNTY TOTAL:	155,714	106,441	20,962	289	9,471	2,295	0	3,730
MONROE								
ALL COURTS	410,685	21,834	192,376	8,537	56,740	9,960	0	9,601
TOTAL-COURTS OF RECORD:	410,685	21,834	192,376	8,537	56,740	9,960	0	9,601
COUNTY TOTAL:	410,685	21,834	192,376	8,537	56,740	9,960	0	9,601
MONTGOMERY								
ALL COURTS	128,212	40,839	73,798	3,014	16,288	0	0	0
TOTAL-COURTS OF RECORD:	128,212	40,839	73,798	3,014	16,288	0	0	0
COUNTY TOTAL:	128,212	40,839	73,798	3,014	16,288	0	0	0
MORGAN								
ALL COURTS	95,629	133,586	1,401	0	0	0	0	0
TOTAL-COURTS OF RECORD:	95,629	133,586	1,401	0	0	0	0	0
MARTINSVILLE CITY	74,588	1,301	20,497	0	0	0	0	0
MOORESVILLE TOWN	100,133	19,436	66,500	2,316	0	0	0	0
TOTAL-CITY AND TOWN:	174,721	20,737	86,997	2,316	0	0	0	0
COUNTY TOTAL:	270,350	154,323	88,398	2,316	0	0	0	0
NEWTON								
CIRCUIT & SUPERIOR	68,601	25,814	20,111	0	12,720	885	0	1,087
TOTAL-COURTS OF RECORD:	68,601	25,814	20,111	0	12,720	885	0	1,087
COUNTY TOTAL:	68,601	25,814	20,111	0	12,720	885	0	1,087
NOBLE								
CIRCUIT	17,116	1,150	0	0	0	0	0	2,060
SUPERIOR	7,982	0	0	0	0	0	0	0
COUNTY	117,162	125,392	60,865	1,440	41,232	0	0	0
TOTAL-COURTS OF RECORD:	142,260	126,542	60,865	1,440	41,232	0	0	2,060
CROMWELL TOWN	24,162	9,677	0	18,840	0	0	0	0
TOTAL-CITY AND TOWN:	24,162	9,677	0	18,840	0	0	0	0
COUNTY TOTAL:	166,422	136,219	60,865	20,280	41,232	0	0	2,060
OHIO								
CIRCUIT	2,083	0	0	0	0	0	0	0
SUPERIOR	11,748	7,786	3,637	0	5,100	0	0	0
TOTAL-COURTS OF RECORD:	13,831	7,786	3,637	0	5,100	0	0	0
COUNTY TOTAL:	13,831	7,786	3,637	0	5,100	0	0	0
ORANGE								
CIRCUIT	12,539	505	0	0	375	1,530	0	1,860
COUNTY	50,549	8,333	0	536	8,310	0	0	0
TOTAL-COURTS OF RECORD:	63,088	8,838	0	536	8,685	1,530	0	1,860
COUNTY TOTAL:	63,088	8,838	0	536	8,685	1,530	0	1,860
OWEN								
CIRCUIT	58,487	16,455	19,035	2,123	8,320	0	0	1,982
TOTAL-COURTS OF RECORD:	58,487	16,455	19,035	2,123	8,320	0	0	1,982
COUNTY TOTAL:	58,487	16,455	19,035	2,123	8,320	0	0	1,982
PARKE								
CIRCUIT	47,551	333	10,389	0	1,850	255	0	0
TOTAL-COURTS OF RECORD:	47,551	333	10,389	0	1,850	255	0	0
COUNTY TOTAL:	47,551	333	10,389	0	1,850	255	0	0
PERRY								
CIRCUIT	53,056	6,030	15,416	2,806	11,560	1,385	0	1,450
TOTAL-COURTS OF RECORD:	53,056	6,030	15,416	2,806	11,560	1,385	0	1,450
TELL CITY-NOT REPORT	0	0	0	0	0	0	0	0
TOTAL-CITY AND TOWN:	0	0	0	0	0	0	0	0
COUNTY TOTAL:	53,056	6,030	15,416	2,806	11,560	1,385	0	1,450

251

[illegible]

REVENUE FOR STATE FUNDS

252

	COURT COSTS	FINES FORFEITURE	INFRACTION JUDGMENTS	VEHICLE LICENSE	USER FEES	DEATH BENEFIT	CHILD ABUSE	DOMESTIC VIOLENCE
PIKE								
CIRCUIT	42,865	4,299	11,884	598	13,266	915	0	894
TOTAL-COURTS OF RECORD:	42,865	4,299	11,884	598	13,266	915	0	894
COUNTY TOTAL:	42,865	4,299	11,884	598	13,266	915	0	894
PORTER								
ALL COURTS	637,830	30,987	280,325	30,876	89,064	4,890	50	100
TOTAL-COURTS OF RECORD:	637,830	30,987	280,325	30,876	89,064	4,890	50	100
CHESTERTON TOWN	20,306	139	12,745	15,734	0	0	0	0
TOTAL-CITY AND TOWN:	20,306	139	12,745	15,734	0	0	0	0
COUNTY TOTAL:	658,136	31,126	293,070	46,610	89,064	4,890	50	100
POSEY								
CIRCUIT	10,241	6	96	0	0	20	0	0
COUNTY	64,973	1,099	33,227	3,060	6,200	1,130	0	0
TOTAL-COURTS OF RECORD:	75,214	1,105	33,323	3,060	6,200	1,150	0	0
COUNTY TOTAL:	75,214	1,105	33,323	3,060	6,200	1,150	0	0
PULASKI								
CIRCUIT & COUNTY	9,560	16,059	13,005	1,382	0	470	0	970
TOTAL-COURTS OF RECORD:	9,560	16,059	13,005	1,382	0	470	0	970
COUNTY TOTAL:	9,560	16,059	13,005	1,382	0	470	0	970
PUTNAM								
CIRCUIT	16,632	4,539	0	0	54	45	0	0
COUNTY	91,733	4,486	50,954	272	7,913	383	0	0
TOTAL-COURTS OF RECORD:	108,365	9,025	50,954	272	7,967	428	0	0
COUNTY TOTAL:	108,365	9,025	50,954	272	7,967	428	0	0
RANDOLPH								
CIRCUIT	9,059	2,873	0	0	354	50	0	2,320
SUPERIOR	29,870	43,117	50	0	14,995	950	0	0
TOTAL-COURTS OF RECORD:	38,929	45,990	50	0	15,349	1,000	0	2,320
WINCHESTER CITY	31,815	380	22,198	10,037	1,173	85	0	0
UNION CITY CITY	24,712	2,154	17,847	0	0	0	0	0
TOTAL-CITY AND TOWN:	56,527	2,534	40,045	10,037	1,173	85	0	0
COUNTY TOTAL:	95,456	48,524	40,095	10,037	16,522	1,085	0	2,320
RIPLEY								
CIRCUIT	42,072	42,663	5	0	13,000	655	0	1,080
TOTAL-COURTS OF RECORD:	42,072	42,663	5	0	13,000	655	0	1,080
BATESVILLE CITY	45,964	1,996	11,959	3,142	500	10	0	0
VERSAILLES TOWN	48,554	20,296	0	19,400	0	0	0	0
TOTAL-CITY AND TOWN:	94,518	22,292	11,959	22,542	500	10	0	0
COUNTY TOTAL:	136,590	64,955	11,964	22,542	13,500	665	0	1,080
RUSH								
CIRCUIT	11,665	700	25	0	400	0	0	0
COUNTY	57,793	27,733	18,237	8,219	8,200	0	0	0
TOTAL-COURTS OF RECORD:	69,458	28,433	18,262	8,219	8,600	0	0	0
COUNTY TOTAL:	69,458	28,433	18,262	8,219	8,600	0	0	0
ST. JOSEPH								
ALL COURTS	795,564	320,266	0	5,190	78,374	13,960	0	12,740
TOTAL-COURTS OF RECORD:	795,564	320,266	0	5,190	78,374	13,960	0	12,740
WALKERTON TOWN	7,501	851	3,545	0	0	0	0	0
TOTAL-CITY AND TOWN:	7,501	851	3,545	0	0	0	0	0
COUNTY TOTAL:	803,065	321,117	3,545	5,190	78,374	13,960	0	12,740
SCOTT								
CIRCUIT & COUNTY	74,237	40,541	9,362	111	8,658	1,535	50	0
TOTAL-COURTS OF RECORD:	74,237	40,541	9,362	111	8,658	1,535	50	0
COUNTY TOTAL:	74,237	40,541	9,362	111	8,658	1,535	50	0
SHELBY								
ALL COURTS	153,219	44,439	0	2,107	20,934	3,470	0	4,170

253

[illegible]

REVENUE FOR STATE FUNDS

254

	COURT COSTS	FINES FORFEITURE	INFRACTION JUDGMENTS	VEHICLE LICENSE	USER FEES	DEATH BENEFIT	CHILD ABUSE	DOMESTIC VIOLENCE
SHELBY								
TOTAL-COURTS OF RECORD:	153,219	44,439	0	2,107	20,934	3,470	0	4,170
COUNTY TOTAL:	153,219	44,439	0	2,107	20,934	3,470	0	4,170
SPENCER								
CIRCUIT	95,390	10,711	30,597	5,388	3,025	905	0	1,520
TOTAL-COURTS OF RECORD:	95,390	10,711	30,597	5,388	3,025	905	0	1,520
ROCKPORT CITY	4,213	297	769	0	0	0	0	0
TOTAL-CITY AND TOWN:	4,213	297	769	0	0	0	0	0
COUNTY TOTAL:	99,603	11,008	31,366	5,388	3,025	905	0	1,520
STARKE								
CIRCUIT	32,395	2,917	0	0	17,566	0	0	1,450
TOTAL-COURTS OF RECORD:	32,395	2,917	0	0	17,566	0	0	1,450
KNOX CITY	69,209	19,955	10,750	0	14,089	0	0	0
TOTAL-CITY AND TOWN:	69,209	19,955	10,750	0	14,089	0	0	0
COUNTY TOTAL:	101,604	22,872	10,750	0	31,655	0	0	1,450
STEBEN								
CIRCUIT	13,270	6,735	0	0	250	135	0	0
SUPERIOR	76,505	44,810	26,495	0	11,212	1,490	0	0
TOTAL-COURTS OF RECORD:	89,775	51,545	26,495	0	11,462	1,625	0	0
FREMONT TOWN	205,359	62,221	140,750	30,700	18,273	0	0	0
TOTAL-CITY AND TOWN:	205,359	62,221	140,750	30,700	18,273	0	0	0
COUNTY TOTAL:	295,134	113,766	167,245	30,700	29,735	1,625	0	0
SULLIVAN								
CIRCUIT & SUPERIOR	98,858	30,365	19,886	3,162	598	1,480	0	0
TOTAL-COURTS OF RECORD:	98,858	30,365	19,886	3,162	598	1,480	0	0
COUNTY TOTAL:	98,858	30,365	19,886	3,162	598	1,480	0	0
SWITZERLAND								
CIRCUIT & SUPERIOR	21,603	13,071	4,260	0	6,500	0	0	0
TOTAL-COURTS OF RECORD:	21,603	13,071	4,260	0	6,500	0	0	0
COUNTY TOTAL:	21,603	13,071	4,260	0	6,500	0	0	0
TIPPECANOE								
CIRCUIT	39,929	0	0	0	0	0	0	0
SUPERIOR 1	16,715	0	0	0	0	129	0	0
SUPERIOR 2	13,045	0	0	0	6	0	0	0
SUPERIOR 3	1,015	0	0	0	0	0	0	0
COUNTY 1	80,323	200	0	0	233	0	0	0
COUNTY 2	249,107	23,628	100,724	40,966	0	5,860	0	0
TOTAL-COURTS OF RECORD:	400,134	23,828	100,724	40,966	239	5,989	0	0
WEST LAFAYETTE CITY	46,173	0	29,494	0	0	0	0	0
TOTAL-CITY AND TOWN:	46,173	0	29,494	0	0	0	0	0
COUNTY TOTAL:	446,307	23,828	130,218	40,966	239	5,989	0	0
TIPTON								
CIRCUIT	15,582	2,576	35,728	330	3	5	0	1,100
TOTAL-COURTS OF RECORD:	15,582	2,576	35,728	330	3	5	0	1,100
TIPTON CITY	19,855	14,215	28,969	0	0	0	0	0
SHARPSVILLE TOWN	48,991	45,843	0	0	0	0	0	0
TOTAL-CITY AND TOWN:	68,846	60,058	28,969	0	0	0	0	0
COUNTY TOTAL:	84,428	62,634	64,697	330	3	5	0	1,100
UNION								
CIRCUIT	64,122	27,539	29,123	3,161	9,230	1,085	0	0
TOTAL-COURTS OF RECORD:	64,122	27,539	29,123	3,161	9,230	1,085	0	0
COUNTY TOTAL:	64,122	27,539	29,123	3,161	9,230	1,085	0	0
VANDEBURGH								
ALL COURTS	648,684	91,479	105,955	8,025	3,560	20,325	0	12,210
TOTAL-COURTS OF RECORD:	648,684	91,479	105,955	8,025	3,560	20,325	0	12,210
COUNTY TOTAL:	648,684	91,479	105,955	8,025	3,560	20,325	0	12,210

255

[illegible]

REVENUE FOR STATE FUNDS

256

	COURT COSTS	FINES FORFEITURE	INFRACTION JUDGMENTS	VEHICLE LICENSE	USER FEES	DEATH BENEFIT	CHILD ABUSE	DOMESTIC VIOLENCE
VERMILLION								
CIRCUIT	33,093	16,766	7,486	85	11,000	1,633	0	1,820
TOTAL-COURTS OF RECORD:	33,093	16,766	7,486	85	11,000	1,633	0	1,820
CLINTON CITY	67,469	2,376	9,316	4,640	0	0	0	0
TOTAL-CITY AND TOWN:	67,469	2,376	9,316	4,640	0	0	0	0
COUNTY TOTAL:	100,562	19,142	16,802	4,725	11,000	1,633	0	1,820
VIGO								
ALL COURTS	200,017	110,538	63	0	38,590	5,025	100	4,040
TOTAL-COURTS OF RECORD:	200,017	110,538	63	0	38,590	5,025	100	4,040
TERRE HAUTE CITY	237,024	29,897	48,507	17,546	0	2,245	0	0
TOTAL-CITY AND TOWN:	237,024	29,897	48,507	17,546	0	2,245	0	0
COUNTY TOTAL:	437,041	140,435	48,570	17,546	38,590	7,270	100	4,040
WABASH								
CIRCUIT & COUNTY	114,610	7,153	44,058	0	11,560	0	0	2,870
TOTAL-COURTS OF RECORD:	114,610	7,153	44,058	0	11,560	0	0	2,870
WABASH CITY	24,811	22,991	0	0	0	0	0	0
N. MANCHESTER TOWN	2,750	0	1,812	0	0	0	0	0
TOTAL-CITY AND TOWN:	27,561	22,991	1,812	0	0	0	0	0
COUNTY TOTAL:	142,171	30,144	45,870	0	11,560	0	0	2,870
WARREN								
CIRCUIT	43,208	3,244	18,207	500	3,338	840	0	840
TOTAL-COURTS OF RECORD:	43,208	3,244	18,207	500	3,338	840	0	840
COUNTY TOTAL:	43,208	3,244	18,207	500	3,338	840	0	840
WARRICK								
CIRCUIT	15,387	4,066	0	0	267	110	0	0
SUPERIOR	209,057	50,079	35,067	4,092	3,017	1,500	0	0
TOTAL-COURTS OF RECORD:	224,444	54,145	35,067	4,092	3,284	1,610	0	0
COUNTY TOTAL:	224,444	54,145	35,067	4,092	3,284	1,610	0	0
WASHINGTON								
CIRCUIT & SUPERIOR	59,724	28,091	0	100	0	0	0	0
TOTAL-COURTS OF RECORD:	59,724	28,091	0	100	0	0	0	0
COUNTY TOTAL:	59,724	28,091	0	100	0	0	0	0
WAYNE								
CIRCUIT, SUP. 1 & 2	41,179	536	0	0	1,715	800	6,770	0
SUPERIOR 3	331,725	53,646	152,464	267,170	37,738	6,380	0	0
TOTAL-COURTS OF RECORD:	372,904	54,182	152,464	267,170	39,453	7,180	6,770	0
HAGERSTOWN TOWN	10,846	95	5,169	0	0	0	0	0
TOTAL-CITY AND TOWN:	10,846	95	5,169	0	0	0	0	0
COUNTY TOTAL:	383,750	54,277	157,633	267,170	39,453	7,180	6,770	0
WELLS								
CIRCUIT	5,674	1,050	0	0	45	15	0	0
SUPERIOR	38,814	45,262	11,716	9,064	11,770	2,946	0	0
TOTAL-COURTS OF RECORD:	44,488	46,312	11,716	9,064	11,815	2,961	0	0
BLUFFTON CITY	33,264	0	32,553	0	0	0	0	0
TOTAL-CITY AND TOWN:	33,264	0	32,553	0	0	0	0	0
COUNTY TOTAL:	77,752	46,312	44,269	9,064	11,815	2,961	0	0
WHITE								
CIRCUIT	16,930	1	0	0	0	10	0	0
SUPERIOR	122,664	54,251	44,359	2,063	21,717	3,275	0	0
TOTAL-COURTS OF RECORD:	139,594	54,252	44,359	2,063	21,717	3,285	0	0
MONON TOWN	0	0	0	0	0	0	0	0
TOTAL-CITY AND TOWN:	0	0	0	0	0	0	0	0
COUNTY TOTAL:	139,594	54,252	44,359	2,063	21,717	3,285	0	0
WHITLEY								
CIRCUIT	15,856	2,188	0	0	200	40	0	0

REVENUE FOR LOCAL FUNDS

257

OTHER	STATE TOTAL	COURT COSTS	ORDINANCE VIOLATION	BOND FEE	LATE SURRENDER	USER FEE	DEFERRAL FEE	ADULT PROBATION	OTHER	LOCAL TOTAL
0	71,883	1,986	0	0	0	0	0	0	0	1,986
0	71,883	1,986	0	0	0	0	0	0	0	1,986
0	83,801	34,818	7,648	0	0	6,819	0	0	843	50,128
0	83,801	34,818	7,648	0	0	6,819	0	0	843	50,128
0	155,684	36,804	7,648	0	0	6,819	0	0	843	52,114
0	358,373	0	0	0	0	0	0	0	0	0
0	358,373	0	0	0	0	0	0	0	0	0
0	335,219	129,281	277	7,310	0	23,147	0	0	9,723	169,738
0	335,219	129,281	277	7,310	0	23,147	0	0	9,723	169,738
0	693,592	129,281	277	7,310	0	23,147	0	0	9,723	169,738
0	180,251	0	0	0	0	0	0	0	0	0
0	180,251	0	0	0	0	0	0	0	0	0
0	47,802	15,251	394	0	0	1,665	0	0	785	18,095
0	4,562	1,515	20	0	0	303	0	0	0	1,838
0	52,364	16,766	414	0	0	1,968	0	0	785	19,933
0	232,615	16,766	414	0	0	1,968	0	0	785	19,933
0	70,177	0	0	0	0	0	0	0	0	0
0	70,177	0	0	0	0	0	0	0	0	0
0	70,177	0	0	0	0	0	0	0	0	0
0	19,830	0	0	0	0	0	0	0	0	0
0	302,812	0	0	0	1,250	0	0	0	0	1,250
0	322,642	0	0	0	1,250	0	0	0	0	1,250
0	322,642	0	0	0	1,250	0	0	0	0	1,250
0	87,915	0	0	0	0	0	0	0	0	0
0	87,915	0	0	0	0	0	0	0	0	0
0	87,915	0	0	0	0	0	0	0	0	0
0	51,000	2,471	0	0	0	0	0	0	0	2,471
0	849,123	19,903	0	0	0	0	0	0	0	19,903
0	900,123	22,374	0	0	0	0	0	0	0	22,374
0	16,110	7,092	25	0	0	0	0	0	0	7,117
0	16,110	7,092	25	0	0	0	0	0	0	7,117
0	916,233	29,466	25	0	0	0	0	0	0	29,491
0	6,784	340	0	0	0	0	0	0	0	340
0	119,572	2,329	0	0	0	0	0	0	0	2,329
0	126,356	2,669	0	0	0	0	0	0	0	2,669
0	65,817	18,145	56	0	0	3,627	0	0	1,000	22,828
0	65,817	18,145	56	0	0	3,627	0	0	1,000	22,828
0	192,173	20,814	56	0	0	3,627	0	0	1,000	25,497
0	16,941	1,015	0	0	0	0	0	0	0	1,015
0	248,329	7,360	0	0	50	0	0	0	0	7,410
0	265,270	8,375	0	0	50	0	0	0	0	8,425
0	0	0	0	0	0	0	0	0	0	0
0	0	0	0	0	0	0	0	0	0	0
0	265,270	8,375	0	0	50	0	0	0	0	8,425
0	18,284	951	0	0	0	99	0	0	0	1,050

REVENUE FOR STATE FUNDS

258

	COURT COSTS	FINES FORFEITURE	INFRACTION JUDGMENTS	VEHICLE LICENSE	USER FEES	DEATH BENEFIT	CHILD ABUSE	DOMESTIC VIOLENCE
WHITLEY								
SUPERIOR	139,478	55,934	94,504	2,287	24,957	1,805	0	0
TOTAL-COURTS OF RECORD:	155,334	58,122	94,504	2,287	25,157	1,845	0	0
COUNTY TOTAL:	155,334	58,122	94,504	2,287	25,157	1,845	0	0

REVENUE FOR LOCAL FUNDS

259

OTHER	STATE TOTAL	COURT COSTS	ORDINANCE VIOLATION	BOND FEE	LATE SURRENDER	USER FEE	DEFERRAL FEE	ADULT PROBATION	OTHER	LOCAL TOTAL
0	318,965	8,369	0	0	0	12,840	0	0	0	21,209
0	337,249	9,320	0	0	0	12,939	0	0	0	22,259
0	337,249	9,320	0	0	0	12,939	0	0	0	22,259

REVENUE FOR STATE FUNDS

260

	COURT COSTS	FINES FORFEITURE	INFRACTION JUDGMENTS	VEHICLE LICENSE	USER FEES	DEATH BENEFIT	CHILD ABUSE	DOMESTIC VIOLENCE
GRAND TOTAL-COURT OF RECORD:	18,028,450	3,995,907	5,274,764	876,743	1,642,820	289,848	7,220	262,954
GRAND TOTAL-CITY AND TOWN:	4,250,243	1,402,524	1,290,036	386,702	235,472	11,745	0	0
GRAND TOTAL:	22,278,693	5,398,431	6,564,800	1,263,445	1,878,292	301,593	7,220	262,954

REVENUE FOR LOCAL FUNDS

261

OTHER	STATE TOTAL	COURT COSTS	ORDINANCE VIOLATION	BOND FEE	LATE SURRENDER	USER FEE	DEFERRAL FEE	ADULT PROBATION	OTHER	LOCAL TOTAL
122,189	30,500,895	867,898	357,774	0	86,575	180,969	0	0	29,482	1,522,698
68,093	7,644,815	2,305,466	277,928	18,051	5,647	311,109	0	564,831	189,614	3,672,646
190,282	38,145,710	3,173,364	635,702	18,051	92,222	492,078	0	564,831	219,096	5,195,344

REVENUE FOR COUNTY FUNDS

262

	COURT COSTS	ORDINANCE VIOLATION	SUPPORT FEE	BOND FEE	LATE SURRENDER	USER FEE	PRETRIAL DIVERSION	DEFERRAL FEE
ADAMS								
CIRCUIT & SUPERIOR	68,523	0	8,755	0	560	15,089	0	0
TOTAL-COURTS OF RECORD:	68,523	0	8,755	0	560	15,089	0	0
COUNTY TOTAL:	68,523	0	8,755	0	560	15,089	0	0
ALLEN								
CIRCUIT & SUPERIOR	946,312	63,219	67,289	11,747	7,975	161,222	221,843	211,765
TOTAL-COURTS OF RECORD:	946,312	63,219	67,289	11,747	7,975	161,222	221,843	211,765
COUNTY TOTAL:	946,312	63,219	67,289	11,747	7,975	161,222	221,843	211,765
BARTHOLOMEW								
CIRCUIT	18,429	0	6,935	0	0	100	0	0
SUPERIOR 1	11,896	0	4,610	0	0	186	25	0
SUPERIOR 2	229,838	0	500	0	0	212,421	19,113	0
TOTAL-COURTS OF RECORD:	260,163	0	12,045	0	0	212,707	19,138	0
COUNTY TOTAL:	260,163	0	12,045	0	0	212,707	19,138	0
BENTON								
CIRCUIT	19,818	0	2,330	0	0	2,827	0	0
TOTAL-COURTS OF RECORD:	19,818	0	2,330	0	0	2,827	0	0
COUNTY TOTAL:	19,818	0	2,330	0	0	2,827	0	0
BLACKFORD								
CIRCUIT	7,468	0	0	2,505	0	0	0	0
COUNTY	19,236	267	0	0	0	0	0	0
TOTAL-COURTS OF RECORD:	26,704	267	0	2,505	0	0	0	0
MONTPELIER CITY	2,715	0	0	0	0	0	0	0
TOTAL-CITY AND TOWN:	2,715	0	0	0	0	0	0	0
COUNTY TOTAL:	29,419	267	0	2,505	0	0	0	0
BOONE								
CIRCUIT	10,092	0	4,135	0	0	0	0	0
SUPERIOR 1	17,206	0	3,665	86	0	218	0	0
SUPERIOR 2	48,519	0	200	2,110	0	15,538	0	0
TOTAL-COURTS OF RECORD:	75,817	0	8,000	2,196	0	15,756	0	0
LEBANON CITY	2,571	0	0	0	0	1,100	0	0
THORNTOWN TOWN	12,785	0	0	0	0	1,400	0	0
ZIONSVILLE TOWN	4,815	0	0	0	0	0	0	0
JAMESTOWN TOWN	4,968	0	0	0	0	0	0	0
WHITESTOWN TOWN	1,680	0	0	0	0	0	0	0
TOTAL-CITY AND TOWN:	26,819	0	0	0	0	2,500	0	0
COUNTY TOTAL:	102,636	0	8,000	2,196	0	18,256	0	0
BROWN								
CIRCUIT	44,414	0	2,125	0	0	0	32,416	0
TOTAL-COURTS OF RECORD:	44,414	0	2,125	0	0	0	32,416	0
COUNTY TOTAL:	44,414	0	2,125	0	0	0	32,416	0
CARROLL								
CIRCUIT & SUPERIOR	67,777	0	4,935	5,344	0	42,577	12,854	0
TOTAL-COURTS OF RECORD:	67,777	0	4,935	5,344	0	42,577	12,854	0
DELPHI CITY	4,282	0	0	0	0	0	0	0
BURLINGTON TOWN	1,880	0	0	0	0	0	0	0
TOTAL-CITY AND TOWN:	6,162	0	0	0	0	0	0	0
COUNTY TOTAL:	73,939	0	4,935	5,344	0	42,577	12,854	0
CASS								
CIRCUIT & SUPERIOR	105,639	0	12,165	0	0	76,299	4,911	38,810
TOTAL-COURTS OF RECORD:	105,639	0	12,165	0	0	76,299	4,911	38,810
COUNTY TOTAL:	105,639	0	12,165	0	0	76,299	4,911	38,810
CLARK								
CIRCUIT	21,823	0	2,777	0	0	100	0	0
SUPERIOR 1	11,926	0	16,115	100	0	0	0	0

REVENUE FOR COUNTY FUNDS / TOTALS

263

ADULT PROBATION	JUVENILE PROBATION	GUARDIAN AD LITEM	PUBLIC DEFENDER	DOCUMENT FEE	INTEREST INVESTMNT	OTHER	COUNTY TOTAL	STATE TOTAL	LOCAL TOTAL	GRAND TOTAL
15,998	1,180	0	0	4,804	6,755	2,159	123,823	116,318	5,564	245,705
15,998	1,180	0	0	4,804	6,755	2,159	123,823	116,318	5,564	245,705
15,998	1,180	0	0	4,804	6,755	2,159	123,823	116,318	5,564	245,705
87,523	76,723	0	22,751	33,991	68,074	14,090	1,994,524	2,135,094	68,377	4,197,995
87,523	76,723	0	22,751	33,991	68,074	14,090	1,994,524	2,135,094	68,377	4,197,995
87,523	76,723	0	22,751	33,991	68,074	14,090	1,994,524	2,135,094	68,377	4,197,995
13,466	3,252	0	5,156	0	0	2,636	49,974	36,110	3,322	89,406
10,415	0	0	3,243	0	0	51	30,426	16,122	2,766	49,314
47,031	0	0	390	0	0	92	509,385	374,819	97,404	981,608
70,912	3,252	0	8,789	0	0	2,779	589,785	427,051	103,492	1,120,328
70,912	3,252	0	8,789	0	0	2,779	589,785	427,051	103,492	1,120,328
8,649	1,175	0	0	3,336	2,716	604	41,455	31,927	1,264	74,646
8,649	1,175	0	0	3,336	2,716	604	41,455	31,927	1,264	74,646
8,649	1,175	0	0	3,336	2,716	604	41,455	31,927	1,264	74,646
7,104	5,303	0	0	0	0	0	22,380	7,807	231	30,418
25,015	0	0	0	0	0	0	44,518	25,261	333	70,112
32,119	5,303	0	0	0	0	0	66,898	33,068	564	100,530
0	0	0	0	0	0	0	2,715	22,434	7,064	32,213
0	0	0	0	0	0	0	2,715	22,434	7,064	32,213
32,119	5,303	0	0	0	0	0	69,613	55,502	7,628	132,743
0	420	0	0	320	6,541	0	21,508	10,092	0	31,600
4,407	0	0	0	1,309	0	6,541	33,432	18,811	0	52,243
23,299	0	0	0	63	6,541	2,361	98,631	123,997	0	222,628
27,706	420	0	0	1,692	13,082	8,902	153,571	152,900	0	306,471
0	0	0	0	0	0	0	3,671	22,112	13,373	39,156
0	0	0	0	0	0	0	14,185	74,887	30,549	119,621
0	0	0	0	0	0	0	4,815	26,113	14,812	45,740
0	0	0	0	0	0	0	4,968	7,407	2,463	14,838
0	0	0	0	0	0	0	1,680	6,364	9,043	17,087
0	0	0	0	0	0	0	29,319	136,883	70,240	236,442
27,706	420	0	0	1,692	13,082	8,902	182,890	289,783	70,240	542,913
34,678	5,030	0	0	5,604	5,511	0	129,778	85,094	2,835	217,707
34,678	5,030	0	0	5,604	5,511	0	129,778	85,094	2,835	217,707
34,678	5,030	0	0	5,604	5,511	0	129,778	85,094	2,835	217,707
8,453	722	0	680	597	5,915	2,171	152,025	137,264	4,980	294,269
8,453	722	0	680	597	5,915	2,171	152,025	137,264	4,980	294,269
0	0	0	0	0	0	0	4,282	26,326	10,290	40,898
0	0	0	0	0	0	0	1,880	10,002	4,276	16,158
0	0	0	0	0	0	0	6,162	36,328	14,566	57,056
8,453	722	0	680	597	5,915	2,171	158,187	173,592	19,546	351,325
66,087	1,190	15,354	0	2,551	12,545	4,272	339,823	251,888	0	591,711
66,087	1,190	15,354	0	2,551	12,545	4,272	339,823	251,888	0	591,711
66,087	1,190	15,354	0	2,551	12,545	4,272	339,823	251,888	0	591,711
18,225	0	0	605	1,405	2,631	0	47,566	25,758	1,405	74,729
15,878	37,278	0	2,790	1,405	2,631	0	88,123	15,954	845	104,922

REVENUE FOR COUNTY FUNDS

264

	COURT COSTS	ORDINANCE VIOLATION	SUPPORT FEE	BOND FEE	LATE SURRENDER	USER FEE	PRETRIAL DIVERSION	DEFERRAL FEE
CLARK								
SUPERIOR 2	16,205	0	10,398	0	0	225	0	0
COUNTY	292,012	0	0	0	0	71,707	0	0
TOTAL-COURTS OF RECORD:	341,966	0	29,290	100	0	72,032	0	0
CHARLESTOWN CITY	4,768	0	0	0	0	2,875	0	0
JEFFERSONVILLE CITY	6,507	0	0	0	0	35,490	0	0
CLARKSVILLE TOWN	13,991	0	0	0	0	4,650	0	0
TOTAL-CITY AND TOWN:	25,266	0	0	0	0	43,015	0	0
COUNTY TOTAL:	367,232	0	29,290	100	0	115,047	0	0
CLAY								
CIRCUIT	15,122	0	6,515	1,105	0	87	350	0
SUPERIOR	81,946	0	0	9,727	0	13,153	12,605	17,917
TOTAL-COURTS OF RECORD:	97,068	0	6,515	10,832	0	13,240	12,955	17,917
COUNTY TOTAL:	97,068	0	6,515	10,832	0	13,240	12,955	17,917
CLINTON								
CIRCUIT	10,660	0	9,932	1,475	0	1,367	0	0
SUPERIOR	91,447	0	180	10,920	0	61,258	0	0
TOTAL-COURTS OF RECORD:	102,107	0	10,112	12,395	0	62,625	0	0
FRANKFORT CITY	1,003	0	0	0	0	0	0	0
TOTAL-CITY AND TOWN:	1,003	0	0	0	0	0	0	0
COUNTY TOTAL:	103,110	0	10,112	12,395	0	62,625	0	0
CRAWFORD								
CIRCUIT	30,924	0	1,440	555	0	49,679	8,735	1,135
TOTAL-COURTS OF RECORD:	30,924	0	1,440	555	0	49,679	8,735	1,135
COUNTY TOTAL:	30,924	0	1,440	555	0	49,679	8,735	1,135
DAVIESS								
CIRCUIT	12,653	0	5,480	0	0	58	0	0
SUPERIOR	55,214	0	0	0	0	20,712	0	0
TOTAL-COURTS OF RECORD:	67,867	0	5,480	0	0	20,770	0	0
COUNTY TOTAL:	67,867	0	5,480	0	0	20,770	0	0
DEARBORN								
CIRCUIT & COUNTY	66,724	0	6,090	771	0	13,203	5,820	0
TOTAL-COURTS OF RECORD:	66,724	0	6,090	771	0	13,203	5,820	0
AURORA CITY	23,410	0	0	0	0	1,200	0	0
LAWRENCEBURG CITY	11,100	0	0	0	0	7,100	0	0
TOTAL-CITY AND TOWN:	34,510	0	0	0	0	8,300	0	0
COUNTY TOTAL:	101,234	0	6,090	771	0	21,503	5,820	0
DECATUR								
CIRCUIT	13,176	0	7,870	122	0	0	0	0
COUNTY	71,457	0	0	5,269	0	6,695	0	0
TOTAL-COURTS OF RECORD:	84,633	0	7,870	5,391	0	6,695	0	0
COUNTY TOTAL:	84,633	0	7,870	5,391	0	6,695	0	0
DEKALB								
CIRCUIT & SUPERIOR	131,280	0	9,850	450	1,770	13,399	34,031	0
TOTAL-COURTS OF RECORD:	131,280	0	9,850	450	1,770	13,399	34,031	0
BUTLER CITY	292	0	0	0	0	0	0	0
TOTAL-CITY AND TOWN:	292	0	0	0	0	0	0	0
COUNTY TOTAL:	131,572	0	9,850	450	1,770	13,399	34,031	0
DELAWARE								
ALL COURTS	132,649	0	9,011	0	0	142,630	67,090	0
TOTAL-COURTS OF RECORD:	132,649	0	9,011	0	0	142,630	67,090	0
MUNCIE CITY	36,098	0	0	0	0	0	0	0
YORKTOWN TOWN	38,792	0	0	0	0	0	0	0
TOTAL-CITY AND TOWN:	74,890	0	0	0	0	0	0	0
COUNTY TOTAL:	207,539	0	9,011	0	0	142,630	67,090	0

REVENUE FOR COUNTY FUNDS / TOTALS

265

ADULT PROBATION	JUVENILE PROBATION	GUARDIAN AD LITEM	PUBLIC DEFENDER	DOCUMENT FEE	INTEREST INVESTMNT	OTHER	COUNTY TOTAL	STATE TOTAL	LOCAL TOTAL	GRAND TOTAL
0	0	0	0	1,405	2,631	0	30,864	19,797	1,049	51,710
148,735	0	0	1,670	1,405	2,631	0	518,160	480,258	52,466	1,050,884
182,838	37,278	0	5,065	5,620	10,524	0	684,713	541,767	55,765	1,282,245
0	0	0	0	0	0	0	7,643	21,063	12,321	41,027
0	0	0	0	0	0	0	41,997	88,748	126,342	257,087
0	0	0	0	0	0	0	18,641	74,271	91,112	184,024
0	0	0	0	0	0	0	68,281	184,082	229,775	482,138
182,838	37,278	0	5,065	5,620	10,524	0	752,994	725,849	285,540	1,764,383
600	6,931	0	200	688	0	9,063	40,661	18,766	468	59,895
25,497	0	0	0	815	0	666	162,326	121,859	2,534	286,719
26,097	6,931	0	200	1,503	0	9,729	202,987	140,625	3,002	346,614
26,097	6,931	0	200	1,503	0	9,729	202,987	140,625	3,002	346,614
0	0	0	11,428	7,360	23,582	1,984	67,598	16,005	652	84,255
4,093	0	0	512	309	0	80	168,799	172,283	3,284	344,366
4,093	0	0	11,940	7,669	23,392	2,064	236,397	188,288	3,936	428,621
0	0	0	0	0	0	0	1,003	4,184	3,775	8,962
0	0	0	0	0	0	0	1,003	4,184	3,775	8,962
4,093	0	0	11,940	7,669	23,392	2,064	237,400	192,472	7,711	437,583
23,093	1,235	0	100	370	5,806	2,897	125,969	48,731	1,974	176,674
23,093	1,235	0	100	370	5,806	2,897	125,969	48,731	1,974	176,674
23,093	1,235	0	100	370	5,806	2,897	125,969	48,731	1,974	176,674
0	345	0	250	6,686	4,291	0	29,763	16,036	807	46,606
19,255	0	0	5,237	4,047	0	0	104,465	75,395	3,985	183,845
19,255	345	0	5,487	10,733	4,291	0	134,228	91,431	4,792	230,451
19,255	345	0	5,487	10,733	4,291	0	134,228	91,431	4,792	230,451
17,597	4,080	0	0	1,838	9,032	1,565	126,720	118,462	4,952	250,134
17,597	4,080	0	0	1,838	9,032	1,565	126,720	118,462	4,952	250,134
0	0	0	0	0	0	0	24,610	219,833	58,466	302,909
0	0	0	0	0	0	0	18,200	146,369	5,365	169,934
0	0	0	0	0	0	0	42,810	366,202	63,831	472,843
17,597	4,080	0	0	1,838	9,032	1,565	169,530	484,664	68,783	722,977
5,101	7,985	0	0	1,346	5,188	3,351	44,139	16,147	407	60,693
27,550	0	0	0	243	0	127	111,341	148,928	10,021	270,290
32,651	7,985	0	0	1,589	5,188	3,478	155,480	165,075	10,428	330,983
32,651	7,985	0	0	1,589	5,188	3,478	155,480	165,075	10,428	330,983
27,163	1,240	0	25	2,894	10,571	3,155	235,828	316,003	0	551,831
27,163	1,240	0	25	2,894	10,571	3,155	235,828	316,003	0	551,831
0	0	0	0	0	0	0	292	2,394	732	3,418
0	0	0	0	0	0	0	292	2,394	732	3,418
27,163	1,240	0	25	2,894	10,571	3,155	236,120	318,397	732	555,249
13,664	3,150	0	4,977	14,588	651	2,225	390,635	195,714	8,466	594,815
13,664	3,150	0	4,977	14,588	651	2,225	390,635	195,714	8,466	594,815
0	0	0	0	0	0	0	36,098	184,516	115,723	336,337
0	0	0	0	0	0	0	38,792	250,988	114,324	404,104
0	0	0	0	0	0	0	74,890	435,504	230,047	740,441
13,664	3,150	0	4,977	14,588	651	2,225	465,525	631,218	238,513	1,335,256

REVENUE FOR COUNTY FUNDS

266

	COURT COSTS	ORDINANCE VIOLATION	SUPPORT FEE	BOND FEE	LATE SURRENDER	USER FEE	PRETRIAL DIVERSION	DEFERRAL FEE
DUBOIS								
CIRCUIT	17,814	0	7,004	0	0	450	0	0
SUPERIOR	103,333	0	0	0	0	8,568	0	0
TOTAL-COURTS OF RECORD:	121,147	0	7,004	0	0	9,018	0	0
COUNTY TOTAL:	121,147	0	7,004	0	0	9,018	0	0
ELKHART								
CIRCUIT	30,449	0	15,190	70	5,000	108	0	0
SUPERIOR 1 & 2	51,970	0	16,415	285	0	1,863	0	0
SUPERIOR 3	18,004	0	0	485	5,600	150	0	0
CO. - ELKHART DIV.	88,215	0	0	2,690	0	66,134	0	0
CO. - GOSHEN DIV.	272,931	6,592	0	626	25,100	60,379	0	0
TOTAL-COURTS OF RECORD:	461,569	6,592	31,605	4,156	35,700	128,634	0	0
ELKHART CITY	67,998	0	0	0	0	11,180	0	0
GOSHEN CITY	38,306	0	0	0	0	0	0	0
NAPPANEE CITY	4,424	0	0	5	0	1,910	0	0
TOTAL-CITY AND TOWN:	110,728	0	0	5	0	13,090	0	0
COUNTY TOTAL:	572,297	6,592	31,605	4,161	35,700	141,724	0	0
FAYETTE								
CIRCUIT & SUPERIOR	84,128	0	5,694	0	0	17,721	0	0
TOTAL-COURTS OF RECORD:	84,128	0	5,694	0	0	17,721	0	0
COUNTY TOTAL:	84,128	0	5,694	0	0	17,721	0	0
FLOYD								
ALL COURTS	132,052	0	980	11,795	0	404,212	61,194	0
TOTAL-COURTS OF RECORD:	132,052	0	980	11,795	0	404,212	61,194	0
COUNTY TOTAL:	132,052	0	980	11,795	0	404,212	61,194	0
FOUNTAIN								
CIRCUIT	34,777	0	4,157	8,650	0	4,858	420	770
TOTAL-COURTS OF RECORD:	34,777	0	4,157	8,650	0	4,858	420	770
ATTICA CITY	12,355	0	0	0	0	300	0	1,840
TOTAL-CITY AND TOWN:	12,355	0	0	0	0	300	0	1,840
COUNTY TOTAL:	47,132	0	4,157	8,650	0	5,158	420	2,610
FRANKLIN								
CIRCUIT	59,361	0	2,080	0	0	9,122	13,000	0
TOTAL-COURTS OF RECORD:	59,361	0	2,080	0	0	9,122	13,000	0
COUNTY TOTAL:	59,361	0	2,080	0	0	9,122	13,000	0
FULTON								
CIRCUIT	13,905	0	6,270	0	7,500	36	575	0
COUNTY	84,065	0	0	895	0	7,513	23,025	0
TOTAL-COURTS OF RECORD:	97,970	0	6,270	895	7,500	7,549	23,600	0
COUNTY TOTAL:	97,970	0	6,270	895	7,500	7,549	23,600	0
GIBSON								
CIRCUIT	11,705	0	860	0	0	15,069	0	0
SUPERIOR	132,172	0	60	0	0	24,619	0	0
TOTAL-COURTS OF RECORD:	143,877	0	920	0	0	39,688	0	0
COUNTY TOTAL:	143,877	0	920	0	0	39,688	0	0
GRANT								
CIRCUIT	17,778	0	1,710	0	0	5,319	0	0
SUPERIOR 1	18,849	0	1,675	0	0	0	0	0
SUPERIOR 2	8,965	0	2,825	0	0	33	0	0
COUNTY	96,825	0	0	26,802	0	23,703	0	0
TOTAL-COURTS OF RECORD:	142,417	0	6,210	26,802	0	29,055	0	0
GAS CITY	24,693	0	0	0	0	0	0	0
MARION CITY	18,069	0	0	0	0	0	0	0
TOTAL-CITY AND TOWN:	42,762	0	0	0	0	0	0	0
COUNTY TOTAL:	185,179	0	6,210	26,802	0	29,055	0	0

REVENUE FOR COUNTY FUNDS / TOTALS

267

ADULT PROBATION	JUVENILE PROBATION	GUARDIAN AD LITEM	PUBLIC DEFENDER	DOCUMENT FEE	INTEREST INVESTMNT	OTHER	COUNTY TOTAL	STATE TOTAL	LOCAL TOTAL	GRAND TOTAL
895	1,005	0	0	3,392	0	1,648	32,208	20,689	106	53,003
19,020	0	0	0	59	0	4	130,984	149,890	3,634	284,508
19,915	1,005	0	0	3,451	0	1,652	163,192	170,579	3,740	337,511
19,915	1,005	0	0	3,451	0	1,652	163,192	170,579	3,740	337,511
15,228	1,941	0	0	6,113	33,171	12,224	119,494	66,087	27,694	213,275
18,337	0	0	0	8,123	3,530	3,591	104,114	56,379	0	160,493
5,978	0	0	881	853	9,470	692	42,113	23,219	0	65,332
23,820	0	0	0	749	0	67	181,675	157,920	0	339,595
74,093	0	0	446	180	2,172	3	442,522	583,001	0	1,025,523
137,456	1,941	0	1,327	16,018	48,343	16,577	889,918	886,606	27,694	1,804,218
0	0	0	0	0	0	0	79,178	402,022	216,737	697,937
0	0	0	0	0	0	0	38,306	339,105	175,949	553,360
0	0	0	0	0	0	0	6,339	36,194	10,527	53,060
0	0	0	0	0	0	0	123,823	777,321	403,213	1,304,357
137,456	1,941	0	1,327	16,018	48,343	16,577	1,013,741	1,663,927	430,907	3,108,575
20,889	1,259	435	4,008	1,609	1,630	1,985	139,358	190,989	2,553	332,900
20,889	1,259	435	4,008	1,609	1,630	1,985	139,358	190,989	2,553	332,900
20,889	1,259	435	4,008	1,609	1,630	1,985	139,358	190,989	2,553	332,900
45,637	8,265	0	0	3,746	33,625	4,469	705,975	183,220	15,910	905,105
45,637	8,265	0	0	3,746	33,625	4,469	705,975	183,220	15,910	905,105
45,637	8,265	0	0	3,746	33,625	4,469	705,975	183,220	15,910	905,105
16,052	0	0	0	2,013	1,974	0	73,671	48,080	0	121,751
16,052	0	0	0	2,013	1,974	0	73,671	48,080	0	121,751
0	0	0	0	0	0	0	14,495	125,776	35,000	175,271
0	0	0	0	0	0	0	14,495	125,776	35,000	175,271
16,052	0	0	0	2,013	1,974	0	88,166	173,856	35,000	297,022
15,304	2,965	0	0	0	5,546	3,994	111,372	93,919	3,789	209,080
15,304	2,965	0	0	0	5,546	3,994	111,372	93,919	3,789	209,080
15,304	2,965	0	0	0	5,546	3,994	111,372	93,919	3,789	209,080
15,499	3,108	0	0	1,047	5,217	0	53,157	14,356	0	67,513
23,249	0	0	0	0	0	0	138,747	139,654	0	278,401
38,748	3,108	0	0	1,047	5,217	0	191,904	154,010	0	345,914
38,748	3,108	0	0	1,047	5,217	0	191,904	154,010	0	345,914
0	1,888	1,125	0	3,124	10,734	1,178	45,683	27,766	747	74,196
31,934	0	100	0	211	0	0	189,096	179,886	0	368,982
31,934	1,888	1,225	0	3,335	10,734	1,178	234,779	207,652	747	443,178
31,934	1,888	1,225	0	3,335	10,734	1,178	234,779	207,652	747	443,178
0	0	0	0	542	0	27	25,376	18,478	0	43,854
6,500	0	0	0	9	0	48	27,081	18,864	0	45,945
7,335	8,482	0	0	17	0	0	27,657	9,172	0	36,829
0	0	0	0	0	0	0	147,330	149,398	28,789	325,517
13,835	8,482	0	0	568	0	75	227,444	195,912	28,789	452,145
0	0	0	0	0	0	0	24,693	172,731	59,718	257,142
0	0	0	0	0	0	0	18,069	93,449	74,553	186,071
0	0	0	0	0	0	0	42,762	266,180	134,271	443,213
13,835	8,482	0	0	568	0	75	270,206	462,092	163,060	895,358

REVENUE FOR COUNTY FUNDS

268

	COURT COSTS	ORDINANCE VIOLATION	SUPPORT FEE	BOND FEE	LATE SURRENDER	USER FEE	PRETRIAL DIVERSION	DEFERRAL FEE
GREENE								
CIRCUIT	10,644	0	2,110	930	0	126	510	0
SUPERIOR	81,765	0	290	5,797	0	20,717	19,459	6,675
TOTAL-COURTS OF RECORD:	92,409	0	2,400	6,727	0	20,843	19,969	6,675
COUNTY TOTAL:	92,409	0	2,400	6,727	0	20,843	19,969	6,675
HAMILTON								
CIRCUIT	19,429	0	5,830	195	0	402	0	0
SUPERIOR 1	26,459	0	5,510	100	0	117	0	0
SUPERIOR 2	14,911	0	5,730	100	0	90	0	0
SUPERIOR 3	19,402	0	1,790	450	180	0	0	0
COUNTY	174,595	0	0	3,768	25,600	128,829	0	0
TOTAL-COURTS OF RECORD:	254,796	0	18,860	4,613	25,780	129,438	0	0
CARMEL CITY	28,848	0	0	0	0	9,112	6,495	0
NOBLESVILLE CITY	16,188	0	0	0	0	0	0	0
TOTAL-CITY AND TOWN:	45,036	0	0	0	0	9,112	6,495	0
COUNTY TOTAL:	299,832	0	18,860	4,613	25,780	138,550	6,495	0
HANCOCK								
ALL COURTS	212,043	0	5,165	0	0	215,213	12,589	16,585
TOTAL-COURTS OF RECORD:	212,043	0	5,165	0	0	215,213	12,589	16,585
COUNTY TOTAL:	212,043	0	5,165	0	0	215,213	12,589	16,585
HARRISON								
CIRCUIT	17,614	0	7,015	2,095	0	60	0	0
COUNTY	65,954	0	0	0	0	176,283	28,505	0
TOTAL-COURTS OF RECORD:	83,568	0	7,015	2,095	0	176,343	28,505	0
COUNTY TOTAL:	83,568	0	7,015	2,095	0	176,343	28,505	0
HENDRICKS								
ALL COURTS	181,524	0	14,490	3,984	0	80,040	2,480	0
TOTAL-COURTS OF RECORD:	181,524	0	14,490	3,984	0	80,040	2,480	0
PLAINFIELD TOWN	28,804	0	0	0	0	45	0	0
TOTAL-CITY AND TOWN:	28,804	0	0	0	0	45	0	0
COUNTY TOTAL:	210,328	0	14,490	3,984	0	80,085	2,480	0
HENRY								
CIRCUIT	20,979	0	16,376	0	0	300	0	0
SUPERIOR 1	6,255	0	16,545	50	0	0	0	0
SUPERIOR 2	96,296	0	20	0	500	25,150	21,320	0
TOTAL-COURTS OF RECORD:	123,530	0	32,941	50	500	25,450	21,320	0
KNIGHTSTOWN TOWN	22,203	0	0	0	0	14,218	11,000	0
TOTAL-CITY AND TOWN:	22,203	0	0	0	0	14,218	11,000	0
COUNTY TOTAL:	145,733	0	32,941	50	500	39,668	32,320	0
HOWARD								
CIRCUIT	17,334	0	8,980	3,260	0	6,325	820	0
SUPERIOR 1	27,637	0	10,192	3,705	612	1,499	2,550	0
SUPERIOR 2	14,983	0	9,668	80	0	903	1,500	0
COUNTY	207,228	75	0	0	0	173,389	153,290	0
TOTAL-COURTS OF RECORD:	267,182	75	28,840	7,045	612	182,116	158,160	0
COUNTY TOTAL:	267,182	75	28,840	7,045	612	182,116	158,160	0
HUNTINGTON								
CIRCUIT & SUPERIOR	143,303	0	9,325	9,212	0	0	0	0
TOTAL-COURTS OF RECORD:	143,303	0	9,325	9,212	0	0	0	0
ROANOKE TOWN	22,102	0	0	0	0	0	0	0
TOTAL-CITY AND TOWN:	22,102	0	0	0	0	0	0	0
COUNTY TOTAL:	165,405	0	9,325	9,212	0	0	0	0
JACKSON								
CIRCUIT	29,182	0	9,315	0	0	6,432	0	0
SUPERIOR	232,365	0	9,315	0	0	99,121	23,120	0

REVENUE FOR COUNTY FUNDS / TOTALS

269

ADULT PROBATION	JUVENILE PROBATION	GUARDIAN AD LITEM	PUBLIC DEFENDER	DOCUMENT FEE	INTEREST INVESTMNT	OTHER	COUNTY TOTAL	STATE TOTAL	LOCAL TOTAL	GRAND TOTAL
1,995	870	0	3,177	1,495	3,390	5,222	30,469	12,359	679	43,507
20,166	0	0	5,769	0	0	374	161,012	139,911	5,219	306,142
22,161	870	0	8,946	1,495	3,390	5,596	191,481	152,270	5,898	349,649
22,161	870	0	8,946	1,495	3,390	5,596	191,481	152,270	5,898	349,649
14,540	13,641	0	0	8,473	39,767	16,458	118,735	32,819	1,240	152,794
8,509	0	0	0	2,929	0	301	43,925	29,250	1,688	74,863
12,472	0	0	0	5,165	0	534	39,002	16,113	951	56,066
15,474	0	0	0	341	0	76	37,713	23,163	1,238	62,114
138,763	0	0	100	187	0	109	471,951	429,189	57,198	958,338
189,758	13,641	0	100	17,095	39,767	17,478	711,326	530,534	62,315	1,304,175
0	0	0	0	0	0	3	44,458	247,560	117,268	409,286
0	0	0	0	0	0	280	16,468	96,585	95,372	208,425
0	0	0	0	0	0	283	60,926	344,145	212,640	617,711
189,758	13,641	0	100	17,095	39,767	17,761	772,252	874,679	274,955	1,921,886
34,914	20	0	17,325	15,782	4,170	0	533,806	298,990	13,534	846,330
34,914	20	0	17,325	15,782	4,170	0	533,806	298,990	13,534	846,330
34,914	20	0	17,325	15,782	4,170	0	533,806	298,990	13,534	846,330
10,770	6,471	0	0	0	6,394	4,827	55,246	24,454	1,124	80,824
11,445	0	0	440	0	0	1,464	284,091	118,287	0	402,378
22,215	6,471	0	440	0	6,394	6,291	339,337	142,741	1,124	483,202
22,215	6,471	0	440	0	6,394	6,291	339,337	142,741	1,124	483,202
131,031	6,374	0	0	0	14,324	36,894	471,141	398,847	11,586	881,574
131,031	6,374	0	0	0	14,324	36,894	471,141	398,847	11,586	881,574
0	0	0	0	0	0	0	28,849	214,094	76,226	319,169
0	0	0	0	0	0	0	28,849	214,094	76,226	319,169
131,031	6,374	0	0	0	14,324	36,894	499,990	612,941	87,812	1,200,743
42,908	8,283	0	100	4,831	4,740	2,289	100,806	38,118	1,396	140,320
0	0	0	0	2,046	2,098	12	27,006	6,655	420	34,081
0	0	0	210	135	3,541	0	147,172	182,037	13,045	342,254
42,908	8,283	0	310	7,012	10,379	2,301	274,984	226,810	14,861	516,655
0	0	0	0	0	0	720	48,141	131,253	44,466	223,860
0	0	0	0	0	0	720	48,141	131,253	44,466	223,860
42,908	8,283	0	310	7,012	10,379	3,021	323,125	358,063	59,327	740,515
60,586	14,509	2,381	1,850	4,167	5,765	1,694	127,671	28,040	656	156,367
0	0	75	0	2,404	0	0	48,674	33,299	933	82,906
0	0	0	0	1,426	0	0	28,560	15,446	469	44,475
0	0	0	12,332	1,190	0	13,071	560,575	325,663	16,336	902,574
60,586	14,509	2,456	14,182	9,187	5,765	14,765	765,480	402,448	18,394	1,186,322
60,586	14,509	2,456	14,182	9,187	5,765	14,765	765,480	402,448	18,394	1,186,322
31,469	945	0	0	1,274	9,372	0	204,900	358,766	9,465	573,131
31,469	945	0	0	1,274	9,372	0	204,900	358,766	9,465	573,131
0	0	0	0	0	0	0	22,102	263,338	54,905	340,345
0	0	0	0	0	0	0	22,102	263,338	54,905	340,345
31,469	945	0	0	1,274	9,372	0	227,002	622,104	64,370	913,476
23,515	6,491	0	0	2,160	2,373	5,951	85,419	41,071	902	127,392
18,213	0	0	0	1,570	2,376	0	386,080	524,026	7,186	917,292

REVENUE FOR COUNTY FUNDS

270

	COURT COSTS	ORDINANCE VIOLATION	SUPPORT FEE	BOND FEE	LATE SURRENDER	USER FEE	PRETRIAL DIVERSION	DEFERRAL FEE
JACKSON								
TOTAL-COURTS OF RECORD:	261,547	0	18,630	0	0	105,553	23,120	0
COUNTY TOTAL:	261,547	0	18,630	0	0	105,553	23,120	0
JASPER								
CIRCUIT	9,481	0	4,050	0	0	318	0	0
SUPERIOR 1 & 2	97,035	0	0	4,375	0	94,771	11,185	20,030
TOTAL-COURTS OF RECORD:	106,516	0	4,050	4,375	0	95,089	11,185	20,030
DEMOTTE TOWN	1,417	0	0	0	0	0	0	0
WHEATFIELD TOWN	178	0	0	0	0	0	0	0
TOTAL-CITY AND TOWN:	1,595	0	0	0	0	0	0	0
COUNTY TOTAL:	108,111	0	4,050	4,375	0	95,089	11,185	20,030
JAY								
CIRCUIT	7,763	0	7,910	0	0	50	0	0
SUPERIOR	19,777	0	0	0	1,300	538	4,298	0
TOTAL-COURTS OF RECORD:	27,540	0	7,910	0	1,300	588	4,298	0
DUNKIRK CITY	1,293	0	0	0	0	0	0	0
PORTLAND CITY	15,904	0	0	0	0	0	0	0
TOTAL-CITY AND TOWN:	17,197	0	0	0	0	0	0	0
COUNTY TOTAL:	44,737	0	7,910	0	1,300	588	4,298	0
JEFFERSON								
CIRCUIT & COUNTY	84,282	0	3,300	0	0	17,261	4,180	4,460
TOTAL-COURTS OF RECORD:	84,282	0	3,300	0	0	17,261	4,180	4,460
COUNTY TOTAL:	84,282	0	3,300	0	0	17,261	4,180	4,460
JENNINGS								
CIRCUIT	28,098	0	2,995	5,823	0	23,613	0	0
TOTAL-COURTS OF RECORD:	28,098	0	2,995	5,823	0	23,613	0	0
NORTH VERNON CITY	10,443	0	0	0	0	19,828	0	0
TOTAL-CITY AND TOWN:	10,443	0	0	0	0	19,828	0	0
COUNTY TOTAL:	38,541	0	2,995	5,823	0	43,441	0	0
JOHNSON								
ALL COURTS	118,235	0	4,805	77	0	125,746	29,975	0
TOTAL-COURTS OF RECORD:	118,235	0	4,805	77	0	125,746	29,975	0
FRANKLIN CITY	19,653	0	0	0	0	6,700	0	0
GREENWOOD CITY	18,960	0	0	0	0	5,500	0	0
NEW WHITELAND TOWN	28,440	0	0	0	0	5,256	0	0
TOTAL-CITY AND TOWN:	67,053	0	0	0	0	17,456	0	0
COUNTY TOTAL:	185,288	0	4,805	77	0	143,202	29,975	0
KNOX								
ALL COURTS	171,140	0	1,778	6	0	1,000	109,138	0
TOTAL-COURTS OF RECORD:	171,140	0	1,778	6	0	1,000	109,138	0
BICKNELL CITY	2,640	0	0	0	0	0	0	0
TOTAL-CITY AND TOWN:	2,640	0	0	0	0	0	0	0
COUNTY TOTAL:	173,780	0	1,778	6	0	1,000	109,138	0
KOSCIUSKO								
CIRCUIT	28,464	0	15,465	0	0	171	0	0
SUPERIOR	20,133	0	9,175	90	0	378	0	0
COUNTY	173,618	0	0	0	6,580	46,923	0	0
TOTAL-COURTS OF RECORD:	222,215	0	24,640	90	6,580	47,472	0	0
COUNTY TOTAL:	222,215	0	24,640	90	6,580	47,472	0	0
LAGRANGE								
CIRCUIT	10,804	0	5,060	0	0	1,200	0	0
SUPERIOR	79,333	13	700	0	0	14,185	0	0
TOTAL-COURTS OF RECORD:	90,137	13	5,760	0	0	15,385	0	0
COUNTY TOTAL:	90,137	13	5,760	0	0	15,385	0	0
LAKE								
CIR, SUP 7, 8 & 9	930,613	6,382	97,185	1,819	793	510,040	0	0

REVENUE FOR COUNTY FUNDS / TOTALS

271

ADULT PROBATION	JUVENILE PROBATION	GUARDIAN AD LITEM	PUBLIC DEFENDER	DOCUMENT FEE	INTEREST INVESTMNT	OTHER	COUNTY TOTAL	STATE TOTAL	LOCAL TOTAL	GRAND TOTAL
41,728	6,491	0	0	3,730	4,749	5,951	471,499	565,097	8,088	1,044,684
41,728	6,491	0	0	3,730	4,749	5,951	471,499	565,097	8,088	1,044,684
2,730	0	0	0	4,193	9,105	2,430	32,307	16,186	293	48,786
49,340	0	0	0	4,264	0	135	281,135	174,483	6,551	462,169
52,070	0	0	0	8,457	9,105	2,565	313,442	190,669	6,844	510,955
0	0	0	0	0	0	0	1,417	6,294	3,402	11,113
0	0	0	0	0	0	0	178	846	439	1,463
0	0	0	0	0	0	0	1,595	7,140	3,841	12,576
52,070	0	0	0	8,457	9,105	2,565	315,037	197,809	10,685	523,531
16,612	115	0	0	2,666	0	3,226	38,342	13,156	495	51,993
0	0	0	0	592	0	0	26,505	39,442	2,562	68,509
16,612	115	0	0	3,258	0	3,226	64,847	52,598	3,057	120,502
0	0	0	0	0	0	0	1,293	7,565	3,724	12,582
0	0	0	0	0	0	0	15,904	95,342	37,656	148,902
0	0	0	0	0	0	0	17,197	102,907	41,380	161,484
16,612	115	0	0	3,258	0	3,226	82,044	155,505	44,437	281,986
11,777	790	1,600	0	0	2,573	0	130,223	134,018	5,685	269,926
11,777	790	1,600	0	0	2,573	0	130,223	134,018	5,685	269,926
11,777	790	1,600	0	0	2,573	0	130,223	134,018	5,685	269,926
28,022	1,062	0	0	1,490	838	5,029	96,970	52,585	1,030	150,585
28,022	1,062	0	0	1,490	838	5,029	96,970	52,585	1,030	150,585
0	0	0	0	0	0	0	30,271	58,539	23,266	112,076
0	0	0	0	0	0	0	30,271	58,539	23,266	112,076
28,022	1,062	0	0	1,490	838	5,029	127,241	111,124	24,296	262,661
66,408	13,836	0	0	17,314	53,185	7,030	436,611	191,341	3,656	631,608
66,408	13,836	0	0	17,314	53,185	7,030	436,611	191,341	3,656	631,608
0	0	0	0	0	0	0	26,353	143,958	46,398	216,709
0	0	0	0	0	0	0	24,460	117,972	45,495	187,927
0	0	0	0	0	0	0	33,696	200,066	70,200	303,962
0	0	0	0	0	0	0	84,509	461,996	162,093	708,598
66,408	13,836	0	0	17,314	53,185	7,030	521,120	653,337	165,749	1,340,206
0	0	0	0	915	13,111	3,460	300,548	227,776	10,924	539,248
0	0	0	0	915	13,111	3,460	300,548	227,776	10,924	539,248
0	0	0	0	0	0	0	2,640	14,169	6,038	22,847
0	0	0	0	0	0	0	2,640	14,169	6,038	22,847
0	0	0	0	915	13,111	3,460	303,188	241,945	16,962	562,095
7,005	0	0	0	9,539	26,268	0	86,912	35,216	1,816	123,944
6,933	506	0	0	1,503	0	0	38,718	27,218	1,285	67,221
14,165	0	0	0	63	0	0	241,349	336,431	12,232	590,012
28,103	506	0	0	11,105	26,268	0	366,979	398,865	15,333	781,177
28,103	506	0	0	11,105	26,268	0	366,979	398,865	15,333	781,177
7,212	6,583	0	0	675	8,394	0	39,928	19,620	334	59,882
20,558	0	0	0	230	0	0	115,019	256,636	2,454	374,109
27,770	6,583	0	0	905	8,394	0	154,947	276,256	2,788	433,991
27,770	6,583	0	0	905	8,394	0	154,947	276,256	2,788	433,991
60,624	0	0	700	793	204,500	88,751	1,902,200	1,443,651	59,401	3,405,252

REVENUE FOR COUNTY FUNDS

272

	COURT COSTS	ORDINANCE VIOLATION	SUPPORT FEE	BOND FEE	LATE SURRENDER	USER FEE	PRETRIAL DIVERSION	DEFERRAL FEE
LAKE								
SUPERIOR, CIV 1 & 5	58,872	0	0	0	0	0	0	0
SUPERIOR, CIV 2	44,283	0	0	0	0	0	0	0
SUP. CIV. 3,4 & JUV	162,825	0	0	0	0	0	0	0
SUP CRIM 1, 2, 3 & 4	17,974	0	0	27,565	0	5,435	0	0
TOTAL-COURTS OF RECORD:	1,214,567	6,382	97,185	29,384	793	515,475	0	0
CROWN POINT CITY	7,982	0	0	285	0	1,000	0	0
EAST CHICAGO CITY	18,747	0	0	0	0	5,200	0	0
GARY CITY	46,873	0	0	0	0	600	0	0
HAMMOND CITY	69,509	0	0	0	0	0	0	0
HOBART CITY	12,861	0	0	0	0	7,000	0	0
LAKE STATION CITY	7,271	0	0	0	0	2,500	0	0
WHITING CITY	1,581	0	0	0	0	1,700	0	0
TOTAL-CITY AND TOWN:	164,824	0	0	285	0	18,000	0	0
COUNTY TOTAL:	1,379,391	6,382	97,185	29,669	793	533,475	0	0
LAPORTE								
CIRCUIT	26,817	0	11,640	1,700	0	51,700	0	0
SUPERIOR 1	21,944	0	5,135	200	0	43,070	0	0
SUPERIOR 2	11,133	0	4,768	0	0	18	0	0
SUPERIOR 3	199,764	0	0	0	0	2,360	650	0
SUPERIOR 4	162,751	0	0	0	1,600	13,071	8,015	1,620
TOTAL-COURTS OF RECORD:	422,409	0	21,543	1,900	1,600	110,219	8,665	1,620
COUNTY TOTAL:	422,409	0	21,543	1,900	1,600	110,219	8,665	1,620
LAWRENCE								
CIRCUIT	18,913	0	8,473	0	0	424	0	0
SUPERIOR	8,497	0	3,807	0	0	191	0	0
COUNTY	137,076	0	0	0	0	74,794	0	0
TOTAL-COURTS OF RECORD:	164,486	0	12,280	0	0	75,409	0	0
COUNTY TOTAL:	164,486	0	12,280	0	0	75,409	0	0
MADISON								
ALL COURTS	177,041	0	42,307	12,745	0	1,657	0	0
TOTAL-COURTS OF RECORD:	177,041	0	42,307	12,745	0	1,657	0	0
ALEXANDRIA CITY-N/R	0	0	0	0	0	0	0	0
ANDERSON CITY	52,654	0	0	0	0	0	0	0
ELWOOD CITY	15,727	0	0	0	0	4,277	0	0
EDGEWOOD TOWN	26,052	0	0	0	0	16,200	0	0
TOTAL-CITY AND TOWN:	94,433	0	0	0	0	20,477	0	0
COUNTY TOTAL:	271,474	0	42,307	12,745	0	22,134	0	0
MARION								
CIR, SUP, PROB & JUV	694,615	0	150,610	1,120	76,000	1,813	600	0
MUNICIPAL	2,071,682	14,566	0	24,519	0	526,960	610,604	382
TOTAL-COURTS OF RECORD:	2,766,297	14,566	150,610	25,639	76,000	528,773	611,204	382
COUNTY TOTAL:	2,766,297	14,566	150,610	25,639	76,000	528,773	611,204	382
MARSHALL								
ALL COURTS	243,748	0	9,964	0	2,800	24,238	19,520	0
TOTAL-COURTS OF RECORD:	243,748	0	9,964	0	2,800	24,238	19,520	0
COUNTY TOTAL:	243,748	0	9,964	0	2,800	24,238	19,520	0
MARTIN								
CIRCUIT	32,974	0	2,152	4,334	848	13,676	5,100	2,425
TOTAL-COURTS OF RECORD:	32,974	0	2,152	4,334	848	13,676	5,100	2,425
COUNTY TOTAL:	32,974	0	2,152	4,334	848	13,676	5,100	2,425
MIAMI								
CIRCUIT	23,542	0	3,010	3,695	2,000	14,973	0	0
SUPERIOR	27,041	0	3,490	5,512	1,500	42,286	0	0
TOTAL-COURTS OF RECORD:	50,583	0	6,500	9,207	3,500	57,259	0	0

REVENUE FOR COUNTY FUNDS / TOTALS

273

ADULT PROBATION	JUVENILE PROBATION	GUARDIAN AD LITEM	PUBLIC DEFENDER	DOCUMENT FEE	INTEREST INVESTMNT	OTHER	COUNTY TOTAL	STATE TOTAL	LOCAL TOTAL	GRAND TOTAL
0	0	0	0	5,963	8,450	0	73,285	62,631	3,758	139,674
0	0	0	0	7,137	17,582	0	69,002	47,298	2,865	119,165
0	12,526	0	0	0	23,444	0	198,795	183,622	10,393	392,810
0	0	0	44,530	0	46,014	7,777	149,295	57,471	1,147	207,913
60,624	12,526	0	45,230	13,893	299,990	96,528	2,392,577	1,794,673	77,564	4,264,814
0	0	0	0	0	0	0	9,267	51,514	33,903	94,684
0	0	0	0	0	0	0	23,947	80,535	63,493	167,975
0	0	0	0	15,998	0	0	63,471	291,884	245,784	601,139
0	0	0	0	0	0	0	69,509	314,008	175,981	559,498
0	0	0	0	0	0	0	19,861	73,479	29,664	123,004
0	0	0	0	0	0	0	9,771	43,537	17,143	70,451
0	0	0	0	0	0	0	3,281	11,468	5,220	19,969
0	0	0	0	15,998	0	0	199,107	866,425	571,188	1,636,720
60,624	12,526	0	45,230	29,891	299,990	96,528	2,591,684	2,661,098	648,752	5,901,534
5,180	7,262	0	0	2,951	11,242	0	118,492	28,701	1,712	148,905
6,840	0	0	0	1,580	0	0	78,769	23,365	1,401	103,535
330	1,240	0	0	337	0	0	17,826	11,884	711	30,421
3,611	0	0	0	204	0	431	207,020	462,660	14,949	684,629
44,720	0	0	0	342	0	270	232,389	355,871	13,041	601,301
60,681	8,502	0	0	5,414	11,242	701	654,496	882,481	31,814	1,568,791
60,681	8,502	0	0	5,414	11,242	701	654,496	882,481	31,814	1,568,791
6,642	9,594	0	0	7,112	5,292	0	56,450	23,559	585	80,594
2,984	0	0	0	0	0	0	15,479	8,985	263	24,727
28,877	0	0	0	39	0	0	240,786	191,333	4,239	436,358
38,503	9,594	0	0	7,151	5,292	0	312,715	223,877	5,087	541,679
38,503	9,594	0	0	7,151	5,292	0	312,715	223,877	5,087	541,679
76,910	20,234	0	3,612	14,727	25,690	0	374,923	199,931	11,301	586,155
76,910	20,234	0	3,612	14,727	25,690	0	374,923	199,931	11,301	586,155
0	0	0	0	0	0	0	0	0	0	0
0	0	0	0	0	0	0	52,654	285,331	325,555	663,540
14,979	0	0	0	0	0	0	34,983	107,634	33,511	176,128
30,495	0	0	0	0	0	0	72,747	200,675	59,730	333,152
45,474	0	0	0	0	0	0	160,384	593,640	418,796	1,172,820
122,384	20,234	0	3,612	14,727	25,690	0	535,307	793,571	430,097	1,758,975
0	29,823	0	375	167,055	393,000	0	1,515,011	934,483	120,315	2,569,809
548,351	0	1,592	0	287	54,679	99,055	3,952,677	3,478,270	426,624	7,857,571
548,351	29,823	1,592	375	167,342	447,679	99,055	5,467,688	4,412,753	546,939	10,427,380
548,351	29,823	1,592	375	167,342	447,679	99,055	5,467,688	4,412,753	546,939	10,427,380
19,222	0	0	0	5,270	37,963	0	362,725	465,716	0	828,441
19,222	0	0	0	5,270	37,963	0	362,725	465,716	0	828,441
19,222	0	0	0	5,270	37,963	0	362,725	465,716	0	828,441
8,537	0	0	710	702	5,222	0	76,680	67,827	2,105	146,612
8,537	0	0	710	702	5,222	0	76,680	67,827	2,105	146,612
8,537	0	0	710	702	5,222	0	76,680	67,827	2,105	146,612
18,666	478	0	2,472	3,482	14,576	2,001	88,895	34,179	0	123,074
29,716	961	0	5,005	675	0	0	116,186	61,652	0	177,838
48,382	1,439	0	7,477	4,157	14,576	2,001	205,081	95,831	0	300,912

REVENUE FOR COUNTY FUNDS

274

	COURT COSTS	ORDINANCE VIOLATION	SUPPORT FEE	BOND FEE	LATE SURRENDER	USER FEE	PRETRIAL DIVERSION	DEFERRAL FEE
MIAMI								
PERU CITY	1,893	0	0	0	0	0	0	0
BUNKER HILL TOWN	25,845	0	0	0	0	17,190	0	0
TOTAL-CITY AND TOWN:	27,738	0	0	0	0	17,190	0	0
COUNTY TOTAL:	78,321	0	6,500	9,207	3,500	74,449	0	0
MONROE								
ALL COURTS	402,875	0	13,475	575	0	382,406	262,092	20,080
TOTAL-COURTS OF RECORD:	402,875	0	13,475	575	0	382,406	262,092	20,080
COUNTY TOTAL:	402,875	0	13,475	575	0	382,406	262,092	20,080
MONTGOMERY								
ALL COURTS	127,440	0	9,585	3,450	0	65,769	0	0
TOTAL-COURTS OF RECORD:	127,440	0	9,585	3,450	0	65,769	0	0
COUNTY TOTAL:	127,440	0	9,585	3,450	0	65,769	0	0
MORGAN								
ALL COURTS	94,441	0	7,785	0	0	39,750	0	0
TOTAL-COURTS OF RECORD:	94,441	0	7,785	0	0	39,750	0	0
MARTINSVILLE CITY	21,606	0	0	0	0	7,908	0	0
MOORESVILLE TOWN	27,309	0	0	0	0	0	0	0
TOTAL-CITY AND TOWN:	48,915	0	0	0	0	7,908	0	0
COUNTY TOTAL:	143,356	0	7,785	0	0	47,658	0	0
NEWTON								
CIRCUIT & SUPERIOR	60,005	0	2,120	8,072	0	51,931	1,980	9,294
TOTAL-COURTS OF RECORD:	60,005	0	2,120	8,072	0	51,931	1,980	9,294
COUNTY TOTAL:	60,005	0	2,120	8,072	0	51,931	1,980	9,294
NOBLE								
CIRCUIT *	16,630	0	5,703	0	0	48	0	0
SUPERIOR	7,743	0	2,530	0	0	63	0	190
COUNTY	113,647	0	0	0	0	9,461	14,723	0
TOTAL-COURTS OF RECORD:	138,020	0	8,233	0	0	9,572	14,723	190
CROMWELL TOWN	6,590	0	0	0	0	0	0	0
TOTAL-CITY AND TOWN:	6,590	0	0	0	0	0	0	0
COUNTY TOTAL:	144,610	0	8,233	0	0	9,572	14,723	190
OHIO								
CIRCUIT	2,083	0	0	0	0	0	0	0
SUPERIOR	11,748	0	960	0	0	5,100	675	0
TOTAL-COURTS OF RECORD:	13,831	0	960	0	0	5,100	675	0
COUNTY TOTAL:	13,831	0	960	0	0	5,100	675	0
ORANGE								
CIRCUIT	11,787	0	4,085	0	0	16,838	960	0
COUNTY	47,516	0	0	1,360	0	11,859	21,254	0
TOTAL-COURTS OF RECORD:	59,303	0	4,085	1,360	0	28,697	22,214	0
COUNTY TOTAL:	59,303	0	4,085	1,360	0	28,697	22,214	0
OWEN								
CIRCUIT	59,691	0	4,995	4,262	0	11,398	9,455	0
TOTAL-COURTS OF RECORD:	59,691	0	4,995	4,262	0	11,398	9,455	0
COUNTY TOTAL:	59,691	0	4,995	4,262	0	11,398	9,455	0
PARKE								
CIRCUIT	46,002	0	1,390	1,595	0	43,516	0	12,210
TOTAL-COURTS OF RECORD:	46,002	0	1,390	1,595	0	43,516	0	12,210
COUNTY TOTAL:	46,002	0	1,390	1,595	0	43,516	0	12,210
PERRY								
CIRCUIT	49,873	0	20	9,886	0	15,049	1,540	0
TOTAL-COURTS OF RECORD:	49,873	0	20	9,886	0	15,049	1,540	0
TELL CITY-NOT REPORT	0	0	0	0	0	0	0	0
TOTAL-CITY AND TOWN:	0	0	0	0	0	0	0	0
COUNTY TOTAL:	49,873	0	20	9,886	0	15,049	1,540	0

*Noble Circuit - reported Adult and Juvenile user fees for all courts.

REVENUE FOR COUNTY FUNDS / TOTALS

275

ADULT PROBATION	JUVENILE PROBATION	GUARDIAN AD LITEM	PUBLIC DEFENDER	DOCUMENT FEE	INTEREST INVESTMNT	OTHER	COUNTY TOTAL	STATE TOTAL	LOCAL TOTAL	GRAND TOTAL
0	0	0	0	0	0	0	1,893	14,852	4,677	21,422
0	0	0	0	0	0	0	43,035	189,077	63,400	295,512
0	0	0	0	0	0	0	44,928	203,929	68,077	316,934
48,382	1,439	0	7,477	4,157	14,576	2,001	250,009	299,760	68,077	617,846
40,047	5,248	0	2,218	21,630	42,600	0	1,193,246	709,733	12,460	1,915,439
40,047	5,248	0	2,218	21,630	42,600	0	1,193,246	709,733	12,460	1,915,439
40,047	5,248	0	2,218	21,630	42,600	0	1,193,246	709,733	12,460	1,915,439
0	0	0	0	9,866	19,243	25,114	260,467	262,151	8,597	531,215
0	0	0	0	9,866	19,243	25,114	260,467	262,151	8,597	531,215
0	0	0	0	9,866	19,243	25,114	260,467	262,151	8,597	531,215
97,967	11,885	3,900	0	3,434	7,895	0	267,057	230,616	0	497,673
97,967	11,885	3,900	0	3,434	7,895	0	267,057	230,616	0	497,673
0	0	0	0	0	0	0	29,514	96,386	43,209	169,109
0	0	0	0	0	0	0	27,309	188,385	65,473	281,167
0	0	0	0	0	0	0	56,823	284,771	108,682	450,276
97,967	11,885	3,900	0	3,434	7,895	0	323,880	515,387	108,682	947,949
15,197	0	0	45,414	2,724	2,208	88,664	287,609	129,218	1,853	418,680
15,197	0	0	45,414	2,724	2,208	88,664	287,609	129,218	1,853	418,680
15,197	0	0	45,414	2,724	2,208	88,664	287,609	129,218	1,853	418,680
100,685	3,802	160	0	0	10,360	8,543	145,931	20,326	513	166,770
0	0	0	0	0	0	3,733	14,259	7,982	239	22,480
0	0	0	0	0	0	41	137,872	346,091	3,515	487,478
100,685	3,802	160	0	0	10,360	12,317	298,062	374,399	4,267	676,728
0	0	0	0	0	0	0	6,590	52,679	16,480	75,749
0	0	0	0	0	0	0	6,590	52,679	16,480	75,749
100,685	3,802	160	0	0	10,360	12,317	304,652	427,078	20,747	752,477
0	0	0	0	0	0	0	2,083	2,083	0	4,166
4,010	80	0	0	0	0	0	22,573	28,271	0	50,844
4,010	80	0	0	0	0	0	24,656	30,354	0	55,010
4,010	80	0	0	0	0	0	24,656	30,354	0	55,010
6,331	0	0	0	2,241	9,855	0	52,097	16,809	752	69,658
19,700	0	0	0	0	0	0	101,689	67,728	3,033	172,450
26,031	0	0	0	2,241	9,855	0	153,786	84,537	3,785	242,108
26,031	0	0	0	2,241	9,855	0	153,786	84,537	3,785	242,108
27,212	2,270	0	0	76	10,304	7,149	136,812	106,402	603	243,817
27,212	2,270	0	0	76	10,304	7,149	136,812	106,402	603	243,817
27,212	2,270	0	0	76	10,304	7,149	136,812	106,402	603	243,817
18,857	6,945	0	0	86	3,681	1,910	136,192	60,378	1,549	198,119
18,857	6,945	0	0	86	3,681	1,910	136,192	60,378	1,549	198,119
18,857	6,945	0	0	86	3,681	1,910	136,192	60,378	1,549	198,119
39,955	0	0	0	369	0	15,556	132,248	91,703	3,183	227,134
39,955	0	0	0	369	0	15,556	132,248	91,703	3,183	227,134
0	0	0	0	0	0	0	0	0	0	0
0	0	0	0	0	0	0	0	0	0	0
39,955	0	0	0	369	0	15,556	132,248	91,703	3,183	227,134

REVENUE FOR COUNTY FUNDS

276

	COURT COSTS	ORDINANCE VIOLATION	SUPPORT FEE	BOND FEE	LATE SURRENDER	USER FEE	PRETRIAL DIVERSION	DEFERRAL FEE
PIKE								
CIRCUIT	40,072	0	1,190	6,550	0	13,725	0	0
TOTAL-COURTS OF RECORD:	40,072	0	1,190	6,550	0	13,725	0	0
COUNTY TOTAL:	40,072	0	1,190	6,550	0	13,725	0	0
PORTER								
ALL COURTS	599,561	0	28,351	0	0	351,466	110	0
TOTAL-COURTS OF RECORD:	599,561	0	28,351	0	0	351,466	110	0
CHESTERTON TOWN	5,082	0	0	0	0	0	0	0
TOTAL-CITY AND TOWN:	5,082	0	0	0	0	0	0	0
COUNTY TOTAL:	604,643	0	28,351	0	0	351,466	110	0
POSEY								
CIRCUIT	10,241	0	6,050	175	0	87	0	0
COUNTY	64,973	0	0	4,230	0	12,958	7,740	0
TOTAL-COURTS OF RECORD:	75,214	0	6,050	4,405	0	13,045	7,740	0
COUNTY TOTAL:	75,214	0	6,050	4,405	0	13,045	7,740	0
PULASKI								
CIRCUIT & COUNTY	44,161	0	5,140	404	0	65,123	14,970	0
TOTAL-COURTS OF RECORD:	44,161	0	5,140	404	0	65,123	14,970	0
COUNTY TOTAL:	44,161	0	5,140	404	0	65,123	14,970	0
PUTNAM								
CIRCUIT	16,632	0	5,780	0	0	159	70	0
COUNTY	91,733	0	0	0	0	14,821	4,115	0
TOTAL-COURTS OF RECORD:	108,365	0	5,780	0	0	14,980	4,185	0
COUNTY TOTAL:	108,365	0	5,780	0	0	14,980	4,185	0
RANDOLPH								
CIRCUIT	8,516	0	12,517	0	0	561	0	0
SUPERIOR	28,078	0	0	0	0	15,637	15,105	0
TOTAL-COURTS OF RECORD:	36,594	0	12,517	0	0	16,198	15,105	0
WINCHESTER CITY	7,459	0	0	0	0	975	4,020	0
UNION CITY CITY	6,487	0	0	10	0	1,740	0	0
TOTAL-CITY AND TOWN:	13,946	0	0	10	0	2,715	4,020	0
COUNTY TOTAL:	50,540	0	12,517	10	0	18,913	19,125	0
RIPLEY								
CIRCUIT	39,547	0	4,675	679	0	0	39,940	0
TOTAL-COURTS OF RECORD:	39,547	0	4,675	679	0	0	39,940	0
BATESVILLE CITY	12,461	0	0	0	0	400	0	0
VERSAILLES TOWN	13,542	0	0	0	0	0	0	0
TOTAL-CITY AND TOWN:	26,003	0	0	0	0	400	0	0
COUNTY TOTAL:	65,550	0	4,675	679	0	400	39,940	0
RUSH								
CIRCUIT	11,665	0	4,650	0	0	511	0	0
COUNTY	57,793	0	0	0	0	12,600	990	0
TOTAL-COURTS OF RECORD:	69,458	0	4,650	0	0	13,111	990	0
COUNTY TOTAL:	69,458	0	4,650	0	0	13,111	990	0
ST. JOSEPH								
ALL COURTS	733,550	0	36,936	120,769	0	346,166	109,325	0
TOTAL-COURTS OF RECORD:	733,550	0	36,936	120,769	0	346,166	109,325	0
WALKERTON TOWN	2,256	0	0	0	0	0	0	0
TOTAL-CITY AND TOWN:	2,256	0	0	0	0	0	0	0
COUNTY TOTAL:	735,806	0	36,936	120,769	0	346,166	109,325	0
SCOTT								
CIRCUIT & COUNTY	68,854	0	5,935	14,770	0	4,262	0	0
TOTAL-COURTS OF RECORD:	68,854	0	5,935	14,770	0	4,262	0	0
COUNTY TOTAL:	68,854	0	5,935	14,770	0	4,262	0	0
SHELBY								
ALL COURTS	148,631	0	3,515	17,967	0	66,053	20,625	0

REVENUE FOR COUNTY FUNDS / TOTALS

277

ADULT ROBATION	JUVENILE PROBATION	GUARDIAN AD LITEM	PUBLIC DEFENDER	DOCUMENT FEE	INTEREST INVESTMNT	OTHER	COUNTY TOTAL	STATE TOTAL	LOCAL TOTAL	GRAND TOTAL
22,186	1,835	0	1,215	2,482	7,421	965	97,641	74,721	2,558	174,920
22,186	1,835	0	1,215	2,482	7,421	965	97,641	74,721	2,558	174,920
22,186	1,835	0	1,215	2,482	7,421	965	97,641	74,721	2,558	174,920
100,639	20,661	0	0	14,902	50,888	10,423	1,177,001	1,074,122	39,438	2,290,561
100,639	20,661	0	0	14,902	50,888	10,423	1,177,001	1,074,122	39,438	2,290,561
0	0	0	0	0	0	0	5,082	48,924	14,585	68,591
0	0	0	0	0	0	0	5,082	48,924	14,585	68,591
100,639	20,661	0	0	14,902	50,888	10,423	1,182,083	1,123,046	54,023	2,359,152
3,305	2,137	0	0	0	1,325	977	24,297	10,363	0	34,660
31,499	0	0	0	1,325	0	0	122,725	109,689	120	232,534
34,804	2,137	0	0	1,325	1,325	977	147,022	120,052	120	267,194
34,804	2,137	0	0	1,325	1,325	977	147,022	120,052	120	267,194
0	0	0	4,610	1,523	1,315	1,664	138,910	41,446	2,819	183,175
0	0	0	4,610	1,523	1,315	1,664	138,910	41,446	2,819	183,175
0	0	0	4,610	1,523	1,315	1,664	138,910	41,446	2,819	183,175
2,430	3,827	0	0	5,684	3,821	0	38,403	21,270	0	59,673
12,967	0	0	1,415	1,274	0	0	126,325	156,241	0	282,566
15,397	3,827	0	1,415	6,958	3,821	0	164,728	177,511	0	342,239
15,397	3,827	0	1,415	6,958	3,821	0	164,728	177,511	0	342,239
2,760	2,423	40	3,393	4,403	1,411	1,822	37,846	14,656	544	53,046
8,380	0	0	100	108	0	0	67,408	88,982	1,792	158,182
11,140	2,423	40	3,493	4,511	1,411	1,822	105,254	103,638	2,336	211,228
0	0	0	0	0	0	0	12,454	65,688	16,242	94,384
0	0	0	0	0	0	0	8,237	46,213	17,017	71,467
0	0	0	0	0	0	0	20,691	111,901	33,259	165,851
11,140	2,423	40	3,493	4,511	1,411	1,822	125,945	215,539	35,595	377,079
29,050	7,266	0	1,199	1,495	7,954	1,807	133,612	100,638	2,524	236,774
29,050	7,266	0	1,199	1,495	7,954	1,807	133,612	100,638	2,524	236,774
0	0	0	0	0	0	0	12,861	63,571	36,102	112,534
0	0	0	0	0	0	0	13,542	88,250	38,137	139,929
0	0	0	0	0	0	0	26,403	151,821	74,239	252,463
29,050	7,266	0	1,199	1,495	7,954	1,807	160,015	252,459	76,763	489,237
2,822	3,015	0	0	2,518	9,044	0	34,225	12,790	0	47,015
21,540	0	0	0	129	0	0	93,052	120,182	0	213,234
24,362	3,015	0	0	2,647	9,044	0	127,277	132,972	0	260,249
24,362	3,015	0	0	2,647	9,044	0	127,277	132,972	0	260,249
55,412	6,452	0	31,442	15,958	31,579	20	1,487,609	1,226,094	47,448	2,761,151
55,412	6,452	0	31,442	15,958	31,579	20	1,487,609	1,226,094	47,448	2,761,151
0	0	0	0	0	0	0	2,256	11,897	7,442	21,595
0	0	0	0	0	0	0	2,256	11,897	7,442	21,595
55,412	6,452	0	31,442	15,958	31,579	20	1,489,865	1,237,991	54,890	2,782,746
6,855	0	0	0	0	3,280	3,201	107,157	134,494	4,506	246,157
6,855	0	0	0	0	3,280	3,201	107,157	134,494	4,506	246,157
6,855	0	0	0	0	3,280	3,201	107,157	134,494	4,506	246,157
38,685	9,582	0	0	15,270	3,739	1,654	325,721	228,339	4,588	558,648

REVENUE FOR COUNTY FUNDS

278

	COURT COSTS	ORDINANCE VIOLATION	SUPPORT FEE	BOND FEE	LATE SURRENDER	USER FEE	PRETRIAL DIVERSION	DEFERRAL FEE
SHELBY								
TOTAL-COURTS OF RECORD:	148,631	0	3,515	17,967	0	66,053	20,625	0
COUNTY TOTAL:	148,631	0	3,515	17,967	0	66,053	20,625	0
SPENCER								
CIRCUIT	96,645	0	3,030	0	0	8,712	0	0
TOTAL-COURTS OF RECORD:	96,645	0	3,030	0	0	8,712	0	0
ROCKPORT CITY	1,149	0	0	0	0	0	0	0
TOTAL-CITY AND TOWN:	1,149	0	0	0	0	0	0	0
COUNTY TOTAL:	97,794	0	3,030	0	0	8,712	0	0
STARKE								
CIRCUIT	30,664	0	10,315	3,565	11,600	17,713	0	0
TOTAL-COURTS OF RECORD:	30,664	0	10,315	3,565	11,600	17,713	0	0
KNOX CITY	19,152	0	0	0	0	15,868	8,682	0
TOTAL-CITY AND TOWN:	19,152	0	0	0	0	15,868	8,682	0
COUNTY TOTAL:	49,816	0	10,315	3,565	11,600	33,581	8,682	0
STEUBEN								
CIRCUIT	12,474	0	11,763	1,105	0	237	25	0
SUPERIOR	71,915	0	2,305	5,130	20,400	16,205	8,864	0
TOTAL-COURTS OF RECORD:	84,389	0	14,068	6,235	20,400	16,442	8,889	0
FREMONT TOWN	56,877	0	0	0	0	36	0	0
TOTAL-CITY AND TOWN:	56,877	0	0	0	0	36	0	0
COUNTY TOTAL:	141,266	0	14,068	6,235	20,400	16,478	8,889	0
SULLIVAN								
CIRCUIT & SUPERIOR	91,947	0	1,970	8,390	0	7,428	0	0
TOTAL-COURTS OF RECORD:	91,947	0	1,970	8,390	0	7,428	0	0
COUNTY TOTAL:	91,947	0	1,970	8,390	0	7,428	0	0
SWITZERLAND								
CIRCUIT & SUPERIOR	20,306	0	1,090	410	0	1,158	2,405	0
TOTAL-COURTS OF RECORD:	20,306	0	1,090	410	0	1,158	2,405	0
COUNTY TOTAL:	20,306	0	1,090	410	0	1,158	2,405	0
TIPPECANOE								
CIRCUIT	39,929	0	5,540	256	0	0	0	0
SUPERIOR 1	16,715	0	11,648	695	0	21	0	0
SUPERIOR 2	0	0	11,720	425	0	0	0	0
SUPERIOR 3	1,015	0	1,715	0	0	0	0	0
COUNTY 1	80,323	0	0	6,290	0	233	0	0
COUNTY 2	249,107	0	0	16,210	0	26,525	40,966	0
TOTAL-COURTS OF RECORD:	387,089	0	30,623	23,876	0	26,779	40,966	0
WEST LAFAYETTE CITY	12,593	0	0	0	0	0	0	0
TOTAL-CITY AND TOWN:	12,593	0	0	0	0	0	0	0
COUNTY TOTAL:	399,682	0	30,623	23,876	0	26,779	40,966	0
TIPTON								
CIRCUIT	14,647	0	5,265	0	0	147	9,065	0
TOTAL-COURTS OF RECORD:	14,647	0	5,265	0	0	147	9,065	0
TIPTON CITY	14,601	0	0	0	0	0	0	0
SHARPSVILLE TOWN	13,362	0	0	0	0	0	0	0
TOTAL-CITY AND TOWN:	27,963	0	0	0	0	0	0	0
COUNTY TOTAL:	42,610	0	5,265	0	0	147	9,065	0
UNION								
CIRCUIT	62,198	0	1,735	0	0	14,855	0	0
TOTAL-COURTS OF RECORD:	62,198	0	1,735	0	0	14,855	0	0
COUNTY TOTAL:	62,198	0	1,735	0	0	14,855	0	0
VANDERBURGH								
ALL COURTS	609,763	0	14,612	65,074	0	39,744	38,442	0
TOTAL-COURTS OF RECORD:	609,763	0	14,612	65,074	0	39,744	38,442	0
COUNTY TOTAL:	609,763	0	14,612	65,074	0	39,744	38,442	0

REVENUE FOR COUNTY FUNDS / TOTALS

279

ADULT PROBATION	JUVENILE PROBATION	GUARDIAN AD LITEM	PUBLIC DEFENDER	DOCUMENT FEE	INTEREST INVESTMNT	OTHER	COUNTY TOTAL	STATE TOTAL	LOCAL TOTAL	GRAND TOTAL
38,685	9,582	0	0	15,270	3,739	1,654	325,721	228,339	4,588	558,648
38,685	9,582	0	0	15,270	3,739	1,654	325,721	228,339	4,588	558,648
1,985	0	0	0	380	6,386	1,234	118,372	147,536	3,025	268,933
1,985	0	0	0	380	6,386	1,234	118,372	147,536	3,025	268,933
0	0	0	0	0	0	0	1,149	5,279	2,690	9,118
0	0	0	0	0	0	0	1,149	5,279	2,690	9,118
1,985	0	0	0	380	6,386	1,234	119,521	152,815	5,715	278,051
13,679	0	0	0	4,623	10,915	2,292	105,366	54,328	1,843	161,537
13,679	0	0	0	4,623	10,915	2,292	105,366	54,328	1,843	161,537
0	0	0	0	0	0	0	43,702	114,003	38,863	196,568
0	0	0	0	0	0	0	43,702	114,003	38,863	196,568
13,679	0	0	0	4,623	10,915	2,292	149,068	168,331	40,706	358,105
7,988	1,309	0	996	241	7,415	0	43,553	20,390	796	64,739
23,963	0	0	0	2,593	7,415	50	158,840	160,512	4,590	323,942
31,951	1,309	0	996	2,834	14,830	50	202,393	180,902	5,386	388,681
0	0	0	0	0	0	0	56,913	457,826	125,317	640,056
0	0	0	0	0	0	0	56,913	457,826	125,317	640,056
31,951	1,309	0	996	2,834	14,830	50	259,306	638,728	130,703	1,028,737
6,275	60	0	0	492	7,836	0	124,398	154,349	3,550	282,297
6,275	60	0	0	492	7,836	0	124,398	154,349	3,550	282,297
6,275	60	0	0	492	7,836	0	124,398	154,349	3,550	282,297
8,139	125	0	0	17	2,091	1,169	36,910	45,434	1,296	83,640
8,139	125	0	0	17	2,091	1,169	36,910	45,434	1,296	83,640
8,139	125	0	0	17	2,091	1,169	36,910	45,434	1,296	83,640
37,818	3,895	0	0	7,131	0	5,070	99,639	39,929	0	139,568
1,990	0	0	0	62	0	0	31,131	16,844	0	47,975
0	0	0	0	318	0	0	12,463	13,051	0	25,514
0	0	0	0	82	0	195	3,007	1,015	0	4,022
0	0	0	0	199	0	0	87,045	80,756	0	167,801
0	0	0	660	334	0	0	333,802	420,285	31,019	785,106
39,808	3,895	0	660	8,126	0	5,265	567,087	571,880	31,019	1,169,986
0	0	0	0	0	0	0	12,593	75,667	44,076	132,336
0	0	0	0	0	0	0	12,593	75,667	44,076	132,336
39,808	3,895	0	660	8,126	0	5,265	579,680	647,547	75,095	1,302,322
5,588	1,702	1,100	0	4,117	4,656	0	46,287	55,324	935	102,546
5,588	1,702	1,100	0	4,117	4,656	0	46,287	55,324	935	102,546
8,190	0	0	0	31	0	0	22,822	63,039	29,809	115,670
200	0	0	0	0	0	0	13,562	94,834	32,030	140,426
8,390	0	0	0	31	0	0	36,384	157,873	61,839	256,096
13,978	1,702	1,100	0	4,148	4,656	0	82,671	213,197	62,774	358,642
1,069	3,488	0	0	488	4,453	2,203	90,489	135,780	2,121	228,390
1,069	3,488	0	0	488	4,453	2,203	90,489	135,780	2,121	228,390
1,069	3,488	0	0	488	4,453	2,203	90,489	135,780	2,121	228,390
325,281	9,368	7,596	0	24,559	88,759	0	1,223,198	890,238	38,921	2,152,357
325,281	9,368	7,596	0	24,559	88,759	0	1,223,198	890,238	38,921	2,152,357
325,281	9,368	7,596	0	24,559	88,759	0	1,223,198	890,238	38,921	2,152,357

REVENUE FOR COUNTY FUNDS

280

	COURT COSTS	ORDINANCE VIOLATION	SUPPORT FEE	BOND FEE	LATE SURRENDER	USER FEE	PRETRIAL DIVERSION	DEFERRAL FEE
VERMILLION								
CIRCUIT	31,107	0	3,760	0	0	36,937	9,572	0
TOTAL-COURTS OF RECORD:	31,107	0	3,760	0	0	36,937	9,572	0
CLINTON CITY	16,832	0	0	0	0	0	0	0
TOTAL-CITY AND TOWN:	16,832	0	0	0	0	0	0	0
COUNTY TOTAL:	47,939	0	3,760	0	0	36,937	9,572	0
VIGO								
ALL COURTS	200,017	0	3,560	23,060	0	253,873	0	0
TOTAL-COURTS OF RECORD:	200,017	0	3,560	23,060	0	253,873	0	0
TERRE HAUTE CITY	64,648	0	0	0	0	0	0	0
TOTAL-CITY AND TOWN:	64,648	0	0	0	0	0	0	0
COUNTY TOTAL:	264,665	0	3,560	23,060	0	253,873	0	0
WABASH								
CIRCUIT & COUNTY	114,610	0	19,017	0	10,800	49,145	11,149	0
TOTAL-COURTS OF RECORD:	114,610	0	19,017	0	10,800	49,145	11,149	0
WABASH CITY	6,723	0	0	0	0	0	0	0
N. MANCHESTER TOWN	750	0	0	0	0	0	0	0
TOTAL-CITY AND TOWN:	7,473	0	0	0	0	0	0	0
COUNTY TOTAL:	122,083	0	19,017	0	10,800	49,145	11,149	0
WARREN								
CIRCUIT	43,208	0	2,565	1,947	0	13,206	1,560	11,930
TOTAL-COURTS OF RECORD:	43,208	0	2,565	1,947	0	13,206	1,560	11,930
COUNTY TOTAL:	43,208	0	2,565	1,947	0	13,206	1,560	11,930
WARRICK								
CIRCUIT	15,387	0	960	240	0	724	0	0
SUPERIOR	209,057	0	420	278	1,250	75,111	26,800	0
TOTAL-COURTS OF RECORD:	224,444	0	1,380	518	1,250	75,835	26,800	0
COUNTY TOTAL:	224,444	0	1,380	518	1,250	75,835	26,800	0
WASHINGTON								
CIRCUIT & SUPERIOR	59,724	0	4,620	438	0	60,434	0	0
TOTAL-COURTS OF RECORD:	59,724	0	4,620	438	0	60,434	0	0
COUNTY TOTAL:	59,724	0	4,620	438	0	60,434	0	0
WAYNE								
CIRCUIT, SUP. 1 & 2	38,708	404	7,563	3,174	0	1,715	0	0
SUPERIOR 3	311,822	30,976	0	6,280	0	37,738	790	0
TOTAL-COURTS OF RECORD:	350,530	31,380	7,563	9,454	0	39,453	790	0
HAGERSTOWN TOWN	2,958	0	0	0	0	0	0	0
TOTAL-CITY AND TOWN:	2,958	0	0	0	0	0	0	0
COUNTY TOTAL:	353,488	31,380	7,563	9,454	0	39,453	790	0
WELLS								
CIRCUIT	5,333	0	12,542	50	0	0	0	0
SUPERIOR	36,485	0	282	0	0	9,904	12,668	0
TOTAL-COURTS OF RECORD:	41,818	0	12,824	50	0	9,904	12,668	0
BLUFFTON CITY	9,072	0	0	0	0	0	0	150
TOTAL-CITY AND TOWN:	9,072	0	0	0	0	0	0	150
COUNTY TOTAL:	50,890	0	12,824	50	0	9,904	12,668	150
WHITE								
CIRCUIT	15,909	0	5,240	0	0	3	0	0
SUPERIOR	115,304	0	0	0	50	78,889	1,910	6,004
TOTAL-COURTS OF RECORD:	131,213	0	5,240	0	50	78,892	1,910	6,004
MONON TOWN	0	0	0	0	0	0	0	0
TOTAL-CITY AND TOWN:	0	0	0	0	0	0	0	0
COUNTY TOTAL:	131,213	0	5,240	0	50	78,892	1,910	6,004
WHITLEY								
CIRCUIT	14,905	0	8,322	0	0	300	6,120	0

REVENUE FOR COUNTY FUNDS / TOTALS

281

ADULT PROBATION	JUVENILE PROBATION	GUARDIAN AD LITEM	PUBLIC DEFENDER	DOCUMENT FEE	INTEREST INVESTMNT	OTHER	COUNTY TOTAL	STATE TOTAL	LOCAL TOTAL	GRAND TOTAL
15,472	1,005	0	0	2,576	0	0	100,429	71,883	1,986	174,298
15,472	1,005	0	0	2,576	0	0	100,429	71,883	1,986	174,298
0	0	0	0	0	0	0	16,832	83,801	50,128	150,761
0	0	0	0	0	0	0	16,832	83,801	50,128	150,761
15,472	1,005	0	0	2,576	0	0	117,261	155,684	52,114	325,059
0	0	0	0	6,742	11,328	0	498,580	358,373	0	856,953
0	0	0	0	6,742	11,328	0	498,580	358,373	0	856,953
0	0	0	0	0	0	0	64,648	335,219	169,738	569,605
0	0	0	0	0	0	0	64,648	335,219	169,738	569,605
0	0	0	0	6,742	11,328	0	563,228	693,592	169,738	1,426,558
32,184	9,518	0	0	17,943	11,895	0	276,261	180,251	0	456,512
32,184	9,518	0	0	17,943	11,895	0	276,261	180,251	0	456,512
0	0	0	0	0	0	0	6,723	47,802	18,095	72,620
0	0	0	0	0	0	0	750	4,562	1,838	7,150
0	0	0	0	0	0	0	7,473	52,364	19,933	79,770
32,184	9,518	0	0	17,943	11,895	0	283,734	232,615	19,933	536,282
10,573	645	0	5,198	1,389	3,035	0	95,256	70,177	0	165,433
10,573	645	0	5,198	1,389	3,035	0	95,256	70,177	0	165,433
10,573	645	0	5,198	1,389	3,035	0	95,256	70,177	0	165,433
5,528	145	0	205	450	0	710	24,349	19,830	0	44,179
1,680	0	0	710	799	0	3,710	319,815	302,812	1,250	623,877
7,208	145	0	915	1,249	0	4,420	344,164	322,642	1,250	668,056
7,208	145	0	915	1,249	0	4,420	344,164	322,642	1,250	668,056
16,894	3,157	1,100	0	617	12,627	0	159,611	87,915	0	247,526
16,894	3,157	1,100	0	617	12,627	0	159,611	87,915	0	247,526
16,894	3,157	1,100	0	617	12,627	0	159,611	87,915	0	247,526
0	0	0	4,681	12,059	10,834	6,348	85,486	51,000	2,471	138,957
0	0	0	6,370	581	0	519	395,076	849,123	19,903	1,264,102
0	0	0	11,051	12,640	10,834	6,867	480,562	900,123	22,374	1,403,059
0	0	0	0	0	0	0	2,958	16,110	7,117	26,185
0	0	0	0	0	0	0	2,958	16,110	7,117	26,185
0	0	0	11,051	12,640	10,834	6,867	483,520	916,233	29,491	1,429,244
1,850	2,490	0	0	4,760	1,407	1,292	29,724	6,784	340	36,848
33,691	0	0	70	45	0	252	93,397	119,572	2,329	215,298
35,541	2,490	0	70	4,805	1,407	1,544	123,121	126,356	2,669	252,146
0	0	0	0	0	0	0	9,222	65,817	22,828	97,867
0	0	0	0	0	0	0	9,222	65,817	22,828	97,867
35,541	2,490	0	70	4,805	1,407	1,544	132,343	192,173	25,497	350,013
0	3,779	0	0	912	4,948	2,554	33,345	16,941	1,015	51,301
45,347	0	0	0	307	0	0	247,811	248,329	7,410	503,550
45,347	3,779	0	0	1,219	4,948	2,554	281,156	265,270	8,425	554,851
0	0	0	0	0	0	0	0	0	0	0
0	0	0	0	0	0	0	0	0	0	0
45,347	3,779	0	0	1,219	4,948	2,554	281,156	265,270	8,425	554,851
0	2,725	0	100	4,843	10,166	0	47,481	18,284	1,050	66,815

REVENUE FOR COUNTY FUNDS

282

	COURT COSTS	ORDINANCE VIOLATION	SUPPORT FEE	BOND FEE	LATE SURRENDER	USER FEE	PRETRIAL DIVERSION	DEFERRAL FEE
WHITLEY								
SUPERIOR	131,109	0	620	0	0	30,848	2,875	12,439
TOTAL-COURTS OF RECORD:	146,014	0	8,942	0	0	31,148	8,995	12,439
COUNTY TOTAL:	146,014	0	8,942	0	0	31,148	8,995	12,439

REVENUE FOR COUNTY FUNDS / TOTALS

283

ADULT PROBATION	JUVENILE PROBATION	GUARDIAN AD LITEM	PUBLIC DEFENDER	DOCUMENT FEE	INTEREST INVESTMNT	OTHER	COUNTY TOTAL	STATE TOTAL	LOCAL TOTAL	GRAND TOTAL
8,751	0	0	924	270	0	0	187,836	318,965	21,209	528,010
8,751	2,725	0	1,024	5,113	10,166	0	235,317	337,249	22,259	594,825
8,751	2,725	0	1,024	5,113	10,166	0	235,317	337,249	22,259	594,825

REVENUE FOR COUNTY FUNDS

284

	COURT COSTS	ORDINANCE VIOLATION	SUPPORT FEE	BOND FEE	LATE SURRENDER	USER FEE	PRETRIAL DIVERSION	DEFERRAL FEE
GRAND TOTAL-COURT OF RECORD:	17,243,674	122,494	1,123,233	569,651	217,918	6,497,585	2,286,295	394,721
GRAND TOTAL-CITY AND TOWN:	1,163,079	0	0	300	0	210,458	30,197	1,990
GRAND TOTAL:	18,406,753	122,494	1,123,233	569,951	217,918	6,708,043	2,316,492	396,711

REVENUE FOR COUNTY FUNDS / TOTALS

285

ADULT PROBATION	JUVENILE PROBATION	GUARDIAN AD LITEM	PUBLIC DEFENDER	DOCUMENT FEE	INTEREST INVESTMENT	OTHER	COUNTY TOTAL	STATE TOTAL	LOCAL TOTAL	GRAND TOTAL
5021,324	479,605	36,558	274,976	656,267	1,784,649	599,732	36,308,682	30,500,895	1,522,698	68,332,275
53,864	0	0	0	16,029	0	1,003	1,476,920	7,644,815	3,672,646	12,794,381
5075,188	479,605	36,558	274,976	672,296	1,784,649	600,735	37,785,602	38,145,710	5,195,344	81,126,656

MARION COUNTY SMALL CLAIMS COURT REVENUES

286

	TO STATE FUNDS	TO COUNTY FUNDS	TO LOCAL FUND TOWNSHIP DOCKET FEES	TOTAL FOR GOVERNMENT UNITS	TO OTHERS SERV.OF PROC. CERT. MAIL	TO OTHERS SERV.OF PROC. PERS. SERV.
					*	*
CENTER TOWNSHIP DIVISION	0	0	288,312	288,312	(32,164)	(182,260)
DECATUR TOWNSHIP DIVISION	0	0	96,031	96,031	(0)	(76,109)
LAWRENCE TOWNSHIP DIVISION	0	0	164,747	164,747	(0)	(179,950)
PERRY TOWNSHIP DIVISION	0	0	174,851	174,851	(31,728)	(86,064)
PIKE TOWNSHIP DIVISION	0	0	270,257	270,257	(32,800)	(0)
WARREN TOWNSHIP DIVISION	0	0	338,982	338,982	(0)	(356,681)
WASHINGTON TOWNSHIP DIVISION	0	0	163,661	163,661	(0)	(139,166)
WAYNE TOWNSHIP DIVISION	0	0	182,954	182,954	(0)	(141,357)
 GRAND TOTALS:	 0	 0	 1,679,795	 1,679,790	 (96,692)	 (1,161,587)

* NOT INCLUDED IN TOTALS -- THESE FEES GO TO THE CONSTABLES

CIRCUIT, SUPERIOR, COUNTY, MUNICIPAL AND PROBATE COURT PERSONNEL

287

	JUG	C/R	REP	BAL	PBO	JCM	ADM	SEC	LCK	P/D	OTH	TOT
ADAMS												
CIRCUIT	1	0	2	1	0	1	1	0	0	0	0	6
SUPERIOR	1	0	3	1	0	0	0	0	0	0	0	5
PROBATION	0	0	0	0	8	0	0	0	0	0	0	8
COUNTY TOTAL:	2	0	5	2	8	1	1	0	0	0	0	19
ALLEN												
CIRCUIT	1	0	2	0	16	1	2	5	2	28	0	57
SUPERIOR	9	5	10	0	62	0	12	1	5	0	19	123
COUNTY TOTAL:	10	5	12	0	78	1	14	6	7	28	19	180
BARTHOLOMEW												
CIRCUIT	1	1	3	0	15	0	0	0	0	2	2	24
SUPERIOR 1	1	0	2	0	0	0	0	0	0	1	1	5
SUPERIOR 2	1	0	1	1	3	0	0	4	0	2	2	14
COUNTY TOTAL:	3	1	6	1	18	0	0	4	0	5	5	43
BENTON												
CIRCUIT	1	0	2	1	3	0	0	0	0	0	1	8
COUNTY TOTAL:	1	0	2	1	3	0	0	0	0	0	1	8
BLACKFORD												
CIRCUIT	1	0	1	1	3	1	0	0	0	0	0	7
COUNTY	1	0	1	1	2	0	0	0	0	0	0	5
MONTPELIER CITY	1	0	0	0	0	0	0	0	0	0	0	1
COUNTY TOTAL:	3	0	2	2	5	1	0	0	0	0	0	13
BOONE												
CIRCUIT	1	1	2	1	0	0	0	0	0	0	1	6
SUPERIOR 1	1	0	1	1	0	1	0	0	0	0	0	4
SUPERIOR 2	1	0	1	1	6	0	0	0	0	0	0	9
LEBANON CITY	1	0	0	0	0	0	0	0	0	0	0	1
THORNTOWN TOWN	1	0	0	0	0	0	0	1	0	0	0	2
ZIONSVILLE TOWN	1	0	0	1	0	0	0	0	0	0	0	2
JAMESTOWN TOWN	0	0	0	0	0	0	0	0	0	0	0	0
WHITESTOWN TOWN	1	0	0	0	0	0	0	0	0	0	0	1
PROBATION (CIR & SUP 1)	0	0	0	0	5	0	0	0	0	0	0	5
COUNTY TOTAL:	7	1	4	4	11	1	0	1	0	0	1	30
BROWN												
CIRCUIT	1	1	2	1	4	0	0	0	0	1	0	10
COUNTY TOTAL:	1	1	2	1	4	0	0	0	0	1	0	10
CARROLL												
CIRCUIT	1	0	2	1	0	0	0	0	0	0	0	4
SUPERIOR	1	0	2	1	0	0	0	0	0	0	0	4
DELPHI CITY	1	0	0	0	0	0	0	0	0	0	0	1
BURLINGTON TOWN	1	0	0	0	0	0	0	0	0	0	0	1
PROBATION	0	0	0	0	2	0	0	0	0	2	0	4
COUNTY TOTAL:	4	0	4	2	2	0	0	0	0	2	0	14
CASS												
ALL COURTS	2	0	8	0	8	2	0	0	0	0	0	20
PUBLIC DEFENDER	0	0	0	0	0	0	0	0	0	3	0	3
COUNTY TOTAL:	2	0	8	0	8	2	0	0	0	3	0	23

288

[illegible]

CIRCUIT, SUPERIOR, COUNTY, MUNICIPAL AND PROBATE COURT PERSONNEL

289

	JUG	C/R	REP	BAL	PBO	JCM	ADM	SEC	LCK	P/D	OTH	TOT
YORKTOWN TOWN	1	0	0	1	0	0	0	0	0	0	0	2
COUNTY TOTAL:	7	8	5	11	17	2	2	9	0	8	0	69
DUBOIS												
CIRCUIT	1	0	2	1	3	0	0	0	0	0	0	7
SUPERIOR	1	0	2	1	2	0	0	0	0	0	0	6
COUNTY TOTAL:	2	0	4	2	5	0	0	0	0	0	0	13
ELKHART												
CIRCUIT	1	0	1	2	0	0	0	3	0	0	0	7
SUPERIOR 1	1	0	2	1	0	0	0	1	0	0	0	5
SUPERIOR 2	1	0	1	1	0	0	0	1	0	0	1	5
SUPERIOR 3	1	0	1	1	0	0	0	0	0	0	0	3
COUNTY - ELKART	1	0	2	1	0	0	0	3	0	0	0	7
COUNTY - GOSHEN	1	0	2	1	0	0	0	2	0	0	0	6
ELKHART CITY	1	0	0	1	9	0	0	1	0	0	0	12
GOSHEN CITY	1	0	0	0	1	0	0	0	0	0	0	2
NAPPANEE CITY	1	0	0	0	0	0	0	0	0	0	0	1
PROBATION	0	0	0	0	28	0	0	0	0	0	0	28
COUNTY TOTAL:	9	0	9	8	38	0	0	11	0	0	1	76
FAYETTE												
CIRCUIT	1	0	1	1	5	0	0	0	0	0	0	8
SUPERIOR	1	0	1	1	0	0	0	0	0	0	0	3
COUNTY TOTAL:	2	0	2	2	5	0	0	0	0	0	0	11
FLOYD												
CIRCUIT	1	0	2	1	0	0	0	0	0	0	0	4
SUPERIOR	1	0	1	1	3	0	0	0	0	0	0	6
COUNTY	1	0	2	1	0	0	0	0	0	0	0	4
CIRCUIT PROBATION	0	0	0	0	7	0	0	0	0	0	0	7
ALCOHOL & DRUG SVS	0	0	0	0	6	0	0	0	0	0	0	6
COUNTY TOTAL:	3	0	5	3	16	0	0	0	0	0	0	27
FOUNTAIN												
CIRCUIT	1	1	1	1	2	1	0	0	0	0	0	7
ATTICA CITY	1	0	0	0	1	0	0	0	0	0	0	2
COUNTY TOTAL:	2	1	1	1	3	1	0	0	0	0	0	9
FRANKLIN												
CIRCUIT	1	0	2	1	2	0	0	0	0	0	0	6
COUNTY TOTAL:	1	0	2	1	2	0	0	0	0	0	0	6
FULTON												
CIRCUIT	1	0	1	1	6	0	0	0	0	2	0	11
COUNTY	1	0	1	1	0	0	0	0	0	1	0	4
COUNTY TOTAL:	2	0	2	2	6	0	0	0	0	3	0	15
GIBSON												
CIRCUIT	1	0	2	1	2	0	0	0	0	0	0	6
SUPERIOR	1	0	2	1	4	0	0	0	0	0	0	8
COUNTY TOTAL:	2	0	4	2	6	0	0	0	0	0	0	14
GRANT												
CIRCUIT	1	1	2	1	0	0	0	0	0	3	1	9
SUPERIOR 1	1	0	2	1	0	0	0	0	0	2	2	8

	JUG	C/R	REP	BAL	PBO	JCM	ADM	SEC	LCK	P/D	OTH	TOT
SUPERIOR 2	1	1	2	2	0	0	0	0	0	4	0	10
COUNTY	1	0	2	1	0	0	0	0	0	2	0	6
CAS CITY	1	0	0	0	0	0	0	1	0	1	2	5
MARION CITY	1	0	0	1	1	0	0	0	0	0	0	3
*PROBATION	0	0	0	0	20	0	0	0	0	0	0	20
COUNTY TOTAL:	6	2	8	6	21	0	0	1	0	12	5	61
GREENE												
CIRCUIT	1	0	1	2	4	2	0	0	0	2	1	13
SUPERIOR	1	0	3	1	0	0	0	0	0	0	0	5
COUNTY TOTAL:	2	0	4	3	4	2	0	0	0	2	1	18
HAMILTON												
CIRCUIT	1	0	2	1	0	2	1	0	0	0	1	8
SUPERIOR 1	1	1	1	1	0	0	0	1	1	0	0	6
SUPERIOR 2	1	1	1	1	0	0	0	1	1	0	3	9
SUPERIOR 3	1	0	1	1	0	0	0	1	1	0	0	5
COUNTY	0	0	1	1	0	0	0	0	0	0	9	11
CARMEL CITY	1	0	0	3	0	0	1	0	0	0	0	5
NOBLESVILLE CITY	1	0	0	1	2	0	3	0	0	0	0	7
PROBATION	0	0	0	0	24	0	0	0	0	0	0	24
COUNTY TOTAL:	6	2	6	9	26	2	5	3	3	0	13	75
HANCOCK												
CIRCUIT	1	0	1	1	4	0	0	0	0	0	0	7
SUPERIOR	1	0	1	1	3	0	0	0	0	0	0	6
COUNTY	1	0	1	1	3	0	1	0	0	0	0	7
COUNTY TOTAL:	3	0	3	3	10	0	1	0	0	0	0	20
HARRISON												
CIRCUIT	1	0	1	1	3	0	1	0	0	0	0	7
COUNTY	1	0	2	1	2	0	0	0	0	1	0	7
COUNTY TOTAL:	2	0	3	2	5	0	1	0	0	1	0	14
HENDRICKS												
CIRCUIT	1	0	3	1	0	2	0	0	0	0	0	7
SUPERIOR 1	1	0	2	1	0	0	0	1	0	1	0	6
SUPERIOR 2	1	0	2	1	0	0	0	0	0	1	2	7
PLAINFIELD TOWN	1	0	0	1	0	0	1	1	0	0	0	4
CIRCUIT PROBATION	0	0	0	0	4	0	0	0	0	0	0	4
SUPERIOR PROBATION	0	0	0	0	8	0	0	0	0	0	0	8
COUNTY TOTAL:	4	0	7	4	12	2	1	2	0	2	2	36
HENRY												
CIRCUIT	1	1	1	1	0	0	0	0	0	1	2	7
SUPERIOR 1	1	1	2	1	0	0	0	0	0	1	0	6
SUPERIOR 2	1	0	2	2	0	0	0	0	0	1	0	6
KNIGHTSTOWN TOWN	1	0	0	0	0	0	0	1	0	0	0	2
PROBATION	0	0	0	0	7	0	0	0	0	0	0	7
COUNTY TOTAL:	4	2	5	4	7	0	0	1	0	3	2	28
HOWARD												
CIRCUIT	1	1	3	1	14	0	0	0	0	0	3	23
SUPERIOR 1	1	0	1	1	0	0	0	2	0	0	2	7
SUPERIOR 2	1	0	1	1	0	0	0	0	0	0	0	3
COUNTY	1	0	1	1	8	0	0	4	0	0	5	20

	JUG	C/R	REP	BAL	PBO	JCM	ADM	SEC	LCK	P/D	OTH	TOT
SUPERIOR 1	1	0	2	1	5	0	1	0	0	0	1	11
SUPERIOR 2	1	0	3	1	0	0	0	0	0	0	0	5
BICKNELL CITY	1	0	0	0	0	0	0	0	0	0	0	1
COUNTY TOTAL:	4	0	7	3	5	0	1	0	0	0	1	21
KOSCIUSKO												
CIRCUIT & SUPERIOR	2	0	2	1	7	0	0	2	0	0	0	14
COUNTY	1	1	2	1	0	0	0	2	0	0	0	7
COUNTY TOTAL:	3	1	4	2	7	0	0	4	0	0	0	21
LAGRANGE												
CIRCUIT	1	0	1	1	4	0	0	0	0	2	0	9
SUPERIOR	1	0	3	0	2	0	0	0	0	1	0	7
COUNTY TOTAL:	2	0	4	1	6	0	0	0	0	3	0	16
LAKE												
CIRCUIT	1	2	0	2	0	0	0	3	0	0	0	8
SUPERIOR CIVIL	5	5	5	11	0	0	4	5	5	0	1	41
SUPERIOR TITLE IV-D	0	1	1	1	0	0	0	1	0	0	0	4
SUPERIOR JUVENILE	1	3	5	4	41	0	2	2	0	2	0	60
SUPERIOR 7, CO DIV.	1	1	2	6	5	0	2	5	1	4	0	27
SUPERIOR 8, CO DIV.	1	1	2	7	4	0	1	4	0	4	0	24
SUPERIOR 9, CO DIV.	1	1	2	0	5	0	0	4	0	1	0	14
SUPERIOR CRIMINAL	4	1	9	12	18	0	0	9	1	17	2	73
CROWN POINT CITY	1	0	0	2	0	0	0	2	0	0	0	5
EAST CHICAGO CITY	1	2	0	11	4	0	1	2	0	1	4	26
GARY CITY	1	3	0	20	10	0	1	3	0	0	3	41
HAMMOND CITY	1	2	0	3	4	0	2	3	0	1	0	16
HOBART CITY	1	0	0	1	0	0	0	2	0	1	1	6
LAKE STATION CITY	1	0	0	2	0	0	0	0	0	0	0	3
WHITING CITY	1	0	0	2	0	0	0	0	0	1	0	4
COUNTY TOTAL:	21	22	26	84	91	0	13	45	7	32	11	352
LAPORTE												
CIRCUIT	1	1	2	1	0	2	0	0	0	2	0	9
SUPERIOR 1	1	0	1	1	3	0	0	1	0	0	0	7
SUPERIOR 2	1	0	1	1	3	0	1	0	0	0	0	7
SUPERIOR 3	1	0	1	1	4	0	0	1	0	0	2	10
SUPERIOR 4	1	0	1	1	4	0	0	1	0	0	0	8
CIRCUIT PROBATION	0	0	0	0	8	0	0	0	0	0	0	8
COUNTY TOTAL:	5	1	6	5	22	2	1	3	0	2	2	49
LAWRENCE												
CIRCUIT	1	0	2	1	21	0	0	0	0	3	2	30
SUPERIOR	1	0	2	1	0	0	0	0	0	0	0	4
COUNTY	1	0	2	1	0	0	0	0	0	0	2	6
COUNTY TOTAL:	3	0	6	3	21	0	0	0	0	3	4	40
MADISON												
CIRCUIT	1	1	2	2	3	2	0	0	1	3	0	15
UNIFIED	5	3	10	6	0	0	3	4	0	13	0	44
ALEXANDRIA CITY-N/R	0	0	0	0	0	0	0	0	0	0	0	0
ANDERSON CITY	1	0	1	1	0	0	1	1	0	1	0	6
ELWOOD CITY	1	0	0	1	0	0	0	0	1	0	3	6
ANDERSON CITY PROBATION	0	0	0	0	11	0	0	0	0	0	0	11
EDGEWOOD TOWN	1	0	0	0	0	0	0	1	0	1	1	4

	JUG	C/R	REP	BAL	PBO	JCM	ADM	SEC	LCK	P/D	OTH	TOT
JUVENILE PROBATION	0	0	0	0	14	0	0	0	0	0	4	18
UNIFIED PROBATION	0	0	0	0	15	0	0	0	0	0	0	15
COUNTY TOTAL:	9	4	13	10	43	2	4	6	2	18	8	119

MARION

CIRCUIT	1	6	2	4	0	0	0	0	0	1	0	14
SUPERIOR, CIV. 1	1	1	2	2	0	0	0	0	0	0	0	6
SUPERIOR, CIV. 2	1	1	2	2	0	0	0	0	0	0	0	6
SUPERIOR, CIV. 3	1	1	2	2	0	0	0	0	0	0	0	6
SUPERIOR, CIV. 4	1	1	2	2	0	0	0	0	0	0	0	6
SUPERIOR, CIV. 5	1	1	2	2	0	0	0	0	0	0	0	6
SUPERIOR, CIV. 6	1	1	2	3	0	0	0	0	0	0	0	7
SUPERIOR, CIV. 7	1	1	2	2	0	0	0	0	0	0	0	6
SUPERIOR, PROBATE	1	5	2	2	0	0	1	0	0	0	5	16
SUPERIOR, JUVENILE	1	4	6	8	74	0	0	33	0	6	2	134
MUNICIPAL	16	7	17	47	79	0	21	3	4	34	6	234
SUPERIOR, CRIM. 1	1	1	2	3	0	0	0	1	0	5	3	16
SUPERIOR, CRIM. 2	1	1	2	2	0	0	0	1	0	5	0	12
SUPERIOR, CRIM. 3	1	1	2	2	0	0	0	1	0	1	3	11
SUPERIOR, CRIM. 4	1	1	2	1	0	0	0	1	1	5	3	15
SUPERIOR, CRIM. 5	1	1	2	3	0	0	0	1	0	0	3	11
SUPERIOR, CRIM. 6	1	1	2	2	0	0	1	1	0	0	2	10
CENTER TOWNSHIP	1	0	0	0	0	0	0	8	0	0	0	9
DECATUR TOWNSHIP	1	0	0	0	0	0	1	0	0	0	5	7
LAWRENCE TOWNSHIP	1	0	0	0	0	0	0	6	0	0	0	7
PERRY TOWNSHIP	1	0	0	0	0	0	0	4	0	0	2	7
PIKE TOWNSHIP	1	0	0	0	0	0	1	10	0	0	0	12
WARREN TOWNSHIP	1	0	0	0	0	0	0	12	0	0	0	13
WASHINGTON TOWNSHIP	1	0	0	0	0	0	0	6	0	0	0	7
WAYNE TOWNSHIP	1	0	0	0	0	0	0	5	0	0	0	6
CRIMINAL PROBATION	0	0	0	0	52	0	0	0	0	0	0	52
COURT SERVICES	0	0	0	0	0	0	0	0	0	0	3	3
COUNTY TOTAL:	40	35	53	89	205	0	25	93	5	57	37	639

MARSHALL

CIRCUIT	1	0	1	1	0	0	1	0	0	1	0	5
SUPERIOR 1	1	0	1	1	0	0	1	0	0	0	0	4
SUPERIOR 2	1	0	1	2	0	0	1	3	0	0	0	8
PROBATION	0	0	0	0	10	0	0	0	0	0	0	10
COUNTY TOTAL:	3	0	3	4	10	0	3	3	0	1	0	27

MARTIN

CIRCUIT	1	0	1	1	2	0	0	0	0	0	0	5
COUNTY TOTAL:	1	0	1	1	2	0	0	0	0	0	0	5

MIAMI

CIRCUIT	1	0	1	1	0	0	0	0	0	0	0	3
SUPERIOR	1	0	1	1	0	0	0	0	0	1	0	4
PERU CITY	1	0	0	0	0	0	0	0	0	0	2	3
BUNKER HILL TOWN	1	0	0	0	0	0	0	0	0	0	0	1
PROBATION	0	0	0	0	6	0	0	0	0	0	0	6
COUNTY TOTAL:	4	0	2	2	6	0	0	0	0	1	2	17

MONROE

ALL COURTS	6	1	15	0	39	0	10	7	0	0	0	78
PUBLIC DEFENDER	0	0	0	0	0	0	0	0	0	7	0	7

CIRCUIT, SUPERIOR, COUNTY, MUNICIPAL AND PROBATE COURT PERSONNEL

294

	JUG	C/R	REP	BAL	PBO	JCM	ADM	SEC	LCK	P/D	OTH	TOT
COUNTY TOTAL:	6	1	15	0	39	0	10	7	0	7	0	85
MONTGOMERY												
CIRCUIT	1	0	1	1	0	0	0	1	0	0	0	4
SUPERIOR	1	0	1	1	0	0	0	1	1	0	0	5
COUNTY	1	0	2	0	0	0	0	0	1	0	1	5
PROBATION	0	0	0	0	7	0	0	0	0	0	0	7
COUNTY TOTAL:	3	0	4	2	7	0	0	2	2	0	1	21
MORGAN												
CIRCUIT	1	0	1	1	0	0	0	2	1	0	0	6
SUPERIOR	1	0	1	1	0	0	0	2	1	0	0	6
COUNTY	1	0	1	1	0	0	0	3	0	0	1	7
MARTINSVILLE CITY	1	0	0	1	0	0	0	0	0	0	1	3
MOORESVILLE TOWN	1	0	0	0	0	0	1	0	0	0	2	4
PROBATION	0	0	0	0	18	0	0	0	0	0	0	18
COUNTY TOTAL:	5	0	3	4	18	0	1	7	2	0	4	44
NEWTON												
CIRCUIT	1	0	1	1	1	0	1	0	0	1	0	6
SUPERIOR	1	0	1	1	2	0	1	1	0	1	0	8
COUNTY TOTAL:	2	0	2	2	3	0	2	1	0	2	0	14
NOBLE												
CIRCUIT	1	0	1	1	3	0	0	1	0	3	0	10
SUPERIOR	1	0	1	2	2	0	0	0	0	3	0	9
COUNTY	1	0	1	1	5	0	0	1	0	3	0	12
CROMWELL TOWN	1	0	0	0	0	0	0	0	0	0	1	2
COUNTY TOTAL:	4	0	3	4	10	0	0	2	0	9	1	33
OHIO												
CIRCUIT	1	0	1	1	3	0	0	0	0	1	1	8
SUPERIOR	1	1	1	1	2	0	0	0	0	1	1	8
COUNTY TOTAL:	2	1	2	2	5	0	0	0	0	2	2	16
ORANGE												
CIRCUIT	1	0	1	1	0	0	0	0	0	0	0	3
COUNTY	1	0	2	0	0	0	0	0	0	0	0	3
PROBATION	0	0	0	0	3	0	0	0	0	0	0	3
COUNTY TOTAL:	2	0	3	1	3	0	0	0	0	0	0	9
OWEN												
CIRCUIT	1	1	1	1	0	0	0	2	0	0	0	6
PROBATION	0	0	0	0	3	0	0	0	0	0	0	3
COUNTY TOTAL:	1	1	1	1	3	0	0	2	0	0	0	9
PARKE												
CIRCUIT	1	0	1	1	0	0	0	1	0	0	0	4
PROBATION	0	0	0	0	3	0	0	0	0	0	0	3
COUNTY TOTAL:	1	0	1	1	3	0	0	1	0	0	0	7
PERRY												
CIRCUIT	1	0	2	0	1	0	0	1	0	0	0	5
TELL CITY CITY	1	0	0	0	0	0	0	1	0	0	0	2
COUNTY TOTAL:	2	0	2	0	1	0	0	2	0	0	0	7
PIKE												
CIRCUIT	1	1	3	1	2	0	0	0	0	0	0	8

CIRCUIT, SUPERIOR, COUNTY, MUNICIPAL AND PROBATE COURT PERSONNEL

295

	JUG	C/R	REP	BAL	PBO	JCM	ADM	SEC	LCK	P/D	OTH	TOT
COUNTY TOTAL:	1	1	3	1	2	0	0	0	0	0	0	8
PORTER												
CIRCUIT	1	0	2	1	10	0	0	1	0	0	0	15
SUPERIOR 1	1	1	2	1	0	0	1	1	0	0	0	7
SUPERIOR 2	1	0	1	1	20	0	0	1	0	6	0	30
SUPERIOR 3	1	0	1	1	0	0	0	1	0	0	0	4
SUPERIOR 4	1	0	1	1	0	0	0	1	0	0	0	4
CHESTERTON TOWN	1	0	0	1	0	0	0	0	0	0	2	4
COUNTY TOTAL:	6	1	7	6	30	0	1	5	0	6	2	64
POSEY												
CIRCUIT	1	0	3	1	2	0	0	0	0	0	0	7
COUNTY	1	0	2	0	2	0	0	0	0	1	0	6
COUNTY TOTAL:	2	0	5	1	4	0	0	0	0	1	0	13
PULASKI												
CIRCUIT	1	0	1	1	0	0	1	0	0	0	0	4
COUNTY	1	0	1	0	0	0	1	0	0	1	0	4
PROBATION	0	0	0	0	5	0	0	0	0	0	0	5
COUNTY TOTAL:	2	0	2	1	5	0	2	0	0	1	0	13
PUTNAM												
CIRCUIT	1	0	1	2	1	2	0	0	0	3	1	11
COUNTY	1	0	2	2	1	0	0	0	0	2	0	8
COUNTY TOTAL:	2	0	3	4	2	2	0	0	0	5	1	19
RANDOLPH												
CIRCUIT	1	0	1	0	3	0	0	1	0	0	0	6
SUPERIOR	1	0	1	1	0	0	0	0	0	0	0	3
WINCHESTER CITY	1	0	0	0	0	0	0	1	0	0	0	2
UNION CITY CITY	1	0	0	0	0	0	0	1	0	0	0	2
COUNTY TOTAL:	4	0	2	1	3	0	0	3	0	0	0	13
RIPLEY												
CIRCUIT	1	1	3	1	5	0	0	0	0	0	1	12
BATESVILLE CITY	1	0	0	0	0	0	0	1	0	0	0	2
VERSAILLES TOWN	1	0	0	0	0	0	0	0	0	0	1	2
COUNTY TOTAL:	3	1	3	1	5	0	0	1	0	0	2	16
RUSH												
CIRCUIT	1	0	1	1	2	0	1	0	0	2	0	8
COUNTY	1	0	1	0	0	0	1	0	0	1	0	4
COUNTY TOTAL:	2	0	2	1	2	0	2	0	0	3	0	12
ST. JOSEPH												
CIRCUIT	1	1	2	1	0	2	0	3	0	0	0	10
SUPERIOR	8	0	8	8	0	2	1	8	0	0	0	35
WALKERTON TOWN	1	0	0	1	0	0	0	0	0	0	1	3
PROBATE	1	1	1	2	0	0	0	1	0	0	0	6
PROBATION	0	0	0	0	21	0	0	0	0	0	0	21
JUVENILE PROBATION	0	0	0	0	22	0	0	0	0	0	0	22
PUBLIC DEFENDER	0	0	0	0	0	0	0	0	0	15	0	15
COUNTY TOTAL:	11	2	11	12	43	4	1	12	0	15	1	112
SCOTT												
CIRCUIT	1	0	3	1	1	0	0	0	0	1	1	8

COUNTY	JUG	C/R	REP	BAL	PBO	JCM	ADM	SEC	LCK	P/D	OTH	TOT
COUNTY	1	0	1	1	0	0	0	0	0	0	1	4
COUNTY TOTAL:	2	0	4	2	1	0	0	0	0	1	2	12
SHELBY												
CIRCUIT	1	0	1	1	0	0	0	1	0	0	0	4
SUPERIOR 1	1	0	3	0	0	0	0	0	0	4	0	8
SUPERIOR 2	1	0	1	1	0	0	1	0	0	0	0	4
PROBATION	0	0	0	0	7	0	0	0	0	0	0	7
COUNTY TOTAL:	3	0	5	2	7	0	1	1	0	4	0	23
SPENCER												
CIRCUIT	1	0	1	0	1	0	0	0	0	0	1	4
ROCKPORT CITY	1	0	0	0	0	0	0	0	0	0	0	1
COUNTY TOTAL:	2	0	1	0	1	0	0	0	0	0	1	5
STARKE												
CIRCUIT	1	1	1	2	2	0	0	1	0	0	2	10
KNOX CITY	1	0	0	1	0	0	0	0	0	0	1	3
COUNTY TOTAL:	2	1	1	3	2	0	0	1	0	0	3	13
STEBEN												
CIRCUIT	1	0	1	1	5	2	0	0	0	1	0	11
SUPERIOR	1	0	1	1	1	0	0	1	0	2	0	7
FREMONT TOWN	1	0	0	0	0	0	0	0	0	0	2	3
COUNTY TOTAL:	3	0	2	2	6	2	0	1	0	3	2	21
SULLIVAN												
CIRCUIT	1	0	2	1	2	0	0	0	0	0	0	6
SUPERIOR	1	0	2	1	2	0	0	0	0	0	0	6
COUNTY TOTAL:	2	0	4	2	4	0	0	0	0	0	0	12
SWITZERLAND												
CIRCUIT	1	0	1	1	2	0	0	0	0	1	0	6
SUPERIOR	1	0	1	1	1	0	0	0	0	1	0	5
COUNTY TOTAL:	2	0	2	2	3	0	0	0	0	2	0	11
TIPPECANOE												
CIRCUIT	1	1	2	1	11	0	0	0	0	0	0	16
SUPERIOR 1	1	0	1	2	0	2	0	0	0	0	0	6
SUPERIOR 2	1	0	0	2	0	0	0	0	0	0	0	3
SUPERIOR 3	1	0	2	1	0	0	0	0	0	0	3	7
COUNTY 1	1	0	1	1	0	0	0	2	0	0	0	5
COUNTY 2	1	0	1	2	0	0	0	2	0	0	0	6
WEST LAFAYETTE CITY	1	0	0	0	0	0	0	1	0	0	0	2
COUNTY TOTAL:	7	1	7	9	11	2	0	5	0	0	3	45
TIPTON												
CIRCUIT	1	1	2	2	0	0	0	0	0	0	0	6
TIPTON CITY	1	0	1	0	0	0	0	0	0	0	0	2
SHARPSVILLE TOWN	1	0	0	0	0	0	0	0	0	0	1	2
PROBATION	0	0	0	0	3	0	0	0	0	0	0	3
COUNTY TOTAL:	3	1	3	2	3	0	0	0	0	0	1	13
UNION												
CIRCUIT	1	0	2	1	2	2	0	0	0	0	1	9
COUNTY TOTAL:	1	0	2	1	2	2	0	0	0	0	1	9

CIRCUIT, SUPERIOR, COUNTY, MUNICIPAL AND PROBATE COURT PERSONNEL

297

	JUG	C/R	REP	BAL	PBO	JCM	ADM	SEC	LCK	P/D	OTH	TOT
VANDERBURGH												
CIRCUIT	2	1	3	3	29	2	0	7	1	5	51	104
SUPERIOR	7	2	11	8	16	0	2	15	1	9	3	74
COUNTY TOTAL:	9	3	14	11	45	2	2	22	2	14	54	178
VERMILLION												
CIRCUIT	1	0	1	1	1	0	0	0	0	0	0	4
CLINTON CITY	1	0	0	0	0	0	0	0	0	0	1	2
COUNTY TOTAL:	2	0	1	1	1	0	0	0	0	0	1	6
VIGO												
ALL COURTS	5	1	6	5	8	0	1	6	0	9	2	43
TERRE HAUTE CITY	1	0	0	0	0	0	0	1	0	0	0	2
JUVENILE PROBATION	0	0	0	0	7	0	0	0	0	0	0	7
COUNTY TOTAL:	6	1	6	5	15	0	1	7	0	9	2	52
WABASH												
CIRCUIT	1	0	1	1	7	2	0	0	0	0	0	12
COUNTY	1	0	1	1	0	0	0	0	0	0	0	3
WABASH CITY	1	0	0	0	0	0	0	0	0	0	3	4
NORTH MANCHESTER TOWN	1	0	0	0	0	0	0	0	0	0	0	1
COUNTY TOTAL:	4	0	2	2	7	2	0	0	0	0	3	20
WARREN												
CIRCUIT	1	0	1	1	2	0	0	0	0	0	1	6
COUNTY TOTAL:	1	0	1	1	2	0	0	0	0	0	1	6
WARRICK												
CIRCUIT	1	0	2	1	2	0	0	0	0	0	1	7
SUPERIOR	1	0	6	1	1	0	0	0	0	1	0	10
COUNTY TOTAL:	2	0	8	2	3	0	0	0	0	1	1	17
WASHINGTON												
CIRCUIT	1	0	2	1	4	0	0	1	0	2	1	12
SUPERIOR	1	0	1	1	0	0	0	0	0	0	0	3
COUNTY TOTAL:	2	0	3	2	4	0	0	1	0	2	1	15
WAYNE												
CIRCUIT	1	0	1	1	0	0	0	0	0	1	1	5
SUPERIOR 1	1	0	1	1	0	0	0	0	0	1	1	5
SUPERIOR 2	1	0	1	1	0	0	0	0	0	1	1	5
SUPERIOR 3	1	1	1	1	0	0	0	3	0	0	2	9
HAGERSTOWN TOWN	1	0	1	0	0	0	0	0	0	0	0	2
PROBATION	0	0	0	0	14	0	0	0	0	0	0	14
PUBLIC DEFENDER	0	0	0	0	0	0	0	0	0	5	0	5
SCHEDULING	0	0	0	0	0	0	1	1	0	0	1	3
COUNTY TOTAL:	5	1	5	4	14	0	1	4	0	8	6	48
WELLS												
CIRCUIT	1	0	1	1	3	0	0	0	0	0	0	6
SUPERIOR	1	0	1	1	2	0	0	0	0	1	0	6
BLUFFTON CITY	1	0	0	0	0	0	0	0	0	0	1	2
COUNTY TOTAL:	3	0	2	2	5	0	0	0	0	1	1	14
WHITE												
CIRCUIT	1	0	1	1	0	3	1	0	0	0	0	7

CIRCUIT, SUPERIOR, COUNTY, MUNICIPAL AND PROBATE COURT PERSONNEL

298

	JUG	C/R	REP	BAL	PBO	JCM	ADM	SEC	LCK	P/D	OTH	TOT
SUPERIOR	1	0	1	1	0	0	1	0	0	0	0	4
MONON TOWN	0	0	0	0	0	0	0	0	0	0	0	0
PROBATION	0	0	0	0	6	0	0	0	0	0	0	6
COUNTY TOTAL:	2	0	2	2	6	3	2	0	0	0	0	17
WHITLEY												
CIRCUIT	1	0	1	1	0	0	0	0	0	0	0	3
SUPERIOR	1	1	2	1	0	0	0	1	0	0	0	6
PROBATION	0	0	0	0	4	0	0	0	0	0	0	4
COUNTY TOTAL:	2	1	3	2	4	0	0	1	0	0	0	13
GRAND TOTAL:	363	108	464	419	190	45	102	295	30	309	265	3590

19
INDIANA JUDICIAL REPORT

VOLUME III

138853
Vol. III

U.S. Department of Justice
National Institute of Justice

This document has been reproduced exactly as received from the person or organization originating it. Points of view or opinions stated in this document are those of the authors and do not necessarily represent the official position or policies of the National Institute of Justice.

Permission to reproduce this copyrighted material has been granted by

Indiana Division of State Court
Administrator

to the National Criminal Justice Reference Service (NCJRS).

Further reproduction outside of the NCJRS system requires permission of the copyright owner.



138853 v3
SUPREME COURT OF INDIANA
DIVISION OF STATE COURT ADMINISTRATION

**1991
INDIANA JUDICIAL REPORT**

VOLUME III

**SUPREME COURT OF INDIANA
DIVISION OF STATE COURT ADMINISTRATION**

1991 INDIANA JUDICIAL REPORT

TABLE OF CONTENTS

VOLUME III

	PAGE
Introduction.....	ii
Case Type Categories Key.....	1
METHOD OF CASE DISPOSITION	
Jury Trials.....	2
Bench.....	34
Dismissed.....	66
Guilty Pleas/Admissions/Default.....	98
Violations Bureau/Closed.....	130
FTA.....	162
VENUED AND TRANSFERRED CASES	
Venued In.....	194
Venued Out.....	226
Transferred Out.....	258

VOLUME III

Volume III of the 1991 Indiana Judicial Report contains data which further defines the trial court caseloads reported in Volume II. This information includes individual court data on the type of case disposition, i.e. by jury trial, dismissed, etc. It also contains tables on the number and type of cases venued into and out of each court.

For a more extensive discussion of the reporting system and Indiana's judicial system, readers should refer to Volume I and II.

CASE TYPE CATEGORIES

CF: Criminal Felony
CM: Criminal Misdemeanor
PC: Post Conviction Petitions
MC: Miscellaneous Criminal
IF: Infractions
OV: All Ordinance Violations
JC: Juvenile CHINS
JD: Juvenile Delinquency
JS: Juvenile Status
JP: Juvenile Paternity
JM: Juvenile Miscellaneous
CP: Civil Plenary
CT: Civil Tort
SC: Small Claims
DR: Domestic Relations
RS: Reciprocal Support
MH: Mental Health
AD: Adoptions
ES: Estates
GU: Guardianships
TR: Trusts
MI: Miscellaneous

2

[illegible]

3

[illegible]

4

[illegible]

5

[illegible]

6

[illegible]

7

[illegible]

8

[illegible]

9

[illegible]

10

[illegible]

55

[illegible]

12

[illegible]

13

[illegible]

34

[illegible]

15

[illegible]

16

	CF	CM	PC1	MC	IF	OV	JC	JD	JS	JP	JM
LAPORTE											
SUPERIOR 1	13	0	0	0	0	0	0	0	0	0	0
SUPERIOR 2	0	0	0	0	0	0	0	0	0	0	0
SUPERIOR 3	2	1	0	0	0	0	0	0	0	0	0
SUPERIOR 4	1	1	0	0	0	0	0	0	0	0	0
TOTAL-COURTS OF RECORD:	25	2	0	0	0	0	0	0	0	0	0
GRAND TOTAL:	25	2	0	0	0	0	0	0	0	0	0
LAWRENCE											
CIRCUIT	3	0	0	0	0	0	0	0	0	0	0
SUPERIOR	3	0	0	0	0	0	0	0	0	0	0
COUNTY	0	0	0	0	0	0	0	0	0	0	0
TOTAL-COURTS OF RECORD:	6	0	0	0	0	0	0	0	0	0	0
GRAND TOTAL:	6	0	0	0	0	0	0	0	0	0	0
MADISON											
CIRCUIT	7	0	0	0	0	0	0	0	0	0	0
SUPERIOR 1	5	0	0	0	0	0	0	0	0	0	0
SUPERIOR 2	0	0	0	0	0	0	0	0	0	0	0
SUPERIOR 3	9	0	0	0	0	0	0	0	0	0	0
COUNTY 1	3	0	0	0	0	0	0	0	0	0	0
COUNTY 2	1	0	0	0	0	0	0	0	0	0	0
TOTAL-COURTS OF RECORD:	25	0	0	0	0	0	0	0	0	0	0
ALEXANDRIA CITY	0	0	0	0	0	0	0	0	0	0	0
ANDERSON CITY	0	6	0	0	0	0	0	0	0	0	0
ELWOOD CITY	0	0	0	0	0	0	0	0	0	0	0
EDGEWOOD TOWN	0	0	0	0	0	0	0	0	0	0	0
TOTAL-CITY AND TOWN:	0	6	0	0	0	0	0	0	0	0	0
GRAND TOTAL:	25	6	0	0	0	0	0	0	0	0	0
MARION											
CIRCUIT	0	0	0	0	0	0	0	0	0	0	0
SUPERIOR, CIV. 1	0	0	0	0	0	0	0	0	0	0	0
SUPERIOR, CIV. 2	0	0	0	0	0	0	0	0	0	0	0
SUPERIOR, CIV. 3	0	0	0	0	0	0	0	0	0	0	0
SUPERIOR, CIV. 4	0	0	0	0	0	0	0	0	0	0	0
SUPERIOR, CIV. 5	0	0	0	0	0	0	0	0	0	0	0
SUPERIOR, CIV. 6	0	0	0	0	0	0	0	0	0	0	0
SUPERIOR, CIV. 7	0	0	0	0	0	0	0	0	0	0	0
SUPERIOR, PROBATE	0	0	0	0	0	0	0	0	0	0	0
SUPERIOR, JUVENILE	0	0	0	0	0	0	0	0	0	0	0
SUPERIOR, CRIM. 1	18	0	0	0	0	0	0	0	0	0	0
SUPERIOR, CRIM. 2	43	0	0	0	0	0	0	0	0	0	0
SUPERIOR, CRIM. 3	24	0	0	0	0	0	0	0	0	0	0
SUPERIOR, CRIM. 4	28	0	0	0	0	0	0	0	0	0	0
SUPERIOR, CRIM. 5	28	0	0	0	0	0	0	0	0	0	0
SUPERIOR, CRIM. 6	29	0	0	0	0	0	0	0	0	0	0
MUNICIPAL 1	0	0	0	0	0	0	0	0	0	0	0
MUNICIPAL 2	0	0	0	0	0	0	0	0	0	0	0
MUNICIPAL 3	2	3	0	0	0	0	0	0	0	0	0
MUNICIPAL 4	0	3	0	0							

17

[illegible]

18

	CF	CM	PC1	MC	IF	OV	JC	JD	JS	JP	JM
MARION											
MUNICIPAL 7	0	0	0	0	0	0	0	0	0	0	0
MUNICIPAL 8	0	0	0	0	0	0	0	0	0	0	0
MUNICIPAL 9	2	5	0	0	0	0	0	0	0	0	0
MUNICIPAL 10	0	14	0	0	0	0	0	0	0	0	0
MUNICIPAL 11	0	0	0	0	0	0	0	0	0	0	0
MUNICIPAL 12	0	0	0	0	0	0	0	0	0	0	0
MUNICIPAL 13	0	0	0	0	0	0	0	0	0	0	0
MUNICIPAL 14	0	0	0	0	0	0	0	0	0	0	0
MUNICIPAL 15	28	1	0	0	0	0	0	0	0	0	0
MUNICIPAL 16	4	6	0	0	0	0	0	0	0	0	0
TOTAL-COURTS OF RECORD:	216	34	0	0	0	0	0	0	0	0	0
CENTER TOWNSHIP	0	0	0	0	0	0	0	0	0	0	0
DECATUR TOWNSHIP	0	0	0	0	0	0	0	0	0	0	0
LAWRENCE TOWNSHIP	0	0	0	0	0	0	0	0	0	0	0
PERRY TOWNSHIP	0	0	0	0	0	0	0	0	0	0	0
PIKE TOWNSHIP	0	0	0	0	0	0	0	0	0	0	0
WARREN TOWNSHIP	0	0	0	0	0	0	0	0	0	0	0
WASHINGTON TOWNSHIP	0	0	0	0	0	0	0	0	0	0	0
WAYNE TOWNSHIP	0	0	0	0	0	0	0	0	0	0	0
TOTAL-SMALL CLAIMS:	0	0	0	0	0	0	0	0	0	0	0
GRAND TOTAL:	216	34	0	0	0	0	0	0	0	0	0
MARSHALL											
CIRCUIT	0	0	0	0	0	0	0	0	0	0	0
SUPERIOR 1	6	0	0	0	0	0	0	0	0	0	0
SUPERIOR 2	2	1	0	0	1	0	0	0	0	0	0
TOTAL-COURTS OF RECORD:	8	1	0	0	1	0	0	0	0	0	0
GRAND TOTAL:	8	1	0	0	1	0	0	0	0	0	0
MARTIN											
CIRCUIT	3	2	0	0	0	0	0	0	0	0	0
TOTAL-COURTS OF RECORD:	3	2	0	0	0	0	0	0	0	0	0
GRAND TOTAL:	3	2	0	0	0	0	0	0	0	0	0
MIAMI											
CIRCUIT	3	0	0	0	0	0	0	0	0	0	0
SUPERIOR	0	0	0	0	0	0	0	0	0	0	0
TOTAL-COURTS OF RECORD:	3	0	0	0	0	0	0	0	0	0	0
PERU CITY	0	0	0	0	0	0	0	0	0	0	0
BUNKER HILL TOWN	0	0	0	0	0	0	0	0	0	0	0
TOTAL-CITY AND TOWN:	0	0	0	0	0	0	0	0	0	0	0
GRAND TOTAL:	3	0	0	0	0	0	0	0	0	0	0
MONROE											
CIRCUIT 1	4	1	0	0	0	0	0	0	0	0	0
CIRCUIT 2	2	1	0	0	0	0	0	0	0	0	0
CIRCUIT 3	4	0	0	0	0	0	0	0	0	0	0
CIRCUIT 4	7	1	0	0	0	0	0	0	0	0	0
CIRCUIT 5	2	7	0	0	0	0	0	0	0	0	0
CIRCUIT 6	0	0	0	0	0	0	0	0	0	0	0
TOTAL-COURTS OF RECORD:	19	10	0	0	0	0	0	0	0	0	0
GRAND TOTAL:	19	10	0	0	0	0	0	0	0	0	0
MONTGOMERY											
CIRCUIT	7	0	0	0	0	0	0	0	0	2	0

19

[illegible]

20

[illegible]

METHOD OF DISPOSITION
DISPOSED BY JURY TRIAL
--- CIVIL ---

21

CP	CT	SC	DR	RS	MH	AD	ES	GU	TR	MI	TOTAL
0	0	0	0	0	0	0	0	0	0	0	5
0	0	0	0	0	0	0	0	0	0	0	0
2	0	0	0	0	0	0	0	0	0	0	16
2	0	0	0	0	0	0	0	0	0	0	16
7	1	0	0	0	0	0	0	0	0	0	24
4	0	0	0	0	0	0	0	0	0	0	20
0	0	0	0	0	0	0	0	0	0	0	9
11	1	0	0	0	0	0	0	0	0	0	53
0	0	0	0	0	0	0	0	0	0	0	0
0	0	0	0	0	0	0	0	0	0	0	0
0	0	0	0	0	0	0	0	0	0	0	0
11	1	0	0	0	0	0	0	0	0	0	53
7	16	0	0	0	0	0	0	0	0	1	24
5	6	0	0	0	0	0	0	0	0	0	13
12	22	0	0	0	0	0	0	0	0	1	37
12	22	0	0	0	0	0	0	0	0	1	37
3	0	0	0	0	0	0	0	0	0	0	3
0	0	0	0	0	0	0	0	0	0	0	1
0	0	0	0	0	0	0	0	0	0	0	5
3	0	0	0	0	0	0	0	0	0	0	9
0	0	0	0	0	0	0	0	0	0	0	0
0	0	0	0	0	0	0	0	0	0	0	0
3	0	0	0	0	0	0	0	0	0	0	9
0	0	0	0	0	0	0	0	0	0	0	0
0	0	0	0	0	0	0	0	0	0	0	2
0	0	0	0	0	0	0	0	0	0	0	2
0	0	0	0	0	0	0	0	0	0	0	2
1	0	0	0	0	0	0	0	0	0	0	3
0	0	0	0	0	0	0	0	0	0	0	0
1	0	0	0	0	0	0	0	0	0	0	3
1	0	0	0	0	0	0	0	0	0	0	3
8	0	0	0	0	0	0	0	0	0	0	14
8	0	0	0	0	0	0	0	0	0	0	14
8	0	0	0	0	0	0	0	0	0	0	14
4	0	0	0	0	0	0	0	0	0	0	6
4	0	0	0	0	0	0	0	0	0	0	6
4	0	0	0	0	0	0	0	0	0	0	6
0	0	0	0	0	0	2	0	0	0	0	4

22

[illegible]

23

[illegible]

24

[illegible]

25

[illegible]

26

[illegible]

27

[illegible]

28

[illegible]

METHOD OF DISPOSITION
DISPOSED BY JURY TRIAL
--- CIVIL ---

[illegible]

30

[illegible]

31

[illegible]

METHOD OF DISPOSITION
DISPOSED BY JURY TRIAL
--- CRIMINAL ---

32

	CF	CM	PC1	MC	IF	OV	JC	JD	JS	JP	JM
TOTALS FOR SUPERIOR AND CIRCUIT COURTS	1,181	140	2	2	19	1	0	0	0	20	0
TOTALS FOR COUNTY AND MUNICIPAL COURTS	122	104	0	0	7	1	0	0	0	0	0
TOTALS FOR SMALL CLAIM COURTS	0	0	0	0	0	0	0	0	0	0	0
TOTALS FOR CITY AND TOWN COURTS	0	12	0	0	10	0	0	0	0	0	0
TOTALS FOR ALL COURTS	1,303	256	2	2	36	2	0	0	0	20	0

METHOD OF DISPOSITION
DISPOSED BY JURY TRIAL
--- CIVIL ---

33

CP	CT	SC	DR	RS	MH	AD	ES	GU	TR	MI	TOTAL
407	148	3	1	0	0	2	0	0	0	2	1,928
34	0	0	0	0	0	0	0	0	0	0	268
0	0	0	0	0	0	0	0	0	0	0	0
12	0	0	0	0	0	0	0	0	0	0	34
453	148	3	1	0	0	2	0	0	0	2	2,230

METHOD OF DISPOSITION
DISPOSED BY BENCH TRIAL
--- CRIMINAL ---

34

	CF	CM	PC1	MC	IF	OV	JC	JD	JS	JP	JM
ADAMS											
CIRCUIT	18	3	17	1	0	0	16	46	20	11	0
SUPERIOR	2	40	10	0	28	5	0	0	0	0	0
TOTAL-COURTS OF RECORD:	20	43	27	1	28	5	16	46	20	11	0
GRAND TOTAL:	20	43	27	1	28	5	16	46	20	11	0
ALLEN											
CIRCUIT	1	0	4	41	0	0	0	0	0	0	0
SUPERIOR	0	175	35	3	213	105	362	43	0	838	0
TOTAL-COURTS OF RECORD:	1	175	39	44	213	105	362	43	0	838	0
GRAND TOTAL:	1	175	39	44	213	105	362	43	0	838	0
BARTHOLOMEW											
CIRCUIT	0	0	1	4	0	0	0	1	0	3	0
SUPERIOR 1	4	0	4	12	0	0	0	0	0	0	0
SUPERIOR 2	4	111	0	0	292	4	0	0	0	0	0
TOTAL-COURTS OF RECORD:	8	111	5	16	292	4	0	1	0	3	0
GRAND TOTAL:	8	111	5	16	292	4	0	1	0	3	0
BENTON											
CIRCUIT	5	7	2	5	119	0	1	3	0	2	0
TOTAL-COURTS OF RECORD:	5	7	2	5	119	0	1	3	0	2	0
GRAND TOTAL:	5	7	2	5	119	0	1	3	0	2	0
BLACKFORD											
CIRCUIT	5	2	1	0	0	0	2	4	0	10	0
COUNTY	0	4	0	0	2	1	0	0	0	0	0
TOTAL-COURTS OF RECORD:	5	6	1	0	2	1	2	4	0	10	0
MONTPELIER CITY	0	0	0	0	0	0	0	0	0	0	0
TOTAL-CITY AND TOWN:	0	0	0	0	0	0	0	0	0	0	0
GRAND TOTAL:	5	6	1	0	2	1	2	4	0	10	0
BOONE											
CIRCUIT	0	0	2	4	0	0	23	75	0	33	59
SUPERIOR 1	0	0	0	0	0	0	0	0	0	0	0
SUPERIOR 2	3	32	0	0	22	0	0	0	0	0	0
TOTAL-COURTS OF RECORD:	3	32	2	4	22	0	23	75	0	33	59
LEBANON CITY	0	12	0	0	29	7	0	0	0	0	0
THORNTOWN TOWN	0	4	0	0	35	0	0	0	0	0	0
ZIONSVILLE TOWN	0	0	0	0	43	14	0	0	0	0	0
JAMESTOWN TOWN	0	3	0	0	3	0	0	0	0	0	0
WHITESTOWN TOWN	0	0	0	0	0	0	0	0	0	0	0
TOTAL-CITY AND TOWN:	0	19	0	0	110	21	0	0	0	0	0
GRAND TOTAL:	3	51	2	4	132	21	23	75	0	33	59
BROWN											
CIRCUIT	0	4	4	1	25	0	3	4	1	0	2
TOTAL-COURTS OF RECORD:	0	4	4	1	25	0	3	4	1	0	2
GRAND TOTAL:	0	4	4	1	25	0	3	4	1	0	2
CARROLL											
CIRCUIT	0	0	1	17	35	0	0	0	0	1	1
SUPERIOR	3	31	0	1	111	1	0	2	0	15	1

METHOD OF DISPOSITION
DISPOSED BY BENCH TRIAL
--- CIVIL ---

35

CP	CT	SC	DR	RS	MH	AD	ES	GU	TR	MI	TOTAL
16	0	0	50	11	1	21	0	0	0	5	236
9	0	152	51	0	0	0	0	0	0	4	301
25	0	152	101	11	1	21	0	0	0	9	537
25	0	152	101	11	1	21	0	0	0	9	537
221	13	0	1,024	14	0	0	0	0	0	93	1,411
376	19	2,997	494	228	124	14	0	27	3	111	6,167
597	32	2,997	1,518	242	124	14	0	27	3	204	7,578
597	32	2,997	1,518	242	124	14	0	27	3	204	7,578
51	0	0	197	0	0	25	90	14	1	9	396
56	0	0	97	0	33	3	0	0	0	2	211
61	0	980	120	0	0	5	1	3	0	0	1,581
168	0	980	414	0	33	33	91	17	1	11	2,188
168	0	980	414	0	33	33	91	17	1	11	2,188
22	0	8	46	0	0	5	0	1	0	6	232
22	0	8	46	0	0	5	0	1	0	6	232
22	0	8	46	0	0	5	0	1	0	6	232
11	0	0	93	3	0	0	0	0	0	0	131
6	0	138	0	0	0	0	0	0	0	36	187
17	0	138	93	3	0	0	0	0	0	36	318
0	0	0	0	0	0	0	0	0	0	0	0
0	0	0	0	0	0	0	0	0	0	0	0
17	0	138	93	3	0	0	0	0	0	36	318
101	11	0	164	38	0	0	0	0	0	53	563
22	0	0	119	0	0	23	0	0	0	0	164
4	1	322	15	0	0	0	0	0	0	1	400
127	12	322	298	38	0	23	0	0	0	54	1,127
0	0	0	0	0	0	0	0	0	0	0	48
0	0	0	0	0	0	0	0	0	0	0	39
0	0	0	0	0	0	0	0	0	0	0	57
0	0	0	0	0	0	0	0	0	0	0	6
0	0	0	0	0	0	0	0	0	0	0	0
0	0	0	0	0	0	0	0	0	0	0	150
127	12	322	298	38	0	23	0	0	0	54	1,277
38	1	70	69	7	0	7	0	0	0	10	246
38	1	70	69	7	0	7	0	0	0	10	246
38	1	70	69	7	0	7	0	0	0	10	246
9	0	0	74	7	3	11	0	0	0	10	169
6	0	121	1	0	0	0	0	0	0	0	293

METHOD OF DISPOSITION
DISPOSED BY BENCH TRIAL
--- CRIMINAL ---

36

	CF	CM	PCJ	MC	IF	OV	JC	JD	JS	JP	JM
CARROLL											
TOTAL-COURTS OF RECORD:	3	31	1	18	146	1	0	2	0	16	2
DELPHI CITY	0	0	0	0	0	0	0	0	0	0	0
BURLINGTON TOWN	0	0	0	0	0	0	0	0	0	0	0
TOTAL-CITY AND TOWN:	0	0	0	0	0	0	0	0	0	0	0
GRAND TOTAL:	3	31	1	18	146	1	0	2	0	16	2
CASS											
CIRCUIT	10	0	1	0	0	0	4	8	0	11	1
SUPERIOR	0	60	0	0	17	0	0	0	0	0	0
TOTAL-COURTS OF RECORD:	10	60	1	0	17	0	4	8	0	11	1
GRAND TOTAL:	10	60	1	0	17	0	4	8	0	11	1
CLARK											
CIRCUIT	0	0	0	15	0	0	0	0	0	8	0
SUPERIOR 1	1	0	0	0	0	0	1	0	1	16	0
SUPERIOR 2	0	0	0	0	0	0	0	0	0	2	1
COUNTY	0	2	0	0	22	0	0	0	0	0	0
TOTAL-COURTS OF RECORD:	1	2	0	15	22	0	1	0	1	26	1
CHARLESTOWN CITY	0	95	0	60	27	60	0	0	0	0	0
JEFFERSONVILLE CITY	0	10	17	0	1	0	0	0	0	0	0
CLARKSVILLE TOWN	0	8	0	0	0	4	0	0	0	0	0
TOTAL-CITY AND TOWN:	0	113	17	60	28	64	0	0	0	0	0
GRAND TOTAL:	1	115	17	75	50	64	1	0	1	26	1
CLAY											
CIRCUIT	17	0	21	0	0	0	60	46	25	79	0
SUPERIOR	0	7	0	0	13	0	0	0	0	0	0
TOTAL-COURTS OF RECORD:	17	7	21	0	13	0	60	46	25	79	0
GRAND TOTAL:	17	7	21	0	13	0	60	46	25	79	0
CLINTON											
CIRCUIT	0	0	0	0	0	0	0	1	0	8	15
SUPERIOR	0	10	0	0	44	0	0	0	0	0	0
TOTAL-COURTS OF RECORD:	0	10	0	0	44	0	0	1	0	8	15
FRANKFORT CITY	0	0	0	0	0	0	0	0	0	0	0
TOTAL-CITY AND TOWN:	0	0	0	0	0	0	0	0	0	0	0
GRAND TOTAL:	0	10	0	0	44	0	0	1	0	8	15
CRAWFORD											
CIRCUIT	5	13	5	0	1	0	2	1	0	7	0
TOTAL-COURTS OF RECORD:	5	13	5	0	1	0	2	1	0	7	0
GRAND TOTAL:	5	13	5	0	1	0	2	1	0	7	0
DAVIESS											
CIRCUIT	0	1	0	4	0	0	1	49	0	34	0
SUPERIOR	0	8	1	0	1	0	0	0	0	0	0
TOTAL-COURTS OF RECORD:	0	9	1	4	1	0	1	49	0	34	0
GRAND TOTAL:	0	9	1	4	1	0	1	49	0	34	0
DEARBORN											
CIRCUIT	22	0	0	1	0	0	0	159	0	0	0
COUNTY	0	7	19	0	10	0	0	0	0	0	0

37

[illegible]

METHOD OF DISPOSITION
DISPOSED BY BENCH TRIAL
--- CRIMINAL ---

38

	CF	CM	PC1	MC	IF	OV	JC	JD	JS	JP	JM
DEARBORN											
TOTAL-COURTS OF RECORD:	22	7	19	1	10	0	0	159	0	0	0
AURORA CITY	0	6	0	1	12	0	0	0	0	0	0
LAWRENCEBURG CITY	0	33	0	3	19	0	0	0	0	0	0
TOTAL-CITY AND TOWN:	0	39	0	4	31	0	0	0	0	0	0
GRAND TOTAL:	22	46	19	5	41	0	0	159	0	0	0
DECATUR											
CIRCUIT	0	0	0	0	0	0	1	0	0	9	0
COUNTY	1	35	8	0	66	1	0	0	0	0	0
TOTAL-COURTS OF RECORD:	1	35	8	0	66	1	1	0	0	9	0
GRAND TOTAL:	1	35	8	0	66	1	1	0	0	9	0
DEKALB											
CIRCUIT	0	2	0	0	0	0	20	125	29	13	1
SUPERIOR	4	6	0	0	85	0	0	11	21	1	0
TOTAL-COURTS OF RECORD:	4	8	0	0	85	0	20	136	50	14	1
BUTLER CITY	0	0	0	0	0	0	0	0	0	0	0
TOTAL-CITY AND TOWN:	0	0	0	0	0	0	0	0	0	0	0
GRAND TOTAL:	4	8	0	0	85	0	20	136	50	14	1
DELAWARE											
CIRCUIT	6	0	0	7	0	0	0	39	0	17	0
SUPERIOR 1	1	0	0	0	0	0	2	0	0	0	0
SUPERIOR 2	6	0	0	0	0	0	43	57	0	4	0
SUPERIOR 3	0	28	0	0	11	0	0	0	0	0	0
SUPERIOR 4	1	61	0	0	7	0	0	0	0	0	0
TOTAL-COURTS OF RECORD:	14	89	0	7	18	0	45	96	0	21	0
MUNCIE CITY	0	42	0	0	42	38	0	0	0	0	0
YORKTOWN TOWN	0	0	0	0	8	0	0	0	0	0	0
TOTAL-CITY AND TOWN:	0	42	0	0	50	38	0	0	0	0	0
GRAND TOTAL:	14	131	0	7	68	38	45	96	0	21	0
DUBOIS											
CIRCUIT	3	11	0	1	1	0	9	4	4	2	1
SUPERIOR	1	25	0	0	26	0	0	0	0	0	0
TOTAL-COURTS OF RECORD:	4	36	0	1	27	0	9	4	4	2	1
GRAND TOTAL:	4	36	0	1	27	0	9	4	4	2	1
ELKHART											
CIRCUIT	23	0	0	0	0	0	23	70	0	0	0
SUPERIOR 1	2	0	0	0	0	0	0	0	0	0	0
SUPERIOR 2	0	0	0	0	0	0	21	0	0	178	0
SUPERIOR 3	15	0	0	0	0	0	0	0	0	3	0
COUNTY - ELKHART	9	0	0	0	5	0	0	0	0	0	0
COUNTY - GOSHEN	1	15	0	0	64	6	0	0	0	0	0
TOTAL-COURTS OF RECORD:	50	15	0	0	69	6	44	70	0	181	0
ELKHART CITY	0	80	0	0	26	0	0	0	0	0	0
GOSHEN CITY	0	9	0	0	0	0	0	0	0	0	0
NAPPANEE CITY	0	69	0	0	43	1	0	0	0	0	0
TOTAL-CITY AND TOWN:	0	158	0	0	69	1	0	0	0	0	0
GRAND TOTAL:	50	173	0	0	138	7	44	70	0	181	0
FAYETTE											
CIRCUIT	7	0	0	0	0	0	82	98	46	47	3

METHOD OF DISPOSITION
DISPOSED BY BENCH TRIAL
--- CIVIL ---

39

CP	CT	SC	DR	RS	MH	AD	ES	GU	TR	MI	TOTAL
34	2	322	224	3	0	0	0	0	0	2	805
0	0	0	0	0	0	0	0	0	0	0	19
0	0	0	0	0	0	0	0	0	0	0	55
0	0	0	0	0	0	0	0	0	0	0	74
34	2	322	224	3	0	0	0	0	0	2	879
59	5	0	145	11	0	12	0	0	0	8	250
2	0	186	0	0	0	0	0	0	0	44	343
61	5	186	145	11	0	12	0	0	0	52	593
61	5	186	145	11	0	12	0	0	0	52	593
31	0	0	88	1	9	10	0	16	2	11	358
40	3	75	109	1	3	1	0	0	0	4	364
71	3	75	197	2	12	11	0	16	2	15	722
0	0	0	0	0	0	0	0	0	0	0	0
0	0	0	0	0	0	0	0	0	0	0	0
71	3	75	197	2	12	11	0	16	2	15	722
17	1	0	104	0	0	2	0	1	1	24	219
3	0	0	15	0	0	0	0	1	0	0	22
2	0	0	17	0	4	0	0	0	0	2	135
2	0	198	147	0	0	0	0	0	0	0	386
29	0	461	129	0	0	0	0	0	0	0	688
53	1	659	412	0	4	2	0	2	1	26	1,450
0	0	0	0	0	0	0	0	0	0	0	122
0	0	0	0	0	0	0	0	0	0	0	8
0	0	0	0	0	0	0	0	0	0	0	130
53	1	659	412	0	4	2	0	2	1	26	1,580
18	1	0	114	0	0	6	1	0	0	10	186
4	1	34	20	0	0	0	0	0	0	2	113
22	2	34	134	0	0	6	1	0	0	12	299
22	2	34	134	0	0	6	1	0	0	12	299
104	2	0	307	0	0	0	0	0	0	0	529
46	0	0	119	22	0	0	0	0	0	18	207
46	0	0	243	0	32	59	3	6	0	75	663
64	13	0	149	69	0	0	0	0	0	12	325
44	0	1,108	0	0	0	0	0	0	0	31	1,197
40	3	606	0	0	0	0	0	0	0	11	746
344	18	1,714	818	91	32	59	3	6	0	147	3,667
0	0	0	0	0	0	0	0	0	0	0	106
0	0	0	0	0	0	0	0	0	0	0	9
0	0	0	0	0	0	0	0	0	0	0	113
0	0	0	0	0	0	0	0	0	0	0	228
344	18	1,714	818	91	32	59	3	6	0	147	3,895
30	2	0	145	1	4	13	0	0	3	12	493

METHOD OF DISPOSITION
DISPOSED BY BENCH TRIAL
--- CRIMINAL ---

40

	CF	CM	PC1	MC	IF	OV	JC	JD	JS	JP	JM
FAYETTE											
SUPERIOR	0	0	0	0	20	0	0	0	0	0	0
TOTAL-COURTS OF RECORD:	7	0	0	0	20	0	82	98	46	47	3
GRAND TOTAL:	7	0	0	0	20	0	82	98	46	47	3
FLOYD											
CIRCUIT	22	0	0	2	0	0	71	64	0	78	27
SUPERIOR	0	0	0	0	0	0	0	0	0	0	0
COUNTY	1	1	0	0	0	0	0	0	0	0	0
TOTAL-COURTS OF RECORD:	23	1	0	2	0	0	71	64	0	78	27
GRAND TOTAL:	23	1	0	2	0	0	71	64	0	78	27
FOUNTAIN											
CIRCUIT	0	8	0	4	7	0	4	1	0	4	139
TOTAL-COURTS OF RECORD:	0	8	0	4	7	0	4	1	0	4	139
ATTICA CITY	0	27	0	0	11	1	0	0	0	0	0
TOTAL-CITY AND TOWN:	0	27	0	0	11	1	0	0	0	0	0
GRAND TOTAL:	0	35	0	4	18	1	4	1	0	4	139
FRANKLIN											
CIRCUIT	0	1	0	0	0	0	1	0	0	5	0
TOTAL-COURTS OF RECORD:	0	1	0	0	0	0	1	0	0	5	0
GRAND TOTAL:	0	1	0	0	0	0	1	0	0	5	0
FULTON											
CIRCUIT	16	1	0	5	0	0	3	4	0	4	2
COUNTY	0	6	0	0	9	0	0	0	0	0	0
TOTAL-COURTS OF RECORD:	16	7	0	5	9	0	3	4	0	4	2
GRAND TOTAL:	16	7	0	5	9	0	3	4	0	4	2
GIBSON											
CIRCUIT	1	0	0	1	0	0	0	0	0	31	29
SUPERIOR	9	37	9	0	30	2	0	0	0	0	0
TOTAL-COURTS OF RECORD:	10	37	9	1	30	2	0	0	0	31	29
GRAND TOTAL:	10	37	9	1	30	2	0	0	0	31	29
GRANT											
CIRCUIT	1	1	133	0	0	0	0	0	0	0	0
SUPERIOR 1	1	0	0	0	0	0	0	0	0	0	0
SUPERIOR 2	1	0	2	0	0	0	23	7	0	186	0
COUNTY	4	9	0	0	5	0	0	0	0	0	0
TOTAL-COURTS OF RECORD:	7	10	135	0	5	0	23	7	0	186	0
GAS CITY	0	41	0	0	71	2	0	0	0	0	0
MARION CITY	0	311	0	0	41	29	0	0	0	0	0
TOTAL-CITY AND TOWN:	0	352	0	0	112	31	0	0	0	0	0
GRAND TOTAL:	7	362	135	0	117	31	23	7	0	186	0
GREENE											
CIRCUIT	1	0	0	0	0	0	4	12	0	20	0
SUPERIOR	0	7	2	0	15	0	0	0	0	0	0
TOTAL-COURTS OF RECORD:	1	7	2	0	15	0	4	12	0	20	0
GRAND TOTAL:	1	7	2	0	15	0	4	12	0	20	0
HAMILTON											
CIRCUIT	2	0	0	129	0	0	2	173	44	44	2

METHOD OF DISPOSITION
DISPOSED BY BENCH TRIAL
--- CIVIL ---

41

CP	CT	SC	DR	RS	MH	AD	ES	CU	TR	MI	TOTAL
0	0	47	4	0	0	0	0	0	0	40	111
30	2	47	149	1	4	13	0	0	3	52	604
30	2	47	149	1	4	13	0	0	3	52	604
175	8	0	265	12	91	25	11	15	0	50	916
41	5	0	278	2	0	0	0	0	0	0	326
40	0	101	0	0	0	0	0	0	0	0	143
256	13	101	543	14	91	25	11	15	0	50	1,385
256	13	101	543	14	91	25	11	15	0	50	1,385
28	4	70	65	5	8	6	0	1	4	17	375
28	4	70	65	5	8	6	0	1	4	17	375
0	0	0	0	0	0	0	0	0	0	0	39
0	0	0	0	0	0	0	0	0	0	0	39
28	4	70	65	5	8	6	0	1	4	17	414
28	0	22	107	2	2	14	0	1	0	0	183
28	0	22	107	2	2	14	0	1	0	0	183
28	0	22	107	2	2	14	0	1	0	0	183
55	2	0	128	6	2	7	47	8	0	8	298
4	0	234	0	0	0	0	0	0	0	0	253
59	2	234	128	6	2	7	47	8	0	8	551
59	2	234	128	6	2	7	47	8	0	8	551
11	0	0	103	8	7	5	0	0	0	4	200
64	1	401	133	0	0	0	0	0	0	0	686
75	1	401	236	8	7	5	0	0	0	4	886
75	1	401	236	8	7	5	0	0	0	4	886
62	1	0	156	98	87	16	5	2	0	15	577
47	0	0	223	0	0	1	1	2	0	1	276
11	0	0	170	0	0	9	0	2	0	0	411
18	0	1,260	0	0	0	0	0	0	0	141	1,437
138	1	1,260	549	98	87	26	6	6	0	157	2,701
0	0	0	0	0	0	0	0	0	0	0	114
0	0	0	0	0	0	0	0	0	0	0	381
0	0	0	0	0	0	0	0	0	0	0	495
138	1	1,260	549	98	87	26	6	6	0	157	3,196
6	0	0	62	4	1	20	2	0	0	4	136
17	0	168	93	17	1	0	0	0	0	2	322
23	0	168	155	21	2	20	2	0	0	6	458
23	0	168	155	21	2	20	2	0	0	6	458
87	7	0	95	71	1	0	0	0	0	18	675

METHOD OF DISPOSITION
DISPOSED BY BENCH TRIAL
--- CRIMINAL ---

42

	CF	CM	PC1	MC	IF	OV	JC	JD	JS	JP	JM
HAMILTON											
SUPERIOR 1	2	0	0	40	0	0	0	0	0	3	1
SUPERIOR 2	0	0	1	19	0	0	0	3	0	4	1
SUPERIOR 3	2	3	0	12	0	0	0	16	2	17	6
COUNTY	0	27	0	0	112	38	0	0	0	0	0
TOTAL-COURTS OF RECORD:	6	30	1	200	112	38	2	192	46	68	10
CARMEL CITY	0	56	0	0	170	59	0	0	0	0	0
NOBLESVILLE CITY	0	33	0	0	14	4	0	0	0	0	0
TOTAL-CITY AND TOWN:	0	89	0	0	184	63	0	0	0	0	0
GRAND TOTAL:	6	119	1	200	296	101	2	192	46	68	10
HANCOCK											
CIRCUIT	11	0	0	0	0	0	0	11	1	37	0
SUPERIOR	5	0	2	1	0	0	3	0	0	3	0
COUNTY	39	76	3	6	200	0	0	0	0	0	0
TOTAL-COURTS OF RECORD:	55	76	5	7	200	0	3	11	1	40	0
GRAND TOTAL:	55	76	5	7	200	0	3	11	1	40	0
HARRISON											
CIRCUIT	0	0	0	0	0	0	4	34	2	16	1
COUNTY	0	1	0	0	4	0	0	0	0	0	0
TOTAL-COURTS OF RECORD:	0	1	0	0	4	0	4	34	2	16	1
GRAND TOTAL:	0	1	0	0	4	0	4	34	2	16	1
HENDRICKS											
CIRCUIT	52	0	0	0	0	0	14	295	0	30	1
SUPERIOR 1	0	0	0	0	0	0	0	0	0	0	0
SUPERIOR 2	9	56	16	0	100	0	0	0	0	0	0
TOTAL-COURTS OF RECORD:	61	56	16	0	100	0	14	295	0	30	1
PLAINFIELD TOWN	0	50	0	0	248	0	0	0	0	0	0
TOTAL-CITY AND TOWN:	0	50	0	0	248	0	0	0	0	0	0
GRAND TOTAL:	61	106	16	0	348	0	14	295	0	30	1
HENRY											
CIRCUIT	1	0	1	2	0	0	2	33	0	42	0
SUPERIOR	1	1	0	0	0	0	37	37	0	30	6
COUNTY	1	11	0	0	6	0	0	0	0	0	0
TOTAL-COURTS OF RECORD:	3	12	1	2	6	0	39	70	0	72	6
KNIGHTSTOWN TOWN	0	119	0	0	125	0	0	0	0	0	0
TOTAL-CITY AND TOWN:	0	119	0	0	125	0	0	0	0	0	0
GRAND TOTAL:	3	131	1	2	131	0	39	70	0	72	6
HOWARD											
CIRCUIT	4	0	7	0	0	0	24	149	48	112	0
SUPERIOR 1	5	7	69	0	0	0	0	0	0	0	0
SUPERIOR 2	0	0	1	0	0	0	0	0	0	0	0
COUNTY	10	225	0	0	148	0	0	0	0	0	0
TOTAL-COURTS OF RECORD:	19	232	77	0	148	0	24	149	48	112	0
GRAND TOTAL:	19	232	77	0	148	0	24	149	48	112	0
HUNTINGTON											
CIRCUIT	53	1	0	0	0	0	33	123	0	69	0
SUPERIOR	8	33	0	2	80	8	0	0	0	0	0

METHOD OF DISPOSITION
DISPOSED BY BENCH TRIAL
--- CIVIL ---

43

CP	CT	SC	DR	RS	MH	AD	ES	GU	TR	MI	TOTAL
80	11	0	152	0	22	0	0	0	0	20	331
35	0	0	107	10	0	0	0	0	0	16	196
52	2	0	192	0	18	0	0	0	0	12	334
0	0	207	0	0	0	0	0	0	0	0	384
254	20	207	546	81	41	0	0	0	0	66	1,920
0	0	0	0	0	0	0	0	0	0	0	285
0	0	0	0	0	0	0	0	0	0	0	51
0	0	0	0	0	0	0	0	0	0	0	336
254	20	207	546	81	41	0	0	0	0	66	2,256
98	11	0	306	30	0	18	1	4	0	7	535
27	2	0	172	0	2	11	0	1	0	1	230
70	0	123	0	0	0	0	0	0	0	0	517
195	13	123	478	30	2	29	1	5	0	8	1,282
195	13	123	478	30	2	29	1	5	0	8	1,282
1	1	0	217	4	2	2	0	0	0	14	298
18	0	49	0	0	0	0	0	0	0	0	72
19	1	49	217	4	2	2	0	0	0	14	370
19	1	49	217	4	2	2	0	0	0	14	370
89	1	0	185	5	0	0	0	0	0	49	721
110	0	0	316	0	22	39	60	3	0	7	557
2	0	83	11	0	0	0	0	0	0	0	277
201	1	83	512	5	22	39	60	3	0	56	1,555
0	0	0	0	0	0	0	0	0	0	0	298
0	0	0	0	0	0	0	0	0	0	0	298
201	1	83	512	5	22	39	60	3	0	56	1,853
27	1	0	237	55	13	15	36	4	1	8	478
20	1	0	103	0	0	11	0	0	0	0	247
26	0	182	0	0	0	0	0	0	0	0	226
73	2	182	340	55	13	26	36	4	1	8	951
0	0	0	0	0	0	0	0	0	0	0	244
0	0	0	0	0	0	0	0	0	0	0	244
73	2	182	340	55	13	26	36	4	1	8	1,195
44	1	0	101	67	0	0	0	1	0	104	662
133	8	0	524	0	0	0	64	43	0	11	864
55	0	0	191	0	7	0	4	1	0	0	259
0	0	231	0	0	0	0	0	0	0	0	614
232	9	231	816	67	7	0	68	45	0	115	2,399
232	9	231	816	67	7	0	68	45	0	115	2,399
66	2	0	300	0	1	16	0	1	0	9	674
11	0	415	15	0	0	0	0	0	0	52	624

METHOD OF DISPOSITION
DISPOSED BY BENCH TRIAL
--- CRIMINAL ---

44

	CF	CH	PC1	MC	IF	OV	JC	JD	JS	JP	JM
HUNTINGTON											
TOTAL-COURTS OF RECORD:	61	34	0	2	80	8	33	123	0	69	0
ROANOKE TOWN	0	0	0	0	0	0	0	0	0	0	0
TOTAL-CITY AND TOWN:	0	0	0	0	0	0	0	0	0	0	0
GRAND TOTAL:	61	34	0	2	80	8	33	123	0	69	0
JACKSON											
CIRCUIT	1	0	6	0	0	0	28	176	12	46	8
SUPERIOR	0	7	0	0	96	0	0	0	0	0	0
TOTAL-COURTS OF RECORD:	1	7	6	0	96	0	28	176	12	46	8
GRAND TOTAL:	1	7	6	0	96	0	28	176	12	46	8
JASPER											
CIRCUIT	0	0	0	0	0	0	4	5	0	6	0
SUPERIOR 1	10	22	5	3	1	0	0	0	0	0	0
SUPERIOR 2	2	7	0	0	52	0	0	0	0	0	0
TOTAL-COURTS OF RECORD:	12	29	5	3	53	0	4	5	0	6	0
DEMOTTE TOWN	0	0	0	0	13	0	0	0	0	0	0
WHEATFIELD TOWN	0	0	0	0	0	0	0	0	0	0	0
TOTAL-CITY AND TOWN:	0	0	0	0	13	0	0	0	0	0	0
GRAND TOTAL:	12	29	5	3	66	0	4	5	0	6	0
JAY											
CIRCUIT	0	0	0	0	0	0	0	0	0	2	0
SUPERIOR	0	2	0	0	0	0	0	0	0	0	0
TOTAL-COURTS OF RECORD:	0	2	0	0	0	0	0	0	0	2	0
DUNKIRK CITY	0	0	0	0	8	0	0	0	0	0	0
PORTLAND CITY	0	27	0	0	78	0	0	0	0	0	0
TOTAL-CITY AND TOWN:	0	27	0	0	86	0	0	0	0	0	0
GRAND TOTAL:	0	29	0	0	86	0	0	0	0	2	0
JEFFERSON											
CIRCUIT	42	1	0	0	0	0	24	17	0	40	3
COUNTY	7	122	0	0	23	0	0	0	0	0	0
TOTAL-COURTS OF RECORD:	49	123	0	0	23	0	24	17	0	40	3
GRAND TOTAL:	49	123	0	0	23	0	24	17	0	40	3
JENNINGS											
CIRCUIT	0	0	0	2	0	0	8	17	0	25	2
TOTAL-COURTS OF RECORD:	0	0	0	2	0	0	8	17	0	25	2
NORTH VERNON CITY	0	0	0	0	0	0	0	0	0	0	0
TOTAL-CITY AND TOWN:	0	0	0	0	0	0	0	0	0	0	0
GRAND TOTAL:	0	0	0	2	0	0	8	17	0	25	2
JOHNSON											
CIRCUIT	95	4	2	6	0	0	0	0	0	9	0
SUPERIOR 1	52	24	0	2	0	0	1	0	0	1	0
SUPERIOR 2	68	96	1	18	13	0	0	0	0	0	0
TOTAL-COURTS OF RECORD:	215	124	3	26	13	0	1	0	0	10	0
FRANKLIN CITY	0	21	0	0	59	0	0	0	0	0	0
GREENWOOD CITY	0	9	0	0	39	0	0	0	0	0	0
NEW WHITELAND TOWN	0	3	0	0	9	0	0	0	0	0	0
TOTAL-CITY AND TOWN:	0	33	0	0	107	0	0	0	0	0	0

METHOD OF DISPOSITION
DISPOSED BY BENCH TRIAL
--- CIVIL ---

[illegible]

METHOD OF DISPOSITION
DISPOSED BY BENCH TRIAL
--- CRIMINAL ---

46

	CF	CM	PC1	MC	IF	OV	JC	JD	JS	JP	JM
JOHNSON											
GRAND TOTAL:	215	157	3	26	120	0	1	0	0	10	0
KNOX											
CIRCUIT	0	0	0	0	0	0	0	0	0	0	0
SUPERIOR 1	0	0	0	0	0	0	8	43	0	62	0
SUPERIOR 2	0	27	2	0	21	0	0	0	0	0	0
TOTAL-COURTS OF RECORD:	0	27	2	0	21	0	8	43	0	62	0
BICKNELL CITY	0	0	0	0	261	0	0	0	0	0	0
TOTAL-CITY AND TOWN:	0	0	0	0	261	0	0	0	0	0	0
GRAND TOTAL:	0	27	2	0	282	0	8	43	0	62	0
KOSCIUSKO											
CIRCUIT	0	0	1	13	0	0	0	0	0	0	0
SUPERIOR	9	1	0	2	0	0	11	72	0	107	0
COUNTY	2	37	7	7	76	0	0	0	0	0	0
TOTAL-COURTS OF RECORD:	11	38	8	22	76	0	11	72	0	107	0
GRAND TOTAL:	11	38	8	22	76	0	11	72	0	107	0
LAGRANGE											
CIRCUIT	2	1	0	12	0	0	7	2	0	9	0
SUPERIOR	3	15	0	3	14	0	0	0	0	0	0
TOTAL-COURTS OF RECORD:	5	16	0	15	14	0	7	2	0	9	0
GRAND TOTAL:	5	16	0	15	14	0	7	2	0	9	0
LAKE											
CIRCUIT	0	0	0	0	0	0	0	0	0	0	0
SUPERIOR, CIV. 1	0	0	0	0	0	0	0	0	0	0	0
SUPERIOR, CIV. 2	0	0	0	0	0	0	0	0	0	0	0
SUPERIOR, CIV. 3	0	0	0	0	0	0	0	0	0	0	0
SUPERIOR, CIV. 4	0	0	0	0	0	0	0	0	0	0	0
SUPERIOR, CIV. 5	0	0	0	0	0	0	0	0	0	0	0
SUPERIOR, JUV. DIV.	0	0	0	0	0	0	273	716	3	2,204	55
SUPERIOR, CRIM. 1	1	0	2	28	0	0	0	0	0	0	0
SUPERIOR, CRIM. 2	0	0	4	37	0	0	0	0	0	0	0
SUPERIOR, CRIM. 3	3	0	0	19	0	0	0	0	0	0	0
SUPERIOR, CRIM. 4	2	0	4	145	0	0	0	0	0	0	0
SUPERIOR 7	0	5	12	0	162	0	0	0	0	0	0
SUPERIOR 8	7	7	0	0	214	103	0	0	0	0	0
SUPERIOR 9	1	5	0	0	15	7	0	0	0	0	0
TOTAL-COURTS OF RECORD:	14	17	22	229	391	110	273	716	3	2,204	55
CROWN POINT CITY	0	6	0	0	24	6	0	0	0	0	0
EAST CHICAGO CITY	0	1,162	0	1,114	785	71	0	0	0	0	0
GARY CITY	0	1,744	0	0	1,274	103	0	0	0	0	0
4TH QTR CIVIL AVERAGED											
HAMMOND CITY	0	2,926	0	0	864	206	0	0	0	0	0
HOBART CITY	0	11	0	0	25	0	0	0	0	0	0
LAKE STATION CITY	0	3	0	0	26	1	0	0	0	0	0
WHITING CITY	0	142	0	0	90	5	0	0	0	0	0
TOTAL-CITY AND TOWN:	0	5,994	0	1,114	3,088	392	0	0	0	0	0
GRAND TOTAL:	14	6,011	22	1,343	3,479	502	273	716	3	2,204	55
LAPORTE											
CIRCUIT	0	0	0	0	0	0	4	46	0	34	115

METHOD OF DISPOSITION
DISPOSED BY BENCH TRIAL
--- CIVIL ---

47

CP	CT	SC	DR	RS	MH	AD	ES	QU	TR	MI	TOTAL
240	15	1,078	592	1	0	17	27	6	0	112	2,620
19	0	0	69	0	0	13	0	1	0	4	106
24	0	0	111	0	11	0	0	0	0	0	259
24	0	57	71	0	21	0	0	0	0	0	223
67	0	57	251	0	32	13	0	1	0	4	588
0	0	0	0	0	0	0	0	0	0	0	261
0	0	0	0	0	0	0	0	0	0	0	261
67	0	57	251	0	32	13	0	1	0	4	849
61	3	0	289	33	0	2	0	0	0	23	425
76	3	0	61	0	0	18	41	14	0	6	421
2	0	213	0	0	0	0	0	0	0	0	344
139	6	213	350	33	0	20	41	14	0	29	1,190
139	6	213	350	33	0	20	41	14	0	29	1,190
11	0	0	68	3	0	12	3	0	0	11	141
24	1	52	59	0	0	0	0	0	0	31	202
35	1	52	127	3	0	12	3	0	0	42	343
35	1	52	127	3	0	12	3	0	0	42	343
76	3	0	144	0	2	0	0	0	0	93	318
100	6	0	75	0	0	12	0	0	0	2	195
25	2	0	307	1	20	16	0	0	0	6	377
127	0	0	379	0	0	5	115	11	7	15	659
2	1	0	180	0	140	16	0	0	0	7	346
58	6	0	274	515	0	21	335	61	2	338	1,610
0	0	0	0	0	0	0	0	0	0	0	3,251
0	0	0	0	0	0	0	0	0	0	0	31
0	0	0	0	0	0	0	0	0	0	0	41
0	0	0	0	0	0	0	0	0	0	0	22
0	0	0	0	0	0	0	0	0	0	0	151
2	1	722	0	0	0	0	0	0	0	0	904
181	0	770	0	0	0	0	0	0	0	0	1,282
0	0	4	0	0	0	0	0	0	0	0	32
571	19	1,496	1,359	516	162	70	450	72	9	461	9,219
4	0	0	0	0	0	0	0	0	0	0	40
0	0	0	0	0	0	0	0	0	0	0	3,132
0	0	0	0	0	0	0	0	0	0	0	3,121
159	0	0	0	0	0	0	0	0	0	0	4,155
0	0	0	0	0	0	0	0	0	0	0	36
0	0	0	0	0	0	0	0	0	0	0	30
0	0	0	0	0	0	0	0	0	0	0	237
163	0	0	0	0	0	0	0	0	0	0	10,751
734	19	1,496	1,359	516	162	70	450	72	9	461	19,970
57	5	0	269	56	74	12	0	0	0	38	710

48

[illegible]

49

[illegible]

METHOD OF DISPOSITION
DISPOSED BY BENCH TRIAL
--- CRIMINAL ---

50

	CF	CM	PC1	MC	IF	OV	JC	JD	JS	JP	JM
MARION											
MUNICIPAL 7	0	0	0	0	0	0	0	0	0	0	0
MUNICIPAL 8	0	0	0	0	0	0	0	0	0	0	0
MUNICIPAL 9	18	426	0	0	0	0	0	0	0	0	0
MUNICIPAL 10	2	198	0	0	0	0	0	0	0	0	0
MUNICIPAL 11	0	0	0	0	0	0	0	0	0	0	0
MUNICIPAL 12	0	0	0	0	0	311	0	0	0	0	0
MUNICIPAL 13	0	46	0	0	981	128	0	0	0	0	0
MUNICIPAL 14	0	92	0	0	1,050	26	0	0	0	0	0
MUNICIPAL 15	99	2	0	0	0	0	0	0	0	0	0
MUNICIPAL 16	17	216	0	0	0	0	0	0	0	0	0
TOTAL-COURTS OF RECORD:	444	1,554	97	0	2,037	465	0	334	9	1,886	0
CENTER TOWNSHIP	0	0	0	0	0	0	0	0	0	0	0
DECATUR TOWNSHIP	0	0	0	0	0	0	0	0	0	0	0
LAWRENCE TOWNSHIP	0	0	0	0	0	0	0	0	0	0	0
PERRY TOWNSHIP	0	0	0	0	0	0	0	0	0	0	0
PIKE TOWNSHIP	0	0	0	0	0	0	0	0	0	0	0
WARREN TOWNSHIP	0	0	0	0	0	0	0	0	0	0	0
WASHINGTON TOWNSHIP	0	0	0	0	0	0	0	0	0	0	0
WAYNE TOWNSHIP	0	0	0	0	0	0	0	0	0	0	0
TOTAL-SMALL CLAIMS:	0	0	0	0	0	0	0	0	0	0	0
GRAND TOTAL:	444	1,554	97	0	2,037	465	0	334	9	1,886	0
MARSHALL											
CIRCUIT	1	0	0	0	0	0	4	108	0	54	14
SUPERIOR 1	0	1	0	1	0	0	0	0	0	0	0
SUPERIOR 2	3	18	0	4	103	0	0	0	0	0	0
TOTAL-COURTS OF RECORD:	4	19	0	5	103	0	4	108	0	54	14
GRAND TOTAL:	4	19	0	5	103	0	4	108	0	54	14
MARTIN											
CIRCUIT	0	6	2	0	10	1	10	15	4	12	0
TOTAL-COURTS OF RECORD:	0	6	2	0	10	1	10	15	4	12	0
GRAND TOTAL:	0	6	2	0	10	1	10	15	4	12	0
MIAMI											
CIRCUIT	7	16	3	0	0	0	11	22	7	25	0
SUPERIOR	2	10	0	0	36	0	11	6	0	12	0
TOTAL-COURTS OF RECORD:	9	26	3	0	36	0	22	28	7	37	0
PERU CITY	0	0	0	0	0	0	0	0	0	0	0
BUNKER HILL TOWN	0	0	0	0	0	0	0	0	0	0	0
TOTAL-CITY AND TOWN:	0	0	0	0	0	0	0	0	0	0	0
GRAND TOTAL:	9	26	3	0	36	0	22	28	7	37	0
MONROE											
CIRCUIT 1	13	0	2	0	0	0	86	127	0	67	110
CIRCUIT 2	13	0	0	0	0	0	0	0	0	0	0
CIRCUIT 3	33	1	3	0	0	0	0	0	0	0	0
CIRCUIT 4	35	5	4	0	0	0	0	0	0	0	0
CIRCUIT 5	26	249	0	0	183	0	0	0	0	0	0
CIRCUIT 6	0	0	0	0	0	0	0	0	0	0	0
TOTAL-COURTS OF RECORD:	120	255	9	0	183	0	86	127	0	67	110
GRAND TOTAL:	120	255	9	0	183	0	86	127	0	67	110
MONTGOMERY											
CIRCUIT	16	0	0	0	0	0	17	25	0	30	0

METHOD OF DISPOSITION
DISPOSED BY BENCH TRIAL
--- CIVIL ---

51

CP	CT	SC	DR	RS	MH	AD	ES	CU	TR	MI	TOTAL
303	9	0	0	0	0	0	0	0	0	0	312
320	8	0	0	0	0	0	0	0	0	22	350
0	0	0	0	0	0	0	0	0	0	0	444
0	0	0	0	0	0	0	0	0	0	0	200
0	0	0	0	0	0	0	0	0	0	0	0
348	0	0	0	0	0	0	0	0	0	1	660
0	0	0	0	0	0	0	0	0	0	0	1,155
0	0	0	0	0	0	0	0	0	0	0	1,168
0	0	0	0	0	0	0	0	0	0	0	101
0	0	0	0	0	0	0	0	0	0	0	233
2,439	177	0	5,500	1,095	195	597	2,177	1,046	35	2,028	22,115
0	0	2,512	0	0	0	0	0	0	0	0	2,512
0	0	1,305	0	0	0	0	0	0	0	6	1,311
0	0	289	0	0	0	0	0	0	0	8	297
0	0	968	0	0	0	0	0	0	0	0	968
0	0	2,593	0	0	0	0	0	0	0	0	2,593
0	0	3,825	0	0	0	0	0	0	0	0	3,825
0	0	1,392	0	0	0	0	0	0	0	0	1,392
0	0	2,141	0	0	0	0	0	0	0	0	2,141
0	0	15,025	0	0	0	0	0	0	0	14	15,039
2,439	177	15,025	5,500	1,095	195	597	2,177	1,046	35	2,042	37,154
43	3	0	158	5	0	10	2	1	0	2	405
40	2	0	90	0	0	0	0	0	0	15	149
5	0	544	0	0	0	0	0	0	0	0	677
88	5	544	248	5	0	10	2	1	0	17	1,231
88	5	544	248	5	0	10	2	1	0	17	1,231
9	0	60	47	2	0	2	0	5	0	0	185
9	0	60	47	2	0	2	0	5	0	0	185
9	0	60	47	2	0	2	0	5	0	0	185
19	0	0	181	15	9	18	0	0	0	20	353
11	1	270	52	0	2	0	1	4	0	11	429
30	1	270	233	15	11	18	1	4	0	31	782
0	0	0	0	0	0	0	0	0	0	0	0
0	0	0	0	0	0	0	0	0	0	0	0
0	0	0	0	0	0	0	0	0	0	0	0
30	1	270	233	15	11	18	1	4	0	31	782
87	3	0	95	0	32	0	0	0	0	35	657
98	12	10	177	0	0	0	0	0	0	11	321
224	18	14	212	0	0	0	0	0	0	15	520
118	16	9	208	0	0	0	0	0	0	17	412
0	0	0	0	0	0	0	0	0	0	0	458
116	4	4,056	95	0	0	0	0	0	0	0	4,271
643	53	4,089	787	0	32	0	0	0	0	78	6,639
643	53	4,089	787	0	32	0	0	0	0	78	6,639
50	0	0	141	0	1	0	10	2	0	2	294

METHOD OF DISPOSITION
DISPOSED BY BENCH TRIAL
--- CRIMINAL ---

52

	CF	CM	PC1	MC	IF	OV	JC	JD	JS	JP	JM
MONTGOMERY											
SUPERIOR	2	0	0	0	0	0	0	0	0	0	0
COUNTY	0	5	1	0	270	0	0	0	0	0	0
TOTAL-COURTS OF RECORD:	18	5	1	0	270	0	17	25	0	30	0
GRAND TOTAL:	18	5	1	0	270	0	17	25	0	30	0
MORGAN											
CIRCUIT	6	4	3	10	0	0	36	65	49	77	18
SUPERIOR	2	2	0	0	0	0	0	0	0	0	0
COUNTY	37	106	0	0	6	0	0	0	0	0	0
TOTAL-COURTS OF RECORD:	45	112	3	10	6	0	36	65	49	77	18
MARTINSVILLE CITY	0	31	0	0	63	0	0	0	0	0	0
MOORESVILLE TOWN	0	34	0	0	157	0	0	0	0	0	0
TOTAL-CITY AND TOWN:	0	65	0	0	220	0	0	0	0	0	0
GRAND TOTAL:	45	177	3	10	226	0	36	65	49	77	18
NEWTON											
CIRCUIT	0	0	0	0	0	0	0	0	0	1	0
SUPERIOR	0	22	6	0	175	0	0	0	0	0	0
TOTAL-COURTS OF RECORD:	0	22	6	0	175	0	0	0	0	1	0
GRAND TOTAL:	0	22	6	0	175	0	0	0	0	1	0
NOBLE											
CIRCUIT	0	1	0	0	0	0	5	1	0	1	0
SUPERIOR	1	0	0	0	0	0	0	28	0	34	2
COUNTY	5	36	16	5	24	0	0	0	0	0	0
TOTAL-COURTS OF RECORD:	6	37	16	5	24	0	5	29	0	35	2
CROMWELL TOWN	0	0	0	0	0	0	0	0	0	0	0
TOTAL-CITY AND TOWN:	0	0	0	0	0	0	0	0	0	0	0
GRAND TOTAL:	6	37	16	5	24	0	5	29	0	35	2
OHIO											
CIRCUIT	1	0	0	0	0	0	0	0	0	0	0
SUPERIOR	0	15	3	0	67	0	0	0	0	0	0
TOTAL-COURTS OF RECORD:	1	15	3	0	67	0	0	0	0	0	0
GRAND TOTAL:	1	15	3	0	67	0	0	0	0	0	0
ORANGE											
CIRCUIT	0	0	6	1	0	0	10	11	5	36	0
COUNTY	0	1	0	0	3	0	0	0	0	0	0
TOTAL-COURTS OF RECORD:	0	1	6	1	3	0	10	11	5	36	0
GRAND TOTAL:	0	1	6	1	3	0	10	11	5	36	0
OWEN											
CIRCUIT	1	17	4	6	41	0	18	7	0	19	1
TOTAL-COURTS OF RECORD:	1	17	4	6	41	0	18	7	0	19	1
GRAND TOTAL:	1	17	4	6	41	0	18	7	0	19	1
PARKE											
CIRCUIT	19	40	0	0	37	0	15	16	0	22	1
TOTAL-COURTS OF RECORD:	19	40	0	0	37	0	15	16	0	22	1
GRAND TOTAL:	19	40	0	0	37	0	15	16	0	22	1
PERRY											
CIRCUIT	0	1	2	0	0	0	15	10	0	4	4

METHOD OF DISPOSITION
DISPOSED BY BENCH TRIAL
--- CIVIL ---

53

CP	CT	SC	DR	RS	MH	AD	ES	GU	TR	MI	TOTAL
34	0	0	194	0	28	7	10	2	0	5	282
5	0	153	0	0	0	0	0	0	0	1	435
89	0	153	335	0	29	7	20	4	0	8	1,011
89	0	153	335	0	29	7	20	4	0	8	1,011
175	2	0	66	35	1	7	25	10	0	24	613
30	0	0	294	0	2	7	3	0	0	1	341
7	0	411	0	0	0	0	0	0	0	0	567
212	2	411	360	35	3	14	28	10	0	25	1,521
0	0	0	0	0	0	0	0	0	0	0	94
0	0	0	0	0	0	0	0	0	0	0	191
0	0	0	0	0	0	0	0	0	0	0	285
212	2	411	360	35	3	14	28	10	0	25	1,806
47	28	77	33	0	0	1	3	7	0	2	199
19	1	0	42	0	0	0	0	0	0	0	265
66	29	77	75	0	0	1	3	7	0	2	464
66	29	77	75	0	0	1	3	7	0	2	464
38	4	0	175	0	0	34	0	0	0	14	273
15	5	0	118	5	16	5	1	0	0	4	234
4	0	297	0	0	0	0	0	0	0	0	387
57	9	297	293	5	16	39	1	0	0	18	894
0	0	0	0	0	0	0	0	0	0	0	0
0	0	0	0	0	0	0	0	0	0	0	0
57	9	297	293	5	16	39	1	0	0	18	894
0	0	0	0	0	0	0	0	0	0	0	1
7	0	29	16	3	0	0	0	0	0	0	140
7	0	29	16	3	0	0	0	0	0	0	141
7	0	29	16	3	0	0	0	0	0	0	141
42	0	0	125	4	7	9	0	4	0	3	263
0	0	58	0	0	0	0	0	0	0	0	62
42	0	58	125	4	7	9	0	4	0	3	325
42	0	58	125	4	7	9	0	4	0	3	325
21	2	118	124	1	0	10	1	9	0	1	401
21	2	118	124	1	0	10	1	9	0	1	401
21	2	118	124	1	0	10	1	9	0	1	401
28	0	260	112	0	0	0	0	0	0	4	554
28	0	260	112	0	0	0	0	0	0	4	554
28	0	260	112	0	0	0	0	0	0	4	554
11	0	282	66	1	0	2	0	0	0	2	400

54

[illegible]

55

[illegible]

METHOD OF DISPOSITION
DISPOSED BY BENCH TRIAL
--- CRIMINAL ---

56

	CF	CM	PC1	MC	IF	OV	JC	JD	JS	JP	JM
RIPLEY											
TOTAL-CITY AND TOWN:	0	7	0	0	14	3	0	0	0	0	0
GRAND TOTAL:	1	7	0	0	14	3	1	6	0	9	0
RUSH											
CIRCUIT	7	0	4	2	0	0	8	18	0	17	0
COUNTY	54	281	2	0	41	0	0	0	0	0	0
TOTAL-COURTS OF RECORD:	61	281	6	2	41	0	8	18	0	17	0
GRAND TOTAL:	61	281	6	2	41	0	8	18	0	17	0
ST. JOSEPH											
CIRCUIT	1	0	0	0	0	0	0	0	0	0	0
SUPERIOR	25	108	47	0	20	6	0	0	0	0	0
PROBATE	0	0	0	0	0	0	175	91	0	36	20
TOTAL-COURTS OF RECORD:	26	108	47	0	20	6	175	91	0	36	20
WALKERTON TOWN	0	0	0	0	0	0	0	0	0	0	0
TOTAL-CITY AND TOWN:	0	0	0	0	0	0	0	0	0	0	0
GRAND TOTAL:	26	108	47	0	20	6	175	91	0	36	20
SCOTT											
CIRCUIT	1	0	1	2	0	0	9	19	0	34	13
COUNTY	1	7	20	0	46	1	0	0	0	0	0
TOTAL-COURTS OF RECORD:	2	7	21	2	46	1	9	19	0	34	13
GRAND TOTAL:	2	7	21	2	46	1	9	19	0	34	13
SHELBY											
CIRCUIT	0	0	0	0	0	0	0	0	0	0	0
SUPERIOR 1	0	0	0	6	0	0	3	1	1	11	7
SUPERIOR 2	2	8	0	0	38	0	0	0	0	0	0
TOTAL-COURTS OF RECORD:	2	8	0	6	38	0	3	1	1	11	7
GRAND TOTAL:	2	8	0	6	38	0	3	1	1	11	7
SPENCER											
CIRCUIT	0	7	4	0	44	0	0	0	0	17	0
TOTAL-COURTS OF RECORD:	0	7	4	0	44	0	0	0	0	17	0
ROCKPORT CITY	0	0	0	0	0	0	0	0	0	0	0
TOTAL-CITY AND TOWN:	0	0	0	0	0	0	0	0	0	0	0
GRAND TOTAL:	0	7	4	0	44	0	0	0	0	17	0
STARKE											
CIRCUIT	0	0	3	1	0	0	13	21	0	39	0
TOTAL-COURTS OF RECORD:	0	0	3	1	0	0	13	21	0	39	0
KNOX CITY - CITY	0	22	0	0	11	0	0	0	0	0	0
TOTAL-CITY AND TOWN:	0	22	0	0	11	0	0	0	0	0	0
GRAND TOTAL:	0	22	3	1	11	0	13	21	0	39	0
STEBEN											
CIRCUIT	1	0	0	17	0	0	4	5	0	2	0
SUPERIOR	0	0	0	0	7	0	0	0	0	0	0
TOTAL-COURTS OF RECORD:	1	0	0	17	7	0	4	5	0	2	0
FREMONT TOWN	0	5	0	0	107	5	0	0	0	0	0
TOTAL-CITY AND TOWN:	0	5	0	0	107	5	0	0	0	0	0
GRAND TOTAL:	1	5	0	17	114	5	4	5	0	2	0
SULLIVAN											
CIRCUIT	18	6	0	0	0	0	30	31	0	23	0

METHOD OF DISPOSITION
DISPOSED BY BENCH TRIAL
--- CIVIL ---

57

CP	CT	SC	DR	RS	MH	AD	ES	GU	TR	MI	TOTAL
52	0	0	0	0	0	0	0	0	0	0	76
85	0	270	108	0	2	4	0	0	0	3	513
30	1	0	114	10	1	12	0	0	0	9	233
12	0	255	0	0	0	0	0	0	0	0	645
42	1	255	114	10	1	12	0	0	0	9	878
42	1	255	114	10	1	12	0	0	0	9	878
175	5	0	785	196	0	0	1	0	0	131	1,294
109	8	1,460	361	7	2	0	4	1	0	9	2,167
3	0	0	0	0	0	0	0	0	0	0	325
287	13	1,460	1,146	203	2	0	5	1	0	140	3,786
0	0	0	0	0	0	0	0	0	0	0	0
0	0	0	0	0	0	0	0	0	0	0	0
287	13	1,460	1,146	203	2	0	5	1	0	140	3,786
29	3	0	239	15	6	11	0	0	0	6	388
21	1	186	0	0	0	0	0	0	0	0	283
50	4	186	239	15	6	11	0	0	0	6	671
50	4	186	239	15	6	11	0	0	0	6	671
36	1	0	69	3	1	15	0	3	4	11	143
9	0	0	106	0	0	2	0	1	0	3	150
29	0	367	82	0	0	1	0	0	0	8	535
74	1	367	257	3	1	18	0	4	4	22	828
74	1	367	257	3	1	18	0	4	4	22	828
70	0	148	103	21	8	0	0	0	0	1	423
70	0	148	103	21	8	0	0	0	0	1	423
0	0	0	0	0	0	0	0	0	0	0	0
0	0	0	0	0	0	0	0	0	0	0	0
70	0	148	103	21	8	0	0	0	0	1	423
64	3	118	123	22	16	8	0	0	1	7	439
64	3	118	123	22	16	8	0	0	1	7	439
0	0	0	0	0	0	0	0	0	0	0	33
0	0	0	0	0	0	0	0	0	0	0	33
64	3	118	123	22	16	8	0	0	1	7	472
26	1	0	86	12	2	0	0	5	0	4	165
8	0	66	67	0	3	0	0	0	0	5	156
34	1	66	153	12	5	0	0	5	0	9	321
0	0	0	0	0	0	0	0	0	0	0	117
0	0	0	0	0	0	0	0	0	0	0	117
34	1	66	153	12	5	0	0	5	0	9	438
38	1	0	85	14	0	0	0	0	0	7	253

58

[illegible]

METHOD OF DISPOSITION
DISPOSED BY BENCH TRIAL
--- CIVIL ---

59

CP	CT	SC	DR	RS	MH	AD	ES	GU	TR	MI	TOTAL
13	1	127	57	0	0	0	0	0	0	4	209
51	2	127	142	14	0	0	0	0	0	11	462
51	2	127	142	14	0	0	0	0	0	11	462
4	1	0	4	0	0	0	0	0	0	1	10
3	1	59	38	1	0	3	0	0	0	11	130
7	2	59	42	1	0	3	0	0	0	12	140
7	2	59	42	1	0	3	0	0	0	12	140
227	0	0	178	0	30	65	0	0	0	29	556
37	1	0	359	22	8	0	0	0	0	0	491
12	0	0	183	0	0	0	0	0	0	1	199
0	0	0	0	2	0	0	0	0	0	0	292
0	0	1,197	0	0	0	0	0	0	0	0	1,205
15	29	0	0	0	0	0	0	0	0	0	116
291	30	1,197	720	24	38	65	0	0	0	30	2,859
0	0	0	0	0	0	0	0	0	0	0	70
0	0	0	0	0	0	0	0	0	0	0	70
291	30	1,197	720	24	38	65	0	0	0	30	2,929
37	1	58	96	0	10	4	0	0	0	13	244
37	1	58	96	0	10	4	0	0	0	13	244
0	0	0	0	0	0	0	0	0	0	0	8
0	0	0	0	0	0	0	0	0	0	0	14
0	0	0	0	0	0	0	0	0	0	0	22
37	1	58	96	0	10	4	0	0	0	13	266
12	0	31	48	0	0	0	0	0	0	15	110
12	0	31	48	0	0	0	0	0	0	15	110
12	0	31	48	0	0	0	0	0	0	15	110
0	0	0	0	0	0	0	0	0	0	0	0
98	9	2,818	1,035	0	114	66	313	177	4	320	6,464
98	9	2,818	1,035	0	114	66	313	177	4	320	6,464
98	9	2,818	1,035	0	114	66	313	177	4	320	6,464
34	3	224	163	0	1	9	1	0	0	18	551
34	3	224	163	0	1	9	1	0	0	18	551
0	0	0	0	0	0	0	0	0	0	0	14
0	0	0	0	0	0	0	0	0	0	0	14
34	3	224	163	0	1	9	1	0	0	18	565
24	0	0	182	37	0	18	0	0	0	103	638
12	0	0	188	16	0	1	0	0	0	8	227
19	2	0	369	1	162	0	0	0	0	3	556

METHOD OF DISPOSITION
DISPOSED BY BENCH TRIAL
--- CRIMINAL ---

60

	CF	CM	PC1	MC	IF	OV	JC	JD	JS	JP	JM
VIGO											
SUPERIOR 3	0	0	0	0	0	0	0	0	0	0	0
SUPERIOR JURIS OF CIRCUIT CT.											
COUNTY 4	0	10	0	0	0	1	0	0	0	0	0
COUNTY 5	6	13	12	138	0	0	0	0	0	0	0
TOTAL-COURTS OF RECORD:	8	24	16	158	0	1	0	16	5	228	0
TERRE HAUTE CITY	0	133	0	0	109	2	0	0	0	0	0
TOTAL-CITY AND TOWN:	0	133	0	0	109	2	0	0	0	0	0
GRAND TOTAL:	8	157	16	158	109	3	0	16	5	228	0
WABASH											
CIRCUIT	9	0	0	0	0	0	1	41	19	22	0
COUNTY	0	7	0	0	4	0	0	0	0	0	0
TOTAL-COURTS OF RECORD:	9	7	0	0	4	0	1	41	19	22	0
WABASH CITY	0	0	0	0	15	0	0	0	0	0	0
N. MANCHESTER TOWN	0	0	0	0	0	0	0	0	0	0	0
TOTAL-CITY AND TOWN:	0	0	0	0	15	0	0	0	0	0	0
GRAND TOTAL:	9	7	0	0	19	0	1	41	19	22	0
WARREN											
CIRCUIT	1	1	2	6	9	0	11	4	0	10	15
TOTAL-COURTS OF RECORD:	1	1	2	6	9	0	11	4	0	10	15
GRAND TOTAL:	1	1	2	6	9	0	11	4	0	10	15
WARRICK											
CIRCUIT	2	0	0	4	0	0	1	81	0	39	1
SUPERIOR	3	8	0	461	825	1	1	0	0	29	0
TOTAL-COURTS OF RECORD:	5	8	0	465	825	1	2	81	0	68	1
GRAND TOTAL:	5	8	0	465	825	1	2	81	0	68	1
WASHINGTON											
CIRCUIT	1	0	5	1	51	0	9	34	0	32	0
SUPERIOR	0	0	0	0	0	0	0	0	0	0	0
TOTAL-COURTS OF RECORD:	1	0	5	1	51	0	9	34	0	32	0
GRAND TOTAL:	1	0	5	1	51	0	9	34	0	32	0
WAYNE											
CIRCUIT	1	0	1	25	0	0	14	44	1	88	65
SUPERIOR 1	2	0	0	6	0	0	17	21	2	68	39
SUPERIOR 2	1	0	1	3	0	0	24	24	2	82	16
SUPERIOR 3	19	730	1	24	152	481	5	3	0	0	0
TOTAL-COURTS OF RECORD:	23	730	3	58	152	481	60	92	5	238	120
HAGERSTOWN TOWN	0	1	0	0	15	0	0	0	0	0	0
TOTAL-CITY AND TOWN:	0	1	0	0	15	0	0	0	0	0	0
GRAND TOTAL:	23	731	3	58	167	481	60	92	5	238	120
WELLS											
CIRCUIT	1	0	2	0	0	0	14	34	0	13	0
SUPERIOR	0	10	0	0	27	0	0	0	0	0	0
TOTAL-COURTS OF RECORD:	1	10	2	0	27	0	14	34	0	13	0
BLUFFTON CITY	0	0	0	0	2	0	0	0	0	0	0
TOTAL-CITY AND TOWN:	0	0	0	0	2	0	0	0	0	0	0
GRAND TOTAL:	1	10	2	0	29	0	14	34	0	13	0
WHITE											
CIRCUIT	0	0	0	0	0	0	13	35	3	17	0

METHOD OF DISPOSITION
DISPOSED BY BENCH TRIAL
--- CIVIL ---

61

CP	CT	SC	DR	RS	MH	AD	ES	GU	TR	MI	TOTAL
0	0	0	0	0	0	0	0	0	0	0	0
7	0	547	0	0	0	0	0	0	0	189	754
39	5	1,513	0	0	0	0	0	0	0	8	1,734
101	7	2,060	739	54	162	19	0	0	0	311	3,909
0	0	0	0	0	0	0	0	0	0	0	244
0	0	0	0	0	0	0	0	0	0	0	244
101	7	2,060	739	54	162	19	0	0	0	311	4,153
11	0	0	104	1	1	1	0	4	0	11	225
5	0	285	0	0	0	0	0	0	0	0	301
16	0	285	104	1	1	1	0	4	0	11	526
0	0	22	0	0	0	0	0	0	0	0	37
0	0	0	0	0	0	0	0	0	0	0	0
0	0	22	0	0	0	0	0	0	0	0	37
16	0	307	104	1	1	1	0	4	0	11	563
27	0	22	72	1	4	3	0	0	0	4	192
27	0	22	72	1	4	3	0	0	0	4	192
27	0	22	72	1	4	3	0	0	0	4	192
122	16	0	180	31	57	9	186	12	3	3	747
49	0	735	84	0	0	5	1	1	0	2	2,205
171	16	735	264	31	57	14	187	13	3	5	2,952
171	16	735	264	31	57	14	187	13	3	5	2,952
25	0	18	15	0	0	4	0	0	0	4	199
48	0	278	146	14	0	0	0	0	0	7	493
73	0	296	161	14	0	4	0	0	0	11	692
73	0	296	161	14	0	4	0	0	0	11	692
43	4	0	174	102	0	3	0	0	0	23	588
35	3	0	240	17	10	6	0	0	0	14	480
15	0	0	117	25	4	0	0	0	0	7	321
4	0	394	0	0	0	0	0	0	0	4	1,817
97	7	394	531	144	14	9	0	0	0	48	3,206
0	0	0	0	0	0	0	0	0	0	0	16
0	0	0	0	0	0	0	0	0	0	0	16
97	7	394	531	144	14	9	0	0	0	48	3,222
7	0	0	61	0	1	0	0	1	0	1	135
11	0	116	76	0	1	0	0	0	0	8	249
18	0	116	137	0	2	0	0	1	0	9	384
0	0	0	0	0	0	0	0	0	0	0	2
0	0	0	0	0	0	0	0	0	0	0	2
18	0	116	137	0	2	0	0	1	0	9	386
33	0	0	193	1	16	7	0	0	0	4	322

METHOD OF DISPOSITION
DISPOSED BY BENCH TRIAL
--- CRIMINAL ---

62

	CF	CM	PCJ	MC	IF	OV	JC	JD	JS	JP	JM
WHITE											
SUPERIOR	0	1	3	0	13	0	0	0	0	0	0
TOTAL-COURTS OF RECORD:	0	1	3	0	13	0	13	35	3	17	0
MONON TOWN	0	0	0	0	0	0	0	0	0	0	0
TOTAL-CITY AND TOWN:	0	0	0	0	0	0	0	0	0	0	0
GRAND TOTAL:	0	1	3	0	13	0	13	35	3	17	0
WHITLEY											
CIRCUIT	0	0	0	0	0	0	0	4	0	5	0
SUPERIOR	0	5	3	0	123	0	0	0	0	0	0
TOTAL-COURTS OF RECORD:	0	5	3	0	123	0	0	4	0	5	0
GRAND TOTAL:	0	5	3	0	123	0	0	4	0	5	0

METHOD OF DISPOSITION
DISPOSED BY BENCH TRIAL
--- CIVIL ---

63

CP	CT	SC	DR	RS	MH	AD	ES	GU	TR	MI	TOTAL
4	0	85	0	0	0	0	0	0	0	0	106
37	0	85	193	1	16	7	0	0	0	4	428
0	0	0	0	0	0	0	0	0	0	0	0
0	0	0	0	0	0	0	0	0	0	0	0
37	0	85	193	1	16	7	0	0	0	4	428
46	6	0	137	9	3	9	0	1	0	9	229
4	0	257	27	0	0	0	0	0	0	0	419
50	6	257	164	9	3	9	0	1	0	9	648
50	6	257	164	9	3	9	0	1	0	9	648

METHOD OF DISPOSITION
DISPOSED BY BENCH TRIAL
--- CRIMINAL ---

64

	CF	CM	PC1	MC	IF	OV	JC	JD	JS	JP	JM
TOTALS FOR SUPERIOR AND CIRCUIT COURTS	1,387	2,760	700	1,630	4,261	977	2,509	4,972	410	8,911	1,217
TOTALS FOR COUNTY AND MUNICIPAL COURTS	402	2,639	91	158	3,378	790	0	0	0	0	0
TOTALS FOR SMALL CLAIM COURTS	0	0	0	0	0	0	0	0	0	0	0
TOTALS FOR CITY AND TOWN COURTS	0	9,271	42	1,178	15,331	703	0	0	0	0	0
TOTALS FOR ALL COURTS	1,789	14,670	833	2,966	23,170	2,470	2,509	4,972	410	8,911	1,217

METHOD OF DISPOSITION
DISPOSED BY BENCH TRIAL
--- CIVIL ---

65

CP	CT	SC	DR	RS	MH	AD	ES	GU	TR	MI	TOTAL
10,393	646	26,694	32,944	3,406	1,618	1,797	4,022	1,753	74	4,073	117,154
1,961	65	12,986	0	0	195	0	0	0	0	2,004	24,669
0	0	15,025	0	0	0	0	0	0	0	14	15,039
215	0	22	0	0	0	0	0	0	0	0	26,962
12,569	711	54,727	32,944	3,406	1,813	1,797	4,022	1,753	74	6,091	183,824

METHOD OF DISPOSITION
DISMISSED
--- CRIMINAL ---

66

	CF	CM	PC1	MC	IF	OV	JC	JD	JS	JP	JM
ADAMS											
CIRCUIT	5	6	0	0	0	0	1	8	3	2	1
SUPERIOR	17	82	0	0	11	14	0	0	0	0	0
TOTAL-COURTS OF RECORD:	22	88	0	0	11	14	1	8	3	2	1
GRAND TOTAL:	22	88	0	0	11	14	1	8	3	2	1
ALLEN											
CIRCUIT	38	0	6	11	0	0	0	0	0	0	0
SUPERIOR	68	3,049	24	1	1,712	844	11	58	0	48	64
TOTAL-COURTS OF RECORD:	106	3,049	30	12	1,712	844	11	58	0	48	64
GRAND TOTAL:	106	3,049	30	12	1,712	844	11	58	0	48	64
BARTHOLOMEW											
CIRCUIT	20	0	1	3	0	0	0	1	0	0	0
SUPERIOR 1	32	6	1	0	0	0	0	0	0	0	0
SUPERIOR 2	12	1,374	1	0	566	0	0	0	0	0	0
TOTAL-COURTS OF RECORD:	64	1,380	3	3	566	0	0	1	0	0	0
GRAND TOTAL:	64	1,380	3	3	566	0	0	1	0	0	0
BENTON											
CIRCUIT	8	15	0	2	53	1	1	1	2	0	0
TOTAL-COURTS OF RECORD:	8	15	0	2	53	1	1	1	2	0	0
GRAND TOTAL:	8	15	0	2	53	1	1	1	2	0	0
BLACKFORD											
CIRCUIT	5	11	1	0	0	0	3	7	0	6	0
COUNTY	16	24	0	0	1	1	0	0	0	0	0
TOTAL-COURTS OF RECORD:	21	35	1	0	1	1	3	7	0	6	0
MONTPELIER CITY	0	0	0	0	30	0	0	0	0	0	0
TOTAL-CITY AND TOWN:	0	0	0	0	30	0	0	0	0	0	0
GRAND TOTAL:	21	35	1	0	31	1	3	7	0	6	0
BOONE											
CIRCUIT	0	0	0	0	0	0	18	7	0	3	0
SUPERIOR 1	6	0	0	0	0	0	0	0	0	0	0
SUPERIOR 2	21	76	0	0	6	0	0	0	0	0	0
TOTAL-COURTS OF RECORD:	27	76	0	0	6	0	18	7	0	3	0
LEBANON CITY	0	2	0	0	14	4	0	0	0	0	0
THORNTOWN TOWN	0	5	0	0	35	3	0	0	0	0	0
ZIONSVILLE TOWN	0	0	0	0	15	3	0	0	0	0	0
JAMESTOWN TOWN	0	0	0	0	1	0	0	0	0	0	0
WHITESTOWN TOWN	0	0	0	0	4	22	0	0	0	0	0
TOTAL-CITY AND TOWN:	0	7	0	0	69	32	0	0	0	0	0
GRAND TOTAL:	27	83	0	0	75	32	18	7	0	3	0
BROWN											
CIRCUIT	20	139	0	0	40	0	6	17	0	0	7
TOTAL-COURTS OF RECORD:	20	139	0	0	40	0	6	17	0	0	7
GRAND TOTAL:	20	139	0	0	40	0	6	17	0	0	7
CARROLL											
CIRCUIT	9	8	0	5	4	0	0	0	0	0	0
SUPERIOR	10	116	0	0	76	0	0	3	0	0	0

METHOD OF DISPOSITION
DISMISSED
--- CIVIL ---

67

CP	CT	SC	DR	RS	MH	AD	ES	GU	TR	MI	TOTAL
28	2	0	14	2	0	0	0	0	0	0	72
24	3	174	18	0	0	0	0	0	0	4	347
52	5	174	32	2	0	0	0	0	0	4	419
52	5	174	32	2	0	0	0	0	0	4	419
626	14	0	165	3	0	0	0	0	0	5	868
980	107	3,416	372	1	320	27	1	0	0	81	11,184
1,606	121	3,416	537	4	320	27	1	0	0	86	12,052
1,606	121	3,416	537	4	320	27	1	0	0	86	12,052
22	7	0	35	0	0	0	0	2	0	0	91
74	7	0	47	0	2	1	0	3	0	0	173
90	2	683	19	0	0	0	0	1	0	0	2,748
186	16	683	101	0	2	1	0	6	0	0	3,012
186	16	683	101	0	2	1	0	6	0	0	3,012
37	5	26	1	0	0	0	0	0	0	1	153
37	5	26	1	0	0	0	0	0	0	1	153
37	5	26	1	0	0	0	0	0	0	1	153
65	5	0	46	1	0	0	0	2	0	1	153
1	0	72	0	0	0	0	0	0	0	9	124
66	5	72	46	1	0	0	0	2	0	10	277
0	0	0	0	0	0	0	0	0	0	0	30
0	0	0	0	0	0	0	0	0	0	0	30
66	5	72	46	1	0	0	0	2	0	10	307
89	19	0	10	0	0	0	0	0	0	1	147
152	26	0	58	0	2	2	0	0	0	0	246
22	4	443	1	0	0	0	0	0	0	0	573
263	49	443	69	0	2	2	0	0	0	1	966
0	0	0	0	0	0	0	0	0	0	0	20
0	0	0	0	0	0	0	0	0	0	0	43
0	0	0	0	0	0	0	0	0	0	0	18
0	0	0	0	0	0	0	0	0	0	0	1
0	0	0	0	0	0	0	0	0	0	0	26
0	0	0	0	0	0	0	0	0	0	0	108
263	49	443	69	0	2	2	0	0	0	1	1,074
58	9	321	23	0	0	0	0	1	0	3	644
58	9	321	23	0	0	0	0	1	0	3	644
58	9	321	23	0	0	0	0	1	0	3	644
30	3	0	25	1	0	0	0	0	2	9	96
5	0	137	0	0	2	0	0	0	0	1	350

METHOD OF DISPOSITION
DISMISSED
--- CRIMINAL ---

68

	CF	CM	PC1	MC	IF	OV	JC	JD	JS	JP	JM
CARROLL											
TOTAL-COURTS OF RECORD:	19	124	0	5	80	0	0	3	0	0	0
DELPHI CITY	0	0	0	0	10	0	0	0	0	0	0
BURLINGTON TOWN	0	0	0	0	0	0	0	0	0	0	0
TOTAL-CITY AND TOWN:	0	0	0	0	10	0	0	0	0	0	0
GRAND TOTAL:	19	124	0	5	90	0	0	3	0	0	0
CASS											
CIRCUIT	52	3	1	1	0	0	3	26	5	18	0
SUPERIOR	31	209	0	0	668	0	0	0	0	0	0
TOTAL-COURTS OF RECORD:	83	212	1	1	668	0	3	26	5	18	0
GRAND TOTAL:	83	212	1	1	668	0	3	26	5	18	0
CLARK											
CIRCUIT	18	0	0	0	0	0	0	0	0	0	0
SUPERIOR 1	15	0	0	0	0	0	2	27	11	1	0
SUPERIOR 2	5	0	0	0	0	0	45	0	0	9	16
COUNTY	102	126	0	0	1,623	0	0	0	0	0	0
TOTAL-COURTS OF RECORD:	140	126	0	0	1,623	0	47	27	11	10	16
CHARLESTOWN CITY	0	1	0	1	3	12	0	0	0	0	0
JEFFERSONVILLE CITY	0	318	0	0	49	15	0	0	0	0	0
CLARKSVILLE TOWN	0	59	0	0	16	21	0	0	0	0	0
TOTAL-CITY AND TOWN:	0	378	0	1	68	48	0	0	0	0	0
GRAND TOTAL:	140	504	0	1	1,691	48	47	27	11	10	16
CLAY											
CIRCUIT	6	0	0	0	0	0	2	0	0	8	0
SUPERIOR	12	76	1	0	190	0	0	0	0	0	0
TOTAL-COURTS OF RECORD:	18	76	1	0	190	0	2	0	0	8	0
GRAND TOTAL:	18	76	1	0	190	0	2	0	0	8	0
CLINTON											
CIRCUIT	3	0	1	0	0	0	6	0	0	9	1
SUPERIOR	4	29	0	0	13	0	0	0	0	0	0
TOTAL-COURTS OF RECORD:	7	29	1	0	13	0	6	0	0	9	1
FRANKFORT CITY	0	8	0	0	0	5	0	0	0	0	0
TOTAL-CITY AND TOWN:	0	8	0	0	0	5	0	0	0	0	0
GRAND TOTAL:	7	37	1	0	13	5	6	0	0	9	1
CRAWFORD											
CIRCUIT	49	163	19	0	137	0	4	3	0	3	0
TOTAL-COURTS OF RECORD:	49	163	19	0	137	0	4	3	0	3	0
GRAND TOTAL:	49	163	19	0	137	0	4	3	0	3	0
DAVIESS											
CIRCUIT	8	0	0	0	0	0	18	5	0	6	0
SUPERIOR	11	101	2	0	45	6	0	0	0	0	0
TOTAL-COURTS OF RECORD:	19	101	2	0	45	6	18	5	0	6	0
GRAND TOTAL:	19	101	2	0	45	6	18	5	0	6	0
DEARBORN											
CIRCUIT	8	0	0	3	0	0	1	0	0	2	0
COUNTY	50	318	0	0	14	0	0	0	0	0	0

69

[illegible]

METHOD OF DISPOSITION
DISMISSED
--- CRIMINAL ---

70

	CF	CM	PC1	MC	IF	OV	JC	JD	JS	JP	JM
DEARBORN											
TOTAL-COURTS OF RECORD:	58	318	0	3	14	0	1	0	0	2	0
AURORA CITY	0	89	0	0	62	0	0	0	0	0	0
LAWRENCEBURG CITY	0	19	0	4	13	0	0	0	0	0	0
TOTAL-CITY AND TOWN:	0	108	0	4	75	0	0	0	0	0	0
GRAND TOTAL:	58	426	0	7	89	0	1	0	0	2	0
DECATUR											
CIRCUIT	9	2	0	0	0	0	7	24	0	11	55
COUNTY	3	54	0	0	47	0	0	0	0	0	0
TOTAL-COURTS OF RECORD:	12	56	0	0	47	0	7	24	0	11	55
GRAND TOTAL:	12	56	0	0	47	0	7	24	0	11	55
DEKALB											
CIRCUIT	26	6	0	9	0	0	75	22	11	0	0
SUPERIOR	4	265	0	0	153	0	0	3	33	0	0
TOTAL-COURTS OF RECORD:	30	271	0	9	153	0	75	25	44	0	0
BUTLER CITY	0	0	0	0	1	0	0	0	0	0	0
TOTAL-CITY AND TOWN:	0	0	0	0	1	0	0	0	0	0	0
GRAND TOTAL:	30	271	0	9	154	0	75	25	44	0	0
DELAWARE											
CIRCUIT	21	2	0	5	0	0	0	0	0	18	0
SUPERIOR 1	14	0	0	0	0	0	2	0	0	0	0
SUPERIOR 2	17	0	0	0	0	0	9	0	0	8	0
SUPERIOR 3	49	203	6	0	201	0	0	0	0	0	0
SUPERIOR 4	34	290	0	1	105	8	0	0	0	0	0
TOTAL-COURTS OF RECORD:	135	495	6	6	306	8	11	0	0	26	0
MUNCIE CITY	0	630	0	0	151	93	0	0	0	0	0
YORKTOWN TOWN	0	0	0	0	262	0	0	0	0	0	0
TOTAL-CITY AND TOWN:	0	630	0	0	413	93	0	0	0	0	0
GRAND TOTAL:	135	1,125	6	6	719	101	11	0	0	26	0
DUBOIS											
CIRCUIT	43	70	0	0	4	0	0	5	0	5	0
SUPERIOR	12	73	0	0	182	0	0	0	0	0	0
TOTAL-COURTS OF RECORD:	55	143	0	0	186	0	0	5	0	5	0
GRAND TOTAL:	55	143	0	0	186	0	0	5	0	5	0
ELKHART											
CIRCUIT	33	2	0	0	0	0	9	29	0	7	0
SUPERIOR 1	35	0	0	0	0	0	0	0	0	0	0
SUPERIOR 2	32	0	0	0	0	0	1	0	0	17	0
SUPERIOR 3	31	0	0	0	0	0	0	0	0	0	0
COUNTY - ELKHART	92	10	0	0	2	0	0	0	0	0	0
COUNTY - COSHEN	45	123	4	0	348	22	0	0	0	0	0
TOTAL-COURTS OF RECORD:	268	135	4	0	350	22	10	29	0	24	0
ELKHART CITY	0	1,267	20	0	522	15	0	0	0	0	0
GOSHEN CITY	0	375	4	0	308	74	0	0	0	0	0
NAPPANEE CITY	0	14	0	0	16	1	0	0	0	0	0
TOTAL-CITY AND TOWN:	0	1,656	24	0	846	90	0	0	0	0	0
GRAND TOTAL:	268	1,791	28	0	1,196	112	10	29	0	24	0
FAYETTE											
CIRCUIT	9	1	0	1	0	0	1	1	2	3	0

METHOD OF DISPOSITION
DISMISSED
--- CIVIL ---

71

CP	CT	SC	DR	RS	MH	AD	ES	GU	TR	MI	TOTAL
68	19	302	69	2	0	0	0	0	0	0	856
0	0	0	0	0	0	0	0	0	0	0	151
0	0	0	0	0	0	0	0	0	0	0	36
0	0	0	0	0	0	0	0	0	0	0	187
68	19	302	69	2	0	0	0	0	0	0	1,043
61	14	0	37	1	0	0	0	0	0	9	230
4	0	137	0	0	0	0	0	0	0	11	256
65	14	137	37	1	0	0	0	0	0	20	486
65	14	137	37	1	0	0	0	0	0	20	486
82	19	0	56	1	0	0	0	0	0	39	346
28	2	539	20	0	0	1	0	0	0	2	1,050
110	21	539	76	1	0	1	0	0	0	41	1,396
0	0	0	0	0	0	0	0	0	0	0	1
0	0	0	0	0	0	0	0	0	0	0	1
110	21	539	76	1	0	1	0	0	0	41	1,397
54	6	0	34	2	0	0	0	4	0	3	149
29	1	0	9	0	0	0	0	0	0	0	55
23	0	0	3	0	11	1	1	0	0	0	73
59	1	1,063	53	0	0	0	0	0	0	0	1,635
39	2	385	16	0	0	0	0	0	0	0	880
204	10	1,448	115	2	11	1	1	4	0	3	2,792
0	0	0	0	0	0	0	0	0	0	0	874
0	0	0	0	0	0	0	0	0	0	0	262
0	0	0	0	0	0	0	0	0	0	0	1,136
204	10	1,448	115	2	11	1	1	4	0	3	3,928
44	20	0	37	0	0	0	0	0	0	8	236
15	5	248	14	0	0	0	0	0	0	0	549
59	25	248	51	0	0	0	0	0	0	8	785
59	25	248	51	0	0	0	0	0	0	8	785
96	29	0	32	0	0	2	0	0	0	1	240
69	13	0	31	3	0	0	0	1	0	2	154
203	21	0	105	0	0	0	0	0	0	1	380
98	17	0	28	40	4	0	0	0	0	1	219
9	0	908	0	0	0	0	0	0	0	0	1,021
21	1	318	0	0	0	0	0	0	0	4	886
496	81	1,226	196	43	4	2	0	1	0	9	2,900
0	0	0	0	0	0	0	0	0	0	0	1,824
6	0	0	0	0	0	0	0	0	0	0	767
0	0	0	0	0	0	0	0	0	0	0	31
6	0	0	0	0	0	0	0	0	0	0	2,622
502	81	1,226	196	43	4	2	0	1	0	9	5,522
65	21	0	66	0	1	1	1	1	0	3	177

METHOD OF DISPOSITION
DISMISSED
--- CRIMINAL ---

72

	CF	CM	PC1	MC	IF	OV	JC	JD	JS	JP	JM
FAYETTE											
SUPERIOR	3	11	0	0	11	0	0	0	0	0	0
TOTAL-COURTS OF RECORD:	12	12	0	1	11	0	1	1	2	3	0
GRAND TOTAL:	12	12	0	1	11	0	1	1	2	3	0
FLOYD											
CIRCUIT	24	1	0	3	0	0	4	13	0	7	16
SUPERIOR	16	1	0	0	0	0	0	0	0	0	0
COUNTY	35	799	0	21	1,138	0	0	0	0	0	0
TOTAL-COURTS OF RECORD:	75	801	0	24	1,138	0	4	13	0	7	16
GRAND TOTAL:	75	801	0	24	1,138	0	4	13	0	7	16
FOUNTAIN											
CIRCUIT	46	112	0	0	30	0	0	3	2	0	0
TOTAL-COURTS OF RECORD:	46	112	0	0	30	0	0	3	2	0	0
ATTICA CITY	0	44	0	0	29	5	0	0	0	0	0
TOTAL-CITY AND TOWN:	0	44	0	0	29	5	0	0	0	0	0
GRAND TOTAL:	46	156	0	0	59	5	0	3	2	0	0
FRANKLIN											
CIRCUIT	4	74	0	0	78	0	3	0	0	5	0
TOTAL-COURTS OF RECORD:	4	74	0	0	78	0	3	0	0	5	0
GRAND TOTAL:	4	74	0	0	78	0	3	0	0	5	0
FULTON											
CIRCUIT	20	2	0	9	0	0	1	9	0	2	34
COUNTY	7	183	0	0	382	0	0	0	0	0	0
TOTAL-COURTS OF RECORD:	27	185	0	9	382	0	1	9	0	2	34
GRAND TOTAL:	27	185	0	9	382	0	1	9	0	2	34
GIBSON											
CIRCUIT	34	0	0	0	0	0	19	0	0	9	0
SUPERIOR	5	65	2	0	354	1	0	0	0	0	0
TOTAL-COURTS OF RECORD:	39	65	2	0	354	1	19	0	0	9	0
GRAND TOTAL:	39	65	2	0	354	1	19	0	0	9	0
GRANT											
CIRCUIT	4	0	0	0	0	0	0	0	0	0	0
SUPERIOR 1	1	0	0	0	0	0	0	0	0	0	0
SUPERIOR 2	4	4	2	0	0	0	7	4	1	23	0
COUNTY	53	105	3	0	16	0	0	0	0	0	0
TOTAL-COURTS OF RECORD:	62	109	5	0	16	0	7	4	1	23	0
GAS CITY	0	16	0	0	33	0	0	0	0	0	0
MARION CITY	0	62	0	0	40	34	0	0	0	0	0
TOTAL-CITY AND TOWN:	0	78	0	0	73	34	0	0	0	0	0
GRAND TOTAL:	62	187	5	0	89	34	7	4	1	23	0
GREENE											
CIRCUIT	12	1	14	0	0	0	25	11	0	33	0
SUPERIOR	24	264	0	8	114	0	0	0	0	0	0
TOTAL-COURTS OF RECORD:	36	265	14	8	114	0	25	11	0	33	0
GRAND TOTAL:	36	265	14	8	114	0	25	11	0	33	0
HAMILTON											
CIRCUIT	2	1	0	11	0	0	25	12	1	1	0

METHOD OF DISPOSITION
DISMISSED
--- CIVIL ---

73

CP	CT	SC	DR	RS	MH	AD	ES	CU	TR	MI	TOTAL
6	0	150	3	0	0	0	0	0	0	0	184
71	21	150	69	0	1	1	1	1	0	3	361
71	21	150	69	0	1	1	1	1	0	3	361
56	0	0	71	0	27	2	0	2	0	5	231
58	15	0	15	1	0	0	0	0	0	0	106
135	1	317	0	0	0	0	0	0	0	0	2,446
249	16	317	86	1	27	2	0	2	0	5	2,783
249	16	317	86	1	27	2	0	2	0	5	2,783
58	7	90	26	1	0	0	0	2	0	0	377
58	7	90	26	1	0	0	0	2	0	0	377
0	0	0	0	0	0	0	0	0	0	0	78
0	0	0	0	0	0	0	0	0	0	0	78
58	7	90	26	1	0	0	0	2	0	0	455
48	0	64	9	0	0	0	0	0	0	0	285
48	0	64	9	0	0	0	0	0	0	0	285
48	0	64	9	0	0	0	0	0	0	0	285
46	2	0	10	0	59	0	2	0	0	1	197
3	0	265	0	0	0	0	0	0	0	0	840
49	2	265	10	0	59	0	2	0	0	1	1,037
49	2	265	10	0	59	0	2	0	0	1	1,037
33	10	0	27	2	0	1	0	1	0	3	139
24	6	139	19	0	0	0	0	0	0	0	615
57	16	139	46	2	0	1	0	1	0	3	754
57	16	139	46	2	0	1	0	1	0	3	754
189	14	0	238	3	5	1	1	4	0	6	465
52	0	0	68	0	0	0	0	0	0	1	122
32	10	0	35	0	2	0	0	1	0	0	125
7	0	481	0	0	0	0	0	0	0	25	690
280	24	481	341	3	7	1	1	5	0	32	1,402
0	0	0	0	0	0	0	0	0	0	0	49
0	0	0	0	0	0	0	0	0	0	0	136
0	0	0	0	0	0	0	0	0	0	0	185
280	24	481	341	3	7	1	1	5	0	32	1,587
73	1	0	41	2	4	0	2	5	0	0	224
64	5	333	29	7	1	0	0	0	0	9	858
137	6	333	70	9	5	0	2	5	0	9	1,082
137	6	333	70	9	5	0	2	5	0	9	1,082
150	69	0	31	1	0	1	0	2	0	51	358

METHOD OF DISPOSITION
DISMISSED
--- CRIMINAL ---

74

	CF	CM	PC1	MC	IF	OV	JC	JD	JS	JP	JM
HAMILTON											
SUPERIOR 1	11	2	0	7	0	0	0	0	0	0	0
SUPERIOR 2	4	0	0	0	0	0	0	0	0	2	0
SUPERIOR 3	9	1	0	2	0	0	1	2	1	0	0
COUNTY	36	181	15	0	268	91	0	0	0	0	0
TOTAL-COURTS OF RECORD:	62	185	15	20	268	91	26	14	2	3	0
CARMEL CITY	0	30	0	0	112	29	0	0	0	0	0
NOBLESVILLE CITY	0	25	0	0	27	8	0	0	0	0	0
TOTAL-CITY AND TOWN:	0	55	0	0	139	37	0	0	0	0	0
GRAND TOTAL:	62	240	15	20	407	128	26	14	2	3	0
HANCOCK											
CIRCUIT	2	0	0	0	0	0	3	0	0	3	0
SUPERIOR	10	0	1	0	0	0	2	0	0	0	0
COUNTY	29	177	0	1	383	0	0	0	0	0	0
TOTAL-COURTS OF RECORD:	41	177	1	1	383	0	5	0	0	3	0
GRAND TOTAL:	41	177	1	1	383	0	5	0	0	3	0
HARRISON											
CIRCUIT	15	2	0	0	0	0	8	6	8	2	0
COUNTY	21	235	0	0	318	0	0	0	0	0	0
TOTAL-COURTS OF RECORD:	36	237	0	0	318	0	8	6	8	2	0
GRAND TOTAL:	36	237	0	0	318	0	8	6	8	2	0
HENDRICKS											
CIRCUIT	82	0	0	0	0	0	20	100	0	35	0
SUPERIOR 1	71	0	0	0	0	0	0	0	0	0	0
SUPERIOR 2	115	900	4	0	639	67	0	0	0	0	0
TOTAL-COURTS OF RECORD:	268	900	4	0	639	67	20	100	0	35	0
PLAINFIELD TOWN	0	24	0	0	278	0	0	0	0	0	0
TOTAL-CITY AND TOWN:	0	24	0	0	278	0	0	0	0	0	0
GRAND TOTAL:	268	924	4	0	917	67	20	100	0	35	0
HENRY											
CIRCUIT	22	0	0	1	0	0	3	3	0	0	0
SUPERIOR	11	0	0	0	0	0	8	1	0	4	0
COUNTY	55	400	0	0	93	0	0	0	0	0	0
TOTAL-COURTS OF RECORD:	88	400	0	1	93	0	11	4	0	4	0
KNIGHTSTOWN TOWN	0	22	0	0	44	0	0	0	0	0	0
TOTAL-CITY AND TOWN:	0	22	0	0	44	0	0	0	0	0	0
GRAND TOTAL:	88	422	0	1	137	0	11	4	0	4	0
HOWARD											
CIRCUIT	16	0	3	0	0	0	4	18	18	10	0
SUPERIOR 1	39	1	0	0	0	0	0	0	0	0	0
SUPERIOR 2	2	0	0	0	0	0	0	0	0	0	0
COUNTY	58	1,172	0	0	78	0	0	0	0	0	0
TOTAL-COURTS OF RECORD:	115	1,173	3	0	78	0	4	18	18	10	0
GRAND TOTAL:	115	1,173	3	0	78	0	4	18	18	10	0
HUNTINGTON											
CIRCUIT	5	0	0	0	0	0	0	4	0	4	0
SUPERIOR	28	163	0	1	73	5	0	0	0	0	0

METHOD OF DISPOSITION
DISMISSED
--- CIVIL ---

75

CP	CT	SC	DR	RS	MH	AD	ES	GU	TR	MI	TOTAL
139	24	0	47	0	0	0	1	1	0	20	252
131	51	0	64	3	0	0	0	0	0	4	259
174	38	0	57	0	0	0	0	0	0	20	305
7	0	590	0	0	0	0	0	0	0	0	1,188
601	182	590	199	4	0	1	1	3	0	95	2,362
0	0	0	0	0	0	0	0	0	0	0	171
0	0	0	0	0	0	0	0	0	0	0	60
0	0	0	0	0	0	0	0	0	0	0	231
601	182	590	199	4	0	1	1	3	0	95	2,593
349	112	0	39	0	0	0	0	1	0	0	509
129	73	0	55	0	0	0	0	1	0	2	273
57	0	406	0	0	0	0	0	0	0	0	1,053
535	185	406	94	0	0	0	0	2	0	2	1,835
535	185	406	94	0	0	0	0	2	0	2	1,835
30	16	0	73	2	0	0	0	0	0	1	163
67	0	210	0	0	0	0	0	0	0	0	851
97	16	210	73	2	0	0	0	0	0	1	1,014
97	16	210	73	2	0	0	0	0	0	1	1,014
171	7	0	72	4	0	0	0	0	0	13	504
296	0	0	92	0	1	0	0	1	0	5	466
56	0	1,132	42	0	0	0	0	0	0	15	2,970
523	7	1,132	206	4	1	0	0	1	0	33	3,940
0	0	0	0	0	0	0	0	0	0	0	302
0	0	0	0	0	0	0	0	0	0	0	302
523	7	1,132	206	4	1	0	0	1	0	33	4,242
72	76	0	29	2	0	0	0	0	0	0	208
21	10	0	17	0	0	0	0	0	0	0	72
27	0	404	0	0	0	0	0	0	0	1	980
120	86	404	46	2	0	0	0	0	0	1	1,260
0	0	0	0	0	0	0	0	0	0	0	66
0	0	0	0	0	0	0	0	0	0	0	66
120	86	404	46	2	0	0	0	0	0	1	1,326
163	3	0	28	8	0	11	0	1	0	29	312
126	17	0	35	0	144	0	0	25	0	6	393
24	0	0	21	0	9	0	0	0	0	0	56
0	0	488	0	0	0	0	0	0	0	0	1,796
313	20	488	84	8	153	11	0	26	0	35	2,557
313	20	488	84	8	153	11	0	26	0	35	2,557
68	32	0	45	2	0	1	0	1	0	2	164
7	0	254	2	0	0	0	0	0	0	32	565

METHOD OF DISPOSITION
DISMISSED
--- CRIMINAL ---

76

	CF	CM	PC1	MC	IF	OV	JC	JD	JS	JP	JM
HUNTINGTON											
TOTAL-COURTS OF RECORD:	33	163	0	1	73	5	0	4	0	4	0
ROANOKE TOWN	0	0	0	0	31	0	0	0	0	0	0
TOTAL-CITY AND TOWN:	0	0	0	0	31	0	0	0	0	0	0
GRAND TOTAL:	33	163	0	1	104	5	0	4	0	4	0
JACKSON											
CIRCUIT	65	0	0	0	0	0	0	0	0	0	0
SUPERIOR	0	407	0	0	753	0	0	0	0	0	0
TOTAL-COURTS OF RECORD:	65	407	0	0	753	0	0	0	0	0	0
GRAND TOTAL:	65	407	0	0	753	0	0	0	0	0	0
JASPER											
CIRCUIT	8	0	1	0	0	0	15	6	3	3	0
SUPERIOR 1	6	46	0	0	7	0	0	0	0	0	0
SUPERIOR 2	27	203	0	0	417	0	0	0	0	0	0
TOTAL-COURTS OF RECORD:	41	249	1	0	424	0	15	6	3	3	0
DEMOTTE TOWN	0	0	0	0	67	1	0	0	0	0	0
WHEATFIELD TOWN	0	0	0	0	4	0	0	0	0	0	0
TOTAL-CITY AND TOWN:	0	0	0	0	71	1	0	0	0	0	0
GRAND TOTAL:	41	249	1	0	495	1	15	6	3	3	0
JAY											
CIRCUIT	4	7	0	0	0	0	7	2	2	4	5
SUPERIOR	11	39	0	0	0	0	0	0	0	0	0
TOTAL-COURTS OF RECORD:	15	46	0	0	0	0	7	2	2	4	5
DUNKIRK CITY	0	8	0	0	30	0	0	0	0	0	0
PORTLAND CITY	0	33	0	0	50	4	0	0	0	0	0
TOTAL-CITY AND TOWN:	0	41	0	0	80	4	0	0	0	0	0
GRAND TOTAL:	15	87	0	0	80	4	7	2	2	4	5
JEFFERSON											
CIRCUIT	7	1	0	0	0	0	0	0	0	0	0
COUNTY	11	613	0	0	122	36	0	0	0	0	0
TOTAL-COURTS OF RECORD:	18	614	0	0	122	36	0	0	0	0	0
GRAND TOTAL:	18	614	0	0	122	36	0	0	0	0	0
JENNINGS											
CIRCUIT	8	4	0	0	0	0	0	14	0	7	0
TOTAL-COURTS OF RECORD:	8	4	0	0	0	0	0	14	0	7	0
NORTH VERNON CITY	0	10	0	0	14	0	0	0	0	0	0
TOTAL-CITY AND TOWN:	0	10	0	0	14	0	0	0	0	0	0
GRAND TOTAL:	8	14	0	0	14	0	0	14	0	7	0
JOHNSON											
CIRCUIT	18	8	1	4	0	0	1	1	4	22	0
SUPERIOR 1	9	92	0	0	0	0	1	0	0	0	0
SUPERIOR 2	60	133	0	1	13	0	0	0	0	1	0
TOTAL-COURTS OF RECORD:	87	233	1	5	13	0	2	1	4	23	0
FRANKLIN CITY	0	66	0	0	134	0	0	0	0	0	0
GREENWOOD CITY	0	99	0	0	306	1	0	0	0	0	0
NEW WHITELAND TOWN	0	95	0	0	291	14	0	0	0	0	0
TOTAL-CITY AND TOWN:	0	260	0	0	731	15	0	0	0	0	0

77

[illegible]

METHOD OF DISPOSITION
DISMISSED
--- CRIMINAL ---

78

	CF	CM	PC1	MC	IF	OV	JC	JD	JS	JP	JM
JOHNSON											
GRAND TOTAL:	87	493	1	5	744	15	2	1	4	23	0
KNOX											
CIRCUIT	6	0	0	0	0	0	0	0	0	0	0
SUPERIOR 1	33	1	0	0	0	0	16	9	0	20	0
SUPERIOR 2	211	1,670	1	0	471	0	0	0	0	0	0
TOTAL-COURTS OF RECORD:	250	1,671	1	0	471	0	16	9	0	20	0
BICKNELL CITY	0	0	0	0	2	0	0	0	0	0	0
TOTAL-CITY AND TOWN:	0	0	0	0	2	0	0	0	0	0	0
GRAND TOTAL:	250	1,671	1	0	473	0	16	9	0	20	0
KOSCIUSKO											
CIRCUIT	5	0	0	0	0	0	0	0	0	0	0
SUPERIOR	37	0	0	0	0	0	15	2	0	25	0
COUNTY	2	779	0	0	195	0	0	0	0	0	0
TOTAL-COURTS OF RECORD:	44	779	0	0	195	0	15	2	0	25	0
GRAND TOTAL:	44	779	0	0	195	0	15	2	0	25	0
LAGRANGE											
CIRCUIT	26	2	0	1	0	0	12	7	0	0	0
SUPERIOR	43	84	0	0	42	1	0	0	0	0	0
TOTAL-COURTS OF RECORD:	69	86	0	1	42	1	12	7	0	0	0
GRAND TOTAL:	69	86	0	1	42	1	12	7	0	0	0
LAKE											
CIRCUIT	0	0	0	0	0	0	0	0	0	0	0
SUPERIOR, CIV. 1	0	0	0	0	0	0	0	0	0	0	0
SUPERIOR, CIV. 2	0	0	0	0	0	0	0	0	0	0	0
SUPERIOR, CIV. 3	0	0	0	0	0	0	0	0	0	0	0
SUPERIOR, CIV. 4	0	0	0	0	0	0	0	0	0	0	0
SUPERIOR, CIV. 5	0	0	0	0	0	0	0	0	0	0	0
SUPERIOR, JUV. DIV.	0	0	0	0	0	0	93	551	1	307	33
SUPERIOR, CRIM. 1	35	0	6	3	0	0	0	0	0	0	0
SUPERIOR, CRIM. 2	36	0	4	3	0	0	0	0	0	0	0
SUPERIOR, CRIM. 3	49	0	12	1	0	0	0	0	0	0	0
SUPERIOR, CRIM. 4	59	0	6	4	0	0	0	0	0	0	0
SUPERIOR 7	1	2	0	0	23	21	0	0	0	0	0
SUPERIOR 8	103	689	0	0	1,257	120	0	0	0	0	0
SUPERIOR 9	76	636	0	0	1,861	388	0	0	0	0	0
TOTAL-COURTS OF RECORD:	359	1,327	28	11	3,141	529	93	551	1	307	33
CROWN POINT CITY	0	58	0	0	166	64	0	0	0	0	0
EAST CHICAGO CITY	0	223	0	325	251	18	0	0	0	0	0
GARY CITY	0	1,114	0	0	2,071	1,530	0	0	0	0	0
4TH QTR CIVIL AVERAGED											
HAMMOND CITY	0	958	0	0	1,269	1,072	0	0	0	0	0
HOBART CITY	0	301	0	0	446	0	0	0	0	0	0
LAKE STATION CITY	0	186	3	0	156	8	0	0	0	0	0
WHITING CITY	0	25	0	0	24	0	0	0	0	0	0
TOTAL-CITY AND TOWN:	0	2,865	3	325	4,383	2,692	0	0	0	0	0
GRAND TOTAL:	359	4,192	31	336	7,524	3,221	93	551	1	307	33
LAPORTE											
CIRCUIT	15	0	0	0	0	0	4	7	0	5	0

METHOD OF DISPOSITION
DISMISSED
--- CIVIL ---

79

CP	CT	SC	DR	RS	MH	AD	ES	GU	TR	MI	TOTAL
308	160	441	154	10	0	0	1	1	0	44	2,494
31	0	0	8	1	1	1	1	0	0	0	49
22	1	0	50	0	4	0	0	0	0	0	156
14	0	720	4	0	1	0	0	0	0	0	3,092
67	1	720	62	1	6	1	1	0	0	0	3,297
0	0	0	0	0	0	0	0	0	0	0	2
0	0	0	0	0	0	0	0	0	0	0	2
67	1	720	62	1	6	1	1	0	0	0	3,299
125	21	0	121	2	0	0	0	0	0	7	281
51	6	0	18	0	0	0	0	0	0	3	157
20	0	449	0	0	0	0	0	0	0	0	1,445
196	27	449	139	2	0	0	0	0	0	10	1,883
196	27	449	139	2	0	0	0	0	0	10	1,883
26	2	0	8	2	0	2	2	1	0	0	91
7	2	121	6	0	0	0	0	0	0	0	306
33	4	121	14	2	0	2	2	1	0	0	397
33	4	121	14	2	0	2	2	1	0	0	397
250	146	0	29	0	8	0	4	1	0	46	484
43	13	0	72	0	0	0	0	0	0	7	135
107	13	0	51	0	29	23	0	0	0	17	240
363	44	0	91	0	0	1	1	27	1	14	542
135	15	0	61	0	132	0	0	0	0	2	345
824	28	0	82	0	0	0	0	0	0	18	952
0	0	0	0	0	0	0	0	0	0	0	985
0	0	0	0	0	0	0	0	0	0	0	44
0	0	0	0	0	0	0	0	0	0	0	43
0	0	0	0	0	0	0	0	0	0	0	62
0	0	0	0	0	0	0	0	0	0	0	69
7	5	438	0	0	0	0	0	0	0	0	497
151	47	776	0	0	0	0	0	0	0	0	3,143
0	0	5	0	0	0	0	0	0	0	0	2,966
1,880	311	1,219	386	0	169	24	5	28	1	104	10,507
170	0	0	0	0	0	0	0	0	0	0	458
1,865	0	0	0	0	0	0	0	0	0	0	2,682
328	0	0	0	0	0	0	0	0	0	0	5,043
1,179	0	0	0	0	0	0	0	0	0	0	4,478
0	0	0	0	0	0	0	0	0	0	0	747
0	0	0	0	0	0	0	0	0	0	0	353
0	0	0	0	0	0	0	0	0	0	0	49
3,542	0	0	0	0	0	0	0	0	0	0	13,810
5,422	311	1,219	386	0	169	24	5	28	1	104	24,317
102	33	0	83	2	0	0	0	22	0	18	291

METHOD OF DISPOSITION
DISMISSED
--- CRIMINAL ---

80

	CF	CM	PC1	MC	IF	OV	JC	JD	JS	JP	JM
LAPORTE											
SUPERIOR 1	33	0	0	0	0	0	0	0	0	0	0
SUPERIOR 2	1	0	0	0	0	0	10	24	0	5	1
SUPERIOR 3	22	251	0	0	330	0	0	0	0	0	0
SUPERIOR 4	88	251	0	1	367	28	0	0	0	0	0
TOTAL-COURTS OF RECORD:	159	502	0	1	697	28	14	31	0	10	1
GRAND TOTAL:	159	502	0	1	697	28	14	31	0	10	1
LAWRENCE											
CIRCUIT	9	0	1	0	0	0	4	12	2	7	0
SUPERIOR	22	0	0	0	0	0	0	0	0	0	0
COUNTY	21	221	0	6	153	4	0	0	0	0	0
TOTAL-COURTS OF RECORD:	52	221	1	6	153	4	4	12	2	7	0
GRAND TOTAL:	52	221	1	6	153	4	4	12	2	7	0
MADISON											
CIRCUIT	14	1	0	0	0	0	0	0	0	0	0
SUPERIOR 1	15	2	2	0	0	0	0	0	0	0	0
SUPERIOR 2	0	0	0	0	0	0	68	270	147	37	466
SUPERIOR 3	25	1	3	0	0	0	0	0	0	0	0
COUNTY 1	19	35	0	0	0	44	0	0	0	0	0
COUNTY 2	14	14	0	1	1	189	0	0	0	0	0
TOTAL-COURTS OF RECORD:	87	53	5	1	1	233	68	270	147	37	466
ALEXANDRIA CITY	0	79	0	0	75	0	0	0	0	0	0
ANDERSON CITY	0	943	1	0	611	162	0	0	0	0	0
ELWOOD CITY	0	198	0	0	149	4	0	0	0	0	0
EDGEWOOD TOWN	0	10	0	0	46	0	0	0	0	0	0
TOTAL-CITY AND TOWN:	0	1,230	1	0	881	166	0	0	0	0	0
GRAND TOTAL:	87	1,283	6	1	882	399	68	270	147	37	466
MARION											
CIRCUIT	0	0	0	0	0	0	0	0	0	387	0
SUPERIOR, CIV. 1	0	0	0	0	0	0	0	0	0	0	0
SUPERIOR, CIV. 2	0	0	0	0	0	0	0	0	0	0	0
SUPERIOR, CIV. 3	0	0	0	0	0	0	0	0	0	0	0
SUPERIOR, CIV. 4	0	0	0	0	0	0	0	0	0	0	0
SUPERIOR, CIV. 5	0	0	0	0	0	0	0	0	0	0	0
SUPERIOR, CIV. 6	0	0	0	0	0	0	0	0	0	0	0
SUPERIOR, CIV. 7	0	0	0	0	0	0	0	0	0	0	0
SUPERIOR, PROBATE	0	0	0	0	0	0	0	0	0	0	0
SUPERIOR, JUVENILE	0	0	0	0	0	0	6	1,893	433	5	4
SUPERIOR, CRIM. 1	106	0	0	0	0	0	0	0	0	0	0
SUPERIOR, CRIM. 2	57	0	0	0	0	0	0	0	0	0	0
SUPERIOR, CRIM. 3	47	0	0	0	0	0	0	0	0	0	0
SUPERIOR, CRIM. 4	73	0	0	0	0	0	0	0	0	0	0
SUPERIOR, CRIM. 5	79	0	0	0	0	0	0	0	0	0	0
SUPERIOR, CRIM. 6	85	0	0	0	0	0	0	0	0	0	0
MUNICIPAL 1	0	0	0	0	0	0	0	0	0	0	0
MUNICIPAL 2	0	0	0	0	0	0	0	0	0	0	0
MUNICIPAL 3	5	42	0	0	0	0	0	0	0	0	0
MUNICIPAL 4	30	1,800	0	0	0	0	0	0	0	0	0
MUNICIPAL 5	16	1,882	0	0	5	5	0	0	0	0	0
MUNICIPAL 6	418	65	0	0	0	1	0	0	0	0	0

81

[illegible]

82

[illegible]

83

CP	CT	SC	DR	RS	MH	AD	ES	GU	TR	MI	TOTAL
826	25	0	0	0	0	0	0	0	0	0	851
809	18	0	0	0	0	0	0	0	0	3	830
0	0	0	0	0	0	0	0	0	0	0	1,853
0	0	0	0	0	0	0	0	0	0	0	2,103
0	0	0	0	0	0	0	0	0	0	0	5
131	0	0	0	0	0	0	0	0	0	0	594
0	0	0	0	0	0	0	0	0	0	0	13,902
0	0	0	0	0	0	0	0	0	0	0	6,307
0	0	0	0	0	0	0	0	0	0	0	420
0	0	0	0	0	0	0	0	0	0	0	1,286
4,892	483	0	1,856	78	355	20	0	14	0	689	42,170
0	0	1,410	0	0	0	0	0	0	0	0	1,410
0	0	246	0	0	0	0	0	0	0	0	246
0	0	1,601	0	0	0	0	0	0	0	0	1,601
0	0	1,703	0	0	0	0	0	0	0	0	1,703
0	0	1,418	0	0	0	0	0	0	0	0	1,418
0	0	1,938	0	0	0	0	0	0	0	0	1,938
0	0	1,515	0	0	0	0	0	0	0	0	1,515
0	0	1,421	0	0	0	0	0	0	0	0	1,421
0	0	11,252	0	0	0	0	0	0	0	0	11,252
4,892	483	11,252	1,856	78	355	20	0	14	0	689	53,422
133	29	0	14	3	0	1	0	0	0	17	270
31	33	0	25	0	0	1	0	0	0	6	123
5	0	820	0	0	1	0	0	0	0	0	1,115
169	62	820	39	3	1	2	0	0	0	23	1,508
169	62	820	39	3	1	2	0	0	0	23	1,508
15	5	41	11	0	7	0	0	0	0	4	325
15	5	41	11	0	7	0	0	0	0	4	325
15	5	41	11	0	7	0	0	0	0	4	325
94	1	0	67	7	0	0	0	0	0	1	274
0	0	204	0	0	0	0	0	0	0	0	255
94	1	204	67	7	0	0	0	0	0	1	529
0	0	0	0	0	0	0	0	0	0	0	3
0	0	0	0	0	0	0	0	0	0	0	95
0	0	0	0	0	0	0	0	0	0	0	98
94	1	204	67	7	0	0	0	0	0	1	627
32	4	0	56	0	25	10	0	0	0	8	291
49	8	8	34	0	0	0	0	0	0	7	155
34	8	2	10	0	0	0	0	0	0	2	71
36	4	0	22	0	0	0	0	0	0	9	90
0	0	0	0	0	0	0	0	0	0	0	3,632
4	0	559	1	0	0	0	0	0	0	0	564
155	24	569	123	0	25	10	0	0	0		

METHOD OF DISPOSITION
DISMISSED
--- CRIMINAL ---

84

	CF	CM	PC1	MC	IF	OV	JC	JD	JS	JP	JM
MONTGOMERY											
SUPERIOR	21	0	0	0	0	0	0	0	0	0	0
COUNTY	12	570	1	0	181	16	0	0	0	0	0
TOTAL-COURTS OF RECORD:	37	570	1	0	181	16	0	0	0	8	0
GRAND TOTAL:	37	570	1	0	181	16	0	0	0	8	0
MORGAN											
CIRCUIT	20	34	0	0	4	0	23	2	3	11	0
SUPERIOR	13	32	0	0	6	0	0	0	0	0	0
COUNTY	42	160	0	6	10	0	0	0	0	0	0
TOTAL-COURTS OF RECORD:	75	226	0	6	20	0	23	2	3	11	0
MARTINSVILLE CITY	0	19	0	0	45	0	0	0	0	0	0
MOORESVILLE TOWN	0	11	0	0	53	0	0	0	0	0	0
TOTAL-CITY AND TOWN:	0	30	0	0	98	0	0	0	0	0	0
GRAND TOTAL:	75	256	0	6	118	0	23	2	3	11	0
NEWTON											
CIRCUIT	0	0	0	0	0	0	0	2	0	0	0
SUPERIOR	7	10	0	0	199	0	0	0	0	0	0
TOTAL-COURTS OF RECORD:	7	10	0	0	199	0	0	2	0	0	0
GRAND TOTAL:	7	10	0	0	199	0	0	2	0	0	0
NOBLE											
CIRCUIT	4	0	0	0	0	0	0	1	0	2	0
SUPERIOR	4	0	0	0	0	0	3	19	0	2	0
COUNTY	20	39	0	0	137	0	0	0	0	0	0
TOTAL-COURTS OF RECORD:	28	39	0	0	137	0	3	20	0	4	0
CROMWELL TOWN	0	0	0	0	0	0	0	0	0	0	0
TOTAL-CITY AND TOWN:	0	0	0	0	0	0	0	0	0	0	0
GRAND TOTAL:	28	39	0	0	137	0	3	20	0	4	0
OHIO											
CIRCUIT	0	0	0	0	0	0	0	0	0	0	0
SUPERIOR	1	10	1	0	18	0	0	0	0	0	0
TOTAL-COURTS OF RECORD:	1	10	1	0	18	0	0	0	0	0	0
GRAND TOTAL:	1	10	1	0	18	0	0	0	0	0	0
ORANGE											
CIRCUIT	61	5	2	0	0	0	2	8	1	3	0
COUNTY	18	184	4	0	488	0	0	0	0	0	0
TOTAL-COURTS OF RECORD:	79	189	6	0	488	0	2	8	1	3	0
GRAND TOTAL:	79	189	6	0	488	0	2	8	1	3	0
OWEN											
CIRCUIT	16	97	1	0	10	0	4	5	0	2	0
TOTAL-COURTS OF RECORD:	16	97	1	0	10	0	4	5	0	2	0
GRAND TOTAL:	16	97	1	0	10	0	4	5	0	2	0
PARKE											
CIRCUIT	50	125	0	0	79	0	1	0	0	3	0
TOTAL-COURTS OF RECORD:	50	125	0	0	79	0	1	0	0	3	0
GRAND TOTAL:	50	125	0	0	79	0	1	0	0	3	0
PERRY											
CIRCUIT	17	20	0	0	30	0	0	2	0	1	57

METHOD OF DISPOSITION
DISMISSED
--- CIVIL ---

85

CP	CT	SC	DR	RS	MH	AD	ES	GU	TR	MI	TOTAL
7	0	0	34	0	0	2	0	4	0	2	70
3	0	195	0	0	0	0	0	0	0	3	981
87	2	195	67	0	0	2	0	4	0	8	1,178
87	2	195	67	0	0	2	0	4	0	8	1,178
102	17	0	9	2	2	2	0	0	0	4	235
127	5	0	102	0	0	1	1	2	0	3	292
33	0	918	0	0	0	0	0	0	0	0	1,169
262	22	918	111	2	2	3	1	2	0	7	1,696
0	0	0	0	0	0	0	0	0	0	0	64
0	0	0	0	0	0	0	0	0	0	0	64
0	0	0	0	0	0	0	0	0	0	0	128
262	22	918	111	2	2	3	1	2	0	7	1,824
68	140	66	8	0	0	0	0	0	0	1	285
315	62	87	0	0	0	0	0	0	0	3	683
383	202	153	8	0	0	0	0	0	0	4	968
383	202	153	8	0	0	0	0	0	0	4	968
100	16	0	66	0	6	2	0	0	0	4	201
79	20	0	34	1	39	1	0	0	0	0	202
18	0	296	0	0	0	0	0	0	0	0	510
197	36	296	100	1	45	3	0	0	0	4	913
0	0	0	0	0	0	0	0	0	0	0	0
0	0	0	0	0	0	0	0	0	0	0	0
197	36	296	100	1	45	3	0	0	0	4	913
42	0	0	0	0	0	0	0	0	0	0	42
3	0	12	0	0	0	0	0	0	0	0	45
45	0	12	0	0	0	0	0	0	0	0	87
45	0	12	0	0	0	0	0	0	0	0	87
55	3	0	8	2	0	0	0	0	0	0	150
53	0	274	0	0	0	0	0	0	0	0	1,021
108	3	274	8	2	0	0	0	0	0	0	1,171
108	3	274	8	2	0	0	0	0	0	0	1,171
107	9	58	28	2	0	0	0	1	0	1	341
107	9	58	28	2	0	0	0	1	0	1	341
107	9	58	28	2	0	0	0	1	0	1	341
96	7	100	9	0	8	0	0	0	0	0	478
96	7	100	9	0	8	0	0	0	0	0	478
96	7	100	9	0	8	0	0	0	0	0	478
9	1	38	8	0	0	0	0	0	0	0	183

METHOD OF DISPOSITION
DISMISSED
--- CRIMINAL ---

86

	CF	CM	PC1	MC	IF	OV	JC	JD	JS	JP	JM
PERRY											
TOTAL-COURTS OF RECORD:	17	20	0	0	30	0	0	2	0	1	57
TELL CITY CITY	0	0	0	0	0	0	0	0	0	0	0
TOTAL-CITY AND TOWN:	0	0	0	0	0	0	0	0	0	0	0
GRAND TOTAL:	17	20	0	0	30	0	0	2	0	1	57
PIKE											
CIRCUIT	14	56	0	1	59	0	7	0	0	3	0
TOTAL-COURTS OF RECORD:	14	56	0	1	59	0	7	0	0	3	0
GRAND TOTAL:	14	56	0	1	59	0	7	0	0	3	0
PORTER											
CIRCUIT, SUP 1 & 2	13	0	0	0	0	0	32	14	0	10	0
SUPERIOR 3	18	131	10	4	137	7	0	0	0	0	0
SUPERIOR 4	27	219	1	4	598	30	0	0	0	0	0
TOTAL-COURTS OF RECORD:	58	350	11	8	735	37	32	14	0	10	0
CHESTERTON TOWN	0	14	4	0	21	1	0	0	0	0	0
TO BE ABOLISHED 12-31-91											
TOTAL-CITY AND TOWN:	0	14	4	0	21	1	0	0	0	0	0
GRAND TOTAL:	58	364	15	8	756	38	32	14	0	10	0
POSEY											
CIRCUIT	5	0	0	0	0	0	1	0	1	2	0
COUNTY	8	87	0	0	124	0	0	0	0	0	0
TOTAL-COURTS OF RECORD:	13	87	0	0	124	0	1	0	1	2	0
GRAND TOTAL:	13	87	0	0	124	0	1	0	1	2	0
PULASKI											
CIRCUIT	3	1	0	0	0	0	2	7	1	11	4
COUNTY	16	144	0	0	158	0	0	0	0	0	0
TOTAL-COURTS OF RECORD:	19	145	0	0	158	0	2	7	1	11	4
GRAND TOTAL:	19	145	0	0	158	0	2	7	1	11	4
PUTNAM											
CIRCUIT	4	0	0	2	0	0	0	3	1	4	0
COUNTY	12	191	0	0	91	0	0	0	0	0	0
TOTAL-COURTS OF RECORD:	16	191	0	2	91	0	0	3	1	4	0
GRAND TOTAL:	16	191	0	2	91	0	0	3	1	4	0
RANDOLPH											
CIRCUIT	2	0	0	0	0	0	4	1	0	11	0
SUPERIOR	13	120	0	0	2	0	0	0	0	0	0
TOTAL-COURTS OF RECORD:	15	120	0	0	2	0	4	1	0	11	0
WINCHESTER CITY	0	47	0	0	38	7	0	0	0	0	0
UNION CITY	0	35	0	0	34	10	0	0	0	0	0
TOTAL-CITY AND TOWN:	0	82	0	0	72	17	0	0	0	0	0
GRAND TOTAL:	15	202	0	0	74	17	4	1	0	11	0
RIPLEY											
CIRCUIT	63	149	0	4	1	0	1	1	0	3	5
TOTAL-COURTS OF RECORD:	63	149	0	4	1	0	1	1	0	3	5
BATESVILLE CITY	0	0	5	0	79	2	0	0	0	0	0
VERSAILLES TOWN	0	11	0	0	69	0	0	0	0	0	0

87

[illegible]

METHOD OF DISPOSITION
DISMISSED
--- CRIMINAL ---

88

	CF	CM	PC1	MC	IF	OV	JC	JD	JS	JP	JM
RIPLEY											
TOTAL-CITY AND TOWN:	0	11	5	0	148	2	0	0	0	0	0
GRAND TOTAL:	63	160	5	4	149	2	1	1	0	3	5
RUSH											
CIRCUIT	2	0	0	0	0	0	0	0	0	4	0
COUNTY	23	75	5	0	41	1	0	0	0	0	0
TOTAL-COURTS OF RECORD:	25	75	5	0	41	1	0	0	0	4	0
GRAND TOTAL:	25	75	5	0	41	1	0	0	0	4	0
ST. JOSEPH											
CIRCUIT	0	0	0	0	0	0	0	0	0	0	0
SUPERIOR	174	5,707	3	0	1,020	79	0	0	0	0	0
PROBATE	0	0	0	0	0	0	26	49	1	78	0
TOTAL-COURTS OF RECORD:	174	5,707	3	0	1,020	79	26	49	1	78	0
WALKERTON TOWN	0	17	0	0	18	5	0	0	0	0	0
TOTAL-CITY AND TOWN:	0	17	0	0	18	5	0	0	0	0	0
GRAND TOTAL:	174	5,724	3	0	1,038	84	26	49	1	78	0
SCOTT											
CIRCUIT	10	1	0	0	0	0	15	1	0	3	2
COUNTY	28	96	0	0	176	11	0	0	0	0	0
TOTAL-COURTS OF RECORD:	38	97	0	0	176	11	15	1	0	3	2
GRAND TOTAL:	38	97	0	0	176	11	15	1	0	3	2
SHELBY											
CIRCUIT	1	0	1	0	0	0	0	0	0	0	0
SUPERIOR 1	10	13	1	1	1	0	0	26	6	10	1
SUPERIOR 2	14	288	0	16	321	0	0	0	0	0	0
TOTAL-COURTS OF RECORD:	25	301	2	17	322	0	0	26	6	10	1
GRAND TOTAL:	25	301	2	17	322	0	0	26	6	10	1
SPENCER											
CIRCUIT	5	28	0	0	130	0	0	0	0	0	0
TOTAL-COURTS OF RECORD:	5	28	0	0	130	0	0	0	0	0	0
ROCKPORT CITY	0	7	0	0	6	0	0	0	0	0	0
TOTAL-CITY AND TOWN:	0	7	0	0	6	0	0	0	0	0	0
GRAND TOTAL:	5	35	0	0	136	0	0	0	0	0	0
STARKE											
CIRCUIT	47	2	1	0	0	0	0	1	0	9	0
TOTAL-COURTS OF RECORD:	47	2	1	0	0	0	0	1	0	9	0
KNOX CITY - CITY	0	247	0	0	179	3	0	0	0	0	0
TOTAL-CITY AND TOWN:	0	247	0	0	179	3	0	0	0	0	0
GRAND TOTAL:	47	249	1	0	179	3	0	1	0	9	0
STEBEN											
CIRCUIT	26	1	0	0	0	0	3	6	0	10	0
SUPERIOR	68	228	0	0	174	0	0	0	0	0	0
TOTAL-COURTS OF RECORD:	94	229	0	0	174	0	3	6	0	10	0
FREMONT TOWN	0	0	0	0	60	0	0	0	0	0	0
TOTAL-CITY AND TOWN:	0	0	0	0	60	0	0	0	0	0	0
GRAND TOTAL:	94	229	0	0	234	0	3	6	0	10	0
SULLIVAN											
CIRCUIT	12	2	0	0	0	0	11	6	0	1	0

METHOD OF DISPOSITION
DISMISSED
--- CIVIL ---

89

CP	CT	SC	DR	RS	MH	AD	ES	GU	TR	MI	TOTAL
44	0	0	0	0	0	0	0	0	0	0	210
133	4	248	10	0	4	2	0	0	0	0	794
34	4	0	15	0	0	0	0	0	0	5	64
42	0	238	0	0	0	0	0	0	0	0	425
76	4	238	15	0	0	0	0	0	0	5	489
76	4	238	15	0	0	0	0	0	0	5	489
376	11	0	194	41	0	0	0	0	0	8	630
405	74	2,664	104	0	0	0	0	0	0	0	10,230
4	0	0	0	0	0	3	4	3	0	0	168
785	85	2,664	298	41	0	3	4	3	0	8	11,028
0	0	0	0	0	0	0	0	0	0	0	40
0	0	0	0	0	0	0	0	0	0	0	40
785	85	2,664	298	41	0	3	4	3	0	8	11,068
53	33	0	111	2	4	22	0	0	0	0	257
5	0	60	0	0	0	0	0	0	0	0	376
58	33	60	111	2	4	22	0	0	0	0	633
58	33	60	111	2	4	22	0	0	0	0	633
127	35	0	12	0	1	4	0	4	0	6	191
92	13	0	49	0	0	0	0	1	0	1	225
44	11	482	50	0	0	0	0	0	0	31	1,257
263	59	482	111	0	1	4	0	5	0	38	1,673
263	59	482	111	0	1	4	0	5	0	38	1,673
44	9	132	52	0	0	0	0	0	0	0	400
44	9	132	52	0	0	0	0	0	0	0	400
0	0	0	0	0	0	0	0	0	0	0	13
0	0	0	0	0	0	0	0	0	0	0	13
44	9	132	52	0	0	0	0	0	0	0	413
164	49	96	38	0	0	1	0	0	0	0	408
164	49	96	38	0	0	1	0	0	0	0	408
0	0	0	0	0	0	0	0	0	0	0	429
0	0	0	0	0	0	0	0	0	0	0	429
164	49	96	38	0	0	1	0	0	0	0	837
40	18	0	7	1	0	5	0	2	0	4	123
25	2	523	13	0	0	0	0	0	0	0	1,033
65	20	523	20	1	0	5	0	2	0	4	1,156
0	0	0	0	0	0	0	0	0	0	0	60
0	0	0	0	0	0	0	0	0	0	0	60
65	20	523	20	1	0	5	0	2	0	4	1,216
33	2	0	25	0	0	0	0	3	0	8	103

90

[illegible]

METHOD OF DISPOSITION
DISMISSED
--- CIVIL ---

91

CP	CT	SC	DR	RS	MH	AD	ES	GU	TR	MI	TOTAL
39	0	199	9	0	0	0	0	0	0	1	646
72	2	199	34	0	0	0	0	3	0	9	749
72	2	199	34	0	0	0	0	3	0	9	749
11	0	0	18	0	0	0	0	0	0	0	29
22	0	62	14	0	0	0	0	0	0	4	151
33	0	62	32	0	0	0	0	0	0	4	180
33	0	62	32	0	0	0	0	0	0	4	180
113	11	0	15	0	2	1	0	1	0	21	167
124	7	0	130	42	0	0	0	0	0	1	352
37	1	0	32	0	6	0	0	0	0	4	85
0	0	0	0	8	0	0	0	0	0	0	103
6	0	1,345	0	0	0	0	0	0	0	0	1,493
71	0	0	0	0	0	0	0	0	0	0	2,884
351	19	1,345	177	50	8	1	0	1	0	26	5,084
0	0	0	0	0	0	0	0	0	0	0	26
0	0	0	0	0	0	0	0	0	0	0	26
351	19	1,345	177	50	8	1	0	1	0	26	5,110
63	17	95	21	0	1	1	0	0	0	3	285
63	17	95	21	0	1	1	0	0	0	3	285
0	0	0	0	0	0	0	0	0	0	0	104
0	0	0	0	0	0	0	0	0	0	0	42
0	0	0	0	0	0	0	0	0	0	0	146
63	17	95	21	0	1	1	0	0	0	3	431
14	5	52	1	0	0	0	0	0	0	3	137
14	5	52	1	0	0	0	0	0	0	3	137
14	5	52	1	0	0	0	0	0	0	3	137
13	22	0	0	0	0	0	0	0	0	94	164
429	255	2,217	234	0	0	0	0	0	0	128	8,628
442	277	2,217	234	0	0	0	0	0	0	222	8,792
442	277	2,217	234	0	0	0	0	0	0	222	8,792
48	3	88	75	0	0	0	0	1	0	10	558
48	3	88	75	0	0	0	0	1	0	10	558
0	0	0	0	0	0	0	0	0	0	0	69
0	0	0	0	0	0	0	0	0	0	0	69
48	3	88	75	0	0	0	0	1	0	10	627
44	2	0	76	26	0	1	0	0	0	29	480
115	26	0	66	0	0	0	0	0	0	4	255
18	10	0	101	0	0	0	0	0	0	0	129

METHOD OF DISPOSITION
DISMISSED
--- CRIMINAL ---

92

	CF	CM	PC1	MC	IF	OV	JC	JD	JS	JP	JM
VIGO											
SUPERIOR 3	0	0	0	0	0	0	0	0	0	0	0
SUPERIOR JURIS OF CIRCUIT CT.											
COUNTY 4	5	93	0	0	0	0	0	0	0	0	0
COUNTY 5	65	159	0	0	8	1	0	0	0	0	0
TOTAL-COURTS OF RECORD:	126	267	8	3	9	1	97	75	41	40	10
TERRE HAUTE CITY	0	1,167	0	0	2,265	44	0	0	0	0	0
TOTAL-CITY AND TOWN:	0	1,167	0	0	2,265	44	0	0	0	0	0
GRAND TOTAL:	126	1,434	8	3	2,274	45	97	75	41	40	10
WABASH											
CIRCUIT	28	0	0	0	0	0	17	17	11	28	0
COUNTY	12	427	0	0	42	0	0	0	0	0	0
TOTAL-COURTS OF RECORD:	40	427	0	0	42	0	17	17	11	28	0
WABASH CITY	0	0	0	0	16	0	0	0	0	0	0
N. MANCHESTER TOWN	0	0	0	0	5	3	0	0	0	0	0
TOTAL-CITY AND TOWN:	0	0	0	0	21	3	0	0	0	0	0
GRAND TOTAL:	40	427	0	0	63	3	17	17	11	28	0
WARREN											
CIRCUIT	86	318	3	0	154	1	6	4	1	4	0
TOTAL-COURTS OF RECORD:	86	318	3	0	154	1	6	4	1	4	0
GRAND TOTAL:	86	318	3	0	154	1	6	4	1	4	0
WARRICK											
CIRCUIT	11	0	0	0	0	0	17	17	0	10	0
SUPERIOR	5	103	0	0	142	6	2	0	0	8	0
TOTAL-COURTS OF RECORD:	16	103	0	0	142	6	19	17	0	18	0
GRAND TOTAL:	16	103	0	0	142	6	19	17	0	18	0
WASHINGTON											
CIRCUIT	56	215	0	5	88	0	5	23	0	14	63
SUPERIOR	5	0	0	0	0	0	0	0	0	0	0
TOTAL-COURTS OF RECORD:	61	215	0	5	88	0	5	23	0	14	63
GRAND TOTAL:	61	215	0	5	88	0	5	23	0	14	63
WAYNE											
CIRCUIT	28	0	0	0	0	0	7	4	0	18	0
SUPERIOR 1	53	0	0	0	0	0	1	2	0	13	0
SUPERIOR 2	33	1	0	0	0	0	16	5	1	7	0
SUPERIOR 3	7	112	30	0	180	50	3	0	0	0	0
TOTAL-COURTS OF RECORD:	121	113	30	0	180	50	27	11	1	38	0
HAGERSTOWN TOWN	0	1	0	0	6	0	0	0	0	0	0
TOTAL-CITY AND TOWN:	0	1	0	0	6	0	0	0	0	0	0
GRAND TOTAL:	121	114	30	0	186	50	27	11	1	38	0
WELLS											
CIRCUIT	13	7	0	0	0	0	8	7	0	2	0
SUPERIOR	15	115	0	0	84	0	0	0	0	0	0
TOTAL-COURTS OF RECORD:	28	122	0	0	84	0	8	7	0	2	0
BLUFFTON CITY	0	0	0	0	77	18	0	0	0	0	0
TOTAL-CITY AND TOWN:	0	0	0	0	77	18	0	0	0	0	0
GRAND TOTAL:	28	122	0	0	161	18	8	7	0	2	0
WHITE											
CIRCUIT	0	0	0	0	0	0	0	4	1	3	0

METHOD OF DISPOSITION
DISMISSED
--- CIVIL ---

93

CP	CT	SC	DR	RS	MH	AD	ES	GU	TR	MI	TOTAL
0	0	0	0	0	0	0	1	1	0	0	2
15	0	381	0	0	0	0	0	0	0	54	548
45	0	348	0	0	0	0	0	0	0	0	626
237	38	729	243	26	0	1	1	1	0	87	2,040
0	0	0	0	0	0	0	0	0	0	0	3,476
0	0	0	0	0	0	0	0	0	0	0	3,476
237	38	729	243	26	0	1	1	1	0	87	5,516
88	8	0	77	1	1	5	0	3	0	5	289
5	0	337	0	0	0	0	0	0	0	0	823
93	8	337	77	1	1	5	0	3	0	5	1,112
0	0	31	0	0	0	0	0	0	0	0	47
0	0	0	0	0	0	0	0	0	0	0	8
0	0	31	0	0	0	0	0	0	0	0	55
93	8	368	77	1	1	5	0	3	0	5	1,167
168	11	317	51	1	0	1	0	0	0	1	1,127
168	11	317	51	1	0	1	0	0	0	1	1,127
168	11	317	51	1	0	1	0	0	0	1	1,127
10	9	0	47	0	0	0	0	0	0	0	121
23	6	226	13	0	0	1	0	0	0	0	535
33	15	226	60	0	0	1	0	0	0	0	656
33	15	226	60	0	0	1	0	0	0	0	656
17	5	4	3	0	2	4	0	4	0	0	508
40	4	168	41	4	0	0	0	0	0	0	262
57	9	172	44	4	2	4	0	4	0	0	770
57	9	172	44	4	2	4	0	4	0	0	770
74	10	0	56	3	0	7	0	0	0	8	215
52	17	0	61	0	0	0	0	0	0	7	206
13	8	0	12	0	0	4	0	0	0	1	101
0	0	355	0	0	0	0	0	0	0	3	740
139	35	355	129	3	0	11	0	0	0	19	1,262
0	0	0	0	0	0	0	0	0	0	0	7
0	0	0	0	0	0	0	0	0	0	0	7
139	35	355	129	3	0	11	0	0	0	19	1,269
50	11	0	5	0	14	0	0	0	0	0	117
13	5	113	29	1	3	0	0	0	0	2	380
63	16	113	34	1	17	0	0	0	0	2	497
0	0	0	0	0	0	0	0	0	0	0	95
0	0	0	0	0	0	0	0	0	0	0	95
63	16	113	34	1	17	0	0	0	0	2	592
90	17	0	15	1	0	0	0	0	0	1	132

METHOD OF DISPOSITION
DISMISSED
--- CRIMINAL ---

94

	CF	CM	PC1	MC	IF	OV	JC	JD	JS	JP	JM
WHITE											
SUPERIOR	8	56	1	0	121	0	0	0	0	0	0
TOTAL-COURTS OF RECORD:	8	56	1	0	121	0	0	4	1	3	0
MONON TOWN	0	0	0	0	0	0	0	0	0	0	0
TOTAL-CITY AND TOWN:	0	0	0	0	0	0	0	0	0	0	0
GRAND TOTAL:	8	56	1	0	121	0	0	4	1	3	0
WHITLEY											
CIRCUIT	2	64	0	0	0	0	14	2	0	2	0
SUPERIOR	22	97	2	0	221	0	0	0	0	0	0
TOTAL-COURTS OF RECORD:	24	161	2	0	221	0	14	2	0	2	0
GRAND TOTAL:	24	161	2	0	221	0	14	2	0	2	0

METHOD OF DISPOSITION
DISMISSED
--- CIVIL ---

95

CP	CT	SC	DR	RS	MH	AD	ES	GU	TR	MI	TOTAL
15	0	136	0	0	0	0	0	0	0	0	337
105	17	136	15	1	0	0	0	0	0	1	469
0	0	0	0	0	0	0	0	0	0	0	0
0	0	0	0	0	0	0	0	0	0	0	0
105	17	136	15	1	0	0	0	0	0	1	469
87	25	0	60	7	0	0	0	0	0	6	269
8	1	189	0	0	0	0	0	0	0	0	540
95	26	189	60	7	0	0	0	0	0	6	809
95	26	189	60	7	0	0	0	0	0	6	809

METHOD OF DISPOSITION
DISMISSED
--- CRIMINAL ---

96

	CF	CM	PC1	MC	IF	OV	JC	JD	JS	JP	JM
TOTALS FOR SUPERIOR AND CIRCUIT COURTS	4,984	26,143	192	144	19,840	1,833	1,073	3,666	772	1,665	961
TOTALS FOR COUNTY AND MUNICIPAL COURTS	2,275	21,718	32	128	22,697	2,010	0	0	0	0	0
TOTALS FOR SMALL CLAIM COURTS	0	0	0	0	0	0	0	0	0	0	0
TOTALS FOR CITY AND TOWN COURTS	0	9,051	37	330	11,507	3,327	0	0	0	0	0
TOTALS FOR ALL COURTS	7,259	56,912	261	602	54,044	7,170	1,073	3,666	772	1,665	961

METHOD OF DISPOSITION
DISMISSED
--- CIVIL ---

97

CP	CT	SC	DR	RS	MH	AD	ES	GU	TR	MI	TOTAL
18,738	3,796	27,254	9,654	398	976	210	61	184	3	1,746	124,293
3,758	90	11,952	0	0	355	0	0	0	0	324	65,339
0	0	11,252	0	0	0	0	0	0	0	0	11,252
3,592	0	31	0	0	0	0	0	0	0	0	27,875
26,088	3,886	50,489	9,654	398	1,331	210	61	184	3	2,070	228,759

99

[illegible]

100

[illegible]

101

[illegible]

METHOD OF DISPOSITION
GUILTY PLEA / ADMISSIONS
- - - CRIMINAL - - -

102

	CF	CM	PC1	MC	IF	OV	JC	JD	JS	JP	JM	CRM TOT
DEARBORN												
COUNTY	131	222	0	0	529	0	0	0	0	0	0	862
TOTAL-COURTS OF RECORD:	163	222	0	0	529	0	0	0	0	0	0	914
AURORA CITY	0	29	0	0	799	0	0	0	0	0	0	828
LAWRENCEBURG CITY	0	570	0	412	1,985	10	0	0	0	0	0	2,977
TOTAL-CITY AND TOWN:	0	599	0	412	2,784	10	0	0	0	0	0	3,805
GRAND TOTAL:	163	821	0	412	3,313	10	0	0	0	0	0	4,719
DECATUR												
CIRCUIT	14	6	0	0	0	0	0	0	0	0	0	20
COUNTY	46	398	0	0	1,950	28	0	0	0	0	0	2,422
TOTAL-COURTS OF RECORD:	60	404	0	0	1,950	28	0	0	0	0	0	2,442
GRAND TOTAL:	60	404	0	0	1,950	28	0	0	0	0	0	2,442
DEKALB												
CIRCUIT	113	24	0	2	0	0	0	0	0	0	0	139
SUPERIOR	71	401	0	0	135	0	0	0	8	0	0	615
TOTAL-COURTS OF RECORD:	184	425	0	2	135	0	0	0	8	0	0	754
BUTLER CITY	0	0	0	0	45	0	0	0	0	0	0	45
TOTAL-CITY AND TOWN:	0	0	0	0	45	0	0	0	0	0	0	45
GRAND TOTAL:	184	425	0	2	180	0	0	0	8	0	0	799
DELAWARE												
CIRCUIT	27	1	1	0	0	0	0	0	0	0	0	29
SUPERIOR 1	19	0	0	0	0	0	0	0	0	0	0	19
SUPERIOR 2	10	0	0	0	0	0	0	0	0	0	0	10
SUPERIOR 3	102	340	7	0	14	0	0	0	0	0	0	463
SUPERIOR 4	98	285	0	0	16	0	0	0	0	0	0	399
TOTAL-COURTS OF RECORD:	256	626	8	0	30	0	0	0	0	0	0	920
MUNCIE CITY	0	827	0	0	1,039	1,136	0	0	0	0	0	3,002
YORKTOWN TOWN	0	0	0	0	5,792	0	0	0	0	0	0	5,792
TOTAL-CITY AND TOWN:	0	827	0	0	6,831	1,136	0	0	0	0	0	8,794
GRAND TOTAL:	256	1,453	8	0	6,861	1,136	0	0	0	0	0	9,714
DUBOIS												
CIRCUIT	44	41	0	0	2	0	0	21	4	0	0	112
SUPERIOR	71	548	0	19	489	0	0	0	0	0	0	1,127
TOTAL-COURTS OF RECORD:	115	589	0	19	491	0	0	21	4	0	0	1,239
GRAND TOTAL:	115	589	0	19	491	0	0	21	4	0	0	1,239
ELKHART												
CIRCUIT	46	0	0	0	0	0	140	455	0	0	329	970
SUPERIOR 1	48	0	0	0	0	0	0	0	0	0	0	48
SUPERIOR 2	65	0	0	0	0	0	0	0	0	0	0	65
SUPERIOR 3	78	0	0	0	0	0	0	0	0	0	0	78
COUNTY - ELKHART	279	14	0	10	2	0	0	0	0	0	0	305
COUNTY - GOSHEN	406	746	2	0	1,450	160	0	0	0	0	0	2,764
TOTAL-COURTS OF RECORD:	922	760	2	10	1,452	160	140	455	0	0	329	4,230
ELKHART CITY	0	2,679	18	0	2,248	8	0	0	0	0	0	4,953
GOSHEN CITY	0	656	9	0	1,226	96	0	0	0	0	0	1,987
NAPPANEE CITY	0	80	0	0	404	4	0	0	0	0	0	488
TOTAL-CITY AND TOWN:	0	3,415	27	0	3,878	108	0	0	0	0	0	7,428

103

[illegible]

METHOD OF DISPOSITION
GUILTY PLEA / ADMISSIONS
--- CRIMINAL ---

104

	CF	CM	PC1	MC	IF	OV	JC	JD	JS	JP	JM	CRM TOT
ELKHART												
GRAND TOTAL:	922	4,175	29	10	5,330	268	140	455	0	0	329	11,658
FAYETTE												
CIRCUIT	69	7	0	0	0	0	0	0	0	0	0	76
SUPERIOR	102	485	0	0	235	0	0	0	0	0	0	822
TOTAL-COURTS OF RECORD:	171	492	0	0	235	0	0	0	0	0	0	898
GRAND TOTAL:	171	492	0	0	235	0	0	0	0	0	0	898
FLOYD												
CIRCUIT	51	10	0	2	0	0	0	5	0	8	0	76
SUPERIOR	109	2	0	0	0	0	0	0	0	0	0	111
COUNTY	102	368	0	12	2,526	0	0	0	0	0	0	3,008
TOTAL-COURTS OF RECORD:	262	380	0	14	2,526	0	0	5	0	8	0	3,195
GRAND TOTAL:	262	380	0	14	2,526	0	0	5	0	8	0	3,195
FOUNTAIN												
CIRCUIT	89	170	0	0	120	0	7	3	0	0	0	389
TOTAL-COURTS OF RECORD:	89	170	0	0	120	0	7	3	0	0	0	389
ATTICA CITY	0	110	0	0	0	0	0	0	0	0	0	110
TOTAL-CITY AND TOWN:	0	110	0	0	0	0	0	0	0	0	0	110
GRAND TOTAL:	89	280	0	0	120	0	7	3	0	0	0	499
FRANKLIN												
CIRCUIT	124	782	0	0	1,203	0	0	0	0	0	0	2,109
TOTAL-COURTS OF RECORD:	124	782	0	0	1,203	0	0	0	0	0	0	2,109
GRAND TOTAL:	124	782	0	0	1,203	0	0	0	0	0	0	2,109
FULTON												
CIRCUIT	35	0	0	1	0	0	0	0	0	0	0	36
COUNTY	30	312	0	0	2,155	0	0	0	0	0	0	2,497
TOTAL-COURTS OF RECORD:	65	312	0	1	2,155	0	0	0	0	0	0	2,533
GRAND TOTAL:	65	312	0	1	2,155	0	0	0	0	0	0	2,533
GIBSON												
CIRCUIT	23	0	0	0	0	0	0	1	0	0	0	24
SUPERIOR	75	752	0	0	1,147	0	0	0	0	0	0	1,974
TOTAL-COURTS OF RECORD:	98	752	0	0	1,147	0	0	1	0	0	0	1,998
GRAND TOTAL:	98	752	0	0	1,147	0	0	1	0	0	0	1,998
GRANT												
CIRCUIT	43	0	1	0	0	0	0	0	0	0	0	44
SUPERIOR 1	54	2	5	0	0	0	0	0	0	0	0	61
SUPERIOR 2	52	3	0	0	0	0	0	59	12	0	0	126
COUNTY	244	683	0	0	107	0	0	0	0	0	0	1,034
TOTAL-COURTS OF RECORD:	393	688	6	0	107	0	0	59	12	0	0	1,265
GAS CITY	0	155	0	0	793	1	0	0	0	0	0	949
MARION CITY	0	745	0	0	602	486	0	0	0	0	0	1,833
TOTAL-CITY AND TOWN:	0	900	0	0	1,395	487	0	0	0	0	0	2,782
GRAND TOTAL:	393	1,588	6	0	1,502	487	0	59	12	0	0	4,047
GREENE												
CIRCUIT	18	0	0	0	0	0	0	20	0	1	0	39

105

[illegible]

106

[illegible]

107

[illegible]

108

[illegible]

109

[illegible]

METHOD OF DISPOSITION
GUILTY PLEA / ADMISSIONS
--- CRIMINAL ---

110

	CF	CM	PC1	MC	IF	OV	JC	JD	JS	JP	JM	CRM TOT
JOHNSON												
SUPERIOR 1	46	39	0	0	0	0	0	0	0	0	0	85
SUPERIOR 2	79	128	0	1	19	0	0	0	0	0	0	227
TOTAL-COURTS OF RECORD:	125	168	0	1	19	0	0	0	0	0	0	313
FRANKLIN CITY	0	329	0	0	2,324	0	0	0	0	0	0	2,653
GREENWOOD CITY	0	434	0	0	325	2	0	0	0	0	0	761
NEW WHITELAND TOWN	0	246	0	0	3,586	130	0	0	0	0	0	3,962
TOTAL-CITY AND TOWN:	0	1,009	0	0	6,235	132	0	0	0	0	0	7,376
GRAND TOTAL:	125	1,177	0	1	6,254	132	0	0	0	0	0	7,689
KNOX												
CIRCUIT	2	0	0	0	0	0	0	0	0	0	0	2
SUPERIOR 1	30	0	0	0	0	0	0	0	0	0	0	30
SUPERIOR 2	121	668	0	0	4,273	0	0	0	0	0	0	5,062
TOTAL-COURTS OF RECORD:	153	668	0	0	4,273	0	0	0	0	0	0	5,094
BICKNELL CITY	0	0	0	0	0	0	0	0	0	0	0	0
TOTAL-CITY AND TOWN:	0	0	0	0	0	0	0	0	0	0	0	0
GRAND TOTAL:	153	668	0	0	4,273	0	0	0	0	0	0	5,094
KOSCIUSKO												
CIRCUIT	48	1	0	0	0	0	0	0	0	0	0	49
SUPERIOR	155	1	0	0	0	0	0	0	0	0	0	156
COUNTY	6	768	0	0	425	0	0	0	0	0	0	1,199
TOTAL-COURTS OF RECORD:	209	770	0	0	425	0	0	0	0	0	0	1,404
GRAND TOTAL:	209	770	0	0	425	0	0	0	0	0	0	1,404
LAGRANGE												
CIRCUIT	62	10	0	0	0	0	0	14	0	0	0	86
SUPERIOR	100	333	0	0	49	1	0	0	0	0	0	483
TOTAL-COURTS OF RECORD:	162	343	0	0	49	1	0	14	0	0	0	569
GRAND TOTAL:	162	343	0	0	49	1	0	14	0	0	0	569
LAKE												
CIRCUIT	0	0	0	0	0	0	0	0	0	0	0	0
SUPERIOR, CIV. 1	0	0	0	0	0	0	0	0	0	0	0	0
SUPERIOR, CIV. 2	0	0	0	0	0	0	0	0	0	0	0	0
SUPERIOR, CIV. 3	0	0	0	0	0	0	0	0	0	0	0	0
SUPERIOR, CIV. 4	0	0	0	0	0	0	0	0	0	0	0	0
SUPERIOR, CIV. 5	0	0	0	0	0	0	0	0	0	0	0	0
SUPERIOR, JUV. DIV.	0	0	0	0	0	0	0	0	0	0	0	0
SUPERIOR, CRIM. 1	160	0	0	0	0	0	0	0	0	0	0	160
SUPERIOR, CRIM. 2	133	0	0	0	0	0	0	0	0	0	0	133
SUPERIOR, CRIM. 3	152	0	0	0	0	0	0	0	0	0	0	152
SUPERIOR, CRIM. 4	128	0	1	0	0	0	0	0	0	0	0	129
SUPERIOR 7	58	989	0	0	1,460	29	0	0	0	0	0	2,536
SUPERIOR 8	180	771	0	0	457	199	0	0	0	0	0	1,607
SUPERIOR 9	4	82	0	0	817	234	0	0	0	0	0	1,137
TOTAL-COURTS OF RECORD:	815	1,842	1	0	2,734	462	0	0	0	0	0	5,854
CROWN POINT CITY	0	133	0	0	358	129	0	0	0	0	0	620
EAST CHICAGO CITY	0	514	0	373	315	15	0	0	0	0	0	1,217
GARY CITY	0	540	0	0	2,772	782	0	0	0	0	0	4,094

4TH QTR CIVIL AVERAGED

555

[illegible]

112

	CF	CM	PC1	MC	IF	OV	JC	JD	JS	JP	JM	CRM TOT
LAKE												
HAMMOND CITY	0	4,332	0	0	4,822	1,107	0	0	0	0	0	10,261
HOBERT CITY	0	635	0	0	980	4	0	0	0	0	0	1,619
LAKE STATION CITY	0	244	3	0	466	19	0	0	0	0	0	732
WHITING CITY	0	0	0	0	58	0	0	0	0	0	0	58
TOTAL-CITY AND TOWN:	0	6,398	3	373	9,771	2,056	0	0	0	0	0	18,601
GRAND TOTAL:	815	8,240	4	373	12,505	2,518	0	0	0	0	0	24,455
LAPORTE												
CIRCUIT	73	0	0	0	0	0	0	0	0	0	0	73
SUPERIOR 1	85	0	0	0	0	0	0	0	0	0	0	85
SUPERIOR 2	0	0	0	0	0	0	0	0	0	0	0	0
SUPERIOR 3	201	834	0	0	1,106	0	0	0	0	0	0	2,141
SUPERIOR 4	314	912	0	0	20	35	0	0	0	0	0	1,281
TOTAL-COURTS OF RECORD:	673	1,746	0	0	1,126	35	0	0	0	0	0	3,580
GRAND TOTAL:	673	1,746	0	0	1,126	35	0	0	0	0	0	3,580
LAWRENCE												
CIRCUIT	29	0	0	0	0	0	0	64	15	0	0	108
SUPERIOR	28	2	0	0	0	0	0	0	0	0	0	30
COUNTY	83	541	0	58	3,463	8	0	0	0	0	0	4,153
TOTAL-COURTS OF RECORD:	140	543	0	58	3,463	8	0	64	15	0	0	4,291
GRAND TOTAL:	140	543	0	58	3,463	8	0	64	15	0	0	4,291
MADISON												
CIRCUIT	93	2	0	0	0	0	0	0	0	0	0	95
SUPERIOR 1	131	2	1	0	0	0	0	0	0	0	0	134
SUPERIOR 2	0	0	0	0	0	0	0	470	173	0	0	643
SUPERIOR 3	93	2	1	0	0	0	0	0	0	0	0	96
COUNTY 1	109	77	0	0	0	0	0	0	0	0	0	186
COUNTY 2	144	16	0	0	2	0	0	0	0	0	0	162
TOTAL-COURTS OF RECORD:	570	99	2	0	2	0	0	470	173	0	0	1,316
ALEXANDRIA CITY	0	376	0	0	577	0	0	0	0	0	0	953
ANDERSON CITY	0	1,435	42	0	697	125	0	0	0	0	0	2,299
ELWOOD CITY	0	365	0	0	1,577	17	0	0	0	0	0	1,959
EDGEWOOD TOWN	0	0	0	0	0	0	0	0	0	0	0	0
TOTAL-CITY AND TOWN:	0	2,176	42	0	2,851	142	0	0	0	0	0	5,211
GRAND TOTAL:	570	2,275	44	0	2,853	142	0	470	173	0	0	6,527
MARION												
CIRCUIT	0	0	0	0	0	0	0	0	0	0	0	0
SUPERIOR, CIV. 1	0	0	0	0	0	0	0	0	0	0	0	0
SUPERIOR, CIV. 2	0	0	0	0	0	0	0	0	0	0	0	0
SUPERIOR, CIV. 3	0	0	0	0	0	0	0	0	0	0	0	0
SUPERIOR, CIV. 4	0	0	0	0	0	0	0	0	0	0	0	0
SUPERIOR, CIV. 5	0	0	0	0	0	0	0	0	0	0	0	0
SUPERIOR, CIV. 6	0	0	0	0	0	0	0	0	0	0	0	0
SUPERIOR, CIV. 7	0	0	0	0	0	0	0	0	0	0	0	0
SUPERIOR, PROBATE	0	0	0	0	0	0	0	0	0	0	0	0
SUPERIOR, JUVENILE	0	0	0	0	0	0	0	4,056	455	0	0	4,511
SUPERIOR,												

113

[illegible]

114

	CF	CM	PC1	MC	IF	OV	JC	JD	JS	JP	JM	CRM TOT
MARION												
SUPERIOR, CRIM. 3	411	0	0	0	0	0	0	0	0	0	0	411
SUPERIOR, CRIM. 4	322	0	0	0	0	0	0	0	0	0	0	322
SUPERIOR, CRIM. 5	430	0	0	0	0	0	0	0	0	0	0	430
SUPERIOR, CRIM. 6	359	0	0	0	0	0	0	0	0	0	0	359
MUNICIPAL 1	0	0	0	0	0	0	0	0	0	0	0	0
MUNICIPAL 2	0	0	0	0	0	0	0	0	0	0	0	0
MUNICIPAL 3	2	49	0	0	0	0	0	0	0	0	0	51
MUNICIPAL 4	102	2,164	0	0	4	0	0	0	0	0	0	2,270
MUNICIPAL 5	32	1,991	0	0	4	1	0	0	0	0	0	2,028
MUNICIPAL 6	1,920	200	0	0	0	0	0	0	0	0	0	2,120
MUNICIPAL 7	0	0	0	0	0	0	0	0	0	0	0	0
MUNICIPAL 8	0	0	0	0	0	0	0	0	0	0	0	0
MUNICIPAL 9	92	2,228	0	0	0	0	0	0	0	0	0	2,320
MUNICIPAL 10	53	3,031	0	0	5	0	0	0	0	0	0	3,089
MUNICIPAL 11	0	0	0	0	1	0	0	0	0	0	0	1
MUNICIPAL 12	0	0	0	0	0	755	0	0	0	0	0	755
MUNICIPAL 13	10	637	0	0	36,251	3,771	0	0	0	0	0	40,669
MUNICIPAL 14	30	1,764	0	0	18,719	390	0	0	0	0	0	20,903
MUNICIPAL 15	889	13	0	0	0	0	0	0	0	0	0	902
MUNICIPAL 16	82	1,132	0	0	0	0	0	0	0	0	0	1,214
TOTAL-COURTS OF RECORD:	5,255	13,209	0	0	54,984	4,917	0	4,056	455	0	0	82,876
CENTER TOWNSHIP	0	0	0	0	0	0	0	0	0	0	0	0
DECATUR TOWNSHIP	0	0	0	0	0	0	0	0	0	0	0	0
LAWRENCE TOWNSHIP	0	0	0	0	0	0	0	0	0	0	0	0
PERRY TOWNSHIP	0	0	0	0	0	0	0	0	0	0	0	0
PIKE TOWNSHIP	0	0	0	0	0	0	0	0	0	0	0	0
WARREN TOWNSHIP	0	0	0	0	0	0	0	0	0	0	0	0
WASHINGTON TOWNSHIP	0	0	0	0	0	0	0	0	0	0	0	0
WAYNE TOWNSHIP	0	0	0	0	0	0	0	0	0	0	0	0
TOTAL-SMALL CLAIMS:	0	0	0	0	0	0	0	0	0	0	0	0
GRAND TOTAL:	5,255	13,209	0	0	54,984	4,917	0	4,056	455	0	0	82,876
MARSHALL												
CIRCUIT	13	0	0	0	0	0	0	0	0	0	0	13
SUPERIOR 1	115	2	0	0	0	0	0	0	0	0	0	117
SUPERIOR 2	158	722	0	0	113	0	0	0	0	0	0	993
TOTAL-COURTS OF RECORD:	286	724	0	0	113	0	0	0	0	0	0	1,123
GRAND TOTAL:	286	724	0	0	113	0	0	0	0	0	0	1,123
MARTIN												
CIRCUIT	69	151	0	0	1,029	0	0	0	0	0	0	1,249
TOTAL-COURTS OF RECORD:	69	151	0	0	1,029	0	0	0	0	0	0	1,249
GRAND TOTAL:	69											

115

[illegible]

116

[illegible]

117

[illegible]

118

	CF	CM	PC1	MC	IF	OV	JC	JD	JS	JP	JM	CRM TOT
ORANGE												
COUNTY	47	341	0	0	178	0	0	0	0	0	0	566
TOTAL-COURTS OF RECORD:	101	341	0	0	178	0	0	0	0	0	0	620
GRAND TOTAL:	101	341	0	0	178	0	0	0	0	0	0	620
OWEN												
CIRCUIT	65	207	0	0	65	0	0	22	0	0	0	359
TOTAL-COURTS OF RECORD:	65	207	0	0	65	0	0	22	0	0	0	359
GRAND TOTAL:	65	207	0	0	65	0	0	22	0	0	0	359
PARKE												
CIRCUIT	74	200	0	0	179	0	0	0	0	0	0	453
TOTAL-COURTS OF RECORD:	74	200	0	0	179	0	0	0	0	0	0	453
GRAND TOTAL:	74	200	0	0	179	0	0	0	0	0	0	453
PERRY												
CIRCUIT	60	202	0	0	878	0	0	0	0	0	0	1,140
TOTAL-COURTS OF RECORD:	60	202	0	0	878	0	0	0	0	0	0	1,140
TELL CITY CITY	0	143	0	0	253	0	0	0	0	0	0	396
TOTAL-CITY AND TOWN:	0	143	0	0	253	0	0	0	0	0	0	396
GRAND TOTAL:	60	345	0	0	1,131	0	0	0	0	0	0	1,536
PIKE												
CIRCUIT	81	219	0	0	31	0	0	0	0	0	0	331
TOTAL-COURTS OF RECORD:	81	219	0	0	31	0	0	0	0	0	0	331
GRAND TOTAL:	81	219	0	0	31	0	0	0	0	0	0	331
PORTER												
CIRCUIT, SUP 1 & 2	151	0	0	0	0	0	0	0	0	0	0	151
SUPERIOR 3	190	1,279	0	0	933	27	0	0	0	0	0	2,429
SUPERIOR 4	186	1,539	0	0	480	13	0	0	0	0	0	2,218
TOTAL-COURTS OF RECORD:	527	2,818	0	0	1,413	40	0	0	0	0	0	4,798
CHESTERTON TOWN	0	11	0	0	149	21	0	0	0	0	0	181
TO BE ABOLISHED 12-31-91												
TOTAL-CITY AND TOWN:	0	11	0	0	149	21	0	0	0	0	0	181
GRAND TOTAL:	527	2,829	0	0	1,562	61	0	0	0	0	0	4,979
POSEY												
CIRCUIT	12	0	0	0	0	0	0	31	15	0	0	58
COUNTY	66	450	0	0	686	1	0	0	0	0	0	1,203
TOTAL-COURTS OF RECORD:	78	450	0	0	686	1	0	31	15	0	0	1,261
GRAND TOTAL:	78	450	0	0	686	1	0	31	15	0	0	1,261
PULASKI												
CIRCUIT	44	1	0	0	0	0	0	10	1	0	0	56
COUNTY	85	201	0	0	33	0	0	0	0	0	0	319
TOTAL-COURTS OF RECORD:	129	202	0	0	33	0	0	10	1	0	0	375
GRAND TOTAL:	129	202	0	0	33	0	0	10	1	0	0	375
PUTNAM												
CIRCUIT	34	0	0	0	0	0	0	120	19	0	0	173
COUNTY	144	388	0	0	1,902	0	0	0	0	0	0	2,434

119

[illegible]

METHOD OF DISPOSITION
GUILTY PLEA / ADMISSIONS
- - - CRIMINAL - - -

120

	CF	CM	PC1	MC	IF	OV	JC	JD	JS	JP	JM	CRM TOT
PUTNAM												
TOTAL-COURTS OF RECORD:	178	388	0	0	1,902	0	0	120	19	0	0	2,607
GRAND TOTAL:	178	388	0	0	1,902	0	0	120	19	0	0	2,607
RANDOLPH												
CIRCUIT	18	1	0	0	0	0	0	0	0	0	0	19
SUPERIOR	71	275	0	0	3	0	0	0	0	0	0	349
TOTAL-COURTS OF RECORD:	89	276	0	0	3	0	0	0	0	0	0	368
WINCHESTER CITY	0	0	0	0	1,169	34	0	0	0	0	0	1,203
UNION CITY	0	33	0	0	161	14	0	0	0	0	0	208
TOTAL-CITY AND TOWN:	0	33	0	0	1,330	48	0	0	0	0	0	1,411
GRAND TOTAL:	89	309	0	0	1,333	48	0	0	0	0	0	1,779
RIPLEY												
CIRCUIT	100	347	0	0	0	0	0	1	0	0	11	459
TOTAL-COURTS OF RECORD:	100	347	0	0	0	0	0	1	0	0	11	459
BATESVILLE CITY	0	40	0	0	1,503	77	0	0	0	0	0	1,620
VERSAILLES TOWN	0	8	0	0	2,112	0	0	0	0	0	0	2,120
TOTAL-CITY AND TOWN:	0	48	0	0	3,615	77	0	0	0	0	0	3,740
GRAND TOTAL:	100	395	0	0	3,615	77	0	1	0	0	11	4,199
RUSH												
CIRCUIT	21	0	0	0	0	0	0	0	0	0	0	21
COUNTY	46	227	0	0	1,235	3	0	0	0	0	0	1,511
TOTAL-COURTS OF RECORD:	67	227	0	0	1,235	3	0	0	0	0	0	1,532
GRAND TOTAL:	67	227	0	0	1,235	3	0	0	0	0	0	1,532
ST. JOSEPH												
CIRCUIT	1	0	0	0	0	0	0	0	0	0	0	1
SUPERIOR	808	2,765	0	0	1,399	159	0	0	0	0	0	5,131
PROBATE	0	0	0	0	0	0	0	431	4	373	0	808
TOTAL-COURTS OF RECORD:	809	2,765	0	0	1,399	159	0	431	4	373	0	5,940
WALKERTON TOWN	0	47	0	0	218	123	0	0	0	0	0	388
TOTAL-CITY AND TOWN:	0	47	0	0	218	123	0	0	0	0	0	388
GRAND TOTAL:	809	2,812	0	0	1,617	282	0	431	4	373	0	6,328
SCOTT												
CIRCUIT	37	1	0	0	0	0	0	0	0	0	0	38
COUNTY	156	690	0	0	1,185	15	0	0	0	0	0	2,046
TOTAL-COURTS OF RECORD:	193	691	0	0	1,185	15	0	0	0	0	0	2,084
GRAND TOTAL:	193	691	0	0	1,185	15	0	0	0	0	0	2,084
SHELBY												
CIRCUIT	1	0	0	0	0	0	0	0	0	0	0	1
SUPERIOR 1	73	4	0	1	0	0	12	58	11	6	0	165
SUPERIOR 2	182	625	2	0	122	0	0	0	0	0	0	931
TOTAL-COURTS OF RECORD:	256	629	2	1	122	0	12	58	11	6	0	1,097
GRAND TOTAL:	256	629	2	1	122	0	12	58	11	6	0	1,097
SPENCER												
CIRCUIT	91	413	0	0	2,718	0	4	5	0	0	0	3,231
TOTAL-COURTS OF RECORD:	91	413	0	0	2,718	0	4	5	0	0	0	3,231

121

[illegible]

122

	CF	CM	PC1	MC	IF	OV	JC	JD	JS	JP	JM	CRM TOT
SPENCER												
ROCKPORT CITY	0	28	0	0	90	0	0	0	0	0	0	118
TOTAL-CITY AND TOWN:	0	28	0	0	90	0	0	0	0	0	0	118
GRAND TOTAL:	91	441	0	0	2,808	0	4	5	0	0	0	3,349
STARKE												
CIRCUIT	196	6	0	0	0	0	0	0	0	0	0	202
TOTAL-COURTS OF RECORD:	196	6	0	0	0	0	0	0	0	0	0	202
KNOX CITY - CITY	0	1,301	0	0	2,286	0	0	0	0	0	0	3,587
TOTAL-CITY AND TOWN:	0	1,301	0	0	2,286	0	0	0	0	0	0	3,587
GRAND TOTAL:	196	1,307	0	0	2,286	0	0	0	0	0	0	3,789
STEBEN												
CIRCUIT	62	2	0	0	0	0	15	25	4	28	0	136
SUPERIOR	114	410	0	0	222	0	0	0	0	0	0	746
TOTAL-COURTS OF RECORD:	176	412	0	0	222	0	15	25	4	28	0	882
FREMONT TOWN	0	590	0	0	6,251	445	0	0	0	0	0	7,286
TOTAL-CITY AND TOWN:	0	590	0	0	6,251	445	0	0	0	0	0	7,286
GRAND TOTAL:	176	1,002	0	0	6,473	445	15	25	4	28	0	8,168
SULLIVAN												
CIRCUIT	0	0	0	0	0	0	0	0	0	0	0	0
SUPERIOR	55	334	0	0	1,781	0	0	0	0	0	0	2,170
TOTAL-COURTS OF RECORD:	55	334	0	0	1,781	0	0	0	0	0	0	2,170
GRAND TOTAL:	55	334	0	0	1,781	0	0	0	0	0	0	2,170
SWITZERLAND												
CIRCUIT	0	0	0	0	0	0	0	0	0	0	0	0
SUPERIOR	43	178	0	0	172	0	4	22	0	7	0	426
TOTAL-COURTS OF RECORD:	43	178	0	0	172	0	4	22	0	7	0	426
GRAND TOTAL:	43	178	0	0	172	0	4	22	0	7	0	426
TIPPECANOE												
CIRCUIT	1	0	0	0	0	0	0	0	0	0	0	1
SUPERIOR 1	63	0	0	0	0	0	0	0	0	0	0	63
SUPERIOR 2	39	0	0	0	0	0	0	0	0	0	0	39
SUPERIOR 3	0	0	0	0	0	0	8	9	0	0	0	17
COUNTY 1	337	44	0	0	0	0	0	0	0	0	0	381
COUNTY 2	659	4,421	0	0	606	58	0	0	0	0	0	5,744
TOTAL-COURTS OF RECORD:	1,099	4,465	0	0	606	58	8	9	0	0	0	6,245
WEST LAFAYETTE CITY	0	0	0	0	863	196	0	0	0	0	0	1,059
TOTAL-CITY AND TOWN:	0	0	0	0	863	196	0	0	0	0	0	1,059
GRAND TOTAL:	1,099	4,465	0	0	1,469	254	8	9	0	0	0	7,304
TIPTON												
CIRCUIT	34	3	0	0	0	0	0	0	0	0	0	37
TOTAL-COURTS OF RECORD:	34	3	0	0	0	0	0	0	0	0	0	37
TIPTON CITY	0	169	0	0	1,887	0	0	0	0	0	0	2,056
SHARPSVILLE TOWN	0	21	0	0	1,781	0	0	0	0	0	0	1,802
TOTAL-CITY AND TOWN:	0	190	0	0	3,668	0	0	0	0	0	0	3,858
GRAND TOTAL:	34	193	0	0	3,668	0	0	0	0	0	0	3,895
UNION												
CIRCUIT	53	351	0	1	1,680	0	0	0	0	0	0	2,085

METHOD OF DISPOSITION
DEFAULT
--- CIVIL ---

123

CP	CT	SC	DR	RS	MH	AD	ES	CU	TR	MI	CVL TOT
0	0	0	0	0	0	0	0	0	0	0	0
0	0	0	0	0	0	0	0	0	0	0	0
47	0	109	0	0	0	0	0	0	0	0	156
167	0	205	0	0	0	0	0	0	0	0	372
167	0	205	0	0	0	0	0	0	0	0	372
0	0	0	0	0	0	0	0	0	0	0	0
0	0	0	0	0	0	0	0	0	0	0	0
167	0	205	0	0	0	0	0	0	0	0	372
26	1	0	0	0	0	0	0	0	0	0	27
43	1	476	3	0	0	0	0	0	0	0	523
69	2	476	3	0	0	0	0	0	0	0	550
0	0	0	0	0	0	0	0	0	0	0	0
0	0	0	0	0	0	0	0	0	0	0	0
69	2	476	3	0	0	0	0	0	0	0	550
0	0	0	0	0	0	0	0	0	0	0	0
16	0	121	0	0	0	0	0	0	0	0	137
16	0	121	0	0	0	0	0	0	0	0	137
16	0	121	0	0	0	0	0	0	0	0	137
0	0	0	0	0	0	0	0	0	0	0	0
15	0	13	0	0	0	0	0	0	0	1	29
15	0	13	0	0	0	0	0	0	0	1	29
15	0	13	0	0	0	0	0	0	0	1	29
109	0	0	0	0	0	0	0	0	0	0	109
77	0	0	0	0	0	0	0	0	0	0	77
23	0	0	0	0	0	0	0	0	0	0	23
0	0	0	0	0	0	0	0	0	0	0	0
2	0	1,281	0	0	0	0	0	0	0	0	1,283
113	0	0	0	0	0	0	0	0	0	0	113
324	0	1,281	0	0	0	0	0	0	0	0	1,605
0	0	0	0	0	0	0	0	0	0	0	0
0	0	0	0	0	0	0	0	0	0	0	0
324	0	1,281	0	0	0	0	0	0	0	0	1,605
30	0	29	0	0	0	0	0	0	0	0	59
30	0	29	0	0	0	0	0	0	0	0	59
0	0	0	0	0	0	0	0	0	0	0	0
0	0	0	0	0	0	0	0	0	0	0	0
0	0	0	0	0	0	0	0	0	0	0	0
30	0	29	0	0	0	0	0	0	0	0	59
13	1	48	6	0	0	0	0	0	0	0	68

METHOD OF DISPOSITION
GUILTY PLEA / ADMISSIONS
--- CRIMINAL ---

124

	CF	CM	PC1	MC	IF	OV	JC	JD	JS	JP	JM	CRM TOT
UNION												
TOTAL-COURTS OF RECORD:	53	351	0	1	1,680	0	0	0	0	0	0	2,085
GRAND TOTAL:	53	351	0	1	1,680	0	0	0	0	0	0	2,085
VANDERBURGH												
CIRCUIT	410	0	0	0	0	0	0	0	0	0	0	410
SUPERIOR	416	4,514	0	0	3,787	0	0	0	0	0	0	8,717
TOTAL-COURTS OF RECORD:	826	4,514	0	0	3,787	0	0	0	0	0	0	9,127
GRAND TOTAL:	826	4,514	0	0	3,787	0	0	0	0	0	0	9,127
VERMILLION												
CIRCUIT	58	200	0	0	354	0	1	2	0	0	0	615
TOTAL-COURTS OF RECORD:	58	200	0	0	354	0	1	2	0	0	0	615
CLINTON CITY	0	101	0	0	0	0	0	0	0	0	0	101
TOTAL-CITY AND TOWN:	0	101	0	0	0	0	0	0	0	0	0	101
GRAND TOTAL:	58	301	0	0	354	0	1	2	0	0	0	716
VIGO												
CIRCUIT	112	12	0	1	0	0	0	188	87	0	0	400
SUPERIOR 1	98	6	0	0	0	0	0	0	0	0	0	104
SUPERIOR 2	0	0	0	0	0	0	0	0	0	0	0	0
SUPERIOR 3	0	0	0	0	0	0	0	0	0	0	0	0
SUPERIOR JURIS OF CIRCUIT CT.												
COUNTY 4	14	164	0	0	0	1	0	0	0	0	0	179
COUNTY 5	384	1,029	0	0	10	0	0	0	0	0	0	1,423
TOTAL-COURTS OF RECORD:	608	1,211	0	1	10	1	0	188	87	0	0	2,106
TERRE HAUTE CITY	0	1,271	0	0	1,130	21	0	0	0	0	0	2,422
TOTAL-CITY AND TOWN:	0	1,271	0	0	1,130	21	0	0	0	0	0	2,422
GRAND TOTAL:	608	2,482	0	1	1,140	22	0	188	87	0	0	4,528
WABASH												
CIRCUIT	80	2	0	0	0	0	0	61	0	0	0	143
COUNTY	64	461	0	0	177	9	0	0	0	0	0	702
TOTAL-COURTS OF RECORD:	144	463	0	0	177	0	0	61	0	0	0	845
WABASH CITY	0	0	0	0	525	0	0	0	0	0	0	525
N. MANCHESTER TOWN	0	0	0	0	103	4	0	0	0	0	0	107
TOTAL-CITY AND TOWN:	0	0	0	0	628	4	0	0	0	0	0	632
GRAND TOTAL:	144	463	0	0	805	4	0	61	0	0	0	1,477
WARREN												
CIRCUIT	64	198	0	0	52	0	0	15	4	0	0	333
TOTAL-COURTS OF RECORD:	64	198	0	0	52	0	0	15	4	0	0	333
GRAND TOTAL:	64	198	0	0	52	0	0	15	4	0	0	333
WARRICK												
CIRCUIT	86	0	0	0	0	0	0	61	0	7	0	154
SUPERIOR	104	1,262	0	0	4,727	8	0	0	0	0	0	6,101
TOTAL-COURTS OF RECORD:	190	1,262	0	0	4,727	8	0	61	0	7	0	6,255
GRAND TOTAL:	190	1,262	0	0	4,727	8	0	61	0	7	0	6,255
WASHINGTON												
CIRCUIT	82	128	0	0	0	0	14	85	0	80	98	487

METHOD OF DISPOSITION
DEFAULT
--- CIVIL ---

125

CP	CT	SC	DR	RS	MH	AD	ES	CU	TR	MI	CVL TOT
13	1	48	6	0	0	0	0	0	0	0	68
13	1	48	6	0	0	0	0	0	0	0	68
20	0	0	0	0	0	0	0	0	0	11	31
558	21	3,247	0	0	0	0	0	0	0	54	3,880
578	21	3,247	0	0	0	0	0	0	0	65	3,911
578	21	3,247	0	0	0	0	0	0	0	65	3,911
8	1	0	0	0	0	0	0	0	0	0	9
8	1	0	0	0	0	0	0	0	0	0	9
0	0	0	0	0	0	0	0	0	0	0	0
0	0	0	0	0	0	0	0	0	0	0	0
8	1	0	0	0	0	0	0	0	0	0	9
49	0	0	0	0	0	0	0	0	0	0	49
139	2	0	0	0	0	0	0	0	0	0	141
0	0	0	0	0	0	0	0	0	0	0	0
0	0	0	0	0	0	0	0	0	0	0	0
76	0	750	0	0	0	0	0	0	0	0	826
20	0	128	0	0	0	0	0	0	0	0	148
284	2	878	0	0	0	0	0	0	0	0	1,164
0	0	0	0	0	0	0	0	0	0	0	0
0	0	0	0	0	0	0	0	0	0	0	0
284	2	878	0	0	0	0	0	0	0	0	1,164
55	0	0	0	0	0	0	0	0	0	0	55
11	0	602	0	0	0	0	0	0	0	0	613
66	0	602	0	0	0	0	0	0	0	0	668
0	0	69	0	0	0	0	0	0	0	0	69
0	0	0	0	0	0	0	0	0	0	0	0
0	0	69	0	0	0	0	0	0	0	0	69
66	0	671	0	0	0	0	0	0	0	0	737
6	0	23	0	0	0	0	0	0	0	0	29
6	0	23	0	0	0	0	0	0	0	0	29
6	0	23	0	0	0	0	0	0	0	0	29
0	0	0	0	0	0	0	0	0	0	0	0
19	2	0	0	0	0	0	0	0	0	0	21
19	2	0	0	0	0	0	0	0	0	0	21
19	2	0	0	0	0	0	0	0	0	0	21
4	0	1	4	0	0	0	0	0	0	0	9

METHOD OF DISPOSITION
GUILTY PLEA / ADMISSIONS
--- CRIMINAL ---

126

	CF	CM	PC1	MC	IF	OV	JC	JD	JS	JP	JM	CRM TOT
WASHINGTON												
SUPERIOR	0	0	0	0	0	0	0	0	0	0	0	0
TOTAL-COURTS OF RECORD:	82	128	0	0	0	0	14	85	0	80	98	487
GRAND TOTAL:	82	128	0	0	0	0	14	85	0	80	98	487
WAYNE												
CIRCUIT	70	0	0	0	0	0	0	0	0	0	0	70
SUPERIOR 1	112	0	0	0	0	0	0	0	0	0	0	112
SUPERIOR 2	74	0	0	0	0	0	0	0	0	0	0	74
SUPERIOR 3	144	1,155	23	0	240	39	0	0	0	0	0	1,601
TOTAL-COURTS OF RECORD:	400	1,155	23	0	240	39	0	0	0	0	0	1,857
HAGERSTOWN TOWN	0	3	0	0	71	1	0	0	0	0	0	75
TOTAL-CITY AND TOWN:	0	3	0	0	71	1	0	0	0	0	0	75
GRAND TOTAL:	400	1,158	23	0	311	40	0	0	0	0	0	1,932
WELLS												
CIRCUIT	39	9	0	0	0	0	0	0	0	0	0	48
SUPERIOR	127	328	0	0	7	0	0	0	0	0	0	462
TOTAL-COURTS OF RECORD:	166	337	0	0	7	0	0	0	0	0	0	510
BLUFFTON CITY	0	0	0	0	1,539	7	0	0	0	0	0	1,546
TOTAL-CITY AND TOWN:	0	0	0	0	1,539	7	0	0	0	0	0	1,546
GRAND TOTAL:	166	337	0	0	1,546	7	0	0	0	0	0	2,056
WHITE												
CIRCUIT	1	0	0	0	0	0	0	0	0	0	0	1
SUPERIOR	142	500	0	0	0	0	0	0	0	0	0	642
TOTAL-COURTS OF RECORD:	143	500	0	0	0	0	0	0	0	0	0	643
MONON TOWN	0	0	0	0	0	0	0	0	0	0	0	0
TOTAL-CITY AND TOWN:	0	0	0	0	0	0	0	0	0	0	0	0
GRAND TOTAL:	143	500	0	0	0	0	0	0	0	0	0	643
WHITLEY												
CIRCUIT	16	8	0	0	0	0	0	33	2	0	0	59
SUPERIOR	90	447	0	0	0	0	0	0	0	0	0	537
TOTAL-COURTS OF RECORD:	106	455	0	0	0	0	0	33	2	0	0	596
GRAND TOTAL:	106	455	0	0	0	0	0	33	2	0	0	596

127

[illegible]

METHOD OF DISPOSITION
GUILTY PLEA / ADMISSIONS
--- CRIMINAL ---

128

	CF	CM	PC1	MC	IF	OV	JC	JD	JS	JP	JM	CRM TOT
TOTALS FOR SUPERIOR AND CIRCUIT COURTS	16,906	41,894	43	31	57,134	1,552	411	7,141	941	714	3,788	130,555
TOTALS FOR COUNTY AND MUNICIPAL COURTS	8,844	31,635	7	87	82,055	5,813	0	0	0	0	0	128,441
TOTALS FOR SMALL CLAIM COURTS	0	0	0	0	0	0	0	0	0	0	0	0
TOTALS FOR CITY AND TOWN COURTS	0	23,177	73	794	73,871	8,161	0	0	0	0	0	106,076
TOTALS FOR ALL COURTS	25,750	96,706	123	912	213,060	15,526	411	7,141	941	714	3,788	365,072

METHOD OF DISPOSITION
DEFAULT
--- CIVIL ---

129

CP	CT	SC	DR	RS	MH	AD	ES	GU	TR	MI	CVL TOT
15,824	272	37,360	794	9	4	0	0	0	0	128	54,391
5,181	108	15,412	0	0	0	0	0	0	0	90	20,791
0	0	39,005	0	0	0	0	0	0	0	0	39,005
9,973	0	69	0	0	0	0	0	0	0	0	10,042
30,978	380	91,846	794	9	4	0	0	0	0	218	124,229

130

	CF	CM	PC1	MC	IF	OV	JC	JD	JS	JP	JM	CRM TOT
ADAMS												
CIRCUIT	0	0	0	0	0	0	0	0	0	0	0	0
SUPERIOR	0	0	0	0	1,730	50	0	0	0	0	0	1,780
TOTAL-COURTS OF RECORD:	0	0	0	0	1,730	50	0	0	0	0	0	1,780
GRAND TOTAL:	0	0	0	0	1,730	50	0	0	0	0	0	1,780
ALLEN												
CIRCUIT	0	0	0	0	0	0	0	0	0	0	0	0
SUPERIOR	0	0	0	0	14,889	7,333	0	0	0	0	0	22,222
TOTAL-COURTS OF RECORD:	0	0	0	0	14,889	7,333	0	0	0	0	0	22,222
GRAND TOTAL:	0	0	0	0	14,889	7,333	0	0	0	0	0	22,222
BARTHOLOMEW												
CIRCUIT	0	0	0	0	0	0	0	0	0	0	0	0
SUPERIOR 1	0	0	0	0	0	0	0	0	0	0	0	0
SUPERIOR 2	0	0	0	0	63	0	0	0	0	0	0	63
TOTAL-COURTS OF RECORD:	0	0	0	0	63	0	0	0	0	0	0	63
GRAND TOTAL:	0	0	0	0	63	0	0	0	0	0	0	63
BENTON												
CIRCUIT	0	0	0	0	0	0	0	0	0	0	0	0
TOTAL-COURTS OF RECORD:	0	0	0	0	0	0	0	0	0	0	0	0
GRAND TOTAL:	0	0	0	0	0	0	0	0	0	0	0	0
BLACKFORD												
CIRCUIT	0	0	0	0	0	0	0	0	0	0	0	0
COUNTY	0	0	0	0	0	0	0	0	0	0	0	0
TOTAL-COURTS OF RECORD:	0	0	0	0	0	0	0	0	0	0	0	0
MONTPELIER CITY	0	0	0	0	0	0	0	0	0	0	0	0
TOTAL-CITY AND TOWN:	0	0	0	0	0	0	0	0	0	0	0	0
GRAND TOTAL:	0	0	0	0	0	0	0	0	0	0	0	0
BOONE												
CIRCUIT	0	0	0	0	0	0	0	0	0	0	0	0
SUPERIOR 1	0	0	0	0	0	0	0	0	0	0	0	0
SUPERIOR 2	0	0	0	0	350	0	0	0	0	0	0	350
TOTAL-COURTS OF RECORD:	0	0	0	0	350	0	0	0	0	0	0	350
LEBANON CITY	0	0	0	0	0	0	0	0	0	0	0	0
THORNTOWN TOWN	0	5	0	0	1,591	0	0	0	0	0	0	1,596
ZIONSVILLE TOWN	0	0	0	0	0	0	0	0	0	0	0	0
JAMESTOWN TOWN	0	0	0	0	28	0	0	0	0	0	0	28
WHITESTOWN TOWN	0	0	0	0	2	14	0	0	0	0	0	16
TOTAL-CITY AND TOWN:	0	5	0	0	1,621	14	0	0	0	0	0	1,640
GRAND TOTAL:	0	5	0	0	1,971	14	0	0	0	0	0	1,990
BROWN												
CIRCUIT	0	0	0	0	846	0	0	0	0	0	0	846
TOTAL-COURTS OF RECORD:	0	0	0	0	846	0	0	0	0	0	0	846
GRAND TOTAL:	0	0	0	0	846	0	0	0	0	0	0	846
CARROLL												
CIRCUIT	0	0	0	0	0	0	0	0	0	0	0	0

METHOD OF DISPOSITION
CLOSED
--- CIVIL ---

131

CP	CT	SC	DR	RS	MH	AD	ES	GU	TR	MI	CVL TOT
0	0	0	0	0	0	0	109	11	0	0	120
0	0	0	0	0	3	0	0	0	0	0	3
0	0	0	0	0	3	0	109	11	0	0	123
0	0	0	0	0	3	0	109	11	0	0	123
0	0	0	0	0	0	0	0	0	0	0	0
0	0	0	0	0	48	173	1,105	200	5	0	1,531
0	0	0	0	0	48	173	1,105	200	5	0	1,531
0	0	0	0	0	48	173	1,105	200	5	0	1,531
0	0	0	0	0	0	0	1	0	0	0	1
0	0	0	0	0	52	0	68	18	0	0	138
0	0	0	0	0	0	1	28	0	0	0	29
0	0	0	0	0	52	1	97	18	0	0	168
0	0	0	0	0	52	1	97	18	0	0	168
0	0	0	0	0	3	0	24	11	7	0	45
0	0	0	0	0	3	0	24	11	7	0	45
0	0	0	0	0	3	0	24	11	7	0	45
0	0	0	0	0	0	0	18	6	0	0	24
0	0	0	0	0	0	0	0	0	0	0	0
0	0	0	0	0	0	0	18	6	0	0	24
0	0	0	0	0	0	0	0	0	0	0	0
0	0	0	0	0	0	0	0	0	0	0	0
0	0	0	0	0	0	0	18	6	0	0	24
0	0	0	0	0	0	0	0	0	0	0	0
0	0	0	0	0	1	0	159	18	0	0	178
0	0	0	0	0	0	0	0	0	0	0	0
0	0	0	0	0	1	0	159	18	0	0	178
0	0	0	0	0	0	0	0	0	0	0	0
0	0	0	0	0	0	0	0	0	0	0	0
0	0	0	0	0	0	0	0	0	0	0	0
0	0	0	0	0	0	0	0	0	0	0	0
0	0	0	0	0	0	0	0	0	0	0	0
0	0	0	0	0	0	0	0	0	0	0	0
0	0	0	0	0	0	0	0	0	0	0	0
0	0	0	0	0	1	0	159	18	0	0	178
0	0	0	0	0	0	0	19	1	0	0	20
0	0	0	0	0	0	0	19	1	0	0	20
0	0	0	0	0	0	0	19	1	0	0	20
0	0	0	0	0	3	3	90	66	2	0	164

132

[illegible]

METHOD OF DISPOSITION
CLOSED
--- CIVIL ---

133

CP	CT	SC	DR	RS	MH	AD	ES	GU	TR	MI	CVL TOT
0	0	0	0	0	1	0	0	0	0	0	1
0	0	0	0	0	4	3	90	66	2	0	165
0	0	0	0	0	0	0	0	0	0	0	0
0	0	0	0	0	0	0	0	0	0	0	0
0	0	0	0	0	0	0	0	0	0	0	0
0	0	0	0	0	4	3	90	66	2	0	165
0	0	0	0	0	0	3	114	11	1	0	129
0	0	0	0	0	18	0	32	2	0	0	52
0	0	0	0	0	18	3	146	13	1	0	181
0	0	0	0	0	18	3	146	13	1	0	181
0	0	0	0	0	44	0	356	21	0	0	421
0	0	0	0	0	1	0	0	0	0	0	1
0	0	0	0	0	0	0	0	0	0	0	0
0	0	0	0	0	0	0	0	0	0	0	0
0	0	0	0	0	45	0	356	21	0	0	422
0	0	0	0	0	0	0	0	0	0	0	0
0	0	0	0	0	0	0	0	0	0	0	0
0	0	0	0	0	0	0	0	0	0	0	0
0	0	0	0	0	0	0	0	0	0	0	0
0	0	0	0	0	45	0	356	21	0	0	422
0	0	0	0	0	0	0	0	0	0	0	0
0	0	0	0	0	0	0	0	0	0	0	0
0	0	0	0	0	0	0	0	0	0	0	0
0	0	0	0	0	0	0	0	0	0	0	0
0	0	0	0	0	1	0	124	8	3	0	136
0	0	0	0	0	0	0	7	0	0	0	7
0	0	0	0	0	1	0	131	8	3	0	143
0	0	0	0	0	0	0	0	0	0	0	0
0	0	0	0	0	0	0	0	0	0	0	0
0	0	0	0	0	1	0	131	8	3	0	143
0	0	0	0	0	2	1	14	4	0	0	21
0	0	0	0	0	2	1	14	4	0	0	21
0	0	0	0	0	2	1	14	4	0	0	21
0	0	0	0	0	0	0	0	0	0	0	0
0	0	0	0	0	0	0	0	0	0	0	0
0	0	0	0	0	0	0	0	0	0	0	0
0	0	0	0	0	0	0	0	0	0	0	0
0	0	0	0	0	0	1	125	10	1	0	137

METHOD OF DISPOSITION
VIOLATIONS BUREAU
--- CRIMINAL ---

134

	CF	CM	PC1	MC	IF	OV	JC	JD	JS	JP	JM	CRM TOT
DEARBORN												
COUNTY	0	0	0	0	0	0	0	0	0	0	0	0
TOTAL-COURTS OF RECORD:	0	0	0	0	0	0	0	0	0	0	0	0
AURORA CITY	0	0	0	0	1,986	0	0	0	0	0	0	1,986
LAWRENCEBURG CITY	0	0	0	0	0	0	0	0	0	0	0	0
TOTAL-CITY AND TOWN:	0	0	0	0	1,986	0	0	0	0	0	0	1,986
GRAND TOTAL:	0	0	0	0	1,986	0	0	0	0	0	0	1,986
DECATUR												
CIRCUIT	11	5	0	0	0	0	0	0	0	3	0	19
COUNTY	0	0	0	0	6	0	0	0	0	0	0	6
TOTAL-COURTS OF RECORD:	11	5	0	0	6	0	0	0	0	3	0	25
GRAND TOTAL:	11	5	0	0	6	0	0	0	0	3	0	25
DEKALB												
CIRCUIT	0	0	0	0	0	0	0	0	0	0	0	0
SUPERIOR	0	0	0	0	2,843	0	0	0	0	0	0	2,843
TOTAL-COURTS OF RECORD:	0	0	0	0	2,843	0	0	0	0	0	0	2,843
BUTLER CITY	0	0	0	0	0	0	0	0	0	0	0	0
TOTAL-CITY AND TOWN:	0	0	0	0	0	0	0	0	0	0	0	0
GRAND TOTAL:	0	0	0	0	2,843	0	0	0	0	0	0	2,843
DELAWARE												
CIRCUIT	0	0	0	0	0	0	0	0	0	0	0	0
SUPERIOR 1	0	0	0	0	0	0	0	0	0	0	0	0
SUPERIOR 2	0	0	0	0	1	0	0	0	0	0	0	1
SUPERIOR 3	0	0	0	0	0	0	0	0	0	0	0	0
SUPERIOR 4	0	0	0	0	111	0	0	0	0	0	0	111
TOTAL-COURTS OF RECORD:	0	0	0	0	112	0	0	0	0	0	0	112
MUNCIE CITY	0	0	0	0	0	0	0	0	0	0	0	0
YORKTOWN TOWN	0	0	0	0	1,120	0	0	0	0	0	0	1,120
TOTAL-CITY AND TOWN:	0	0	0	0	1,120	0	0	0	0	0	0	1,120
GRAND TOTAL:	0	0	0	0	1,232	0	0	0	0	0	0	1,232
DUBOIS												
CIRCUIT	0	0	0	0	0	0	0	0	0	0	0	0
SUPERIOR	0	0	0	0	2,106	0	0	0	0	0	0	2,106
TOTAL-COURTS OF RECORD:	0	0	0	0	2,106	0	0	0	0	0	0	2,106
GRAND TOTAL:	0	0	0	0	2,106	0	0	0	0	0	0	2,106
ELKHART												
CIRCUIT	0	0	0	0	0	0	0	0	0	0	0	0
SUPERIOR 1	0	0	0	0	0	0	0	0	0	0	0	0
SUPERIOR 2	0	0	0	0	0	0	0	0	0	0	0	0
SUPERIOR 3	0	0	0	0	0	0	0	0	0	0	0	0
COUNTY - ELKHART	0	0	0	0	0	0	0	0	0	0	0	0
COUNTY - GOSHEN	0	0	0	0	3,416	571	0	0	0	0	0	3,987
TOTAL-COURTS OF RECORD:	0	0	0	0	3,416	571	0	0	0	0	0	3,987
ELKHART CITY	0	3	0	0	2,467	28	0	0	0	0	0	2,498
GOSHEN CITY	0	0	0	0	3,022	130	0	0	0	0	0	3,152
NAPPANEE CITY	0	0	0	0	0	0	0	0	0	0	0	0
TOTAL-CITY AND TOWN:	0	3	0	0	5,489	158	0	0	0	0	0	5,650

135

[illegible]

136

[illegible]

METHOD OF DISPOSITION
CLOSED
--- CIVIL ---

137

CP	CT	SC	DR	RS	MH	AD	ES	GU	TR	MI	CVL TOT
0	0	0	0	0	102	33	337	70	1	0	543
0	0	0	0	0	0	0	69	16	0	0	85
0	0	0	0	0	0	0	0	0	0	0	0
0	0	0	0	0	0	0	69	16	0	0	85
0	0	0	0	0	0	0	69	16	0	0	85
0	0	0	0	0	0	0	88	34	1	0	123
0	0	0	0	0	15	15	25	0	9	0	64
0	0	0	0	0	0	0	0	0	0	0	0
0	0	0	0	0	15	15	113	34	10	0	187
0	0	0	0	0	15	15	113	34	10	0	187
0	0	0	0	0	0	0	82	8	1	0	91
0	0	0	0	0	0	0	82	8	1	0	91
0	0	0	0	0	0	0	0	0	0	0	0
0	0	0	0	0	0	0	0	0	0	0	0
0	0	0	0	0	0	0	82	8	1	0	91
0	0	0	0	0	3	0	54	14	3	0	74
0	0	0	0	0	3	0	54	14	3	0	74
0	0	0	0	0	3	0	54	14	3	0	74
0	0	0	0	0	0	7	0	0	0	0	7
0	0	0	0	0	0	0	0	0	0	0	0
0	0	0	0	0	0	7	0	0	0	0	7
0	0	0	0	0	0	7	0	0	0	0	7
0	0	0	0	0	11	0	108	34	2	0	155
0	0	0	0	0	0	0	0	0	0	0	0
0	0	0	0	0	11	0	108	34	2	0	155
0	0	0	0	0	11	0	108	34	2	0	155
0	0	0	0	0	0	6	163	52	8	0	229
0	0	0	0	0	0	0	0	0	0	0	0
0	0	0	0	0	0	0	17	5	1	0	23
0	0	0	0	0	4	0	0	0	0	0	4
0	0	0	0	0	4	6	180	57	9	0	256
0	0	0	0	0	0	0	0	0	0	0	0
0	0	0	0	0	0	0	0	0	0	0	0
0	0	0	0	0	0	0	0	0	0	0	0
0	0	0	0	0	4	6	180	57	9	0	256
0	0	0	0	0	0	0	132	26	0	0	158

138

[illegible]

METHOD OF DISPOSITION
CLOSED
--- CIVIL ---

139

CP	CT	SC	DR	RS	MH	AD	ES	GU	TR	MI	CVL TOT
0	0	0	0	0	0	0	0	0	0	0	0
0	0	0	0	0	0	0	132	26	0	0	158
0	0	0	0	0	0	0	132	26	0	0	158
0	0	0	0	0	0	35	68	209	0	0	312
0	0	0	0	0	0	19	197	39	1	0	256
0	0	0	0	0	0	2	42	23	2	0	69
0	0	0	0	0	0	8	9	7	0	0	24
0	0	0	0	0	0	0	0	0	0	0	0
0	0	0	0	0	0	64	316	278	3	0	661
0	0	0	0	0	0	0	0	0	0	0	0
0	0	0	0	0	0	0	0	0	0	0	0
0	0	0	0	0	0	0	0	0	0	0	0
0	0	0	0	0	0	64	316	278	3	0	661
0	0	0	0	0	1	1	61	17	1	0	81
0	0	0	0	0	0	0	32	11	0	0	43
0	0	0	0	0	0	0	0	0	0	0	0
0	0	0	0	0	1	1	93	28	1	0	124
0	0	0	0	0	1	1	93	28	1	0	124
0	0	0	0	0	0	13	70	18	1	0	102
0	0	0	0	0	0	0	0	0	0	0	0
0	0	0	0	0	0	13	70	18	1	0	102
0	0	0	0	0	0	13	70	18	1	0	102
0	0	0	0	0	0	0	0	0	0	0	0
0	0	0	0	0	0	0	163	28	0	0	191
0	0	0	0	0	0	0	0	0	0	0	0
0	0	0	0	0	0	0	163	28	0	0	191
0	0	0	0	0	0	0	0	0	0	0	0
0	0	0	0	0	0	0	0	0	0	0	0
0	0	0	0	0	0	0	163	28	0	0	191
0	0	0	0	0	0	0	77	14	0	0	91
0	0	0	0	0	7	0	74	10	12	0	103
0	0	0	0	0	0	0	0	0	0	0	0
0	0	0	0	0	7	0	151	24	12	0	194
0	0	0	0	0	0	0	0	0	0	0	0
0	0	0	0	0	0	0	0	0	0	0	0
0	0	0	0	0	7	0	151	24	12	0	194
0	0	0	0	0	0	32	88	63	0	0	183
0	0	0	0	0	10	0	50	0	0	0	60
0	0	0	0	0	10	0	14	7	0	0	31

140

[illegible]

343

[illegible]

METHOD OF DISPOSITION
VIOLATIONS BUREAU
- - - CRIMINAL - - -

142

	CF	CM	PC1	MC	IF	OV	JC	JD	JS	JP	JM	CRM TOT
JOHNSON												
SUPERIOR 1	0	0	0	0	0	0	0	0	0	0	0	0
SUPERIOR 2	0	0	0	0	0	0	0	0	0	0	0	0
TOTAL-COURTS OF RECORD:	0	0	0	0	0	0	0	0	0	0	0	0
FRANKLIN CITY	0	0	0	0	0	0	0	0	0	0	0	0
GREENWOOD CITY	0	0	0	0	1,734	5	0	0	0	0	0	1,739
NEW WHITELAND TOWN	0	0	0	0	0	0	0	0	0	0	0	0
TOTAL-CITY AND TOWN:	0	0	0	0	1,734	5	0	0	0	0	0	1,739
GRAND TOTAL:	0	0	0	0	1,734	5	0	0	0	0	0	1,739
KNOX												
CIRCUIT	0	0	0	0	0	0	0	0	0	0	0	0
SUPERIOR 1	0	0	0	0	0	0	0	0	0	0	0	0
SUPERIOR 2	0	0	0	0	0	0	0	0	0	0	0	0
TOTAL-COURTS OF RECORD:	0	0	0	0	0	0	0	0	0	0	0	0
BICKNELL CITY	0	0	0	0	0	0	0	0	0	0	0	0
TOTAL-CITY AND TOWN:	0	0	0	0	0	0	0	0	0	0	0	0
GRAND TOTAL:	0	0	0	0	0	0	0	0	0	0	0	0
KOSCIUSKO												
CIRCUIT	0	0	0	0	0	0	0	0	0	0	0	0
SUPERIOR	0	0	0	0	0	0	0	0	0	0	0	0
COUNTY	0	0	0	0	2,163	0	0	0	0	0	0	2,163
TOTAL-COURTS OF RECORD:	0	0	0	0	2,163	0	0	0	0	0	0	2,163
GRAND TOTAL:	0	0	0	0	2,163	0	0	0	0	0	0	2,163
LAGRANGE												
CIRCUIT	0	0	0	0	0	0	0	0	0	0	0	0
SUPERIOR	0	0	0	0	1,870	1	0	0	0	0	0	1,871
TOTAL-COURTS OF RECORD:	0	0	0	0	1,870	1	0	0	0	0	0	1,871
GRAND TOTAL:	0	0	0	0	1,870	1	0	0	0	0	0	1,871
LAKE												
CIRCUIT	0	0	0	0	0	0	0	0	0	0	0	0
SUPERIOR, CIV. 1	0	0	0	0	0	0	0	0	0	0	0	0
SUPERIOR, CIV. 2	0	0	0	0	0	0	0	0	0	0	0	0
SUPERIOR, CIV. 3	0	0	0	0	0	0	0	0	0	0	0	0
SUPERIOR, CIV. 4	0	0	0	0	0	0	0	0	0	0	0	0
SUPERIOR, CIV. 5	0	0	0	0	0	0	0	0	0	0	0	0
SUPERIOR, JUV. DIV.	0	0	0	0	0	0	0	0	0	0	0	0
SUPERIOR, CRIM. 1	0	0	0	0	0	0	0	0	0	0	0	0
SUPERIOR, CRIM. 2	0	0	0	0	0	0	0	0	0	0	0	0
SUPERIOR, CRIM. 3	0	0	0	0	0	0	0	0	0	0	0	0
SUPERIOR, CRIM. 4	0	0	0	0	0	0	0	0	0	0	0	0
SUPERIOR 7	0	0	0	0	5,352	2,436	0	0	0	0	0	7,788
SUPERIOR 8	0	0	0	0	6,256	1,852	0	0	0	0	0	8,108
SUPERIOR 9	0	6	0	0	7,940	1,424	0	0	0	0	0	9,370
TOTAL-COURTS OF RECORD:	0	6	0	0	19,548	5,712	0	0	0	0	0	25,266
CROWN POINT CITY	0	0	0	0	347	112	0	0	0	0	0	459
EAST CHICAGO CITY	0	0	0	0	0	0	0	0	0	0	0	0
GARY CITY	0	0	0	0	0	0	0	0	0	0	0	0

4TH QTR CIVIL AVERAGED

143

[illegible]

344

[illegible]

145

[illegible]

146

	CF.	CM	PC1	MC	IF	OV	JC	JD	JS	JP	JM	CRM TOT
MARION												
SUPERIOR, CRIM. 3	0	0	0	0	0	0	0	0	0	0	0	0
SUPERIOR, CRIM. 4	0	0	0	0	0	0	0	0	0	0	0	0
SUPERIOR, CRIM. 5	0	0	0	0	0	0	0	0	0	0	0	0
SUPERIOR, CRIM. 6	0	0	0	0	0	0	0	0	0	0	0	0
MUNICIPAL 1	0	0	0	0	0	0	0	0	0	0	0	0
MUNICIPAL 2	0	0	0	0	0	0	0	0	0	0	0	0
MUNICIPAL 3	0	0	0	0	0	0	0	0	0	0	0	0
MUNICIPAL 4	0	0	0	0	0	0	0	0	0	0	0	0
MUNICIPAL 5	0	0	0	0	0	0	0	0	0	0	0	0
MUNICIPAL 6	0	0	0	0	0	0	0	0	0	0	0	0
MUNICIPAL 7	0	0	0	0	0	0	0	0	0	0	0	0
MUNICIPAL 8	0	0	0	0	0	0	0	0	0	0	0	0
MUNICIPAL 9	0	0	0	0	0	0	0	0	0	0	0	0
MUNICIPAL 10	0	0	0	0	0	0	0	0	0	0	0	0
MUNICIPAL 11	0	0	0	0	0	0	0	0	0	0	0	0
MUNICIPAL 12	0	0	0	0	0	0	0	0	0	0	0	0
MUNICIPAL 13	0	0	0	0	0	0	0	0	0	0	0	0
MUNICIPAL 14	0	0	0	0	0	0	0	0	0	0	0	0
MUNICIPAL 15	0	0	0	0	0	0	0	0	0	0	0	0
MUNICIPAL 16	0	0	0	0	0	0	0	0	0	0	0	0
TOTAL-COURTS OF RECORD:	0	0	0	0	0	0	0	0	0	0	0	0
CENTER TOWNSHIP	0	0	0	0	0	0	0	0	0	0	0	0
DECATUR TOWNSHIP	0	0	0	0	0	0	0	0	0	0	0	0
LAWRENCE TOWNSHIP	0	0	0	0	0	0	0	0	0	0	0	0
PERRY TOWNSHIP	0	0	0	0	0	0	0	0	0	0	0	0
PIKE TOWNSHIP	0	0	0	0	0	0	0	0	0	0	0	0
WARREN TOWNSHIP	0	0	0	0	0	0	0	0	0	0	0	0
WASHINGTON TOWNSHIP	0	0	0	0	0	0	0	0	0	0	0	0
WAYNE TOWNSHIP	0	0	0	0	0	0	0	0	0	0	0	0
TOTAL-SMALL CLAIMS:	0	0	0	0	0	0	0	0	0	0	0	0
GRAND TOTAL:	0	0	0	0	0	0	0	0	0	0	0	0
MARSHALL												
CIRCUIT	7	0	0	1	0	0	0	0	0	0	0	8
SUPERIOR 1	0	0	0	0	0	0	0	0	0	0	0	0
SUPERIOR 2	0	0	0	0	5,630	0	0	0	0	0	0	5,630
TOTAL-COURTS OF RECORD:	7	0	0	1	5,630	0	0	0	0	0	0	5,638
GRAND TOTAL:	7	0	0	1	5,630	0	0	0	0	0	0	5,638
MARTIN												
CIRCUIT	0	0	0	0	0	0	0	0	0	0	0	0
TOTAL-COURTS OF RECORD:	0	0	0	0	0	0	0	0	0	0	0	0
GRAND TOTAL:	0	0	0	0	0	0	0	0	0	0	0	0
MIAMI												
CIRCUIT	0	0	0	0	0	0	0	0	0	0	0	0
SUPERIOR	0	0	0	0	10	0	0	0	0	0	0	10
TOTAL-COURTS OF RECORD:	0	0	0	0	10	0	0	0	0	0	0	10
PERU CITY	0	0	0	0	0	0	0	0	0	0	0	0
BUNKER HILL TOWN	0	0	0	0	0	0	0	0	0	0	0	0
TOTAL-CITY AND TOWN:	0	0	0	0	0	0	0	0	0	0	0	0

147

[illegible]

148

[illegible]

METHOD OF DISPOSITION
CLOSED
--- CIVIL ---

149

CP	CT	SC	DR	RS	MH	AD	ES	GU	TR	MI	CVL TOT
0	0	0	0	0	0	0	115	9	3	0	127
0	0	0	0	0	40	48	207	81	4	0	380
0	0	0	0	0	0	0	0	0	0	0	0
0	0	0	0	0	0	0	0	0	0	0	0
0	0	0	0	0	0	0	0	0	0	0	0
0	0	0	0	0	0	0	0	0	0	0	0
0	0	0	0	0	0	0	0	0	0	0	0
0	0	0	0	0	40	48	207	81	4	0	380
0	0	0	0	0	40	48	207	81	4	0	380
0	0	0	0	0	0	0	0	0	0	0	0
0	0	0	0	0	0	0	70	4	2	0	76
0	0	0	0	0	0	0	0	0	0	0	0
0	0	0	0	0	0	0	70	4	2	0	76
0	0	0	0	0	0	0	70	4	2	0	76
0	0	0	0	0	0	0	0	0	0	0	0
0	0	0	0	0	3	0	71	47	0	0	121
0	0	0	0	0	0	0	0	0	0	0	0
0	0	0	0	0	3	0	71	47	0	0	121
0	0	0	0	0	0	0	0	0	0	0	0
0	0	0	0	0	0	0	0	0	0	0	0
0	0	0	0	0	0	0	0	0	0	0	0
0	0	0	0	0	3	0	71	47	0	0	121
0	0	0	0	0	0	0	39	17	0	0	56
0	0	0	0	0	1	0	5	1	0	0	7
0	0	0	0	0	1	0	44	18	0	0	63
0	0	0	0	0	1	0	44	18	0	0	63
0	0	0	0	0	0	0	161	44	4	0	209
0	0	0	0	0	3	1	0	0	0	0	4
0	0	0	0	0	0	0	0	0	0	0	0
0	0	0	0	0	3	1	161	44	4	0	213
0	0	0	0	0	0	0	0	0	0	0	0
0	0	0	0	0	0	0	0	0	0	0	0
0	0	0	0	0	3	1	161	44	4	0	213
0	0	0	0	0	0	0	5	0	0	0	5
0	0	0	0	0	0	0	0	0	0	0	0
0	0	0	0	0	0	0	5	0	0	0	5
0	0	0	0	0	0	0	5	0	0	0	5
0	0	0	0	0	1	0	150	10	0	0	161

150

[illegible]

151

[illegible]

152

[illegible]

METHOD OF DISPOSITION
CLOSED
--- CIVIL ---

153

CP	CT	SC	DR	RS	MH	AD	ES	GU	TR	MI	CVL TOT
0	0	0	0	0	5	20	108	38	2	0	173
0	0	0	0	0	5	20	108	38	2	0	173
0	0	0	0	0	10	19	133	19	1	0	182
0	0	0	0	0	0	0	0	0	0	0	0
0	0	0	0	0	10	19	133	19	1	0	182
0	0	0	0	0	0	0	0	0	0	0	0
0	0	0	0	0	0	0	0	0	0	0	0
0	0	0	0	0	0	0	0	0	0	0	0
0	0	0	0	0	10	19	133	19	1	0	182
0	0	0	0	0	1	6	36	90	0	0	133
0	0	0	0	0	1	6	36	90	0	0	133
0	0	0	0	0	0	0	0	0	0	0	0
0	0	0	0	0	0	0	0	0	0	0	0
0	0	0	0	0	0	0	0	0	0	0	0
0	0	0	0	0	1	6	36	90	0	0	133
0	0	0	0	0	4	0	67	23	3	0	97
0	0	0	0	0	0	0	0	0	0	0	0
0	0	0	0	0	4	0	67	23	3	0	97
0	0	0	0	0	4	0	67	23	3	0	97
0	0	0	0	0	0	0	8	3	0	0	11
0	0	0	0	0	0	0	120	15	0	0	135
0	0	0	0	0	0	140	548	92	0	0	780
0	0	0	0	0	0	140	676	110	0	0	926
0	0	0	0	0	0	0	0	0	0	0	0
0	0	0	0	0	0	0	0	0	0	0	0
0	0	0	0	0	0	140	676	110	0	0	926
0	0	0	0	0	0	0	82	42	0	0	124
0	0	0	0	0	0	0	0	0	0	0	0
0	0	0	0	0	0	0	82	42	0	0	124
0	0	0	0	0	0	0	82	42	0	0	124
0	0	0	0	0	0	1	149	38	10	0	198
0	0	0	0	0	7	9	26	14	0	0	56
0	0	0	0	0	0	0	2	0	0	0	2
0	0	0	0	0	7	10	177	52	10	0	256
0	0	0	0	0	7	10	177	52	10	0	256
0	0	0	0	0	0	6	71	16	0	0	93
0	0	0	0	0	0	6	71	16	0	0	93

154

[illegible]

METHOD OF DISPOSITION
CLOSED
--- CIVIL ---

155

CP	CT	SC	DR	RS	MH	AD	ES	GU	TR	MI	CVL TOT
0	0	0	0	0	0	0	0	0	0	0	0
0	0	0	0	0	0	0	0	0	0	0	0
0	0	0	0	0	0	6	71	16	0	0	93
0	0	0	0	0	0	0	56	13	0	0	69
0	0	0	0	0	0	0	56	13	0	0	69
0	0	0	0	0	0	0	0	0	0	0	0
0	0	0	0	0	0	0	0	0	0	0	0
0	0	0	0	0	0	0	56	13	0	0	69
0	0	0	0	0	27	15	91	14	0	0	147
0	0	0	0	0	0	0	0	0	0	0	0
0	0	0	0	0	27	15	91	14	0	0	147
0	0	0	0	0	0	0	0	0	0	0	0
0	0	0	0	0	0	0	0	0	0	0	0
0	0	0	0	0	27	15	91	14	0	0	147
0	0	0	0	0	0	11	91	57	0	0	159
0	0	0	0	0	0	0	0	0	0	0	0
0	0	0	0	0	0	11	91	57	0	0	159
0	0	0	0	0	0	11	91	57	0	0	159
0	0	0	0	0	0	1	1	0	0	0	2
0	0	0	0	0	0	0	15	0	0	0	15
0	0	0	0	0	0	1	16	0	0	0	17
0	0	0	0	0	0	1	16	0	0	0	17
0	0	0	0	0	0	0	362	83	4	0	449
0	0	0	0	0	0	0	0	0	0	0	0
0	0	0	0	0	0	0	0	0	0	0	0
0	0	0	0	0	0	0	0	0	0	0	0
0	0	0	0	0	0	0	0	0	0	0	0
0	0	0	0	0	0	0	0	0	0	0	0
0	0	0	0	0	0	0	362	83	4	0	449
0	0	0	0	0	0	0	0	0	0	0	0
0	0	0	0	0	0	0	0	0	0	0	0
0	0	0	0	0	0	0	362	83	4	0	449
0	0	0	0	0	0	0	64	8	3	0	75
0	0	0	0	0	0	0	64	8	3	0	75
0	0	0	0	0	0	0	0	0	0	0	0
0	0	0	0	0	0	0	0	0	0	0	0
0	0	0	0	0	0	0	0	0	0	0	0
0	0	0	0	0	0	0	64	8	3	0	75
0	0	0	0	0	0	1	22	3	0	0	26

156

	CF	CM	PC1	MC	IF	OV	JC	JD	JS	JP	JM	CRM TOT
UNION												
TOTAL-COURTS OF RECORD:	0	0	0	0	0	0	0	0	0	0	0	0
GRAND TOTAL:	0	0	0	0	0	0	0	0	0	0	0	0
VANDERBURGH												
CIRCUIT	0	0	0	0	0	0	0	0	0	0	0	0
SUPERIOR	0	0	0	0	4,880	0	0	0	0	0	0	4,880
TOTAL-COURTS OF RECORD:	0	0	0	0	4,880	0	0	0	0	0	0	4,880
GRAND TOTAL:	0	0	0	0	4,880	0	0	0	0	0	0	4,880
VERMILLION												
CIRCUIT	0	0	0	0	44	0	0	0	0	0	0	44
TOTAL-COURTS OF RECORD:	0	0	0	0	44	0	0	0	0	0	0	44
CLINTON CITY	0	0	0	0	2,394	53	0	0	0	0	0	2,447
TOTAL-CITY AND TOWN:	0	0	0	0	2,394	53	0	0	0	0	0	2,447
GRAND TOTAL:	0	0	0	0	2,438	53	0	0	0	0	0	2,491
VIGO												
CIRCUIT	0	0	0	0	0	0	0	0	0	0	0	0
SUPERIOR 1	0	0	0	0	0	0	0	0	0	0	0	0
SUPERIOR 2	0	0	0	0	0	0	0	0	0	0	0	0
SUPERIOR 3	0	0	0	0	0	0	0	0	0	0	0	0
SUPERIOR JURIS OF CIRCUIT CT.												
COUNTY 4	0	0	0	0	0	0	0	0	0	0	0	0
COUNTY 5	0	0	0	0	0	0	0	0	0	0	0	0
TOTAL-COURTS OF RECORD:	0	0	0	0	0	0	0	0	0	0	0	0
TERRE HAUTE CITY	0	0	0	0	7,586	0	0	0	0	0	0	7,586
TOTAL-CITY AND TOWN:	0	0	0	0	7,586	0	0	0	0	0	0	7,586
GRAND TOTAL:	0	0	0	0	7,586	0	0	0	0	0	0	7,586
WABASH												
CIRCUIT	0	0	0	0	0	0	0	0	0	0	0	0
COUNTY	0	2	0	0	1,695	0	0	0	0	0	0	1,697
TOTAL-COURTS OF RECORD:	0	2	0	0	1,695	0	0	0	0	0	0	1,697
WABASH CITY	0	0	0	0	0	0	0	0	0	0	0	0
N. MANCHESTER TOWN	0	0	0	0	0	0	0	0	0	0	0	0
TOTAL-CITY AND TOWN:	0	0	0	0	0	0	0	0	0	0	0	0
GRAND TOTAL:	0	2	0	0	1,695	0	0	0	0	0	0	1,697
WARREN												
CIRCUIT	0	0	0	0	1,897	0	0	0	0	0	0	1,897
TOTAL-COURTS OF RECORD:	0	0	0	0	1,897	0	0	0	0	0	0	1,897
GRAND TOTAL:	0	0	0	0	1,897	0	0	0	0	0	0	1,897
WARRICK												
CIRCUIT	0	0	0	0	0	0	0	0	0	0	0	0
SUPERIOR	0	0	0	0	0	0	0	0	0	0	0	0
TOTAL-COURTS OF RECORD:	0	0	0	0	0	0	0	0	0	0	0	0
GRAND TOTAL:	0	0	0	0	0	0	0	0	0	0	0	0
WASHINGTON												
CIRCUIT	0	0	0	0	1,233	0	0	0	0	0	0	1,233

METHOD OF DISPOSITION
CLOSED
--- CIVIL ---

157

CP	CT	SC	DR	RS	MH	AD	ES	GU	TR	MI	CVL TOT
0	0	0	0	0	0	1	22	3	0	0	26
0	0	0	0	0	0	1	22	3	0	0	26
0	0	0	0	0	0	0	0	0	0	0	0
0	0	0	0	0	0	0	0	0	0	0	0
0	0	0	0	0	0	0	0	0	0	0	0
0	0	0	0	0	0	0	0	0	0	0	0
0	0	0	0	0	1	3	87	6	0	0	97
0	0	0	0	0	1	3	87	6	0	0	97
0	0	0	0	0	0	0	0	0	0	0	0
0	0	0	0	0	0	0	0	0	0	0	0
0	0	0	0	0	1	3	87	6	0	0	97
0	0	0	0	0	0	5	0	0	0	0	5
0	0	0	0	0	0	1	0	0	0	0	1
0	0	0	0	0	0	0	170	23	0	0	193
0	0	0	0	0	0	0	159	29	1	0	189
0	0	0	0	0	0	0	0	0	0	0	0
0	0	0	0	0	0	0	0	0	0	0	0
0	0	0	0	0	0	6	329	52	1	0	388
0	0	0	0	0	0	0	0	0	0	0	0
0	0	0	0	0	0	0	0	0	0	0	0
0	0	0	0	0	0	6	329	52	1	0	388
0	0	0	0	0	6	2	28	3	0	0	39
0	0	0	0	0	0	0	0	0	0	0	0
0	0	0	0	0	6	2	28	3	0	0	39
0	0	0	0	0	0	0	0	0	0	0	0
0	0	0	0	0	0	0	0	0	0	0	0
0	0	0	0	0	0	0	0	0	0	0	0
0	0	0	0	0	6	2	28	3	0	0	39
0	0	0	0	0	0	0	90	35	7	0	132
0	0	0	0	0	0	0	90	35	7	0	132
0	0	0	0	0	0	0	90	35	7	0	132
0	0	0	0	0	0	0	0	0	0	0	0
0	0	0	0	0	0	0	23	12	0	0	35
0	0	0	0	0	0	0	23	12	0	0	35
0	0	0	0	0	0	0	23	12	0	0	35
0	0	0	0	0	237	4	52	68	0	0	361

158

	CF	CM	PC1	MC	IF	OV	JC	JD	JS	JP	JM	CRM TOT
WASHINGTON												
SUPERIOR	0	0	0	0	0	0	0	0	0	0	0	0
TOTAL-COURTS OF RECORD:	0	0	0	0	1,233	0	0	0	0	0	0	1,233
GRAND TOTAL:	0	0	0	0	1,233	0	0	0	0	0	0	1,233
WAYNE												
CIRCUIT	0	0	0	0	0	0	0	0	0	0	0	0
SUPERIOR 1	0	0	0	0	0	0	0	0	0	0	0	0
SUPERIOR 2	0	0	0	0	0	0	0	0	0	0	0	0
SUPERIOR 3	0	20	0	0	9,068	0	0	0	0	0	0	9,088
TOTAL-COURTS OF RECORD:	0	20	0	0	9,068	0	0	0	0	0	0	9,088
HAGERSTOWN TOWN	0	0	0	0	312	0	0	0	0	0	0	312
TOTAL-CITY AND TOWN:	0	0	0	0	312	0	0	0	0	0	0	312
GRAND TOTAL:	0	20	0	0	9,380	0	0	0	0	0	0	9,400
WELLS												
CIRCUIT	0	0	0	0	0	0	0	0	0	0	0	0
SUPERIOR	0	0	0	0	156	0	0	0	0	0	0	156
TOTAL-COURTS OF RECORD:	0	0	0	0	156	0	0	0	0	0	0	156
BLUFFTON CITY	0	0	0	0	0	0	0	0	0	0	0	0
TOTAL-CITY AND TOWN:	0	0	0	0	0	0	0	0	0	0	0	0
GRAND TOTAL:	0	0	0	0	156	0	0	0	0	0	0	156
WHITE												
CIRCUIT	0	0	0	0	0	0	0	0	0	0	0	0
SUPERIOR	0	0	0	0	3,297	0	0	0	0	0	0	3,297
TOTAL-COURTS OF RECORD:	0	0	0	0	3,297	0	0	0	0	0	0	3,297
MONON TOWN	0	0	0	0	0	0	0	0	0	0	0	0
TOTAL-CITY AND TOWN:	0	0	0	0	0	0	0	0	0	0	0	0
GRAND TOTAL:	0	0	0	0	3,297	0	0	0	0	0	0	3,297
WHITLEY												
CIRCUIT	0	0	0	0	0	0	0	0	0	0	0	0
SUPERIOR	0	0	0	0	3,723	0	0	0	0	0	0	3,723
TOTAL-COURTS OF RECORD:	0	0	0	0	3,723	0	0	0	0	0	0	3,723
GRAND TOTAL:	0	0	0	0	3,723	0	0	0	0	0	0	3,723

METHOD OF DISPOSITION
CLOSED
--- CIVIL ---

159

CP	CT	SC	DR	RS	MH	AD	ES	GU	TR	MI	CVL TOT
0	0	0	0	0	0	0	15	2	0	0	17
0	0	0	0	0	237	4	67	70	0	0	378
0	0	0	0	0	237	4	67	70	0	0	378
0	0	0	0	0	18	23	41	13	0	0	95
0	0	0	0	0	36	52	167	25	5	0	285
0	0	0	0	0	19	19	32	3	0	0	73
8	0	173	0	0	0	0	0	0	0	0	181
8	0	173	0	0	73	94	240	41	5	0	634
0	0	0	0	0	0	0	0	0	0	0	0
0	0	0	0	0	0	0	0	0	0	0	0
8	0	173	0	0	73	94	240	41	5	0	634
0	0	0	0	0	0	12	93	10	1	0	116
0	0	0	0	0	0	0	0	0	0	0	0
0	0	0	0	0	0	12	93	10	1	0	116
0	0	0	0	0	0	0	0	0	0	0	0
0	0	0	0	0	0	0	0	0	0	0	0
0	0	0	0	0	0	12	93	10	1	0	116
0	0	0	0	0	0	0	71	33	4	0	108
0	0	0	0	0	0	0	0	0	0	0	0
0	0	0	0	0	0	0	71	33	4	0	108
0	0	0	0	0	0	0	0	0	0	0	0
0	0	0	0	0	0	0	0	0	0	0	0
0	0	0	0	0	0	0	71	33	4	0	108
0	0	0	0	0	0	0	57	28	7	0	92
0	0	0	0	0	0	1	0	0	0	0	1
0	0	0	0	0	0	1	57	28	7	0	93
0	0	0	0	0	0	1	57	28	7	0	93

METHOD OF DISPOSITION
VIOLATIONS BUREAU
--- CRIMINAL ---

160

	CF	CM	PC1	MC	IF	OV	JC	JD	JS	JP	JM	CRM TOT
TOTALS FOR SUPERIOR AND CIRCUIT COURTS	77	49	0	1	137,247	13,313	0	0	0	5	0	150,692
TOTALS FOR COUNTY AND MUNICIPAL COURTS	0	15	0	0	36,059	2,706	0	0	0	0	0	38,780
TOTALS FOR SMALL CLAIM COURTS	0	0	0	0	0	0	0	0	0	0	0	0
TOTALS FOR CITY AND TOWN COURTS	0	96	0	0	42,879	991	0	0	0	0	0	43,966
TOTALS FOR ALL COURTS	77	160	0	1	216,185	17,010	0	0	0	5	0	233,438

METHOD OF DISPOSITION
CLOSED
--- CIVIL ---

161

CP	CT	SC	DR	RS	MH	AD	ES	GU	TR	MI	CVL TOT
9	0	173	0	0	976	1,059	11,633	3,729	142	0	17,721
0	0	0	0	0	4	0	0	0	0	0	4
0	0	0	0	0	0	0	0	0	0	0	0
0	0	0	0	0	0	0	0	0	0	0	0
9	0	173	0	0	980	1,059	11,633	3,729	142	0	17,725

METHOD OF DISPOSITION
DISPOSED BY FTA
- - - CRIMINAL - - -

162

	CF	CM	PC1	MC	IF	OV	JC	JD	JS	JP	JM
ADAMS											
CIRCUIT	0	0	0	0	0	0	0	0	0	0	0
SUPERIOR	0	0	0	0	104	3	0	0	0	0	0
TOTAL-COURTS OF RECORD:	0	0	0	0	104	3	0	0	0	0	0
GRAND TOTAL:	0	0	0	0	104	3	0	0	0	0	0
ALLEN											
CIRCUIT	0	0	0	0	0	0	0	0	0	0	0
SUPERIOR	0	0	0	0	0	0	0	0	0	0	0
TOTAL-COURTS OF RECORD:	0	0	0	0	0	0	0	0	0	0	0
GRAND TOTAL:	0	0	0	0	0	0	0	0	0	0	0
BARTHOLOMEW											
CIRCUIT	0	0	0	0	0	0	0	0	0	0	0
SUPERIOR 1	0	0	0	0	0	0	0	0	0	0	0
SUPERIOR 2	0	0	0	0	698	0	0	0	0	0	0
TOTAL-COURTS OF RECORD:	0	0	0	0	698	0	0	0	0	0	0
GRAND TOTAL:	0	0	0	0	698	0	0	0	0	0	0
BENTON											
CIRCUIT	0	0	0	0	38	0	0	0	0	0	0
TOTAL-COURTS OF RECORD:	0	0	0	0	38	0	0	0	0	0	0
GRAND TOTAL:	0	0	0	0	38	0	0	0	0	0	0
BLACKFORD											
CIRCUIT	0	0	0	0	0	0	0	0	0	0	0
COUNTY	0	0	0	0	2	1	0	0	0	0	0
TOTAL-COURTS OF RECORD:	0	0	0	0	2	1	0	0	0	0	0
MONTPELIER CITY	0	0	0	0	436	0	0	0	0	0	0
TOTAL-CITY AND TOWN:	0	0	0	0	436	0	0	0	0	0	0
GRAND TOTAL:	0	0	0	0	438	1	0	0	0	0	0
BOONE											
CIRCUIT	0	0	0	0	0	0	0	0	0	0	0
SUPERIOR 1	0	0	0	0	0	0	0	0	0	0	0
SUPERIOR 2	0	0	0	0	76	0	0	0	0	0	0
TOTAL-COURTS OF RECORD:	0	0	0	0	76	0	0	0	0	0	0
LEBANON CITY	0	0	0	0	0	0	0	0	0	0	0
THORNTOWN TOWN	0	0	0	0	219	0	0	0	0	0	0
ZIONSVILLE TOWN	0	0	0	0	164	23	0	0	0	0	0
JAMESTOWN TOWN	0	0	0	0	14	1	0	0	0	0	0
WHITESTOWN TOWN	0	0	0	0	3	4	0	0	0	0	0
TOTAL-CITY AND TOWN:	0	0	0	0	400	28	0	0	0	0	0
GRAND TOTAL:	0	0	0	0	476	28	0	0	0	0	0
BROWN											
CIRCUIT	0	0	0	0	0	0	0	0	0	0	0
TOTAL-COURTS OF RECORD:	0	0	0	0	0	0	0	0	0	0	0
GRAND TOTAL:	0	0	0	0	0	0	0	0	0	0	0
CARROLL											
CIRCUIT	0	0	0	0	0	0	0	0	0	0	0
SUPERIOR	0	0	0	0	107	0	0	0	0	0	0

163

[illegible]

METHOD OF DISPOSITION
DISPOSED BY FTA
--- CRIMINAL ---

164

	CF	CM	PC1	MC	IF	OV	JC	JD	JS	JP	JM
CARROLL											
TOTAL-COURTS OF RECORD:	0	0	0	0	107	0	0	0	0	0	0
DELPHI CITY	0	0	0	0	11	0	0	0	0	0	0
BURLINGTON TOWN	0	0	0	0	252	0	0	0	0	0	0
TOTAL-CITY AND TOWN:	0	0	0	0	263	0	0	0	0	0	0
GRAND TOTAL:	0	0	0	0	370	0	0	0	0	0	0
CASS											
CIRCUIT	0	0	0	0	0	0	0	0	0	0	0
SUPERIOR	0	0	0	0	0	0	0	0	0	0	0
TOTAL-COURTS OF RECORD:	0	0	0	0	0	0	0	0	0	0	0
GRAND TOTAL:	0	0	0	0	0	0	0	0	0	0	0
CLARK											
CIRCUIT	0	0	0	0	0	0	0	0	0	0	0
SUPERIOR 1	0	0	0	0	0	0	0	0	0	0	0
SUPERIOR 2	0	0	0	0	0	0	0	0	0	0	0
COUNTY	0	0	0	0	442	0	0	0	0	0	0
TOTAL-COURTS OF RECORD:	0	0	0	0	442	0	0	0	0	0	0
CHARLESTOWN CITY	0	0	0	0	14	15	0	0	0	0	0
JEFFERSONVILLE CITY	0	0	0	0	19	4	0	0	0	0	0
CLARKSVILLE TOWN	0	0	0	0	251	428	0	0	0	0	0
TOTAL-CITY AND TOWN:	0	0	0	0	284	447	0	0	0	0	0
GRAND TOTAL:	0	0	0	0	726	447	0	0	0	0	0
CLAY											
CIRCUIT	0	0	0	0	0	0	0	0	0	0	0
SUPERIOR	0	0	0	0	405	0	0	0	0	0	0
TOTAL-COURTS OF RECORD:	0	0	0	0	405	0	0	0	0	0	0
GRAND TOTAL:	0	0	0	0	405	0	0	0	0	0	0
CLINTON											
CIRCUIT	0	0	0	0	0	0	0	0	0	0	0
SUPERIOR	0	0	0	0	95	0	0	0	0	0	0
TOTAL-COURTS OF RECORD:	0	0	0	0	95	0	0	0	0	0	0
FRANKFORT CITY	0	0	0	0	0	0	0	0	0	0	0
TOTAL-CITY AND TOWN:	0	0	0	0	0	0	0	0	0	0	0
GRAND TOTAL:	0	0	0	0	95	0	0	0	0	0	0
CRAWFORD											
CIRCUIT	0	0	0	0	73	0	0	0	0	0	0
TOTAL-COURTS OF RECORD:	0	0	0	0	73	0	0	0	0	0	0
GRAND TOTAL:	0	0	0	0	73	0	0	0	0	0	0
DAVIESS											
CIRCUIT	0	0	0	0	0	0	0	0	0	0	0
SUPERIOR	0	0	0	0	48	0	0	0	0	0	0
TOTAL-COURTS OF RECORD:	0	0	0	0	48	0	0	0	0	0	0
GRAND TOTAL:	0	0	0	0	48	0	0	0	0	0	0
DEARBORN											
CIRCUIT	0	0	0	0	0	0	0	0	0	0	0
COUNTY	0	0	0	0	89	0	0	0	0	0	0

165

[illegible]

166

[illegible]

167

[illegible]

168

[illegible]

169

[illegible]

METHOD OF DISPOSITION
DISPOSED BY FTA
--- CRIMINAL ---

170

	CF	CM	PC1	MC	IF	OV	JC	JD	JS	JP	JM
HAMILTON											
SUPERIOR 1	0	0	0	0	0	0	0	0	0	0	0
SUPERIOR 2	0	0	0	0	0	0	0	0	0	0	0
SUPERIOR 3	0	0	0	0	0	0	0	0	0	0	0
COUNTY	0	0	0	0	0	30	0	0	0	0	0
TOTAL-COURTS OF RECORD:	0	0	0	0	0	30	0	0	0	0	0
CARMEL CITY	0	0	0	0	116	12	0	0	0	0	0
NOBLESVILLE CITY	0	0	0	0	49	14	0	0	0	0	0
TOTAL-CITY AND TOWN:	0	0	0	0	165	26	0	0	0	0	0
GRAND TOTAL:	0	0	0	0	165	56	0	0	0	0	0
HANCOCK											
CIRCUIT	0	0	0	0	0	0	0	0	0	0	0
SUPERIOR	0	0	0	0	0	0	0	0	0	0	0
COUNTY	0	0	0	0	150	0	0	0	0	0	0
TOTAL-COURTS OF RECORD:	0	0	0	0	150	0	0	0	0	0	0
GRAND TOTAL:	0	0	0	0	150	0	0	0	0	0	0
HARRISON											
CIRCUIT	0	0	0	0	0	0	0	0	0	0	0
COUNTY	0	0	0	0	52	0	0	0	0	0	0
TOTAL-COURTS OF RECORD:	0	0	0	0	52	0	0	0	0	0	0
GRAND TOTAL:	0	0	0	0	52	0	0	0	0	0	0
HENDRICKS											
CIRCUIT	0	0	0	0	0	0	0	0	0	0	0
SUPERIOR 1	0	0	0	0	0	0	0	0	0	0	0
SUPERIOR 2	0	0	0	0	185	0	0	0	0	0	0
TOTAL-COURTS OF RECORD:	0	0	0	0	185	0	0	0	0	0	0
PLAINFIELD TOWN	0	0	0	0	937	0	0	0	0	0	0
TOTAL-CITY AND TOWN:	0	0	0	0	937	0	0	0	0	0	0
GRAND TOTAL:	0	0	0	0	1,122	0	0	0	0	0	0
HENRY											
CIRCUIT	0	0	0	0	0	0	0	0	0	0	0
SUPERIOR	0	0	0	0	0	0	0	0	0	0	0
COUNTY	0	0	0	0	293	0	0	0	0	0	0
TOTAL-COURTS OF RECORD:	0	0	0	0	293	0	0	0	0	0	0
KNIGHTSTOWN TOWN	0	0	0	0	148	0	0	0	0	0	0
TOTAL-CITY AND TOWN:	0	0	0	0	148	0	0	0	0	0	0
GRAND TOTAL:	0	0	0	0	441	0	0	0	0	0	0
HOWARD											
CIRCUIT	0	0	0	0	0	0	0	0	0	0	0
SUPERIOR 1	0	0	0	0	0	0	0	0	0	0	0
SUPERIOR 2	0	0	0	0	0	0	0	0	0	0	0
COUNTY	0	0	0	0	223	0	0	0	0	0	0
TOTAL-COURTS OF RECORD:	0	0	0	0	223	0	0	0	0	0	0
GRAND TOTAL:	0	0	0	0	223	0	0	0	0	0	0
HUNTINGTON											
CIRCUIT	0	0	0	0	0	0	0	0	0	0	0
SUPERIOR	0	0	0	0	446	0	0	0	0	0	0

171

[illegible]

METHOD OF DISPOSITION
DISPOSED BY FTA
--- CRIMINAL ---

172

	CF	CM	PC1	MC	IF	OV	JC	JD	JS	JP	JM
HUNTINGTON											
TOTAL-COURTS OF RECORD:	0	0	0	0	446	0	0	0	0	0	0
ROANOKE TOWN	0	0	0	0	384	0	0	0	0	0	0
TOTAL-CITY AND TOWN:	0	0	0	0	384	0	0	0	0	0	0
GRAND TOTAL:	0	0	0	0	830	0	0	0	0	0	0
JACKSON											
CIRCUIT	0	0	0	0	0	0	0	0	0	0	0
SUPERIOR	0	0	0	0	780	0	0	0	0	0	0
TOTAL-COURTS OF RECORD:	0	0	0	0	780	0	0	0	0	0	0
GRAND TOTAL:	0	0	0	0	780	0	0	0	0	0	0
JASPER											
CIRCUIT	0	0	0	0	0	0	0	0	0	0	0
SUPERIOR 1	0	0	0	0	25	0	0	0	0	0	0
SUPERIOR 2	0	0	0	0	82	0	0	0	0	0	0
TOTAL-COURTS OF RECORD:	0	0	0	0	107	0	0	0	0	0	0
DEMOTTE TOWN	0	0	0	0	71	0	0	0	0	0	0
WHEATFIELD TOWN	0	0	0	0	0	0	0	0	0	0	0
TOTAL-CITY AND TOWN:	0	0	0	0	71	0	0	0	0	0	0
GRAND TOTAL:	0	0	0	0	178	0	0	0	0	0	0
JAY											
CIRCUIT	0	0	0	0	0	0	0	0	0	0	0
SUPERIOR	0	0	0	0	0	0	0	0	0	0	0
TOTAL-COURTS OF RECORD:	0	0	0	0	0	0	0	0	0	0	0
DUNKIRK CITY	0	0	0	0	7	0	0	0	0	0	0
PORTLAND CITY	0	0	0	0	31	0	0	0	0	0	0
TOTAL-CITY AND TOWN:	0	0	0	0	38	0	0	0	0	0	0
GRAND TOTAL:	0	0	0	0	38	0	0	0	0	0	0
JEFFERSON											
CIRCUIT	0	0	0	0	0	0	0	0	0	0	0
COUNTY	0	0	0	0	68	0	0	0	0	0	0
TOTAL-COURTS OF RECORD:	0	0	0	0	68	0	0	0	0	0	0
GRAND TOTAL:	0	0	0	0	68	0	0	0	0	0	0
JENNINGS											
CIRCUIT	0	0	0	0	0	0	0	0	0	0	0
TOTAL-COURTS OF RECORD:	0	0	0	0	0	0	0	0	0	0	0
NORTH VERNON CITY	0	0	0	0	28	0	0	0	0	0	0
TOTAL-CITY AND TOWN:	0	0	0	0	28	0	0	0	0	0	0
GRAND TOTAL:	0	0	0	0	28	0	0	0	0	0	0
JOHNSON											
CIRCUIT	0	0	0	0	0	0	0	0	0	0	0
SUPERIOR 1	0	0	0	0	0	0	0	0	0	0	0
SUPERIOR 2	0	0	0	0	0	0	0	0	0	0	0
TOTAL-COURTS OF RECORD:	0	0	0	0	0	0	0	0	0	0	0
FRANKLIN CITY	0	0	0	0	13	0	0	0	0	0	0
GREENWOOD CITY	0	0	0	0	440	2	0	0	0	0	0
NEW WHITELAND TOWN	0	0	0	0	0	0	0	0	0	0	0
TOTAL-CITY AND TOWN:	0	0	0	0	453	2	0	0	0	0	0

173

[illegible]

174

[illegible]

175

[illegible]

176

	CF	CM	PC1	MC	IF	OV	JC	JD	JS	JP	JM
LAPORTE											
SUPERIOR 1	0	0	0	0	0	0	0	0	0	0	0
SUPERIOR 2	0	0	0	0	0	0	0	0	0	0	0
SUPERIOR 3	0	0	0	0	1,199	0	0	0	0	0	0
SUPERIOR 4	0	0	0	0	1,568	0	0	0	0	0	0
TOTAL-COURTS OF RECORD:	0	0	0	0	2,767	0	0	0	0	0	0
GRAND TOTAL:	0	0	0	0	2,767	0	0	0	0	0	0
LAWRENCE											
CIRCUIT	0	0	0	0	0	0	0	0	0	0	0
SUPERIOR	0	0	0	0	0	0	0	0	0	0	0
COUNTY	0	0	0	0	147	0	0	0	0	0	0
TOTAL-COURTS OF RECORD:	0	0	0	0	147	0	0	0	0	0	0
GRAND TOTAL:	0	0	0	0	147	0	0	0	0	0	0
MADISON											
CIRCUIT	0	0	0	0	0	0	0	0	0	0	0
SUPERIOR 1	0	0	0	0	0	0	0	0	0	0	0
SUPERIOR 2	0	0	0	0	0	0	0	0	0	0	0
SUPERIOR 3	0	0	0	0	0	0	0	0	0	0	0
COUNTY 1	0	0	0	0	0	0	0	0	0	0	0
COUNTY 2	0	0	0	0	0	0	0	0	0	0	0
TOTAL-COURTS OF RECORD:	0	0	0	0	0	0	0	0	0	0	0
ALEXANDRIA CITY	0	0	0	0	5	0	0	0	0	0	0
ANDERSON CITY	0	0	0	0	78	3	0	0	0	0	0
ELWOOD CITY	0	0	0	0	0	0	0	0	0	0	0
EDGEWOOD TOWN	0	0	0	0	0	0	0	0	0	0	0
TOTAL-CITY AND TOWN:	0	0	0	0	83	3	0	0	0	0	0
GRAND TOTAL:	0	0	0	0	83	3	0	0	0	0	0
MARION											
CIRCUIT	0	0	0	0	0	0	0	0	0	0	0
SUPERIOR, CIV. 1	0	0	0	0	0	0	0	0	0	0	0
SUPERIOR, CIV. 2	0	0	0	0	0	0	0	0	0	0	0
SUPERIOR, CIV. 3	0	0	0	0	0	0	0	0	0	0	0
SUPERIOR, CIV. 4	0	0	0	0	0	0	0	0	0	0	0
SUPERIOR, CIV. 5	0	0	0	0	0	0	0	0	0	0	0
SUPERIOR, CIV. 6	0	0	0	0	0	0	0	0	0	0	0
SUPERIOR, CIV. 7	0	0	0	0	0	0	0	0	0	0	0
SUPERIOR, PROBATE	0	0	0	0	0	0	0	0	0	0	0
SUPERIOR, JUVENILE	0	0	0	0	0	0	0	0	0	0	0
SUPERIOR, CRIM. 1	0	0	0	0	0	0	0	0	0	0	0
SUPERIOR, CRIM. 2	0	0	0	0	0	0	0	0	0	0	0
SUPERIOR, CRIM. 3	0	0	0	0	0	0	0	0	0	0	0
SUPERIOR, CRIM. 4	0	0	0	0	0	0	0	0	0	0	0
SUPERIOR, CRIM. 5	0	0	0	0	0	0	0	0	0	0	0
SUPERIOR, CRIM. 6	0	0	0	0	0	0	0	0	0	0	0
MUNICIPAL 1	0	0	0	0	0	0	0	0	0	0	0
MUNICIPAL 2	0	0	0	0	0	0	0	0	0	0	0
MUNICIPAL 3	0	0	0	0	0	0	0	0	0	0	0
MUNICIPAL 4	0	0									

177

- - - C I V I L - - -

[illegible]

178

	CF	CM	PC1	MC	IF	OV	JC	JD	JS	JP	JM
MARION											
MUNICIPAL 7	0	0	0	0	0	0	0	0	0	0	0
MUNICIPAL 8	0	0	0	0	0	0	0	0	0	0	0
MUNICIPAL 9	0	0	0	0	0	0	0	0	0	0	0
MUNICIPAL 10	0	0	0	0	0	0	0	0	0	0	0
MUNICIPAL 11	0	0	0	0	0	0	0	0	0	0	0
MUNICIPAL 12	0	0	0	0	0	0	0	0	0	0	0
MUNICIPAL 13	0	0	0	0	4,308	363	0	0	0	0	0
MUNICIPAL 14	0	0	0	0	1,085	16	0	0	0	0	0
MUNICIPAL 15	0	0	0	0	0	0	0	0	0	0	0
MUNICIPAL 16	0	0	0	0	0	0	0	0	0	0	0
TOTAL-COURTS OF RECORD:	0	0	0	0	5,393	379	0	0	0	0	0
CENTER TOWNSHIP	0	0	0	0	0	0	0	0	0	0	0
DECATUR TOWNSHIP	0	0	0	0	0	0	0	0	0	0	0
LAWRENCE TOWNSHIP	0	0	0	0	0	0	0	0	0	0	0
PERRY TOWNSHIP	0	0	0	0	0	0	0	0	0	0	0
PIKE TOWNSHIP	0	0	0	0	0	0	0	0	0	0	0
WARREN TOWNSHIP	0	0	0	0	0	0	0	0	0	0	0
WASHINGTON TOWNSHIP	0	0	0	0	0	0	0	0	0	0	0
WAYNE TOWNSHIP	0	0	0	0	0	0	0	0	0	0	0
TOTAL-SMALL CLAIMS:	0	0	0	0	0	0	0	0	0	0	0
GRAND TOTAL:	0	0	0	0	5,393	379	0	0	0	0	0
MARSHALL											
CIRCUIT	0	0	0	0	0	0	0	0	0	0	0
SUPERIOR 1	0	0	0	0	0	0	0	0	0	0	0
SUPERIOR 2	0	0	0	0	82	0	0	0	0	0	0
TOTAL-COURTS OF RECORD:	0	0	0	0	82	0	0	0	0	0	0
GRAND TOTAL:	0	0	0	0	82	0	0	0	0	0	0
MARTIN											
CIRCUIT	0	0	0	0	55	0	0	0	0	0	0
TOTAL-COURTS OF RECORD:	0	0	0	0	55	0	0	0	0	0	0
GRAND TOTAL:	0	0	0	0	55	0	0	0	0	0	0
MIAMI											
CIRCUIT	0	0	0	0	0	0	0	0	0	0	0
SUPERIOR	0	0	0	0	0	0	0	0	0	0	0
TOTAL-COURTS OF RECORD:	0	0	0	0	0	0	0	0	0	0	0
PERU CITY	0	0	0	0	23	0	0	0	0	0	0
BUNKER HILL TOWN	0	0	0	0	264	0	0	0	0	0	0
TOTAL-CITY AND TOWN:	0	0	0	0	287	0	0	0	0	0	0
GRAND TOTAL:	0	0	0	0	287	0	0	0	0	0	0
MONROE											
CIRCUIT 1	0	0	0	0	0	0	0	0	0	0	0
CIRCUIT 2	0	0	0	0	0	0	0	0	0	0	0
CIRCUIT 3	0	0	0	0	0	0	0	0	0	0	0
CIRCUIT 4	0	0	0	0	0	0	0	0	0	0	0
CIRCUIT 5	0	0	0	0	175	0	0	0	0	0	0
CIRCUIT 6	0	0	0	0	0	0	0	0	0	0	0
TOTAL-COURTS OF RECORD:	0	0	0	0	175	0	0	0	0	0	0
GRAND TOTAL:	0	0	0	0	175	0	0	0	0	0	0
MONTGOMERY											
CIRCUIT	0	0	0	0	0	0	0	0	0	0	0

179

[illegible]

180

[illegible]

181

[illegible]

182

[illegible]

183

[illegible]

184

[illegible]

185

[illegible]

186

[illegible]

187

[illegible]

183

[illegible]

189

[illegible]

190

[illegible]

191

[illegible]

METHOD OF DISPOSITION
DISPOSED BY FTA
- - - CRIMINAL - - -

192

	CF	CM	PC1	MC	IF	OV	JC	JD	JS	JP	JM
TOTALS FOR SUPERIOR AND CIRCUIT COURTS	0	0	0	0	23,854	739	0	0	0	0	0
TOTALS FOR COUNTY AND MUNICIPAL COURTS	0	0	0	0	10,911	621	0	0	0	0	0
TOTALS FOR SMALL CLAIM COURTS	0	0	0	0	0	0	0	0	0	0	0
TOTALS FOR CITY AND TOWN COURTS	0	0	0	0	13,910	902	0	0	0	0	0
TOTALS FOR ALL COURTS	0	0	0	0	48,675	2,262	0	0	0	0	0

193

[illegible]

194

194

[illegible]

195

•

[illegible]

196

CF CM PC1 MC IF OV JC JD JS JP JM

[illegible]

197

•

[illegible]

198

CF CM PC1 MC IF OV JC JD JS JP JM

[illegible]

CASES VENUED IN

199

--- CIVIL ---

CP	CT	SC	DR	RS	MH	AD	ES	GU	TR	MI	TOTAL
6	0	0	2	0	0	0	0	0	0	0	8
0	0	0	0	0	0	0	0	0	0	0	0
0	0	0	0	0	0	0	0	0	0	0	0
0	0	0	0	0	0	0	0	0	0	0	0
6	0	0	2	0	0	0	0	0	0	0	8
23	9	0	7	0	0	0	0	1	0	1	42
0	0	2	0	0	0	0	0	0	0	0	2
23	9	2	7	0	0	0	0	1	0	1	44
23	9	2	7	0	0	0	0	1	0	1	44
23	45	0	9	1	0	0	0	0	0	0	79
6	2	1	3	0	0	0	0	0	0	0	13
29	47	1	12	1	0	0	0	0	0	0	92
0	0	0	0	0	0	0	0	0	0	0	0
0	0	0	0	0	0	0	0	0	0	0	0
29	47	1	12	1	0	0	0	0	0	0	92
1	0	0	8	0	0	0	0	1	0	1	11
2	0	0	0	0	0	0	0	0	0	0	2
1	0	0	1	0	0	0	0	0	0	0	2
0	0	0	0	0	0	0	0	0	0	0	0
0	0	0	0	0	0	0	0	0	0	0	1
4	0	0	9	0	0	0	0	1	0	1	16
0	0	0	0	0	0	0	0	0	0	0	0
0	0	0	0	0	0	0	0	0	0	0	0
0	0	0	0	0	0	0	0	0	0	0	0
4	0	0	9	0	0	0	0	1	0	1	16
17	13	0	12	0	0	0	1	0	0	0	44
11	5	0	3	0	0	0	0	0	0	0	19
28	18	0	15	0	0	0	1	0	0	0	63
28	18	0	15	0	0	0	1	0	0	0	63
13	11	0	3	0	0	0	0	0	0	0	28
0	0	0	0	0	0	0	0	0	0	0	0
6	7	0	5	0	0	0	0	1	0	0	24
7	11	0	5	0	0	0	0	0	0	0	24
0	0	1	0	0	0	0	0	0	0	0	6
0	0	0	0	0	0	0	0	0	0	0	0
26	29	1	13	0	0	0	0	1	0	0	82
0	0	0	0	0	0	0	0	0	0	0	0
0	0	0	0	0	0	0	0	0	0	0	0
0	0	0	0	0	0	0	0	0	0	0	0
0	0	0	0	0	0	0	0	0	0	0	0
26	29	1	13	0	0	0	0	1	0	0	82
8	6	0	3	0	1	0	0	1	0	0	19

CASES VENUED IN

200

- - - CRIMINAL - - -

	CF	CM	PC1	MC	IF	OV	JC	JD	JS	JP	JM
FAYETTE											
SUPERIOR	0	0	0	0	0	0	0	0	0	0	0
TOTAL-COURTS OF RECORD:	0	0	0	0	0	0	0	0	0	0	0
GRAND TOTAL:	0	0	0	0	0	0	0	0	0	0	0
FLOYD											
CIRCUIT	0	0	0	0	0	0	0	0	0	0	0
SUPERIOR	2	0	0	0	0	0	0	0	0	0	0
COUNTY	0	0	0	0	0	0	0	0	0	0	0
TOTAL-COURTS OF RECORD:	2	0	0	0	0	0	0	0	0	0	0
GRAND TOTAL:	2	0	0	0	0	0	0	0	0	0	0
FOUNTAIN											
CIRCUIT	0	0	0	0	0	0	0	0	0	1	0
TOTAL-COURTS OF RECORD:	0	0	0	0	0	0	0	0	0	1	0
ATTICA CITY	0	0	0	0	0	0	0	0	0	0	0
TOTAL-CITY AND TOWN:	0	0	0	0	0	0	0	0	0	0	0
GRAND TOTAL:	0	0	0	0	0	0	0	0	0	1	0
FRANKLIN											
CIRCUIT	0	0	0	0	0	0	0	0	0	0	0
TOTAL-COURTS OF RECORD:	0	0	0	0	0	0	0	0	0	0	0
GRAND TOTAL:	0	0	0	0	0	0	0	0	0	0	0
FULTON											
CIRCUIT	0	0	0	0	0	0	0	0	0	1	0
COUNTY	0	0	0	0	0	0	0	0	0	0	0
TOTAL-COURTS OF RECORD:	0	0	0	0	0	0	0	0	0	1	0
GRAND TOTAL:	0	0	0	0	0	0	0	0	0	1	0
GIBSON											
CIRCUIT	1	0	0	0	0	0	0	2	0	1	0
SUPERIOR	0	0	0	0	0	0	0	0	0	0	0
TOTAL-COURTS OF RECORD:	1	0	0	0	0	0	0	2	0	1	0
GRAND TOTAL:	1	0	0	0	0	0	0	2	0	1	0
GRANT											
CIRCUIT	0	0	0	0	0	0	0	0	0	0	0
SUPERIOR 1	0	0	0	0	0	0	0	0	0	0	0
SUPERIOR 2	0	0	0	0	0	0	1	0	0	2	0
COUNTY	0	0	0	0	0	0	0	0	0	0	0
TOTAL-COURTS OF RECORD:	0	0	0	0	0	0	1	0	0	2	0
GAS CITY	0	0	0	0	0	0	0	0	0	0	0
MARION CITY	0	0	0	0	0	0	0	0	0	0	0
TOTAL-CITY AND TOWN:	0	0	0	0	0	0	0	0	0	0	0
GRAND TOTAL:	0	0	0	0	0	0	1	0	0	2	0
GREENE											
CIRCUIT	0	0	0	0	0	0	0	0	0	1	0
SUPERIOR	0	0	0	0	0	0	0	0	0	0	0
TOTAL-COURTS OF RECORD:	0	0	0	0	0	0	0	0	0	1	0
GRAND TOTAL:	0	0	0	0	0	0	0	0	0	1	0
HAMILTON											
CIRCUIT	0	0	0	0	0	0	0	1	0	1	0

CASES VENUED IN

201

--- CIVIL ---

CP	CT	SC	DR	RS	MH	AD	ES	GU	TR	MI	TOTAL
0	0	0	0	0	0	0	0	0	0	0	0
8	6	0	3	0	1	0	0	1	0	0	19
8	6	0	3	0	1	0	0	1	0	0	19
32	0	0	10	0	0	0	0	1	0	0	43
4	1	0	6	1	0	0	0	0	0	0	14
1	0	1	0	0	0	0	0	0	0	0	2
37	1	1	16	1	0	0	0	1	0	0	59
37	1	1	16	1	0	0	0	1	0	0	59
15	10	0	9	0	0	1	0	0	0	0	36
15	10	0	9	0	0	1	0	0	0	0	36
0	0	0	0	0	0	0	0	0	0	0	0
0	0	0	0	0	0	0	0	0	0	0	0
15	10	0	9	0	0	1	0	0	0	0	36
24	4	0	8	0	0	0	0	0	0	0	36
24	4	0	8	0	0	0	0	0	0	0	36
24	4	0	8	0	0	0	0	0	0	0	36
27	14	0	10	0	0	1	0	0	0	0	53
0	0	0	0	0	0	0	0	0	0	0	0
27	14	0	10	0	0	1	0	0	0	0	53
27	14	0	10	0	0	1	0	0	0	0	53
15	29	0	6	0	0	0	0	0	0	0	54
0	2	1	1	0	0	0	0	0	0	0	4
15	31	1	7	0	0	0	0	0	0	0	58
15	31	1	7	0	0	0	0	0	0	0	58
72	26	0	10	0	0	0	1	1	0	0	110
3	0	0	1	0	0	0	0	0	0	0	4
9	1	0	3	0	0	0	0	0	0	0	16
0	0	0	0	0	0	0	0	0	0	0	0
84	27	0	14	0	0	0	1	1	0	0	130
0	0	0	0	0	0	0	0	0	0	0	0
0	0	0	0	0	0	0	0	0	0	0	0
0	0	0	0	0	0	0	0	0	0	0	0
84	27	0	14	0	0	0	1	1	0	0	130
12	6	0	1	0	0	0	0	0	0	0	20
14	4	0	1	1	0	0	0	0	0	1	21
26	10	0	2	1	0	0	0	0	0	1	41
26	10	0	2	1	0	0	0	0	0	1	41
64	51	0	15	1	0	1	0	0	0	0	134

202

CF CM PC1 MC IF OV JC JD JS JP JM

[illegible]

CASES VENUED IN

203

- - - C I V I L - - -

[illegible]

204

CF CM PC1 MC IF OV JC JD JS JP JM

[illegible]

205

205

[illegible]

206

•

[illegible]

207

- - - C I V I L - - -

CP	CT	SC	DR	RS	MH	AD	ES	GU	TR	MI	TOTAL
84	252	1	24	0	0	0	0	0	0	2	363
9	7	0	3	0	0	0	0	0	0	0	20
1	3	0	1	0	0	0	0	0	0	0	6
0	0	0	0	0	0	0	0	0	0	0	0
10	10	0	4	0	0	0	0	0	0	0	26
0	0	0	0	0	0	0	0	0	0	0	0
0	0	0	0	0	0	0	0	0	0	0	0
10	10	0	4	0	0	0	0	0	0	0	26
23	6	0	12	0	0	0	0	0	0	0	41
0	0	0	0	0	0	0	0	0	0	0	2
0	0	0	0	0	0	0	0	0	0	0	0
23	6	0	12	0	0	0	0	0	0	0	43
23	6	0	12	0	0	0	0	0	0	0	43
1	1	0	0	0	0	0	0	0	0	0	2
3	0	3	4	0	0	0	0	0	0	0	10
4	1	3	4	0	0	0	0	0	0	0	12
4	1	3	4	0	0	0	0	0	0	0	12
0	0	0	0	0	0	0	0	0	0	0	0
6	4	0	12	0	0	0	0	0	0	0	22
0	0	0	0	1	0	0	0	0	0	0	1
1	0	1	1	0	0	0	0	0	0	0	3
0	0	0	0	0	0	0	0	0	0	0	0
0	0	0	0	0	0	0	0	0	0	0	0
0	0	0	0	0	0	0	0	0	0	0	0
0	0	0	0	0	0	0	0	0	0	0	0
0	0	0	0	0	0	0	0	0	0	0	0
0	0	0	0	0	0	0	0	0	0	0	0
0	0	0	0	0	0	0	0	0	0	0	0
0	0	0	0	0	0	0	0	0	0	0	0
0	0	0	0	0	0	0	0	0	0	0	0
0	0	0	0	0	0	0	0	0	0	0	0
0	0	0	0	0	0	0	0	0	0	0	0
7	4	1	13	1	0	0	0	0	0	0	26
0	0	0	0	0	0	0	0	0	0	0	0
0	0	0	0	0	0	0	0	0	0	0	0
0	0	0	0	0	0	0	0	0	0	0	0
0	0	0	0	0	0	0	0	0	0	0	0
0	0	0	0	0	0	0	0	0	0	0	0
7	4	1	13	1	0	0	0	0	0	0	26
13	34	0	1	0	0	0	0	0	0	4	52

208

•

[illegible]

209

[illegible]

210

CF CM PC1 MC IF OV JC JD JS JP JM

CASES VENUED IN

211

--- CIVIL ---

CP	CT	SC	DR	RS	MH	AD	ES	GU	TR	MI	TOTAL
0	0	0	0	0	0	0	0	0	0	0	0
1	0	0	0	0	0	0	0	0	0	0	1
0	0	0	0	0	0	0	0	0	0	0	0
0	0	0	0	0	0	0	0	0	0	0	0
0	0	0	0	0	0	0	0	0	0	0	0
0	0	0	0	0	0	0	0	0	0	0	0
0	0	0	0	0	0	0	0	0	0	0	0
0	0	0	0	0	0	0	0	0	0	0	0
0	0	0	0	0	0	0	0	0	0	0	0
0	0	0	0	0	0	0	0	0	0	0	0
50	17	0	60	0	0	0	0	0	0	2	157
0	0	52	0	0	0	0	0	0	0	0	52
0	0	36	0	0	0	0	0	0	0	0	36
0	0	46	0	0	0	0	0	0	0	0	46
0	0	34	0	0	0	0	0	0	0	0	34
0	0	66	0	0	0	0	0	0	0	0	66
0	0	127	0	0	0	0	0	0	0	0	127
0	0	129	0	0	0	0	0	0	0	0	129
0	0	75	0	0	0	0	0	0	0	0	75
0	0	565	0	0	0	0	0	0	0	0	565
50	17	565	60	0	0	0	0	0	0	2	722
103	67	0	9	0	0	0	0	0	0	0	179
19	38	0	4	0	0	0	0	0	0	0	62
1	0	0	0	0	0	0	0	0	0	0	1
123	105	0	13	0	0	0	0	0	0	0	242
123	105	0	13	0	0	0	0	0	0	0	242
10	3	0	5	0	0	0	0	0	0	0	19
10	3	0	5	0	0	0	0	0	0	0	19
10	3	0	5	0	0	0	0	0	0	0	19
40	8	0	7	0	0	0	0	0	0	0	55
9	0	0	1	0	0	0	0	0	0	1	11
49	8	0	8	0	0	0	0	0	0	1	66
0	0	0	0	0	0	0	0	0	0	0	0
0	0	0	0	0	0	0	0	0	0	0	0
0	0	0	0	0	0	0	0	0	0	0	0
49	8	0	8	0	0	0	0	0	0	1	66
3	1	0	3	0	0	0	0	0	0	1	33
6	0	13	8	0	0	0	0	0	0	1	64
7	1	8	9	0	0	0	0	1	0	2	47
3	0	16	4	0	0	0	0	0	0	0	49
0	0	0	0	0	0	0	0	0	0	0	573
0	0	1	3	0	0	0	0	0	0	1	42
19	2	38	27	0	0	0	0	1	0	5	808
19	2	38	27	0	0	0	0	1	0	5	808
21	4	0	3	0	0	0	0	0	0	0	28

252

•

[illegible]

CASES VENUED IN

213

--- CIVIL ---

CP	CT	SC	DR	RS	MH	AD	ES	GU	TR	MI	TOTAL
4	0	0	2	0	0	0	0	0	0	0	6
1	0	0	0	0	0	0	0	0	0	0	1
26	4	0	5	0	0	0	0	0	0	0	35
26	4	0	5	0	0	0	0	0	0	0	35
32	42	0	10	0	0	0	0	0	0	2	89
45	22	0	19	0	0	0	0	0	0	2	88
0	0	0	0	0	0	0	0	0	0	0	0
77	64	0	29	0	0	0	0	0	0	4	177
0	0	0	0	0	0	0	0	0	0	0	0
0	0	0	0	0	0	0	0	0	0	0	0
0	0	0	0	0	0	0	0	0	0	0	0
77	64	0	29	0	0	0	0	0	0	4	177
69	193	0	2	0	0	0	0	0	0	0	264
55	167	0	9	0	0	0	0	0	0	0	231
124	360	0	11	0	0	0	0	0	0	0	495
124	360	0	11	0	0	0	0	0	0	0	495
34	23	0	7	0	0	0	0	0	0	0	64
42	26	0	23	1	0	0	0	0	0	0	93
0	0	0	0	0	0	0	0	0	0	0	0
76	49	0	30	1	0	0	0	0	0	0	157
0	0	0	0	0	0	0	0	0	0	0	0
0	0	0	0	0	0	0	0	0	0	0	0
76	49	0	30	1	0	0	0	0	0	0	157
0	0	0	0	0	0	0	0	0	0	0	0
2	1	0	1	0	0	0	0	0	0	0	4
2	1	0	1	0	0	0	0	0	0	0	4
2	1	0	1	0	0	0	0	0	0	0	4
9	3	0	3	0	0	0	0	0	0	0	15
0	0	0	0	0	0	0	0	0	0	0	0
9	3	0	3	0	0	0	0	0	0	0	15
9	3	0	3	0	0	0	0	0	0	0	15
28	11	0	20	0	0	1	0	0	0	1	66
28	11	0	20	0	0	1	0	0	0	1	66
28	11	0	20	0	0	1	0	0	0	1	66
46	27	0	14	0	0	0	0	0	0	0	87
46	27	0	14	0	0	0	0	0	0	0	87
46	27	0	14	0	0	0	0	0	0	0	87
2	0	0	2	0	0	0	0	0	0	0	4

214

CF CM PC1 MC IF OV JC JD JS JP JM

[illegible]

215

- - - C I V I L - - -

[illegible]

216

CF CM PC1 MC IF OV JC JD JS JP JM

[illegible]

CASES VENUED IN

217

--- CIVIL ---

CP	CT	SC	DR	RS	MH	AD	ES	GU	TR	MI	TOTAL
0	0	0	0	0	0	0	0	0	0	0	0
7	3	2	5	0	0	0	0	0	0	0	17
17	9	0	3	1	0	0	0	0	0	0	33
0	0	0	0	0	0	0	0	0	0	0	0
17	9	0	3	1	0	0	0	0	0	0	33
17	9	0	3	1	0	0	0	0	0	0	33
8	0	0	8	0	0	0	0	0	0	0	16
9	2	6	1	0	0	0	0	0	0	0	26
0	0	0	0	0	0	1	0	0	0	0	3
17	2	6	9	0	0	1	0	0	0	0	45
0	0	0	0	0	0	0	0	0	0	0	0
0	0	0	0	0	0	0	0	0	0	0	0
17	2	6	9	0	0	1	0	0	0	0	45
21	18	0	10	1	0	0	0	0	0	0	50
0	0	0	0	0	0	0	0	0	0	0	0
21	18	0	10	1	0	0	0	0	0	0	50
21	18	0	10	1	0	0	0	0	0	0	50
108	68	0	16	0	0	0	1	0	0	1	194
25	21	0	4	0	0	0	0	0	0	0	50
11	11	0	2	0	0	0	0	0	0	0	24
144	100	0	22	0	0	0	1	0	0	1	268
144	100	0	22	0	0	0	1	0	0	1	268
16	2	0	1	0	0	0	0	0	0	0	19
16	2	0	1	0	0	0	0	0	0	0	19
0	0	0	0	0	0	0	0	0	0	0	0
0	0	0	0	0	0	0	0	0	0	0	0
16	2	0	1	0	0	0	0	0	0	0	19
89	61	0	7	0	0	0	0	0	0	1	159
89	61	0	7	0	0	0	0	0	0	1	159
0	0	0	0	0	0	0	0	0	0	0	0
0	0	0	0	0	0	0	0	0	0	0	0
89	61	0	7	0	0	0	0	0	0	1	159
14	13	0	3	0	0	0	0	0	0	0	30
2	1	0	3	0	0	0	0	0	0	0	6
16	14	0	6	0	0	0	0	0	0	0	36
0	0	0	0	0	0	0	0	0	0	0	0
0	0	0	0	0	0	0	0	0	0	0	0
16	14	0	6	0	0	0	0	0	0	0	36
11	19	0	4	0	0	0	0	0	0	0	34

218

CF CM PC1 MC IF OV JC JD JS JP JM

[illegible]

CASES VENUED IN

219

--- CIVIL ---

CP	CT	SC	DR	RS	MH	AD	ES	GU	TR	MI	TOTAL
25	21	0	3	0	0	0	0	0	0	0	50
36	40	0	7	0	0	0	0	0	0	0	84
36	40	0	7	0	0	0	0	0	0	0	84
2	1	0	0	0	0	0	0	0	0	0	3
3	0	0	0	0	0	0	0	0	0	0	3
5	1	0	0	0	0	0	0	0	0	0	6
5	1	0	0	0	0	0	0	0	0	0	6
14	0	0	4	0	0	0	0	1	0	0	19
0	0	0	0	1	0	0	0	0	0	0	1
0	0	0	0	0	0	0	0	0	0	0	0
0	0	0	0	0	0	0	0	0	0	0	0
0	0	0	0	0	0	0	0	0	0	0	0
0	0	0	0	0	0	0	0	0	0	0	0
14	0	0	4	1	0	0	0	1	0	0	20
0	0	0	0	0	0	0	0	0	0	0	0
0	0	0	0	0	0	0	0	0	0	0	0
14	0	0	4	1	0	0	0	1	0	0	20
56	22	0	7	0	0	0	0	0	0	0	88
56	22	0	7	0	0	0	0	0	0	0	88
0	0	0	0	0	0	0	0	0	0	0	0
0	0	0	0	0	0	0	0	0	0	0	0
0	0	0	0	0	0	0	0	0	0	0	0
56	22	0	7	0	0	0	0	0	0	0	88
2	9	0	2	0	0	0	0	0	0	0	13
2	9	0	2	0	0	0	0	0	0	0	13
2	9	0	2	0	0	0	0	0	0	0	13
3	0	0	0	0	0	0	0	0	0	1	4
2	5	0	0	0	0	0	0	0	0	0	7
5	5	0	0	0	0	0	0	0	0	1	11
5	5	0	0	0	0	0	0	0	0	1	11
2	2	0	2	0	0	0	0	0	0	0	6
2	2	0	2	0	0	0	0	0	0	0	6
0	0	0	0	0	0	0	0	0	0	0	0
0	0	0	0	0	0	0	0	0	0	0	0
2	2	0	2	0	0	0	0	0	0	0	6
2	0	0	5	0	0	0	0	0	0	0	14
0	0	0	0	0	0	0	0	0	0	0	0
0	0	0	7	0	0	0	0	10	0	0	17

220

•

[illegible]

CASES VENUED IN

221

--- CIVIL ---

CP	CT	SC	DR	RS	MH	AD	ES	GU	TR	MI	TOTAL
0	0	0	0	0	0	0	0	0	0	0	0
0	0	4	0	0	0	0	0	0	0	0	4
0	0	0	0	0	0	0	0	0	0	0	0
2	0	4	12	0	0	0	0	10	0	0	35
0	0	0	0	0	0	0	0	0	0	0	0
0	0	0	0	0	0	0	0	0	0	0	0
2	0	4	12	0	0	0	0	10	0	0	35
26	8	0	8	0	0	0	0	0	0	0	43
0	0	0	0	0	0	0	0	0	0	0	0
26	8	0	8	0	0	0	0	0	0	0	43
0	0	0	0	0	0	0	0	0	0	0	0
0	0	0	0	0	0	0	0	0	0	0	0
0	0	0	0	0	0	0	0	0	0	0	0
26	8	0	8	0	0	0	0	0	0	0	43
7	3	0	5	0	0	0	0	0	0	0	15
7	3	0	5	0	0	0	0	0	0	0	15
7	3	0	5	0	0	0	0	0	0	0	15
13	15	0	3	0	0	0	0	0	1	0	32
16	4	78	7	0	0	0	0	1	0	1	108
29	19	78	10	0	0	0	0	1	1	1	140
29	19	78	10	0	0	0	0	1	1	1	140
4	3	0	1	0	0	0	0	0	0	0	8
10	11	0	1	0	0	0	0	0	0	0	22
14	14	0	2	0	0	0	0	0	0	0	30
14	14	0	2	0	0	0	0	0	0	0	30
5	4	0	2	1	0	0	0	0	0	1	17
0	1	0	2	0	0	0	0	0	0	0	8
2	3	0	1	0	0	0	0	0	0	0	9
0	0	0	0	0	0	0	0	0	0	0	0
7	8	0	5	1	0	0	0	0	0	1	34
0	0	0	0	0	0	0	0	0	0	0	0
0	0	0	0	0	0	0	0	0	0	0	0
7	8	0	5	1	0	0	0	0	0	1	34
30	23	0	14	0	0	0	0	0	0	0	67
2	0	0	3	0	0	0	0	0	0	0	5
32	23	0	17	0	0	0	0	0	0	0	72
0	0	0	0	0	0	0	0	0	0	0	16
0	0	0	0	0	0	0	0	0	0	0	16
32	23	0	17	0	0	0	0	0	0	0	88
16	4	0	11	0	0	0	0	0	0	0	32

222

•

[illegible]

CASES VENUED IN

223

--- CIVIL ---

CP	CT	SC	DR	RS	MH	AD	ES	GU	TR	MI	TOTAL
3	1	2	0	0	0	0	0	0	0	0	6
19	5	2	11	0	0	0	0	0	0	0	38
0	0	0	0	0	0	0	0	0	0	0	0
0	0	0	0	0	0	0	0	0	0	0	0
19	5	2	11	0	0	0	0	0	0	0	38
48	26	0	16	0	0	0	0	0	0	0	92
0	0	0	0	0	0	0	0	0	0	0	0
48	26	0	16	0	0	0	0	0	0	0	92
48	26	0	16	0	0	0	0	0	0	0	92

CASES VENUED IN

224

--- CRIMINAL ---

	CF	CM	PC1	MC	IF	OV	JC	JD	JS	JP	JM
TOTALS FOR SUPERIOR AND CIRCUIT COURTS	115	127	0	40	571	0	3	17	0	46	1
TOTALS FOR COUNTY AND MUNICIPAL COURTS	1	3	0	0	2	0	0	0	0	0	0
TOTALS FOR SMALL CLAIM COURTS	0	0	0	0	0	0	0	0	0	0	0
TOTALS FOR CITY AND TOWN COURTS	0	0	0	0	141	0	0	0	0	0	0
TOTALS FOR ALL COURTS	116	130	0	40	714	0	3	17	0	46	1

CASES VENUED IN

225

--- CIVIL ---

CP	CT	SC	DR	RS	MH	AD	ES	GU	TR	MI	TOTAL
2,963	3,130	142	1,017	42	6	8	9	26	1	43	8,307
3	0	10	0	0	0	0	0	0	0	0	19
0	0	565	0	0	0	0	0	0	0	0	565
0	0	0	0	0	0	0	0	0	0	0	141
2,966	3,130	717	1,017	42	6	8	9	26	1	43	9,032

226

CE CM PC1 MC IE OV JC JD JS JP JM

[illegible]

228

CF CM PC1 MC IF OV JC JD JS JP JM

[illegible]

229

- - - C I V I L - - -

[illegible]

230

CF CM PC1 MC IF OV JC JD JS JP JM

[illegible]

CASES VENUED OUT

231

--- CIVIL ---

CP	CT	SC	DR	RS	MH	AD	ES	CU	TR	MI	TOTAL
6	5	0	6	1	0	0	0	0	0	0	19
0	0	0	0	0	0	0	0	0	0	0	0
0	0	0	0	0	0	0	0	0	0	0	0
0	0	0	0	0	0	0	0	0	0	0	0
6	5	0	6	1	0	0	0	0	0	0	19
10	0	0	5	0	0	0	0	0	0	0	16
0	0	1	0	0	0	0	0	0	0	0	1
10	0	1	5	0	0	0	0	0	0	0	17
10	0	1	5	0	0	0	0	0	0	0	17
5	9	0	6	0	0	0	0	0	0	0	22
0	2	0	1	1	0	0	0	0	0	0	5
5	11	0	7	1	0	0	0	0	0	0	27
0	0	0	0	0	0	0	0	0	0	0	1
0	0	0	0	0	0	0	0	0	0	0	1
5	11	0	7	1	0	0	0	0	0	0	28
38	7	0	3	0	0	1	1	0	0	0	52
5	1	0	0	0	0	0	0	0	0	0	6
5	1	0	0	0	0	0	0	0	0	0	6
20	5	0	29	0	0	0	0	0	0	0	54
6	2	5	3	0	0	0	0	0	0	0	16
74	16	5	35	0	0	1	1	0	0	0	134
0	0	0	0	0	0	0	0	0	0	0	0
0	0	0	0	0	0	0	0	0	0	0	15
0	0	0	0	0	0	0	0	0	0	0	15
74	16	5	35	0	0	1	1	0	0	0	149
4	4	0	3	0	0	0	0	0	0	0	12
1	1	1	2	0	0	0	0	0	0	0	5
5	5	1	5	0	0	0	0	0	0	0	17
5	5	1	5	0	0	0	0	0	0	0	17
11	29	0	12	0	0	0	0	2	0	0	58
20	6	0	0	0	0	0	0	0	0	0	29
20	6	0	8	0	0	0	0	0	0	0	34
2	3	0	1	1	0	0	0	0	0	0	7
1	0	1	0	0	0	0	0	0	0	0	2
1	0	0	0	0	0	0	0	0	0	0	2
55	44	1	21	1	0	0	0	2	0	0	132
0	0	0	0	0	0	0	0	0	0	0	0
0	0	0	0	0	0	0	0	0	0	0	0
0	0	0	0	0	0	0	0	0	0	0	0
0	0	0	0	0	0	0	0	0	0	0	0
55	44	1	21	1	0	0	0	2	0	0	132
8	11	0	6	0	0	0	0	0	0	0	25

CASES VENUED OUT

232

--- CRIMINAL ---

	CF	CM	PC1	MC	IF	OV	JC	JD	JS	JP	JM
FAYETTE											
SUPERIOR	0	0	0	0	0	0	0	0	0	0	0
TOTAL-COURTS OF RECORD:	0	0	0	0	0	0	0	0	0	0	0
GRAND TOTAL:	0	0	0	0	0	0	0	0	0	0	0
FLOYD											
CIRCUIT	0	0	0	0	0	0	0	0	0	0	0
SUPERIOR	0	0	0	0	0	0	0	0	0	0	0
COUNTY	0	0	0	0	0	0	0	0	0	0	0
TOTAL-COURTS OF RECORD:	0	0	0	0	0	0	0	0	0	0	0
GRAND TOTAL:	0	0	0	0	0	0	0	0	0	0	0
FOUNTAIN											
CIRCUIT	0	0	0	0	0	0	0	0	0	0	0
TOTAL-COURTS OF RECORD:	0	0	0	0	0	0	0	0	0	0	0
ATTICA CITY	0	0	0	0	0	0	0	0	0	0	0
TOTAL-CITY AND TOWN:	0	0	0	0	0	0	0	0	0	0	0
GRAND TOTAL:	0	0	0	0	0	0	0	0	0	0	0
FRANKLIN											
CIRCUIT	0	0	0	0	0	0	0	0	0	0	0
TOTAL-COURTS OF RECORD:	0	0	0	0	0	0	0	0	0	0	0
GRAND TOTAL:	0	0	0	0	0	0	0	0	0	0	0
FULTON											
CIRCUIT	0	0	0	0	0	0	0	0	0	1	0
COUNTY	0	0	0	0	0	0	0	0	0	0	0
TOTAL-COURTS OF RECORD:	0	0	0	0	0	0	0	0	0	1	0
GRAND TOTAL:	0	0	0	0	0	0	0	0	0	1	0
GIBSON											
CIRCUIT	0	0	0	0	0	0	0	0	0	1	0
SUPERIOR	0	0	0	0	0	0	0	0	0	0	0
TOTAL-COURTS OF RECORD:	0	0	0	0	0	0	0	0	0	1	0
GRAND TOTAL:	0	0	0	0	0	0	0	0	0	1	0
GRANT											
CIRCUIT	0	0	0	0	0	0	0	0	0	0	0
SUPERIOR 1	0	0	0	0	0	0	0	0	0	0	0
SUPERIOR 2	0	0	0	0	0	0	0	0	0	0	0
COUNTY	0	0	0	0	0	0	0	0	0	0	0
TOTAL-COURTS OF RECORD:	0	0	0	0	0	0	0	0	0	0	0
GAS CITY	0	0	0	0	0	0	0	0	0	0	0
MARION CITY	0	0	0	0	1	0	0	0	0	0	0
TOTAL-CITY AND TOWN:	0	0	0	0	1	0	0	0	0	0	0
GRAND TOTAL:	0	0	0	0	1	0	0	0	0	0	0
GREENE											
CIRCUIT	0	0	0	0	0	0	0	0	0	1	0
SUPERIOR	0	0	0	0	21	0	0	0	0	0	0
TOTAL-COURTS OF RECORD:	0	0	0	0	21	0	0	0	0	1	0
GRAND TOTAL:	0	0	0	0	21	0	0	0	0	1	0
HAMILTON											
CIRCUIT	0	0	0	0	0	0	0	1	1	1	0

CASES VENUED OUT

233

--- CIVIL ---

CP	CT	SC	DR	RS	MH	AD	ES	GU	TR	MI	TOTAL
1	0	0	0	0	0	0	0	0	0	0	1
9	11	0	6	0	0	0	0	0	0	0	26
9	11	0	6	0	0	0	0	0	0	0	26
15	0	0	10	0	0	0	0	0	0	0	25
6	0	0	8	0	0	0	0	0	0	0	14
0	0	0	0	0	0	0	0	0	0	0	0
21	0	0	18	0	0	0	0	0	0	0	39
21	0	0	18	0	0	0	0	0	0	0	39
5	2	0	3	0	0	0	0	0	0	0	10
5	2	0	3	0	0	0	0	0	0	0	10
0	0	0	0	0	0	0	0	0	0	0	0
0	0	0	0	0	0	0	0	0	0	0	0
5	2	0	3	0	0	0	0	0	0	0	10
17	0	0	0	0	0	0	0	0	0	0	17
17	0	0	0	0	0	0	0	0	0	0	17
17	0	0	0	0	0	0	0	0	0	0	17
14	3	0	3	0	0	0	0	0	0	0	21
0	0	0	0	0	0	0	0	0	0	0	0
14	3	0	3	0	0	0	0	0	0	0	21
14	3	0	3	0	0	0	0	0	0	0	21
8	8	0	1	0	0	0	0	0	0	0	18
3	1	0	1	0	0	0	0	0	0	0	5
11	9	0	2	0	0	0	0	0	0	0	23
11	9	0	2	0	0	0	0	0	0	0	23
23	2	0	3	0	0	0	0	0	0	0	28
7	3	0	6	0	0	0	0	0	0	0	16
3	1	0	0	0	0	0	0	0	0	0	4
0	0	0	0	0	0	0	0	0	0	0	0
33	6	0	9	0	0	0	0	0	0	0	48
0	0	0	0	0	0	0	0	0	0	0	0
0	0	0	0	0	0	0	0	0	0	0	1
0	0	0	0	0	0	0	0	0	0	0	1
33	6	0	9	0	0	0	0	0	0	0	49
3	0	0	0	0	0	0	0	0	0	0	4
8	3	1	2	0	0	0	0	0	0	0	35
11	3	1	2	0	0	0	0	0	0	0	39
11	3	1	2	0	0	0	0	0	0	0	39
12	16	0	4	0	1	0	0	0	0	0	36

234

CF CM PC1 MC IF OV JC JD JS JP JM

[illegible]

235

- - - C I V I L - - -

[illegible]

236

•

[illegible]

237

CP	CT	SC	DR	RS	MH	AD	ES	GU	TR	MI	TOTAL
18 0 0 18	5 0 0 5	0 0 0 0	6 0 0 6	0 0 0 0	0 0 0 0	0 0 0 0	0 0 0 0	0 0 0 0	0 0 0 0	0 0 0 0	29 0 0 29
12 5 17 17	5 9 14 14	0 1 1 1	2 2 4 4	0 0 0 0	0 0 0 0	0 0 0 0	0 0 0 0	0 0 0 0	0 0 0 0	1 0 1 1	20 17 37 37
3 13 3 19 0 0 0 19	2 13 2 17 0 0 0 17	0 1 0 1 0 0 0 1	0 1 1 2 0 0 0 2	0 0 0 0 0 0 0 0	0 0 0 0 0 0 0 0	0 0 0 0 0 0 0 0	0 0 0 0 0 0 0 0	0 0 0 0 0 0 0 0	0 0 0 0 0 0 0 0	0 0 1 1 0 0 0 1	5 29 7 41 0 0 0 41
5 4 9 0 0 0 0 9	3 3 6 0 0 0 0 6	0 0 0 0 0 0 0 0	4 5 9 0 0 0 0 9	0 0 0 0 0 0 0 0	0 0 0 0 0 0 0 0	0 0 0 0 0 0 0 0	0 0 0 0 0 0 0 0	0 0 0 0 0 0 0 0	0 0 0 0 0 0 0 0	0 1 1 0 0 0 0 1	12 13 25 0 0 0 0 25
6 0 6 6	1 0 1 1	0 0 0 0	2 0 2 2	0 0 0 0	0 0 0 0	0 0 0 0	0 0 0 0	0 0 0 0	0 0 0 0	0 0 0 0	9 0 9 9
24 24 0 0 24	2 2 0 0 2	0 0 0 0 0	8 8 0 0 8	0 0 0 0 0	0 0 0 0 0	0 0 0 0 0	0 0 0 0 0	0 0 0 0 0	0 0 0 0 0	0 0 0 0 0	36 36 0 0 36
4 17 7 28 0 0 0 0	5 27 7 39 0 0 0 0	0 0 0 0 0 0 0 0	0 6 4 10 0 0 0 0	0 0 0 0 0 0 0 0	0 0 0 0 0 0 0 0	0 0 0 0 0 0 0 0	0 0 0 0 0 0 0 0	0 0 0 0 0 0 0 0	0 0 0 2 0 0 0 0	0 2 0 2 0 0 0 0	9 52 18 79 0 0 0 0

238

.

[illegible]

CASES VENUED OUT

239

--- CIVIL ---

CP	CT	SC	DR	RS	MH	AD	ES	GU	TR	MI	TOTAL
28	39	0	10	0	0	0	0	0	0	2	79
21	3	0	0	0	1	0	0	0	0	1	26
8	0	0	2	0	0	0	0	0	0	0	10
1	0	1	0	0	0	0	0	0	0	0	2
30	3	1	2	0	1	0	0	0	0	1	38
0	0	0	0	0	0	0	0	0	0	0	1
0	0	0	0	0	0	0	0	0	0	0	1
30	3	1	2	0	1	0	0	0	0	1	39
36	7	0	9	0	0	0	0	0	0	0	53
4	7	0	2	0	0	0	0	0	0	0	16
0	0	1	0	0	0	0	0	0	0	0	1
40	14	1	11	0	0	0	0	0	0	0	70
40	14	1	11	0	0	0	0	0	0	0	70
7	4	0	5	0	0	0	0	0	0	0	16
2	1	1	1	0	0	0	0	0	0	0	5
9	5	1	6	0	0	0	0	0	0	0	21
9	5	1	6	0	0	0	0	0	0	0	21
72	306	0	3	0	0	0	0	0	0	5	386
22	68	0	2	0	0	0	0	0	0	2	94
86	58	0	10	0	0	0	0	0	0	1	155
89	170	0	8	0	0	0	0	0	0	0	267
35	79	0	8	0	0	0	0	0	0	0	122
29	161	0	21	0	0	0	0	0	0	2	213
0	0	0	0	0	0	0	0	0	0	0	3
0	0	0	0	0	0	0	0	0	0	0	0
0	0	0	0	0	0	0	0	0	0	0	0
0	0	0	0	0	0	0	0	0	0	0	0
0	0	0	0	0	0	0	0	0	0	0	0
0	1	0	1	0	0	0	0	0	0	0	2
0	0	0	0	0	0	0	0	0	0	0	0
0	0	0	0	0	0	0	0	0	0	0	0
333	843	0	53	0	0	0	0	0	0	10	1,242
0	0	0	0	0	0	0	0	0	0	0	0
0	0	0	0	0	0	0	0	0	0	0	16
0	0	0	0	0	0	0	0	0	0	0	0
4	0	0	0	0	0	0	0	0	0	0	11
0	0	0	0	0	0	0	0	0	0	0	0
0	0	0	0	0	0	0	0	0	0	0	0
0	0	0	0	0	0	0	0	0	0	0	0
4	0	0	0	0	0	0	0	0	0	0	27
337	843	0	53	0	0	0	0	0	0	10	1,269
17	13	0	2	0	0	0	0	0	0	1	34

240

CF CM PC1 MC IF OV JC JD JS JP JM

[illegible]

243

- - - C I V I L - - -

[illegible]

242

CF CM PC1 MC IF OV JC JD JS JP JM

[illegible]

CASES VENUED OUT

243

--- CIVIL ---

CP	CT	SC	DR	RS	MH	AD	ES	GU	TR	MI	TOTAL
12	0	0	0	0	0	0	0	0	0	0	12
20	0	0	0	0	0	0	0	0	0	0	20
0	0	0	0	0	0	0	0	0	0	0	0
0	0	0	0	0	0	0	0	0	0	0	0
0	0	0	0	0	0	0	0	0	0	0	0
2	0	0	0	0	0	0	0	0	0	0	2
0	0	0	0	0	0	0	0	0	0	0	0
0	0	0	0	0	0	0	0	0	0	0	0
0	0	0	0	0	0	0	0	0	0	0	0
0	0	0	0	0	0	0	0	0	0	0	0
908	415	0	141	0	0	0	0	1	0	17	1,488
0	0	157	0	0	0	0	0	0	0	0	157
0	0	23	0	0	0	0	0	0	0	0	23
0	0	57	0	0	0	0	0	0	0	0	57
0	0	80	0	0	0	0	0	0	0	0	80
0	0	11	0	0	0	0	0	0	0	0	11
0	0	106	0	0	0	0	0	0	0	0	106
0	0	36	0	0	0	0	0	0	0	0	36
0	0	48	0	0	0	0	0	0	0	0	48
0	0	518	0	0	0	0	0	0	0	0	518
908	415	518	141	0	0	0	0	1	0	17	2,006
5	6	0	0	0	0	0	0	0	0	0	11
2	8	0	2	0	0	0	0	0	0	0	12
0	0	1	0	0	0	0	0	0	0	0	1
7	14	1	2	0	0	0	0	0	0	0	24
7	14	1	2	0	0	0	0	0	0	0	24
3	8	0	1	0	0	0	0	0	0	0	12
3	8	0	1	0	0	0	0	0	0	0	12
3	8	0	1	0	0	0	0	0	0	0	12
8	0	0	2	0	0	0	0	0	0	0	10
0	0	0	0	0	0	0	0	0	0	0	0
8	0	0	2	0	0	0	0	0	0	0	10
0	0	0	0	0	0	0	0	0	0	0	0
0	0	0	0	0	0	0	0	0	0	0	78
0	0	0	0	0	0	0	0	0	0	0	78
8	0	0	2	0	0	0	0	0	0	0	88
3	6	0	2	0	0	0	0	0	0	0	11
12	18	0	3	0	0	0	0	0	0	0	33
4	30	0	3	0	0	0	0	0	0	0	38
13	21	0	3	0	0	0	0	0	0	0	37
0	0	0	0	0	0	0	0	0	0	0	0
1	2	5	4	0	0	0	0	0	0	0	12
33	77	5	15	0	0	0	0	0	0	0	131
33	77	5	15	0	0	0	0	0	0	0	131
10	0	0	6	0	0	0	0	0	0	1	18

CASES VENUED OUT

244

--- CRIMINAL ---

	CF	CM	PC1	MC	IF	OV	JC	JD	JS	JP	JM
MONTGOMERY											
SUPERIOR	0	0	0	0	0	0	0	0	0	0	0
COUNTY	0	0	0	0	0	0	0	0	0	0	0
TOTAL-COURTS OF RECORD:	0	0	0	0	0	0	0	0	0	1	0
GRAND TOTAL:	0	0	0	0	0	0	0	0	0	1	0
MORGAN											
CIRCUIT	0	0	0	0	0	0	0	0	0	0	0
SUPERIOR	0	0	0	0	0	0	0	0	0	0	0
COUNTY	0	0	0	0	0	0	0	0	0	0	0
TOTAL-COURTS OF RECORD:	0	0	0	0	0	0	0	0	0	0	0
MARTINSVILLE CITY	0	0	0	0	0	0	0	0	0	0	0
MOORESVILLE TOWN	0	0	0	0	0	0	0	0	0	0	0
TOTAL-CITY AND TOWN:	0	0	0	0	0	0	0	0	0	0	0
GRAND TOTAL:	0	0	0	0	0	0	0	0	0	0	0
NEWTON											
CIRCUIT	0	0	0	0	0	0	0	0	0	0	0
SUPERIOR	0	0	0	0	0	0	0	0	0	0	0
TOTAL-COURTS OF RECORD:	0	0	0	0	0	0	0	0	0	0	0
GRAND TOTAL:	0	0	0	0	0	0	0	0	0	0	0
NOBLE											
CIRCUIT	0	0	0	0	0	0	0	0	0	0	0
SUPERIOR	0	0	0	0	0	0	0	0	0	0	0
COUNTY	0	0	0	0	0	0	0	0	0	0	0
TOTAL-COURTS OF RECORD:	0	0	0	0	0	0	0	0	0	0	0
CROMWELL TOWN	0	0	0	0	0	0	0	0	0	0	0
TOTAL-CITY AND TOWN:	0	0	0	0	0	0	0	0	0	0	0
GRAND TOTAL:	0	0	0	0	0	0	0	0	0	0	0
OHIO											
CIRCUIT	0	0	0	0	0	0	0	0	0	0	0
SUPERIOR	0	0	0	0	0	0	0	0	0	0	0
TOTAL-COURTS OF RECORD:	0	0	0	0	0	0	0	0	0	0	0
GRAND TOTAL:	0	0	0	0	0	0	0	0	0	0	0
ORANGE											
CIRCUIT	0	0	0	0	0	0	0	0	0	0	0
COUNTY	0	0	0	0	0	0	0	0	0	0	0
TOTAL-COURTS OF RECORD:	0	0	0	0	0	0	0	0	0	0	0
GRAND TOTAL:	0	0	0	0	0	0	0	0	0	0	0
OWEN											
CIRCUIT	0	0	0	0	0	0	0	0	0	0	0
TOTAL-COURTS OF RECORD:	0	0	0	0	0	0	0	0	0	0	0
GRAND TOTAL:	0	0	0	0	0	0	0	0	0	0	0
PARKE											
CIRCUIT	0	0	0	0	0	0	0	0	0	0	0
TOTAL-COURTS OF RECORD:	0	0	0	0	0	0	0	0	0	0	0
GRAND TOTAL:	0	0	0	0	0	0	0	0	0	0	0
PERRY											
CIRCUIT	0	0	0	0	37	0	0	0	0	0	0

CASES VENUED OUT

245

--- CIVIL ---

CP	CT	SC	DR	RS	MH	AD	ES	CU	TR	MI	TOTAL
7	1	0	7	0	0	0	0	0	0	0	15
0	0	0	0	0	0	0	0	0	0	0	0
17	1	0	13	0	0	0	0	0	0	1	33
17	1	0	13	0	0	0	0	0	0	1	33
12	17	0	4	0	0	2	0	0	0	0	35
18	2	0	4	0	0	0	0	0	1	0	25
0	0	0	0	0	0	0	0	0	0	0	0
30	19	0	8	0	0	2	0	0	1	0	60
0	0	0	0	0	0	0	0	0	0	0	0
0	0	0	0	0	0	0	0	0	0	0	0
0	0	0	0	0	0	0	0	0	0	0	0
30	19	0	8	0	0	2	0	0	1	0	60
4	1	0	4	1	0	0	0	0	0	0	10
0	0	0	0	0	0	0	0	0	0	0	0
4	1	0	4	1	0	0	0	0	0	0	10
4	1	0	4	1	0	0	0	0	0	0	10
9	4	0	2	0	0	0	0	0	0	0	15
4	3	0	2	0	0	0	0	0	0	0	9
0	0	1	0	0	0	0	0	0	0	0	1
13	7	1	4	0	0	0	0	0	0	0	25
0	0	0	0	0	0	0	0	0	0	0	0
0	0	0	0	0	0	0	0	0	0	0	0
13	7	1	4	0	0	0	0	0	0	0	25
2	0	0	0	0	0	0	0	0	0	0	2
1	1	0	1	0	0	0	0	0	0	0	3
3	1	0	1	0	0	0	0	0	0	0	5
3	1	0	1	0	0	0	0	0	0	0	5
10	2	0	1	0	0	0	0	0	0	0	13
0	0	0	0	0	0	0	0	0	0	0	0
10	2	0	1	0	0	0	0	0	0	0	13
10	2	0	1	0	0	0	0	0	0	0	13
11	2	0	0	0	0	1	0	0	0	0	14
11	2	0	0	0	0	1	0	0	0	0	14
11	2	0	0	0	0	1	0	0	0	0	14
19	2	0	5	0	0	0	0	0	0	0	26
19	2	0	5	0	0	0	0	0	0	0	26
19	2	0	5	0	0	0	0	0	0	0	26
7	0	0	6	0	0	0	0	0	0	0	50

246

CF CM PC1 MC IF OV JC JD JS JP JM

[illegible]

CASES VENUED OUT

247

- - - C I V I L - - -

[illegible]

248

•

[illegible]

CASES VENUED OUT

249

- - - C I V I L - - -

[illegible]

250

•

[illegible]

CASES VENUED OUT

251

--- CIVIL ---

CP	CT	SC	DR	RS	MH	AD	ES	GU	TR	MI	TOTAL
11	1	1	4	0	0	0	0	0	0	0	17
11	1	1	4	0	0	0	0	0	0	0	17
11	1	1	4	0	0	0	0	0	0	0	17
1	1	0	0	0	0	0	0	0	0	0	2
1	2	0	1	0	0	0	0	0	0	0	4
2	3	0	1	0	0	0	0	0	0	0	6
2	3	0	1	0	0	0	0	0	0	0	6
24	6	0	8	0	0	0	0	0	0	0	39
23	5	0	18	0	0	0	0	0	0	0	46
4	0	0	0	0	0	0	0	0	0	0	4
0	0	0	0	0	0	0	0	0	0	0	1
0	0	0	0	0	0	0	0	0	0	0	0
0	0	0	0	0	0	0	0	0	0	0	0
51	11	0	26	0	0	0	0	0	0	0	90
0	0	0	0	0	0	0	0	0	0	0	0
0	0	0	0	0	0	0	0	0	0	0	0
51	11	0	26	0	0	0	0	0	0	0	90
11	5	0	2	0	0	0	0	0	0	0	18
11	5	0	2	0	0	0	0	0	0	0	18
0	0	0	0	0	0	0	0	0	0	0	0
0	0	0	0	0	0	0	0	0	0	0	2
0	0	0	0	0	0	0	0	0	0	0	2
11	5	0	2	0	0	0	0	0	0	0	20
2	1	0	2	0	0	0	0	0	0	0	5
2	1	0	2	0	0	0	0	0	0	0	5
2	1	0	2	0	0	0	0	0	0	0	5
13	6	0	0	0	0	0	0	0	0	0	19
36	39	0	28	0	0	0	0	0	0	2	105
49	45	0	28	0	0	0	0	0	0	2	124
49	45	0	28	0	0	0	0	0	0	2	124
16	6	0	4	0	0	0	0	0	0	0	26
16	6	0	4	0	0	0	0	0	0	0	26
0	0	0	0	0	0	0	0	0	0	0	0
0	0	0	0	0	0	0	0	0	0	0	0
16	6	0	4	0	0	0	0	0	0	0	26
24	18	0	4	78	0	2	0	0	0	1	127
51	86	0	7	0	0	0	0	0	0	0	144
17	36	0	15	0	1	0	0	0	0	0	69

252

CF CM PC1 MC IF OV JC JD JS JP JM

[illegible]

CASES VENUED OUT

253

--- CIVIL ---

CP	CT	SC	DR	RS	MH	AD	ES	GU	TR	MI	TOTAL
0	0	0	0	0	0	0	0	0	0	0	0
0	0	0	0	0	0	0	0	0	0	0	2
1	0	0	0	0	0	0	0	0	0	0	1
93	140	0	26	78	1	2	0	0	0	1	343
0	0	0	0	0	0	0	0	0	0	0	0
0	0	0	0	0	0	0	0	0	0	0	0
93	140	0	26	78	1	2	0	0	0	1	343
27	6	0	4	0	0	0	0	0	0	0	37
0	0	0	0	0	0	0	0	0	0	0	0
27	6	0	4	0	0	0	0	0	0	0	37
0	0	0	0	0	0	0	0	0	0	0	0
0	0	0	0	0	0	0	0	0	0	0	0
0	0	0	0	0	0	0	0	0	0	0	0
27	6	0	4	0	0	0	0	0	0	0	37
2	2	0	0	0	0	0	0	0	0	0	4
2	2	0	0	0	0	0	0	0	0	0	4
2	2	0	0	0	0	0	0	0	0	0	4
23	7	0	4	0	0	0	0	0	0	0	34
11	1	0	6	0	0	0	0	0	0	0	18
34	8	0	10	0	0	0	0	0	0	0	52
34	8	0	10	0	0	0	0	0	0	0	52
1	1	0	0	0	0	0	0	0	0	0	3
11	2	1	3	0	0	0	0	0	0	0	17
12	3	1	3	0	0	0	0	0	0	0	20
12	3	1	3	0	0	0	0	0	0	0	20
5	8	0	0	0	0	0	0	0	0	1	16
3	10	0	1	1	0	0	0	0	1	2	18
2	7	0	1	0	0	0	0	0	0	0	10
0	0	0	0	0	0	0	0	0	0	0	0
10	25	0	2	1	0	0	0	0	1	3	44
0	0	0	0	0	0	0	0	0	0	0	0
0	0	0	0	0	0	0	0	0	0	0	0
10	25	0	2	1	0	0	0	0	1	3	44
9	3	0	2	0	0	0	0	1	0	0	16
6	0	0	0	0	0	0	0	0	0	0	6
15	3	0	2	0	0	0	0	1	0	0	22
0	0	0	0	0	0	0	0	0	0	0	0
0	0	0	0	0	0	0	0	0	0	0	0
15	3	0	2	0	0	0	0	1	0	0	22
6	5	0	5	0	0	0	0	0	0	0	16

254

- - - C R I M I N A L - - -

[illegible]

CASES VENUED OUT

255

--- CIVIL ---

CP	CT	SC	DR	RS	MH	AD	ES	GU	TR	MI	TOTAL
5	1	2	0	0	0	0	0	0	0	0	8
11	6	2	5	0	0	0	0	0	0	0	24
0	0	0	0	0	0	0	0	0	0	0	0
0	0	0	0	0	0	0	0	0	0	0	0
11	6	2	5	0	0	0	0	0	0	0	24
4	2	0	2	0	0	0	0	0	0	0	8
5	0	0	0	0	0	0	0	0	0	0	5
9	2	0	2	0	0	0	0	0	0	0	13
9	2	0	2	0	0	0	0	0	0	0	13

CASES VENUED OUT

256

--- CRIMINAL ---

	CF	CM	PC1	MC	IF	OV	JC	JD	JS	JP	JM
TOTALS FOR SUPERIOR AND CIRCUIT COURTS	14	2	0	0	58	0	4	12	1	45	1
TOTALS FOR COUNTY AND MUNICIPAL COURTS	0	4	0	0	0	0	0	0	0	0	0
TOTALS FOR SMALL CLAIM COURTS	0	0	0	0	0	0	0	0	0	0	0
TOTALS FOR CITY AND TOWN COURTS	0	40	0	0	96	0	0	0	0	0	0
TOTALS FOR ALL COURTS	14	46	0	0	154	0	4	12	1	45	1

CASES VENUED OUT

257

--- CIVIL ---

CP	CT	SC	DR	RS	MH	AD	ES	GU	TR	MI	TOTAL
3,283	2,511	42	859	91	6	8	5	9	2	47	7,000
52	0	7	0	0	0	0	0	0	0	0	63
0	0	518	0	0	0	0	0	0	0	0	518
4	0	0	0	0	0	0	0	0	0	0	140
3,339	2,511	567	859	91	6	8	5	9	2	47	7,721

CASES TRANSFERRED OUT

258

--- CRIMINAL ---

	CF	CM	PC1	MC	IF	OV	JC	JD	JS	JP	JM
ADAMS											
CIRCUIT	0	0	0	0	0	0	0	1	0	0	0
SUPERIOR	30	24	0	0	0	0	0	0	0	0	0
TOTAL-COURTS OF RECORD:	30	24	0	0	0	0	0	1	0	0	0
GRAND TOTAL:	30	24	0	0	0	0	0	1	0	0	0
ALLEN											
CIRCUIT	1	2	0	0	0	0	0	0	0	0	0
SUPERIOR	0	0	0	0	0	0	1	0	0	12	0
TOTAL-COURTS OF RECORD:	1	2	0	0	0	0	1	0	0	12	0
GRAND TOTAL:	1	2	0	0	0	0	1	0	0	12	0
BARTHOLOMEW											
CIRCUIT	0	0	0	0	0	0	0	0	0	0	0
SUPERIOR 1	0	0	0	0	0	0	0	0	0	0	0
SUPERIOR 2	1	12	0	0	0	0	0	0	0	0	0
TOTAL-COURTS OF RECORD:	1	12	0	0	0	0	0	0	0	0	0
GRAND TOTAL:	1	12	0	0	0	0	0	0	0	0	0
BENTON											
CIRCUIT	0	0	0	0	0	0	0	0	0	0	0
TOTAL-COURTS OF RECORD:	0	0	0	0	0	0	0	0	0	0	0
GRAND TOTAL:	0	0	0	0	0	0	0	0	0	0	0
BLACKFORD											
CIRCUIT	0	0	0	0	0	0	0	0	0	0	0
COUNTY	0	6	0	0	0	0	0	0	0	0	0
TOTAL-COURTS OF RECORD:	0	6	0	0	0	0	0	0	0	0	0
MONTPELIER CITY	0	0	0	0	8	0	0	0	0	0	0
TOTAL-CITY AND TOWN:	0	0	0	0	8	0	0	0	0	0	0
GRAND TOTAL:	0	6	0	0	8	0	0	0	0	0	0
BOONE											
CIRCUIT	0	0	0	0	0	0	0	0	0	0	0
SUPERIOR 1	0	0	0	0	0	0	0	0	0	0	0
SUPERIOR 2	0	3	0	0	0	0	0	0	0	0	0
TOTAL-COURTS OF RECORD:	0	3	0	0	0	0	0	0	0	0	0
LEBANON CITY	0	0	0	0	0	0	0	0	0	0	0
THORNTOWN TOWN	0	2	0	0	1	0	0	0	0	0	0
ZIONSVILLE TOWN	0	0	0	0	0	0	0	0	0	0	0
JAMESTOWN TOWN	0	0	0	0	0	0	0	0	0	0	0
WHITESTOWN TOWN	0	0	0	0	0	0	0	0	0	0	0
TOTAL-CITY AND TOWN:	0	2	0	0	1	0	0	0	0	0	0
GRAND TOTAL:	0	5	0	0	1	0	0	0	0	0	0
BROWN											
CIRCUIT	0	1	0	0	0	0	0	0	0	0	0
TOTAL-COURTS OF RECORD:	0	1	0	0	0	0	0	0	0	0	0
GRAND TOTAL:	0	1	0	0	0	0	0	0	0	0	0
CARROLL											
CIRCUIT	0	0	0	0	0	0	0	0	0	2	0
SUPERIOR	0	0	0	0	1	0	0	2	0	0	0

CASES TRANSFERRED OUT

259

- - - C I V I L - - -

[illegible]

CASES TRANSFERRED OUT

260

--- CRIMINAL ---

	CF	CM	PC1	MC	IF	OV	JC	JD	JS	JP	JM
CARROLL											
TOTAL-COURTS OF RECORD:	0	0	0	0	1	0	0	2	0	2	0
DELPHI CITY	0	0	0	0	54	0	0	0	0	0	0
BURLINGTON TOWN	0	0	0	0	5	0	0	0	0	0	0
TOTAL-CITY AND TOWN:	0	0	0	0	59	0	0	0	0	0	0
GRAND TOTAL:	0	0	0	0	60	0	0	2	0	2	0
CASS											
CIRCUIT	0	0	0	0	0	0	0	5	0	0	0
SUPERIOR	0	0	0	0	0	0	0	0	0	0	0
TOTAL-COURTS OF RECORD:	0	0	0	0	0	0	0	5	0	0	0
GRAND TOTAL:	0	0	0	0	0	0	0	5	0	0	0
CLARK											
CIRCUIT	0	0	0	0	0	0	0	0	0	0	0
SUPERIOR 1	0	0	0	0	0	0	0	0	0	3	0
SUPERIOR 2	0	0	0	0	0	0	0	0	0	0	0
COUNTY	1	0	0	0	0	0	0	0	0	0	0
TOTAL-COURTS OF RECORD:	1	0	0	0	0	0	0	0	0	3	0
CHARLESTOWN CITY	0	0	0	4	0	0	0	0	0	0	0
JEFFERSONVILLE CITY	0	0	0	0	0	0	0	0	0	0	0
CLARKSVILLE TOWN	0	0	0	0	0	0	0	0	0	0	0
TOTAL-CITY AND TOWN:	0	0	0	4	0	0	0	0	0	0	0
GRAND TOTAL:	1	0	0	4	0	0	0	0	0	3	0
CLAY											
CIRCUIT	0	0	0	0	0	0	0	1	0	0	0
SUPERIOR	0	0	0	0	0	0	0	0	0	0	0
TOTAL-COURTS OF RECORD:	0	0	0	0	0	0	0	1	0	0	0
GRAND TOTAL:	0	0	0	0	0	0	0	1	0	0	0
CLINTON											
CIRCUIT	0	0	0	0	0	0	0	0	0	0	0
SUPERIOR	0	1	0	0	0	0	0	0	0	0	0
TOTAL-COURTS OF RECORD:	0	1	0	0	0	0	0	0	0	0	0
FRANKFORT CITY	0	0	0	0	0	0	0	0	0	0	0
TOTAL-CITY AND TOWN:	0	0	0	0	0	0	0	0	0	0	0
GRAND TOTAL:	0	1	0	0	0	0	0	0	0	0	0
CRAWFORD											
CIRCUIT	0	0	0	0	1	0	0	0	0	0	0
TOTAL-COURTS OF RECORD:	0	0	0	0	1	0	0	0	0	0	0
GRAND TOTAL:	0	0	0	0	1	0	0	0	0	0	0
DAVISS											
CIRCUIT	0	0	0	0	0	0	0	1	0	0	0
SUPERIOR	0	0	0	1	0	0	0	0	0	0	0
TOTAL-COURTS OF RECORD:	0	0	0	1	0	0	0	1	0	0	0
GRAND TOTAL:	0	0	0	1	0	0	0	1	0	0	0
DEARBORN											
CIRCUIT	0	0	0	0	0	0	0	0	0	0	0
COUNTY	0	4	0	36	0	0	0	0	0	0	0

CASES TRANSFERRED OUT

261

- - - C I V I L - - -

[illegible]

CASES TRANSFERRED OUT

263

--- CIVIL ---

CP	CT	SC	DR	RS	MH	AD	ES	GU	TR	MI	TOTAL
0	4	0	1	0	0	0	0	0	0	0	45
0	0	0	0	0	0	0	0	0	0	0	21
0	0	0	0	0	0	0	0	0	0	0	5
0	0	0	0	0	0	0	0	0	0	0	26
0	4	0	1	0	0	0	0	0	0	0	71
1	0	0	1	3	0	0	0	0	0	0	5
0	0	1	0	0	0	0	0	0	0	0	1
1	0	1	1	3	0	0	0	0	0	0	6
1	0	1	1	3	0	0	0	0	0	0	6
0	0	0	0	0	0	0	0	0	0	0	0
0	0	2	0	0	0	0	0	0	0	0	3
0	0	2	0	0	0	0	0	0	0	0	3
0	0	0	0	0	0	0	0	0	0	0	1
0	0	0	0	0	0	0	0	0	0	0	1
0	0	2	0	0	0	0	0	0	0	0	4
2	0	0	2	0	0	0	1	2	1	0	11
4	2	0	0	0	0	0	0	0	0	0	11
0	0	0	0	0	0	0	0	0	0	0	0
0	0	2	1	0	0	0	0	0	0	0	53
1	0	2	2	0	0	0	0	0	0	0	30
7	2	4	5	0	0	0	1	2	1	0	105
0	0	0	0	0	0	0	0	0	0	0	198
0	0	0	0	0	0	0	0	0	0	0	13
0	0	0	0	0	0	0	0	0	0	0	211
7	2	4	5	0	0	0	1	2	1	0	316
0	0	0	0	0	0	0	0	0	0	0	1
0	0	1	1	0	0	0	0	0	0	0	14
0	0	1	1	0	0	0	0	0	0	0	15
0	0	1	1	0	0	0	0	0	0	0	15
7	1	0	6	0	0	1	0	0	0	0	20
2	3	0	11	0	0	0	0	1	0	0	18
2	0	0	3	0	0	0	0	1	0	1	8
1	1	0	3	3	1	0	0	0	0	1	17
2	0	3	0	0	0	0	0	0	0	0	7
3	0	5	0	0	0	0	0	0	0	2	14
17	5	8	23	3	1	1	0	2	0	4	84
0	0	0	0	0	0	0	0	0	0	0	25
0	0	0	0	0	0	0	0	0	0	0	8
0	0	0	0	0	0	0	0	0	0	0	7
0	0	0	0	0	0	0	0	0	0	0	40
17	5	8	23	3	1	1	0	2	0	4	124
1	1	0	7	4	0	0	0	0	0	0	22

CASES TRANSFERRED OUT

264

- - - CRIMINAL - - -

	CF	CM	PC1	MC	IF	OV	JC	JD	JS	JP	JM
FAYETTE											
SUPERIOR	0	0	0	0	0	0	0	0	0	0	0
TOTAL-COURTS OF RECORD:	2	5	0	0	0	0	0	0	0	2	0
GRAND TOTAL:	2	5	0	0	0	0	0	0	0	2	0
FLOYD											
CIRCUIT	0	0	0	0	0	0	0	0	0	0	0
SUPERIOR	0	0	0	0	0	0	0	0	0	0	0
COUNTY	0	0	0	0	0	0	0	0	0	0	0
TOTAL-COURTS OF RECORD:	0	0	0	0	0	0	0	0	0	0	0
GRAND TOTAL:	0	0	0	0	0	0	0	0	0	0	0
FOUNTAIN											
CIRCUIT	0	0	0	0	4	0	0	0	0	0	0
TOTAL-COURTS OF RECORD:	0	0	0	0	4	0	0	0	0	0	0
ATTICA CITY	0	5	0	0	0	0	0	0	0	0	0
TOTAL-CITY AND TOWN:	0	5	0	0	0	0	0	0	0	0	0
GRAND TOTAL:	0	5	0	0	4	0	0	0	0	0	0
FRANKLIN											
CIRCUIT	0	0	0	0	0	0	0	0	0	0	0
TOTAL-COURTS OF RECORD:	0	0	0	0	0	0	0	0	0	0	0
GRAND TOTAL:	0	0	0	0	0	0	0	0	0	0	0
FULTON											
CIRCUIT	0	0	0	0	0	0	0	0	0	0	0
COUNTY	0	0	0	0	0	0	0	0	0	0	0
TOTAL-COURTS OF RECORD:	0	0	0	0	0	0	0	0	0	0	0
GRAND TOTAL:	0	0	0	0	0	0	0	0	0	0	0
GIBSON											
CIRCUIT	0	0	0	0	0	0	0	1	0	1	0
SUPERIOR	0	0	0	0	0	0	0	0	0	0	0
TOTAL-COURTS OF RECORD:	0	0	0	0	0	0	0	1	0	1	0
GRAND TOTAL:	0	0	0	0	0	0	0	1	0	1	0
GRANT											
CIRCUIT	0	0	0	0	0	0	0	0	0	0	0
SUPERIOR 1	0	0	0	0	0	0	0	0	0	0	0
SUPERIOR 2	0	0	0	0	0	0	0	0	0	0	0
COUNTY	0	0	0	0	0	0	0	0	0	0	0
TOTAL-COURTS OF RECORD:	0	0	0	0	0	0	0	0	0	0	0
GAS CITY	0	0	0	0	0	0	0	0	0	0	0
MARION CITY	0	8	0	0	0	0	0	0	0	0	0
TOTAL-CITY AND TOWN:	0	8	0	0	0	0	0	0	0	0	0
GRAND TOTAL:	0	8	0	0	0	0	0	0	0	0	0
GREENE											
CIRCUIT	0	0	0	0	0	0	0	0	0	0	0
SUPERIOR	1	0	0	0	0	0	0	0	0	0	0
TOTAL-COURTS OF RECORD:	1	0	0	0	0	0	0	0	0	0	0
GRAND TOTAL:	1	0	0	0	0	0	0	0	0	0	0
HAMILTON											
CIRCUIT	0	0	0	0	0	0	0	5	0	3	0

CASES TRANSFERRED OUT

265

--- CIVIL ---

CP	CT	SC	DR	RS	MH	AD	ES	GU	TR	MI	TOTAL
0	0	0	0	0	0	0	0	0	0	0	0
1	1	0	7	4	0	0	0	0	0	0	22
1	1	0	7	4	0	0	0	0	0	0	22
0	0	0	0	0	0	0	21	0	0	0	21
4	0	0	0	0	0	0	7	0	0	0	11
0	0	0	0	0	0	0	0	0	0	0	0
4	0	0	0	0	0	0	28	0	0	0	32
4	0	0	0	0	0	0	28	0	0	0	32
0	0	1	0	0	0	0	0	0	0	0	5
0	0	1	0	0	0	0	0	0	0	0	5
0	0	0	0	0	0	0	0	0	0	0	5
0	0	0	0	0	0	0	0	0	0	0	5
0	0	1	0	0	0	0	0	0	0	0	10
3	0	18	5	0	0	0	0	0	0	0	26
3	0	18	5	0	0	0	0	0	0	0	26
3	0	18	5	0	0	0	0	0	0	0	26
0	0	0	0	0	0	0	0	0	0	0	0
0	0	0	0	0	0	0	0	0	0	0	0
0	0	0	0	0	0	0	0	0	0	0	0
0	0	0	0	0	0	0	0	0	0	0	0
2	2	0	2	30	0	1	0	0	0	0	39
0	0	1	0	0	0	0	0	0	0	0	1
2	2	1	2	30	0	1	0	0	0	0	40
2	2	1	2	30	0	1	0	0	0	0	40
0	0	0	2	0	0	0	0	0	0	0	2
0	0	0	0	0	0	0	0	0	0	0	0
1	0	0	1	0	0	0	1	1	0	0	4
0	0	0	0	0	0	0	0	0	0	0	0
1	0	0	3	0	0	0	1	1	0	0	6
0	0	0	0	0	0	0	0	0	0	0	0
0	0	0	0	0	0	0	0	0	0	0	8
0	0	0	0	0	0	0	0	0	0	0	8
1	0	0	3	0	0	0	1	1	0	0	14
1	0	0	1	0	0	0	0	0	0	0	2
2	0	1	1	0	0	0	0	0	0	0	5
3	0	1	2	0	0	0	0	0	0	0	7
3	0	1	2	0	0	0	0	0	0	0	7
12	6	0	6	0	1	0	0	0	0	1	34

266

CF CM PC1 MC IF OV JC JD JS JP JM

[illegible]

CASES TRANSFERRED OUT

268

- - - CRIMINAL - - -

	CF	CM	PC1	MC	IF	OV	JC	JD	JS	JP	JM
HUNTINGTON											
TOTAL-COURTS OF RECORD:	0	0	0	0	0	0	0	1	0	0	0
ROANOKE TOWN	0	0	0	0	11	0	0	0	0	0	0
TOTAL-CITY AND TOWN:	0	0	0	0	11	0	0	0	0	0	0
GRAND TOTAL:	0	0	0	0	11	0	0	1	0	0	0
JACKSON											
CIRCUIT	0	0	0	0	0	0	0	0	0	0	0
SUPERIOR	0	0	0	0	0	0	0	0	0	0	0
TOTAL-COURTS OF RECORD:	0	0	0	0	0	0	0	0	0	0	0
GRAND TOTAL:	0	0	0	0	0	0	0	0	0	0	0
JASPER											
CIRCUIT	0	0	0	0	0	0	0	0	0	0	0
SUPERIOR 1	1	0	0	0	0	0	0	0	0	0	0
SUPERIOR 2	12	38	0	0	10	0	0	0	0	0	0
TOTAL-COURTS OF RECORD:	13	38	0	0	10	0	0	0	0	0	0
DEMOTTE TOWN	0	0	0	0	5	0	0	0	0	0	0
WHEATFIELD TOWN	0	0	0	0	0	0	0	0	0	0	0
TOTAL-CITY AND TOWN:	0	0	0	0	5	0	0	0	0	0	0
GRAND TOTAL:	13	38	0	0	15	0	0	0	0	0	0
JAY											
CIRCUIT	0	0	0	0	0	0	0	9	0	1	0
SUPERIOR	1	6	0	0	0	0	0	0	0	0	0
TOTAL-COURTS OF RECORD:	1	6	0	0	0	0	0	9	0	1	0
DUNKIRK CITY	0	0	0	0	0	0	0	0	0	0	0
PORTLAND CITY	0	9	0	0	1	0	0	0	0	0	0
TOTAL-CITY AND TOWN:	0	9	0	0	1	0	0	0	0	0	0
GRAND TOTAL:	1	15	0	0	1	0	0	9	0	1	0
JEFFERSON											
CIRCUIT	0	0	0	0	0	0	0	0	0	0	0
COUNTY	21	0	0	0	0	0	0	0	0	0	0
TOTAL-COURTS OF RECORD:	21	0	0	0	0	0	0	0	0	0	0
GRAND TOTAL:	21	0	0	0	0	0	0	0	0	0	0
JENNINGS											
CIRCUIT	0	1	0	0	0	0	0	0	0	0	0
TOTAL-COURTS OF RECORD:	0	1	0	0	0	0	0	0	0	0	0
NORTH VERNON CITY	0	9	0	0	1	0	0	0	0	0	0
TOTAL-CITY AND TOWN:	0	9	0	0	1	0	0	0	0	0	0
GRAND TOTAL:	0	10	0	0	1	0	0	0	0	0	0
JOHNSON											
CIRCUIT	0	0	0	0	0	0	0	0	0	0	0
SUPERIOR 1	1	10	0	0	0	0	0	0	0	0	0
SUPERIOR 2	0	3	0	0	0	0	0	0	0	0	0
TOTAL-COURTS OF RECORD:	1	13	0	0	0	0	0	0	0	0	0
FRANKLIN CITY	0	213	0	0	53	0	0	0	0	0	0
GREENWOOD CITY	0	110	0	0	13	0	0	0	0	0	0
NEW WHITELAND TOWN	0	131	0	0	9	0	0	0	0	0	0
TOTAL-CITY AND TOWN:	0	454	0	0	75	0	0	0	0	0	0

CASES TRANSFERRED OUT

269

- - - C I V I L - - -

[illegible]

270

[illegible]

CASES TRANSFERRED OUT

271

--- CIVIL ---

CP	CT	SC	DR	RS	MH	AD	ES	GU	TR	MI	TOTAL
2	0	5	13	34	0	0	0	0	0	0	597
1	1	0	2	13	1	0	0	0	0	0	19
0	0	0	1	0	0	0	0	0	0	0	1
0	0	0	0	0	0	0	0	0	0	0	0
1	1	0	3	13	1	0	0	0	0	0	20
0	0	0	0	0	0	0	0	0	0	0	2
0	0	0	0	0	0	0	0	0	0	0	2
1	1	0	3	13	1	0	0	0	0	0	22
1	0	0	1	0	0	0	0	0	0	0	2
0	0	0	0	0	0	0	0	0	0	0	0
0	0	0	0	0	0	0	0	0	0	0	0
1	0	0	1	0	0	0	0	0	0	0	2
1	0	0	1	0	0	0	0	0	0	0	2
0	0	0	0	0	0	0	0	0	0	0	0
0	0	0	0	0	0	0	0	0	0	0	0
0	0	0	0	0	0	0	0	0	0	0	0
0	0	0	0	0	0	0	0	0	0	0	0
381	223	0	1	1	0	0	0	0	0	6	612
49	5	0	134	0	0	0	1,153	336	0	0	1,677
0	0	0	0	0	0	0	111	37	1	0	149
6	1	0	5	0	0	0	0	0	0	0	12
0	0	0	0	0	0	0	0	0	0	0	0
18	0	0	16	0	0	0	0	0	0	0	34
0	0	0	0	0	0	0	0	0	0	0	0
0	0	0	0	0	0	0	0	0	0	0	6
0	0	0	0	0	0	0	0	0	0	0	8
0	0	0	0	0	0	0	0	0	0	0	4
0	0	0	0	0	0	0	0	0	0	0	11
1	0	24	0	0	0	0	0	0	0	0	326
181	0	16	0	0	0	0	0	0	0	0	340
0	0	0	0	0	0	0	0	0	0	0	192
636	229	40	156	1	0	0	1,264	373	1	6	3,371
0	0	0	0	0	0	0	0	0	0	0	21
0	0	0	0	0	0	0	0	0	0	0	0
0	0	0	0	0	0	0	0	0	0	0	0
11	0	0	0	0	0	0	0	0	0	0	64
0	0	0	0	0	0	0	0	0	0	0	21
0	0	0	0	0	0	0	0	0	0	0	10
0	0	0	0	0	0	0	0	0	0	0	4
11	0	0	0	0	0	0	0	0	0	0	120
647	229	40	156	1	0	0	1,264	373	1	6	3,491
2	0	0	4	0	0	0	0	0	0	0	6

273

[illegible]

274

- - - C R I M I N A L - - -

	CF	CM	PCT	MC	IF	OV	JC	JD	JS	JP	JM
MARION											
MUNICIPAL 7	0	0	0	0	0	0	0	0	0	0	0
MUNICIPAL 8	0	0	0	0	0	0	0	0	0	0	0
MUNICIPAL 9	3	32	0	0	0	0	0	0	0	0	0
MUNICIPAL 10	3	20	0	0	0	0	0	0	0	0	0
MUNICIPAL 11	0	5	0	0	0	0	0	0	0	0	0
MUNICIPAL 12	0	0	0	0	0	1	0	0	0	0	0
MUNICIPAL 13	3	14	0	0	0	0	0	0	0	0	0
MUNICIPAL 14	0	22	0	0	0	0	0	0	0	0	0
MUNICIPAL 15	45	7	0	0	0	0	0	0	0	0	0
MUNICIPAL 16	13	66	0	0	0	0	0	0	0	0	0
TOTAL-COURTS OF RECORD:	162	278	0	0	0	1	0	61	1	14	0
CENTER TOWNSHIP	0	0	0	0	0	0	0	0	0	0	0
DECATUR TOWNSHIP	0	0	0	0	0	0	0	0	0	0	0
LAWRENCE TOWNSHIP	0	0	0	0	0	0	0	0	0	0	0
PERRY TOWNSHIP	0	0	0	0	0	0	0	0	0	0	0
PIKE TOWNSHIP	0	0	0	0	0	0	0	0	0	0	0
WARREN TOWNSHIP	0	0	0	0	0	0	0	0	0	0	0
WASHINGTON TOWNSHIP	0	0	0	0	0	0	0	0	0	0	0
WAYNE TOWNSHIP	0	0	0	0	0	0	0	0	0	0	0
TOTAL-SMALL CLAIMS:	0	0	0	0	0	0	0	0	0	0	0
GRAND TOTAL:	162	278	0	0	0	1	0	61	1	14	0
MARSHALL											
CIRCUIT	0	0	0	0	0	0	0	0	0	1	0
SUPERIOR 1	0	0	0	0	0	0	0	0	0	0	0
SUPERIOR 2	0	0	0	0	0	0	0	0	0	0	0
TOTAL-COURTS OF RECORD:	0	0	0	0	0	0	0	0	0	1	0
GRAND TOTAL:	0	0	0	0	0	0	0	0	0	1	0
MARTIN											
CIRCUIT	0	0	0	0	0	0	0	0	0	0	0
TOTAL-COURTS OF RECORD:	0	0	0	0	0	0	0	0	0	0	0
GRAND TOTAL:	0	0	0	0	0	0	0	0	0	0	0
MIAMI											
CIRCUIT	2	0	0	0	0	0	0	0	0	0	0
SUPERIOR	0	0	0	0	0	0	0	0	0	0	0
TOTAL-COURTS OF RECORD:	2	0	0	0	0	0	0	0	0	0	0
PERU CITY	0	0	0	0	26	0	0	0	0	0	0
BUNKER HILL TOWN	0	0	0	0	0	0	0	0	0	0	0
TOTAL-CITY AND TOWN:	0	0	0	0	26	0	0	0	0	0	0
GRAND TOTAL:	2	0	0	0	26	0	0	0	0	0	0
MONROE											
CIRCUIT 1	2	2	0	0	0	0	0	1	0	1	2
CIRCUIT 2	11	0	0	0	0	0	0	0	0	0	0
CIRCUIT 3	8	0	0	0	0	0	0	0	0	0	0
CIRCUIT 4	7	3	0	0	0	0	0	0	0	0	0
CIRCUIT 5	30	128	0	0	37	0	0	0	0	0	0
CIRCUIT 6	0	0	0	0	0	0	0	0	0	0	0
TOTAL-COURTS OF RECORD:	58	133	0	0	37	0	0	1	0	1	2
GRAND TOTAL:	58	133	0	0	37	0	0	1	0	1	2
MONTGOMERY											
CIRCUIT	6	0	0	0	0	0	0	0	0	0	0

CASES TRANSFERRED OUT

275

--- CIVIL ---

CP	CT	SC	DR	RS	MH	AD	ES	GU	TR	MI	TOTAL
12	1	0	0	0	0	0	0	0	0	0	13
25	1	0	0	0	0	0	0	0	0	1	27
0	0	0	0	0	0	0	0	0	0	0	35
0	0	0	0	0	0	0	0	0	0	0	23
0	0	0	0	0	0	0	0	0	0	0	5
3	0	0	0	0	0	0	0	0	0	0	4
0	0	0	0	0	0	0	0	0	0	0	17
0	0	0	0	0	0	0	0	0	0	0	22
0	0	0	0	0	0	0	0	0	0	0	52
0	0	0	0	0	0	0	0	0	0	0	79
470	38	0	117	0	0	0	0	0	0	43	1,185
0	0	57	0	0	0	0	0	0	0	0	57
0	0	12	0	0	0	0	0	0	0	0	12
0	0	21	0	0	0	0	0	0	0	0	21
0	0	69	0	0	0	0	0	0	0	0	69
0	0	23	0	0	0	0	0	0	0	0	23
0	0	119	0	0	0	0	0	0	0	0	119
0	0	0	0	0	0	0	0	0	0	0	0
0	0	32	0	0	0	0	0	0	0	0	32
0	0	333	0	0	0	0	0	0	0	0	333
470	38	333	117	0	0	0	0	0	0	43	1,518
2	0	0	3	0	3	0	0	0	0	0	9
2	2	0	0	0	0	0	0	0	0	0	4
0	0	0	0	0	0	0	0	0	0	0	0
4	2	0	3	0	3	0	0	0	0	0	13
4	2	0	3	0	3	0	0	0	0	0	13
1	0	0	1	0	0	0	0	0	0	0	2
1	0	0	1	0	0	0	0	0	0	0	2
1	0	0	1	0	0	0	0	0	0	0	2
0	0	0	3	1	0	0	0	0	0	0	6
0	0	0	0	0	0	0	0	0	0	0	0
0	0	0	3	1	0	0	0	0	0	0	6
0	0	0	0	0	0	0	0	0	0	0	26
0	0	0	0	0	0	0	0	0	0	0	0
0	0	0	0	0	0	0	0	0	0	0	26
0	0	0	3	1	0	0	0	0	0	0	32
3	0	0	1	0	0	0	0	0	0	1	13
9	1	1	8	0	0	0	0	0	0	0	30
5	0	0	3	0	0	0	0	0	0	2	18
25	2	0	14	0	0	0	0	0	0	1	52
0	0	0	0	0	0	0	0	0	0	0	195
2	0	52	11	0	0	0	0	0	0	0	65
44	3	53	37	0	0	0	0	0	0	4	373
44	3	53	37	0	0	0	0	0	0	4	373
2	0	0	46	0	1	3	65	28	0	0	151

276

CF CM PC1 MC IF OV JC JD JS JP JM

[illegible]

278

CF CM PC1 MC IF OV JC JD JS JP JM

[illegible]

280

CF CM PCY MC IF OV JC JD JS JP JM

[illegible]

CASES TRANSFERRED OUT

281

--- CIVIL ---

CP	CT	SC	DR	RS	MH	AD	ES	GU	TR	MI	TOTAL
0	0	0	0	0	0	0	0	0	0	0	0
1	0	0	1	0	0	0	0	0	0	0	3
0	1	0	0	0	0	0	0	0	0	0	3
1	0	0	0	0	0	0	0	0	0	0	3
1	1	0	0	0	0	0	0	0	0	0	6
1	1	0	0	0	0	0	0	0	0	0	6
5	0	0	5	0	0	0	0	0	0	0	10
11	2	0	5	0	0	0	1	0	0	0	139
0	0	0	0	0	0	0	0	0	0	0	0
16	2	0	10	0	0	0	1	0	0	0	149
0	0	0	0	0	0	0	0	0	0	0	13
0	0	0	0	0	0	0	0	0	0	0	13
16	2	0	10	0	0	0	1	0	0	0	162
0	0	0	0	0	0	0	0	0	0	0	0
0	0	0	0	0	0	0	0	0	0	0	0
0	0	0	0	0	0	0	0	0	0	0	0
0	0	0	0	0	0	0	0	0	0	0	0
1	0	0	2	9	0	0	0	0	0	0	12
3	1	0	3	0	0	0	0	0	0	0	14
6	0	1	2	0	0	0	0	0	0	0	23
10	1	1	7	9	0	0	0	0	0	0	49
10	1	1	7	9	0	0	0	0	0	0	49
0	0	0	0	0	0	0	0	0	0	0	0
0	0	0	0	0	0	0	0	0	0	0	0
0	0	0	0	0	0	0	0	0	0	0	0
0	0	0	0	0	0	0	0	0	0	0	0
0	0	0	0	0	0	0	0	0	0	0	0
1	1	0	3	1	0	0	0	0	0	0	7
1	1	0	3	1	0	0	0	0	0	0	7
0	0	0	0	0	0	0	0	0	0	0	0
0	0	0	0	0	0	0	0	0	0	0	0
1	1	0	3	1	0	0	0	0	0	0	7
0	0	0	2	32	0	0	0	0	0	0	34
0	0	5	1	0	0	0	0	0	0	0	11
0	0	5	3	32	0	0	0	0	0	0	45
0	0	0	0	0	0	0	0	0	0	0	47
0	0	0	0	0	0	0	0	0	0	0	47
0	0	5	3	32	0	0	0	0	0	0	92
0	0	0	0	6	0	0	0	0	0	0	6

282

.

[illegible]

CASES TRANSFERRED OUT

283

--- CIVIL ---

CP	CT	SC	DR	RS	MH	AD	ES	GU	TR	MI	TOTAL
0	0	1	1	0	0	0	0	0	0	0	4
0	0	1	1	6	0	0	0	0	0	0	10
0	0	1	1	6	0	0	0	0	0	0	10
2	0	0	2	0	0	0	0	0	0	0	4
0	1	0	0	0	0	0	0	0	0	0	3
2	1	0	2	0	0	0	0	0	0	0	7
2	1	0	2	0	0	0	0	0	0	0	7
1	0	0	4	0	0	0	0	0	0	0	6
8	1	0	31	5	0	0	0	0	0	0	60
1	0	0	3	0	0	0	0	0	0	0	5
0	0	0	0	110	0	0	0	0	0	0	111
0	0	0	0	0	0	0	0	0	0	0	0
0	0	0	0	0	0	0	0	0	0	0	4
10	1	0	38	115	0	0	0	0	0	0	186
0	0	0	0	0	0	0	0	0	0	0	0
0	0	0	0	0	0	0	0	0	0	0	0
10	1	0	38	115	0	0	0	0	0	0	186
0	0	0	0	0	0	0	0	0	0	0	0
0	0	0	0	0	0	0	0	0	0	0	0
0	0	0	0	0	0	0	0	0	0	0	0
0	0	0	0	0	0	0	0	0	0	0	0
0	0	0	0	0	0	0	0	0	0	0	0
0	0	0	0	0	0	0	0	0	0	0	0
0	0	0	0	2	0	0	0	0	0	0	2
0	0	0	0	2	0	0	0	0	0	0	2
0	0	0	0	2	0	0	0	0	0	0	2
0	0	0	0	0	0	0	0	0	0	0	0
0	0	9	0	0	0	0	0	0	0	0	523
0	0	9	0	0	0	0	0	0	0	0	523
0	0	9	0	0	0	0	0	0	0	0	523
0	0	5	9	0	0	0	0	0	0	0	14
0	0	5	9	0	0	0	0	0	0	0	14
0	0	0	0	0	0	0	0	0	0	0	4
0	0	0	0	0	0	0	0	0	0	0	4
0	0	5	9	0	0	0	0	0	0	0	18
0	0	0	2	29	0	0	0	0	0	1	46
0	0	0	1	0	0	0	0	0	0	0	6
0	0	0	0	0	0	0	0	1	0	0	1

284

CF CM PC1 MC IF OV JC JD JS JP JM

[illegible]

CASES TRANSFERRED OUT

285

- - - C I V I L - - -

[illegible]

CASES TRANSFERRED OUT

286

- - - CRIMINAL - - -

	CF	CM	PC1	MC	IF	OV	JC	JD	JS	JP	JM
WHITE											
SUPERIOR	0	0	0	0	0	0	0	0	0	0	0
TOTAL-COURTS OF RECORD:	0	0	0	0	0	0	0	0	0	0	0
MONON TOWN	0	0	0	0	0	0	0	0	0	0	0
TOTAL-CITY AND TOWN:	0	0	0	0	0	0	0	0	0	0	0
GRAND TOTAL:	0	0	0	0	0	0	0	0	0	0	0
WHITLEY											
CIRCUIT	0	0	0	0	0	0	0	2	0	0	0
SUPERIOR	0	0	0	0	0	0	0	0	0	0	0
TOTAL-COURTS OF RECORD:	0	0	0	0	0	0	0	2	0	0	0
GRAND TOTAL:	0	0	0	0	0	0	0	2	0	0	0

CASES TRANSFERRED OUT

287

--- CIVIL ---

CP	CT	SC	DR	RS	MH	AD	ES	GU	TR	MI	TOTAL
0	0	0	0	0	0	0	0	0	0	0	0
0	0	0	0	0	0	0	0	0	0	0	0
0	0	0	0	0	0	0	0	0	0	0	0
0	0	0	0	0	0	0	0	0	0	0	0
0	0	0	0	0	0	0	0	0	0	0	0
0	0	0	2	6	0	0	0	0	0	0	10
0	0	4	0	0	0	0	0	0	0	0	4
0	0	4	2	6	0	0	0	0	0	0	14
0	0	4	2	6	0	0	0	0	0	0	14

CASES TRANSFERRED OUT

288

--- CRIMINAL ---

	CF	CM	PC1	MC	IF	OV	JC	JD	JS	JP	JM
TOTALS FOR SUPERIOR AND CIRCUIT COURTS	1,059	733	11	24	333	7	44	146	6	86	2
TOTALS FOR COUNTY AND MUNICIPAL COURTS	239	335	0	41	0	18	0	0	0	0	0
TOTALS FOR SMALL CLAIM COURTS	0	0	0	0	0	0	0	0	0	0	0
TOTALS FOR CITY AND TOWN COURTS	0	1,086	2	28	413	14	0	0	0	0	0
TOTALS FOR ALL COURTS	1,298	2,154	13	93	746	39	44	146	6	86	2

CASES TRANSFERRED OUT

289

--- CIVIL ---

CP	CT	SC	DR	RS	MH	AD	ES	GU	TR	MI	TOTAL
973	299	228	709	612	13	7	1,362	412	2	46	7,114
393	26	70	0	0	0	0	0	0	0	34	1,156
0	0	333	0	0	0	0	0	0	0	0	333
11	0	0	0	0	0	0	0	0	0	0	1,554
1,377	325	631	709	612	13	7	1,362	412	2	80	10,157