



# TIME SERVED ON PRISON SENTENCE

FELONS FIRST RELEASED TO PAROLE  
BY OFFENSE  
CALENDAR YEAR 1991

139084

California Department of Corrections  
Administration Services Division  
Offender Information Services Branch  
Estimates and Statistical Analysis Section  
Data Analysis Unit

*Sacramento, California*  
*August 1992*

139084

U.S. Department of Justice  
National Institute of Justice

Report # TIME-6

This document has been reproduced exactly as received from the person or organization originating it. Points of view or opinions stated in this document are those of the authors and do not necessarily represent the official position or policies of the National Institute of Justice.

Permission to reproduce this copyrighted material has been granted by  
California Department of Correction

to the National Criminal Justice Reference Service (NCJRS).

Further reproduction outside of the NCJRS system requires permission of the copyright owner.

# STATE OF CALIFORNIA

## YOUTH AND ADULT CORRECTIONAL AGENCY

**JOE SANDOVAL**

*Agency Secretary*

**CRAIG L. BROWN**

*Undersecretary*

## DEPARTMENT OF CORRECTIONS

**JAMES H. GOMEZ**

*Director*

**ROBERT H. DENNINGER**

*Chief Deputy Director*

**JAMES E. TILTON**

*Deputy Director*

**RICHARD S. WELCH**

*Chief, Offender Information Services Branch*

**GERALD E. BECKETT**

*Chief, Estimates And Statistical Analysis Section*

**PENNY O'DANIEL**

*Manager, Data Analysis Unit*

**RICHARD A. BASS**

*Research Analyst II*

**PAULA BURBACH**

*Staff Services Analyst*

**DOREEN K. BARTON**

*Associate Governmental Program Analyst*

**LAVERNE LOW-NAKASHIMA**

*Research Analyst II*

1515 S STREET

SACRAMENTO, CA. 95814

TELEPHONE (916) 327-3262

---

## TIME SERVED ON PRISON SENTENCE

---

### TABLE OF CONTENTS

	Page
Highlights of Calendar Year 1991 Time Served Report.....	3
<b>Table 1A</b> Felons First Released to Parole by Offense.....	5
<b>Table 1B</b> Male Felons First Released to Parole by Offense.....	7
<b>Table 1C</b> Female Felons First Released to Parole by Offense.....	9
<b>Table 2A</b> Felon New Admissions First Released to Parole by Offense.....	11
<b>Table 2B</b> Male Felon New Admissions First Released to Parole by Offense.....	13
<b>Table 2C</b> Female Felon New Admissions First Released to Parole by Offense.....	15
<b>Table 3A</b> Parole Violators Returned With a New Term (PV-WNT) First Released to Parole by Offense.....	17
<b>Table 3B</b> Male Parole Violators Returned With a New Term (PV-WNT) First Released to Parole by Offense.....	19
<b>Table 3C</b> Female Parole Violators Returned With A New Term. (PV-WNT) First Released to Parole by Offense .....	21

#### Contact Persons:

**Penny O'Daniel**  
*Manager, Data Analysis Unit*  
(916) 323-3639  
ATSS 473-3639

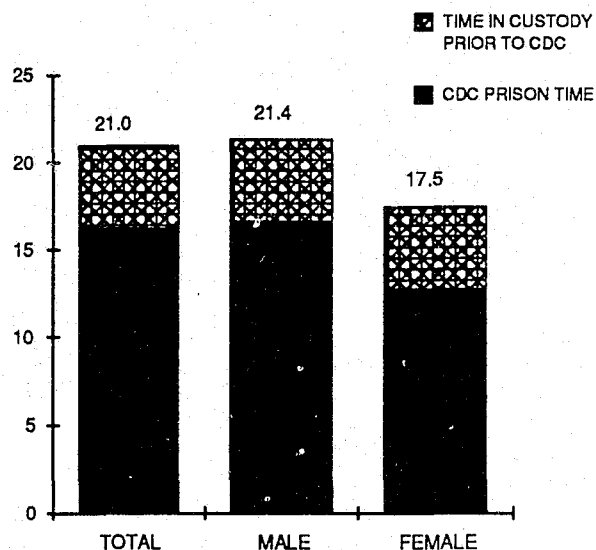
**Paula Burbach**  
*Staff Services Analyst*  
(916) 322-6307  
ATSS 492-6307

## TIME SERVED ON PRISON SENTENCE

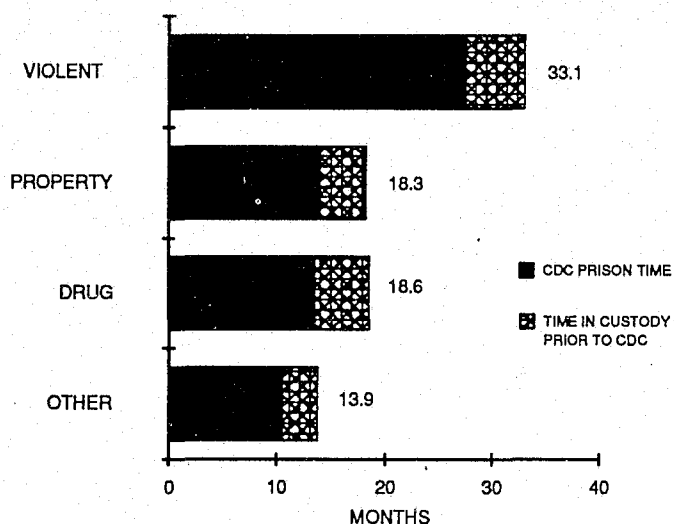
During 1991, 49,204 felon inmates were paroled for the first time from a California Department of Corrections (CDC) institution. The total mean time served in CDC institutions and in custody prior to CDC was 21.0 months. The median time served was 15.8 months.

- The total mean time served, including time in custody prior to CDC, was 21.4 months for males and 17.5 months for females.
- The mean and median time served in CDC institutions was 16.2 and 11.7 months, respectively.
- The mean time served in CDC institutions was 16.6 months for males and 12.7 months for females.
- The mean time in custody prior to CDC was 4.8 months for males and females.

FELONS FIRST RELEASED TO PAROLE  
TOTAL MEAN TIME SERVED  
CALENDAR YEAR 1991



FELONS FIRST RELEASED TO PAROLE  
TOTAL MEAN TIME SERVED BY OFFENSE  
CALENDAR YEAR 1991



- The total mean time served for violent offenses was 33.1 months, with males serving 4.6 months longer than females (33.3 months for males and 28.7 months for females).
- The total mean time served for property offenses was 18.3 months.
- The total mean time served for drug offenses was 18.6 months.
- The total mean time served for all other offenses was 13.9 months.

*Note: Time served is the time spent in CDC institutions plus the time in custody prior to reception at CDC. The prior custody time for 1989 and earlier included both the actual time spent in jail plus additional credits granted by a judge. The prior custody time for the 1991 releases does not include the credits granted by a judge.*

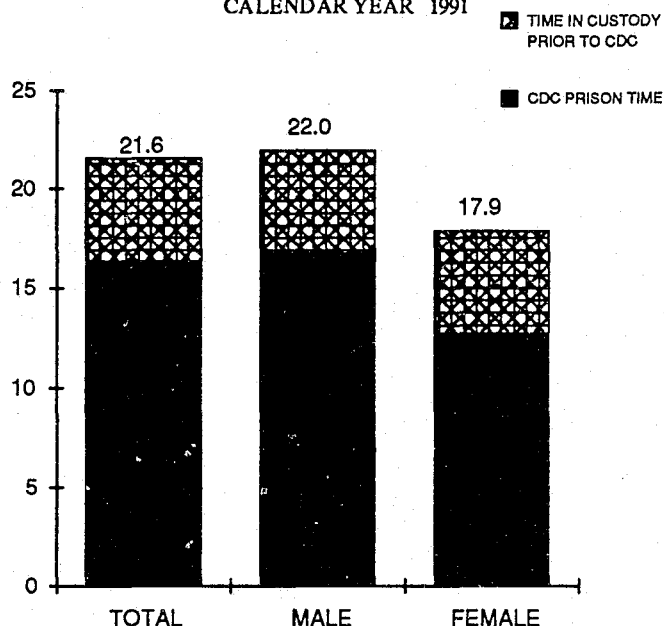
## TIME SERVED ON PRISON SENTENCE

### FELON NEW ADMISSIONS

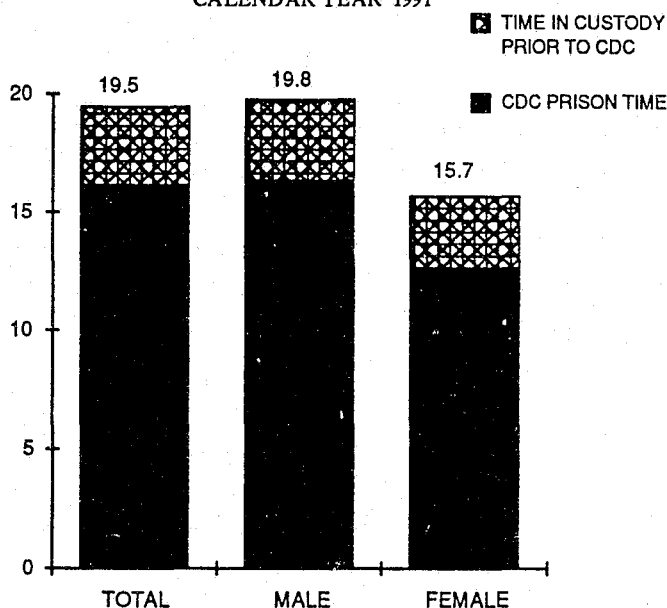
*During 1991, 35,627 Felon New Admissions were paroled for the first time. The total mean time served in CDC institutions and in custody prior to CDC was 21.6 months. The median time served was 17.1 months.*

- The total mean time served, including time in custody prior to CDC, was 22.0 for males and 17.9 months for females.
- The mean time served in CDC institutions was 16.7 and 12.7 months, respectively.

FELON NEW ADMISSIONS FIRST RELEASED TO PAROLE  
TOTAL MEAN TIME SERVED  
CALENDAR YEAR 1991



PAROLE VIOLATORS RETURNED WITH A NEW TERM  
FIRST RELEASED TO PAROLE  
TOTAL MEAN TIME SERVED  
CALENDAR YEAR 1991



### PAROLE VIOLATORS RETURNED WITH A NEW TERM

*During 1991, 13,577 Parole Violators who were Returned With a New Term were paroled for the first time following their return to CDC for a new offense. The total mean time served in CDC institutions and in custody prior to CDC was 19.5 months. and the median time served was 14.1 months.*

- The total mean time served, including time in custody prior to CDC, was 19.8 months for males and 15.7 months for females.
- The mean and median time served in CDC institutions was 16.3 and 12.5 months, respectively.

TABLE 1A  
 TIME SERVED ON PRISON SENTENCE  
 TOTAL FELONS  
 FIRST RELEASED TO PAROLE BY OFFENSE\*  
 CALENDAR YEAR 1991

OFFENSE	TOTAL TIME SERVED (MONTHS)			TIME SERVED IN CDC INSTITUTIONS (MONTHS)		TIME IN CUSTODY PRIOR TO CDC (MONTHS)	
	NUMBER	MEAN	MEDIAN**	MEAN	MEDIAN	MEAN	MEDIAN
TOTAL.....	49,204	21.0	15.8	16.2	11.7	4.8	3.6
VIOLENT OFFENSES.....	10,146	33.1	25.4	27.4	19.0	5.7	4.3
HOMICIDE.....	747	48.5	39.5	40.7	33.2	7.8	6.0
MURDER 1ST.....	33	168.9	169.4	163.0	164.2	5.9	5.3
MURDER 2ND.....	18	92.8	88.9	78.5	71.7	14.3	9.9
MANSLAUGHTER.....	548	46.5	40.7	37.7	34.5	8.8	7.4
VEHICULAR MANSLAUGHTER.....	148	23.9	16.8	20.3	13.2	3.6	2.5
ROBBERY.....	4,097	30.5	22.8	25.1	17.7	5.4	4.0
ASSAULT.....	3,282	27.1	21.4	21.4	16.2	5.7	4.5
ASSAULT WITH DEADLY WEAPON...	2,053	26.6	22.7	20.9	17.1	5.7	4.6
ATTEMPTED MURDER 1ST.....	54	77.5	73.3	69.7	67.2	7.8	6.3
ATTEMPTED MURDER 2ND.....	104	64.4	62.4	55.4	54.7	9.0	6.5
OTHER ASSAULT/BATTERY.....	1,071	21.8	17.5	16.6	12.1	5.2	4.1
SEX OFFENSES.....	1,854	42.1	37.6	36.7	33.2	5.4	4.0
RAPE.....	483	49.7	40.9	43.4	35.6	6.3	5.1
LEWD ACT WITH CHILD.....	993	39.1	37.6	34.3	33.6	4.8	3.6
ORAL COPULATION.....	168	51.0	39.2	44.6	35.0	6.4	4.6
SODOMY.....	29	56.3	58.4	50.3	49.1	6.0	5.8
PENETRATION WITH OBJECT.....	43	44.5	39.3	37.9	35.6	6.6	4.6
OTHER SEX.....	138	21.6	17.2	17.4	12.1	4.2	3.4
KIDNAPPING.....	166	50.8	40.5	41.9	34.6	8.9	5.6

(Continued)

\*First releases to parole include new admissions paroled for the first time and parole violators returned with a new term by the courts and paroled for the first time following the new offense.

\*\*The median time served in CDC and prior to CDC may not add to the total median time served because the medians were calculated separately.

TABLE 1A (Continued)  
TIME SERVED ON PRISON SENTENCE  
TOTAL FELONS  
FIRST RELEASED TO PAROLE BY OFFENSE\*  
CALENDAR YEAR 1991

OFFENSE	TOTAL TIME SERVED (MONTHS)			TIME SERVED IN CDC INSTITUTIONS (MONTHS)		TIME IN CUSTODY PRIOR TO CDC (MONTHS)	
	NUMBER	MEAN	MEDIAN**	MEAN	MEDIAN	MEAN	MEDIAN
PROPERTY OFFENSES.....	16,617	18.3	14.1	14.0	11.0	4.3	3.1
BURGLARY.....	7,277	22.3	15.4	17.7	11.7	4.6	3.3
BURGLARY 1ST.....	3,611	29.5	25.7	24.4	20.5	5.1	3.8
BURGLARY 2ND.....	3,666	15.1	13.4	11.0	9.9	4.1	2.7
THEFT.....	6,634	14.7	13.1	10.8	9.2	3.9	2.6
GRAND THEFT.....	1,747	15.9	13.6	11.5	10.1	4.4	3.2
PETTY THEFT WITH PRIOR.....	3,202	13.9	12.9	10.4	8.8	3.5	2.2
RECEIVING STOLEN PROPERTY.....	1,685	15.0	13.3	10.7	8.9	4.3	3.2
VEHICLE THEFT.....	1,629	17.2	15.0	12.5	11.5	4.7	3.6
FORGERY/FRAUD.....	863	16.0	13.7	11.6	9.9	4.4	3.1
OTHER PROPERTY.....	214	16.7	13.9	12.0	9.3	4.7	3.4
DRUG OFFENSES.....	17,215	18.6	17.5	13.5	11.8	5.1	4.0
CS POSSESSION.....	6,402	13.8	12.9	9.1	7.7	4.7	3.6
CS POSSESSION FOR SALE.....	4,967	19.8	19.1	15.0	12.9	4.8	3.8
CS SALE.....	4,014	25.1	23.1	19.0	17.4	6.1	5.2
CS MANUFACTURING.....	165	28.6	25.9	23.8	21.5	4.8	4.1
CS OTHER.....	501	15.5	13.2	11.1	8.7	4.4	2.9
MARIJUANA POSSESSION.....	13	16.8	15.7	11.5	10.4	5.3	5.9
MARIJUANA POSS. FOR SALE.....	523	13.6	12.0	9.2	7.8	4.4	3.2
MARIJUANA SALE.....	575	18.4	16.0	12.8	11.3	5.6	4.4
MARIJUANA OTHER.....	55	15.0	13.6	11.1	11.8	3.9	3.0
OTHER OFFENSES.....	5,226	13.9	12.8	10.5	8.9	3.4	2.3
DRIVING UNDER THE INFLUENCE.....	3,365	12.5	10.7	9.6	8.3	2.9	2.1
ESCAPE.....	142	16.0	10.1	12.1	8.4	3.9	2.7
ARSON.....	163	22.9	20.5	16.6	13.6	6.3	5.8
POSSESSION OF WEAPON.....	1,094	15.8	13.4	12.0	10.6	3.8	2.7
OTHER OFFENSES.....	462	16.1	14.0	10.8	9.1	5.3	4.4

TABLE 1B  
TIME SERVED ON PRISON SENTENCE  
MALE FELONS  
FIRST RELEASED TO PAROLE BY OFFENSE\*  
CALENDAR YEAR 1991

OFFENSE	TOTAL TIME SERVED (MONTHS)			TIME SERVED IN CDC INSTITUTIONS (MONTHS)		TIME IN CUSTODY PRIOR TO CDC (MONTHS)	
	NUMBER	MEAN	MEDIAN**	MEAN	MEDIAN	MEAN	MEDIAN
TOTAL.....	44,724	21.4	16.1	16.6	11.8	4.8	3.6
VIOLENT OFFENSES.....	9,665	33.3	25.5	27.6	19.3	5.7	4.3
HOMICIDE.....	676	48.8	39.8	40.9	33.3	7.9	6.0
MURDER 1ST.....	30	169.7	169.7	164.2	166.4	5.5	5.1
MURDER 2ND.....	17	89.4	86.5	75.0	68.7	14.4	9.2
MANSLAUGHTER.....	490	46.7	41.4	37.8	34.8	8.9	7.4
VEHICULAR MANSLAUGHTER.....	139	24.4	21.5	20.7	13.9	3.7	2.5
ROBBERY.....	3,870	30.8	23.1	25.4	17.7	5.4	4.0
ASSAULT.....	3,132	27.3	21.4	21.6	16.3	5.7	4.6
ASSAULT WITH DEADLY WEAPON.....	1,962	26.9	23.0	21.1	17.2	5.8	4.7
ATTEMPTED MURDER 1ST.....	49	79.2	75.0	71.4	68.7	7.8	6.8
ATTEMPTED MURDER 2ND.....	101	64.4	62.6	55.5	55.0	8.9	6.4
OTHER ASSAULT/BATTERY.....	1,020	21.8	17.6	16.7	12.1	5.1	4.0
SEX OFFENSES.....	1,834	42.1	37.6	36.7	33.2	5.4	4.0
RAPE.....	483	49.7	40.9	43.4	35.6	6.3	5.1
LEWD ACT WITH CHILD.....	986	39.0	37.6	34.2	33.5	4.8	3.5
ORAL COPULATION.....	167	51.2	39.3	44.8	35.1	6.4	4.6
SODOMY.....	29	56.3	58.4	50.3	49.1	6.0	5.8
PENETRATION WITH OBJECT.....	43	44.5	39.3	37.9	35.6	6.6	4.6
OTHER SEX.....	126	20.8	16.5	16.6	11.9	4.2	3.4
KIDNAPPING.....	153	51.5	40.7	42.3	34.7	9.2	5.8

(Continued)

\*First releases to parole include new admissions paroled for the first time and parole violators returned with a new term by the courts and paroled for the first time following the new offense.

\*\*The median time served in CDC and prior to CDC may not add to the total median time served because the medians were calculated separately.



TABLE 1B (Continued)  
TIME SERVED ON PRISON SENTENCE  
MALE FELONS  
FIRST RELEASED TO PAROLE BY OFFENSE\*  
CALENDAR YEAR 1991

OFFENSE	TOTAL TIME SERVED (MONTHS)			TIME SERVED IN CDC INSTITUTIONS (MONTHS)		TIME IN CUSTODY PRIOR TO CDC (MONTHS)	
	NUMBER	MEAN	MEDIAN**	MEAN	MEDIAN	MEAN	MEDIAN
PROPERTY OFFENSES.....	14,853	18.8	14.3	14.4	11.1	4.4	3.1
BURGLARY.....	6,858	22.5	15.6	17.9	11.8	4.6	3.4
BURGLARY 1ST.....	3,435	29.9	25.8	24.8	21.1	5.1	3.8
BURGLARY 2ND.....	3,423	15.2	13.4	11.1	10.0	4.1	2.7
THEFT.....	5,641	14.9	13.2	10.9	9.4	4.0	2.7
GRAND THEFT.....	1,522	16.1	13.6	11.6	10.2	4.5	3.2
PETTY THEFT WITH PRIOR.....	2,526	13.9	13.0	10.5	8.9	3.4	2.1
RECEIVING STOLEN PROPERTY.....	1,593	15.0	13.3	10.7	9.0	4.3	3.2
VEHICLE THEFT.....	1,576	17.3	15.1	12.6	11.5	4.7	3.6
FORGERY/FRAUD.....	608	16.1	13.9	11.6	10.0	4.5	3.2
OTHER PROPERTY.....	170	17.4	14.4	12.7	10.3	4.7	3.3
DRUG OFFENSES.....	15,172	18.7	18.4	13.7	11.9	5.0	4.0
CS POSSESSION.....	5,435	13.9	12.9	9.3	7.8	4.6	3.6
CS POSSESSION FOR SALE.....	4,463	20.0	19.2	15.2	13.2	4.8	3.9
CS SALE.....	3,562	25.3	23.3	19.2	17.5	6.1	5.1
CS MANUFACTURING.....	149	28.6	26.4	23.8	21.5	4.8	4.1
CS OTHER.....	446	15.5	13.2	11.2	8.9	4.3	2.9
MARIJUANA POSSESSION.....	12	16.8	14.9	11.6	11.1	5.2	5.1
MARIJUANA POSS. FOR SALE.....	508	13.6	12.1	9.2	7.8	4.4	3.2
MARIJUANA SALE.....	546	18.3	16.0	12.8	11.3	5.5	4.4
MARIJUANA OTHER.....	51	15.1	13.6	11.0	11.8	4.1	3.2
OTHER OFFENSES.....	5,034	13.9	12.8	10.5	8.9	3.4	2.3
DRIVING UNDER THE INFLUENCE.....	3,263	12.4	10.7	9.5	8.3	2.9	2.1
ESCAPE.....	129	16.3	10.0	12.4	8.4	3.9	2.7
ARSON.....	149	23.0	19.9	16.9	13.6	6.1	5.6
POSSESSION OF WEAPON.....	1,070	15.7	13.4	12.0	10.7	3.7	2.7
OTHER OFFENSES.....	423	16.1	13.9	10.8	9.0	5.3	4.4

TABLE 1C  
TIME SERVED ON PRISON SENTENCE  
FEMALE FELONS  
FIRST RELEASED TO PAROLE BY OFFENSE\*  
CALENDAR YEAR 1991

OFFENSE	TOTAL TIME SERVED (MONTHS)			TIME SERVED IN CDC INSTITUTIONS (MONTHS)		TIME IN CUSTODY PRIOR TO CDC (MONTHS)	
	NUMBER	MEAN	MEDIAN**	MEAN	MEDIAN	MEAN	MEDIAN
TOTAL.....	4,480	17.5	14.3	12.7	10.6	4.8	3.6
VIOLENT OFFENSES.....	481	28.7	21.4	23.0	16.9	5.7	4.4
HOMICIDE.....	71	46.2	36.8	39.5	30.9	6.7	6.3
MURDER 1ST.....	3	168.9	156.2	151.8	154.0	17.1	17.1
MURDER 2ND.....	1	149.5	149.5	137.1	137.1	12.4	12.4
MANSLAUGHTER.....	58	43.3	37.6	36.1	33.1	7.2	7.3
VEHICULAR MANSLAUGHTER.....	9	15.4	12.7	13.6	12.1	1.8	1.0
ROBBERY.....	227	25.5	20.7	19.9	15.9	5.6	4.0
ASSAULT.....	150	23.2	19.8	17.6	14.4	5.6	4.3
ASSAULT WITH DEADLY WEAPON..	91	21.6	20.5	16.3	14.4	5.3	4.1
ATTEMPTED MURDER 1ST.....	5	60.0	65.2	52.7	47.8	7.3	5.0
ATTEMPTED MURDER 2ND.....	3	63.8	35.0	53.9	25.9	9.9	8.4
OTHER ASSAULT/BATTERY.....	51	20.0	15.7	14.4	11.3	5.6	4.8
SEX OFFENSES.....	20	36.7	24.6	31.5	20.6	5.2	4.2
RAPE.....	0	0.0	0.0	0.0	0.0	0.0	0.0
LEWD ACT WITH CHILD.....	7	52.6	44.1	45.2	36.4	7.4	5.1
ORAL COPULATION.....	1	18.0	17.9	12.4	12.4	5.6	5.6
SODOMY.....	0	0.0	0.0	0.0	0.0	0.0	0.0
PENETRATION WITH OBJECT.....	0	0.0	0.0	0.0	0.0	0.0	0.0
OTHER SEX.....	12	29.1	19.2	25.2	16.9	3.9	2.9
KIDNAPPING.....	13	43.5	37.2	37.6	34.5	5.9	4.6

(Continued)

\*First releases to parole include new admissions paroled for the first time and parole violators returned with a new term by the courts and paroled for the first time following the new offense.

\*\*The median time served in CDC and prior to CDC may not add to the total median time served because the medians were calculated separately.

TABLE 1C (Continued)  
 TIME SERVED ON PRISON SENTENCE  
 FEMALE FELONS  
 FIRST RELEASED TO PAROLE BY OFFENSE\*  
 CALENDAR YEAR 1991

OFFENSE	TOTAL TIME SERVED (MONTHS)			TIME SERVED IN CDC INSTITUTIONS (MONTHS)		TIME IN CUSTODY PRIOR TO CDC (MONTHS)	
	NUMBER	MEAN	MEDIAN**	MEAN	MEDIAN	MEAN	MEDIAN
PROPERTY OFFENSES.....	1,764	15.1	13.2	11.1	9.4	4.0	2.7
BURGLARY.....	419	17.9	13.9	13.4	11.0	4.5	3.2
BURGLARY 1ST.....	176	22.3	15.2	17.4	12.0	4.9	3.5
BURGLARY 2ND.....	243	14.8	13.2	10.5	9.1	4.3	3.0
THEFT.....	993	14.0	12.9	10.2	8.4	3.8	2.5
GRAND THEFT.....	225	14.8	13.1	10.6	8.6	4.2	3.1
PETTY THEFT WITH PRIOR.....	676	13.8	12.8	10.2	8.4	3.6	2.3
RECEIVING STOLEN PROPERTY.....	92	13.8	13.1	9.6	8.1	4.2	3.2
VEHICLE THEFT.....	53	14.7	13.8	10.1	9.7	4.6	3.7
FORGERY/FRAUD.....	255	15.4	13.4	11.5	9.5	3.9	2.6
OTHER PROPERTY.....	44	13.9	12.9	9.1	7.5	4.8	3.8
DRUG OFFENSES.....	2,043	17.1	15.1	11.8	10.7	5.3	4.5
CS POSSESSION.....	967	13.2	12.7	8.1	7.3	5.1	4.4
CSS POSSESSION FOR SALE.....	504	18.4	15.9	13.7	11.8	4.7	3.8
CS SALE.....	452	24.2	22.3	17.7	17.0	6.5	5.9
CS MANUFACTURING.....	16	29.9	23.3	24.5	18.6	5.4	4.3
CS OTHER.....	55	14.7	13.2	10.0	8.1	4.7	3.7
MARIJUANA POSSESSION.....	1	17.0	17.0	10.4	10.4	6.6	6.6
MARIJUANA POSS. FOR SALE.....	15	12.3	11.2	7.8	7.3	4.5	3.5
MARIJUANA SALE.....	29	17.1	15.3	11.5	10.9	5.6	5.0
MARIJUANA OTHER.....	4	14.1	13.1	12.3	10.6	1.8	1.1
OTHER OFFENSES.....	192	14.2	13.0	10.2	8.8	4.0	2.8
DRIVING UNDER THE INFLUENCE.....	102	12.7	10.5	9.8	8.2	2.9	2.0
ESCAPE.....	13	13.9	14.4	9.8	7.4	4.1	3.5
ARSON.....	14	21.0	21.3	13.0	13.5	8.0	8.2
POSSESSION OF WEAPON.....	24	14.1	13.1	9.6	10.2	4.5	3.7
OTHER OFFENSES.....	39	16.4	14.3	11.0	9.9	5.4	5.2

TABLE 2A  
TIME SERVED ON PRISON SENTENCE  
TOTAL FELON NEW ADMISSIONS  
FIRST RELEASED TO PAROLE BY OFFENSE  
CALENDAR YEAR 1991

OFFENSE	TOTAL TIME SERVED (MONTHS)			TIME SERVED IN CDC INSTITUTIONS (MONTHS)		TIME IN CUSTODY PRIOR TO CDC (MONTHS)	
	NUMBER	MEAN	MEDIAN*	MEAN	MEDIAN	MEAN	MEDIAN
TOTAL.....	35,627	21.6	17.1	16.3	11.7	5.3	4.1
VIOLENT OFFENSES.....	8,436	33.2	25.4	27.3	18.8	5.9	4.5
HOMICIDE.....	707	48.1	39.3	40.4	33.1	7.7	5.9
MURDER 1ST.....	29	170.0	168.6	164.1	163.9	5.9	5.3
MURDER 2ND.....	16	97.8	96.2	82.1	76.1	15.7	11.5
MANSLAUGHTER.....	522	46.0	40.7	37.4	34.6	8.6	7.3
VEHICULAR MANSLAUGHTER.....	140	24.2	21.5	20.8	14.4	3.4	2.4
ROBBERY.....	3,203	29.3	21.6	23.6	16.9	5.7	4.2
ASSAULT.....	2,677	27.6	21.9	21.6	16.4	6.0	4.9
ASSAULT WITH DEADLY WEAPON...	1,712	26.4	22.7	20.4	16.9	6.0	4.9
ATTEMPTED MURDER 1ST.....	52	77.2	73.3	69.4	67.2	7.8	6.3
ATTEMPTED MURDER 2ND.....	100	63.6	62.0	54.8	53.2	8.8	6.7
OTHER ASSAULT/BATTERY.....	813	22.5	19.1	16.9	12.2	5.6	4.5
SEX OFFENSES.....	1,706	42.0	37.7	36.7	33.3	5.3	4.0
RAPE.....	438	49.2	40.7	43.0	35.4	6.2	5.1
LEWD ACT WITH CHILD.....	956	38.9	37.6	34.1	33.6	4.8	3.5
ORAL COPULATION.....	146	50.4	39.1	44.0	34.2	6.4	4.6
SODOMY.....	25	55.3	57.3	49.1	49.1	6.2	6.0
PENETRATION WITH OBJECT.....	39	45.1	39.3	38.9	36.0	6.2	4.5
OTHER SEX.....	102	22.9	16.9	18.5	11.8	4.4	3.4
KIDNAPPING.....	143	50.8	39.0	41.5	33.5	9.3	5.8

(Continued)

\*The median time served in CDC and prior to CDC may not add to the total median time served because the medians were calculated separately.

TABLE 2A (Continued)  
 TIME SERVED ON PRISON SENTENCE  
 TOTAL FELON NEW ADMISSIONS  
 FIRST RELEASED TO PAROLE BY OFFENSE  
 CALENDAR YEAR 1991

OFFENSE	TOTAL TIME SERVED (MONTHS)			TIME SERVED IN CDC INSTITUTIONS (MONTHS)		TIME IN CUSTODY PRIOR TO CDC (MONTHS)	
	NUMBER	MEAN	MEDIAN*	MEAN	MEDIAN	MEAN	MEDIAN
PROPERTY OFFENSES.....	10,304	18.4	14.5	13.4	10.7	5.0	3.8
BURGLARY.....	4,906	21.8	15.5	16.7	11.5	5.1	3.9
BURGLARY 1ST.....	2,750	27.1	24.9	21.8	17.4	5.3	3.9
BURGLARY 2ND.....	2,156	15.1	13.6	10.1	8.3	5.0	3.7
THEFT.....	3,650	14.8	13.3	10.0	8.3	4.8	3.6
GRAND THEFT.....	1,171	15.6	13.7	10.6	9.0	5.0	4.0
PETTY THEFT WITH PRIOR.....	1,465	14.2	13.0	9.6	8.1	4.6	3.1
RECEIVING STOLEN PROPERTY.....	1,014	14.9	13.4	9.9	8.3	5.0	4.0
VEHICLE THEFT.....	978	17.2	15.1	11.6	11.0	5.6	4.5
FORGERY/FRAUD.....	626	15.6	13.8	10.9	9.2	4.7	3.5
OTHER PROPERTY.....	144	17.3	14.3	12.2	9.8	5.1	3.8
DRUG OFFENSES.....	12,728	19.0	18.9	13.4	11.9	5.6	4.7
CS POSSESSION.....	4,223	14.0	13.1	8.5	7.4	5.5	4.7
CS POSSESSION FOR SALE.....	3,992	19.7	19.1	14.7	12.6	5.0	4.2
CS SALE.....	3,210	25.3	23.3	18.7	17.3	6.6	5.9
CS MANUFACTURING.....	153	28.4	25.8	23.7	21.1	4.7	4.1
CS OTHER.....	276	16.0	14.3	10.4	8.5	5.6	4.5
MARIJUANA POSSESSION.....	12	16.6	15.7	11.3	10.1	5.3	5.9
MARIJUANA POSS. FOR SALE.....	374	13.5	12.4	8.5	7.5	5.0	3.8
MARIJUANA SALE.....	442	18.4	16.5	12.1	11.1	6.3	5.4
MARIJUANA OTHER.....	46	14.8	13.4	10.8	11.5	4.0	2.5
OTHER OFFENSES.....	4,159	13.5	12.7	10.0	8.4	3.5	2.4
DRIVING UNDER THE INFLUENCE.....	3,039	12.3	10.4	9.4	8.2	2.9	2.0
ESCAPE.....	75	16.6	13.1	12.4	9.4	4.2	2.9
ARSON.....	149	22.2	20.5	15.7	12.8	6.5	6.3
POSSESSION OF WEAPON.....	524	15.9	13.8	11.5	10.0	4.4	3.3
OTHER OFFENSES.....	372	16.0	14.1	10.4	8.7	5.6	4.8

TABLE 2B  
TIME SERVED ON PRISON SENTENCE  
MALE FELON NEW ADMISSIONS  
FIRST RELEASED TO PAROLE BY OFFENSE  
CALENDAR YEAR 1991

OFFENSE	TOTAL TIME SERVED (MONTHS)			TIME SERVED IN CDC INSTITUTIONS (MONTHS)		TIME IN CUSTODY PRIOR TO CDC (MONTHS)	
	NUMBER	MEAN	MEDIAN*	MEAN	MEDIAN	MEAN	MEDIAN
TOTAL.....	32,105	22.0	17.8	16.7	11.9	5.3	4.1
VIOLENT OFFENSES.....	8,003	33.4	25.5	27.5	19.0	5.9	4.5
HOMICIDE.....	636	48.3	39.7	40.5	33.3	7.8	5.9
MURDER 1ST.....	26	171.1	169.1	165.6	164.5	5.5	5.1
MURDER 2ND.....	15	94.4	91.4	78.5	74.7	15.9	10.6
MANSLAUGHTER.....	464	46.4	41.3	37.6	35.0	8.8	7.3
VEHICULAR MANSLAUGHTER.....	131	24.8	24.4	21.3	16.2	3.5	2.5
ROBBERY.....	3,008	29.6	21.8	23.9	17.0	5.7	4.2
ASSAULT.....	2,543	27.8	22.0	21.8	16.5	6.0	4.9
ASSAULT WITH DEADLY WEAPON.....	1,630	26.6	23.0	20.6	17.0	6.0	5.0
ATTEMPTED MURDER 1ST.....	47	79.0	75.0	71.1	68.7	7.9	6.8
ATTEMPTED MURDER 2ND.....	97	63.7	62.1	54.9	53.2	8.8	6.6
OTHER ASSAULT/BATTERY.....	769	22.5	19.2	17.0	12.4	5.5	4.5
SEX OFFENSES.....	1,686	42.0	37.7	36.7	33.3	5.3	4.0
RAPE.....	438	49.2	40.7	43.0	35.4	6.2	5.1
LEWD ACT WITH CHILD.....	949	38.9	37.5	34.1	33.5	4.8	3.5
ORAL COPULATION.....	145	50.7	39.1	44.3	34.2	6.4	4.5
SODOMY.....	25	55.3	57.3	49.1	49.1	6.2	6.0
PENETRATION WITH OBJECT.....	39	45.1	39.3	38.9	36.0	6.2	4.5
OTHER SEX.....	90	22.0	16.3	17.6	11.7	4.4	3.4
KIDNAPPING.....	130	51.5	39.2	41.9	33.5	9.6	5.9

(Continued)

\*The median time served in CDC and prior to CDC may not add to the total median time served because the medians were calculated separately.

TABLE 2B (Continued)  
 TIME SERVED ON PRISON SENTENCE  
 MALE FELON NEW ADMISSIONS  
 FIRST RELEASED TO PAROLE BY OFFENSE  
 CALENDAR YEAR 1991

OFFENSE	TOTAL TIME SERVED (MONTHS)			TIME SERVED IN CDC INSTITUTIONS (MONTHS)		TIME IN CUSTODY PRIOR TO CDC (MONTHS)	
	NUMBER	MEAN	MEDIAN*	MEAN	MEDIAN	MEAN	MEDIAN
PROPERTY OFFENSES.....	9,096	18.9	14.7	13.8	10.8	5.1	3.9
BURGLARY.....	4,585	22.1	15.7	16.9	11.5	5.2	3.9
BURGLARY 1ST.....	2,610	27.4	25.0	22.1	17.7	5.3	3.9
BURGLARY 2ND.....	1,975	15.1	13.6	10.1	8.3	5.0	3.7
THEFT.....	3,045	15.0	13.5	10.1	8.4	4.9	3.7
GRAND THEFT.....	992	15.8	13.8	10.7	9.1	5.1	4.1
PETTY THEFT WITH PRIOR.....	1,095	14.3	13.2	9.7	8.2	4.6	3.1
RECEIVING STOLEN PROPERTY.....	958	15.0	13.5	10.0	8.3	5.0	3.9
VEHICLE THEFT.....	940	17.4	15.3	11.7	11.1	5.7	4.6
FORGERY/FRAUD.....	413	15.9	14.1	10.8	9.1	5.1	4.1
OTHER PROPERTY.....	113	18.2	14.9	13.1	10.6	5.1	3.5
DRUG OFFENSES.....	11,007	19.2	19.0	13.6	12.1	5.6	4.7
CS POSSESSION.....	3,448	14.1	13.2	8.6	7.5	5.5	4.6
CS POSSESSION FOR SALE.....	3,540	20.0	19.2	14.9	12.8	5.1	4.2
CS SALE.....	2,802	25.3	23.4	18.8	17.4	6.5	5.8
CS MANUFACTURING.....	138	28.2	25.9	23.6	21.2	4.6	4.1
CS OTHER.....	242	16.0	14.4	10.5	8.5	5.5	4.4
MARIJUANA POSSESSION.....	11	16.6	14.9	11.4	9.9	5.2	5.1
MARIJUANA POSS. FOR SALE.....	363	13.7	12.5	8.6	7.5	5.1	3.8
MARIJUANA SALE.....	420	18.5	16.6	12.2	11.1	6.3	5.4
MARIJUANA OTHER.....	43	15.0	13.5	10.9	11.8	4.1	3.2
OTHER OFFENSES.....	3,999	13.5	12.6	10.0	8.3	3.5	2.4
DRIVING UNDER THE INFLUENCE.....	2,945	12.3	10.5	9.4	8.2	2.9	2.0
ESCAPE.....	67	16.7	12.4	12.4	9.0	4.3	2.7
ARSON.....	135	22.4	19.6	16.0	12.7	6.4	5.8
POSSESSION OF WEAPON.....	513	15.9	13.8	11.5	10.0	4.4	3.3
OTHER OFFENSES.....	339	15.9	14.0	10.3	8.6	5.6	4.7

TABLE 2C  
 TIME SERVED ON PRISON SENTENCE  
 FEMALE FELON NEW ADMISSIONS  
 FIRST RELEASED TO PAROLE BY OFFENSE  
 CALENDAR YEAR 1991

OFFENSE	TOTAL TIME SERVED (MONTHS)			TIME SERVED IN CDC INSTITUTIONS (MONTHS)		TIME IN CUSTODY PRIOR TO CDC (MONTHS)	
	NUMBER	MEAN	MEDIAN*	MEAN	MEDIAN	MEAN	MEDIAN
TOTAL.....	3,522	17.9	14.6	12.7	10.5	5.2	4.3
VIOLENT OFFENSES.....	433	29.2	21.8	23.3	16.8	5.9	4.6
HOMICIDE.....	71	46.2	36.8	39.5	30.9	6.7	6.3
MURDER 1ST.....	3	168.9	156.2	151.8	154.0	17.1	17.1
MURDER 2ND.....	1	149.5	149.5	137.1	137.1	12.4	12.4
MANSLAUGHTER.....	58	43.3	37.6	36.1	33.1	7.2	7.3
VEHICULAR MANSLAUGHTER.....	9	15.4	12.7	13.6	12.1	1.8	1.0
ROBBERY.....	195	25.1	20.5	19.3	15.0	5.8	4.2
ASSAULT.....	134	23.6	20.0	17.8	14.1	5.8	4.5
ASSAULT WITH DEADLY WEAPON..	82	21.8	20.7	16.3	13.8	5.5	4.3
ATTEMPTED MURDER 1ST.....	5	60.0	65.2	52.7	47.8	7.3	5.0
ATTEMPTED MURDER 2ND.....	3	63.8	35.0	53.9	25.9	9.9	8.4
OTHER ASSAULT/BATTERY.....	44	20.0	16.4	14.1	11.4	5.9	5.1
SEX OFFENSES.....	20	36.7	24.6	31.5	20.6	5.2	4.2
RAPE.....	0	0.0	0.0	0.0	0.0	0.0	0.0
LEWD ACT WITH CHILD.....	7	52.6	44.1	45.2	36.4	7.4	5.1
ORAL COPULATION.....	1	18.0	17.9	12.4	12.4	5.6	5.6
SODOMY.....	0	0.0	0.0	0.0	0.0	0.0	0.0
PENETRATION WITH OBJECT.....	0	0.0	0.0	0.0	0.0	0.0	0.0
OTHER SEX.....	12	29.1	19.2	25.2	16.9	3.9	2.9
KIDNAPPING.....	13	43.5	37.2	37.6	34.5	5.9	4.6

(Continued)

\*The median time served in CDC and prior to CDC may not add to the total median time served because the medians were calculated separately.



TABLE 2C (Continued)  
 TIME SERVED ON PRISON SENTENCE  
 FEMALE FELON NEW ADMISSIONS  
 FIRST RELEASED TO PAROLE BY OFFENSE  
 CALENDAR YEAR 1991

OFFENSE	TOTAL TIME SERVED (MONTHS)			TIME SERVED IN CDC INSTITUTIONS (MONTHS)		TIME IN CUSTODY PRIOR TO CDC (MONTHS)	
	NUMBER	MEAN	MEDIAN*	MEAN	MEDIAN	MEAN	MEDIAN
PROPERTY OFFENSES.....	1,208	15.1	13.3	10.6	8.7	4.5	3.3
BURGLARY.....	321	17.5	14.1	12.7	10.6	4.8	3.6
BURGLARY 1ST.....	140	21.6	14.8	16.7	11.8	4.9	3.6
BURGLARY 2ND.....	181	14.5	13.2	9.7	7.8	4.8	3.6
THEFT.....	605	13.9	12.9	9.4	8.0	4.5	3.3
GRAND THEFT.....	179	14.6	13.2	10.2	8.3	4.4	3.3
PETTY THEFT WITH PRIOR.....	370	13.5	12.2	9.1	7.9	4.4	3.1
RECEIVING STOLEN PROPERTY.....	56	14.0	13.2	8.9	7.3	5.1	4.2
VEHICLE THEFT.....	38	14.2	13.7	9.1	9.0	5.1	4.2
FORGERY/FRAUD.....	213	15.1	13.4	11.1	9.2	4.0	2.6
OTHER PROPERTY.....	31	14.0	13.2	8.9	7.6	5.1	4.8
DRUG OFFENSES.....	1,721	17.5	15.5	11.8	10.6	5.7	5.1
CS POSSESSION.....	775	13.5	12.8	7.8	7.0	5.7	5.1
CS POSSESSION FOR SALE.....	452	18.2	15.7	13.4	11.7	4.8	3.9
CS SALE.....	408	24.4	22.5	17.6	16.9	6.8	6.2
CS MANUFACTURING.....	15	30.5	25.2	25.2	19.2	5.3	4.1
CS OTHER.....	34	15.6	14.3	9.8	8.2	5.8	5.4
MARIJUANA POSSESSION.....	1	17.0	17.0	10.4	10.4	6.6	6.6
MARIJUANA POSS. FOR SALE.....	11	11.8	10.7	7.3	7.2	4.5	5.5
MARIJUANA SALE.....	22	16.5	15.1	10.7	10.5	5.8	5.7
MARIJUANA OTHER.....	3	12.0	12.6	10.1	9.4	1.9	0.8
OTHER OFFENSES.....	160	14.6	13.1	10.5	8.8	4.1	2.8
DRIVING UNDER THE INFLUENCE.....	94	12.6	10.3	9.7	8.2	2.9	2.1
ESCAPE.....	8	15.7	14.6	12.5	11.3	3.2	3.5
ARSON.....	14	21.0	21.3	13.0	13.5	8.0	8.2
POSSESSION OF WEAPON.....	11	15.5	14.4	10.3	8.4	5.2	4.4
OTHER OFFENSES.....	33	16.9	14.5	11.4	10.1	5.5	5.3

TABLE 3A  
 TIME SERVED ON PRISON SENTENCE  
 TOTAL PAROLE VIOLATORS RETURNED WITH A NEW TERM (PV-WNT)  
 FIRST RELEASED TO PAROLE BY OFFENSE  
 CALENDAR YEAR 1991

OFFENSE	TOTAL TIME SERVED (MONTHS)			TIME SERVED IN CDC INSTITUTIONS (MONTHS)		TIME IN CUSTODY PRIOR TO CDC (MONTHS)	
	NUMBER	MEAN	MEDIAN*	MEAN	MEDIAN	MEAN	MEDIAN
TOTAL.....	13,577	19.5	14.1	16.0	11.6	3.5	2.4
VIOLENT OFFENSES.....	1,710	32.7	25.2	28.0	20.2	4.7	3.6
HOMICIDE.....	40	56.9	43.7	47.5	33.8	9.4	8.2
MURDER 1ST.....	4	160.5	178.0	155.0	171.5	5.5	6.0
MURDER 2ND.....	2	52.6	52.6	49.3	49.3	3.3	3.3
MANSLAUGHTER.....	26	53.2	47.4	42.1	33.8	11.1	9.8
VEHICULAR MANSLAUGHTER.....	8	17.8	15.7	10.7	7.7	7.1	5.8
ROBBERY.....	894	34.8	27.0	30.3	23.6	4.5	3.6
ASSAULT.....	605	24.9	19.2	20.5	15.2	4.4	3.3
ASSAULT WITH DEADLY WEAPON..	341	27.8	23.6	23.2	18.1	4.6	3.6
ATTEMPTED MURDER 1ST.....	2	85.8	85.8	78.7	78.7	7.1	7.1
ATTEMPTED MURDER 2ND.....	4	82.6	84.7	70.7	69.1	11.9	5.8
OTHER ASSAULT/BATTERY.....	258	19.7	14.1	15.8	11.5	3.9	2.8
SEX OFFENSES.....	148	42.7	37.2	36.9	26.8	5.8	4.0
RAPE.....	45	53.8	50.1	47.3	41.8	6.5	4.8
LEWD ACT WITH CHILD.....	37	44.3	43.0	37.8	33.5	6.5	4.5
ORAL COPULATION.....	22	54.7	40.8	48.5	38.0	6.2	5.2
SODOMY.....	4	63.2	62.6	58.2	57.0	5.0	4.4
PENETRATION WITH OBJECT.....	4	38.9	31.0	28.6	22.4	10.3	8.6
OTHER SEX.....	36	17.9	17.9	14.3	14.6	3.6	3.4
KIDNAPPING.....	23	51.4	51.4	44.6	46.8	6.8	5.0

(Continued)

\*The median time served in CDC and prior to CDC may not add to the total median time served because the medians were calculated separately.

TABLE 3A (Continued)  
 TIME SERVED ON PRISON SENTENCE  
 TOTAL PAROLE VIOLATORS RETURNED WITH A NEW TERM (PV-WNT)  
 FIRST RELEASED TO PAROLE BY OFFENSE  
 CALENDAR YEAR 1991

OFFENSE	TOTAL TIME SERVED (MONTHS)			TIME SERVED IN CDC INSTITUTIONS (MONTHS)		TIME IN CUSTODY PRIOR TO CDC (MONTHS)	
	NUMBER	MEAN	MEDIAN*	MEAN	MEDIAN	MEAN	MEDIAN
PROPERTY OFFENSES.....	6,313	18.1	13.6	15.0	11.5	3.1	2.2
BURGLARY.....	2,371	23.1	15.1	19.7	12.4	3.4	2.4
BURGLARY 1ST.....	861	37.0	34.4	32.6	30.2	4.4	3.5
BURGLARY 2ND.....	1,510	15.3	13.3	12.4	11.2	2.9	2.0
THEFT.....	2,984	14.5	13.1	11.7	10.6	2.8	2.0
GRAND THEFT.....	576	16.6	13.4	13.3	11.1	3.3	2.2
PETTY THEFT WITH PRIOR.....	1,737	13.6	12.9	11.1	10.3	2.5	1.8
RECEIVING STOLEN PROPERTY.....	671	14.9	13.1	11.7	10.2	3.2	2.4
VEHICLE THEFT.....	651	17.3	14.9	14.0	12.2	3.3	2.3
FORGERY/FRAUD.....	237	16.9	13.4	13.5	11.1	3.4	2.3
OTHER PROPERTY.....	70	15.4	13.0	11.5	8.8	3.9	2.6
DRUG OFFENSES.....	4,487	17.2	14.3	13.7	11.5	3.5	2.5
CS POSSESSION.....	2,179	13.5	12.3	10.4	8.7	3.1	2.2
CS POSSESSION FOR SALE.....	975	20.3	19.2	16.3	15.4	4.0	3.0
CS SALE.....	804	24.6	21.9	20.3	17.9	4.3	3.4
CS MANUFACTURING.....	12	31.3	31.4	25.0	24.4	6.3	6.2
CS OTHER.....	225	14.8	12.5	12.0	9.4	2.8	1.9
MARIJUANA POSSESSION.....	1	18.2	18.2	13.4	13.4	4.8	4.8
MARIJUANA POSS. FOR SALE.....	149	13.6	12.0	10.8	8.6	2.8	2.0
MARIJUANA SALE.....	133	18.0	14.6	14.9	12.0	3.1	2.2
MARIJUANA OTHER.....	9	16.5	19.5	12.7	13.8	3.8	3.0
OTHER OFFENSES.....	1,067	15.2	13.1	12.1	10.7	3.1	2.2
DRIVING UNDER THE INFLUENCE.....	326	13.7	13.1	10.9	10.7	2.8	2.2
ESCAPE.....	67	15.4	9.7	11.8	7.4	3.6	2.7
ARSON.....	14	29.7	24.3	25.8	22.2	3.9	3.3
POSSESSION OF WEAPON.....	570	15.5	13.1	12.4	10.7	3.1	2.2
OTHER OFFENSES.....	90	16.5	13.8	12.4	10.3	4.1	3.3

TABLE 3B  
TIME SERVED ON PRISON SENTENCE  
MALE PAROLE VIOLATORS RETURNED WITH A NEW TERM (PV-WNT)  
FIRST RELEASED TO PAROLE BY OFFENSE  
CALENDAR YEAR 1991

OFFENSE	TOTAL TIME SERVED (MONTHS)			TIME SERVED IN CDC INSTITUTIONS (MONTHS)		TIME IN CUSTODY PRIOR TO CDC (MONTHS)	
	NUMBER	MEAN	MEDIAN*	MEAN	MEDIAN	MEAN	MEDIAN
TOTAL.....	12,619	19.8	14.2	16.3	11.7	3.5	2.4
VIOLENT OFFENSES.....	1,662	32.9	25.3	28.2	20.5	4.7	3.6
HOMICIDE.....	40	56.9	43.7	47.5	33.8	9.4	8.2
MURDER 1ST.....	4	160.5	178.0	155.0	171.5	5.5	6.0
MURDER 2ND.....	2	52.6	52.6	49.3	49.3	3.3	3.3
MANSLAUGHTER.....	26	53.2	47.4	42.1	33.8	11.1	9.8
VEHICULAR MANSLAUGHTER.....	8	17.8	15.7	10.7	7.7	7.1	5.8
ROBBERY.....	862	35.1	27.3	30.6	23.6	4.5	3.6
ASSAULT.....	589	25.0	19.2	20.6	15.2	4.4	3.3
ASSAULT WITH DEADLY WEAPON..	332	27.9	23.9	23.3	18.3	4.6	3.6
ATTEMPTED MURDER 1ST.....	2	85.8	85.8	78.7	78.7	7.1	7.1
ATTEMPTED MURDER 2ND.....	4	82.6	84.7	70.7	69.1	11.9	5.8
OTHER ASSAULT/BATTERY.....	251	19.7	14.1	15.8	11.5	3.9	2.8
SEX OFFENSES.....	148	42.7	37.2	36.9	26.8	5.8	4.0
RAPE.....	45	53.8	50.1	47.3	41.8	6.5	4.8
LEWD ACT WITH CHILD.....	37	44.3	43.0	37.8	33.5	6.5	4.5
ORAL COPULATION.....	22	54.7	40.8	48.5	38.0	6.2	5.2
SODOMY.....	4	63.2	62.6	58.2	57.0	5.0	4.4
PENETRATION WITH OBJECT.....	4	38.9	31.0	28.6	22.4	10.3	8.6
OTHER SEX.....	36	17.9	17.9	14.3	14.6	3.6	3.4
KIDNAPPING.....	23	51.4	51.4	44.6	46.8	6.8	5.0

(Continued)

\*The median time served in CDC and prior to CDC may not add to the total median time served because the medians were calculated separately.

TABLE 3B (Continued)  
TIME SERVED ON PRISON SENTENCE  
MALE PAROLE VIOLATORS RETURNED WITH A NEW TERM (PV-WNT)  
FIRST RELEASED TO PAROLE BY OFFENSE  
CALENDAR YEAR 1991

OFFENSE	TOTAL TIME SERVED (MONTHS)			TIME SERVED IN CDC INSTITUTIONS (MONTHS)		TIME IN CUSTODY PRIOR TO CDC (MONTHS)	
	NUMBER	MEAN	MEDIAN*	MEAN	MEDIAN	MEAN	MEDIAN
PROPERTY OFFENSES.....	5,757	18.5	13.7	15.3	11.5	3.2	2.2
BURGLARY.....	2,273	23.3	15.2	19.9	12.5	3.4	2.4
BURGLARY 1ST.....	825	37.6	35.9	33.2	31.1	4.4	3.5
BURGLARY 2ND.....	1,448	15.3	13.3	12.4	11.2	2.9	2.0
THEFT.....	2,596	14.6	13.1	11.7	10.6	2.9	2.0
GRAND THEFT.....	530	16.7	13.5	13.4	11.2	3.3	2.2
PETTY THEFT WITH PRIOR.....	1,431	13.6	12.9	11.1	10.2	2.5	1.8
RECEIVING STOLEN PROPERTY.....	635	15.0	13.1	11.8	10.3	3.2	2.4
VEHICLE THEFT.....	636	17.4	14.9	14.1	12.2	3.3	2.3
FORGERY/FRAUD.....	195	16.8	13.4	13.5	11.1	3.3	2.3
OTHER PROPERTY.....	57	15.8	13.5	11.9	9.4	3.9	2.6
DRUG OFFENSES.....	4,165	17.4	14.4	13.9	11.6	3.5	2.5
CS POSSESSION.....	1,987	13.6	12.4	10.5	8.8	3.1	2.2
CS POSSESSION FOR SALE.....	923	20.3	19.2	16.3	15.4	4.0	3.0
CS SALE.....	760	24.8	22.1	20.4	18.0	4.4	3.4
CS MANUFACTURING.....	11	32.3	31.6	26.0	25.3	6.3	6.7
CS OTHER.....	204	14.9	12.5	12.1	9.5	2.8	1.9
MARIJUANA POSSESSION.....	1	18.2	18.2	13.4	13.4	4.8	4.8
MARIJUANA POSS. FOR SALE.....	145	13.5	11.7	10.8	8.6	2.7	2.0
MARIJUANA SALE.....	126	17.9	14.5	15.0	12.0	2.9	2.2
MARIJUANA OTHER.....	8	16.0	17.0	11.9	13.2	4.1	3.3
OTHER OFFENSES.....	1,035	15.3	13.1	12.2	10.7	3.1	2.2
DRIVING UNDER THE INFLUENCE.....	318	13.7	13.1	10.9	10.7	2.8	2.2
ESCAPE.....	62	15.7	9.6	12.3	7.6	3.4	2.6
ARSON.....	14	29.7	24.3	25.8	22.2	3.9	3.3
POSSESSION OF WEAPON.....	557	15.6	13.1	12.5	10.8	3.1	2.1
OTHER OFFENSES.....	84	16.8	13.8	12.7	10.4	4.1	3.3

TABLE 3C  
 TIME SERVED ON PRISON SENTENCE  
 FEMALE PAROLE VIOLATORS RETURNED WITH A NEW TERM (PV-WNT)  
 FIRST RELEASED TO PAROLE BY OFFENSE  
 CALENDAR YEAR 1991

OFFENSE	TOTAL TIME SERVED (MONTHS)			TIME SERVED IN CDC INSTITUTIONS (MONTHS)		TIME IN CUSTODY PRIOR TO CDC (MONTHS)	
	NUMBER	MEAN	MEDIAN*	MEAN	MEDIAN	MEAN	MEDIAN
TOTAL.....	958	15.7	13.3	12.5	10.9	3.2	2.2
VIOLENT OFFENSES.....	48	24.9	20.5	20.9	17.8	4.0	3.5
HOMICIDE.....	0	0.0	0.0	0.0	0.0	0.0	0.0
MURDER 1ST.....	0	0.0	0.0	0.0	0.0	0.0	0.0
MURDER 2ND.....	0	0.0	0.0	0.0	0.0	0.0	0.0
MANSLAUGHTER.....	0	0.0	0.0	0.0	0.0	0.0	0.0
VEHICULAR MANSLAUGHTER.....	0	0.0	0.0	0.0	0.0	0.0	0.0
ROBBERY.....	32	27.4	22.0	23.2	18.8	4.2	3.8
ASSAULT.....	16	19.9	19.3	16.3	15.6	3.6	3.3
ASSAULT WITH DEADLY WEAPON..	9	19.7	19.8	16.4	16.7	3.3	3.3
ATTEMPTED MURDER 1ST.....	0	0.0	0.0	0.0	0.0	0.0	0.0
ATTEMPTED MURDER 2ND.....	0	0.0	0.0	0.0	0.0	0.0	0.0
OTHER ASSAULT/BATTERY.....	7	20.3	13.5	16.3	11.3	4.0	3.4
SEX OFFENSES.....	0	0.0	0.0	0.0	0.0	0.0	0.0
RAPE.....	0	0.0	0.0	0.0	0.0	0.0	0.0
LEWD ACT WITH CHILD.....	0	0.0	0.0	0.0	0.0	0.0	0.0
ORAL COPULATION.....	0	0.0	0.0	0.0	0.0	0.0	0.0
SODOMY.....	0	0.0	0.0	0.0	0.0	0.0	0.0
PENETRATION WITH OBJECT.....	0	0.0	0.0	0.0	0.0	0.0	0.0
OTHER SEX.....	0	0.0	0.0	0.0	0.0	0.0	0.0
KIDNAPPING.....	0	0.0	0.0	0.0	0.0	0.0	0.0

(Continued)

\*The median time served in CDC and prior to CDC may not add to the total median time served because the medians were calculated separately.

TABLE 3C (Continued)  
 TIME SERVED ON PRISON SENTENCE  
 FEMALE PAROLE VIOLATORS RETURNED WITH A NEW TERM (PV-WNT)  
 FIRST RELEASED TO PAROLE BY OFFENSE  
 CALENDAR YEAR 1991

OFFENSE	TOTAL TIME SERVED (MONTHS)			TIME SERVED IN CDC INSTITUTIONS (MONTHS)		TIME IN CUSTODY PRIOR TO CDC (MONTHS)	
	NUMBER	MEAN	MEDIAN*	MEAN	MEDIAN	MEAN	MEDIAN
PROPERTY OFFENSES.....	556	15.2	13.1	12.3	10.8	2.9	2.0
BURGLARY.....	98	19.0	13.6	15.5	11.4	3.5	2.1
BURGLARY 1ST.....	36	25.0	25.0	20.0	16.5	5.0	3.0
BURGLARY 2ND.....	62	15.5	12.9	12.8	11.1	2.7	1.9
THEFT.....	388	14.1	13.0	11.4	10.6	2.7	1.9
GRAND THEFT.....	46	15.5	13.1	12.2	10.6	3.3	2.4
PETTY THEFT WITH PRIOR.....	306	14.0	13.0	11.4	10.8	2.6	1.8
RECEIVING STOLEN PROPERTY.....	36	13.6	12.5	10.7	9.0	2.9	1.9
VEHICLE THEFT.....	15	16.1	14.5	12.6	11.8	3.5	2.3
FORGERY/FRAUD.....	42	17.1	13.6	13.6	10.7	3.5	2.3
OTHER PROPERTY.....	13	13.6	10.2	9.5	7.4	4.1	2.8
DRUG OFFENSES.....	322	15.3	13.3	11.9	10.7	3.4	2.4
CS POSSESSION.....	192	12.4	11.2	9.4	8.3	3.0	2.2
CS POSSESSION FOR SALE.....	52	19.8	19.1	15.9	13.8	3.9	2.6
CS SALE.....	44	23.0	20.3	18.9	17.4	4.1	2.9
CS MANUFACTURING.....	1	19.7	19.6	13.9	13.9	5.8	5.8
CS OTHER.....	21	13.1	11.7	10.4	8.1	2.7	2.2
MARIJUANA POSSESSION.....	0	0.0	0.0	0.0	0.0	0.0	0.0
MARIJUANA POSS. FOR SALE.....	4	13.5	13.4	9.0	8.7	4.5	2.6
MARIJUANA SALE.....	7	18.8	19.7	13.8	11.4	5.0	4.2
MARIJUANA OTHER.....	1	20.3	20.3	18.9	18.9	1.4	1.4
OTHER OFFENSES.....	32	12.7	12.6	8.7	8.4	4.0	3.0
DRIVING UNDER THE INFLUENCE.....	8	12.9	13.1	10.5	9.3	2.4	1.7
ESCAPE.....	5	11.0	10.9	5.5	9.3	5.5	3.5
ARSON.....	0	0.0	0.0	0.0	0.0	0.0	0.0
POSSESSION OF WEAPON.....	13	12.9	12.0	9.0	10.5	3.9	3.2
OTHER OFFENSES.....	6	13.2	13.3	8.4	8.1	4.8	4.8