

Crime Reported in Alaska

1991

139088



**Uniform Crime Reporting
DEPARTMENT OF PUBLIC SAFETY**

Crime Reported in Alaska

1991

Uniform Crime Reporting

DEPARTMENT OF PUBLIC SAFETY

139088

U.S. Department of Justice
National Institute of Justice

This document has been reproduced exactly as received from the person or organization originating it. Points of view or opinions stated in this document are those of the authors and do not necessarily represent the official position or policies of the National Institute of Justice.

Permission to reproduce this copyrighted material has been granted by

Alaska Department of Public
Safety

to the National Criminal Justice Reference Service (NCJRS).

Further reproduction outside of the NCJRS system requires permission of the copyright owner.

Prepared By:

Administrative Services

Records and Identification
Information Systems

"Crime Reported in Alaska" is a publication of the Administrative Services Division of the Alaska Department of Public Safety. Printed in Anchorage, Alaska at a cost of \$11.23 per book, it is intended to inform Alaskans about the type and frequency of crime reported in Alaska during 1991.

TABLE OF CONTENTS

Uniform Crime Reporting Program	1
Contributing Agencies	2
Alaska Map	3
Reported Crime Frequency 1991	4
Total Crimes and Crime Index Rate	5
Crime Summary - Alaska	5
Part I Offenses, Crimes and Rates	6
Reported Part I Offenses (Graph)	7
Estimated Crime Rate (Graph)	8
Population (Graph)	9
Officers Killed in the Line of Duty	10
Law Enforcement Employees by Agency	11
1991 Statewide Totals	13

PART I OFFENSES

Murder

Trend	23
Summary	23
Year (Graph)	25
Weapon (Graph)	25
Month (Graph)	27
Relationship (Graph)	27
Offenders by Age, Sex , Race	29
Victim by Age, Sex, Race	30

Rape

Trend	31
Summary	31
Year (Graph)	33
Attempt vs Force (Graph)	33
Month (Graph)	35
Arrests by Age, Sex, Race	37

Robbery

Trend	39
Summary	39
Year (Graph)	41
Weapon (Graph)	41
Month (Graph)	43
Place of Occurrence (Graph)	43
Arrests by Age, Sex, Race	45

Aggravated Assaults

Trend	47
Summary	47

Year (Graph)	49
Weapon (Graph)	49
Month (Graph)	51
Arrests by Age, Sex, Race	53
Burglary	
Trend	55
Summary	55
Year (Graph)	57
Types of Entry (Graph)	57
Month (Graph)	59
Place/Time of Occurrence (Graph)	59
Arrests by Age, Sex, Race	61
Larceny	
Trend	63
Summary	63
Year (Graph)	65
Type (Graph)	65
Month (Graph)	67
Arrests By Age, Sex, Race	69
Motor Vehicle Theft	
Trend	71
Summary	71
Year (Graph)	73
Type (Graph)	73
Month (Graph)	75
Arrests by Age, Sex, Race	77

TABLES FOR CONTRIBUTING AGENCIES

Offenses Known to the Police	
Property Stolen by Class	
Property by Type and Value	
Arrests by Age, Sex, Race	
Law Enforcement Officers Killed or Assaulted	
Arson Offenses	
Alaska State Troopers	81
Anchorage Airport Safety	91
Anchorage Police Department	99
Bethel Police Department	109
Bristol Bay Police Department	117
Cordova Police Department	125
Craig Police Department	133
Fairbanks Airport Safety	141
Fairbanks Police Department	149
Haines Police Department	157
Homer Police Department	165

Juneau Police Department	175
Kenai Police Department	185
Ketchikan Police Department	193
Klawock Police Department	197
Kodiak Police Department	205
Kotzebue Police Department	215
Nome Police Department	225
North Pole Police Department	233
North Slope Borough	241
Palmer Police Department	251
Petersburg Police Department	259
Seward Police Department	267
Skagway Police Department	277
Soldotna Police Department	285
Wrangell Police Department	295
 Definitions	 303

UNIFORM CRIME REPORTING PROGRAM

The major source of data used to measure the trend and distribution of crime in Alaska is the Uniform Crime Reporting (UCR) Program. This consists of seven offense categories that have been defined as crime index offenses by the FBI because of their seriousness and frequency. The Crime Index is a basic measure of crime which can be used for comparing the extent of crime among cities and states of similar size. The index is simply the total number of certain offenses that occur in a given area in a given calendar period. Violent crime index offenses are: murder, forcible rape, robbery, and aggravated assault. Property crime offenses are: burglary, larceny/theft and motor vehicle theft.

For over 15 years, the Department of Public Safety has been coordinating and compiling the UCR reporting program from a fluctuating number of voluntarily participating agencies. Monthly crime index data is collected from local law enforcement agencies statewide for the purpose of measuring the level of criminal activity within the state, and that data is transmitted to the FBI for inclusion in its annual report, Crime in the United States. At present the program is operated on a semi-manual and computerized basis. Some department's data is compiled off of locally generated reports while other's is submitted through the Alaska Public Safety Information Network (APSIN) which provides local data input and automated generation of statistical reports.

While the UCR statistics represent one of the major basis for public and political awareness of crime and are a primary source for a statistical understanding of the local and statewide crime problem, one must be aware that Part II offenses, some misdemeanor cases and violations, such as domestic disturbances, protective custodies and the full range of lesser statutory crimes and ordinance violations, are not retained in the APSIN system for all agencies. Therefore, the fact that activities related to these offenses demand major commitments of staff time by all law enforcement agencies is not recognized in this document. Additionally, the 1991 Crime in Alaska was compiled from UCR data submitted by only 26 of the more than 40 law enforcement agencies within Alaska. Most major cities and more than 85% of the population are represented but there are significant areas not included. Consequently, the figures presented do not provide a complete picture of all criminal activity statewide.

CONTRIBUTING AGENCIES 1991

SUMMARY BASED DATA YEARS PARTICIPATING

Alaska State Troopers	1976 - 1991
Anchorage Police Department	1976 - 1991
Fairbanks Police Department	1976 - 1991
North Slope Borough Public Safety	1977 - 1991

INCIDENT BASED DATA

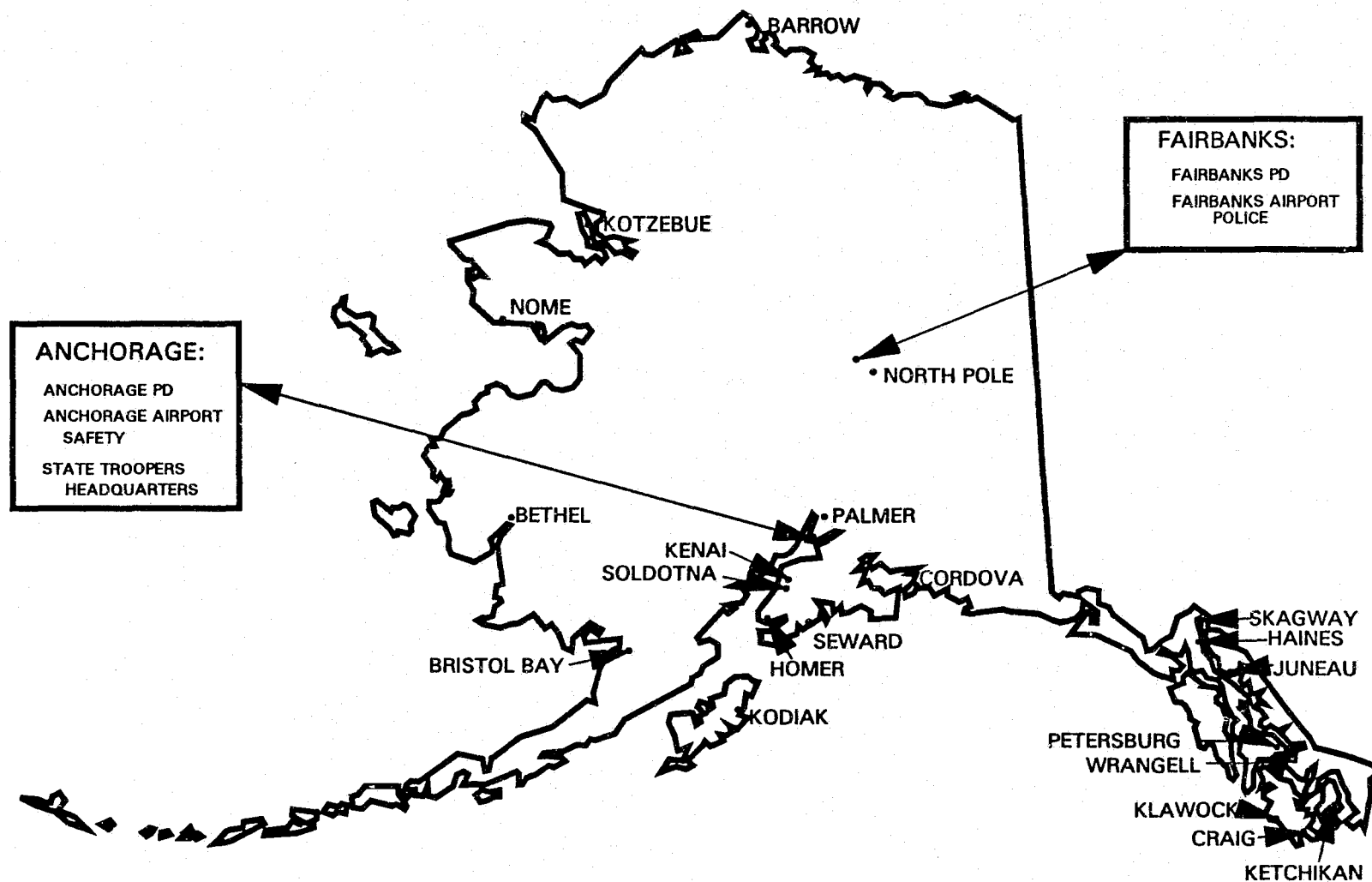
Anchorage Airport Sec	1989 - 1991	Klawock PD	1980, 1987, 1988 & 1991
Bethel Police	1987 - 1991	Kodiak Police	1980 - 1991
Bristol Bay Police	1985 - 1991	Kotzebue Police	1980 - 1991
Cordova Police	1978 - 1991	Nome Police	1978 - 1991
Craig Police	1983 - 1991	North Pole Police	1978 - 1991
Fairbanks Airport Sec	1990 - 1991	Palmer Police	1977 - 1991
Haines Police	1985 - 1991	Petersburg Police	1976 - 1991
Homer Police	1976 - 1991	Seward Police	1978 - 1991
Juneau Police	1976 - 1991	Skagway Police	1977 - 1991
Kenai Police	1976 - 1991	Soldotna Police	1977 - 1991
Ketchikan Police	1976 - 1987 1989 - 1991	Wrangell Police	1976 - 1991

The excellent cooperation given the Department of Public Safety by the Chiefs of Police, Agency Heads and UCR Clerks is gratefully acknowledged.

NO LONGER REPORTING


Dillingham Police	1981 - 1987	Hoonah Police	1978
Sand Point Police	1989	Sitka Police	1976 - 1988
Unalaska Police	1980 - 1981 & 83	St. Paul Police	1987 - 1989
Whittier Police	1978	Valdez Police	1976 - 1983

ALASKA UCR REPORTING AGENCIES



REPORTED CRIME FREQUENCY 1991

ALASKA CRIME CLOCK 1991



one
CRIME INDEX
OFFENSE
every 16 min. 22 sec.

one
VIOLENT CRIME
every 2 hours 34 min.

one
MURDER
every 8 days 2 hours 40 min.

one
FORCIBLE RAPE
every 16 hours 32 min.

one
ROBBERY
every 13 hours 37 min.

one
AGGRAVATED ASSAULT
every 4 hours

one
PROPERTY CRIME
every 18 min. 19 sec.

one
BURGLARY
every 1 hour 35 min.

one
LARCENY - THEFT
every 25 min. 59 sec.

one
MOTOR VEHICLE THEFT
every 2 hours 58 min.

The crime clock should be viewed with care. Being the most aggregate representation of UCR data, it is designed to convey the annual reported crime experience by showing the relative frequency of occurrence of the Index Offenses. This mode of display should not be taken to imply a regularity in the commission of the Part I Offenses; rather, it represents the annual ratio of reported crime to fixed time intervals.

TABLE I
PART I OFFENSES
TOTAL CRIMES AND CRIME INDEX RATE
1990 - 1991

PERCENT CHANGE 1990/1991	POPULATION	TOTAL OFFENSES	VIOLENT CRIMES	PROPERTY CRIMES	CRIMINAL HOMICIDE	FORCIBLE RAPE	ROBBERY	AGGRIVATED ASSAULT	BURGLARY	LARCENY /THEFT	MOTOR VEHICLE THEFT
INDEX NUMBER	+3.7%	+16.3%	+18.6%	+16.0%	+21.6%	+28.3%	+53.5%	+9.3%	+13.4%	+19.8%	-1.3%
INDEX RATE *		+12.1%	+14.5%	+11.9%	+17.1%	**	+48.0%	+5.4%	+9.4%	+15.6%	-4.8%

* RATE PER 100,000 POPULATION

POPULATION FIGURE FOR 1991 BASED ON INFORMATION PROVIDED BY THE BUREAU OF CENSUS THROUGH THE FBI.

NEG. MANSLAUGHTER AND SIMPLE ASSAULTS ARE NOT INCLUDED IN THE UCR CRIME INDEX.

** FEMALE POPULATION FIGURE NOT AVAILABLE FOR 1991.

CRIME SUMMARY - ALASKA

Alaska experienced an increase of 16.3% in the total number of Crime Index offenses in 1991. Among violent crimes (murder, forcible rape, robbery and aggravated assault). Robbery experienced the highest increase (up 53.5%).

The only decline occurred in Motor Vehicle Theft, which dropped by 1.3% compared to 1990. The total property crime offenses (burglary, larceny/theft, and motor vehicle theft) showed an increase of 16.0%. Larceny theft had the highest increase of 19.8% in the property crimes, where Burglary increased 13.4% and Motor Vehicle Theft decreased by 1.3%.

TABLE II
PART I OFFENSES
CRIME AND RATES FOR ALASKA
1987 - 1991

	POPULATION	TOTAL OFFENSES	VIOLENT CRIMES	PROPERTY CRIMES	CRIMINAL HOMICIDE	FORCIBLE RAPE	ROBBERY	AGGRAVATED ASSAULT	BURGLARY	LARCENY /THEFT	MOTOR VEHICLE THEFT
1987 TOTAL	537,800	27,323	2,329	24,764	51	333	376	1,569	4,933	17,398	2,433
RATE PER 100,000		5,079	433	4,603	9.5	*129.1	69.9	291.6	916.9	3,233.8	452.2
1988 TOTAL	489,700	24,829	2,589	22,240	33	328	370	1,858	4,329	15,581	2,330
RATE PER 100,000		5,070	529	4,542	6.7	*128.6	75.6	379.4	884.0	3,181.7	475.8
1989 TOTAL	508,500	24,982	2,554	22,428	43	277	352	1,882	4,272	15,789	2,367
RATE PER 100,00		4,913	502	4,411	8.5	*107.8	69.2	370.1	840.1	3,105.0	465.5
1990 TOTAL	529,00	27,620	2,874	24,746	37	413	419	2,005	4,959	16,883	3,004
RATE PER 100,000		5,221	543	4,678	7.0	158.8	79.2	379.0	918.5	3,191.5	567.9
1991 TOTAL	548,500	32,114	3,410	28,704	45	530	643	2,192	5,510	20,230	2,964
RATE PER 100,000		5,855	622	5,233	8.2	**	117.2	399.6	1,004.6	3,688.2	540.4

*BASED ON FEMALE POPULATION.

** FEMALE POPULATION NOT AVAILABLE FOR 1991.

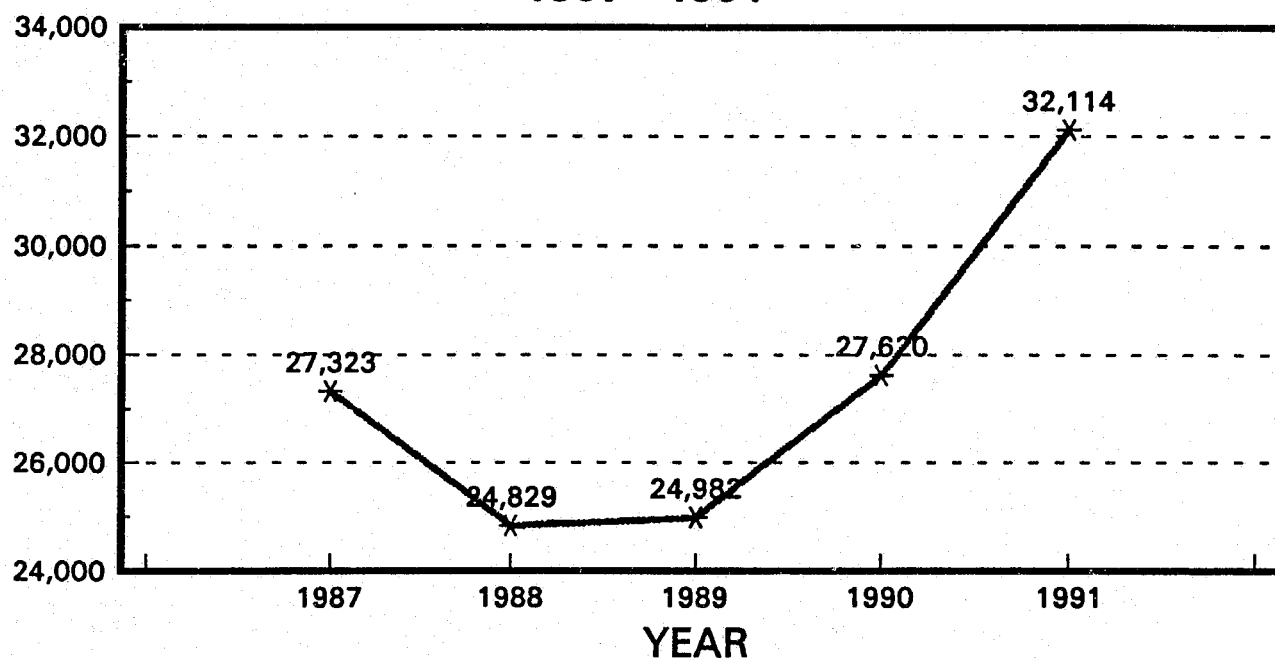
POPULATION FIGURE FOR 1991 BASED ON INFORMATION PROVIDED BY THE BUREAU OF CENSUS THROUGH THE FBI.

NEG. MANSLAUGHTER AND SIMPLE ASSAULTS ARE NOT INCLUDED IN THE UCR CRIME INDEX.

Percentages for 1987 and prior were based on the total state population.

From 1988 forward percentages will be measured against populations of contributing areas only.

REPORTED PART 1 OFFENSES 1987 - 1991



The above graph includes the
Part 1 offenses which are:

Murder

Forcible Rape

Robbery

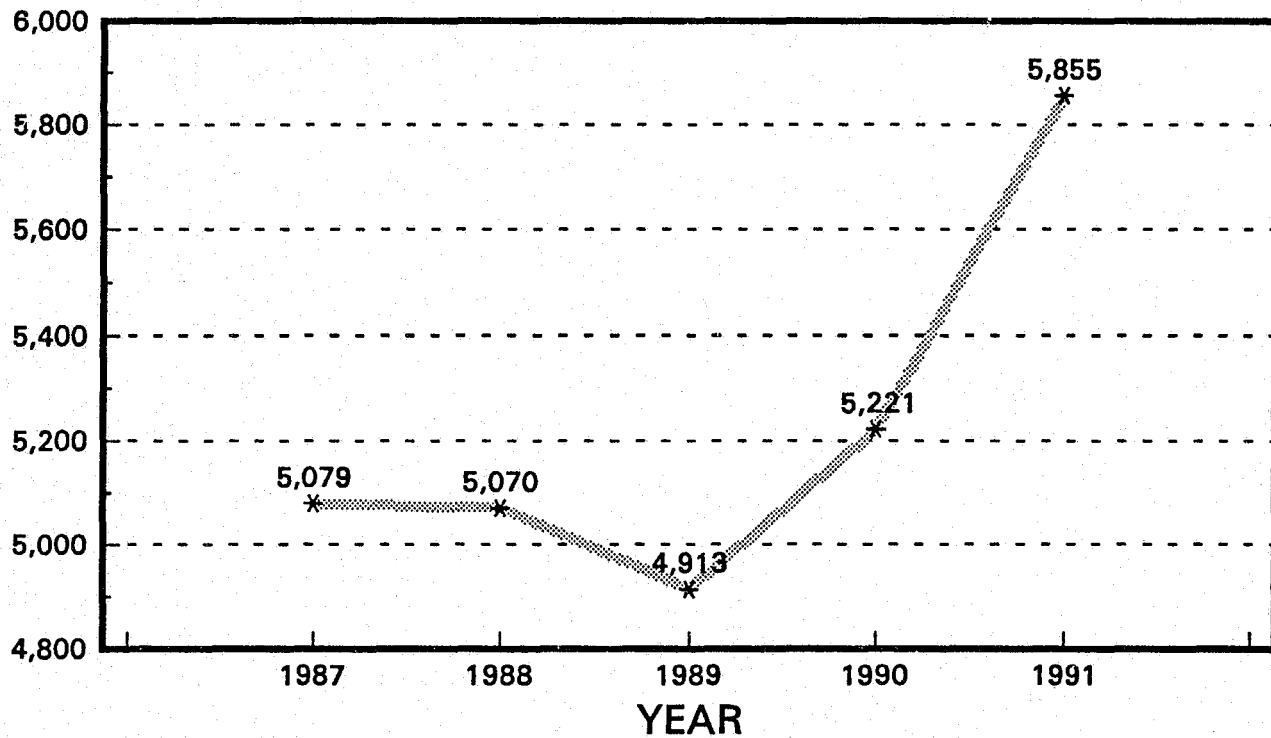
Aggravated Assault

Burglary

Larceny - Theft

Motor Vehicle Theft

ESTIMATED CRIME RATE PER 100,00 1987 - 1991



The above graph shows an offense rate defined as the number of offenses per 100,000 population. This is using total Part 1 offenses which are:

Murder

Forcible Rape

Robbery

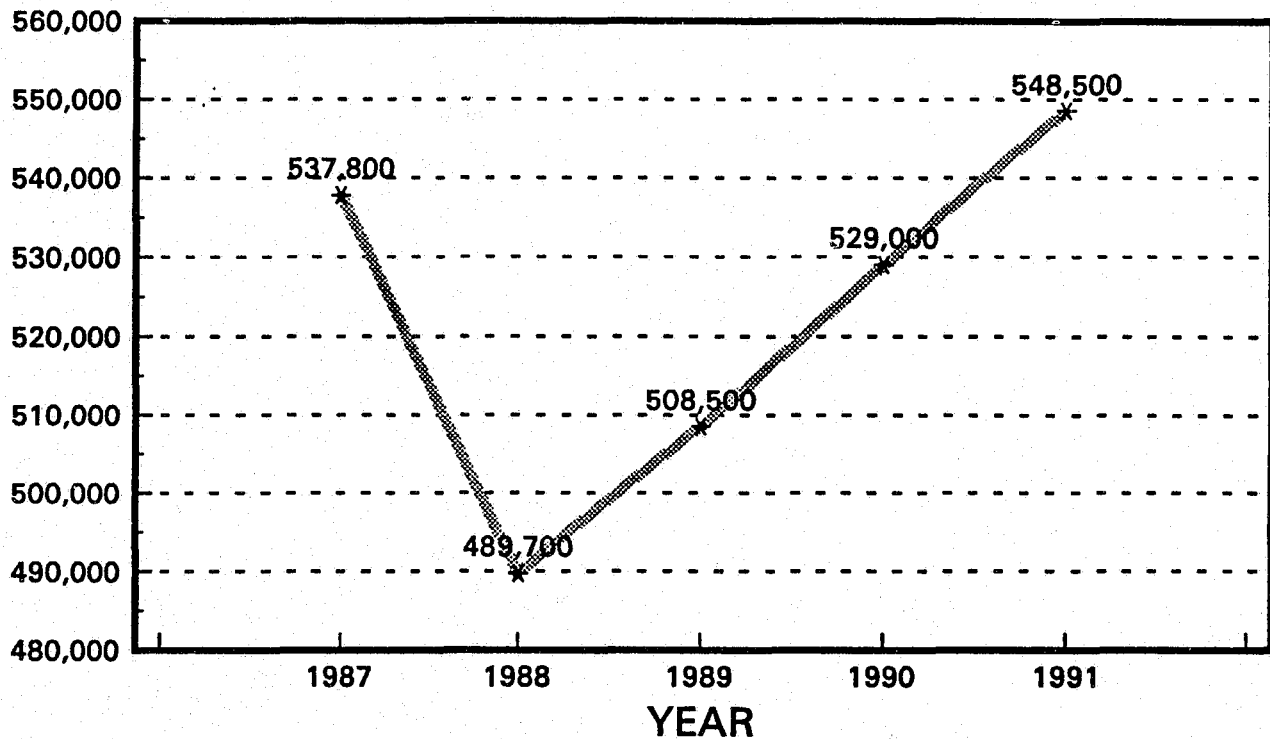
Aggravated Assault

Burglary

Larceny - Theft

Motor Vehicle Theft

POPULATION LEVELS 1987 - 1991



Figures for 1991 are based on information provided by the Bureau of Census through the FBI using only the population in the jurisdiction of the 26 contributing agencies.

In previous years, figures were based on total state population provided by Department of Labor

OFFICERS KILLED IN THE LINE OF DUTY

June 5, 1989	Louie G. Mizelle	Anchorage PD	Anchorage
Oct. 20, 1986	Ronald E. Zimm	VPSO	So. Naknek
July 17, 1986	Harry B. Hanson, Jr.	Anchorage PD	Anchorage
May 10, 1985	Ignatius J. Charlie	Alakanuk PD	Alakanuk
May 19, 1984	Troy L. Duncan	AST	Fairbanks
Jan. 15, 1983	Gordon B. Bartel	Kodiak PD	Kodiak
Jan. 14, 1983	John D. Stimson	FWP	Cordova
Apr. 4, 1982	Roland E. Chevalier, Jr.	AST	Fairbanks
Oct. 28, 1980	Harry E. Kier	Anchorage PD	Anchorage
Apr. 17, 1979	Jimmy E. Kennedy	Juneau PD	Juneau
Apr. 17, 1979	Richard J. Adair	Juneau PD	Juneau
Sept. 8, 1975	Johnathan P. Flora	Anchorage PD	Anchorage
Dec. 11, 1974	Frank S. Rodman	AST	Kodiak
Dec. 11, 1974	Larry R. Carr	AST	Kodiak
Mar. 30, 1974	Earl R. Hoggard	Ketchikan PD	Ketchikan
Feb. 18, 1974	Dennis F. Cronin	AST	Anchorage
Nov. 19, 1972	Thomas C. Dillon	Bethel PD	Bethel
Jan. 4, 1968	Benjamin F. Strong	Anchorage PD	Anchorage
Jan. 30, 1966	Kenneth G. Nauska	Craig PD	Craig
Mar. 5, 1964	Gary G. Wohfeil	Fish & Game	Turnagain Pass
Mar. 5, 1964	Leroy G. Bohuslov	Fish & Game	Turnagain Pass
July 28, 1960	Doris W. Barber	Sitka PD	Sitka

Number of Law Enforcement Employees in Agencies
that have submitted UCR Data in 1991

CITY	LAW ENFORCEMENT OFFICERS		CIVILIAN EMPLOYEES		TOTAL
	MALE	FEMALE	MALE	FEMALE	
Anchorage Airport Security	49	6	5	6	66
AK Dept. of Public Safety	334	16	89	154	593
Anchorage Police	222	33	21	118	394
Bethel Police	11	0	2	6	19
Bristol Bay Police	5	0	1	3	9
Cordova Police	6	1	0	5	12
Craig Police	3	0	0	4	7
Fairbanks Airport Police	30	1	4	2	37
Fairbanks Police	29	1	2	15	47
Haines Police	5	0	0	4	9
Homer Police	10	0	1	5	16
Juneau Police	31	2	3	20	56
Kenai Police	16	0	0	7	23
Ketchikan Police	19	2	0	8	29
Klawock Police	3	0	0	1	4
Kodiak Police	14	1	5	10	30
Kotzebue Police	7	0	5	4	16
Nome Police	8	0	3	2	13
North Pole Police	6	0	0	4	10
North Slope Borough	41	2	11	14	68
Palmer Police	9	0	2	10	21
Petersburg Police	5	0	0	4	9
Seward Police	9	0	3	9	21
Skagway Police	4	0	0	0	4
Soldotna Police	9	1	0	1	11
Wrangell Police	7	0	0	6	13
TOTAL	892	66	157	422	1,537

STATEWIDE TOTALS

OFFENSES KNOWN TO POLICE

1991 STATEWIDE TOTALS

CLASSIFICATION OF OFFENSES	OFFENSES REPORTED OR KNOWN	UNFOUNDED FALSE OR BASELESS	NUMBER OF ACTUAL OFFENSES	** OFFENSES CLEARED ** BY ARREST OR EXCEPTION	
				TOTAL	JUVENILES ONLY
CRIMINAL HOMICIDE					
MURDER & NONNEG MANSL	46	1	45	26	1
MANSL BY NEGLIGENCE	5		5	5	1
TOTAL	51	1	50	31	2
FORCIBLE RAPE					
RAPE BY FORCE	511	51	460	146	13
ATTEMPTD FORCABLE RAPE	72	2	70	26	4
TOTAL	583	53	530	172	17
ROBBERY					
FIREARM	213		213	51	5
KNIFE/CUTTING INSTRMT	83	1	82	21	2
OTHR DANGEROUS WEAPON	51	1	50	6	
STRONG-ARM (HANDS, FISTS)	301	3	298	45	2
TOTAL	648	5	643	123	9
ASSAULT					
FIREARM	545	25	520	343	32
KNIFE OR CUTTING INSTR.	560	13	547	370	42
OTHER DANGEROUS WEAPON	385	2	383	191	27
HANDS, FIST, FEET, AGGRAVTD	772	30	742	508	21
OTHER ASSAULTS - SIMPLE	6959	383	6576	4598	283
TOTAL	9221	453	8768	6010	405
BURGLARY					
FORCIBLE ENTRY	3639	101	3538	602	172
UNLAWFUL ENTRY - NO FORCE	1728	66	1662	291	115
ATTEMPTED FORCIBLE ENTRY	311	1	310	27	7
TOTAL	5678	168	5510	920	294
LARCENY					
THEFT(EX MOTOR VEHICLES)	20634	404	20230	5845	1779
TOTAL	20634	404	20230	5845	1779
MOTOR VEHICLE THEFT					
AUTOS	2217	244	1973	480	157
TRUCKS AND BUSES	630	42	588	82	31
OTHER VEHICLES	410	7	403	79	23
TOTAL	3257	293	2964	641	211
GRAND TOTAL	40072	1377	38695	13742	2717

Months of 1/91 to 12/91

PROPERTY STOLEN BY CLASSIFICATION

1991 STATEWIDE TOTALS

CLASSIFICATION OF OFFENSES	NUMBER OF ACTUAL OFFENSES		VALUE OF PROPERTY STOLEN	
MURDER/MANSLAUGHTER	45		\$12,657.00	
MURDER/NONNEG MANSLAUGHTER				
TOTAL	45	0	\$12,657.00	\$0.00
RAPE	530		\$310.00	
FORCIBLE RAPE				
TOTAL	530	0	\$310.00	\$0.00
ROBBERY	301		\$83,169.00	
HIGHWAY (STRT, ALLEYS, ETC)	139		\$240,162.00	
COMMERCIAL HOUSE	18		\$5,577.00	
GAS OR SERVICE STATION	61		\$11,045.00	
CHAIN STORE	46		\$21,576.00	
RESIDENCE	33		\$33,045.00	
BANK	45		\$7,260.00	
MISCELLANEOUS				
TOTAL	643	0	\$401,834.00	\$0.00
BURGLARY	1459		\$2,036,600.00	
RESIDENCE (DWELLING)	962		\$1,388,102.00	
NIGHT (6PM - 6AM)	828		\$984,314.00	
DAY (6AM - 6PM)				
UNKNOWN	1166		\$1,109,184.00	
NON-RESIDENCE (STORE ETC)	321		\$258,036.00	
NIGHT (6PM - 6AM)	774		\$980,927.00	
DAY (6AM - 6PM)				
UNKNOWN				
TOTAL	5510	0	\$6,757,163.00	\$0.00
LARCENIES BY VALUE (EX MV)	7171		\$8,444,471.00	
\$200 AND OVER	4277		\$795,215.00	
\$50 TO \$200	8783		\$382,029.00	
UNDER \$50				
LARCENIES BY TYPE	45		\$15,907.00	
POCKET - PICKING	39		\$7,061.00	
PURSE - SNATCHING	4446		\$641,905.00	
SHOPLIFTING	3650		\$1,729,669.00	
FROM MOTOR VEHICLES	1571		\$717,946.00	
MOTOR VEH. PARTS & ACC.	1595		\$389,998.00	
BICYCLES	3635		\$1,801,525.00	
FROM BUILDINGS (EX C & H)	89		\$13,675.00	
FROM ANY COIN-OP MACHINES	5161		\$4,304,029.00	
ALL OTHER				
TOTAL	20231	20231	\$9,621,715.00	\$9,621,715.00
MOTOR VEHICLE THEFTS	2964		\$15,989,235.00	
MOTOR VEHICLE THEFTS		7		
MOTOR VEHICLES RECOVERED	1867			
STOLEN & REC'D LOCALLY	145			
STOLEN LOC & REC'D OTHER	11			
STOLEN OTHER & RECD LOCAL				
TOTAL	2964	2030	\$15,989,235.00	\$0.00
GRAND TOTAL	29923		\$32,782,914.00	

Months of 1/91 to 12/91

PROPERTY STOLEN/RECOVERED BY TYPE

1991 STATEWIDE TOTALS

TYPE OF PROPERTY	VALUE OF PROPERTY STOLEN	VALUE OF PROPERTY RECOVERED
CURRENCY, NOTES, ETC.	\$2,169,490.00	\$115,043.00
JEWELRY & PRECIOUS METALS	\$2,335,132.00	\$171,192.00
CLOTHING AND FURS	\$741,587.00	\$131,053.00
LOCALLY STOLEN MOTOR VEH.	\$16,187,760.00	\$13,137,378.00
OFFICE EQUIPMENT	\$526,918.00	\$86,382.00
TV, RADIOS, CAMERAS, ETC.	\$2,181,414.00	\$236,270.00
FIREARMS	\$550,849.00	\$133,392.00
HOUSEHOLD GOODS	\$761,966.00	\$51,141.00
CONSUMABLE GOODS	\$518,540.00	\$41,807.00
LIVESTOCK	\$13,498.00	\$1,470.00
MISCELLANEOUS	\$6,795,760.00	\$1,472,045.00
GRAND TOTAL	\$32,782,914.00	\$15,577,173.00

AGE, SEX AND RACE OF PERSON ARRESTED

18 YEARS OF AGE AND OVER

1991 STATEWIDE TOTALS

OFFENSE	CLASS	SEX	A G E																	R A C E				
			18	19	20	21	22	23	24	25	30	35	40	45	50	55	60	65	TOTAL	WHT	BLK	IND	ASN	
MURDER		M	2	4	3	3	2	1	1	1	3	1			1			22						
	01A	F	1					1		2								4	15	3	7	1		
MANSLAUGHTER		M					1				3	2	1					7						
	01B	F							1	3								4	7		4			
RAPE		M	7	4	9	5	5	3	5	25	28	6	9	3	2	1	1	114						
	02	F																0	48	10	55	1		
ROBBERY		M	12	11	8	7	6	4	4	23	18	9	2		2	1		107						
	03	F				1	1		1	1	1	3	1					9	53	49	13	1		
AGG. ASSAULT		M	18	25	32	16	25	33	22	151	155	97	50	40	20	6	3	698						
	04	F	2	2	4	4	8	3	2	31	19	10	5	3	1		1	95	420	63	302	8		
BURGLARY		M	73	53	50	27	25	27	25	61	64	27	7	3	5	1	1	449						
	05	F	6	2	3	1	1	1		5	2	1	1	1				24	287	42	141	3		
LARCENY		M	196	164	168	115	102	72	91	394	427	285	157	164	46	29	19	2449						
	06	F	68	41	42	27	30	27	30	166	170	113	64	62	21	11	3	880	2028	506	723	72		
MOV. THEFT		M	33	29	15	11	11	8	6	39	20	14	6	1	1			194						
	07	F	1	3	2	1		1	2	10	4							24	117	39	62			
OTHR. ASSLTS		M	62	81	84	107	97	109	91	604	547	381	221	101	65	23	19	2602						
	08	F	9	19	15	22	12	16	17	108	96	62	27	15	8	3	1	433	1563	289	1124	59		
ARSON		M	1		1			1		2	2	1					1	9						
	09	F							1									1	4		5	1		
FORGERY		M	3	1	6	1	2	5	4	11	5	10	3			1		52						
	10	F	1	1	2	2	1	3		14	5	5	1				1	36	71	9	6	2		
FRAUD		M	3	7	5	4	8	2	1	17	21	15	7	3				93						
	11	F	2	3	2	2		2	2	4	6	10	6					39	104	16	11	1		
CHEQUE FRAUD		M								2		1						3						
	12	F						1				1						2	3	1	1			
STOLEN PROPERTY		M	6	6	2	9	3	2		7	2	1	9	1	1			49						
	13	F	1	1					1		1							4	41		12			
VANDALISM		M	56	43	55	32	31	23	32	167	120	74	39	23	7	5		709						
	14	F	2	5	4	6	2	3	5	27	23	13	4	1	1	1	2	97	496	76	220	14		
WEAPONS		M	17	24	22	19	19	16	13	75	65	41	33	16	7	2	4	375						
	15	F	1	1	1	1				8	9	2	1	1		1		26	250	38	107	6		
PROSTITUTION		M		1						1				1				4						
	16	F	3		1	1	3	2	1	8	14	2	2	4				41	32	6	5	2		
SEX OFFENSES		M	9	8	13	8	10	12	11	57	41	46	28	21	16	8	16	310						
	17	F	2			1			1	1	3	1						9	129	7	179	4		
SALE/MANUFACTURE OF DRUGS																		0						
																		0						
NARCOTICS		M	1	2	3	3	3	5	12	32	44	31	27	7	4	2	1	179						
	18A	F			1				2	5	28	20	6	2	1			65	184	24	23	13		
MARIJUANA		M	1	4	5	2	4	1	3	16	10	8	8	6	1	1		70						
	18B	F	1				1	1		2	5	3	2	1				16	70	2	13	1		

MONTHS OF 1/91 TO 12/91

AGE, SEX AND RACE OF PERSON ARRESTED

18 YEARS OF AGE AND OVER

1991 STATEWIDE TOTALS

OFFENSE	CLASS	SEX	A G E																	R A C E			
			18	19	20	21	22	23	24	25	30	35	40	45	50	55	60	65	TOTAL	WHT	BLK	IND	ASN
SYNTHETIC NARCOTICS	M													1					1				
18C	F																		0	1			
OTHER NON-NARCOTIC	M			1								1							2				
18D	F																		0	2			
POSSESSION OF DRUGS																			0				
																			0				
NARCOTICS	M		3	2	2	1	2	3	1	12	12	9	1	5	1	1			55				
18E	F						2			2	5	2	1						12	45	17	4	1
MARIJUANA	M		19	12	19	18	10	14	6	70	52	32	16	11	2		2	1	284				
18F	F		3	2	3	1			2	8	12	5	4						40	180	17	126	1
SYNTHETIC NARCOTICS	M							1		1									2				
18G	F											1							1	2		1	
OTHER NON-NARCOTIC	M		2	1	1		1					2	1						8				
18H	F																		0	5	2	1	
DRUG ABUSE GRAND TOTAL	M																		0				
	F																		0				
GAMBLING																			0				
																			0				
BOOKMAKING	M																		0				
19A	F																		0				
NUMBERS	M																		0				
19B	F																		0				
OTHER GAMBLING	M									1						2			3			1	
19C	F									1									1	3			
FAMILY/CHILD	M		1	4	2	6	5			10	10	6	2	2	1			1	50				
20	F				1	1			1	6	7	2	1	3		1			23	33	5	34	1
DRIV. INFLC	M		66	76	136	167	128	171	151	871	840	621	370	270	150	74	43	34	4168				
21	F		13	20	23	33	25	32	31	223	198	146	78	43	9	7	5	3	889	3764	180	1035	78
LIQUOR	M		340	363	336	31	17	14	14	80	63	58	43	18	14	13	5	5	1414				
22	F		85	68	75	8	3	5	6	20	25	14	12	4	2	2	1		330	842	37	855	10
DISORDERLY	M		17	20	35	44	31	30	41	183	167	103	43	46	14	7	8	5	794				
24	F		6	7	5	5	10	11	8	42	50	30	21	6	4	4		2	211	428	66	495	16
ALL OTHER	M		392	523	620	606	501	496	512	2342	1936	1228	693	432	207	116	58	74	10736				
26	F		77	110	87	123	84	82	110	453	405	236	119	74	42	18	10	18	2048	8218	1449	2911	206
			1340	1469	1632	1242	1049	1053	1046	5253	4657	3109	1778	1174	566	294	179	171	26012				
			284	285	271	240	183	191	224	1150	1088	682	356	220	89	48	21	32	5364	19445	2953	8476	502
GRAND TOTAL			1624	1754	1903	1482	1232	1244	1270	6403	5745	3791	2134	1394	655	342	200	203	31376	19445	2953	8476	502

MONTHS OF: 1/91 to 12/91

AGE, SEX AND RACE OF PERSONS ARRESTED

UNDER 18 YEARS OF AGE

1991 STATEWIDE TOTALS

OFFENSE	CLASS	SEX	***** AGE *****						***** RACE *****			
			12/ UNDER	13 14	15	16	17	TOTAL UNDER 18	WHITE	BLACK	IND	ASIAN
MURDER	01A	M				1	2	3				
		F						0	2		1	
MANSLAUGHTER	01B	M	1					1				
		F						0	1			
RAPE	02	M			4	2	4	10				
		F						0	4	1	5	
ROBBERY	03	M	2	5	5	1	10	23				
		F			1		2	3	10	8	7	1
AGG. ASSAULT	04	M	6	18	13	24	22	83				
		F	1	7	2	4	4	18	54	12	31	4
BURGLARY	05	M	106	98	89	79	69	441				
		F	19	12	6	7	5	49	277	29	182	2
LARCENY	06	M	227	396	236	271	214	1344				
		F	78	254	117	117	113	679	1465	221	298	39
MV. THEFT	07	M	22	80	57	46	45	250				
		F	3	13	12	4	2	34	196	27	56	5
OTH. ASSLTs.	08	M	20	42	23	39	44	168				
		F	4	16	13	14	13	60	132	37	51	8
ARSON	09	M	2		1		3	6				
		F	1	1				2	5		3	
FORGERY	10	M		1	2	3	5	11				
		F	1	2	3		3	9	16	2	2	
FRAUD	11	M	1	1	2	4	2	10				
		F	1	1				2	10		2	
EMBEZZLEMENT	12	M			1			1				
		F			1			1	2			
STOLEN PROPERTY	13	M	3	5	2	2	5	17				
		F		3		2		5	20		2	
VANDALISM	14	M	94	83	57	52	58	344				
		F	2	10	8	6	4	30	262	15	88	9
WEAPONS	15	M	5	17	23	28	11	84				
		F		3	2	2	2	9	69	6	13	5
PROSTITUTION	16	M						0				
		F		1		1	1	3	2		1	
SEX OFFENSES	17	M	3	17	4	10	8	42				
		F	1					1	25	1	17	
SALE/MANUFACTURE OF DRUGS								0				
								0				
NARCOTICS	18A	M			1	3	3	7				
		F					1	1	6		2	
MARIJUANA	18B	M		1	1	1	1	4				
		F		2	1			3	5		2	

MONTHS OF: 1/91 to 12/91

AGE, SEX AND RACE OF PERSONS ARRESTED

UNDER 18 YEARS OF AGE

1991 STATEWIDE TOTALS

OFFENSE	CLASS	SEX	***** AGE *****						***** RACE *****			
			12/ UNDER	13 14	15	16	17	TOTAL UNDER 18	WHITE	BLACK	IND	ASIAN
SYNTHETIC NARCOTICS	18C	M		1	1			2				
		F						0		2		
OTHER NON-NARCOTIC	18D	M						0				
		F						0				
POSSESSION OF DRUGS								0				
								0				
NARCOTICS	18E	M				1	1	2				
		F				1		1	1	2		
MARIJUANA	18F	M	1	9	14	15	22	61				
		F	1	7	2	5	5	20	69	2	8	2
SYNTHETIC NARCOTICS	18G	M						0				
		F						0				
OTHER NON-NARCOTIC	18H	M					2	2				
		F		2			1	3	5			
DRUG ABUSE GRAND TOTAL		M						0				
		F						0				
GAMBLING								0				
								0				
BOOKMAKING	19A	M						0				
		F						0				
NUMBERS	19B	M						0				
		F						0				
OTHER GAMBLING	19C	M						0				
		F						0				
FAMILY/CHILD	20	M						0				
		F					1	1		1		
DRIV. INFLC.	21	M		3	1	7	30	41				
		F		2		4	10	16	41	1	15	
LIQUOR	22	M	8	50	65	131	186	440				
		F	4	38	63	76	77	258	412	6	278	2
DISORDERLY	24	M	2	7	7	8	7	31				
		F		3	1	2	3	9	21	5	14	
CURFEW	28	M	2	12	8	4	6	32				
		F	1	17	5	4		27	37	2	20	
RUN-AWAYS	29	M			1		1	2				
		F						0	1		1	
ALL OTHER	26	M	36	84	101	197	234	652				
		F	14	28	26	62	70	200	619	56	168	9
		M	541	930	719	929	995	4114				
		F	131	422	263	311	317	1444	3771	434	1267	86
GRAND TOTAL			672	1352	982	1240	1312	5558	3771	434	1267	86

LAW ENFORCEMENT OFFICERS KILLED OR ASSAULTED

STATEWIDE TOTALS FOR YEAR ENDING 1991

TYPE OF ACTIVITY	TOTAL ASSLTS WEAPON	FIREARM	KNIFE OTHER INSTR	OTHER DANGER WEAPON	HANDS FIST FEET	TWO MAN VEH	ONE MAN VEHICLE ALONE	ASSIST (H)	DETECT OR SPECIAL ASSIGN ALONE	ASSIST (J)	OTHER ALONE	ASSIST (L)	POLICE ASSAULTS CLEARED (M)
	(A)	(B)	(C)	(D)	(E)	(F)	(G)	(H)	(I)	(J)	(K)	(L)	(M)
RESPOND TO DISTURB CALL	58	7	6	2	42	10	8	32			5	2	45
BURGLARIES IN PROGRESS	2	1			1	1		1					2
ROBBERIES IN PROGRESS	2	2						2					2
ATTEMPTING OTHER ARREST	7				7	1	3	3					7
CIVIL DISORDER	2				2						2		2
HANDLING/TRANS PRISONER	12		3		9	2	3	2				5	12
INVEST SUSP. PERSON/CIR	17	1		3	13	3	4	8			2		16
AMBUSH - NO WARNING													
MENTALLY DERANGED	1	1						1					1
TRAFFIC PURSUITS/STOPS	13	1		2	10	3	5	5					11
OTHER	19		1		18	1	9	7			2		19
TOTAL	133	13	10	7	102	21	32	61			11	7	117
NUMBER W/ PERSONAL INJU	28	2	4		22								
NUMBER W/O PERSONAL INJ	105	11	6	7	80								

TIME OF ASSAULTS	12 AM	2 AM	4 AM	6 AM	8 AM	10 AM	NOON	2 PM	4 PM	6 PM	8 PM	10 PM	UNKNOWN
	23	16	12	4	4		5	7	14	12	18	16	2

OFFICERS KILLED BY FELONIOUS ACTS: 0

OFFICERS KILLED BY ACCIDENT OR NEGLIGENCE: 0

TOTAL OFFICERS KILLED: 0

RETURN OF ARSON OFFENSES KNOWN TO LAW ENFORCEMENT

1991 STATEWIDE TOTALS

(1) PROPERTY CLASSIFICATION	(2) OFFENSES REPORTED OR KNOWN	(3) UNFOUNDED, FALSE OR BASELESS	(4) NUMBER OF ACTUAL OFFENSES	(5) CLEARED BY ARREST OR EXCEPTION	(6) CLEARANCES INVOLVING ONLY PERSONS < 18	(7) NORMALLY UNUSED STRUCTURES	(8) ESTIMATED VALUE OF DAMAGE

STRUCTURAL							
SINGLE OCCUP RESIDENT	61	6	55	13		23	\$367,168.00
OTHER RESIDENTIAL	16		16	3		1	\$14,088.00
STORAGE	3		3	1		2	\$4,000.00
INDUSTRIAL/MANUFACTUR	10		10	2		5	\$155,900.00
OTHER COMMERCIAL	11		11	5	4	2	\$151,152.00
COMMUNITY/PUBLIC	20		20	5	1	2	\$40,103.00
ALL OTHER STRUCTURES	7		7				\$2,200.00
TOTAL	128	6	122	29	5	35	\$734,611.00

MOBILE							
MOTOR VEHICLES	63	2	61	3	2	25	\$282,944.00
OTHER MOBILE PROPERTY	11		11	2		5	\$7,663.00
TOTAL	74	2	72	5	2	30	\$290,607.00

OTHER							
OTHER	34		34	6	6	11	\$9,898.00
TOTAL	34	0	34	6	6	11	\$9,898.00

GRAND TOTAL	236	8	228	40	13	76	\$1,035,116.00

MURDER

MURDER TREND

	NUMBER OF OFFENSES	% CHANGE FROM 1987	RATE PER 100,000 % CHANGE FROM 1987
1987	51		
1988	33	-35.3%	-29.5%
1989	43	+19.6%	+26.9%
1990	37	-13.9%	-17.6%
1991	45	+21.6%	+17.1

Murder and non-negligent manslaughter, as defined in the Uniform Crime Program, is the willful (non-negligent) killing of one human being by another.

1991 SUMMARY

A total of 45 murders occurred in 1991. The number of murders increased by 21.6% compared to 1990.

Murders accounted for 1.3% of all violent crimes and .1% of the total crime index. The murder rate in Alaska was 8.2 per 100,000 population.

The age group 20-24 had the largest number of offenders with 23.8%. Males made up 81% of the murder offenders.

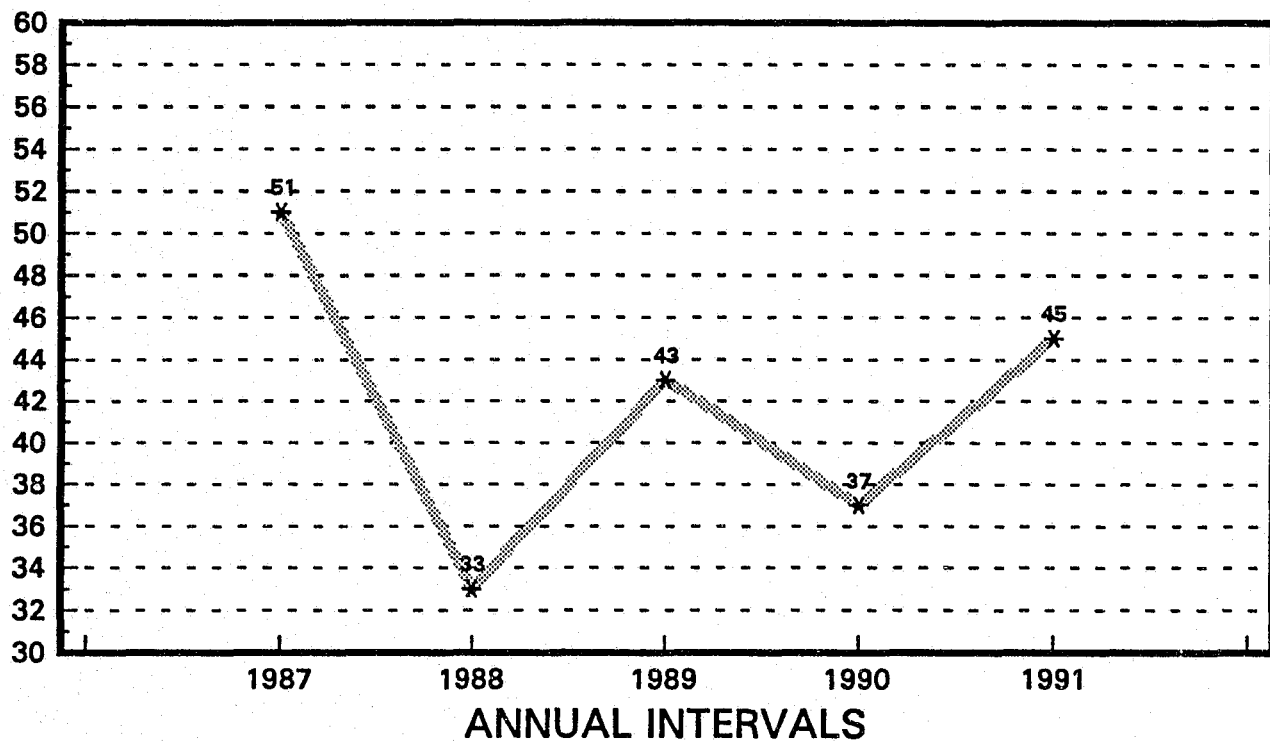
Firearms were used in 57.8% of the murders, cutting instrument 22.2%, strongarm 13.3%, blunt instrument 6.7%, fire 4.4%, starvation 4.4% and asphyxiation 2.2%.

Victims in the age group 30-34 comprised 20.0% of those killed. Indian/Eskimo males in the age group of 30-34 were the most frequent victims. Relationships of murder victims to offenders; strangers accounted for 17.8%, acquaintances 33.3%, boyfriend 4.4%, girlfriend 2.2%, father 2.2%, wife 8.9%, unknown 11.1%, friend 4.4%, daughter 4.4%, son 2.2%, ex-wife 2.2%, brother 4.4% and other family 2.2%.

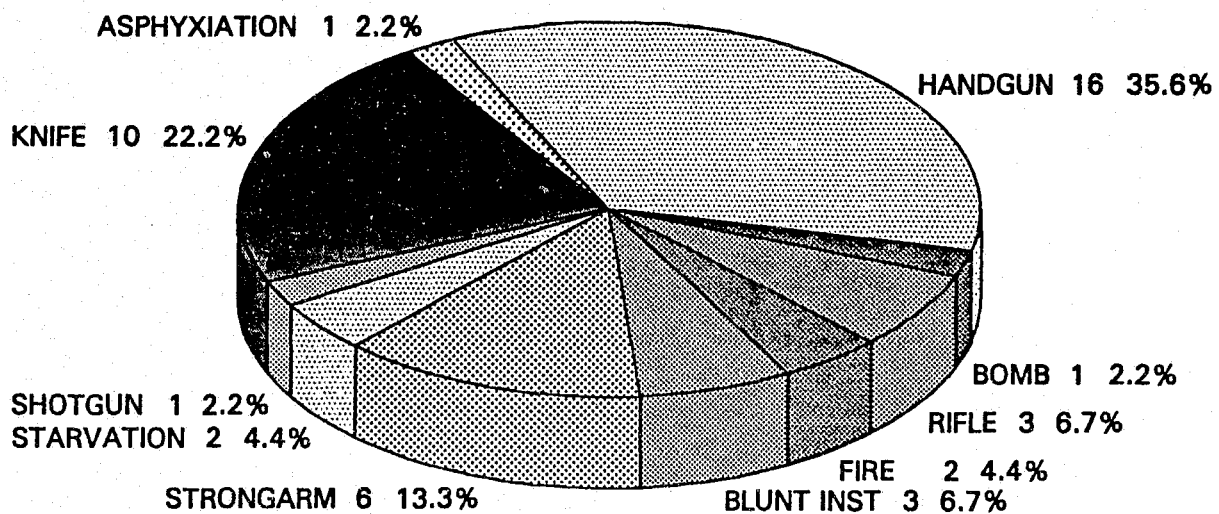
The most murders occurred in September having 7. The months that recorded the fewest murders were May, August, October and December having a count of 2.

Due to the rounding factor employed in the software, percentages presented will not always total 100%.

MURDER TREND 1987 THROUGH 1991

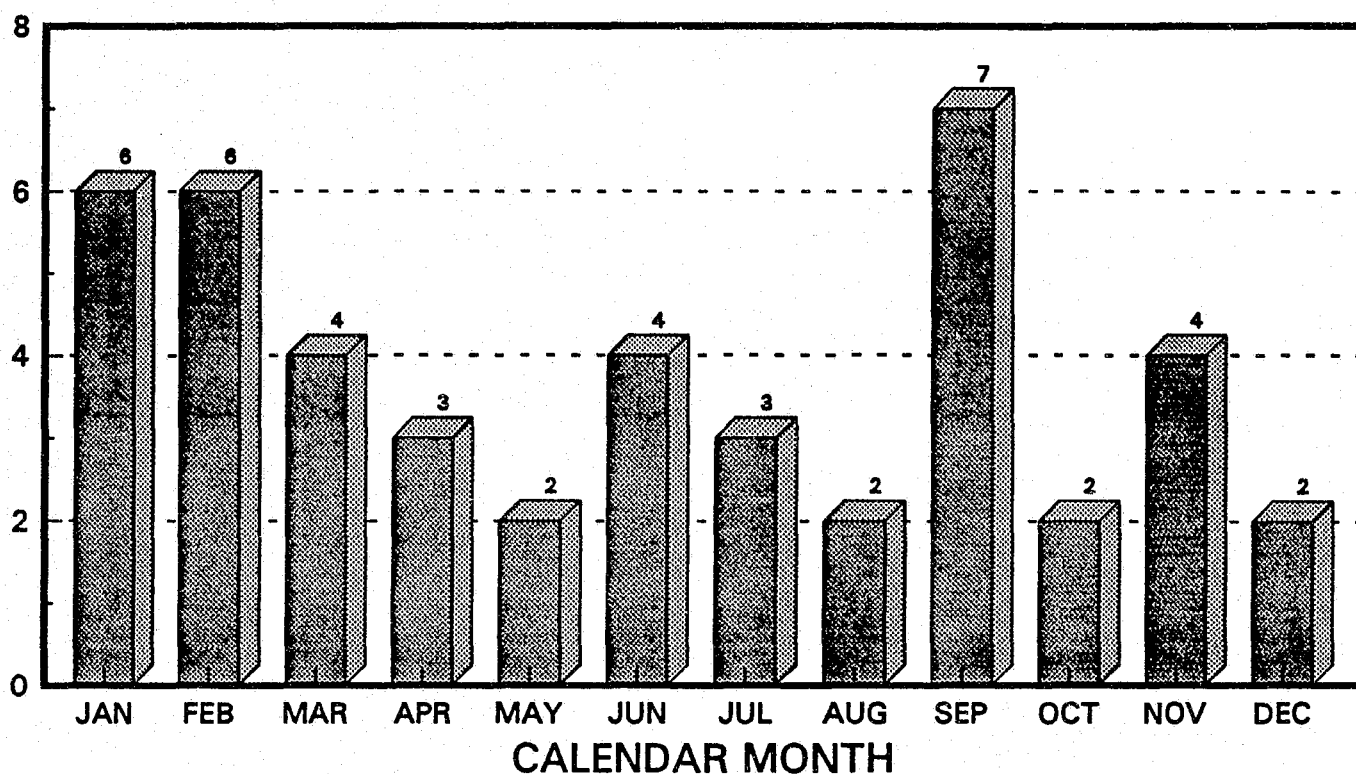


MURDER CIRCUMSTANCE BY WEAPON 1991



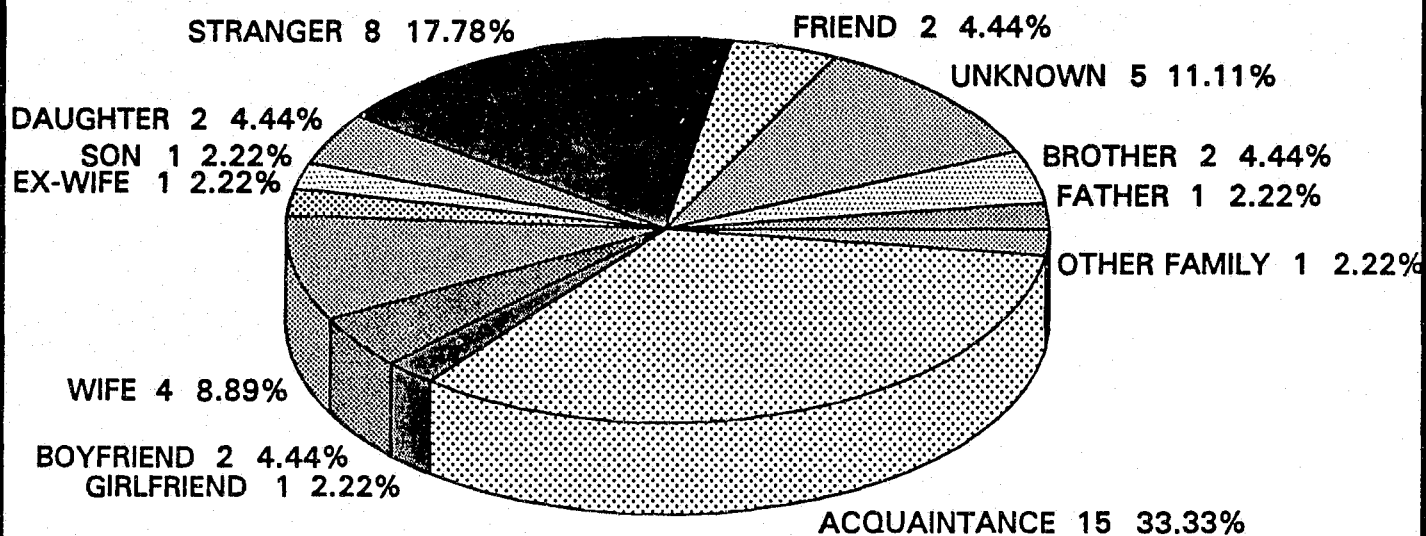
MURDER BY MONTH

1991



MURDER BY RELATIONSHIP 1991

Relationship of Victim to Offender



1991 MURDER OFFENDERS BY AGE, SEX AND RACE

AGE GROUP	NUMBER	PERCENT DISTRIBUTION	SEX			RACE				
			MALE	FEMALE	UNK	WHITE	BLACK	INDIAN	ASIAN	UNK
0 - 09										
10-19	8	19.0	6	2		6	1	1		
20-24	10	23.8	9	1		5	1	3	1	
25-29	7	16.7	4	3		3	2	2		
30-34	9	21.4	8	1		5	2	2		
35-39	2	4.8	1	1		1		1		
40-44	3	7.1	3			3				
45-49	1	2.4	1					1		
50-54										
55-59	1	2.4	1					1		
60-64	1	2.4	1					1		
65-69										
70-85										
UNK										
	42	100%	34	8		23	6	12	1	

Example for percent

$$5 \div 37\% = 13.5$$

1991 MURDER VICTIMS BY AGE, SEX AND RACE

AGE GROUP	NUMBER	PERCENT DISTRIBUTION	SEX			RACE				
			MALE	FEMALE	UNK	WHITE	BLACK	INDIAN	ASIAN	UNK
0 - 09	5	11.1	2	3		3		2		
10-19	6	13.3	3	3		3	1	2		
20-24	5	11.1	3	2		3	1	1		
25-29	4	8.9	2	2			3	1		
30-34	9	20.0	4	5		2		7		
35-39	6	13.3	5	1		4	1	1		
40-44	4	8.9	4			3		1		
45-49	3	6.7	2	1		2		1		
50-54										
55-59										
60-64	2	4.5	2			2				
65-69	1	2.2	1			1				
70-85										
UNK										
	45	100%	28	17		23	6	16		

RAPE

RAPE TREND

	NUMBER OF OFFENSES	% CHANGE FROM 1987	RATE PER 100,000 % CHANGE FROM 1987
1987	333		
1988	328	-1.5%	*
1989	277	-15.5%	-16.2%
1990	413	+49.1%	+47.3%
1991	530	+28.3%	*

Forcible rape, as defined in Uniform Crime Reporting, is the carnal knowledge of a female forcibly and against her will.

1991 SUMMARY

A total of 530 rapes were reported in 1991. This is a 28.3% increase over the previous year.

Rapes accounted for 15.5% of all violent crimes and 1.7% of the total crime index.

86% of the rapes were force and 13.2% of the rapes reported were attempts to rape.

The age group of 30-34 accounted for the highest percentage of persons arrested for forcible rape with 22.8.%.

The months showing the most frequent rapes were January, August and November having 53, and February had the lowest number with 32.

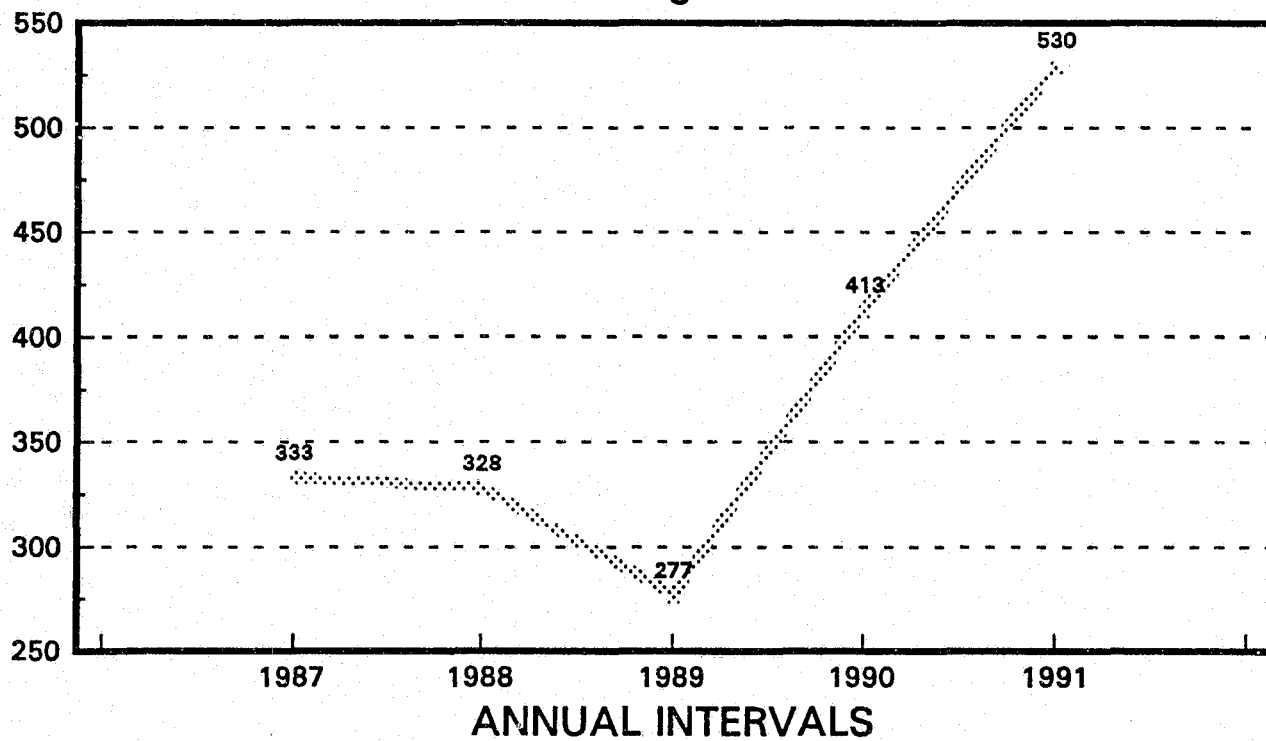
* No break down by sex available for 1988 and 1991.

Due to the rounding factor employed in the software, percentages presented will not always total 100%.

UNCLASSIFIED

RAPE TREND

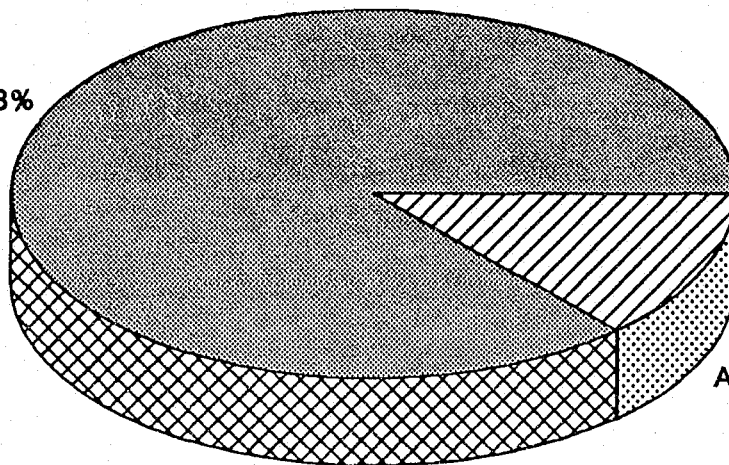
1987 through 1991



1991 RAPES

ATTEMPT vs FORCIBLE

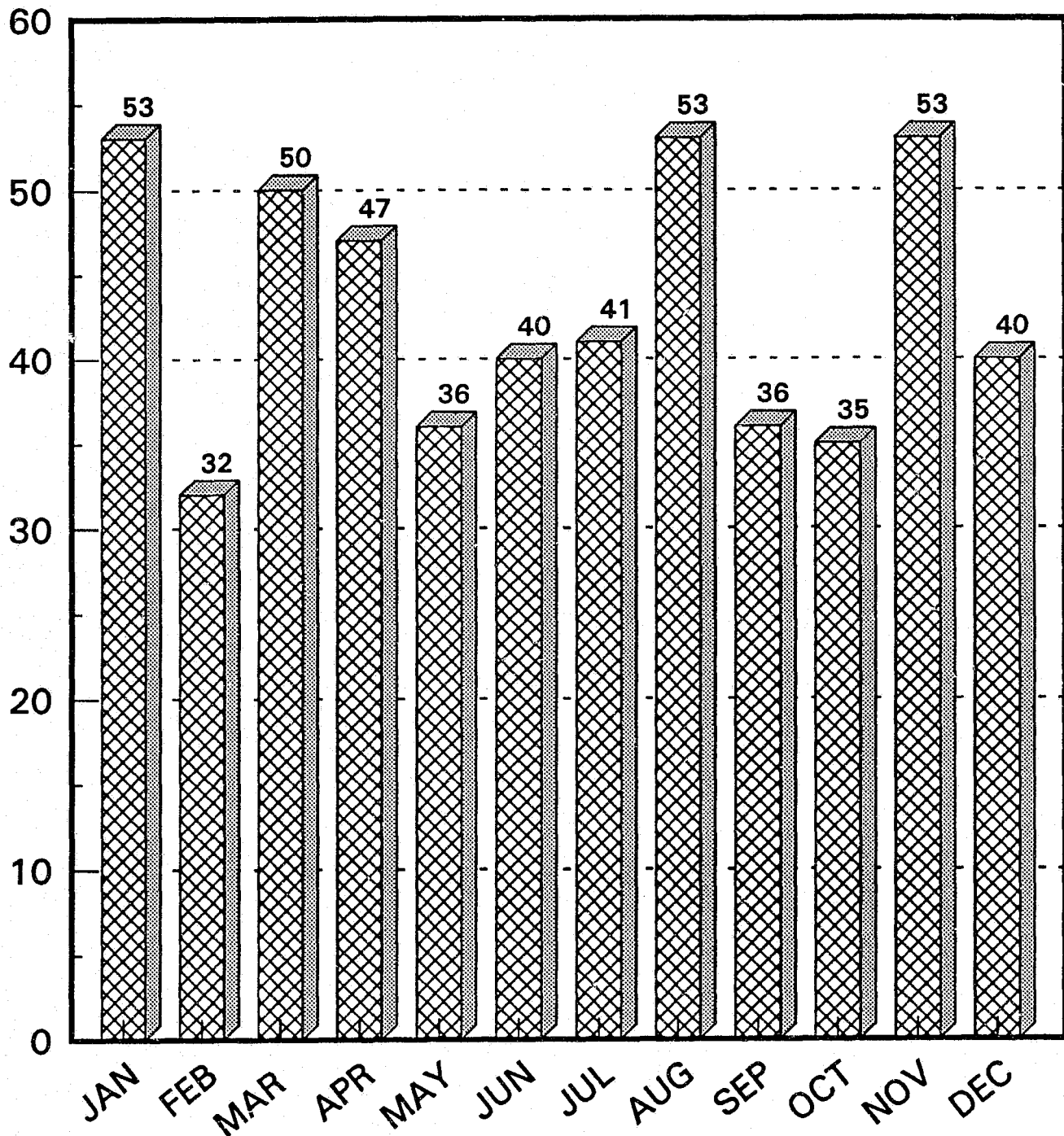
FORCIBLE 460 86.8%



ATTEMPTS 70 13.2%

RAPE BY MONTH

1991



The reported count of 14 for Ketchikan PD was not used as the figure was not broken down into months.

FORCIBLE RAPE ARRESTS 1991
AGE, SEX, RACE

12 and under	M	0
	F	0
13-14	M	0
	F	0
15	M	4
	F	0
16	M	2
	F	0
17	M	4
	F	0
18	M	7
	F	0
19	M	4
	F	0
20	M	9
	F	0
21	M	5
	F	0
22	M	5
	F	0
23	M	3
	F	0
24	M	5
	F	0
25-29	M	25
	F	0
30-34	M	28
	F	0
35-39	M	6
	F	0
40-44	M	9
	F	0

FORICBLE RAPE ARRESTS 1991 (cont.)

45-49	M	3
	F	0
50-54	M	2
	F	0
55-59	M	1
	F	0
60-64	M	1
	F	0
65 and over	M	1
	F	0
TOTAL	M	123
	F	0
White		52
Black		11
Indian		59
Asian		1

ROBBERY

ROBBERY TREND

	NUMBER OF OFFENSES	% CHANGE FROM 1987	RATE PER 100,000 % CHANGE FROM 1987
1987	376		
1988	370	-1.6%	+8.2%
1989	352	-4.9%	-8.5%
1990	419	+19.0%	+14.4%
1991	643	+53.5%	48.0%

Robbery is the taking or attempting to take anything of value from the care, custody, or control of a person or persons by force or violence and/or by putting the victim in fear.

1991 SUMMARY

In 1991, 643 robberies took place in Alaska. During this year, robberies increased 53.5% compared to 1990.

Robberies accounted for 18.9% of all violent crimes and 2.0% of the total crime index. The robbery rate in 1991 was 117.2 per 100,000.

The age group 25-29 accounted for the largest percentage of persons arrested for robbery with 16.9%. Males represented 91.5% of the total arrests made for this crime.

Strongarm robberies comprised 46.3% of robberies committed. Cutting instruments were used in 12.8% of all robberies, firearm in 33.1%, and other weapons 7.8%.

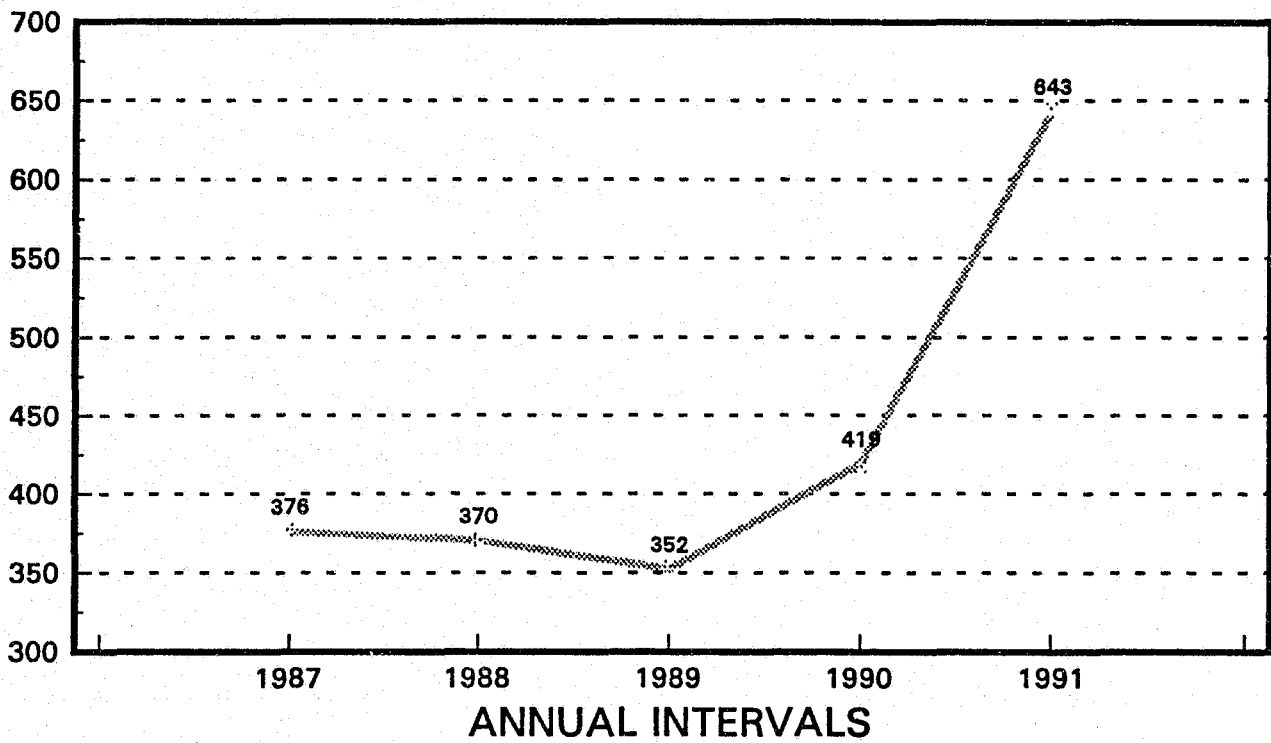
Most robberies that occurred were on highways, streets, alleys, etc., 46.8%, followed by 21.6% of the robberies occurring at commercial locations.

The greatest number of robberies occurred in August with 74 and the lowest occurred in June with 33.

Due to the rounding factor employed in the software, percentages presented will not always total 100%.

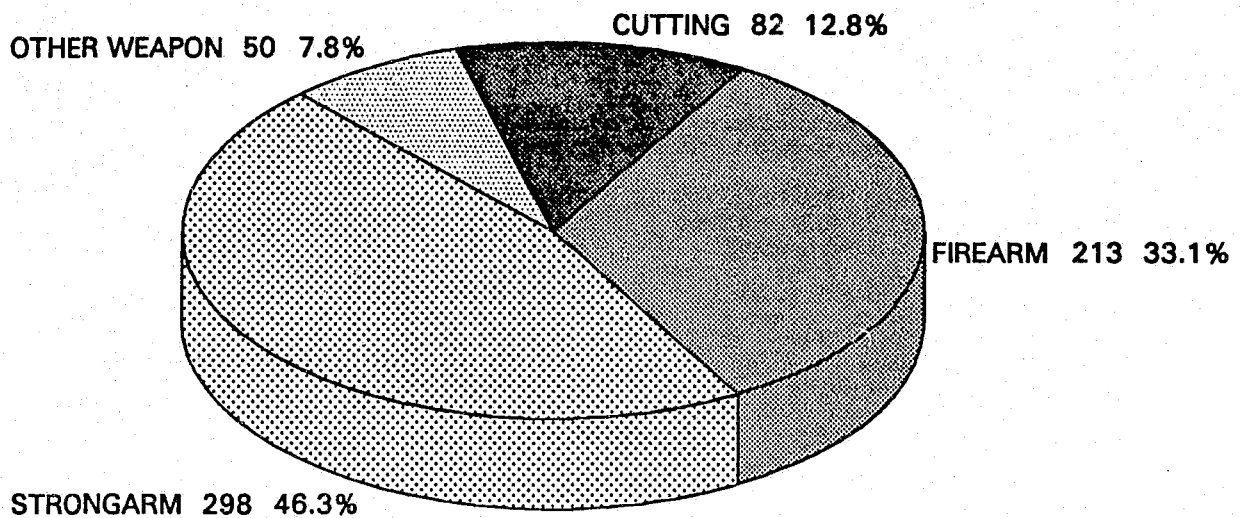
ROBBERY TREND

1991



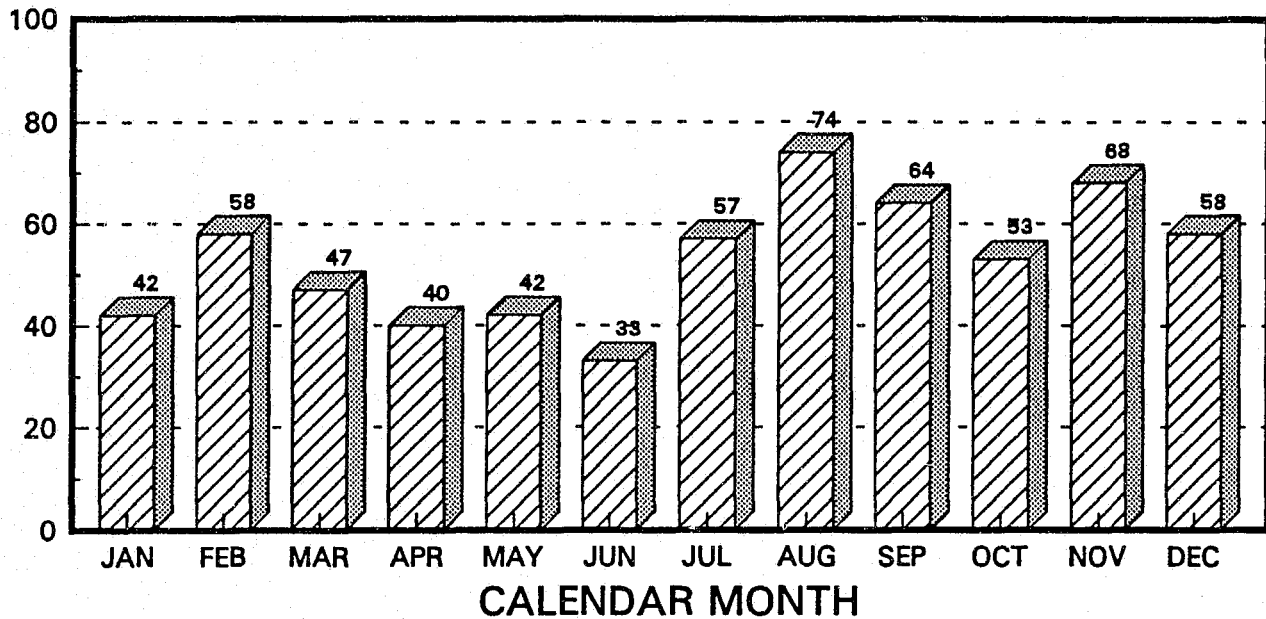
ROBBERY SUMMARY 1991

By Weapon



ROBBERY BY MONTH

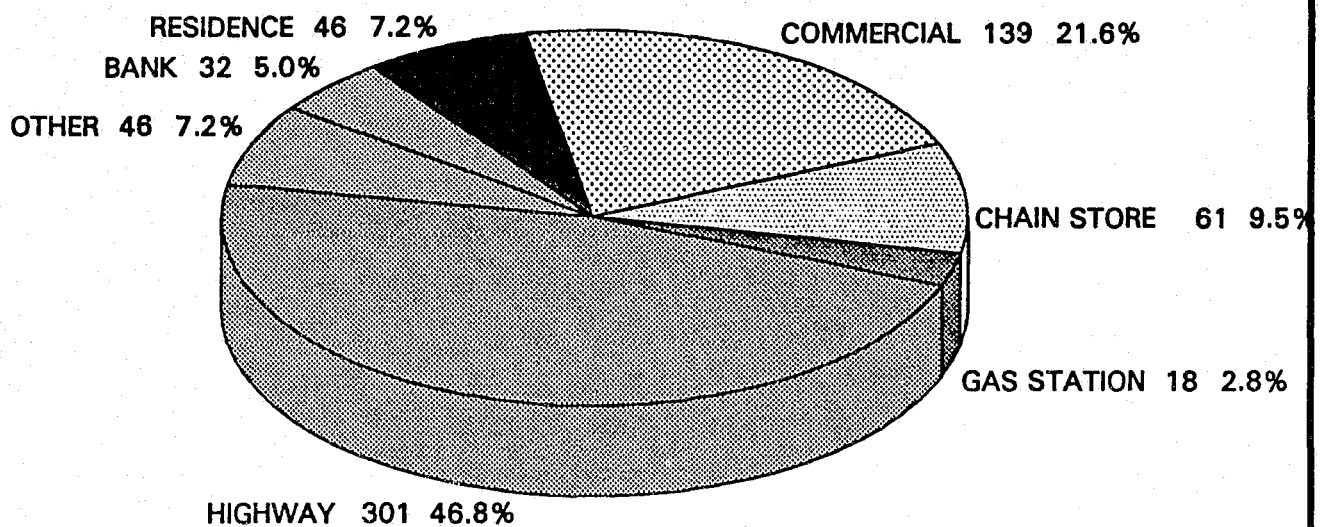
1991



The reported count of 7 for Ketchikan PD was not used as the figure was not broken down into months.

ROBBERY SUMMARY 1991

Place of Occurrence



ROBBERY ARRESTS 1991
AGE, SEX, RACE

12 and under	M	2
	F	0
13-14	M	5
	F	0
15	M	5
	F	1
16	M	1
	F	0
17	M	10
	F	2
18	M	12
	F	0
19	M	11
	F	0
20	M	8
	F	0
21	M	7
	F	1
22	M	6
	F	1
23	M	4
	F	0
24	M	4
	F	1
25-29	M	23
	F	1
30-34	M	18
	F	1
35-39	M	9
	F	3

ROBBERY ARRESTS 1991 (cont.)

40-44	M	2
	F	1
45-49	M	0
	F	0
50-54	M	2
	F	0
55-59	M	1
	F	0
60-64	M	0
	F	0
65 and over	M	0
	F	0
TOTAL	M	130
	F	12
White		63
Black		57
Indian		20
Asian		2

AGGRAVATED ASSAULT

AGGRAVATED ASSAULTS

TREND

	NUMBER OF OFFENSES	% CHANGE FROM 1987	RATE PER 100,000 % CHANGE FROM 1987
1987	1569		
1988	1858	+ 18.4%	+ 30.1%
1989	1882	+ 1.3%	-2.5%
1990	2005	+ 6.5%	+ 2.4%
1991	2192	+ 9.3%	+ 5.4%

Aggravated Assault is an unlawful attack by one person upon another for the purpose of inflicting severe or aggravated bodily injury.

1991 SUMMARY

A total of 2192 aggravated assaults occurred in 1991. This is an 9.3% increase from the previous year.

Aggravated assaults accounted for 64.3% of the violent crimes in 1991 and 6.8% of the total crime index. The aggravated assault rate per 100,000 was 399.6 for 1991.

Hands, fists or feet were used in 33.9% of the assaults with firearms used in 23.7%. The use of a knife or other cutting instrument accounted for 25% and the use of other dangerous weapons made up 17.5% of all aggravated assaults.

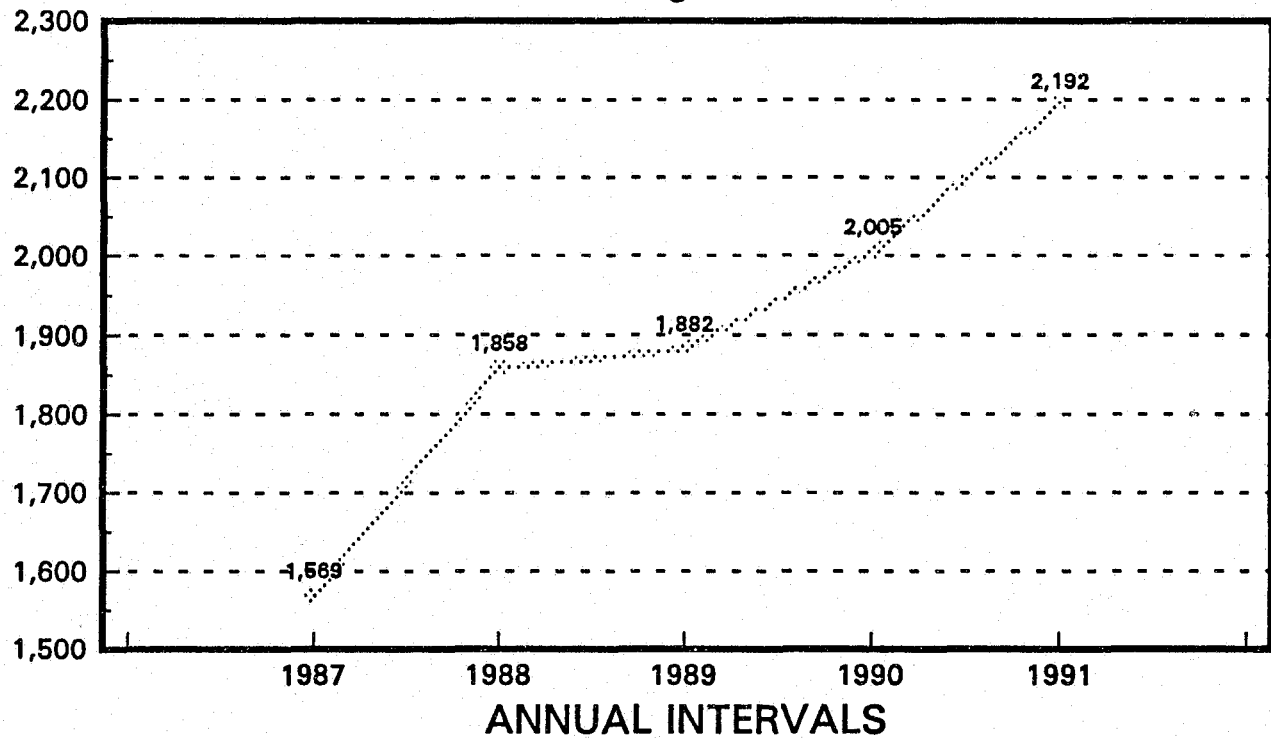
The age group of 25-29 accounted for the highest percentage of persons arrested for aggravated assaults with 20%.

July had the most aggravated assaults with 238 and January had the least with 138.

Due to the rounding factor employed in the software, percentages presented will not always total 100%.

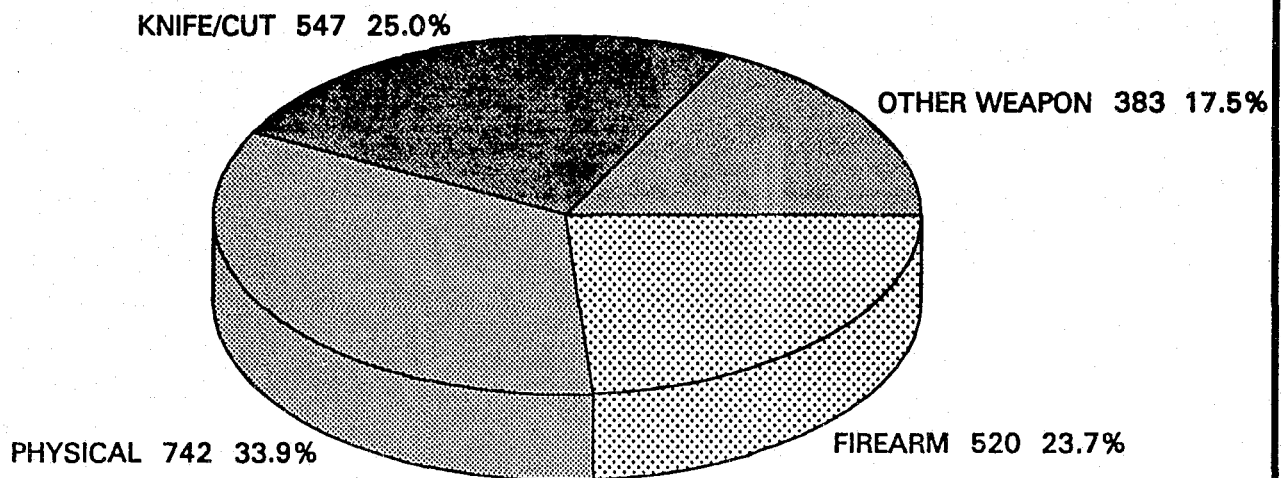
AGGRAVATED ASSAULT TREND

1987 through 1991



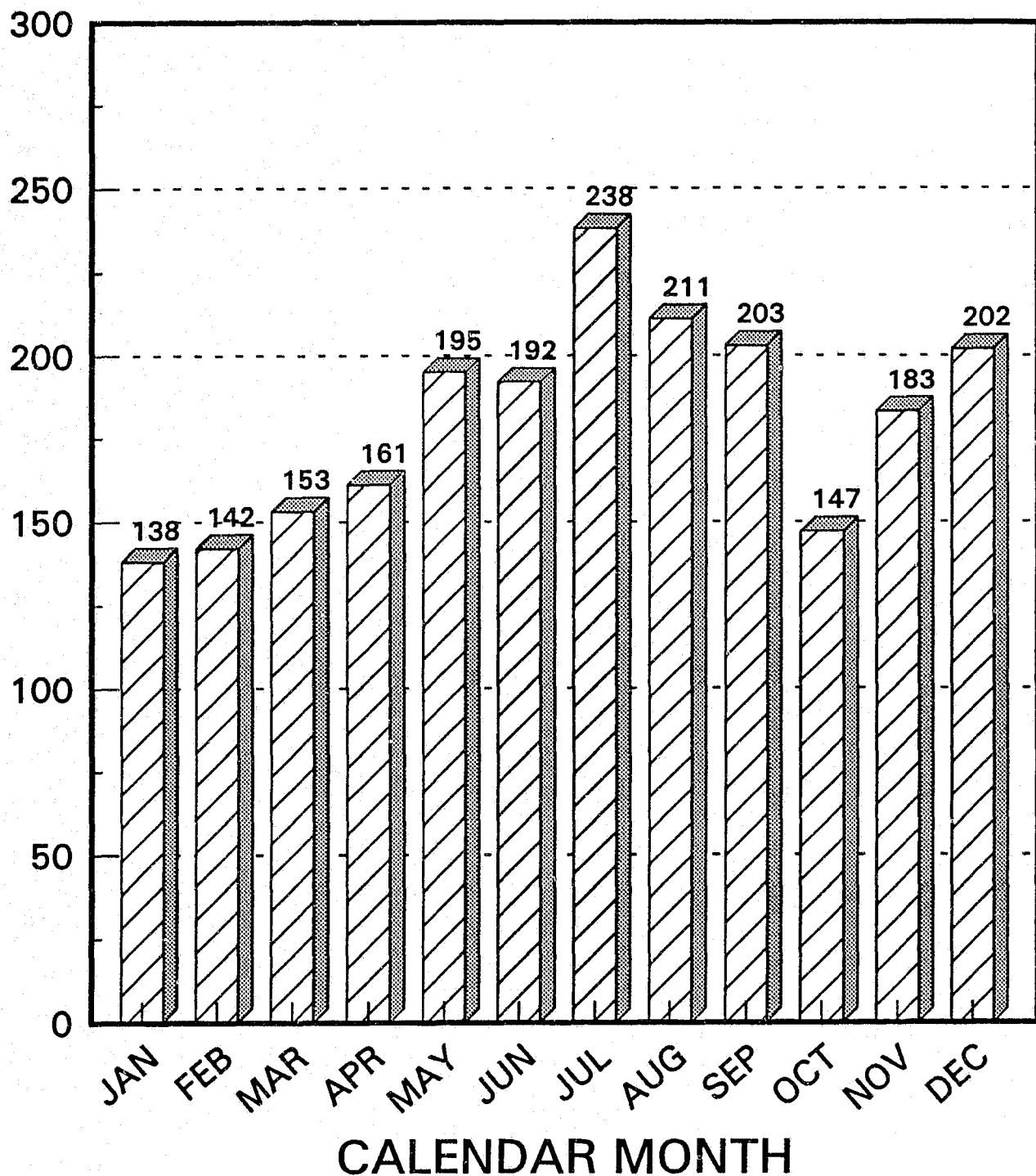
AGGRAVATED ASSAULT SUMMARY 1991

By Weapon



AGGRAVATED ASSAULT BY MONTH

1991



The reported count of 27 for Ketchikan PD was not used as the figure was not broken down into months.

AGGRAVATED ASSAULT ARRESTS 1991
AGE, SEX, RACE

12 and under	M	6
	F	1
13-14	M	18
	F	7
15	M	13
	F	2
16	M	24
	F	4
17	M	22
	F	4
18	M	18
	F	2
19	M	25
	F	2
20	M	32
	F	4
21	M	16
	F	4
22	M	25
	F	8
23	M	33
	F	3
24	M	22
	F	2
25-29	M	151
	F	31
30-34	M	155
	F	19
35-39	M	97
	F	10

AGGRAVATED ASSAULT ARRESTS 1991 (cont.)

40-44	M	50
	F	5
45-49	M	40
	F	3
50-54	M	20
	F	1
55-59	M	6
	F	0
60-64	M	3
	F	0
65 and over	M	5
	F	1
TOTAL	M	781
	F	113
White		474
Black		75
Indian		333
Asian		12

BURGLARY

BURGLARY TREND

	NUMBER OF OFFENSES	% CHANGE FROM 1987	RATE PER 100,000 % CHANGE FROM 1987
1987	4933		
1988	4329	-12.2%	-3.6%
1989	4272	-1.3%	-5.0%
1990	4859	+13.7%	+9.3%
1991	5510	+13.4%	+9.4%

Burglary is defined as the unlawful entry of a structure to commit a felony or theft.

1991 SUMMARY

In 1991, 5510 burglaries were committed, a increase of 13.4% from 1990.

Burglaries accounted for 19.2% of property crimes committed and 17.2% of the total crime index. The number of burglaries committed per 100,000 population was 1004.6.

Forcible entry accounted for 64.3% of the burglaries with unlawful entry having 30.1% and attempted forcible entries making up 5.6%.

Fifty-nine percent of the burglaries occurred at residences with 41% of the burglaries occurring at non-residences.

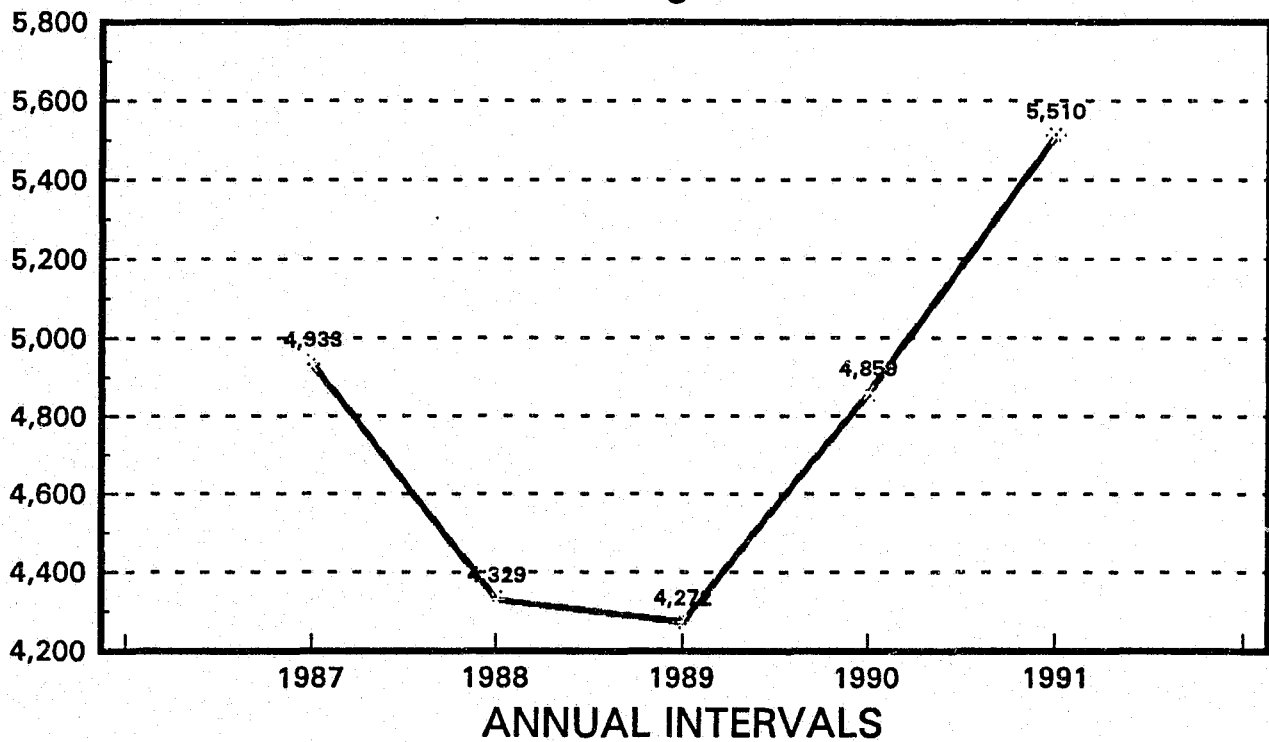
The age group of 12 and under accounted for the highest percentage of burglaries with 13%, followed by 13 and 14 year old with 11.4%.

The most burglaries occurred in July numbering 618 and the least number of burglaries occurred in April with 363.

Due to the rounding factor employed in the software, percentages presented will not always total 100%.

BURGLARY TREND

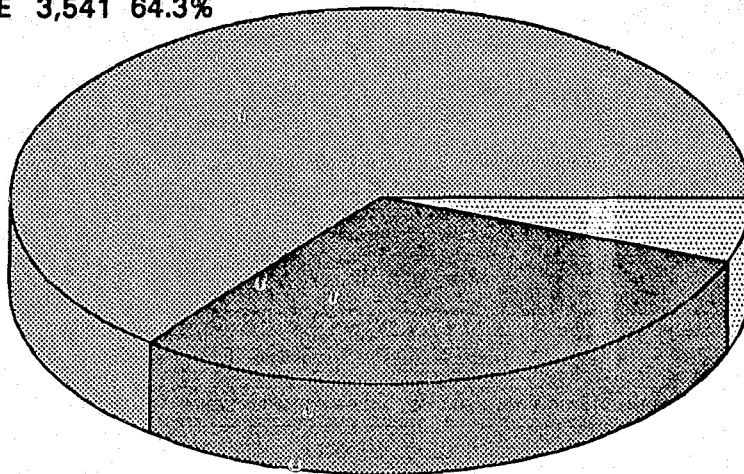
1987 through 1991



BURGLARY SUMMARY 1991

Type of Entry

FORCIBLE 3,541 64.3%

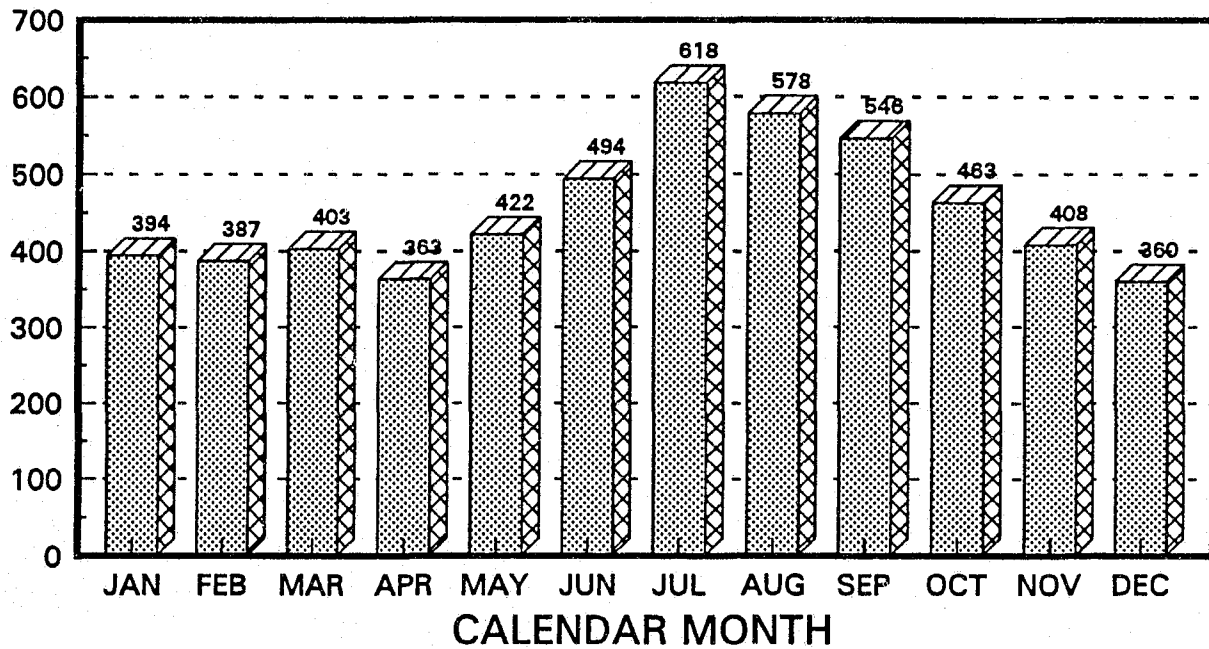


ATTEMPT 310 5.6%

NO FORCE 1,659 30.1%

BURGLARY BY MONTH

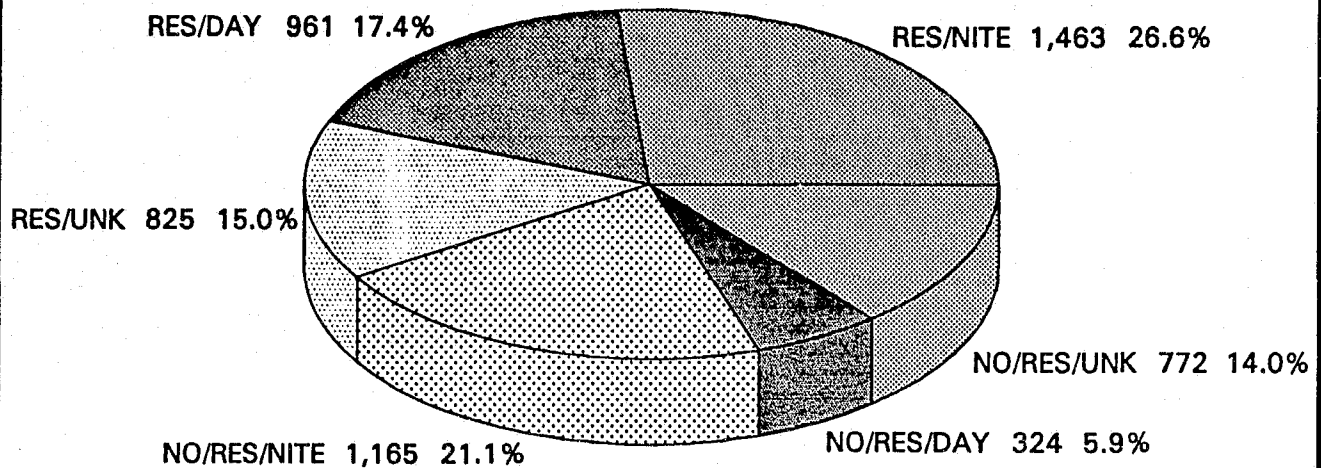
1991



The reported count of 74 for Ketchikan PD was not used as the figure was not broken down into months.

BURGLARY SUMMARY 1991

Place/Time of Occurrence



BURGLARY ARRESTS 1991
AGE, SEX, RACE

12 and under	M	106
	F	19
13-14	M	98
	F	12
15	M	89
	F	6
16	M	79
	F	7
17	M	69
	F	5
18	M	73
	F	6
19	M	53
	F	2
20	M	50
	F	3
21	M	27
	F	1
22	M	25
	F	1
23	M	27
	F	1
24	M	25
	F	0
25-29	M	61
	F	5
30-34	M	64
	F	2
35-39	M	27
	F	1

BURGLARY ARRESTS 1991 (cont.)

40-44	M	7
	F	1
45-49	M	3
	F	1
50-54	M	5
	F	0
55-59	M	1
	F	0
60-64	M	0
	F	0
65 and over	M	1
	F	0
TOTAL	M	890
	F	73
White		564
Black		71
Indian		323
Asian		5

LARCENY

LARCENY TREND

	NUMBER OF OFFENSES	% CHANGE FROM 1987	RATE PER 100,000 % CHANGE FROM 1987
1987	17,398		
1988	15,581	-10.4%	-1.6%
1989	15,789	+1.3%	-2.4%
1990	16,883	+6.9%	+2.8%
1991	20,230	+19.8%	+15.6%

Larceny-theft is defined as the unlawful taking, carrying, loading, or riding away of property from the possession or constructive possession of another.

1991 SUMMARY

A total of 20,230 larcenies were committed in 1991. During this year, larcenies increased by 19.8% over 1990.

Larcenies accounted for 70.5% of all property crimes and 63.0% of the total crime index. The larceny rate was 3688.2% per 100,000 population.

Persons in the 13-14 age group accounted for the largest percentage of larceny arrests with 12.1%. This group was followed by 25-29 year-olds with 10.5%. Arrests of males accounted for 70.9%.

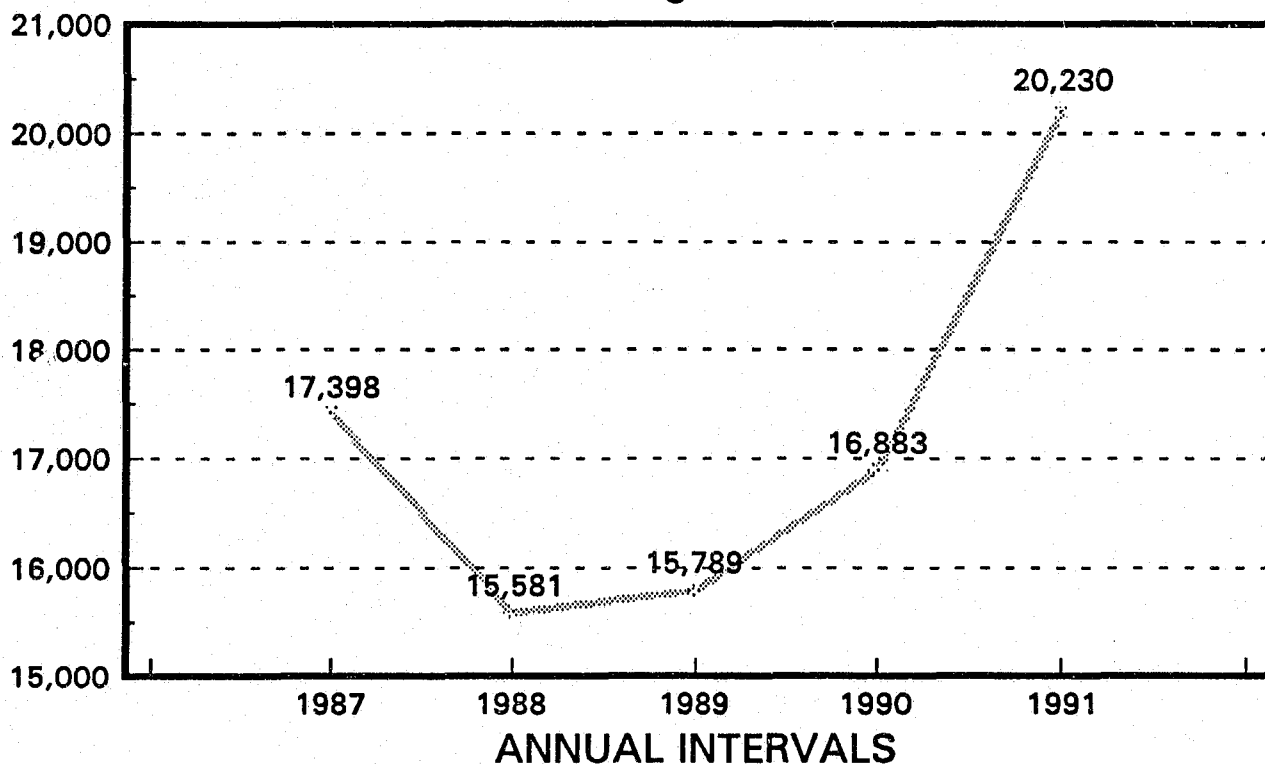
Larceny from buildings accounted for 18.0% where shoplifting accounted for 22.0%.

The highest incidence of larceny-theft occurred in August with 2,191, and January recorded the lowest with 1,175.

Due to the rounding factor employed in the software, percentages presented will not always total 100%.

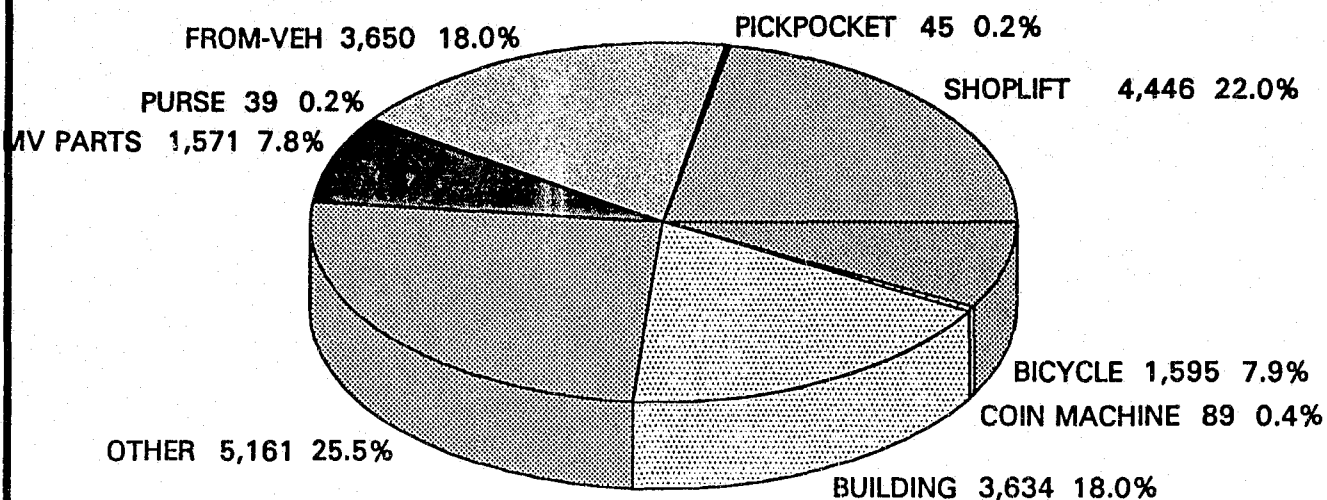
LARCENY TREND

1987 through 1991



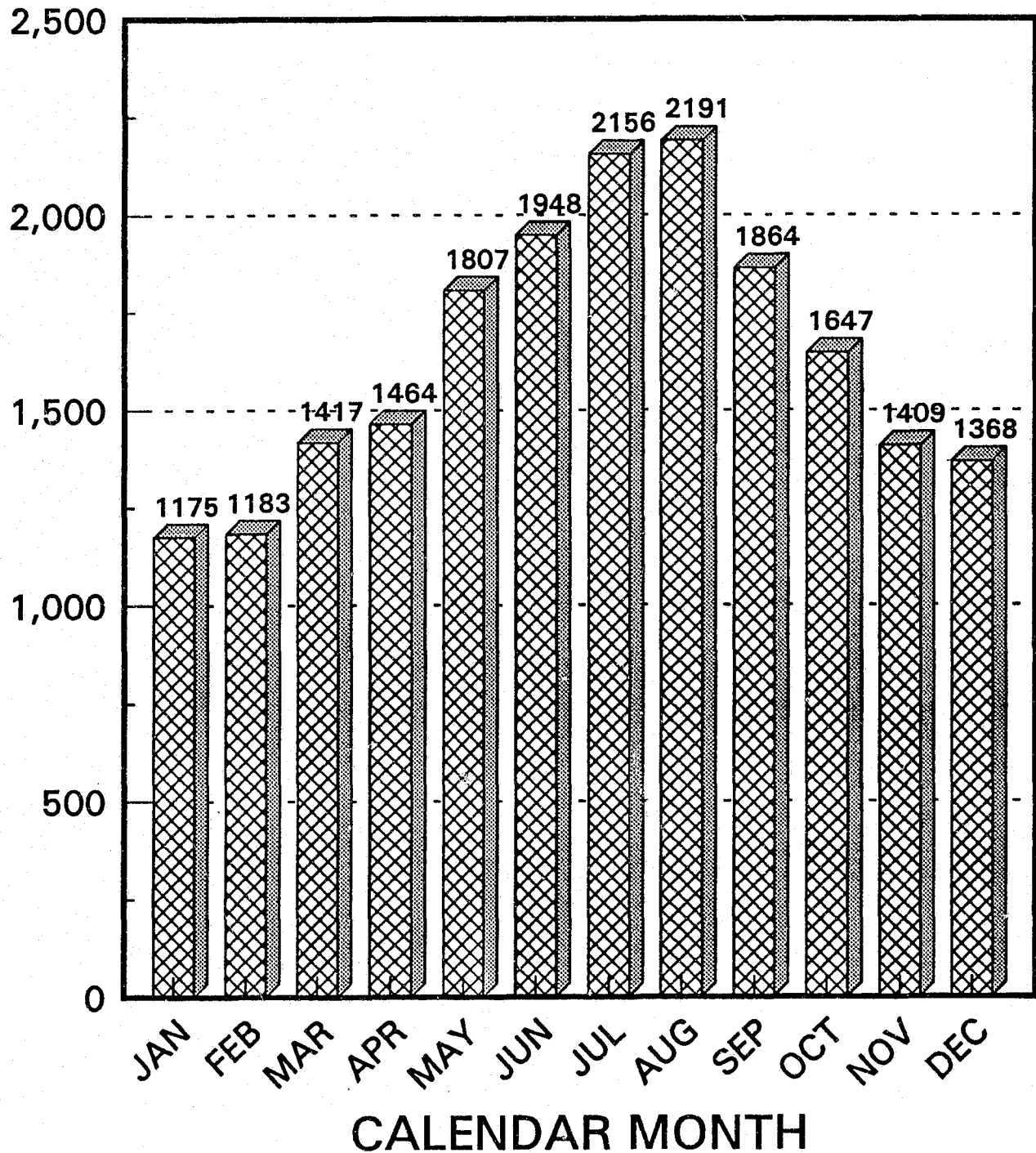
LARCENY SUMMARY 1991

Larceny by Type



LARCENY BY MONTH

1991



The reported count of 601 for Ketchikan PD was not used as the figure was not broken down into months.

LARCENY ARRESTS 1991
AGE, SEX, RACE

12 and under	M	227
	F	78
13-14	M	396
	F	254
15	M	236
	F	117
16	M	271
	F	117
17	M	214
	F	113
18	M	196
	F	68
19	M	164
	F	41
20	M	168
	F	42
21	M	115
	F	27
22	M	102
	F	30
23	M	72
	F	27
24	M	91
	F	30
25-29	M	394
	F	166
30-34	M	427
	F	170
35-39	M	285
	F	113

LARCENY ARRESTS 1991 (cont.)

40-44	M	157
	F	64
45-49	M	164
	F	62
50-54	M	46
	F	21
55-59	M	29
	F	11
60-64	M	19
	F	3
65 and over	M	20
	F	5
TOTAL	M	3793
	F	1559
White		3493
Black		727
Indian		1021
Asian		111

M/V THEFT

M/V THEFTS TREND

	NUMBER OF OFFENSES	% CHANGE FROM 1987	RATE PER 100,000 % CHANGE FROM 1987
1987	2433		
1988	2330	-4.2%	+ 5.2%
1989	2367	+ 1.6%	-2.2%
1990	3004	+ 26.9%	+ 22.0%
1991	2964	-1.3%	-4.8%

Motor vehicle theft is defined as the theft or attempted theft of a motor vehicle.

1991 SUMMARY

A total of 2964 motor vehicles were stolen in 1991. This is a 1.3% decrease compared to 1990. This is the only Part I offense that had a decrease for 1991.

Motor vehicle thefts accounted for 10.3% of the property crimes and 9.2% of the total crime index. Motor vehicle theft rate per 100,000 people was 540.4.

Automobiles had the highest percentage of motor vehicle thefts with 66.6%, followed by trucks and buses with 19.8% and other vehicles making up 13.6%.

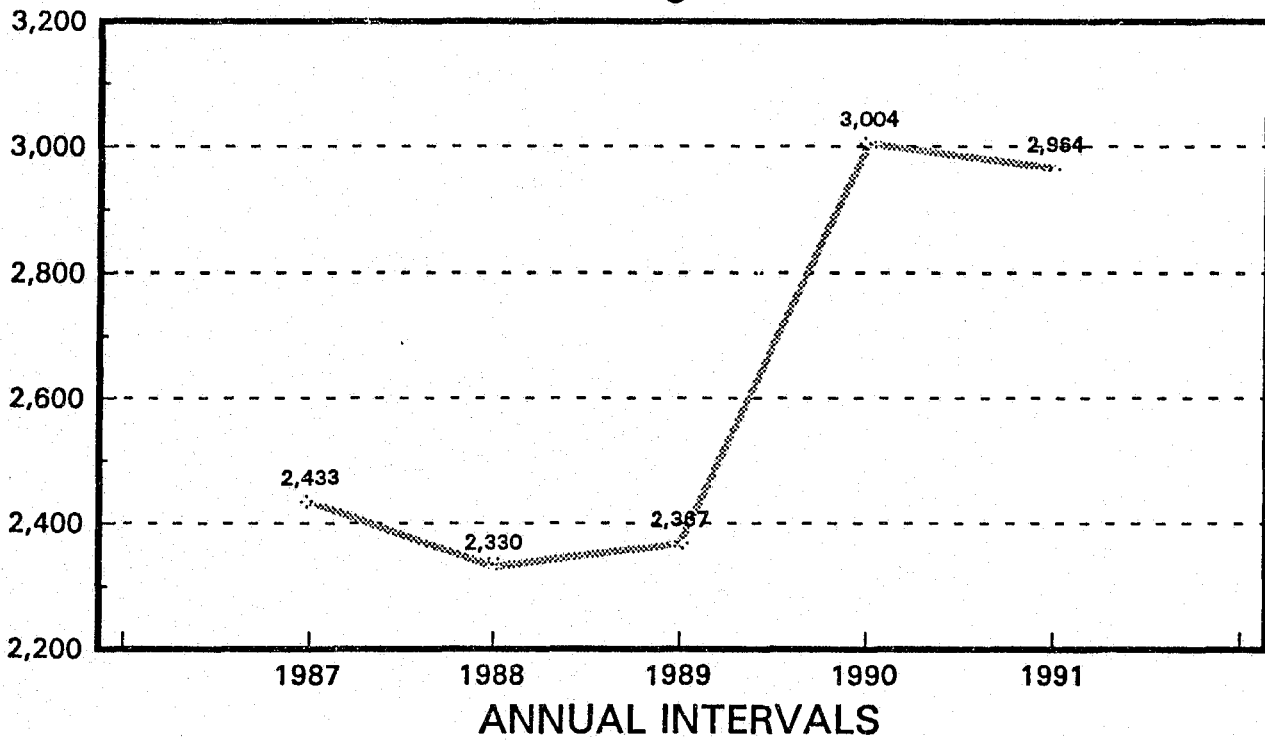
Thirteen to fourteen year-olds had 18.5% of the arrests made for motor vehicle thefts followed by 15 year-olds having 13.7%.

The most motor vehicle thefts occurred in August with 302, and April had the least with 182.

Due to the rounding factor employed in the software, percentages presented will not always total 100%.

MOTOR VEHICLE THEFT TREND

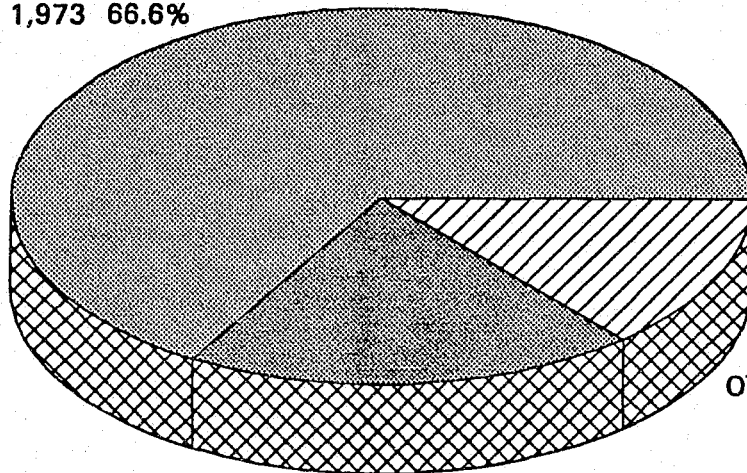
1987 through 1991



MOTOR VEHICLE THEFT 1991

Type of Vehicle

AUTO 1,973 66.6%

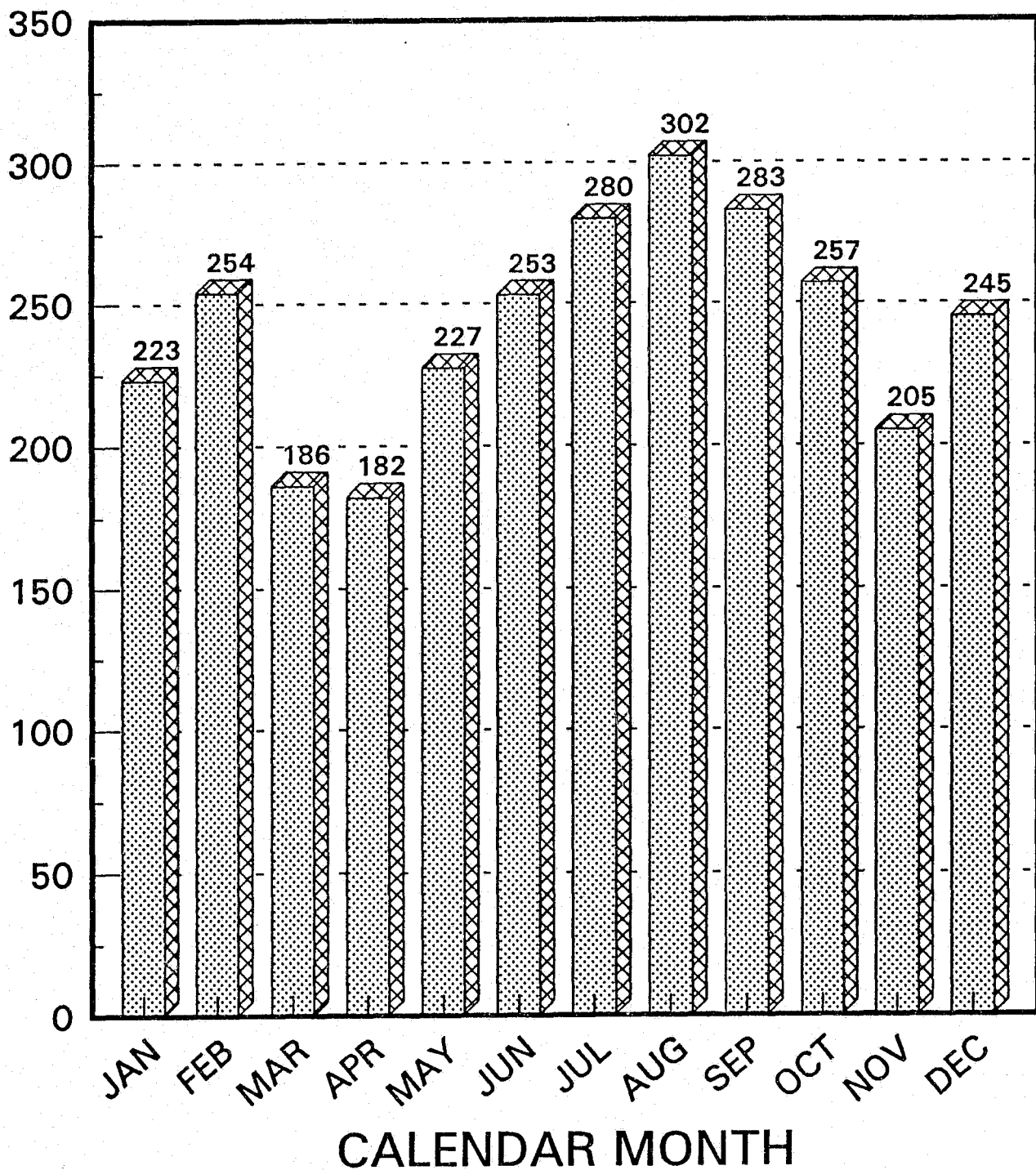


OTHER 403 13.6%

TRUCK/BUS 588 19.8%

MOTOR VEHICLE THEFT BY MONTH

1991



The reported count of 67 for Ketchikan PD was not used as the figure was not broken down into months.

M/V THEFT ARRESTS 1991
AGE, SEX, RACE

12 and under	M	22
	F	3
13-14	M	80
	F	13
15	M	57
	F	12
16	M	46
	F	4
17	M	45
	F	2
18	M	33
	F	1
19	M	29
	F	3
20	M	15
	F	2
21	M	11
	F	1
22	M	11
	F	0
23	M	8
	F	1
24	M	6
	F	2
25-29	M	39
	F	10
30-34	M	20
	F	4
35-39	M	14
	F	0

M/V THEFT ARRESTS 1991 (cont.)

40-44	M	6
	F	0
45-49	M	1
	F	0
50-54	M	1
	F	0
55-59	M	0
	F	0
60-64	M	0
	F	0
65 and over	M	0
	F	0
TOTAL	M	444
	F	58
White		313
Black		66
Indian		118
Asian		5

**LAW ENFORCEMENT
AGENCIES**

OFFICER ASSAULT AND ARSON
REPORTS WERE CREATED
FOR ONLY THOSE AGENCIES
SUBMITTING INFORMATION

AGENCY: Alaska State Troopers

MONTHS OF 1/91 to 12/91

OFFENSES KNOWN TO POLICE

CLASSIFICATION OF OFFENSES	OFFENSES REPORTED OR KNOWN	UNFOUNDED FALSE OR BASELESS	NUMBER OF ACTUAL OFFENSES	** OFFENSES CLEARED ** BY ARREST OR EXCEPTION JUVENILES ONLY	
				TOTAL	
CRIMINAL HOMICIDE					
MURDER & NONNEG MANSL	13		13	8	1
MANSL BY NEGLIGENCE	4		4	4	1
TOTAL	17	0	17	12	2
FORCIBLE RAPE					
RAPE BY FORCE	166	29	137	80	10
ATTEMPTD FORCABLE RAPE	19		19	18	4
TOTAL	185	29	156	98	14
ROBBERY					
FIREARM	13		13	14	2
KNIFE/CUTTING INSTRMT	9	1	8	5	1
OTHR DANGEROUS WEAPON	2		2	1	
STRONG-ARM (HANDS, FISTS)	10	2	8	3	
TOTAL	34	3	31	23	3
ASSAULT					
FIREARM	243	25	218	186	23
KNIFE OR CUTTING INSTR.	221	10	211	180	25
OTHER DANGEROUS WEAPON	51	1	50	48	6
HANDS, FIST, FEET, AGGRAVTD	223	22	201	174	7
OTHER ASSAULTS - SIMPLE	2163	298	1865	1460	118
TOTAL	2901	356	2545	2048	179
BURGLARY					
FORCIBLE ENTRY	1285	90	1195	286	112
UNLAWFUL ENTRY - NO FORCE	634	51	583	168	67
ATTEMPTED FORCIBLE ENTRY	74		74	6	2
TOTAL	1993	141	1852	460	181
LARCENY					
THEFT(EX MOTOR VEHICLES)	4709	315	4394	957	332
TOTAL	4709	315	4394	957	332
MOTOR VEHICLE THEFT					
AUTOS	572	91	481	170	85
TRUCKS AND BUSES	40		40	16	6
OTHER VEHICLES	69	2	67	24	10
TOTAL	681	93	588	210	101
GRAND TOTAL	10520	937	9583	3808	812

PROPERTY STOLEN BY CLASSIFICATION

CLASSIFICATION OF OFFENSES	NUMBER OF ACTUAL OFFENSES		VALUE OF PROPERTY STOLEN	
MURDER/MANSLAUGHTER				
MURDER/NONNEG MANSLAUGHTER	13			
TOTAL	13	0	\$0.00	\$0.00
RAPE				
FORCIBLE RAPE	156		\$310.00	
TOTAL	156	0	\$310.00	\$0.00
ROBBERY				
HIGHWAY (STRT, ALLEYS, ETC)	3			
COMMERCIAL HOUSE	2		\$4,868.00	
GAS OR SERVICE STATION	2		\$31.00	
CHAIN STORE	6		\$4,047.00	
RESIDENCE	8		\$10,435.00	
BANK				
MISCELLANEOUS	10		\$1,907.00	
TOTAL	31	0	\$21,288.00	\$0.00
BURGLARY				
RESIDENCE (DWELLING)				
NIGHT (6PM - 6AM)	909		\$1,522,198.00	
DAY (6AM - 6PM)	303		\$397,084.00	
UNKNOWN				
NON-RESIDENCE (STORE ETC)				
NIGHT (6PM - 6AM)	514		\$726,420.00	
DAY (6AM - 6PM)	126		\$74,738.00	
UNKNOWN				
TOTAL	1852	0	\$2,720,440.00	\$0.00
LARCENIES BY VALUE (EX MV)				
\$200 AND OVER	1594		\$2,689,827.00	
\$50 TO \$200	497		\$55,576.00	
UNDER \$50	2303		\$9,481.00	
LARCENIES BY TYPE				
POCKET - PICKING	8		\$3,207.00	
PURSE - SNATCHING	4		\$580.00	
SHOPLIFTING	213		\$10,392.00	
FROM MOTOR VEHICLES	1001		\$531,572.00	
MOTOR VEH. PARTS & ACC.	65		\$19,630.00	
BICYCLES	130		\$41,532.00	
FROM BUILDINGS (EX C & H)	1645		\$688,893.00	
FROM ANY COIN-OP MACHINES	9		\$1,642.00	
ALL OTHER	1319		\$1,457,436.00	
TOTAL	4394	4394	\$2,754,884.00	\$2,754,884.00
MOTOR VEHICLE THEFTS				
MOTOR VEHICLE THEFTS	588		\$1,708,667.00	
MOTOR VEHICLES RECOVERED				
STOLEN & REC'D LOCALLY	147			
STOLEN LOC & REC'D OTHER	5			
STOLEN OTHER & RECD LOCAL				
TOTAL	588	152	\$1,708,667.00	\$0.00
GRAND TOTAL	7034		\$7,205,589.00	

AGENCY: Alaska State Troopers

Months of 1/91 to 12/91

PROPERTY STOLEN/RECOVERED BY TYPE

TYPE OF PROPERTY	VALUE OF PROPERTY STOLEN	VALUE OF PROPERTY RECOVERED
CURRENCY, NOTES, ETC.	\$574,526.00	\$27,263.00
JEWELRY & PRECIOUS METALS	\$569,064.00	\$60,500.00
CLOTHING AND FURS	\$99,100.00	\$8,566.00
LOCALLY STOLEN MOTOR VEH.	\$1,876,228.00	\$1,188,262.00
OFFICE EQUIPMENT	\$89,224.00	\$24,303.00
TV, RADIOS, CAMERAS, ETC.	\$471,310.00	\$41,336.00
FIREARMS	\$205,616.00	\$38,305.00
HOUSEHOLD GOODS	\$357,338.00	\$2,270.00
CONSUMABLE GOODS	\$56,765.00	\$2,726.00
LIVESTOCK	\$10,718.00	\$350.00
MISCELLANEOUS	\$2,895,700.00	\$630,155.00
GRAND TOTAL	\$7,205,589.00	\$2,024,036.00

AGE, SEX AND RACE OF PERSON ARRESTED

18 YEARS OF AGE AND OVER

OFFENSE	CLASS	SEX	A G E																	R A C E			
			18	19	20	21	22	23	24	25	30	35	40	45	50	55	60	65	TOTAL	WHT	BLK	IND	ASN
MURDER		M		2	1	3	1				1	1				1			10				
	01A	F						1											1	6		4	1
MANSLAUGHTER		M									3	2	1						6				
	01B	F							1	2									3	7		2	
RAPE		M	1	3	7	4	1	1	4	12	18	3	5	1	2				62				
	02	F																	0	21	2	39	
ROBBERY		M	3	3	4	2	1	1		2	2	1				1			20				
	03	F						1											1	14	5	2	
AGG. ASSAULT		M	7	9	16	12	6	14	8	85	76	53	25	18	12	3	1	3	348				
	04	F	1	2	2	1	1	3	1	14	11	1	3	1	1				42	185	9	194	2
BURGLARY		M	47	33	21	18	15	9	17	29	39	11	4	2	4	1			250				
	05	F	5	1	1		1			2			1						11	170	3	88	
LARCENY		M	45	46	36	23	23	6	10	48	34	26	13	9	8	2	1	3	333				
	06	F	5	3	4	3	2	2	1	14	13	9	3	2	2	1		1	65	297	27	72	2
MV. THEFT		M	17	12	4	3	5	2	2	7	6	5	3		1				67				
	07	F							1	4									5	49	2	21	
OTH. ASSULTS		M	9	14	13	28	21	25	26	140	152	123	70	28	22	6	4	2	683				
	08	F	1	3	2	3	1	1	4	23	28	20	12	7	4			1	110	440	29	321	3
ARSON		M	1							1	1							1	4				
	09	F							1										1	1		3	1
FORGERY		M			5	1	1	1	3	5	1	5	1			1			24				
	10	F		1	2					4	1	2					1		11	30		5	
FRAUD		M	2	3	1	1	6		1	8	13	10	1						46				
	11	F	1						1	2	1	3							8	46	3	5	
EMBEZZLEMENT		M								2		1							3				
	12	F																	0	1	1	1	
STOLEN PROPERTY		M	5	5	2	9	2	2		2	2	1	9	1	1				41				
	13	F	1	1					1		1								4	38		7	
VANDALISM		M	23	9	11	10	6	6	7	35	36	20	13	7	4	2			189				
	14	F		3	1	1			2	4	7	4	2	1					25	130	7	74	3
WEAPONS		M	1	5	5	6	4	6	3	30	28	15	15	4	5	1	1		129				
	15	F				1				1	6	2							10	67	1	71	
PROSTITUTION		M																	0				
	16	F																	0				
SIX OFFENSES		M	8	6	10	7	5	3	4	38	31	20	17	16	10	5	4	4	188				
	17	F	2			1					2	1							6	65	2	125	2
SALT/MANUFACTURE OF DRUGS																			0				
																			0				
NARCOTICS		M	1		2		3	2	6	26	36	25	24	6	3	2			136				
	18A	F			1				2	3	28	17	6	2	1				60	152	14	21	9
MARIJUANA		M		1	3		3	1	2	14	9	7	6	6	1				53				
	18B	F	1				1	1		2	4	3	2	1					15	56	2	10	

AGE, SEX AND RACE OF PERSON ARRESTED

18 YEARS OF AGE AND OVER

OFFENSE	CLASS	SEX	A G E																	R A C E			
			18	19	20	21	22	23	24	25	30	35	40	45	50	55	60	65	TOTAL	WHI	BLK	IND	ASN
SYNTHETIC NARCOTICS	M													1					1				
18C	F																		0		1		
OTHER NON-NARCOTIC	M											1							1				
18D	F																		0		1		
POSSESSION OF DRUGS																			0				
																			0				
NARCOTICS	M		1		1	1		1		4	2	5	1	1	1	1			19				
18E	F						1			2	2	1							6	22	1	2	
MARIJUANA	M		1	3	1	1	2	2	1	8	4	6	5						34				
18F	F					1			1		3	2	1						8	25	1	16	
SYNTHETIC NARCOTICS	M																		0				
18G	F																		0				
OTHER NON-NARCOTIC	M													1					1				
18H	F																		0		1		
DRUG ABUSE GRAND TOTAL	M																		0				
	F																		0				
GAMBLING																			0				
																			0				
BOOKMAKING	M																		0				
19A	F																		0				
NUMBERS	M																		0				
19B	F																		0				
OTHER GAMBLING	M																		0				
19C	F																		0				
FAMILY/CHILD	M					2				3	4	2	1	1					13				
20	F				1										1				2	7	1	7	
DRIV INFLC	M		31	33	50	67	52	65	47	306	322	245	140	96	52	25	19	14	1564				
21	F		8	10	10	12	11	10	13	71	78	53	31	14	3	2	2	1	329	1495	40	343	15
LIQUOR	M		130	137	101	12	9	9	9	55	26	30	20	6	4	7	3	1	559				
22	F		35	35	29	7	1	4	4	13	12	4	7	1	1	2			155	322	16	374	2
DISORDERLY	M		3	2	2	5	3	5	2	22	21	13	5	5			1		89				
24	F				1	1				6	7	6	8	1					30	50	5	64	
ALL OTHER	M		133	135	167	157	119	136	134	595	496	310	180	120	43	49	31	41	2846				
26	F		45	49	38	31	29	24	40	142	118	73	46	35	21	10	6	12	719	2820	203	492	50
			469	461	463	372	288	297	286	1475	1365	940	562	327	174	106	65	69	7719				
			105	108	92	62	49	46	73	309	322	201	122	66	33	15	9	15	1627	6519	374	2363	90
GRAND TOTAL			574	569	555	434	337	343	359	1784	1687	1141	684	393	207	121	74	84	9346	6519	374	2363	90

AGE, SEX AND RACE OF PERSONS ARRESTED

UNDER 18 YEARS OF AGE

OFFENSE	CLASS	SEX	***** AGE *****						***** RACE *****			
			12/ UNDER	13 14	15	16	17	TOTAL UNDER 18	WHITE	BLACK	IND	ASIAN
MURDER	01A	M F				1	1	2 0		1		1
MANSLAUGHTER	01B	M F	1					1 0		1		
RAPE	02	M F			4	2	3	9 0		4		5
ROBBERY	03	M F		1	1	1	3	6 3		4	4	1
AGG. ASSAULT	04	M F	5	12 1	6 1	11 1	14 1	48 4		30	3	18 1
BURGLARY	05	M F	90 16	80 9	63 3	49 2	42 3	324 33		187	15	153 2
LARCENY	06	M F	32 4	58 18	35 3	50 3	46 7	221 35		199	11	43 3
MV. THEFT	07	M F	10 2	35 5	18 4	24 2	20 1	107 14		90	8	20 3
OTH. ASSLTs.	08	M F	7 2	17 7	7 4	15 3	16 3	62 19		48	7	24 2
ARSON	09	M F		1				0 2				2
FORGERY	10	M F			1		2	3 1		3		1
FRAUD	11	M F			1	3	1	5 1		5		1
EMBEZZLEMENT	12	M F						0 0				
STOLEN PROPERTY	13	M F	2	4 1	2	2	3	13 1		13		1
VANDALISM	14	M F	61 2	36 3	19 3	32 2	30 2	178 12		137	3	45 5
WEAPONS	15	M F		3	3	7		13 0		13		
PROSTITUTION	16	M F						0 0				
SEX OFFENSES	17	M F	3	12	4	7	7	33 0		18		15
SALE/MANUFACTURE OF DRUGS								0 0				
NARCOTICS	18A	M F			1	2	1	4 0		3		1
MARIJUANA	18B	M F						0 0				
SYNTHETIC NARCOTICS	18C	M F		1	1			2 0		2		

AGE, SEX AND RACE OF PERSONS ARRESTED

UNDER 18 YEARS OF AGE

OFFENSE	CLASS	SEX	***** AGE *****						***** RACE *****			
			12/ UNDER	13 14	15	16	17	TOTAL UNDER 18	WHITE	BLACK	IND	ASIAN
OTHER NON-NARCOTIC	18D	M						0				
		F						0				
POSSESSION OF DRUGS								0				
								0				
NARCOTICS	18E	M					1	1		1		
		F						0				
MARIJUANA	18F	M		2	1	4	4	11				
		F	1	1	1	1	3	7	15	1	1	1
SYNTHETIC NARCOTICS	18G	M						0				
		F						0				
OTHER NON-NARCOTIC	18H	M						0				
		F						0				
DRUG ABUSE GRAND TOTAL		M						0				
		F						0				
GAMBLING								0				
								0				
BOOKMAKING	19A	M						0				
		F						0				
NUMBERS	19B	M						0				
		F						0				
OTHER GAMBLING	19C	M						0				
		F						0				
FAMILY/CHILD	20	M						0				
		F						0				
DRIV. INFLC.	21	M				3	10	13				
		F		1		1	5	7	14		6	
LIQUOR	22	M	6	11	15	51	70	153				
		F	3	16	24	38	46	127	148	3	127	2
DISORDERLY	24	M	1	1	2	1	2	7				
		F		2			1	3	7	1	2	
CURFEW	28	M						0				
		F						0				
RUN-AWAYS	29	M						0				
		F						0				
ALL OTHER	26	M	19	26	41	111	103	300				
		F	8	9	17	33	43	110	342	13	53	2
		M	237	299	225	376	379	1516				
		F	39	75	61	86	118	379	1285	69	520	21
GRAND TOTAL			276	374	286	462	497	1895	1285	69	520	21

AGENCY: Alaska State Troopers

YEAR ENDING 1991

LAW ENFORCEMENT OFFICERS KILLED OR ASSAULTED

TYPE OF ACTIVITY	TOTAL		KNIFE OTHER		HANDS TWO		ONE MAN		DETECT OR		OTHER		POLICE
	ASSLTs		OTHER DANGER		FIST	MAN	VEHICLE		SPECIAL ASSIGN		ASSIGN		ASSAULTS
	WEAPON	FIREARM	INSTR	WEAPON	FEET	VEH	ALONE	ASSIST	ALONE	ASSIST	ALONE	ASSIST	CLEARED
	(A)	(B)	(C)	(D)	(E)	(F)	(G)	(H)	(I)	(J)	(K)	(L)	(M)
RESPOND TO DISTURB CALL	6	3			3						5	1	5
BURGLARIES IN PROGRESS													
ROBBERIES IN PROGRESS													
ATTEMPTING OTHER ARREST													
CIVIL DISORDER	2				2						2		2
HANDLING/TRANS PRISONER	4		3		1		1					3	4
INVEST SUSP. PERSON/CIR													
AMBUSH - NO WARNING													
MENTALLY DERANGED													
TRAFFIC PURSUITS/STOPS													
OTHER	2		1		1						2		2
TOTAL	14	3	4		7		1				9	4	13
NUMBER W/ PERSONAL INJU	4		4										
NUMBER W/O PERSONAL INJ	10	3			7								

OFFICERS KILLED BY FELONIOUS ACTS: 0
 OFFICERS KILLED BY ACCIDENT OR NEGLIGENCE: 0
 TOTAL OFFICERS KILLED: 0

RETURN OF ARSON OFFENSES KNOWN TO LAW ENFORCEMENT

(1) PROPERTY CLASSIFICATION	(2) OFFENSES REPORTED OR KNOWN	(3) UNFOUNDED, FALSE OR BASELESS	(4) NUMBER OF ACTUAL OFFENSES	(5) CLEARED BY ARREST OR EXCEPTION	(6) CLEARANCES INVOLVING ONLY PERSONS < 18	(7) NORMALLY UNUSED STRUCTURES	(8) ESTIMATED VALUE OF DAMAGE
STRUCTURAL							
SINGLE OCCUP RESIDENT	35	5	30	4		14	228,200.00
OTHER RESIDENTIAL							
STORAGE							
INDUSTRIAL/MANUFACTUR	5		5	1		1	125,000.00
OTHER COMMERCIAL							
COMMUNITY/PUBLIC	10		10	3		2	\$15,000.00
ALL OTHER STRUCTURES	1		1				
TOTAL:	51	5	46	8	0	17	368,200.00
MOBILE							
MOTOR VEHICLES	26	1	25	1		14	\$5,500.00
OTHER MOBILE PROPERTY	5		5	2		4	
TOTAL:	31	1	30	3	0	18	\$5,500.00
OTHER							
OTHER	5		5			4	\$5,000.00
TOTAL:	5	0	5	0	0	4	\$5,000.00
GRAND TOTAL	87	6	81	11	0	39	378,700.00

AGENCY: Anch Airport Safety

MONTHS OF 1/91 to 12/91

CLASSIFICATION OF OFFENSES	OFFENSES KNOWN TO POLICE			** OFFENSES CLEARED **	
	OFFENSES REPORTED OR KNOWN	UNFOUNDED FALSE OR BASELESS	NUMBER OF ACTUAL OFFENSES	TOTAL BY ARREST OR EXCEPTION	JUVENILES ONLY
CRIMINAL HOMICIDE					
MURDER & NONNEG MANSL					
MANSL BY NEGLIGENCE					
TOTAL	0	0	0	0	0
FORCIBLE RAPE					
RAPE BY FORCE					
ATTEMPTD FORCIBLE RAPE					
TOTAL	0	0	0	0	0
ROBBERY					
FIREARM					
KNIFE/CUTTING INSTRMT					
OTHR DANGEROUS WEAPON					
STRONG-ARM (HANDS,FISTS)					
TOTAL	0	0	0	0	0
ASSAULT					
FIREARM					
KNIFE OR CUTTING INSTR.	1		1	1	
OTHER DANGEROUS WEAPON	1		1	1	
HANDS,FIST,FEET, AGGRAVTD	3		3	2	
OTHER ASSAULTS - SIMPLE	11		11	7	
TOTAL	16	0	16	11	0
BURGLARY					
FORCIBLE ENTRY	1		1		
UNLAWFUL ENTRY - NO FORCE					
ATTEMPTED FORCIBLE ENTRY					
TOTAL	1	0	1	0	0
LARCENY					
THEFT(EX MOTOR VEHICLES)	109	10	99	7	
TOTAL	109	10	99	7	0
MOTOR VEHICLE THEFT					
AUTOS	19	5	14		
TRUCKS AND BUSES					
OTHER VEHICLES					
TOTAL	19	5	14	0	0
GRAND TOTAL	145	15	130	18	0

PROPERTY STOLEN BY CLASSIFICATION

CLASSIFICATION OF OFFENSES	NUMBER OF ACTUAL OFFENSES		VALUE OF PROPERTY STOLEN	
MURDER/MANSLAUGHTER				
MURDER/NONNEG MANSLAUGHTER				
TOTAL	0	0	\$0.00	\$0.00
RAPE				
FORCIBLE RAPE				
TOTAL	0	0	\$0.00	\$0.00
ROBBERY				
HIGHWAY (STRT, ALLEYS, ETC)				
COMMERCIAL HOUSE				
GAS OR SERVICE STATION				
CHAIN STORE				
RESIDENCE				
BANK				
MISCELLANEOUS				
TOTAL	0	0	\$0.00	\$0.00
BURGLARY				
RESIDENCE (DWELLING)				
NIGHT (6PM - 6AM)				
DAY (6AM - 6PM)				
UNKNOWN				
NON-RESIDENCE (STORE ETC)				
NIGHT (6PM - 6AM)	1			
DAY (6AM - 6PM)				
UNKNOWN				
TOTAL	1	0	\$0.00	\$0.00
LARCENIES BY VALUE (EX MV)				
\$200 AND OVER	60		\$93,277.00	
\$50 TO \$200	17		\$2,115.00	
UNDER \$50	22		\$391.00	
LARCENIES BY TYPE				
POCKET - PICKING				
PURSE - SNATCHING				
SHOPLIFTING		2		
FROM MOTOR VEHICLES		37		\$29,499.00
MOTOR VEH. PARTS & ACC.		2		\$409.00
BICYCLES				
FROM BUILDINGS (EX C & H)		30		\$25,030.00
FROM ANY COIN-OP MACHINES		1		\$181.00
ALL OTHER		27		\$40,664.00
TOTAL	99	99	\$95,783.00	\$95,783.00
MOTOR VEHICLE THEFTS				
MOTOR VEHICLE THEFTS	14		\$81,050.00	
MOTOR VEHICLES RECOVERED				
STOLEN & REC'D LOCALLY		4		
STOLEN LOC & REC'D OTHER				
STOLEN OTHER & RECD LOCAL				
TOTAL	14	4	\$81,050.00	\$0.00
GRAND TOTAL	114		\$176,833.00	

AGENCY: Anch Airport Safety

Months of 1/91 to 12/91

PROPERTY STOLEN/RECOVERED BY TYPE

TYPE OF PROPERTY	VALUE OF PROPERTY STOLEN	VALUE OF PROPERTY RECOVERED
CURRENCY, NOTES, ETC.	\$12,089.00	\$4,600.00
JEWELRY & PRECIOUS METALS	\$18,872.00	
CLOTHING AND FURS	\$7,011.00	
LOCALLY STOLEN MOTOR VEH.	\$78,550.00	\$44,000.00
OFFICE EQUIPMENT	\$250.00	
TV, RADIOS, CAMERAS, ETC.	\$25,316.00	\$2,248.00
FIREARMS	\$4,497.00	
HOUSEHOLD GOODS	\$180.00	
CONSUMABLE GOODS	\$450.00	
LIVESTOCK		
MISCELLANEOUS	\$29,618.00	\$3,246.00
GRAND TOTAL	\$176,833.00	\$54,094.00

AGE, SEX AND RACE OF PERSON ARRESTED

18 YEARS OF AGE AND OVER

OFFENSE	CLASS	SEX	A G E																	R A C E			
			18	19	20	21	22	23	24	25	30	35	40	45	50	55	60	65	TOTAL	WHT	BLK	IND	ASN
MURDER		M																	0				
	01A	F																	0				
MANSLAUGHTER		M																	0				
	01B	F																	0				
RAPE		M																	0				
	02	F																	0				
ROBBERY		M																	0				
	03	F																	0				
AGG. ASSAULT		M				1				2		1							4				
	04	F					1												1	5			
BURGLARY		M																	0				
	05	F																	0				
LARCENY		M		3	2		1		1			1	1	1					10				
	06	F										1							1	4	1	1	
MOV. THEFT		M																	0				
	07	F																	0				
OTH. ASSLT.		M			2	2				2							1		7				
	08	F																	0	6	1		
ARSON		M																	0				
	09	F																	0				
FORGERY		M																	0				
	10	F										1							1	1			
FRAUD		M																	0				
	11	F										1							1	1			
EMBEZZLEMENT		M																	0				
	12	F																	0				
STOLEN PROPERTY		M																	0				
	13	F																	0				
VANDALISM		M		1	2					1	1			1					6				
	14	F									2								2	8			
WEAPONS		M					1	4		1	1	1	1						9				
	15	F																	0	7	2		
PROSTITUTION		M																	0				
	16	F																	0				
SIX OFFENSES		M																	0				
	17	F																	0				
SALE/MANUFACTURE OF DRUGS																			0				
																			0				
NARCOTICS		M																	0				
	18A	F																	0				
MARIJUANA		M																	0				
	18B	F																	0				

AGE, SEX AND RACE OF PERSON ARRESTED

18 YEARS OF AGE AND OVER

OFFENSE	CLASS	SEX	A G E																	R A C E			
			18	19	20	21	22	23	24	25	30	35	40	45	50	55	60	65	TOTAL	WHT	BLK	IND	ASN
SYNTHETIC NARCOTICS	M																		0				
18C	F																		0				
OTHER NON-NARCOTIC	M																		0				
18D	F																		0				
POSSESSION OF DRUGS																			0				
																			0				
NARCOTICS	M																		0				
18E	F																		0				
MARIJUANA	M											1							1				
18F	F																		0	1			
SYNTHETIC NARCOTICS	M																		0				
18G	F																		0				
OTHER NON-NARCOTIC	M																		0				
18H	F																		0				
DRUG ABUSE GRAND TOTAL	M																		0				
	F																		0				
GAMBLING																			0				
																			0				
BOOKMAKING	M																		0				
19A	F																		0				
NUMBERS	M																		0				
19B	F																		0				
OTHER GAMBLING	M																		0				
19C	F																		0				
FAMILY/CHILD	M			1															1				
20	F																		0	1			
DRIV INFLC	M									2	1	1	1		2				7				
21	F	2																	2	6	1	2	
LIQUOR	M																		0				
22	F	1																	1	1			
DISORDERLY	M				1			1	4		1		1						8				
24	F					1													1	9			
ALL OTHER	M		1	3			1	1	9	3	4	1	1	3	1				28				
26	F		1	1		1	1	1		2						1			8	28	3	4	1
			6	9	4	2	5	3	19	7	10	4	5	3	4				81				
		3	1	1		3	1	1		4	3				1				18	83	8	7	1
GRAND TOTAL			3	7	10	4	5	6	4	19	11	13	4	5	3	5	0	0	99	83	8	7	1

AGE, SEX AND RACE OF PERSONS ARRESTED

UNDER 18 YEARS OF AGE

OFFENSE	CLASS	SEX	***** AGE *****					***** RACE *****				
			12/ UNDER	13 14	15	16	17	TOTAL UNDER 18	WHITE	BLACK	IND	ASIAN
MURDER	01A	M						0				
		F						0				
MANSLAUGHTER	01B	M						0				
		F						0				
RAPE	02	M						0				
		F						0				
ROBBERY	03	M						0				
		F						0				
AGG. ASSAULT	04	M						0				
		F						0				
BURGLARY	05	M						0				
		F						0				
LARCENY	06	M						0				
		F						0				
MV. THEFT	07	M						0				
		F						0				
OTH. ASSLTs.	08	M						0				
		F						0				
ARSON	09	M						0				
		F						0				
FORGERY	10	M						0				
		F						0				
FRAUD	11	M						0				
		F						0				
EMBEZZLEMENT	12	M						0				
		F						0				
STOLEN PROPERTY	13	M						0				
		F						0				
VANDALISM	14	M						0				
		F						0				
WEAPONS	15	M						0				
		F						0				
PROSTITUTION	16	M						0				
		F						0				
SEX OFFENSES	17	M						0				
		F						0				
SALE/MANUFACTURE OF DRUGS								0				
								0				
NARCOTICS	18A	M						0				
		F						0				
MARIJUANA	18B	M						0				
		F						0				
SYNTHETIC NARCOTICS	18C	M						0				
		F						0				

AGE, SEX AND RACE OF PERSONS ARRESTED

UNDER 18 YEARS OF AGE

OFFENSE	CLASS	SEX	***** AGE *****					***** RACE *****				
			12/ UNDER	13 14	15	16	17	TOTAL UNDER 18	WHITE	BLACK	IND	ASIAN
OTHER NON-NARCOTIC	18D	M						0				
		F						0				
POSSESSION OF DRUGS								0				
								0				
NARCOTICS	18E	M						0				
		F						0				
MARIJUANA	18F	M						0				
		F						0				
SYNTHETIC NARCOTICS	18G	M						0				
		F						0				
OTHER NON-NARCOTIC	18H	M						0				
		F						0				
DRUG ABUSE GRAND TOTAL		M						0				
		F						0				
GAMBLING								0				
								0				
BOOKMAKING	19A	M						0				
		F						0				
NUMBERS	19B	M						0				
		F						0				
OTHER GAMBLING	19C	M						0				
		F						0				
FAMILY/CHILD	20	M						0				
		F						0				
DRIV. INFLC.	21	M						0				
		F						0				
LIQUOR	22	M						0				
		F						0				
DISORDERLY	24	M						0				
		F						0				
CURFEW	28	M						0				
		F						0				
RUN-AWAYS	29	M						0				
		F						0				
ALL OTHER	26	M				1		1				
		F				1		1	1		1	
		M				1		1				
		F				1		1	1		1	
GRAND TOTAL			0	0	0	2	0	2	1		1	

RETURN OF ARSON OFFENSES KNOWN TO LAW ENFORCEMENT

(1) PROPERTY CLASSIFICATION	(2) OFFENSES REPORTED OR KNOWN	(3) UNFOUNDED, FALSE OR BASELESS	(4) NUMBER OF ACTUAL OFFENSES	(5) CLEARED BY ARREST OR EXCEPTION	(6) CLEARANCES INVOLVING ONLY PERSONS < 18	(7) NORMALLY UNUSED STRUCTURES	(8) ESTIMATED VALUE OF DAMAGE
<hr/>							
STRUCTURAL							
SINGLE OCCUP RESIDENT	1		1			1	\$100.00
OTHER RESIDENTIAL							
STORAGE							
INDUSTRIAL/MANUFACTUR							
OTHER COMMERCIAL							
COMMUNITY/PUBLIC							
ALL OTHER STRUCTURES							
TOTAL:	1	0	1	0	0	1	\$100.00
<hr/>							
MOBILE							
MOTOR VEHICLES							
OTHER MOBILE PROPERTY							
TOTAL:	0	0	0	0	0	0	\$0.00
<hr/>							
OTHER							
OTHER							
TOTAL:	0	0	0	0	0	0	\$0.00
<hr/>							
GRAND TOTAL	1	0	1	0	0	1	\$100.00

AGENCY: Anchorage PD

MONTHS OF 1/91 to 12/91

OFFENSES KNOWN TO POLICE

CLASSIFICATION OF OFFENSES	OFFENSES REPORTED OR KNOWN	UNFOUNDED FALSE OR BASELESS	NUMBER OF ACTUAL OFFENSES	** OFFENSES CLEARED ** BY ARREST OR EXCEPTION JUVENILES ONLY	
				TOTAL	
CRIMINAL HOMICIDE					
MURDER & NONNEG MANSL	25		25	14	
MANSL BY NEGLIGENCE					
TOTAL	25	0	25	14	0
FORCIBLE RAPE					
RAPE BY FORCE	238	9	229	28	1
ATTEMPTD FORCABLE RAPE	35		35	2	
TOTAL	273	9	264	30	1
ROBBERY					
FIREARM	178		178	32	2
KNIFE/CUTTING INSTRMT	65		65	11	
OTHR DANGEROUS WEAPON	42		42	5	
STRONG-ARM (HANDS,FISTS)	258	1	257	35	2
TOTAL	543	1	542	83	4
ASSAULT					
FIREARM	203		203	86	6
KNIFE OR CUTTING INSTR.	211	1	210	108	8
OTHER DANGEROUS WEAPON	257		257	100	18
HANDS,FIST,FEET, AGGRAVTD	168		168	75	9
OTHER ASSAULTS - SIMPLE	2214	4	2210	1239	96
TOTAL	3053	5	3048	1608	137
BURGLARY					
FORCIBLE ENTRY	1608		1608	120	35
UNLAWFUL ENTRY - NO FORCE	723	7	716	44	30
ATTEMPTED FORCIBLE ENTRY	166	1	165	4	1
TOTAL	2497	8	2489	168	66
LARCENY					
THEFT(EX MOTOR VEHICLES)	9988	21	9967	2824	867
TOTAL	9988	21	9967	2824	867
MOTOR VEHICLE THEFT					
AUTOS	1052	94	958	114	44
TRUCKS AND BUSES	449	31	418	39	18
OTHER VEHICLES	186	1	185	7	5
TOTAL	1687	126	1561	160	67
GRAND TOTAL	18066	170	17896	4887	1142

PROPERTY STOLEN BY CLASSIFICATION

CLASSIFICATION OF OFFENSES	NUMBER OF ACTUAL OFFENSES		VALUE OF PROPERTY STOLEN	
MURDER/MANSLAUGHTER				
MURDER/NONNEG MANSLAUGHTER	25		\$12,657.00	
TOTAL	25	0	\$12,657.00	\$0.00
RAPE				
FORCIBLE RAPE	264			
TOTAL	264	0	\$0.00	\$0.00
ROBBERY				
HIGHWAY (STRT, ALLEYS, ETC)	264		\$77,729.00	
COMMERCIAL HOUSE	129		\$234,406.00	
GAS OR SERVICE STATION	15		\$5,406.00	
CHAIN STORE	51		\$6,550.00	
RESIDENCE	29		\$9,401.00	
BANK	29		\$32,045.00	
MISCELLANEOUS	25		\$4,733.00	
TOTAL	542	0	\$370,270.00	\$0.00
BURGLARY				
RESIDENCE (DWELLING)				
NIGHT (6PM - 6AM)	391		\$341,984.00	
DAY (6AM - 6PM)	521		\$905,217.00	
UNKNOWN	619		\$788,604.00	
NON-RESIDENCE (STORE ETC)				
NIGHT (6PM - 6AM)	417		\$288,665.00	
DAY (6AM - 6PM)	43		\$48,361.00	
UNKNOWN	498		\$774,995.00	
TOTAL	2489	0	\$3,147,826.00	\$0.00
LARCENIES BY VALUE (EX MV)				
\$200 AND OVER	3715		\$3,994,313.00	
\$50 TO \$200	2473		\$580,180.00	
UNDER \$50	3779		\$202,708.00	
LARCENIES BY TYPE				
POCKET - PICKING	22		\$6,248.00	
PURSE - SNATCHING	22		\$2,806.00	
SHOPLIFTING	3019		\$587,972.00	
FROM MOTOR VEHICLES	1701		\$854,273.00	
MOTOR VEH. PARTS & ACC.	1379		\$663,527.00	
BICYCLES	763		\$217,112.00	
FROM BUILDINGS (EX C & H)	1070		\$742,168.00	
FROM ANY COIN-OP MACHINES	58		\$6,990.00	
ALL OTHER	1933		\$1,696,105.00	
TOTAL	9967	9967	\$4,777,201.00	\$4,777,201.00
MOTOR VEHICLE THEFTS				
MOTOR VEHICLE THEFTS	1561		\$11,372,621.00	
MOTOR VEHICLES RECOVERED				
STOLEN & REC'D LOCALLY	1330			
STOLEN LOC & REC'D OTHER	83			
STOLEN OTHER & RECD LOCAL				
TOTAL	1561	1413	\$11,372,621.00	\$0.00
GRAND TOTAL	14848		\$19,680,575.00	

PROPERTY STOLEN/RECOVERED BY TYPE

TYPE OF PROPERTY -----	VALUE OF PROPERTY STOLEN -----	VALUE OF PROPERTY RECOVERED -----
CURRENCY, NOTES, ETC.	\$1,057,246.00	\$63,622.00
JEWELRY & PRECIOUS METALS	\$1,462,535.00	\$78,516.00
CLOTHING AND FURS	\$514,242.00	\$84,241.00
LOCALLY STOLEN MOTOR VEH.	\$11,411,606.00	\$9,480,022.00
OFFICE EQUIPMENT	\$407,550.00	\$59,229.00
TV, RADIOS, CAMERAS, ETC.	\$1,398,207.00	\$146,884.00
FIREARMS	\$255,136.00	\$76,459.00
HOUSEHOLD GOODS	\$382,082.00	\$47,891.00
CONSUMABLE GOODS	\$434,088.00	\$34,191.00
LIVESTOCK	\$410.00	
MISCELLANEOUS	\$2,357,473.00	\$514,019.00

GRAND TOTAL	19,680,575.00	\$10,585,074.00

AGE, SEX AND RACE OF PERSON ARRESTED

18 YEARS OF AGE AND OVER

OFFENSE	CLASS	SEX	A G E																	R A C E			
			18	19	20	21	22	23	24	25	30	35	40	45	50	55	60	65	TOTAL	WHI	BLK	IND	ASN
MURDER		M	2		1		1	1		1	2								8				
	01A	F								2									2	6	3	1	
MANSLAUGHTER		M																	0				
	01B	F								1									1			1	
RAPE		M		1	1	1	1	2	1	10	7	3	2	2		1		1	33				
	02	F																	0	15	8	9	1
ROBBERY		M	9	6	4	5	5	2	3	17	14	7	2		1	1			76				
	03	F				1			1	1	1	3	1						8	36	42	5	1
AGG. ASSAULT		M	4	7	4	2	8	8	3	33	28	18	11	9	3			1	139				
	04	F				2	1			5	2	1							11	85	38	25	2
BURGLARY		M	12	8	15	3	4	6	4	11	14	8	1	1				1	88				
	05	F	1		2	1		1			2								7	60	19	14	2
LARCENY		M	89	72	79	58	49	46	54	230	301	186	100	111	25	13	11	13	1437				
	06	F	39	25	25	18	18	18	19	111	124	86	44	46	16	5	3	2	599	1178	394	408	56
MV. THEFT		M	11	15	5	5	4	4	2	18	9	6	2	1					82				
	07	F	1	1		1		1	1	4	4								13	41	33	21	
CHL. ASSLT		M	24	26	27	38	35	42	31	207	185	124	61	36	19	9	6	5	875				
	08	F	4	10	8	10	4	10	8	37	25	24	6	6	1			2	155	568	204	232	26
ARSON		M						1				1							2				
	09	F																	0	1		1	
FORGERY		M	1					1	1	3	3	3	2						14				
	10	F				1	1	1		1	3	1	1						9	12	9		2
FRAUD		M	1	1	2	2	1	1		5	4	2	2	1					22				
	11	F	1	2	2					2	4	5	3						19	26	13	1	1
EMBEZZLEMENT		M																	0				
	12	F																	0				
STOLEN PROPERTY		M																	0				
	13	F																	0				
VANDALISM		M	15	12	20	15	12	8	12	59	39	19	12	11				1	235				
	14	F		2	1	4	1	1	2	15	7	5	1		1	1			41	166	48	58	4
WEAPONS		M	13	12	11	8	7	2	6	17	17	10	6	8	2		2	2	123				
	15	F	1		1					3	1		1	1		1			9	85	27	15	5
PROSTITUTION		M		1						1								1	3				
	16	F	3		1	1	3	2	1	7	14	2	2	4					40	30	6	5	2
SEX OFFENSES		M		2	2			1	2	2	2	9	2	2	3		1	1	29				
	17	F								1									1	20	2	8	
SALE/MANUFACTURE OF DRUGS																			0				
																			0				
NARCOTICS		M		1	1	1			1	2	4	1		1			1	1	14				
	18A	F										2							2	9	7		
MARIJUANA		M	1		1		1		1	1						1			6				
	18B	F									1								1	6		1	

AGE, SEX AND RACE OF PERSON ARRESTED

18 YEARS OF AGE AND OVER

OFFENSE	CLASS	SEX	A G E																	R A C E			
			18	19	20	21	22	23	24	25	30	35	40	45	50	55	60	65	TOTAL	WHT	BLK	IND	ASN
SYNTHETIC NARCOTICS	M																		0				
18C	F																		0				
OTHER NON-NARCOTIC	M																		0				
18D	F																		0				
POSSESSION OF DRUGS																			0				
																			0				
NARCOTICS	M		2	2				1		3	7	4		2					21				
18E	F						1				1								2	7	15		1
MARIJUANA	M		7	3	2	6	5	4	1	22	18	12	3	7	2		1		93				
18F	F		2		1					3	6	2	2						16	67	14	28	
SYNTHETIC NARCOTICS	M							1											1				
18G	F																		0	1			
OTHER NON-NARCOTIC	M		2		1		1					2							6				
18H	F																		0	3	2	1	
GAMBLING																			0				
																			0				
BOOKMAKING	M																		0				
19A	F																		0				
NUMBERS	M																		0				
19B	F																		0				
OTHER GAMBLING	M																		0				
19C	F																		0				
FAMILY/CHILD	M			1						5	6	4		1				1	18				
20	F					1			1	6	6	2	1	1			1		19	13	4	20	
DRIV. INFLC.	M		21	29	48	53	41	52	60	307	265	196	107	100	48	26	9	11	1373				
21	F		3	5	6	13	4	12	13	83	54	44	22	20	4	3	1	1	288	1196	127	301	37
LIQUOR	M		12	8	15	1			2	3	6	2	1	1					51				
22	F		5	1	2							2	1	2	1				14	45	4	12	4
DISORDERLY	M		5	7	11	8	4	5	7	32	29	30	10	10	4	1	1		164				
24	F		1	1	2	1	1	2		14	8	7	5	1	2				45	105	38	62	4
ALL OTHER	M		136	241	264	260	241	219	232	963	872	511	270	189	74	28	14	12	4526				
26	F		14	40	34	61	28	38	39	206	172	96	35	25	13	4	3		808	3011	1098	1136	89
			367	455	514	466	420	407	423	1952	1832	1158	594	493	181	80	46	51	9439				
			75	87	85	115	62	86	85	501	436	282	125	106	38	15	7	5	2110	6792	2155	2365	237
GRAND TOTAL			442	542	599	581	482	493	508	2453	2268	1440	719	599	219	95	53	56	11549	6792	2155	2365	237

AGE, SEX AND RACE OF PERSONS ARRESTED

UNDER 18 YEARS OF AGE

OFFENSE	CLASS	SEX	***** AGE *****						***** RACE *****			
			12/ UNDER	13 14	15	16	17	TOTAL UNDER 18	WHITE	BLACK	IND	ASIAN
MURDER	01A	M						1	1			
		F						0		1		
MANSLAUGHTER	01B	M						0				
		F						0				
RAPE	02	M					1	1				
		F						0		1		
ROBBERY	03	M	2	4	3		4	13				
		F						0	5	4	3	1
AGG. ASSAULT	04	M	1	5	3	7	2	18				
		F			1	1	2	4	8	8	3	3
BURGLARY	05	M	4	12	10	17	14	57				
		F	2	2		3	2	9	51	6	9	
LARCENY	06	M	104	203	116	115	108	646				
		F	47	154	73	74	78	426	748	155	136	33
MV. THEFT	07	M	7	26	21	11	18	83				
		F	1	6	7	2		16	60	17	20	2
OTH. ASSLTs.	08	M	3	13	9	12	20	57				
		F	2	4	7	7	6	26	42	25	10	6
ARSON	09	M	2				3	5				
		F						0	4		1	
FORGERY	10	M			1	2	2	5				
		F			1		2	3	7		1	
FRAUD	11	M	1	1	1	1	1	5				
		F	1					1	5		1	
EMBEZZLEMENT	12	M						0				
		F						0				
STOLEN PROPERTY	13	M						0				
		F						0				
VANDALISM	14	M	12	13	19	7	14	65				
		F		4	3			7	42	7	19	4
WEAPONS	15	M	4	9	18	16	9	56				
		F		2	2	1	1	6	44	6	7	5
PROSTITUTION	16	M						0				
		F		1		1	1	3	2		1	
SEX OFFENSES	17	M		5		2	1	8				
		F	1					1	7	1	1	
SALE/MANUFACTURE OF DRUGS								0				
								0				
NARCOTICS	18A	M					1	1				
		F					1	1	2			
MARIJUANA	18B	M		1	1		1	3				
		F						0	2		1	
SYNTHETIC NARCOTICS	18C	M						0				
		F						0				

AGE, SEX AND RACE OF PERSONS ARRESTED

UNDER 18 YEARS OF AGE

OFFENSE	CLASS	SEX	***** AGE *****						***** RACE *****			
			12/ UNDER	13 14	15	16	17	TOTAL UNDER 18	WHITE	BLACK	IND	ASIAN
OTHER NON-NARCOTIC	18D	M						0				
		F						0				
POSSESSION OF DRUGS								0				
								0				
NARCOTICS	18E	M					1	1				
		F					1	1		2		
MARIJUANA	18F	M		6	9	4	14	33				
		F		3		3	1	7	36		3	1
SYNTHETIC NARCOTICS	18G	M						0				
		F						0				
OTHER NON-NARCOTIC	18H	M					2	2				
		F					1	1	3			
GAMBLING								0				
								0				
BOOKMAKING	19A	M						0				
		F						0				
NUMBERS	19B	M						0				
		F						0				
OTHER GAMBLING	19C	M						0				
		F						0				
FAMILY/CHILD	20	M						0				
		F					1	1		1		
DRIV. INFLC.	21	M					1	9				
		F		1		1	4	6	12	1	3	
LIQUOR	22	M		1	2	3	13	19				
		F		4	5	2	3	14	17	2	14	
DISORDERLY	24	M		2	2		1	5				
		F		1			1	2	4	2	1	
CURFEW	28	M		1				1				
		F						0	1			
RUN-AWAYS	29	M						0				
		F						0				
ALL OTHER	26	M	6	22	21	46	79	174				
		F	2	13	5	10	9	39	134	32	42	5
		M	146	324	236	245	318	1269				
		F	56	195	104	106	113	574	1237	270	276	60
GRAND TOTAL			202	519	340	351	431	1843	1237	270	276	60

AGENCY: Anchorage PD

YEAR ENDING 1991

LAW ENFORCEMENT OFFICERS KILLED OR ASSAULTED

TYPE OF ACTIVITY	TOTAL ASSLTs WEAPON	FIREARM	KNIFE OTHER INSTR	OTHER DANGER WEAPON	HANDS FIST FEET	TWO MAN VEH	ONE MAN VEHICLE ALONE	ASSIST	DETECT OR SPECIAL ASSIGN ALONE	ASSIST	OTHER ALONE	ASSIST	POLICE ASSAULTS CLEARED
	(A)	(B)	(C)	(D)	(E)	(F)	(G)	(H)	(I)	(J)	(K)	(L)	(M)
RESPOND TO DISTURB CALL	22	2	3	1	16	1	1	20					21
BURGLARIES IN PROGRESS	2	1			1	1		1					2
ROBBERIES IN PROGRESS	2	2						2					2
ATTEMPTING OTHER ARREST	3				3	1		2					3
CIVIL DISORDER													
HANDLING/TRANS PRISONER	6				6	1	2	2				1	6
INVEST SUSP. PERSON/CIR	13			3	10	1	3	8			1		13
AMBUSH - NO WARNING													
MENTALLY DERANGED													
TRAFFIC PURSUITS/STOPS	6	1		1	4	1	2	3					4
OTHER	15				15	1	7	7					15
TOTAL	69	6	3	5	55	7	15	45			1	1	66
NUMBER W/ PERSONAL INJU	17				17								
NUMBER W/O PERSONAL INJ	52	6	3	5	38								
TIME OF ASSAULTS	12 AM	2 AM	4 AM	6 AM	8 AM	10 AM	NOON	2 PM	4 PM	6 PM	8 PM	10 PM	UNKNOWN
	8	13	8	3	2		2	3	7	7	8	8	

OFFICERS KILLED BY FELONIOUS ACTS: 0
 OFFICERS KILLED BY ACCIDENT OR NEGLIGENCE: 0

 TOTAL OFFICERS KILLED: 0

RETURN OF ARSON OFFENSES KNOWN TO LAW ENFORCEMENT

(1) PROPERTY CLASSIFICATION	(2) OFFENSES REPORTED OR KNOWN	(3) UNFOUNDED, FALSE OR BASELESS	(4) NUMBER OF ACTUAL OFFENSES	(5) CLEARED BY ARREST OR EXCEPTION	(6) CLEARANCES INVOLVING ONLY PERSONS < 18	(7) NORMALLY UNUSED STRUCTURES	(8) ESTIMATED VALUE OF DAMAGE
STRUCTURAL							
SINGLE OCCUP RESIDENT	14		14	2		2	138,868.00
OTHER RESIDENTIAL	12		12	1			\$14,075.00
STORAGE	1		1				\$4,000.00
INDUSTRIAL/MANUFACTUR	2		2			2	\$30,900.00
OTHER COMMERCIAL	7		7	2	2	1	151,152.00
COMMUNITY/PUBLIC	5		5	1	1		\$25,103.00
ALL OTHER STRUCTURES	5		5				\$2,200.00
TOTAL:	46	0	46	6	3	5	366,298.00
MOBILE							
MOTOR VEHICLES	32		32	2	2	7	277,444.00
OTHER MOBILE PROPERTY	6		6			1	\$7,663.00
TOTAL:	38	0	38	2	2	8	285,107.00
OTHER							
OTHER	23		23			7	\$4,898.00
TOTAL:	23	0	23	0	0	7	\$4,898.00
GRAND TOTAL	107	0	107	8	5	20	656,303.00

AGENCY: Bethel PD

MONTHS OF 1/91 to 12/91

OFFENSES KNOWN TO POLICE

CLASSIFICATION OF OFFENSES	OFFENSES REPORTED OR KNOWN	UNFOUNDED FALSE OR BASELESS	NUMBER OF ACTUAL OFFENSES	** OFFENSES CLEARED ** BY ARREST OR EXCEPTION JUVENILES ONLY	
				TOTAL	
CRIMINAL HOMICIDE					
MURDER & NONNEG MANSL	1		1	1	
MANSL BY NEGLIGENCE					
TOTAL	1	0	1	1	0
FORCIBLE RAPE					
RAPE BY FORCE					
ATTEMPTD FORCIBLE RAPE					
TOTAL	0	0	0	0	0
ROBBERY					
FIREARM	1		1	1	1
KNIFE/CUTTING INSTRMT	3		3	3	
OTHR DANGEROUS WEAPON					
STRONG-ARM (HANDS,FISTS)					
TOTAL	4	0	4	4	1
ASSAULT					
FIREARM	12		12	12	
KNIFE OR CUTTING INSTR.	2		2	2	
OTHER DANGEROUS WEAPON	9		9	9	1
HANDS,FIST,FEET, AGGRAVTD	22		22	22	
OTHER ASSAULTS - SIMPLE	201		201	200	
TOTAL	246	0	246	245	1
BURGLARY					
FORCIBLE ENTRY	6		6	6	2
UNLAWFUL ENTRY - NO FORCE	2		2	2	
ATTEMPTED FORCIBLE ENTRY					
TOTAL	8	0	8	8	2
LARCENY					
THEFT(EX MOTOR VEHICLES)	14		14	14	
TOTAL	14	0	14	14	0
MOTOR VEHICLE THEFT					
AUTOS					
TRUCKS AND BUSES					
OTHER VEHICLES					
TOTAL	0	0	0	0	0
GRAND TOTAL	273	0	273	272	4

PROPERTY STOLEN BY CLASSIFICATION

CLASSIFICATION OF OFFENSES	NUMBER OF ACTUAL OFFENSES		VALUE OF PROPERTY STOLEN	
MURDER/MANSLAUGHTER				
MURDER/NONNEG MANSLAUGHTER	1			
TOTAL	1	0	\$0.00	\$0.00
RAPE				
FORCIBLE RAPE				
TOTAL	0	0	\$0.00	\$0.00
ROBBERY				
HIGHWAY (STRT,ALLEYS,ETC)				
COMMERCIAL HOUSE				
GAS OR SERVICE STATION				
CHAIN STORE				
RESIDENCE	2			
BANK				
MISCELLANEOUS	2			
TOTAL	4	0	\$0.00	\$0.00
BURGLARY				
RESIDENCE (DWELLING)				
NIGHT (6PM - 6AM)	4			
DAY (6AM - 6PM)	2			
UNKNOWN				
NON-RESIDENCE (STORE ETC)				
NIGHT (6PM - 6AM)	1			
DAY (6AM - 6PM)	1			
UNKNOWN				
TOTAL	8	0	\$0.00	\$0.00
LARCENIES BY VALUE (EX MV)				
\$200 AND OVER				
\$50 TO \$200				
UNDER \$50	14			
LARCENIES BY TYPE				
POCKET - PICKING				
PURSE - SNATCHING				
SHOPLIFTING				
FROM MOTOR VEHICLES				
MOTOR VEH. PARTS & ACC.				
BICYCLES				
FROM BUILDINGS (EX C & H)				
FROM ANY COIN-OP MACHINES				
ALL OTHER		14		
TOTAL	14	14	\$0.00	\$0.00
MOTOR VEHICLE THEFTS				
MOTOR VEHICLE THEFTS				
MOTOR VEHICLES RECOVERED				
STOLEN & REC'D LOCALLY				
STOLEN LOC & REC'D OTHER				
STOLEN OTHER & RECD LOCAL				
TOTAL	0	0	\$0.00	\$0.00
GRAND TOTAL	27		\$0.00	

AGENCY: Bethel PD

Months of 1/91 to 12/91

PROPERTY STOLEN/RECOVERED BY TYPE

TYPE OF PROPERTY	VALUE OF PROPERTY STOLEN	VALUE OF PROPERTY RECOVERED
CURRENCY, NOTES, ETC.		
JEWELRY & PRECIOUS METALS		
CLOTHING AND FURS		
LOCALLY STOLEN MOTOR VEH.		
OFFICE EQUIPMENT		
TV, RADIOS, CAMERAS, ETC.		
FIREARMS		
HOUSEHOLD GOODS		
CONSUMABLE GOODS		
LIVESTOCK		
MISCELLANEOUS		
GRAND TOTAL	\$0.00	\$0.00

AGE, SEX AND RACE OF PERSON ARRESTED

18 YEARS OF AGE AND OVER

OFFENSE	CLASS	SEX	A G E																	R A C E			
			18	19	20	21	22	23	24	25	30	35	40	45	50	55	60	65	OV	TOTAL	WHT	BLK	IND
MURDER		M			1														1				
	01A	F																	0			1	
MANSLAUGHTER		M																	0				
	01B	F																	0				
RAPE		M																	0				
	02	F																	0				
ROBBERY		M						1		1		1							3				
	03	F																	0	1		2	
AGG. ASSAULT		M		3	2		1	2	3	4	4	4		6	3	1		1	34				
	04	F					2			4	3	2		1					12	7		39	
BURGLARY		M					1			2	1	1							5				
	05	F								1									1			6	
LARCENY		M		1		1		1	1	1	3		2	1		2		1	14				
	06	F																	0			14	
MV. THEFT		M																	0				
	07	F																	0				
OTH. ASSLTs.		M		4	7	1	4	5	5	51	34	29	8	9	3	1	2		163				
	08	F					1	1		9	16	5	1		1				34	25		170	2
ARSON		M																	0				
	09	F																	0				
FORGERY		M																	0				
	10	F																	0				
FRAUD		M																	0				
	11	F																	0				
EMBEZZLEMENT		M																	0				
	12	F																	0				
STOLEN PROPERTY		M																	0				
	13	F																	0				
VANDALISM		M			1				1	4	1	1							8				
	14	F																	0			8	
WEAPONS		M		1	1					1	1								4				
	15	F								1									1	1		4	
PROSTITUTION		M																	0				
	16	F																	0				
SEX OFFENSES		M			1	1		1	1	4		2	2	1	2				15				
	17	F																	0	1		14	
SALE/MANUFACTURE OF DRUGS																			0				
																			0				
NARCOTICS		M									1								1				
	18A	F								2									2	3			
MARIJUANA		M																	0				
	18B	F																	0				

AGE, SEX AND RACE OF PERSON ARRESTED

18 YEARS OF AGE AND OVER

OFFENSE	CLASS	SEX	A G E																	R A C E			
			18	19	20	21	22	23	24	25	30	35	40	45	50	55	60	65	TOTAL	WHT	BLK	IND	ASN
SYNTHETIC NARCOTICS	M																		0				
18C	F																		0				
OTHER NON-NARCOTIC	M																		0				
18D	F																		0				
POSSESSION OF DRUGS																			0				
																			0				
NARCOTICS	M														1				1				
18E	F												1	1					2	2		1	
MARIJUANA	M		1	2	5	3		2		10	10	7	2	1					43				
18F	F				1				1	1	2	1							6	3		46	
SYNTHETIC NARCOTICS	M																		0				
18G	F																		0				
OTHER NON-NARCOTIC	M																		0				
18H	F																		0				
DRUG ABUSE GRAND TOTAL	M																		0				
	F																		0				
GAMBLING																			0				
																			0				
BOOKMAKING	M																		0				
19A	F																		0				
NUMBERS	M																		0				
19B	F																		0				
OTHER GAMBLING	M																		0				
19C	F																		0				
FAMILY/CHILD	M																		0				
20	F																		0				
DRIV. INFLC.	M				3		1	3	1	27	25	15	6	10	3		1		95				
21	F									8	2		1						11	17	1	87	1
LIQUOR	M		19	28	39			2		3	1								92				
22	F		18	16	12		1		1	1	3								52	6		138	
DISORDERLY	M			2	5	5	2	8	7	41	30	14	3	10	1	1	1	2	132				
24	F		1	2		2	3	2	1	7	11	5	2	1	2	3			42	8	1	165	
ALL OTHER	M			3	6	4	6	3	3	31	28	19	7	7	3	3	2	3	128				
26	F		1						2	6	1	2	2			1			15	3		139	1
			20	44	71	15	15	28	22	180	139	93	30	46	15	8	6	7	739				
			20	18	13	2	7	3	5	40	38	16	7	2	3	4			178	77	2	834	4
GRAND TOTAL			40	62	84	17	22	31	27	220	177	109	37	48	18	12	6	7	917	77	2	834	4

AGENCY: Bethel PD

MONTHS OF: 1/91 to 12/91

AGE, SEX AND RACE OF PERSONS ARRESTED

UNDER 18 YEARS OF AGE

OFFENSE	CLASS	SEX	***** AGE *****					***** RACE *****			
			12/ UNDER	13 14	15	16	17	TOTAL UNDER 18	WHITE	BLACK	IND ASIAN
MURDER	01A	M F						0 0			
MANSLAUGHTER	01B	M F						0 0			
RAPE	02	M F						0 0			
ROBBERY	03	M F					1	1 0			1
AGG. ASSAULT	04	M F					1	1 0			1
BURGLARY	05	M F					2	2 0			2
LARCENY	06	M F						0 0			
MV. THEFT	07	M F						0 0			
OTH. ASSLTs.	08	M F						0 0			
ARSON	09	M F						0 0			
FORGERY	10	M F						0 0			
FRAUD	11	M F						0 0			
EMBEZZLEMENT	12	M F						0 0			
STOLEN PROPERTY	13	M F						0 0			
VANDALISM	14	M F						0 0			
WEAPONS	15	M F						0 0			
PROSTITUTION	16	M F						0 0			
SEX OFFENSES	17	M F						0 0			
SALE/MANUFACTURE OF DRUGS								0 0			
NARCOTICS	18A	M F						0 0			
MARIJUANA	18B	M F						0 0			
SYNTHETIC NARCOTICS	18C	M F						0 0			

AGENCY: Bethel PD

MONTHS OF: 1/91 to 12/91

AGE, SEX AND RACE OF PERSONS ARRESTED

UNDER 18 YEARS OF AGE

OFFENSE	CLASS	SEX	***** AGE *****					***** RACE *****			
			12/ UNDER	13 14	15	16	17	TOTAL UNDER 18	WHITE	BLACK	IND ASIAN
OTHER NON-NARCOTIC	18D	M						0			
		F						0			
POSSESSION OF DRUGS								0			
								0			
NARCOTICS	18E	M						0			
		F						0			
MARIJUANA	18F	M						0			
		F						0			
SYNTHETIC NARCOTICS	18G	M						0			
		F						0			
OTHER NON-NARCOTIC	18H	M						0			
		F						0			
DRUG ABUSE GRAND TOTAL		M						0			
		F						0			
GAMBLING								0			
								0			
BOOKMAKING	19A	M						0			
		F						0			
NUMBERS	19B	M						0			
		F						0			
OTHER GAMBLING	19C	M						0			
		F						0			
FAMILY/CHILD	20	M						0			
		F						0			
DRIV. INFLC.	21	M						0			
		F						0			
LIQUOR	22	M						0			
		F						0			
DISORDERLY	24	M						0			
		F						0			
CURFEW	28	M						0			
		F						0			
RUN-AWAYS	29	M						0			
		F						0			
ALL OTHER	26	M					1	1			
		F						0			1
		M					5	5			
		F						0			5
GRAND TOTAL			0	0	0	0	5	5			5

AGENCY: Bethel PD

YEAR ENDING 1991

LAW ENFORCEMENT OFFICERS KILLED OR ASSAULTED

TYPE OF ACTIVITY	TOTAL		KNIFE	OTHER	HANDS	TWO	ONE MAN	DETECT OR		OTHER	POLICE		
	ASSLTs		OTHER	DANGER	FIST	MAN	VEHICLE	SPECIAL	ASSIGN	OTHER	ASSAULTS		
	WEAPON	FIREARM	INSTR	WEAPON	FEET	VEH	ALONE	ASSIST	ALONE	ASSIST	ALONE	ASSIST	CLEARED
	(A)	(B)	(C)	(D)	(E)	(F)	(G)	(H)	(I)	(J)	(K)	(L)	(M)
RESPOND TO DISTURB CALL	5		1		4	4		1					5
BURGLARIES IN PROGRESS													
ROBBERIES IN PROGRESS													
ATTEMPTING OTHER ARREST	1				1		1						1
CIVIL DISORDER													
HANDLING/TRANS PRISONER													
INVEST SUSP. PERSON/CIR	3				3	2	1						3
AMBUSH - NO WARNING													
MENTALLY DERANGED													
TRAFFIC PURSUITS/STOPS	2				2	2							2
OTHER	1				1		1						1
TOTAL	12		1		11	8	3	1					12
NUMBER W/ PERSONAL INJU													
NUMBER W/O PERSONAL INJ	12		1		11								
TIME OF ASSAULTS	12 AM	2 AM	4 AM	6 AM	8 AM	10 AM	NOON	2 PM	4 PM	6 PM	8 PM	10 PM	UNKNOWN
	3		1		1		1	1	1	1	3		

OFFICERS KILLED BY FELONIOUS ACTS: 0
 OFFICERS KILLED BY ACCIDENT OR NEGLIGENCE: 0

 TOTAL OFFICERS KILLED: 0

AGENCY: Bristol Bay PD

MONTHS OF 1/91 to 12/91

OFFENSES KNOWN TO POLICE

CLASSIFICATION OF OFFENSES	OFFENSES REPORTED OR KNOWN	UNFOUNDED FALSE OR BASELESS	NUMBER OF ACTUAL OFFENSES	** OFFENSES CLEARED ** BY ARREST OR EXCEPTION JUVENILES TOTAL ONLY	
				TOTAL	ONLY
CRIMINAL HOMICIDE					
MURDER & NONNEG MANSL					
MANSL BY NEGLIGENCE					
TOTAL	0	0	0	0	0
FORCIBLE RAPE					
RAPE BY FORCE					
ATTEMPTD FORCABLE RAPE					
TOTAL	0	0	0	0	0
ROBBERY					
FIREARM					
KNIFE/CUTTING INSTRMT					
OTHR DANGEROUS WEAPON					
STRONG-ARM (HANDS, FISTS)					
TOTAL	0	0	0	0	0
ASSAULT					
FIREARM	8		8	7	
KNIFE OR CUTTING INSTR.	1		1	1	
OTHER DANGEROUS WEAPON	1		1	1	
HANDS, FIST, FEET, AGGRAVTD	14		14	14	
OTHER ASSAULTS - SIMPLE	12		12	9	1
TOTAL	36	0	36	32	1
BURGLARY					
FORCIBLE ENTRY	10		10	8	2
UNLAWFUL ENTRY - NO FORCE	16	1	15	4	
ATTEMPTED FORCIBLE ENTRY	3		3	3	
TOTAL	29	1	28	15	2
LARCENY					
THEFT(EX MOTOR VEHICLES)	26		26	9	3
TOTAL	26	0	26	9	3
MOTOR VEHICLE THEFT					
AUTOS	4		4	2	1
TRUCKS AND BUSES	4		4	1	
OTHER VEHICLES	5		5	2	
TOTAL	13	0	13	5	1
GRAND TOTAL	104	1	103	61	7

PROPERTY STOLEN BY CLASSIFICATION

CLASSIFICATION OF OFFENSES	NUMBER OF ACTUAL OFFENSES		VALUE OF PROPERTY STOLEN	
MURDER/MANSLAUGHTER				
MURDER/NONNEG MANSLAUGHTER				
TOTAL	0	0	\$0.00	\$0.00
RAPE				
FORCIBLE RAPE				
TOTAL	0	0	\$0.00	\$0.00
ROBBERY				
HIGHWAY (STRT, ALLEYS, ETC)				
COMMERCIAL HOUSE				
GAS OR SERVICE STATION				
CHAIN STORE				
RESIDENCE				
BANK				
MISCELLANEOUS				
TOTAL	0	0	\$0.00	\$0.00
BURGLARY				
RESIDENCE (DWELLING)				
NIGHT (6PM - 6AM)	4		\$830.00	
DAY (6AM - 6PM)	1		\$1,000.00	
UNKNOWN	7		\$6,408.00	
NON-RESIDENCE (STORE ETC)				
NIGHT (6PM - 6AM)	2		\$900.00	
DAY (6AM - 6PM)	8		\$3,706.00	
UNKNOWN	6		\$1,303.00	
TOTAL	28	0	\$14,147.00	\$0.00
LARCENIES BY VALUE (EX MV)				
\$200 AND OVER	16		\$27,229.00	
\$50 TO \$200	5		\$534.00	
UNDER \$50	5		\$68.00	
LARCENIES BY TYPE				
POCKET - PICKING		2		\$123.00
PURSE - SNATCHING				
SHOPLIFTING		2		\$1,200.00
FROM MOTOR VEHICLES		4		\$1,759.00
MOTOR VEH. PARTS & ACC.		1		\$350.00
BICYCLES				
FROM BUILDINGS (EX C & H)		3		\$6,025.00
FROM ANY COIN-OP MACHINES				
ALL OTHER		14		\$18,374.00
TOTAL	26	26	\$27,831.00	\$27,831.00
MOTOR VEHICLE THEFTS				
MOTOR VEHICLE THEFTS	13		\$29,500.00	
MOTOR VEHICLES RECOVERED				
STOLEN & REC'D LOCALLY		4		
STOLEN LOC & REC'D OTHER				
STOLEN OTHER & RECD LOCAL				
TOTAL	13	4	\$29,500.00	\$0.00
GRAND TOTAL	67		\$71,478.00	

AGENCY: Bristol Bay PD

Months of 1/91 to 12/91

PROPERTY STOLEN/RECOVERED BY TYPE

TYPE OF PROPERTY	VALUE OF PROPERTY STOLEN	VALUE OF PROPERTY RECOVERED
CURRENCY, NOTES, ETC.	\$1,827.00	\$117.00
JEWELRY & PRECIOUS METALS	\$1,800.00	
CLOTHING AND FURS		
LOCALLY STOLEN MOTOR VEH.	\$30,500.00	\$27,500.00
OFFICE EQUIPMENT		
TV, RADIOS, CAMERAS, ETC.	\$1,980.00	\$1,000.00
FIREARMS	\$4,470.00	\$2,050.00
HOUSEHOLD GOODS	\$5,000.00	
CONSUMABLE GOODS	\$597.00	
LIVESTOCK		
MISCELLANEOUS	\$25,304.00	\$13,720.00
GRAND TOTAL	\$71,478.00	\$44,387.00

AGE, SEX AND RACE OF PERSON ARRESTED

18 YEARS OF AGE AND OVER

OFFENSE	CLASS	SEX	A G E																	R A C E			
			18	19	20	21	22	23	24	25	30	35	40	45	50	55	60	65	TOTAL	WHT	BLK	IND	ASN
MURDER		M																	0				
	01A	F																	0				
MANSLAUGHTER		M																	0				
	01B	F																	0				
RAPE		M																	0				
	02	F																	0				
ROBBERY		M																	0				
	03	F																	0				
AGG. ASSAULT		M					1	1		3	2		2						9				
	04	F																	0	8			1
BURGLARY		M			1				2										3				
	05	F																	0			3	
LARCENY		M								3				1					4				
	06	F																	0	2	1	1	
MV. THEFT		M																	0				
	07	F																	0				
OTH. ASSLT.		M								2	2		1	1					6				
	08	F																	0	2		4	
ARSON		M																	0				
	09	F																	0				
FORGERY		M																	0				
	10	F																	0				
FRAUD		M																	0				
	11	F																	0				
EMBEZZLEMENT		M																	0				
	12	F																	0				
STOLEN PROPERTY		M																	0				
	13	F																	0				
VANDALISM		M			2				1	4	1								8				
	14	F	1																1	6		2	1
WEAPONS		M																	0				
	15	F																	0				
PROSTITUTION		M																	0				
	16	F																	0				
SEX OFFENSES		M										1					10		11				
	17	F							1										1	7		5	
SALE/MANUFACTURE OF DRUGS																			0				
																			0				
NARCOTICS		M																	0				
	18A	F																	0				
MARIJUANA		M			1					1									2				
	18B	F																	0	2			

AGE, SEX AND RACE OF PERSON ARRESTED

18 YEARS OF AGE AND OVER

OFFENSE	CLASS	SEX	A G E																	R A C E			
			18	19	20	21	22	23	24	25	30	35	40	45	50	55	60	65	TOTAL	WHT	BLK	IND	ASN
SYNTHETIC NARCOTICS	M																		0				
18C	F																		0				
OTHER NON-NARCOTIC	M																		0				
18D	F																		0				
POSSESSION OF DRUGS																			0				
																			0				
NARCOTICS	M																		0				
18E	F																		0				
MARIJUANA	M				1					1	1								3				
18F	F																		0	3			
SYNTHETIC NARCOTICS	M																		0				
18G	F																		0				
OTHER NON-NARCOTIC	M																		0				
18H	F																		0				
DRUG ABUSE GRAND TOTAL	M																		0				
	F																		0				
GAMBLING																			0				
																			0				
BOOKMAKING	M																		0				
19A	F																		0				
NUMBERS	M																		0				
19B	F																		0				
OTHER GAMBLING	M																		0				
19C	F																		0				
FAMILY/CHILD	M																		0				
20	F																		0				
DRIV. INFLC.	M								1	1	4		4	1		1			12				
21	F																		0	6		6	
LIQUOR	M		1		2														3				
22	F																		0	2		1	
DISORDERLY	M				1		1		1		2	1							6				
24	F																		0	5		1	
ALL OTHER	M		1		1					3	1		2	1					9				
26	F																		0	3		6	
			2		9		2	1	5	18	13	2	9	4		1	10		76				
			1						1										2	46	1	29	2
GRAND TOTAL			3	0	9	0	2	1	6	18	13	2	9	4	0	1	10	0	78	46	1	29	2

AGE, SEX AND RACE OF PERSONS ARRESTED

UNDER 18 YEARS OF AGE

			***** AGE *****					***** RACE *****				
OFFENSE	CLASS	SEX	12/ UNDER	13 14	15	16	17	TOTAL UNDER 18	WHITE	BLACK	IND	ASIAN
MURDER	01A	M						0				
		F						0				
MANSLAUGHTER	01B	M						0				
		F						0				
RAPE	02	M						0				
		F						0				
ROBBERY	03	M						0				
		F						0				
AGG. ASSAULT	04	M						0				
		F						0				
BURGLARY	05	M			6	4		10				
		F			2			2	4		8	
LARCENY	06	M			6	4		10				
		F			1			1	4		7	
MV. THEFT	07	M			3	1		4				
		F						0	2		2	
OTH. ASSLTs.	08	M						0				
		F		1				1			1	
ARSON	09	M						0				
		F						0				
FORGERY	10	M						0				
		F						0				
FRAUD	11	M						0				
		F						0				
EMBEZZLEMENT	12	M						0				
		F						0				
STOLEN PROPERTY	13	M						0				
		F						0				
VANDALISM	14	M			1	1		2				
		F			1			1	1		2	
WEAPONS	15	M						0				
		F						0				
PROSTITUTION	16	M						0				
		F						0				
SEX OFFENSES	17	M						0				
		F						0				
SALE/MANUFACTURE OF DRUGS								0				
								0				
NARCOTICS	18A	M						0				
		F						0				
MARIJUANA	18B	M						0				
		F						0				
SYNTHETIC NARCOTICS	18C	M						0				
		F						0				

AGE, SEX AND RACE OF PERSONS ARRESTED

UNDER 18 YEARS OF AGE

OFFENSE	CLASS	SEX	***** AGE *****					***** RACE *****				
			12/ UNDER	13 14	15	16	17	TOTAL UNDER 18	WHITE	BLACK	IND	ASIAN
OTHER NON-NARCOTIC	18D	M						0				
		F						0				
POSSESSION OF DRUGS								0				
								0				
NARCOTICS	18E	M						0				
		F						0				
MARIJUANA	18F	M						0				
		F						0				
SYNTHETIC NARCOTICS	18G	M						0				
		F						0				
OTHER NON-NARCOTIC	18H	M						0				
		F						0				
DRUG ABUSE GRAND TOTAL		M						0				
		F						0				
GAMBLING								0				
								0				
BOOKMAKING	19A	M						0				
		F						0				
NUMBERS	19B	M						0				
		F						0				
OTHER GAMBLING	19C	M						0				
		F						0				
FAMILY/CHILD	20	M						0				
		F						0				
DRIV. INFLC.	21	M						0				
		F				1		1	1			
LIQUOR	22	M						0				
		F						0				
DISORDERLY	24	M						0				
		F						0				
CURFEW	28	M						0				
		F						0				
RUN-AWAYS	29	M						0				
		F						0				
ALL OTHER	26	M			1			1				
		F		1				1			2	
		M			17	10		27				
		F		2	4	1		7	12		22	
GRAND TOTAL			0	2	21	11	0	34	12		22	

AGENCY: Bristol Bay PD

YEAR ENDING 1991

LAW ENFORCEMENT OFFICERS KILLED OR ASSAULTED

TYPE OF ACTIVITY	TOTAL		KNIFE	OTHER	HANDS	TWO	ONE MAN	DETECT OR		OTHER		POLICE	
	ASSLTS		OTHER	DANGER	FIST	MAN	VEHICLE	SPECIAL	ASSIGN	ALONE	ASSIST	ASSAULTS	
	WEAPON	FIREARM	INSTR	WEAPON	FEET	VEH	ALONE	ASSIST	ALONE	ASSIST	ALONE	ASSIST	CLEARED
	(A)	(B)	(C)	(D)	(E)	(F)	(G)	(H)	(I)	(J)	(K)	(L)	(M)
RESPOND TO DISTURB CALL													
BURGLARIES IN PROGRESS													
ROBBERIES IN PROGRESS													
ATTEMPTING OTHER ARREST													
CIVIL DISORDER													
HANDLING/TRANS PRISONER													
INVEST SUSP. PERSON/CIR	1	1									1		
AMBUSH - NO WARNING													
MENTALLY DERANGED													
TRAFFIC PURSUITS/STOPS	2				2		2						2
OTHER													
TOTAL	3	1			2		2				1		2
NUMBER W/ PERSONAL INJU													
NUMBER W/O PERSONAL INJ	3	1			2								
TIME OF ASSAULTS	12 AM	2 AM	4 AM	6 AM	8 AM	10 AM	NOON	2 PM	4 PM	6 PM	8 PM	10 PM	UNKNOWN
	3												

OFFICERS KILLED BY FELONIOUS ACTS: 0
 OFFICERS KILLED BY ACCIDENT OR NEGLIGENCE: 0

 TOTAL OFFICERS KILLED: 0

AGENCY: Cordova PD

MONTHS OF 1/91 to 12/91

OFFENSES KNOWN TO POLICE

CLASSIFICATION OF OFFENSES	OFFENSES REPORTED OR KNOWN	UNFOUNDED FALSE OR BASELESS	NUMBER OF ACTUAL OFFENSES	** OFFENSES CLEARED ** BY ARREST OR EXCEPTION JUVENILES	
				TOTAL	ONLY
CRIMINAL HOMICIDE					
MURDER & NONNEG MANSL					
MANSL BY NEGLIGENCE					
TOTAL	0	0	0	0	0
FORCIBLE RAPE					
RAPE BY FORCE					
ATTEMPTD FORCABLE RAPE					
TOTAL	0	0	0	0	0
ROBBERY					
FIREARM					
KNIFE/CUTTING INSTRMT					
OTHR DANGEROUS WEAPON					
STRONG-ARM (HANDS,FISTS)					
TOTAL	0	0	0	0	0
ASSAULT					
FIREARM	2		2	2	
KNIFE OR CUTTING INSTR.	1		1	1	
OTHER DANGEROUS WEAPON	1		1	1	
HANDS,FIST,FEET, AGGRAVTD	19	1	18	18	1
OTHER ASSAULTS - SIMPLE	22		22	22	
TOTAL	45	1	44	44	1
BURGLARY					
FORCIBLE ENTRY	13	1	12	12	
UNLAWFUL ENTRY - NO FORCE	7	1	6	6	
ATTEMPTED FORCIBLE ENTRY	2		2	2	
TOTAL	22	2	20	20	0
LARCENY					
THEFT(EX MOTOR VEHICLES)	75		75	75	6
TOTAL	75	0	75	75	6
MOTOR VEHICLE THEFT					
AUTOS	5		5	5	1
TRUCKS AND BUSES	10	3	7	7	2
OTHER VEHICLES	3		3	3	
TOTAL	18	3	15	15	3
GRAND TOTAL	160	6	154	154	10

PROPERTY STOLEN BY CLASSIFICATION

CLASSIFICATION OF OFFENSES	NUMBER OF ACTUAL OFFENSES		VALUE OF PROPERTY STOLEN	
MURDER/MANSLAUGHTER				
MURDER/NONNEG MANSLAUGHTER				
TOTAL	0	0	\$0.00	\$0.00
RAPE				
FORCIBLE RAPE				
TOTAL	0	0	\$0.00	\$0.00
ROBBERY				
HIGHWAY (STRT, ALLEYS, ETC)				
COMMERCIAL HOUSE				
GAS OR SERVICE STATION				
CHAIN STORE				
RESIDENCE				
BANK				
MISCELLANEOUS				
TOTAL	0	0	\$0.00	\$0.00
BURGLARY				
RESIDENCE (DWELLING)				
NIGHT (6PM - 6AM)	3		\$850.00	
DAY (6AM - 6PM)	2		\$720.00	
UNKNOWN	5		\$3,665.00	
NON-RESIDENCE (STORE ETC)				
NIGHT (6PM - 6AM)	6		\$1,870.00	
DAY (6AM - 6PM)	1		\$95.00	
UNKNOWN	3		\$2,000.00	
TOTAL	20	0	\$9,200.00	\$0.00
LARCENIES BY VALUE (EX MV)				
\$200 AND OVER	41		\$35,772.00	
\$50 TO \$200	24		\$3,880.00	
UNDER \$50	10		\$122.00	
LARCENIES BY TYPE				
POCKET - PICKING		1		\$20.00
PURSE - SNATCHING		2		\$1,202.00
SHOPLIFTING		19		\$7,387.00
FROM MOTOR VEHICLES		4		\$543.00
MOTOR VEH. PARTS & ACC.		17		\$4,520.00
BICYCLES		12		\$8,082.00
FROM BUILDINGS (EX C & H)		20		\$18,020.00
FROM ANY COIN-OP MACHINES				
ALL OTHER				
TOTAL	75	75	\$39,774.00	\$39,774.00
MOTOR VEHICLE THEFTS				
MOTOR VEHICLE THEFTS	15		\$42,900.00	
MOTOR VEHICLES RECOVERED				
STOLEN & REC'D LOCALLY		13		
STOLEN LOC & REC'D OTHER				
STOLEN OTHER & RECD LOCAL				
TOTAL	15	13	\$42,900.00	\$0.00
GRAND TOTAL	110		\$91,874.00	

AGENCY: Cordova PD

Months of 1/91 to 12/91

PROPERTY STOLEN/RECOVERED BY TYPE

TYPE OF PROPERTY	VALUE OF PROPERTY STOLEN	VALUE OF PROPERTY RECOVERED
CURRENCY, NOTES, ETC.	\$2,080.00	\$20.00
JEWELRY & PRECIOUS METALS	\$1,610.00	\$1,200.00
CLOTHING AND FURS	\$510.00	\$100.00
LOCALLY STOLEN MOTOR VEH.	\$41,900.00	\$38,800.00
OFFICE EQUIPMENT	\$2,980.00	
TV, RADIOS, CAMERAS, ETC.	\$9,390.00	\$5,250.00
FIREARMS	\$4,085.00	\$140.00
HOUSEHOLD GOODS	\$2,930.00	\$200.00
CONSUMABLE GOODS	\$675.00	
LIVESTOCK		
MISCELLANEOUS	\$25,714.00	\$5,722.00
GRAND TOTAL	\$91,874.00	\$51,432.00

AGE, SEX AND RACE OF PERSON ARRESTED

18 YEARS OF AGE AND OVER

OFFENSE	CLASS	SEX	A G E																	R A C E			
			18	19	20	21	22	23	24	25 29	30 34	35 39	40 44	45 49	50 54	55 59	60 64	65 OV	TOTAL	WHT	BLK	IND	ASN
MURDER		M																	0				
	01A	F																	0				
MANSLAUGHTER		M																	0				
	01B	F																	0				
RAPE		M																	0				
	02	F																	0				
ROBBERY		M																	0				
	03	F																	0				
AGG. ASSAULT		M								2	4	1			1				8				
	04	F			2												1		3	9		1	1
BURGLARY		M		1						1									2				
	05	F																	0	2			
LARCENY		M								1									1				
	06	F																	0	1			
MV. THEFT		M																	0				
	07	F																	0				
OTH. ASSLTs.		M	1			2			2		3		3		1			1	13				
	08	F			1														1	7		6	1
ARSON		M																	0				
	09	F																	0				
FORGERY		M																	0				
	10	F																	0				
FRAUD		M																	0				
	11	F																	0				
EMBEZZLEMENT		M																	0				
	12	F																	0				
STOLEN PROPERTY		M																	0				
	13	F																	0				
VANDALISM		M								2	1	1							4				
	14	F																	0	3		1	
WEAPONS		M																	0				
	15	F																	0				
PROSTITUTION		M																	0				
	16	F																	0				
SEX OFFENSES		M											1						1				
	17	F																	0	1			
SALE/MANUFACTURE OF DRUGS																			0				
																			0				
NARCOTICS		M																	0				
	18A	F																	0				
MARIJUANA		M		1															1				
	18B	F																	0			1	

AGE, SEX AND RACE OF PERSON ARRESTED

18 YEARS OF AGE AND OVER

OFFENSE	CLASS	SEX	A G E																R A C E				
			18	19	20	21	22	23	24	25	30	35	40	45	50	55	60	65	TOTAL	WHT	BLK	IND	ASN
SYNTHETIC NARCOTICS		M																	0				
18C		F																	0				
OTHER NON-NARCOTIC		M																	0				
18D		F																	0				
POSSESSION OF DRUGS																			0				
																			0				
NARCOTICS		M																	0				
18E		F																	0				
MARIJUANA		M																	0				
18F		F																	0				
SYNTHETIC NARCOTICS		M																	0				
18G		F																	0				
OTHER NON-NARCOTIC		M																	0				
18H		F																	0				
DRUG ABUSE GRAND TOTAL		M																	0				
		F																	0				
GAMBLING																			0				
																			0				
BOOKMAKING		M																	0				
19A		F																	0				
NUMBERS		M																	0				
19B		F																	0				
OTHER GAMBLING		M																	0				
19C		F																	0				
FAMILY/CHILD		M																	0				
20		F																	0				
DRIV. INFLC.		M			1	3				5	1	2				1	1		14				
21		F								1	1	2							4	14		3	1
LIQUOR		M	4	6	3						1								14				
22		F																	0	11		3	
DISORDERLY		M					1		1	1			1						4				
24		F																	0	3		1	
ALL OTHER		M			2	2			1	3	4	2	2	1			1		18				
26		F							1	1	1	1							3	16		4	1
			5	8	6	7	1		4	15	14	6	7	1	3	2		1	80				
					3				2	2	2	3						1	11	67		20	4
GRAND TOTAL			5	8	9	7	1	0	4	17	16	9	7	1	3	2	0	2	91	67		20	4

AGE, SEX AND RACE OF PERSONS ARRESTED

UNDER 18 YEARS OF AGE

OFFENSE	CLASS	SEX	***** AGE *****					***** RACE *****			
			12/ UNDER	13 14	15	16	17	TOTAL UNDER 18	WHITE	BLACK	IND ASIAN
MURDER	01A	M F						0 0			
MANSLAUGHTER	01B	M F						0 0			
RAPE	02	M F						0 0			
ROBBERY	03	M F						0 0			
AGG. ASSAULT	04	M F		1	1			0 2		2	
BURGLARY	05	M F						0 0			
LARCENY	06	M F	1	2	2		1	6 0		6	
MV. THEFT	07	M F		9				9 0		9	
OTH. ASSLTs.	08	M F						0 0			
ARSON	09	M F						0 0			
FORGERY	10	M F						0 0			
FRAUD	11	M F						0 0			
EMBEZZLEMENT	12	M F						0 0			
STOLEN PROPERTY	13	M F	1	1				2 0		2	
VANDALISM	14	M F		1				1 0		1	
WEAPONS	15	M F						0 0			
PROSTITUTION	16	M F						0 0			
SEX OFFENSES	17	M F						0 0			
SALE/MANUFACTURE OF DRUGS								0 0			
NARCOTICS	18A	M F						0 0			
MARIJUANA	18B	M F						0 0			
SYNTHETIC NARCOTICS	18C	M F						0 0			

AGE, SEX AND RACE OF PERSONS ARRESTED

UNDER 18 YEARS OF AGE

OFFENSE	CLASS	SEX	***** AGE *****						***** RACE *****			
			12/ UNDER	13 14	15	16	17	TOTAL UNDER 18	WHITE	BLACK	IND	ASIAN
OTHER NON-NARCOTIC	18D	M						0				
		F						0				
POSSESSION OF DRUGS								0				
								0				
NARCOTICS	18E	M						0				
		F						0				
MARIJUANA	18F	M						0				
		F						0				
SYNTHETIC NARCOTICS	18G	M						0				
		F						0				
OTHER NON-NARCOTIC	18H	M						0				
		F						0				
DRUG ABUSE GRAND TOTAL		M						0				
		F						0				
GAMBLING								0				
								0				
BOOKMAKING	19A	M						0				
		F						0				
NUMBERS	19B	M						0				
		F						0				
OTHER GAMBLING	19C	M						0				
		F						0				
FAMILY/CHILD	20	M						0				
		F						0				
DRIV. INFLC.	21	M		1				1				
		F						0	1			
LIQUOR	22	M		1	2	1	2	6				
		F			1			1	7			
DISORDERLY	24	M						0				
		F						0				
CURFEW	28	M		1		2		3				
		F		4		1		5	7		1	
RUN-AWAYS	29	M						0				
		F						0				
ALL OTHER	26	M		4				4				
		F						0	4			
		M	2	20	4	3	3	32				
		F	1	5	1	1		8	39		1	
GRAND TOTAL			3	25	5	4	3	40	39		1	

RETURN OF ARSON OFFENSES KNOWN TO LAW ENFORCEMENT

(1) PROPERTY CLASSIFICATION	(2) OFFENSES REPORTED OR KNOWN	(3) UNFOUNDED, FALSE OR BASELESS	(4) NUMBER OF ACTUAL OFFENSES	(5) CLEARED BY ARREST OR EXCEPTION	(6) CLEARANCES INVOLVING ONLY PERSONS < 18	(7) NORMALLY UNUSED STRUCTURES	(8) ESTIMATED VALUE OF DAMAGE
STRUCTURAL							
SINGLE OCCUP RESIDENT							
OTHER RESIDENTIAL	1		1	1		1	
STORAGE							
INDUSTRIAL/MANUFACTUR							
OTHER COMMERCIAL							
COMMUNITY/PUBLIC							
ALL OTHER STRUCTURES							
TOTAL:	1	0	1	1	0	1	\$0.00
MOBILE							
MOTOR VEHICLES							
OTHER MOBILE PROPERTY							
TOTAL:	0	0	0	0	0	0	\$0.00
OTHER							
OTHER							
TOTAL:	0	0	0	0	0	0	\$0.00
GRAND TOTAL	1	0	1	1	0	1	\$0.00

AGENCY: Craig PD

MONTHS OF 1/91 to 12/91

OFFENSES KNOWN TO POLICE

CLASSIFICATION OF OFFENSES	OFFENSES REPORTED OR KNOWN	UNFOUNDED FALSE OR BASELESS	NUMBER OF ACTUAL OFFENSES	** OFFENSES CLEARED **	
				BY ARREST OR TOTAL	EXCEPTION JUVENILES ONLY
CRIMINAL HOMICIDE					
MURDER & NONNEG MANSL					
MANSL BY NEGLIGENCE					
TOTAL	0	0	0	0	0
FORCIBLE RAPE					
RAPE BY FORCE					
ATTEMPTD FORCABLE RAPE					
TOTAL	0	0	0	0	0
ROBBERY					
FIREARM					
KNIFE/CUTTING INSTRMT					
OTHR DANGEROUS WEAPON					
STRONG-ARM (HANDS,FISTS)					
TOTAL	0	0	0	0	0
ASSAULT					
FIREARM					
KNIFE OR CUTTING INSTR.	2		2	2	
OTHER DANGEROUS WEAPON					
HANDS,FIST,FEET, AGGRAVTD					
OTHER ASSAULTS - SIMPLE	105	2	103	98	1
TOTAL	107	2	105	100	1
BURGLARY					
FORCIBLE ENTRY	9		9	10	
UNLAWFUL ENTRY - NO FORCE	4		4	4	
ATTEMPTED FORCIBLE ENTRY	1		1	1	
TOTAL	14	0	14	15	0
LARCENY					
THEFT(EX MOTOR VEHICLES)	87	1	86	82	12
TOTAL	87	1	86	82	12
MOTOR VEHICLE THEFT					
AUTOS	2		2		
TRUCKS AND BUSES					
OTHER VEHICLES					
TOTAL	2	0	2	0	0
GRAND TOTAL	210	3	207	197	13

PROPERTY STOLEN BY CLASSIFICATION

CLASSIFICATION OF OFFENSES	NUMBER OF ACTUAL OFFENSES		VALUE OF PROPERTY STOLEN	
MURDER/MANSLAUGHTER				
MURDER/NONNEG MANSLAUGHTER				
TOTAL	0	0	\$0.00	\$0.00
RAPE				
FORCIBLE RAPE				
TOTAL	0	0	\$0.00	\$0.00
ROBBERY				
HIGHWAY (STRT, ALLEYS, ETC)				
COMMERCIAL HOUSE				
GAS OR SERVICE STATION				
CHAIN STORE				
RESIDENCE				
BANK				
MISCELLANEOUS				
TOTAL	0	0	\$0.00	\$0.00
BURGLARY				
RESIDENCE (DWELLING)				
NIGHT (6PM - 6AM)	1			
DAY (6AM - 6PM)	6		\$150.00	
UNKNOWN				
NON-RESIDENCE (STORE ETC)				
NIGHT (6PM - 6AM)	1			
DAY (6AM - 6PM)	6		\$400.00	
UNKNOWN				
TOTAL	14	0	\$550.00	\$0.00
LARCENIES BY VALUE (EX MV)				
\$200 AND OVER	25		\$37,420.00	
\$50 TO \$200	21		\$2,584.00	
UNDER \$50	40		\$168.00	
LARCENIES BY TYPE				
POCKET - PICKING				
PURSE - SNATCHING		8		\$1.00
SHOPLIFTING		1		\$550.00
FROM MOTOR VEHICLES				
MOTOR VEH. PARTS & ACC.				
BICYCLES				
FROM BUILDINGS (EX C & H)				
FROM ANY COIN-OP MACHINES		77		\$39,621.00
ALL OTHER				
TOTAL	86	86	\$40,172.00	\$40,172.00
MOTOR VEHICLE THEFTS				
MOTOR VEHICLE THEFTS	2			
MOTOR VEHICLES RECOVERED				
STOLEN & REC'D LOCALLY				
STOLEN LOC & REC'D OTHER				
STOLEN OTHER & RECD LOCAL				
TOTAL	2	0	\$0.00	\$0.00
GRAND TOTAL	102		\$40,722.00	

AGENCY: Craig PD

Months of 1/91 to 12/91

PROPERTY STOLEN/RECOVERED BY TYPE

TYPE OF PROPERTY	VALUE OF PROPERTY STOLEN	VALUE OF PROPERTY RECOVERED
CURRENCY, NOTES, ETC.	\$15,577.00	\$2,760.00
JEWELRY & PRECIOUS METALS		
CLOTHING AND FURS		
LOCALLY STOLEN MOTOR VEH.	\$600.00	
OFFICE EQUIPMENT	\$1,000.00	
TV, RADIOS, CAMERAS, ETC.	\$600.00	
FIREARMS	\$1,500.00	\$1,500.00
HOUSEHOLD GOODS	\$90.00	
CONSUMABLE GOODS	\$69.00	\$10.00
LIVESTOCK	\$200.00	\$200.00
MISCELLANEOUS	\$21,086.00	\$12,962.00
GRAND TOTAL	\$40,722.00	\$17,432.00

AGE, SEX AND RACE OF PERSON ARRESTED

18 YEARS OF AGE AND OVER

OFFENSE	CLASS	SEX	A G E																	R A C E			
			18	19	20	21	22	23	24	25	30	35	40	45	50	55	60	65	TOTAL	WHT	BLK	IND	ASN
MURDER		M																	0				
	01A	F																	0				
MANSLAUGHTER		M																	0				
	01B	F																	0				
RAPE		M																	0				
	02	F																	0				
ROBBERY		M																	0				
	03	F																	0				
AGG. ASSAULT		M								1									1				
	04	F																	0			1	
BURGLARY		M																	0				
	05	F										1							1	1			
LARCENY		M					1			1	2	2	1						7				
	06	F										1	2						3	9		1	
MV. THEFT		M																	0				
	07	F																	0				
OTH. ASSLT.		M		1	4	1	5	2	1	20	15	8	6	2	2				67				
	08	F					1			2	6	2							11	53		25	
ARSON		M																	0				
	09	F																	0				
FORGERY		M																	0				
	10	F																	0				
FRAUD		M											3	1					4				
	11	F											1						1	4		1	
EMBEZZLEMENT		M																	0				
	12	F																	0				
STOLEN PROPERTY		M																	0				
	13	F																	0				
VANDALISM		M								2	2	1	1	1	1	1			9				
	14	F								1									1	6		4	
WEAPONS		M					1	1		3	1		1	1					8				
	15	F																	0	8			
PROSTITUTION		M																	0				
	16	F																	0				
SEX OFFENSES		M								1	1	1							3				
	17	F																	0	1	1	1	
SALE/MANUFACTURE OF DRUGS																			0				
																			0				
NARCOTICS		M																	0				
	18A	F																	0				
MARIJUANA		M																	0				
	18B	F																	0				

AGE, SEX AND RACE OF PERSON ARRESTED

18 YEARS OF AGE AND OVER

OFFENSE	CLASS	SEX	A G E																	R A C E			
			18	19	20	21	22	23	24	25 29	30 34	35 39	40 44	45 49	50 54	55 59	60 64	65 OV	TOTAL	WHI	BLK	IND	ASN
SYNTHETIC NARCOTICS	M																		0				
18C	F																		0				
OTHER NON-NARCOTIC	M																		0				
18D	F																		0				
POSSESSION OF DRUGS																			0				
																			0				
NARCOTICS	M																		0				
18E	F																		0				
MARIJUANA	M							1		8	1	2	1						13				
18F	F									1	1								2	10	1	4	
SYNTHETIC NARCOTICS	M																		0				
18G	F																		0				
OTHER NON-NARCOTIC	M																		0				
18H	F																		0				
DRUG ABUSE GRAND TOTAL	M																		0				
	F																		0				
GAMBLING																			0				
																			0				
BOOKMAKING	M																		0				
19A	F																		0				
NUMBERS	M																		0				
19B	F																		0				
OTHER GAMBLING	M																		0				
19C	F																		0				
FAMILY/CHILD	M					1	2												3				
20	F										1								1	2		2	
DRIV. INFLC.	M				1	2	1	2	1	9	5	5	3	1				1	31				
21	F									1	3	1	1	2					8	29		10	
LIQUOR	M		2	6	5	1	1			1	1								17				
22	F			2	3														5	16		6	
DISORDERLY	M			1	1	5	1	1		12	17	9	2			2			51				
24	F										2								2	31		22	
ALL OTHER	M			2	3	6	5	3	7	40	20	27	12	11	8				144				
26	F				1	1	1	1	2	1	2	3	5	1					17	113		48	
			2	10	14	16	17	10	9	98	65	55	30	17	11	3		1	358				
				2	3	1	2	1	2	6	15	8	9	3					52	283	2	125	
GRAND TOTAL			2	12	17	17	19	11	11	104	80	63	39	20	11	3	0	1	410	283	2	125	

AGE, SEX AND RACE OF PERSONS ARRESTED

UNDER 18 YEARS OF AGE

OFFENSE	CLASS	SEX	***** AGE *****					***** RACE *****			
			12/ UNDER	13 14	15	16	17	TOTAL UNDER 18	WHITE	BLACK	IND ASIAN
MURDER	01A	M						0			
		F						0			
MANSLAUGHTER	01B	M						0			
		F						0			
RAPE	02	M						0			
		F						0			
ROBBERY	03	M						0			
		F						0			
AGG. ASSAULT	04	M						0			
		F						0			
BURGLARY	05	M						0			
		F						0			
LARCENY	06	M	2	2	2	3		9			
		F		2		1		3	7		5
MV. THEFT	07	M						0			
		F						0			
OTH. ASSLTs.	08	M		1				1			
		F						0	1		
ARSON	09	M						0			
		F						0			
FORGERY	10	M						0			
		F						0			
FRAUD	11	M						0			
		F						0			
EMBEZZLEMENT	12	M						0			
		F						0			
STOLEN PROPERTY	13	M						0			
		F						0			
VANDALISM	14	M	1	4		1	1	7			
		F						0	6		1
WEAPONS	15	M						0			
		F						0			
PROSTITUTION	16	M						0			
		F						0			
SEX OFFENSES	17	M				1		1			
		F						0			1
SALE/MANUFACTURE OF DRUGS								0			
								0			
NARCOTICS	18A	M						0			
		F						0			
MARIJUANA	18B	M						0			
		F						0			
SYNTHETIC NARCOTICS	18C	M						0			
		F						0			

AGE, SEX AND RACE OF PERSONS ARRESTED

UNDER 18 YEARS OF AGE

OFFENSE	CLASS	SEX	***** AGE *****					***** RACE *****				
			12/ UNDER	13 14	15	16	17	TOTAL UNDER 18	WHITE	BLACK	IND	ASIAN
OTHER NON-NARCOTIC	18D	M						0				
		F						0				
POSSESSION OF DRUGS								0				
								0				
NARCOTICS	18E	M						0				
		F						0				
MARIJUANA	18F	M						0				
		F						0				
SYNTHETIC NARCOTICS	18G	M						0				
		F						0				
OTHER NON-NARCOTIC	18H	M						0				
		F						0				
DRUG ABUSE GRAND TOTAL		M						0				
		F						0				
GAMBLING								0				
								0				
BOOKMAKING	19A	M						0				
		F						0				
NUMBERS	19B	M						0				
		F						0				
OTHER GAMBLING	19C	M						0				
		F						0				
FAMILY/CHILD	20	M						0				
		F						0				
DRIV. INFLC.	21	M						0				
		F						0				
LIQUOR	22	M			1		1	2				
		F						0	2			
DISORDERLY	24	M				1		1				
		F						0			1	
CURFEW	28	M						0				
		F						0				
RUN-AWAYS	29	M						0				
		F						0				
ALL OTHER	26	M		1		1		2				
		F						0	2			
		M	3	8	3	7	2	23				
		F		2		1		3	18		8	
GRAND TOTAL			3	10	3	8	2	26	18		8	

RETURN OF ARSON OFFENSES KNOWN TO LAW ENFORCEMENT

(1) PROPERTY CLASSIFICATION	(2) OFFENSES REPORTED OR KNOWN	(3) UNFOUNDED, FALSE OR BASELESS	(4) NUMBER OF ACTUAL OFFENSES	(5) CLEARED BY ARREST OR EXCEPTION	(6) CLEARANCES INVOLVING ONLY PERSONS < 18	(7) NORMALLY UNUSED STRUCTURES	(8) ESTIMATED VALUE OF DAMAGE
<hr/>							
STRUCTURAL							
SINGLE OCCUP RESIDENT	1		1			1	
OTHER RESIDENTIAL							
STORAGE							
INDUSTRIAL/MANUFACTUR							
OTHER COMMERCIAL							
COMMUNITY/PUBLIC							
ALL OTHER STRUCTURES							
TOTAL:	1	0	1	0	0	1	\$0.00
<hr/>							
MOBILE							
MOTOR VEHICLES							
OTHER MOBILE PROPERTY							
TOTAL:	0	0	0	0	0	0	\$0.00
<hr/>							
OTHER							
OTHER							
TOTAL:	0	0	0	0	0	0	\$0.00
<hr/>							
GRAND TOTAL	1	0	1	0	0	1	\$0.00

AGENCY: Fairbanks Airport Police

MONTHS OF 1/91 to 12/91

OFFENSES KNOWN TO POLICE

CLASSIFICATION OF OFFENSES	OFFENSES REPORTED OR KNOWN	UNFOUNDED FALSE OR BASELESS	NUMBER OF ACTUAL OFFENSES	** OFFENSES CLEARED **	
				BY ARREST OR TOTAL	EXCEPTION JUVENILES ONLY
CRIMINAL HOMICIDE					
MURDER & NONNEG MANSL					
MANSL BY NEGLIGENCE					
TOTAL	0	0	0	0	0
FORCIBLE RAPE					
RAPE BY FORCE					
ATTEMPTD FORCABLE RAPE					
TOTAL	0	0	0	0	0
ROBBERY					
FIREARM					
KNIFE/CUTTING INSTRMT					
OTHR DANGEROUS WEAPON					
STRONG-ARM (HANDS,FISTS)					
TOTAL	0	0	0	0	0
ASSAULT					
FIREARM					
KNIFE OR CUTTING INSTR.					
OTHER DANGEROUS WEAPON					
HANDS,FIST,FEET, AGGRAVTD					
OTHER ASSAULTS - SIMPLE					
TOTAL	0	0	0	0	0
BURGLARY					
FORCIBLE ENTRY					
UNLAWFUL ENTRY - NO FORCE					
ATTEMPTED FORCIBLE ENTRY					
TOTAL	0	0	0	0	0
LARCENY					
THEFT(EX MOTOR VEHICLES)	13		13		
TOTAL	13	0	13	0	0
MOTOR VEHICLE THEFT					
AUTOS					
TRUCKS AND BUSES					
OTHER VEHICLES					
TOTAL	0	0	0	0	0
GRAND TOTAL	13	0	13	0	0

PROPERTY STOLEN BY CLASSIFICATION

CLASSIFICATION OF OFFENSES	NUMBER OF ACTUAL OFFENSES		VALUE OF PROPERTY STOLEN	
MURDER/MANSLAUGHTER				
MURDER/NO NEG MANSLAUGHTER				
	TOTAL	0	0	\$0.00
RAPE				
FORCIBLE RAPE				
	TOTAL	0	0	\$0.00
ROBBERY				
HIGHWAY (STRT, ALLEYS, ETC)				
COMMERCIAL HOUSE				
GAS OR SERVICE STATION				
CHAIN STORE				
RESIDENCE				
BANK				
MISCELLANEOUS				
	TOTAL	0	0	\$0.00
BURGLARY				
RESIDENCE (DWELLING)				
NIGHT (6PM - 6AM)				
DAY (6AM - 6PM)				
UNKNOWN				
NON-RESIDENCE (STORE ETC)				
NIGHT (6PM - 6AM)				
DAY (6AM - 6PM)				
UNKNOWN				
	TOTAL	0	0	\$0.00
LARCENIES BY VALUE (EX MV)				
\$200 AND OVER		1		\$490.00
\$50 TO \$200				
UNDER \$50		12		
LARCENIES BY TYPE				
POCKET - PICKING				
PURSE - SNATCHING				
SHOPLIFTING				
FROM MOTOR VEHICLES			7	
MOTOR VEH. PARTS & ACC.				
BICYCLES				
FROM BUILDINGS (EX C & H)			5	
FROM ANY COIN-OP MACHINES				
ALL OTHER			1	\$490.00
	TOTAL	13	13	\$490.00
MOTOR VEHICLE THEFTS				
MOTOR VEHICLE THEFTS				
MOTOR VEHICLES RECOVERED				
STOLEN & REC'D LOCALLY				
STOLEN LOC & REC'D OTHER				
STOLEN OTHER & RECD LOCAL				
	TOTAL	0	0	\$0.00
GRAND TOTAL		13		\$490.00

AGENCY: Fairbanks Airport Police

Months of 1/91 to 12/91

PROPERTY STOLEN/RECOVERED BY TYPE

TYPE OF PROPERTY -----	VALUE OF PROPERTY STOLEN -----	VALUE OF PROPERTY RECOVERED -----
CURRENCY, NOTES, ETC.		
JEWELRY & PRECIOUS METALS		
CLOTHING AND FURS		
LOCALLY STOLEN MOTOR VEH.		
OFFICE EQUIPMENT		
TV, RADIOS, CAMERAS, ETC.		
FIREARMS		
HOUSEHOLD GOODS		
CONSUMABLE GOODS		
LIVESTOCK		
MISCELLANEOUS	\$490.00	

GRAND TOTAL	\$490.00	\$0.00

AGE, SEX AND RACE OF PERSON ARRESTED

18 YEARS OF AGE AND OVER

OFFENSE	CLASS	SEX	A G E																R A C E				
			18	19	20	21	22	23	24	25	30	35	40	45	50	55	60	65	OV	TOTAL	WHT	BLK	IND
MURDER		M																	0				
	01A	F																	0				
MANSLAUGHTER		M																	0				
	01B	F																	0				
RAPE		M																	0				
	02	F																	0				
ROBBERY		M																	0				
	03	F																	0				
AGG. ASSAULT		M																	0				
	04	F																	0				
BURGLARY		M																	0				
	05	F																	0				
LARCENY		M																	0				
	06	F																	0				
MV. THEFT		M																	0				
	07	F																	0				
OTH. ASSLTs.		M																	0				
	08	F																	0				
ARSON		M																	0				
	09	F																	0				
FORGERY		M																	0				
	10	F																	0				
FRAUD		M																	0				
	11	F																	0				
EMBEZZLEMENT		M																	0				
	12	F																	0				
STOLEN PROPERTY		M																	0				
	13	F																	0				
VANDALISM		M																	0				
	14	F																	0				
WEAPONS		M					1												1				
	15	F							1										1	2			
PROSTITUTION		M																	0				
	16	F																	0				
SEX OFFENSES		M																	0				
	17	F																	0				
SALE/MANUFACTURE OF DRUGS																			0				
																			0				
NARCOTICS		M																	0				
	18A	F																	0				
MARIJUANA		M																	0				
	18B	F																	0				

AGE, SEX AND RACE OF PERSON ARRESTED

18 YEARS OF AGE AND OVER

OFFENSE	CLASS	SEX	A G E																	R A C E			
			18	19	20	21	22	23	24	25	30	35	40	45	50	55	60	65	OV	TOTAL	WHT	BLK	IND
SYNTHETIC NARCOTICS		M																	0				
	18C	F																	0				
OTHER NON-NARCOTIC		M																	0				
	18D	F																	0				
POSSESSION OF DRUGS																			0				
																			0				
NARCOTICS		M																	0				
	18E	F																	0				
MARIJUANA		M																	0				
	18F	F																	0				
SYNTHETIC NARCOTICS		M																	0				
	18G	F																	0				
OTHER NON-NARCOTIC		M																	0				
	18H	F																	0				
DRUG ABUSE GRAND TOTAL		M																	0				
		F																	0				
GAMBLING																			0				
																			0				
BOOKMAKING		M																	0				
	19A	F																	0				
NUMBERS		M																	0				
	19B	F																	0				
OTHER GAMBLING		M																	0				
	19C	F																	0				
FAMILY/CHILD		M																	0				
	20	F																	0				
DRIV. INFLC		M				4	1	2		1	2	5	1	4	2				22				
	21	F					1			1	2								4	20	1	5	
LIQUOR		M			1	2													3				
	22	F		1															1	3		1	
DISORDERLY		M																	0				
	24	F																	0				
ALL OTHER		M	1	1		6					1	1	1		3				14				
	26	F					1												1	12		3	
			1	1	1	12	2	2		1	3	6	2	4	5				40				
				1			2			2	2								7	37	1	9	
GRAND TOTAL			1	2	1	12	4	2	0	3	5	6	2	4	5	0	0	0	47	37	1	9	

AGE, SEX AND RACE OF PERSONS ARRESTED

UNDER 18 YEARS OF AGE

OFFENSE	CLASS	SEX	***** AGE *****					TOTAL UNDER 18	***** RACE *****			
			12/ UNDER	13 14	15	16	17		WHITE	BLACK	IND	ASIAN
MURDER	01A	M F						0 0				
MANSLAUGHTER	01B	M F						0 0				
RAPE	02	M F						0 0				
ROBBERY	03	M F						0 0				
AGG. ASSAULT	04	M F						0 0				
BURGLARY	05	M F						0 0				
LARCENY	06	M F						0 0				
MV. THEFT	07	M F						0 0				
OTH. ASSLTs.	08	M F						0 0				
ARSON	09	M F						0 0				
FORGERY	10	M F						0 0				
FRAUD	11	M F						0 0				
EMBEZZLEMENT	12	M F						0 0				
STOLEN PROPERTY	13	M F						0 0				
VANDALISM	14	M F						0 0				
WEAPONS	15	M F						0 0				
PROSTITUTION	16	M F						0 0				
SEX OFFENSES	17	M F						0 0				
SALE/MANUFACTURE OF DRUGS								0 0				
NARCOTICS	18A	M F						0 0				
MARIJUANA	18B	M F						0 0				
SYNTHETIC NARCOTICS	18C	M F						0 0				

AGE, SEX AND RACE OF PERSONS ARRESTED

UNDER 18 YEARS OF AGE

OFFENSE	CLASS	SEX	***** AGE *****						***** RACE *****			
			12/ UNDER	13 14	15	16	17	TOTAL UNDER 18	WHITE	BLACK	IND	ASIAN
OTHER NON-NARCOTIC	18D	M						0				
		F						0				
POSSESSION OF DRUGS								0				
								0				
NARCOTICS	18E	M						0				
		F						0				
MARIJUANA	18F	M						0				
		F						0				
SYNTHETIC NARCOTICS	18G	M						0				
		F						0				
OTHER NON-NARCOTIC	18H	M						0				
		F						0				
DRUG ABUSE GRAND TOTAL		M						0				
		F						0				
GAMBLING								0				
								0				
BOOKMAKING	19A	M						0				
		F						0				
NUMBERS	19B	M						0				
		F						0				
OTHER GAMBLING	19C	M						0				
		F						0				
FAMILY/CHILD	20	M						0				
		F						0				
DRIV. INFLC.	21	M						0				
		F						0				
LIQUOR	22	M						0				
		F						0				
DISORDERLY	24	M						0				
		F						0				
CURFEW	28	M						0				
		F						0				
RUN-AWAYS	29	M						0				
		F						0				
ALL OTHER	26	M					1	1				
		F						0	1			
		M					1	1				
		F						0	1			
GRAND TOTAL			0	0	0	0	1	1	1			

AGENCY: Fairbanks PD

MONTHS OF 1/91 to 12/91

OFFENSES KNOWN TO POLICE

CLASSIFICATION OF OFFENSES	OFFENSES REPORTED OR KNOWN	UNFOUNDED FALSE OR BASELESS	NUMBER OF ACTUAL OFFENSES	** OFFENSES CLEARED ** BY ARREST OR EXCEPTION JUVENILES TOTAL ONLY	
CRIMINAL HOMICIDE					
MURDER & NONNEG MANSL	1		1		
MANSL BY NEGLIGENCE					
TOTAL	1	0	1	0	0
FORCIBLE RAPE					
RAPE BY FORCE	40		40	7	
ATTEMPTD FORCABLE RAPE	8		8	2	
TOTAL	48	0	48	9	0
ROBBERY					
FIREARM	12		12	1	
KNIFE/CUTTING INSTRMT	4		4	2	1
OTHR DANGEROUS WEAPON	1		1		
STRONG-ARM (HANDS, FISTS)	24		24	2	
TOTAL	41	0	41	5	1
ASSAULT					
FIREARM	43		43	25	1
KNIFE OR CUTTING INSTR.	53		53	29	8
OTHER DANGEROUS WEAPON	31		31	8	1
HANDS, FIST, FEET, AGGRAVTD	49		49	37	2
OTHER ASSAULTS - SIMPLE	344		344	205	12
TOTAL	520	0	520	304	24
BURGLARY					
FORCIBLE ENTRY	221		221	22	6
UNLAWFUL ENTRY - NO FORCE	140		140	10	6
ATTEMPTED FORCIBLE ENTRY	37		37	4	3
TOTAL	398	0	398	36	15
LARCENY					
THEFT(EX MOTOR VEHICLES)	1886	6	1880	665	291
TOTAL	1886	6	1880	665	291
MOTOR VEHICLE THEFT					
AUTOS	186	14	172	22	13
TRUCKS AND BUSES	83	3	80	6	2
OTHER VEHICLES	50	1	49	2	2
TOTAL	319	18	301	30	17
GRAND TOTAL	3213	24	3189	1049	348

PROPERTY STOLEN BY CLASSIFICATION

CLASSIFICATION OF OFFENSES	NUMBER OF ACTUAL OFFENSES		VALUE OF PROPERTY STOLEN	
MURDER/MANSLAUGHTER	1			
MURDER/NONNEG MANSLAUGHTER				
TOTAL	1	0	\$0.00	\$0.00
RAPE	48			
FORCIBLE RAPE				
TOTAL	48	0	\$0.00	\$0.00
ROBBERY	30		\$5,240.00	
HIGHWAY (STRT, ALLEYS, ETC)	1			
COMMERCIAL HOUSE				
GAS OR SERVICE STATION	3		\$448.00	
CHAIN STORE	4		\$1,440.00	
RESIDENCE	1		\$1,000.00	
BANK	2		\$440.00	
MISCELLANEOUS				
TOTAL	41	0	\$8,568.00	\$0.00
BURGLARY				
RESIDENCE (DWELLING)	51		\$92,155.00	
NIGHT (6PM - 6AM)	46		\$69,251.00	
DAY (6AM - 6PM)	79		\$138,784.00	
UNKNOWN				
NON-RESIDENCE (STORE ETC)	78		\$58,108.00	
NIGHT (6PM - 6AM)	20		\$25,136.00	
DAY (6AM - 6PM)	124		\$168,963.00	
UNKNOWN				
TOTAL	398	0	\$552,397.00	\$0.00
LARCENIES BY VALUE (EX MV)				
\$200 AND OVER	711		\$747,890.00	
\$50 TO \$200	456		\$49,584.00	
UNDER \$50	713		\$156,998.00	
LARCENIES BY TYPE				
POCKET - PICKING		4	\$2,965.00	
PURSE - SNATCHING		667	\$27,760.00	
SHOPLIFTING		290	\$160,809.00	
FROM MOTOR VEHICLES		69	\$26,342.00	
MOTOR VEH. PARTS & ACC.		252	\$58,096.00	
BICYCLES		171	\$77,055.00	
FROM BUILDINGS (EX C & H)		5	\$792.00	
FROM ANY COIN-OP MACHINES		422	\$600,653.00	
ALL OTHER				
TOTAL	1880	1880	\$954,472.00	\$954,472.00
MOTOR VEHICLE THEFTS	301		\$1,594,434.00	
MOTOR VEHICLE THEFTS				
MOTOR VEHICLES RECOVERED		164		
STOLEN & REC'D LOCALLY		44		
STOLEN LOC & REC'D OTHER		11		
STOLEN OTHER & RECD LOCAL				
TOTAL	301	219	\$1,594,434.00	\$0.00
GRAND TOTAL	2669		\$3,109,871.00	

PROPERTY STOLEN/RECOVERED BY TYPE

TYPE OF PROPERTY -----	VALUE OF PROPERTY STOLEN -----	VALUE OF PROPERTY RECOVERED -----
CURRENCY, NOTES, ETC.	\$278,484.00	\$5,573.00
JEWELRY & PRECIOUS METALS	\$192,212.00	\$17,313.00
CLOTHING AND FURS	\$78,831.00	\$33,413.00
LOCALLY STOLEN MOTOR VEH.	\$1,594,434.00	\$1,424,153.00
OFFICE EQUIPMENT	\$16,004.00	\$1,050.00
TV, RADIOS, CAMERAS, ETC.	\$170,777.00	\$22,515.00
FIREARMS	\$32,238.00	\$4,315.00
HOUSEHOLD GOODS	\$10,267.00	\$200.00
CONSUMABLE GOODS	\$10,503.00	\$2,744.00
LIVESTOCK	\$1,900.00	\$820.00
MISCELLANEOUS	\$724,221.00	\$117,185.00
-----	-----	-----
GRAND TOTAL	\$3,109,871.00	\$1,629,281.00

AGE, SEX AND RACE OF PERSON ARRESTED

18 YEARS OF AGE AND OVER

OFFENSE	CLASS	SEX	A G E																	R A C E			
			18	19	20	21	22	23	24	25 29	30 34	35 39	40 44	45 49	50 54	55 59	60 64	65 OV	TOTAL	WHT	BLK	IND	ASN
MURDER		M																	0				
	01A	F																	0				
MANSLAUGHTER		M																	0				
	01B	F																	0				
RAPE		M	1		1		2			1	1		1				1		8				
	02	F																	0	5		3	
ROBBERY		M		2						2	1								5				
	03	F																	0	1	2	2	
AGG. ASSAULT		M	2	3	8		1	1	2	3	8	5	5	2			1		41				
	04	F								2		1	2						5	25	14	7	
BURGLARY		M	4	1	5	1	1	6		10	3	1	1						33				
	05	F												1					1	9	16	9	
LARCENY		M	24	18	31	12	16	7	14	64	48	44	16	31	6	8	7		346				
	06	F	13	9	9	4	8	4	7	30	20	9	11	7	1	3		1	136	265	73	141	3
MV. THEFT		M	3	2	5		1	1	2	9									23				
	07	F		1															1	14	4	6	
OTH. ASSLT.		M	7	11	4	6	8	10	11	57	41	27	25	9	4		4	1	225				
	08	F	1	1	1	3	2	1		10	11	4	5	1		1			41	140	46	78	2
ARSON		M																	0				
	09	F																	0				
FORGERY		M	1	1	1			1		2		2							8				
	10	F	1					1		1	1								4	12			
FRAUD		M									1								1				
	11	F																	0	1			
EMBEZZLEMENT		M																	0				
	12	F																	0				
STOLEN PROPERTY		M																	0				
	13	F																	0				
VANDALISM		M	5	4	6	2		1	5	19	12	19	6	1	1				81				
	14	F	1		2	1		2		2	3								11	55	16	21	
WEAPONS		M	2	4	3	4	3	1	2	3	4	3	2	1			1		33				
	15	F																	0	17	8	8	
PROSTITUTION		M												1					1				
	16	F																	0	1			
SEX OFFENSES		M						1	2	1	2	5	3			1	1	1	17				
	17	F								1									1	7	2	9	
SALE/MANUFACTURE OF DRUGS																			0				
																			0				
NARCOTICS		M																	0				
	18A	F																	0				
MARIJUANA		M																	0				
	18B	F																	0				

AGE, SEX AND RACE OF PERSON ARRESTED

18 YEARS OF AGE AND OVER

OFFENSE	CLASS	SEX	A G E																	R A C E			
			18	19	20	21	22	23	24	25	30	35	40	45	50	55	60	65	TOTAL	WHT	BLK	IND	ASN
SYNTHETIC NARCOTICS	M																		0				
18C	F																		0				
OTHER NON-NARCOTIC	M			1															1				
18D	F																		0	1			
POSSESSION OF DRUGS																			0				
																			0				
NARCOTICS	M									1	1								2				
18E	F																		0	1	1		
MARIJUANA	M			2					2	2	1						1		3				
18F	F								2				1						3	4		7	
SYNTHETIC NARCOTICS	M																		0				
18G	F											1							1	1			
OTHER NON-NARCOTIC	M			1															1				
18H	F																		0	1			
GAMBLING																			0				
																			0				
BOOKMAKING	M																		0				
19A	F																		0				
NUMBERS	M																		0				
19B	F																		0				
OTHER GAMBLING	M																		1				
19C	F									1									1	2			
FAMILY/CHILD	M																		0				
20	F													1					1	1			
DRIV INFLC.	M		4		4	5	3	7	1	30	21	12	14	11	8	3	1		124				
21	F				1	3	1	3	2	7	12	6	3			1			39	113	3	47	
LIQUOR	M		12	11	17	1	3			7	10	12	9	4	5	5	2	4	102				
22	F		1	3	3		1			2	6	4	3				1		24	36	9	81	
DISORDERLY	M		5	4	6	8	6	3	10	27	31	11	10	11		3	4	3	142				
24	F		3	2				6	6	7	8	4	4			1		2	43	94	18	73	
ALL OTHER	M		27	34	47	42	33	39	34	212	133	88	62	32	17	10	6	6	822				
26	F		4	6	3	8	7	7	11	23	38	26	15	6	1		1	5	161	483	118	380	2
			97	99	138	81	77	78	85	450	318	229	154	103	41	31	29	15	2025				
			24	22	19	19	19	24	26	88	99	55	44	16	2	6	2	8	473	1289	330	872	7
GRAND TOTAL			121	121	157	100	96	102	111	538	417	284	198	119	43	37	31	23	2498	1289	330	872	7

AGE, SEX AND RACE OF PERSONS ARRESTED

UNDER 18 YEARS OF AGE

OFFENSE	CLASS	SEX	***** AGE *****						***** RACE *****			
			12/ UNDER	13 14	15	16	17	TOTAL UNDER 18	WHITE	BLACK	IND	ASIAN
MURDER	01A	M						0				
		F						0				
MANSLAUGHTER	01B	M						0				
		F						0				
RAPE	02	M						0				
		F						0				
ROBBERY	03	M			1		2	3				
		F						0	1		2	
AGG. ASSAULT	04	M		1	4	3	3	11				
		F		2		1		3	7		7	
BURGLARY	05	M	4	4	6	5	8	27				
		F						0	15	5	7	
LARCENY	06	M	37	64	32	65	38	236				
		F	20	60	27	25	13	145	249	52	77	3
MV. THEFT	07	M	3	3	12	7	2	27				
		F		1	1		1	3	21	2	7	
OTH. ASSLTs.	08	M	6	2		3	4	15				
		F		2	1	1	2	6	11	3	7	
ARSON	09	M						0				
		F						0				
FORGERY	10	M		1		1	1	3				
		F						0	1	2		
FRAUD	11	M						0				
		F						0				
EMBEZZLEMENT	12	M						0				
		F						0				
STOLEN PROPERTY	13	M						0				
		F		2				2	1		1	
VANDALISM	14	M	7	7	4	2	1	21				
		F		2	1	1		4	17	3	5	
WEAPONS	15	M		2	2	2		6				
		F				1		1	3		4	
PROSTITUTION	16	M						0				
		F						0				
SEX OFFENSES	17	M						0				
		F						0				
SALE/MANUFACTURE OF DRUGS								0				
								0				
NARCOTICS	18A	M						0				
		F						0				
MARIJUANA	18B	M						0				
		F		1	1			2	2			
SYNTHETIC NARCOTICS	18C	M						0				
		F						0				

AGE, SEX AND RACE OF PERSONS ARRESTED

UNDER 18 YEARS OF AGE

OFFENSE	CLASS	SEX	***** AGE *****						***** RACE *****			
			12/ UNDER	13 14	15	16	17	TOTAL UNDER 18	WHITE	BLACK	IND	ASIAN
OTHER NON-NARCOTIC	18D	M						0				
		F						0				
POSSESSION OF DRUGS								0				
								0				
NARCOTICS	18E	M						0				
		F						0				
MARIJUANA	18F	M	1		2		3	6				
		F			1			1	6	1		
SYNTHETIC NARCOTICS	18G	M						0				
		F						0				
OTHER NON-NARCOTIC	18H	M						0				
		F		2				2	2			
GAMBLING								0				
								0				
BOOKMAKING	19A	M						0				
		F						0				
NUMBERS	19B	M						0				
		F						0				
OTHER GAMBLING	19C	M						0				
		F						0				
FAMILY/CHILD	20	M						0				
		F						0				
DRIV. INFLC.	21	M		1				1				
		F						0			1	
LIQUOR	22	M	1	11	3	8	11	34				
		F		2	7	7	5	21	17			38
DISORDERLY	24	M	1	2	2	3	2	10				
		F				2		2	6	2	4	
CURFEW	28	M	2	8	3		1	14				
		F	1	12	4			17	15	2	14	
RUN-AWAYS	29	M						0				
		F						0				
ALL OTHER	26	M	5	8	5	13	13	44				
		F		1	2	12	9	24	30	8	30	
		M	67	114	76	112	89	458				
		F	21	87	45	50	30	233	404	80	204	3
GRAND TOTAL			88	201	121	162	119	691	404	80	204	3

AGENCY: Fairbanks PD

YEAR ENDING 1991

LAW ENFORCEMENT OFFICERS KILLED OR ASSAULTED

TYPE OF ACTIVITY	TOTAL		KNIFE	OTHER	HANDS	TWO	ONE MAN	DETECT OR		OTHER		POLICE	
	ASSLTs		OTHER	DANGER	FIST	MAN	VEHICLE	SPECIAL	ASSIGN	ALONE	ASSIST	ASSAULTS	
	WEAPON	FIREARM	INSTR	WEAPON	FEET	VEH	ALONE	ASSIST	ALONE	ASSIST	ALONE	ASSIST	CLEARED
	(A)	(B)	(C)	(D)	(E)	(F)	(G)	(H)	(I)	(J)	(K)	(L)	(M)
RESPOND TO DISTURB CALL	1				1			1					1
BURGLARIES IN PROGRESS													
ROBBERIES IN PROGRESS													
ATTEMPTING OTHER ARREST	3				3		2	1					3
CIVIL DISORDER													
HANDLING/TRANS PRISONER													
INVEST SUSP. PERSON/CIR													
AMBUSH - NO WARNING													
MENTALLY DERANGED													
TRAFFIC PURSUITS/STOPS													
OTHER	1				1		1						1
TOTAL	5				5		3	2					5
NUMBER W/ PERSONAL INJU	1				1								
NUMBER W/O PERSONAL INJ	4				4								

	12 AM	2 AM	4 AM	6 AM	8 AM	10 AM	NOON	2 PM	4 PM	6 PM	8 PM	10 PM	UNKNOWN
TIME OF ASSAULTS					1					2	1	1	

OFFICERS KILLED BY FELONIOUS ACTS: 0
 OFFICERS KILLED BY ACCIDENT OR NEGLIGENCE: 0

 TOTAL OFFICERS KILLED: 0

AGENCY: Haines PD

MONTHS OF 1/91 to 12/91

OFFENSES KNOWN TO POLICE

CLASSIFICATION OF OFFENSES	OFFENSES REPORTED OR KNOWN	UNFOUNDED FALSE OR BASELESS	NUMBER OF ACTUAL OFFENSES	** OFFENSES CLEARED **	
				BY ARREST OR	EXCEPTION JUVENILES ONLY
				TOTAL	
CRIMINAL HOMICIDE					
MURDER & NONNEG MANSL					
MANSL BY NEGLIGENCE					
TOTAL	0	0	0	0	0
FORCIBLE RAPE					
RAPE BY FORCE					
ATTEMPTD FORCABLE RAPE					
TOTAL	0	0	0	0	0
ROBBERY					
FIREARM					
KNIFE/CUTTING INSTRMT					
OTHR DANGEROUS WEAPON					
STRONG-ARM (HANDS,FISTS)					
TOTAL	0	0	0	0	0
ASSAULT					
FIREARM					
KNIFE OR CUTTING INSTR.					
OTHER DANGEROUS WEAPON					
HANDS,FIST,FEET, AGGRAVTD	2		2	1	
OTHER ASSAULTS - SIMPLE	27		27	18	
TOTAL	29	0	29	19	0
BURGLARY					
FORCIBLE ENTRY	8		8	2	
UNLAWFUL ENTRY - NO FORCE					
ATTEMPTED FORCIBLE ENTRY					
TOTAL	8	0	8	2	0
LARCENY					
THEFT(EX MOTOR VEHICLES)	47		47	22	
TOTAL	47	0	47	22	0
MOTOR VEHICLE THEFT					
AUTOS	3		3	2	
TRUCKS AND BUSES					
OTHER VEHICLES					
TOTAL	3	0	3	2	0
GRAND TOTAL	87	0	87	45	0

PROPERTY STOLEN BY CLASSIFICATION

CLASSIFICATION OF OFFENSES	NUMBER OF ACTUAL OFFENSES		VALUE OF PROPERTY STOLEN	
MURDER/MANSLAUGHTER				
MURDER/NONNEG MANSLAUGHTER				
TOTAL	0	0	\$0.00	\$0.00
RAPE				
FORCIBLE RAPE				
TOTAL	0	0	\$0.00	\$0.00
ROBBERY				
HIGHWAY (STRT, ALLEYS, ETC)				
COMMERCIAL HOUSE				
GAS OR SERVICE STATION				
CHAIN STORE				
RESIDENCE				
BANK				
MISCELLANEOUS				
TOTAL	0	0	\$0.00	\$0.00
BURGLARY				
RESIDENCE (DWELLING)				
NIGHT (6PM - 6AM)	1		\$50.00	
DAY (6AM - 6PM)	1		\$140.00	
UNKNOWN	1			
NON-RESIDENCE (STORE ETC)				
NIGHT (6PM - 6AM)	1		\$10,475.00	
DAY (6AM - 6PM)	3			
UNKNOWN	1			
TOTAL	8	0	\$10,665.00	\$0.00
LARCENIES BY VALUE (EX MV)				
\$200 AND OVER	16		\$9,374.00	
\$50 TO \$200	5		\$680.00	
UNDER \$50	26			
LARCENIES BY TYPE				
POCKET - PICKING				
PURSE - SNATCHING				
SHOPLIFTING				
FROM MOTOR VEHICLES		11		\$1,726.00
MOTOR VEH. PARTS & ACC.				
BICYCLES				
FROM BUILDINGS (EX C & H)		23		\$5,978.00
FROM ANY COIN-OP MACHINES				
ALL OTHER		13		\$2,350.00
TOTAL	47	47	\$10,054.00	\$10,054.00
MOTOR VEHICLE THEFTS				
MOTOR VEHICLE THEFTS	3			
MOTOR VEHICLES RECOVERED				
STOLEN & REC'D LOCALLY				
STOLEN LOC & REC'D OTHER				
STOLEN OTHER & RECD LOCAL				
TOTAL	3	0	\$0.00	\$0.00
GRAND TOTAL	58		\$20,719.00	

PROPERTY STOLEN/RECOVERED BY TYPE

TYPE OF PROPERTY -----	VALUE OF PROPERTY STOLEN -----	VALUE OF PROPERTY RECOVERED -----
CURRENCY, NOTES, ETC.	\$6,748.00	\$175.00
JEWELRY & PRECIOUS METALS		
CLOTHING AND FURS		
LOCALLY STOLEN MOTOR VEH.		
OFFICE EQUIPMENT	\$195.00	
TV, RADIOS, CAMERAS, ETC.	\$9,178.00	\$7,537.00
FIREARMS		
HOUSEHOLD GOODS		
CONSUMABLE GOODS		
LIVESTOCK		
MISCELLANEOUS	\$4,598.00	\$125.00

GRAND TOTAL	\$20,719.00	\$7,837.00

AGE, SEX AND RACE OF PERSON ARRESTED

18 YEARS OF AGE AND OVER

OFFENSE	CLASS	SEX	A G E																	R A C E			
			18	19	20	21	22	23	24	25	30	35	40	45	50	55	60	65	DV	TOTAL	WHT	BLK	IND
MURDER		M																	0				
	01A	F																	0				
MANSLAUGHTER		M																	0				
	01B	F																	0				
RAPE		M																	0				
	02	F																	0				
ROBBERY		M																	0				
	03	F																	0				
AGG. ASSAULT		M																	0				
	04	F																	0				
BURGLARY		M				1													1				
	05	F																	0	1			
LARCENY		M						2	2										4				
	06	F																	0	3		1	
MV. THEFT		M							1										1				
	07	F																	0	1			
OTH. ASSLTs.		M		1	1				2		2	1							7				
	08	F							1										1	3		5	
ARSON		M																	0				
	09	F																	0				
FORGERY		M																	0				
	10	F																	0				
FRAUD		M		1															1				
	11	F																	0	1			
EMBEZZLEMENT		M																	0				
	12	F																	0				
STOLEN PROPERTY		M																	0				
	13	F																	0				
VANDALISM		M			1				1	1									3				
	14	F																	0	2		1	
WEAPONS		M								1									1				
	15	F																	0	1			
PROSTITUTION		M																	0				
	16	F																	0				
SEX OFFENSES		M																	0				
	17	F																	0				
SALE/MANUFACTURE OF DRUGS																			0				
																			0				
NARCOTICS		M																	0				
	18A	F																	0				
MARIJUANA		M																	0				
	18B	F																	0				

AGE, SEX AND RACE OF PERSON ARRESTED

18 YEARS OF AGE AND OVER

OFFENSE	CLASS	SEX	A G E																R A C E				
			18	19	20	21	22	23	24	25	30	35	40	45	50	55	60	65	OV	TOTAL	WHT	BLK	IND
SYNTHETIC NARCOTICS		M																	0				
18C		F																	0				
OTHER NON-NARCOTIC		M																	0				
18D		F																	0				
POSSESSION OF DRUGS																			0				
																			0				
NARCOTICS		M																	0				
18E		F																	0				
MARIJUANA		M			1														1			1	
18F		F																	0				
SYNTHETIC NARCOTICS		M																	0				
18G		F																	0				
OTHER NON-NARCOTIC		M																	0				
18H		F																	0				
DRUG ABUSE GRAND TOTAL		M																	0				
		F																	0				
GAMBLING																			0				
																			0				
BOOKMAKING		M																	0				
19A		F																	0				
NUMBERS		M																	0				
19B		F																	0				
OTHER GAMBLING		M																	0				
19C		F																	0				
FAMILY/CHILD		M																	0				
20		F																	0				
DRIV INFLC		M			1		1	1	1	1	3	4	5		1		1		19				
21		F								1							1		2	15		6	
LIQUOR		M	7	4	2														13				
22		F																	0	9		4	
DISORDERLY		M																	0				
24		F								1									1	1			
ALL OTHER		M			2		2			6	2	4	2	1				2	21				
26		F								2	1								3	16		8	
			7	6	8	1	3	1	4	14	5	10	8	1	1		1	2	72				
										5	1							1	7	53		26	
GRAND TOTAL			7	6	8	1	3	1	4	19	6	10	8	1	1	0	1	3	79	53		26	

AGE, SEX AND RACE OF PERSONS ARRESTED

UNDER 18 YEARS OF AGE

OFFENSE	CLASS	SEX	***** AGE *****						***** RACE *****			
			12/ UNDER	13 14	15	16	17	TOTAL UNDER 18	WHITE	BLACK	IND	ASIAN
MURDER	01A	M						0				
		F						0				
MANSLAUGHTER	01B	M						0				
		F						0				
RAPE	02	M						0				
		F						0				
ROBBERY	03	M						0				
		F						0				
AGG. ASSAULT	04	M						0				
		F						0				
BURGLARY	05	M						0				
		F						0				
LARCENY	06	M						0				
		F						0				
MV. THEFT	07	M						0				
		F						0				
OTH. ASSLTs.	08	M						0				
		F						0				
ARSON	09	M						0				
		F						0				
FORGERY	10	M						0				
		F						0				
FRAUD	11	M						0				
		F						0				
EMBEZZLEMENT	12	M						0				
		F						0				
STOLEN PROPERTY	13	M						0				
		F						0				
VANDALISM	14	M						0				
		F						0				
WEAPONS	15	M						0				
		F						0				
PROSTITUTION	16	M						0				
		F						0				
SEX OFFENSES	17	M						0				
		F						0				
SALE/MANUFACTURE OF DRUGS								0				
								0				
NARCOTICS	18A	M						0				
		F						0				
MARIJUANA	18B	M						0				
		F						0				
SYNTHETIC NARCOTICS	18C	M						0				
		F						0				

AGE, SEX AND RACE OF PERSONS ARRESTED

UNDER 18 YEARS OF AGE

			***** AGE *****					***** RACE *****				
OFFENSE	CLASS	SEX	12/ UNDER	13 14	15	16	17	TOTAL UNDER 18	WHITE	BLACK	IND	ASIAN
<hr/>												
OTHER NON-NARCOTIC	18D	M						0				
		F						0				
<hr/>												
POSSESSION OF DRUGS								0				
								0				
<hr/>												
NARCOTICS	18E	M						0				
		F						0				
<hr/>												
MARIJUANA	18F	M						0				
		F						0				
<hr/>												
SYNTHETIC NARCOTICS	18G	M						0				
		F						0				
<hr/>												
OTHER NON-NARCOTIC	18H	M						0				
		F						0				
<hr/>												
DRUG ABUSE GRAND TOTAL		M						0				
		F						0				
<hr/>												
GAMBLING								0				
								0				
<hr/>												
BOOKMAKING	19A	M						0				
		F						0				
<hr/>												
NUMBERS	19B	M						0				
		F						0				
<hr/>												
OTHER GAMBLING	19C	M						0				
		F						0				
<hr/>												
FAMILY/CHILD	20	M						0				
		F						0				
<hr/>												
DRIV. INFLC.	21	M						0				
		F						0				
<hr/>												
LIQUOR	22	M	1		2	2		5				
		F			1			1	4		2	
<hr/>												
DISORDERLY	24	M						0				
		F						0				
<hr/>												
CURFEW	28	M						0				
		F						0				
<hr/>												
RUN-AWAYS	29	M						0				
		F						0				
<hr/>												
ALL OTHER	26	M						0				
		F						0				
<hr/>												
		M	1		2	2		5				
		F			1			1	4		2	
<hr/>												
GRAND TOTAL			1	0	3	2	0	6	4		2	

AGENCY: Homer PD

MONTHS OF 1/91 to 12/91

OFFENSES KNOWN TO POLICE

CLASSIFICATION OF OFFENSES	OFFENSES REPORTED OR KNOWN	UNFOUNDED FALSE OR BASELESS	NUMBER OF ACTUAL OFFENSES	** OFFENSES CLEARED **	
				BY ARREST OR	EXCEPTION JUVENILES ONLY
				TOTAL	
CRIMINAL HOMICIDE					
MURDER & NONNEG MANSL					
MANSL BY NEGLIGENCE					
TOTAL	0	0	0	0	0
FORCIBLE RAPE					
RAPE BY FORCE	2		2	1	
ATTEMPTD FORCABLE RAPE					
TOTAL	2	0	2	1	0
ROBBERY					
FIREARM					
KNIFE/CUTTING INSTRMT					
OTHR DANGEROUS WEAPON					
STRONG-ARM (HANDS,FISTS)					
TOTAL	0	0	0	0	0
ASSAULT					
FIREARM	1		1	1	
KNIFE OR CUTTING INSTR.					
OTHER DANGEROUS WEAPON					
HANDS,FIST,FEET, AGGRAVTD	69		69	26	
OTHER ASSAULTS - SIMPLE	71		71	49	1
TOTAL	141	0	141	76	1
BURGLARY					
FORCIBLE ENTRY	30		30	6	3
UNLAWFUL ENTRY - NO FORCE	15	1	14	1	
ATTEMPTED FORCIBLE ENTRY	3		3	1	
TOTAL	48	1	47	8	3
LARCENY					
THEFT(EX MOTOR VEHICLES)	282	4	278	85	30
TOTAL	282	4	278	85	30
MOTOR VEHICLE THEFT					
AUTOS	11		11	3	
TRUCKS AND BUSES	5		5	2	
OTHER VEHICLES	3		3	1	
TOTAL	19	0	19	6	0
GRAND TOTAL	492	5	487	176	34

PROPERTY STOLEN BY CLASSIFICATION

CLASSIFICATION OF OFFENSES	NUMBER OF ACTUAL OFFENSES		VALUE OF PROPERTY STOLEN	
MURDER/MANSLAUGHTER				
MURDER/NONNEG MANSLAUGHTER				
TOTAL	0	0	\$0.00	\$0.00
RAPE				
FORCIBLE RAPE	2			
TOTAL	2	0	\$0.00	\$0.00
ROBBERY				
HIGHWAY (STRT, ALLEYS, ETC)				
COMMERCIAL HOUSE				
GAS OR SERVICE STATION				
CHAIN STORE				
RESIDENCE				
BANK				
MISCELLANEOUS				
TOTAL	0	0	\$0.00	\$0.00
BURGLARY				
RESIDENCE (DWELLING)				
NIGHT (6PM - 6AM)	10		\$26,005.00	
DAY (6AM - 6PM)	12		\$4,965.00	
UNKNOWN				
NON-RESIDENCE (STORE ETC)				
NIGHT (6PM - 6AM)	4			
DAY (6AM - 6PM)	21		\$43,288.00	
UNKNOWN				
TOTAL	47	0	\$74,258.00	\$0.00
LARCENIES BY VALUE (EX MV)				
\$200 AND OVER	78		\$131,101.00	
\$50 TO \$200	68		\$7,403.00	
UNDER \$50	132		\$1,296.00	
LARCENIES BY TYPE				
POCKET - PICKING		1		
PURSE - SNATCHING		49		\$834.00
SHOPLIFTING		66		\$20,778.00
FROM MOTOR VEHICLES		1		\$500.00
MOTOR VEH. PARTS & ACC.		9		\$2,100.00
BICYCLES		67		\$30,779.00
FROM BUILDINGS (EX C & H)		4		\$3,035.00
FROM ANY COIN-OP MACHINES		81		\$81,774.00
ALL OTHER				
TOTAL	278	278	\$139,800.00	\$139,800.00
MOTOR VEHICLE THEFTS				
MOTOR VEHICLE THEFTS	19		\$15,300.00	
MOTOR VEHICLES RECOVERED				
STOLEN & REC'D LOCALLY		5		
STOLEN LOC & REC'D OTHER				
STOLEN OTHER & RECD LOCAL				
TOTAL	19	5	\$15,300.00	\$0.00
GRAND TOTAL	346		\$229,358.00	

AGENCY: Homer PD

Months of 1/91 to 12/91

PROPERTY STOLEN/RECOVERED BY TYPE

TYPE OF PROPERTY -----	VALUE OF PROPERTY STOLEN -----	VALUE OF PROPERTY RECOVERED -----
CURRENCY, NOTES, ETC.	\$27,033.00	\$1,100.00
JEWELRY & PRECIOUS METALS	\$1,500.00	
CLOTHING AND FURS	\$1,902.00	
LOCALLY STOLEN MOTOR VEH.	\$15,900.00	\$5,000.00
OFFICE EQUIPMENT		
TV, RADIOS, CAMERAS, ETC.	\$18,753.00	
FIREARMS	\$4,580.00	
HOUSEHOLD GOODS		
CONSUMABLE GOODS	\$2,095.00	\$60.00
LIVESTOCK		
MISCELLANEOUS	\$157,595.00	\$1,035.00

GRAND TOTAL	\$229,358.00	\$7,195.00

AGE, SEX AND RACE OF PERSON ARRESTED

18 YEARS OF AGE AND OVER

OFFENSE	CLASS	SEX	A G E																	R A C E			
			18	19	20	21	22	23	24	25	30	35	40	45	50	55	60	65	TOTAL	WHT	BLK	IND	ASN
MURDER		M																	0				
	01A	F																	0				
MANSLAUGHTER		M																	0				
	01B	F																	0				
RAPE		M											1						1				
	02	F																	0	1			
ROBBERY		M																	0				
	03	F																	0				
AGG. ASSAULT		M									1		1			1			3			1	
	04	F																	0	2			
BURGLARY		M	1								1	1							3				
	05	F																	0	3			
LARCENY		M	1		3	2	1	1	1	2	5	3	2		2				23				
	06	F									1	2		1					4	25		2	
MV. THEFT		M				1													1				
	07	F																	0	1			
OTH ASSLTs		M	3	2		2	1	2	1	6	10	4	7		2	1			41				
	08	F								1		1			1				3	41		3	
ARSON		M																	0				
	09	F																	0				
FORGERY		M																	0				
	10	F																	0				
FRAUD		M																	0				
	11	F																	0				
EMBEZZLEMENT		M																	0				
	12	F										1							1	1			
STOLEN PROPERTY		M		1															1				
	13	F																	0	1			
VANDALISM		M		7		2	10	1		1	2	2	5						30				
	14	F								1			1						2	31		1	
WEAPONS		M				1		1		3		1	1						7				
	15	F																	0	7			
PROSTITUTION		M																	0				
	16	F																	0				
SEX OFFENSES		M										2							2				
	17	F																	0	2			
SALE/MANUFACTURE OF DRUGS																			0				
																			0				
NARCOTICS		M																	0				
	18A	F																	0				
MARIJUANA		M																	0				
	18B	F																	0				

AGE, SEX AND RACE OF PERSON ARRESTED

18 YEARS OF AGE AND OVER

OFFENSE	CLASS	SEX	A G E																	R A C E			
			18	19	20	21	22	23	24	25	30	35	40	45	50	55	60	65	OV	TOTAL	WHT	BLK	IND
SYNTHETIC NARCOTICS		M																	0				
18C		F																	0				
OTHER NON-NARCOTIC		M																	0				
18D		F																	0				
POSSESSION OF DRUGS																			0				
																			0				
NARCOTICS		M						1						1					2				
18E		F																	0	2			
MARIJUANA		M	2			2					2		2						8				
18F		F	1																1	9			
SYNTHETIC NARCOTICS		M																	0				
18G		F																	0				
OTHER NON-NARCOTIC		M																	0				
18H		F																	0				
DRUG ABUSE GRAND TOTAL		M																	0				
		F																	0				
GAMBLING																			0				
																			0				
BOOKMAKING		M																	0				
19A		F																	0				
NUMBERS		M																	0				
19B		F																	0				
OTHER GAMBLING		M																	0				
19C		F																	0				
FAMILY/CHILD		M	1		1	2	1												5				
20		F																	0	5			
DRIV. INFLC.		M		2	3	4	2	1	6	12	10	7	11	4	1	2	1	1	67				
21		F						1		2	3	5	3	1	1		1		17	81		3	
LIQUOR		M	7	11	8	1	1						1						29				
22		F	1		2								1						4	33			
DISORDERLY		M				1				1									2				
24		F																	0	2			
ALL OTHER		M	12	6	9	11	8	7	4	25	28	17	18	9	1	3	1		159				
26		F					1			5	7	2	2			1			18	169		8	
			27	29	24	29	24	14	12	50	59	37	49	14	6	7	2	1	384				
			2		2		1	1		9	11	11	7	2	2	1	1		50	416		18	
GRAND TOTAL			29	29	26	29	25	15	12	59	70	48	56	16	8	8	3	1	434	416		18	

AGE, SEX AND RACE OF PERSONS ARRESTED

UNDER 18 YEARS OF AGE

OFFENSE	CLASS	SEX	***** AGE *****						***** RACE *****			
			12/ UNDER	13 14	15	16	17	TOTAL UNDER 18	WHITE	BLACK	IND	ASIAN
MURDER	01A	M F						0 0				
MANSLAUGHTER	01B	M F						0 0				
RAPE	02	M F						0 0				
ROBBERY	03	M F						0 0				
AGG. ASSAULT	04	M F						0 0				
BURGLARY	05	M F	2			1 2		3 2		5		
LARCENY	06	M F	8 2	7 3	7 2	1 1	3 2	26 10		36		
MV. THEFT	07	M F						0 0				
OTH. ASSLTs.	08	M F		1				0 1		1		
ARSON	09	M F						0 0				
FORGERY	10	M F						0 0				
FRAUD	11	M F						0 0				
EMBEZZLEMENT	12	M F						0 0				
STOLEN PROPERTY	13	M F				2	1	1 2		3		
VANDALISM	14	M F				1	1	1 2		3		
WEAPONS	15	M F				1	1	2 0		2		
PROSTITUTION	16	M F						0 0				
SEX OFFENSES	17	M F						0 0				
SALE/MANUFACTURE OF DRUGS								0 0				
NARCOTICS	18A	M F						0 0				
MARIJUANA	18B	M F						0 0				
SYNTHETIC NARCOTICS	18C	M F						0 0				

AGE, SEX AND RACE OF PERSONS ARRESTED

UNDER 18 YEARS OF AGE

OFFENSE	CLASS	SEX	***** AGE *****						***** RACE *****			
			12/ UNDER	13 14	15	16	17	TOTAL UNDER 18	WHITE	BLACK	IND	ASIAN
OTHER NON-NARCOTIC	18D	M F						0 0				
POSSESSION OF DRUGS								0 0				
NARCOTICS	18E	M F						0 0				
MARIJUANA	18F	M F			2	1 1	1	2 3	5			
SYNTHETIC NARCOTICS	18G	M F						0 0				
OTHER NON-NARCOTIC	18H	M F						0 0				
DRUG ABUSE GRAND TOTAL		M F						0 0				
GAMBLING								0 0				
BOOKMAKING	19A	M F						0 0				
NUMBERS	19B	M F						0 0				
OTHER GAMBLING	19C	M F						0 0				
FAMILY/CHILD	20	M F						0 0				
DRIV. INFLC.	21	M F					1 1	2 0		2		
LIQUOR	22	M F		4	6	4 1	7	21 1		22		
DISORDERLY	24	M F						0 0				
CURFEW	28	M F						0 0				
RUN-AWAYS	29	M F						0 0				
ALL OTHER	26	M F	1	1 2	1	2 2	4	9 4		12		1
		M F	11 2	12 8	14 2	11 10	19 3	67 25	91		1	
GRAND TOTAL			13	20	16	21	22	92	91		1	

AGENCY: Homer PD

YEAR ENDING 1991

LAW ENFORCEMENT OFFICERS KILLED OR ASSAULTED

TYPE OF ACTIVITY	TOTAL		KNIFE OTHER		HANDS		ONE MAN		DETECT OR		OTHER		POLICE
	ASSLTs		OTHER DANGER		FIST		VEHICLE		SPECIAL ASSIGN		ALONE ASSIST		ASSAULTS
	WEAPON	FIREARM	INSTR	WEAPON	FEET	VEH	ALONE	ASSIST	ALONE	ASSIST	ALONE	ASSIST	CLEARED
	(A)	(B)	(C)	(D)	(E)	(F)	(G)	(H)	(I)	(J)	(K)	(L)	(M)
RESPOND TO DISTURB CALL													
BURGLARIES IN PROGRESS													
ROBBERIES IN PROGRESS													
ATTEMPTING OTHER ARREST													
CIVIL DISORDER													
HANDLING/TRANS PRISONER													
INVEST SUSP. PERSON/CIR													
AMBUSH - NO WARNING													
MENTALLY DERANGED	1	1							1				1
TRAFFIC PURSUITS/STOPS													
OTHER													
TOTAL	1	1							1				1
NUMBER W/ PERSONAL INJU	1	1											
NUMBER W/O PERSONAL INJ													

	12 AM	2 AM	4 AM	6 AM	8 AM	10 AM	NOON	2 PM	4 PM	6 PM	8 PM	10 PM	UNKNOWN
TIME OF ASSAULTS			1										

OFFICERS KILLED BY FELONIOUS ACTS: 0
 OFFICERS KILLED BY ACCIDENT OR NEGLIGENCE: 0

 TOTAL OFFICERS KILLED: 0

Homer PD

FOR YEAR ENDING: 1991

RETURN OF ARSON OFFENSES KNOWN TO LAW ENFORCEMENT

(1) PROPERTY CLASSIFICATION	(2) OFFENSES REPORTED OR KNOWN	(3) UNFOUNDED, FALSE OR BASELESS	(4) NUMBER OF ACTUAL OFFENSES	(5) CLEARED BY ARREST OR EXCEPTION	(6) CLEARANCES INVOLVING ONLY PERSONS < 18	(7) NORMALLY UNUSED STRUCTURES	(8) ESTIMATED VALUE OF DAMAGE
<hr/>							
STRUCTURAL							
SINGLE OCCUP RESIDENT	2		2			2	
OTHER RESIDENTIAL							
STORAGE							
INDUSTRIAL/MANUFACTUR							
OTHER COMMERCIAL							
COMMUNITY/PUBLIC							
ALL OTHER STRUCTURES							
TOTAL:	2	0	2	0	0	2	\$0.00
<hr/>							
MOBILE							
MOTOR VEHICLES							
OTHER MOBILE PROPERTY							
TOTAL:	0	0	0	0	0	0	\$0.00
<hr/>							
OTHER							
OTHER							
TOTAL:	0	0	0	0	0	0	\$0.00
<hr/>							
GRAND TOTAL	2	0	2	0	0	2	\$0.00

AGENCY: Juneau PD

MONTHS OF 1/91 to 12/91

OFFENSES KNOWN TO POLICE

CLASSIFICATION OF OFFENSES	OFFENSES REPORTED OR KNOWN	UNFOUNDED FALSE OR BASELESS	NUMBER OF ACTUAL OFFENSES	** OFFENSES CLEARED ** BY ARREST OR EXCEPTION JUVENILES ONLY	
				TOTAL	ONLY
CRIMINAL HOMICIDE					
MURDER & NONNEG MANSL	1		1		
MANSL BY NEGLIGENCE					
TOTAL	1	0	1	0	0
FORCIBLE RAPE					
RAPE BY FORCE	16	8	8	1	
ATTEMPTD FORCABLE RAPE	1		1		
TOTAL	17	8	9	1	0
ROBBERY					
FIREARM					
KNIFE/CUTTING INSTRMT	1		1		
OTHR DANGEROUS WEAPON					
STRONG-ARM (HANDS,FISTS)	2		2		
TOTAL	3	0	3	0	0
ASSAULT					
FIREARM	1		1	1	
KNIFE OR CUTTING INSTR.	4		4		
OTHER DANGEROUS WEAPON	9		9	6	
HANDS,FIST,FEET, AGGRAVTD	14		14	8	
OTHER ASSAULTS - SIMPLE	406		406	368	18
TOTAL	434	0	434	383	18
BURGLARY					
FORCIBLE ENTRY	117		117	9	2
UNLAWFUL ENTRY - NO FORCE	34		34	2	
ATTEMPTED FORCIBLE ENTRY	9		9		
TOTAL	160	0	160	11	2
LARCENY					
THEFT(EX MOTOR VEHICLES)	911		911	212	45
TOTAL	911	0	911	212	45
MOTOR VEHICLE THEFT					
AUTOS	65		65	25	
TRUCKS AND BUSES	1		1		
OTHER VEHICLES	24		24	4	1
TOTAL	90	0	90	29	1
GRAND TOTAL	1616	8	1608	636	66

PROPERTY STOLEN BY CLASSIFICATION

CLASSIFICATION OF OFFENSES	NUMBER OF ACTUAL OFFENSES		VALUE OF PROPERTY STOLEN	
MURDER/MANSLAUGHTER	1			
MURDER/NONNEG MANSLAUGHTER				
TOTAL	1	0	\$0.00	\$0.00
RAPE	9			
FORCIBLE RAPE				
TOTAL	9	0	\$0.00	\$0.00
ROBBERY				
HIGHWAY (STRT, ALLEYS, ETC)	2		\$50.00	
COMMERCIAL HOUSE	1		\$140.00	
GAS OR SERVICE STATION				
CHAIN STORE				
RESIDENCE				
BANK				
MISCELLANEOUS				
TOTAL	3	0	\$190.00	\$0.00
BURGLARY				
RESIDENCE (DWELLING)	29		\$25,838.00	
NIGHT (6PM - 6AM)	24		\$4,376.00	
DAY (6AM - 6PM)	29		\$22,477.00	
UNKNOWN				
NON-RESIDENCE (STORE ETC)	31		\$16,309.00	
NIGHT (6PM - 6AM)	14		\$1,420.00	
DAY (6AM - 6PM)	33		\$14,358.00	
UNKNOWN				
TOTAL	160	0	\$84,778.00	\$0.00
LARCENIES BY VALUE (EX MV)				
\$200 AND OVER	339		\$248,366.00	
\$50 TO \$200	234		\$25,590.00	
UNDER \$50	338		\$5,180.00	
LARCENIES BY TYPE				
POCKET - PICKING		1	\$250.00	
PURSE - SNATCHING		135	\$4,891.00	
SHOPLIFTING		256	\$64,194.00	
FROM MOTOR VEHICLES				
MOTOR VEH. PARTS & ACC.		154	\$45,458.00	
BICYCLES		236	\$94,256.00	
FROM BUILDINGS (EX C & H)		1	\$290.00	
FROM ANY COIN-OP MACHINES		128	\$69,797.00	
ALL OTHER				
TOTAL	911	911	\$279,136.00	\$279,136.00
MOTOR VEHICLE THEFTS				
MOTOR VEHICLE THEFTS	90		\$324,850.00	
MOTOR VEHICLES RECOVERED				
STOLEN & REC'D LOCALLY		81		
STOLEN LOC & REC'D OTHER				
STOLEN OTHER & RECD LOCAL				
TOTAL	90	81	\$324,850.00	\$0.00
GRAND TOTAL	1174		\$688,954.00	

PROPERTY STOLEN/RECOVERED BY TYPE

TYPE OF PROPERTY -----	VALUE OF PROPERTY STOLEN -----	VALUE OF PROPERTY RECOVERED -----
CURRENCY, NOTES, ETC.	\$53,982.00	\$2,358.00
JEWELRY & PRECIOUS METALS	\$33,032.00	\$10,038.00
CLOTHING AND FURS	\$24,947.00	\$1,255.00
LOCALLY STOLEN MOTOR VEH.	\$331,110.00	\$313,190.00
OFFICE EQUIPMENT	\$90.00	
TV, RADIOS, CAMERAS, ETC.	\$38,917.00	\$5,437.00
FIREARMS	\$11,800.00	\$1,875.00
HOUSEHOLD GOODS	\$979.00	\$550.00
CONSUMABLE GOODS	\$2,861.00	\$704.00
LIVESTOCK	\$70.00	
MISCELLANEOUS	\$191,166.00	\$69,929.00

GRAND TOTAL	\$688,954.00	\$405,336.00

AGE, SEX AND RACE OF PERSON ARRESTED

18 YEARS OF AGE AND OVER

OFFENSE	CLASS	SEX	A G E																	R A C E			
			18	19	20	21	22	23	24	25	30	35	40	45	50	55	60	65	TOTAL	WHT	BLK	IND	ASN
MURDER		M																	0				
	01A	F																	0				
MANSLAUGHTER		M																	0				
	01B	F																	0				
RAPE		M	1																1				
	03	F																	0	1			
ROBBERY		M																	0				
	03	F																	0				
AGG. ASSAULT		M	1				1			5	3	3	2						15				
	04	F				1					1	1							3	11		7	
BURGLARY		M	1	5	1	2		1				1							11				
	05	F								1									1	9		3	
LARCENY		M	8	6	4	5	3	2	3	6	5	7	5	1	1	2			58				
	06	F	3	3		1			1	3	2	3	2	3	1	2			24	49	1	32	
MV. THEFT		M								1	1								2				
	07	F								1									1	1		2	
OTH. ASSLTs		M	7	8	1	5	9	6	2	37	37	21	13	4	3	3	2		158				
	08	F	1		1	2	1	2	3	12	5	2	1						30	86	3	99	
ARSON		M																	0				
	09	F																	0				
FORGERY		M						1			1								2				
	10	F																	0	1		1	
FRAUD		M																	0				
	11	F																	0				
EMBEZZLEMENT		M																	0				
	12	F																	0				
STOLEN PROPERTY		M	1																1				
	13	F																	0	1			
VANDALISM		M	3	5	2	1	2		2	14	6	4				1			40				
	14	F								1									1	24	1	16	
WEAPONS		M	1		1					6		1	1	2					12				
	15	F								2	1								3	13		2	
PROSTITUTION		M																	0				
	16	F																	0				
SEX OFFENSES		M					1				1	2	1	1		1			7				
	17	F																	0	4		3	
SALE/MANUFACTURE OF DRUGS																			0				
																			0				
NARCOTICS		M																	0				
	18A	F																	0				
MARIJUANA		M																	0				
	18B	F																	0				

AGE, SEX AND RACE OF PERSON ARRESTED

18 YEARS OF AGE AND OVER

OFFENSE	CLASS	SEX	A G E																	R A C E			
			18	19	20	21	22	23	24	25	30	35	40	45	50	55	60	65	TOTAL	WHT	BLK	IND	ASN
SYNTHETIC NARCOTICS	M																		0				
18C	F																		0				
OTHER NON-NARCOTIC	M																		0				
18D	F																		0				
POSSESSION OF DRUGS																			0				
																			0				
NARCOTICS	M																		0				
18E	F																		0				
MARIJUANA	M		1	1	1	2	2	1		4	1								13				
18F	F			1						1									2	8		7	
SYNTHETIC NARCOTICS	M																		0				
18G	F																		0				
OTHER NON-NARCOTIC	M																		0				
18H	F																		0				
DRUG ABUSE GRAND TOTAL	M																		0				
	F																		0				
GAMBLING																			0				
																			0				
BOOKMAKING	M																		0				
19A	F																		0				
NUMBERS	M																		0				
19B	F																		0				
OTHER GAMBLING	M																		0				
19C	F																		0				
FAMILY/CHILD	M			1						1									2				
20	F																		0	1		1	
DRIV. INFLC.	M		3	3	3	9	7	7	8	34	44	30	17	9	7	3	1	2	187				
21	F				1	2	3	4	1	10	9	7	5	1					43	181		1	48
LIQUOR	M		70	59	38	4				2	2	1	3	1	2				182				
22	F		12		8					2	2	1							25	98	3	106	
DISORDERLY	M		2	3	2	1	6	1	6	20	14	15	3	3	4				80				
24	F			1	1		3			3	5	3	1	1					18	46	3	49	
ALL OTHER	M		27	31	22	26	29	18	24	121	87	60	30	13	18	8			514				
26	F		1	4	1	6	2	1	3	20	17	9	2		3	1			70	271	9	304	
			126	122	75	55	60	37	45	251	202	145	75	34	35	18	3	2	1285				
			17	9	12	12	9	7	8	56	42	26	11	5	4	3			221	805	21	680	
GRAND TOTAL			143	131	87	67	69	44	53	307	244	171	86	39	39	21	3	2	1506	805	21	680	

AGE, SEX AND RACE OF PERSONS ARRESTED

UNDER 18 YEARS OF AGE

OFFENSE	CLASS	SEX	***** AGE *****					***** RACE *****			
			12/ UNDER	13 14	15	16	17	TOTAL UNDER 18	WHITE	BLACK	IND ASIAN
MURDER	01A	M F						0 0			
MANSLAUGHTER	01B	M F						0 0			
RAPE	02	M F						0 0			
ROBBERY	03	M F						0 0			
AGG. ASSAULT	04	M F						0 0			
BURGLARY	05	M F			2			2 0			2
LARCENY	06	M F	7 3	9 6	6 6	9 2	4 1	35 18		38	15
MV. THEFT	07	M F					1	1 0		1	
OTH. ASSLTs.	08	M F	2	2 1	4 1	4 3	1	12 6		16	2
ARSON	09	M F						0 0			
FORGERY	10	M F						0 0			
FRAUD	11	M F						0 0			
EMBEZZLEMENT	12	M F						0 0			
STOLEN PROPERTY	13	M F						0 0			
VANDALISM	14	M F		3 1	6	4 1	2	15 2		11	6
WEAPONS	15	M F		2				2 0			2
PROSTITUTION	16	M F						0 0			
SEX OFFENSES	17	M F						0 0			
SALE/MANUFACTURE OF DRUGS								0 0			
NARCOTICS	18A	M F						0 0			
MARIJUANA	18B	M F						0 0			
SYNTHETIC NARCOTICS	18C	M F						0 0			

AGE, SEX AND RACE OF PERSONS ARRESTED

UNDER 18 YEARS OF AGE

OFFENSE	CLASS	SEX	***** AGE *****						***** RACE *****			
			12/ UNDER	13 14	15	16	17	TOTAL UNDER 18	WHITE	BLACK	IND	ASIAN
OTHER NON-NARCOTIC	18D	M						0				
		F						0				
POSSESSION OF DRUGS								0				
								0				
NARCOTICS	18E	M						0				
		F						0				
MARIJUANA	18F	M			1	5		6				
		F					1	1	3		4	
SYNTHETIC NARCOTICS	18G	M						0				
		F						0				
OTHER NON-NARCOTIC	18H	M						0				
		F						0				
DRUG ABUSE GRAND TOTAL		M						0				
		F						0				
GAMBLING								0				
								0				
BOOKMAKING	19A	M						0				
		F						0				
NUMBERS	19B	M						0				
		F						0				
OTHER GAMBLING	19C	M						0				
		F						0				
FAMILY/CHILD	20	M						0				
		F						0				
DRIV. INFLC.	21	M				1	4	5				
		F				1		1	6			
LIQUOR	22	M		9	14	28	40	91				
		F		9	17	16	11	53	90		54	
DISORDERLY	24	M			1	1	1	3				
		F			1			1	1		3	
CURFEW	28	M						0				
		F						0				
RUN-AWAYS	29	M			1			1				
		F						0			1	
ALL OTHER	26	M		1	9	9	10	29				
		F			1	1		2	20		11	
		M	9	26	44	61	62	202				
		F	3	17	26	24	14	84	186		100	
GRAND TOTAL			12	43	70	85	76	286	186		100	

YEAR ENDING 1991

TYPE OF ACTIVITY	TOTAL		KNIFE	OTHER	HANDS	TWO	ONE MAN	DETECT OR		OTHER	POLICE		
	ASSLTs		INSTR	DANGER	FIST	MAN	VEHICLE	SPECIAL	ASSIGN	ASSAULTS			
	WEAPON (A)	FIREARM (B)	WEAPON (C)	WEAPON (D)	FEET (E)	VEH (F)	ALONE (G)	ASSIST (H)	ALONE (I)	ASSIST (J)	ALONE (K)	ASSIST (L)	CLEARED (M)
RESPOND TO DISTURB CALL	6			1	5			6					5
BURGLARIES IN PROGRESS													
ROBBERIES IN PROGRESS													
ATTEMPTING OTHER ARREST													
CIVIL DISORDER													
HANDLING/TRANS PRISONER													
INVEST SUSP. PERSON/CIR													
AMBUSH - NO WARNING													
MENTALLY DERANGED													
TRAFFIC PURSUITS/STOPS	2			1	1			2					2
OTHER													
TOTAL	8			2	6			8					7
NUMBER W/ PERSONAL INJU													
NUMBER W/O PERSONAL INJ	8			2	6								
TIME OF ASSAULTS	12 AM	2 AM	4 AM	6 AM	8 AM	10 AM	NOON	2 PM	4 PM	6 PM	8 PM	10 PM	UNKNOWN
	2								2		2	2	

-182-

RETURN OF ARSON OFFENSES KNOWN TO LAW ENFORCEMENT

(1) PROPERTY CLASSIFICATION	(2) OFFENSES REPORTED OR KNOWN	(3) UNFOUNDED, FALSE OR BASELESS	(4) NUMBER OF ACTUAL OFFENSES	(5) CLEARED BY ARREST OR EXCEPTION	(6) CLEARANCES INVOLVING ONLY PERSONS < 18	(7) NORMALLY UNUSED STRUCTURES	(8) ESTIMATED VALUE OF DAMAGE
STRUCTURAL							
SINGLE OCCUP RESIDENT	1		1				
OTHER RESIDENTIAL	1		1				
STORAGE							
INDUSTRIAL/MANUFACTUR	1		1			1	
OTHER COMMERCIAL							
COMMUNITY/PUBLIC	2		2				
ALL OTHER STRUCTURES							
TOTAL:	5	0	5	0	0	1	\$0.00
MOBILE							
MOTOR VEHICLES	2		2			2	
OTHER MOBILE PROPERTY							
TOTAL:	2	0	2	0	0	2	\$0.00
OTHER							
OTHER							
TOTAL:	0	0	0	0	0	0	\$0.00
GRAND TOTAL	7	0	7	0	0	3	\$0.00

AGENCY: Kenai PD

MONTHS OF 1/91 to 12/91

OFFENSES KNOWN TO POLICE

CLASSIFICATION OF OFFENSES	OFFENSES REPORTED OR KNOWN	UNFOUNDED FALSE OR BASELESS	NUMBER OF ACTUAL OFFENSES	** OFFENSES CLEARED ** BY ARREST OR EXCEPTION JUVENILES ONLY	
				TOTAL	
CRIMINAL HOMICIDE					
MURDER & NONNEG MANSL	1		1	1	
MANSL BY NEGLIGENCE					
TOTAL	1	0	1	1	0
FORCIBLE RAPE					
RAPE BY FORCE	6	1	5	3	
ATTEMPTD FORCABLE RAPE					
TOTAL	6	1	5	3	0
ROBBERY					
FIREARM					
KNIFE/CUTTING INSTRMT					
OTHR DANGEROUS WEAPON					
STRONG-ARM (HANDS,FISTS)					
TOTAL	0	0	0	0	0
ASSAULT					
FIREARM	2		2	3	
KNIFE OR CUTTING INSTR.	4	1	3	3	
OTHER DANGEROUS WEAPON					
HANDS,FIST,FEET, AGGRAVTD	6		6	5	
OTHER ASSAULTS - SIMPLE	188	12	176	143	9
TOTAL	200	13	187	154	9
BURGLARY					
FORCIBLE ENTRY	37	2	35	9	3
UNLAWFUL ENTRY - NO FORCE	15	2	13	3	
ATTEMPTED FORCIBLE ENTRY	4		4		
TOTAL	56	4	52	12	3
LARCENY					
THEFT(EX MOTOR VEHICLES)	336	9	327	131	35
TOTAL	336	9	327	131	35
MOTOR VEHICLE THEFT					
AUTOS	22	4	18	10	5
TRUCKS AND BUSES					
OTHER VEHICLES	3		3		
TOTAL	25	4	21	10	5
GRAND TOTAL	624	31	593	311	52

PROPERTY STOLEN BY CLASSIFICATION

CLASSIFICATION OF OFFENSES	NUMBER OF ACTUAL OFFENSES		VALUE OF PROPERTY STOLEN	
MURDER/MANSLAUGHTER				
MURDER/NONNEG MANSLAUGHTER	1			
TOTAL	1	0	\$0.00	\$0.00
RAPE				
FORCIBLE RAPE	5			
TOTAL	5	0	\$0.00	\$0.00
ROBBERY				
HIGHWAY (STRT, ALLEYS, ETC)				
COMMERCIAL HOUSE				
GAS OR SERVICE STATION				
CHAIN STORE				
RESIDENCE				
BANK				
MISCELLANEOUS				
TOTAL	0	0	\$0.00	\$0.00
BURGLARY				
RESIDENCE (DWELLING)				
NIGHT (6PM - 6AM)	7		\$1,180.00	
DAY (6AM - 6PM)	7		\$1,300.00	
UNKNOWN	12		\$13,324.00	
NON-RESIDENCE (STORE ETC)				
NIGHT (6PM - 6AM)	6		\$1,327.00	
DAY (6AM - 6PM)	1			
UNKNOWN	19		\$3,965.00	
TOTAL	52	0	\$21,096.00	\$0.00
LARCENIES BY VALUE (EX MV)				
\$200 AND OVER	74		\$72,374.00	
\$50 TO \$200	58		\$5,961.00	
UNDER \$50	195		\$1,502.00	
LARCENIES BY TYPE				
POCKET - PICKING				
PURSE - SNATCHING				
SHOPLIFTING		71		\$964.00
FROM MOTOR VEHICLES		46		\$15,749.00
MOTOR VEH. PARTS & ACC.		8		\$1,580.00
BICYCLES		30		\$5,971.00
FROM BUILDINGS (EX C & H)				
FROM ANY COIN-OP MACHINES				
ALL OTHER		172		\$55,573.00
TOTAL	327	327	\$79,837.00	\$79,837.00
MOTOR VEHICLE THEFTS				
MOTOR VEHICLE THEFTS	21		\$73,720.00	
MOTOR VEHICLES RECOVERED				
STOLEN & REC'D LOCALLY		5		
STOLEN LOC & REC'D OTHER		10		
STOLEN OTHER & RECD LOCAL				
TOTAL	21	15	\$73,720.00	\$0.00
GRAND TOTAL	406		\$174,653.00	

AGENCY: Kenai PD

Months of 1/91 to 12/91

PROPERTY STOLEN/RECOVERED BY TYPE

TYPE OF PROPERTY -----	VALUE OF PROPERTY STOLEN -----	VALUE OF PROPERTY RECOVERED -----
CURRENCY, NOTES, ETC.	\$16,307.00	\$933.00
JEWELRY & PRECIOUS METALS	\$31,215.00	\$1,525.00
CLOTHING AND FURS	\$3,834.00	\$415.00
LOCALLY STOLEN MOTOR VEH.	\$58,500.00	\$46,150.00
OFFICE EQUIPMENT		
TV, RADIOS, CAMERAS, ETC.	\$8,539.00	\$560.00
FIREARMS	\$9,900.00	\$1,400.00
HOUSEHOLD GOODS	\$2,462.00	
CONSUMABLE GOODS	\$2,720.00	\$269.00
LIVESTOCK		
MISCELLANEOUS	\$41,176.00	\$6,108.00

GRAND TOTAL	\$174,653.00	\$57,360.00

AGE, SEX AND RACE OF PERSON ARRESTED

18 YEARS OF AGE AND OVER

OFFENSE	CLASS	SEX	A G E																	R A C E			
			18	19	20	21	22	23	24	25	30	35	40	45	50	55	60	65	TOTAL	WHT	BLK	IND	ASN
MURDER		M		1															1				
	01A	F	1																1		2		
MANSLAUGHTER		M																	0				
	01B	F																	0				
RAPE		M																	0				
	02	F																	0				
ROBBERY		M																	0				
	03	F																	0				
AGG. ASSAULT		M			1		1			3		2	1						8				
	04	F																	0	7		1	
BURGLARY		M	1	1	2	1													5				
	05	F																	0	4		1	
LARCENY		M	5	9	4	5	2	2	1	2	4	1	1	1	1				38				
	06	F	2	1	1	1	2	1	1	1	4		1		1			1	17	51		4	
MV. THEFT		M											1						1				
	07	F		1						1									2	2		1	
OTH. ASSLT		M	2	4	3	6	8	4	2	5	7	3	3			1		1	49				
	08	F				1				3	1	1							6	49		6	
ARSON		M																	0				
	09	F																	0				
FORGERY		M					1	1		1									3				
	10	F				1		1		1									3	6			
FRAUD		M					1			1		2							4				
	11	F		1				1											2	5		1	
EMBEZZLEMENT		M																	0				
	12	F						1											1	1			
STOLEN PROPERTY		M																	0				
	13	F																	0				
VANDALISM		M		1	4	1	1		1	3	3	1	1	1					17				
	14	F										1							1	13		5	
WEAPONS		M								3	1	2							6				
	15	F																	0	6			
PROSTITUTION		M																	0				
	16	F								1									1	1			
SEX OFFENSES		M								1									1				
	17	F																	0	1			
SALE/MANUFACTURE OF DRUGS																			0				
																			0				
NARCOTICS		M																	0				
	18A	F																	0				
MARIJUANA		M		1															1				
	18B	F																	0	1			

AGE, SEX AND RACE OF PERSON ARRESTED

18 YEARS OF AGE AND OVER

OFFENSE	CLASS	SEX	A G E																	R A C E			
			18	19	20	21	22	23	24	25	30	35	40	45	50	55	60	65	TOTAL	WHT	BLK	IND	ASN
SYNTHETIC NARCOTICS	M																		0				
18C	F																		0				
OTHER NON-NARCOTIC	M																		0				
18D	F																		0				
POSSESSION OF DRUGS																			0				
																			0				
NARCOTICS	M									1									1				
18E	F																		0	1			
MARIJUANA	M		5	1	2		1	1	1	8	3		1	1					24				
18F	F				1														1	22		3	
SYNTHETIC NARCOTICS	M																		0				
18G	F																		0				
OTHER NON-NARCOTIC	M																		0				
18H	F																		0				
DRUG ABUSE GRAND TOTAL	M																		0				
	F																		0				
GAMBLING																			0				
																			0				
BOOKMAKING	M																		0				
19A	F																		0				
NUMBERS	M																		0				
19B	F																		0				
OTHER GAMBLING	M																		1				
19C	F																		0	1			
FAMILY/CHILD	M																		0				
20	F																		0				
DRIV. INFLC.	M			2	4	3	3	8	3	25	24	17	11	5	7	1	1	1	115				
21	F			3	3	1	1	1	1	11	6	5	1	3					36	138	1	12	
LIQUOR	M		14	9	18														41				
22	F		2	2	4														8	48		1	
DISORDERLY	M				1					2		1			1				5				
24	F							1				1		1					3	6		2	
ALL OTHER	M		6	6	13	12	9	9	9	35	13	16	12	4	3			1	148				
26	F		5	2	1	5	2	1	3	8	5	2	3						37	170	2	13	
			33	35	52	28	27	25	17	90	55	45	31	12	12	3	1	3	469				
			10	10	10	9	5	7	5	26	16	10	5	4	1			1	119	535	3	50	
GRAND TOTAL			43	45	62	37	32	32	22	116	71	55	36	16	13	3	1	4	588	535	3	50	

AGE, SEX AND RACE OF PERSONS ARRESTED

UNDER 18 YEARS OF AGE

OFFENSE	CLASS	SEX	***** AGE *****						***** RACE *****			
			12/ UNDER	13 14	15	16	17	TOTAL UNDER 18	WHITE	BLACK	IND	ASIAN
MURDER	01A	M						0				
		F						0				
MANSLAUGHTER	01B	M						0				
		F						0				
RAPE	02	M						0				
		F						0				
ROBBERY	03	M						0				
		F						0				
AGG. ASSAULT	04	M						0				
		F						0				
BURGLARY	05	M	6	2	1			9				
		F	1					1	8	2		
LARCENY	06	M	5	12	9	7	5	38				
		F		4	2	5	4	15	50			3
MV. THEFT	07	M	2	2		3	2	9				
		F		1				1	8			2
OTH. ASSLTs.	08	M	2	5	3			10				
		F						0	8	2		
ARSON	09	M						0				
		F						0				
FORGERY	10	M						0				
		F						0				
FRAUD	11	M						0				
		F						0				
EMBEZZLEMENT	12	M						0				
		F						0				
STOLEN PROPERTY	13	M						0				
		F						0				
VANDALISM	14	M	3	7			2	12				
		F						0	7	2	3	
WEAPONS	15	M						0				
		F						0				
PROSTITUTION	16	M						0				
		F						0				
SEX OFFENSES	17	M						0				
		F						0				
SALE/MANUFACTURE OF DRUGS								0				
								0				
NARCOTICS	18A	M						0				
		F						0				
MARIJUANA	18B	M						0				
		F						0				
SYNTHETIC NARCOTICS	18C	M						0				
		F						0				

AGE, SEX AND RACE OF PERSONS ARRESTED

UNDER 18 YEARS OF AGE

OFFENSE	CLASS	SEX	***** AGE *****					***** RACE *****				
			12/ UNDER	13 14	15	16	17	TOTAL UNDER 18	WHITE	BLACK	IND	ASIAN
OTHER NON-NARCOTIC	18D	M						0				
		F						0				
POSSESSION OF DRUGS								0				
								0				
NARCOTICS	18E	M						0				
		F						0				
MARIJUANA	18F	M				1		1				
		F						0	1			
SYNTHETIC NARCOTICS	18G	M						0				
		F						0				
OTHER NON-NARCOTIC	18H	M						0				
		F						0				
DRUG ABUSE GRAND TOTAL		M						0				
		F						0				
GAMBLING								0				
								0				
BOOKMAKING	19A	M						0				
		F						0				
NUMBERS	19B	M						0				
		F						0				
OTHER GAMBLING	19C	M						0				
		F						0				
FAMILY/CHILD	20	M						0				
		F						0				
DRIV. INFLC.	21	M					1	1				
		F						0	1			
LIQUOR	22	M			1	3	4	8				
		F				1	1	2	10			
DISORDERLY	24	M				1		1				
		F						0	1			
CURFEW	28	M						0				
		F						0				
RUN-AWAYS	29	M					1	1				
		F						0	1			
ALL OTHER	26	M		2	2	2	1	2	7			
		F	2			1	2	5	9	2	1	
		M	18	30	16	16	17	97				
		F	3	5	2	7	7	24	104	8	9	
GRAND TOTAL			21	35	18	23	24	121	104	8	9	

AGENCY: Ketchikan PD

MONTHS OF 1/91 to 12/91

OFFENSES KNOWN TO POLICE

CLASSIFICATION OF OFFENSES	OFFENSES REPORTED OR KNOWN	UNFOUNDED FALSE OR BASELESS	NUMBER OF ACTUAL OFFENSES	** OFFENSES CLEARED ** BY ARREST OR EXCEPTION JUVENILES ONLY	
				TOTAL	
CRIMINAL HOMICIDE					
MURDER & NONNEG MANSL	1		1	1	
MANSL BY NEGLIGENCE					
TOTAL	1	0	1	1	0
FORCIBLE RAPE					
RAPE BY FORCE	12		12	4	2
ATTEMPTD FORCABLE RAPE	3	1	2	1	
TOTAL	15	1	14	5	2
ROBBERY					
FIREARM					
KNIFE/CUTTING INSTRMT					
OTHR DANGEROUS WEAPON	6	1	5		
STRONG-ARM (HANDS,FISTS)	2		2	2	
TOTAL	8	1	7	2	0
ASSAULT					
FIREARM	6		6	4	1
KNIFE OR CUTTING INSTR.	14		14	6	
OTHER DANGEROUS WEAPON	6		6	3	
HANDS,FIST,FEET, AGGRAVTD	1		1		
OTHER ASSAULTS - SIMPLE	397	28	369	188	11
TOTAL	424	28	396	201	12
BURGLARY					
FORCIBLE ENTRY	23		23	5	1
UNLAWFUL ENTRY - NO FORCE	51	1	50	15	11
ATTEMPTED FORCIBLE ENTRY	1		1	1	
TOTAL	75	1	74	21	12
LARCENY					
THEFT(EX MOTOR VEHICLES)	611	10	601	144	79
TOTAL	611	10	601	144	79
MOTOR VEHICLE THEFT					
AUTOS	38	4	34	3	2
TRUCKS AND BUSES	29	5	24	4	3
OTHER VEHICLES	10	1	9	2	2
TOTAL	77	10	67	9	7
GRAND TOTAL	1211	51	1160	383	112

PROPERTY STOLEN BY CLASSIFICATION

CLASSIFICATION OF OFFENSES	NUMBER OF ACTUAL OFFENSES		VALUE OF PROPERTY STOLEN	
MURDER/MANSLAUGHTER				
MURDER/NONNEG MANSLAUGHTER	1			
TOTAL	1	0	\$0.00	\$0.00
RAPE				
FORCIBLE RAPE	14			
TOTAL	14	0	\$0.00	\$0.00
ROBBERY				
HIGHWAY (STRT, ALLEYS, ETC)	3			
COMMERCIAL HOUSE				
GAS OR SERVICE STATION				
CHAIN STORE				
RESIDENCE	1			
BANK				
MISCELLANEOUS	3			
TOTAL	7	0	\$0.00	\$0.00
BURGLARY				
RESIDENCE (DWELLING)				
NIGHT (6PM - 6AM)	12			
DAY (6AM - 6PM)	10			
UNKNOWN	16			
NON-RESIDENCE (STORE ETC)				
NIGHT (6PM - 6AM)	24			
DAY (6AM - 6PM)	5			
UNKNOWN	7			
TOTAL	74	0	\$0.00	\$0.00
LARCENIES BY VALUE (EX MV)				
\$200 AND OVER	196			
\$50 TO \$200	156			
UNDER \$50	249			
LARCENIES BY TYPE				
POCKET - PICKING		3		
PURSE - SNATCHING				
SHOPLIFTING		123		
FROM MOTOR VEHICLES		82		
MOTOR VEH. PARTS & ACC.		24		
BICYCLES		72		
FROM BUILDINGS (EX C & H)		173		
FROM ANY COIN-OP MACHINES		2		
ALL OTHER		122		
TOTAL	601	601	\$0.00	\$0.00
MOTOR VEHICLE THEFTS				
MOTOR VEHICLE THEFTS	67			
MOTOR VEHICLES RECOVERED				
STOLEN & REC'D LOCALLY				
STOLEN LOC & REC'D OTHER				
STOLEN OTHER & RECD LOCAL				
TOTAL	67	0	\$0.00	\$0.00
GRAND TOTAL	764		\$0.00	

Ketchikan PD

FOR YEAR ENDING: 1991

RETURN OF ARSON OFFENSES KNOWN TO LAW ENFORCEMENT

(1) PROPERTY CLASSIFICATION	(2) OFFENSES REPORTED OR KNOWN	(3) UNFOUNDED, FALSE OR BASELESS	(4) NUMBER OF ACTUAL OFFENSES	(5) CLEARED BY ARREST OR EXCEPTION	(6) CLEARANCES INVOLVING ONLY PERSONS < 18	(7) NORMALLY UNUSED STRUCTURES	(8) ESTIMATED VALUE OF DAMAGE

STRUCTURAL							
SINGLE OCCUP RESIDENT	1		1	1			
OTHER RESIDENTIAL							
STORAGE							
INDUSTRIAL/MANUFACTUR							
OTHER COMMERCIAL	3		3	2	2		
COMMUNITY/PUBLIC	1		1				
ALL OTHER STRUCTURES	1		1				
TOTAL:	6	0	6	3	2	0	\$0.00

MOBILE							
MOTOR VEHICLES	1	1					
OTHER MOBILE PROPERTY							
TOTAL:	1	1	0	0	0	0	\$0.00

OTHER							
OTHER	6		6	6	6		
TOTAL:	6	0	6	6	6	0	\$0.00

GRAND TOTAL	13	1	12	9	8	0	\$0.00

AGENCY: Klawock PD

MONTHS OF 1/91 to 12/91

OFFENSES KNOWN TO POLICE

CLASSIFICATION OF OFFENSES	OFFENSES REPORTED OR KNOWN	UNFOUNDED FALSE OR BASELESS	NUMBER OF ACTUAL OFFENSES	** OFFENSES CLEARED **	
				BY ARREST OR EXCEPTION	JUVENILES ONLY
				TOTAL	
CRIMINAL HOMICIDE					
MURDER & NONNEG MANSL					
MANSL BY NEGLIGENCE					
TOTAL	0	0	0	0	0
FORCIBLE RAPE					
RAPE BY FORCE					
ATTEMPTD FORCABLE RAPE					
TOTAL	0	0	0	0	0
ROBBERY					
FIREARM					
KNIFE/CUTTING INSTRMT					
OTHR DANGEROUS WEAPON					
STRONG-ARM (HANDS,FISTS)					
TOTAL	0	0	0	0	0
ASSAULT					
FIREARM					
KNIFE OR CUTTING INSTR.					
OTHER DANGEROUS WEAPON					
HANDS,FIST,FEET, AGGRAVTD					
OTHER ASSAULTS - SIMPLE	41		41	33	3
TOTAL	41	0	41	33	3
BURGLARY					
FORCIBLE ENTRY	13		13		
UNLAWFUL ENTRY - NO FORCE	15	1	14	1	
ATTEMPTED FORCIBLE ENTRY	1		1		
TOTAL	29	1	28	1	0
LARCENY					
THEFT(EX MOTOR VEHICLES)	39		39	5	1
TOTAL	39	0	39	5	1
MOTOR VEHICLE THEFT					
AUTOS	3	1	2	1	1
TRUCKS AND BUSES	1		1	1	
OTHER VEHICLES					
TOTAL	4	1	3	2	1
GRAND TOTAL	113	2	111	41	5

PROPERTY STOLEN BY CLASSIFICATION

CLASSIFICATION OF OFFENSES	NUMBER OF ACTUAL OFFENSES		VALUE OF PROPERTY STOLEN	
MURDER/MANSLAUGHTER				
MURDER/NONNEG MANSLAUGHTER				
TOTAL	0	0	\$0.00	\$0.00
RAPE				
FORCIBLE RAPE				
TOTAL	0	0	\$0.00	\$0.00
ROBBERY				
HIGHWAY (STRT, ALLEYS, ETC)				
COMMERCIAL HOUSE				
GAS OR SERVICE STATION				
CHAIN STORE				
RESIDENCE				
BANK				
MISCELLANEOUS				
TOTAL	0	0	\$0.00	\$0.00
BURGLARY				
RESIDENCE (DWELLING)				
NIGHT (6PM - 6AM)				
DAY (6AM - 6PM)				
UNKNOWN	8			
NON-RESIDENCE (STORE ETC)				
NIGHT (6PM - 6AM)	2			
DAY (6AM - 6PM)	1			
UNKNOWN	17		\$160.00	
TOTAL	28	0	\$160.00	\$0.00
LARCENIES BY VALUE (EX MV)				
\$200 AND OVER	23		\$15,845.00	
\$50 TO \$200	5		\$535.00	
UNDER \$50	11		\$118.00	
LARCENIES BY TYPE				
POCKET - PICKING				
PURSE - SNATCHING				
SHOPLIFTING		2		\$286.00
FROM MOTOR VEHICLES		4		\$1,165.00
MOTOR VEH. PARTS & ACC.		3		\$1,450.00
BICYCLES				
FROM BUILDINGS (EX C & H)		13		\$11,290.00
FROM ANY COIN-OP MACHINES				
ALL OTHER		17		\$2,307.00
TOTAL	39	39	\$16,498.00	\$16,498.00
MOTOR VEHICLE THEFTS				
MOTOR VEHICLE THEFTS	3		\$5,500.00	
MOTOR VEHICLES RECOVERED				
STOLEN & REC'D LOCALLY		2		
STOLEN LOC & REC'D OTHER				
STOLEN OTHER & RECD LOCAL				
TOTAL	3	2	\$5,500.00	\$0.00
GRAND TOTAL	70		\$22,158.00	

AGENCY: Klawock PD

Months of 1/91 to 12/91

PROPERTY STOLEN/RECOVERED BY TYPE

TYPE OF PROPERTY	VALUE OF PROPERTY STOLEN	VALUE OF PROPERTY RECOVERED
CURRENCY, NOTES, ETC.	\$4,406.00	
JEWELRY & PRECIOUS METALS	\$4,000.00	
CLOTHING AND FURS		
LOCALLY STOLEN MOTOR VEH.	\$5,500.00	\$5,000.00
OFFICE EQUIPMENT	\$6.00	
TV, RADIOS, CAMERAS, ETC.	\$2,750.00	\$200.00
FIREARMS	\$800.00	\$800.00
HOUSEHOLD GOODS		
CONSUMABLE GOODS	\$356.00	\$286.00
LIVESTOCK		
MISCELLANEOUS	\$4,340.00	\$904.00
GRAND TOTAL	\$22,158.00	\$7,190.00

AGE, SEX AND RACE OF PERSON ARRESTED

18 YEARS OF AGE AND OVER

OFFENSE	CLASS	SEX	A G E																R A C E			
			18	19	20	21	22	23	24	25	30	35	40	45	50	55	60	65	TOTAL	WHT	BLK	IND
MURDER		M																0				
	01A	F																0				
MANSLAUGHTER		M																0				
	01B	F																0				
RAPE		M																0				
	02	F																0				
ROBBERY		M																0				
	03	F																0				
AGG. ASSAULT		M																0				
	04	F																0				
BURGLARY		M																0				
	05	F																0				
LARCENY		M												1				1				
	06	F																0	1			
MV. THEFT		M																0				
	07	F																0				
OTH. ASSETS		M			1		2			1	5	4	3	3	3			22				
	08	F									1		3			1		2	8		16	
ARSON		M																0				
	09	F																0				
FORGERY		M																0				
	10	F																0				
FRAUD		M		1	1	1				1				1				5				
	11	F				2			1			1	1					5	9		1	
EMBEZZLEMENT		M																0				
	12	F																0				
STOLEN PROPERTY		M																0				
	13	F																0				
VANDALISM		M														1		1				
	14	F									1							1	2			
WEAPONS		M			1		1				1							3				
	15	F																0	3			
PROSTITUTION		M																0				
	16	F																0				
SEX OFFENSES		M																0				
	17	F																0				
SALE/MANUFACTURE OF DRUGS																		0				
																		0				
NARCOTICS		M																0				
	18A	F																0				
MARIJUANA		M																0				
	18B	F																0				

AGE, SEX AND RACE OF PERSON ARRESTED

18 YEARS OF AGE AND OVER

OFFENSE	CLASS	SEX	A G E																	R A C E			
			18	19	20	21	22	23	24	25	30	35	40	45	50	55	60	65	TOTAL	WHT	BLK	IND	ASN
SYNTHETIC NARCOTICS		M																	0				
18C		F																	0				
OTHER NON-NARCOTIC		M																	0				
18D		F																	0				
POSSESSION OF DRUGS																			0				
																			0				
NARCOTICS		M																	0				
18E		F																	0				
MARIJUANA		M						1		1		1	1	1					5				
18F		F																	0	1		4	
SYNTHETIC NARCOTICS		M																	0				
18G		F																	0				
OTHER NON-NARCOTIC		M																	0				
18H		F																	0				
DRUG ABUSE GRAND TOTAL		M																	0				
		F																	0				
GAMBLING																			0				
																			0				
BOOKMAKING		M																	0				
19A		F																	0				
NUMBERS		M																	0				
19B		F																	0				
OTHER GAMBLING		M																	0				
19C		F																	0				
FAMILY/CHILD		M													1				1				
20		F																	0			1	
DRIV. INFLC		M		1	1					5	3	4	2	3	2	1			22				
21		F			1					1	2								4	16		9	1
LIQUOR		M	2	5	7	1		1				2	2	1	2	1			24				
22		F			2					1	1								4	17		11	
DISORDERLY		M						1			1	1	1						4				
24		F						1											1	1		4	
ALL OTHER		M		3	5	1	4	6	1	17	12	14	4	4	4	1			76				
26		F	1	1				1	1	2	6	2	1						15	59		26	6
			2	10	16	3	8	8	1	25	22	26	14	13	13	3			164				
			1	1	3	2	1	1	2	4	11	3	2			1			32	117		72	7
GRAND TOTAL			3	11	19	5	9	9	3	29	33	29	16	13	13	4	0	0	196	117		72	7

AGE, SEX AND RACE OF PERSONS ARRESTED

UNDER 18 YEARS OF AGE

OFFENSE	CLASS	SEX	***** AGE *****					***** RACE *****				
			12/ UNDER	13 14	15	16	17	TOTAL UNDER 18	WHITE	BLACK	IND	ASIAN
MURDER	01A	M						0				
		F						0				
MANSLAUGHTER	01B	M						0				
		F						0				
RAPE	02	M						0				
		F						0				
ROBBERY	03	M						0				
		F						0				
AGG. ASSAULT	04	M						0				
		F						0				
BURGLARY	05	M						0				
		F						0				
LARCENY	06	M				1		1				
		F						0			1	
MV. THEFT	07	M			1			1				
		F						0			1	
OTH. ASSLTs.	08	M		2		1	1	4				
		F						0			4	
ARSON	09	M						0				
		F						0				
FORGERY	10	M						0				
		F						0				
FRAUD	11	M						0				
		F						0				
EMBEZZLEMENT	12	M						0				
		F						0				
STOLEN PROPERTY	13	M						0				
		F						0				
VANDALISM	14	M	2	2		1		5				
		F						0			5	
WEAPONS	15	M						0				
		F						0				
PROSTITUTION	16	M						0				
		F						0				
SEX OFFENSES	17	M						0				
		F						0				
SALE/MANUFACTURE OF DRUGS								0				
								0				
NARCOTICS	18A	M						0				
		F						0				
MARIJUANA	18B	M						0				
		F						0				
SYNTHETIC NARCOTICS	18C	M						0				
		F						0				

AGE, SEX AND RACE OF PERSONS ARRESTED

UNDER 18 YEARS OF AGE

OFFENSE	CLASS	SEX	***** AGE *****					***** RACE *****				
			12/ UNDER	13 14	15	16	17	TOTAL UNDER 18	WHITE	BLACK	IND	ASIAN
OTHER NON-NARCOTIC	18D	M						0				
		F						0				
POSSESSION OF DRUGS								0				
								0				
NARCOTICS	18E	M						0				
		F						0				
MARIJUANA	18F	M						0				
		F						0				
SYNTHETIC NARCOTICS	18G	M						0				
		F						0				
OTHER NON-NARCOTIC	18H	M						0				
		F						0				
DRUG ABUSE GRAND TOTAL		M						0				
		F						0				
GAMBLING								0				
								0				
BOOKMAKING	19A	M						0				
		F						0				
NUMBERS	19B	M						0				
		F						0				
OTHER GAMBLING	19C	M						0				
		F						0				
FAMILY/CHILD	20	M						0				
		F						0				
DRIV. INFLC.	21	M						0				
		F						0				
LIQUOR	22	M		3	4	2	5	14				
		F						0	3		11	
DISORDERLY	24	M		2				2				
		F						0			2	
CURFEW	28	M						0				
		F						0				
RUN-AWAYS	29	M						0				
		F						0				
ALL OTHER	26	M		6	5	3	5	19				
		F						0	6		13	
		M	2	15	10	8	11	46				
		F						0	9		37	
GRAND TOTAL			2	15	10	8	11	46	9		37	

RETURN OF ARSON OFFENSES KNOWN TO LAW ENFORCEMENT

(1) PROPERTY CLASSIFICATION	(2) OFFENSES REPORTED OR KNOWN	(3) UNFOUNDED, FALSE OR BASELESS	(4) NUMBER OF ACTUAL OFFENSES	(5) CLEARED BY ARREST OR EXCEPTION	(6) CLEARANCES INVOLVING ONLY PERSONS < 18	(7) NORMALLY UNUSED STRUCTURES	(8) ESTIMATED VALUE OF DAMAGE
<hr/>							
STRUCTURAL							
SINGLE OCCUP RESIDENT							
OTHER RESIDENTIAL							
STORAGE	1		1			1	
INDUSTRIAL/MANUFACTUR							
OTHER COMMERCIAL							
COMMUNITY/PUBLIC							
ALL OTHER STRUCTURES							
TOTAL:	1	0	1	0	0	1	\$0.00
<hr/>							
MOBILE							
MOTOR VEHICLES							
OTHER MOBILE PROPERTY							
TOTAL:	0	0	0	0	0	0	\$0.00
<hr/>							
OTHER							
OTHER							
TOTAL:	0	0	0	0	0	0	\$0.00
<hr/>							
GRAND TOTAL	1	0	1	0	0	1	\$0.00

AGENCY: Kodiak PD

MONTHS OF 1/91 to 12/91

OFFENSES KNOWN TO POLICE

CLASSIFICATION OF OFFENSES	OFFENSES REPORTED OR KNOWN	UNFOUNDED FALSE OR BASELESS	NUMBER OF ACTUAL OFFENSES	** OFFENSES CLEARED **	
				BY ARREST OR TOTAL	EXCEPTION JUVENILES ONLY
CRIMINAL HOMICIDE					
MURDER & NONNEG MANSL					
MANSL BY NEGLIGENCE					
TOTAL	0	0	0	0	0
FORCIBLE RAPE					
RAPE BY FORCE	3		3	2	
ATTEMPTD FORCABLE RAPE					
TOTAL	3	0	3	2	0
ROBBERY					
FIREARM	7		7	3	
KNIFE/CUTTING INSTRMT					
OTHR DANGEROUS WEAPON					
STRONG-ARM (HANDS, FISTS)					
TOTAL	7	0	7	3	0
ASSAULT					
FIREARM	3		3	2	
KNIFE OR CUTTING INSTR.	13		13	13	
OTHER DANGEROUS WEAPON					
HANDS, FIST, FEET, AGGRAVTD	3		3	3	
OTHER ASSAULTS - SIMPLE	178		178	123	
TOTAL	197	0	197	141	0
BURGLARY					
FORCIBLE ENTRY	108	3	105	45	1
UNLAWFUL ENTRY - NO FORCE	1		1	1	
ATTEMPTED FORCIBLE ENTRY					
TOTAL	109	3	106	46	1
LARCENY					
THEFT(EX MOTOR VEHICLES)	394	3	391	260	16
TOTAL	394	3	391	260	16
MOTOR VEHICLE THEFT					
AUTOS	61	2	59	36	
TRUCKS AND BUSES					
OTHER VEHICLES					
TOTAL	61	2	59	36	0
GRAND TOTAL	771	8	763	488	17

PROPERTY STOLEN BY CLASSIFICATION

CLASSIFICATION OF OFFENSES	NUMBER OF ACTUAL OFFENSES		VALUE OF PROPERTY STOLEN	
MURDER/MANSLAUGHTER				
MURDER/NONNEG MANSLAUGHTER				
TOTAL	0	0	\$0.00	\$0.00
RAPE				
FORCIBLE RAPE	3			
TOTAL	3	0	\$0.00	\$0.00
ROBBERY				
HIGHWAY (STRT, ALLEYS, ETC)				
COMMERCIAL HOUSE	3			
GAS OR SERVICE STATION				
CHAIN STORE	1			
RESIDENCE				
BANK	2			
MISCELLANEOUS	1			
TOTAL	7	0	\$0.00	\$0.00
BURGLARY				
RESIDENCE (DWELLING)				
NIGHT (6PM - 6AM)	11			
DAY (6AM - 6PM)	7			
UNKNOWN	13			
NON-RESIDENCE (STORE ETC)				
NIGHT (6PM - 6AM)	24			
DAY (6AM - 6PM)	39		\$800.00	
UNKNOWN	12			
TOTAL	106	0	\$800.00	\$0.00
LARCENIES BY VALUE (EX MV)				
\$200 AND OVER				
\$50 TO \$200				
UNDER \$50	391			
LARCENIES BY TYPE				
POCKET - PICKING				
PURSE - SNATCHING				
SHOPLIFTING		22		
FROM MOTOR VEHICLES		35		
MOTOR VEH. PARTS & ACC.		5		
BICYCLES		69		
FROM BUILDINGS (EX C & H)		3		
FROM ANY COIN-OP MACHINES		1		
ALL OTHER		256		
TOTAL	391	391	\$0.00	\$0.00
MOTOR VEHICLE THEFTS				
MOTOR VEHICLE THEFTS	59			
MOTOR VEHICLES RECOVERED				
STOLEN & REC'D LOCALLY				
STOLEN LOC & REC'D OTHER				
STOLEN OTHER & RECD LOCAL				
TOTAL	59	0	\$0.00	\$0.00
GRAND TOTAL	566		\$800.00	

AGENCY: Kodiak PD

Months of 1/91 to 12/91

PROPERTY STOLEN/RECOVERED BY TYPE

TYPE OF PROPERTY	VALUE OF PROPERTY STOLEN	VALUE OF PROPERTY RECOVERED
CURRENCY, NOTES, ETC.		
JEWELRY & PRECIOUS METALS		
CLOTHING AND FURS		
LOCALLY STOLEN MOTOR VEH.		
OFFICE EQUIPMENT		
TV, RADIOS, CAMERAS, ETC.		
FIREARMS		
HOUSEHOLD GOODS		
CONSUMABLE GOODS		
LIVESTOCK		
MISCELLANEOUS	\$800.00	
GRAND TOTAL	\$800.00	\$0.00

AGE, SEX AND RACE OF PERSON ARRESTED

18 YEARS OF AGE AND OVER

OFFENSE	CLASS	SEX	A G E																	R A C E											
			18	19	20	21	22	23	24	25	29	30	34	35	39	40	44	45	49	50	54	55	59	60	64	65	OV	TOTAL	WHT	BLK	IND
MURDER		M																									0				
	01A	F																									0				
MANSLAUGHTER		M																									0				
	01B	F																									0				
RAPE		M																									0				
	02	F																									0				
ROBBERY		M										1															1				
	03	F																									0			1	
AGG ASSAULT		M							4		1	6					1										12				
	04	F						1					1														2	8	1	3	2
BURGLARY		M							1			1	2	1													5				
	05	F																									0	3		1	1
LARCENY		M	2	2	3	1	2	4	3	11	14	6	9	5	1										2	65					
	06	F	2								5	3				1	1									12	54	2	10	11	
MV. THEFT		M						1																		1					
	07	F																								0	1				
OTH. ASSLT.		M		2	12	3	1	2	1	13	14	9	4	3												64					
	08	F		1			1	1	1	3	1	2														10	36	3	12	23	
ARSON		M										1														1					
	09	F																								0	1				
FORGERY		M	1																							1					
	10	F									7															7	8				
FRAUD		M										1														1					
	11	F																								0	1				
EMBEZZLEMENT		M																								0					
	12	F																								0					
STOLEN PROPERTY		M																								0					
	13	F																								0					
VANDALISM		M	1	1	2	1		3		8	5	4														25					
	14	F					1						2													3	16	2	4	6	
WEAPONS		M		1			1	1		1	3	1	2													10					
	15	F																								0	8		1	1	
PROSTITUTION		M																								0					
	16	F																								0					
SEX OFFENSES		M						5		2																7					
	17	F																								0	4		1	2	
SALE/MANUFACTURE OF DRUGS																										0					
																										0					
NARCOTICS		M		1		2		3	5	4	3	4	3						1						1	27					
	18A	F																								0	18	3	2	4	
MARIJUANA		M				1							1	1												3					
	18B	F																								0	3				

AGE, SEX AND RACE OF PERSON ARRESTED

18 YEARS OF AGE AND OVER

OFFENSE	CLASS	SEX	A G E																	R A C E			
			18	19	20	21	22	23	24	25	30	35	40	45	50	55	60	65	TOTAL	WHT	BLK	IND	ASN
SYNTHETIC NARCOTICS	M																		0				
18C	F																		0				
OTHER NON-NARCOTIC	M																		0				
18D	F																		0				
POSSESSION OF DRUGS																			0				
																			0				
NARCOTICS	M										1								1				
18E	F																		0	1			
MARIJUANA	M					2		1			5		1	1					10				
18F	F																		0	6		3	1
SYNTHETIC NARCOTICS	M																		0				
18G	F																		0				
OTHER NON-NARCOTIC	M																		0				
18H	F																		0				
DRUG ABUSE GRAND TOTAL	M																		0				
	F																		0				
GAMBLING																			0				
																			0				
BOOKMAKING	M																		0				
19A	F																		0				
NUMBERS	M																		0				
19B	F																		0				
OTHER GAMBLING	M																		0				
19C	F																		0				
FAMILY/CHILD	M			1	1	1													3				
20	F																		0	1		1	1
DRIV. INFLC.	M		1		3	5	4	5	5	19	19	17	12	4	3	2	3	1	103				
21	F						2		1	4	12	2	3	2					26	85		21	23
LIQUOR	M		13	23	16			1		1	1								55				
22	F			1															1	43		9	4
DISORDERLY	M				3	4	2	2		6	10	2	3	2	1		1		36				
24	F						1			1	1	1							4	11	1	16	12
ALL OTHER	M		11	19	18	25	14	18	17	77	73	59	37	8	6	3	1	3	389				
26	F		1				4		1	5	14	3	3	4				1	36	294	10	67	54
			29	50	58	45	25	50	31	144	159	104	72	24	12	5	5	7	820				
			3	2			10	1	3	25	31	11	7	7				1	101	602	22	152	145
GRAND TOTAL			32	52	58	45	35	51	34	169	190	115	79	31	12	5	5	8	921	602	22	152	145

AGE, SEX AND RACE OF PERSONS ARRESTED

UNDER 18 YEARS OF AGE

OFFENSE	CLASS	SEX	***** AGE *****					***** RACE *****			
			12/ UNDER	13 14	15	16	17	TOTAL UNDER 18	WHITE	BLACK	IND ASIAN
MURDER	01A	M						0			
		F						0			
MANSLAUGHTER	01B	M						0			
		F						0			
RAPE	02	M						0			
		F						0			
ROBBERY	03	M						0			
		F						0			
AGG. ASSAULT	04	M						0			
		F						0			
BURGLARY	05	M						0			
		F		1				1	1		
LARCENY	06	M	5	2	6	2		15			
		F	1	2			1	4	17		2
MV. THEFT	07	M						0			
		F						0			
OTH. ASSLTs.	08	M						0			
		F						0			
ARSON	09	M						0			
		F						0			
FORGERY	10	M						0			
		F						0			
FRAUD	11	M						0			
		F						0			
EMBEZZLEMENT	12	M						0			
		F						0			
STOLEN PROPERTY	13	M						0			
		F						0			
VANDALISM	14	M		1	1		1	3			
		F						0	3		
WEAPONS	15	M						0			
		F						0			
PROSTITUTION	16	M						0			
		F						0			
SEX OFFENSES	17	M						0			
		F						0			
SALE/MANUFACTURE OF DRUGS								0			
								0			
NARCOTICS	18A	M						0			
		F						0			
MARIJUANA	18B	M				1		1			
		F						0			1
SYNTHETIC NARCOTICS	18C	M						0			
		F						0			

AGE, SEX AND RACE OF PERSONS ARRESTED

UNDER 18 YEARS OF AGE

OFFENSE	CLASS	SEX	***** AGE *****					***** RACE *****				
			12/ UNDER	13 14	15	16	17	TOTAL UNDER 18	WHITE	BLACK	IND	ASIAN
OTHER NON-NARCOTIC	18D	M						0				
		F						0				
POSSESSION OF DRUGS								0				
								0				
NARCOTICS	18E	M						0				
		F						0				
MARIJUANA	18F	M						0				
		F						0				
SYNTHETIC NARCOTICS	18G	M						0				
		F						0				
OTHER NON-NARCOTIC	18H	M						0				
		F						0				
DRUG ABUSE GRAND TOTAL		M						0				
		F						0				
GAMBLING								0				
								0				
BOOKMAKING	19A	M						0				
		F						0				
NUMBERS	19B	M						0				
		F						0				
OTHER GAMBLING	19C	M						0				
		F						0				
FAMILY/CHILD	20	M						0				
		F						0				
DRIV. INFLC.	21	M				1	1	2				
		F						0	2			
LIQUOR	22	M		1		2	6	9				
		F			1	1		2	10		1	
DISORDERLY	24	M						0				
		F						0				
CURFEW	28	M		1				1				
		F						0	1			
RUN-AWAYS	29	M						0				
		F						0				
ALL OTHER	26	M			1	1	1	3				
		F				1	1	2	3			2
		M	5	5	8	7	9	34				
		F	1	3	1	2	2	9	37		4	2
GRAND TOTAL			6	8	9	9	11	43	37		4	2

AGENCY: Kodiak PD

YEAR ENDING 1991

LAW ENFORCEMENT OFFICERS KILLED OR ASSAULTED

TYPE OF ACTIVITY	TOTAL	KNIFE OTHER		HANDS	TWO	ONE MAN	DETECT OR		OTHER		POLICE
	ASSLTS	OTHER DANGER		FIST	MAN	VEHICLE	SPECIAL	ASSIGN	ALONE	ASSIST	ASSAULTS
	WEAPON (A)	FIREARM (B)	INSTR (C)	WEAPON (D)	FEET (E)	VEH (F)	ALONE (G)	ASSIST (H)	ALONE (I)	ASSIST (J)	CLEARED (K) (L) (M)
RESPOND TO DISTURB CALL	4		2		2			3			1 4
BURGLARIES IN PROGRESS											
ROBBERIES IN PROGRESS											
ATTEMPTING OTHER ARREST											
CIVIL DISORDER											
HANDLING/TRANS PRISONER	1				1						1 1
INVEST SUSP. PERSON/CIR											
AMBUSH - NO WARNING											
MENTALLY DERANGED											
TRAFFIC PURSUITS/STOPS											
OTHER											
TOTAL	5		2		3			3			2 5
NUMBER W/ PERSONAL INJU											
NUMBER W/O PERSONAL INJ	5		2		3						
TIME OF ASSAULTS	12 AM	2 AM	4 AM	6 AM	8 AM	10 AM	NOON	2 PM	4 PM	6 PM	8 PM 10 PM UNKNOWN
	1							1		2	1

OFFICERS KILLED BY FELONIOUS ACTS: 0
 OFFICERS KILLED BY ACCIDENT OR NEGLIGENCE: 0

 TOTAL OFFICERS KILLED: 0

Kodiak PD

FOR YEAR ENDING: 1991

RETURN OF ARSON OFFENSES KNOWN TO LAW ENFORCEMENT

(1)	(2)	(3)	(4)	(5)	(6)	(7)	(8)
PROPERTY CLASSIFICATION	OFFENSES REPORTED OR KNOWN	UNFOUNDED, FALSE OR BASELESS	NUMBER OF ACTUAL OFFENSES	CLEARED BY ARREST OR EXCEPTION	CLEARANCES INVOLVING ONLY PERSONS < 18	NORMALLY UNUSED STRUCTURES	ESTIMATED VALUE OF DAMAGE

STRUCTURAL							
SINGLE OCCUP RESIDENT							
OTHER RESIDENTIAL							
STORAGE							
INDUSTRIAL/MANUFACTUR							
OTHER COMMERCIAL							
COMMUNITY/PUBLIC	1		1	1			
ALL OTHER STRUCTURES							
TOTAL:	1	0	1	1	0	0	\$0.00

MOBILE							
MOTOR VEHICLES							
OTHER MOBILE PROPERTY							
TOTAL:	0	0	0	0	0	0	\$0.00

OTHER							
OTHER							
TOTAL:	0	0	0	0	0	0	\$0.00

GRAND TOTAL	1	0	1	1	0	0	\$0.00

AGENCY: Kotzebue PD

MONTHS OF 1/91 to 12/91

OFFENSES KNOWN TO POLICE

CLASSIFICATION OF OFFENSES	OFFENSES REPORTED OR KNOWN	UNFOUNDED FALSE OR BASELESS	NUMBER OF ACTUAL OFFENSES	** OFFENSES CLEARED **	
				BY ARREST OR TOTAL	EXCEPTION JUVENILES ONLY
CRIMINAL HOMICIDE					
MURDER & NONNEG MANSL					
MANSL BY NEGLIGENCE	1		1	1	
TOTAL	1	0	1	1	0
FORCIBLE RAPE					
RAPE BY FORCE					
ATTEMPTD FORCABLE RAPE					
TOTAL	0	0	0	0	0
ROBBERY					
FIREARM					
KNIFE/CUTTING INSTRMT					
OTHR DANGEROUS WEAPON					
STRONG-ARM (HANDS, FISTS)	1		1	1	
TOTAL	1	0	1	1	0
ASSAULT					
FIREARM					
KNIFE OR CUTTING INSTR.					
OTHER DANGEROUS WEAPON					
HANDS, FIST, FEET, AGGRAVTD	3		3	2	
OTHER ASSAULTS - SIMPLE	173	30	143	147	
TOTAL	176	30	146	149	0
BURGLARY					
FORCIBLE ENTRY	14	3	11	5	
UNLAWFUL ENTRY - NO FORCE	9		9	5	
ATTEMPTED FORCIBLE ENTRY	1		1	1	
TOTAL	24	3	21	11	0
LARCENY					
THEFT(EX MOTOR VEHICLES)	107	5	102	55	
TOTAL	107	5	102	55	0
MOTOR VEHICLE THEFT					
AUTOS	113	23	90	70	3
TRUCKS AND BUSES					
OTHER VEHICLES					
TOTAL	113	23	90	70	3
GRAND TOTAL	422	61	361	287	3

PROPERTY STOLEN BY CLASSIFICATION

CLASSIFICATION OF OFFENSES	NUMBER OF ACTUAL OFFENSES		VALUE OF PROPERTY STOLEN	
MURDER/MANSLAUGHTER				
MURDER/NONNEG MANSLAUGHTER				
TOTAL	0	0	\$0.00	\$0.00
RAPE				
FORCIBLE RAPE				
TOTAL	0	0	\$0.00	\$0.00
ROBBERY				
HIGHWAY (STRT, ALLEYS, ETC)				
COMMERCIAL HOUSE				
GAS OR SERVICE STATION				
CHAIN STORE				
RESIDENCE	1		\$300.00	
BANK				
MISCELLANEOUS				
TOTAL	1	0	\$300.00	\$0.00
BURGLARY				
RESIDENCE (DWELLING)				
NIGHT (6PM - 6AM)	3		\$700.00	
DAY (6AM - 6PM)	7		\$675.00	
UNKNOWN	1			
NON-RESIDENCE (STORE ETC)				
NIGHT (6PM - 6AM)	2			
DAY (6AM - 6PM)	7		\$3,569.00	
UNKNOWN	1		\$5,000.00	
TOTAL	21	0	\$9,944.00	\$0.00
LARCENIES BY VALUE (EX MV)				
\$200 AND OVER	20		\$14,651.00	
\$50 TO \$200	47		\$6,567.00	
UNDER \$50	35		\$231.00	
LARCENIES BY TYPE				
POCKET - PICKING		5		\$729.00
PURSE - SNATCHING		1		\$5.00
SHOPLIFTING		16		\$1,577.00
FROM MOTOR VEHICLES		3		\$5,800.00
MOTOR VEH. PARTS & ACC.		3		\$125.00
BICYCLES		42		\$6,445.00
FROM BUILDINGS (EX C & H)		12		\$2,453.00
FROM ANY COIN-OP MACHINES				
ALL OTHER		20		\$4,315.00
TOTAL	102	102	\$21,449.00	\$21,449.00
MOTOR VEHICLE THEFTS				
MOTOR VEHICLE THEFTS	90		\$300,450.00	
MOTOR VEHICLES RECOVERED				
STOLEN & REC'D LOCALLY		54		
STOLEN LOC & REC'D OTHER				
STOLEN OTHER & RECD LOCAL				
TOTAL	90	54	\$300,450.00	\$0.00
GRAND TOTAL	214		\$332,143.00	

AGENCY: Kotzebue PD

Months of 1/91 to 12/91

PROPERTY STOLEN/RECOVERED BY TYPE

TYPE OF PROPERTY	VALUE OF PROPERTY STOLEN	VALUE OF PROPERTY RECOVERED
-----	-----	-----
CURRENCY, NOTES, ETC.	\$1,565.00	\$529.00
JEWELRY & PRECIOUS METALS	\$1,710.00	
CLOTHING AND FURS	\$1,914.00	\$1,826.00
LOCALLY STOLEN MOTOR VEH.	\$308,995.00	\$222,470.00
OFFICE EQUIPMENT	\$6,500.00	
TV, RADIOS, CAMERAS, ETC.	\$575.00	
FIREARMS	\$6,116.00	\$4,798.00
HOUSEHOLD GOODS		
CONSUMABLE GOODS	\$332.00	\$111.00
LIVESTOCK		
MISCELLANEOUS	\$4,436.00	\$1,810.00
-----	-----	-----
GRAND TOTAL	\$332,143.00	\$231,544.00

AGE, SEX AND RACE OF PERSON ARRESTED

18 YEARS OF AGE AND OVER

OFFENSE	CLASS	SEX	A G E																	R A C E			
			18	19	20	21	22	23	24	25 29	30 34	35 39	40 44	45 49	50 54	55 59	60 64	65 OV	TOTAL	WHT	BLK	IND	ASN
MURDER		M																	0				
	01A	F																	0				
MANSLAUGHTER		M					1												1				
	01B	F																	0			1	
RAPE		M																	0				
	02	F																	0				
ROBBERY		M																	0				
	03	F																	0				
AGG. ASSAULT		M									1								1				
	04	F								1									1			2	
BURGLARY		M							1	2	1		1						5				
	05	F																	0			5	
LARCENY		M				1				6		2	1			1			11				
	06	F								1	2								3			14	
MV. THEFT		M				1				2									3				
	07	F																	0			3	
OTH. ASSLTs		M	1		1	7	1	2	2	14	12	6	4						50				
	08	F	1	2	1	1				2			1		1		1		10	2		58	
ARSON		M																	0				
	09	F																	0				
FORGERY		M																	0				
	10	F																	0				
FRAUD		M																	0				
	11	F																	0				
EMBEZZLEMENT		M																	0				
	12	F																	0				
STOLEN PROPERTY		M					1			3									4				
	13	F																	0			4	
VANDALISM		M	1		1			1		4	3			1					11				
	14	F							1	1									2			13	
WEAPONS		M									1								1				
	15	F																	0			1	
PROSTITUTION		M																	0				
	16	F																	0				
SEX OFFENSES		M								5			1						6				
	17	F																	0			6	
SELL/MANUFACTURE OF DRUGS																			0				
																			0				
NARCOTICS		M																	0				
	18A	F																	0				
MARIJUANA		M																	0				
	18B	F																	0				

AGE, SEX AND RACE OF PERSON ARRESTED

18 YEARS OF AGE AND OVER

OFFENSE	CLASS	SEX	A G E																	R A C E			
			18	19	20	21	22	23	24	25	30	35	40	45	50	55	60	65	TOTAL	WHT	BLK	IND	ASN
SYNTHETIC NARCOTICS	M																		0				
18C	F																		0				
OTHER NON-NARCOTIC	M																		0				
18D	F																		0				
POSSESSION OF DRUGS																			0				
																			0				
NARCOTICS	M																		0				
18E	F																		0				
MARIJUANA	M								1		1								2				
18F	F																		0			2	
SYNTHETIC NARCOTICS	M																		0				
18G	F																		0				
OTHER NON-NARCOTIC	M																		0				
18H	F																		0				
DRUG ABUSE GRAND TOTAL	M																		0				
	F																		0				
GAMBLING																			0				
																			0				
BOOKMAKING	M																		0				
19A	F																		0				
NUMBERS	M																		0				
19B	F																		0				
OTHER GAMBLING	M																		0				
19C	F																		0				
FAMILY/CHILD	M																		0				
20	F																		0				
DRIV. INFLC.	M		1	1	2	3	1	3	3	15	4	4	1	2	2				42				
21	F					1	1			2	1	2							7	1		48	
LIQUOR	M		3		1	1				2	3	2	1						13				
22	F			1	1						1	1							4			17	
DISORDERLY	M				1			1	1	5				2	1				11				
24	F		1		1					1	1								4	2		13	
ALL OTHER	M		2		1	4		2	5	29	14	3	5	3	2	1		1	72				
26	F			2	1	3		2	1	3	1		1		1			15	2		85		
			8	1	8	16	4	9	13	87	40	17	14	8	5	2		1	233				
			2	5	4	5	1	2	2	11	6	3	2		2		1	46	7		272		
GRAND TOTAL			10	6	12	21	5	11	15	98	46	20	16	8	7	2	1	1	279	7		272	

AGE, SEX AND RACE OF PERSONS ARRESTED

UNDER 18 YEARS OF AGE

OFFENSE	CLASS	SEX	***** AGE *****					***** RACE *****				
			12/ UNDER	13 14	15	16	17	TOTAL UNDER 18	WHITE	BLACK	IND	ASIAN
MURDER	01A	M						0				
		F						0				
MANSLAUGHTER	01B	M						0				
		F						0				
RAPE	02	M						0				
		F						0				
ROBBERY	03	M						0				
		F						0				
AGG. ASSAULT	04	M						0				
		F						0				
BURGLARY	05	M						0				
		F						0				
LARCENY	06	M						0				
		F						0				
MV. THEFT	07	M			2		1	3				
		F						0			3	
OTH. ASSLTs.	08	M						0				
		F						0				
ARSON	09	M						0				
		F						0				
FORGERY	10	M						0				
		F						0				
FRAUD	11	M						0				
		F						0				
EMBEZZLEMENT	12	M						0				
		F						0				
STOLEN PROPERTY	13	M						0				
		F						0				
VANDALISM	14	M			1			1				
		F						0			1	
WEAPONS	15	M						0				
		F						0				
PROSTITUTION	16	M						0				
		F						0				
SEX OFFENSES	17	M						0				
		F						0				
SALE/MANUFACTURE OF DRUGS								0				
								0				
NARCOTICS	18A	M						0				
		F						0				
MARIJUANA	18B	M						0				
		F						0				
SYNTHETIC NARCOTICS	18C	M						0				
		F						0				

AGENCY: Kotzebue PD

MONTHS OF: 1/91 to 12/91

AGE, SEX AND RACE OF PERSONS ARRESTED

UNDER 18 YEARS OF AGE

OFFENSE	CLASS	SEX	***** AGE *****					***** RACE *****				
			12/ UNDER	13 14	15	16	17	TOTAL UNDER 18	WHITE	BLACK	IND	ASIAN
OTHER NON-NARCOTIC	18D	M						0				
		F						0				
POSSESSION OF DRUGS								0				
								0				
NARCOTICS	18E	M						0				
		F						0				
MARIJUANA	18F	M						0				
		F						0				
SYNTHETIC NARCOTICS	18G	M						0				
		F						0				
OTHER NON-NARCOTIC	18H	M						0				
		F						0				
DRUG ABUSE GRAND TOTAL		M						0				
		F						0				
GAMBLING								0				
								0				
BOOKMAKING	19A	M						0				
		F						0				
NUMBERS	19B	M						0				
		F						0				
OTHER GAMBLING	19C	M						0				
		F						0				
FAMILY/CHILD	20	M						0				
		F						0				
DRIV. INFLC.	21	M					1	1			1	
		F						0				
LIQUOR	22	M				1		1				
		F						0			1	
DISORDERLY	24	M						0				
		F						0				
CURFEW	28	M						0				
		F		1		1		2			2	
RUN-AWAYS	29	M						0				
		F						0				
ALL OTHER	26	M						0				
		F						0				
		M			3	1	2	6				
		F		1		1		2			8	
GRAND TOTAL			0	1	3	2	2	8			8	

AGENCY: Kotzebue PD

YEAR ENDING 1991

LAW ENFORCEMENT OFFICERS KILLED OR ASSAULTED

TYPE OF ACTIVITY	TOTAL		KNIFE OTHER	HANDS TWO	ONE MAN	DETECT OR					POLICE		
	ASSLTs		OTHER DANGER	FIST	MAN	SPECIAL ASSIGN	OTHER	ASSAULTS					
	WEAPON	FIREARM	INSTR	WEAPON	FEET	VEH	ALONE	ASSIST	ALONE	ASSIST	CLEARED		
	(A)	(B)	(C)	(D)	(E)	(F)	(G)	(H)	(I)	(J)	(K)	(L)	(M)
RESPOND TO DISTURB CALL	2				2		2						1
BURGLARIES IN PROGRESS													
ROBBERIES IN PROGRESS													
ATTEMPTING OTHER ARREST													
CIVIL DISORDER													
HANDLING/TRANS PRISONER													
INVEST SUSP. PERSON/CIR													
AMBUSH - NO WARNING													
MENTALLY DERANGED													
TRAFFIC PURSUITS/STOPS													
OTHER													
TOTAL	2				2		2						1
NUMBER W/ PERSONAL INJU													
NUMBER W/O PERSONAL INJ	2				2								
TIME OF ASSAULTS	12 AM	2 AM	4 AM	6 AM	8 AM	10 AM	NOON	2 PM	4 PM	6 PM	8 PM	10 PM	UNKNOWN

OFFICERS KILLED BY FELONIOUS ACTS: 0
 OFFICERS KILLED BY ACCIDENT OR NEGLIGENCE: 0

 TOTAL OFFICERS KILLED: 0

Kotzebue PD

FOR YEAR ENDING: 1991

RETURN OF ARSON OFFENSES KNOWN TO LAW ENFORCEMENT

(1) PROPERTY CLASSIFICATION	(2) OFFENSES REPORTED OR KNOWN	(3) UNFOUNDED, FALSE OR BASELESS	(4) NUMBER OF ACTUAL OFFENSES	(5) CLEARED BY ARREST OR EXCEPTION	(6) CLEARANCES INVOLVING ONLY PERSONS < 18	(7) NORMALLY UNUSED STRUCTURES	(8) ESTIMATED VALUE OF DAMAGE

STRUCTURAL							
SINGLE OCCUP RESIDENT	5	1	4	5		3	
OTHER RESIDENTIAL	1		1	1			
STORAGE	1		1	1		1	
INDUSTRIAL/MANUFACTUR							
OTHER COMMERCIAL	1		1	1		1	
COMMUNITY/PUBLIC							
ALL OTHER STRUCTURES							
TOTAL:	8	1	7	8	0	5	\$0.00

MOBILE							
MOTOR VEHICLES							
OTHER MOBILE PROPERTY							
TOTAL:	0	0	0	0	0	0	\$0.00

OTHER							
OTHER							
TOTAL:	0	0	0	0	0	0	\$0.00

GRAND TOTAL	8	1	7	8	0	5	\$0.00

AGENCY: Nome PD

MONTHS OF 1/91 to 12/91

OFFENSES KNOWN TO POLICE

CLASSIFICATION OF OFFENSES	OFFENSES REPORTED OR KNOWN	UNFOUNDED FALSE OR BASELESS	NUMBER OF ACTUAL OFFENSES	** OFFENSES CLEARED **	
				BY ARREST OR TOTAL	EXCEPTION JUVENILES ONLY
CRIMINAL HOMICIDE					
MURDER & NONNEG MANSL					
MANSL BY NEGLIGENCE					
TOTAL	0	0	0	0	0
FORCIBLE RAPE					
RAPE BY FORCE	2	2			
ATTEMPTD FORCABLE RAPE	2		2		
TOTAL	4	2	2	0	0
ROBBERY					
FIREARM					
KNIFE/CUTTING INSTRMT					
OTHR DANGEROUS WEAPON					
STRONG-ARM (HANDS, FISTS)	1		1	1	
TOTAL	1	0	1	1	0
ASSAULT					
FIREARM	2		2	2	1
KNIFE OR CUTTING INSTR.					
OTHER DANGEROUS WEAPON					
HANDS, FIST, FEET, AGGRAVTD	1		1	1	
OTHER ASSAULTS - SIMPLE	63	2	61	52	
TOTAL	66	2	64	55	1
BURGLARY					
FORCIBLE ENTRY	4		4	2	
UNLAWFUL ENTRY - NO FORCE	7		7	3	
ATTEMPTED FORCIBLE ENTRY	1		1		
TOTAL	12	0	12	5	0
LARCENY					
THEFT(EX MOTOR VEHICLES)	58	3	55	21	2
TOTAL	58	3	55	21	2
MOTOR VEHICLE THEFT					
AUTOS	1		1		
TRUCKS AND BUSES	1		1		
OTHER VEHICLES	9	1	8	1	
TOTAL	11	1	10	1	0
GRAND TOTAL	152	8	144	83	3

PROPERTY STOLEN BY CLASSIFICATION

CLASSIFICATION OF OFFENSES	NUMBER OF ACTUAL OFFENSES		VALUE OF PROPERTY STOLEN	
MURDER/MANSLAUGHTER				
MURDER/NONNEG MANSLAUGHTER				
TOTAL	0	0	\$0.00	\$0.00
RAPE				
FORCIBLE RAPE	2			
TOTAL	2	0	\$0.00	\$0.00
ROBBERY				
HIGHWAY (STRT,ALLEYS,ETC)				
COMMERCIAL HOUSE				
GAS OR SERVICE STATION				
CHAIN STORE				
RESIDENCE	1			
BANK				
MISCELLANEOUS				
TOTAL	1	0	\$0.00	\$0.00
BURGLARY				
RESIDENCE (DWELLING)				
NIGHT (6PM - 6AM)	3			
DAY (6AM - 6PM)	1			
UNKNOWN	6			
NON-RESIDENCE (STORE ETC)				
NIGHT (6PM - 6AM)				
DAY (6AM - 6PM)				
UNKNOWN	2			
TOTAL	12	0	\$0.00	\$0.00
LARCENIES BY VALUE (EX MV)				
\$200 AND OVER	19		\$10,987.00	
\$50 TO \$200	14		\$1,607.00	
UNDER \$50	22		\$344.00	
LARCENIES BY TYPE				
POCKET - PICKING				
PURSE - SNATCHING				
SHOPLIFTING		2		\$148.00
FROM MOTOR VEHICLES		1		\$30.00
MOTOR VEH. PARTS & ACC.		1		\$200.00
BICYCLES		6		\$980.00
FROM BUILDINGS (EX C & H)		25		\$10,475.00
FROM ANY COIN-OP MACHINES				
ALL OTHER		20		\$1,105.00
TOTAL	55	55	\$12,938.00	\$12,938.00
MOTOR VEHICLE THEFTS				
MOTOR VEHICLE THEFTS	10		\$24,950.00	
MOTOR VEHICLES RECOVERED				
STOLEN & REC'D LOCALLY		9		
STOLEN LOC & REC'D OTHER				
STOLEN OTHER & RECD LOCAL				
TOTAL	10	9	\$24,950.00	\$0.00
GRAND TOTAL	80		\$37,888.00	

AGENCY: Nome PD

Months of 1/91 to 12/91

PROPERTY STOLEN/RECOVERED BY TYPE

TYPE OF PROPERTY	VALUE OF PROPERTY STOLEN	VALUE OF PROPERTY RECOVERED
CURRENCY, NOTES, ETC.	\$2,183.00	\$742.00
JEWELRY & PRECIOUS METALS	\$200.00	
CLOTHING AND FURS	\$618.00	\$558.00
LOCALLY STOLEN MOTOR VEH.	\$24,950.00	\$24,250.00
OFFICE EQUIPMENT		
TV, RADIOS, CAMERAS, ETC.	\$1,050.00	
FIREARMS	\$350.00	\$350.00
HOUSEHOLD GOODS		
CONSUMABLE GOODS	\$915.00	\$104.00
LIVESTOCK		
MISCELLANEOUS	\$7,622.00	\$2,007.00
GRAND TOTAL	\$37,888.00	\$28,011.00

AGE, SEX AND RACE OF PERSON ARRESTED

18 YEARS OF AGE AND OVER

[illegible]

AGE, SEX AND RACE OF PERSON ARRESTED

18 YEARS OF AGE AND OVER

OFFENSE	CLASS	SEX	A G E																R A C E				
			18	19	20	21	22	23	24	25	30	35	40	45	50	55	60	65	OV	TOTAL	WHT	BLK	IND
SYNTHETIC NARCOTICS		M																	0				
18C		F																	0				
OTHER NON-NARCOTIC		M																	0				
18D		F																	0				
POSSESSION OF DRUGS																			0				
																			0				
NARCOTICS		M																	0				
18E		F																	0				
MARIJUANA		M								1									1			2	
18F		F		1															1				
SYNTHETIC NARCOTICS		M																	0				
18G		F																	0				
OTHER NON-NARCOTIC		M																	0				
18H		F																	0				
DRUG ABUSE GRAND TOTAL		M																	0				
		F																	0				
GAMBLING																			0				
																			0				
BOOKMAKING		M																	0				
19A		F																	0				
NUMBERS		M																	0				
19B		F																	0				
OTHER GAMBLING		M																	0				
19C		F																	0				
FAMILY/CHILD		M																	0				
20		F																	0				
DRIV. INFLC.		M					1	1		5	1	1	1			1			11				
21		F								1		2	1						4	2		13	
LIQUOR		M	3	2		1		1		2		1	2	3					15				
22		F										1							1			16	
DISORDERLY		M	1		1	1	2		1	2	1								9				
24		F							1	1	3	1	1						7	2		14	
ALL OTHER		M			3	2				4	1								10				
26		F					1		2		1								4	2		12	
			4	2	6	8	5	5	5	25	10	6	6	8	2	1			93				
				1		1	2		3	5	5	5	2						24	14		103	
GRAND TOTAL			4	3	6	9	7	5	8	30	15	11	8	8	2	1	0	0	117	14		103	

AGE, SEX AND RACE OF PERSONS ARRESTED

UNDER 18 YEARS OF AGE

OFFENSE	CLASS	SEX	***** AGE *****					***** RACE *****				
			12/ UNDER	13 14	15	16	17	TOTAL UNDER 18	WHITE	BLACK	IND	ASIAN
MURDER	01A	M						0				
		F						0				
MANSLAUGHTER	01B	M						0				
		F						0				
RAPE	02	M						0				
		F						0				
ROBBERY	03	M						0				
		F						0				
AGG. ASSAULT	04	M				1		1			1	
		F						0				
BURGLARY	05	M						0				
		F						0				
LARCENY	06	M	1			1		2				
		F						0			2	
MV. THEFT	07	M						0				
		F						0				
OTH. ASSLTs.	08	M						0				
		F						0				
ARSON	09	M						0				
		F						0				
FORGERY	10	M						0				
		F						0				
FRAUD	11	M						0				
		F						0				
EMBEZZLEMENT	12	M						0				
		F						0				
STOLEN PROPERTY	13	M						0				
		F						0				
VANDALISM	14	M						0				
		F						0				
WEAPONS	15	M						0				
		F						0				
PROSTITUTION	16	M						0				
		F						0				
SEX OFFENSES	17	M						0				
		F						0				
SALE/MANUFACTURE OF DRUGS								0				
								0				
NARCOTICS	18A	M						0				
		F						0				
MARIJUANA	18B	M						0				
		F						0				
SYNTHETIC NARCOTICS	18C	M						0				
		F						0				

AGENCY: Nome PD

MONTHS OF: 1/91 to 12/91

AGE, SEX AND RACE OF PERSONS ARRESTED

UNDER 18 YEARS OF AGE

OFFENSE	CLASS	SEX	***** AGE *****					***** RACE *****			
			12/ UNDER	13 14	15	16	17	TOTAL UNDER 18	WHITE	BLACK	IND ASIAN
OTHER NON-NARCOTIC	18D	M						0			
		F						0			
POSSESSION OF DRUGS								0			
								0			
NARCOTICS	18E	M						0			
		F						0			
MARIJUANA	18F	M						0			
		F						0			
SYNTHETIC NARCOTICS	18G	M						0			
		F						0			
OTHER NON-NARCOTIC	18H	M						0			
		F						0			
DRUG ABUSE GRAND TOTAL		M						0			
		F						0			
GAMBLING								0			
								0			
BOOKMAKING	19A	M						0			
		F						0			
NUMBERS	19B	M						0			
		F						0			
OTHER GAMBLING	19C	M						0			
		F						0			
FAMILY/CHILD	20	M						0			
		F						0			
DRIV. INFLC.	21	M						0			
		F						0			
LIQUOR	22	M		1	2	1		4			
		F			2			2			6
DISORDERLY	24	M				1		1			
		F						0			1
CURFEW	28	M						0			
		F						0			
RUN-AWAYS	29	M						0			
		F						0			
ALL OTHER	26	M						0			
		F						0			
		M	1	1	2	4		8			
		F			2			2			10
GRAND TOTAL			1	1	4	4	0	10			10

Nome PD

FOR YEAR ENDING: 1991

RETURN OF ARSON OFFENSES KNOWN TO LAW ENFORCEMENT

(1) PROPERTY CLASSIFICATION	(2) OFFENSES REPORTED OR KNOWN	(3) UNFOUNDED, FALSE OR BASELESS	(4) NUMBER OF ACTUAL OFFENSES	(5) CLEARED BY ARREST OR EXCEPTION	(6) CLEARANCES INVOLVING ONLY PERSONS < 18	(7) NORMALLY UNUSED STRUCTURES	(8) ESTIMATED VALUE OF DAMAGE
<hr/>							
STRUCTURAL							
SINGLE OCCUP RESIDENT	1		1	1			
OTHER RESIDENTIAL							
STORAGE							
INDUSTRIAL/MANUFACTUR							
OTHER COMMERCIAL							
COMMUNITY/PUBLIC							
ALL OTHER STRUCTURES							
TOTAL:	1	0	1	1	0	0	\$0.00
<hr/>							
MOBILE							
MOTOR VEHICLES							
OTHER MOBILE PROPERTY							
TOTAL:	0	0	0	0	0	0	\$0.00
<hr/>							
OTHER							
OTHER							
TOTAL:	0	0	0	0	0	0	\$0.00
<hr/>							
GRAND TOTAL	1	0	1	1	0	0	\$0.00

AGENCY: North Pole PD

MONTHS OF 1/91 to 12/91

OFFENSES KNOWN TO POLICE

CLASSIFICATION OF OFFENSES	OFFENSES REPORTED OR KNOWN	UNFOUNDED FALSE OR BASELESS	NUMBER OF ACTUAL OFFENSES	** OFFENSES CLEARED **	
				BY ARREST OR TOTAL	EXCEPTION JUVENILES ONLY
CRIMINAL HOMICIDE					
MURDER & NONNEG MANSL					
MANSL BY NEGLIGENCE					
TOTAL	0	0	0	0	0
FORCIBLE RAPE					
RAPE BY FORCE					
ATTEMPTD FORCABLE RAPE					
TOTAL	0	0	0	0	0
ROBBERY					
FIREARM	2		2		
KNIFE/CUTTING INSTRMT					
OTHR DANGEROUS WEAPON					
STRONG-ARM (HANDS, FISTS)					
TOTAL	2	0	2	0	0
ASSAULT					
FIREARM					
KNIFE OR CUTTING INSTR.	2		2	2	
OTHER DANGEROUS WEAPON					
HANDS, FIST, FEET, AGGRAVTD	2		2	1	
OTHER ASSAULTS - SIMPLE	41		41	14	
TOTAL	45	0	45	17	0
BURGLARY					
FORCIBLE ENTRY	7	1	6	3	1
UNLAWFUL ENTRY - NO FORCE	7	1	6		
ATTEMPTED FORCIBLE ENTRY					
TOTAL	14	2	12	3	1
LARCENY					
THEFT(EX MOTOR VEHICLES)	158	1	157	17	4
TOTAL	158	1	157	17	4
MOTOR VEHICLE THEFT					
AUTOS	2		2	1	
TRUCKS AND BUSES					
OTHER VEHICLES					
TOTAL	2	0	2	1	0
GRAND TOTAL	221	3	218	38	5

PROPERTY STOLEN BY CLASSIFICATION

CLASSIFICATION OF OFFENSES	NUMBER OF ACTUAL OFFENSES		VALUE OF PROPERTY STOLEN	
MURDER/MANSLAUGHTER				
MURDER/NOBODY MANSLAUGHTER				
TOTAL	0	0	\$0.00	\$0.00
RAPE				
FORCIBLE RAPE				
TOTAL	0	0	\$0.00	\$0.00
ROBBERY				
HIGHWAY (STRT, ALLEYS, ETC)	1		\$200.00	
COMMERCIAL HOUSE				
GAS OR SERVICE STATION				
CHAIN STORE				
RESIDENCE				
BANK	1			
MISCELLANEOUS				
TOTAL	2	0	\$200.00	\$0.00
BURGLARY				
RESIDENCE (DWELLING)				
NIGHT (6PM - 6AM)	1		\$14,126.00	
DAY (6AM - 6PM)	3			
UNKNOWN	4		\$7.00	
NON-RESIDENCE (STORE ETC)				
NIGHT (6PM - 6AM)	2			
DAY (6AM - 6PM)	1		\$9,480.00	
UNKNOWN	1			
TOTAL	12	0	\$23,613.00	\$0.00
LARCENIES BY VALUE (EX MV)				
\$200 AND OVER	18		\$11,759.00	
\$50 TO \$200	16		\$1,808.00	
UNDER \$50	123		\$597.00	
LARCENIES BY TYPE				
POCKET - PICKING	1			
PURSE - SNATCHING	1			
SHOPLIFTING	8			\$97.00
FROM MOTOR VEHICLES	13			\$1,650.00
MOTOR VEH. PARTS & ACC.				
BICYCLES	3			\$600.00
FROM BUILDINGS (EX C & H)	6			\$130.00
FROM ANY COIN-OP MACHINES	2			\$100.00
ALL OTHER	123			\$11,587.00
TOTAL	157	157	\$14,164.00	\$14,164.00
MOTOR VEHICLE THEFTS				
MOTOR VEHICLE THEFTS	2		\$7,500.00	
MOTOR VEHICLES RECOVERED				
STOLEN & REC'D LOCALLY				
STOLEN LOC & REC'D OTHER				
STOLEN OTHER & RECD LOCAL				
TOTAL	2	0	\$7,500.00	\$0.00
GRAND TOTAL	173		\$45,477.00	

AGENCY: North Pole PD

Months of 1/91 to 12/91

PROPERTY STOLEN/RECOVERED BY TYPE

TYPE OF PROPERTY	VALUE OF PROPERTY STOLEN	VALUE OF PROPERTY RECOVERED
CURRENCY, NOTES, ETC.	\$3,444.00	
JEWELRY & PRECIOUS METALS	\$600.00	\$300.00
CLOTHING AND FURS	\$334.00	
LOCALLY STOLEN MOTOR VEH.	\$17,400.00	\$2,000.00
OFFICE EQUIPMENT		
TV, RADIOS, CAMERAS, ETC.	\$5,484.00	
FIREARMS	\$1,075.00	\$475.00
HOUSEHOLD GOODS	\$175.00	
CONSUMABLE GOODS	\$901.00	\$165.00
LIVESTOCK		
MISCELLANEOUS	\$16,064.00	\$300.00
GRAND TOTAL	\$45,477.00	\$3,240.00

AGE, SEX AND RACE OF PERSON ARRESTED

18 YEARS OF AGE AND OVER

OFFENSE	CLASS	SEX	A G E																	R A C E				
			18	19	20	21	22	23	24	25	30	35	40	45	50	55	60	65	OV	TOTAL	WHT	BLK	IND	ASN
MURDER		M																		0				
	01A	F																		0				
MANSLAUGHTER		M																		0				
	01B	F																		0				
RAPE		M																		0				
	02	F																		0				
ROBBERY		M																		0				
	03	F																		0				
AGG. ASSAULT		M							1											1				
	04	F								2										2	2		1	
BURGLARY		M		1	1															2				
	05	F																		0	2			
LARCENY		M		1				2							2					5				
	06	F																		0	5			
MV. THEFT		M																		0				
	07	F																		0				
OTH. ASSLT.		M						1	1	3	3			2						10			3	
	08	F																		0	7			
ARSON		M																		0				
	09	F																		0				
FORGERY		M																		0				
	10	F																		0				
FRAUD		M																		0				
	11	F																		0				
EMBEZZLEMENT		M																		0				
	12	F																		0				
STOLEN PROPERTY		M																		0				
	13	F																		0				
VANDALISM		M		1								1								2				
	14	F																		0	2			
WEAPONS		M			1															1				
	15	F																		0	1			
PROSTITUTION		M																		0				
	16	F																		0				
SEX OFFENSES		M							1	1										2				
	17	F																		0	2			
SALE/MANUFACTURE OF DRUGS																				0				
																				0				
NARCOTICS		M																		0				
	18A	F																		0				
MARIJUANA		M										1								1				
	18B	F																		0			1	

AGE, SEX AND RACE OF PERSON ARRESTED

18 YEARS OF AGE AND OVER

OFFENSE	CLASS	SEX	A G E																	R A C E			
			18	19	20	21	22	23	24	25	30	35	40	45	50	55	60	65	TOTAL	WHT	BLK	IND	ASN
SYNTHETIC NARCOTICS	M																		0				
18C	F																		0				
OTHER NON-NARCOTIC	M																		0				
18D	F																		0				
POSSESSION OF DRUGS																			0				
																			0				
NARCOTICS	M										1								1				
18E	F																		0	1			
MARIJUANA	M										2								2				
18F	F																		0	1		1	
SYNTHETIC NARCOTICS	M																		0				
18G	F																		0				
OTHER NON-NARCOTIC	M																		0				
18H	F																		0				
DRUG ABUSE GRAND TOTAL	M																		0				
	F																		0				
GAMBLING																			0				
																			0				
BOOKMAKING	M																		0				
19A	F																		0				
NUMBERS	M																		0				
19B	F																		0				
OTHER GAMBLING	M																		0				
19C	F																		0				
FAMILY/CHILD	M																		0				
20	F																		0				
DRIV. INFLC.	M							1	6	14	11	6	7	5			1		51				
21	F									2	6	5	2						15	61		5	
LIQUOR	M		3		1				2										6				
22	F																		0	3	1	2	
DISORDERLY	M												1						1				
24	F										2								2	3			
ALL OTHER	M		5	5	3	1	1	2	10	22	23	9	7	6	1			1	96				
26	F									3	1	2							6	92	3	6	1
			11	7	4	1	3	4	21	40	42	15	17	13	1		1	1	181				
										7	9	7	2						25	182	9	14	1
GRAND TOTAL			11	7	4	1	3	4	21	47	51	22	19	13	1	0	1	1	206	182	9	14	1

AGE, SEX AND RACE OF PERSONS ARRESTED

UNDER 18 YEARS OF AGE

OFFENSE	CLASS	SEX	***** AGE *****						***** RACE *****			
			12/ UNDER	13 14	15	16	17	TOTAL UNDER 18	WHITE	BLACK	IND	ASIAN
MURDER	01A	M						0				
		F						0				
MANSLAUGHTER	01B	M						0				
		F						0				
RAPE	02	M						0				
		F						0				
ROBBERY	03	M						0				
		F						0				
AGG. ASSAULT	04	M						0				
		F						0				
BURGLARY	05	M			1	2	1	4				
		F						0	3	1		
LARCENY	06	M	1	3	1	3	1	9				
		F			1	4		5	10		4	
MV. THEFT	07	M						0				
		F						0				
OTH. ASSLTs.	08	M				1		1				
		F						0	1			
ARSON	09	M						0				
		F						0				
FORGERY	10	M						0				
		F						0				
FRAUD	11	M						0				
		F						0				
EMBEZZLEMENT	12	M						0				
		F						0				
STOLEN PROPERTY	13	M						0				
		F						0				
VANDALISM	14	M				2	2	4				
		F						0	4			
WEAPONS	15	M				1		1				
		F						0	1			
PROSTITUTION	16	M						0				
		F						0				
SEX OFFENSES	17	M						0				
		F						0				
SALE/MANUFACTURE OF DRUGS								0				
								0				
NARCOTICS	18A	M						0				
		F						0				
MARIJUANA	18B	M						0				
		F						0				
SYNTHETIC NARCOTICS	18C	M						0				
		F						0				

AGE, SEX AND RACE OF PERSONS ARRESTED

UNDER 18 YEARS OF AGE

OFFENSE	CLASS	SEX	***** AGE *****					***** RACE *****			
			12/ UNDER	13 14	15	16	17	TOTAL UNDER 18	WHITE	BLACK	IND ASIAN
OTHER NON-NARCOTIC	18D	M						0			
		F						0			
POSSESSION OF DRUGS								0			
								0			
NARCOTICS	18E	M						0			
		F						0			
MARIJUANA	18F	M						0			
		F						0			
SYNTHETIC NARCOTICS	18G	M						0			
		F						0			
OTHER NON-NARCOTIC	18H	M						0			
		F						0			
DRUG ABUSE GRAND TOTAL		M						0			
		F						0			
GAMBLING								0			
								0			
BOOKMAKING	19A	M						0			
		F						0			
NUMBERS	19B	M						0			
		F						0			
OTHER GAMBLING	19C	M						0			
		F						0			
FAMILY/CHILD	20	M						0			
		F						0			
DRIV. INFLC.	21	M						0			
		F						0			
LIQUOR	22	M		1		2	1	4			
		F			1			1	4		1
DISORDERLY	24	M					1	1			
		F						0	1		
CURFEW	28	M						0			
		F						0			
RUN-AWAYS	29	M						0			
		F						0			
ALL OTHER	26	M		3	10	4	5	22			
		F		2				2	22		2
		M	1	7	12	15	11	46			
		F		2	2	4		8	46	1	7
GRAND TOTAL			1	9	14	19	11	54	46	1	7

RETURN OF ARSON OFFENSES KNOWN TO LAW ENFORCEMENT

(1) PROPERTY CLASSIFICATION	(2) OFFENSES REPORTED OR KNOWN	(3) UNFOUNDED, FALSE OR BASELESS	(4) NUMBER OF ACTUAL OFFENSES	(5) CLEARED BY ARREST OR EXCEPTION	(6) CLEARANCES INVOLVING ONLY PERSONS < 18	(7) NORMALLY UNUSED STRUCTURES	(8) ESTIMATED VALUE OF DAMAGE
STRUCTURAL							
SINGLE OCCUP RESIDENT							
OTHER RESIDENTIAL							
STORAGE							
INDUSTRIAL/MANUFACTUR							
OTHER COMMERCIAL							
COMMUNITY/PUBLIC							
ALL OTHER STRUCTURES							
TOTAL:	0	0	0	0	0	0	\$0.00
MOBILE							
MOTOR VEHICLES	2		2			2	
OTHER MOBILE PROPERTY							
TOTAL:	2	0	2	0	0	2	\$0.00
OTHER							
OTHER							
TOTAL:	0	0	0	0	0	0	\$0.00
GRAND TOTAL	2	0	2	0	0	2	\$0.00

AGENCY: North Slope Borough

MONTHS OF 1/91 to 12/91

OFFENSES KNOWN TO POLICE

CLASSIFICATION OF OFFENSES	OFFENSES REPORTED OR KNOWN	UNFOUNDED FALSE OR BASELESS	NUMBER OF ACTUAL OFFENSES	** OFFENSES CLEARED **	
				BY ARREST OR TOTAL	EXCEPTION JUVENILES ONLY
CRIMINAL HOMICIDE					
MURDER & NONNEG MANSL	2	1	1		
MANSL BY NEGLIGENCE					
TOTAL	2	1	1	0	0
FORCIBLE RAPE					
RAPE BY FORCE	21	2	19	16	
ATTEMPTD FORCABLE RAPE	3	1	2	2	
TOTAL	24	3	21	18	0
ROBBERY					
FIREARM					
KNIFE/CUTTING INSTRMT					
OTHR DANGEROUS WEAPON					
STRONG-ARM (HANDS,FISTS)	1		1		
TOTAL	1	0	1	0	0
ASSAULT					
FIREARM	12		12	8	
KNIFE OR CUTTING INSTR.	17		17	15	1
OTHER DANGEROUS WEAPON	19	1	18	14	1
HANDS,FIST,FEET, AGGRAVTD	65	1	64	54	1
OTHER ASSAULTS - SIMPLE	160	2	158	155	12
TOTAL	273	4	269	246	15
BURGLARY					
FORCIBLE ENTRY	49		49	29	3
UNLAWFUL ENTRY - NO FORCE	27		27	19	1
ATTEMPTED FORCIBLE ENTRY	6		6	4	1
TOTAL	82	0	82	52	5
LARCENY					
THEFT(EX MOTOR VEHICLES)	124	4	120	81	11
TOTAL	124	4	120	81	11
MOTOR VEHICLE THEFT					
AUTOS	13		13	4	
TRUCKS AND BUSES	6		6	5	
OTHER VEHICLES	38		38	29	3
TOTAL	57	0	57	38	3
GRAND TOTAL	563	12	551	435	34

PROPERTY STOLEN BY CLASSIFICATION

CLASSIFICATION OF OFFENSES	NUMBER OF ACTUAL OFFENSES		VALUE OF PROPERTY STOLEN	
MURDER/MANSLAUGHTER	1			
MURDER/NONNEG MANSLAUGHTER				
TOTAL	1	0	\$0.00	\$0.00
RAPE	21			
FORCIBLE RAPE				
TOTAL	21	0	\$0.00	\$0.00
ROBBERY				
HIGHWAY (STRT,ALLEYS,ETC)				
COMMERCIAL HOUSE				
GAS OR SERVICE STATION				
CHAIN STORE				
RESIDENCE				
BANK	1			
MISCELLANEOUS				
TOTAL	1	0	\$0.00	\$0.00
BURGLARY				
RESIDENCE (DWELLING)				
NIGHT (6PM - 6AM)	16		\$7,234.00	
DAY (6AM - 6PM)	7		\$3,464.00	
UNKNOWN	13		\$5,199.00	
NON-RESIDENCE (STORE ETC)				
NIGHT (6PM - 6AM)	30		\$7,985.00	
DAY (6AM - 6PM)	3		\$363.00	
UNKNOWN	13		\$3,920.00	
TOTAL	82	0	\$28,165.00	\$0.00
LARCENIES BY VALUE (EX MV)				
\$200 AND OVER	50		\$122,970.00	
\$50 TO \$200	36		\$34,601.00	
UNDER \$50	35		\$771.00	
LARCENIES BY TYPE				
POCKET - PICKING		3		\$5,600.00
PURSE - SNATCHING				
SHOPLIFTING		23		\$1,060.00
FROM MOTOR VEHICLES		4		\$3,724.00
MOTOR VEH. PARTS & ACC.		2		\$90.00
BICYCLES		27		\$3,932.00
FROM BUILDINGS (EX C & H)		30		\$48,880.00
FROM ANY COIN-OP MACHINES		3		\$125.00
ALL OTHER		29		\$94,931.00
TOTAL	121	121	\$158,342.00	\$158,342.00
MOTOR VEHICLE THEFTS				
MOTOR VEHICLE THEFTS	57		\$302,980.00	
MOTOR VEHICLES RECOVERED				
STOLEN & REC'D LOCALLY		7		
STOLEN LOC & REC'D OTHER		37		
STOLEN OTHER & RECD LOCAL				
TOTAL	57	44	\$302,980.00	\$0.00
GRAND TOTAL	283		\$489,487.00	

AGENCY: North Slope Borough

Months of 1/91 to 12/91

PROPERTY STOLEN/RECOVERED BY TYPE

TYPE OF PROPERTY	VALUE OF PROPERTY STOLEN	VALUE OF PROPERTY RECOVERED
CURRENCY, NOTES, ETC.	\$87,443.00	\$5,142.00
JEWELRY & PRECIOUS METALS	\$1,025.00	\$1,000.00
CLOTHING AND FURS	\$3,522.00	\$665.00
LOCALLY STOLEN MOTOR VEH.	\$285,880.00	\$265,912.00
OFFICE EQUIPMENT		
TV, RADIOS, CAMERAS, ETC.	\$1,870.00	
FIREARMS	\$2,860.00	\$700.00
HOUSEHOLD GOODS	\$208.00	\$30.00
CONSUMABLE GOODS	\$693.00	\$138.00
LIVESTOCK		
MISCELLANEOUS	\$105,986.00	\$12,261.00
GRAND TOTAL	\$489,487.00	\$285,848.00

AGE, SEX AND RACE OF PERSON ARRESTED

18 YEARS OF AGE AND OVER

OFFENSE	CLASS	SEX	A G E																	R A C E			
			18	19	20	21	22	23	24	25 29	30 34	35 39	40 44	45 49	50 54	55 59	60 64	65 OV	TOTAL	WHT	BLK	IND	ASN
MURDER		M							1										1				
	01A	F																	0			1	
MANSLAUGHTER		M																	0				
	01B	F																	0				
RAPE		M								2	2								4				
	02	F																	0			4	
ROBBERY		M																	0				
	03	F																	0				
AGG. ASSAULT		M		1			1	1	1	3	2	1	1	1					12				
	04	F								1					1				2			14	
BURGLARY		M			1		2				2	1							6				
	05	F																	0			6	
LARCENY		M								3			1				1	1	6				
	06	F			1						1	1							3			9	
MV. THEFT		M				2					2	1							5				
	07	F			1														1			6	
QTH. ASSLT.		M	3	1	6			2		21	13	10	3			3			62				
	08	F		2						1		1		1					5	10		56	1
ARSON		M																	0				
	09	F																	0				
FORGERY		M																	0				
	10	F																	0				
FRAUD		M																	0				
	11	F																	0				
EMBEZZLEMENT		M																	0				
	12	F																	0				
STOLEN PROPERTY		M								1									1				
	13	F																	0			1	
VANDALISM		M									1						1		2				
	14	F																	0			2	
WEAPONS		M								1		1							2				
	15	F		1															1			3	
PROSTITUTION		M																	0				
	16	F																	0				
SEX OFFENSES		M								1		1	1			1			4				
	17	F																	0			4	
SALE/MANUFACTURE OF DRUGS																			0				
																			0				
NARCOTICS		M																	0				
	18A	F																	0				
MARIJUANA		M																	0				
	18B	F																	0				

AGE, SEX AND RACE OF PERSON ARRESTED

18 YEARS OF AGE AND OVER

OFFENSE	CLASS	SEX	A G E																	R A C E			
			18	19	20	21	22	23	24	25	30	35	40	45	50	55	60	65	TOTAL	WHT	BLK	IND	ASN
SYNTHETIC NARCOTICS	M																		0				
18C	F																		0				
OTHER NON-NARCOTIC	M																		0				
18D	F																		0				
POSSESSION OF DRUGS																			0				
																			0				
NARCOTICS	M						1												1				
18E	F																		0	1			
MARIJUANA	M																		0				
18F	F																		0				
SYNTHETIC NARCOTICS	M									1									1			1	
18G	F																		0				
OTHER NON-NARCOTIC	M																		0				
18H	F																		0				
GAMBLING																			0				
																			0				
BOOKMAKING	M																		0				
19A	F																		0				
NUMBERS	M																		0				
19B	F																		0				
OTHER GAMBLING	M									1									1			1	
19C	F																		0				
FAMILY/CHILD	M									1									1			1	
20	F																		0				
DRIV. INFLC.	M		1		2	1	2	1		5	8	6	2	4		2			34				
21	F			1						6		3							10	3		41	
LIQUOR	M		3	6	7				1	2	11	8	3	2	1				44				
22	F		2	2	4	1		1	1	1		1		1					14	1	4	53	
DISORDERLY	M											1							1				
24	F																		0			1	
ALL OTHER	M		3	2	5	3		3	3	25	9	13	2	5	5	3		1	82				
26	F		1	3	2	2		2	1	5	1	1		1					19	7		93	1
			10	10	21	6	6	7	6	67	50	42	14	12	10	7		2	270				
			3	8	9	3		3	2	14	2	7		4					55	22	4	297	2
GRAND TOTAL			13	18	30	9	6	10	8	81	52	49	14	16	10	7	0	2	325	22	4	297	2

AGE, SEX AND RACE OF PERSONS ARRESTED

UNDER 18 YEARS OF AGE

			***** AGE *****					***** RACE *****				
OFFENSE	CLASS	SEX	12/ UNDER	13 14	15	16	17	TOTAL UNDER 18	WHITE	BLACK	IND	ASIAN
MURDER	01A	M F						0 0				
MANSLAUGHTER	01B	M F						0 0				
RAPE	02	M F						0 0				
ROBBERY	03	M F						0 0				
AGG. ASSAULT	04	M F					1	1 0			1	
BURGLARY	05	M F						0 0				
LARCENY	06	M F		1				1 1			2	
MV. THEFT	07	M F						0 0				
OTH. ASSLTs.	08	M F				2	1	2 1			3	
ARSON	09	M F						0 0				
FORGERY	10	M F						0 0				
FRAUD	11	M F						0 0				
EMBEZZLEMENT	12	M F						0 0				
STOLEN PROPERTY	13	M F						0 0				
VANDALISM	14	M F						0 0				
WEAPONS	15	M F						0 0				
PROSTITUTION	16	M F						0 0				
SEX OFFENSES	17	M F						0 0				
SALE/MANUFACTURE OF DRUGS								0 0				
NARCOTICS	18A	M F						0 0				
MARIJUANA	18B	M F						0 0				
SYNTHETIC NARCOTICS	18C	M F						0 0				

AGENCY: North Slope Borough

MONTHS OF: 1/91 to 12/91

AGE, SEX AND RACE OF PERSONS ARRESTED

UNDER 18 YEARS OF AGE

OFFENSE	CLASS	SEX	***** AGE *****						***** RACE *****			
			12/ UNDER	13 14	15	16	17	TOTAL UNDER 18	WHITE	BLACK	IND	ASIAN
OTHER NON-NARCOTIC	18D	M						0				
		F						0				
POSSESSION OF DRUGS								0				
								0				
NARCOTICS	18E	M						0				
		F						0				
MARIJUANA	18F	M						0				
		F						0				
SYNTHETIC NARCOTICS	18G	M						0				
		F						0				
OTHER NON-NARCOTIC	18H	M						0				
		F						0				
GAMBLING								0				
								0				
BOOKMAKING	19A	M						0				
		F						0				
NUMBERS	19B	M						0				
		F						0				
OTHER GAMBLING	19C	M						0				
		F						0				
FAMILY/CHILD	20	M						0				
		F						0				
DRIV. INFLC.	21	M			1		1	2				
		F					1	1			3	
LIQUOR	22	M		2	1	5	4	12				
		F		1	2	3		6	1		17	
DISORDERLY	24	M						0				
		F						0				
CURFEW	28	M						0				
		F						0				
RUN-AWAYS	29	M						0				
		F						0				
ALL OTHER	26	M	2	2		2		6				
		F	1				2	3			9	
		M	2	5	2	9	6	24				
		F	2	1	2	3	4	12	1		35	
GRAND TOTAL			4	6	4	12	10	36	1		35	

AGENCY: North Slope Borough

YEAR ENDING 1991

LAW ENFORCEMENT OFFICERS KILLED OR ASSAULTED

TYPE OF ACTIVITY	TOTAL		KNIFE	OTHER	HANDS	TWO	ONE MAN	DETECT OR			OTHER	POLICE	
	ASSLTs		OTHER	DANGER	FIST	MAN	VEHICLE	SPECIAL	ASSIGN			ASSAULTS	
	WEAPON	FIREARM	INSTR	WEAPON	FEET	VEH	ALONE	ASSIST	ALONE	ASSIST	ALONE	ASSIST	CLEARED
	(A)	(B)	(C)	(D)	(E)	(F)	(G)	(H)	(I)	(J)	(K)	(L)	(M)
RESPOND TO DISTURB CALL	9	2			6	4	3	1					
BURGLARIES IN PROGRESS													
ROBBERIES IN PROGRESS													
ATTEMPTING OTHER ARREST													
CIVIL DISORDER													
HANDLING/TRANS PRISONER													
INVEST SUSP. PERSON/CIR													
AMBUSH - NO WARNING													
MENTALLY DERANGED													
TRAFFIC PURSUITS/STOPS													
OTHER													
TOTAL	9	2			6	4	3	1					
NUMBER W/ PERSONAL INJU	3	1			2								
NUMBER W/O PERSONAL INJ	6	1			4								

OFFICERS KILLED BY FELONIOUS ACTS: 0
 OFFICERS KILLED BY ACCIDENT OR NEGLIGENCE: 0

 TOTAL OFFICERS KILLED: 0

North Slope Borough

FOR YEAR ENDING: 1991

RETURN OF ARSON OFFENSES KNOWN TO LAW ENFORCEMENT

(1) PROPERTY CLASSIFICATION	(2) OFFENSES REPORTED OR KNOWN	(3) UNFOUNDED, FALSE OR BASELESS	(4) NUMBER OF ACTUAL OFFENSES	(5) CLEARED BY ARREST OR EXCEPTION	(6) CLEARANCES INVOLVING ONLY PERSONS < 18	(7) NORMALLY UNUSED STRUCTURES	(8) ESTIMATED VALUE OF DAMAGE

STRUCTURAL							
SINGLE OCCUP RESIDENT							
OTHER RESIDENTIAL	1		1				\$13.00
STORAGE							
INDUSTRIAL/MANUFACTUR							
OTHER COMMERCIAL							
COMMUNITY/PUBLIC							
ALL OTHER STRUCTURES							
TOTAL:	1	0	1	0	0	0	\$13.00

MOBILE							
MOTOR VEHICLES							
OTHER MOBILE PROPERTY							
TOTAL:	0	0	0	0	0	0	\$0.00

OTHER							
OTHER							
TOTAL:	0	0	0	0	0	0	\$0.00

GRAND TOTAL	1	0	1	0	0	0	\$13.00

AGENCY: Palmer PD

MONTHS OF 1/91 to 12/91

OFFENSES KNOWN TO POLICE

CLASSIFICATION OF OFFENSES	OFFENSES REPORTED OR KNOWN	UNFOUNDED FALSE OR BASELESS	NUMBER OF ACTUAL OFFENSES	** OFFENSES CLEARED **	
				BY ARREST OR	EXCEPTION JUVENILES ONLY
				TOTAL	
CRIMINAL HOMICIDE					
MURDER & NONNEG MANSL					
MANSL BY NEGLIGENCE					
TOTAL	0	0	0	0	0
FORCIBLE RAPE					
RAPE BY FORCE	5		5	4	
ATTEMPTD FORCABLE RAPE	1		1	1	
TOTAL	6	0	6	5	0
ROBBERY					
FIREARM					
KNIFE/CUTTING INSTRMT	1		1		
OTHR DANGEROUS WEAPON					
STRONG-ARM (HANDS,FISTS)	1		1		
TOTAL	2	0	2	0	0
ASSAULT					
FIREARM	1		1		
KNIFE OR CUTTING INSTR.	9	1	8	2	
OTHER DANGEROUS WEAPON					
HANDS,FIST,FEET, AGGRAVTD	56	4	52	31	
OTHER ASSAULTS - SIMPLE	27	3	24	15	
TOTAL	93	8	85	48	0
BURGLARY					
FORCIBLE ENTRY	26	1	25	12	
UNLAWFUL ENTRY - NO FORCE	3		3	3	
ATTEMPTED FORCIBLE ENTRY	2		2		
TOTAL	31	1	30	15	0
LARCENY					
THEFT(EX MOTOR VEHICLES)	190	6	184	67	
TOTAL	190	6	184	67	0
MOTOR VEHICLE THEFT					
AUTOS	21	6	15	4	
TRUCKS AND BUSES	1		1	1	
OTHER VEHICLES					
TOTAL	22	6	16	5	0
GRAND TOTAL	344	21	323	140	0

PROPERTY STOLEN BY CLASSIFICATION

CLASSIFICATION OF OFFENSES	NUMBER OF ACTUAL OFFENSES		VALUE OF PROPERTY STOLEN	
MURDER/MANSLAUGHTER				
MURDER/NONNEG MANSLAUGHTER				
TOTAL	0	0	\$0.00	\$0.00
RAPE				
FORCIBLE RAPE	6			
TOTAL	6	0	\$0.00	\$0.00
ROBBERY				
HIGHWAY (STRT, ALLEYS, ETC)	1		\$38.00	
COMMERCIAL HOUSE				
GAS OR SERVICE STATION				
CHAIN STORE				
RESIDENCE				
BANK	1		\$180.00	
MISCELLANEOUS				
TOTAL	2	0	\$218.00	\$0.00
BURGLARY				
RESIDENCE (DWELLING)				
NIGHT (6PM - 6AM)	1			
DAY (6AM - 6PM)	2			
UNKNOWN	4		\$1,494.00	
NON-RESIDENCE (STORE ETC)				
NIGHT (6PM - 6AM)	5		\$5,974.00	
DAY (6AM - 6PM)	4		\$150.00	
UNKNOWN	14		\$3,485.00	
TOTAL	30	0	\$11,103.00	\$0.00
LARCENIES BY VALUE (EX MV)				
\$200 AND OVER	52		\$60,852.00	
\$50 TO \$200	36		\$3,703.00	
UNDER \$50	96		\$929.00	
LARCENIES BY TYPE				
POCKET - PICKING				
PURSE - SNATCHING				
SHOPLIFTING		36	\$521.00	
FROM MOTOR VEHICLES		39	\$20,184.00	
MOTOR VEH. PARTS & ACC.				
BICYCLES		16	\$2,953.00	
FROM BUILDINGS (EX C & H)		39	\$20,383.00	
FROM ANY COIN-OP MACHINES		3	\$520.00	
ALL OTHER		51	\$20,923.00	
TOTAL	184	184	\$65,484.00	\$65,484.00
MOTOR VEHICLE THEFTS				
MOTOR VEHICLE THEFTS	16		\$40,870.00	
MOTOR VEHICLES RECOVERED				
STOLEN & REC'D LOCALLY		4		
STOLEN LOC & REC'D OTHER		2		
STOLEN OTHER & RECD LOCAL				
TOTAL	16	6	\$40,870.00	\$0.00
GRAND TOTAL	238		\$117,675.00	

AGENCY: Palmer PD

Months of 1/91 to 12/91

PROPERTY STOLEN/RECOVERED BY TYPE

TYPE OF PROPERTY -----	VALUE OF PROPERTY STOLEN -----	VALUE OF PROPERTY RECOVERED -----
CURRENCY, NOTES, ETC.	\$8,121.00	\$109.00
JEWELRY & PRECIOUS METALS	\$52.00	
CLOTHING AND FURS	\$2,377.00	\$14.00
LOCALLY STOLEN MOTOR VEH.	\$42,269.00	\$25,069.00
OFFICE EQUIPMENT	\$3,119.00	\$1,800.00
TV, RADIOS, CAMERAS, ETC.	\$10,286.00	\$303.00
FIREARMS	\$1,465.00	\$225.00
HOUSEHOLD GOODS		
CONSUMABLE GOODS	\$1,277.00	\$104.00
LIVESTOCK		
MISCELLANEOUS	\$48,709.00	\$6,075.00

GRAND TOTAL	\$117,675.00	\$33,699.00

AGE, SEX AND RACE OF PERSON ARRESTED

18 YEARS OF AGE AND OVER

OFFENSE	CLASS	SEX	A G E																	R A C E			
			18	19	20	21	22	23	24	25	30	35	40	45	50	55	60	65	TOTAL	WHT	BLK	IND	ASN
MURDER		M																	0				
	01A	F																	0				
MANSLAUGHTER		M																	0				
	01B	F																	0				
RAPE		M	4				1												5				
	02	F																	0	5			
ROBBERY		M																	0				
	03	F																	0				
AGG. ASSAULT		M	2			1	3			3	11	1	2	2					25				
	04	F	1				1			1		1							4	27	1	1	
BURGLARY		M	4	1	2		1	3		3		1							15				
	05	F																	0	11	4		
LARCENY		M	10	6	3	5	2	1		7	2	2	2		1				41				
	06	F	1		1					1				1					4	35	6	4	
MV. THEFT		M	1									1							2				
	07	F																	0	1		1	
OTH. ASSLT.		M	2					1	1	4	4	1							13				
	08	F								1									1	12		1	1
ARSON		M																	0				
	09	F																	0				
FORGERY		M																	0				
	10	F																	0				
FRAUD		M																	0				
	11	F																	0				
EMBEZZLEMENT		M																	0				
	12	F																	0				
STOLEN PROPERTY		M																	0				
	13	F																	0				
VANDALISM		M	2	1				1		5	3	1						1	14				
	14	F								1	1								2	11	1	4	
WEAPONS		M									1	1							2				
	15	F																	0	1		1	
PROSTITUTION		M																	0				
	16	F																	0				
SEX OFFENSES		M	1				3	1			2	2							9				
	17	F																	0	9			
SALE/MANUFACTURE OF DRUGS																			0				
																			0				
NARCOTICS		M																	0				
	18A	F										1							1	1			
MARIJUANA		M				1													1				
	18B	F																	0	1			

AGE, SEX AND RACE OF PERSON ARRESTED

18 YEARS OF AGE AND OVER

OFFENSE	CLASS	SEX	A G E																	R A C E			
			18	19	20	21	22	23	24	25	30	35	40	45	50	55	60	65	TOTAL	WHT	BLK	IND	ASN
SYNTHETIC NARCOTICS	M																		0				
18C	F																		0				
OTHER NON-NARCOTIC	M																		0				
18D	F																		0				
POSSESSION OF DRUGS																			0				
																			0				
NARCOTICS	M									1									1				
18E	F																		0	1			
MARIJUANA	M									1									1				
18F	F																		0		1		
SYNTHETIC NARCOTICS	M																		0				
18G	F																		0				
OTHER NON-NARCOTIC	M																		0				
18H	F																		0				
DRUG ABUSE GRAND TOTAL	M																		0				
	F																		0				
GAMBLING																			0				
																			0				
BOOKMAKING	M																		0				
19A	F																		0				
NUMBERS	M																		0				
19B	F																		0				
OTHER GAMBLING	M																		0				
19C	F																		0				
FAMILY/CHILD	M						2						1						3				
20	F																		0	2		1	
DRIV. INFLC.	M			1	1	1	1	2	1	6	11	9	2		2				37				
21	F			1						2	1	2	2						8	37		8	
LIQUOR	M		2	3	1		2												8				
22	F				2														2	10			
DISORDERLY	M		1	1	1	1	1			2	4								12				
24	F											2		1					3	12		3	
ALL OTHER	M			1	3	5	5	4	1	12	28	13	4	2	2		1	1	82				
26	F				1	1	1	1				4	1	1					10	81		11	
			29	14	11	14	21	14	3	44	66	37	11	4	5		1	2	271				
			2	1	4	1	2	1		6	2	10	3	3					35	257	13	35	1
GRAND TOTAL			31	15	15	15	23	15	3	50	68	42	14	7	5	0	1	2	306	257	13	35	1

AGE, SEX AND RACE OF PERSONS ARRESTED

UNDER 18 YEARS OF AGE

OFFENSE	CLASS	SEX	***** AGE *****					***** RACE *****			
			12/ UNDER	13 14	15	16	17	TOTAL UNDER 18	WHITE	BLACK	IND ASIAN
MURDER	01A	M						0			
		F						0			
MANSLAUGHTER	01B	M						0			
		F						0			
RAPE	02	M						0			
		F						0			
ROBBERY	03	M						0			
		F						0			
AGG. ASSAULT	04	M				2		2			
		F		3		1	1	5	6	1	
BURGLARY	05	M					1	1			
		F			1			1	2		
LARCENY	06	M	9	23	7	4	5	48			
		F		1	1	1	3	6	51	3	
MV. THEFT	07	M		2				2			
		F						0	1		1
OTH. ASSLTs.	08	M				1		1			
		F						0	1		
ARSON	09	M			1			1			
		F						0	1		
FORGERY	10	M						0			
		F						0			
FRAUD	11	M						0			
		F						0			
EMBEZZLEMENT	12	M			1			1			
		F			1			1	2		
STOLEN PROPERTY	13	M					1	1			
		F						0	1		
VANDALISM	14	M	6	4		1	2	13			
		F					1	1	13		1
WEAPONS	15	M				1	1	2			
		F		1			1	2	4		
PROSTITUTION	16	M						0			
		F						0			
SEX OFFENSES	17	M						0			
		F						0			
SALE/MANUFACTURE OF DRUGS								0			
								0			
NARCOTICS	18A	M						0			
		F						0			
MARIJUANA	18B	M						0			
		F		1				1	1		
SYNTHETIC NARCOTICS	18C	M						0			
		F						0			

AGENCY: Palmer PD

MONTHS OF: 1/91 to 12/91

AGE, SEX AND RACE OF PERSONS ARRESTED

UNDER 18 YEARS OF AGE

OFFENSE	CLASS	SEX	***** AGE *****					***** RACE *****				
			12/ UNDER	13 14	15	16	17	TOTAL UNDER 18	WHITE	BLACK	IND	ASIAN
OTHER NON-NARCOTIC	18D	M						0				
		F						0				
POSSESSION OF DRUGS								0				
								0				
NARCOTICS	18E	M						0				
		F						0				
MARIJUANA	18F	M		1	1			2				
		F		1				1	3			
SYNTHETIC NARCOTICS	18G	M						0				
		F						0				
OTHER NON-NARCOTIC	18H	M						0				
		F						0				
DRUG ABUSE GRAND TOTAL		M						0				
		F						0				
GAMBLING								0				
								0				
BOOKMAKING	19A	M						0				
		F						0				
NUMBERS	19B	M						0				
		F						0				
OTHER GAMBLING	19C	M						0				
		F						0				
FAMILY/CHILD	20	M						0				
		F						0				
DRIV. INFLC.	21	M					1	1				
		F						0	1			
LIQUOR	22	M			1			1				
		F		1			2	3	4			
DISORDERLY	24	M						0				
		F						0				
CURFEW	28	M						0				
		F						0				
RUN-AWAYS	29	M						0				
		F						0				
ALL OTHER	26	M	3	4	1	1	2	11				
		F	1				2	3	11	1	2	
		M	18	34	12	10	13	87				
		F	1	8	3	2	10	24	102	5	4	
GRAND TOTAL			19	42	15	12	23	111	102	5	4	

RETURN OF ARSON OFFENSES KNOWN TO LAW ENFORCEMENT

(1) PROPERTY CLASSIFICATION	(2) OFFENSES REPORTED OR KNOWN	(3) UNFOUNDED, FALSE OR BASELESS	(4) NUMBER OF ACTUAL OFFENSES	(5) CLEARED BY ARREST OR EXCEPTION	(6) CLEARANCES INVOLVING ONLY PERSONS < 18	(7) NORMALLY UNUSED STRUCTURES	(8) ESTIMATED VALUE OF DAMAGE
STRUCTURAL							
SINGLE OCCUP RESIDENT							
OTHER RESIDENTIAL							
STORAGE							
INDUSTRIAL/MANUFACTUR							
OTHER COMMERCIAL							
COMMUNITY/PUBLIC	1		1				
ALL OTHER STRUCTURES							
TOTAL:	1	0	1	0	0	0	\$0.00
MOBILE							
MOTOR VEHICLES							
OTHER MOBILE PROPERTY							
TOTAL:	0	0	0	0	0	0	\$0.00
OTHER							
OTHER							
TOTAL:	0	0	0	0	0	0	\$0.00
GRAND TOTAL	1	0	1	0	0	0	\$0.00

AGENCY: Petersburg PD

MONTHS OF 1/91 to 12/91

OFFENSES KNOWN TO POLICE

CLASSIFICATION OF OFFENSES	OFFENSES REPORTED OR KNOWN	UNFOUNDED FALSE OR BASELESS	NUMBER OF ACTUAL OFFENSES	** OFFENSES CLEARED ** BY ARREST OR EXCEPTION JUVENILES ONLY	
				TOTAL	ONLY
CRIMINAL HOMICIDE					
MURDER & NONNEG MANSL					
MANSL BY NEGLIGENCE					
TOTAL	0	0	0	0	0
FORCIBLE RAPE					
RAPE BY FORCE					
ATTEMPTD FORCABLE RAPE					
TOTAL	0	0	0	0	0
ROBBERY					
FIREARM					
KNIFE/CUTTING INSTRMT					
OTHR DANGEROUS WEAPON					
STRONG-ARM (HANDS,FISTS)					
TOTAL	0	0	0	0	0
ASSAULT					
FIREARM	1		1		
KNIFE OR CUTTING INSTR.	2		2	2	
OTHER DANGEROUS WEAPON					
HANDS,FIST,FEET, AGGRAVTD	30		30	16	
OTHER ASSAULTS - SIMPLE	2		2	1	
TOTAL	35	0	35	19	0
BURGLARY					
FORCIBLE ENTRY	7		7		
UNLAWFUL ENTRY - NO FORCE	5		5		
ATTEMPTED FORCIBLE ENTRY					
TOTAL	12	0	12	0	0
LARCENY					
THEFT(EX MOTOR VEHICLES)	46		46	8	1
TOTAL	46	0	46	8	1
MOTOR VEHICLE THEFT					
AUTOS	9		9	4	1
TRUCKS AND BUSES					
OTHER VEHICLES					
TOTAL	9	0	9	4	1
GRAND TOTAL	102	0	102	31	2

PROPERTY STOLEN BY CLASSIFICATION

CLASSIFICATION OF OFFENSES	NUMBER OF ACTUAL OFFENSES		VALUE OF PROPERTY STOLEN	
MURDER/MANSLAUGHTER				
MURDER/NONNEG MANSLAUGHTER				
TOTAL	0	0	\$0.00	\$0.00
RAPE				
FORCIBLE RAPE				
TOTAL	0	0	\$0.00	\$0.00
ROBBERY				
HIGHWAY (STRT, ALLEYS, ETC)				
COMMERCIAL HOUSE				
GAS OR SERVICE STATION				
CHAIN STORE				
RESIDENCE				
BANK				
MISCELLANEOUS				
TOTAL	0	0	\$0.00	\$0.00
BURGLARY				
RESIDENCE (DWELLING)				
NIGHT (6PM - 6AM)				
DAY (6AM - 6PM)				
UNKNOWN	4		\$3,562.00	
NON-RESIDENCE (STORE ETC)				
NIGHT (6PM - 6AM)	1			
DAY (6AM - 6PM)	7		\$1,686.00	
UNKNOWN				
TOTAL	12	0	\$5,248.00	\$0.00
LARCENIES BY VALUE (EX MV)				
\$200 AND OVER	18		\$14,509.00	
\$50 TO \$200	2		\$361.00	
UNDER \$50	26		\$45.00	
LARCENIES BY TYPE				
POCKET - PICKING		1		
PURSE - SNATCHING		1		
SHOPLIFTING		9		\$1,678.00
FROM MOTOR VEHICLES				
MOTOR VEH. PARTS & ACC.		15		\$7,881.00
BICYCLES		20		\$5,356.00
FROM BUILDINGS (EX C & H)				
FROM ANY COIN-OP MACHINES				
ALL OTHER				
TOTAL	46	46	\$14,915.00	\$14,915.00
MOTOR VEHICLE THEFTS				
MOTOR VEHICLE THEFTS	9		\$7,000.00	
MOTOR VEHICLES RECOVERED				
STOLEN & REC'D LOCALLY		2		
STOLEN LOC & REC'D OTHER				
STOLEN OTHER & RECD LOCAL				
TOTAL	9	2	\$7,000.00	\$0.00
GRAND TOTAL	67		\$27,163.00	

AGENCY: Petersburg PD

Months of 1/91 to 12/91

PROPERTY STOLEN/RECOVERED BY TYPE

TYPE OF PROPERTY -----	VALUE OF PROPERTY STOLEN -----	VALUE OF PROPERTY RECOVERED -----
CURRENCY, NOTES, ETC.	\$3,713.00	
JEWELRY & PRECIOUS METALS		
CLOTHING AND FURS		
LOCALLY STOLEN MOTOR VEH.	\$7,000.00	\$7,000.00
OFFICE EQUIPMENT		
TV, RADIOS, CAMERAS, ETC.	\$185.00	
FIREARMS	\$2,661.00	
HOUSEHOLD GOODS		
CONSUMABLE GOODS		
LIVESTOCK		
MISCELLANEOUS	\$13,604.00	\$61,505.00

GRAND TOTAL	\$27,163.00	\$68,505.00

AGE, SEX AND RACE OF PERSON ARRESTED

18 YEARS OF AGE AND OVER

OFFENSE	CLASS	SEX	A G E																	R A C E			
			18	19	20	21	22	23	24	25 29	30 34	35 39	40 44	45 49	50 54	55 59	60 64	65 OV	TOTAL	WHT	BLK	IND	ASN
MURDER		M																	0				
	01A	F																	0				
MANSLAUGHTER		M																	0				
	01B	F																	0				
RAPE		M																	0				
	02	F																	0				
ROBBERY		M																	0				
	03	F																	0				
AGG. ASSAULT		M					1			1	5	5				1	1		14				
	04	F					1				2	2							5	16		3	
BURGLARY		M																	0				
	05	F																	0				
LARCINY		M	2			1					1	1							5				
	06	F																	0	5			
MOV. THEFT		M	1								1								2				
	07	F			1														1	3			
OTH. ASSLT.		M										1							1				
	08	F																	0	1			
ARSON		M																	0				
	09	F																	0				
FORGERY		M																	0				
	10	F																	0				
FRAUD		M		1				1		1	2	1	1						7				
	11	F						1					1						2	7		2	
EMBEZZLEMENT		M																	0				
	12	F																	0				
STOLEN PROPERTY		M								1									1				
	13	F																	0	1			
VANDALISM		M								1									1				
	14	F																	0	1			
WEAPONS		M									1	1	1						3				
	15	F																	0	3			
PROSTITUTION		M																	0				
	16	F																	0				
SEX OFFENSES		M									1								1				
	17	F																	0			1	
SALE/MANUFACTURE OF DRUGS																			0				
																			0				
NARCOTICS		M																	0				
	18A	F																	0				
MARIJUANA		M																	0				
	18B	F																	0				

AGE, SEX AND RACE OF PERSON ARRESTED

18 YEARS OF AGE AND OVER

OFFENSE	CLASS	SEX	A G E																	R A C E			
			18	19	20	21	22	23	24	25	30	35	40	45	50	55	60	65	TOTAL	WHT	BLK	IND	ASN
SYNTHETIC NARCOTICS	M																		0				
18C	F																		0				
OTHER NON-NARCOTIC	M																		0				
18D	F																		0				
POSSESSION OF DRUGS																			0				
																			0				
NARCOTICS	M																		0				
18E	F																		0				
MARIJUANA	M																		0				
18F	F																		0				
SYNTHETIC NARCOTICS	M																		0				
18G	F																		0				
OTHER NON-NARCOTIC	M																		0				
18H	F																		0				
DRUG ABUSE GRAND TOTAL	M																		0				
	F																		0				
GAMBLING																			0				
																			0				
BOOKMAKING	M																		0				
19A	F																		0				
NUMBERS	M																		0				
19B	F																		0				
OTHER GAMBLING	M																		0				
19C	F																		0				
FAMILY/CHILD	M																		0				
20	F																		0				
DRIV. INFLC.	M						1	1		8	8		4	2					24				
21	F									3									3	25		2	
LIQUOR	M		2	6	7	1	1			2	1								20				
22	F			1															1	19		2	
DISORDERLY	M					1		1		1	3	1							7				
24	F			1						1	1								3	9		1	
ALL OTHER	M		6	3	1	2	2	5	1	9	13	2	2	6	1				53				
26	F				1			1		2									4	49		8	
			11	10	8	5	5	8	1	24	36	12	8	8	2	1			139				
				2	1	1	1	2		6	3	2	1						19	139		19	
GRAND TOTAL			11	12	9	6	6	10	1	30	39	14	9	8	2	1	0	0	158	139		19	

AGE, SEX AND RACE OF PERSONS ARRESTED

UNDER 18 YEARS OF AGE

OFFENSE	CLASS	SEX	***** AGE *****					***** RACE *****				
			12/ UNDER	13 14	15	16	17	TOTAL UNDER 18	WHITE	BLACK	IND	ASIAN
MURDER	01A	M F						0 0				
MANSLAUGHTER	01B	M F						0 0				
RAPE	02	M F						0 0				
ROBBERY	03	M F						0 0				
AGG. ASSAULT	04	M F						0 0				
BURGLARY	05	M F						0 0				
LARCENY	06	M F				2		2 0		2		
MV. THEFT	07	M F		3				3 0		3		
OTH. ASSLTs.	08	M F						0 0				
ARSON	09	M F						0 0				
FORGERY	10	M F						0 0				
FRAUD	11	M F						0 0				
EMBEZZLEMENT	12	M F						0 0				
STOLEN PROPERTY	13	M F						0 0				
VANDALISM	14	M F						0 0				
WEAPONS	15	M F						0 0				
PROSTITUTION	16	M F						0 0				
SEX OFFENSES	17	M F						0 0				
SALE/MANUFACTURE OF DRUGS								0 0				
NARCOTICS	18A	M F						0 0				
MARIJUANA	18B	M F						0 0				
SYNTHETIC NARCOTICS	18C	M F						0 0				

AGE, SEX AND RACE OF PERSONS ARRESTED

UNDER 18 YEARS OF AGE

OFFENSE	CLASS	SEX	***** AGE *****					***** RACE *****			
			12/ UNDER	13 14	15	16	17	TOTAL UNDER 18	WHITE	BLACK	IND ASIAN
OTHER NON-NARCOTIC	18D	M						0			
		F						0			
POSSESSION OF DRUGS								0			
								0			
NARCOTICS	18E	M						0			
		F						0			
MARIJUANA	18F	M						0			
		F						0			
SYNTHETIC NARCOTICS	18G	M						0			
		F						0			
OTHER NON-NARCOTIC	18H	M						0			
		F						0			
DRUG ABUSE GRAND TOTAL		M						0			
		F						0			
GAMBLING								0			
								0			
BOOKMAKING	19A	M						0			
		F						0			
NUMBERS	19B	M						0			
		F						0			
OTHER GAMBLING	19C	M						0			
		F						0			
FAMILY/CHILD	20	M						0			
		F						0			
DRIV. INFLC.	21	M						0			
		F						0			
LIQUOR	22	M				1		1			
		F						0	1		
DISORDERLY	24	M						0			
		F						0			
CURFEW	28	M						0			
		F						0			
RUN-AWAYS	29	M						0			
		F						0			
ALL OTHER	26	M						0			
		F						0			
		M		3	2	1		6			
		F						0	6		
GRAND TOTAL			0	3	2	1	0	6	6		

AGENCY: Petersburg PD

YEAR ENDING 1991

LAW ENFORCEMENT OFFICERS KILLED OR ASSAULTED

TYPE OF ACTIVITY	TOTAL	KNIFE OTHER		HANDS	TWO	ONE MAN	DETECT OR		OTHER		POLICE		
	ASSLTS	OTHER DANGER	FIST	MAN	VEHICLE	SPECIAL ASSIGN	OTHER	ASSAULTS					
	WEAPON	FIREARM INSTR	WEAPON	FEET	VEH	ALONE ASSIST	ALONE ASSIST	ALONE ASSIST	CLEARED				
	(A)	(B)	(C)	(D)	(E)	(F)	(G)	(H)	(I)	(J)	(K)	(L)	(M)
RESPOND TO DISTURB CALL													
BURGLARIES IN PROGRESS													
ROBBERIES IN PROGRESS													
ATTEMPTING OTHER ARREST													
CIVIL DISORDER													
HANDLING/TRANS PRISONER	1				1	1							1
INVEST SUSP. PERSON/CIR													
AMBUSH - NO WARNING													
MENTALLY DERANGED													
TRAFFIC PURSUITS/STOPS													
OTHER													
TOTAL	1				1	1							1
NUMBER W/ PERSONAL INJU													
NUMBER W/O PERSONAL INJ	1				1								
TIME OF ASSAULTS	12 AM	2 AM	4 AM	6 AM	8 AM	10 AM	NOON	2 PM	4 PM	6 PM	8 PM	10 PM	UNKNOWN
	1												

OFFICERS KILLED BY FELONIOUS ACTS: 0
 OFFICERS KILLED BY ACCIDENT OR NEGLIGENCE: 0

 TOTAL OFFICERS KILLED: 0

AGENCY: Seward PD

MONTHS OF 1/91 to 12/91

OFFENSES KNOWN TO POLICE

CLASSIFICATION OF OFFENSES	OFFENSES REPORTED OR KNOWN	UNFOUNDED FALSE OR BASELESS	NUMBER OF ACTUAL OFFENSES	** OFFENSES CLEARED ** BY ARREST OR EXCEPTION JUVENILES ONLY	
				TOTAL	ONLY
CRIMINAL HOMICIDE					
MURDER & NONNEG MANSL	1		1	1	
MANSL BY NEGLIGENCE					
TOTAL	1	0	1	1	0
FORCIBLE RAPE					
RAPE BY FORCE					
ATTEMPTD FORCABLE RAPE					
TOTAL	0	0	0	0	0
ROBBERY					
FIREARM					
KNIFE/CUTTING INSTRMT					
OTHR DANGEROUS WEAPON					
STRONG-ARM (HANDS, FISTS)	1		1	1	
TOTAL	1	0	1	1	0
ASSAULT					
FIREARM	1		1	1	
KNIFE OR CUTTING INSTR.	2		2	2	
OTHER DANGEROUS WEAPON					
HANDS, FIST, FEET, AGGRAVTD	9	1	8	7	
OTHER ASSAULTS - SIMPLE	34	1	33	28	1
TOTAL	46	2	44	38	1
BURGLARY					
FORCIBLE ENTRY	6		6	4	1
UNLAWFUL ENTRY - NO FORCE	6		6		
ATTEMPTED FORCIBLE ENTRY					
TOTAL	12	0	12	4	1
LARCENY					
THEFT(EX MOTOR VEHICLES)	83	5	78	38	21
TOTAL	83	5	78	38	21
MOTOR VEHICLE THEFT					
AUTOS	3		3	2	1
TRUCKS AND BUSES					
OTHER VEHICLES	9	1	8	4	
TOTAL	12	1	11	6	1
GRAND TOTAL	155	8	147	88	24

PROPERTY STOLEN BY CLASSIFICATION

CLASSIFICATION OF OFFENSES	NUMBER OF ACTUAL OFFENSES		VALUE OF PROPERTY STOLEN	
MURDER/MANSLAUGHTER				
MURDER/NONNEG MANSLAUGHTER	1			
TOTAL	1	0	\$0.00	\$0.00
RAPE				
FORCIBLE RAPE				
TOTAL	0	0	\$0.00	\$0.00
ROBBERY				
HIGHWAY (STRT, ALLEYS, ETC)				
COMMERCIAL HOUSE	1		\$800.00	
GAS OR SERVICE STATION				
CHAIN STORE				
RESIDENCE				
BANK				
MISCELLANEOUS				
TOTAL	1	0	\$800.00	\$0.00
BURGLARY				
RESIDENCE (DWELLING)				
NIGHT (6PM - 6AM)	2		\$3,500.00	
DAY (6AM - 6PM)	1			
UNKNOWN				
NON-RESIDENCE (STORE ETC)				
NIGHT (6PM - 6AM)	7		\$1,512.00	
DAY (6AM - 6PM)	1		\$216.00	
UNKNOWN	1		\$100.00	
TOTAL	12	0	\$5,328.00	\$0.00
LARCENIES BY VALUE (EX MV)				
\$200 AND OVER	17		\$19,325.00	
\$50 TO \$200	17		\$1,788.00	
UNDER \$50	44		\$87.00	
LARCENIES BY TYPE				
POCKET - PICKING				
PURSE - SNATCHING				
SHOPLIFTING		12		\$40.00
FROM MOTOR VEHICLES		10		\$5,015.00
MOTOR VEH. PARTS & ACC.		1		
BICYCLES		4		\$150.00
FROM BUILDINGS (EX C & H)		14		\$9,107.00
FROM ANY COIN-OP MACHINES				
ALL OTHER		37		\$6,888.00
TOTAL	78	78	\$21,200.00	\$21,200.00
MOTOR VEHICLE THEFTS				
MOTOR VEHICLE THEFTS	11		\$13,000.00	
MOTOR VEHICLES RECOVERED				
STOLEN & REC'D LOCALLY		4		
STOLEN LOC & REC'D OTHER		1		
STOLEN OTHER & RECD LOCAL				
TOTAL	11	5	\$13,000.00	\$0.00
GRAND TOTAL	103		\$40,328.00	

PROPERTY STOLEN/RECOVERED BY TYPE

TYPE OF PROPERTY -----	VALUE OF PROPERTY STOLEN -----	VALUE OF PROPERTY RECOVERED -----
CURRENCY, NOTES, ETC.	\$7,228.00	
JEWELRY & PRECIOUS METALS	\$4,500.00	\$800.00
CLOTHING AND FURS	\$1,850.00	
LOCALLY STOLEN MOTOR VEH.	\$13,000.00	\$12,000.00
OFFICE EQUIPMENT		
TV, RADIOS, CAMERAS, ETC.	\$3,410.00	\$3,000.00
FIREARMS	\$1,500.00	
HOUSEHOLD GOODS	\$255.00	
CONSUMABLE GOODS	\$1,907.00	\$157.00
LIVESTOCK	\$200.00	\$100.00
MISCELLANEOUS	\$6,478.00	\$1,208.00
-----	-----	-----
GRAND TOTAL	\$40,328.00	\$17,265.00

AGE, SEX AND RACE OF PERSON ARRESTED

18 YEARS OF AGE AND OVER

OFFENSE	CLASS	SEX	A G E																	R A C E			
			18	19	20	21	22	23	24	25	30	35	40	45	50	55	60	65	TOTAL	WHT	BLK	IND	ASN
MURDER		M		1															1				
	01A	F																	0	1			
MANSLAUGHTER		M																	0				
	01B	F																	0				
RAPE		M																	0				
	02	F																	0				
ROBBERY		M								1									1				
	03	F																	0	1			
AGG. ASSAULT		M	1	2	1			2	3		1								10			1	
	04	F																	0	9			
BURGLARY		M		2						1									3				
	05	F																	0	3			
LARCENY		M	1		1	1		1	1	3	2	2	1						13				
	06	F						2											2	14		1	
MV. THEFT		M						1		1	1	1							4				
	07	F																	0	3		1	
DRUG ASSLT.		M		3		2		2	1	4	5	2	3	2			1		25				
	08	F			1	1													2	23		4	
ARSON		M								1									1				
	09	F																	0	1			
FORGERY		M																	0				
	10	F																	0				
FRAUD		M			1					1									2				
	11	F									1								1	3			
EMBEZZLEMENT		M																	0				
	12	F																	0				
STOLEN PROPERTY		M																	0				
	13	F																	0				
VANDALISM		M		1						2	2		1						6				
	14	F									1								1	6		1	
WEAPONS		M						2			1	2	3						8				
	15	F																	0	8			
PROSTITUTION		M																	0				
	16	F																	0				
SEX OFFENSES		M								1				1		1			3				
	17	F																	0	2		1	
SALE/MANUFACTURE OF DRUGS																			0				
																			0				
NARCOTICS		M										1							1				
	18A	F																	0	1			
MARIJUANA		M																	0				
	18B	F																	0				

AGE, SEX AND RACE OF PERSON ARRESTED

18 YEARS OF AGE AND OVER

OFFENSE	CLASS	SEX	A G E																	R A C E			
			18	19	20	21	22	23	24	25	30	35	40	45	50	55	60	65	TOTAL	WHT	BLK	IND	ASN
SYNTHETIC NARCOTICS		M																0					
18C		F																0					
OTHER NON-NARCOTIC		M																0					
18D		F																0					
POSSESSION OF DRUGS																		0					
																		0					
NARCOTICS		M			1					2								3					
18E		F									1							1	4				
MARIJUANA		M	1		4	2				4	3	3					1	18					
18F		F																0	16		2		
SYNTHETIC NARCOTICS		M																0					
18G		F																0					
OTHER NON-NARCOTIC		M																0					
18H		F																0					
DRUG ABUSE GRAND TOTAL		M																0					
		F																0					
GAMBLING																		0					
																		0					
BOOKMAKING		M																0					
19A		F																0					
NUMBERS		M																0					
19B		F																0					
OTHER GAMBLING		M																0					
19C		F																0					
FAMILY/CHILD		M																0					
20		F																0					
DRIV. INFLC.		M	3	1	3	3	3	4	1	17	25	18	11	3	5	1	2	1	101				
21		F		1		1				3	3	2	2			1			13	101		13	
LIQUOR		M	14	18	22														54				
22		F	2	1	2														5	46		13	
DISORDERLY		M				1		2	1	3		1	3	2	2				15				
24		F				1					1								2	13		4	
ALL OTHER		M	5	5	21	22	13	6	10	71	48	32	21	3	2	1	2	1	263				
26		F	1			2	3			9	10	5	2	1	1				34	250		47	
			25	33	54	31	16	18	19	112	88	62	43	11	9	3	5	3	532				
			3	2	3	5	3	2		12	17	7	4	1	1	1			61	505		88	
GRAND TOTAL			28	35	57	36	19	20	19	124	105	69	47	12	10	4	5	3	593	505		88	

AGE, SEX AND RACE OF PERSONS ARRESTED

UNDER 18 YEARS OF AGE

OFFENSE	CLASS	SEX	***** AGE *****					TOTAL UNDER 18	***** RACE *****			
			12/ UNDER	13 14	15	16	17		WHITE	BLACK	IND	ASIAN
MURDER	01A	M						0				
		F						0				
MANSLAUGHTER	01B	M						0				
		F						0				
RAPE	02	M						0				
		F						0				
ROBBERY	03	M						0				
		F						0				
AGG. ASSAULT	04	M						0				
		F						0				
BURGLARY	05	M					1	1	2			
		F						0	1		1	
LARCENY	06	M	8	2	3	4	3	20				
		F		1				1	20		1	
MV. THEFT	07	M					1	1				
		F						0	1			
OTH. ASSLTs.	08	M					1	1				
		F						0	1			
ARSON	09	M						0				
		F						0				
FORGERY	10	M						0				
		F						0				
FRAUD	11	M						0				
		F						0				
EMBEZZLEMENT	12	M						0				
		F						0				
STOLEN PROPERTY	13	M						0				
		F						0				
VANDALISM	14	M	2	1			1	4				
		F						0	4			
WEAPONS	15	M	1	1				2				
		F						0	2			
PROSTITUTION	16	M						0				
		F						0				
SEX OFFENSES	17	M						0				
		F						0				
SALE/MANUFACTURE OF DRUGS								0				
								0				
NARCOTICS	18A	M						0				
		F						0				
MARIJUANA	18B	M						0				
		F						0				
SYNTHETIC NARCOTICS	18C	M						0				
		F						0				

AGE, SEX AND RACE OF PERSONS ARRESTED

UNDER 18 YEARS OF AGE

OFFENSE	CLASS	SEX	***** AGE *****					***** RACE *****				
			12/ UNDER	13 14	15	16	17	TOTAL UNDER 18	WHITE	BLACK	IND	ASIAN
OTHER NON-NARCOTIC	18D	M						0				
		F						0				
POSSESSION OF DRUGS								0				
								0				
NARCOTICS	18E	M						0				
		F						0				
MARIJUANA	18F	M						0				
		F						0				
SYNTHETIC NARCOTICS	18G	M						0				
		F						0				
OTHER NON-NARCOTIC	18H	M						0				
		F						0				
DRUG ABUSE GRAND TOTAL		M						0				
		F						0				
GAMBLING								0				
								0				
BOOKMAKING	19A	M						0				
		F						0				
NUMBERS	19B	M						0				
		F						0				
OTHER GAMBLING	19C	M						0				
		F						0				
FAMILY/CHILD	20	M						0				
		F						0				
DRIV. INFLC.	21	M		1				1				
		F						0	1			
LIQUOR	22	M		4	5	9	15	33				
		F	1	3	1	1	3	9	39	1	2	
DISORDERLY	24	M						0				
		F						0				
CURFEW	28	M						0				
		F						0				
RUN-AWAYS	29	M						0				
		F						0				
ALL OTHER	26	M		2	1		4	7				
		F				1		1	8			
		M	11	11	9	14	26	71				
		F	1	4	1	2	3	11	77	1	4	
GRAND TOTAL			12	15	10	16	29	82	77	1	4	

AGENCY: Seward PD

YEAR ENDING 1991

LAW ENFORCEMENT OFFICERS KILLED OR ASSAULTED

TYPE OF ACTIVITY	TOTAL		KNIFE	OTHER	HANDS	TWO	ONE MAN	DETECT OR				POLICE	
	ASSLTs		OTHER	DANGER	FIST	MAN	VEHICLE	SPECIAL	ASSIGN	OTHER	ASSAULTS		
	WEAPON	FIREARM	INSTR	WEAPON	FEET	VEH	ALONE	ASSIST	ALONE	ASSIST	ALONE	ASSIST	CLEARED
	(A)	(B)	(C)	(D)	(E)	(F)	(G)	(H)	(I)	(J)	(K)	(L)	(M)
RESPOND TO DISTURB CALL	2				2	1	1						2
BURGLARIES IN PROGRESS													
ROBBERIES IN PROGRESS													
ATTEMPTING OTHER ARREST													
CIVIL DISORDER													
HANDLING/TRANS PRISONER													
INVEST SUSP. PERSON/CIR													
AMBUSH - NO WARNING													
MENTALLY DERANGED													
TRAFFIC PURSUITS/STOPS													
OTHER													
TOTAL	2				2	1	1						2
NUMBER W/ PERSONAL INJU													
NUMBER W/O PERSONAL INJ	2				2								

OFFICERS KILLED BY FELONIOUS ACTS: 0
 OFFICERS KILLED BY ACCIDENT OR NEGLIGENCE: 0
 TOTAL OFFICERS KILLED: 0

Seward PD

FOR YEAR ENDING: 1991

RETURN OF ARSON OFFENSES KNOWN TO LAW ENFORCEMENT

(1) PROPERTY CLASSIFICATION	(2) OFFENSES REPORTED OR KNOWN	(3) UNFOUNDED, FALSE OR BASELESS	(4) NUMBER OF ACTUAL OFFENSES	(5) CLEARED BY ARREST OR EXCEPTION	(6) CLEARANCES INVOLVING ONLY PERSONS < 18	(7) NORMALLY UNUSED STRUCTURES	(8) ESTIMATED VALUE OF DAMAGE
<hr/>							
STRUCTURAL							
SINGLE OCCUP RESIDENT							
OTHER RESIDENTIAL							
STORAGE							
INDUSTRIAL/MANUFACTU.	1		1	1		1	
OTHER COMMERCIAL							
COMMUNITY/PUBLIC							
ALL OTHER STRUCTURES							
TOTAL:	1	0	1	1	0	1	\$0.00
<hr/>							
MOBILE							
MOTOR VEHICLES							
OTHER MOBILE PROPERTY							
TOTAL:	0	0	0	0	0	0	\$0.00
<hr/>							
OTHER							
OTHER							
TOTAL:	0	0	0	0	0	0	\$0.00
<hr/>							
GRAND TOTAL	1	0	1	1	0	1	\$0.00

AGENCY: Skagway PD

MONTHS OF 1/91 to 12/91

OFFENSES KNOWN TO POLICE

CLASSIFICATION OF OFFENSES	OFFENSES REPORTED OR KNOWN	UNFOUNDED FALSE OR BASELESS	NUMBER OF ACTUAL OFFENSES	** OFFENSES CLEARED ** BY ARREST OR EXCEPTION TOTAL JUVENILES ONLY	
CRIMINAL HOMICIDE					
MURDER & NONNEG MANSL					
MANSL BY NEGLIGENCE					
TOTAL	0	0	0	0	0
FORCIBLE RAPE					
RAPE BY FORCE					
ATTEMPTD FORCABLE RAPE					
TOTAL	0	0	0	0	0
ROBBERY					
FIREARM					
KNIFE/CUTTING INSTRMT					
OTHR DANGEROUS WEAPON					
STRONG-ARM (HANDS,FISTS)					
TOTAL	0	0	0	0	0
ASSAULT					
FIREARM					
KNIFE OR CUTTING INSTR.	1		1	1	
OTHER DANGEROUS WEAPON					
HANDS,FIST,FEET, AGGRAVTD	4	1	3	4	
OTHER ASSAULTS - SIMPLE	2	1	1	2	
TOTAL	7	2	5	7	0
BURGLARY					
FORCIBLE ENTRY	1		1	1	
UNLAWFUL ENTRY - NO FORCE					
ATTEMPTED FORCIBLE ENTRY					
TOTAL	1	0	1	1	0
LARCENY					
THEFT(EX MOTOR VEHICLES)	16	1	15	15	1
TOTAL	16	1	15	15	1
MOTOR VEHICLE THEFT					
AUTOS					
TRUCKS AND BUSES					
OTHER VEHICLES					
TOTAL	0	0	0	0	0
GRAND TOTAL	24	3	21	23	1

PROPERTY STOLEN BY CLASSIFICATION

CLASSIFICATION OF OFFENSES	NUMBER OF ACTUAL OFFENSES		VALUE OF PROPERTY STOLEN	
MURDER/MANSLAUGHTER				
MURDER/NOINNEG MANSLAUGHTER				
TOTAL	0	0	\$0.00	\$0.00
RAPE				
FORCIBLE RAPE				
TOTAL	0	0	\$0.00	\$0.00
ROBBERY				
HIGHWAY (STRT, ALLEYS, ETC)				
COMMERCIAL HOUSE				
GAS OR SERVICE STATION				
CHAIN STORE				
RESIDENCE				
BANK				
MISCELLANEOUS				
TOTAL	0	0	\$0.00	\$0.00
BURGLARY				
RESIDENCE (DWELLING)				
NIGHT (6PM - 6AM)				
DAY (6AM - 6PM)				
UNKNOWN				
NON-RESIDENCE (STORE ETC)				
NIGHT (6PM - 6AM)	1			
DAY (6AM - 6PM)				
UNKNOWN				
TOTAL	1	0	\$0.00	\$0.00
LARCENIES BY VALUE (EX MV)				
\$200 AND OVER	4		\$13,632.00	
\$50 TO \$200	5		\$420.00	
UNDER \$50	6		\$35.00	
LARCENIES BY TYPE				
POCKET - PICKING				
PURSE - SNATCHING		3		\$2,193.00
SHOPLIFTING		1		\$599.00
FROM MOTOR VEHICLES				
MOTOR VEH. PARTS & ACC.				
BICYCLES		1		\$50.00
FROM BUILDINGS (EX C & H)				
FROM ANY COIN-OP MACHINES		10		\$11,245.00
ALL OTHER				
TOTAL	15	15	\$14,087.00	\$14,087.00
MOTOR VEHICLE THEFTS				
MOTOR VEHICLE THEFTS				
MOTOR VEHICLES RECOVERED				
STOLEN & REC'D LOCALLY				
STOLEN LOC & REC'D OTHER				
STOLEN OTHER & RECD LOCAL				
TOTAL	0	0	\$0.00	\$0.00
GRAND TOTAL	16		\$14,087.00	

AGENCY: Skagway PD

Months of 1/91 to 12/91

PROPERTY STOLEN/RECOVERED BY TYPE

TYPE OF PROPERTY -----	VALUE OF PROPERTY STOLEN -----	VALUE OF PROPERTY RECOVERED -----
CURRENCY, NOTES, ETC.	\$60.00	
JEWELRY & PRECIOUS METALS	\$11,050.00	
CLOTHING AND FURS	\$595.00	
LOCALLY STOLEN MOTOR VEH.		
OFFICE EQUIPMENT		
TV, RADIOS, CAMERAS, ETC.	\$2,037.00	
FIREARMS		
HOUSEHOLD GOODS		
CONSUMABLE GOODS	\$25.00	\$25.00
LIVESTOCK		
MISCELLANEOUS	\$320.00	\$110.00

GRAND TOTAL	\$14,087.00	\$135.00

AGE, SEX AND RACE OF PERSON ARRESTED

18 YEARS OF AGE AND OVER

OFFENSE	CLASS	SEX	A G E																	R A C E			
			18	19	20	21	22	23	24	25 29	30 34	35 39	40 44	45 49	50 54	55 59	60 64	65 OV	TOTAL	WHT	BLK	IND	ASN
MURDER		M																	0				
	01A	F																	0				
MANSLAUGHTER		M																	0				
	01B	F																	0				
RAPE		M																	0				
	02	F																	0				
ROBBERY		M																	0				
	03	F																	0				
AGG. ASSAULT		M							1		1			1			1		4				
	04	F																	0	4			
BURGLARY		M										1							1				
	05	F																	0	1			
LARCENY		M			1						2								3				
	06	F																	0	3			
MV. THEFT		M																	0				
	07	F																	0				
OTH. ASSLT.		M							1										1				
	08	F																	0	1			
ARSON		M																	0				
	09	F																	0				
FORGERY		M																	0				
	10	F																	0				
FRAUD		M																	0				
	11	F																	0				
EMBEZZLEMENT		M																	0				
	12	F																	0				
STOLEN PROPERTY		M																	0				
	13	F																	0				
VANDALISM		M							1										1				
	14	F																	0	1			
WEAPONS		M										1							1				
	15	F																	0	1			
PROSTITUTION		M																	0				
	16	F																	0				
SEX OFFENSES		M										1							1				
	17	F																	0	1			
SALV/MANUFACTURE OF DRUGS																			0				
																			0				
NARCOTICS		M																	0				
	18A	F																	0				
MARIJUANA		M																	0				
	18B	F																	0				

AGE, SEX AND RACE OF PERSON ARRESTED

18 YEARS OF AGE AND OVER

OFFENSE	CLASS	SEX	A G E																	R A C E			
			18	19	20	21	22	23	24	25	30	35	40	45	50	55	60	65	TOTAL	WHT	BLK	IND	ASN
SYNTHETIC NARCOTICS		M																	0				
18C		F																	0				
OTHER NON-NARCOTIC		M																	0				
18D		F																	0				
POSSESSION OF DRUGS																			0				
																			0				
NARCOTICS		M																	0				
18E		F																	0				
MARIJUANA		M																	0				
18F		F																	0				
SYNTHETIC NARCOTICS		M																	0				
18G		F																	0				
OTHER NON-NARCOTIC		M																	0				
18H		F																	0				
DRUG ABUSE GRAND TOTAL		M																	0				
		F																	0				
GAMBLING																			0				
																			0				
BOOKMAKING		M																	0				
19A		F																	0				
NUMBERS		M																	0				
19B		F																	0				
OTHER GAMBLING		M																	0				
19C		F																	0				
FAMILY/CHILD		M																	0				
20		F																	0				
DRIV. INFLC.		M	1						1	1	2	1		1	2	1			10				
21		F					1			1	1				1				4	13		1	
LIQUOR		M	2	5	6	2													15				
22		F	2																2	17			
DISORDERLY		M							1			1							2				
24		F																	0	2			
ALL OTHER		M							1	1	1	1		4	4	2			14				
26		F																	0	14			
			3	5	7	2			6	2	6	6		6	6	3	1		53				
			2				1			1	1				1				6	58		1	
GRAND TOTAL			5	5	7	2	1	0	6	3	7	6	0	6	7	3	1	0	59	58		1	

AGE, SEX AND RACE OF PERSONS ARRESTED

UNDER 18 YEARS OF AGE

OFFENSE	CLASS	SEX	***** AGE *****					***** RACE *****				
			12/ UNDER	13 14	15	16	17	TOTAL UNDER 18	WHITE	BLACK	IND	ASIAN
MURDER	01A	M F						0 0				
MANSLAUGHTER	01B	M F						0 0				
RAPE	02	M F						0 0				
ROBBERY	03	M F						0 0				
AGG. ASSAULT	04	M F						0 0				
BURGLARY	05	M F						0 0				
LARCENY	06	M F		1				1 0		1		
MV. THEFT	07	M F						0 0				
OTH. ASSLTs.	08	M F						0 0				
ARSON	09	M F						0 0				
FORGERY	10	M F	1	2	2			0 5		5		
FRAUD	11	M F						0 0				
EMBEZZLEMENT	12	M F						0 0				
STOLEN PROPERTY	13	M F						0 0				
VANDALISM	14	M F		2	4	1		7 0		7		
WEAPONS	15	M F						0 0				
PROSTITUTION	16	M F						0 0				
SEX OFFENSES	17	M F						0 0				
SALE/MANUFACTURE OF DRUGS								0 0				
NARCOTICS	18A	M F						0 0				
MARIJUANA	18B	M F						0 0				
SYNTHETIC NARCOTICS	18C	M F						0 0				

AGE, SEX AND RACE OF PERSONS ARRESTED

UNDER 18 YEARS OF AGE

OFFENSE	CLASS	SEX	***** AGE *****					***** RACE *****				
			12/ UNDER	13 14	15	16	17	TOTAL UNDER 18	WHITE	BLACK	IND	ASIAN
OTHER NON-NARCOTIC	18D	M						0				
		F						0				
POSSESSION OF DRUGS								0				
								0				
NARCOTICS	18E	M						0				
		F						0				
MARIJUANA	18F	M						0				
		F						0				
SYNTHETIC NARCOTICS	18G	M						0				
		F						0				
OTHER NON-NARCOTIC	18H	M						0				
		F						0				
DRUG ABUSE GRAND TOTAL		M						0				
		F						0				
GAMBLING								0				
								0				
BOOKMAKING	19A	M						0				
		F						0				
NUMBERS	19B	M						0				
		F						0				
OTHER GAMBLING	19C	M						0				
		F						0				
FAMILY/CHILD	20	M						0				
		F						0				
DRIV. INFLC.	21	M						0				
		F						0				
LIQUOR	22	M			2		2	4				
		F				5	1	6	9		1	
DISORDERLY	24	M						0				
		F						0				
CURFEW	28	M						0				
		F						0				
RUN-AWAYS	29	M						0				
		F						0				
ALL OTHER	26	M		1			1	2				
		F						0	2			
		M		4	6	1	3	14				
		F	1	2	2	5	1	11	24		1	
GRAND TOTAL			1	6	8	6	4	25	24		1	

AGENCY: Skagway PD

YEAR ENDING 1991

LAW ENFORCEMENT OFFICERS KILLED OR ASSAULTED

TYPE OF ACTIVITY	TOTAL		KNIFE	OTHER	HANDS	TWO	ONE MAN	DETECT OR		OTHER		POLICE	
	ASSLTS		OTHER	DANGER	FIST	MAN	VEHICLE	SPECIAL	ASSIGN	ALONE	ASSIST	ASSAULTS	
	WEAPON	FIREARM	INSTR	WEAPON	FEET	VEH	ALONE	ASSIST	ALONE	ASSIST	ALONE	ASSIST	CLEARED
	(A)	(B)	(C)	(D)	(E)	(F)	(G)	(H)	(I)	(J)	(K)	(L)	(M)
RESPOND TO DISTURB CALL													
BURGLARIES IN PROGRESS													
ROBBERIES IN PROGRESS													
ATTEMPTING OTHER ARREST													
CIVIL DISORDER													
HANDLING/TRANS PRISONER													
INVEST SUSP. PERSON/CIR													
AMBUSH - NO WARNING													
MENTALLY DERANGED													
TRAFFIC PURSUITS/STOPS	1				1		1						1
OTHER													
TOTAL	1				1		1						1
NUMBER W/ PERSONAL INJU	1				1								
NUMBER W/O PERSONAL INJ													
TIME OF ASSAULTS	12 AM	2 AM	4 AM	6 AM	8 AM	10 AM	NOON	2 PM	4 PM	6 PM	8 PM	10 PM	UNKNOWN
				</									

OFFICERS KILLED BY FELONIOUS ACTS: 0
 OFFICERS KILLED BY ACCIDENT OR NEGLIGENCE: 0

 TOTAL OFFICERS KILLED: 0

AGENCY: Soldotna PD

MONTHS OF 1/91 to 12/91

OFFENSES KNOWN TO POLICE

CLASSIFICATION OF OFFENSES	OFFENSES REPORTED OR KNOWN	UNFOUNDED FALSE OR BASELESS	NUMBER OF ACTUAL OFFENSES	** OFFENSES CLEARED **	
				BY ARREST OR EXCEPTION	JUVENILES ONLY
TOTAL				TOTAL	ONLY
CRIMINAL HOMICIDE					
MURDER & NONNEG MANSL					
MANSL BY NEGLIGENCE					
TOTAL	0	0	0	0	0
FORCIBLE RAPE					
RAPE BY FORCE					
ATTMPTD FORCABLE RAPE					
TOTAL	0	0	0	0	0
ROBBERY					
FIREARM					
KNIFE/CUTTING INSTRMT					
OTHR DANGEROUS WEAPON					
STRONG-ARM (HANDS,FISTS)					
TOTAL	0	0	0	0	0
ASSAULT					
FIREARM	4		4	3	
KNIFE OR CUTTING INSTR.					
OTHER DANGEROUS WEAPON					
HANDS,FIST,FEET, AGGRAVTD	9		9	7	1
OTHER ASSAULTS - SIMPLE	31		31	22	
TOTAL	44	0	44	32	1
BURGLARY					
FORCIBLE ENTRY	25		25	6	
UNLAWFUL ENTRY - NO FORCE	6		6		
ATTEMPTED FORCIBLE ENTRY					
TOTAL	31	0	31	6	0
LARCENY					
THEFT(EX MOTOR VEHICLES)	211		211	51	22
TOTAL	211	0	211	51	22
MOTOR VEHICLE THEFT					
AUTOS	10		10	2	
TRUCKS AND BUSES					
OTHER VEHICLES					
TOTAL	10	0	10	2	0
GRAND TOTAL	296	0	296	91	23

PROPERTY STOLEN BY CLASSIFICATION

CLASSIFICATION OF OFFENSES	NUMBER OF ACTUAL OFFENSES		VALUE OF PROPERTY STOLEN	
MURDER/MANSLAUGHTER				
MURDER/NONNEG MANSLAUGHTER				
TOTAL	0	0	\$0.00	\$0.00
RAPE				
FORCIBLE RAPE				
TOTAL	0	0	\$0.00	\$0.00
ROBBERY				
HIGHWAY (STRT, ALLEYS, ETC)				
COMMERCIAL HOUSE				
GAS OR SERVICE STATION				
CHAIN STORE				
RESIDENCE				
BANK				
MISCELLANEOUS				
TOTAL	0	0	\$0.00	\$0.00
BURGLARY				
RESIDENCE (DWELLING)				
NIGHT (6PM - 6AM)	1			
DAY (6AM - 6PM)	2			
UNKNOWN				
NON-RESIDENCE (STORE ETC)				
NIGHT (6PM - 6AM)	9		\$114.00	
DAY (6AM - 6PM)	19		\$36,239.00	
UNKNOWN				
TOTAL	31	0	\$36,353.00	\$0.00
LARCENIES BY VALUE (EX MV)				
\$200 AND OVER	48		\$45,591.00	
\$50 TO \$200	36		\$4,233.00	
UNDER \$50	127		\$631.00	
LARCENIES BY TYPE				
POCKET - PICKING		4		\$435.00
PURSE - SNATCHING				\$767.00
SHOPLIFTING		30		\$1,418.00
FROM MOTOR VEHICLES		7		\$3,000.00
MOTOR VEH. PARTS & ACC.		2		\$149.00
BICYCLES		1		\$11,980.00
FROM BUILDINGS (EX C & H)		35		\$32,706.00
FROM ANY COIN-OP MACHINES				
ALL OTHER		132		
TOTAL	211	211	\$50,455.00	\$50,455.00
MOTOR VEHICLE THEFTS				
MOTOR VEHICLE THEFTS	10		\$37,343.00	
MOTOR VEHICLES RECOVERED				
STOLEN & REC'D LOCALLY				
STOLEN LOC & REC'D OTHER				
STOLEN OTHER & RECD LOCAL				
TOTAL	10	0	\$37,343.00	\$0.00
GRAND TOTAL	252		\$124,151.00	

AGENCY: Soldotna PD

Months of 1/91 to 12/91

PROPERTY STOLEN/RECOVERED BY TYPE

TYPE OF PROPERTY	VALUE OF PROPERTY STOLEN	VALUE OF PROPERTY RECOVERED
CURRENCY, NOTES, ETC.	\$4,503.00	
JEWELRY & PRECIOUS METALS		
CLOTHING AND FURS		
LOCALLY STOLEN MOTOR VEH.	\$34,838.00	
OFFICE EQUIPMENT		
TV, RADIOS, CAMERAS, ETC.	\$800.00	
FIREARMS		
HOUSEHOLD GOODS		
CONSUMABLE GOODS	\$1,298.00	
LIVESTOCK		
MISCELLANEOUS	\$82,712.00	\$907.00
GRAND TOTAL	\$124,151.00	\$907.00

AGE, SEX AND RACE OF PERSON ARRESTED

18 YEARS OF AGE AND OVER

OFFENSE	CLASS	SEX	A G E																		R A C E												
			18	19	20	21	22	23	24	25	29	30	34	35	39	40	44	45	49	50	54	55	59	60	64	65	OV	TOTAL	WHT	BLK	IND	ASN	
MURDER		M																										0					
	01A	F																										0					
MANSLAUGHTER		M																										0					
	01B	F																										0					
RAPE		M																										0					
	02	F																										0					
ROBBERY		M																										0					
	03	F																										0					
AGG. ASSAULT		M	1					1				2		1	2													7					
	04	F								1	1																	2	9				
BURGLARY		M	1		1			1	1											1								5					
	05	F		1																								1	6				
LARCENY		M	3	1					1			1	2							1								9					
	06	F	3		1					1			1						1									7	15	1			
MV. THEFT		M																										0					
	07	F																										0					
OTH. ASSLT.		M		1	1			1	1		3	4	3	1														15					
	08	F										1									1							2	14	3			
ARSON		M																										0					
	09	F																										0					
FORGERY		M																										0					
	10	F																										0					
FRAUD		M																										0					
	11	F																										0					
EMBEZZLEMENT		M																										0					
	12	F																										0					
STOLEN PROPERTY		M																										0					
	13	F																										0					
VANDALISM		M	1		1				1		1	1																	5				
	14	F										1																1	5	1			
WEAPONS		M								3																		3					
	15	F																										0	3				
PROSTITUTION		M																										0					
	16	F																										0					
SEX OFFENSES		M							1																			1					
	17	F																										0	1				
SALE/MANUFACTURE OF DRUGS																												0					
																												0					
NARCOTICS		M																										0					
	18A	F																										0					
MARIJUANA		M																										0					
	18B	F																										0					

AGE, SEX AND RACE OF PERSON ARRESTED

18 YEARS OF AGE AND OVER

OFFENSE	CLASS	SEX	A G E																	R A C E			
			18	19	20	21	22	23	24	25	30	35	40	45	50	55	60	65	TOTAL	WHT	BLK	IND	ASN
SYNTHETIC NARCOTICS	M																		0				
18C	F																		0				
OTHER NON-NARCOTIC	M																		0				
18D	F																		0				
POSSESSION OF DRUGS																			0				
																			0				
NARCOTICS	M								1										1				
18E	F																		0				
MARIJUANA	M		1		2			1											4				
18F	F																		0		4		
SYNTHETIC NARCOTICS	M																		0				
18G	F																		0				
OTHER NON-NARCOTIC	M																		0				
18H	F																		0				
DRUG ABUSE GRAND TOTAL	M																		0				
	F																		0				
GAMBLING																			0				
																			0				
BOOKMAKING	M																		0				
19A	F																		0				
NUMBERS	M																		0				
19B	F																		0				
OTHER GAMBLING	M																		0				
19C	F																		0				
FAMILY/CHILD	M																		0				
20	F																		0				
DRIV. INFLC.	M			2	4	3		5	1	14	16	12	6	4	3	2	3	2	77				
21	F							1		2	1	4	1				1		10	85		2	
LIQUOR	M		11	7	10	1													29				
22	F		2	2	1														5	33		1	
DISORDERLY	M									1		1							2				
24	F																		0	2			
ALL OTHER	M		9	14	10	6	7	15	5	17	20	17	7	1	4	2		1	135				
26	F		2	2	5	1	3	2	1	6	5	5	1		1				34	166	3		
			27	25	29	10	10	25	8	41	43	37	14	5	9	4	3	3	293				
			7	5	7	1	3	3	3	9	8	10	2	1	1	1	1		62	344	8	3	
GRAND TOTAL			34	30	36	11	13	28	11	50	51	47	16	6	10	5	4	3	355	344	8	3	

AGE, SEX AND RACE OF PERSONS ARRESTED

UNDER 18 YEARS OF AGE

OFFENSE	CLASS	SEX	***** AGE *****					***** RACE *****			
			12/ UNDER	13 14	15	16	17	TOTAL UNDER 18	WHITE	BLACK	IND ASIAN
MURDER	01A	M						0			
		F						0			
MANSLAUGHTER	01B	M						0			
		F						0			
RAPE	02	M						0			
		F						0			
ROBBERY	03	M						0			
		F						0			
AGG. ASSAULT	04	M					1	1		1	
		F						0			
BURGLARY	05	M						0			
		F						0			
LARCENY	06	M	5	7	2	2		16			
		F		3	1	1	4	9	25		
MV. THEFT	07	M						0			
		F						0			
OTH. ASSLTs.	08	M						0			
		F						0			
ARSON	09	M						0			
		F						0			
FORGERY	10	M						0			
		F						0			
FRAUD	11	M						0			
		F						0			
EMBEZZLEMENT	12	M						0			
		F						0			
STOLEN PROPERTY	13	M						0			
		F						0			
VANDALISM	14	M		2	2		1	5			
		F				1		1	6		
WEAPONS	15	M						0			
		F						0			
PROSTITUTION	16	M						0			
		F						0			
SEX OFFENSES	17	M						0			
		F						0			
SALE/MANUFACTURE OF DRUGS								0			
								0			
NARCOTICS	18A	M						0			
		F						0			
MARIJUANA	18B	M						0			
		F						0			
SYNTHETIC NARCOTICS	18C	M						0			
		F						0			

AGE, SEX AND RACE OF PERSONS ARRESTED

UNDER 18 YEARS OF AGE

OFFENSE	CLASS	SEX	***** AGE *****					***** RACE *****			
			12/ UNDER	13 14	15	16	17	TOTAL UNDER 18	WHITE	BLACK	IND ASIAN
OTHER NON-NARCOTIC	18D	M						0			
		F						0			
POSSESSION OF DRUGS								0			
								0			
NARCOTICS	18E	M						0			
		F						0			
MARIJUANA	18F	M						0			
		F						0			
SYNTHETIC NARCOTICS	18G	M						0			
		F						0			
OTHER NON-NARCOTIC	18H	M						0			
		F						0			
DRUG ABUSE GRAND TOTAL		M						0			
		F						0			
GAMBLING								0			
								0			
BOOKMAKING	19A	M						0			
		F						0			
NUMBERS	19B	M						0			
		F						0			
OTHER GAMBLING	19C	M						0			
		F						0			
FAMILY/CHILD	20	M						0			
		F						0			
DRIV. INFLC.	21	M						0			
		F						0			
LIQUOR	22	M			2	4	2	8			
		F		2			2	4	12		
DISORDERLY	24	M						0			
		F						0			
CURFEW	28	M						0			
		F						0			
RUN-AWAYS	29	M						0			
		F						0			
ALL OTHER	26	M			3	2	3	8			
		F					1	1	9		
		M	5	9	9	8	7	38			
		F		5	1	2	7	15	53		
GRAND TOTAL			5	14	10	10	14	53	53		

AGENCY: Soldotna PD

YEAR ENDING 1991

LAW ENFORCEMENT OFFICERS KILLED OR ASSAULTED

TYPE OF ACTIVITY	TOTAL		KNIFE OTHER		HANDS		ONE MAN		DETECT OR		OTHER		POLICE
	ASLTS	FIREARM	INSTR	WEAPON	FEET	VEH	ALONE	ASSIST	SPECIAL	ASSIGN	ALONE	ASSIST	ASSAULTS
	(A)	(B)	(C)	(D)	(E)	(F)	(G)	(H)	(I)	(J)	(K)	(L)	(M)
RESPOND TO DISTURB CALL	1				1		1						1
BURGLARIES IN PROGRESS													
ROBBERIES IN PROGRESS													
ATTEMPTING OTHER ARREST													
CIVIL DISORDER													
HANDLING/TRANS PRISONER													
INVEST SUSP. PERSON/CIR													
AMBUSH - NO WARNING													
MENTALLY DERANGED													
TRAFFIC PURSUITS/STOPS													
OTHER													
TOTAL	1				1		1						1
NUMBER W/ PERSONAL INJU	1				1								
NUMBER W/O PERSONAL INJ													

	12 AM	2 AM	4 AM	6 AM	8 AM	10 AM	NOON	2 PM	4 PM	6 PM	8 PM	10 PM	UNKNOWN
TIME OF ASSAULTS							1						

OFFICERS KILLED BY FELONIOUS ACTS: 0
 OFFICERS KILLED BY ACCIDENT OR NEGLIGENCE: 0
 TOTAL OFFICERS KILLED: 0

Soldotna PD

FOR YEAR ENDING: 1991

RETURN OF ARSON OFFENSES KNOWN TO LAW ENFORCEMENT

(1) PROPERTY CLASSIFICATION	(2) OFFENSES REPORTED OR KNOWN	(3) UNFOUNDED, FALSE OR BASELESS	(4) NUMBER OF ACTUAL OFFENSES	(5) CLEARED BY ARREST OR EXCEPTION	(6) CLEARANCES INVOLVING ONLY PERSONS < 18	(7) NORMALLY UNUSED STRUCTURES	(8) ESTIMATED VALUE OF DAMAGE
<hr/>							
STRUCTURAL							
SINGLE OCCUP RESIDENT							
OTHER RESIDENTIAL							
STORAGE							
INDUSTRIAL/MANUFACTUR	1		1				
OTHER COMMERCIAL							
COMMUNITY/PUBLIC							
ALL OTHER STRUCTURES							
TOTAL:	1	0	1	0	0	0	\$0.00
<hr/>							
MOBILE							
MOTOR VEHICLES							
OTHER MOBILE PROPERTY							
TOTAL:	0	0	0	0	0	0	\$0.00
<hr/>							
OTHER							
OTHER							
TOTAL:	0	0	0	0	0	0	\$0.00
<hr/>							
GRAND TOTAL	1	0	1	0	0	0	\$0.00

AGENCY: Wrangell PD

MONTHS OF 1/91 to 12/91

OFFENSES KNOWN TO POLICE

CLASSIFICATION OF OFFENSES	OFFENSES REPORTED OR KNOWN	UNFOUNDED FALSE OR BASELESS	NUMBER OF ACTUAL OFFENSES	** OFFENSES CLEARED ** BY ARREST OR EXCEPTION JUVENILES ONLY	
				TOTAL	ONLY
CRIMINAL HOMICIDE					
MURDER & NONNEG MANSL					
MANSL BY NEGLIGENCE					
TOTAL	0	0	0	0	0
FORCIBLE RAPE					
RAPE BY FORCE					
ATTEMPTD FORCABLE RAPE					
TOTAL	0	0	0	0	0
ROBBERY					
FIREARM					
KNIFE/CUTTING INSTRMT					
OTHR DANGEROUS WEAPON					
STRONG-ARM (HANDS,FISTS)					
TOTAL	0	0	0	0	0
ASSAULT					
FIREARM					
KNIFE OR CUTTING INSTR.					
OTHER DANGEROUS WEAPON					
HANDS,FIST,FEET, AGGRAVTD					
OTHER ASSAULTS - SIMPLE	46		46		
TOTAL	46	0	46	0	0
BURGLARY					
FORCIBLE ENTRY	11		11		
UNLAWFUL ENTRY - NO FORCE	1		1		
ATTEMPTED FORCIBLE ENTRY					
TOTAL	12	0	12	0	0
LARCENY					
THEFT(EX MOTOR VEHICLES)	114		114		
TOTAL	114	0	114	0	0
MOTOR VEHICLE THEFT					
AUTOS	2		2		
TRUCKS AND BUSES					
OTHER VEHICLES	1		1		
TOTAL	3	0	3	0	0
GRAND TOTAL	175	0	175	0	0

PROPERTY STOLEN BY CLASSIFICATION

CLASSIFICATION OF OFFENSES	NUMBER OF ACTUAL OFFENSES		VALUE OF PROPERTY STOLEN	
MURDER/MANSLAUGHTER				
MURDER/NONNEG MANSLAUGHTER				
TOTAL	0	0	\$0.00	\$0.00
RAPE				
FORCIBLE RAPE				
TOTAL	0	0	\$0.00	\$0.00
ROBBERY				
HIGHWAY (STRT,ALLEYS,ETC)				
COMMERCIAL HOUSE				
GAS OR SERVICE STATION				
CHAIN STORE				
RESIDENCE				
BANK				
MISCELLANEOUS				
TOTAL	0	0	\$0.00	\$0.00
BURGLARY				
RESIDENCE (DWELLING)				
NIGHT (6PM - 6AM)				
DAY (6AM - 6PM)	2			
UNKNOWN	1		\$500.00	
NON-RESIDENCE (STORE ETC)				
NIGHT (6PM - 6AM)				
DAY (6AM - 6PM)				
UNKNOWN	9		\$592.00	
TOTAL	12	0	\$1,092.00	\$0.00
LARCENIES BY VALUE (EX MV)				
\$200 AND OVER	36		\$26,917.00	
\$50 TO \$200	49		\$5,505.00	
UNDER \$50	29		\$327.00	
LARCENIES BY TYPE				
POCKET - PICKING				
PURSE - SNATCHING				
SHOPLIFTING				
FROM MOTOR VEHICLES		3		\$110.00
MOTOR VEH. PARTS & ACC.		1		\$200.00
BICYCLES				
FROM BUILDINGS (EX C & H)		7		\$630.00
FROM ANY COIN-OP MACHINES				
ALL OTHER		103		\$31,809.00
TOTAL	114	114	\$32,749.00	\$32,749.00
MOTOR VEHICLE THEFTS				
MOTOR VEHICLE THEFTS	3		\$6,600.00	
MOTOR VEHICLES RECOVERED				
STOLEN & REC'D LOCALLY		2		
STOLEN LOC & REC'D OTHER				
STOLEN OTHER & RECD LOCAL				
TOTAL	3	2	\$6,600.00	\$0.00
GRAND TOTAL	129		\$40,441.00	

AGENCY: Wrangell PD

Months of 1/91 to 12/91

PROPERTY STOLEN/RECOVERED BY TYPE

TYPE OF PROPERTY	VALUE OF PROPERTY STOLEN	VALUE OF PROPERTY RECOVERED
CURRENCY, NOTES, ETC.	\$925.00	
JEWELRY & PRECIOUS METALS	\$155.00	
CLOTHING AND FURS		
LOCALLY STOLEN MOTOR VEH.	\$8,600.00	\$6,600.00
OFFICE EQUIPMENT		
TV, RADIOS, CAMERAS, ETC.		
FIREARMS	\$200.00	
HOUSEHOLD GOODS		
CONSUMABLE GOODS	\$13.00	\$13.00
LIVESTOCK		
MISCELLANEOUS	\$30,548.00	\$10,752.00
GRAND TOTAL	\$40,441.00	\$17,365.00

AGE, SEX AND RACE OF PERSON ARRESTED

18 YEARS OF AGE AND OVER

OFFENSE	CLASS	SEX	A G E																	R A C E												
			18	19	20	21	22	23	24	25	29	30	34	35	39	40	44	45	49	50	54	55	59	60	64	65	OV	TOTAL	WHT	BLK	IND	ASN
MURDER		M																									0					
	01A	F																									0					
MANSLAUGHTER		M																									0					
	01B	F																									0					
RAPE		M																									0					
	02	F																									0					
ROBBERY		M																									0					
	03	F																									0					
AGG. ASSAULT		M																									0					
	04	F																									0					
BURGLARY		M	1		1																						2					
	05	F																									0	2				
LARCENY		M	5							2																	7					
	06	F																									0	7				
MV. THEFT		M																									0					
	07	F																									0					
OTH. ASSLTs		M	3	3	1	1			1	6			2	2					1	1							21					
	08	F	1						1	2					1												5	24		2		
ARSON		M																									0					
	09	F																									0					
FORGERY		M																									0					
	10	F											1														1	1				
FRAUD		M																									0					
	11	F																									0					
EMBEZZLEMENT		M																									0					
	12	F																									0					
STOLEN PROPERTY		M																									0					
	13	F																									0					
VANDALISM		M	4	1	2				1																			8				
	14	F																									0	8				
WEAPONS		M								1	3	1									1						6					
	15	F									1																1	7				
PROSTITUTION		M																									0					
	16	F																									0					
SEX OFFENSES		M									1																1					
	17	F																									0	1				
SALE/MANUFACTURE OF DRUGS																											0					
																											0					
NARCOTICS		M																									0					
	18A	F																									0					
MARIJUANA		M		1																							1					
	18B	F																									0					

AGE, SEX AND RACE OF PERSON ARRESTED

18 YEARS OF AGE AND OVER

OFFENSE	CLASS	SEX	A G E																	R A C E			
			18	19	20	21	22	23	24	25	30	35	40	45	50	55	60	65	TOTAL	WHT	BLK	IND	ASN
SYNTHETIC NARCOTICS	M																		0				
18C	F																		0				
OTHER NON-NARCOTIC	M																		0				
18D	F																		0				
POSSESSION OF DRUGS																			0				
																			0				
NARCOTICS	M						1												1				
18E	F										1								1	1		1	
MARIJUANA	M																		0				
18F	F																		0				
SYNTHETIC NARCOTICS	M																		0				
18G	F																		0				
OTHER NON-NARCOTIC	M																		0				
18H	F																		0				
DRUG ABUSE GRAND TOTAL	M																		0				
	F																		0				
GAMBLING																			0				
																			0				
BOOKMAKING	M																		0				
19A	F																		0				
NUMBERS	M																		0				
19B	F																		0				
OTHER GAMBLING	M																		0				
19C	F																		0				
FAMILY/CHILD	M																		0				
20	F																		0				
DRIV INFLC.	M			1	2	1	3		4	4	4	4	2		1				26				
21	F										1	1							2	24		4	
LIQUOR	M		4	9	9	2							1						25				
22	F		2																2	23		4	
DISORDERLY	M					2	1		2	1	4	1							11				
24	F																		0	11			
ALL OTHER	M		8	11	11	9	3		9	15	6	6	5	1	3				87				
26	F		1			1			2	4	2				1				11	87		11	
			25	26	26	15	8		17	29	18	14	10	1	5	2			196				
			4			1			3	6	5	2	1		1				23	196		22	1
GRAND TOTAL			29	26	26	16	8	0	20	35	23	16	11	1	6	2	0	0	219	196		22	1

AGE, SEX AND RACE OF PERSONS ARRESTED

UNDER 18 YEARS OF AGE

OFFENSE	CLASS	SEX	***** AGE *****						***** RACE *****			
			12/ UNDER	13 14	15	16	17	TOTAL UNDER 18	WHITE	BLACK	IND	ASIAN
MURDER	01A	M						0				
		F						0				
MANSLAUGHTER	01B	M						0				
		F						0				
RAPE	02	M						0				
		F						0				
ROBBERY	03	M						0				
		F						0				
AGG. ASSAULT	04	M						0				
		F						0				
BURGLARY	05	M						0				
		F						0				
LARCENY	06	M	2					2				
		F						0	2			
MV. THEFT	07	M						0				
		F						0				
OTH. ASSLTs.	08	M					2	2				
		F						0	2			
ARSON	09	M						0				
		F						0				
FORGERY	10	M						0				
		F						0				
FRAUD	11	M						0				
		F						0				
EMBEZZLEMENT	12	M						0				
		F						0				
STOLEN PROPERTY	13	M						0				
		F						0				
VANDALISM	14	M						0				
		F						0				
WEAPONS	15	M						0				
		F						0				
PROSTITUTION	16	M						0				
		F						0				
SEX OFFENSES	17	M						0				
		F						0				
SALE/MANUFACTURE OF DRUGS								0				
								0				
NARCOTICS	18A	M				1	1	2				
		F						0	1		1	
MARIJUANA	18B	M						0				
		F						0				
SYNTHETIC NARCOTICS	18C	M						0				
		F						0				

AGE, SEX AND RACE OF PERSONS ARRESTED

UNDER 18 YEARS OF AGE

OFFENSE	CLASS	SEX	***** AGE *****						***** RACE *****			
			12/ UNDER	13 14	15	16	17	TOTAL UNDER 18	WHITE	BLACK	IND	ASIAN
OTHER NON-NARCOTIC	18D	M						0				
		F						0				
POSSESSION OF DRUGS								0				
								0				
NARCOTICS	18E	M						0				
		F						0				
MARIJUANA	18F	M						0				
		F						0				
SYNTHETIC NARCOTICS	18G	M						0				
		F						0				
OTHER NON-NARCOTIC	18H	M						0				
		F						0				
DRUG ABUSE GRAND TOTAL		M						0				
		F						0				
GAMBLING								0				
								0				
BOOKMAKING	19A	M						0				
		F						0				
NUMBERS	19B	M						0				
		F						0				
OTHER GAMBLING	19C	M						0				
		F						0				
FAMILY/CHILD	20	M						0				
		F						0				
DRIV. INFLC.	21	M					1	1				
		F						0			1	
LIQUOR	22	M		1	2	4	3	10				
		F			1	1	3	5	12		3	
DISORDERLY	24	M						0				
		F					1	1	1			
CURFEW	28	M		1	5	2	5	13				
		F			1	2		3	13		3	
RUN-AWAYS	29	M						0				
		F						0				
ALL OTHER	26	M		1				1				
		F			1		1	2	3			
		M	2	3	7	7	12	31				
		F			3	3	5	11	34		8	
GRAND TOTAL			2	3	10	10	17	42	34		8	

DEFINITIONS

DEFINITIONS OF UCR

PART I

PART II

PART I OFFENSE DEFINITIONS

1. CRIMINAL HOMICIDE

Murder and nonnegligent manslaughter

Definition -- The willful (nonnegligent) killing of one human being by another.

Manslaughter by negligence

Definition -- the killing of another person through gross negligence.

2. FORCIBLE RAPE

Definition -- The carnal knowledge of a female forcibly against her will.

3. ROBBERY

Definition -- The taking or attempting to take anything of value from the care, custody, or control of a person or persons by force or threat of force or violence and/or by putting the victim in fear.

4. AGGRAVATED ASSAULT

Definition -- An unlawful attack by one person upon another for the purpose of inflicting severe or aggravated bodily injury. This type of assault usually is accompanied by the use of a weapon or by means likely to produce death or grave bodily harm.

5. BURGLARY

Definition -- The unlawful entry of a structure to commit a felony or a theft.

6. LARCENY

Definition -- The unlawful taking, carrying, leading, or riding away of property from the possession or constructive possession of another.

7. MOTOR VEHICLE THEFT

Definition -- The theft or attempted theft of a motor vehicle.

8. **ARSON**

Definition -- Any willful or malicious burning or attempt to burn, with or without intent to defraud, a dwelling house, public building, motor vehicle or aircraft, personal property or another, etc.

PART II OFFENSE DEFINITIONS

9. OTHER ASSAULTS (Simple)

Assaults and attempted assaults where no weapon was used for which did not result in serious or aggravated injury to the victim are included as other assaults.

Examples of local jurisdiction offense titles which would be included in "other assaults" are:

- Simple assault;
- Minor assault;
- Assault and battery;
- Injury by culpable negligence;
- Resisting or obstructing an officer;
- Intimidation;
- Coercion;
- Hazing;
- Attempts to commit the above

10. FORGERY AND COUNTERFEITING

In the majority of states, forgery and counterfeiting are treated as allied offenses. Placed in this class are all offenses dealing with the making, altering, uttering, or possessing, with intent to defraud, anything false in the semblance of that which is true. Include:

- Altering or forging public and other records;

- Making, altering, forging or counterfeiting bills, notes, drafts, tickets, checks, credit cards, etc.

- Forging wills, deeds, notes, bonds, seals, trademarks, etc.;

- Counterfeiting coins, plates, blank notes, checks, etc.;

- Possessing or uttering forged or counterfeited instruments;

- Erasures;

- Signing the name of another or fictitious person with intent to defraud;

- Using forged labels;

- Possession, manufacture, etc. of counterfeiting apparatus;

Selling goods with altered, forged, or counterfeited trademarks; and

All attempts to commit the above.

11. **FRAUD**

Fraudulent conversion and obtaining money or property by false pretenses. Include:

Bad checks, except forgeries and counterfeiting;

Confidence games;

Leaving full-service gas station without paying attendant;

Unauthorized withdrawal of money from an automatic teller machine; and

Attempts to commit the above.

12. **EMBEZZLEMENT**

Misappropriation or misapplication of money or property entrusted to one's care, custody, or control. Include attempts.

13. **STOLEN PROPERTY; BUYING, RECEIVING, POSSESSING**

Include in this class all offenses of buying, receiving, and possessing stolen property, as well as all attempts to commit any of these offenses.

14. **VANDALISM**

Vandalism consists of the willful or malicious destruction, injury, disfigurement, or defacement of any public or private property, real or personal, without consent of the owner or person having custody or control by cutting, tearing, breaking, marking, painting, drawing, covering with filth, or any such means as may be specified by local law. This offense covers a wide range of malicious behavior directed at property, such as; cutting auto tires, drawing obscene pictures on public rest room walls, smashing windows, destroying school records, tipping over gravestones, defacing library books, etc. Count all arrest for the above, including attempts.

15. **WEAPONS; CARRYING, POSSESSION, ETC.**

This class deals with weapon offenses, regulatory in nature, such as:

Manufacture, sale or possession of deadly weapon;

Carrying deadly weapons, concealed or openly;

Using, manufacturing, etc., silencers;

Furnishing deadly weapons to minors;
Aliens possessing deadly weapons; and
All attempts to commit any of the above.

16. **PROSTITUTION AND COMMERCIALIZED VICE**

Include in this class the sex offenses of a commercialized nature, such as:

Prostitution;

Keeping a bawdy house, disorderly house, or
house of ill fame;

Pandering, procuring, transporting, or detaining
women for immoral purposes, etc.; and

All attempts to commit any of the above.

17. **SEX OFFENSES**

(Except forcible rape, prostitution, and commercialized vice.) Include offenses against
chastity, common decency, morals, and the like, such as:

Adultery and fornication;

Buggery;

Incest;

Indecent exposure;

Indecent liberties;

Seduction

Sodomy or crime against nature;

Statutory rape (no force); and

All attempts to commit any of the above.

18. **DRUG ABUSE VIOLATIONS**

Drug abuse violation arrests are requested on the basis of the narcotics used. Include
all arrests for violations of state and local laws, specifically those relating to the
unlawful possession, sale, use, growing, manufacturing and making of narcotic drugs.
Make the following subdivisions of drug abuse violation arrests, keeping in mind to
differentiate between Sale/Manufacturing, and Possession:

1. Sale/Manufacturing

a. Opium or cocaine and their derivatives
(morphine, heroin, codeine);

b. Marijuana;

c. Synthetic narcotics--manufactured narcotics which can
cause true drug addiction (demerol, methadone); and

d. Dangerous nonnarcotic drugs (barbiturates, benzedrine)

2. Possession

- a. Opium or cocaine and their derivatives;
(morphine, heroin, codeine)
- b. Marijuana;
- c. Synthetic narcotics--manufactured narcotics which can
cause true drug addiction (demerol, methadone); and
- d. Dangerous nonnarcotic drugs (barbiturates, benzedrine)

Include all attempts to sell, manufacture, or possess any of the above.

19. **GAMBLING**

All charges which relate to promoting, permitting, or engaging in illegal gambling are included in this category. To provide a more refined collection of gambling arrests, to following breakdown should be furnished:

Bookmaking (horse and sport book)
Numbers and lottery
All other

20. **OFFENSES AGAINST THE FAMILY AND CHILDREN**

Include here all charges of nonsupport and neglect or abuse of family and children, such as:

Desertion, abandonment, or nonsupport of spouse
or child;

Neglect or abuse of spouse or child (if injury is
serious, score as aggravated assault);

Nonpayment of alimony; and

All attempts to commit any of the above.

NOTE: Do not count victims of these charges who are merely taken into custody for their own protection.

21. **DRIVING UNDER THE INFLUENCE**

This class is limited to the driving or operating of any vehicle or common carrier while drunk or under the influence of liquor or narcotics.

Include:

Operating a motor vehicle while under the
influence; and

Operating an engine, train, streetcar, boat, etc.,
while under the influence.

22. LIQUOR LAWS

With the exception of "drunkenness" (offense 23) and "driving under the influence" (offense 21), liquor law violations, state or local, are placed in this class.

Include:

Manufacture, sale, transporting, furnishing,
possessing, etc., intoxicating liquor;
Maintaining unlawful drinking places;
Bootlegging;
Operating still;
Furnishing liquor to a minor or intemperate person;
Using a vehicle for illegal transportation of liquor;
Drinking on train or public conveyance; and
All attempts to commit any of the above

23. DRUNKENNESS (NOT REPORTED)

Include in this class all offenses of drunkenness or intoxication, with the exception of "driving under the influence" (offense 21).

Drunkenness;
Drunk and disorderly;
Common or habitual drunkard;
Intoxication

24. DISORDERLY CONDUCT

In this class are placed all charges of committing a breach of the peace.

Include:

Affray;
Unlawful assembly;
Disturbing the peace;
Disturbing meetings;
Disorderly conduct in state institutions, at court,
at fairs, on trains or public conveyance, etc.;
Blasphemy, profanity, and obscene language;
Desecrating the flag;
Refusing to assist an officer; and
All attempts to commit any of the above.

25. VAGRANCY (NOT REPORTED)

Persons prosecuted on the charge of being a "suspicious character or person, etc." are included in this class.

Include:

Vagrancy;
Begging;

Loitering (persons 18 and over); and
Vagabondage.

26. ALL OTHER OFFENSES

Include in this class every other state or local offense (except traffic violations) not included in offenses 1 through 25, such as::

Admitting minors to improper places;
Abduction and compelling to marry;
Bigamy and polygamy
Blackmail and extortion;
Bribery;
Combination in restraint of trade, trusts,
monopolies;
Contempt of court;
Criminal anarchism;
Criminal syndicalism;
Discrimination, unfair competition;
Kidnapping;
Marriage within prohibited degrees;
Offenses contributing to juvenile delinquency
(except as provided for in offenses
1 to 25, such as employment of
children in immoral vocations or
practices, admitting minors to
improper places, etc.;
Perjury and subornation of perjury;
Possession, repair, manufacture, etc., of burglar's
tools;
Possession of drug paraphernalia;
Possession or sale of obscene literature, pictures
etc.;
Public nuisances;
Riot and rout;
Trespass;
Unlawfully bringing weapons into prisons or
hospitals
Unlawfully bringing drugs or liquor into state
prisons, hospitals, etc.; furnishing
to convicts;
Unlawful disinterment of the dead and violation of
sepulcher;
Unlawful use, possession, etc., of explosives;
Violations of state regulatory laws and municipal
ordinances (this does not include
those offenses or regulations which
belong in the above classes);
Violation of quarantine;
All offenses not otherwise classified; and

All attempts to commit any of the above.

27. **SUSPICION** (NOT REPORTED)

While "suspicion" is not an offense, it is the grounds for many arrests in those jurisdictions where the law permits. After examination by law enforcement officers, the prisoner is either formally charged or released. Those formally charged are entered in one of the Part I or II offense classes. This class is limited to "suspicion" arrests where persons arrested are released by the police.

28. **CURFEW AND LOITERING LAWS** (Persons under 18)

Count all arrest for violations of local curfew or loitering ordinances where such laws exist.

29. **RUNAWAYS** (Persons under 28)

For purposes of the Uniform Crime Reporting Program, report in this category apprehensions for protective custody as defined by local statute. arrests of runaways from one jurisdiction by another agency should be counted by the home jurisdiction. Do not include protective custody actions with respect to runaways taken for other jurisdictions.

