

140151

# OFFICE OF THE INSPECTOR GENERAL

2601 Blairstone Road • Tallahassee, Florida 32399-2500 • Phone: 904/488-9265

Lawton Chiles  
Governor

Harry K. Singletary, Jr.  
Secretary

NCJRS

DAN 8 1993

ACQUISITIONS



**FLORIDA**  
**DEPARTMENT OF CORRECTIONS**

**FLORIDA DEPARTMENT OF CORRECTIONS  
OFFICE OF THE INSPECTOR GENERAL  
BUREAU OF JAIL ASSISTANCE**

**COUNTY DETENTION FACILITIES  
DAILY INMATE POPULATION DATA**

**MONTHLY REPORT  
SEPTEMBER - 1992**

140151

**U.S. Department of Justice  
National Institute of Justice**

This document has been reproduced exactly as received from the person or organization originating it. Points of view or opinions stated in this document are those of the authors and do not necessarily represent the official position or policies of the National Institute of Justice.

Permission to reproduce this copyrighted material has been  
granted by  
Florida Department of Corrections

---

to the National Criminal Justice Reference Service (NCJRS).  
Further reproduction outside of the NCJRS system requires permission  
of the copyright owner.

COUNTY DETENTION FACILITIES:  
INMATE PROFILE SUMMARY  
SEPTEMBER - 1992

ABSTRACT

The County Detention Facilities Summary provides a monthly profile of Florida's detention facilities inmate population. Average daily population figures for September 1992, are collapsed into male and female categories for both adult and juvenile inmates. These population figures are also categorized into felony, misdemeanor and "other" subcategories in order to facilitate interpretation. Within both felony and misdemeanor subcategories the number of inmates held for trial or sentencing and those detained or sentenced for violation of probation are presented for September 1992. The "other" subcategory documents the number of parole violators, state inmates, undocumented aliens, holdings for other jurisdictions and individuals detained under the Baker (mental health) and Myers (alcoholism) Acts. In addition, the average daily population figures, the incarceration rates for each county, the number of overcrowded county detention facilities and the pretrial inmate levels for each facility are included in this report. County detention facilities with amended capacities since August 1992, are denoted in Table 3.

## TABLE OF CONTENTS

### COUNTY DETENTION FACILITIES: PROFILE DATA SUMMARY SEPTEMBER - 1992

	Page
Average Daily Population.....	1
Incarceration Rates.....	1
Overcrowding: Capacity vs. Population.....	2
Pretrial Population Levels.....	2

#### LIST OF TABLES

Table 1	Categorical Daily Averages.....	3
Table 2	Average Daily Populations and Incarceration Rates Per 1,000 County Population.....	4-5
Table 3	Inmate Capacity Report.....	6-8
Table 4	Pretrial Capacity Report.....	9-11

#### LIST OF FIGURES

Figures 1 & 1a	Incarceration Rates Per 1,000 County Population.....	12-14
Figures 2 & 2a	Percent ADP Over DC Rated Capacity..	15-17
Figures 3 & 3a	County Pretrial Percentages.....	18-20

COUNTY DETENTION FACILITIES:  
PROFILE DATA SUMMARY  
SEPTEMBER - 1992

Average Daily Population

On the average, there were 35,131 inmates in Florida's county detention facilities during the month of September 1992. This figure represents a 0.3 percent increase in the inmate population from that reported for August 1992. The statewide average daily population (ADP) totals for August, 1992 include 30,557 adult males (87.0%), 3,651 adult females (10.4%), and 923 juvenile offenders (2.6%). The overall distribution of male and female inmates has remained fairly constant in county detention facilities for the past five years. The following provides an analysis of the inmate population for September, 1992:

- \* 70.2% of the total inmate population were incarcerated for felony offenses, while 22.5% were detained for misdemeanor crimes. All others confined included 7.3% .
- \* Offenders held for trial represented 56.7% of the inmate population and 26.1 percent were sentenced on either felony or misdemeanor crimes.
- \* Inmates detained for violation of probation represented 8.1% of the inmate population
- \* The remaining 9.1% were various groups as listed in Table 1.

Incarceration Rates

In September of 1992, the statewide county detention incarceration rate was 2.6 per 1,000 county residents based

on the population estimate for 1990-92. Incarceration rates range from a low of 0.8 in Calhoun County a high of 8.4 per 1,000 population in Taylor County. Hamilton, Taylor, and Wakulla Counties' high incarceration rate is the direct result of holding a large proportion of their inmate population for the U.S. Marshals Service. Other counties may also be experiencing high incarceration rates due to the contracting of bed space.

#### Overcrowding: Capacity Versus Population

In August 1992, 16.42 percent (11) of the 67 counties in the State of Florida had average daily inmate populations which exceeded their Department of Corrections (DC) rated capacity between 1 and 25 percent, and the remaining fifty-six (83.58%) Florida's counties were at or below capacity.

#### Pretrial Population Levels

During the month of September 1992, 19,922 of the inmates housed in county detention facilities were classified as awaiting trial. Of these 19,922 offenders, 82.3% were awaiting trial for felony offenses while 17.7% were detained for misdemeanor violations.

TABLE 1  
COUNTY DETENTION FACILITIES  
CATEGORICAL DAILY AVERAGES  
SEPTEMBER - 1992

	<u>ADULT MALES</u>		<u>ADULT FEMALES</u>	
	<u>NUMBER</u>	<u>PERCENT</u>	<u>NUMBER</u>	<u>PERCENT</u>
<b><u>FELONIES:</u></b>				
Sentenced (365 Days or More).....	1,586	5.2	148	4.1
Sentenced (364 Days or Less).....	3,255	10.7	444	12.2
Awaiting Trial.....	14,337	46.9	1,342	36.8
Awaiting Sentencing.....	419	1.4	47	1.3
Probation Violators (Technical).....	1,921	6.3	270	7.4
<b><u>MISDEMEANORS:</u></b>				
Sentenced (365 Days or More).....	218	0.7	33	0.9
Sentenced (364 Days or Less).....	2,934	9.6	429	11.8
Awaiting Trial.....	2,967	9.7	556	15.2
Awaiting Sentencing.....	76	0.3	13	0.3
Probation Violators (Technical).....	573	1.9	70	1.9
<b><u>OTHERS:</u></b>				
Parole Violators.....	109	0.3	11	0.3
Baker Act (Mental Health).....	5	0.0	0	0.0
Myers Act (Alcoholism).....	29	0.1	5	0.1
State Inmates.....	563	1.8	49	1.3
Undocumented Aliens.....	38	0.1	28	0.8
Other Jurisdictions.....	1,527	5.0	206	5.6
SUBTOTAL:	<u>30,557</u>		<u>3,651</u>	

	<u>JUVENILE MALES</u>		<u>JUVENILE FEMALES</u>	
	<u>NUMBER</u>	<u>PERCENT</u>	<u>NUMBER</u>	<u>PERCENT</u>
<b><u>FELONIES:</u></b>				
Sentenced (365 Days or More).....	54	6.0	2	9.5
Sentenced (364 Days or Less).....	41	4.6	0	0.0
Pretrial.....	693	76.8	17	80.9
Awaiting Sentencing.....	85	9.4	1	4.8
<b><u>MISDEMEANORS:</u></b>				
Sentenced (365 Days or More).....	6	0.7	0	0.0
Sentenced (364 Days or Less).....	3	0.3	0	0.0
Pretrial.....	10	1.1	0	0.0
Awaiting Sentencing.....	9	1.0	1	4.8
Minors Beyond Staff Control (HRS)...	1	0.1	0	0.0
SUBTOTAL:	<u>902</u>		<u>21</u>	

	<u>NUMBER</u>	<u>PERCENT</u>
Adult Males.....	30,557	87.0
Adult Females.....	3,651	10.4
Juvenile Males.....	902	2.5
Juvenile Females.....	21	0.1
TOTAL:	<u>35,131</u>	

TABLE 2

COUNTY DETENTION FACILITIES  
AVERAGE DAILY POPULATIONS AND  
INCARCERATION RATES PER 1,000  
COUNTY POPULATION  
SEPTEMBER - 1992

	COUNTY POPULATION	AVERAGE DAILY POPULATION	INCARCERATION RATE
Alachua.....	187,683	473	2.5
Baker.....	19,183	72	3.7
Bay.....	132,783	462	3.5
Bradford.....	22,972	32	1.4
Brevard.....	422,388	678	1.6
Broward.....	1,314,386	2,752	2.1
Calhoun.....	11,263	9	0.8
Charlotte.....	121,035	155	1.3
Citrus.....	100,679	193	1.9
Clay.....	113,160	112	1.0
Collier.....	167,487	328	1.9
Columbia.....	44,292	160	3.6
Dade.....	2,006,900	5,584	2.8
DeSoto.....	24,883	70	2.8
Dixie.....	11,063	13	1.2
Duval.....	690,550	2,326	3.4
Escambia.....	268,223	1,068	4.0
Flagler.....	32,697	39	1.2
Franklin.....	9,145	46	5.0
Gadsden.....	41,244	121	2.9
Gilchrist.....	10,505	27	2.6
Glades.....	7,865	19	2.4
Gulf.....	11,636	34	2.9
Hamilton.....	11,266	93	8.3
Hardee.....	19,616	55	2.8
Hendry.....	27,179	108	4.0
Hernando.....	111,059	259	2.3
Highlands.....	73,171	164	2.2
Hillsborough.....	864,555	2,309	2.7
Holmes.....	15,887	11	0.7
Indian River.....	95,920	267	2.8
Jackson.....	41,727	62	1.5
Jefferson.....	11,375	18	1.6
Lafayette.....	5,855	7	1.2
Lake.....	163,228	444	2.7
Lee.....	358,852	737	2.1
Leon.....	201,698	497	2.5
Levy.....	27,355	84	3.1
Liberty.....	5,677	5	0.9
Madison.....	16,604	25	1.5



	<u>COUNTY</u> <u>POPULATION</u>	<u>AVERAGE</u> <u>DAILY</u> <u>POPULATION</u>	<u>INCARCERATION</u> <u>RATE</u>
Manatee.....	222,711	606	2.7
Marion.....	208,418	728	3.5
Martin.....	107,793	356	3.4
Monroe.....	81,017	308	3.8
Nassau.....	46,327	111	2.4
Okaloosa.....	150,416	348	2.3
Okeechobee.....	31,653	132	4.2
Orange.....	721,538	3,350	4.6
Osceola.....	120,689	289	2.4
Palm Beach.....	915,558	1,750	1.9
Pasco.....	296,949	447	1.5
Pinellas.....	870,102	1,615	1.9
Polk.....	422,440	1,307	3.1
Putnam.....	68,317	149	2.2
St. Johns.....	89,756	188	2.1
St. Lucie.....	162,059	609	3.7
Santa Rosa.....	87,417	151	1.7
Sarasota.....	291,788	479	1.6
Seminole.....	310,229	617	2.0
Sumter.....	33,251	109	3.3
Suwannee.....	27,832	38	1.4
Taylor.....	17,164	145	8.4
Union.....	10,669	13	1.2
Volusia.....	391,439	1,170	3.0
Wakulla.....	14,926	99	6.6
Walton.....	29,119	76	2.6
Washington.....	17,447	22	1.3
ALL COUNTIES.....	13,442,241	35,131	2.6

NOTE: County population figures are projections for FY91-92 by the Florida of Consensus Estimating Conference (April 1991 & 1992), Executive Office of the Governor, Office of Planning and Budgeting, Revenue and Economic Analysis Unit.

**TABLE 3**  
**COUNTY DETENTION FACILITIES**  
**INMATE CAPACITY REPORT**  
**SEPTEMBER - 1992**

	<u>RATED CAPACITY</u>	<u>AVERAGE DAILY POPULATION</u>	<u>NUMBER OVER/UNDER CAPACITY</u>	<u>PERCENT OVER/UNDER CAPACITY</u>
Alachua County Detention Center.....	498	456	- 42	- 8.4
Alachua County Work Release.....	30	17	- 13	- 43.3
Baker County Detention Center.....	81	72	- 9	- 11.1
Bay County Jail (CCA).....	204	227	+ 23	+ 11.3
Bay County Jail Annex (CCA).....	257	235	- 22	- 8.6
Bradford County Jail.....	42	32	- 10	- 23.8
Brevard County Detention Center.....	732	678	- 54	- 7.4
Broward County Jail .....	1,521	1,327	-194	- 12.7
Broward County Stockade.....	604	297	-307	- 50.8
Broward County Jail/North.....	1,569	1,128	-441	- 28.1
Calhoun County Jail.....	24	9	- 15	- 62.5
Charlotte County Jail.....	186	155	- 31	- 16.7
Citrus County Detention Center.....	77	98	+ 21	+ 27.3
Citrus County Temp.Dtn.Center.....	101	95	- 6	- 5.9
Clay County Jail.....	125	112	- 13	- 10.4
Collier County Jail.....	450	284	-166	- 36.9
Collier County Jail Center.....	172	36	-136	- 79.1
Columbia County Jail.....	159	160	+ 1	+ 0.6
Dade County Jail (Main).....	1,336	1,733	+397	+ 29.7
Dade County Jail Annex (Female).....	168	335	+167	+ 99.4
Dade County Stockade.....	978	1,270	+292	+ 29.9
Dade County North Dade Detention.....	160	228	+ 68	+ 42.5
Dade County Central Detention.....	234	244	+ 10	+ 4.3
Dade County West Detention.....	1,002	922	- 80	- 8.0
Dade County Turner Guilford Knight Cntr.....	994	852	-142	- 14.3
DeSoto County Jail.....	106	70	- 36	- 34.0
Dixie County Jail.....	14	13	- 1	- 7.1
Duval County J.I. Montgomery Corr. Center....	814	493	-321	- 39.4
Duval County Corrections Div. ....	300	168	-132	- 44.0
Duval County Jail/Pre-Trial (Main).....	2,189	1,665	-524	- 23.9
Escambia County Jail (Main).....	808	713	- 95	- 11.8
Escambia County Jail Annex.....	330	247	- 83	- 25.1
Escambia County Road Prison.....	142	108	- 34	- 23.9
Flagler County Jail.....	134	39	- 95	- 70.9
Franklin County Jail.....	64	46	- 18	- 28.1
Gadsden County Jail.....	154	121	- 33	- 21.4
Gilchrist County Jail.....	34	27	- 7	- 20.6
Glades County Detention Facility.....	32	19	- 13	- 40.6
Gulf County Jail.....	40	34	- 6	- 15.0
Hamilton County Jail.....	102	93	- 9	- 8.8
Hardee County Jail.....	161	55	-106	- 65.8
Hendry County Jail .....	110	108	- 2	- 1.8

	<u>RATED CAPACITY</u>	<u>AVERAGE DAILY POPULATION</u>	<u>NUMBER OVER/UNDER CAPACITY</u>	<u>PERCENT OVER/UNDER CAPACITY</u>
Hernando County Jail (CCA).....	252	259	+ 7	- 2.8
Highlands County Jail.....	183	164	- 19	- 10.4
Hillsborough County Jail - West.....	508	738	+230	+ 45.3
Hillsborough County Jail - Central.....	1,714	1,571	-143	- 8.3
Hillsborough County Jail - Work Release.....	* 54	-	-	-
Holmes County Jail.....	17	11	- 6	- 35.3
Indian River County Jail.....	413	267	-146	- 35.3
Jackson County Jail.....	80	62	- 18	- 22.5
Jefferson County Jail.....	18	18	0	0.0
Lafayette County Jail.....	16	7	- 9	- 56.3
Lake County Jail.....	576	444	-132	- 22.9
Lee County Jail.....	425	400	- 25	- 5.9
Lee County Stockade - Annex.....	398	337	- 61	- 15.3
Leon County Jail.....	534	497	- 37	- 6.9
Levy County Jail.....	124	84	- 40	- 32.3
Liberty County Jail.....	15	5	- 10	- 66.7
Madison County Jail.....	23	25	+ 2	+ 8.7
Manatee County Work Release.....	152	127	- 25	- 16.4
Manatee County Jail.....	180	158	- 22	- 12.2
Manatee County Port Manatee Facility.....	384	321	- 63	- 16.4
Marion County Detention Facility.....	888	728	-160	- 18.0
Martin County Detention Facility.....	456	365	- 91	- 20.0
Monroe County Jail.....	172	211	+ 39	- 22.7
Monroe County Jail/Plantation Key.....	46	45	- 1	- 2.2
Monroe County/Marathan.....	59	52	- 7	- 11.9
Nassau County Jail.....	102	111	+ 9	+ 8.8
Okaloosa County Jail.....	354	348	- 6	- 1.7
Okeechobee County Jail.....	168	132	- 36	- 21.4
Orange County Jail/HJB Annex.....	216	243	+ 27	+ 12.5
Orange County 33rd Street.....	1,392	1,523	+131	+ 9.4
Orange County/Work Release.....	124	180	+ 56	+ 45.2
Orange County Central Booking.....	127	74	- 53	- 41.7
Orange County Whitcomb Bldg.....	182	75	-107	- 58.8
Orange County/Horizon.....	768	736	- 32	- 4.2
Orange County/Genesis.....	220	255	+ 35	+ 15.9
Orange County/Phoenix.....	288	264	- 24	- 8.3
Osceola County Jail.....	356	289	- 67	- 18.8
Palm Beach County Adult Detention Center.....	838	933	+ 95	+ 11.3
Palm Beach County Detention Center Annex.....	104	105	+ 1	+ 1.0
Palm Beach County Stockade.....	718	651	- 67	- 9.3
Palm Beach County Drug Farm.....	176	61	-115	- 65.3
Pasco County Jail New Port Richey Annex.....	163	124	- 39	- 23.9
Pasco County Jail/Land 'O Lakes.....	359	323	- 36	- 10.0
Pinellas County Maximum Security Center.....	1,014	937	- 77	- 7.6
Pinellas County Female Security Center.....	96	73	- 23	- 24.0
Pinellas County Medium Security Center.....	552	438	-114	- 20.7
Pinellas County Minimum Housing .....	240	167	- 73	- 30.4
Polk County Jail.....	394	450	+ 56	+ 14.2
Polk County Jail Annex.....	696	857	+161	+ 23.1
Putnam County Jail.....	215	149	- 66	- 30.7

	<u>RATED</u> <u>CAPACITY</u>	<u>AVERAGE</u> <u>DAILY</u> <u>POPULATION</u>	<u>NUMBER</u> <u>OVER/UNDER</u> <u>CAPACITY</u>	<u>PERCENT</u> <u>OVER/UNDER</u> <u>CAPACITY</u>
St. Johns County Detention Center.....	318	188	-130	- 40.9
St. Lucie County Jail - 2nd Street.....	98	30	- 68	- 69.4
St. Lucie County Jail Corr. Ctr.....	664	579	- 85	- 12.8
Santa Rosa County Jail.....	176	151	- 25	- 14.2
Sarasota County Jail.....	717	479	-238	- 33.2
Seminole County Correctional Facility.....	812	617	-195	- 24.0
Sumter County Jail.....	123	109	- 14	- 11.4
Suwannee County Jail.....	48	38	- 10	- 20.8
Taylor County Jail.....	180	145	- 35	- 19.4
Union County Jail.....	26	13	- 13	- 50.0
Volusia County Jail Correctional Facility....	595	396	-199	- 33.5
Volusia County Branch Jail.....	899	774	-125	- 13.9
Wakulla County Jail.....	129	99	- 30	- 23.3
Walton County Jail.....	101	76	- 25	- 24.7
Washington County Jail.....	26	22	- 4	- 15.4
TOTAL:	39,645	35,131	-4,514	- 11.4

\* Jail Closed, Effective 9/92

TABLE 4

COUNTY DETENTION FACILITIES  
PRETRIAL INMATE REPORT  
SEPTEMBER - 1992

	AVERAGE DAILY POPULATION	NUMBER FELONY PRETRIAL	NUMBER MISDEMEANOR PRETRIAL	TOTAL PERCENT PRETRIAL
Alachua County Detention Center.....	459	271	76	75.6
Alachua County Work Release.....	17	5	1	35.3
Baker County Detention Center.....	72	22	2	33.3
Bay County Jail (CCA).....	227	144	10	67.8
Bay County Jail Annex (CCA).....	235	138	46	78.3
Bradford County Jail.....	32	23	1	75.0
Brevard County Detention Center.....	678	346	103	66.2
Broward County Jail .....	1,327	894	54	71.4
Broward County Stockade.....	297	25	85	37.0
Broward County Jail/North.....	1,128	652	62	63.2
Calhoun County Jail.....	9	0	0	0.0
Charlotte County Jail.....	155	60	10	45.2
Citrus County Detention Center.....	98	48	9	58.2
Citrus County Temp.Dtn. Center.....	95	8	15	24.2
Clay County Jail.....	112	59	27	76.8
Collier County Jail.....	284	138	64	71.1
Collier County Jail Center.....	36	12	11	63.3
Columbia County Jail.....	160	1	0	0.6
Dade County Jail (Main).....	1,733	1,136	164	75.0
Dade County Jail Annex (Female).....	335	213	21	69.9
Dade County Stockade.....	1,270	967	0	76.1
Dade County North Dade Detention.....	228	0	89	39.0
Dade County Central Detention.....	244	156	44	82.0
Dade County West Detention.....	922	732	0	79.4
Dade County Turner Guilford Knight Cntr.....	852	372	24	46.5
DeSoto County Jail.....	70	35	4	55.7
Dixie County Jail.....	13	7	0	53.8
Duval County J.I. Montgomery Corr. Center....	493	0	0	0.0
Duval County Corrections Division.....	168	0	0	0.0
Duval County Jail/Pre-Trial (Main).....	1,665	687	353	62.5
Escambia County Jail (Main).....	713	394	35	60.2
Escambia County Jail Annex.....	247	81	43	50.2
Escambia County Road Prison.....	108	19	3	19.4
Flagler County Jail.....	39	16	7	59.0
Franklin County Jail.....	46	10	3	28.3
Gadsden County Jail.....	121	73	12	70.2
Gilchrist County Jail.....	27	6	0	22.2
Glades County Detention Facility.....	19	13	2	78.9
Gulf County Jail.....	34	25	1	76.5
Hamilton County Jail.....	93	25	5	32.3
Hardee County Jail.....	55	19	8	49.1
Hendry County Jail .....	108	61	10	65.7

	<u>AVERAGE</u> <u>DAILY</u> <u>POPULATION</u>	<u>NUMBER</u> <u>FELONY</u> <u>PRETRIAL</u>	<u>NUMBER</u> <u>MISDEMEANOR</u> <u>PRETRIAL</u>	<u>TOTAL</u> <u>PERCENT</u> <u>PRETRIAL</u>
Hernando County Jail (CCA).....	259	63	10	28.2
Highlands County Jail.....	164	69	36	64.0
Hillsborough County Jail - West.....	738	404	16	56.9
Hillsborough County Jail - Central.....	1,571	656	203	54.7
Hillsborough County Jail - Work Release.....	--	--	--	----
Holmes County Jail.....	11	4	1	45.5
Indian River County Jail.....	267	92	20	41.9
Jackson County Jail.....	62	21	8	46.8
Jefferson County Jail.....	18	9	0	50.0
Lafayette County Jail.....	7	4	0	57.1
Lake County Jail.....	444	188	0	42.3
Lee County Jail.....	400	246	52	74.5
Lee County Stockade - Annex.....	337	85	59	42.7
Leon County Jail.....	497	254	63	63.8
Levy County Jail.....	84	30	9	46.4
Liberty County Jail.....	5	3	0	60.0
Madison County Jail.....	25	10	2	48.0
Manatee County Work Release.....	127	0	0	0.0
Manatee County Jail.....	158	94	3	61.4
Manatee County Port Manatee Facility.....	321	192	39	72.0
Marion County Detention Facility.....	728	227	54	38.6
Martin County Detention Facility.....	365	157	26	50.1
Monroe County Jail.....	211	147	18	78.2
Monroe County Jail/Plantation Key.....	45	34	4	84.4
Monroe County Jail/Marathan.....	52	38	9	90.4
Nassau County Jail.....	111	3	3	5.4
Okaloosa County Jail.....	348	199	40	68.4
Okeechobee County Jail.....	132	33	22	41.7
Orange County Jail - MJB Annex.....	243	77	40	48.1
Orange County/33rd Street.....	1,523	493	188	44.7
Orange County Work Release.....	180	0	0	0.0
Orange County/Central Booking.....	74	25	29	73.0
Orange County/Whitcomb Bldg.....	75	17	16	44.0
Orange County/Horizon.....	736	228	71	40.6
Orange County/Genesis.....	255	87	34	47.5
Orange County/Phoenix.....	264	75	34	41.3
Osceola County Jail.....	289	83	47	45.0
Palm Beach County Adult Detention Center.....	933	551	11	60.2
Palm Beach County Detention Center Annex.....	105	61	6	63.8
Palm Beach County Stockade.....	651	206	163	56.7
Palm Beach County Drug Farm.....	61	0	0	0.0
Pasco County Jail New Port Richey Annex.....	124	27	32	47.6
Pasco County Jail/Land 'O Lakes.....	323	191	29	68.1
Pinellas County Maximum Security Center.....	937	629	64	73.9
Pinellas County Female Security Center.....	73	35	6	56.2
Pinellas County Medium Security Center.....	438	279	43	73.5
Pinellas County Minimum Housing .....	167	42	10	31.1
Polk County Jail.....	450	90	50	31.1
Polk County Jail Annex.....	857	323	122	51.9
Putnam County Jail.....	149	78	8	57.7

	<u>AVERAGE</u> <u>DAILY</u> <u>POPULATION</u>	<u>NUMBER</u> <u>FELONY</u> <u>PRETRIAL</u>	<u>NUMBER</u> <u>MISDEMEANOR</u> <u>PRETRIAL</u>	<u>TOTAL</u> <u>PERCENT</u> <u>PRETRIAL</u>
St. Johns County Detention Center.....	188	90	22	59.6
St. Lucie County Jail - 2nd Street.....	30	30	0	100.0
St. Lucie County Jail Corr. Ctr.....	579	287	128	71.7
Santa Rosa County Jail.....	151	53	14	44.4
Sarasota County Jail.....	479	157	74	48.2
Seminole County Correctional Facility.....	617	271	59	53.5
Sumter County Jail.....	109	48	3	46.8
Suwannee County Jail.....	38	19	3	57.9
Taylor County Jail.....	145	64	10	51.0
Union County Jail.....	13	9	2	84.6
Volusia County Jail Correctional Facility....	396	35	99	33.8
Volusia County Branch Jail.....	774	514	6	67.1
Wakulla County Jail.....	99	10	3	13.1
Walton County Jail.....	76	32	5	48.7
Washington County Jail.....	22	10	5	68.2
TOTAL:	35,131	16,389	3,533	56.7

INCARCERATION RATES PER 1,000  
SEPTEMBER - 1992

0.1 TO 0.9 (3 = 4.48%)

Calhoun, Holmes, Liberty

1.0 TO 1.9 (20 = 29.85%)

Bradford, Brevard, Charlotte, Citrus, Clay, Collier, Dixie,  
Flagler, Jackson, Jefferson, Lafayette, Madison, Palm Beach,  
Pasco, Pinellas, Santa Rosa, Sarasota, Suwannee, Union, Washington

2.0 TO 2.9 (24 = 35.82%)

Alachua, Broward, Dade, DeSoto, Gadsden, Gilchrist, Glades, Gulf,  
Hardee, Hernando, Highlands, Hillsborough, Indian River, Lake, Lee,  
Leon, Manatee, Nassau, Okaloosa, Osceola, Putnam, St. Johns,  
Seminole, Walton

3.0 TO 3.9 (12 = 17.91%)

Baker, Bay, Columbia, Duval, Levy, Marion, Martin, Monroe, Polk,  
St. Lucie, Sumter, Volusia

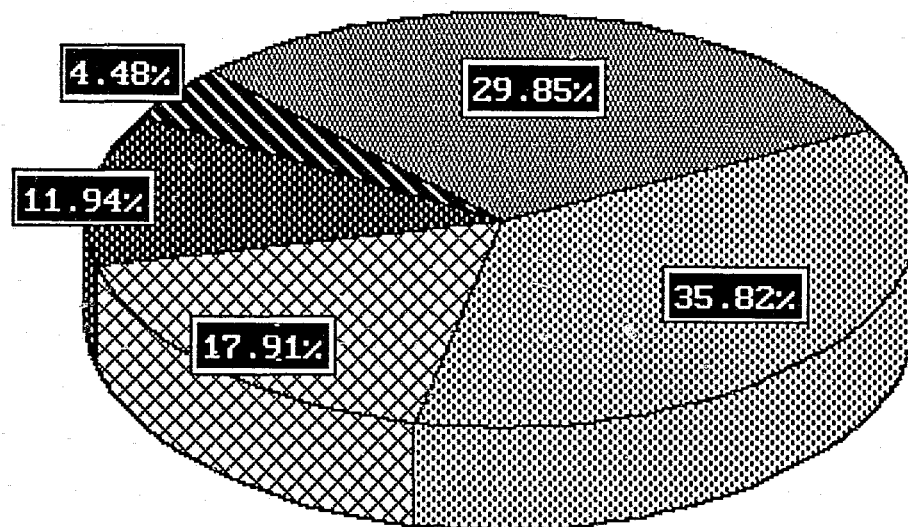
4.0 AND OVER (8 = 11.94%)

Escambia, Franklin, Hamilton, Hendry, Okeechobee, Orange, Taylor,  
Wakulla



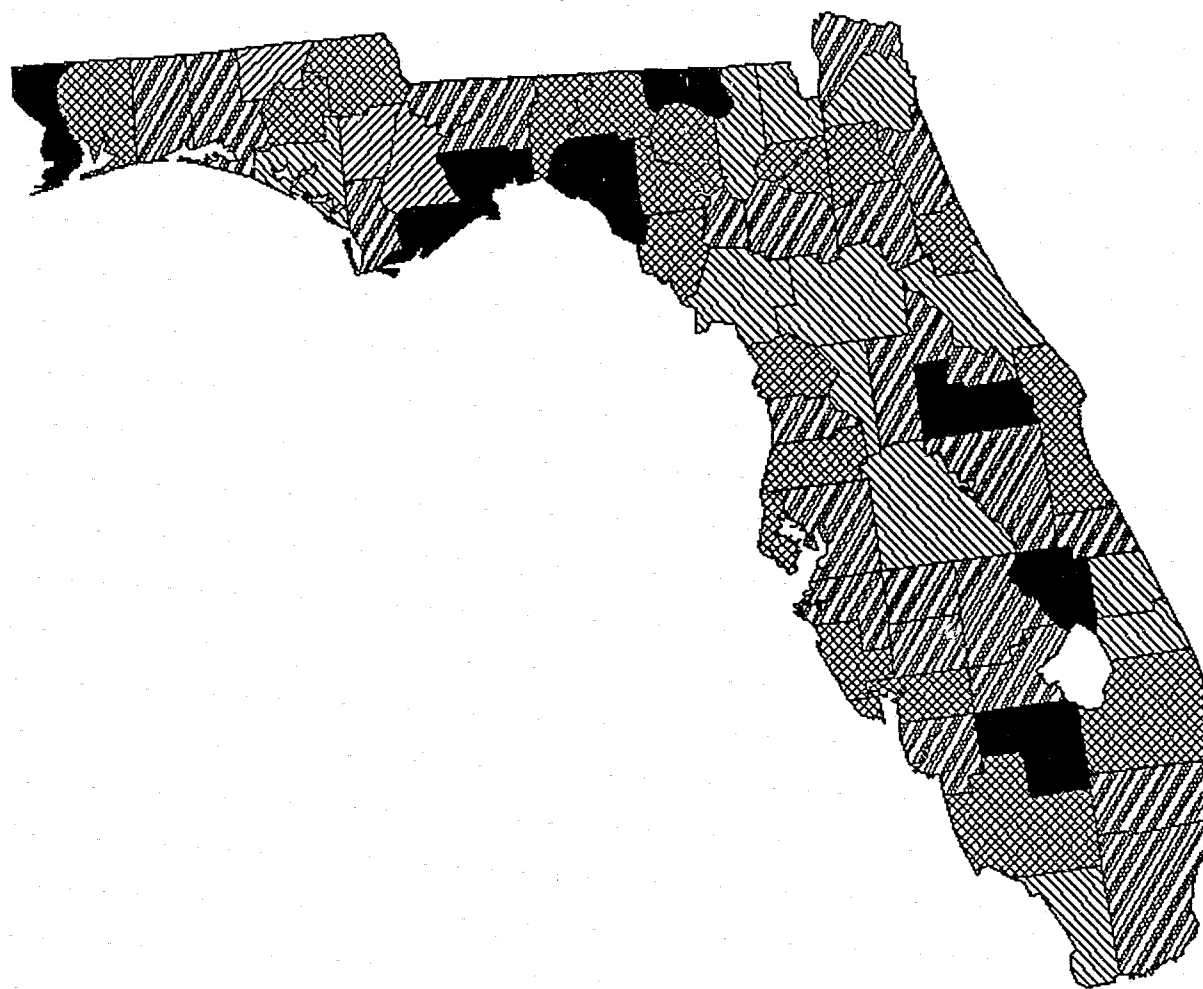
**FIGURE 1**

INCARCERATION RATES PER 1,000  
COUNTY POPULATION  
SEPTEMBER - 1992



- 0.1 TO 0.9
- 1.0 TO 1.9
- 2.0 TO 2.9
- 3.0 TO 3.9
- 4.0 AND OVER

FIGURE 1a  
INCARCERATION RATES PER 1,000  
SEPTEMBER - 1992



INCARCERATION RATES

- 0.1 to 0.9
- 1.0 to 1.9
- 2.0 to 2.9
- 3.0 to 3.9
- 4.0 and Above

PERCENT ADP VS DC RATED CAPACITY  
SEPTEMBER - 1992

ADP AT OR BELOW CAPACITY (56 = 83.58%)

Alachua; Baker, Bradford, Brevard, Broward, Calhoun, Charlotte,  
Clay, Collier, DeSoto, Dixie, Duval, Escambia, Flagler, Franklin,  
Gadsden, Gilchrist, Glades, Gulf, Hamilton, Hardee, Hendry,  
Highlands, Holmes, Indian River, Jackson, Jefferson, Lafayette,  
Lake, Lee, Leon, Levy, Liberty, Manatee, Marion, Martin, Okaloosa,  
Okeechobee, Osceola, Palm Beach, Pasco, Pinellas, Putnam, St.  
Johns, St. Lucie, Santa Rosa, Sarasota, Seminole, Sumter, Suwannee,  
Taylor, Union, Volusia, Wakulla, Walton, Washington

ADP 1 - 25% OVER CAPACITY (11 = 16.42%)

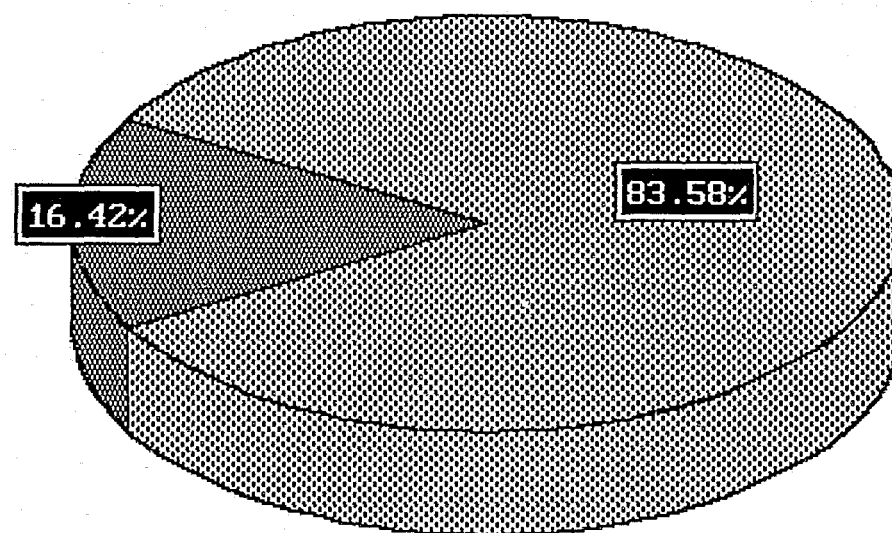
Bay, Citrus, Columbia, Dade, Hernando, Hillsborough, Madison,  
Monroe, Nassau, Orange, Polk

ADP 26 - 50% OVER CAPACITY (0 = 0.00%)

ADP ABOVE 50% OVER CAPACITY (0 = 0.00%)

**FIGURE 2**

PERCENT ADP VS DC RATED CAPACITY  
SEPTEMBER - 1992



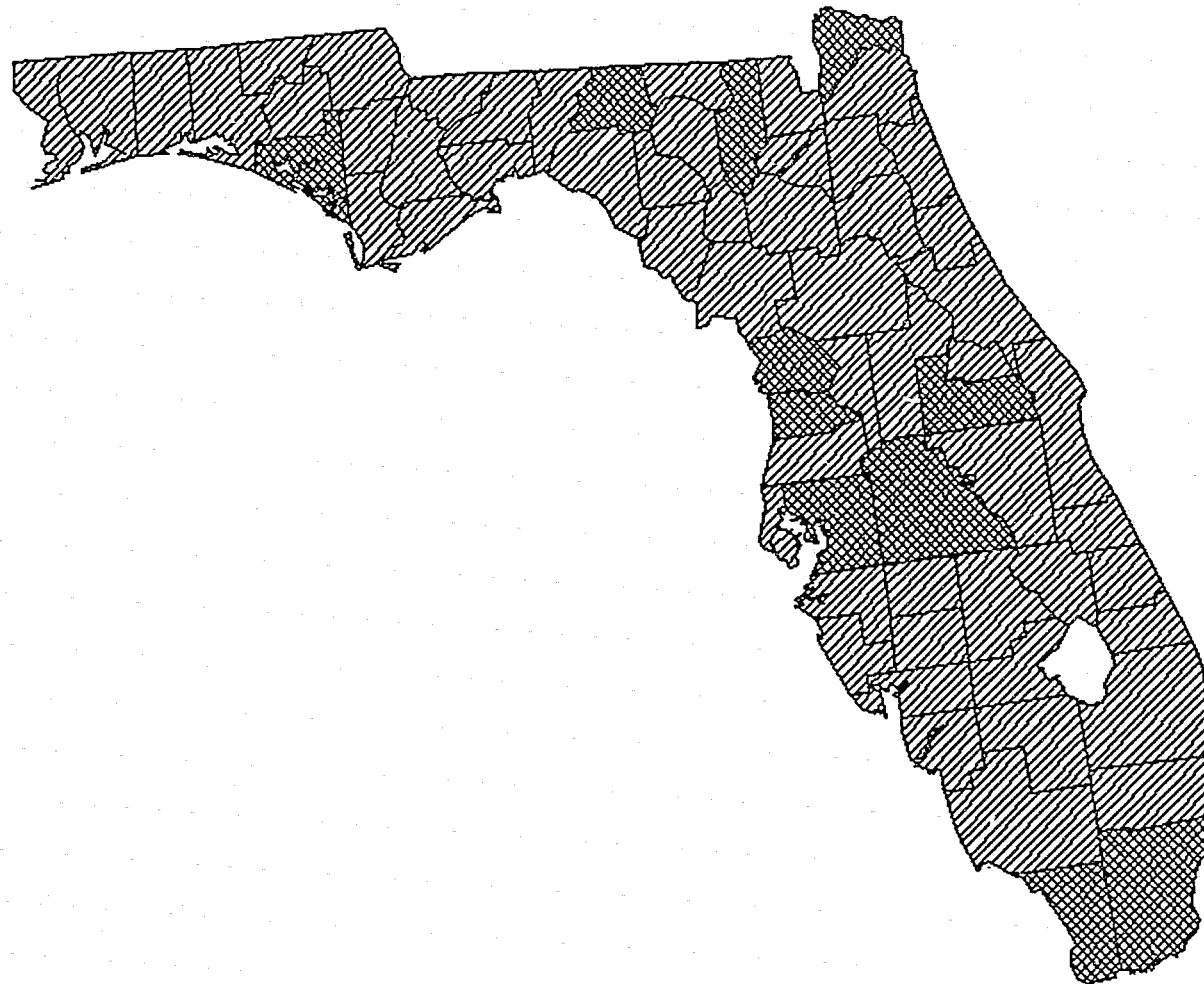
NOT OVER  
CAPACITY

1-25% OVER  
CAPACITY





26-50% OVER  
CAPACITY

50% OVER  
CAPACITY

FIGURE 2a  
PERCENT ADP VS DC RATED CAPACITY  
SEPTEMBER - 1992



ADP VS CAPACITY

-  Not Over Capacity
-  1-25% Over Capacity
-  26-50% Over Capacity
-  50% Over Capacity

COUNTY PRETRIAL PERCENTAGES  
SEPTEMBER - 1992

0 - 25% PRETRIAL (5 = 7.46%)

Calhoun; Columbia, Gilchrist, Nassau, Wakulla

26 - 50% PRETRIAL (25 = 37.31%)

Baker, Charlotte, Citrus, Escambia, Franklin, Hamilton, Hardee,  
Hernando, Holmes, Indian River, Jackson, Jefferson, Lake, Levy,  
Madison, Marion, Martin, Okeechobee, Orange, Osceola, Polk, Santa  
Rosa, Sarasota, Sumter, Walton

51 - 75% PRETRIAL (31 = 46.27%)

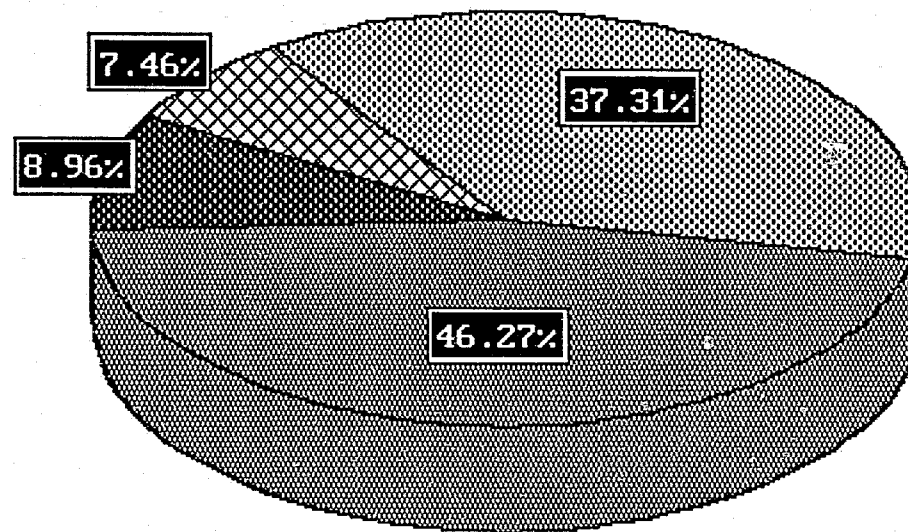
Alachua, Bay, Bradford, Brevard, Broward, Collier, Dade, Desoto,  
Dixie, Duval, Flagler, Gadsden, Hendry, Highlands, Hillsborough,  
Lafayette, Lee, Leon, Liberty, Manatee, Okaloosa, Palm Beach,  
Pasco, Pinellas, Putnam, St. Johns, Seminole, Suwannee, Taylor,  
Volusia, Washington

76% AND ABOVE PRETRIAL (6 = 8.96%)

Clay, Glades, Gulf, Monroe, St. Lucie, Union

**FIGURE 3**

**COUNTY PRETRIAL PERCENTAGES  
SEPTEMBER - 1992**



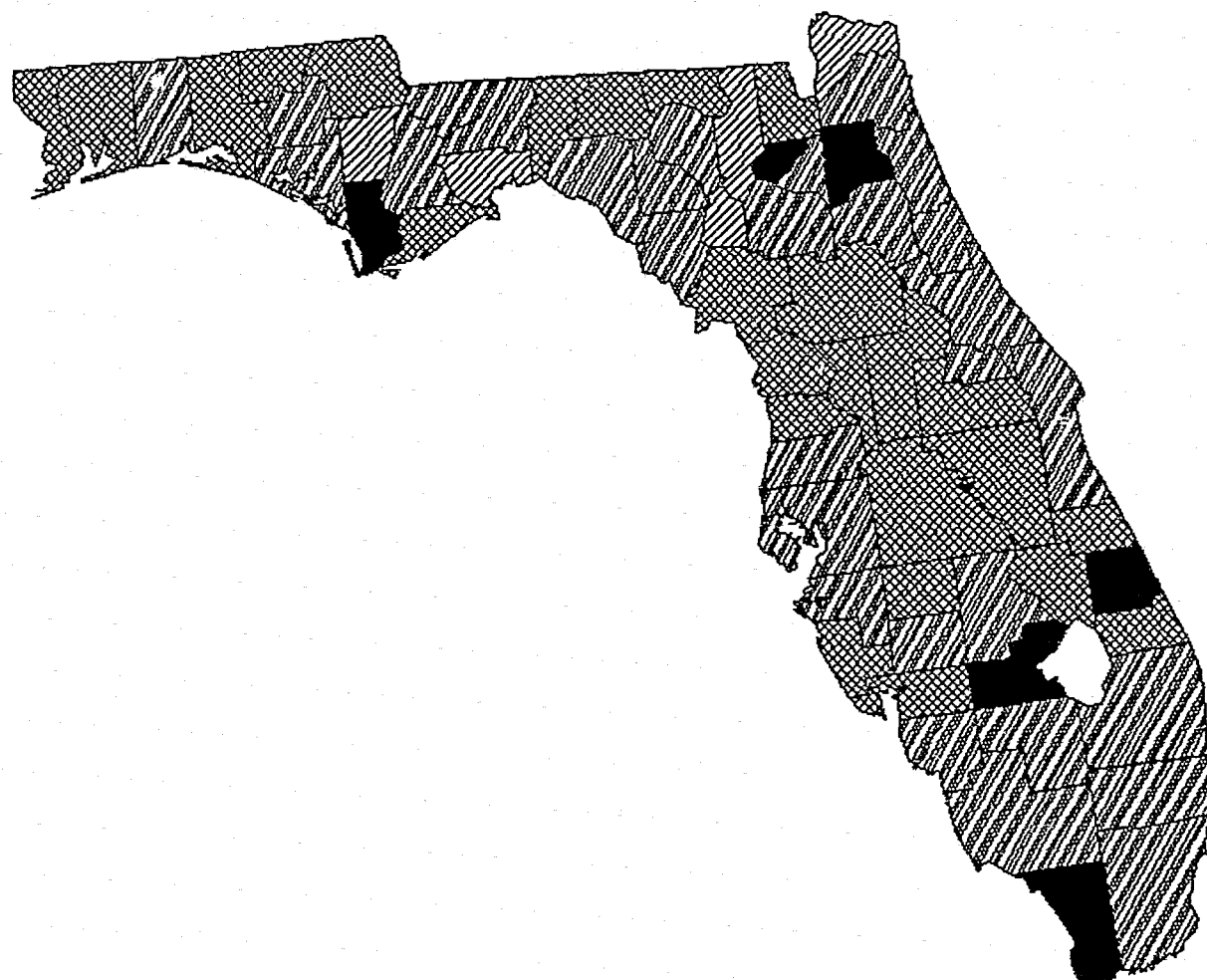
☒ 0-25%  
PRETRIAL

☒ 26-50%  
PRETRIAL





☒ 51-75%  
PRETRIAL

☒ 76% AND ABOVE

FIGURE 3a  
COUNTY PRETRIAL PERCENTAGES  
SEPTEMBER - 1992



PRETRIAL PERCENTAGES

-  0-25% Pre-Trial
-  26-50% Pre-Trial
-  51-75% Pre-Trial
-  76% and Above