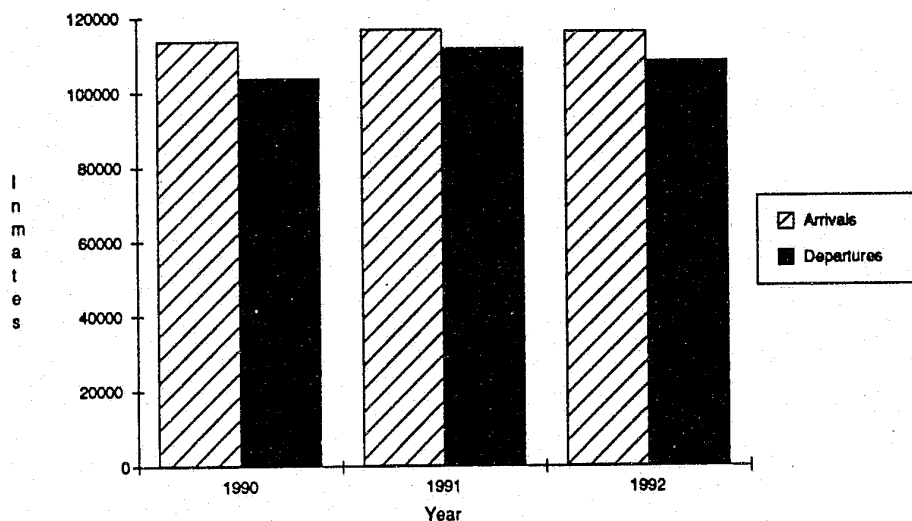


MOVEMENT OF PRISON POPULATION

Calendar Year 1992

Arrivals and Departures for
Calendar Year 1990, 1991 and 1992



Department of Corrections

Administrative Services Division

Offender Information Services Branch

Estimates and Statistical Analysis Section

Data Analysis Unit

Sacramento, California
1993

142554
155241

147554

STATE OF CALIFORNIA

YOUTH AND ADULT CORRECTIONAL AGENCY

JOE SANDOVAL
Agency Secretary

CRAIG L. BROWN
Undersecretary

DEPARTMENT OF CORRECTIONS

JAMES H. GOMEZ
Director

ROBERT H. DENNINGER
Chief Deputy Director

JAMES E. TILTON
Deputy Director

RICHARD S. WELCH
Chief, Offender Information Services Branch

GERALD E. BECKETT
Chief, Estimates And Statistical Analysis Section

PENNY O'DANIEL
Manager, Data Analysis Unit

RICHARD A. BASS
Research Analyst II

DOREEN K. BARTON
Associate Governmental Program Analyst

JANICE HERONEMA
Staff Services Analyst

LAVERNE LOW-NAKASHIMA
Research Analyst II

PAULA BURBACH
Staff Services Analyst

REBECCA DANIEL
Office Assistant II

1515 S STREET

SACRAMENTO, CA. 95814

TELEPHONE (916) 327-3262

**U.S. Department of Justice
National Institute of Justice**

142554

This document has been reproduced exactly as received from the person or organization originating it. Points of view or opinions stated in this document are those of the authors and do not necessarily represent the official position or policies of the National Institute of Justice.

Permission to reproduce this copyrighted material has been granted by

California Department of
Corrections

to the National Criminal Justice Reference Service (NCJRS).

Further reproduction outside of the NCJRS system requires permission of the copyright owner.

142554

MOVEMENT OF PRISON POPULATION

NCJRS

TABLE OF CONTENTS

JUN 8 1993

ACQUISITIONS Page

Highlights 4

Total Institution Population Movements 5

Male Institution Population Movements 6

Female Institution Population Movements 7

Avenal State Prison - Avenal 8

California Correctional Center - Susanville 9

California Correctional Institution - Tehachapi

 Main 10

 CCI/Reception 11

 CCI-IVA 12

 CCI-IVB 13

California Institution For Men - Chino

 Minimum 14

 East/Reception 15

 Reception Center Central 16

 Reception Center West 17

California Institution For Women - Corona

 Main 18

 Reception Center 19

California Medical Facility - Vacaville

 Main 20

 Northern Reception Center 21

California Men's Colony - San Luis Obispo

 East 22

 West 23

California Rehabilitation Center - Norco

 Male 24

 Male/Reception 25

 Female 26

MOVEMENT OF PRISON POPULATION

TABLE OF CONTENTS CONT'D

	Page
California State Prison, Calipatria - Calipatria	27
California State Prison, Corcoran - Corcoran	28
California State Prison, Solano - Vacaville	29
California State Prison, Sacramento - Represa	30
Central California Women's Facility - Chowilla	
Main	31
Reception Center	32
Chuckawalla Valley State Prison - Blythe	33
Correctional Training Facility - Soledad	
Central	34
North	35
South	36
Deuel Vocational Institution - Tracy	
Main	37
Reception Center	38
Folsom State Prison - Represa	39
Mule Creek State Prison - Ione	40
Northern California Women's Facility - Stockton	
Main	41
Reception Center	42
Pelican Bay State Prison - Crescent City	43
Richard J. Donovan Correctional Facility - San Diego	
Main	44
Reception Center	45
San Quentin State Prison - San Quentin	
Main (I, II and Condemned)	46
Reception Center	47

MOVEMENT OF PRISON POPULATION

TABLE OF CONTENTS CONT'D

	Page
Sierra Conservation Center - Jamestown	
Male	48
Female Camps	49
Wasco State Prison - Wasco	
Main	50
Reception Center	51
Community Correctional Centers	
Male/Region I	52
Female /Region I	53
Male/Region II	54
Female/Region II	55
Male/Region III	56
Female/Region III	57
Male/Region IV	58
Female/Region IV	59

Contact Persons:

Laverne Low-Nakashima

Research Analyst II
(916) 324-8805
ATSS 454-8805

Penny O'Daniel

Manager
(916) 323-3639
ATSS 473-3639

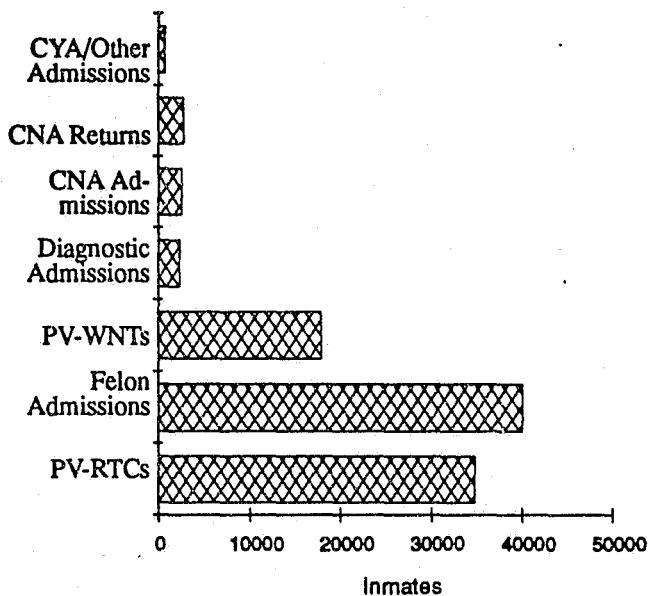
MOVEMENT OF PRISON POPULATION

During Calendar Year 1992, there were:

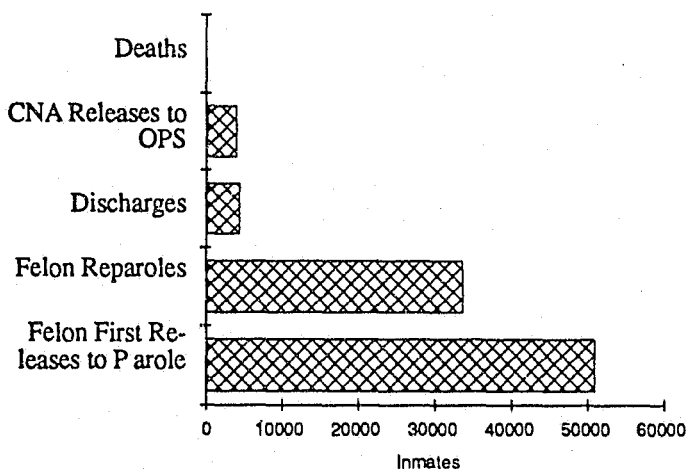
ARRIVALS

- 40,158 new felon admissions received from court.
- 2,662 new civil narcotic addict (CNA) admissions received from court.
- 2,470 county diagnostic cases received.
- 34,932 felon parole violators returned to custody (PV-RTCs) and parole violators returned pending revocation.
- 17,939 felon parole violators returned with a new term from court (PV-WNTs).
- 656 escape returns to CDC institutions.
- 2,904 outpatients returned to custody to finish term or with a new civil commitment.

Arrival Type
 Calendar Year 1992



Type of Departure
 Calendar Year 1992



DEPARTURES

- 84,574 felon inmates were released to parole from CDC institutions and temporary release status.
 - 50,911 were first releases to parole.
 - 33,663 were reparaoled.
- 2,523 county diagnostic cases were discharged from CDC institutions and temporary release status.
- 1,218 inmates escaped from CDC institutions and community correctional centers.
- 137 inmates died in CDC institutions.
- 4,139 civil narcotic addicts were released to outpatient status (OPS).

Total Institution Population Movements

Calendar Year 1992

Movement	Total	Felon	Safe-keeper	Commitment Type				County Diagnostic
				Civil Narc. Addict	Federal Cases	From Other States	Youth Author.	
Population: Jan 1, 1992	101,808	98,515	32	2,779	8	44	2	430
TOTAL ARRIVALS/TRANSFERS	334,851	317,418	925	13,078	3	75	3	3,349
Institution Transfers	218,551	210,340	440	8,881	2	54	3	851
Total Arrivals	118,300	107,078	485	8,217	1	21	0	2,498
New Admissions	45,779	40,158	472	2,862	1	16	0	2,470
Parole Returns	55,775	52,871	0	2,904	0	0	0	0
PRTC and OPRTFT	8,581	5,888	0	2,893	0	0	0	0
PWNT and OPRWNT	17,950	17,939	0	11	0	0	0	0
Pending Revocation	29,244	29,244	0	0	0	0	0	0
CYA Parole Returns	354	354	0	0	0	0	0	0
Other Arrivals	14,392	13,695	13	651	0	5	0	28
Fed/State/CYA	441	440	0	1	0	0	0	0
Escape	656	654	0	2	0	0	0	0
Court	8,217	7,847	11	339	0	2	0	18
Jail	1,313	1,311	1	1	0	0	0	0
Hospital/Medical	3,181	3,042	1	125	0	3	0	10
Temp. Community Leave	34	34	0	0	0	0	0	0
Other	550	367	0	183	0	0	0	0
TOTAL DEPARTURES/TRANSFERS	327,069	310,413	927	12,261	5	64	4	3,395
Institution Transfers	218,551	210,340	440	8,861	2	54	3	851
Total Departures	108,518	100,073	487	5,400	3	10	1	2,544
Paroled	85,163	81,021	0	4,139	0	3	0	0
First Parole	52,502	48,360	0	4,139	0	3	0	0
Re-Parole	32,661	32,661	0	0	0	0	0	0
Released to CYA Parole	121	121	0	0	0	0	0	0
Discharged	4,480	1,290	459	218	3	4	1	2,505
Died	137	137	0	0	0	0	0	0
Other Departures	18,616	17,503	28	1,043	0	3	0	39
Fed/State/CYA	69	69	0	0	0	0	0	0
Escape	1,218	1,218	0	0	0	0	0	0
Court	9,567	8,787	26	727	0	0	0	27
Jail	2,261	2,258	1	2	0	0	0	0
Hospital/Medical	3,328	3,183	1	129	0	3	0	12
Temp. Community Leave	40	40	0	0	0	0	0	0
Other	2,133	1,948	0	185	0	0	0	0
Net Arrivals-Departures	7,781	7,004	-2	817	-2	11	-1	-46
Uncategorized Moves	-95	-54	-3	-10	-1	-3	0	-24
Population: Dec 31, 1992	109,496	105,467	27	3,586	3	52	1	360
Departures from Temp. Release	4,021	3,775	18	209	0	1	0	18
Paroled	3,561	3,553	0	8	0	0	0	0
First Parole	2,559	2,551	0	8	0	0	0	0
Re-Parole	1,002	1,002	0	0	0	0	0	0
Discharged	404	186	18	201	0	1	0	18
Died	56	56	0	0	0	0	0	0

Report # MOVE - 5

Male Institution Population Movements

Calendar Year 1992

Movement	Commitment Type							
	Total	Felon	Safe-keeper	Civil Narc. Addict	Federal Cases	From Other States	Youth Author.	County Diagnostic
Population: Jan 1, 1992	95,506	92,837	32	2,192	4	41	2	398
TOTAL ARRIVALS/TRANSFERS	307,672	293,446	873	10,247	0	54	3	3,049
Institution Transfers	202,454	195,801	408	5,392	0	40	3	810
Total Arrivals	105,218	97,845	465	4,855	0	14	0	2,239
New Admissions	41,331	38,519	453	2,131	0	11	0	2,217
Parole Returns	51,361	49,122	0	2,239	0	0	0	0
PRTC and OPRTFT	7,525	5,296	0	2,229	0	0	0	0
PWNT and OPRWNT	16,872	16,862	0	10	0	0	0	0
Pending Revocation	26,964	26,964	0	0	0	0	0	0
CYA Parole Returns	349	349	0	0	0	0	0	0
Other Arrivals	12,177	11,655	12	485	0	3	0	22
Fed/State/CYA	430	429	0	1	0	0	0	0
Escape	624	623	0	1	0	0	0	0
Court	7,097	6,820	11	250	0	2	0	14
Jail	1,237	1,235	1	1	0	0	0	0
Hospital/Medical	2,277	2,219	0	49	0	1	0	8
Temp. Community Leave	27	27	0	0	0	0	0	0
Other	485	302	0	183	0	0	0	0
TOTAL DEPARTURES/TRANSFERS	300,365	286,752	875	9,572	2	47	4	3,113
Institution Transfers	202,454	195,801	408	5,392	0	40	3	810
Total Departures	97,911	90,951	467	4,180	2	7	1	2,303
Paroled	77,477	74,283	0	3,191	0	3	0	0
First Parole	47,339	44,145	0	3,191	0	3	0	0
Re-Parole	30,138	30,138	0	0	0	0	0	0
Released to CYA Parole	116	116	0	0	0	0	0	0
Discharged	4,092	1,190	441	185	2	3	1	2,270
Died	135	135	0	0	0	0	0	0
Other Departures	16,091	15,227	26	804	0	1	0	33
Fed/State/CYA	61	61	0	0	0	0	0	0
Escape	1,124	1,124	0	0	0	0	0	0
Court	8,297	7,682	25	567	0	0	0	23
Jail	2,102	2,100	1	1	0	0	0	0
Hospital/Medical	2,406	2,344	0	51	0	1	0	10
Temp. Community Leave	32	32	0	0	0	0	0	0
Other	2,069	1,884	0	185	0	0	0	0
Net Arrivals-Departures	7,305	6,892	-2	675	-2	7	-1	-64
Uncategorized Moves	-64	-37	-3	-5	-1	-3	0	-15
Population: Dec 31, 1992	102,749	99,494	27	2,862	1	45	1	319
Departures from Temp. Release	3,766	3,574	17	160	0	1	0	14
Paroled	3,371	3,365	0	6	0	0	0	0
First Parole	2,428	2,422	0	6	0	0	0	0
Re-Parole	943	943	0	0	0	0	0	0
Discharged	342	156	17	154	0	1	0	14
Died	53	53	0	0	0	0	0	0

Report # MOVE - 5

Female Institution Population Movements

Calendar Year 1992

Movement	Commitment Type						
	Total	Felon	Safe-keeper	Civil Narc. Addict	Federal Cases	From Other States	County Diagnostic
Population: Jan 1, 1992	6,302	5,678	0	587	2	3	32
TOTAL ARRIVALS	27,179	23,972	52	2,831	3	21	300
Institution Transfers	16,097	14,539	32	1,469	2	14	41
Total Arrivals	11,082	9,433	20	1,362	1	7	259
New Admissions	4,448	3,639	19	531	1	5	253
Parole Returns	4,414	3,749	0	865	0	0	0
PRTC and OPRTFT	1,056	392	0	664	0	0	0
PWNT and OPRWNT	1,078	1,077	0	1	0	0	0
Pending Revocation	2,280	2,280	0	0	0	0	0
CYA Parole Returns	5	5	0	0	0	0	0
Other Arrivals	2,215	2,040	1	166	0	2	6
Fed/State/CYA	11	11	0	0	0	0	0
Escape	32	31	0	1	0	0	0
Court	1,120	1,027	0	89	0	0	4
Jail	76	76	0	0	0	0	0
Hospital/Medical	904	823	1	76	0	2	2
Temp. Community Leave	7	7	0	0	0	0	0
Other	65	65	0	0	0	0	0
TOTAL DEPARTURES/TRANSFERS	26,703	23,660	52	2,689	3	17	282
Institution Transfers	16,097	14,539	32	1,469	2	14	41
Total Departures	10,606	9,121	20	1,220	1	3	241
Paroled	7,686	6,738	0	948	0	0	0
First Parole	5,163	4,215	0	948	0	0	0
Re-Parole	2,523	2,523	0	0	0	0	0
Released to CYA Parole	5	5	0	0	0	0	0
Discharged	388	100	18	33	1	1	235
Died	2	2	0	0	0	0	0
Other Departures	2,525	2,276	2	239	0	2	6
Fed/State/CYA	8	8	0	0	0	0	0
Escape	94	94	0	0	0	0	0
Court	1,270	1,105	1	160	0	0	4
Jail	159	158	0	1	0	0	0
Hospital/Medical	922	839	1	78	0	2	2
Temp. Community Leave	8	8	0	0	0	0	0
Other	64	64	0	0	0	0	0
Net Arrivals-Departures	476	312	0	142	0	4	18
Uncategorized Moves	-31	-17	0	-5	0	0	-9
Population: Dec 31, 1992	6,747	5,973	0	724	2	7	41
Departures from Temp. Release	255	201	1	49	0	0	4
Paroled	190	188	0	2	0	0	0
First Parole	131	129	0	2	0	0	0
Re-Parole	59	59	0	0	0	0	0
Discharged	62	10	1	47	0	0	4
Died	3	3	0	0	0	0	0

Report # MOVE - 5

Male Institution Population Movements

AVENAL STATE PRISON - AVENAL
 Calendar Year 1992

Movement	Total	Felon	Commitment Type
			Civil Narc. Addict
Population: Jan 1, 1992	5,253	5,252	1
TOTAL ARRIVALS	7,638	7,633	5
Transfers in	7,248	7,245	3
New Admissions	1	0	1
Parole Returns	0	0	0
PRTC and OPRTFT	0	0	0
PWNT and OPRWNT	0	0	0
Pending Revocation	0	0	0
CYA Parole Returns	0	0	0
Other Arrivals	389	388	1
Fed/State/CYA	0	0	0
Escape	1	1	0
Court	235	234	1
Jail	11	11	0
Hospital/Medical	140	140	0
Temp. Community Leave	2	2	0
Other	0	0	0
TOTAL DEPARTURES	7,432	7,426	6
Transfers out	2,446	2,443	3
Paroled	4,348	4,348	0
First Parole	3,292	3,292	0
Re-Parole	1,056	1,056	0
Released to CYA Parole	2	2	0
Discharged	40	39	1
Died	2	2	0
Other Departures	594	592	2
Fed/State/CYA	3	3	0
Escape	0	0	0
Court	347	345	2
Jail	73	73	0
Hospital/Medical	145	145	0
Temp. Community Leave	3	3	0
Other	23	23	0
Net Arrivals-Departures	206	207	-1
Uncategorized Moves	-29	-30	1
Population: Dec 31, 1992	5,430	5,429	1
Departures from Temp. Release	129	129	0
Paroled	123	123	0
First Parole	92	92	0
Re-Parole	31	31	0
Discharged	4	4	0
Died	2	2	0

Report # MOVE - 5

Male Institution Population Movements

CALIFORNIA CORRECTIONAL CENTER - SUSANVILLE
 Calendar Year 1992

Movement	Total	Felon	Commitment Type			
			Safe-keeper	Civil Narc. Addict	From Other States	County Diagnostic
Population: Jan 1, 1992	5,701	5,899	1	0	1	0
TOTAL ARRIVALS	6,997	6,991	2	3	0	1
Transfers in	6,726	6,723	0	2	0	1
New Admissions	3	1	2	0	0	0
Parole Returns	2	2	0	0	0	0
PRTC and OPRTFT	0	0	0	0	0	0
PWNT and OPRWNT	0	0	0	0	0	0
Pending Revocation	2	2	0	0	0	0
CYA Parole Returns	0	0	0	0	0	0
Other Arrivals	266	265	0	1	0	0
Fed/State/CYA	2	2	0	0	0	0
Escape	6	6	0	0	0	0
Court	122	121	0	1	0	0
Jail	87	87	0	0	0	0
Hospital/Medical	31	31	0	0	0	0
Temp. Community Leave	18	18	0	0	0	0
Other	0	0	0	0	0	0
TOTAL DEPARTURES	6,888	6,880	3	3	1	1
Transfers out	2,758	2,755	0	2	1	0
Paroled	3,573	3,573	0	0	0	0
First Parole	3,145	3,145	0	0	0	0
Re-Parole	428	428	0	0	0	0
Released to CYA Parole	2	2	0	0	0	0
Discharged	24	21	2	0	0	1
Died	4	4	0	0	0	0
Other Departures	527	525	1	1	0	0
Fed/State/CYA	0	0	0	0	0	0
Escape	20	20	0	0	0	0
Court	334	332	1	1	0	0
Jail	109	109	0	0	0	0
Hospital/Medical	36	36	0	0	0	0
Temp. Community Leave	19	19	0	0	0	0
Other	9	9	0	0	0	0
Net Arrivals-Departures	109	111	-1	0	-1	0
Uncategorized Moves	-12	-12	0	0	0	0
Population: Dec 31, 1992	5,798	5,798	0	0	0	0
Departures from Temp. Release	68	64	4	0	0	0
Paroled	55	55	0	0	0	0
First Parole	43	43	0	0	0	0
Re-Parole	12	12	0	0	0	0
Discharged	13	9	4	0	0	0
Died	0	0	0	0	0	0

Report # MOVE - 5

Male Institution Population Movements

CALIFORNIA CORRECTIONAL INSTITUTION (I AND II) - TEHACHAPI
 Calendar Year 1992

Movement	Total	Felon	Commitment Type	
			Civil Narc. Addict	From Other States
Population: Jan 1, 1992	2,391	2,389	1	1
TOTAL ARRIVALS	3,403	3,402	0	1
Transfers in	3,325	3,324	0	1
New Admissions	0	0	0	0
Parole Returns	0	0	0	0
PRTC and OPRFTT	0	0	0	0
PWNT and OPRWNT	0	0	0	0
Pending Revocation	0	0	0	0
CYA Parole Returns	0	0	0	0
Other Arrivals	78	78	0	0
Fed/State/CYA	0	0	0	0
Escape	0	0	0	0
Court	77	77	0	0
Jail	0	0	0	0
Hospital/Medical	0	0	0	0
Temp. Community Leave	0	0	0	0
Other	1	1	0	0
TOTAL DEPARTURES	3,231	3,229	1	1
Transfers out	1,159	1,159	0	0
Paroled	1,691	1,691	0	0
First Parole	1,509	1,509	0	0
Re-Parole	182	182	0	0
Released to CYA Parole	2	2	0	0
Discharged	8	6	1	1
Died	0	0	0	0
Other Departures	371	371	0	0
Fed/State/CYA	0	0	0	0
Escape	1	1	0	0
Court	94	94	0	0
Jail	43	43	0	0
Hospital/Medical	0	0	0	0
Temp. Community Leave	0	0	0	0
Other	233	233	0	0
Net Arrivals-Departures	172	173	-1	0
Uncategorized Moves	-16	-16	0	0
Population: Dec 31, 1992	2,547	2,546	0	1
Departures from Temp. Release	282	282	0	0
Paroled	282	282	0	0
First Parole	263	263	0	0
Re-Parole	19	19	0	0
Discharged	0	0	0	0
Died	0	0	0	0

Report # MOVE - 5

Male Institution Population Movements

CALIFORNIA CORRECTIONAL INSTITUTION (RECEPTION) - TEHACHAPI
 Calendar Year 1992

Movement	Total	Felon	Commitment Type		
			Safe-keeper	Civil Narc. Addict	County Diagnostic
Population: Jan 1, 1992	981	979	0	2	0
TOTAL ARRIVALS	16,459	16,282	154	43	0
Transfers in	6,846	6,855	154	37	0
New Admissions	6,405	6,401	0	4	0
Parole Returns	3,084	3,084	0	0	0
PRTC and OPRTFT	2	2	0	0	0
PWNT and OPRWNT	3,080	3,080	0	0	0
Pending Revocation	2	2	0	0	0
CYA Parole Returns	17	17	0	0	0
Other Arrivals	107	105	0	2	0
Fed/State/CYA	2	2	0	0	0
Escape	3	3	0	0	0
Court	97	95	0	2	0
Jail	1	1	0	0	0
Hospital/Medical	2	2	0	0	0
Temp. Community Leave	0	0	0	0	0
Other	2	2	0	0	0
TOTAL DEPARTURES	16,476	16,299	150	26	1
Transfers out	16,013	16,002	0	10	1
Paroled	174	172	0	2	0
First Parole	163	161	0	2	0
Re-Parole	11	11	0	0	0
Released to CYA Parole	0	0	0	0	0
Discharged	164	2	150	12	0
Died	0	0	0	0	0
Other Departures	125	123	0	2	0
Fed/State/CYA	0	0	0	0	0
Escape	0	0	0	0	0
Court	103	101	0	2	0
Jail	5	5	0	0	0
Hospital/Medical	6	6	0	0	0
Temp. Community Leave	0	0	0	0	0
Other	11	11	0	0	0
Net Arrivals-Departures	-17	-37	4	17	-1
Uncategorized Moves	55	59	-4	-1	1
Population: Dec 31, 1992	1,019	1,001	0	18	0
Departures from Temp. Release	22	22	0	0	0
Paroled	19	19	0	0	0
First Parole	18	18	0	0	0
Re-Parole	1	1	0	0	0
Discharged	3	3	0	0	0
Died	0	0	0	0	0

Report # MOVE - 5

Male Institution Population Movements

CALIFORNIA CORRECTIONAL INSTITUTION (IVA) - TEHACHAPI
 Calendar Year 1992

Movement	Total	Commitment Type	
		Felon	From Other States
Population: Jan 1, 1992	991	989	2
TOTAL ARRIVALS	2,030	2,029	1
Transfers in	2,009	2,008	1
New Admissions	0	0	0
Parole Returns	0	0	0
PRTC and OPRTFT	0	0	0
PWNT and OPR/NT	0	0	0
Pending Revocation	0	0	0
CYA Parole Returns	0	0	0
Other Arrivals	21	21	0
Fed/State/CYA	1	1	0
Escape	0	0	0
Court	20	20	0
Jail	0	0	0
Hospital/Medical	0	0	0
Temp. Community Leave	0	0	0
Other	0	0	0
TOTAL DEPARTURES	1,985	1,983	2
Transfers out	1,839	1,837	2
Paroled	111	111	0
First Parole	81	81	0
Re-Parole	30	30	0
Released to CYA Parole	0	0	0
Discharged	0	0	0
Died	0	0	0
Other Departures	35	35	0
Fed/State/CYA	0	0	0
Escape	0	0	0
Court	25	25	0
Jail	3	3	0
Hospital/Medical	0	0	0
Temp. Community Leave	0	0	0
Other	7	7	0
Net Arrivals-Departures	45	46	-1
Uncategorized Moves	-6	-6	0
Population: Dec 31, 1992	1,030	1,029	1
Departures from Temp. Release	10	10	0
Paroled	9	9	0
First Parole	8	8	0
Re-Parole	1	1	0
Discharged	1	1	0
Died	0	0	0

Report # MOVE - 5

Male Institution Population Movements

CALIFORNIA CORRECTIONAL INSTITUTION (IVB) - TEHACHAPI
 Calendar Year 1992

Movement	Total	Felon	Commitment Type		
			Safe-keeper	Civil Narc. Addict	From Other States
Population: Jan 1, 1992	1,040	1,038	0	0	2
TOTAL ARRIVALS	5,464	5,458	3	2	1
Transfers in	5,308	5,302	3	2	1
New Admissions	0	0	0	0	0
Parole Returns	0	0	0	0	0
PRTC and OPRTFT	0	0	0	0	0
PWNT and OPRWNT	0	0	0	0	0
Pending Revocation	0	0	0	0	0
CYA Parole Returns	0	0	0	0	0
Other Arrivals	156	156	0	0	0
Fed/State/CYA	0	0	0	0	0
Escape	0	0	0	0	0
Court	25	25	0	0	0
Jail	0	0	0	0	0
Hospital/Medical	131	131	0	0	0
Temp. Community Leave	0	0	0	0	0
Other	0	0	0	0	0
TOTAL DEPARTURES	5,420	5,415	3	1	1
Transfers out	5,159	5,154	3	1	1
Paroled	99	99	0	0	0
First Parole	73	73	0	0	0
Re-Parole	26	26	0	0	0
Released to CYA Parole	0	0	0	0	0
Discharged	1	1	0	0	0
Died	0	0	0	0	0
Other Departures	161	161	0	0	0
Fed/State/CYA	0	0	0	0	0
Escape	0	0	0	0	0
Court	23	23	0	0	0
Jail	1	1	0	0	0
Hospital/Medical	130	130	0	0	0
Temp. Community Leave	0	0	0	0	0
Other	7	7	0	0	0
Net Arrivals-Departures	44	43	0	1	0
Uncategorized Moves	-9	-9	0	0	0
Population: Dec 31, 1992	1,075	1,072	0	1	2
Departures from Temp. Release	12	12	0	0	0
Paroled	8	8	0	0	0
First Parole	7	7	0	0	0
Re-Parole	1	1	0	0	0
Discharged	1	1	0	0	0
Died	3	3	0	0	0

Report # MOVE - 5

Male Institution Population Movements

CALIFORNIA INSTITUTION FOR MEN (MINIMUM) - CHINO
 Calendar Year 1992

Movement	Total	Felon	Commitment Type		
			Safe-keeper	Civil Narc. Addict	County Diagnostic
Population: Jan 1, 1992	1,856	1,851	1	4	0
TOTAL ARRIVALS	5,148	5,113	0	28	9
Transfers in	4,885	4,852	0	25	8
New Admissions	0	0	0	0	0
Parole Returns	5	5	0	0	0
PRTC and OPRTFT	5	5	0	0	0
PWNT and OPRWNT	0	0	0	0	0
Pending Revocation	0	0	0	0	0
CYA Parole Returns	0	0	0	0	0
Other Arrivals	258	256	0	1	1
Fed/State/CYA	0	0	0	0	0
Escape	0	0	0	0	0
Court	87	87	0	0	0
Jail	0	0	0	0	0
Hospital/Medical	171	169	0	1	1
Temp. Community Leave	0	0	0	0	0
Other	0	0	0	0	0
TOTAL DEPARTURES	5,140	5,100	1	30	9
Transfers out	1,887	1,851	0	28	8
Paroled	2,716	2,716	0	0	0
First Parole	1,405	1,405	0	0	0
Re-Parole	1,311	1,311	0	0	0
Released to CYA Parole	8	8	0	0	0
Discharged	40	39	1	0	0
Died	26	26	0	0	0
Other Departures	463	460	0	2	1
Fed/State/CYA	0	0	0	0	0
Escape	1	1	0	0	0
Court	124	123	0	1	0
Jail	52	52	0	0	0
Hospital/Medical	123	121	0	1	1
Temp. Community Leave	1	1	0	0	0
Other	162	162	0	0	0
Net Arrivals-Departures	8	13	-1	-4	0
Uncategorized Moves	-18	-18	0	0	0
Population: Dec 31, 1992	1,846	1,846	0	0	0
Departures from Temp. Release	244	243	0	1	0
Paroled	233	233	0	0	0
First Parole	168	168	0	0	0
Re-Parole	65	65	0	0	0
Discharged	7	8	0	1	0
Died	4	4	0	0	0

Report # MOVE - 5

Male Institution Population Movements

CALIFORNIA INSTITUTION FOR MEN (RECEPTION) EAST - CHINO
 Calendar Year 1992

Movement	Total	Felon	Commitment Type		
			Safe-keeper	Civil Narc. Addict	County Diagnostic
Population: Jan 1, 1992	793	786	2	5	0
TOTAL ARRIVALS	8,555	8,542	2	9	2
Transfers in	8,405	8,392	2	9	2
New Admissions	0	0	0	0	0
Parole Returns	2	2	0	0	0
PRTC and OPRTFT	0	0	0	0	0
PWNT and OPRWNT	0	0	0	0	0
Pending Revocation	2	2	0	0	0
CYA Parole Returns	0	0	0	0	0
Other Arrivals	148	148	0	0	0
Fed/State/CYA	1	1	0	0	0
Escape	0	0	0	0	0
Court	121	121	0	0	0
Jail	7	7	0	0	0
Hospital/Medical	19	19	0	0	0
Temp. Community Leave	0	0	0	0	0
Other	0	0	0	0	0
TOTAL DEPARTURES	8,561	8,544	2	13	2
Transfers out	4,653	4,647	1	4	1
Paroled	3,551	3,551	0	0	0
First Parole	172	172	0	0	0
Re-Parole	3,379	3,379	0	0	0
Released to CYA Parole	6	6	0	0	0
Discharged	80	69	1	9	1
Died	1	1	0	0	0
Other Departures	270	270	0	0	0
Fed/State/CYA	0	0	0	0	0
Escape	0	0	0	0	0
Court	187	187	0	0	0
Jail	40	40	0	0	0
Hospital/Medical	35	35	0	0	0
Temp. Community Leave	0	0	0	0	0
Other	8	8	0	0	0
Net Arrivals-Departures	-6	-2	0	-4	0
Uncategorized Moves	-27	-27	0	0	0
Population: Dec 31, 1992	760	757	2	1	0
Departures from Temp. Release	58	56	0	1	1
Paroled	53	53	0	0	0
First Parole	4	4	0	0	0
Re-Parole	49	49	0	0	0
Discharged	4	2	0	1	1
Died	1	1	0	0	0

Report # MOVE - 5

Male Institution Population Movements

CALIFORNIA INSTITUTION FOR MEN (RECEPTION CENTER CENTRAL) - CHINO
 Calendar Year 1992

Movement	Total	Felon	Commitment Type			
			Safe-keeper	Civil Narc. Addict	From Other States	County Diagnostic
Population: Jan 1, 1992	1,270	1,187	11	80	0	12
TOTAL ARRIVALS	33,144	31,897	109	510	1	827
Transfers in	9,643	9,108	2	492	1	42
New Admissions	4,870	4,179	107	1	0	583
Parole Returns	16,962	16,961	0	1	0	0
PRTC and OPRFTT	1,757	1,758	0	1	0	0
PWNT and OPRWNT	1,896	1,896	0	0	0	0
Pending Revocation	13,309	13,309	0	0	0	0
CYA Parole Returns	72	72	0	0	0	0
Other Arrivals	1,597	1,579	0	16	0	2
Fed/State/CYA	138	138	0	0	0	0
Escape	132	132	0	0	0	0
Court	1,311	1,293	0	16	0	2
Jail	9	9	0	0	0	0
Hospital/Medical	4	4	0	0	0	0
Temp. Community Leave	0	0	0	0	0	0
Other	3	3	0	0	0	0
TOTAL DEPARTURES	33,330	32,175	109	469	1	576
Transfers out	31,117	30,433	1	374	1	308
Paroled	630	630	0	0	0	0
First Parole	292	292	0	0	0	0
Re-Parole	338	338	0	0	0	0
Released to CYA Parole	2	2	0	0	0	0
Discharged	396	13	107	12	0	264
Died	0	0	0	0	0	0
Other Departures	1,185	1,097	1	83	0	4
Fed/State/CYA	17	17	0	0	0	0
Escape	0	0	0	0	0	0
Court	1,160	1,072	1	83	0	4
Jail	0	0	0	0	0	0
Hospital/Medical	6	6	0	0	0	0
Temp. Community Leave	0	0	0	0	0	0
Other	2	2	0	0	0	0
Net Arrivals-Departures	-186	-278	0	41	0	51
Uncategorized Moves	295	296	0	0	0	-1
Population: Dec 31, 1992	1,379	1,205	11	101	0	82
Departures from Temp. Release	147	112	1	31	0	3
Paroled	96	96	0	0	0	0
First Parole	33	33	0	0	0	0
Re-Parole	63	63	0	0	0	0
Discharged	51	16	1	31	0	3
Died	0	0	0	0	0	0

Report # MOVE - 5

Male Institution Population Movements

CALIFORNIA INSTITUTION FOR MEN (RECEPTION CENTER WEST) - CHINO
 Calendar Year 1992

Movement	Total	Felon	Commitment Type	
			Civil Narc. Addict	County Diagnostic
Population: Jan 1, 1992	1,238	1,218	1	19
TOTAL ARRIVALS	15,080	14,778	1	301
Transfers in	14,998	14,894	1	301
New Admissions	0	0	0	0
Parole Returns	0	0	0	0
PRTC and OPRTFT	0	0	0	0
PWNT and OPRWNT	0	0	0	0
Pending Revocation	0	0	0	0
CYA Parole Returns	0	0	0	0
Other Arrivals	84	84	0	0
Fed/State/CYA	0	0	0	0
Escape	0	0	0	0
Court	76	76	0	0
Jail	3	3	0	0
Hospital/Medical	4	4	0	0
Temp. Community Leave	1	1	0	0
Other	0	0	0	0
TOTAL DEPARTURES	15,096	14,869	2	225
Transfers out	11,945	11,923	0	22
Paroled	2,672	2,672	0	0
First Parole	93	93	0	0
Re-Parole	2,579	2,579	0	0
Released to CYA Parole	2	2	0	0
Discharged	233	30	1	202
Died	1	1	0	0
Other Departures	243	241	1	1
Fed/State/CYA	2	2	0	0
Escape	0	0	0	0
Court	216	214	1	1
Jail	4	4	0	0
Hospital/Medical	15	15	0	0
Temp. Community Leave	1	1	0	0
Other	5	5	0	0
Net Arrivals-Departures	-16	-91	-1	76
Uncategorized Moves	-17	-17	0	0
Population: Dec 31, 1992	1,205	1,110	0	95
Departures from Temp. Release	36	35	1	0
Paroled	31	31	0	0
First Parole	2	2	0	0
Re-Parole	29	29	0	0
Discharged	5	4	1	0
Died	0	0	0	0

Report # MOVE - 5

Female Institution Population Movements

CALIFORNIA INSTITUTION FOR WOMEN - CORONA
 Calendar Year 1992

Movement	Total	Felon	Safe-keeper	Commitment Type			From Other States	County Diagnostic
				Civil Narc. Addict	Federal Cases			
Population: Jan 1, 1992	1,490	1,445	0	41	1	1	2	
TOTAL ARRIVALS	5,998	5,623	18	328	1	7	19	
Transfers in	5,142	4,831	17	269	1	6	18	
New Admissions	0	0	0	0	0	0	0	
Parole Returns	13	13	0	0	0	0	0	
PRTC and OPR/TFT	12	12	0	0	0	0	0	
PWNT and OPR/WNT	0	0	0	0	0	0	0	
Pending Revocation	1	1	0	0	0	0	0	
CYA Parole Returns	0	0	0	0	0	0	0	
Other Arrivals	841	779	1	59	0	1	1	
Fed/State/CYA	0	0	0	0	0	0	0	
Escape	0	0	0	0	0	0	0	
Court	279	275	0	4	0	0	0	
Jail	3	3	0	0	0	0	0	
Hospital/Medical	535	477	1	55	0	1	1	
Temp. Community Leave	0	0	0	0	0	0	0	
Other	24	24	0	0	0	0	0	
TOTAL DEPARTURES	6,002	5,635	18	322	1	5	21	
Transfers out	3,399	3,119	15	243	1	4	17	
Paroled	1,672	1,670	0	2	0	0	0	
First Parole	844	842	0	2	0	0	0	
Re-Parole	828	828	0	0	0	0	0	
Released to CYA Parole	0	0	0	0	0	0	0	
Discharged	32	21	2	6	0	0	3	
Died	1	1	0	0	0	0	0	
Other Departures	898	824	1	71	0	1	1	
Fed/State/CYA	3	3	0	0	0	0	0	
Escape	0	0	0	0	0	0	0	
Court	293	276	0	17	0	0	0	
Jail	34	34	0	0	0	0	0	
Hospital/Medical	534	477	1	54	0	1	1	
Temp. Community Leave	0	0	0	0	0	0	0	
Other	34	34	0	0	0	0	0	
Net Arrivals-Departures	-6	-12	0	6	0	2	-2	
Uncategorized Moves	-18	-16	0	-2	0	0	0	
Population: Dec 31, 1992	1,466	1,417	0	45	1	3	0	
Departures from Temp. Release	72	62	0	10	0	0	0	
Paroled	56	56	0	0	0	0	0	
First Parole	38	38	0	0	0	0	0	
Re-Parole	18	18	0	0	0	0	0	
Discharged	13	3	0	10	0	0	0	
Died	3	3	0	0	0	0	0	

Report # MOVE - 5

Includes female inmates housed at Metropolitan and Patton State Hospitals.

Female Institution Population Movements

CALIFORNIA INSTITUTION FOR WOMEN (RECEPTION) - CORONA
 Calendar Year 1992

Movement	Total	Felon	Safe-keeper	Commitment Type			County Diagnostic
				Civil Narc. Addict	Federal Cases	From Other States	
Population: Jan 1, 1992	214	209	0	1	0	1	3
TOTAL ARRIVALS	6,178	5,482	30	818	1	9	40
Transfers in	3,584	2,937	15	812	0	4	18
New Admissions	899	853	15	2	1	5	23
Parole Returns	1,573	1,572	0	1	0	0	0
PRTC and OPRTFT	7	6	0	1	0	0	0
PWNT and OPRWNT	261	261	0	0	0	0	0
Pending Revocation	1,305	1,305	0	0	0	0	0
CYA Parole Returns	1	1	0	0	0	0	0
Other Arrivals	121	119	0	1	0	0	1
Fed/State/CYA	3	3	0	0	0	0	0
Escape	9	9	0	0	0	0	0
Court	63	62	0	1	0	0	0
Jail	11	11	0	0	0	0	0
Hospital/Medical	34	33	0	0	0	0	1
Temp. Community Leave	0	0	0	0	0	0	0
Other	1	1	0	0	0	0	0
TOTAL DEPARTURES	6,270	5,574	30	615	1	9	41
Transfers out	5,853	5,193	17	614	1	9	19
Paroled	258	258	0	0	0	0	0
First Parole	9	9	0	0	0	0	0
Re-Parole	249	249	0	0	0	0	0
Released to CYA Parole	0	0	0	0	0	0	0
Discharged	37	2	13	0	0	0	22
Died	0	0	0	0	0	0	0
Other Departures	122	121	0	1	0	0	0
Fed/State/CYA	2	2	0	0	0	0	0
Escape	0	0	0	0	0	0	0
Court	58	58	0	0	0	0	0
Jail	13	13	0	0	0	0	0
Hospital/Medical	48	47	0	1	0	0	0
Temp. Community Leave	0	0	0	0	0	0	0
Other	1	1	0	0	0	0	0
Net Arrivals-Departures	-92	-92	0	1	0	0	-1
Uncategorized Moves	33	33	0	0	0	0	0
Population: Dec 31, 1992	155	150	0	2	0	1	2
Departures from Temp. Release	7	6	0	0	0	0	1
Paroled	6	6	0	0	0	0	0
First Parole	0	0	0	0	0	0	0
Re-Parole	6	6	0	0	0	0	0
Discharged	1	0	0	0	0	0	1
Died	0	0	0	0	0	0	0

Report # MOVE - 5

Male Institution Population Movements
 CALIFORNIA MEDICAL FACILITY - VACAVILLE
 Calendar Year 1992

Movement	Total	Felon	Commitment Type					Youth Author.	County Diag- nostic
			Safe- keeper	Civil Narc. Addict	Federal Cases	From Other States			
Population: Jan 1, 1992	2,829	2,817	2	1	1	0	1	7	
TOTAL ARRIVALS	4,298	4,282	1	10	0	2	0	23	
Transfers in	3,983	3,952	0	7	0	2	0	22	
New Admissions	1	0	1	0	0	0	0	0	
Parole Returns	9	9	0	0	0	0	0	0	
PRTC and OPRTFT	3	3	0	0	0	0	0	0	
PWNT and OPRWNT	0	0	0	0	0	0	0	0	
Pending Revocation	6	8	0	0	0	0	0	0	
CYA Parole Returns	0	0	0	0	0	0	0	0	
Other Arrivals	305	301	0	3	0	0	0	1	
Fed/State/CYA	0	0	0	0	0	0	0	0	
Escape	1	1	0	0	0	0	0	0	
Court	131	128	0	3	0	0	0	0	
Jail	2	2	0	0	0	0	0	0	
Hospital/Medical	169	168	0	0	0	0	0	1	
Temp. Community Leave	0	0	0	0	0	0	0	0	
Other	2	2	0	0	0	0	0	0	
TOTAL DEPARTURES	3,936	3,896	1	8	0	0	1	30	
Transfers out	1,730	1,715	0	4	0	0	0	11	
Paroled	1,616	1,616	0	0	0	0	0	0	
First Parole	1,178	1,178	0	0	0	0	0	0	
Re-Parole	438	438	0	0	0	0	0	0	
Released to CYA Parole	0	0	0	0	0	0	0	0	
Discharged	66	46	1	0	0	0	1	18	
Died	48	48	0	0	0	0	0	0	
Other Departures	476	471	0	4	0	0	0	1	
Fed/State/CYA	0	0	0	0	0	0	0	0	
Escape	0	0	0	0	0	0	0	0	
Court	210	206	0	4	0	0	0	0	
Jail	21	21	0	0	0	0	0	0	
Hospital/Medical	208	207	0	0	0	0	0	1	
Temp. Community Leave	1	1	0	0	0	0	0	0	
Other	36	36	0	0	0	0	0	0	
Net Arrivals-Departures	362	366	0	2	0	2	-1	-7	
Uncategorized Moves	-6	-6	0	0	0	0	0	0	
Population: Dec 31, 1992	3,185	3,177	2	3	1	2	0	0	
Departures from Temp. Release	126	125	1	0	0	0	0	0	
Paroled	104	104	0	0	0	0	0	0	
First Parole	71	71	0	0	0	0	0	0	
Re-Parole	33	33	0	0	0	0	0	0	
Discharged	7	6	1	0	0	0	0	0	
Died	15	15	0	0	0	0	0	0	

Report # MOVE - 5

Male Institution Population Movements

CALIFORNIA MEDICAL FACILITY (NORTHERN RECEPTION CENTER) - VACAVILLE
 Calendar Year 1992

Movement	Total	Felon	Commitment Type	
			Civil Narc. Addict	County Diag- nostic
Population: Jan 1, 1992	484	243	5	216
TOTAL ARRIVALS	1,645	1,164	3	478
Transfers in	442	394	2	46
New Admissions	842	414	1	427
Parole Returns	313	313	0	0
PRTC and OPRTFT	2	2	0	0
PWNT and OPRWNT	311	311	0	0
Pending Revocation	0	0	0	0
CYA Parole Returns	2	2	0	0
Other Arrivals	46	41	0	5
Fed/State/CYA	0	0	0	0
Escape	1	1	0	0
Court	43	39	0	4
Jail	0	0	0	0
Hospital/Medical	2	1	0	1
Temp. Community Leave	0	0	0	0
Other	0	0	0	0
TOTAL DEPARTURES	2,114	1,412	8	694
Transfers out	1,394	1,357	6	31
Paroled	13	13	0	0
First Parole	11	11	0	0
Re-Parole	2	2	0	0
Released to CYA Parole	0	0	0	0
Discharged	655	0	1	654
Died	0	0	0	0
Other Departures	52	42	1	9
Fed/State/CYA	0	0	0	0
Escape	0	0	0	0
Court	50	41	1	8
Jail	0	0	0	0
Hospital/Medical	2	1	0	1
Temp. Community Leave	0	0	0	0
Other	0	0	0	0
Net Arrivals-Departures	-469	-248	-5	-216
Uncategorized Moves	5	5	0	0
Population: Dec 31, 1992	0	0	0	0
Departures from Temp. Release	5	1	1	3
Paroled	1	1	0	0
First Parole	1	1	0	0
Re-Parole	0	0	0	0
Discharged	4	0	1	3
Died	0	0	0	0

Report # MOVE - 5

Male Institution Population Movements

CALIFORNIA MEN'S COLONY EAST - SAN LUIS OBISPO
 Calendar Year 1992

Movement	Total	Felon	Commitment Type		
			Safe-keeper	Civil Narc. Addict	From Other States
Population: Jan 1, 1992	3,877	3,875	0	0	2
TOTAL ARRIVALS	4,551	4,377	168	6	0
Transfers in	4,244	4,156	83	5	0
New Admissions	84	0	84	0	0
Parole Returns	4	4	0	0	0
PRTC and OPRTFT	1	1	0	0	0
PWNT and OPRWNT	0	0	0	0	0
Pending Revocation	3	3	0	0	0
CYA Parole Returns	0	0	0	0	0
Other Arrivals	219	217	1	1	0
Fed/State/CYA	8	8	0	0	0
Escape	1	1	0	0	0
Court	77	76	1	0	0
Jail	3	3	0	0	0
Hospital/Medical	130	129	0	1	0
Temp. Community Leave	0	0	0	0	0
Other	0	0	0	0	0
TOTAL DEPARTURES	4,540	4,366	168	6	0
Transfers out	2,585	2,417	163	5	0
Paroled	1,572	1,572	0	0	0
First Parole	1,160	1,160	0	0	0
Re-Parole	412	412	0	0	0
Released to CYA Parole	1	1	0	0	0
Discharged	24	20	4	0	0
Died	30	30	0	0	0
Other Departures	328	326	1	1	0
Fed/State/CYA	0	0	0	0	0
Escape	0	0	0	0	0
Court	117	116	1	0	0
Jail	36	36	0	0	0
Hospital/Medical	120	119	0	1	0
Temp. Community Leave	1	1	0	0	0
Other	54	54	0	0	0
Net Arrivals-Departures	11	11	0	0	0
Uncategorized Moves	-19	-19	0	0	0
Population: Dec 31, 1992	3,869	3,867	0	0	2
Departures from Temp. Release	107	106	1	0	0
Paroled	95	95	0	0	0
First Parole	78	78	0	0	0
Re-Parole	17	17	0	0	0
Discharged	9	8	1	0	0
Died	3	3	0	0	0

Report # MOVE - 5

Includes male inmates housed at Atascadero State Hospital.

Male Institution Population Movements

CALIFORNIA MEN'S COLONY WEST - SAN LUIS OBISPO
 Calendar Year 1992

Movement	Commitment Type		
	Total	Felon	Safe-keeper
Population: Jan 1, 1992	2,729	2,729	0
TOTAL ARRIVALS	4,374	4,290	84
Transfers in	4,224	4,202	22
New Admissions	81	0	81
Parole Returns	0	0	0
PRTC and OPRTFT	0	0	0
PWNT and OPRWNT	0	0	0
Pending Revocation	0	0	0
CYA Parole Returns	0	0	0
Other Arrivals	89	88	1
Fed/State/CYA	0	0	0
Escape	0	0	0
Court	75	74	1
Jail	1	1	0
Hospital/Medical	10	10	0
Temp. Community Leave	3	3	0
Other	0	0	0
TOTAL DEPARTURES	4,150	4,066	84
Transfers out	1,555	1,472	83
Paroled	2,187	2,187	0
First Parole	1,756	1,756	0
Re-Parole	431	431	0
Released to CYA Parole	1	1	0
Discharged	28	28	0
Died	0	0	0
Other Departures	379	378	1
Fed/State/CYA	1	1	0
Escape	2	2	0
Court	125	124	1
Jail	42	42	0
Hospital/Medical	10	10	0
Temp. Community Leave	3	3	0
Other	196	196	0
Net Arrivals-Departures	224	224	0
Uncategorized Moves	-19	-19	0
Population: Dec 31, 1992	2,934	2,934	0
Departures from Temp. Release	250	250	0
Paroled	250	250	0
First Parole	220	220	0
Re-Parole	30	30	0
Discharged	0	0	0
Died	0	0	0

Report # MOVE - 5

Male Institution Population Movements

CALIFORNIA REHABILITATION CENTER - NORCO
 Calendar Year 1992

Movement	Total	Felon	Commitment Type		
			Civil Narc. Addict	From Other States	County Diagnostic
Population: Jan 1, 1992	3,285	1,855	1,829	1	0
TOTAL ARRIVALS	9,352	3,205	6,146	0	1
Transfers in	6,040	2,880	3,359	0	1
New Admissions	1,326	25	1,301	0	0
Parole Returns	1,412	300	1,112	0	0
PRTC and OPRTFT	1,408	300	1,108	0	0
PWNT and OPRWNT	4	0	4	0	0
Pending Revocation	0	0	0	0	0
CYA Parole Returns	1	1	0	0	0
Other Arrivals	573	199	374	0	0
Fed/State/CYA	2	1	1	0	0
Escape	0	0	0	0	0
Court	258	111	147	0	0
Jail	1	1	0	0	0
Hospital/Medical	73	30	43	0	0
Temp. Community Leave	0	0	0	0	0
Other	239	56	183	0	0
TOTAL DEPARTURES	8,673	3,082	5,589	1	1
Transfers out	2,499	830	1,668	0	1
Paroled	4,711	1,527	3,183	1	0
First Parole	4,129	945	3,183	1	0
Re-Parole	582	582	0	0	0
Released to CYA Parole	1	1	0	0	0
Discharged	374	285	89	0	0
Died	1	1	0	0	0
Other Departures	1,087	438	649	0	0
Fed/State/CYA	0	0	0	0	0
Escape	1	1	0	0	0
Court	595	177	418	0	0
Jail	44	43	1	0	0
Hospital/Medical	79	34	45	0	0
Temp. Community Leave	0	0	0	0	0
Other	368	183	185	0	0
Net Arrivals-Departures	679	123	557	-1	0
Uncategorized Moves	-13	-12	-1	0	0
Population: Dec 31, 1992	3,951	1,786	2,185	0	0
Departures from Temp. Release	301	189	112	0	0
Paroled	191	185	6	0	0
First Parole	165	159	6	0	0
Re-Parole	26	26	0	0	0
Discharged	109	3	106	0	0
Died	1	1	0	0	0

Report # MOVE - 5

Male Institution Population Movements

CALIFORNIA REHABILITATION CENTER (RECEPTION) - NORCO
 Calendar Year 1992

Movement	Total	Commitment Type	
		Felon	Civil Narc. Addict
Population: Jan 1, 1992	358	358	0
TOTAL ARRIVALS	227	225	2
Transfers in	225	223	2
New Admissions	0	0	0
Parole Returns	0	0	0
PRTC and OPRTFT	0	0	0
PWNT and OPRWNT	0	0	0
Pending Revocation	0	0	0
CYA Parole Returns	0	0	0
Other Arrivals	2	2	0
Fed/State/CYA	0	0	0
Escape	0	0	0
Court	2	2	0
Jail	0	0	0
Hospital/Medical	0	0	0
Temp. Community Leave	0	0	0
Other	0	0	0
TOTAL DEPARTURES	584	582	2
Transfers out	443	441	2
Paroled	136	136	0
First Parole	0	0	0
Re-Parole	136	136	0
Released to CYA Parole	0	0	0
Discharged	3	3	0
Died	0	0	0
Other Departures	2	2	0
Fed/State/CYA	0	0	0
Escape	0	0	0
Court	2	2	0
Jail	0	0	0
Hospital/Medical	0	0	0
Temp. Community Leave	0	0	0
Other	0	0	0
Net Arrivals-Departures	-357	-357	0
Uncategorized Moves	-1	-1	0
Population: Dec 31, 1992	0	0	0
Departures from Temp. Release	0	0	0
Paroled	0	0	0
First Parole	0	0	0
Re-Parole	0	0	0
Discharged	0	0	0
Died	0	0	0

Report # MOVE - 5

Female Institution Population Movements
 CALIFORNIA REHABILITATION CENTER - NORCO
 Calendar Year 1992

Movement	Total	Felon	Commitment Type	
			Civil Narc. Addict	From Other States
Population: Jan 1, 1992	781	280	531	0
TOTAL ARRIVALS	1,661	289	1,391	1
Transfers in	745	176	568	1
New Admissions	382	4	358	0
Parole Returns	433	53	380	0
PRTC and OPRTFT	432	53	379	0
PWNT and OPRWNT	1	0	1	0
Pending Revocation	0	0	0	0
CYA Parole Returns	0	0	0	0
Other Arrivals	121	36	85	0
Fed/State/CYA	0	0	0	0
Escape	0	0	0	0
Court	91	26	65	0
Jail	0	0	0	0
Hospital/Medical	26	6	20	0
Temp. Community Leave	0	0	0	0
Other	4	4	0	0
TOTAL DEPARTURES	1,680	419	1,260	1
Transfers out	255	106	148	1
Paroled	1,167	221	946	0
First Parole	1,129	183	946	0
Re-Parole	38	38	0	0
Released to CYA Parole	0	0	0	0
Discharged	66	42	24	0
Died	0	0	0	0
Other Departures	192	50	142	0
Fed/State/CYA	0	0	0	0
Escape	0	0	0	0
Court	153	33	120	0
Jail	4	3	1	0
Hospital/Medical	27	6	21	0
Temp. Community Leave	0	0	0	0
Other	8	8	0	0
Net Arrivals-Departures	-19	-150	131	0
Uncategorized Moves	-10	-5	-5	0
Population: Dec 31, 1992	762	105	657	0
Departures from Temp. Release	34	10	24	0
Paroled	12	10	2	0
First Parole	10	8	2	0
Re-Parole	2	2	0	0
Discharged	22	0	22	0
Died	0	0	0	0

Report # MOVE - 5

Male Institution Population Movements

CALIPATRIA STATE PRISON - CALIPATRIA
 Calendar Year 1992

Movement	Commitment Type			
	Total	Felon	Safe-keeper	From Other States
Population: Jan 1, 1992	0	0	0	0
TOTAL ARRIVALS	5,177	5,011	181	5
Transfers in	4,942	4,937	0	5
New Admissions	161	0	161	0
Parole Returns	0	0	0	0
PRTC and OPRTFT	0	0	0	0
PWNT and OPRWNT	0	0	0	0
Pending Revocation	0	0	0	0
CYA Parole Returns	0	0	0	0
Other Arrivals	74	74	0	0
Fed/State/CYA	1	1	0	0
Escape	0	0	0	0
Court	63	63	0	0
Jail	0	0	0	0
Hospital/Medical	10	10	0	0
Temp. Community Leave	0	0	0	0
Other	0	0	0	0
TOTAL DEPARTURES	1,673	1,511	161	1
Transfers out	636	479	156	1
Paroled	759	759	0	0
First Parole	636	636	0	0
Re-Parole	123	123	0	0
Released to CYA Parole	0	0	0	0
Discharged	7	5	2	0
Died	2	2	0	0
Other Departures	269	266	3	0
Fed/State/CYA	0	0	0	0
Escape	0	0	0	0
Court	99	96	3	0
Jail	3	3	0	0
Hospital/Medical	17	17	0	0
Temp. Community Leave	0	0	0	0
Other	150	150	0	0
Net Arrivals-Departures	3,504	3,500	0	4
Uncategorized Moves	-31	-31	0	0
Population: Dec 31, 1992	3,473	3,469	0	4
Departures from Temp. Release	148	147	1	0
Paroled	147	147	0	0
First Parole	135	135	0	0
Re-Parole	12	12	0	0
Discharged	1	0	1	0
Died	0	0	0	0

Report # MOVE - 5

Male Institution Population Movements

CALIFORNIA STATE PRISON, CORCORAN - CORCORAN
 Calendar Year 1992

Movement	Total	Felon	Commitment Type		
			Safe-keeper	Civil Narc. Addict	From Other States
Population: Jan 1, 1992	5,180	5,159	0	0	1
TOTAL ARRIVALS	8,219	8,211	2	3	3
Transfers in	7,771	7,766	0	2	3
New Admissions	2	0	2	0	0
Parole Returns	2	2	0	0	0
PRTC and OPRTFT	0	0	0	0	0
PWNT and OPRWNT	1	1	0	0	0
Pending Revocation	1	1	0	0	0
CYA Parole Returns	0	0	0	0	0
Other Arrivals	444	443	0	1	0
Fed/State/CYA	0	0	0	0	0
Escape	0	0	0	0	0
Court	185	184	0	1	0
Jail	7	7	0	0	0
Hospital/Medical	252	252	0	0	0
Temp. Community Leave	0	0	0	0	0
Other	0	0	0	0	0
TOTAL DEPARTURES	7,838	7,829	2	3	4
Transfers out	3,257	3,251	0	2	4
Paroled	3,774	3,774	0	0	0
First Parole	1,858	1,858	0	0	0
Re-Parole	1,916	1,916	0	0	0
Released to CYA Parole	4	4	0	0	0
Discharged	97	95	2	0	0
Died	3	3	0	0	0
Other Departures	703	702	0	1	0
Fed/State/CYA	4	4	0	0	0
Escape	0	0	0	0	0
Court	345	344	0	1	0
Jail	69	69	0	0	0
Hospital/Medical	271	271	0	0	0
Temp. Community Leave	0	0	0	0	0
Other	14	14	0	0	0
Net Arrivals-Departures	381	382	0	0	-1
Uncategorized Moves	-20	-20	0	0	0
Population: Dec 31, 1992	5,521	5,521	0	0	0
Departures from Temp. Release	115	115	0	0	0
Paroled	98	98	0	0	0
First Parole	41	41	0	0	0
Re-Parole	57	57	0	0	0
Discharged	14	14	0	0	0
Died	3	3	0	0	0

Report # MOVE - 5

Male Institution Population Movements

CALIFORNIA STATE PRISON, SOLANO - VACAVILLE
 Calendar Year 1992

Movement	Total	Felon	Commitment Type	
			Civil Narc. Addict	From Other States
Population: Jan 1, 1992	4,315	4,308	1	8
TOTAL ARRIVALS	4,581	4,577	1	3
Transfers in	4,346	4,345	0	1
New Admissions	0	0	0	0
Parole Returns	0	0	0	0
PRTC and OPRTFT	0	0	0	0
PWNT and OPRWNT	0	0	0	0
Pending Revocation	0	0	0	0
CYA Parole Returns	0	0	0	0
Other Arrivals	235	232	1	2
Fed/State/CYA	0	0	0	0
Escape	1	0	1	0
Court	172	171	0	1
Jail	2	2	0	0
Hospital/Medical	60	59	0	1
Temp. Community Leave	0	0	0	0
Other	0	0	0	0
TOTAL DEPARTURES	4,012	4,009	1	2
Transfers out	1,377	1,375	1	1
Paroled	2,134	2,134	0	0
First Parole	1,741	1,741	0	0
Re-Parole	393	393	0	0
Released to CYA Parole	0	0	0	0
Discharged	15	15	0	0
Died	1	1	0	0
Other Departures	485	484	0	1
Fed/State/CYA	2	2	0	0
Escape	0	0	0	0
Court	294	294	0	0
Jail	26	26	0	0
Hospital/Medical	63	62	0	1
Temp. Community Leave	0	0	0	0
Other	100	100	0	0
Net Arrivals-Departures	569	568	0	1
Uncategorized Moves	-17	-14	-1	-2
Population: Dec 31, 1992	4,867	4,862	0	5
Departures from Temp. Release	143	143	0	0
Paroled	135	135	0	0
First Parole	119	119	0	0
Re-Parole	16	16	0	0
Discharged	7	7	0	0
Died	1	1	0	0

Report # MOVE - 5

Male Institution Population Movements

CALIFORNIA STATE PRISON, SACRAMENTO - REPRESA
 Calendar Year 1992

Movement	Total	Felon	Commitment Type			
			Safe-keeper	Civil Narc. Addict	Federal Cases	From Other States
Population: Jan 1, 1992	3,524	3,517	1	0	2	4
TOTAL ARRIVALS	12,715	12,670	7	32	0	8
Transfers in	11,776	11,742	0	28	0	6
New Admissions	5	0	5	0	0	0
Parole Returns	278	278	0	0	0	0
PRTC and OPRFTT	1	1	0	0	0	0
PWNT and OPRWNT	1	1	0	0	0	0
Pending Revocation	276	276	0	0	0	0
CYA Parole Returns	0	0	0	0	0	0
Other Arrivals	656	650	2	4	0	0
Fed/State/CYA	30	30	0	0	0	0
Escape	12	12	0	0	0	0
Court	326	320	2	4	0	0
Jail	0	0	0	0	0	0
Hospital/Medical	288	288	0	0	0	0
Temp. Community Leave	0	0	0	0	0	0
Other	0	0	0	0	0	0
TOTAL DEPARTURES	12,804	12,761	6	30	1	6
Transfers out	10,495	10,480	0	10	0	5
Paroled	1,672	1,672	0	0	0	0
First Parole	1,334	1,334	0	0	0	0
Re-Parole	338	338	0	0	0	0
Released to CYA Parole	1	1	0	0	0	0
Discharged	17	13	0	2	1	1
Died	1	1	0	0	0	0
Other Departures	618	594	6	18	0	0
Fed/State/CYA	16	16	0	0	0	0
Escape	3	3	0	0	0	0
Court	258	234	6	18	0	0
Jail	22	22	0	0	0	0
Hospital/Medical	195	195	0	0	0	0
Temp. Community Leave	0	0	0	0	0	0
Other	124	124	0	0	0	0
Net Arrivals-Departures	-89	-91	1	2	-1	0
Uncategorized Moves	14	15	1	0	-1	-1
Population: Dec 31, 1992	3,449	3,441	3	2	0	3
Departures from Temp. Release	174	169	5	0	0	0
Paroled	165	165	0	0	0	0
First Parole	143	143	0	0	0	0
Re-Parole	22	22	0	0	0	0
Discharged	8	3	5	0	0	0
Died	1	1	0	0	0	0

Report # MOVE - 5

Female Institution Population Movements

CENTRAL CALIFORNIA WOMEN'S FACILITY - CHOWCHILLA
 Calendar Year 1992

Movement	Total	Felon	Commitment Type			
			Safe-keeper	Civil Narc. Addict	Federal Cases	From Other States
Population: Jan 1, 1992	1,543	1,541	0	0	1	1
TOTAL ARRIVALS	3,869	3,863	1	1	0	4
Transfers in	3,274	3,271	0	0	0	3
New Admissions	2	0	1	1	0	0
Parole Returns	0	0	0	0	0	0
PRTC and OPRTFT	0	0	0	0	0	0
PWNT and OPRWNT	0	0	0	0	0	0
Pending Revocation	0	0	0	0	0	0
CYA Parole Returns	0	0	0	0	0	0
Other Arrivals	593	592	0	0	0	1
Fed/State/CYA	0	0	0	0	0	0
Escape	1	1	0	0	0	0
Court	369	369	0	0	0	0
Jail	0	0	0	0	0	0
Hospital/Medical	221	220	0	0	0	1
Temp. Community Leave	2	2	0	0	0	0
Other	0	0	0	0	0	0
TOTAL DEPARTURES	3,019	3,014	1	1	1	2
Transfers out	635	634	0	1	0	0
Paroled	1,700	1,700	0	0	0	0
First Parole	1,384	1,384	0	0	0	0
Re-Parole	316	316	0	0	0	0
Released to CYA Parole	0	0	0	0	0	0
Discharged	18	15	1	0	1	1
Died	1	1	0	0	0	0
Other Departures	665	664	0	0	0	1
Fed/State/CYA	2	2	0	0	0	0
Escape	0	0	0	0	0	0
Court	419	419	0	0	0	0
Jail	20	20	0	0	0	0
Hospital/Medical	220	219	0	0	0	1
Temp. Community Leave	3	3	0	0	0	0
Other	1	1	0	0	0	0
Net Arrivals-Departures	850	849	0	0	-1	2
Uncategorized Moves	-22	-22	0	0	0	0
Population: Dec 31, 1992	2,371	2,368	0	0	0	3
Departures from Temp. Release	52	52	0	0	0	0
Paroled	49	49	0	0	0	0
First Parole	37	37	0	0	0	0
Re-Parole	12	12	0	0	0	0
Discharged	3	3	0	0	0	0
Died	0	0	0	0	0	0

Report # MOVE - 5

Female Institution Population Movements

CENTRAL CALIFORNIA WOMEN'S FACILITY (RECEPTION) - CHOWCHILLA
 Calendar Year 1992

Movement	Total	Felon	Commitment Type	
			Civil Narc. Addict	County Diagnostic
Population: Jan 1, 1992	514	475	12	27
TOTAL ARRIVALS	5,105	4,469	399	237
Transfers in	115	97	15	3
New Admissions	3,180	2,782	168	230
Parole Returns	1,541	1,348	195	0
PRTC and OPRTFT	352	157	195	0
PWNT and OPRWNT	815	815	0	0
Pending Revocation	374	374	0	0
CYA Parole Returns	2	2	0	0
Other Arrivals	267	242	21	4
Fed/State/CYA	6	6	0	0
Escape	4	3	1	0
Court	184	161	19	4
Jail	25	25	0	0
Hospital/Medical	48	47	1	0
Temp. Community Leave	0	0	0	0
Other	0	0	0	0
TOTAL DEPARTURES	5,063	4,448	397	218
Transfers out	4,236	3,862	370	4
Paroled	389	369	0	0
First Parole	57	57	0	0
Re-Parole	312	312	0	0
Released to CYA Parole	0	0	0	0
Discharged	216	5	2	209
Died	0	0	0	0
Other Departures	242	212	25	5
Fed/State/CYA	1	1	0	0
Escape	0	0	0	0
Court	159	132	23	4
Jail	31	31	0	0
Hospital/Medical	50	47	2	1
Temp. Community Leave	0	0	0	0
Other	1	1	0	0
Net Arrivals-Departures	42	21	2	19
Uncategorized Moves	23	30	0	-7
Population: Dec 31, 1992	579	526	14	39
Departures from Temp. Release	22	6	15	1
Paroled	4	4	0	0
First Parole	1	1	0	0
Re-Parole	3	3	0	0
Discharged	18	2	15	1
Died	0	0	0	0

Report # MOVE - 5

Male Institution Population Movements
 CHUCKAWALLA VALLEY STATE PRISON - BLYTHE
 Calendar Year 1992

Movement	Commitment Type		
	Total	Felon	From Other States
Population: Jan 1, 1992	3,136	3,135	1
TOTAL ARRIVALS	5,228	5,228	0
Transfers in	5,049	5,049	0
New Admissions	0	0	0
Parole Returns	5	5	0
PRTC and OPRTFT	1	1	0
PWNT and OPRWNT	0	0	0
Pending Revocation	4	4	0
CYA Parole Returns	0	0	0
Other Arrivals	174	174	0
Fed/State/CYA	0	0	0
Escape	1	1	0
Court	140	140	0
Jail	2	2	0
Hospital/Medical	31	31	0
Temp. Community Leave	0	0	0
Other	0	0	0
TOTAL DEPARTURES	5,041	5,041	0
Transfers out	1,936	1,936	0
Paroled	2,745	2,745	0
First Parole	1,942	1,942	0
Re-Parole	803	803	0
Released to CYA Parole	0	0	0
Discharged	32	32	0
Died	0	0	0
Other Departures	328	328	0
Fed/State/CYA	0	0	0
Escape	2	2	0
Court	224	224	0
Jail	57	57	0
Hospital/Medical	41	41	0
Temp. Community Leave	0	0	0
Other	4	4	0
Net Arrivals-Departures	187	187	0
Uncategorized Moves	-9	-9	0
Population: Dec 31, 1992	3,314	3,313	1
Departures from Temp. Release	87	87	0
Paroled	84	84	0
First Parole	54	54	0
Re-Parole	30	30	0
Discharged	2	2	0
Died	1	1	0

Report # MOVE - 5

Male Institution Population Movements

CORRECTIONAL TRAINING FACILITY - CENTRAL - SOLEDAD
 Calendar Year 1992

Movement	Total	Felon	Commitment Type		
			Safe-keeper	Civil Narc. Addict	From Other States
Population: Jan 1, 1992	2,892	2,889	0	0	3
TOTAL ARRIVALS	9,526	9,474	1	48	3
Transfers in	9,261	9,211	0	48	2
New Admissions	1	0	1	0	0
Parole Returns	1	1	0	0	0
PRTC and OPRTFT	0	0	0	0	0
PWNT and OPRWNT	0	0	0	0	0
Pending Revocation	1	1	0	0	0
CYA Parole Returns	0	0	0	0	0
Other Arrivals	263	262	0	0	1
Fed/State/CYA	3	3	0	0	0
Escape	0	0	0	0	0
Court	169	168	0	0	1
Jail	1	1	0	0	0
Hospital/Medical	90	90	0	0	0
Temp. Community Leave	0	0	0	0	0
Other	0	0	0	0	0
TOTAL DEPARTURES	9,193	9,142	1	47	3
Transfers out	7,734	7,684	0	47	3
Paroled	1,151	1,151	0	0	0
First Parole	858	858	0	0	0
Re-Parole	293	293	0	0	0
Released to CYA Parole	1	1	0	0	0
Discharged	16	16	0	0	0
Died	2	2	0	0	0
Other Departures	289	288	1	0	0
Fed/State/CYA	0	0	0	0	0
Escape	0	0	0	0	0
Court	137	136	1	0	0
Jail	17	17	0	0	0
Hospital/Medical	97	97	0	0	0
Temp. Community Leave	0	0	0	0	0
Other	38	38	0	0	0
Net Arrivals-Departures	333	332	0	1	0
Uncategorized Moves	-13	-13	0	0	0
Population: Dec 31, 1992	3,012	3,008	0	1	3
Departures from Temp. Release	71	71	0	0	0
Paroled	69	69	0	0	0
First Parole	58	58	0	0	0
Re-Parole	11	11	0	0	0
Discharged	1	1	0	0	0
Died	1	1	0	0	0

Report # MOVE - 5

Male Institution Population Movements

CORRECTIONAL TRAINING FACILITY - NORTH - SOLEDAD
 Calendar Year 1992

Movement	Commitment Type		
	Total	Felon	From Other States
Population: Jan 1, 1992	2,500	2,500	0
TOTAL ARRIVALS	3,869	3,867	2
Transfers in	3,869	3,867	2
New Admissions	0	0	0
Parole Returns	0	0	0
PRTC and OPRTFT	0	0	0
PWNT and OPRWNT	0	0	0
Pending Revocation	0	0	0
CYA Parole Returns	0	0	0
Other Arrivals	0	0	0
Fed/State/CYA	0	0	0
Escape	0	0	0
Court	0	0	0
Jail	0	0	0
Hospital/Medical	0	0	0
Temp. Community Leave	0	0	0
Other	0	0	0
TOTAL DEPARTURES	3,789	3,789	0
Transfers out	2,742	2,742	0
Paroled	871	871	0
First Parole	664	664	0
Re-Parole	207	207	0
Released to CYA Parole	0	0	0
Discharged	6	6	0
Died	0	0	0
Other Departures	170	170	0
Fed/State/CYA	0	0	0
Escape	0	0	0
Court	102	102	0
Jail	19	19	0
Hospital/Medical	0	0	0
Temp. Community Leave	0	0	0
Other	49	49	0
Net Arrivals-Departures	80	78	2
Uncategorized Moves	-27	-27	0
Population: Dec 31, 1992	2,553	2,551	2
Departures from Temp. Release	81	80	1
Paroled	77	77	0
First Parole	61	61	0
Re-Parole	16	16	0
Discharged	4	3	1
Died	0	0	0

Report # MOVE - 5

Male Institution Population Movements
 CORRECTIONAL TRAINING FACILITY - SOUTH - SOLEDAD
 Calendar Year 1992

Movement	Commitment Type	
	Total	Felon
Population: Jan 1, 1992	750	750
TOTAL ARRIVALS	1,498	1,498
Transfers in	1,498	1,498
New Admissions	0	0
Parole Returns	0	0
PRTC and OPRTFT	0	0
PWNT and OPRWNT	0	0
Pending Revocation	0	0
CYA Parole Returns	0	0
Other Arrivals	2	2
Fed/State/CYA	0	0
Escape	0	0
Court	1	1
Jail	0	0
Hospital/Medical	1	1
Temp. Community Leave	0	0
Other	0	0
TOTAL DEPARTURES	1,437	1,437
Transfers out	426	426
Paroled	906	906
First Parole	722	722
Re-Parole	184	184
Released to CYA Parole	0	0
Discharged	16	16
Died	0	0
Other Departures	89	89
Fed/State/CYA	0	0
Escape	0	0
Court	33	33
Jail	3	3
Hospital/Medical	1	1
Temp. Community Leave	0	0
Other	52	52
Net Arrivals-Departures	61	61
Uncategorized Moves	-19	-19
Population: Dec 31, 1992	792	792
Departures from Temp. Release	60	60
Paroled	59	59
First Parole	51	51
Re-Parole	8	8
Discharged	1	1
Died	0	0

Report # MOVE - 5

Male Institution Population Movements

DEUEL VOCATIONAL INSTITUTION (I AND III) - TRACY
 Calendar Year 1992

Movement	Total	Felon	Commitment Type				County Diag- nostic
			Safe- keeper	Civil Narc. Addict	From Other States	Youth Author.	
Population: Jan 1, 1992	2,201	2,195	3	0	2	1	0
TOTAL ARRIVALS	3,017	2,999	2	7	5	1	3
Transfers in	2,854	2,838	0	7	5	1	3
New Admissions	2	0	2	0	0	0	0
Parole Returns	1	1	0	0	0	0	0
PRTC and OPRTFT	1	1	0	0	0	0	0
PWNT and OPRWNT	0	0	0	0	0	0	0
Pending Revocation	0	0	0	0	0	0	0
CYA Parole Returns	0	0	0	0	0	0	0
Other Arrivals	160	160	0	0	0	0	0
Fed/State/CYA	0	0	0	0	0	0	0
Escape	1	1	0	0	0	0	0
Court	96	96	0	0	0	0	0
Jail	1	1	0	0	0	0	0
Hospital/Medical	61	61	0	0	0	0	0
Temp. Community Leave	1	1	0	0	0	0	0
Other	0	0	0	0	0	0	0
TOTAL DEPARTURES	2,792	2,774	4	6	4	2	2
Transfers out	1,413	1,399	0	6	4	2	2
Paroled	1,121	1,121	0	0	0	0	0
First Parole	855	855	0	0	0	0	0
Re-Parole	266	266	0	0	0	0	0
Released to CYA Parole	6	6	0	0	0	0	0
Discharged	19	15	4	0	0	0	0
Died	0	0	0	0	0	0	0
Other Departures	233	233	0	0	0	0	0
Fed/State/CYA	3	3	0	0	0	0	0
Escape	1	1	0	0	0	0	0
Court	111	111	0	0	0	0	0
Jail	23	23	0	0	0	0	0
Hospital/Medical	60	60	0	0	0	0	0
Temp. Community Leave	1	1	0	0	0	0	0
Other	34	34	0	0	0	0	0
Net Arrivals-Departures	225	225	-2	1	1	-1	1
Uncategorized Moves	-23	-23	0	0	0	0	0
Population: Dec 31, 1992	2,403	2,397	1	1	3	0	1
Departures from Temp. Release	66	66	0	0	0	0	0
Paroled	62	62	0	0	0	0	0
First Parole	50	50	0	0	0	0	0
Re-Parole	12	12	0	0	0	0	0
Discharged	4	4	0	0	0	0	0
Died	0	0	0	0	0	0	0

Report # MOVE - 5

Male Institution Population Movements

DEUEL VOCATIONAL INSTITUTION (RECEPTION) - TRACY
 Calendar Year 1992

Movement	Total	Felon	Safe-keeper	Commitment Type			County Diagnostic
				Civil Narc. Addict	From Other States	Youth Author.	
Population: Jan 1, 1992	828	807	2	17	2	0	0
TOTAL ARRIVALS	9,318	8,647	0	570	15	2	84
Transfers in	1,789	1,729	0	51	4	2	3
New Admissions	2,480	2,217	0	153	11	0	79
Parole Returns	4,099	3,754	0	345	0	0	0
PRTC and OPRTFT	403	64	0	339	0	0	0
PWNT and OPRWNT	1,250	1,244	0	8	0	0	0
Pending Revocation	2,446	2,448	0	0	0	0	0
CYA Parole Returns	57	57	0	0	0	0	0
Other Arrivals	913	890	0	21	0	0	2
Fed/State/CYA	190	190	0	0	0	0	0
Escape	3	3	0	0	0	0	0
Court	335	314	0	19	0	0	2
Jail	366	366	0	0	0	0	0
Hospital/Medical	18	14	0	2	0	0	0
Temp. Community Leave	0	0	0	0	0	0	0
Other	3	3	0	0	0	0	0
TOTAL DEPARTURES	9,188	8,571	0	550	13	1	53
Transfers out	7,519	6,992	0	509	13	1	4
Paroled	976	975	0	1	0	0	0
First Parole	44	43	0	1	0	0	0
Re-Parole	932	932	0	0	0	0	0
Released to CYA Parole	6	6	0	0	0	0	0
Discharged	102	34	0	22	0	0	46
Died	0	0	0	0	0	0	0
Other Departures	585	564	0	18	0	0	3
Fed/State/CYA	7	7	0	0	0	0	0
Escape	0	0	0	0	0	0	0
Court	162	143	0	18	0	0	3
Jail	398	398	0	0	0	0	0
Hospital/Medical	18	16	0	2	0	0	0
Temp. Community Leave	0	0	0	0	0	0	0
Other	0	0	0	0	0	0	0
Net Arrivals-Departures	130	76	0	20	2	1	31
Uncategorized Moves	101	104	0	0	0	0	-3
Population: Dec 31, 1992	1,059	987	2	37	4	1	28
Departures from Temp. Release	57	49	0	8	0	0	2
Paroled	44	44	0	0	0	0	0
First Parole	0	0	0	0	0	0	0
Re-Parole	44	44	0	0	0	0	0
Discharged	13	5	0	8	0	0	2
Died	0	0	0	0	0	0	0

Report # MOVE - 5

Male Institution Population Movements

FOLSOM STATE PRISON - REPRESA
 Calendar Year 1992

Movement	Commitment Type			
	Total	Felon	Federal Cases	From Other States
Population: Jan 1, 1992	3,485	3,458	1	8
TOTAL ARRIVALS	5,209	5,209	0	0
Transfers in	5,157	5,157	0	0
New Admissions	0	0	0	0
Parole Returns	1	1	0	0
PRTC and OPRTFT	1	1	0	0
PWNT and OPRWNT	0	0	0	0
Pending Revocation	0	0	0	0
CYA Parole Returns	0	0	0	0
Other Arrivals	51	51	0	0
Fed/State/CYA	0	0	0	0
Escape	0	0	0	0
Court	0	0	0	0
Jail	0	0	0	0
Hospital/Medical	51	51	0	0
Temp. Community Leave	0	0	0	0
Other	0	0	0	0
TOTAL DEPARTURES	4,807	4,803	1	3
Transfers out	3,538	3,536	0	2
Paroled	853	853	0	0
First Parole	564	564	0	0
Re-Parole	289	289	0	0
Released to CYA Parole	1	1	0	0
Discharged	11	9	1	1
Died	0	0	0	0
Other Departures	404	404	0	0
Fed/State/CYA	1	1	0	0
Escape	0	0	0	0
Court	224	224	0	0
Jail	13	13	0	0
Hospital/Medical	149	149	0	0
Temp. Community Leave	0	0	0	0
Other	17	17	0	0
Net Arrivals-Departures	402	406	-1	-3
Uncategorized Moves	-23	-23	0	0
Population: Dec 31, 1992	3,844	3,841	0	3
Departures from Temp. Release	47	47	0	0
Paroled	42	42	0	0
First Parole	28	28	0	0
Re-Parole	14	14	0	0
Discharged	5	5	0	0
Died	0	0	0	0

Report # MOVE - 5

Male Institution Population Movements

MULE CREEK STATE PRISON - IONE
 Calendar Year 1992

Movement	Total	Felon	Commitment Type		
			Safe-keeper	Civil Narc. Addict	From Other States
Population: Jan 1, 1992	3,897	3,894	0	2	1
TOTAL ARRIVALS	3,844	3,842	1	0	1
Transfers in	3,438	3,437	0	0	1
New Admissions	2	1	1	0	0
Parole Returns	0	0	0	0	0
PRTC and OPRTFT	0	0	0	0	0
PWNT and DPRWNT	0	0	0	0	0
Pending Revocation	0	0	0	0	0
CYA Parole Returns	0	0	0	0	0
Other Arrivals	204	204	0	0	0
Fed/State/CYA	1	1	0	0	0
Escape	3	3	0	0	0
Court	160	160	0	0	0
Jail	7	7	0	0	0
Hospital/Medical	33	33	0	0	0
Temp. Community Leave	0	0	0	0	0
Other	0	0	0	0	0
TOTAL DEPARTURES	3,633	3,632	0	0	1
Transfers out	1,360	1,360	0	0	0
Paroled	1,858	1,857	0	0	1
First Parole	1,128	1,127	0	0	1
Re-Parole	730	730	0	0	0
Released to CYA Parole	1	1	0	0	0
Discharged	24	24	0	0	0
Died	1	1	0	0	0
Other Departures	389	389	0	0	0
Fed/State/CYA	1	1	0	0	0
Escape	1	1	0	0	0
Court	229	229	0	0	0
Jail	45	45	0	0	0
Hospital/Medical	35	35	0	0	0
Temp. Community Leave	0	0	0	0	0
Other	78	78	0	0	0
Net Arrivals-Departures	11	10	1	0	0
Uncategorized Moves	-8	-6	0	-2	0
Population: Dec 31, 1992	3,700	3,698	1	0	1
Departures from Temp. Release	145	145	0	0	0
Paroled	142	142	0	0	0
First Parole	87	87	0	0	0
Re-Parole	55	55	0	0	0
Discharged	2	2	0	0	0
Died	1	1	0	0	0

Report # MOVE - 5

Female Institution Population Movements

NORTHERN CALIFORNIA WOMEN'S FACILITY - STOCKTON
 Calendar Year 1992

Movement	Total	Felon	Commitment Type			
			Safe-keeper	Civil Narc. Addict	Federal Cases	County Diagnostic
Population: Jan 1, 1992	838	838	0	2	0	0
TOTAL ARRIVALS	1,294	1,192	3	94	1	4
Transfers in	1,055	1,046	0	4	1	4
New Admissions	4	0	3	1	0	0
Parole Returns	89	0	0	89	0	0
PRTC and OPRTFT	89	0	0	89	0	0
PWNT and OPRWNT	0	0	0	0	0	0
Pending Revocation	0	0	0	0	0	0
CYA Parole Returns	0	0	0	0	0	0
Other Arrivals	146	146	0	0	0	0
Fed/State/CYA	2	2	0	0	0	0
Escape	1	1	0	0	0	0
Court	107	107	0	0	0	0
Jail	9	9	0	0	0	0
Hospital/Medical	22	22	0	0	0	0
Temp. Community Leave	5	5	0	0	0	0
Other	0	0	0	0	0	0
TOTAL DEPARTURES	1,269	1,172	3	92	0	2
Transfers out	340	248	0	91	0	1
Paroled	730	730	0	0	0	0
First Parole	559	559	0	0	0	0
Re-Parole	171	171	0	0	0	0
Released to CYA Parole	0	0	0	0	0	0
Discharged	11	7	2	1	0	1
Died	0	0	0	0	0	0
Other Departures	188	187	1	0	0	0
Fed/State/CYA	0	0	0	0	0	0
Escape	0	0	0	0	0	0
Court	124	123	1	0	0	0
Jail	20	20	0	0	0	0
Hospital/Medical	24	24	0	0	0	0
Temp. Community Leave	5	5	0	0	0	0
Other	15	15	0	0	0	0
Net Arrivals-Departures	25	20	0	2	1	2
Uncategorized Moves	-7	-7	0	2	0	-2
Population: Dec 31, 1992	656	649	0	6	1	0
Departures from Temp. Release	42	39	1	0	0	2
Paroled	37	37	0	0	0	0
First Parole	27	27	0	0	0	0
Re-Parole	10	10	0	0	0	0
Discharged	5	2	1	0	0	2
Died	0	0	0	0	0	0

Report # MOVE - 5

Female Institution Population Movements

NORTHERN CALIFORNIA WOMEN'S FACILITY (RECEPTION) - STOCKTON
 Calendar Year 1992

Movement	Total	Felon	Commitment Type
			Civil Narc. Addict
Population: Jan 1, 1992	88	88	0
TOTAL ARRIVALS	806	805	1
Transfers in	5	5	0
New Admissions	1	0	1
Parole Returns	784	784	0
PRTC and OPRTFT	163	163	0
PWNT and OPRWNT	1	1	0
Pending Revocation	600	600	0
CYA Parole Returns	2	2	0
Other Arrivals	34	34	0
Fed/State/CYA	0	0	0
Escape	0	0	0
Court	5	5	0
Jail	28	28	0
Hospital/Medical	1	1	0
Temp. Community Leave	0	0	0
Other	0	0	0
TOTAL DEPARTURES	830	829	1
Transfers out	462	461	1
Paroled	326	326	0
First Parole	0	0	0
Re-Parole	326	326	0
Released to CYA Parole	0	0	0
Discharged	2	2	0
Died	0	0	0
Other Departures	40	40	0
Fed/State/CYA	0	0	0
Escape	0	0	0
Court	10	10	0
Jail	28	28	0
Hospital/Medical	2	2	0
Temp. Community Leave	0	0	0
Other	0	0	0
Net Arrivals-Departures	-24	-24	0
Uncategorized Moves	6	6	0
Population: Dec 31, 1992	70	70	0
Departures from Temp. Release	5	5	0
Paroled	5	5	0
First Parole	0	0	0
Re-Parole	5	5	0
Discharged	0	0	0
Died	0	0	0

Report # MOVE - 5

Male Institution Population Movements

PELICAN BAY STATE PRISON - CRESCENT CITY
 Calendar Year 1992

Movement	Commitment Type			
	Total	Felon	Safe-keeper	From Other States
Population: Jan 1, 1992	3,473	3,469	1	3
TOTAL ARRIVALS	3,095	3,083	8	4
Transfers in	3,012	3,008	0	4
New Admissions	7	1	6	0
Parole Returns	6	6	0	0
PRTC and OPRTFT	0	0	0	0
PWNT and OPRWNT	4	4	0	0
Pending Revocation	2	2	0	0
CYA Parole Returns	0	0	0	0
Other Arrivals	70	68	2	0
Fed/State/CYA	0	0	0	0
Escape	3	3	0	0
Court	45	44	1	0
Jail	1	0	1	0
Hospital/Medical	20	20	0	0
Temp. Community Leave	1	1	0	0
Other	0	0	0	0
TOTAL DEPARTURES	2,695	2,686	9	0
Transfers out	1,469	1,469	0	0
Paroled	1,033	1,033	0	0
First Parole	813	813	0	0
Re-Parole	220	220	0	0
Released to CYA Parole	1	1	0	0
Discharged	25	18	7	0
Died	2	2	0	0
Other Departures	165	163	2	0
Fed/State/CYA	1	1	0	0
Escape	4	4	0	0
Court	132	131	1	0
Jail	5	4	1	0
Hospital/Medical	21	21	0	0
Temp. Community Leave	1	1	0	0
Other	1	1	0	0
Net Arrivals-Departures	400	397	-1	4
Uncategorized Moves	-36	-36	0	0
Population: Dec 31, 1992	3,837	3,830	0	7
Departures from Temp. Release	24	24	0	0
Paroled	21	21	0	0
First Parole	11	11	0	0
Re-Parole	10	10	0	0
Discharged	1	1	0	0
Died	2	2	0	0

Report # MOVE - 5

Male Institution Population Movements

RICHARD J. DONOVAN CORRECTIONAL FACILITY (I AND III) - SAN DIEGO
 Calendar Year 1992

Movement	Total	Felon	Commitment Type	
			Civil Narc. Addict	From Other States
Population: Jan 1, 1992	3,428	3,425	0	3
TOTAL ARRIVALS	9,483	9,459	4	0
Transfers in	9,208	9,202	4	0
New Admissions	0	0	0	0
Parole Returns	4	4	0	0
PRTC and OPRTFT	0	0	0	0
PWNT and OPRWNT	0	0	0	0
Pending Revocation	4	4	0	0
CYA Parole Returns	0	0	0	0
Other Arrivals	253	253	0	0
Fed/State/CYA	0	0	0	0
Escape	0	0	0	0
Court	171	171	0	0
Jail	0	0	0	0
Hospital/Medical	82	82	0	0
Temp. Community Leave	0	0	0	0
Other	0	0	0	0
TOTAL DEPARTURES	9,642	9,636	4	2
Transfers out	5,917	5,912	4	1
Paroled	3,325	3,324	0	1
First Parole	2,574	2,573	0	1
Re-Parole	751	751	0	0
Released to CYA Parole	1	1	0	0
Discharged	34	34	0	0
Died	0	0	0	0
Other Departures	365	365	0	0
Fed/State/CYA	0	0	0	0
Escape	0	0	0	0
Court	260	260	0	0
Jail	11	11	0	0
Hospital/Medical	85	85	0	0
Temp. Community Leave	0	0	0	0
Other	9	9	0	0
Net Arrivals-Departures	-179	-177	0	-2
Uncategorized Moves	-26	-26	0	0
Population: Dec 31, 1992	3,223	3,222	0	1
Departures from Temp. Release	48	48	0	0
Paroled	43	43	0	0
First Parole	25	25	0	0
Re-Parole	18	18	0	0
Discharged	3	3	0	0
Died	2	2	0	0

Report # MOVE - 5

Male Institution Population Movements

RICHARD J. DONOVAN CORRECTIONAL FACILITY (RECEPTION) - SAN DIEGO
 Calendar Year 1992

Movement	Commitment Type			
	Total	Felon	Safe-keeper	Civil Narc. Addict
Population: Jan 1, 1992	1,100	1,095	3	2
TOTAL ARRIVALS	10,424	10,399	13	12
Transfers in	619	608	1	10
New Admissions	5,193	5,180	12	1
Parole Returns	4,168	4,168	0	0
PRTC and OPRTFT	10	10	0	0
PWNT and OPRWNT	2,414	2,414	0	0
Pending Revocation	1,744	1,744	0	0
CYA Parole Returns	22	22	0	0
Other Arrivals	422	421	0	1
Fed/State/CYA	14	14	0	0
Escape	25	25	0	0
Court	328	327	0	1
Jail	7	7	0	0
Hospital/Medical	45	45	0	0
Temp. Community Leave	0	0	0	0
Other	3	3	0	0
TOTAL DEPARTURES	10,423	10,402	13	8
Transfers out	9,504	9,501	1	2
Paroled	656	656	0	0
First Parole	49	49	0	0
Re-Parole	607	607	0	0
Released to CYA Parole	0	0	0	0
Discharged	29	12	12	5
Died	0	0	0	0
Other Departures	234	233	0	1
Fed/State/CYA	0	0	0	0
Escape	0	0	0	0
Court	165	164	0	1
Jail	7	7	0	0
Hospital/Medical	46	46	0	0
Temp. Community Leave	0	0	0	0
Other	16	16	0	0
Net Arrivals-Departures	1	-3	0	4
Uncategorized Moves	47	50	0	-3
Population: Dec 31, 1992	1,148	1,142	3	3
Departures from Temp. Release	11	9	0	2
Paroled	5	5	0	0
First Parole	0	0	0	0
Re-Parole	5	5	0	0
Discharged	6	4	0	2
Died	0	0	0	0

Report # MOVE - 5

Male Institution Population Movements

SAN QUENTIN STATE PRISON (I, II AND CONDEMNED) - SAN QUENTIN
 Calendar Year 1992

Movement	Total	Felon	Commitment Type			
			Safe-keeper	Civil Narc. Addict	From Other States	County Diagnostic
Population: Jan 1, 1992	3,153	3,150	3	0	0	0
TOTAL ARRIVALS	8,724	8,500	10	26	1	187
Transfers in	8,210	7,998	0	26	1	187
New Admissions	39	34	5	0	0	0
Parole Returns	6	6	0	0	0	0
PRTC and OPRTFT	1	1	0	0	0	0
PWNT and OPRWNT	5	5	0	0	0	0
Pending Revocation	0	0	0	0	0	0
CYA Parole Returns	0	0	0	0	0	0
Other Arrivals	469	464	5	0	0	0
Fed/State/CYA	0	0	0	0	0	0
Escape	7	7	0	0	0	0
Court	349	344	5	0	0	0
Jail	6	6	0	0	0	0
Hospital/Medical	107	107	0	0	0	0
Temp. Community Leave	0	0	0	0	0	0
Other	0	0	0	0	0	0
TOTAL DEPARTURES	9,228	9,004	12	25	1	186
Transfers out	4,686	4,474	0	25	1	186
Paroled	3,785	3,785	0	0	0	0
First Parole	1,691	1,691	0	0	0	0
Re-Parole	2,094	2,094	0	0	0	0
Released to CYA Parole	11	11	0	0	0	0
Discharged	82	78	4	0	0	0
Died	2	2	0	0	0	0
Other Departures	662	654	8	0	0	0
Fed/State/CYA	0	0	0	0	0	0
Escape	3	3	0	0	0	0
Court	403	395	8	0	0	0
Jail	59	59	0	0	0	0
Hospital/Medical	111	111	0	0	0	0
Temp. Community Leave	0	0	0	0	0	0
Other	86	86	0	0	0	0
Net Arrivals-Departures	-504	-504	-2	1	0	1
Uncategorized Moves	-34	-34	0	0	0	0
Population: Dec 31, 1992	2,615	2,612	1	1	0	1
Departures from Temp. Release	198	194	4	0	0	0
Paroled	181	181	0	0	0	0
First Parole	112	112	0	0	0	0
Re-Parole	69	69	0	0	0	0
Discharged	17	13	4	0	0	0
Died	0	0	0	0	0	0

Report # MOVE - 5

Male Institution Population Movements

SAN QUENTIN STATE PRISON (RECEPTION) - SAN QUENTIN
 Calendar Year 1992

Movement	Total	Felon	Commitment Type		
			Safe-keeper	Civil Narc. Addict	County Diag-nostic
Population: Jan 1, 1992	2,253	2,227	1	25	0
TOTAL ARRIVALS	27,237	25,703	0	898	836
Transfers in	4,865	4,419	0	52	194
New Admissions	8,291	7,454	0	398	439
Parole Returns	12,579	12,183	0	398	0
PRTC and OPRTFT	2,758	2,362	0	398	0
PWNT and OPRWNT	3,102	3,102	0	0	0
Pending Revocation	6,719	6,719	0	0	0
CYA Parole Returns	111	111	0	0	0
Other Arrivals	1,591	1,536	0	52	3
Fed/State/CYA	3	3	0	0	0
Escape	21	21	0	0	0
Court	1,152	1,101	0	49	2
Jail	288	287	0	1	0
Hospital/Medical	122	119	0	2	1
Temp. Community Leave	0	0	0	0	0
Other	5	5	0	0	0
TOTAL DEPARTURES	26,723	25,297	0	865	561
Transfers out	20,755	19,714	0	820	221
Paroled	4,392	4,389	0	3	0
First Parole	187	184	0	3	0
Re-Parole	4,205	4,205	0	0	0
Released to CYA Parole	9	9	0	0	0
Discharged	444	80	0	29	335
Died	2	2	0	0	0
Other Departures	1,121	1,103	0	13	5
Fed/State/CYA	0	0	0	0	0
Escape	0	0	0	0	0
Court	662	648	0	11	3
Jail	321	321	0	0	0
Hospital/Medical	130	126	0	2	2
Temp. Community Leave	0	0	0	0	0
Other	8	8	0	0	0
Net Arrivals-Departures	514	406	0	33	75
Uncategorized Moves	90	86	0	3	1
Population: Dec 31, 1992	2,857	2,719	1	61	76
Departures from Temp. Release	96	90	0	3	3
Paroled	77	77	0	0	0
First Parole	7	7	0	0	0
Re-Parole	70	70	0	0	0
Discharged	17	11	0	3	3
Died	2	2	0	0	0

Report # MOVE - 5

Male Institution Population Movements
 SIERRA CONSERVATION CENTER - JAMESTOWN
 Calendar Year 1992

Movement	Commitment Type			
	Total	Felon	Safe-keeper	Civil Narc. Addict
Population: Jan 1, 1992	5,425	5,424	1	0
TOTAL ARRIVALS	8,512	8,507	4	1
Transfers in	8,240	8,239	0	1
New Admissions	3	0	3	0
Parole Returns	2	2	0	0
PRTC and OPRTFT	2	2	0	0
PWNT and OPRWNT	0	0	0	0
Pending Revocation	0	0	0	0
CYA Parole Returns	0	0	0	0
Other Arrivals	267	266	1	0
Fed/State/CYA	0	0	0	0
Escape	2	2	0	0
Court	189	188	1	0
Jail	39	39	0	0
Hospital/Medical	36	36	0	0
Temp. Community Leave	1	1	0	0
Other	0	0	0	0
TOTAL DEPARTURES	8,038	8,033	5	0
Transfers out	3,990	3,990	0	0
Paroled	3,438	3,438	0	0
First Parole	3,060	3,060	0	0
Re-Parole	378	378	0	0
Released to CYA Parole	1	1	0	0
Discharged	15	12	3	0
Died	1	1	0	0
Other Departures	593	591	2	0
Fed/State/CYA	0	0	0	0
Escape	23	23	0	0
Court	292	290	2	0
Jail	95	95	0	0
Hospital/Medical	38	38	0	0
Temp. Community Leave	1	1	0	0
Other	144	144	0	0
Net Arrivals-Departures	474	474	-1	1
Uncategorized Moves	-12	-12	0	0
Population: Dec 31, 1992	5,887	5,886	0	1
Departures from Temp. Release	221	221	0	0
Paroled	215	215	0	0
First Parole	191	191	0	0
Re-Parole	24	24	0	0
Discharged	4	4	0	0
Died	2	2	0	0

Report # MOVE - 5

Female Institution Population Movements

SIERRA CONSERVATION CENTER (CAMPS) - JAMESTOWN
 Calendar Year 1992

Movement	Total	Commitment Type	
		Felon	Civil Narc. Addict
Population: Jan 1, 1992	301	301	0
TOTAL ARRIVALS	731	730	1
Transfers in	730	729	1
New Admissions	0	0	0
Parole Returns	0	0	0
PRTC and OPRTFT	0	0	0
PWNT and OPRWNT	0	0	0
Pending Revocation	0	0	0
CYA Parole Returns	0	0	0
Other Arrivals	1	1	0
Fed/State/CYA	0	0	0
Escape	0	0	0
Court	1	1	0
Jail	0	0	0
Hospital/Medical	0	0	0
Temp. Community Leave	0	0	0
Other	0	0	0
TOTAL DEPARTURES	714	713	1
Transfers out	344	343	1
Paroled	330	330	0
First Parole	327	327	0
Re-Parole	3	3	0
Released to CYA Parole	0	0	0
Discharged	0	0	0
Died	0	0	0
Other Departures	40	40	0
Fed/State/CYA	0	0	0
Escape	1	1	0
Court	27	27	0
Jail	8	8	0
Hospital/Medical	0	0	0
Temp. Community Leave	0	0	0
Other	4	4	0
Net Arrivals-Departures	17	17	0
Uncategorized Moves	-4	-4	0
Population: Dec 31, 1992	314	314	0
Departures from Temp. Release	11	11	0
Paroled	11	11	0
First Parole	11	11	0
Re-Parole	0	0	0
Discharged	0	0	0
Died	0	0	0

Report # MOVE - 5

Male Institution Population Movements

WASCO STATE PRISON (I AND III) - WASCO
 Calendar Year 1992

Movement	Commitment Type		
	Total	Felon	Civil Narc. Addict
Population: Jan 1, 1992	1,172	1,172	0
TOTAL ARRIVALS	2,171	2,169	2
Transfers in	2,104	2,102	2
New Admissions	0	0	0
Parole Returns	0	0	0
PRTC and OPRTFT	0	0	0
PWNT and OPRWNT	0	0	0
Pending Revocation	0	0	0
CYA Parole Returns	0	0	0
Other Arrivals	67	67	0
Fed/State/CYA	0	0	0
Escape	2	2	0
Court	51	51	0
Jail	2	2	0
Hospital/Medical	12	12	0
Temp. Community Leave	0	0	0
Other	0	0	0
TOTAL DEPARTURES	2,026	2,025	1
Transfers out	1,097	1,097	0
Paroled	823	823	0
First Parole	636	636	0
Re-Parole	187	187	0
Released to CYA Parole	1	1	0
Discharged	1	1	0
Died	0	0	0
Other Departures	104	103	1
Fed/State/CYA	0	0	0
Escape	1	1	0
Court	76	75	1
Jail	11	11	0
Hospital/Medical	11	11	0
Temp. Community Leave	0	0	0
Other	5	5	0
Net Arrivals-Departures	145	144	1
Uncategorized Moves	3	3	0
Population: Dec 31, 1992	1,320	1,319	1
Departures from Temp. Release	22	22	0
Paroled	21	21	0
First Parole	13	13	0
Re-Parole	8	8	0
Discharged	1	1	0
Died	0	0	0

Report # MOVE - 5

Male Institution Population Movements
 WASCO STATE PRISON (RECEPTION) - WASCO
 Calendar Year 1992

Movement	Total	Felon	Commitment Type		
			Safe-keeper	Civil Narc. Addict	County Diagnostic
Population: Jan 1, 1992	2,990	2,828	0	18	144
TOTAL ARRIVALS	22,001	20,477	141	686	697
Transfers in	1,168	1,003	141	24	0
New Admissions	11,572	10,612	0	271	689
Parole Returns	8,403	8,018	0	385	0
PRTC and OPRTFT	1,159	774	0	385	0
PWNT and OPRWNT	4,803	4,803	0	0	0
Pending Revocation	2,441	2,441	0	0	0
CYA Parole Returns	67	67	0	0	0
Other Arrivals	791	777	0	6	8
Fed/State/CYA	1	1	0	0	0
Escape	12	12	0	0	0
Court	344	334	0	6	4
Jail	380	380	0	0	0
Hospital/Medical	49	45	0	0	4
Temp. Community Leave	0	0	0	0	0
Other	5	5	0	0	0
TOTAL DEPARTURES	22,221	20,659	141	649	772
Transfers out	18,700	18,046	0	640	14
Paroled	1,855	1,853	0	2	0
First Parole	237	235	0	2	0
Re-Parole	1,618	1,618	0	0	0
Released to CYA Parole	8	8	0	0	0
Discharged	920	29	141	1	749
Died	2	2	0	0	0
Other Departures	736	721	0	6	9
Fed/State/CYA	1	1	0	0	0
Escape	0	0	0	0	0
Court	257	247	0	6	4
Jail	415	415	0	0	0
Hospital/Medical	61	56	0	0	5
Temp. Community Leave	0	0	0	0	0
Other	2	2	0	0	0
Net Arrivals-Departures	-220	-182	0	37	-75
Uncategorized Moves	55	69	0	-1	-13
Population: Dec 31, 1992	2,825	2,715	0	54	58
Departures from Temp. Release	69	65	0	2	2
Paroled	55	55	0	0	0
First Parole	8	8	0	0	0
Re-Parole	47	47	0	0	0
Discharged	12	8	0	2	2
Died	2	2	0	0	0

Report # MOVE - 5

Male Institution Population Movements

COMMUNITY CORRECTIONAL CENTERS - REGION I
 Calendar Year 1992

Commitment Type		
Movement	Total	Felon
Population: Jan 1, 1992	2,854	2,854
TOTAL ARRIVALS	7,338	7,338
Transfers in	7,192	7,192
New Admissions	0	0
Parole Returns	7	7
PRTC and OPRTFT	5	5
PWNT and OPRWNT	1	1
Pending Revocation	1	1
CYA Parole Returns	0	0
Other Arrivals	139	139
Fed/State/CYA	9	9
Escape	8	8
Court	55	55
Jail	2	2
Hospital/Medical	16	16
Temp. Community Leave	0	0
Other	49	49
TOTAL DEPARTURES	7,160	7,160
Transfers out	1,453	1,453
Paroled	5,425	5,425
First Parole	3,963	3,963
Re-Parole	1,462	1,462
Released to CYA Parole	17	17
Discharged	35	35
Died	0	0
Other Departures	230	230
Fed/State/CYA	2	2
Escape	85	85
Court	101	101
Jail	5	5
Hospital/Medical	23	23
Temp. Community Leave	0	0
Other	14	14
Net Arrivals-Departures	178	178
Uncategorized Moves	-143	-143
Population: Dec 31, 1992	2,889	2,889
Departures from Temp. Release	58	58
Paroled	57	57
First Parole	47	47
Re-Parole	10	10
Discharged	1	1
Died	0	0

Report # MOVE - 5

Female Institution Population Movements

COMMUNITY CORRECTIONAL CENTERS - REGION I
 Calendar Year 1992

Commitment Type		
Movement	Total	Felon
Population: Jan 1, 1992	552	552
TOTAL ARRIVALS	886	886
Transfers in	844	844
New Admissions	0	0
Parole Returns	1	1
PRTC and DPRTFT	1	1
PWNT and OPRWNT	0	0
Pending Revocation	0	0
CYA Parole Returns	0	0
Other Arrivals	41	41
Fed/State/CYA	0	0
Escape	1	1
Court	21	21
Jail	0	0
Hospital/Medical	8	8
Temp. Community Leave	0	0
Other	11	11
TOTAL DEPARTURES	1,205	1,205
Transfers out	406	406
Paroled	737	737
First Parole	460	460
Re-Parole	277	277
Released to CYA Parole	4	4
Discharged	6	6
Died	0	0
Other Departures	52	52
Fed/State/CYA	0	0
Escape	16	16
Court	27	27
Jail	1	1
Hospital/Medical	8	8
Temp. Community Leave	0	0
Other	0	0
Net Arrivals-Departures	-319	-319
Uncategorized Moves	-27	-27
Population: Dec 31, 1992	206	206
Departures from Temp. Release	9	9
Paroled	9	9
First Parole	6	6
Re-Parole	3	3
Discharged	0	0
Died	0	0

Report # MOVE - 5

Male Institution Population Movements
 COMMUNITY CORRECTIONAL CENTERS - REGION II
 Calendar Year 1992

Movement	Commitment Type	
	Total	Felon
Population: Jan 1, 1992	437	437
TOTAL ARRIVALS	1,498	1,498
Transfers in	1,267	1,267
New Admissions	0	0
Parole Returns	2	2
PRTC and OPRTFT	2	2
PWNT and OPRWNT	0	0
Pending Revocation	0	0
CYA Parole Returns	0	0
Other Arrivals	229	229
Fed/State/CYA	8	8
Escape	91	91
Court	4	4
Jail	0	0
Hospital/Medical	3	3
Temp. Community Leave	0	0
Other	123	123
TOTAL DEPARTURES	1,602	1,602
Transfers out	596	596
Paroled	747	747
First Parole	730	730
Re-Parole	17	17
Released to CYA Parole	5	5
Discharged	1	1
Died	1	1
Other Departures	252	252
Fed/State/CYA	0	0
Escape	243	243
Court	4	4
Jail	0	0
Hospital/Medical	4	4
Temp. Community Leave	0	0
Other	1	1
Net Arrivals-Departures	-104	-104
Uncategorized Moves	-37	-37
Population: Dec 31, 1992	296	296
Departures from Temp. Release	3	3
Paroled	3	3
First Parole	2	2
Re-Parole	1	1
Discharged	0	0
Died	0	0

Report # MOVE - 5

Female Institution Population Movements

COMMUNITY CORRECTIONAL CENTERS - REGION II
 Calendar Year 1992

Commitment Type		
Movement	Total	Felon
Population: Jan 1, 1992	84	84
TOTAL ARRIVALS	244	244
Transfers in	216	216
New Admissions	0	0
Parole Returns	0	0
PRTC and OPRFTT	0	0
PWNT and OPRWNT	0	0
Pending Revocation	0	0
CYA Parole Returns	0	0
Other Arrivals	28	28
Fed/State/CYA	0	0
Escape	2	2
Court	0	0
Jail	0	0
Hospital/Medical	8	8
Temp. Community Leave	0	0
Other	18	18
TOTAL DEPARTURES	249	249
Transfers out	55	55
Paroled	152	152
First Parole	152	152
Re-Parole	0	0
Released to CYA Parole	1	1
Discharged	0	0
Died	0	0
Other Departures	41	41
Fed/State/CYA	0	0
Escape	33	33
Court	0	0
Jail	0	0
Hospital/Medical	8	8
Temp. Community Leave	0	0
Other	0	0
Net Arrivals-Departures	-5	-5
Uncategorized Moves	-5	-5
Population: Dec 31, 1992	74	74
Departures from Temp. Release	1	1
Paroled	1	1
First Parole	1	1
Re-Parole	0	0
Discharged	0	0
Died	0	0

Report # MOVE - 5

Male Institution Population Movements

COMMUNITY CORRECTIONAL CENTERS - REGION III
 Calendar Year 1992

Movement	Commitment Type	
	Total	Felon
Population: Jan 1, 1992	567	587
TOTAL ARRIVALS	2,897	2,897
Transfers in	2,423	2,423
New Admissions	0	0
Parole Returns	1	1
PRTC and OPRTFT	1	1
PWNT and OPRWNT	0	0
Pending Revocation	0	0
CYA Parole Returns	0	0
Other Arrivals	273	273
Fed/State/CYA	7	7
Escape	254	254
Court	1	1
Jail	1	1
Hospital/Medical	6	6
Temp. Community Leave	0	0
Other	4	4
TOTAL DEPARTURES	2,664	2,664
Transfers out	758	758
Paroled	1,295	1,295
First Parole	1,292	1,292
Re-Parole	3	3
Released to CYA Parole	6	6
Discharged	2	2
Died	2	2
Other Departures	601	601
Fed/State/CYA	0	0
Escape	589	589
Court	1	1
Jail	1	1
Hospital/Medical	10	10
Temp. Community Leave	0	0
Other	0	0
Net Arrivals-Departures	33	33
Uncategorized Moves	-31	-31
Population: Dec 31, 1992	569	589
Departures from Temp. Release	14	14
Paroled	9	9
First Parole	9	9
Re-Parole	0	0
Discharged	0	0
Died	5	5

Report # MOVE - 5

Female Institution Population Movements

COMMUNITY CORRECTIONAL CENTERS - REGION III
 Calendar Year 1992

Commitment Type		
Movement	Total	Felon
Population: Jan 1, 1992	37	37
TOTAL ARRIVALS	177	177
Transfers in	164	164
New Admissions	0	0
Parole Returns	0	0
PRTC and OPRTFT	0	0
PWNT and OPRWNT	0	0
Pending Revocation	0	0
CYA Parole Returns	0	0
Other Arrivals	13	13
Fed/State/CYA	0	0
Escape	12	12
Court	0	0
Jail	0	0
Hospital/Medical	1	1
Temp. Community Leave	0	0
Other	0	0
TOTAL DEPARTURES	177	177
Transfers out	55	55
Paroled	91	91
First Parole	91	91
Re-Parole	0	0
Released to CYA Parole	0	0
Discharged	0	0
Died	0	0
Other Departures	31	31
Fed/State/CYA	0	0
Escape	30	30
Court	0	0
Jail	0	0
Hospital/Medical	1	1
Temp. Community Leave	0	0
Other	0	0
Net Arrivals-Departures	0	0
Uncategorized Moves	-1	-1
Population: Dec 31, 1992	36	36
Departures from Temp. Release	0	0
Paroled	0	0
First Parole	0	0
Re-Parole	0	0
Discharged	0	0
Died	0	0

Report # MOVE - 5

Male Institution Population Movements

COMMUNITY CORRECTIONAL CENTERS - REGION IV
 Calendar Year 1992

Movement	Total	Commitment Type	
		Felon	Civil Narc. Addict
Population: Jan 1, 1992	1,330	912	418
TOTAL ARRIVALS	4,144	2,953	1,191
Transfers in	4,051	2,860	1,191
New Admissions	0	0	0
Parole Returns	1	1	0
PRTC and OPRTFT	1	1	0
PWNT and OPRWNT	0	0	0
Pending Revocation	0	0	0
CYA Parole Returns	0	0	0
Other Arrivals	92	92	0
Fed/State/CYA	9	9	0
Escape	33	33	0
Court	4	4	0
Jail	0	0	0
Hospital/Medical	0	0	0
Temp. Community Leave	0	0	0
Other	46	46	0
TOTAL DEPARTURES	4,181	2,962	1,219
Transfers out	1,915	696	1,219
Paroled	2,083	2,083	0
First Parole	1,302	1,302	0
Re-Parole	781	781	0
Released to CYA Parole	9	9	0
Discharged	6	6	0
Died	0	0	0
Other Departures	168	168	0
Fed/State/CYA	0	0	0
Escape	144	144	0
Court	14	14	0
Jail	4	4	0
Hospital/Medical	4	4	0
Temp. Community Leave	0	0	0
Other	2	2	0
Net Arrivals-Departures	-37	-9	-28
Uncategorized Moves	-25	-25	0
Population: Dec 31, 1992	1,268	878	390
Departures from Temp. Release	10	10	0
Paroled	9	9	0
First Parole	2	2	0
Re-Parole	7	7	0
Discharged	0	0	0
Died	1	1	0

Report # MOVE - 5

Female Institution Population Movements

COMMUNITY CORRECTIONAL CENTERS - REGION IV
 Calendar Year 1992

Commitment Type		
Movement	Total	Felon
Population: Jan 1, 1992	50	50
TOTAL ARRIVALS	232	232
Transfers in	223	223
New Admissions	0	0
Parole Returns	0	0
PRTC and OPRTFT	0	0
PWNT and OPRWNT	0	0
Pending Revocation	0	0
CYA Parole Returns	0	0
Other Arrivals	9	9
Fed/State/CYA	0	0
Escape	2	2
Court	0	0
Jail	0	0
Hospital/Medical	0	0
Temp. Community Leave	0	0
Other	7	7
TOTAL DEPARTURES	224	224
Transfers out	57	57
Paroled	153	153
First Parole	150	150
Re-Parole	3	3
Released to CYA Parole	0	0
Discharged	0	0
Died	0	0
Other Departures	14	14
Fed/State/CYA	0	0
Escape	14	14
Court	0	0
Jail	0	0
Hospital/Medical	0	0
Temp. Community Leave	0	0
Other	0	0
Net Arrivals-Departures	8	8
Uncategorized Moves	0	0
Population: Dec 31, 1992	58	58
Departures from Temp. Release	0	0
Paroled	0	0
First Parole	0	0
Re-Parole	0	0
Discharged	0	0
Died	0	0

Report # MOVE - 5