

CRIME IN KENTUCKY



142920

1991 REPORT

CRIME IN KENTUCKY

CRIME REPORT COMMONWEALTH OF KENTUCKY 1991

142920

U.S. Department of Justice
National Institute of Justice

This document has been reproduced exactly as received from the person or organization originating it. Points of view or opinions stated in this document are those of the authors and do not necessarily represent the official position or policies of the National Institute of Justice.

Permission to reproduce this copyrighted material has been granted by

Kentucky State Police

to the National Criminal Justice Reference Service (NCJRS).

Further reproduction outside of the NCJRS system requires permission of the copyright owner.

**BRERETON C. JONES,
GOVERNOR**

**BILLY G. WELLMAN,
SECRETARY, JUSTICE CABINET
COMMISSIONER,
KENTUCKY STATE POLICE**



COMMONWEALTH OF KENTUCKY
OFFICE OF THE GOVERNOR

BRERETON C. JONES
GOVERNOR

THE CAPITOL
700 CAPITAL AVENUE
FRANKFORT 40601
(502) 564-2611

My Fellow Kentuckians:

Crime affects the lives of all Kentuckians. The 1991 **Crime in Kentucky** report addresses one of the most serious problems affecting the quality of life in the Commonwealth.

As citizens, we strive to make our state a safer place to live. I am hopeful that the information contained in this report will aid in your awareness of the reality of crime and the necessity for developing effective strategies to combat criminal acts.



It is of vital importance for all citizens of Kentucky to become involved in crime prevention efforts. As your Governor, I urge you to continue your support of our law enforcement officials in their fight against crime.

Sincerely,

A handwritten signature of Brereton C. Jones in dark ink. The signature is stylized, with the first name "Brereton" and the last name "Jones" clearly visible.

Brereton C. Jones



COMMONWEALTH OF KENTUCKY
KENTUCKY STATE POLICE
919 VERSAILLES ROAD
FRANKFORT 40601

BRERETON C. JONES
GOVERNOR


BILLY G. WELLMAN
COMMISSIONER
AND
SECRETARY OF JUSTICE

The Honorable Brereton C. Jones
Governor of Kentucky
The Capitol
Frankfort, Kentucky 40601

Dear Governor Jones:

In accordance with Chapter 17 of the Kentucky Revised Statutes, I am pleased to submit this 22nd annual **Crime in Kentucky** report.

I would like to commend the continued cooperation of all law enforcement officials in their efforts to provide an accurate compilation of the information contained in this report.



The Kentucky State Police will continue to meet its responsibilities in improving Kentucky's Uniform Crime Reporting System to better serve all citizens in the Commonwealth.

Respectfully Submitted,

A handwritten signature in cursive script, reading "Billy G. Wellman".

Billy G. Wellman
Secretary, Justice Cabinet
Commissioner
Kentucky State Police

DEDICATION

*This 1991 Crime in Kentucky Report
is fittingly dedicated to:*

OFFICER GARY E. KIDWELL

Standford Police Department

&

DEPUTY SHERIFF KENNETH McCARTY

Bourbon County Sheriff's Office

**WHO PAID THE SUPREME SACRIFICE OF THEIR LIVES
ON BEHALF OF THE CITIZENS OF THE COMMONWEALTH**



Officer Gary E. Kidwell, age 41, began his duty with the Stanford Police Department on March 3, 1990. His seventeen year career in law enforcement included service as a deputy sheriff in Lincoln County and as Police Chief in Hustonville and Crab Orchard.

Officer Kidwell had just begun his shift at 11:00 p.m. on January 20, 1991, when he and his sergeant were informed of a drunk driver. They located the vehicle and stopped it after observing it run two stop signs. As Officer Kidwell approached the car, he was fatally wounded by the driver, who sped away. The driver was later apprehended and charged with murder and other offenses related to the incident.

Officer Kidwell was an exceptional officer as well as a person who liked and enjoyed being around people. He will be sorely missed by the Department and community.

Kidwell is survived by his wife, Sue, a son, Michael, age 14, and two daughters, Kimberly and Cristie.

Photo not available.

On May 23, 1991, Bourbon County Deputy Sheriff Kenneth McCarty responded to a call for assistance from another officer who was attempting to arrest three people for alcohol intoxication. Shortly after midnight, enroute to the scene, Deputy McCarty's car went off the road and into a bridge abutment. McCarty was taken to the Bourbon General Hospital where he was pronounced dead just before 1:00 A.M.

Deputy McCarty, age 56, had served the Sheriff's Office as part time deputy since January 1989.

TABLE OF CONTENTS

Message from the Governor

Letter of Transmittal, Secretary of Justice, Commissioner, Kentucky State Police

Dedication

1991 Kentucky Crime Facts

KENTUCKY'S CRIME REPORTING SYSTEM.	i
STATE OFFENSE DATA	2
CRIME TRENDS	3
OFFENSES BY JURISDICTION TYPE	4
CLEARANCE RATES	5
MURDER	6
RAPE	9
ROBBERY	10
AGGRAVATED ASSAULT	12
LAW ENFORCEMENT OFFICERS ASSAULTED	14
BURGLARY	15
LARCENY	17
AUTO THEFT	20
ARSON	22
CRIME STATISTICS BY COUNTY AND AGENCY	23
STATE ARREST DATA	36
TOTAL ARRESTS BY AGE - JUVENILE	38
TOTAL ARRESTS BY AGE - ADULT	40

TOTAL ARRESTS BY SEX	40
TOTAL ARRESTS BY RACE	41
TOTAL ARRESTS BY COUNTY - ADULT/JUVENILE	42
DRUG ARRESTS BY COUNTY AND DRUG TYPE	83
DRUG ARRESTS BY AREA DEVELOPMENT DISTRICT AND DRUG TYPE	87
DUI ARRESTS BY COUNTY, AGENCY, AGE, SEX, AND RACE	88
POLICE EMPLOYEE DATA	106

1991 KENTUCKY CRIME FACTS

- 125,553 serious crimes were committed in 1991.
- A serious crime was committed every 4.19 minutes.
- Murder was committed every 33 hours.
- Firearms were used in 67% of all murders.
- 77% of all murder victims were white; 76% were male.
- Rape was committed every 4.5 hours.
- Robbery was committed every 2.8 hours.
- 58% of violent crimes were solved.
- 561 police officers were assaulted.
- 21% of property crimes were solved.
- Property crimes outnumbered violent crimes by 6 to 1.
- 44,490 persons were arrested for DUI.
- 17,564 arrests were made for drug violations.
- A total of 279,658 arrests were made in 1991.



KENTUCKY'S CRIME REPORTING SYSTEM

KENTUCKY'S CRIME REPORTING SYSTEM

The Information Vacuum

Prior to July of 1987, Kentucky's Uniform Crime Reporting System was based on monthly counts of criminal offenses and arrests submitted from state and local law enforcement agencies. While these aggregate counts were adequate for broad analysis of general crime trends, this summary method of reporting offense and arrest occurrences did not provide the necessary tools for the detailed analytical needs of criminal justice professionals, the law enforcement community, and Kentucky legislators.

The Initial Step

On July 1, 1987, Kentucky law enforcement agencies were required to submit "Incident" as opposed to "Summary" information within ten days of an occurrence. In essence, full detail crime specifics as opposed to mere counts of occurrences are provided to the Kentucky State Police for inclusion into a statewide database of crime statistics. Historically, this reporting requirement marked the beginning of law enforcement agency submission of either the Uniform Offense Report form or the uniform data elements as contained on that statewide reporting form.

As a result of the Incident Based Reporting System initiative, non-automated law enforcement agencies are now attaining computer capabilities through grant funds, while agencies with existing computer systems are moving toward Incident Based compatibility with funding assistance from the Justice Cabinet and the Kentucky State Police.

While not complete, Kentucky's Incident Based Reporting System has made significant strides toward full implementation since July 1, 1987.

Cooperation: The Key To The Incident Based Reporting

Kentucky's law enforcement agencies are slowly but surely beginning to meet the challenge of an Incident Based Reporting System through the submission of Uniform Offense Reports or computer compatible data elements.

District Court clerks are, through the completion of the Uniform Citation with court disposition, providing the arrest information needed to complete the Incident Based Reporting System.

All components of the criminal justice community—law enforcement, corrections, and the judiciary—are moving toward compatibility through legislative initiatives that mandate the foundation for a system of information that will, in the near future, provide detailed analytical capabilities.

Just The Beginning

The criminal justice community of Kentucky has embarked upon a path that will provide complete and accurate information that will soon be available upon request.

Dedication on the part of the Executive Branch, Kentucky's legislators, law enforcement, and the courts, to the task of implementing and maintaining an Incident Based Reporting System, will provide decision makers in Kentucky the ability to set the criminal justice direction for the 1990's and beyond.

STATE OFFENSE DATA

PART I CRIMES	OFFENSES REPORTED			
CLASSIFICATION	1991	1990	% CHANGE	% DIST.
MURDER	267	261	+ 2.30	0.21
RAPE	1,940	1,187	+63.44	1.55
ROBBERY	3,077	2,600	+18.35	2.45
AGGRAVATED ASSULT	11,627	10,655	+ 9.12	9.26
BURGLARY	29,638	28,292	+ 4.76	23.61
LARCENY THEFT	71,054	71,862	- 1.12	56.59
AUTO THEFT	7,950	7,359	+ 8.03	6.33
TOTAL	125,553	122,216	+ 2.73	100%

The total number of Part I crimes reported by law enforcement agencies in Kentucky during 1990 and 1991 is shown in the chart above. It should be noted that these overall statistics reflect only offenses reported to or known by the police.

An additional 3,337 Part I offenses were reported in 1991, which reflects an increase of 2.73% over 1990. Rape reported the largest percentage of increase. However, closer analysis revealed that unique circumstances contributed to the large increase in the number of reported rapes. A total of 623 rape offenses were reported involving the same victim and offender. These offenses resulted from a single investigation and involved an incestuous relationship spanning several years. All these offenses, regardless of their year of occurrence, were reported by police in 1991 and are counted as statistical data for that year only. Rape data from previous years did not reflect such a statistical anomaly. The percentage of increase for rape in 1991, not factoring in these 623 rape offenses, would be 11%. The next largest percentage of increase in Part I offenses was robbery -- 18.35%.

When making comparisons between years, the following should be taken into account: (1) Part I offenses are not inclusive of all offenses reported to the police; (2) Increases or decreases in the number of crimes reported can be attributable to a variety of factors, including methods of reporting and tabulating on the part of the law enforcement agencies; (3) Differing levels of citizens' awareness and their responsibility to report crime have a direct impact on the number of reports received by police.

KENTUCKY "CRIME INDEX" = 3,393

The crime index, or rate, is used nationally and is derived from the following formula:

Population divided by 100,000 = X

Number of offenses divided by X = crime index.

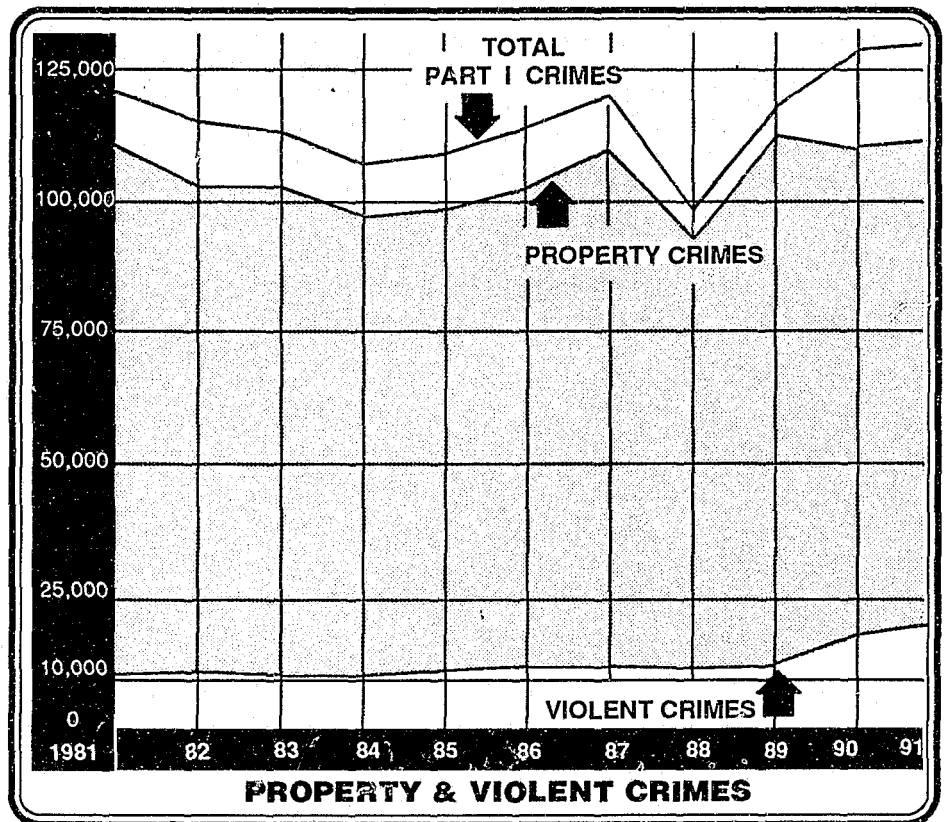
Kentucky's crime index for 1991 is based on current estimated population of 3.7 million.

**A serious crime
occurs in
Kentucky every
4.2 minutes**

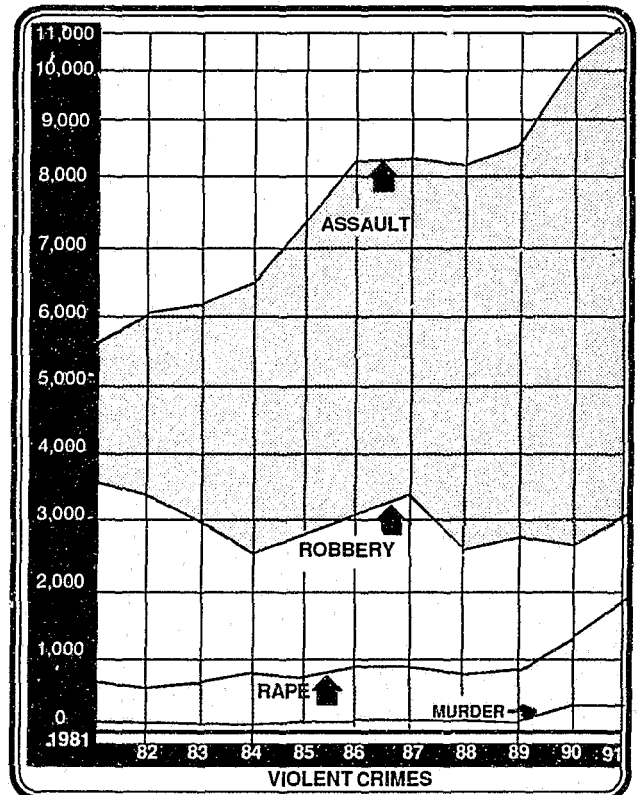
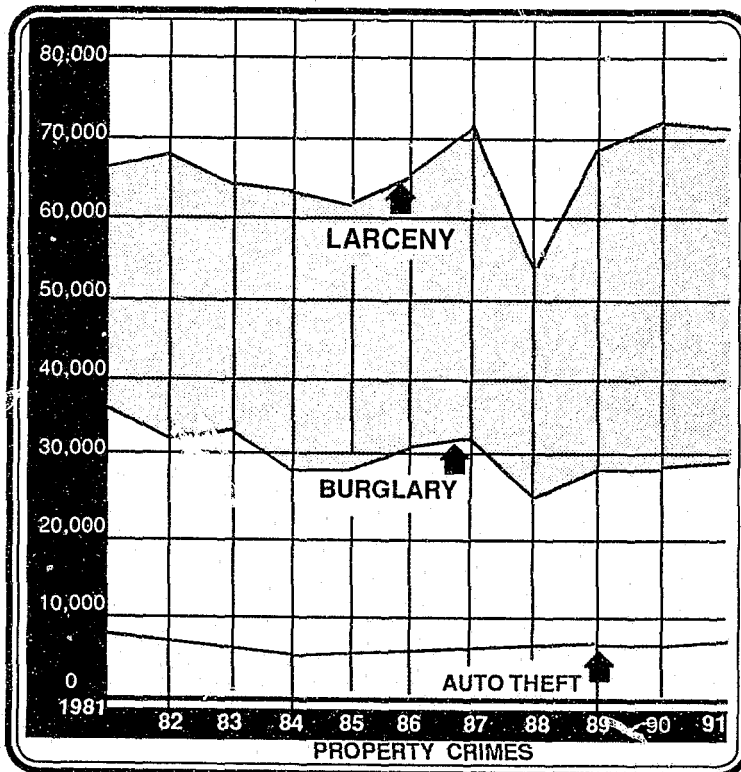
CRIME TRENDS

CRIME TRENDS: Annual fluctuations in the number of reported crimes can be attributed to a variety of factors other than real changes in actual crime. Such factors notwithstanding, the right-hand chart illustrates patterns of reported Part I crimes between 1981 and 1991. The relationship between property and violent crimes is also depicted in the right-hand chart.

The lower charts plot each violent and property offense, showing fluctuations between 1981 and 1991.



NOTE: The increases in overall offenses as well as in specific Part I crimes are not necessarily the result of real crime increases. A partial explanation of these increases may be due to improved data collection procedures and increased reporting by local agencies.



OFFENSE DATA COLLEGES AND UNIVERSITIES

JURISDICTION	MURDER	RAPE	ROBBERY	AGGD. ASSAULT	BURGLARY	LARCENY	M.V. THEFT	TOTAL
MURRAY STATE UNIV.	0	2	0	5	10	68	1	86
NORTHERN KY UNIV.	0	0	0	0	6	118	0	124
UNIV. OF KY	0	1	3	17	65	892	16	994
KY STATE UNIV.	0	0	0	0	1	3	0	4
UNIV. OF LOUISVILLE	0	4	6	12	30	417	6	475
JEFF COMM COLLEGE	0	0	2	1	0	19	1	23
EASTERN KY UNIV.	0	1	0	15	8	283	12	319
MOREHEAD UNIV.	0	4	4	6	64	156	2	236
WESTERN KY UNIV.	0	0	1	6	6	259	4	276
TOTALS	0	12	16	62	190	2,215	42	2,537

The chart above shows Part I offenses that occurred on college and university campuses with campus security/police departments. Below, Part I offenses are shown for those jurisdictions over 10,000 in population.

JURISDICTIONS OVER 10,000 POPULATION

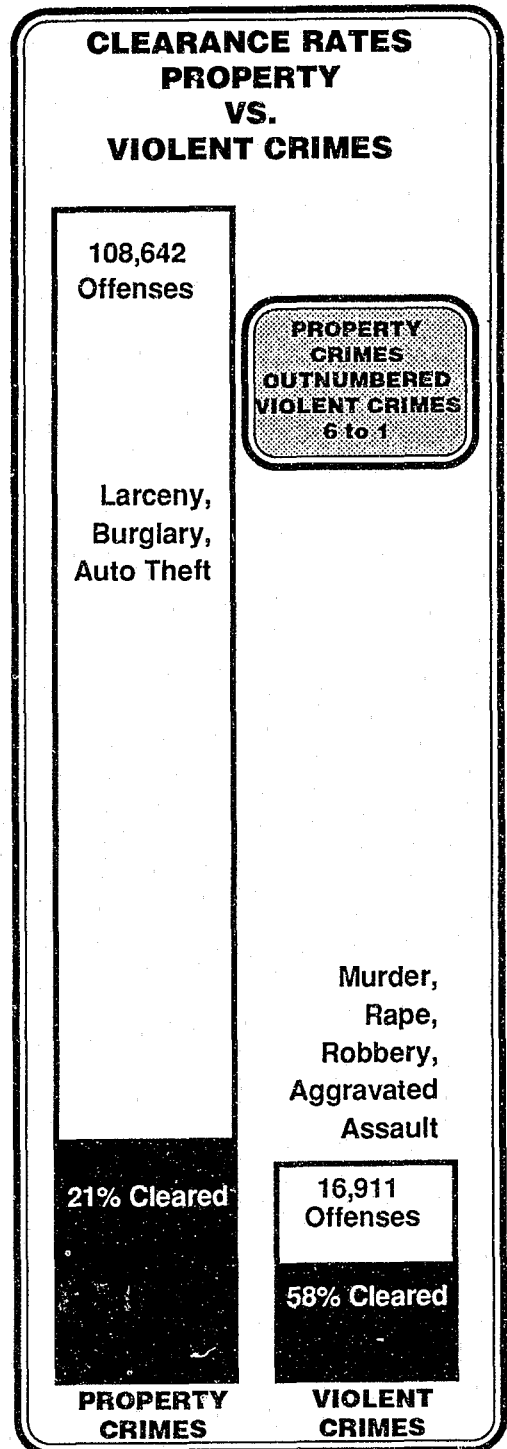

JURISDICTION	MURDER	RAPE	ROBBERY	AGGD. ASSAULT	BURGLARY	LARCENY	M.V. THEFT	TOTAL
ASHLAND	1	14	17	38	241	674	47	1,032
BOWLING GREEN	3	23	61	298	783	2,168	174	3,510
COVINGTON	2	31	167	744	1,242	2,099	241	4,526
DANVILLE	0	6	3	110	173	420	12	724
ELIZABETHTOWN	0	7	7	125	166	706	24	1,035
ERLANGER	0	4	4	121	97	479	25	730
FLORENCE	0	4	18	26	139	925	56	1,168
FORT THOMAS	1	0	0	14	46	152	6	219
FRANKFORT	1	7	29	160	258	897	61	1,413
GEORGETOWN	2	9	13	161	117	528	31	861
GLASGOW	0	1	0	5	19	75	18	118
HENDERSON	0	5	32	474	342	1,552	77	2,482
HOPKINSVILLE	3	8	36	184	425	1,039	50	1,745
JEFFERSONTOWN	0	2	9	22	72	544	25	674
LEXINGTON	13	164	453	1,172	3,211	10,075	848	15,936
JEFFERSON CO. P.D.	15	90	296	353	2,138	7,585	929	11,406
LOUISVILLE	43	157	1,246	799	5,007	8,446	1,730	17,428
MADISONVILLE	1	8	11	132	213	956	70	1,391
MAYFIELD	1	4	9	90	108	257	28	497
MIDDLESBORO	1	3	2	34	212	563	52	867
MURRAY	0	2	1	38	119	307	13	480
NEWPORT	1	16	46	175	426	848	129	1,641
NICHOLASVILLE	1	0	4	98	102	405	23	633
OWENSBORO	2	26	37	57	556	1,926	108	2,712
PADUCAH	4	11	60	425	516	1,901	124	3,041
RADCLIFF	1	11	9	25	169	541	30	786
RICHMOND	2	9	20	173	225	607	105	1,141
ST. MATTHEWS	0	3	17	46	151	599	38	854
SHIVELY	0	5	40	43	199	305	78	670
SOMERSET	0	3	5	44	84	474	35	645
WINCHESTER	1	2	8	67	89	423	18	608
TOTALS	99	635	2,660	6,253	17,645	48,476	5,205	80,973

CLEARANCE RATES

Clearance rates are the percentage of cases cleared (through arrest or exceptional means) when compared with the total number of offenses reported to or known by the police. As shown in the chart, clearance rates for property crimes are traditionally low. With the exception of robbery, clearance rates for violent crimes are high. High clearance rates for murder, rape, and assault are attributable to the fact that the perpetrator is known, recognizable, or in some way usually associated with the victim. Low clearance rates for robbery as well as property crimes can be attributed to the difficulty of the victim in identifying the perpetrator.

The right-hand chart depicts the relative clearance rates of property versus violent Part I crimes.

The chart below depicts relative clearance rates for each of the seven Part I crimes.



MURDER

DEFINITION

Murder is the unlawful killing of a human being with malice aforethought. Justifiable homicides are not included.

NUMBER REPORTED	CLEARANCES	RATE
267	221	83%

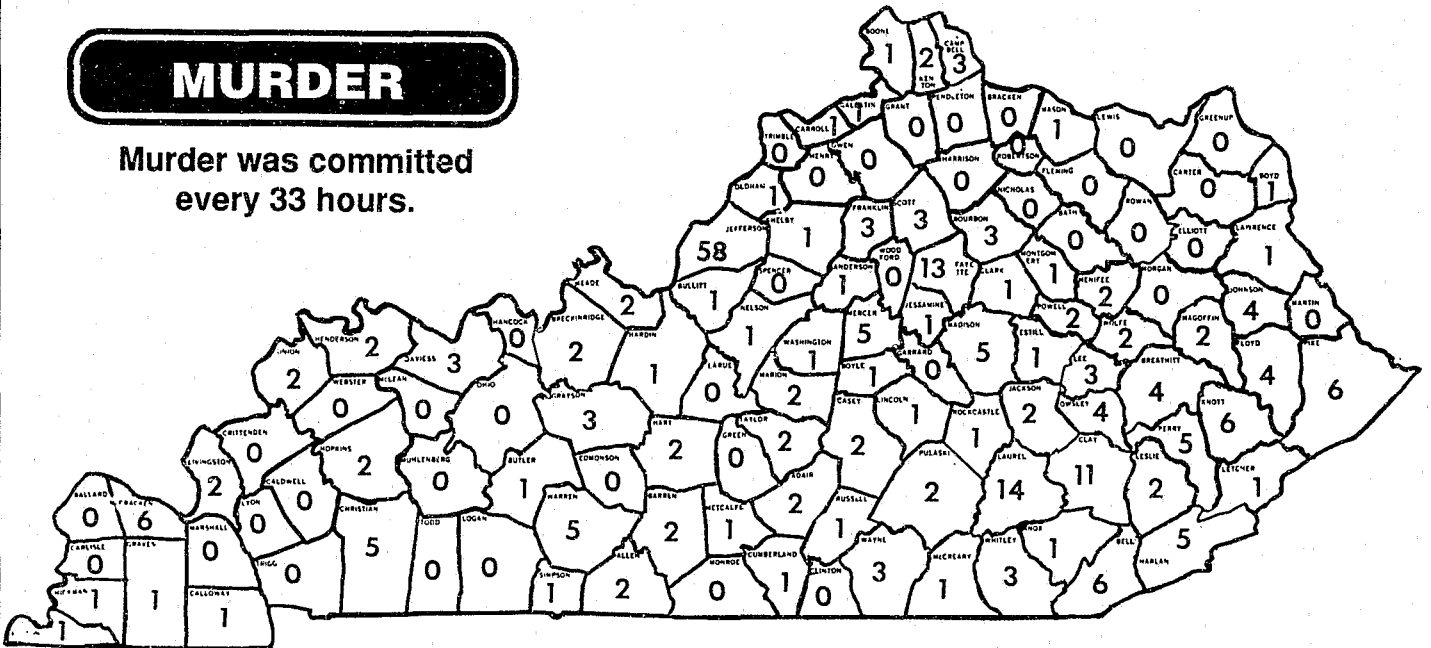
Murder is the most serious of all Part I crimes. The clearance rate is the highest of all Part I crimes, at 83%. Although some murders are difficult to solve, the intensity of police investigations together with solvability factors account for the high clearance rate for murder.

As illustrated in the map below, the 58 murders reported in Jefferson County in 1991 far outnumber murders reported in other individual counties.



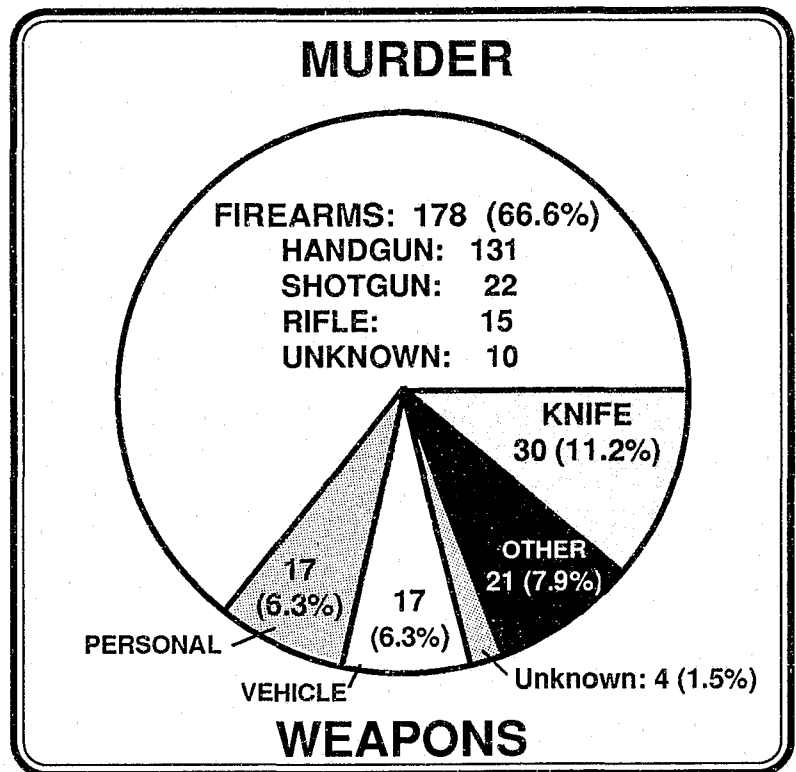
MURDER

Murder was committed every 33 hours.



MURDER WEAPONS/CIRCUMSTANCES

CIRCUMSTANCES	
ARGUMENT	91
FELONY INVOLVED	36
LOVER'S QUARREL	11
DRUG RELATED	2
VEHICULAR	17
OTHER	58
UNKNOWN	52
TOTAL	267



The charts above depict murder weapons and circumstances as reported by police officers. The unknown category reflects instances where the weapon/circumstances were not known at the time the report was submitted, or were not specified on the report. 67% of the victims were killed with a firearm. A vehicle was the weapon in 17 of the murders, reflecting those instances in which a driver of a vehicle was charged with murder as a result of a traffic death.

MURDER: VICTIMS VS. OFFENDERS

OFFENDER SEX	VICTIM SEX			
	MALE	FEMALE	Unkn.	TOTAL
MALE	133	38	0	171
FEMALE	32	3	0	35
Unknown	39	22	0	61

OFFENDER RACE	VICTIM RACE				
	WHITE	BLACK	ASIAN	Unkn.	TOTAL
WHITE	155	2	0	1	158
BLACK	4	44	0	0	48
Unknown	46	15	0	0	61

The charts above show the sex of murder victims vs. the sex of the offenders and the race of murder victims vs. the race of the offenders. The offender unknown category reflects murders not cleared by arrest and instances where the offender information was not reported. In cases of multiple victims, the offender information is counted for each victim.

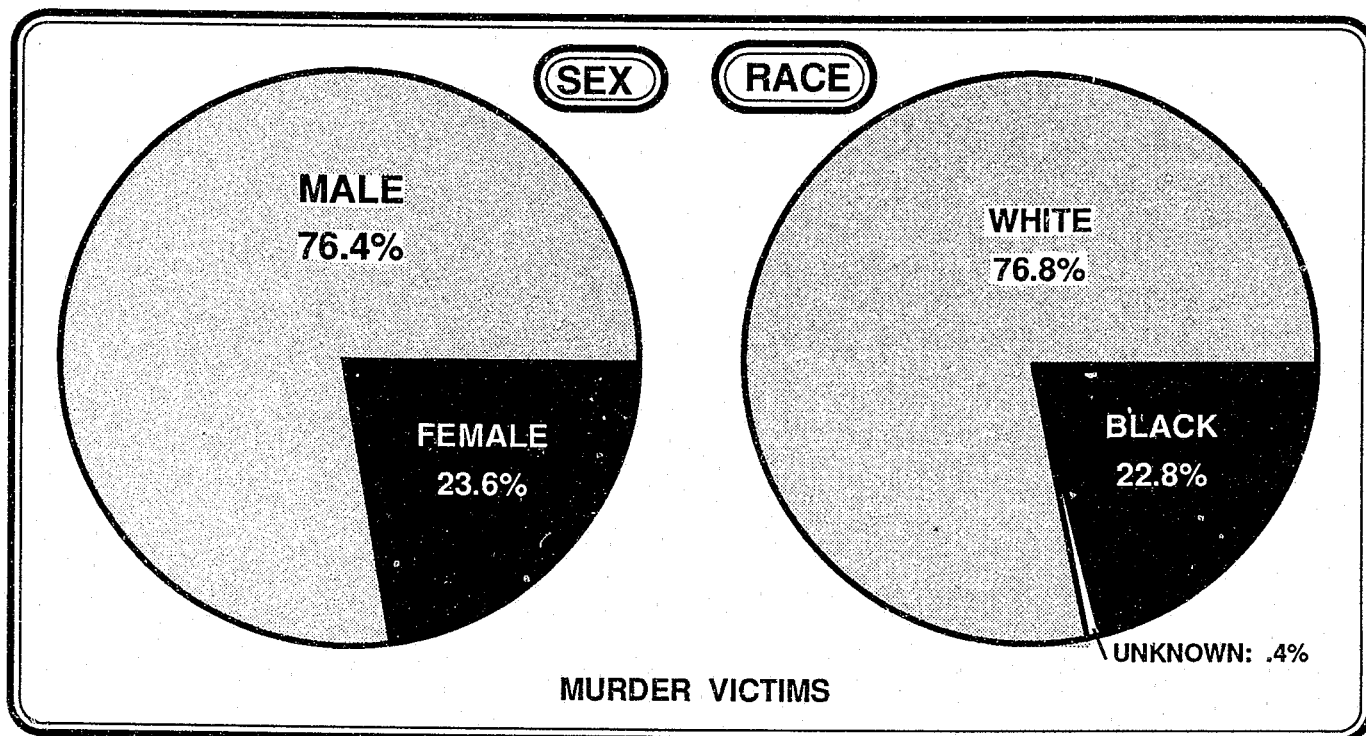
In some instances, more than one person is charged with the murder of a single victim. Only one offender is shown for each victim in the above charts for purposes of continuity.

MURDER VICTIMS BY AGE, SEX, AND RACE

The chart on the right shows the sex and race of murder victims broken out by age. A murder victim was most likely to be male (76.4%) and white (76.8%). Percentages include one murder victim where the race was not reported.



AGE	SEX			RACE			
	M	F	UNK	W	B	Other	UNK
Under 1	1	3	0	2	2	0	0
1-4	3	1	0	4	0	0	0
5-9	0	0	0	0	0	0	0
10-14	8	0	0	6	2	0	0
15-19	9	2	0	10	1	0	0
20-24	27	10	0	25	12	0	0
25-29	30	11	0	33	8	0	0
30-34	34	12	0	36	10	0	0
35-39	27	7	0	25	9	0	0
40-44	21	5	0	19	6	0	1
45-49	9	6	0	14	1	0	0
50-54	7	4	0	10	1	0	0
55-59	6	0	0	6	0	0	0
60-64	9	1	0	7	3	0	0
65-69	6	1	0	6	1	0	0
70-74	3	0	0	0	3	0	0
75 and Over	4	0	0	2	2	0	0
Age Unknown	0	0	0	0	0	0	0
TOTAL	204	63	0	205	61	0	1
Percent	76.4	23.6	0	76.8	22.8	0	.4



RAPE

DEFINITION

Rape is defined as the carnal knowledge of a person forcibly or otherwise against the person's will. Only forcible rapes are included, together with assaults for the purpose of rape and attempted forcible rapes. Excluded are rapes where the victim is under the age of consent and no force is used.

NUMBER REPORTED	CLEARANCES	RATE
1,940	1,422	73%

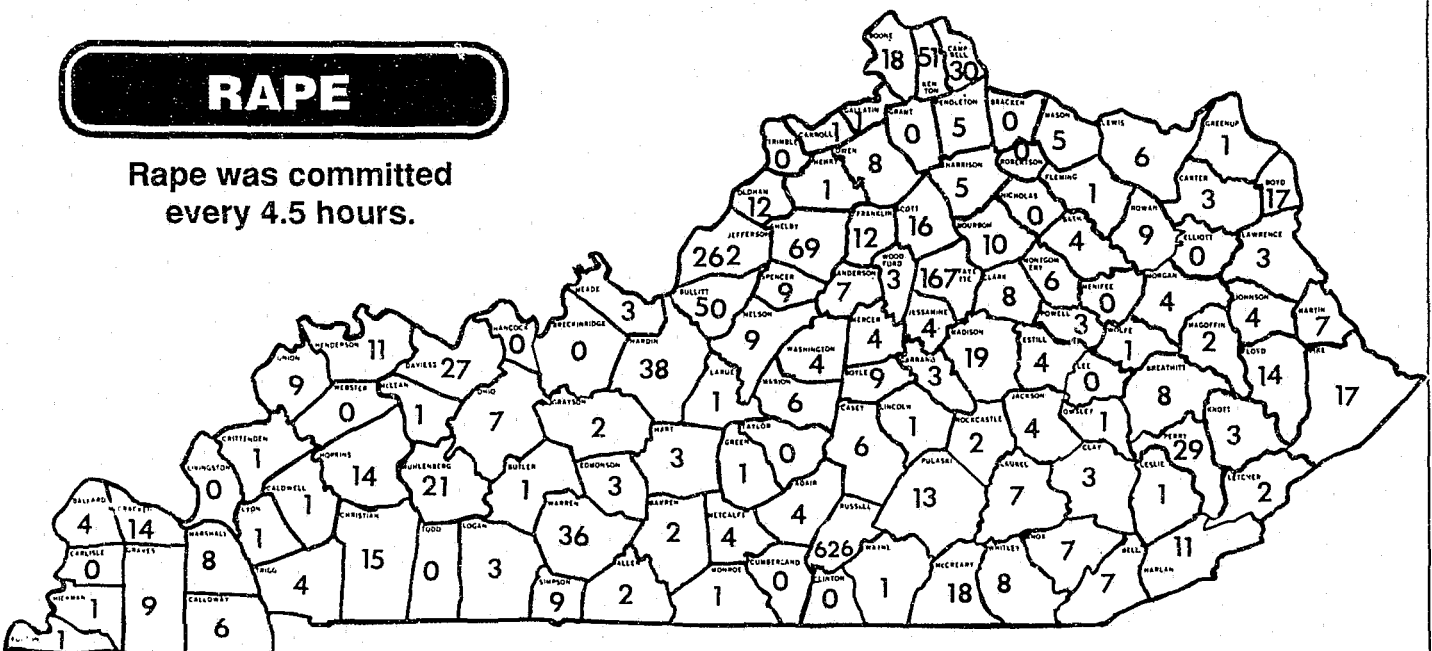
The 73% clearance rate for rape is high when compared with property crimes and some other offenses. One explanation for the number of rapes cleared is the fact that the victim and the offender are frequently acquainted or even related.

A total of 623 rape offenses were reported involving the same victim and offender. These offenses resulted from a single investigation and involved an incestuous relationship spanning several years. All these offenses, regardless of their year of occurrence, were reported by police in 1991 and are counted as statistical data for that year only. Rape data from previous years did not reflect such a statistical anomaly. The percentage of increase for rape in 1991, (63%) when not factoring in these 623 rape offenses, would be 11%.



RAPE

Rape was committed every 4.5 hours.



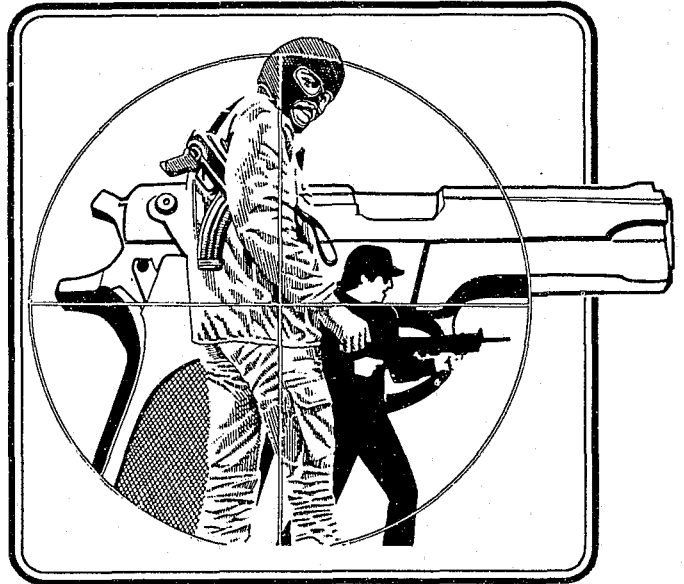
ROBBERY

DEFINITION

Robbery is the felonious taking of the property of another by force or the threat of force or violence and/or by putting the victim in fear. All attempts to rob are included. Robberies are reported in two general categories: armed (any weapon or threatening object is used) and strong-arm (to include muggings and similar offenses where no weapon is used but strong-arm tactics are employed).

NUMBER REPORTED	CLEARANCES	RATE
3,077	1,022	33%

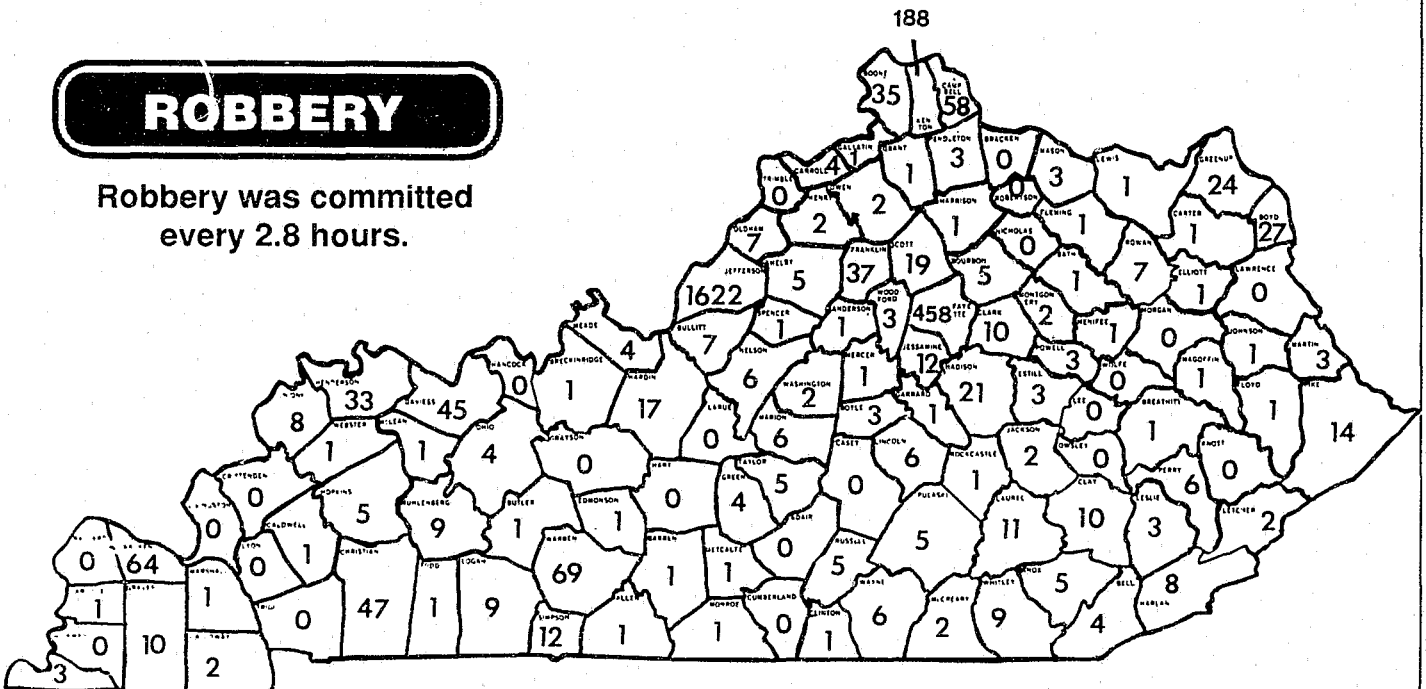
Robbery is considered to be a serious crime because the element of fear and personal confrontation with a weapon or strongarm tactic is always present. The 33% clearance rate for robbery is slightly higher than for other crimes motivated by the theft of property, but low in comparison to murder, assault, and rape in which the element of personal confrontation is also present. This is attributable to the fact that the perpetrator usually conceals his personal identity from the victim. A county by county breakdown of robbery can be seen in the map below.



Reported robberies increased by 18% in Kentucky in 1991.

ROBBERY

**Robbery was committed
every 2.8 hours.**



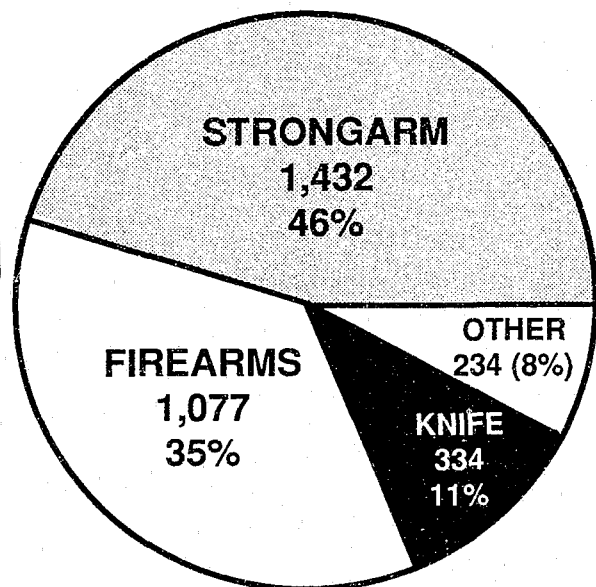

ROBBERY - PLACE OF OCCURRENCE

CLASSIFICATION	NUMBER OF OFFENSES	PERCENT OF DISTRIBUTION	TOTAL VALUE	AVERAGE VALUE
Highway	1,303	42.3	\$ 398,439	\$ 306
Commercial House	503	16.3	\$ 303,490	\$ 603
Gas-Service Station	95	3.1	\$ 17,442	\$ 184
Chain Store	383	12.5	\$ 202,060	\$ 528
Residence	387	12.6	\$ 244,079	\$ 631
Bank	49	1.6	\$ 313,299	\$6,394
Miscellaneous	357	11.6	\$ 167,413	\$ 469
TOTAL	3,077	100%	\$ 1,646,222	\$ 535

Robbery classifications denote the type robbery reported. Highway robberies occur on any roadway, whether it be a highway, country road, or city street. Commercial house robberies are those perpetrated in hotels, motels, restaurants, and like businesses. Chain store robberies include convenience type stores, groceries, and like businesses. Residences include homes and apartments and other dwellings.

WEAPONS USED IN ROBBERY

Weapons used in the commission of a robbery can be a gun, knife, club, stick, or any force (such as hands) presumed to threaten the victim with injury or death. The number and percentages of various weapons used in 1991 robberies are shown in the chart.



WEAPONS USED IN ROBBERY (3,077 ROBBERIES)

AGGRAVATED ASSAULT

DEFINITION

Assault is the unlawful attack by one person upon another for purpose of inflicting severe or aggravated bodily injury. It is not necessary that injury result from an aggravated assault when a gun, knife, or other weapon is used which could, and probably would, result in serious personal injury. Therefore, all assault attempts where serious injury would have been likely to occur are included. Excluded from the Part I crime of aggravated assault are all assaults which do not include the use of a dangerous weapon and in which there was no serious or aggravated injury. These simple assaults are counted as Part II crimes.

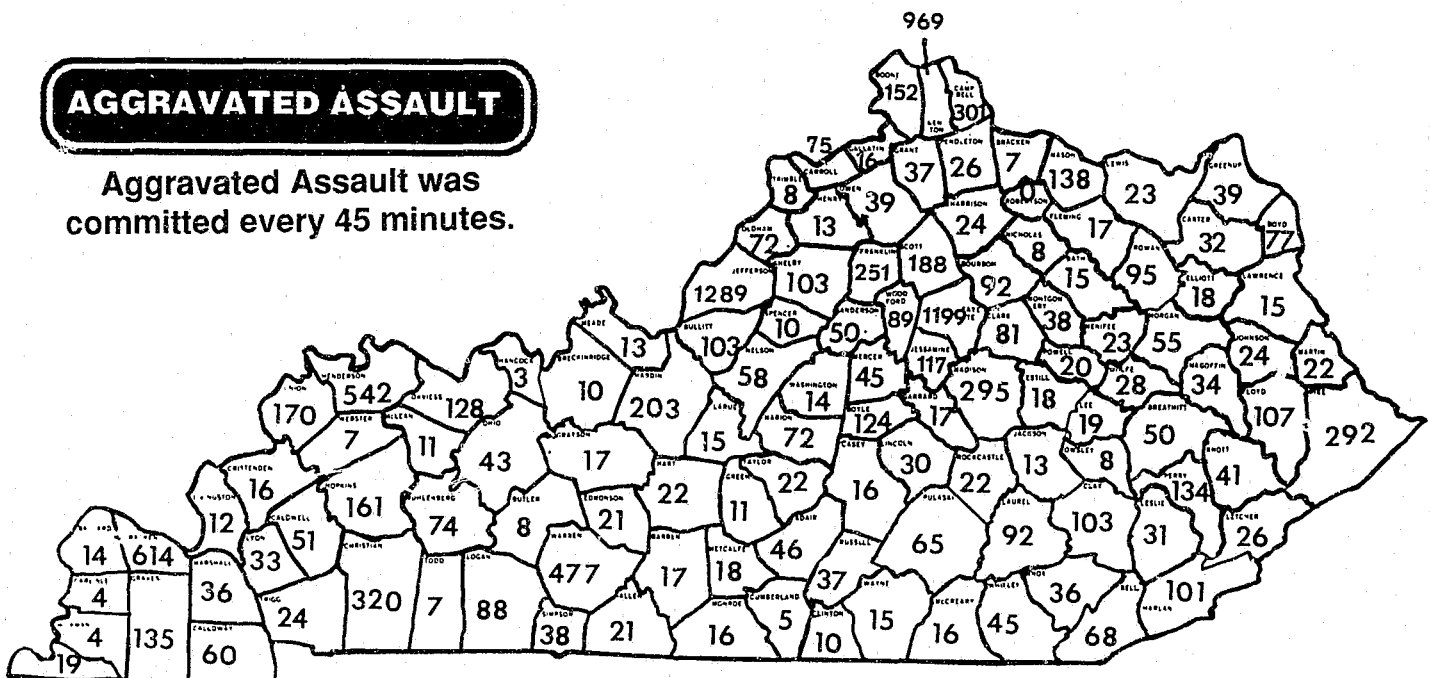
NUMBER REPORTED	CLEARANCES	RATE
11,627	7,163	62%

The 62% clearance rate is high because the victim is frequently related to or acquainted with the assailant. The map below shows the number of assaults per county.



AGGRAVATED ASSAULT

Aggravated Assault was committed every 45 minutes.

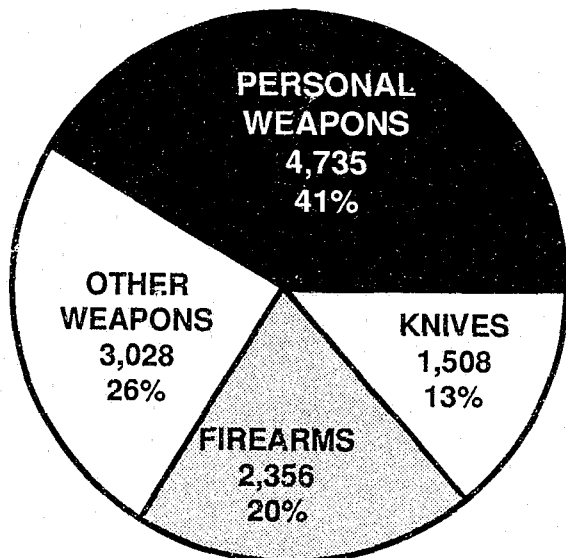


WEAPONS USED IN AGGRAVATED ASSAULT

The category of aggravated assault includes the following offenses: assaults or attempts to kill or murder; poisoning; assault with a dangerous or deadly weapon; mayhem, maiming, assault with explosives; and all attempts to commit the foregoing offenses.

Weapons used in aggravated assault are shown in the charts below.

WEAPONS USED IN AGGRAVATED ASSAULT BY PERCENT		
TYPE WEAPONS	NUMBER	% OF TOTAL
PERSONAL WEAPONS	4,735	41%
OTHER WEAPONS	3,028	26%
FIREARMS	2,356	20%
KNIVES	1,508	13%
TOTAL	11,627	100%



AGGRAVATED ASSAULT



LAW ENFORCEMENT OFFICERS ASSAULTED

A total of 561 police officers were assaulted in Kentucky during 1991. The chart below shows the type of activity the officer was engaged in, the type of weapon used in the assault, and the type of officer assignment.

Of the 561 officers assaulted, 267 officers received personal injury. This number represents 48% of the total number of officers assaulted. 94% of the police assaults were cleared.

TYPE OF ACTIVITY	Total Assaults by Weapon	TYPE OF WEAPON				TYPE OF ASSIGNMENT						
		Firearm	Knife or Other Instrument	Other Dangerous Weapon	Hands, Fists, Feet, etc.	Two-Officer Vehicle	One-Officer Vehicle		Detective or Special Assgn		Other	
							Alone	As-sisted	Alone	As-sisted	Alone	As-sisted
Responding to "Disturbance" calls (family quarrels, man with gun, etc.)	112	17	6	21	68	17	51	38	2	0	1	3
Burglaries in progress or pursuing burglary suspects	8	1	1	2	4	2	4	2	0	0	0	0
Robberies in progress or pursuing robbery suspects	1	0	0	0	1	0	0	1	0	0	0	0
Attempting other arrests	164	3	1	40	120	8	46	96	3	7	2	2
Civil disorder (riot, mass disobedience)	2	0	0	1	1	0	1	0	0	0	0	1
Handling, transporting, custody of prisoners	53	0	0	5	48	1	19	16	0	0	6	11
Investigating suspicious persons or circumstances	13	3	1	7	2	1	8	3	0	1	0	0
Ambush - no warning	2	1	0	1	0	0	0	0	0	0	2	0
Mentally deranged	8	0	1	3	4	1	1	6	0	0	0	0
Traffic pursuits and stops	122	10	1	79	32	14	70	33	0	0	1	4
All other	76	9	4	31	32	6	27	24	0	5	10	4
TOTAL	561	44	15	190	312	50	227	219	5	13	22	25

BURGLARY

DEFINITION

Burglary is the unlawful entering or remaining in a building with the intent to commit a crime, including entries where force of any kind is used to gain entrance, entries where no force was used (an unlocked door or by concealment), and attempts to enter forcibly (even though entry was not actually gained.)

NUMBER REPORTED	CLEARANCE	RATE
29,638	5,075	17%

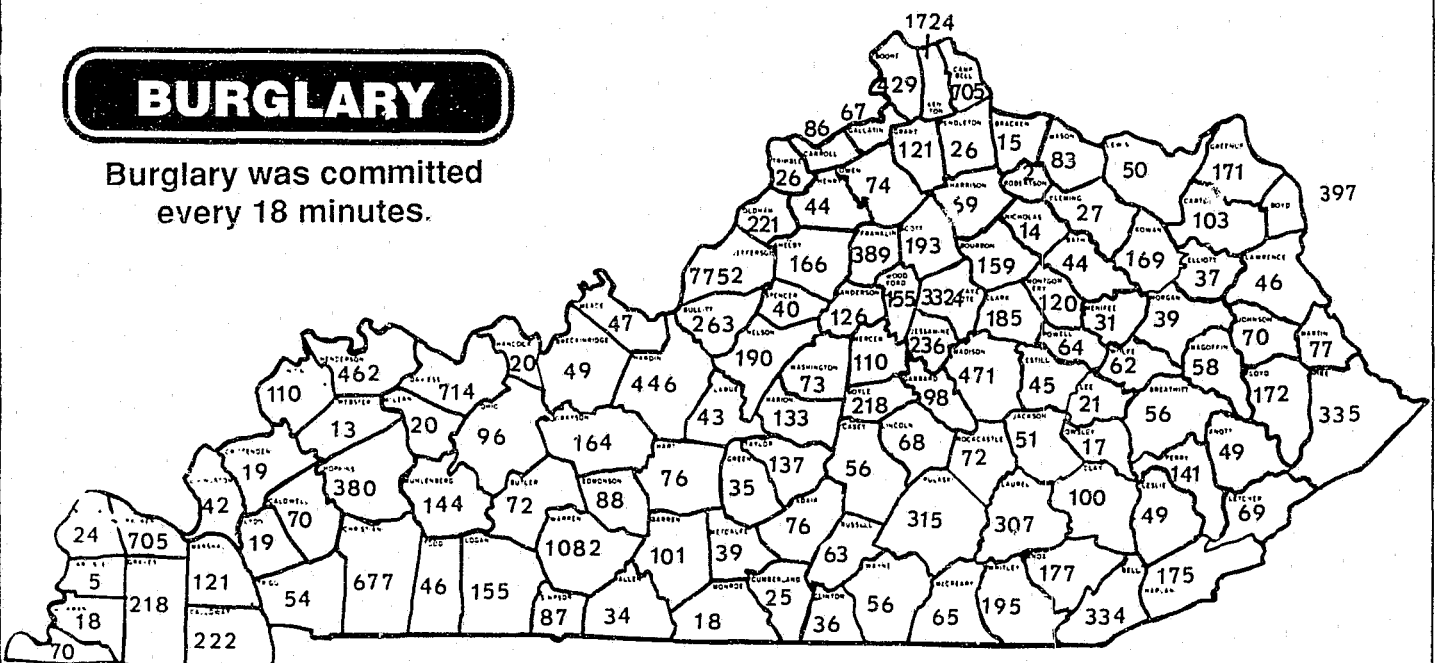
Burglary, or breaking and entering, is one of the most frequently committed Part I crimes. As shown in the map below, burglary affected each of Kentucky's counties in 1991.

Burglary increased 4.76% in 1991, from 28,292 in 1990.



BURGLARY

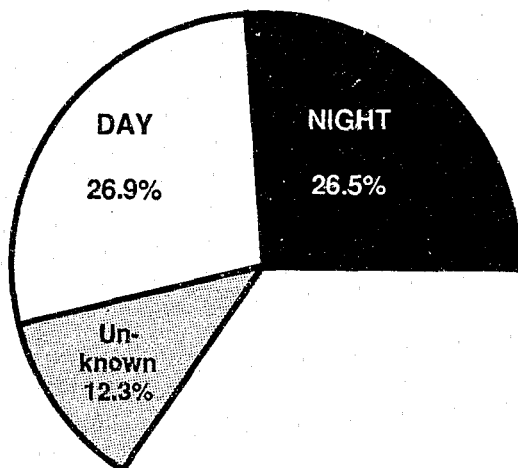
Burglary was committed every 18 minutes.




THE COST OF BURGLARY

Burglary is a crime of opportunity and is most likely to occur when a home or business is not occupied. The number of burglaries, classified by residential and non-residential, including both day and night occurrences and the value of property losses reported, is shown in the table below.

CLASSIFICATION	NUMBER OF OFFENSES	PERCENT OF DISTRIBUTION	TOTAL VALUE	AVERAGE VALUE
Residential: Night	7,838	26.5%	\$ 8,060,920	\$ 1,028
Day	7,988	26.9%	\$ 8,849,975	\$ 1,108
Unknown	3,656	12.3%	\$ 4,134,056	\$ 1,131
Sub-Total	19,482	65.7%	\$ 21,044,951	\$ 1,080
Non-Residential: Night	5,711	19.3%	\$ 5,073,615	\$ 888
Day	1,987	6.7%	\$ 1,873,191	\$ 943
Unknown	2,458	8.3%	\$ 2,245,999	\$ 914
Sub-Total	10,156	34.3%	\$ 9,192,805	\$ 905
TOTAL	29,638	100.0%	\$ 30,237,756	\$ 1,020



**RESIDENTIAL
BURGLARIES**



**NON-RESIDENTIAL
BURGLARIES**

LARCENY

DEFINITION

Larceny, or larceny-theft, is the unlawful taking of property or articles of value without the use of force, violence, or fraudulent conversion. Included are such offenses as pocket picking, purse snatching (where little or no force is used), shoplifting, thefts from autos, thefts of auto parts and accessories, bicycle thefts, and thefts from buildings when the perpetrator entered legitimately. Con games, forgeries and bad checks, embezzlement, and obtaining money under false pretenses are not included under the category of larceny.

NUMBER REPORTED	CLEARANCES	RATE
71,054	15,428	22%

Larceny is the most frequently committed Part I crime. Other than the stolen property itself, there are normally few clues on which to base an investigation. Consequently, the clearance rate for larceny is low - 22% in 1991.

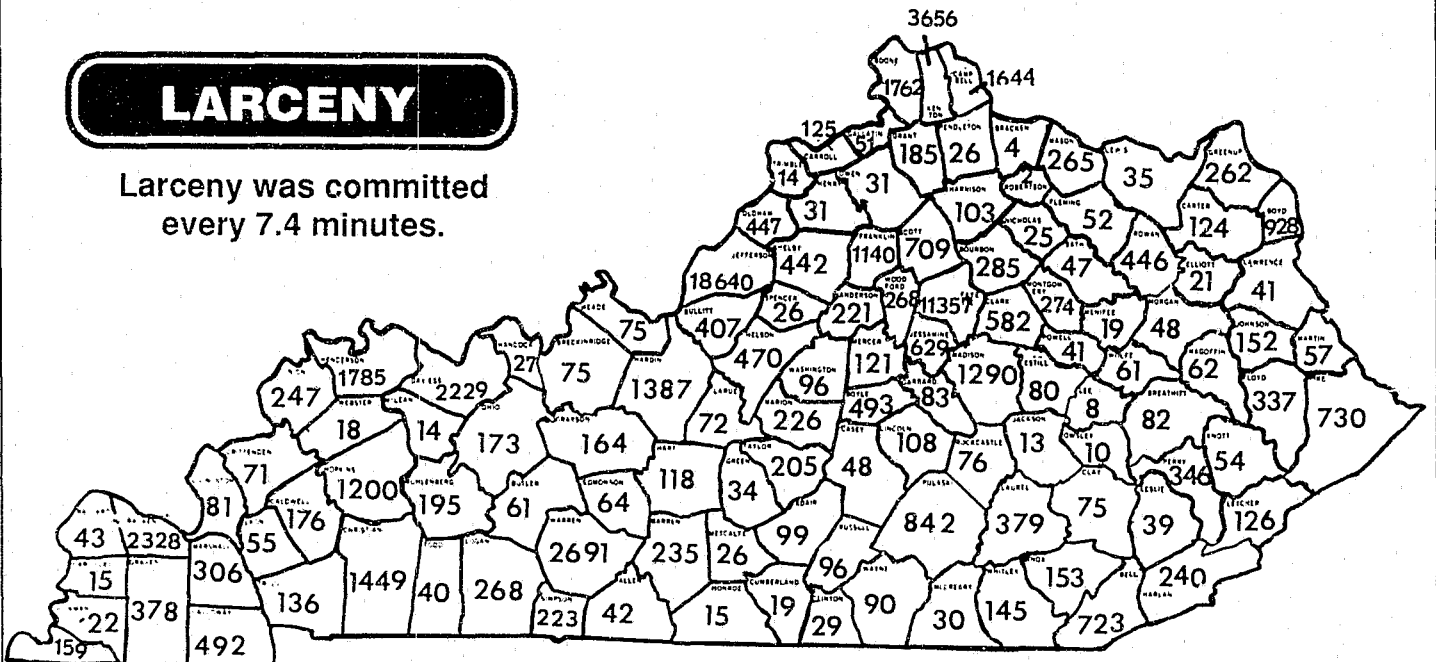
Larceny was the only Part I offense to show a decrease in 1991. Reported offenses decreased from 71,862 to 71,054 - a decrease of 1.12%.

Most of Kentucky's counties reported substantial instances of larceny as illustrated in the map below.



LARCENY

Larceny was committed every 7.4 minutes.

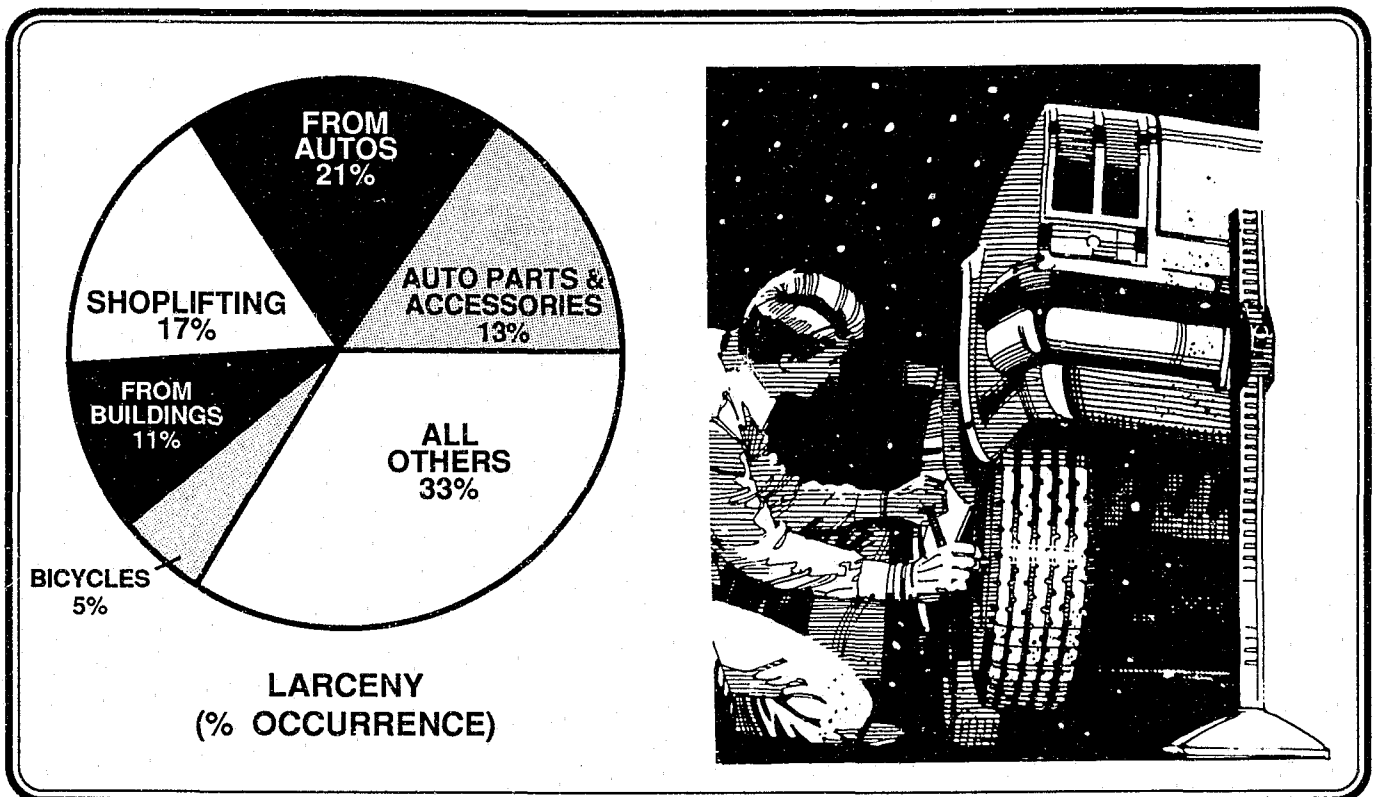


THE COST OF LARCENY

The table below shows the different types of larcenies reported in Kentucky during 1991 by classifications. The number of offenses in each classification as well as the value of the stolen property is shown.

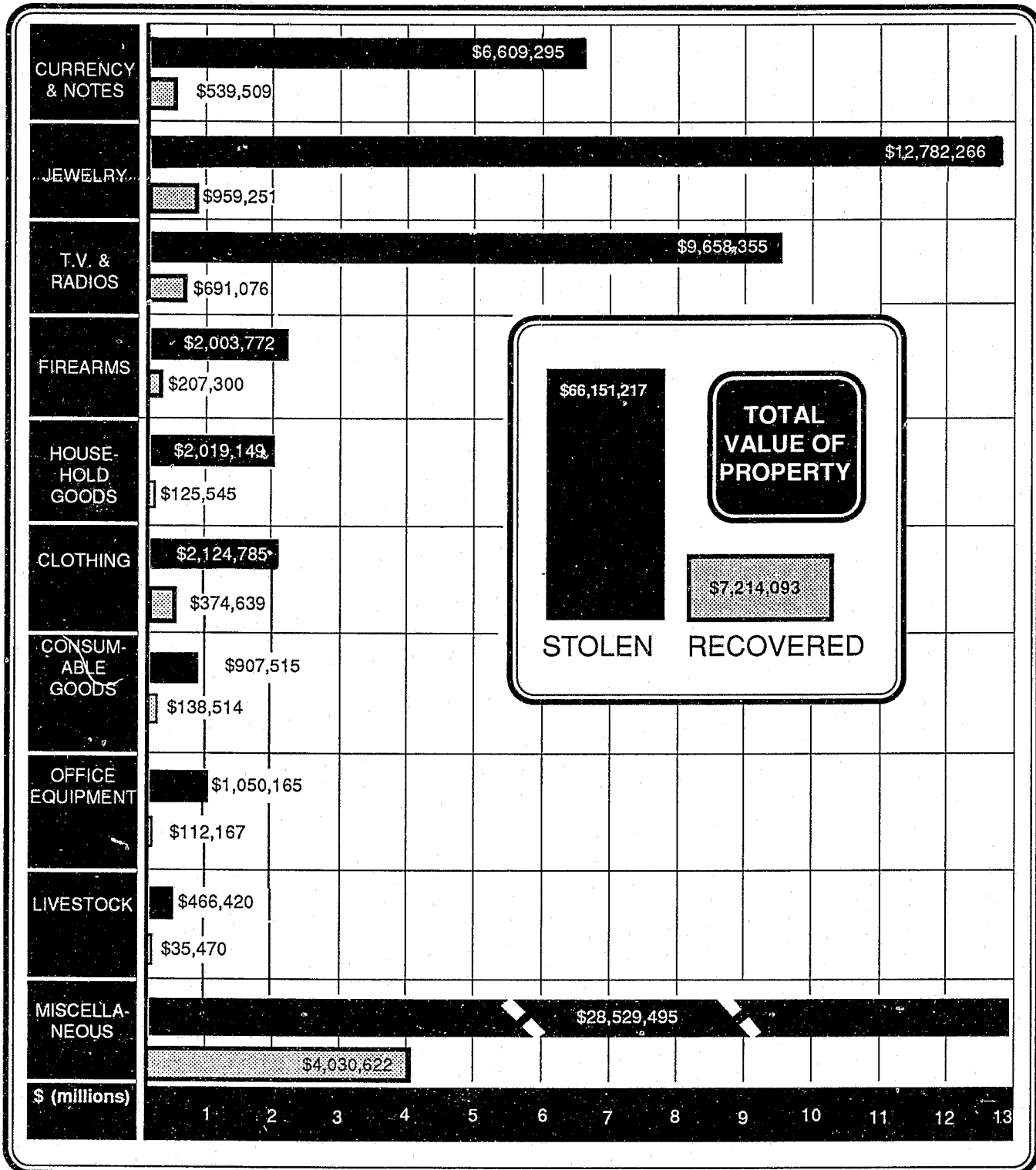
CLASSIFICATION	NUMBER OF OFFENSES	PERCENT OF DISTRIBUTION	TOTAL VALUE	AVERAGE VALUE
Pocket Picking	209	.29	\$ 71,581	\$ 342
Purse Snatching	624	.88	\$ 160,236	\$ 257
Shoplifting	12,022	16.92	\$ 935,483	\$ 78
From Autos	15,368	21.63	\$ 7,491,717	\$ 487
Auto Parts and Accessories	8,965	12.62	\$ 3,275,872	\$ 365
Bicycles	3,348	4.71	\$ 577,115	\$ 172
From Buildings	7,946	11.18	\$ 5,691,384	\$ 716
From Coin Operated Machines	656	.92	\$ 106,790	\$ 163
Livestock	236	.33	\$ 426,356	\$ 1,807
Farm Equipment	353	.50	\$ 1,065,300	\$ 3,018
All Other	21,327	30.02	\$ 14,571,987	\$ 683
TOTAL	71,054	100	\$34,373,821	\$ 484

The chart below shows the percentage of occurrence for major types of larceny.



VALUE OF PROPERTY STOLEN/RECOVERED

The estimated value of property reported stolen and recovered in Kentucky during 1991 is illustrated by the graph below. Motor vehicle values are not included in these figures.



AUTO THEFT


DEFINITION

Auto Theft includes all thefts and attempted thefts of motor vehicles. The taking of a vehicle for temporary use when prior authority has been granted would not be classified as auto theft.

NUMBER REPORTED	CLEARANCES	RATE
7,950	1,931	24%

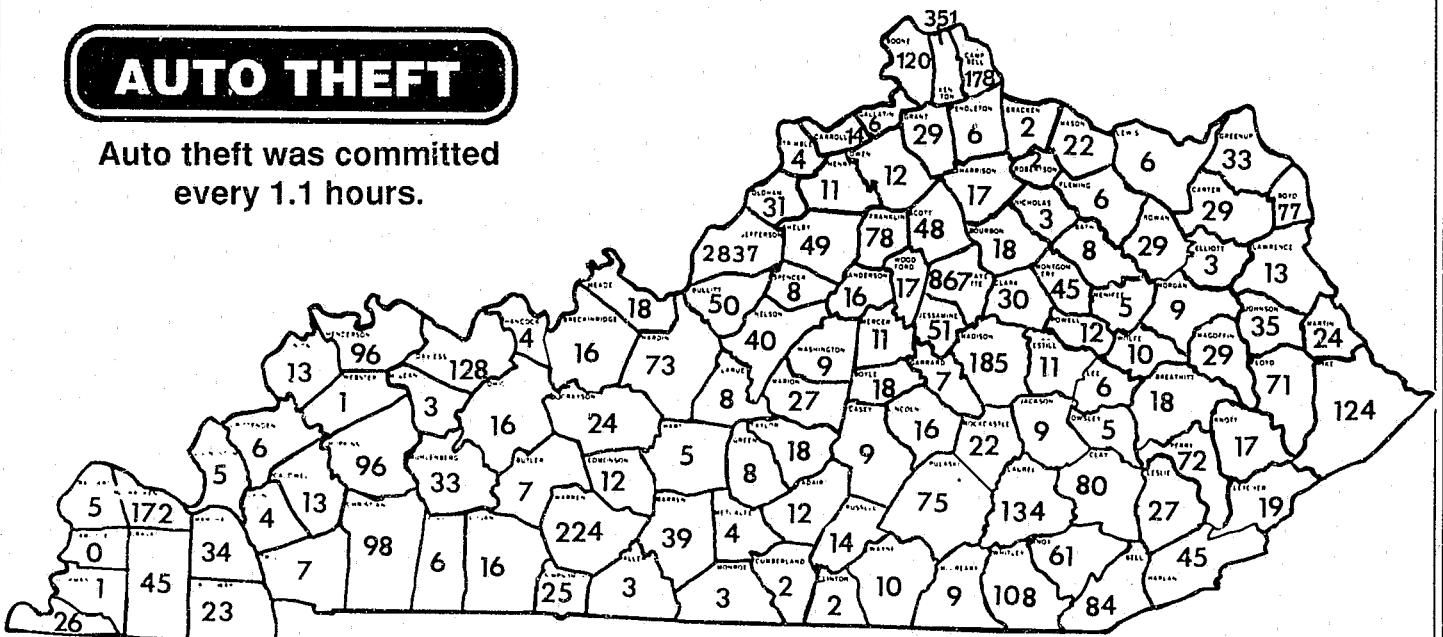
The theft of motor vehicles is a consistent occurrence in most Kentucky counties. Auto thefts reported for each county during 1991 are shown in the map below.

Farm equipment, construction equipment, etc. are not included in these figures.



AUTO THEFT

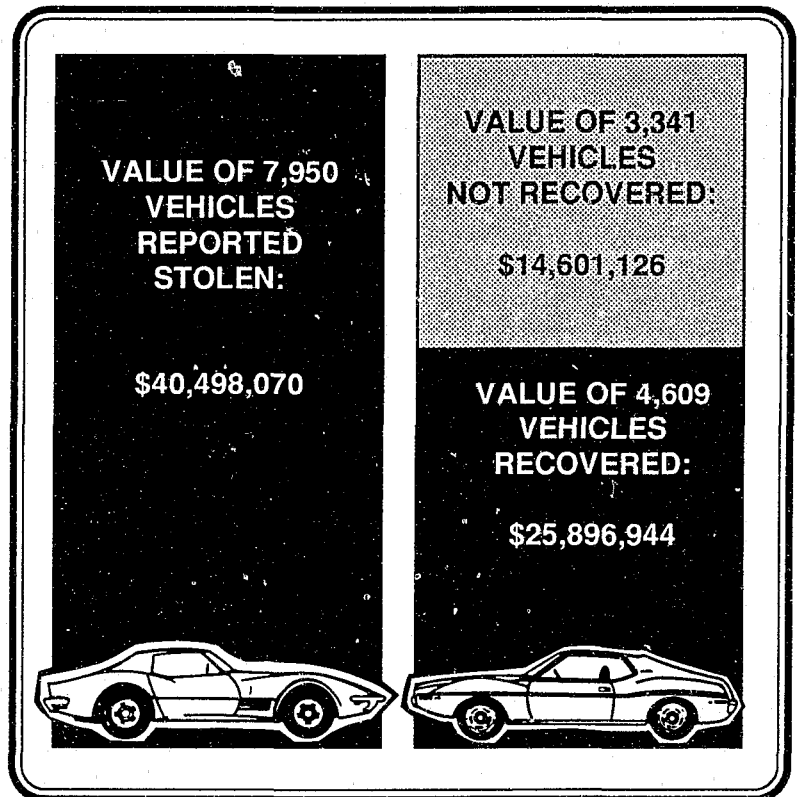
Auto theft was committed every 1.1 hours.



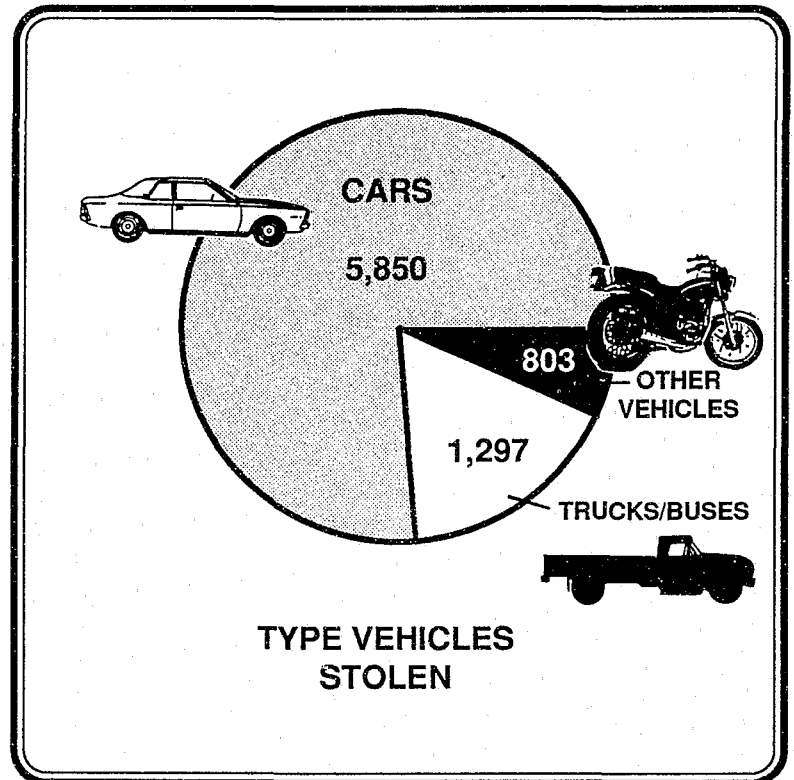
THE COST OF AUTO THEFT

The value of stolen vehicles as well as recovered and nonrecovered vehicles are shown in the chart at right.

Of the 7,950 vehicles stolen, 58% were recovered. These figures do not include vehicles stolen out of state and recovered in Kentucky.



A breakdown, by type of vehicles stolen, is shown in the right-hand chart. Cars include automobiles, taxi cabs, and other passenger vehicles. Other vehicles stolen include motorcycles, motor scooters, trailbikes, mopeds, etc.



ARSON

DEFINITION

Arson includes any willful or malicious burning or attempt to burn (with or without intent to defraud) a residence, public building, motor vehicle or aircraft, personal property of another, etc. Only fires determined to have been willfully or maliciously set are classified as arson.

NUMBER REPORTED	CLEARANCES	RATE
1,290	290	22%

The chart below shows the number of arsons by property classification, total arsons cleared, and the estimated value of property damage or destruction.

**Arson was committed every
6.8 hours.**



	PROPERTY CLASSIFICATION	NUMBER OF OFFENSES	TOTAL OFFENSES CLEARED	ESTIMATED VALUE OF PROPERTY DAMAGED
STRUCTURAL	Single Occupancy Residential (Houses, Townhouses, Duplexes, etc.)	544	103	\$ 6,215,738
	Other Residential (Apartments, Flats, Hotels, Motels, Dorms, etc.)	82	26	\$ 274,446
	Storage (Barns, Garages, Warehouses, etc.)	128	12	\$ 1,581,058
	Industrial/Manufacturing	5	1	\$ 100,000
	Other Commercial (Stores, Restaurants, Offices, etc.)	79	18	\$ 3,256,704
	Community/Public (Churches, Jails, Schools, Colleges, Hospitals, etc.)	62	29	\$ 833,784
	All Other Structures (Outbuildings, Monuments, Buildings under Construction, etc.)	22	4	\$ 25,505
	TOTAL STRUCTURE	922	193	\$12,287,235
MOBILE	Motor Vehicles (Autos, Trucks, Buses, Motorcycles, etc.)	246	46	\$ 584,859
	Other Mobile Property (Trailers, Recreational Vehicles, Airplanes, Boats, etc.)	33	4	\$ 822,754
	TOTAL MOBILE	279	50	\$ 1,407,613
	TOTAL OTHER (fences, etc.)	89	47	\$ 65,810
	GRAND TOTAL	1,290	290	\$13,760,658

KENTUCKY CRIME BY COUNTY/AGENCY

COUNTY CONTRIB. AGENCIES	Murder	Rape	Robbery	Aggravated Assault	Burglary	Larceny	Vehicle Theft	TOTAL CRIME
ADAIR	2	4	0	46	76	99	12	239
State Police	2	4	0	43	46	44	9	148
Sheriff	0	0	0	0	6	12	0	18
Columbia	0	0	0	3	24	43	3	73
ALLEN	2	2	1	21	34	42	3	105
State Police	2	1	0	13	13	19	1	49
Sheriff	0	0	0	0	4	0	0	4
Scottsville	0	1	1	8	17	23	2	52
ANDERSON	1	7	1	50	126	221	16	422
State Police	1	7	0	24	31	18	4	85
Sheriff	0	0	0	3	28	42	2	75
Lawrenceburg	0	0	1	23	52	151	9	236
Anderson Co. Patrol	0	0	0	0	15	10	1	26
BALLARD	0	4	0	14	24	43	5	90
State Police	0	0	0	7	7	3	0	17
Sheriff	0	4	0	7	17	40	5	73
BARREN	2	2	1	17	101	235	39	397
State Police	2	1	1	11	25	13	3	56
Sheriff	0	0	0	0	44	112	9	165
Glasgow	0	1	0	5	19	75	18	118
Cave City	0	0	0	0	13	35	7	55
Park City	0	0	0	1	0	0	2	3
BATH	0	4	1	15	44	47	8	119
State Police	0	4	1	10	28	30	4	77
Sheriff	0	0	0	0	11	9	0	20
Owingsville	0	0	0	5	5	8	4	22
BELL	6	7	4	68	334	723	84	1226
State Police	5	3	2	32	62	66	15	185
Sheriff	0	1	0	0	43	52	11	107
Middlesboro	1	3	2	34	212	563	52	867
Pineville	0	0	0	2	17	42	6	67
BOONE	1	18	35	152	429	1762	120	2517
State Police	0	0	1	2	10	8	1	22
Sheriff	0	5	1	47	39	140	13	245
Boone Co. P.D.	1	9	14	71	235	562	43	935
Walton	0	0	1	5	4	46	2	58
Florence	0	4	18	26	139	925	56	1168
Greater Cin. Airport	0	0	0	1	2	81	5	89
BOURBON	3	10	5	92	159	285	18	572
State Police	3	7	1	24	38	23	2	98
Sheriff	0	0	0	4	39	36	5	84
Paris	0	3	4	63	82	225	11	388
Millersburg	0	0	0	1	0	1	0	2
BOYD	1	17	27	77	397	928	77	1524
State Police	0	2	6	10	83	118	9	228
Sheriff	0	1	3	14	55	62	15	150

KENTUCKY CRIME BY COUNTY/AGENCY

COUNTY CONTRIB. AGENCIES	Murder	Rape	Robbery	Aggravated Assault	Burglary	Larceny	Vehicle Theft	TOTAL CRIME
BOYD (CONTD)								
Ashland	1	14	17	38	241	674	47	1032
Boyd Co. P.D.	0	0	0	1	0	2	1	4
Catlettsburg	0	0	1	14	18	72	5	110
BOYLE	1	9	3	124	218	493	18	866
State Police	0	3	0	4	6	5	1	19
Sheriff	1	0	0	5	33	57	4	100
Danville	0	6	3	110	173	420	12	724
Junction City	0	0	0	4	5	8	1	18
Perryville	0	0	0	1	1	3	0	5
BRACKEN	0	0	0	7	15	4	2	28
State Police	0	0	0	7	15	4	2	28
BREATHITT	4	8	1	50	56	82	18	219
State Police	4	8	1	45	48	64	14	184
Sheriff	0	0	0	0	1	3	1	5
Jackson	0	0	0	5	7	15	3	30
BRECKINRIDGE	2	0	1	10	49	75	16	153
State Police	2	0	1	10	33	22	3	71
Sheriff	0	0	0	0	5	39	10	54
Hardinsburg	0	0	0	0	2	2	0	4
Cloverport	0	0	0	0	8	2	2	12
Irvington	0	0	0	0	1	10	1	12
BULLITT	1	50	7	103	263	407	50	881
State Police	1	49	2	52	24	42	10	180
Sheriff	0	1	0	9	143	190	21	364
Shepherdsville	0	0	2	31	25	69	11	138
Mount Washington	0	0	0	7	20	36	5	68
Hillview	0	0	3	4	47	56	3	113
Pioneer Village	0	0	0	0	4	14	0	18
BUTLER	1	1	1	8	72	61	7	151
State Police	1	1	1	7	17	9	3	39
Sheriff	0	0	0	0	33	19	2	54
Morgantown	0	0	0	1	22	33	2	58
CALDWELL	0	1	1	51	70	176	13	312
State Police	0	1	0	6	12	11	0	30
Sheriff	0	0	0	0	10	16	2	28
Princeton	0	0	1	45	48	149	11	254
CALLOWAY	1	6	2	60	222	492	23	806
State Police	0	2	0	14	17	10	3	46
Sheriff	1	0	1	3	76	107	6	194
Murray	0	2	1	38	119	307	13	480
Murray State Univ.	0	2	0	5	10	68	1	86
CAMPBELL	3	30	58	301	705	1644	178	2919
State Police	1	2	0	1	0	4	0	8
Sheriff	0	0	0	0	0	0	0	0
Bellevue	0	4	5	26	67	155	6	263

KENTUCKY CRIME BY COUNTY/AGENCY

COUNTY CONTRIB. AGENCIES	Murder	Rape	Robbery	Aggravated Assault	Burglary	Larceny	Vehicle Theft	TOTAL CRIME
CAMPBELL (CONT'D)								
Campbell Co. P.D.	0	3	2	58	96	166	16	341
Dayton	0	5	1	5	29	23	6	69
Fort Thomas	1	0	0	14	464	152	6	219
Highland Heights	0	0	1	10	4	71	2	88
Newport	1	16	46	175	426	848	129	1641
Alexandria	0	0	2	4	17	61	5	89
Southgate	0	0	0	2	4	18	5	29
Cold Springs	0	0	1	6	9	27	3	46
Wilder	0	0	0	0	1	1	0	2
Northern Ky. Univ.	0	0	0	0	6	118	0	124
CARLISLE	0	0	1	4	5	15	0	25
State Police	0	0	1	4	4	7	0	16
Sheriff	0	0	0	0	1	8	0	9
CARROLL	1	1	4	75	86	125	14	306
State Police	1	1	2	15	41	34	5	99
Sheriff	0	0	0	2	5	23	1	31
Carrollton	0	0	2	58	40	68	8	176
CARTER	0	3	1	32	103	124	29	292
State Police	0	3	1	23	75	64	12	178
Sheriff	0	0	0	0	2	12	1	15
Grayson	0	0	0	9	20	36	14	79
Olive Hill	0	0	0	0	6	12	2	20
CASEY	2	6	0	16	56	48	9	137
State Police	2	5	0	9	40	21	7	84
Sheriff	0	0	0	6	15	21	1	43
Liberty	0	1	0	1	1	6	1	10
CHRISTIAN	5	15	47	320	677	1449	98	2611
State Police	1	0	0	11	5	8	5	30
Sheriff	1	4	10	73	171	163	31	453
Hopkinsville	3	8	36	184	425	1039	50	1745
Christian Co. P.D.	0	2	1	28	10	32	1	74
Oak Grove	0	1	0	23	66	207	11	308
Pennyrite Narcotics	0	0	0	1	0	0	0	1
CLARK	1	8	10	81	185	582	30	897
State Police	0	5	0	7	14	18	5	49
Sheriff	0	1	2	7	82	141	7	240
Winchester	1	2	8	67	89	423	18	608
CLAY	11	3	10	103	100	75	80	382
State Police	11	3	10	97	65	43	41	270
Sheriff	0	0	0	2	15	13	14	44
Manchester	0	0	0	4	20	19	25	68
CLINTON	0	0	1	10	36	29	2	78
State Police	0	0	0	6	14	12	1	33
Sheriff	0	0	0	0	18	8	0	26
Albany	0	0	1	4	4	9	1	19

KENTUCKY CRIME BY COUNTY/AGENCY

COUNTY CONTRIB. AGENCIES	Murder	Rape	Robbery	Aggravated Assault	Burglary	Larceny	Vehicle Theft	TOTAL CRIME
CRITTENDEN	0	1	0	16	19	71	6	113
State Police	0	0	0	4	2	39	1	46
Sheriff	0	1	0	0	12	8	4	25
Marion	0	0	0	12	5	24	1	42
CUMBERLAND	1	0	0	5	25	19	2	52
State Police	1	0	0	5	14	9	0	29
Sheriff	0	0	0	0	11	8	0	19
Burkesville	0	0	0	0	0	2	2	4
DAVIESS	3	27	45	128	714	2229	128	3274
State Police	0	1	1	35	69	89	8	203
Sheriff	1	0	7	36	89	214	12	359
Owensboro	2	26	37	57	556	1926	108	2712
EDMONSON	0	3	1	21	88	64	12	189
State Police	0	3	1	20	57	22	6	109
Sheriff	0	0	0	0	26	36	6	68
Brownsville	0	0	0	1	5	6	0	12
ELLIOTT	0	0	1	18	37	21	3	80
State Police	0	0	1	18	37	21	3	80
ESTILL	1	4	3	18	45	80	11	162
State Police	0	4	2	17	17	10	7	57
Sheriff	0	0	1	1	8	15	4	29
Irvine	1	0	0	0	16	43	0	60
Ravenna	0	0	0	0	4	12	0	16
FAYETTE	13	167	458	1199	3324	11357	867	17385
State Police	0	2	0	0	0	4	1	7
Lexington	13	164	453	1172	3211	10075	848	15831
U. of K. P.D.	0	1	3	17	65	892	16	994
Ky. Horse Park	0	0	0	1	0	6	0	7
Fayette Co. Schools	0	0	2	9	48	376	2	437
Bluegrass Airport	0	0	0	0	0	4	0	4
FLEMING	0	1	1	17	27	52	6	104
State Police	0	1	0	3	15	13	4	36
Sheriff	0	0	0	6	3	6	1	16
Flemingsburg	0	0	1	8	9	33	1	52
FLOYD	4	14	1	107	172	337	71	706
State Police	4	13	1	90	148	240	47	543
Sheriff	0	0	0	10	12	34	10	66
Prestonsburg	0	1	0	7	12	63	14	97
FRANKLIN	3	12	37	251	389	1140	78	1910
State Police	2	5	8	88	114	189	16	422
Sheriff	0	0	0	3	16	51	1	71
Frankfort	1	7	29	160	258	897	61	1413
Ky. State Univ.	0	0	0	0	1	3	0	4
FULTON	1	1	3	19	70	159	26	279
State Police	1	1	1	1	1	0	0	5
Sheriff	0	0	0	0	18	11	1	30

KENTUCKY CRIME BY COUNTY/AGENCY

COUNTY CONTRIB. AGENCIES	Murder	Rape	Robbery	Aggravated Assault	Burglary	Larceny	Vehicle Theft	TOTAL CRIME
FULTON (CONT'D)								
Fulton	0	0	2	13	37	119	23	194
Hickman	0	0	0	5	14	29	2	50
GALLATIN	1	1	1	16	67	51	6	143
State Police	1	1	1	13	57	30	5	108
Sheriff	0	0	0	1	1	2	0	4
Warsaw	0	0	0	2	9	19	1	31
GARRARD	0	3	1	17	98	83	7	209
State Police	0	1	0	10	38	24	3	76
Sheriff	0	0	0	1	49	41	2	93
Lancaster	0	2	1	6	11	18	2	40
GRANT	0	0	1	37	121	185	29	373
State Police	0	0	1	37	101	143	27	309
Sheriff	0	0	0	0	12	25	0	37
Williamstown	0	0	0	0	8	17	2	27
GRAVES	1	9	10	135	218	378	45	796
State Police	0	5	1	41	41	52	14	154
Sheriff	0	0	0	4	66	65	3	138
Mayfield	1	4	9	90	108	257	28	497
Wingo	0	0	0	0	3	4	0	7
GRAYSON	3	2	0	17	164	164	24	374
State Police	1	2	0	9	51	18	4	85
Sheriff	1	0	0	1	61	51	12	126
Leitchfield	1	0	0	7	48	93	8	157
Caneyville	0	0	0	0	4	2	0	6
GREEN	0	1	4	11	35	34	3	93
State Police	0	1	3	11	25	13	2	55
Sheriff	0	0	0	0	7	3	1	11
Greensburg	0	0	1	0	3	18	5	27
GREENUP	0	1	24	39	171	262	33	530
State Police	0	0	21	20	40	26	4	111
Sheriff	0	1	2	4	88	41	8	144
Bellefonte	0	0	0	0	2	2	0	4
Flatwoods	0	0	0	3	14	48	8	73
Greenup	0	0	0	2	2	6	0	10
Raceland	0	0	1	4	4	17	2	28
Russell	0	0	0	5	20	121	11	157
South Shore	0	0	0	1	0	0	0	1
Worthington	0	0	0	0	0	1	0	1
Wurtland	0	0	0	0	1	0	0	1
HANCOCK	0	0	0	3	20	27	4	54
State Police	0	0	0	2	5	5	0	12
Sheriff	0	0	0	1	8	20	4	33
Lewisport	0	0	0	0	7	2	0	9
HARDIN	1	38	17	203	446	1387	73	2165
State Police	0	19	1	50	69	63	14	216

KENTUCKY CRIME BY COUNTY/AGENCY

COUNTY CONTRIB. AGENCIES	Murder	Rape	Robbery	Aggravated Assault	Burglary	Larceny	Vehicle Theft	TOTAL CRIME
HARDIN (CONT'D)								
Sheriff	0	0	0	0	23	24	4	51
Elizabethtown	0	7	7	125	166	706	24	1035
Radcliff	1	11	9	25	169	541	30	786
Vine Grove	0	1	0	3	16	43	1	64
West Point	0	0	0	0	3	10	0	13
HARLAN	5	11	8	101	175	240	45	585
State Police	5	10	5	97	117	156	40	430
Sheriff	0	0	0	0	0	2	1	3
Cumberland	0	1	2	3	26	32	2	66
Harlan	0	0	0	0	17	38	1	56
Evarts	0	0	0	1	5	9	1	16
Benham	0	0	1	0	1	0	0	2
Lynch	0	0	0	0	9	3	0	12
HARRISON	0	5	1	24	69	103	17	219
State Police	0	5	0	7	20	6	5	43
Sheriff	0	0	0	0	20	30	2	52
Cynthiana	0	0	1	17	29	67	10	124
HART	2	3	0	22	76	118	5	226
State Police	2	2	0	22	41	34	1	102
Sheriff	0	1	0	0	34	78	4	117
Munfordville	0	0	0	0	1	6	0	7
HENDERSON	2	11	33	542	462	1785	96	2931
State Police	2	5	0	53	31	44	8	143
Sheriff	0	1	1	15	89	189	11	306
Henderson	0	5	32	474	342	1552	77	2482
HENRY	0	1	2	13	44	31	11	102
State Police	0	0	2	9	21	12	1	45
Sheriff	0	1	0	1	18	7	5	32
New Castle	0	0	0	1	0	4	1	6
Eminence	0	0	0	2	5	7	4	18
Campbellsburg	0	0	0	0	0	1	0	1
HICKMAN	1	1	0	4	18	22	1	47
State Police	1	0	0	3	4	3	0	11
Sheriff	0	1	0	1	14	19	1	36
HOPKINS	2	14	15	161	380	1200	96	1868
State Police	1	5	2	24	55	73	16	176
Sheriff	0	1	2	3	86	113	6	211
Madisonville	1	8	11	132	213	956	70	1391
Dawson Springs	0	0	0	2	26	58	4	90
JACKSON	2	4	2	13	51	13	9	94
State Police	2	4	2	13	49	8	5	83
Sheriff	0	0	0	0	2	5	4	11
JEFFERSON	58	262	1622	1289	7752	18640	2837	32460
State Police	0	0	0	1	1	5	5	12
Jefferson Co. P.D.	15	90	296	353	2138	7585	929	11406

KENTUCKY CRIME BY COUNTY/AGENCY

COUNTY CONTRIB. AGENCIES	Murder	Rape	Robbery	Aggravated Assault	Burglary	Larceny	Vehicle Theft	TOTAL CRIME
JEFFERSON (CONT'D)								
Louisville	43	157	1246	799	5007	8446	1730	17428
St. Matthews	0	3	17	46	151	599	38	854
Shively	0	5	40	43	199	305	78	670
Anchorage	0	0	0	3	17	42	0	62
West Buechel	0	1	6	7	17	373	17	421
Jeffersontown	0	2	9	22	72	544	25	674
St. Regis	0	0	0	0	2	76	0	78
Plantation City	0	0	0	0	0	2	0	2
Indian Hills	0	0	0	0	8	21	2	31
Northfield	0	0	0	0	1	2	0	3
U. of L. Security	0	4	6	12	30	417	6	475
Prospect	0	0	0	0	13	53	0	66
Jefferson Comm. Col.	0	0	2	1	0	19	1	23
Devondale	0	0	0	1	16	15	0	32
Fairground Security	0	0	0	1	5	91	6	103
Jeff. Co. Bd. of Ed.	0	0	0	0	75	45	0	120
JESSAMINE	1	4	12	117	236	629	51	1050
State Police	0	3	5	7	32	20	4	71
Sheriff	0	0	3	8	88	162	22	283
Nicholasville	1	0	4	98	102	405	23	633
Wilmore	0	1	0	4	14	42	2	63
JOHNSON	4	4	1	24	70	152	35	290
State Police	4	4	0	16	49	56	14	143
Paintsville	0	0	1	8	21	96	21	147
KENTON	2	51	188	969	1724	3656	351	6941
State Police	0	1	0	1	3	8	4	17
Covington	2	31	167	744	1242	2099	241	4526
Elsmere	0	2	1	10	35	81	8	137
Erlanger	0	4	4	121	97	479	25	730
Fort Wright	0	1	3	2	16	52	8	82
Kenton Co. P.D.	0	4	3	56	122	174	20	379
Park Hills	0	1	0	1	29	42	1	74
Ludlow	0	2	1	3	15	32	2	55
Dixie Police Auth.	0	0	2	3	21	71	7	104
Lakeside Pk/Crestview Hl.	0	2	2	4	13	141	2	164
Taylor Mill	0	1	0	7	17	37	5	67
Villa Hills	0	0	0	1	15	57	1	74
Fort Mitchell	0	1	2	7	17	116	8	151
Bromley	0	0	0	0	2	0	3	5
Edgewood	0	0	2	3	23	116	6	150
Independence	0	1	1	6	57	151	10	226
KNOTT	6	3	0	41	49	54	17	170
State Police	6	3	0	41	47	53	17	167
Sheriff	0	0	0	0	1	0	0	1
Hindman	0	0	0	0	0	1	0	1

KENTUCKY CRIME BY COUNTY/AGENCY

COUNTY CONTRIB. AGENCIES	Murder	Rape	Robbery	Aggravated Assault	Burglary	Larceny	Vehicle Theft	TOTAL CRIME
KNOTT (CONT'D)								
Pippa Passes	0	0	0	0	1	0	0	1
KNOX	1	7	5	36	177	153	61	440
State Police	1	6	4	31	154	102	49	347
Sheriff	0	1	0	0	2	17	2	22
Barbourville	0	0	1	5	21	34	10	71
LARUE	0	1	0	16	43	72	8	140
State Police	0	1	0	8	15	13	2	39
Sheriff	0	0	0	6	17	41	5	69
Hodgenville	0	0	0	2	11	18	1	32
LAUREL	14	7	11	92	307	379	134	944
State Police	9	5	4	56	131	135	66	406
Sheriff	4	2	6	21	133	150	26	342
London	1	0	1	15	43	94	42	196
LAWRENCE	1	3	0	15	46	41	13	119
State Police	1	3	0	1	12	16	4	37
Sheriff	0	0	0	6	28	14	3	51
Louisa	0	0	0	8	6	11	6	31
LEE	3	0	0	19	21	8	6	57
State Police	3	0	0	19	12	5	1	40
Sheriff	0	0	0	0	8	1	3	12
Beattyville	0	0	0	0	1	2	2	5
LESLIE	2	1	3	31	49	39	27	152
State Police	2	1	3	31	49	39	27	152
LETCHER	1	2	2	26	69	126	19	245
State Police	1	2	2	19	52	53	10	139
Sheriff	0	0	0	0	9	24	2	35
Whitesburg	0	0	0	5	1	34	4	44
Jenkins	0	0	0	0	2	13	2	17
Fleming-Neon	0	0	0	2	5	2	1	10
LEWIS	0	6	1	23	50	35	6	121
State Police	0	6	1	21	42	27	6	103
Sheriff	0	0	0	0	2	1	0	3
Vanceburg	0	0	0	2	6	7	0	15
LINCOLN	1	1	6	30	68	108	16	230
State Police	1	1	3	19	14	7	3	48
Sheriff	0	0	1	4	41	65	5	116
Stanford	0	0	2	7	13	36	8	66
LIVINGSTON	2	0	0	12	42	81	5	142
State Police	2	0	0	10	6	17	2	37
Sheriff	0	0	0	2	36	64	3	105
LOGAN	0	3	9	88	155	268	16	539
State Police	0	1	1	32	14	23	2	73
Sheriff	0	0	2	6	86	81	4	179
Russellville	0	1	6	49	53	155	10	274
Auburn	0	0	0	0	2	7	0	9

KENTUCKY CRIME BY COUNTY/AGENCY

COUNTY CONTRIB. AGENCIES	Murder	Rape	Robbery	Aggravated Assault	Burglary	Larceny	Vehicle Theft	TOTAL CRIME
LOGAN (CONT'D)								
Adairville	0	1	0	1	0	2	0	4
LYON	0	1	0	33	19	55	4	112
State Police	0	1	0	25	12	43	2	83
Sheriff	0	0	0	0	0	1	0	1
Lyon County P.D.	0	0	0	8	7	11	2	28
McCRACKEN	6	14	64	614	705	2328	172	3903
State Police	1	0	0	25	11	51	8	96
Sheriff	1	3	4	164	178	375	40	765
Paducah	4	11	60	425	516	1901	124	3041
Lone Oak	0	0	0	0	0	1	0	1
McCREARY	1	18	2	16	65	30	9	141
State Police	1	17	0	14	47	19	1	99
Sheriff	0	1	2	2	18	11	8	42
McLEAN	0	1	1	11	20	14	3	50
State Police	0	1	1	10	20	13	3	48
Sheriff	0	0	0	1	0	1	0	2
MADISON	5	19	21	295	471	1290	185	2286
State Police	3	6	0	89	149	130	43	420
Sheriff	0	0	0	6	32	75	7	120
Berea	0	3	1	12	57	195	18	286
Richmond	2	9	20	173	225	607	105	1141
E.K.U. Security	0	1	0	15	8	283	12	319
MAGOFFIN	2	2	1	34	58	62	29	188
State Police	2	2	1	34	52	48	23	162
Sheriff	0	0	0	0	6	14	6	26
MARION	2	6	6	72	133	226	27	472
State Police	2	4	0	26	57	29	10	128
Sheriff	0	0	0	2	16	47	2	67
Lebanon	0	2	6	44	60	150	15	277
MARSHALL	0	8	1	36	121	306	34	506
State Police	0	3	0	19	17	24	2	65
Sheriff	0	2	0	9	72	171	18	272
Benton	0	2	1	5	28	74	7	117
Calvert City	0	1	0	3	4	37	7	52
MARTIN	0	7	3	22	77	57	24	190
State Police	0	7	3	22	77	47	22	178
Sheriff	0	0	0	0	0	10	2	12
MASON	1	5	3	138	83	265	22	517
State Police	1	0	0	0	1	2	0	4
Sheriff	0	1	1	1	11	21	2	37
Maysville	0	4	2	137	71	242	20	476
MEADE	2	3	4	13	47	75	18	162
State Police	2	3	1	10	19	10	8	53
Sheriff	0	0	0	1	16	16	7	40
Brandenburg	0	0	2	0	6	28	3	39

KENTUCKY CRIME BY COUNTY/AGENCY

COUNTY CONTRIB. AGENCIES	Murder	Rape	Robbery	Aggravated Assault	Burglary	Larceny	Vehicle Theft	TOTAL CRIME
MEADE (CONT'D)								
Muldraugh	0	0	1	2	6	21	0	30
MENIFEE	2	0	1	23	31	19	5	81
State Police	2	0	1	23	31	19	5	81
MERCER	5	4	1	45	110	121	11	297
State Police	0	2	1	16	42	19	1	81
Sheriff	0	0	0	0	17	2	1	20
Harrodsburg	5	2	0	29	51	100	9	196
METCALFE	1	4	1	18	39	26	4	93
State Police	1	3	1	17	26	8	2	58
Sheriff	0	0	0	1	13	12	2	28
Edmonton	0	1	0	0	0	6	0	7
MONROE	0	1	1	16	18	15	3	54
State Police	0	1	0	14	17	10	1	43
Tompkinsville	0	0	1	2	1	5	2	11
MONTGOMERY	1	6	2	38	120	274	45	486
State Police	1	2	1	7	23	21	9	64
Sheriff	0	0	1	1	37	37	20	96
Mount Sterling	0	4	0	30	60	216	16	326
MORGAN	0	4	0	55	39	48	9	155
State Police	0	4	0	53	38	42	7	144
West Liberty	0	0	0	2	1	6	2	11
MUHLENBERG	0	21	9	74	144	195	33	476
State Police	0	16	5	39	56	48	12	176
Sheriff	0	1	1	5	52	39	4	102
Greenville	0	0	1	6	11	21	2	41
Central City	0	4	2	24	25	86	14	155
Powderly	0	0	0	0	0	1	1	2
NELSON	1	9	6	58	190	470	40	774
State Police	1	4	1	17	32	14	7	76
Sheriff	0	1	0	1	28	95	12	137
Bardstown	0	2	4	30	77	315	14	442
Bloomfield	0	0	0	1	3	5	0	9
Nelson County P.D.	0	2	1	9	50	41	7	110
NICHOLAS	0	0	0	8	14	25	3	50
State Police	0	0	0	6	11	7	2	26
Carlisle	0	0	0	2	3	18	1	24
OHIO	0	7	4	43	96	173	16	339
State Police	0	6	4	34	50	57	7	158
Sheriff	0	1	0	6	35	78	7	127
Centertown	0	0	0	0	0	1	0	1
Fordsville	0	0	0	0	0	2	0	2
Hartford	0	0	0	3	11	35	2	51
OLDHAM	1	12	7	72	221	447	31	791
State Police	1	8	2	6	31	61	4	113
Sheriff	0	0	0	7	7	23	0	37

KENTUCKY CRIME BY COUNTY/AGENCY

COUNTY CONTRIB. AGENCIES	Murder	Rape	Robbery	Aggravated Assault	Burglary	Larceny	Vehicle Theft	TOTAL CRIME
OLDHAM (CONTD)								
LaGrange	0	2	3	30	47	128	10	220
Pewee Valley	0	0	0	0	1	3	0	4
Oldham Co. P.D.	0	2	2	29	135	232	17	417
OWEN	0	8	2	39	74	31	12	166
State Police	0	3	1	17	32	12	6	71
Sheriff	0	0	0	1	29	13	3	46
Owenton	0	5	1	21	13	6	3	49
OWSLEY	4	1	0	8	17	10	5	45
State Police	4	1	0	8	15	8	5	41
Sheriff	0	0	0	0	2	2	0	4
PENDLETON	0	5	3	26	26	26	6	92
State Police	0	4	3	25	19	12	3	66
Falmouth	0	1	0	1	7	14	3	26
PERRY	5	29	6	134	141	346	72	733
State Police	5	28	4	117	114	152	51	471
Hazard	0	1	2	17	27	194	21	262
PIKE	6	17	14	292	335	730	124	1518
State Police	5	14	12	154	257	511	75	1028
Sheriff	0	0	0	5	16	35	10	66
Pikeville	1	3	2	133	62	184	39	424
POWELL	2	3	3	20	64	41	12	145
State Police	2	2	2	17	51	31	8	113
Sheriff	0	0	0	0	3	2	0	5
Stanton	0	1	1	3	10	8	4	27
PULASKI	2	13	5	65	315	842	75	1317
State Police	0	7	0	5	37	90	8	147
Sheriff	2	3	0	15	189	274	27	510
Somerset	0	3	5	44	84	474	35	645
Burnside	0	0	0	1	5	4	5	15
ROBERTSON	0	0	0	0	2	2	2	6
State Police	0	0	0	0	2	1	2	5
Sheriff	0	0	0	0	0	1	0	1
ROCKCASTLE	1	2	1	22	72	76	22	196
State Police	0	2	0	16	16	16	6	56
Sheriff	0	0	1	1	36	35	9	82
Mount Vernon	1	0	0	5	19	25	7	57
Brodhead	0	0	0	0	1	0	0	1
ROWAN	0	9	7	95	169	446	29	755
State Police	0	4	1	64	80	159	15	323
Morehead	0	1	2	25	25	131	12	196
Morehead St. Univ.	0	4	4	6	64	156	2	236
RUSSELL	1	626	5	37	63	96	14	842
State Police	1	626	1	30	25	25	8	716
Sheriff	0	0	1	4	23	36	1	65
Jamestown	0	0	3	2	3	15	1	24

KENTUCKY CRIME BY COUNTY/AGENCY

COUNTY CONTRIB. AGENCIES	Murder	Rape	Robbery	Aggravated Assault	Burglary	Larceny	Vehicle Theft	TOTAL CRIME
RUSSELL (CONT'D)								
Russell Springs	0	0	0	1	12	20	4	37
SCOTT	3	16	19	188	193	709	48	1176
State Police	0	5	0	5	6	5	2	23
Sheriff	1	2	6	22	70	176	15	292
Georgetown	2	9	13	161	117	528	31	861
SHELBY	1	69	5	103	166	442	49	835
State Police	1	68	0	51	48	83	15	266
Sheriff	0	0	1	18	43	142	6	210
Shelbyville	0	1	4	34	75	217	28	359
SIMPSON	1	9	12	38	87	223	25	395
State Police	0	7	3	4	7	6	1	28
Sheriff	0	0	3	0	40	38	7	88
Franklin	1	2	6	34	40	179	17	279
SPENCER	0	9	1	10	40	26	8	94
State Police	0	9	1	10	39	23	5	87
Taylorsville	0	0	0	0	1	3	3	7
TAYLOR	2	0	5	22	137	205	18	389
State Police	1	0	0	9	40	19	7	76
Sheriff	0	0	0	4	26	56	4	90
Campbellsville	1	0	5	9	71	130	7	223
TODD	0	0	1	7	46	40	6	100
State Police	0	0	1	3	25	8	1	38
Sheriff	0	0	0	0	1	3	3	7
Elkton	0	0	0	3	7	20	0	30
Guthrie	0	0	0	1	13	9	2	25
TRIGG	0	4	0	24	54	136	7	225
State Police	0	3	0	7	14	19	3	46
Sheriff	0	1	0	10	32	73	2	118
Cadiz	0	0	0	4	8	38	2	52
Land Btwn the Lakes	0	0	0	3	0	6	0	9
TRIMBLE	0	0	0	8	26	14	4	52
State Police	0	0	0	7	14	3	3	27
Sheriff	0	0	0	1	12	11	1	25
UNION	2	9	8	170	110	247	13	559
State Police	2	7	3	60	40	61	2	175
Sheriff	0	0	0	2	16	50	4	72
Morganfield	0	2	4	103	35	89	3	236
Sturgis	0	0	1	5	17	45	3	71
Uniontown	0	0	0	0	2	2	1	5
WARREN	5	36	69	477	1082	2691	224	4584
State Police	2	13	6	173	229	182	41	646
Sheriff	0	0	1	0	64	82	5	152
Bowling Green	3	23	61	298	783	2168	174	3510
Western Ky. Univ.	0	0	1	6	6	259	4	276

KENTUCKY CRIME BY COUNTY/AGENCY

COUNTY CONTRIB. AGENCIES	Murder	Rape	Robbery	Aggravated Assault	Burglary	Larceny	Vehicle Theft	TOTAL CRIME
WASHINGTON	1	4	2	14	73	96	9	199
State Police	1	4	0	8	17	9	3	42
Sheriff	0	0	0	2	31	55	1	89
Springfield	0	0	2	4	25	32	5	68
WAYNE	3	1	6	15	56	90	10	181
State Police	1	0	0	1	14	8	1	25
Sheriff	1	0	1	2	12	15	3	34
Monticello	1	1	5	12	30	67	6	122
WEBSTER	0	0	1	7	13	18	1	40
State Police	0	0	1	7	13	8	1	30
Sheriff	0	0	0	0	0	10	0	10
WHITLEY	3	8	9	45	195	145	108	513
State Police	3	8	3	37	91	48	31	221
Sheriff	0	0	0	1	25	34	4	64
Corbin	0	0	1	1	37	36	58	133
Williamsburg	0	0	5	6	42	27	15	95
WOLFE	2	1	0	28	62	61	10	164
State Police	2	1	0	28	56	57	10	154
Sheriff	0	0	0	0	6	4	0	10
WOODFORD	0	3	3	89	155	268	17	535
State Police	0	2	1	1	1	1	0	6
Sheriff	0	0	0	0	11	18	0	29
Versailles	0	0	1	53	66	149	12	281
Woodford Co. P.D.	0	1	1	35	77	100	5	219
Park Security	0	0	0	8	19	123	2	152
Other Statewide Agencies	0	0	0	10	0	34	1	45
TOTAL	267	1940	3077	11627	29638	71054	7950	125553



STATE ARREST DATA

STATE ARREST DATA

PART I CRIMES	ARRESTS	% OF TOTAL
Murder & Non-Negligent Manslaughter	374	.13
Forcible Rape	1,301	.47
Robbery	1,401	.50
Aggravated Assault	11,632	4.16
Burglary	5,924	2.12
Larceny-Theft	18,592	6.65
Auto Theft	1,689	.60
Sub Total for Above Offenses	40,913	14.63

Total arrest figures for 1991 show an increase of 6,991 arrests over 1990 - a 2.56% increase. Arrests for Part I offenses account for the largest portion of this increase, with an additional 6,082 arrests made.

Arrests reflect an increase in all Part I categories except murder.

PART II CRIMES	ARRESTS	% OF TOTAL
Manslaughter by Negligence	47	.02
Other Assaults	12,243	4.38
Arson	375	.13
Forgery & Counterfeiting	3,764	1.35
Fraud	26,337	9.42
Embezzlement	733	.26
Stolen Property: Buying, Receiving, Possession	4,385	1.57
Vandalism	5,327	1.90
Weapons: Carrying, Possession, Etc.	3,259	1.17
Prostitution & Commercialized Vice	599	.21
Sex Offenses (Except Forcible Rape & Prostitution)	2,745	.98
Narcotic Drug Laws	17,564	6.28
Gambling	269	.10
Offenses Against Family & Children	4,348	1.55
Driving Under the Influence	44,490	15.91
Liquor Laws	5,194	1.86
Drunkenness	52,264	18.69
Disorderly Conduct	17,920	6.41
All Other Offenses (Except Traffic)	36,482	13.04
Curfew & Loitering Laws	199	.07
Runaways	201	.07
Sub Total for Above Offenses	238,745	85.37

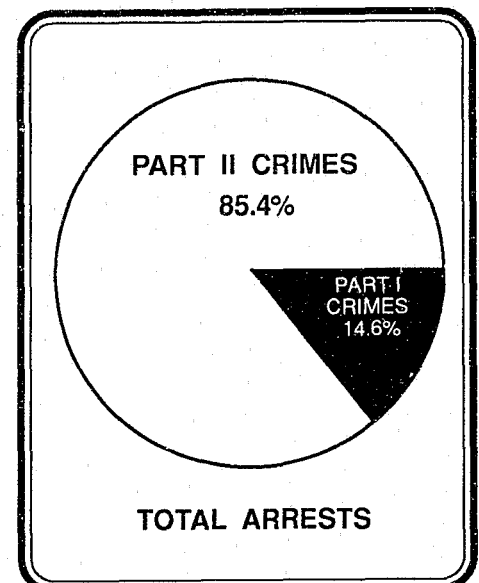
There was a 3% decrease in the number of DUI arrests. Drug arrests increased by 10.5%.

It should be noted that one offender was charged with 620 counts of rape, which accounts for the large percentage increase in that category.

It must be noted that arrest data for non-computerized agencies are derived solely from the court copy, with the exception of DUI arrests, which are reported directly to the KSP Records Section.

A comparison of Part I and Part II arrest data is shown in the pie chart below.

STATE ARREST TOTAL	279,658
---------------------------	----------------



TOTAL ARRESTS BY AGE - JUVENILE

PART I CRIMES	10 And Under	11- 12	13- 14	15	16	17	TOTAL Under 18
Murder & Non-Negligent Manslaughter	1	0	2	3	6	14	26
Forcible Rape	1	4	11	14	12	20	62
Robbery	3	7	46	58	81	96	291
Aggravated Assault	30	38	144	121	156	260	749
Burglary	56	152	452	348	400	365	1,773
Larceny-Theft	230	626	1,450	872	974	991	5,143
Auto Theft	6	23	149	147	149	102	576
Sub Total for Above Offenses	327	850	2,254	1,563	1,778	1,848	8,620

PART II CRIMES	10 And Under	11- 12	13- 14	15	16	17	TOTAL Under 18
Manslaughter by Negligence	0	0	0	1	1	2	4
Other Assaults	17	41	98	82	110	117	465
Arson	10	10	31	31	25	19	126
Forgery & Counterfeiting	2	11	19	18	115	142	307
Fraud	8	17	20	11	75	73	204
Embezzlement	0	3	3	2	3	2	13
Stolen Property: Buying, Receiving, Possession	12	48	255	241	272	260	1,088
Vandalism	73	99	230	132	356	363	1,253
Weapons: Carrying, Possession, Etc.	3	3	39	36	61	83	225
Prostitution & Commercialized Vice	0	0	1	1	1	5	8
Sex Offenses (Except Forcible Rape & Prostitution)	24	6	33	22	47	47	179
Narcotic Drug Laws	2	5	57	79	160	302	605
Gambling	0	0	0	0	2	3	5
Offenses Against Family	1	0	3	6	9	12	31
Driving Under the Influence	10	2	12	31	214	446	715
Liquor Laws	2	6	64	108	256	537	973
Drunkenness	15	4	111	152	320	521	1,123
Disorderly Conduct	36	68	274	232	330	478	1,418
All Other Offenses (Except Traffic)	49	115	476	404	529	613	2,186
Curfew & Loitering Laws	3	17	43	29	37	24	153
Runaways	3	16	62	40	49	30	200
Sub Total for Above Offenses	270	471	1,831	1,658	2,972	4,079	11,281

GRAND TOTAL	597	1321	4,085	3,221	4,750	5,927	19,901
--------------------	------------	-------------	--------------	--------------	--------------	--------------	---------------



A comparison of Part I and Part II Juvenile arrests is shown in the pie chart.

TOTAL ARRESTS BY AGE - ADULT

PART I CRIMES	18	19	20	21	22	23	24	25-29	30-34
Murder & Non-Negligent Manslaughter	18	17	10	11	10	8	7	59	65
Forcible Rape	27	33	19	24	21	40	34	95	146
Robbery	83	97	93	52	65	64	49	238	175
Aggravated Assault	462	555	530	499	500	442	472	2,228	1,896
Burglary	539	425	364	287	227	209	192	824	515
Larceny-Theft	1,175	1,048	902	715	592	581	500	2,328	1,827
Auto Theft	186	123	84	82	58	46	58	168	134
Sub Total for Above Offenses	2,490	2,298	2,002	1,670	1,473	1,390	1,312	5,940	4,758

PART II CRIMES	18	19	20	21	22	23	24	25-29	30-34
Manslaughter by Negligence	6	2	2	1	1	6	1	5	8
Other Assaults	392	508	514	529	479	507	478	2,398	2,112
Arson	25	13	9	12	11	9	12	48	37
Forgery & Counterfeiting	150	308	251	254	185	214	134	707	496
Fraud	550	924	1,167	1,473	1,348	1,479	1,285	5,970	4,401
Embezzlement	15	18	25	32	28	25	22	166	100
Stolen Property: Buying, Receiving, Possession	379	334	320	234	175	169	125	544	384
Vandalism	375	334	294	284	235	197	190	777	588
Weapons: Carrying, Possession, Etc.	161	160	156	145	128	114	134	576	533
Prostitution & Commercialized Vice	8	11	17	9	22	20	31	197	137
Sex Offenses (Except Forcible Rape & Prostitution)	86	74	65	70	64	93	91	385	540
Narcotic Drug Laws	757	947	973	847	732	715	792	4,028	3,361
Gambling	11	7	7	6	2	0	6	18	32
Offenses Against Family	299	333	237	290	230	192	191	800	703
Driving Under the Influence	1,065	1,425	1,633	1,779	1,706	1,602	1,656	8,931	8,263
Liquor Laws	1,192	1,229	988	84	27	11	19	81	77
Drunkenness	1,737	2,116	2,099	2,313	2,033	1,835	1,824	9,627	8,466
Disorderly Conduct	905	936	944	936	773	688	736	3,533	2,715
All Other Offenses (Except Traffic)	1,362	1,639	1,667	1,584	1,499	1,513	1,365	7,145	5,832
Curfew & Loitering Laws	5	11	9	3	2	5	4	3	2
Runaways	0	0	1	0	0	0	0	0	0
Sub Total for Above Offenses	9,480	11,329	11,378	10,885	9,680	9,394	9,096	45,939	38,787

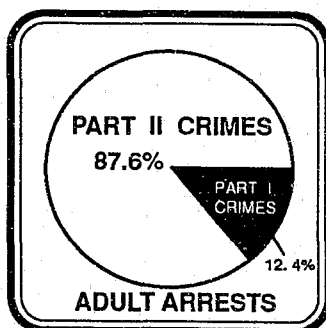
GRAND TOTAL	11,970	13,627	13,380	12,555	11,153	10,784	10,408	51,879	43,545
--------------------	---------------	---------------	---------------	---------------	---------------	---------------	---------------	---------------	---------------

TOTAL ARRESTS BY AGE - ADULT (CONT'D)

PART I CRIMES	35-39	40-44	45-49	50-54	55-59	60-64	65 And Over	TOTAL 18 AND Over	AGE UKN
Murder & Non-Negligent Manslaughter	52	32	21	26	7	2	3	348	0
Forcible Rape	691	32	29	25	14	6	3	1,239	0
Robbery	107	43	26	9	3	4	2	1,110	0
Aggravated Assault	1,252	784	498	294	164	106	188	10,870	13
Burglary	267	128	57	38	20	16	34	4,142	9
Larceny-Theft	1,227	870	470	371	280	175	341	13,402	47
Auto Theft	69	40	25	14	6	6	12	1,111	2
Sub Total for Above Offenses	3,665	1,929	1,126	777	494	315	583	32,222	71

PART II CRIMES	35-39	40-44	45-49	50-54	55-59	60-64	65 And Over	TOTAL 18 And Over	AGE UKN
Manslaughter by Negligence	3	3	2	2	0	0	1	43	0
Other Assaults	1,402	949	580	293	215	129	277	11,762	16
Arson	30	16	14	2	5	5	1	249	0
Forgery & Counterfeiting	385	218	73	35	18	5	20	3,453	4
Fraud	3,019	1,843	1,083	563	336	232	445	26,118	15
Embezzlement	112	53	31	21	46	8	18	720	0
Stolen Property: Buying, Receiving, Possession	247	156	89	67	22	17	32	3,294	3
Vandalism	294	193	113	39	27	45	76	4,061	13
Weapons: Carrying, Possession, Etc.	348	213	152	84	40	33	54	3,031	3
Prostitution & Commercialized Vice	65	32	18	9	5	1	9	591	0
Sex Offenses (Except Forcible Rape & Prostitution)	433	167	130	195	70	50	53	2,566	0
Narcotic Drug Laws	1,966	945	441	209	99	68	66	16,946	13
Gambling	25	19	31	46	23	10	21	264	0
Offenses Against Family	526	266	122	41	22	13	49	4,314	3
Driving Under the Influence	5,757	4,026	2,401	1,488	871	588	552	43,743	32
Liquor Laws	92	89	93	83	38	45	64	4,212	9
Drunkenness	6,102	4,302	3,118	2,103	1,536	801	1,088	51,100	41
Disorderly Conduct	1,631	981	581	367	267	140	330	16,463	39
All Other Offenses (Except Traffic)	3,916	2,572	1,637	1,016	627	342	529	34,245	51
Curfew & Loitering Laws Violations	0	1	0	1	0	0	0	46	0
Runaways	0	0	0	0	0	0	0	1	0
Sub Total for Above Offenses	26,353	17,044	10,709	6,664	4,267	2,532	3,685	227,222	242

GRAND TOTAL	30,018	18,973	11,835	7,441	4,761	2,847	4,268	259,444	313
--------------------	---------------	---------------	---------------	--------------	--------------	--------------	--------------	----------------	------------



A comparison of Part I and Part II adult arrest data is shown in the pie chart at left.

The AGE UNKNOWN column, above, refers to instances where the arrest data did not indicate adult or juvenile.

TOTAL ARRESTS BY SEX

PART I CRIMES	PERSONS ARRESTED					
	MALE	%	FEMALE	%	UNKNOWN	%
Murder & Non-Negligent Manslaughter	301	.11	70	.03	3	.00
Forcible Rape	1,280	.46	6	.00	15	.01
Robbery	1,225	.44	150	.05	26	.01
Aggravated Assault	9,834	3.52	1,465	.52	333	.12
Burglary	5,463	1.95	402	.14	59	.02
Larceny-Theft	12,415	4.44	5,840	2.09	337	.12
Auto Theft	1,465	.52	208	.07	16	.01
Sub Total for Above Offenses	31,983	11.44	8,141	2.91	789	.28

PART II CRIMES	MALE	%	FEMALE	%	UNKNOWN	%
Manslaughter by Negligence	38	.01	9	.01	0	.00
Other Assaults	9,994	3.57	2,081	.74	168	.06
Arson	321	.11	47	.02	7	.00
Forgery & Counterfeiting	2,361	.85	1,287	.46	116	.04
Fraud	14,466	5.17	11,548	4.13	323	.12
Embezzlement	550	.20	173	.06	10	.00
Stolen Property: Buying, Receiving, Possession	3,704	1.32	589	.21	92	.03
Vandalism	4,600	1.64	618	.22	109	.04
Weapons: Carrying, Possession, Etc.	2,918	1.04	261	.09	80	.03
Prostitution & Commercialized Vice	245	.09	350	.13	4	.00
Sex Offenses (Except Forcible Rape & Prostitution)	2,637	.94	87	.03	21	.01
Narcotic Drug Laws	14,247	5.09	2,880	1.03	437	.16
Gambling	217	.08	52	.02	0	.00
Offenses Against Family	3,421	1.22	739	.26	188	.07
Driving Under the Influence	39,084	14.00	5,073	1.81	333	.12
Liquor Laws	4,312	1.54	828	.30	54	.02
Drunkenness	45,780	16.37	5,847	2.09	637	.23
Disorderly Conduct	14,111	5.05	3,442	1.23	367	.13
All Other Offenses (Except Traffic)	30,619	10.95	5,356	1.92	507	.18
Curfew & Loitering Laws	152	.05	41	.01	6	.00
Runaways	84	.03	117	.04	0	.00
Sub Total for Above Offenses	193,861	69.32	41,425	14.81	3,459	1.24

GRAND TOTAL	225,844	80.76	49,566	17.72	4,248	1.52
--------------------	----------------	--------------	---------------	--------------	--------------	-------------

TOTAL ARRESTS BY RACE

PART I CRIMES	WHITE	BLACK	AMERICAN INDIAN OR ALASKAN NATIVE	ASIAN OR PACIFIC ISLANDER	UNKNOWN
Murder & Non-Negligent Manslaughter	277	96	0	0	1
Forcible Rape	1,160	137	3	0	1
Robbery	631	765	0	0	5
Aggravated Assault	9,052	2,509	6	8	57
Burglary	4,537	1,339	2	16	30
Larceny-Theft	13,690	4,719	10	37	136
Auto Theft	1,117	563	0	0	9
Sub Total for Above Offenses	30,464	10,128	21	61	239

PART II CRIMES	WHITE	BLACK	AMERICAN INDIAN OR ALASKAN NATIVE	ASIAN OR PACIFIC ISLANDER	UNKNOWN
Manslaughter by Negligence	40	7	0	0	0
Other Assaults	9,784	2,363	9	7	80
Arson	323	46	0	0	6
Forgery & Counterfeiting	2,865	858	0	2	39
Fraud	20,935	5,202	11	10	179
Embezzlement	617	113	0	0	3
Stolen Property: Buying, Receiving, Possession	3,408	946	3	3	25
Vandalism	4,565	704	1	6	51
Weapons: Carrying, Possession, Etc.	2,540	688	4	3	24
Prostitution & Commercialized Vice	329	263	0	6	1
Sex Offenses (Except Forcible Rape & Prostitution)	2,484	256	3	1	1
Narcotic Drug Laws	14,524	2,973	6	10	51
Gambling	202	67	0	0	0
Offenses Against Family	3,657	658	0	7	26
Driving Under the Influence	40,424	3,884	19	43	120
Liquor Laws	4,738	388	0	5	63
Drunkenness	46,982	4,856	47	45	334
Disorderly Conduct	14,517	3,238	7	21	137
All Other Offenses (Except Traffic)	31,270	4,851	22	30	309
Curfew & Loitering Laws	136	56	0	2	5
Runaways	152	49	0	0	0
Sub Total for Above Offenses	204,492	32,466	132	201	1,454
GRAND TOTAL	234,956	42,594	153	262	1,693

TOTAL ARRESTS BY COUNTY

PART I CRIMES	ADAIR				ALLEN				ANDERSON			
	ADULT	JUV.	UNK.	TOTAL	ADULT	JUV.	UNK.	TOTAL	ADULT	JUV.	UNK.	TOTAL
Murder & Non-Negligent Manslaughter	3	0	0	3	4	0	0	4	2	0	0	2
Forcible Rape	3	0	0	3	1	0	0	1	0	0	0	0
Robbery	0	0	0	0	0	0	0	0	1	0	0	1
Aggravated Assault	34	0	0	34	33	0	0	33	33	0	2	35
Burglary	10	2	0	12	7	1	0	8	21	7	1	29
Larceny-Theft	25	2	0	27	34	2	0	36	21	6	4	31
Auto Theft	1	0	0	1	6	0	0	6	3	0	0	3
Sub Total for PART I CRIMES	76	4	0	80	85	3	0	88	81	13	7	101

PART II CRIMES												
Manslaughter by Negligence	1	0	0	1	1	0	0	1	0	0	0	0
Other Assaults	51	0	0	51	44	0	0	44	40	1	0	41
Arson	1	0	0	1	1	3	0	4	0	0	0	0
Forgery & Counterfeiting	6	0	0	6	10	0	0	10	22	0	0	22
Fraud	29	0	0	29	75	0	0	75	172	0	0	172
Embezzlement	5	0	0	5	2	0	0	2	2	0	0	2
Stolen Property: Buying, Receiving, Possession	6	2	0	8	12	5	0	17	7	0	0	7
Vandalism	12	2	0	14	20	5	0	25	11	1	2	14
Weapons: Carrying, Possession, Etc.	8	0	0	8	3	0	0	3	2	0	0	2
Prostitution & Commercialized Vice	0	0	0	0	0	0	0	0	0	0	0	0
Sex Offenses (Except Rape & Prostitution)	3	0	0	3	3	0	0	3	9	4	0	13
Narcotic Drug Laws	38	1	0	39	49	1	0	50	74	1	1	76
Gambling	0	0	0	0	21	0	0	21	0	0	0	0
Offenses Against Family	6	0	0	6	8	0	0	8	20	0	0	20
Driving Under the Influence	203	11	0	214	127	5	0	132	100	1	1	102
Liquor Laws	17	0	0	17	13	5	0	18	8	6	1	15
Drunkenness	146	0	0	146	144	1	0	145	93	2	2	97
Disorderly Conduct	39	2	0	41	27	1	0	28	32	1	1	34
All Other Offenses (Except Traffic)	221	2	0	223	70	1	0	71	76	5	2	83
Curfew & Loitering Law Violations	0	0	0	0	0	0	0	0	0	0	0	0
Runaways	0	0	0	0	0	0	0	0	0	0	0	0
Sub Total for PART II CRIMES	792	20	0	812	630	27	0	657	668	22	10	700

GRAND TOTAL	868	24	0	892	715	30	0	745	749	35	17	801
--------------------	------------	-----------	----------	------------	------------	-----------	----------	------------	------------	-----------	-----------	------------

TOTAL ARRESTS BY COUNTY

PART I CRIMES	BALLARD				BARREN				BATH			
	ADULT	JUV.	UNK.	TOTAL	ADULT	JUV.	UNK.	TOTAL	ADULT	JUV.	UNK.	TOTAL
Murder & Non-Negligent Manslaughter	0	0	0	0	2	1	0	3	0	0	0	0
Forcible Rape	3	0	0	3	1	0	0	1	2	0	0	2
Robbery	0	0	0	0	1	0	0	1	0	0	0	0
Aggravated Assault	21	0	0	21	45	2	0	47	12	0	0	12
Burglary	3	4	0	7	5	2	0	7	10	1	0	11
Larceny-Theft	8	0	0	8	62	0	0	62	5	0	0	5
Auto Theft	3	0	0	3	3	0	0	3	0	3	0	3
Sub Total for PART I CRIMES	38	4	0	42	119	5	0	124	29	4	0	33

PART II CRIMES												
Manslaughter by Negligence	0	0	0	0	0	0	0	0	0	0	0	0
Other Assaults	33	0	0	33	106	0	0	106	19	0	0	19
Arson	0	0	0	0	3	0	0	3	0	0	0	0
Forgery & Counterfeiting	3	0	0	3	9	0	0	9	6	0	0	6
Fraud	21	0	0	21	144	0	0	144	35	1	0	36
Embezzlement	0	0	0	0	1	0	0	1	1	0	0	1
Stolen Property: Buying, Receiving, Possession	5	1	0	6	9	0	0	9	7	0	0	7
Vandalism	11	1	0	12	34	0	0	34	6	8	0	14
Weapons: Carrying, Possession, Etc.	7	0	0	7	22	1	0	23	4	0	0	4
Prostitution & Commercialized Vice	0	0	0	0	0	0	0	0	0	0	0	0
Sex Offenses (Except Rape & Prostitution)	1	0	0	1	7	0	0	7	3	0	0	3
Narcotic Drug Laws	53	2	0	55	67	0	0	67	16	0	0	16
Gambling	0	0	0	0	0	0	0	0	0	0	0	0
Offenses Against Family	16	0	0	16	10	0	0	10	13	0	0	13
Driving Under the Influence	197	2	0	199	353	12	0	365	84	5	0	89
Liquor Laws	8	0	0	8	48	2	0	50	5	2	0	7
Drunkenness	150	2	0	152	271	0	0	271	89	9	0	98
Disorderly Conduct	29	2	0	31	120	1	0	121	23	1	0	24
All Other Offenses (Except Traffic)	77	3	0	80	209	1	0	210	65	2	0	67
Curfew & Loitering Law Violations	0	0	0	0	0	0	0	0	0	0	0	0
Runaways	0	0	0	0	0	0	0	0	0	0	0	0
Sub Total for PART II CRIMES	611	13	0	624	1413	17	0	1430	376	28	0	404

GRAND TOTAL	649	17	0	666	1532	22	0	1554	405	32	0	437
--------------------	------------	-----------	----------	------------	-------------	-----------	----------	-------------	------------	-----------	----------	------------

TOTAL ARRESTS BY COUNTY

PART I CRIMES	BELL				BOONE				BOURBON			
	ADULT	JUV.	UNK.	TOTAL	ADULT	JUV.	UNK.	TOTAL	ADULT	JUV.	UNK.	TOTAL
Murder & Non-Negligent Manslaughter	6	0	0	6	2	0	0	2	3	0	0	3
Forcible Rape	4	0	0	4	8	3	0	11	5	0	0	5
Robbery	10	0	0	10	21	5	0	26	1	0	0	1
Aggravated Assault	94	3	0	97	134	6	0	140	45	0	1	46
Burglary	35	2	1	38	60	23	0	83	13	0	0	13
Larceny-Theft	181	3	0	184	400	51	0	451	55	0	0	55
Auto Theft	14	0	0	14	19	11	0	30	5	0	0	5
Sub Total for PART I CRIMES	344	8	1	353	644	99	0	743	127	0	1	128

PART II CRIMES												
Manslaughter by Negligence	0	0	0	0	0	0	0	0	0	0	0	0
Other Assaults	154	1	0	155	199	5	0	204	54	0	0	54
Arson	5	0	0	5	3	0	0	3	0	0	0	0
Forgery & Counterfeiting	19	0	0	19	43	1	0	44	7	0	0	7
Fraud	54	0	0	54	363	4	0	367	187	0	0	187
Embezzlement	2	0	0	2	15	0	0	15	11	0	0	11
Stolen Property: Buying, Receiving, Possession	59	0	0	59	67	31	0	98	18	0	0	18
Vandalism	53	0	0	53	45	15	0	60	19	0	0	19
Weapons: Carrying, Possession, Etc.	20	1	0	21	51	2	0	53	12	0	0	12
Prostitution & Commercialized Vice	0	0	0	0	19	0	0	19	0	0	0	0
Sex Offenses (Except Rape & Prostitution)	16	0	0	16	25	1	0	26	27	0	0	27
Narcotic Drug Laws	158	0	0	158	244	3	0	247	100	0	0	100
Gambling	0	0	0	0	0	0	0	0	0	0	0	0
Offenses Against Family	14	0	0	14	234	0	0	234	15	0	0	15
Driving Under the Influence	480	5	1	486	774	5	0	779	194	2	0	196
Liquor Laws	9	0	0	9	100	17	0	117	8	1	0	9
Drunkenness	396	5	0	401	662	4	0	666	190	1	1	192
Disorderly Conduct	138	0	0	138	260	10	0	270	47	1	0	48
All Other Offenses (Except Traffic)	807	9	0	816	868	17	0	885	111	0	1	112
Curfew & Loitering Law Violations	5	0	0	5	0	0	0	0	0	0	0	0
Runaways	0	0	0	0	0	0	0	0	0	0	0	0
Sub Total for PART II CRIMES	2389	21	1	2411	3972	115	0	4087	1000	5	2	1007

GRAND TOTAL	2733	29	2	2764	4616	214	0	4830	1127	5	3	1135
--------------------	-------------	-----------	----------	-------------	-------------	------------	----------	-------------	-------------	----------	----------	-------------

TOTAL ARRESTS BY COUNTY

PART I CRIMES	BOYD				BOYLE				BRACKEN			
	ADULT	JUV.	UNK.	TOTAL	ADULT	JUV.	UNK.	TOTAL	ADULT	JUV.	UNK.	TOTAL
Murder & Non-Negligent Manslaughter	1	0	0	1	0	0	0	0	2	0	0	2
Forcible Rape	5	0	0	5	3	1	0	4	0	0	0	0
Robbery	7	0	0	7	1	0	0	1	0	0	0	0
Aggravated Assault	28	0	0	28	95	9	0	104	8	0	0	8
Burglary	38	16	0	54	19	5	0	24	23	5	0	28
Larceny-Theft	97	26	0	123	105	20	0	125	11	2	0	13
Auto Theft	3	0	0	3	3	1	0	4	1	0	0	1
Sub Total for PART I CRIMES	179	42	0	221	226	36	0	262	45	7	0	52

PART II CRIMES												
Manslaughter by Negligence	0	0	0	0	0	0	0	0	0	0	0	0
Other Assaults	54	3	0	57	66	2	0	68	8	0	0	8
Arson	1	10	0	11	1	0	0	1	0	0	0	0
Forgery & Counterfeiting	25	0	0	25	29	1	0	30	1	0	0	1
Fraud	92	0	0	92	149	0	0	149	33	0	0	33
Embezzlement	16	0	0	16	24	0	0	24	0	0	0	0
Stolen Property: Buying, Receiving, Possession	37	15	0	52	8	0	0	8	1	0	0	1
Vandalism	28	4	0	32	15	0	0	15	7	0	0	7
Weapons: Carrying, Possession, Etc.	23	0	0	23	10	0	0	10	1	0	0	1
Prostitution & Commercialized Vice	0	0	0	0	0	0	0	0	0	0	0	0
Sex Offenses (Except Rape & Prostitution)	13	0	0	13	9	0	0	9	3	0	0	3
Narcotic Drug Laws	158	1	0	159	44	1	0	45	29	0	0	29
Gambling	0	0	0	0	3	0	0	3	0	0	0	0
Offenses Against Family	12	1	0	13	22	0	0	22	5	0	0	5
Driving Under the Influence	460	4	0	464	224	5	0	229	78	4	0	82
Liquor Laws	51	5	0	56	28	0	0	28	23	3	0	26
Drunkenness	640	12	0	652	198	7	0	205	38	0	0	38
Disorderly Conduct	91	18	0	109	109	9	0	118	27	0	0	27
All Other Offenses (Except Traffic)	453	11	0	464	185	4	0	189	44	1	0	45
Curfew & Loitering Law Violations	1	0	0	1	0	0	0	0	0	0	0	0
Runaways	0	16	0	16	0	0	0	0	0	0	0	0
Sub Total for PART II CRIMES	2155	100	0	2255	1124	29	0	1153	298	8	0	306

GRAND TOTAL	2334	142	0	2476	1350	65	0	1415	343	15	0	358
--------------------	-------------	------------	----------	-------------	-------------	-----------	----------	-------------	------------	-----------	----------	------------

TOTAL ARRESTS BY COUNTY

PART I CRIMES	BREATHITT				BRECKENRIDGE				BULLITT			
	ADULT	JUV.	UNK.	TOTAL	ADULT	JUV.	UNK.	TOTAL	ADULT	JUV.	UNK.	TOTAL
Murder & Non-Negligent Manslaughter	4	1	0	5	2	0	0	2	1	0	0	1
Forcible Rape	5	0	0	5	0	0	0	0	47	0	0	47
Robbery	0	0	0	0	3	0	0	3	2	0	0	2
Aggravated Assault	89	4	0	93	18	0	0	18	106	2	0	108
Burglary	16	10	0	26	17	11	0	28	32	10	0	42
Larceny-Theft	75	16	0	91	29	24	0	53	52	18	0	70
Auto Theft	3	2	0	5	6	5	0	11	13	5	0	18
Sub Total for PART I CRIMES	192	33	0	225	75	40	0	115	253	35	0	288

PART II CRIMES												
Manslaughter by Negligence	1	0	0	1	2	0	0	2	0	0	0	0
Other Assaults	80	1	0	81	56	1	0	57	91	0	0	91
Arson	0	0	0	0	0	0	0	0	4	0	0	4
Forgery & Counterfeiting	1	0	0	1	6	0	0	6	5	7	0	12
Fraud	7	0	0	7	76	0	0	76	327	1	0	328
Embezzlement	3	0	0	3	4	0	0	4	0	0	0	0
Stolen Property: Buying, Receiving, Possession	8	0	0	8	10	0	0	10	28	0	0	28
Vandalism	24	9	0	33	24	9	0	33	38	4	0	42
Weapons: Carrying, Possession, Etc.	8	0	0	8	2	0	0	2	23	0	0	23
Prostitution & Commercialized Vice	0	0	0	0	0	0	0	0	0	0	0	0
Sex Offenses (Except Rape & Prostitution)	22	0	0	22	8	0	0	8	104	1	0	105
Narcotic Drug Laws	85	4	0	89	23	0	0	23	82	2	0	84
Gambling	13	0	0	13	0	0	0	0	1	0	0	1
Offenses Against Family	18	0	0	18	18	0	0	18	41	0	0	41
Driving Under the Influence	174	8	0	182	87	2	0	89	470	8	0	478
Liquor Laws	15	0	0	15	4	0	0	4	34	1	0	35
Drunkenness	279	5	0	284	143	3	0	146	444	8	0	452
Disorderly Conduct	64	4	0	68	72	0	0	72	198	2	1	201
All Other Offenses (Except Traffic)	69	7	0	76	96	0	0	96	230	2	2	234
Curfew & Loitering Law Violations	0	0	0	0	0	0	0	0	0	0	0	0
Runaways	0	0	0	0	0	0	0	0	0	0	0	0
Sub Total for PART II CRIMES	871	38	0	909	631	15	0	646	2120	36	3	2159

GRAND TOTAL	1063	71	0	1134	706	55	0	761	2373	71	3	2447
--------------------	-------------	-----------	----------	-------------	------------	-----------	----------	------------	-------------	-----------	----------	-------------

TOTAL ARRESTS BY COUNTY

PART I CRIMES	BUTLER				CALDWELL				CALLOWAY			
	ADULT	JUV	UNK	TOTAL	ADULT	JUV	UNK	TOTAL	ADULT	JUV	UNK	TOTAL
Murder & Non-Negligent Manslaughter	0	1	0	1	0	0	0	0	1	0	0	1
Forcible Rape	1	0	0	1	0	0	0	0	1	0	0	1
Robbery	2	0	0	2	0	0	0	0	2	0	0	2
Aggravated Assault	13	0	0	13	29	6	0	35	59	0	0	59
Burglary	23	9	0	32	7	7	0	14	30	2	0	32
Larceny-Theft	25	13	0	38	22	40	0	62	99	11	0	110
Auto Theft	2	0	0	2	3	4	0	7	9	0	0	9
Sub Total for PART I CRIMES	66	23	0	89	61	57	0	118	201	13	0	214

PART II CRIMES												
Manslaughter by Negligence	0	0	0	0	0	0	0	0	0	0	0	0
Other Assaults	24	0	0	24	49	4	0	53	57	0	0	57
Arson	0	0	0	0	1	0	0	1	1	0	0	1
Forgery & Counterfeiting	4	0	0	4	5	9	0	14	9	0	0	9
Fraud	30	0	0	30	141	0	0	141	37	0	0	37
Embezzlement	0	0	0	0	1	0	0	1	9	0	0	9
Stolen Property: Buying, Receiving, Possession	3	2	0	5	3	1	0	4	34	3	0	37
Vandalism	13	11	0	24	26	33	0	59	22	3	0	25
Weapons: Carrying, Possession, Etc.	1	0	0	1	9	0	0	9	9	0	0	9
Prostitution & Commercialized Vice	0	0	0	0	0	0	0	0	0	0	0	0
Sex Offenses (Except Rape & Prostitution)	0	0	0	0	3	0	0	3	22	0	0	22
Narcotic Drug Laws	8	0	0	8	22	1	0	23	84	2	0	86
Gambling	4	0	0	4	0	0	0	0	0	0	0	0
Offenses Against Family	5	0	0	5	33	0	0	33	20	0	1	21
Driving Under the Influence	69	3	0	72	170	4	0	174	398	11	1	410
Liquor Laws	0	0	0	0	33	15	0	48	34	7	0	41
Drunkenness	113	6	0	119	123	6	0	129	192	11	1	204
Disorderly Conduct	24	2	0	26	49	7	0	56	89	3	3	95
All Other Offenses (Except Traffic)	64	3	0	67	182	7	0	189	189	6	1	196
Curfew & Loitering Law Violations	0	0	0	0	0	0	0	0	0	0	0	0
Runaways	0	0	0	0	0	0	0	0	0	0	0	0
Sub Total for PART II CRIMES	362	27	0	389	850	87	0	937	1206	46	7	1259

GRAND TOTAL	428	50	0	478	911	144	0	1055	1407	59	7	1473
--------------------	------------	-----------	----------	------------	------------	------------	----------	-------------	-------------	-----------	----------	-------------

TOTAL ARRESTS BY COUNTY

PART I CRIMES	CAMPBELL				CARLISLE				CARROLL			
	ADULT	JUV	UNK	TOTAL	ADULT	JUV	UNK	TOTAL	ADULT	JUV	UNK	TOTAL
Murder & Non-Negligent Manslaughter	6	0	0	6	0	0	0	0	1	0	0	1
Forcible Rape	4	0	0	4	0	0	0	0	0	0	0	0
Robbery	26	9	0	35	0	0	0	0	1	0	0	1
Aggravated Assault	167	18	0	185	12	0	0	12	46	0	0	46
Burglary	51	25	0	76	5	0	0	5	22	6	0	28
Larceny-Theft	224	147	0	371	9	0	0	9	12	2	0	14
Auto Theft	11	10	0	21	0	0	0	0	3	4	0	7
Sub Total for PART I CRIMES	489	209	0	698	26	0	0	26	85	12	0	97

PART II CRIMES												
Manslaughter by Negligence	2	1	0	3	0	0	0	0	1	0	0	1
Other Assaults	90	13	0	103	19	0	0	19	20	2	0	22
Arson	3	3	0	6	0	0	0	0	2	0	0	2
Forgery & Counterfeiting	76	3	0	79	0	0	0	0	11	0	0	11
Fraud	116	7	0	123	24	0	0	24	7	0	0	7
Embezzlement	1	0	0	1	1	0	0	1	0	0	0	0
Stolen Property: Buying, Receiving, Possession	54	26	0	80	5	0	0	5	4	0	0	4
Vandalism	49	36	1	86	10	0	0	10	10	21	0	31
Weapons: Carrying, Possession, Etc.	91	24	0	115	1	0	0	1	5	0	0	5
Prostitution & Commercialized Vice	40	0	0	40	0	0	0	0	0	0	0	0
Sex Offenses (Except Rape & Prostitution)	36	2	0	38	1	0	0	1	4	0	0	4
Narcotic Drug Laws	486	24	1	511	32	0	0	32	69	0	0	69
Gambling	0	0	0	0	0	0	0	0	0	0	0	0
Offenses Against Family	83	1	0	84	9	0	0	9	10	0	0	10
Driving Under the Influence	646	7	0	653	49	2	0	51	196	7	1	204
Liquor Laws	127	69	0	196	6	0	0	6	25	8	0	33
Drunkenness	1231	79	0	1310	33	0	0	33	292	9	0	301
Disorderly Conduct	581	70	0	651	30	0	0	30	44	4	1	49
All Other Offenses (Except Traffic)	483	69	0	552	32	0	0	32	151	5	0	156
Curfew & Loitering Law Violations	1	0	0	1	0	0	0	0	0	0	0	0
Runaways	0	0	0	0	0	0	0	0	0	0	0	0
Sub Total for PART II CRIMES	4196	434	2	4632	252	2	0	254	851	56	2	909

GRAND TOTAL	4685	643	2	5330	278	2	0	280	936	68	2	1006
--------------------	-------------	------------	----------	-------------	------------	----------	----------	------------	------------	-----------	----------	-------------

TOTAL ARRESTS BY COUNTY

PART I CRIMES	CARTER				CASEY				CHRISTIAN			
	ADULT	JUV	UNK	TOTAL	ADULT	JUV	UNK	TOTAL	ADULT	JUV	UNK	TOTAL
Murder & Non-Negligent Manslaughter	4	0	0	4	2	0	0	2	2	1	0	3
Forcible Rape	1	0	0	1	2	2	0	4	4	0	0	4
Robbery	2	0	0	2	0	1	0	1	11	6	0	17
Aggravated Assault	38	1	0	39	9	0	0	9	194	55	1	250
Burglary	15	6	0	21	4	0	0	4	39	36	1	76
Larceny-Theft	13	8	0	21	9	0	0	9	135	150	0	285
Auto Theft	7	1	0	8	1	2	0	3	5	11	0	16
Sub Total for PART I CRIMES	80	16	0	96	27	5	0	32	390	259	2	651

PART II CRIMES												
Manslaughter by Negligence	1	0	0	1	0	0	0	0	1	0	0	1
Other Assaults	53	1	0	54	62	1	0	63	70	38	2	110
Arson	8	3	0	11	1	0	0	1	4	8	0	12
Forgery & Counterfeiting	30	0	0	30	1	0	0	1	45	2	0	47
Fraud	34	0	0	34	24	0	0	24	10	1	1	12
Embezzlement	1	0	0	1	0	0	0	0	13	0	0	13
Stolen Property: Buying, Receiving, Possession	7	0	0	7	0	0	0	0	49	20	0	69
Vandalism	27	27	0	54	11	1	0	12	29	42	1	72
Weapons: Carrying, Possession, Etc.	7	0	0	7	9	0	0	9	79	6	0	85
Prostitution & Commercialized Vice	0	0	0	0	0	0	0	0	1	0	0	1
Sex Offenses (Except Rape & Prostitution)	4	1	0	5	1	6	0	7	19	5	0	24
Narcotic Drug Laws	39	2	0	41	31	1	0	32	207	11	0	218
Gambling	0	0	0	0	0	0	0	0	6	0	0	6
Offenses Against Family	11	0	0	11	10	0	0	10	31	0	0	31
Driving Under the Influence	214	10	1	225	123	3	0	126	594	5	0	599
Liquor Laws	1	0	0	1	6	0	0	6	20	8	0	28
Drunkenness	141	1	0	142	230	3	0	233	844	22	1	867
Disorderly Conduct	39	2	0	41	79	3	0	82	231	61	2	294
All Other Offenses (Except Traffic)	125	0	0	125	100	5	0	105	423	60	0	483
Curfew & Loitering Law Violations	0	0	0	0	0	0	0	0	0	1	0	1
Runaways	0	0	0	0	0	0	0	0	0	0	0	0
Sub Total for PART II CRIMES	742	47	1	790	688	23	0	711	2676	290	7	2973

GRAND TOTAL	822	63	1	886	715	28	0	743	3066	549	9	3624
--------------------	------------	-----------	----------	------------	------------	-----------	----------	------------	-------------	------------	----------	-------------

TOTAL ARRESTS BY COUNTY

PART I CRIMES	CLARK				CLAY				CLINTON			
	ADULT	JUV	UNK	TOTAL	ADULT	JUV	UNK	TOTAL	ADULT	JUV	UNK	TOTAL
Murder & Non-Negligent Manslaughter	0	0	0	0	18	0	0	18	0	0	0	0
Forcible Rape	4	0	0	4	4	0	0	4	0	0	0	0
Robbery	1	0	0	1	12	0	0	12	0	0	0	0
Aggravated Assault	37	3	0	40	155	2	0	157	23	1	0	24
Burglary	15	15	0	30	23	6	0	29	10	0	0	10
Larceny-Theft	73	21	0	94	42	13	0	55	25	0	0	25
Auto Theft	3	0	0	3	7	2	0	9	2	0	0	2
Sub Total for PART I CRIMES	133	39	0	172	261	23	0	284	60	1	0	61

PART II CRIMES												
Manslaughter by Negligence	0	0	0	0	0	0	0	0	0	0	0	0
Other Assaults	83	0	0	83	128	4	0	132	28	0	0	28
Arson	0	2	0	2	1	0	0	1	0	0	0	0
Forgery & Counterfeiting	17	0	0	17	41	0	0	41	7	0	0	7
Fraud	167	0	0	167	76	0	0	76	85	1	0	86
Embezzlement	13	0	0	13	1	0	0	1	3	0	0	3
Stolen Property: Buying, Receiving, Possession	27	4	0	31	40	3	0	43	4	0	0	4
Vandalism	21	12	0	33	41	13	0	54	13	1	0	14
Weapons: Carrying, Possession, Etc.	22	1	0	23	31	1	0	32	6	0	0	6
Prostitution & Commercialized Vice	0	0	0	0	0	0	0	0	0	0	0	0
Sex Offenses (Except Rape & Prostitution)	21	1	0	22	107	1	0	108	2	0	0	2
Narcotic Drug Laws	201	5	0	206	137	3	0	140	58	1	0	59
Gambling	0	0	0	0	0	0	0	0	0	0	0	0
Offenses Against Family	33	0	0	33	30	0	0	30	4	0	0	4
Driving Under the Influence	405	5	1	411	421	5	0	426	257	3	0	260
Liquor Laws	21	0	0	21	28	0	0	28	6	0	0	6
Drunkenness	713	22	0	735	774	15	0	789	242	0	0	242
Disorderly Conduct	190	11	0	201	94	3	0	97	63	0	0	63
All Other Offenses (Except Traffic)	217	13	0	230	558	7	0	565	45	0	0	45
Curfew & Loitering Law Violations	0	0	0	0	0	0	0	0	0	0	0	0
Runaways	0	0	0	0	0	0	0	0	0	0	0	0
Sub Total for PART II CRIMES	2151	76	1	2228	2508	55	0	2563	823	6	0	829

GRAND TOTAL	2284	115	1	2400	2769	78	0	2847	883	7	0	890
--------------------	-------------	------------	----------	-------------	-------------	-----------	----------	-------------	------------	----------	----------	------------

TOTAL ARRESTS BY COUNTY

PART I CRIMES	CRITTENDEN				CUMBERLAND				DAVISS			
	ADULT	JUV.	UNK.	TOTAL	ADULT	JUV.	UNK.	TOTAL	ADULT	JUV.	UNK.	TOTAL
Murder & Non-Negligent Manslaughter	0	0	0	0	1	1	0	2	5	0	0	5
Forcible Rape	0	0	0	0	0	0	0	0	15	11	0	26
Robbery	0	0	0	0	0	0	0	0	34	6	0	40
Aggravated Assault	29	0	0	29	25	0	0	25	445	54	0	499
Burglary	2	0	0	2	5	0	0	5	128	70	0	198
Larceny-Theft	42	0	0	42	5	0	0	5	336	285	0	621
Auto Theft	0	0	0	0	0	0	0	0	28	40	0	68
Sub Total for PART I CRIMES	73	0	0	73	36	1	0	37	991	466	0	1457

PART II CRIMES												
Manslaughter by Negligence	0	0	0	0	0	0	0	0	0	0	0	0
Other Assaults	31	0	0	31	18	0	0	18	295	64	1	360
Arson	1	0	0	1	1	0	0	1	2	3	0	5
Forgery & Counterfeiting	0	0	0	0	7	0	0	7	188	14	0	202
Fraud	98	0	0	98	11	0	0	11	1934	15	4	1953
Embezzlement	3	0	0	3	1	0	0	1	85	1	0	86
Stolen Property: Buying, Receiving, Possession	1	0	0	1	0	0	0	0	102	109	0	211
Vandalism	8	0	0	8	8	0	0	8	94	89	3	186
Weapons: Carrying, Possession, Etc.	4	0	0	4	1	0	0	1	70	10	0	80
Prostitution & Commercialized Vice	0	0	0	0	0	0	0	0	0	0	0	0
Sex Offenses (Except Rape & Prostitution)	3	0	0	3	1	0	0	1	142	14	0	156
Narcotic Drug Laws	27	0	0	27	23	0	0	23	454	48	0	502
Gambling	0	0	0	0	0	0	0	0	0	0	0	0
Offenses Against Family	3	0	0	3	5	0	0	5	210	5	0	215
Driving Under the Influence	73	2	0	75	112	0	0	112	1004	23	0	1027
Liquor Laws	3	0	0	3	7	0	0	7	112	26	0	138
Drunkenness	55	0	0	55	60	0	0	60	1423	49	0	1472
Disorderly Conduct	47	0	0	47	52	1	0	53	488	82	0	570
All Other Offenses (Except Traffic)	36	0	0	36	43	0	0	43	769	95	2	866
Curfew & Loitering Law Violations	0	0	0	0	0	0	0	0	0	0	0	0
Runaways	0	0	0	0	0	0	0	0	0	82	0	82
Sub Total for PART II CRIMES	393	2	0	395	350	1	0	351	7372	729	10	8111

GRAND TOTAL	466	2	0	468	386	2	0	388	8363	1195	10	9568
--------------------	------------	----------	----------	------------	------------	----------	----------	------------	-------------	-------------	-----------	-------------

TOTAL ARRESTS BY COUNTY

PART I CRIMES	EDMONSON				ELLIOTT				ESTILL			
	ADULT	JUV	UNK	TOTAL	ADULT	JUV	UNK	TOTAL	ADULT	JUV	UNK	TOTAL
Murder & Non-Negligent Manslaughter	0	0	0	0	2	0	0	2	0	0	0	0
Forcible Rape	1	0	0	1	0	0	0	0	4	0	0	4
Robbery	0	0	0	0	2	0	0	2	2	0	0	2
Aggravated Assault	9	0	0	9	18	0	0	18	20	0	0	20
Burglary	12	12	0	24	4	0	0	4	2	0	0	2
Larceny-Theft	10	2	0	12	0	0	0	0	17	2	0	19
Auto Theft	1	0	0	1	0	0	0	0	2	2	0	4
Sub Total for PART I CRIMES	33	14	0	47	26	0	0	26	47	4	0	51

PART II CRIMES												
Manslaughter by Negligence	0	0	0	0	0	0	0	0	1	0	0	1
Other Assaults	10	0	0	10	33	0	0	33	23	0	0	23
Arson	1	4	0	5	3	0	0	3	0	0	0	0
Forgery & Counterfeiting	0	0	0	0	1	0	0	1	0	0	0	0
Fraud	15	0	0	15	17	0	0	17	5	0	0	5
Embezzlement	0	0	0	0	0	0	0	0	0	0	0	0
Stolen Property: Buying, Receiving, Possession	4	0	0	4	4	0	0	4	4	0	0	4
Vandalism	1	0	0	1	9	0	0	9	8	0	0	8
Weapons: Carrying, Possession, Etc.	2	0	0	2	1	0	0	1	10	0	0	10
Prostitution & Commercialized Vice	0	0	0	0	0	0	0	0	0	0	0	0
Sex Offenses (Except Rape & Prostitution)	2	1	0	3	2	0	0	2	6	0	0	6
Narcotic Drug Laws	15	0	0	15	11	0	0	11	35	0	0	35
Gambling	4	0	0	4	0	0	0	0	0	0	0	0
Offenses Against Family	2	0	0	2	5	0	0	5	1	0	0	1
Driving Under the Influence	99	2	0	101	49	1	0	50	226	3	1	230
Liquor Laws	0	0	0	0	1	0	0	1	2	0	0	2
Drunkenness	20	0	0	20	62	1	0	63	283	2	0	285
Disorderly Conduct	5	0	0	5	12	0	0	12	49	1	0	50
All Other Offenses (Except Traffic)	12	0	0	12	53	0	0	53	175	1	0	176
Curfew & Loitering Law Violations	0	0	0	0	0	0	0	0	0	0	0	0
Runaways	0	0	0	0	0	0	0	0	0	0	0	0
Sub Total for PART II CRIMES	192	7	0	199	263	2	0	265	828	7	1	836

GRAND TOTAL	225	21	0	246	289	2	0	291	875	11	1	887
--------------------	------------	-----------	----------	------------	------------	----------	----------	------------	------------	-----------	----------	------------

TOTAL ARRESTS BY COUNTY

PART I CRIMES	FAYETTE				FLEMING				FLOYD			
	ADULT	JUV	UNK	TOTAL	ADULT	JUV	UNK	TOTAL	ADULT	JUV	UNK	TOTAL
Murder & Non-Negligent Manslaughter	25	3	0	28	0	0	0	0	4	1	0	5
Forcible Rape	34	4	0	38	1	0	0	1	6	1	0	7
Robbery	74	29	0	103	0	0	0	0	0	0	0	0
Aggravated Assault	1328	71	0	1399	15	0	0	15	106	9	0	115
Burglary	152	181	0	333	7	0	0	7	38	12	0	50
Larceny-Theft	1654	752	7	2413	23	0	0	23	102	9	0	111
Auto Theft	73	35	0	108	4	0	0	4	10	3	0	13
Sub Total for PART I CRIMES	3340	1075	7	4422	50	0	0	50	266	35	0	301

PART II CRIMES												
Manslaughter by Negligence	2	1	0	3	1	0	0	1	0	0	0	0
Other Assaults	897	32	1	930	41	0	0	41	170	1	0	171
Arson	8	4	0	12	4	0	0	4	9	3	0	12
Forgery & Counterfeiting	529	11	0	540	17	0	0	17	16	0	0	16
Fraud	2714	25	0	2739	53	0	0	53	36	1	0	37
Embezzlement	83	10	0	93	1	0	0	1	3	0	0	3
Stolen Property: Buying, Receiving, Possession	386	185	1	572	4	0	0	4	15	3	0	18
Vandalism	437	53	1	491	8	0	0	8	45	6	0	51
Weapons: Carrying, Possession, Etc.	332	41	3	376	1	0	0	1	48	1	0	49
Prostitution & Commercialized Vice	31	0	0	31	0	0	0	0	0	0	0	0
Sex Offenses (Except Rape & Prostitution)	213	3	0	216	8	0	0	8	31	0	0	31
Narcotic Drug Laws	2082	94	2	2178	17	0	0	17	183	5	0	188
Gambling	1	0	0	1	0	0	0	0	0	0	0	0
Offenses Against Family	820	3	1	824	3	0	0	3	22	0	0	22
Driving Under the Influence	2837	32	1	2870	109	5	0	114	670	7	0	677
Liquor Laws	404	104	0	508	10	0	0	10	28	9	0	37
Drunkenness	5467	144	6	5617	43	1	0	44	1503	34	0	1537
Disorderly Conduct	1627	180	6	1813	10	0	0	10	535	17	0	552
All Other Offenses (Except Traffic)	2535	343	5	2883	112	0	0	112	467	15	0	482
Curfew & Loitering Law Violations	12	2	0	14	0	0	0	0	0	0	0	0
Runaways	0	0	0	0	0	0	0	0	0	0	0	0
Sub Total for PART II CRIMES	21417	1267	27	22711	442	6	0	448	3781	102	0	3883

GRAND TOTAL	24757	2342	34	27133	492	6	0	498	4047	137	0	4184
--------------------	--------------	-------------	-----------	--------------	------------	----------	----------	------------	-------------	------------	----------	-------------

TOTAL ARRESTS BY COUNTY

PART I CRIMES	FRANKLIN				FULTON				GALLATIN			
	ADULT	JUV	UNK	TOTAL	ADULT	JUV	UNK	TOTAL	ADULT	JUV	UNK	TOTAL
Murder & Non-Negligent Manslaughter	2	0	0	2	0	0	0	0	1	0	0	1
Forcible Rape	4	1	0	5	1	0	0	1	0	0	0	0
Robbery	15	1	0	16	2	0	0	2	0	0	0	0
Aggravated Assault	191	14	0	205	28	2	0	30	4	0	0	4
Burglary	48	21	0	69	9	1	0	10	9	2	0	11
Larceny-Theft	270	68	0	338	36	5	0	41	2	0	0	2
Auto Theft	18	10	0	28	5	5	0	10	0	0	0	0
Sub Total for PART I CRIMES	548	115	0	663	81	13	0	94	16	2	0	18

PART II CRIMES												
Manslaughter by Negligence	0	0	0	0	0	0	0	0	0	0	0	0
Other Assaults	227	11	0	238	39	0	0	39	3	0	0	3
Arson	2	0	0	2	0	0	0	0	1	0	0	1
Forgery & Counterfeiting	89	28	0	117	26	0	0	26	2	0	0	2
Fraud	770	32	0	802	165	0	0	165	2	0	0	2
Embezzlement	14	0	0	14	0	0	0	0	0	0	0	0
Stolen Property: Buying, Receiving, Possession	63	14	0	77	7	0	0	7	2	0	0	2
Vandalism	83	29	0	112	15	1	0	16	3	2	0	5
Weapons: Carrying, Possession, Etc.	38	2	0	40	19	0	0	19	2	0	0	2
Prostitution & Commercialized Vice	1	0	0	1	0	0	0	0	0	0	0	0
Sex Offenses (Except Rape & Prostitution)	37	4	0	41	3	0	0	3	2	0	0	2
Narcotic Drug Laws	406	13	0	419	51	2	0	53	17	0	0	17
Gambling	0	0	0	0	0	0	0	0	0	0	0	0
Offenses Against Family	77	0	0	77	15	0	0	15	4	0	0	4
Driving Under the Influence	784	17	0	801	131	2	0	133	140	0	0	140
Liquor Laws	28	11	0	39	28	2	0	30	5	0	0	5
Drunkenness	554	24	0	578	176	1	0	177	68	0	0	68
Disorderly Conduct	347	14	0	361	72	3	0	75	13	0	0	13
All Other Offenses (Except Traffic)	894	31	0	925	57	1	0	58	25	0	0	25
Curfew & Loitering Law Violations	1	0	0	1	0	0	0	0	0	0	0	0
Runaways	0	0	0	0	0	0	0	0	0	0	0	0
Sub Total for PART II CRIMES	4415	230	0	4645	804	12	0	816	289	2	0	291

GRAND TOTAL	4963	345	0	5308	885	25	0	910	305	4	0	309
--------------------	-------------	------------	----------	-------------	------------	-----------	----------	------------	------------	----------	----------	------------

TOTAL ARRESTS BY COUNTY

PART I CRIMES	GARRARD				GRANT				GRAVES			
	ADULT	JUV.	UNK.	TOTAL	ADULT	JUV.	UNK.	TOTAL	ADULT	JUV.	UNK.	TOTAL
Murder & Non-Negligent Manslaughter	0	0	0	0	0	0	0	0	1	0	0	1
Forcible Rape	0	0	0	0	1	0	0	1	5	0	0	5
Robbery	0	1	0	1	1	0	0	1	5	1	0	6
Aggravated Assault	36	0	0	36	31	2	0	33	102	6	0	108
Burglary	3	0	0	3	13	0	0	13	23	17	0	40
Larceny-Theft	18	13	0	31	15	12	0	27	109	53	1	163
Auto Theft	0	0	0	0	2	2	0	4	6	7	0	13
Sub Total for PART I CRIMES	57	14	0	71	63	16	0	79	251	84	1	336

PART II CRIMES												
Manslaughter by Negligence	0	0	0	0	1	0	0	1	0	0	0	0
Other Assaults	26	0	0	26	29	2	0	31	57	1	0	58
Arson	0	0	0	0	0	0	0	0	1	1	0	2
Forgery & Counterfeiting	4	0	0	4	13	0	0	13	10	13	0	23
Fraud	38	0	0	38	180	0	0	180	351	0	0	351
Embezzlement	1	0	0	1	0	0	0	0	3	0	0	3
Stolen Property: Buying, Receiving, Possession	5	1	0	6	11	10	0	21	24	5	0	29
Vandalism	18	0	0	18	16	0	0	16	20	7	0	27
Weapons: Carrying, Possession, Etc.	6	0	0	6	9	0	0	9	10	1	0	11
Prostitution & Commercialized Vice	0	0	0	0	0	0	0	0	0	0	0	0
Sex Offenses (Except Rape & Prostitution)	3	0	0	3	6	15	0	21	6	0	0	6
Narcotic Drug Laws	64	0	0	64	48	2	0	50	76	1	0	77
Gambling	0	0	0	0	0	0	0	0	0	0	0	0
Offenses Against Family	6	0	0	6	38	0	0	38	7	0	0	7
Driving Under the Influence	88	0	0	88	222	3	0	225	326	4	0	330
Liquor Laws	2	0	0	2	15	1	0	16	23	0	0	23
Drunkenness	36	0	0	36	148	3	0	151	300	7	0	307
Disorderly Conduct	25	0	0	25	53	5	0	58	90	0	0	90
All Other Offenses (Except Traffic)	43	1	0	44	182	3	0	185	263	11	1	275
Curfew & Loitering Law Violations	0	0	0	0	0	0	0	0	0	0	0	0
Runaways	0	0	0	0	0	0	0	0	0	0	0	0
Sub Total for PART II CRIMES	365	2	0	367	971	44	0	1015	1567	51	1	1619

GRAND TOTAL	422	16	0	438	1034	60	0	1094	1818	135	2	1955
--------------------	------------	-----------	----------	------------	-------------	-----------	----------	-------------	-------------	------------	----------	-------------

TOTAL ARRESTS BY COUNTY

PART I CRIMES	GRAYSON				GREEN				GREENUP			
	ADULT	JUV.	UNK.	TOTAL	ADULT	JUV.	UNK.	TOTAL	ADULT	JUV.	UNK.	TOTAL
Murder & Non-Negligent Manslaughter	1	0	0	1	0	0	0	0	1	0	0	1
Forcible Rape	2	0	0	2	1	0	0	1	0	0	0	0
Robbery	0	0	0	0	0	0	0	0	7	0	0	7
Aggravated Assault	42	1	0	43	8	0	0	8	23	1	0	24
Burglary	23	9	0	32	3	0	0	3	12	14	0	26
Larceny-Theft	29	2	0	31	5	15	0	20	59	13	0	72
Auto Theft	7	0	0	7	0	0	0	0	2	0	0	2
Sub Total for PART I CRIMES	104	12	0	116	17	15	0	32	104	28	0	132

PART II CRIMES												
Manslaughter by Negligence	0	0	0	0	0	0	0	0	0	0	0	0
Other Assaults	73	1	0	74	23	0	0	23	26	1	0	27
Arson	1	0	0	1	0	0	0	0	2	1	0	3
Forgery & Counterfeiting	10	0	0	10	8	0	0	8	11	3	0	14
Fraud	171	1	0	172	86	1	0	87	15	1	0	16
Embezzlement	7	0	0	7	3	0	0	3	0	0	0	0
Stolen Property: Buying, Receiving, Possession	16	2	0	18	0	0	0	0	13	1	0	14
Vandalism	19	3	0	22	4	1	0	5	21	13	0	34
Weapons: Carrying, Possession, Etc.	3	0	0	3	0	0	0	0	21	0	0	21
Prostitution & Commercialized Vice	0	0	0	0	0	0	0	0	0	0	0	0
Sex Offenses (Except Rape & Prostitution)	94	0	0	94	5	0	0	5	8	0	0	8
Narcotic Drug Laws	34	0	0	34	19	0	0	19	96	0	0	96
Gambling	0	0	0	0	0	0	0	0	0	0	0	0
Offenses Against Family	66	0	0	66	3	0	0	3	6	0	0	6
Driving Under the Influence	191	3	0	194	28	1	0	29	620	10	2	632
Liquor Laws	13	0	0	13	0	0	0	0	10	1	0	11
Drunkenness	215	0	0	215	19	0	0	19	298	0	0	298
Disorderly Conduct	67	0	0	67	8	0	0	8	65	0	0	65
All Other Offenses (Except Traffic)	107	1	0	108	29	0	0	29	161	0	0	161
Curfew & Loitering Law Violations	0	0	0	0	0	0	0	0	0	0	0	0
Runaways	0	0	0	0	0	0	0	0	0	0	0	0
Sub Total for PART II CRIMES	1087	11	0	1098	235	3	0	238	1373	31	2	1406

GRAND TOTAL	1191	23	0	1214	252	18	0	270	1477	59	2	1538
--------------------	-------------	-----------	----------	-------------	------------	-----------	----------	------------	-------------	-----------	----------	-------------

TOTAL ARRESTS BY COUNTY

PART I CRIMES	HANCOCK				HARDIN				HARLAN			
	ADULT	JUV.	UNK.	TOTAL	ADULT	JUV.	UNK.	TOTAL	ADULT	JUV.	UNK.	TOTAL
Murder & Non-Negligent Manslaughter	0	0	0	0	0	2	0	2	5	0	0	5
Forcible Rape	0	0	0	0	17	5	0	22	6	0	0	6
Robbery	0	0	0	0	7	1	0	8	3	0	0	3
Aggravated Assault	3	0	0	3	127	13	0	140	169	0	0	169
Burglary	0	0	0	0	95	44	0	139	29	4	0	33
Larceny-Theft	2	1	0	3	324	235	0	559	152	1	0	153
Auto Theft	0	0	0	0	11	12	0	23	11	0	0	11
Sub Total for PART I CRIMES	5	1	0	6	581	312	0	893	375	5	0	380

PART II CRIMES												
Manslaughter by Negligence	0	0	0	0	0	0	0	0	1	0	0	1
Other Assaults	4	0	0	4	152	19	0	171	329	2	0	331
Arson	0	0	0	0	3	3	0	6	1	0	0	1
Forgery & Counterfeiting	2	0	0	2	89	0	0	89	68	0	0	68
Fraud	11	0	0	11	3157	3	0	3160	324	0	0	324
Embezzlement	0	0	0	0	7	0	0	7	5	0	0	5
Stolen Property: Buying, Receiving, Possession	0	0	0	0	120	11	0	131	26	0	0	26
Vandalism	0	0	0	0	50	74	0	124	73	0	0	73
Weapons: Carrying, Possession, Etc.	0	0	0	0	84	8	0	92	36	0	0	36
Prostitution & Commercialized Vice	0	0	0	0	13	1	0	14	0	0	0	0
Sex Offenses (Except Rape & Prostitution)	0	0	0	0	68	6	0	74	13	0	0	13
Narcotic Drug Laws	7	0	0	7	360	3	0	363	134	1	0	135
Gambling	0	0	0	0	0	0	0	0	3	0	0	3
Offenses Against Family	1	0	0	1	60	1	0	61	10	0	0	10
Driving Under the Influence	28	0	0	28	1000	12	0	1012	465	16	0	481
Liquor Laws	4	0	0	4	37	10	0	47	46	0	0	46
Drunkenness	7	0	0	7	656	24	0	680	740	9	0	749
Disorderly Conduct	1	0	0	1	191	27	0	218	364	7	0	371
All Other Offenses (Except Traffic)	28	0	0	28	805	53	0	858	361	2	0	363
Curfew & Loitering Law Violations	0	0	0	0	0	137	0	137	0	0	0	0
Runaways	0	0	0	0	0	67	0	67	0	0	0	0
Sub Total for PART II CRIMES	93	0	0	93	6852	459	0	7311	2999	37	0	3036

GRAND TOTAL	98	1	0	99	7433	771	0	8204	3374	42	0	3416
--------------------	-----------	----------	----------	-----------	-------------	------------	----------	-------------	-------------	-----------	----------	-------------

TOTAL ARRESTS BY COUNTY

PART I CRIMES	HARRISON				HART				HENDERSON			
	ADULT	JUV.	UNK.	TOTAL	ADULT	JUV.	UNK.	TOTAL	ADULT	JUV.	UNK.	TOTAL
Murder & Non-Negligent Manslaughter	0	0	0	0	4	0	0	4	6	2	0	8
Forcible Rape	4	0	0	4	2	0	0	2	3	0	0	3
Robbery	0	0	0	0	1	0	0	1	13	1	0	14
Aggravated Assault	26	0	0	26	32	1	0	33	260	13	0	273
Burglary	6	3	0	9	7	4	0	11	82	35	0	117
Larceny-Theft	14	1	0	15	21	3	0	24	291	107	0	398
Auto Theft	2	3	0	5	1	0	0	1	15	5	0	20
Sub Total for PART I CRIMES	52	7	0	59	68	8	0	76	670	163	0	833

PART II CRIMES												
Manslaughter by Negligence	0	0	0	0	0	0	0	0	1	0	0	1
Other Assaults	30	0	0	30	52	0	0	52	350	39	0	389
Arson	0	0	0	0	1	1	0	2	1	3	0	4
Forgery & Counterfeiting	2	0	0	2	1	0	0	1	231	2	0	233
Fraud	88	0	0	88	143	0	0	143	1104	10	0	1114
Embezzlement	1	0	0	1	2	0	0	2	14	2	0	16
Stolen Property: Buying, Receiving, Possession	9	0	0	9	2	6	0	8	95	29	0	124
Vandalism	7	0	0	7	12	0	0	12	156	107	0	263
Weapons: Carrying, Possession, Etc.	10	1	0	11	4	0	0	4	50	3	0	53
Prostitution & Commercialized Vice	0	0	0	0	0	0	0	0	0	0	0	0
Sex Offenses (Except Rape & Prostitution)	6	0	0	6	10	0	0	10	57	5	0	62
Narcotic Drug Laws	50	2	0	52	22	1	0	23	237	13	0	250
Gambling	0	0	0	0	2	0	0	2	10	0	0	10
Offenses Against Family	6	0	0	6	5	0	0	5	141	1	0	142
Driving Under the Influence	122	4	0	126	99	3	0	102	603	6	0	609
Liquor Laws	20	1	0	21	13	0	0	13	157	39	0	196
Drunkenness	125	0	0	125	102	1	0	103	478	16	0	494
Disorderly Conduct	51	0	0	51	57	0	0	57	345	40	0	385
All Other Offenses (Except Traffic)	100	1	0	101	74	0	0	74	440	31	0	471
Curfew & Loitering Law Violations	0	0	0	0	0	0	0	0	0	4	0	4
Runaways	0	0	0	0	0	0	0	0	0	0	0	0
Sub Total for PART II CRIMES	627	9	0	636	601	12	0	613	4470	350	0	4820

GRAND TOTAL	679	16	0	695	669	20	0	689	5140	513	0	5653
--------------------	------------	-----------	----------	------------	------------	-----------	----------	------------	-------------	------------	----------	-------------

TOTAL ARRESTS BY COUNTY

PART I CRIMES	HENRY				HICKMAN				HOPKINS			
	ADULT	JUV.	UNK.	TOTAL	ADULT	JUV.	UNK.	TOTAL	ADULT	JUV.	UNK.	TOTAL
Murder & Non-Negligent Manslaughter	0	0	0	0	4	1	0	5	3	0	0	3
Forcible Rape	0	0	0	0	1	2	0	3	8	0	0	8
Robbery	0	0	0	0	0	0	0	0	13	13	0	26
Aggravated Assault	15	0	0	15	4	0	0	4	125	16	1	142
Burglary	2	0	0	2	8	0	0	8	58	45	0	103
Larceny-Theft	6	1	0	7	8	0	0	8	140	99	1	240
Auto Theft	2	0	0	2	2	0	0	2	14	20	1	35
Sub Total for PART I CRIMES	25	1	0	26	27	3	0	30	361	193	3	557

PART II CRIMES												
Manslaughter by Negligence	0	0	0	0	0	0	0	0	1	0	0	1
Other Assaults	31	0	0	31	27	1	0	28	125	4	0	129
Arson	0	0	0	0	0	0	0	0	1	4	0	5
Forgery & Counterfeiting	7	0	0	7	1	0	0	1	96	56	0	152
Fraud	53	0	0	53	31	0	0	31	654	1	0	655
Embezzlement	1	0	0	1	2	0	0	2	13	0	0	13
Stolen Property: Buying, Receiving, Possession	2	1	0	3	0	0	0	0	59	20	0	79
Vandalism	5	0	0	5	1	0	0	1	116	15	0	131
Weapons: Carrying, Possession, Etc.	1	0	0	1	8	0	0	8	24	8	0	32
Prostitution & Commercialized Vice	0	0	0	0	0	0	0	0	0	0	0	0
Sex Offenses (Except Rape & Prostitution)	3	0	0	3	2	1	0	3	39	0	0	39
Narcotic Drug Laws	46	1	0	47	27	0	0	27	341	20	1	362
Gambling	0	0	0	0	0	0	0	0	8	0	0	8
Offenses Against Family	7	0	0	7	7	0	0	7	88	16	0	104
Driving Under the Influence	119	4	0	123	54	3	0	57	620	20	1	641
Liquor Laws	27	1	0	28	15	1	0	16	116	45	1	162
Drunkenness	93	2	0	95	56	2	0	58	505	28	1	534
Disorderly Conduct	39	1	0	40	32	0	0	32	238	10	0	248
All Other Offenses (Except Traffic)	175	1	0	176	36	0	0	36	516	45	2	563
Curfew & Loitering Law Violations	0	0	0	0	0	0	0	0	0	0	0	0
Runaways	0	0	0	0	0	0	0	0	1	4	0	5
Sub Total for PART II CRIMES	609	11	0	620	299	8	0	307	3561	296	6	3864

GRAND TOTAL	634	12	0	646	326	11	0	337	3922	489	9	4420
--------------------	------------	-----------	----------	------------	------------	-----------	----------	------------	-------------	------------	----------	-------------

TOTAL ARRESTS BY COUNTY

PART I CRIMES	JACKSON				JEFFERSON				JESSAMINE			
	ADULT	JUV.	UNK.	TOTAL	ADULT	JUV.	UNK.	TOTAL	ADULT	JUV.	UNK.	TOTAL
Murder & Non-Negligent Manslaughter	3	0	0	3	89	7	0	96	1	0	0	1
Forcible Rape	1	0	0	1	139	10	0	149	1	0	0	1
Robbery	1	0	0	1	599	187	0	786	9	2	0	11
Aggravated Assault	25	1	0	26	2109	251	0	2360	51	3	0	54
Burglary	11	5	0	16	1328	719	0	2047	37	26	0	63
Larceny-Theft	8	4	0	12	3578	1638	3	5219	77	51	0	128
Auto Theft	3	0	0	3	391	275	0	666	2	2	0	4
Sub Total for PART I CRIMES	52	10	0	62	8233	3087	3	11323	178	84	0	262

PART II CRIMES												
Manslaughter by Negligence	0	0	0	0	7	0	0	7	0	0	0	0
Other Assaults	35	0	0	35	2385	36	0	2421	54	0	0	54
Arson	1	0	0	1	45	33	0	78	1	0	0	1
Forgery & Counterfeiting	3	0	0	3	638	26	1	665	5	0	0	5
Fraud	16	1	0	17	2706	37	0	2743	34	1	0	35
Embezzlement	1	0	0	1	157	0	0	157	1	0	0	1
Stolen Property: Buying, Receiving, Possession	4	1	0	5	657	330	0	987	20	11	0	31
Vandalism	12	0	0	12	571	132	0	703	15	5	0	20
Weapons: Carrying, Possession, Etc.	6	2	0	8	724	66	0	790	12	2	0	14
Prostitution & Commercialized Vice	0	0	0	0	400	5	0	405	0	0	0	0
Sex Offenses (Except Rape & Prostitution)	2	0	0	2	343	23	0	366	86	2	0	88
Narcotic Drug Laws	35	1	0	36	2978	133	0	3111	126	0	0	126
Gambling	0	0	0	0	80	3	0	83	0	0	0	0
Offenses Against Family	26	0	0	26	559	2	0	561	12	0	0	12
Driving Under the Influence	203	2	0	205	6332	21	0	6353	231	2	0	233
Liquor Laws	8	1	0	9	495	236	0	731	15	1	0	16
Drunkenness	284	3	0	287	5412	104	2	5518	297	5	0	302
Disorderly Conduct	37	1	0	38	1979	473	0	2452	65	5	0	70
All Other Offenses (Except Traffic)	297	6	0	303	2688	552	0	3240	194	7	0	201
Curfew & Loitering Law Violations	0	0	0	0	0	0	0	0	0	0	0	0
Runaways	0	0	0	0	0	31	0	31	0	0	0	0
Sub Total for PART II CRIMES	970	18	0	988	29156	2243	3	31402	1168	41	0	1209

GRAND TOTAL	1022	28	0	1050	37389	5330	6	42725	1346	125	0	1471
--------------------	-------------	-----------	----------	-------------	--------------	-------------	----------	--------------	-------------	------------	----------	-------------

TOTAL ARRESTS BY COUNTY

PART I CRIMES	JOHNSON				KENTON				KNOTT			
	ADULT	JUV.	UNK.	TOTAL	ADULT	JUV.	UNK.	TOTAL	ADULT	JUV.	UNK.	TOTAL
Murder & Non-Negligent Manslaughter	2	0	0	2	3	0	0	3	5	1	0	6
Forcible Rape	4	0	0	4	12	1	0	13	3	0	0	3
Robbery	0	0	0	0	40	4	0	44	1	1	0	2
Aggravated Assault	15	0	0	15	456	34	0	490	73	1	0	74
Burglary	10	2	0	12	154	35	0	189	2	1	0	3
Larceny-Theft	14	5	0	19	436	155	0	591	4	1	0	5
Auto Theft	6	1	0	7	20	15	0	35	3	0	0	3
Sub Total for PART I CRIMES	51	8	0	59	1121	244	0	1365	91	5	0	96

PART II CRIMES												
Manslaughter by Negligence	0	0	0	0	0	0	0	0	0	0	0	0
Other Assaults	17	0	0	17	273	23	0	296	72	0	0	72
Arson	1	0	0	1	15	4	0	19	6	0	0	6
Forgery & Counterfeiting	14	0	0	14	54	3	0	57	6	0	0	6
Fraud	24	0	0	24	333	3	0	336	2	0	0	2
Embezzlement	3	0	0	3	6	0	0	6	1	0	0	1
Stolen Property: Buying, Receiving, Possession	8	1	0	9	129	47	0	176	1	0	0	1
Vandalism	6	0	0	6	100	12	0	112	17	2	0	19
Weapons: Carrying, Possession, Etc.	3	0	0	3	172	7	0	179	6	1	0	7
Prostitution & Commercialized Vice	0	0	0	0	84	2	0	86	0	0	0	0
Sex Offenses (Except Rape & Prostitution)	8	0	0	8	70	1	0	71	11	0	0	11
Narcotic Drug Laws	40	2	0	42	922	26	1	949	63	6	0	69
Gambling	0	0	0	0	3	0	0	3	5	0	0	5
Offenses Against Family	6	0	0	6	301	0	0	301	1	0	0	1
Driving Under the Influence	273	12	0	285	1671	12	0	1683	167	4	0	171
Liquor Laws	13	0	0	13	256	30	0	286	13	4	0	17
Drunkenness	130	4	0	134	2700	58	0	2758	271	3	0	274
Disorderly Conduct	35	2	0	37	1278	70	1	1349	59	3	0	62
All Other Offenses (Except Traffic)	86	3	0	89	2834	186	0	3020	85	1	0	86
Curfew & Loitering Law Violations	0	0	0	0	3	0	0	3	0	0	0	0
Runaways	0	0	0	0	0	0	0	0	0	0	0	0
Sub Total for PART II CRIMES	667	24	0	691	11204	484	2	11690	786	24	0	810

GRAND TOTAL	718	32	0	750	12325	728	2	13055	877	29	0	906
--------------------	------------	-----------	----------	------------	--------------	------------	----------	--------------	------------	-----------	----------	------------

TOTAL ARRESTS BY COUNTY

PART I CRIMES	KNOX				LARUE				LAUREL			
	ADULT	JUV	UNK	TOTAL	ADULT	JUV	UNK	TOTAL	ADULT	JUV	UNK	TOTAL
Murder & Non-Negligent Manslaughter	2	0	0	2	0	0	0	0	9	0	0	9
Forcible Rape	6	0	0	6	2	0	0	2	4	0	0	4
Robbery	3	0	0	3	1	0	0	1	1	0	0	1
Aggravated Assault	69	1	0	70	17	0	0	17	68	2	2	72
Burglary	16	0	0	16	12	2	0	14	32	14	0	46
Larceny-Theft	66	4	0	70	27	0	0	27	157	18	1	176
Auto Theft	10	1	0	11	0	0	0	0	14	2	0	16
Sub Total for PART I CRIMES	172	6	0	178	59	2	0	61	285	36	3	324

PART II CRIMES												
Manslaughter by Negligence	2	0	0	2	0	0	0	0	0	0	0	0
Other Assaults	151	0	0	151	62	0	0	62	94	3	1	98
Arson	3	0	0	3	0	0	0	0	10	0	0	10
Forgery & Counterfeiting	31	0	0	31	43	1	0	44	41	6	0	47
Fraud	7	0	0	7	211	0	0	211	65	0	0	65
Embezzlement	1	0	0	1	8	0	0	8	1	0	0	1
Stolen Property: Buying, Receiving, Possession	19	0	0	19	8	0	0	8	32	15	0	47
Vandalism	43	5	0	48	25	0	0	25	27	4	1	32
Weapons: Carrying, Possession, Etc.	19	0	0	19	6	0	0	6	30	0	0	30
Prostitution & Commercialized Vice	0	0	0	0	0	0	0	0	0	0	0	0
Sex Offenses (Except Rape & Prostitution)	33	0	0	33	3	2	0	5	18	2	0	20
Narcotic Drug Laws	137	0	0	137	41	0	0	41	223	4	3	230
Gambling	0	0	0	0	0	0	0	0	0	0	0	0
Offenses Against Family	27	0	0	27	24	0	0	24	13	0	0	13
Driving Under the Influence	493	17	0	510	116	7	1	124	651	13	2	666
Liquor Laws	23	1	0	24	36	1	0	37	35	1	0	36
Drunkenness	403	3	0	406	159	1	0	160	534	9	2	545
Disorderly Conduct	63	0	0	63	29	0	0	29	75	9	5	89
All Other Offenses (Except Traffic)	556	2	0	558	122	1	0	123	437	4	3	444
Curfew & Loitering Law Violations	0	0	0	0	0	0	0	0	0	0	0	0
Runaways	0	0	0	0	0	0	0	0	0	0	0	0
Sub Total for PART II CRIMES	2011	28	0	2039	893	13	1	907	2286	70	17	2373

GRAND TOTAL	2183	34	0	2217	952	15	1	968	2571	106	20	2697
--------------------	-------------	-----------	----------	-------------	------------	-----------	----------	------------	-------------	------------	-----------	-------------

TOTAL ARRESTS BY COUNTY

PART I CRIMES	LAWRENCE				LEE				LESLIE			
	ADULT	JUV	UNK	TOTAL	ADULT	JUV	UNK	TOTAL	ADULT	JUV	UNK	TOTAL
Murder & Non-Negligent Manslaughter	1	0	0	1	5	0	0	5	6	1	0	7
Forcible Rape	3	0	0	3	0	0	0	0	0	0	0	0
Robbery	40	0	0	40	2	0	0	2	1	0	0	1
Aggravated Assault	8	0	0	8	20	1	0	21	16	0	0	16
Burglary	18	2	0	20	2	0	0	2	4	0	0	4
Larceny-Theft	2	3	0	5	3	0	0	3	10	0	0	10
Auto Theft	0	0	0	0	1	0	0	1	4	0	0	4
Sub Total for PART I CRIMES	72	5	0	77	33	1	0	34	41	1	0	42

PART II CRIMES												
Manslaughter by Negligence	0	0	0	0	0	0	0	0	1	0	0	1
Other Assaults	38	0	0	38	12	1	0	13	11	0	0	11
Arson	0	0	0	0	3	0	0	3	1	0	0	1
Forgery & Counterfeiting	1	1	0	2	1	0	0	1	1	0	0	1
Fraud	20	0	0	20	15	0	0	15	6	0	0	6
Embezzlement	1	0	0	1	0	0	0	0	0	0	0	0
Stolen Property: Buying, Receiving, Possession	4	0	0	4	9	0	0	9	5	0	0	5
Vandalism	11	0	0	11	7	0	0	7	3	0	0	3
Weapons: Carrying, Possession, Etc.	9	0	0	9	10	1	0	11	10	0	0	10
Prostitution & Commercialized Vice	0	0	0	0	0	0	0	0	0	0	0	0
Sex Offenses (Except Rape & Prostitution)	4	0	0	4	1	0	0	1	1	0	0	1
Narcotic Drug Laws	32	0	0	32	36	3	0	39	35	0	0	35
Gambling	0	0	0	0	0	0	0	0	0	0	0	0
Offenses Against Family	2	0	0	2	1	0	0	1	1	0	0	1
Driving Under the Influence	187	1	0	188	142	7	0	149	153	2	0	155
Liquor Laws	2	0	0	2	9	1	0	10	4	0	0	4
Drunkenness	223	4	0	227	241	6	0	247	104	1	0	105
Disorderly Conduct	57	0	0	57	46	3	0	49	22	0	0	22
All Other Offenses (Except Traffic)	131	2	0	133	87	2	0	89	42	0	0	42
Curfew & Loitering Law Violations	0	0	0	0	0	0	0	0	0	0	0	0
Runaways	0	0	0	0	0	0	0	0	0	0	0	0
Sub Total for PART II CRIMES	722	8	0	730	620	24	0	644	400	3	0	403

GRAND TOTAL	794	13	0	807	653	25	0	678	441	4	0	445
--------------------	------------	-----------	----------	------------	------------	-----------	----------	------------	------------	----------	----------	------------

TOTAL ARRESTS BY COUNTY

PART I CRIMES	LETCHER				LEWIS				LINCOLN			
	ADULT	JUV	UNK	TOTAL	ADULT	JUV	UNK	TOTAL	ADULT	JUV	UNK	TOTAL
Murder & Non-Negligent Manslaughter	1	0	0	1	1	0	0	1	1	0	0	1
Forcible Rape	4	0	0	4	1	0	0	1	0	0	0	0
Robbery	3	2	0	5	0	0	0	0	3	0	0	3
Aggravated Assault	103	0	0	103	14	0	0	14	52	0	0	52
Burglary	14	0	0	14	10	0	0	10	17	0	0	17
Larceny-Theft	68	0	0	68	5	0	0	5	29	0	0	29
Auto Theft	5	0	0	5	1	0	0	1	4	0	0	4
Sub Total for PART I CRIMES	198	2	0	200	32	0	0	32	106	0	0	106

PART II CRIMES												
Manslaughter by Negligence	1	0	0	1	1	0	0	1	0	0	0	0
Other Assaults	215	1	0	216	8	0	0	8	62	0	0	62
Arson	1	0	0	1	4	2	0	6	0	0	0	0
Forgery & Counterfeiting	5	0	0	5	2	0	0	2	1	0	0	1
Fraud	44	0	0	44	17	0	0	17	83	0	0	83
Embezzlement	3	0	0	3	3	0	0	3	3	0	0	3
Stolen Property: Buying, Receiving, Possession	8	0	0	8	7	0	0	7	4	0	0	4
Vandalism	39	1	0	40	3	0	0	3	21	0	0	21
Weapons: Carrying, Possession, Etc.	11	0	0	11	0	0	0	0	8	0	0	8
Prostitution & Commercialized Vice	0	0	0	0	0	0	0	0	0	0	0	0
Sex Offenses (Except Rape & Prostitution)	11	0	0	11	2	0	0	2	4	0	0	4
Narcotic Drug Laws	168	1	0	169	36	0	0	36	62	0	0	62
Gambling	1	0	0	1	0	0	0	0	0	0	0	0
Offenses Against Family	24	0	0	24	2	0	0	2	25	0	0	25
Driving Under the Influence	339	7	0	346	158	1	0	159	148	2	0	150
Liquor Laws	18	2	0	20	6	0	0	6	14	0	0	14
Drunkenness	520	2	0	522	47	0	0	47	243	2	0	245
Disorderly Conduct	178	0	0	178	7	4	0	11	83	0	0	83
All Other Offenses (Except Traffic)	257	2	0	259	63	0	0	63	100	0	0	100
Curfew & Loitering Law Violations	0	0	0	0	0	0	0	0	0	0	0	0
Runaways	0	0	0	0	0	0	0	0	0	0	0	0
Sub Total for PART II CRIMES	1843	16	0	1859	366	7	0	373	861	4	0	865

GRAND TOTAL	2041	18	0	2059	398	7	0	405	967	4	0	971
--------------------	-------------	-----------	----------	-------------	------------	----------	----------	------------	------------	----------	----------	------------

TOTAL ARRESTS BY COUNTY

PART I CRIMES	LIVINGSTON				LOGAN				LYON			
	ADULT	JUV	UNK	TOTAL	ADULT	JUV	UNK	TOTAL	ADULT	JUV	UNK	TOTAL
Murder & Non-Negligent Manslaughter	3	0	0	3	0	0	0	0	0	0	0	0
Forcible Rape	0	0	0	0	2	0	0	2	0	0	0	0
Robbery	0	0	0	0	3	0	0	3	0	0	0	0
Aggravated Assault	10	0	0	10	85	3	0	88	21	0	0	21
Burglary	1	0	0	1	32	13	0	45	1	0	0	1
Larceny-Theft	5	2	0	7	103	31	0	134	24	2	0	26
Auto Theft	5	2	0	7	9	3	0	12	2	0	0	2
Sub Total for PART I CRIMES	24	4	0	28	234	50	0	284	48	2	0	50

PART II CRIMES												
Manslaughter by Negligence	0	0	0	0	0	0	0	0	0	0	0	0
Other Assaults	18	0	0	18	53	5	0	58	3	0	0	3
Arson	0	0	0	0	0	0	0	0	0	0	0	0
Forgery & Counterfeiting	3	3	0	6	86	2	0	88	2	0	0	2
Fraud	24	2	0	26	365	6	0	371	33	0	0	33
Embezzlement	3	0	0	3	2	0	0	2	8	0	0	8
Stolen Property: Buying, Receiving, Possession	6	0	0	6	13	0	0	13	1	0	0	1
Vandalism	5	1	0	6	30	5	0	35	1	0	0	1
Weapons: Carrying, Possession, Etc.	4	0	0	4	20	1	0	21	1	1	0	2
Prostitution & Commercialized Vice	0	0	0	0	0	0	0	0	0	0	0	0
Sex Offenses (Except Rape & Prostitution)	1	0	0	1	13	0	0	13	1	0	0	1
Narcotic Drug Laws	22	0	0	22	134	3	0	137	13	0	0	13
Gambling	0	0	0	0	2	0	0	2	0	0	0	0
Offenses Against Family	13	0	0	13	30	0	0	30	3	0	0	3
Driving Under the Influence	121	1	0	122	305	3	0	308	58	1	0	59
Liquor Laws	3	1	0	4	24	4	0	28	12	1	0	13
Drunkenness	127	2	0	129	324	3	0	327	83	3	0	86
Disorderly Conduct	35	0	0	35	78	5	0	83	4	0	0	4
All Other Offenses (Except Traffic)	51	7	0	58	344	8	0	352	52	0	0	52
Curfew & Loitering Law Violations	0	0	0	0	1	0	0	1	0	0	0	0
Runaways	0	0	0	0	0	0	0	0	0	0	0	0
Sub Total for PART II CRIMES	436	17	0	453	1824	45	0	1869	275	6	0	281

GRAND TOTAL	460	21	0	481	2058	95	0	2153	323	8	0	331
--------------------	------------	-----------	----------	------------	-------------	-----------	----------	-------------	------------	----------	----------	------------

TOTAL ARRESTS BY COUNTY

PART I CRIMES	MADISON				MAGOFFIN				MARION			
	ADULT	JUV	UNK	TOTAL	ADULT	JUV	UNK	TOTAL	ADULT	JUV	UNK	TOTAL
Murder & Non-Negligent Manslaughter	8	0	0	8	2	0	0	2	0	0	0	0
Forcible Rape	10	0	0	10	2	0	0	2	3	0	0	3
Robbery	18	1	0	19	0	0	0	0	2	0	0	2
Aggravated Assault	144	6	0	150	35	2	0	37	41	3	0	44
Burglary	75	5	0	80	18	7	0	25	21	6	0	27
Larceny-Theft	284	94	0	378	15	1	0	16	23	4	0	27
Auto Theft	21	6	0	27	2	1	0	3	3	0	0	3
Sub Total for PART I CRIMES	560	112	0	672	74	11	0	85	93	13	0	106

PART II CRIMES												
Manslaughter by Negligence	4	0	0	4	0	0	0	0	1	0	0	1
Other Assaults	176	12	0	188	30	0	0	30	14	8	0	22
Arson	1	5	0	6	0	0	0	0	0	0	0	0
Forgery & Counterfeiting	33	0	0	33	0	0	0	0	7	4	0	11
Fraud	446	0	0	446	8	0	0	8	25	0	0	25
Embezzlement	5	0	0	5	2	0	0	2	2	0	0	2
Stolen Property: Buying, Receiving, Possession	69	18	0	87	3	0	0	3	7	0	0	7
Vandalism	56	8	0	64	8	1	0	9	7	3	0	10
Weapons: Carrying, Possession, Etc.	49	3	0	52	8	0	0	8	9	2	0	11
Prostitution & Commercialized Vice	1	0	0	1	0	0	0	0	0	0	0	0
Sex Offenses (Except Rape & Prostitution)	26	5	0	31	2	0	0	2	10	0	0	10
Narcotic Drug Laws	299	12	0	311	28	0	0	28	32	1	0	33
Gambling	0	0	0	0	0	0	0	0	0	0	0	0
Offenses Against Family	20	0	0	20	2	0	0	2	4	0	0	4
Driving Under the Influence	1236	20	0	1256	269	9	0	278	203	6	0	209
Liquor Laws	47	8	0	55	6	1	0	7	18	10	0	28
Drunkenness	1718	28	1	1747	483	7	0	490	195	5	1	201
Disorderly Conduct	435	12	0	447	58	0	0	58	41	3	2	46
All Other Offenses (Except Traffic)	518	34	0	552	115	1	0	116	220	8	0	228
Curfew & Loitering Law Violations	9	0	0	9	0	0	0	0	1	0	0	1
Runaways	0	0	0	0	0	0	0	0	0	0	0	0
Sub Total for PART II CRIMES	5148	165	1	5314	1022	19	0	1041	796	50	3	849

GRAND TOTAL	5708	277	1	5986	1096	30	0	1126	889	63	3	955
--------------------	-------------	------------	----------	-------------	-------------	-----------	----------	-------------	------------	-----------	----------	------------

TOTAL ARRESTS BY COUNTY

PART I CRIMES	MARSHALL				MARTIN				MASON			
	ADULT	JUV.	UNK.	TOTAL	ADULT	JUV.	UNK.	TOTAL	ADULT	JUV.	UNK.	TOTAL
Murder & Non-Negligent Manslaughter	0	0	0	0	0	0	0	0	0	0	0	0
Forcible Rape	1	0	0	1	3	0	0	3	1	0	0	1
Robbery	1	0	0	1	2	0	0	2	1	0	0	1
Aggravated Assault	36	0	0	36	45	0	0	45	36	2	1	39
Burglary	26	8	0	34	15	7	0	22	11	15	0	26
Larceny-Theft	60	12	0	72	20	8	0	28	42	0	0	42
Auto Theft	2	2	0	4	3	2	0	5	0	0	0	0
Sub Total for PART I CRIMES	126	22	0	148	88	17	0	105	91	17	1	109

PART II CRIMES												
Manslaughter by Negligence	0	0	0	0	0	0	0	0	0	0	0	0
Other Assaults	55	1	0	56	41	0	0	41	60	0	1	61
Arson	2	0	0	2	3	0	0	3	3	0	0	3
Forgery & Counterfeiting	1	1	0	2	0	0	0	0	30	2	0	32
Fraud	205	1	0	206	14	0	0	14	116	0	0	116
Embezzlement	6	0	0	6	0	0	0	0	1	0	0	1
Stolen Property: Buying, Receiving, Possession	12	0	0	12	12	0	0	12	8	1	0	9
Vandalism	14	2	0	16	21	0	0	21	20	9	0	29
Weapons: Carrying, Possession, Etc.	5	1	0	6	5	0	0	5	3	1	0	4
Prostitution & Commercialized Vice	0	0	0	0	0	0	0	0	0	0	0	0
Sex Offenses (Except Rape & Prostitution)	4	0	0	4	9	0	0	9	2	0	0	2
Narcotic Drug Laws	64	2	0	66	17	0	0	17	63	1	0	64
Gambling	0	0	0	0	0	0	0	0	0	0	0	0
Offenses Against Family	10	0	0	10	2	0	0	2	3	0	0	3
Driving Under the Influence	184	2	0	186	187	2	0	189	179	5	0	184
Liquor Laws	25	5	0	30	1	2	0	3	21	6	0	27
Drunkenness	128	6	0	134	321	4	0	325	333	14	0	347
Disorderly Conduct	65	2	2	69	106	1	0	107	100	9	2	111
All Other Offenses (Except Traffic)	94	4	0	98	281	0	0	281	110	5	0	115
Curfew & Loitering Law Violations	0	0	0	0	0	0	0	0	0	0	0	0
Runaways	0	0	0	0	0	0	0	0	0	0	0	0
Sub Total for PART II CRIMES	874	27	2	903	1020	9	0	1029	1052	53	3	1108

GRAND TOTAL	1000	49	2	1051	1108	26	0	1134	1143	70	4	1217
--------------------	-------------	-----------	----------	-------------	-------------	-----------	----------	-------------	-------------	-----------	----------	-------------

TOTAL ARRESTS BY COUNTY

PART I CRIMES	McCRACKEN				McCREARY				McLEAN			
	ADULT	JUV.	UNK.	TOTAL	ADULT	JUV.	UNK.	TOTAL	ADULT	JUV.	UNK.	TOTAL
Murder & Non-Negligent Manslaughter	8	0	0	8	1	0	0	1	0	0	0	0
Forcible Rape	6	1	0	7	3	0	0	3	1	0	0	1
Robbery	25	3	0	28	0	0	0	0	0	0	0	0
Aggravated Assault	227	22	0	249	59	0	0	59	12	0	0	12
Burglary	69	39	0	108	12	18	0	30	8	0	0	8
Larceny-Theft	433	193	0	626	18	1	0	19	14	0	0	14
Auto Theft	30	2	0	32	2	0	0	2	0	0	0	0
Sub Total for PART I CRIMES	798	260	0	1058	95	19	0	114	35	0	0	35

PART II CRIMES												
Manslaughter by Negligence	1	0	0	1	0	0	0	0	0	0	0	0
Other Assaults	256	11	0	267	106	0	0	106	30	0	0	30
Arson	1	0	0	1	1	0	0	1	1	0	0	1
Forgery & Counterfeiting	56	7	0	63	0	0	0	0	6	2	0	8
Fraud	762	11	0	773	14	0	0	14	43	0	0	43
Embezzlement	15	0	0	15	0	0	0	0	0	0	0	0
Stolen Property: Buying, Receiving, Possession	72	50	0	122	8	0	0	8	1	0	0	1
Vandalism	76	13	0	89	27	0	0	27	12	0	0	12
Weapons: Carrying, Possession, Etc.	71	7	0	78	14	0	0	14	1	0	0	1
Prostitution & Commercialized Vice	0	0	0	0	0	0	0	0	0	0	0	0
Sex Offenses (Except Rape & Prostitution)	52	1	0	53	13	1	0	14	2	0	0	2
Narcotic Drug Laws	311	14	0	325	56	1	0	57	12	0	0	12
Gambling	0	2	0	2	0	0	0	0	0	0	0	0
Offenses Against Family	41	1	0	42	7	0	0	7	8	0	0	8
Driving Under the Influence	1155	11	0	1166	270	4	0	274	43	1	0	44
Liquor Laws	129	62	0	191	8	1	0	9	16	1	0	17
Drunkenness	1096	29	0	1125	237	3	0	240	50	0	0	50
Disorderly Conduct	468	49	0	517	108	2	0	110	30	0	0	30
All Other Offenses (Except Traffic)	715	31	0	746	226	1	0	227	45	0	0	45
Curfew & Loitering Law Violations	0	0	0	0	0	0	0	0	0	0	0	0
Runaways	0	0	0	0	0	0	0	0	0	0	0	0
Sub Total for PART II CRIMES	5277	299	0	5576	1095	13	0	1108	300	4	0	304

GRAND TOTAL	6075	559	0	6634	1190	32	0	1222	335	4	0	339
--------------------	-------------	------------	----------	-------------	-------------	-----------	----------	-------------	------------	----------	----------	------------

TOTAL ARRESTS BY COUNTY

PART I CRIMES	MEADE				MENIFEE				MERCER			
	ADULT	JUV	UNK	TOTAL	ADULT	JUV	UNK	TOTAL	ADULT	JUV	UNK	TOTAL
Murder & Non-Negligent Manslaughter	2	0	0	2	1	0	0	1	0	0	0	0
Forcible Rape	3	0	0	3	0	0	0	0	0	0	0	0
Robbery	1	0	0	1	0	0	0	0	0	0	0	0
Aggravated Assault	29	0	0	29	15	0	0	15	31	3	0	34
Burglary	15	2	0	17	6	0	0	6	6	2	0	8
Larceny-Theft	13	0	0	13	0	0	0	0	16	7	0	23
Auto Theft	4	0	0	4	1	0	0	1	0	0	0	0
Sub Total for PART I CRIMES	67	2	0	69	23	0	0	23	53	12	0	65

PART II CRIMES												
Manslaughter by Negligence	0	0	0	0	0	0	0	0	0	0	0	0
Other Assaults	21	0	0	21	19	0	0	19	43	2	0	45
Arson	0	0	0	0	0	0	0	0	0	0	0	0
Forgery & Counterfeiting	7	0	0	7	0	0	0	0	4	6	0	10
Fraud	319	0	0	319	2	0	0	2	58	1	0	59
Embezzlement	2	0	0	2	0	0	0	0	1	0	0	1
Stolen Property: Buying, Receiving, Possession	14	0	0	14	3	0	0	3	2	3	0	5
Vandalism	10	0	0	10	5	0	0	5	14	5	0	19
Weapons: Carrying, Possession, Etc.	14	0	0	14	0	0	0	0	5	0	0	5
Prostitution & Commercialized Vice	0	0	0	0	0	0	0	0	0	0	0	0
Sex Offenses (Except Rape & Prostitution)	10	0	0	10	3	0	0	3	10	0	0	10
Narcotic Drug Laws	41	0	0	41	24	0	0	24	23	0	0	23
Gambling	0	0	0	0	0	0	0	0	0	0	0	0
Offenses Against Family	12	0	0	12	1	0	0	1	4	0	0	4
Driving Under the Influence	217	4	2	223	22	0	0	22	170	3	0	173
Liquor Laws	13	0	0	13	3	0	0	3	19	3	0	22
Drunkenness	175	1	0	176	71	1	0	72	139	6	0	145
Disorderly Conduct	51	0	0	51	8	0	0	8	46	3	0	49
All Other Offenses (Except Traffic)	83	0	0	83	36	0	0	36	130	3	0	133
Curfew & Loitering Law Violations	0	0	0	0	0	0	0	0	0	0	0	0
Runaways	0	0	0	0	0	0	0	0	0	0	0	0
Sub Total for PART II CRIMES	989	5	2	996	197	1	0	198	668	35	0	703

GRAND TOTAL	1056	7	2	1065	220	1	0	221	721	47	0	768
--------------------	-------------	----------	----------	-------------	------------	----------	----------	------------	------------	-----------	----------	------------

TOTAL ARRESTS BY COUNTY

PART I CRIMES	METCALFE				MONROE				MONTGOMERY			
	ADULT	JUV	UNK	TOTAL	ADULT	JUV	UNK	TOTAL	ADULT	JUV	UNK	TOTAL
Murder & Non-Negligent Manslaughter	1	0	0	1	0	0	0	0	1	0	0	1
Forcible Rape	2	0	0	2	0	0	0	0	3	0	0	3
Robbery	0	0	0	0	0	0	0	0	0	0	0	0
Aggravated Assault	32	0	0	32	22	1	0	23	51	1	0	52
Burglary	28	2	0	30	2	0	0	2	20	3	0	23
Larceny-Theft	42	0	0	42	9	0	0	9	48	6	0	54
Auto Theft	0	0	0	0	0	0	0	0	7	0	0	7
Sub Total for PART I CRIMES	105	2	0	107	33	1	0	34	130	10	0	140

PART II CRIMES												
Manslaughter by Negligence	0	0	0	0	0	0	0	0	1	0	0	1
Other Assaults	47	0	0	47	15	0	0	15	82	6	0	88
Arson	1	0	0	1	0	0	0	0	2	1	0	3
Forgery & Counterfeiting	1	1	0	2	3	0	0	3	10	5	0	15
Fraud	21	5	0	26	28	0	0	28	826	0	0	826
Embezzlement	0	0	0	0	0	0	0	0	23	0	0	23
Stolen Property: Buying, Receiving, Possession	8	0	0	8	11	0	0	11	8	3	0	11
Vandalism	19	0	0	19	7	0	0	7	37	1	0	38
Weapons: Carrying, Possession, Etc.	1	0	0	1	8	0	0	8	12	0	0	12
Prostitution & Commercialized Vice	0	0	0	0	0	0	0	0	0	0	0	0
Sex Offenses (Except Rape & Prostitution)	3	0	0	3	0	0	0	0	10	0	0	10
Narcotic Drug Laws	27	0	0	27	22	0	0	22	91	9	0	100
Gambling	9	0	0	9	0	0	0	0	0	0	0	0
Offenses Against Family	2	0	0	2	3	0	0	3	49	0	0	49
Driving Under the Influence	103	1	0	104	110	0	0	110	200	10	0	210
Liquor Laws	10	1	0	11	1	0	0	1	35	7	0	42
Drunkenness	78	1	0	79	153	0	0	153	358	21	0	379
Disorderly Conduct	51	0	0	51	56	0	0	56	155	15	0	170
All Other Offenses (Except Traffic)	69	0	0	69	20	0	0	20	207	1	0	208
Curfew & Loitering Law Violations	0	0	0	0	0	0	0	0	0	0	0	0
Runaways	0	0	0	0	0	0	0	0	0	0	0	0
Sub Total for PART II CRIMES	450	9	0	459	437	0	0	437	2106	79	0	2185

GRAND TOTAL	555	11	0	566	470	1	0	471	2236	89	0	2325
--------------------	------------	-----------	----------	------------	------------	----------	----------	------------	-------------	-----------	----------	-------------

TOTAL ARRESTS BY COUNTY

PART I CRIMES	MORGAN				MUHLENBERG				NELSON			
	ADULT	JUV.	UNK.	TOTAL	ADULT	JUV.	UNK.	TOTAL	ADULT	JUV.	UNK.	TOTAL
Murder & Non-Negligent Manslaughter	0	0	0	0	1	0	0	1	1	0	0	1
Forcible Rape	1	0	0	1	10	0	0	10	1	0	0	1
Robbery	0	0	0	0	4	0	0	4	1	0	0	1
Aggravated Assault	33	1	0	34	81	1	0	82	61	6	0	67
Burglary	1	1	0	2	31	6	0	37	20	0	0	20
Larceny-Theft	12	0	0	12	70	20	0	90	67	26	0	93
Auto Theft	2	1	0	3	11	4	0	15	4	0	0	4
Sub Total for PART I CRIMES	49	3	0	52	208	31	0	239	155	32	0	187

PART II CRIMES												
Manslaughter by Negligence	0	0	0	0	0	0	0	0	0	0	0	0
Other Assaults	28	0	0	28	135	1	0	136	162	0	1	163
Arson	0	0	0	0	0	0	0	0	0	1	0	1
Forgery & Counterfeiting	1	0	0	1	5	8	0	13	39	0	0	39
Fraud	17	0	0	17	37	2	0	39	626	0	5	631
Embezzlement	1	0	0	1	1	0	0	1	7	0	0	7
Stolen Property: Buying, Receiving, Possession	9	0	0	9	20	0	0	20	14	0	0	14
Vandalism	2	0	0	2	44	25	0	69	37	2	0	39
Weapons: Carrying, Possession, Etc.	0	0	0	0	26	0	0	26	19	1	0	20
Prostitution & Commercialized Vice	0	0	0	0	0	0	0	0	0	0	0	0
Sex Offenses (Except Rape & Prostitution)	4	0	0	4	25	0	0	25	20	0	0	20
Narcotic Drug Laws	20	0	0	20	93	2	0	95	94	7	0	101
Gambling	0	0	0	0	0	0	0	0	0	0	0	0
Offenses Against Family	1	0	0	1	14	0	0	14	19	0	1	20
Driving Under the Influence	92	5	0	97	451	7	0	458	431	16	1	448
Liquor Laws	7	4	0	11	38	4	0	42	67	16	0	83
Drunkenness	107	2	0	109	365	6	0	371	400	8	3	411
Disorderly Conduct	18	0	0	18	110	2	0	112	98	3	2	103
All Other Offenses (Except Traffic)	66	2	0	68	285	2	0	287	141	6	1	148
Curfew & Loitering Law Violations	0	0	0	0	0	0	0	0	1	0	0	1
Runaways	0	0	0	0	0	0	0	0	0	0	0	0
Sub Total for PART II CRIMES	373	13	0	386	1649	59	0	1708	2175	60	14	2249

GRAND TOTAL	422	16	0	438	1857	90	0	1947	2330	92	14	2436
--------------------	------------	-----------	----------	------------	-------------	-----------	----------	-------------	-------------	-----------	-----------	-------------

TOTAL ARRESTS BY COUNTY

PART I CRIMES	NICHOLAS				OHIO				OLDHAM			
	ADULT	JUV.	UNK.	TOTAL	ADULT	JUV.	UNK.	TOTAL	ADULT	JUV.	UNK.	TOTAL
Murder & Non-Negligent Manslaughter	0	0	0	0	0	0	0	0	0	0	0	0
Forcible Rape	0	0	0	0	5	1	0	6	8	0	0	8
Robbery	0	0	0	0	4	0	0	4	2	0	0	2
Aggravated Assault	9	0	0	9	49	1	0	50	59	4	0	63
Burglary	1	0	0	1	14	0	0	14	17	1	0	18
Larceny-Theft	6	0	0	6	29	5	0	34	42	13	0	55
Auto Theft	1	0	0	1	3	0	0	3	3	7	0	10
Sub Total for PART I CRIMES	17	0	0	17	104	7	0	111	131	25	0	156

PART II CRIMES												
Manslaughter by Negligence	0	0	0	0	0	0	0	0	0	0	0	0
Other Assaults	11	0	0	11	75	1	0	76	71	3	0	74
Arson	0	0	0	0	1	0	0	1	0	0	0	0
Forgery & Counterfeiting	1	0	0	1	1	8	0	9	5	0	0	5
Fraud	27	0	0	27	37	0	0	37	130	0	0	130
Embezzlement	1	0	0	1	0	0	0	0	1	0	0	1
Stolen Property: Buying, Receiving, Possession	3	0	0	3	3	3	0	6	10	3	0	13
Vandalism	3	0	0	3	16	0	0	16	12	3	0	15
Weapons: Carrying, Possession, Etc.	3	0	0	3	4	1	0	5	10	2	0	12
Prostitution & Commercialized Vice	0	0	0	0	0	0	0	0	0	0	0	0
Sex Offenses (Except Rape & Prostitution)	2	0	0	2	9	1	0	10	12	1	0	13
Narcotic Drug Laws	17	1	0	18	47	1	0	48	90	10	0	100
Gambling	0	0	0	0	0	0	0	0	0	0	0	0
Offenses Against Family	2	0	0	2	5	0	0	5	14	0	0	14
Driving Under the Influence	75	2	0	77	138	4	0	142	172	4	0	176
Liquor Laws	9	0	0	9	6	0	0	6	46	19	0	65
Drunkenness	70	0	0	70	78	0	0	78	192	13	0	205
Disorderly Conduct	41	0	0	41	24	1	0	25	39	3	0	42
All Other Offenses (Except Traffic)	39	0	0	39	64	1	0	65	294	16	0	310
Curfew & Loitering Law Violations	0	0	0	0	0	0	0	0	0	0	0	0
Runaways	0	0	0	0	0	0	0	0	0	0	0	0
Sub Total for PART II CRIMES	304	3	0	307	508	21	0	529	1098	77	0	1175

GRAND TOTAL	321	3	0	324	612	28	0	640	1229	102	0	1331
--------------------	------------	----------	----------	------------	------------	-----------	----------	------------	-------------	------------	----------	-------------

TOTAL ARRESTS BY COUNTY

PART I CRIMES	OWEN				OWSLEY				PENDLETON			
	ADULT	JUV.	UNK.	TOTAL	ADULT	JUV.	UNK.	TOTAL	ADULT	JUV.	UNK.	TOTAL
Murder & Non-Negligent Manslaughter	0	0	0	0	3	0	0	3	2	0	0	2
Forcible Rape	4	1	0	5	1	0	0	1	3	1	0	4
Robbery	1	0	0	1	0	0	0	0	3	0	0	3
Aggravated Assault	16	0	0	16	28	0	0	28	28	1	0	29
Burglary	14	4	0	18	7	3	0	10	8	0	0	8
Larceny-Theft	6	0	0	6	10	0	0	10	6	0	0	6
Auto Theft	0	0	0	0	5	2	0	7	3	0	0	3
Sub Total for PART I CRIMES	41	5	0	46	54	5	0	59	53	2	0	55

PART II CRIMES												
Manslaughter by Negligence	0	0	0	0	0	0	0	0	0	0	0	0
Other Assaults	4	0	0	4	33	0	0	33	18	0	0	18
Arson	0	0	0	0	0	0	0	0	1	0	0	1
Forgery & Counterfeiting	0	0	0	0	1	0	0	1	5	2	0	7
Fraud	8	0	0	8	6	0	0	6	23	0	0	23
Embezzlement	0	0	0	0	1	0	0	1	0	0	0	0
Stolen Property: Buying, Receiving, Possession	0	0	0	0	10	0	0	10	3	0	0	3
Vandalism	0	0	0	0	10	0	0	10	3	1	0	4
Weapons: Carrying, Possession, Etc.	6	0	0	6	3	0	0	3	7	1	0	8
Prostitution & Commercialized Vice	0	0	0	0	0	0	0	0	0	0	0	0
Sex Offenses (Except Rape & Prostitution)	4	6	0	10	4	0	0	4	6	1	0	7
Narcotic Drug Laws	46	0	0	46	50	0	0	50	29	2	0	31
Gambling	0	0	0	0	1	0	0	1	0	0	0	0
Offenses Against Family	10	0	0	10	2	0	0	2	7	0	0	7
Driving Under the Influence	95	3	1	99	90	3	0	93	118	2	1	121
Liquor Laws	11	0	0	11	2	2	0	4	12	1	0	13
Drunkenness	77	8	0	85	176	8	0	184	61	2	0	63
Disorderly Conduct	19	1	0	20	33	1	0	34	32	2	0	34
All Other Offenses (Except Traffic)	82	1	0	83	83	0	0	83	69	3	0	72
Curfew & Loitering Law Violations	0	0	0	0	0	0	0	0	0	0	0	0
Runaways	0	0	0	0	0	0	0	0	0	0	0	0
Sub Total for PART II CRIMES	362	19	1	382	505	14	0	519	394	17	1	412

GRAND TOTAL	403	24	1	428	559	19	0	578	447	19	1	467
--------------------	------------	-----------	----------	------------	------------	-----------	----------	------------	------------	-----------	----------	------------

TOTAL ARRESTS BY COUNTY

PART I CRIMES	PERRY				PIKE				POWELL			
	ADULT	JUV.	UNK.	TOTAL	ADULT	JUV.	UNK.	TOTAL	ADULT	JUV.	UNK.	TOTAL
Murder & Non-Negligent Manslaughter	6	1	0	7	5	0	0	5	2	0	0	2
Forcible Rape	11	0	0	11	8	1	0	9	1	0	0	1
Robbery	2	0	0	2	10	0	0	10	0	0	0	0
Aggravated Assault	137	1	0	138	173	2	0	175	13	0	0	13
Burglary	30	11	0	41	71	18	0	89	5	1	0	6
Larceny-Theft	106	5	0	111	236	37	0	273	9	0	0	9
Auto Theft	10	4	0	14	25	2	0	27	1	0	0	1
Sub Total for PART I CRIMES	302	22	0	324	528	60	0	588	31	1	0	32

PART II CRIMES												
Manslaughter by Negligence	0	0	0	0	0	0	0	0	0	0	0	0
Other Assaults	212	11	1	224	317	4	5	326	8	0	0	8
Arson	1	0	0	1	15	16	0	31	2	0	0	2
Forgery & Counterfeiting	13	2	0	15	13	0	0	13	1	0	0	1
Fraud	95	0	0	95	77	1	0	78	7	1	0	8
Embezzlement	10	0	0	10	7	0	0	7	0	0	0	0
Stolen Property: Buying, Receiving, Possession	14	0	0	14	43	3	0	46	2	0	0	2
Vandalism	81	20	1	102	67	3	1	71	4	0	0	4
Weapons: Carrying, Possession, Etc.	32	0	0	32	47	2	0	49	6	0	0	6
Prostitution & Commercialized Vice	0	0	0	0	0	0	0	0	0	0	0	0
Sex Offenses (Except Rape & Prostitution)	35	2	0	37	32	0	0	32	4	0	0	4
Narcotic Drug Laws	129	10	1	140	288	21	1	310	24	0	0	24
Gambling	2	0	0	2	12	0	0	12	0	0	0	0
Offenses Against Family	33	0	0	33	32	0	0	32	1	0	0	1
Driving Under the Influence	551	9	0	560	867	9	1	877	117	1	0	118
Liquor Laws	26	4	0	30	46	7	0	53	2	0	0	2
Drunkenness	1009	7	3	1019	1390	22	4	1416	113	0	0	113
Disorderly Conduct	241	11	0	252	474	10	3	487	15	0	0	15
All Other Offenses (Except Traffic)	202	3	0	205	505	10	1	516	83	0	0	83
Curfew & Loitering Law Violations	0	0	0	0	0	0	0	0	0	0	0	0
Runaways	0	0	0	0	0	0	0	0	0	0	0	0
Sub Total for PART II CRIMES	2686	79	6	2771	4232	108	16	4356	389	2	0	391

GRAND TOTAL	2988	101	6	3095	4760	168	16	4944	420	3	0	423
--------------------	-------------	------------	----------	-------------	-------------	------------	-----------	-------------	------------	----------	----------	------------

TOTAL ARRESTS BY COUNTY

PART I CRIMES	PULASKI				ROBERTSON				ROCKCASTLE			
	ADULT	JUV.	UNK.	TOTAL	ADULT	JUV.	UNK.	TOTAL	ADULT	JUV.	UNK.	TOTAL
Murder & Non-Negligent Manslaughter	3	0	0	3	0	0	0	0	0	0	0	0
Forcible Rape	10	0	0	10	0	0	0	0	0	0	0	0
Robbery	10	0	0	10	0	0	0	0	0	0	0	0
Aggravated Assault	114	5	0	119	0	0	0	0	60	1	0	61
Burglary	76	14	0	90	0	0	0	0	2	0	0	2
Larceny-Theft	323	95	1	419	0	0	0	0	16	1	0	17
Auto Theft	9	4	0	13	0	0	0	0	3	0	0	3
Sub Total for PART I CRIMES	545	118	1	664	0	0	0	0	81	2	0	83

PART II CRIMES												
Manslaughter by Negligence	0	0	0	0	0	0	0	0	0	0	0	0
Other Assaults	153	1	0	154	2	0	0	2	80	0	0	80
Arson	0	0	0	0	2	2	0	4	1	0	0	1
Forgery & Counterfeiting	84	2	0	86	0	0	0	0	2	0	0	2
Fraud	732	1	1	734	5	0	0	5	48	0	0	48
Embezzlement	9	0	0	9	0	0	0	0	4	0	0	4
Stolen Property: Buying, Receiving, Possession	68	1	0	69	0	0	0	0	23	5	0	28
Vandalism	115	8	0	123	0	0	0	0	30	0	0	30
Weapons: Carrying, Possession, Etc.	42	0	0	42	0	0	0	0	6	0	0	6
Prostitution & Commercialized Vice	0	0	0	0	0	0	0	0	0	0	0	0
Sex Offenses (Except Rape & Prostitution)	21	0	0	21	0	2	0	2	5	0	0	5
Narcotic Drug Laws	420	13	0	433	0	0	0	0	25	1	0	26
Gambling	0	0	0	0	0	0	0	0	0	0	0	0
Offenses Against Family	126	0	0	126	0	0	0	0	10	0	0	10
Driving Under the Influence	669	13	2	684	16	0	0	16	200	10	0	210
Liquor Laws	59	0	0	59	0	0	0	0	17	1	0	18
Drunkenness	764	10	0	774	3	0	0	3	254	5	0	259
Disorderly Conduct	216	5	0	221	0	0	0	0	54	1	0	55
All Other Offenses (Except Traffic)	730	21	1	752	20	0	0	20	211	2	0	213
Curfew & Loitering Law Violations	1	0	0	1	0	0	0	0	1	0	0	1
Runaways	0	0	0	0	0	0	0	0	0	0	0	0
Sub Total for PART II CRIMES	4209	75	4	4288	48	4	0	52	971	25	0	996

GRAND TOTAL	4754	193	5	4952	48	4	0	52	1052	27	0	1079
--------------------	-------------	------------	----------	-------------	-----------	----------	----------	-----------	-------------	-----------	----------	-------------

TOTAL ARRESTS BY COUNTY

PART I CRIMES	ROWAN				RUSSELL				SCOTT			
	ADULT	JUV.	UNK.	TOTAL	ADULT	JUV.	UNK.	TOTAL	ADULT	JUV.	UNK.	TOTAL
Murder & Non-Negligent Manslaughter	2	0	0	2	3	0	0	3	0	0	0	0
Forcible Rape	2	0	0	2	623	0	0	623	7	0	0	7
Robbery	0	0	0	0	4	0	0	4	5	4	0	9
Aggravated Assault	51	0	0	51	36	0	0	36	98	10	0	108
Burglary	28	1	1	30	4	0	0	4	7	6	0	13
Larceny-Theft	58	6	2	66	37	0	0	37	65	31	1	97
Auto Theft	4	0	0	4	7	1	0	8	10	1	0	11
Sub Total for PART I CRIMES	145	7	3	155	714	1	0	715	192	52	1	245

PART II CRIMES												
Manslaughter by Negligence	0	0	0	0	0	0	0	0	0	0	0	0
Other Assaults	76	0	0	76	48	0	0	48	51	10	0	61
Arson	7	0	0	7	2	0	0	2	0	2	0	2
Forgery & Counterfeiting	3	0	0	3	4	0	0	4	47	0	0	47
Fraud	78	0	1	79	84	0	0	84	71	2	1	74
Embezzlement	1	0	0	1	0	0	0	0	3	0	0	3
Stolen Property: Buying, Receiving, Possession	25	3	0	28	5	1	0	6	13	1	0	14
Vandalism	14	4	0	18	18	0	0	18	22	11	0	33
Weapons: Carrying, Possession, Etc.	22	0	0	22	16	0	0	16	23	0	0	23
Prostitution & Commercialized Vice	0	0	0	0	0	0	0	0	0	0	0	0
Sex Offenses (Except Rape & Prostitution)	8	0	0	8	38	0	0	38	61	4	0	65
Narcotic Drug Laws	136	0	0	136	108	1	0	109	196	4	0	200
Gambling	0	0	0	0	0	0	0	0	0	0	0	0
Offenses Against Family	15	0	0	15	7	0	0	7	29	0	0	29
Driving Under the Influence	387	6	1	394	222	6	0	228	423	5	0	428
Liquor Laws	63	4	0	67	41	1	0	42	14	10	1	25
Drunkenness	403	4	0	407	257	3	0	260	364	13	0	377
Disorderly Conduct	67	0	0	67	71	1	0	72	128	15	0	143
All Other Offenses (Except Traffic)	188	0	0	188	187	1	0	188	127	11	0	138
Curfew & Loitering Law Violations	0	0	0	0	0	0	0	0	0	0	0	0
Runaways	0	0	0	0	0	0	0	0	0	0	0	0
Sub Total for PART II CRIMES	1493	21	2	1516	1108	14	0	1122	1572	88	2	1662

GRAND TOTAL	1638	28	5	1671	1822	15	0	1837	1764	140	3	1907
--------------------	-------------	-----------	----------	-------------	-------------	-----------	----------	-------------	-------------	------------	----------	-------------

TOTAL ARRESTS BY COUNTY

PART I CRIMES	SHELBY				SIMPSON				SPENCER			
	ADULT	JUV.	UNK.	TOTAL	ADULT	JUV.	UNK.	TOTAL	ADULT	JUV.	UNK.	TOTAL
Murder & Non-Negligent Manslaughter	1	1	0	2	1	0	0	1	1	0	0	1
Forcible Rape	65	5	0	70	5	0	0	5	7	0	0	7
Robbery	4	2	0	6	1	0	0	1	1	1	0	2
Aggravated Assault	83	18	1	102	11	0	0	11	11	0	0	11
Burglary	21	2	0	23	3	0	0	3	15	0	0	15
Larceny-Theft	84	19	1	104	14	0	0	14	7	1	0	8
Auto Theft	8	0	0	8	2	0	0	2	2	0	0	2
Sub Total for PART I CRIMES	266	47	2	315	37	0	0	37	44	2	0	46

PART II CRIMES												
Manslaughter by Negligence	0	2	0	2	0	0	0	0	0	0	0	0
Other Assaults	18	6	0	24	2	0	0	2	14	0	0	14
Arson	1	0	0	1	0	0	0	0	2	0	0	2
Forgery & Counterfeiting	4	1	0	5	0	0	0	0	4	1	0	5
Fraud	21	3	0	24	5	0	0	5	4	0	0	4
Embezzlement	5	0	0	5	0	0	0	0	0	0	0	0
Stolen Property: Buying, Receiving, Possession	12	5	0	17	1	0	0	1	2	0	0	2
Vandalism	19	10	0	29	2	0	0	2	95	28	0	123
Weapons: Carrying, Possession, Etc.	12	2	0	14	2	0	0	2	2	0	0	2
Prostitution & Commercialized Vice	0	0	0	0	0	0	0	0	0	0	0	0
Sex Offenses (Except Rape & Prostitution)	110	39	0	149	7	0	0	7	16	3	0	19
Narcotic Drug Laws	97	3	0	100	32	0	0	32	18	4	0	22
Gambling	0	0	0	0	44	0	0	44	0	0	0	0
Offenses Against Family	18	0	0	18	1	0	0	1	5	0	0	5
Driving Under the Influence	310	7	0	317	113	6	1	120	79	0	0	79
Liquor Laws	16	4	0	20	0	0	0	0	3	2	0	5
Drunkenness	312	4	0	316	17	0	0	17	59	0	0	59
Disorderly Conduct	95	4	0	99	4	0	0	4	9	0	0	9
All Other Offenses (Except Traffic)	153	2	0	155	34	1	0	35	39	2	0	41
Curfew & Loitering Law Violations	0	0	0	0	0	0	0	0	0	0	0	0
Runaways	0	0	0	0	0	0	0	0	0	0	0	0
Sub Total for PART II CRIMES	1203	92	0	1295	264	7	1	272	351	40	0	391

GRAND TOTAL	1469	139	2	1610	301	7	1	309	395	42	0	437
--------------------	-------------	------------	----------	-------------	------------	----------	----------	------------	------------	-----------	----------	------------

TOTAL ARRESTS BY COUNTY

PART I CRIMES	TAYLOR				TODD				TRIGG			
	ADULT	JUV	UNK	TOTAL	ADULT	JUV	UNK	TOTAL	ADULT	JUV	UNK	TOTAL
Murder & Non-Negligent Manslaughter	1	0	0	1	0	0	0	0	0	0	0	0
Forcible Rape	0	0	0	0	0	0	0	0	2	2	0	4
Robbery	4	0	0	4	1	0	0	1	0	0	0	0
Aggravated Assault	38	1	0	39	25	0	0	25	28	0	0	28
Burglary	18	12	0	30	9	0	0	9	36	0	0	36
Larceny-Theft	63	26	2	91	18	0	0	18	6	7	0	13
Auto Theft	1	0	0	1	3	0	0	3	1	0	0	1
Sub Total for PART I CRIMES	125	39	2	166	56	0	0	56	73	9	0	82

PART II CRIMES												
Manslaughter by Negligence	0	0	0	0	0	0	0	0	0	0	0	0
Other Assaults	57	0	1	58	16	0	0	16	31	0	0	31
Arson	1	1	0	2	0	0	0	0	0	1	0	1
Forgery & Counterfeiting	7	4	0	11	45	0	0	45	21	0	0	21
Fraud	127	0	0	127	110	0	0	110	63	0	0	63
Embezzlement	8	0	0	8	0	0	0	0	1	0	0	1
Stolen Property: Buying, Receiving, Possession	3	1	0	4	6	0	0	6	2	0	0	2
Vandalism	39	10	0	49	6	0	0	6	13	16	0	29
Weapons: Carrying, Possession, Etc.	7	0	0	7	6	0	0	6	6	0	0	6
Prostitution & Commercialized Vice	0	0	0	0	0	0	0	0	0	0	0	0
Sex Offenses (Except Rape & Prostitution)	9	1	0	10	2	0	0	2	7	0	0	7
Narcotic Drug Laws	145	3	0	148	14	0	0	14	65	0	0	65
Gambling	1	0	0	1	0	0	0	0	0	0	0	0
Offenses Against Family	15	0	0	15	7	0	0	7	20	0	0	20
Driving Under the Influence	195	5	0	200	94	2	1	97	132	3	0	135
Liquor Laws	15	0	0	15	13	0	0	13	13	0	0	13
Drunkenness	238	5	2	245	76	0	0	76	107	1	0	108
Disorderly Conduct	64	3	2	69	29	0	0	29	39	0	0	39
All Other Offenses (Except Traffic)	133	1	0	134	54	2	0	56	91	0	0	91
Curfew & Loitering Law Violations	0	0	0	0	0	0	0	0	0	0	0	0
Runaways	0	0	0	0	0	0	0	0	0	0	0	0
Sub Total for PART II CRIMES	1064	34	5	1103	478	4	1	483	611	21	0	632

GRAND TOTAL	1189	73	7	1269	534	4	1	539	684	30	0	714
--------------------	-------------	-----------	----------	-------------	------------	----------	----------	------------	------------	-----------	----------	------------

TOTAL ARRESTS BY COUNTY

PART I CRIMES	TRIMBLE				UNION				WARREN			
	ADULT	JUV	UNK	TOTAL	ADULT	JUV	UNK	TOTAL	ADULT	JUV	UNK	TOTAL
Murder & Non-Negligent Manslaughter	0	0	0	0	0	0	0	0	12	1	0	13
Forcible Rape	0	0	0	0	4	0	0	4	11	9	0	20
Robbery	0	0	0	0	1	0	0	1	41	11	0	52
Aggravated Assault	9	0	0	9	89	14	1	104	363	27	0	390
Burglary	4	2	0	6	47	8	0	55	207	66	1	274
Larceny-Theft	2	0	0	2	51	29	1	81	594	276	2	872
Auto Theft	2	2	0	4	4	0	0	4	55	25	0	80
Sub Total for PART I CRIMES	17	4	0	21	196	51	2	249	1283	415	3	1701

PART II CRIMES												
Manslaughter by Negligence	1	0	0	1	2	0	0	2	3	0	0	3
Other Assaults	11	0	0	11	50	2	0	52	164	57	1	222
Arson	46	0	0	46	6	0	0	6	9	2	0	11
Forgery & Counterfeiting	8	3	0	11	44	0	0	44	104	45	1	150
Fraud	1	0	0	1	165	0	0	165	1496	18	2	1516
Embezzlement	19	0	0	19	0	0	0	0	11	0	0	11
Stolen Property: Buying, Receiving, Possession	1	0	0	1	8	0	0	8	244	52	1	297
Vandalism	0	1	0	1	12	5	0	17	80	54	0	134
Weapons: Carrying, Possession, Etc.	0	0	0	0	9	0	0	9	109	8	0	117
Prostitution & Commercialized Vice	0	0	0	0	0	0	0	0	0	0	0	0
Sex Offenses (Except Rape & Prostitution)	1	0	0	1	19	0	0	19	52	7	0	59
Narcotic Drug Laws	16	1	0	17	50	0	0	50	550	20	0	570
Gambling	0	0	0	0	0	0	0	0	11	0	0	11
Offenses Against Family	15	0	0	15	33	0	0	33	161	0	0	161
Driving Under the Influence	88	1	0	89	223	7	0	230	1481	26	1	1508
Liquor Laws	29	11	0	40	29	4	0	33	176	62	0	238
Drunkenness	71	7	0	78	154	3	0	157	1826	47	5	1878
Disorderly Conduct	9	0	0	9	63	3	0	66	400	61	3	464
All Other Offenses (Except Traffic)	77	3	0	80	275	2	0	277	854	312	3	1169
Curfew & Loitering Law Violations	0	1	0	1	0	0	0	0	4	4	0	8
Runaways	0	0	0	0	0	0	0	0	0	0	0	0
Sub Total for PART II CRIMES	393	28	0	421	1142	26	0	1168	7735	775	17	8527

GRAND TOTAL	410	32	0	442	1338	77	2	1417	9018	1190	20	10228
--------------------	------------	-----------	----------	------------	-------------	-----------	----------	-------------	-------------	-------------	-----------	--------------

TOTAL ARRESTS BY COUNTY

PART I CRIMES	WASHINGTON				WAYNE				WEBSTER			
	ADULT	JUV.	UNK.	TOTAL	ADULT	JUV.	UNK.	TOTAL	ADULT	JUV.	UNK.	TOTAL
Murder & Non-Negligent Manslaughter	1	0	0	1	0	0	0	0	0	0	0	0
Forcible Rape	3	0	0	3	0	0	0	0	0	0	0	0
Robbery	0	0	0	0	2	0	0	2	1	0	0	1
Aggravated Assault	27	0	0	27	49	1	0	50	31	0	0	31
Burglary	6	6	0	12	5	4	0	9	9	0	0	9
Larceny-Theft	6	3	0	9	33	4	0	37	25	0	0	25
Auto Theft	2	0	0	2	5	2	0	7	3	0	0	3
Sub Total for PART I CRIMES	45	9	0	54	94	11	0	105	69	0	0	69

PART II CRIMES												
Manslaughter by Negligence	0	0	0	0	0	0	0	0	0	0	0	0
Other Assaults	25	0	0	25	157	3	0	160	63	0	0	63
Arson	0	0	0	0	0	0	0	0	3	0	0	3
Forgery & Counterfeiting	2	11	0	13	14	0	0	14	2	0	0	2
Fraud	79	1	0	80	102	2	0	104	74	0	0	74
Embezzlement	0	0	0	0	0	0	0	0	0	0	0	0
Stolen Property: Buying, Receiving, Possession	2	2	0	4	8	1	0	9	20	0	0	20
Vandalism	11	2	0	13	49	4	0	53	16	4	0	20
Weapons: Carrying, Possession, Etc.	5	0	0	5	16	0	0	16	1	0	0	1
Prostitution & Commercialized Vice	0	0	0	0	0	0	0	0	0	0	0	0
Sex Offenses (Except Rape & Prostitution)	4	1	0	5	1	0	0	1	4	0	0	4
Narcotic Drug Laws	30	3	0	33	44	2	0	46	71	0	0	71
Gambling	0	0	0	0	8	0	0	8	0	0	0	0
Offenses Against Family	1	0	0	1	2	0	0	2	15	0	0	15
Driving Under the Influence	90	4	2	96	99	2	0	101	102	4	1	107
Liquor Laws	14	8	0	22	36	1	0	37	19	0	0	19
Drunkenness	74	1	0	75	291	9	0	300	68	0	0	68
Disorderly Conduct	39	2	0	41	98	4	0	102	76	0	0	76
All Other Offenses (Except Traffic)	87	6	0	93	313	8	0	321	96	0	0	96
Curfew & Loitering Law Violations	5	3	0	8	0	0	0	0	0	0	0	0
Runaways	0	0	0	0	0	0	0	0	0	0	0	0
Sub Total for PART II CRIMES	468	44	2	514	1238	36	0	1274	630	8	1	639

GRAND TOTAL	513	53	2	568	1332	47	0	1379	699	8	1	708
--------------------	------------	-----------	----------	------------	-------------	-----------	----------	-------------	------------	----------	----------	------------

TOTAL ARRESTS BY COUNTY

PART I CRIMES	WHITLEY				WOLFE				WOODFORD			
	ADULT	JUV.	UNK.	TOTAL	ADULT	JUV.	UNK.	TOTAL	ADULT	JUV.	UNK.	TOTAL
Murder & Non-Negligent Manslaughter	14	0	0	14	2	0	0	2	0	0	0	0
Forcible Rape	1	0	0	1	1	0	0	1	1	0	0	1
Robbery	8	0	0	8	0	0	0	0	0	0	0	0
Aggravated Assault	102	3	0	105	27	0	0	27	60	1	1	62
Burglary	28	2	0	30	16	0	0	16	20	1	3	24
Larceny-Theft	140	27	0	167	20	0	0	20	30	2	19	51
Auto Theft	8	1	0	9	2	0	0	2	3	1	1	5
Sub Total for PART I CRIMES	301	33	0	334	68	0	0	68	114	5	24	143

PART II CRIMES												
Manslaughter by Negligence	0	0	0	0	0	0	0	0	0	0	0	0
Other Assaults	181	1	0	182	27	0	0	27	28	1	1	30
Arson	1	0	0	1	2	0	0	2	3	0	0	3
Forgery & Counterfeiting	9	0	0	9	0	0	0	0	6	0	2	8
Fraud	45	0	0	45	14	0	0	14	11	0	0	11
Embezzlement	5	0	0	5	1	0	0	1	1	0	0	1
Stolen Property: Buying, Receiving, Possession	47	14	0	61	0	0	0	0	13	3	1	17
Vandalism	53	4	0	57	7	0	0	7	20	17	2	193
Weapons: Carrying, Possession, Etc.	43	2	0	45	2	0	0	2	18	0	0	18
Prostitution & Commercialized Vice	0	0	0	0	0	0	0	0	0	0	0	0
Sex Offenses (Except Rape & Prostitution)	21	0	0	21	6	0	0	6	4	3	0	7
Narcotic Drug Laws	124	2	0	126	13	2	0	15	104	3	0	107
Gambling	0	0	0	0	0	0	0	0	0	0	0	0
Offenses Against Family	43	0	0	43	3	0	0	3	26	0	0	26
Driving Under the Influence	405	6	1	412	41	0	0	41	301	12	0	313
Liquor Laws	22	2	0	24	3	0	0	3	78	4	6	88
Drunkenness	527	9	0	536	106	2	0	108	406	1	6	413
Disorderly Conduct	139	7	0	146	18	3	0	21	83	0	3	86
All Other Offenses (Except Traffic)	348	8	0	356	38	0	0	38	114	4	10	128
Curfew & Loitering Law Violations	0	0	0	0	0	0	0	0	0	0	0	0
Runaways	0	0	0	0	0	0	0	0	0	0	0	0
Sub Total for PART II CRIMES	2013	55	1	2069	281	7	0	288	1216	202	31	1449

GRAND TOTAL	2314	88	1	2403	349	7	0	356	1330	207	55	1592
--------------------	-------------	-----------	----------	-------------	------------	----------	----------	------------	-------------	------------	-----------	-------------

TOTAL ARRESTS BY COUNTY

PART I CRIMES	COUNTY UNKNOWN				PARK SECURITY				OTHER STATE AGENCIES			
	ADULT	JUV.	UNK.	TOTAL	ADULT	JUV.	UNK.	TOTAL	ADULT	JUV.	UNK.	TOTAL
Murder & Non-Negligent Manslaughter	0	0	0	0	0	0	0	0	0	0	0	0
Forcible Rape	0	0	0	0	0	0	0	0	0	0	0	0
Robbery	0	0	0	0	0	0	0	0	0	0	0	0
Aggravated Assault	0	0	0	0	0	0	0	0	14	0	0	14
Burglary	0	0	0	0	4	2	0	6	2	0	0	2
Larceny-Theft	0	0	0	0	3	2	0	5	1	0	0	1
Auto Theft	0	0	0	0	0	0	0	0	0	0	0	0
Sub Total for PART I CRIMES	0	0	0	0	7	4	0	11	17	0	0	17

PART II CRIMES												
Manslaughter by Negligence	0	0	0	0	0	0	0	0	0	0	0	0
Other Assaults	0	0	0	0	1	0	0	1	16	0	0	16
Arson	0	0	0	0	0	0	0	0	0	0	0	0
Forgery & Counterfeiting	0	0	0	0	0	0	0	0	5	0	0	5
Fraud	0	0	0	0	0	0	0	0	15	0	0	15
Embezzlement	0	0	0	0	0	0	0	0	0	0	0	0
Stolen Property: Buying, Receiving, Possession	0	0	0	0	1	0	0	1	3	0	0	3
Vandalism	0	0	0	0	0	0	0	0	6	0	0	6
Weapons: Carrying, Possession, Etc.	0	0	0	0	3	0	0	3	6	0	0	6
Prostitution & Commercialized Vice	0	0	0	0	0	0	0	0	1	0	0	1
Sex Offenses (Except Rape & Prostitution)	0	0	0	0	0	0	0	0	2	0	0	2
Narcotic Drug Laws	0	0	0	0	24	0	0	24	48	0	0	48
Gambling	0	0	0	0	0	0	0	0	9	0	0	9
Offenses Against Family	0	0	0	0	8	0	0	8	27	0	0	27
Driving Under the Influence	0	0	0	0	96	3	2	101	118	2	0	120
Liquor Laws	0	0	0	0	32	9	0	41	106	2	0	108
Drunkenness	0	0	0	0	137	2	0	139	608	1	0	609
Disorderly Conduct	0	0	0	0	12	0	0	12	26	0	0	26
All Other Offenses (Except Traffic)	0	0	0	0	75	8	0	83	2145	2	15	2162
Curfew & Loitering Law Violations	0	0	0	0	0	0	0	0	0	0	0	0
Runaways	0	0	0	0	0	0	0	0	0	0	0	0
Sub Total for PART II CRIMES	0	0	0	0	389	22	2	413	3141	7	15	3163

GRAND TOTAL	0	0	0	0	396	26	2	424	3158	7	15	3180
--------------------	----------	----------	----------	----------	------------	-----------	----------	------------	-------------	----------	-----------	-------------

State agencies are those agencies with statewide jurisdiction. They include: Vehicle Regulation, Motor Vehicle Enforcement, Probation and Parole, Facilities Security Section, Department for Human Resources, Water Safety Division, Forestry Enforcement Section, Kentucky Department of Justice, Department of Surface Mining-Reclamation & Enforcement, Water Patrol, Fish and Wildlife Enforcement, Mines and Minerals Task Force, and Alcoholic Beverage Control.

DRUG ARRESTS

BY COUNTY AND TYPE OF DRUG

Arrests for drug law violations are shown by county and by type of drug in the tables below and on the following pages.

COUNTY	TOTAL DRUG LAW ARRESTS	OPIUM OR COCAINE AND THEIR DERIVATIVES	MARIJUANA	SYNTHETIC NARCOTICS WHICH CAN CAUSE DRUG ADDICTION	OTHER DANGEROUS NON-NARCOTIC DRUGS
Adair	39	9	28	0	2
Allen	50	12	22	1	15
Anderson	76	8	57	0	11
Ballard	55	14	26	0	15
Barren	67	8	40	0	19
Bath	16	2	14	0	0
Bell	158	56	76	5	21
Boone	247	36	159	1	51
Bourbon	100	11	58	1	30
Boyd	159	17	111	0	31
Boyle	45	5	30	2	8
Bracken	29	4	18	0	7
Breathitt	89	7	72	0	10
Breckinridge	23	3	13	1	6
Bullitt	84	17	55	1	11
Butler	8	0	5	0	3
Caldwell	23	0	17	1	5
Calloway	86	15	31	0	40
Campbell	511	91	270	3	147
Carlisle	32	9	13	0	10
Carroll	69	6	43	0	20
Carter	41	2	26	0	13
Casey	32	4	16	0	12
Christian	218	42	113	2	61
Clark	206	31	111	0	64
Clay	140	34	86	1	19
Clinton	59	3	55	0	1
Crittenden	27	3	16	0	8
Cumberland	23	0	23	0	0
Daviess	502	63	223	2	214
Edmonson	15	1	11	0	3
Elliott	11	0	7	0	4
Estill	35	4	24	0	7
Fayette	2,178	449	1,122	12	595
Fleming	17	0	12	0	5
Floyd	188	41	102	0	45

DRUG ARRESTS

BY COUNTY AND TYPE OF DRUG (CONT'D)

COUNTY	TOTAL DRUG LAW ARRESTS	OPIUM OR COCAINE AND THEIR DERIVATIVES	MARIJUANA	SYNTHETIC NARCOTICS WHICH CAN CAUSE DRUG ADDICTION	OTHER DANGEROUS NON-NARCOTIC DRUGS
Franklin	419	48	257	2	112
Fulton	53	24	18	2	9
Gallatin	17	3	10	0	4
Garrard	64	23	37	0	4
Grant	50	4	35	0	11
Graves	77	14	42	0	21
Grayson	34	2	25	0	7
Green	19	2	12	0	5
Greenup	96	19	56	0	21
Hancock	7	1	2	0	4
Hardin	363	67	197	5	94
Harlan	135	28	81	0	26
Harrison	52	7	32	0	13
Hart	23	2	20	0	1
Henderson	250	70	115	0	65
Henry	47	4	28	0	15
Hickman	27	5	19	0	3
Hopkins	362	228	98	0	36
Jackson	36	2	31	0	3
Jefferson	3,111	896	1,398	28	789
Jessamine	126	19	70	0	37
Johnson	42	5	33	0	4
Kenton	949	229	474	3	243
Knott	69	17	42	6	4
Knox	137	27	90	5	15
Larue	41	1	29	0	11
Laurel	230	45	160	4	21
Lawrence	32	3	24	0	5
Lee	39	8	18	0	13
Leslie	35	6	28	0	1
Letcher	169	32	106	2	29
Lewis	36	5	19	0	12
Lincoln	62	5	49	0	8
Livingston	22	6	12	0	4
Logan	137	28	81	0	28
Lyon	13	0	8	0	5

DRUG ARRESTS


BY COUNTY AND TYPE OF DRUG (CONT'D)

COUNTY	TOTAL DRUG LAW ARRESTS	OPIUM OR COCAINE AND THEIR DERIVATIVES	MARIJUANA	SYNTHETIC NARCOTICS WHICH CAN CAUSE DRUG ADDICTION	OTHER DANGEROUS NON-NARCOTIC DRUGS
McCracken	325	69	138	6	112
McCreary	57	18	36	0	3
McLean	12	4	4	0	4
Madison	311	34	212	10	55
Magoffin	28	1	23	0	4
Marion	33	2	27	0	4
Marshall	66	5	22	0	39
Martin	17	4	13	0	0
Mason	64	12	38	0	14
Meade	41	2	31	0	8
Menifee	24	1	16	0	7
Mercer	23	3	16	0	4
Metcalfe	27	6	9	1	11
Monroe	22	3	14	0	5
Montgomery	100	19	56	1	24
Morgan	20	1	12	0	7
Muhlenberg	95	7	53	1	34
Nelson	101	18	67	1	15
Nicholas	18	0	14	0	4
Ohio	48	1	30	0	17
Oldham	100	9	56	0	35
Owen	46	1	36	0	9
Owsley	50	15	24	0	11
Pendleton	31	2	21	1	7
Perry	140	10	91	0	39
Pike	310	81	149	4	76
Powell	24	1	19	0	4
Pulaski	433	42	269	2	120
Robertson	0	0	0	0	0
Rockcastle	26	1	22	0	3
Rowan	136	9	93	0	34
Russell	109	23	57	0	29
Scott	200	24	126	1	49
Shelby	100	19	59	0	22
Simpson	32	15	12	2	3
Spencer	22	0	19	0	3

DRUG ARRESTS

BY COUNTY AND TYPE OF DRUG (CONT'D)

COUNTY	TOTAL DRUG LAW ARRESTS	OPIUM OR COCAINE AND THEIR DERIVATIVES	MARIJUANA	SYNTHETIC NARCOTICS WHICH CAN CAUSE DRUG ADDICTION	OTHER DANGEROUS NON-NARCOTIC DRUGS
Taylor	148	53	88	1	6
Todd	14	5	8	0	1
Trigg	65	5	42	0	18
Trimble	17	0	10	0	7
Union	50	5	29	2	14
Warren	570	99	278	4	189
Washington	33	8	22	0	3
Wayne	46	0	42	0	4
Webster	71	22	32	0	17
Whitley	126	22	75	0	29
Wolfe	15	0	11	0	4
Woodford	107	16	47	1	43
Park Security	24	1	14	0	9
Other Statewide Agencies	48	3	30	0	15
TOTAL	17,564	3,593	9,473	128	4,370



Other statewide agencies are those agencies with statewide jurisdiction. They include: Vehicle Regulation, Motor Vehicle Enforcement, Probation and Parole, Facilities Security Section, Department for Human Resources, Water Safety Division, Forestry Enforcement Section, Kentucky Department of Justice, Department of Surface Mining Reclamation and Enforcement, Water Patrol, Fish and Wildlife Enforcement, Mines and Minerals Task Force, Alcoholic Beverage Control.

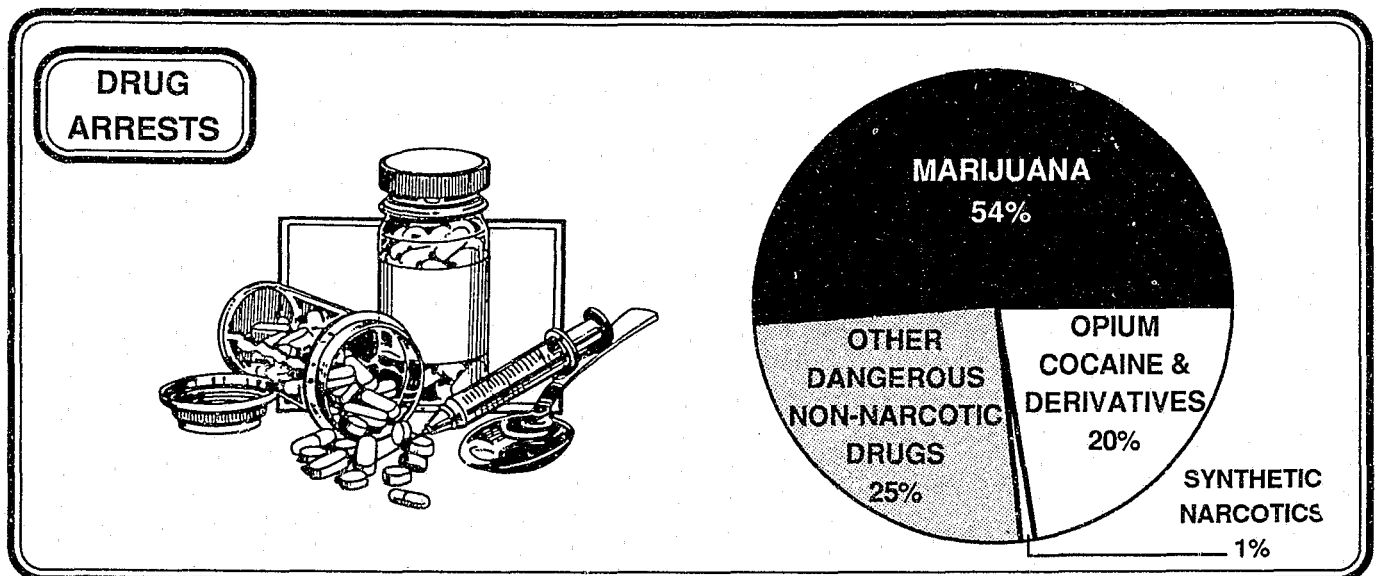
DRUG ARRESTS

BY AREA DEVELOPMENT AND TYPE OF DRUG

DRUG ARRESTS BY AREA DEVELOPMENT DISTRICTS	TOTAL DRUG LAW ARRESTS	OPIUM OR COCAINE AND THEIR DERIVATIVES	MARIJUANA	SYNTHETIC NARCOTICS WHICH CAN CAUSE DRUG ADDICTION	OTHER DANGEROUS NON-NARCOTIC DRUGS
Purchase	721	155	309	8	249
Pennyrile	839	296	367	4	172
Green River	940	166	435	4	335
Barren River	951	174	492	8	277
Lincoln Trail	669	103	411	7	148
KIPDA	3,481	945	1,625	29	882
Northern Kentucky	1,920	372	1,048	8	492
Buffalo Trace	146	21	87	0	38
Gateway	296	32	191	1	72
FIVCO	339	41	224	0	74
Big Sandy	585	132	320	4	129
Kentucky River	606	95	392	8	111
Cumberland Valley	988	215	621	15	137
Lake Cumberland	965	154	626	3	182
Bluegrass	4,046	688	2,281	29	1,048
Park Security	24	1	14	0	9
Other Statewide Agencies	48	3	30	0	15
TOTAL	17,564	3,593	9,473	128	4,370

The chart above groups drug arrests by each area development district. Arrests made by Park Security and Other Statewide Agencies added to area development districts make up the total drug arrests of 17,564 statewide in 1991.

The pie chart below shows the percentage of drug arrests by drug classification.



DUI ARRESTS BY AGE, SEX, AND RACE

County	Age			Sex			Race				Total
	Adult	Juv.	Unkn.	Male	Female	Unkn.	Black	White	Other	Unkn.	
ADAIR	203	11	0	191	23	0	5	209	0	0	214
State Police	88	2	0	81	9	0	2	88	0	0	90
Sheriff	14	2	0	15	1	0	0	16	0	0	16
Columbia	101	7	0	95	13	0	3	105	0	0	108
ALLEN	127	5	0	119	13	0	1	131	0	0	132
State Police	32	0	0	29	3	0	0	32	0	0	32
Sheriff	19	1	0	18	2	0	0	20	0	0	20
Scottsville	75	4	0	71	8	0	1	78	0	0	79
Constable	1	0	0	1	0	0	0	1	0	0	1
ANDERSON	100	1	1	96	6	0	6	95	0	1	102
State Police	39	0	0	38	1	0	1	38	0	0	39
Sheriff	4	0	0	3	1	0	0	4	0	0	4
Lawrenceburg	34	1	0	31	4	0	2	33	0	0	35
Anderson Co. PD	23	0	1	24	0	0	3	20	0	1	24
BALLARD	197	2	0	166	33	0	24	174	0	1	199
State Police	100	1	0	82	19	0	9	92	0	0	101
Sheriff	74	1	0	66	9	0	10	64	0	1	75
Barlow	5	0	0	4	1	0	1	4	0	0	5
LaCenter	12	0	0	8	4	0	4	8	0	0	12
Wickliffe PD	6	0	0	6	0	0	0	6	0	0	6
BARREN	353	12	0	334	31	0	34	330	1	0	365
State Police	89	2	0	81	10	0	8	82	1	0	91
Sheriff	25	0	0	23	2	0	2	23	0	0	25
Glasgow	134	6	0	126	14	0	11	129	0	0	140
Cave City	89	4	0	88	5	0	12	81	0	0	93
Park City	16	0	0	16	0	0	1	15	0	0	16
BATH	84	5	0	84	5	0	1	88	0	0	89
State Police	37	3	0	38	2	0	0	40	0	0	40
Sheriff	9	1	0	9	1	0	1	9	0	0	10
Owingsville	38	1	0	37	2	0	0	39	0	0	39
BELL	480	5	1	437	37	12	4	469	0	13	486
State Police	222	1	0	212	11	0	2	221	0	0	223
Sheriff	16	0	1	15	2	0	0	16	0	1	17
Middlesboro	111	2	0	90	11	12	2	99	0	12	113
Pineville	131	2	0	120	13	0	0	133	0	0	133

DUI ARRESTS BY AGE, SEX, AND RACE

County	Age			Sex			Race				Total
	Adult	Juv.	Unkn.	Male	Female	Unkn.	Black	White	Other	Unkn.	
BOONE	774	5	0	664	114	1	11	761	2	5	779
State Police	29	0	0	26	3	0	3	26	0	0	29
Sheriff	72	1	0	63	10	0	2	71	0	0	73
Boone Co. PD	432	4	0	370	65	1	4	425	2	5	436
Florence	191	0	0	163	28	0	0	191	0	0	191
Walton	20	0	0	17	3	0	0	20	0	0	20
Greater Cin.Airport	29	0	0	24	5	0	2	27	0	0	29
Burlington	1	0	0	1	0	0	0	1	0	0	1
BOURBON	194	2	0	179	17	0	20	175	1	0	196
State Police	130	1	0	122	9	0	13	117	1	0	131
Sheriff	27	0	0	25	2	0	2	25	0	0	27
Paris	35	1	0	30	6	0	5	31	0	0	36
Millersburg	2	0	0	2	0	0	0	2	0	0	2
BOYD	460	4	0	410	54	0	17	447	0	0	464
State Police	109	1	0	99	11	0	0	110	0	0	110
Sheriff	78	0	0	71	7	0	1	77	0	0	78
Catlettsburg	54	0	0	49	5	0	2	52	0	0	54
Boyd Co. PD	5	0	0	5	0	0	0	5	0	0	5
Ashland	214	3	0	186	31	0	14	203	0	0	217
BOYLE	224	5	0	208	21	0	40	189	0	0	229
State Police	17	0	0	15	2	0	1	16	0	0	17
Sheriff	10	0	0	9	1	0	0	10	0	0	10
Danville	153	4	0	143	14	0	38	119	0	0	157
Junction City	28	1	0	26	3	0	0	29	0	0	29
Perryville	16	0	0	15	1	0	1	15	0	0	16
BRACKEN	78	4	0	79	3	0	0	82	0	0	82
State Police	28	1	0	28	1	0	0	29	0	0	29
Sheriff	1	0	0	1	0	0	0	1	0	0	1
Augusta	9	1	0	9	1	0	0	10	0	0	10
Brooksville	40	2	0	41	1	0	0	42	0	0	42
BREATHITT	174	8	0	172	10	0	0	182	0	0	182
State Police	106	4	0	103	7	0	0	110	0	0	110
Sheriff	13	0	0	13	0	0	0	13	0	0	13
Jackson	55	4	0	56	3	0	0	59	0	0	59
BRECKINRIDGE	87	2	0	83	6	0	3	86	0	0	89
State Police	39	0	0	37	2	0	1	38	0	0	39

DUI ARRESTS BY AGE, SEX, AND RACE

County	Age			Sex			Race				Total
	Adult	Juv.	Unkn.	Male	Female	Unkn.	Black	White	Other	Unkn.	
BRECKINRIDGE(CON)											
Sheriff	18	0	0	14	4	0	1	17	0	0	18
Hardinsburg	20	0	0	20	0	0	1	19	0	0	20
Cloverport	7	1	0	8	0	0	0	8	0	0	8
Irvington	3	1	0	4	0	0	0	4	0	0	4
BULLITT	470	8	0	435	42	1	8	469	0	1	478
State Police	186	2	0	175	13	0	4	184	0	0	188
Sheriff	85	3	0	77	10	1	3	84	0	1	88
Shepherdsville	31	0	0	29	2	0	0	31	0	0	31
Lebanon Junction	43	0	0	41	2	0	1	42	0	0	43
Mt. Washington	54	2	0	47	9	0	0	56	0	0	56
Hillview	49	1	0	48	2	0	0	50	0	0	50
Pioneer Village	22	0	0	18	4	0	0	22	0	0	22
BUTLER	69	3	0	67	5	0	1	70	0	1	72
State Police	16	1	0	16	1	0	0	17	0	0	17
Sheriff	35	2	0	35	2	0	0	36	0	1	37
Morgantown	18	0	0	16	2	0	1	17	0	0	18
CALDWELL	170	4	0	154	20	0	25	149	0	0	174
State Police	48	0	0	41	7	0	2	46	0	0	48
Sheriff	7	0	0	6	1	0	1	6	0	0	7
Princeton	115	4	0	107	12	0	22	97	0	0	119
CALLOWAY	398	11	1	349	60	1	14	395	0	1	410
State Police	96	3	0	82	17	0	5	94	0	0	99
Sheriff	143	3	1	128	18	1	3	144	0	0	147
Murray	143	5	0	125	23	0	5	142	0	1	148
Murray State Univ.	16	0	0	14	2	0	1	15	0	0	16
CAMPBELL	646	7	0	570	82	1	14	636	2	1	653
State Police	61	1	0	56	6	0	2	60	0	0	62
Sheriff	1	0	0	1	0	0	0	1	0	0	1
Bellevue	33	0	0	27	6	0	0	33	0	0	33
Dayton	31	0	0	26	5	0	0	31	0	0	31
Ft. Thomas	133	2	0	116	19	0	1	134	0	0	135
Highland Hgts.	32	1	0	31	2	0	1	32	0	0	33
Newport	178	2	0	152	27	1	9	168	2	1	180
Alexandria	21	0	0	18	3	0	0	21	0	0	21
Southgate	44	0	0	39	5	0	0	44	0	0	44

DUI ARRESTS BY AGE, SEX, AND RACE

County	Age			Sex			Race				Total
	Adult	Juv.	Unkn.	Male	Female	Unkn.	Black	White	Other	Unkn.	
CAMPBELL (CONT'D)											
Cold Springs	43	1	0	40	4	0	1	43	0	0	44
Wilder	26	0	0	24	2	0	0	26	0	0	26
Melbourne	4	0	0	4	0	0	0	4	0	0	4
Campbell Co. PD	35	0	0	32	3	0	0	35	0	0	35
Silver Grove	4	0	0	4	0	0	0	4	0	0	4
CARLISLE	49	2	0	48	3	0	2	49	0	0	51
State Police	24	1	0	23	2	0	0	25	0	0	25
Sheriff	24	1	0	24	1	0	2	23	0	0	25
Bardwell	1	0	0	1	0	0	0	1	0	0	1
CARROLL	196	7	1	165	38	1	9	191	0	4	204
State Police	97	2	0	81	17	1	5	93	0	1	99
Sheriff	1	1	1	3	0	0	0	2	0	1	3
Carrollton	98	4	0	81	21	0	4	96	0	2	102
CARTER	214	10	1	212	13	0	0	224	0	1	225
State Police	95	2	0	92	5	0	0	97	0	0	97
Sheriff	7	0	0	7	0	0	0	7	0	0	7
Grayson	63	8	0	65	6	0	0	71	0	0	71
Olive Hill	49	0	1	48	2	0	0	49	0	1	50
CASEY	123	3	0	116	10	0	1	125	0	0	126
State Police	34	0	0	32	2	0	0	34	0	0	34
Sheriff	25	1	0	25	1	0	0	26	0	0	26
Liberty	64	2	0	59	7	0	1	65	0	0	66
CHRISTIAN	594	5	0	531	66	2	156	438	0	5	599
State Police	160	3	0	141	22	0	33	130	0	0	163
Sheriff	33	0	0	29	4	0	7	26	0	0	33
Hopkinsville	341	2	0	304	37	2	104	234	0	5	343
Crofton	1	0	0	1	0	0	1	0	0	0	1
Oak Grove	58	0	0	55	3	0	11	47	0	0	58
Pembroke	1	0	0	1	0	0	0	1	0	0	1
CLARK	405	5	1	350	61	0	102	308	0	1	411
State Police	115	0	0	103	12	0	6	109	0	0	115
Sheriff	87	0	1	79	9	0	82	5	0	1	88
Winchester	203	5	0	168	40	0	14	194	0	0	208
CLAY	421	5	0	384	42	0	6	420	0	0	426
State Police	309	5	0	285	29	0	5	309	0	0	314

DUI ARRESTS BY AGE, SEX, AND RACE

County	Age			Sex			Race				Total
	Adult	Juv.	Unkn.	Male	Female	Unkn.	Black	White	Other	Unkn.	
CLAY (CONT'D)											
Sheriff	49	0	0	45	4	0	1	48	0	0	49
Manchester	63	0	0	54	9	0	0	63	0	0	63
CLINTON	257	3	0	222	38	0	0	260	0	0	260
State Police	22	0	0	20	2	0	0	22	0	0	22
Sheriff	105	0	0	91	14	0	0	105	0	0	105
Albany	130	3	0	111	22	0	0	133	0	0	133
CRITTENDEN	73	2	0	69	6	0	0	75	0	0	75
State Police	24	1	0	24	1	0	0	25	0	0	25
Sheriff	8	0	0	8	0	0	0	8	0	0	8
Marion	41	1	0	37	5	0	0	42	0	0	42
CUMBERLAND	112	0	0	106	6	0	3	109	0	0	112
State Police	46	0	0	45	1	0	1	45	0	0	46
Sheriff	26	0	0	24	2	0	0	26	0	0	26
Burkesville	40	0	0	37	3	0	2	38	0	0	40
DAVIESS	1,004	23	0	899	128	0	60	966	0	1	1,027
State Police	126	3	0	113	16	0	4	125	0	0	129
Sheriff	62	3	0	62	3	0	0	65	0	0	65
Owensboro	816	17	0	724	109	0	56	776	0	1	833
EDMONSON	99	2	0	95	6	0	1	100	0	0	101
State Police	26	1	0	26	1	0	1	26	0	0	27
Sheriff	38	0	0	35	3	0	0	38	0	0	38
Brownsville	35	1	0	34	2	0	0	36	0	0	36
ELLIOTT	49	1	0	49	1	0	0	50	0	0	50
State Police	46	1	0	46	1	0	0	47	0	0	47
Sheriff	2	0	0	2	0	0	0	2	0	0	2
Sandy Hook	1	0	0	1	0	0	0	1	0	0	1
ESTILL	226	3	1	201	29	0	1	228	0	1	230
State Police	95	1	0	89	7	0	1	95	0	0	96
Sheriff	17	0	0	16	1	0	0	17	0	0	17
Irvine	88	1	1	77	13	0	0	89	0	1	90
Ravenna	26	1	0	19	8	0	0	27	0	0	27
FAYETTE	2,837	32	1	2,458	136	276	484	2,382	0	4	2,870
State Police	12	1	0	11	2	0	2	11	0	0	13
Sheriff	1	0	0	1	0	0	1	0	0	0	1
U.of K.	19	1	0	16	4	0	1	19	0	0	20

DUI ARRESTS BY AGE, SEX, AND RACE

County	Age			Sex			Race				Total
	Adult	Juv.	Unkn.	Male	Female	Unkn.	Black	White	Other	Unkn.	
FAYETTE (CONT'D)											
Lexington	2,802	30	1	2,428	129	276	480	2,349	0	4	2,833
KY Horse Park	2	0	0	1	1	0	0	2	0	0	2
Bluegrass Airport Sec.	1	0	0	1	0	0	0	1	0	0	1
FLEMING	109	5	0	102	12	0	2	111	1	0	114
State Police	32	1	0	30	3	0	1	32	0	0	33
Sheriff	22	0	0	20	2	0	0	22	0	0	22
Flemingsburg	55	4	0	52	7	0	1	57	1	0	59
FLOYD	670	7	0	610	67	0	1	676	0	0	677
State Police	366	4	0	334	36	0	0	370	0	0	370
Sheriff	98	2	0	94	6	0	1	99	0	0	100
Prestonsburg	180	1	0	157	24	0	0	181	0	0	181
Wheelwright	5	0	0	5	0	0	0	5	0	0	5
Martin	17	0	0	16	1	0	0	17	0	0	17
Wayland	2	0	0	2	0	0	0	2	0	0	2
Allen	1	0	0	1	0	0	0	1	0	0	1
Constable	1	0	0	1	0	0	0	1	0	0	1
FRANKLIN	784	17	0	685	116	0	75	723	1	2	801
State Police	347	9	0	315	41	0	36	320	0	0	356
Sheriff	7	0	0	7	0	0	1	6	0	0	7
Frankfort	423	8	0	356	75	0	37	391	1	2	431
Ky. State Univ.	7	0	0	7	0	0	1	6	0	0	7
FULTON	131	2	0	111	22	0	20	112	0	1	133
State Police	35	0	0	32	3	0	7	28	0	0	35
Sheriff	2	0	0	2	0	0	0	2	0	0	2
Fulton	40	2	0	30	12	0	5	36	0	1	42
Hickman	54	0	0	47	7	0	8	46	0	0	54
GALLATIN	140	0	0	124	16	0	3	137	0	0	140
State Police	81	0	0	72	9	0	3	78	0	0	81
Sheriff	1	0	0	1	0	0	0	1	0	0	1
Warsaw	58	0	0	51	7	0	0	58	0	0	58
GARRARD	88	0	0	80	8	0	7	81	0	0	88
State Police	26	0	0	22	4	0	1	25	0	0	26
Sheriff	7	0	0	7	0	0	0	7	0	0	7
Lancaster	55	0	0	51	4	0	6	49	0	0	55

DUI ARRESTS BY AGE, SEX, AND RACE

County	Age			Sex			Race				Total
	Adult	Juv.	Unkn.	Male	Female	Unkn.	Black	White	Other	Unkn.	
GRANT	222	3	0	202	23	0	6	219	0	0	225
State Police	136	2	0	127	11	0	4	134	0	0	138
Sheriff	3	0	0	3	0	0	0	3	0	0	3
Williamstown	20	0	0	19	1	0	1	19	0	0	20
Dry Ridge	36	1	0	30	7	0	1	36	0	0	37
Crittenden	27	0	0	23	4	0	0	27	0	0	27
GRAVES	326	4	0	284	46	0	35	293	2	0	330
State Police	197	2	0	167	32	0	14	184	1	0	199
Sheriff	11	0	0	9	2	0	0	10	1	0	11
Mayfield	117	1	0	106	12	0	20	98	0	0	118
Wingo	1	1	0	2	0	0	1	1	0	0	2
GRAYSON	191	3	0	183	10	1	1	191	1	1	194
State Police	34	1	0	32	2	1	1	32	1	1	35
Sheriff	31	0	0	31	0	0	0	31	0	0	31
Leitchfield	102	2	0	97	7	0	0	104	0	0	104
Caneyville	22	0	0	21	1	0	0	22	0	0	22
Clarkson	2	0	0	2	0	0	0	2	0	0	2
GREEN	28	1	0	26	3	0	4	25	0	0	29
State Police	6	1	0	7	0	0	0	7	0	0	7
Sheriff	8	0	0	8	0	0	1	7	0	0	8
Greensburg	14	0	0	11	3	0	3	11	0	0	14
GREENUP	620	10	2	571	60	1	7	621	1	3	632
State Police	147	5	0	139	12	1	0	151	0	1	152
Sheriff	62	0	1	60	3	0	0	62	0	1	63
Flatwoods	177	1	0	157	21	0	1	176	1	0	178
Greenup	63	0	0	57	6	0	1	62	0	0	63
Raceland	47	2	0	43	6	0	2	47	0	0	49
South Shores	13	0	0	12	1	0	0	13	0	0	13
Russell	91	2	1	85	9	0	2	91	0	1	94
Worthington	11	0	0	9	2	0	1	10	0	0	11
Wurtland	7	0	0	7	0	0	0	7	0	0	7
Bellefonte	2	0	0	2	0	0	0	2	0	0	2
HANCOCK	28	0	0	23	5	0	0	28	0	0	28
State Police	9	0	0	6	3	0	0	9	0	0	9
Sheriff	15	0	0	13	2	0	0	15	0	0	15
Lewisport	4	0	0	4	0	0	0	4	0	0	4

DUI ARRESTS BY AGE, SEX, AND RACE

County	Age			Sex			Race				Total
	Adult	Juv.	Unkn.	Male	Female	Unkn.	Black	White	Other	Unkn.	
HARDIN	1,000	12	0	875	136	1	167	836	7	2	1,012
State Police	271	5	0	242	34	0	24	250	1	1	276
Sheriff	60	0	0	51	9	0	5	55	0	0	60
Elizabethtown	223	2	0	202	22	1	28	192	4	1	225
Vine Grove	39	0	0	32	7	0	2	37	0	0	39
West Point	21	0	0	19	2	0	1	20	0	0	21
Radcliff	364	3	0	306	61	0	107	258	2	0	367
Constables	22	2	0	23	1	0	0	24	0	0	24
HARLAN	465	16	0	434	47	0	27	454	0	0	481
State Police	306	11	0	289	28	0	8	309	0	0	317
Sheriff	16	1	0	16	1	0	0	17	0	0	17
Cumberland	64	1	0	59	6	0	8	57	0	0	65
Harlan	55	3	0	51	7	0	7	51	0	0	58
Loyall	1	0	0	1	0	0	0	1	0	0	1
Lynch	2	0	0	2	0	0	0	2	0	0	2
Evarts	6	0	0	5	1	0	0	6	0	0	6
Benham	15	0	0	11	4	0	4	11	0	0	15
HARRISON	122	4	0	114	12	0	5	120	1	0	126
State Police	55	1	0	51	5	0	0	55	1	0	56
Sheriff	28	1	0	27	2	0	1	28	0	0	29
Cynthiana	39	2	0	36	5	0	4	37	0	0	41
HART	99	3	0	99	3	0	15	87	0	0	102
State Police	53	2	0	54	1	0	6	49	0	0	55
Sheriff	24	1	0	24	1	0	4	21	0	0	25
Horse Cave	16	0	0	15	1	0	2	14	0	0	16
Munfordville	6	0	0	6	0	0	3	3	0	0	6
HENDERSON	603	6	0	513	95	1	66	540	1	2	609
State Police	263	2	0	223	42	0	35	230	0	0	265
Sheriff	39	1	0	36	4	0	2	38	0	0	40
Henderson	301	3	0	254	49	1	29	272	1	2	304
HENRY	119	4	0	113	10	0	10	113	0	0	123
State Police	78	0	0	69	9	0	8	70	0	0	78
Sheriff	6	0	0	6	0	0	0	6	0	0	6
New Castle	9	2	0	11	0	0	1	10	0	0	11
Eminence	26	2	0	27	1	0	1	27	0	0	28

DUI ARRESTS BY AGE, SEX, AND RACE

County	Age			Sex			Race				Total
	Adult	Juv.	Unkn.	Male	Female	Unkn.	Black	White	Other	Unkn.	
HICKMAN	54	3	0	51	6	0	8	49	0	0	57
State Police	18	3	0	18	3	0	0	21	0	0	21
Sheriff	20	0	0	18	2	0	2	18	0	0	20
Clinton	16	0	0	15	1	0	6	10	0	0	16
HOPKINS	620	20	1	552	89	0	69	570	1	1	641
State Police	336	6	0	291	51	0	29	312	1	0	342
Sheriff	21	0	0	19	2	0	0	21	0	0	21
Madisonville	229	13	1	210	33	0	40	202	0	1	243
Dawson Springs	31	1	0	29	3	0	0	32	0	0	32
Earlington	1	0	0	1	0	0	0	1	0	0	1
Nortonville	2	0	0	2	0	0	0	2	0	0	2
JACKSON	203	2	0	192	13	0	1	204	0	0	205
State Police	72	1	0	68	5	0	0	73	0	0	73
Sheriff	120	1	0	115	6	0	1	120	0	0	121
McKee	11	0	0	9	2	0	0	11	0	0	11
JEFFERSON	6,332	21	0	5,460	880	13	1,526	4,803	8	16	6,353
State Police	9	0	0	9	0	0	0	9	0	0	9
Jefferson Co. PD	535	6	0	470	71	0	49	489	3	0	541
Louisville	4,468	2	0	3,887	583	0	1,342	3,125	3	0	4,470
West Buechel	38	0	0	33	4	1	9	28	0	1	38
St. Matthews	274	5	0	230	48	1	8	267	1	3	279
Shively	263	1	0	216	46	2	55	206	0	3	264
Anchorage	93	1	0	81	13	0	13	81	0	0	94
Jeffersontown	471	4	0	388	86	1	31	442	1	1	475
Lynnview	8	0	0	8	0	0	1	7	0	0	8
St. Regis	22	0	0	20	2	0	0	22	0	0	22
U. of L.	32	0	0	21	3	8	12	12	0	8	32
Minor Lane	16	0	0	15	1	0	0	16	0	0	16
Audubon Park	17	0	0	17	0	0	1	16	0	0	17
Indian Hills	17	0	0	11	6	0	1	16	0	0	17
Prospect	61	2	0	46	17	0	4	59	0	0	63
Parkway Village	1	0	0	1	0	0	0	1	0	0	1
Devondale	1	0	0	1	0	0	0	1	0	0	1
Regional Airport	1	0	0	1	0	0	0	1	0	0	1
Fairgrounds Sec.	5	0	0	5	0	0	0	5	0	0	5

DUI ARRESTS BY AGE, SEX, AND RACE

County	Age			Sex			Race				Total
	Adult	Juv.	Unkn.	Male	Female	Unkn.	Black	White	Other	Unkn.	
JESSAMINE	231	2	0	205	28	0	9	223	1	0	233
State Police	43	0	0	37	6	0	5	38	0	0	43
Sheriff	54	1	0	52	3	0	1	54	0	0	55
Nicholasville	125	1	0	107	19	0	2	123	1	0	126
Wilmore	4	0	0	4	0	0	0	4	0	0	4
Constables	5	0	0	5	0	0	1	4	0	0	5
JOHNSON	273	12	0	258	27	0	1	284	0	0	285
State Police	130	6	0	117	19	0	0	136	0	0	136
Sheriff	57	1	0	53	5	0	0	58	0	0	58
Paintsville	86	5	0	88	3	0	1	90	0	0	91
KENTON	1,671	12	0	1,436	243	4	44	1,632	2	5	1,683
State Police	40	1	0	30	10	1	0	40	0	1	41
Sheriff	14	0	0	9	5	0	0	13	1	0	14
Kenton Co. PD	168	1	0	155	14	0	1	168	0	0	169
Covington	566	4	0	485	85	0	28	541	1	0	570
Elsmere	182	1	0	151	32	0	2	181	0	0	183
Erlanger	175	1	0	148	25	3	2	170	0	4	176
Ft. Wright	86	0	0	74	12	0	1	85	0	0	86
Park Hills	34	0	0	30	4	0	1	33	0	0	34
Ludlow	52	0	0	45	7	0	0	52	0	0	52
Crescent Springs/Dixie	96	0	0	81	15	0	2	94	0	0	96
Lakeside Pk/Crestview Hills	12	1	0	13	0	0	0	13	0	0	13
Taylor Mill	46	1	0	42	5	0	0	47	0	0	47
Villa Hills	16	1	0	13	4	0	0	17	0	0	17
Ft. Mitchell	132	1	0	116	17	0	6	127	0	0	133
Bromley	15	0	0	15	0	0	0	15	0	0	15
Edgewood	15	0	0	12	3	0	1	14	0	0	15
Independence	22	0	0	17	5	0	0	22	0	0	22
KNOTT	167	4	0	157	14	0	1	170	0	0	171
State Police	155	3	0	146	12	0	1	157	0	0	158
Sheriff	2	0	0	2	0	0	0	2	0	0	2
Hindman	6	1	0	6	1	0	0	7	0	0	7
Pippa Passes	4	0	0	3	1	0	0	4	0	0	4
KNOX	493	17	0	460	50	0	2	508	0	0	510
State Police	337	8	0	311	34	0	2	343	0	0	345
Sheriff	24	0	0	21	3	0	0	24	0	0	24

DUI ARRESTS BY AGE, SEX, AND RACE

County	Age			Sex			Race				Total
	Adult	Juv.	Unkn.	Male	Female	Unkn.	Black	White	Other	Unkn.	
KNOX (CONT'D)											
Barbourville	132	9	0	128	13	0	0	141	0	0	141
LARUE	116	7	1	113	11	0	7	116	0	1	124
State Police	57	2	0	52	7	0	6	53	0	0	59
Sheriff	46	2	0	46	2	0	1	47	0	0	48
Hodgenville	13	3	1	15	2	0	0	16	0	1	17
LAUREL	651	13	2	560	103	3	2	661	0	3	666
State Police	337	7	0	295	49	0	2	342	0	0	344
Sheriff	181	2	0	153	30	0	0	183	0	0	183
London	133	4	2	112	24	3	0	136	0	3	139
LAWRENCE	187	1	0	166	22	0	0	188	0	0	188
State Police	69	1	0	62	8	0	0	70	0	0	70
Sheriff	40	0	0	35	5	0	0	40	0	0	40
Louisa	78	0	0	69	9	0	0	78	0	0	78
LEE	142	7	0	140	9	0	0	149	0	0	149
State Police	121	6	0	118	9	0	0	127	0	0	127
Sheriff	2	0	0	2	0	0	0	2	0	0	2
Beattyville	19	1	0	20	0	0	0	20	0	0	20
LESLIE	153	2	0	147	8	0	1	154	0	0	155
State Police	116	2	0	112	6	0	1	117	0	0	118
Sheriff	21	0	0	20	1	0	0	21	0	0	21
Hyden	16	0	0	15	1	0	0	16	0	0	16
LETCHER	339	7	0	317	29	0	2	344	0	0	346
State Police	119	3	0	115	7	0	0	122	0	0	122
Sheriff	132	2	0	124	10	0	1	133	0	0	134
Whitesburg	14	0	0	13	1	0	0	14	0	0	14
Jenkins	31	0	0	27	4	0	0	31	0	0	31
Neon	41	1	0	35	7	0	1	41	0	0	42
Fleming	2	1	0	3	0	0	0	3	0	0	3
LEWIS	158	1	0	143	16	0	0	159	0	0	159
State Police	88	0	0	78	10	0	0	88	0	0	88
Vanceburg	70	1	0	65	6	0	0	71	0	0	71
LINCOLN	148	2	0	138	12	0	9	141	0	0	150
State Police	44	0	0	38	6	0	3	41	0	0	44
Sheriff	42	0	0	39	3	0	2	40	0	0	42
Stanford	52	2	0	51	3	0	3	51	0	0	54

DUI ARRESTS BY AGE, SEX, AND RACE

County	Age			Sex			Race				Total
	Adult	Juv.	Unkn.	Male	Female	Unkn.	Black	White	Other	Unkn.	
LINCOLN (CONT'D)											
Hustonville	7	0	0	7	0	0	1	6	0	0	7
Crab Orchard	3	0	0	3	0	0	0	3	0	0	3
LIVINGSTON	121	1	0	107	15	0	1	121	0	0	122
State Police	74	0	0	65	9	0	1	73	0	0	74
Sheriff	47	1	0	42	6	0	0	48	0	0	48
LOGAN	305	3	0	274	34	0	55	252	1	0	308
State Police	63	0	0	59	4	0	8	55	0	0	63
Sheriff	54	0	0	48	6	0	7	47	0	0	54
Russellville	178	3	0	158	23	0	40	140	1	0	181
Auburn	4	0	0	4	0	0	0	4	0	0	4
Adairville	1	0	0	1	0	0	0	1	0	0	1
Lewisburg	5	0	0	4	1	0	0	5	0	0	5
LYON	58	1	0	51	8	0	4	55	0	0	59
State Police	18	1	0	18	1	0	1	18	0	0	19
Sheriff	7	0	0	5	2	0	2	5	0	0	7
Lyon Co. PD	33	0	0	28	5	0	1	32	0	0	33
McCRACKEN	1,155	11	0	956	206	4	84	1,072	4	6	1,166
State Police	375	1	0	319	57	0	11	362	3	0	376
Sheriff	236	4	0	205	34	1	5	231	1	3	240
Paducah	537	6	0	427	113	3	68	472	0	3	543
Lone Oak	7	0	0	5	2	0	0	7	0	0	7
McCREARY	270	4	0	244	30	0	0	274	0	0	274
State Police	154	1	0	137	18	0	0	155	0	0	155
Sheriff	112	3	0	103	12	0	0	115	0	0	115
Constables	4	0	0	4	0	0	0	4	0	0	4
McLEAN	43	1	0	39	5	0	1	43	0	0	44
State Police	30	1	0	27	4	0	1	30	0	0	31
Sheriff	1	0	0	1	0	0	0	1	0	0	1
Livermore	8	0	0	7	1	0	0	8	0	0	8
Calhoun	4	0	0	4	0	0	0	4	0	0	4
MADISON	1,236	20	0	1,111	145	0	59	1,194	3	0	1,256
State Police	540	9	0	488	61	0	24	525	0	0	549
Sheriff	59	1	0	49	11	0	1	59	0	0	60
Richmond	441	6	0	393	54	0	23	423	1	0	447
E.K.U.	62	0	0	56	6	0	9	52	1	0	62

DUI ARRESTS BY AGE, SEX, AND RACE

County	Age			Sex			Race				Total
	Adult	Juv.	Unkn.	Male	Female	Unkn.	Black	White	Other	Unkn.	
MADISON (CONTD)											
Berea	134	4	0	125	13	0	2	135	1	0	138
MAGOFFIN	269	9	0	256	22	0	0	278	0	0	278
State Police	244	7	0	230	21	0	0	251	0	0	251
Sheriff	23	2	0	24	1	0	0	25	0	0	25
Salyersville	2	0	0	2	0	0	0	2	0	0	2
MARION	203	6	0	195	14	0	11	191	6	1	209
State Police	104	1	0	97	8	0	0	99	6	0	105
Sheriff	6	0	0	6	0	0	0	6	0	0	6
Lebanon	89	4	0	87	6	0	11	81	0	1	93
Loretto	4	1	0	5	0	0	0	5	0	0	5
MARSHALL	184	2	0	166	19	1	1	183	0	2	186
State Police	66	1	0	61	6	0	1	66	0	0	67
Sheriff	29	0	0	26	2	1	0	27	0	2	29
Benton	34	0	0	31	3	0	0	34	0	0	34
Calvert City	55	1	0	48	8	0	0	56	0	0	56
MARTIN	187	2	0	175	14	0	0	189	0	0	189
State Police	135	1	0	125	11	0	0	136	0	0	136
Sheriff	47	1	0	45	3	0	0	48	0	0	48
Inez	5	0	0	5	0	0	0	5	0	0	5
MASON	179	5	0	166	18	0	16	167	0	1	184
State Police	60	2	0	55	7	0	6	56	0	0	62
Sheriff	17	2	0	18	1	0	0	19	0	0	19
Maysville	102	1	0	93	10	0	10	92	0	1	103
MEADE	217	4	2	205	18	0	19	199	3	2	223
State Police	133	4	0	121	16	0	12	123	2	0	137
Sheriff	30	0	0	30	0	0	2	28	0	0	30
Brandenburg	14	0	1	13	2	0	0	14	0	1	15
Muldraugh	40	0	1	41	0	0	5	34	1	1	41
MENIFEE	22	0	0	22	0	0	0	22	0	0	22
State Police	17	0	0	17	0	0	0	17	0	0	17
Sheriff	5	0	0	5	0	0	0	5	0	0	5
MERCER	170	3	0	148	24	1	13	160	0	0	173
State Police	50	0	0	46	4	0	4	46	0	0	50
Sheriff	5	0	0	5	0	0	0	5	0	0	5
Harrodsburg	115	3	0	97	20	1	9	109	0	0	118

DUI ARRESTS BY AGE, SEX, AND RACE

County	Age			Sex			Race				Total
	Adult	Juv.	Unkn.	Male	Female	Unkn.	Black	White	Other	Unkn.	
METCALFE	103	1	0	96	8	0	4	100	0	0	104
State Police	59	0	0	58	1	0	3	56	0	0	59
Sheriff	11	0	0	8	3	0	0	11	0	0	11
Edmonton	33	1	0	30	4	0	1	33	0	0	34
MONROE	110	0	0	105	5	0	8	102	0	0	110
State Police	32	0	0	30	2	0	3	29	0	0	32
Sheriff	36	0	0	34	2	0	2	34	0	0	36
Tompkinsville	34	0	0	33	1	0	3	31	0	0	34
Gamaliel	8	0	0	8	0	0	0	8	0	0	8
MONTGOMERY	200	10	0	189	21	0	1	209	0	0	210
State Police	35	1	0	35	1	0	1	35	0	0	36
Sheriff	19	2	0	21	0	0	0	21	0	0	21
Mt. Sterling	146	7	0	133	20	0	0	153	0	0	153
MORGAN	92	5	0	89	8	0	0	97	0	0	97
State Police	59	2	0	56	5	0	0	61	0	0	61
Sheriff	3	1	0	4	0	0	0	4	0	0	4
West Liberty	30	2	0	29	3	0	0	32	0	0	32
MUHLENBERG	451	7	0	411	47	0	29	429	0	0	458
State Police	273	4	0	253	24	0	10	267	0	0	277
Sheriff	45	0	0	44	1	0	3	42	0	0	45
Greenville	85	3	0	74	14	0	14	74	0	0	88
Central City	43	0	0	36	7	0	2	41	0	0	43
Powderly	5	0	0	4	1	0	0	5	0	0	5
NELSON	431	16	1	388	59	1	28	418	0	2	448
State Police	221	11	0	195	36	1	12	219	0	1	232
Sheriff	23	0	0	22	1	0	0	23	0	0	23
Bardstown	92	2	0	85	9	0	9	85	0	0	94
Bloomfield	2	0	0	2	0	0	0	2	0	0	2
Nelson Co. PD	93	3	1	84	13	0	7	89	0	1	97
NICHOLAS	75	2	0	69	8	0	1	76	0	0	77
State Police	42	0	0	37	5	0	0	42	0	0	42
Sheriff	1	0	0	1	0	0	0	1	0	0	1
Carlisle PD	32	2	0	31	3	0	1	33	0	0	34
OHIO	138	4	0	130	12	0	0	142	0	0	142
State Police	51	2	0	49	4	0	0	53	0	0	53
Sheriff	58	2	0	56	4	0	0	60	0	0	60

DUI ARRESTS BY AGE, SEX, AND RACE

County	Age			Sex			Race				Total
	Adult	Juv.	Unkn.	Male	Female	Unkn.	Black	White	Other	Unkn.	
OHIO (CONT'D)											
Hartford	14	0	0	13	1	0	0	14	0	0	14
Beaver Dam	15	0	0	12	3	0	0	15	0	0	15
OLDHAM	172	4	0	153	23	0	13	161	1	1	176
State Police	36	1	0	32	5	0	3	33	1	0	37
Sheriff	8	0	0	7	1	0	2	6	0	0	8
Oldham Co. PD	99	2	0	89	12	0	3	97	0	1	101
LaGrange	27	0	0	22	5	0	4	23	0	0	27
Pewee Valley	2	1	0	3	0	0	1	2	0	0	3
OWEN	95	3	1	89	10	0	2	96	0	1	99
State Police	49	2	0	47	4	0	1	50	0	0	51
Sheriff	6	0	0	5	1	0	0	6	0	0	6
Owenton	40	1	1	37	5	0	1	40	0	1	42
OWSLEY	90	3	0	84	9	0	0	93	0	0	93
State Police	81	2	0	74	9	0	0	83	0	0	83
Sheriff	9	1	0	10	0	0	0	10	0	0	10
PENDLETON	118	2	1	106	15	0	1	118	1	1	121
State Police	60	1	0	56	5	0	1	60	0	0	61
Sheriff	7	0	0	7	0	0	0	7	0	0	7
Falmouth	49	1	1	41	10	0	0	49	1	1	51
Butler	2	0	0	2	0	0	0	2	0	0	2
PERRY	551	9	0	495	65	0	6	554	0	0	560
State Police	294	5	0	266	33	0	1	298	0	0	299
Sheriff	157	2	0	146	13	0	1	158	0	0	159
Hazard	100	2	0	83	19	0	4	98	0	0	102
PIKE	867	9	1	794	81	2	8	866	1	2	877
State Police	539	6	0	505	39	1	2	542	0	1	545
Sheriff	87	1	0	81	7	0	0	88	0	0	88
Pikeville	225	2	1	193	34	1	6	220	1	1	228
Elkhorn City	16	0	0	15	1	0	0	16	0	0	16
POWELL	117	1	0	107	11	0	0	118	0	0	118
State Police	57	0	0	52	5	0	0	57	0	0	57
Sheriff	23	0	0	21	2	0	0	23	0	0	23
Stanton	30	1	0	28	3	0	0	31	0	0	31
Clay City	7	0	0	6	1	0	0	7	0	0	7

DUI ARRESTS BY AGE, SEX, AND RACE

County	Age			Sex			Race				Total
	Adult	Juv.	Unkn.	Male	Female	Unkn.	Black	White	Other	Unkn.	
PULASKI	669	13	2	602	80	2	19	661	1	3	684
State Police	58	0	0	52	6	0	1	56	1	0	58
Sheriff	209	5	0	195	19	0	3	210	0	1	214
Somerset	312	6	2	272	46	2	15	303	0	2	320
Burnside	46	2	0	44	4	0	0	48	0	0	48
Eubank	22	0	0	21	1	0	0	22	0	0	22
Science Hill	21	0	0	18	3	0	0	21	0	0	21
Ferguson	1	0	0	0	1	0	0	1	0	0	1
ROBERTSON	16	0	0	14	2	0	0	16	0	0	16
State Police	8	0	0	7	1	0	0	8	0	0	8
Mt. Olivet	8	0	0	7	1	0	0	8	0	0	8
ROCKCASTLE	200	10	0	193	17	0	0	210	0	0	210
State Police	112	3	0	105	10	0	0	115	0	0	115
Sheriff	43	3	0	46	0	0	0	46	0	0	46
Livingston	3	0	0	3	0	0	0	3	0	0	3
Mt. Vernon	26	3	0	26	3	0	0	29	0	0	29
Brodhead	16	1	0	13	4	0	0	17	0	0	17
ROWAN	387	6	1	349	45	0	7	386	0	1	394
State Police	174	4	0	160	18	0	0	178	0	0	178
Sheriff	9	0	0	9	0	0	0	9	0	0	9
Morehead	141	1	1	124	19	0	1	141	0	1	143
Morehead St. Univ.	63	1	0	56	8	0	6	58	0	0	64
RUSSELL	222	6	0	200	28	0	0	228	0	0	228
State Police	59	1	0	52	8	0	0	60	0	0	60
Sheriff	36	1	0	34	3	0	0	37	0	0	37
Jamestown	37	3	0	37	3	0	0	40	0	0	40
Russell Springs	90	1	0	77	14	0	0	91	0	0	91
SCOTT	423	5	0	372	56	0	30	396	1	1	428
State Police	43	0	0	40	3	0	1	42	0	0	43
Sheriff	181	0	0	157	24	0	10	171	0	0	181
Georgetown	199	5	0	175	29	0	19	183	1	1	204
SHELBY	310	7	0	284	33	0	45	269	3	0	317
State Police	238	5	0	217	26	0	37	203	3	0	243
Sheriff	16	0	0	16	0	0	2	14	0	0	16
Shelbyville	56	2	0	51	7	0	6	52	0	0	58

DUI ARRESTS BY AGE, SEX, AND RACE

County	Age			Sex			Race				Total
	Adult	Juv.	Unkn.	Male	Female	Unkn.	Black	White	Other	Unkn.	
SIMPSON	113	6	1	108	12	0	19	100	0	1	120
State Police	19	0	0	17	2	0	3	16	0	0	19
Sheriff	10	0	0	8	2	0	3	7	0	0	10
Franklin	84	6	1	83	8	0	13	77	0	1	91
SPENCER	79	0	0	71	8	0	1	78	0	0	79
State Police	67	0	0	59	8	0	0	67	0	0	67
Taylorsville	12	0	0	12	0	0	1	11	0	0	12
TAYLOR	195	5	0	171	27	2	15	183	0	2	200
State Police	60	1	0	58	3	0	6	55	0	0	61
Sheriff	16	0	0	13	3	0	0	16	0	0	16
Campbellsville	118	4	0	100	20	2	9	111	0	2	122
Taylor Co. PD	1	0	0	0	1	0	0	1	0	0	1
TODD	94	2	1	62	35	0	11	85	0	1	97
State Police	27	0	0	1	26	0	1	26	0	0	27
Sheriff	8	0	0	6	2	0	1	7	0	0	8
Elkton	24	2	1	26	1	0	2	24	0	1	27
Guthrie	35	0	0	29	6	0	7	28	0	0	35
TRIGG	132	3	0	124	11	0	18	117	0	0	135
State Police	72	1	0	63	10	0	13	60	0	0	73
Sheriff	21	2	0	23	0	0	3	20	0	0	23
Cadiz	32	0	0	31	1	0	2	30	0	0	32
Land Btw. the Lakes	7	0	0	7	0	0	0	7	0	0	7
TRIMBLE	88	1	0	83	6	0	0	88	0	1	89
State Police	68	1	0	64	5	0	0	68	0	1	69
Sheriff	14	0	0	14	0	0	0	14	0	0	14
Bedford	6	0	0	5	1	0	0	6	0	0	6
UNION	223	7	0	200	30	0	31	198	0	1	230
State Police	134	5	0	122	17	0	16	122	0	1	139
Sheriff	5	0	0	4	1	0	1	4	0	0	5
Morganfield	37	0	0	32	5	0	7	30	0	0	37
Sturgis	39	1	0	34	6	0	7	33	0	0	40
Uniontown	8	1	0	8	1	0	0	9	0	0	9
WARREN	1,481	26	1	1,292	215	1	144	1,356	7	1	1,508
State Police	685	9	0	600	94	0	61	627	6	0	694
Sheriff	29	0	1	27	2	1	4	25	0	1	30
Bowling Green	732	17	0	636	113	0	72	676	1	0	749

DUI ARRESTS BY AGE, SEX, AND RACE

County	Age			Sex			Race				Total
	Adult	Juv.	Unkn.	Male	Female	Unkn.	Black	White	Other	Unkn.	
WARREN (CONT'D)											
Western Ky. Univ.	35	0	0	29	6	0	7	28	0	0	35
WASHINGTON	90	4	2	92	4	0	20	74	0	2	96
State Police	35	0	0	34	1	0	8	27	0	0	35
Sheriff	4	0	0	4	0	0	0	4	0	0	4
Springfield	51	4	2	54	3	0	12	43	0	2	57
WAYNE	99	2	0	92	9	0	3	98	0	0	101
State Police	20	1	0	20	1	0	1	20	0	0	21
Sheriff	19	1	0	18	2	0	0	20	0	0	20
Monticello	60	0	0	54	6	0	2	58	0	0	60
WEBSTER	102	4	1	100	7	0	3	103	0	1	107
State Police	40	2	0	41	1	0	2	40	0	0	42
Sheriff	21	2	1	21	3	0	0	23	0	1	24
Providence	24	0	0	22	2	0	1	23	0	0	24
Clay	8	0	0	8	0	0	0	8	0	0	8
Sebree	9	0	0	8	1	0	0	9	0	0	9
WHITLEY	405	6	1	366	46	0	3	408	0	1	412
State Police	153	1	0	139	15	0	2	152	0	0	154
Sheriff	10	0	0	10	0	0	0	10	0	0	10
Corbin	131	4	0	120	15	0	0	135	0	0	135
Williamsburg	111	1	1	97	16	0	1	111	0	1	113
WOLFE	41	0	0	39	2	0	0	41	0	0	41
State Police	30	0	0	28	2	0	0	30	0	0	30
Sheriff	10	0	0	10	0	0	0	10	0	0	10
Campton	1	0	0	1	0	0	0	1	0	0	1
WOODFORD	301	12	0	283	30	0	24	282	3	4	313
State Police	24	1	0	24	1	0	1	24	0	0	25
Versailles	117	8	0	114	11	0	10	111	2	2	125
Woodford Co. PD	160	3	0	145	18	0	13	147	1	2	163
Park Security	96	3	2	86	15	0	2	97	0	2	101
Other State Agencies*	118	2	0	111	9	0	9	111	0	0	120
STATE TOTALS	43,743	715	32	39,084	5,073	333	3,884	40,424	62	120	44,490

Statewide agencies are those agencies with statewide jurisdiction. They include: Vehicle Regulation, Motor Vehicle Enforcement, Probation and Parole, Facilities Security Section, Department for Human Resources, Water Safety Division, Forestry Enforcement Section, Kentucky Department of Justice, Department of Surface Mining Reclamation and Enforcement, Water Patrol, Fish and Wildlife Enforcement, Mines and Minerals Task Force, Alcoholic Beverage Control.



POLICE EMPLOYEE DATA

FULL-TIME MUNICIPAL POLICE EMPLOYEES

1991

MUNICIPALITY	LAW ENFORCEMENT OFFICERS			CIVILIAN EMPLOYEES			TOTAL EMPLOYEES
	MALE	FEMALE	TOTAL	MALE	FEMALE	TOTAL	
Adairville	1	0	1	0	0	0	1
Albany	4	0	4	2	0	2	6
Alexandria	5	0	5	0	0	0	5
Anchorage	8	1	9	3	1	4	13
Ashland	49	2	51	0	6	6	57
Auburn	1	0	1	0	0	0	1
Audubon Park	4	0	4	0	1	1	5
Augusta	2	0	2	0	0	0	2
Barbourville	11	0	11	1	2	3	14
Bardstown	14	0	14	1	2	3	17
Beattyville	4	1	5	0	0	0	5
Beaver Dam	4	0	4	0	0	0	4
Bellevue	9	0	9	0	1	1	10
Benham	1	0	1	0	0	0	1
Benton	6	0	6	0	2	2	8
Berea	17	0	17	2	5	7	24
Bloomfield	1	0	1	0	1	1	2
Bowling Green	64	5	69	1	20	21	90
Brandenburg	3	0	3	0	0	0	3
Brodhead	1	0	1	0	1	1	2
Brooksville	2	0	2	0	0	0	2
Brownsville	1	0	1	0	0	0	1
Burgin	1	0	1	0	0	0	1
Burkesville	4	0	4	2	0	2	6
Burnside	2	0	2	0	0	0	2
Cadiz	5	0	5	0	0	0	5
Calhoun	1	0	1	0	0	0	1
Calvert City	4	0	4	1	0	1	5
Campbellsburg	1	0	1	0	0	0	1
Campbellsville	11	0	11	0	1	1	12
Caneyville	1	0	1	0	0	0	1
Carlisle	6	0	6	0	0	0	6
Carrollton	10	0	10	0	0	0	10
Catlettsburg	6	0	6	4	0	4	10
Cave City	5	0	5	0	0	0	5
Central City	7	0	7	0	0	0	7
Clarkson	1	0	1	0	0	0	1
Clay City	2	0	2	0	0	0	2
Clinton	2	0	2	0	0	0	2
Cloverport	2	0	2	0	0	0	2
Cold Springs	4	0	4	0	0	0	4
Columbia	7	0	7	0	0	0	7
Corbin	16	0	16	2	3	5	21

FULL-TIME MUNICIPAL POLICE EMPLOYEES 1991 (CONT'D)

MUNICIPALITY	LAW ENFORCEMENT OFFICERS			CIVILIAN EMPLOYEES			TOTAL EMPLOYEES
	MALE	FEMALE	TOTAL	MALE	FEMALE	TOTAL	
Covington	87	9	96	5	12	17	113
Crab Orchard	1	0	1	0	0	0	1
Crescent Spr./Dixie	6	1	7	0	1	1	8
Crestview Hills	7	0	7	0	0	0	7
Crittenden	1	0	1	0	0	0	1
Crofton	1	0	1	0	0	0	1
Cumberland	6	0	6	0	2	2	8
Cynthiana	16	0	16	2	2	4	20
Danville	17	5	22	0	6	6	28
Dawson Springs	5	0	5	4	0	4	9
Dayton	7	0	7	0	0	0	7
Devondale	2	0	2	0	0	0	2
Dry Ridge	2	0	2	0	0	0	2
Earlington	2	0	2	0	0	0	2
Edgewood	8	1	9	0	1	1	10
Edmonton	6	0	6	0	0	0	6
Elizabethtown	29	0	29	9	2	11	40
Elkton	6	0	6	0	0	0	6
Elsmere	9	0	9	0	1	1	10
Eminence	6	0	6	0	0	0	6
Erlanger	26	0	26	3	3	6	32
Evarts	2	0	2	0	0	0	2
Falmouth	6	0	6	2	2	4	10
Flatwoods	7	0	7	2	2	4	11
Fleming-Neon	2	0	2	0	0	0	2
Flemingsburg	6	0	6	0	0	0	6
Florence	40	1	41	0	3	3	44
Fordsville	1	0	1	0	0	0	1
Fort Mitchell	10	1	11	0	1	1	12
Fort Thomas	21	0	21	0	1	1	22
Fort Wright	7	0	7	0	1	1	8
Frankfort	47	2	49	1	4	5	54
Franklin	15	0	15	1	6	7	22
Fulton	8	0	8	0	4	4	12
Gamaliel	2	0	2	0	0	0	2
Georgetown	28	1	29	4	6	10	39
Glasgow	24	0	24	2	4	6	30
Grayson	7	0	7	0	0	0	7
Greensburg	4	1	5	4	0	4	9
Greenup	2	0	2	0	0	0	2
Greenville	7	0	7	0	0	0	7
Guthrie	4	0	4	0	0	0	4
Hardinsburg	3	0	3	0	0	0	3

FULL-TIME MUNICIPAL POLICE EMPLOYEES

1991 (CONT'D)

MUNICIPALITY	LAW ENFORCEMENT OFFICERS			CIVILIAN EMPLOYEES			TOTAL EMPLOYEES
	MALE	FEMALE	TOTAL	MALE	FEMALE	TOTAL	
Harlan	11	0	11	2	2	4	15
Harrodsburg	15	1	16	3	4	7	23
Hartford	4	0	4	0	0	0	4
Hawesville	1	0	1	0	0	0	1
Hazard	20	0	20	5	2	7	27
Henderson	46	2	48	1	6	7	55
Hickman	6	0	6	4	0	4	10
Highland Heights	5	0	5	0	0	0	5
Hillview	4	0	4	0	0	0	4
Hindman	2	0	2	0	0	0	2
Hodgenville	5	0	5	0	0	0	5
Hopkinsville	43	2	45	1	4	5	50
Horse Cave	4	0	4	0	0	0	4
Hustonville	1	0	1	0	0	0	1
Independence	10	0	10	0	0	0	10
Indian Hills	3	0	3	0	0	0	3
Irvine	8	0	8	0	0	0	8
Irvington	2	0	2	0	0	0	2
Jackson	8	0	8	1	0	1	9
Jamestown	4	0	4	0	0	0	4
Jeffersontown	36	2	38	2	5	7	45
Jenkins	5	0	5	0	0	0	5
Junction City	4	0	4	0	0	0	4
LaCenter	1	0	1	0	0	0	1
LaGrange	7	0	7	0	1	1	8
Lakeside Park	7	0	7	0	1	1	8
Lancaster	7	0	7	1	4	5	12
Lawrenceburg	11	2	13	3	1	4	17
Lebanon	12	1	13	3	3	6	19
Lebanon Junction	1	0	1	0	0	0	1
Leitchfield	9	1	10	2	3	5	15
Lewisburg	1	0	1	0	0	0	1
Lewisport	1	0	1	0	0	0	1
Lexington	339	41	380	33	102	135	515
Liberty	5	0	5	2	0	2	7
Livermore	1	0	1	0	0	0	1
London	14	1	15	0	0	0	15
Louisa	6	0	6	4	0	4	10
Louisville	529	74	603	88	158	246	849
Loyall	1	0	1	0	0	0	1
Ludlow	6	0	6	0	1	1	7
Lynch	2	0	2	0	1	1	3
Madisonville	40	1	41	3	5	8	49

FULL-TIME MUNICIPAL POLICE EMPLOYEES 1991 (CONT'D)

MUNICIPALITY	LAW ENFORCEMENT OFFICERS			CIVILIAN EMPLOYEES			TOTAL EMPLOYEES
	MALE	FEMALE	TOTAL	MALE	FEMALE	TOTAL	
Manchester	8	0	8	0	0	0	8
Marion	6	0	6	0	0	0	6
Martin	4	0	4	0	0	0	4
Mayfield	25	0	25	1	4	5	30
Maysville	21	0	21	1	3	4	25
Middlesboro	22	0	22	3	1	4	26
Millersburg	2	0	2	0	0	0	2
Minor Lane Heights	1	0	1	0	0	0	1
Monticello	8	0	8	3	1	4	12
Morehead	15	0	15	3	3	6	21
Morganfield	8	0	8	3	4	7	15
Morgantown	5	0	5	0	0	0	5
Mt. Sterling	13	2	15	0	5	5	20
Mt. Vernon	6	0	6	0	1	1	7
Mt. Washington	5	1	6	0	0	0	6
Muldraugh	1	0	1	0	0	0	1
Munfordville	1	0	1	0	0	0	1
Murray	23	1	24	4	1	5	29
New Castle	1	0	1	0	0	0	1
New Haven	1	0	1	0	0	0	1
Newport	41	4	45	0	7	7	52
Nicholasville	27	1	28	2	6	8	36
Oak Grove	6	1	7	0	1	1	8
Olive Hill	5	0	5	1	0	1	6
Owensboro	98	4	102	4	24	28	130
Owenton	3	0	3	0	0	0	3
Owingsville	3	0	3	0	2	2	5
Paducah	67	3	70	1	5	6	76
Paintsville	10	0	10	0	0	0	10
Paris	16	1	17	1	3	4	21
Park City	1	1	2	0	0	0	2
Park Hills	4	1	5	0	1	1	6
Perryville	1	0	1	0	0	0	1
Pewee Valley	3	0	3	0	0	0	3
Pikeville	14	1	15	2	2	4	19
Pineville	5	1	6	0	1	1	7
Pioneer Village	2	0	2	0	0	0	2
Prestonsburg	13	1	14	3	1	4	18
Princeton	13	0	13	0	1	1	14
Prospect	7	0	7	0	0	0	7
Providence	7	1	8	0	0	0	8
Raceland	3	0	3	0	0	0	3
Radcliff	29	2	31	1	7	8	39

FULL-TIME MUNICIPAL POLICE EMPLOYEES 1991 (CONT'D)

MUNICIPALITY	LAW ENFORCEMENT OFFICERS			CIVILIAN EMPLOYEES			TOTAL EMPLOYEES
	MALE	FEMALE	TOTAL	MALE	FEMALE	TOTAL	
Ravenna	2	0	2	0	1	1	3
Richmond	35	3	38	0	9	9	47
Russell	11	0	11	0	0	0	11
Russell Springs	3	0	3	0	0	0	3
Russellville	21	0	21	2	6	8	29
Salysersville	3	1	4	0	0	0	4
Scottsville	13	0	13	0	4	4	17
Sebree	1	0	1	0	0	0	1
Shelbyville	12	1	13	0	1	1	14
Shepherdsville	7	0	7	0	0	0	7
Shively	19	2	21	3	3	6	27
Somerset	25	1	26	0	2	2	28
Southgate	5	0	5	0	0	0	5
Springfield	5	0	5	3	1	4	9
St. Matthews	23	4	27	0	5	5	32
Stanford	7	0	7	1	3	4	11
Stanton	6	0	6	0	0	0	6
Sturgis	5	0	5	0	0	0	5
Taylor Mill	6	0	6	0	0	0	6
Taylorsville	2	0	2	0	0	0	2
Tompkinsville	7	0	7	2	1	3	10
Uniontown	2	0	2	0	0	0	2
Vanceburg	4	0	4	0	0	0	4
Versailles	19	0	19	1	4	5	24
Villa Hills	6	0	6	0	1	1	7
Vine Grove	5	0	5	0	1	1	6
Walton	3	0	3	0	0	0	3
Warsaw	2	0	2	0	1	1	3
Wayland	1	0	1	0	0	0	1
West Buechel	8	2	10	0	2	2	12
West Liberty	6	0	6	4	0	4	10
West Point	2	1	3	1	1	2	5
Wheelwright	1	0	1	0	0	0	1
Whitesburg	5	0	5	0	2	2	7
Wilder	4	1	5	0	0	0	5
Williamsburg	9	0	9	0	0	0	9
Williamstown	3	0	3	3	1	4	7
Wilmore	5	0	5	0	0	0	5
Winchester	26	2	28	2	9	11	39
Wingo	1	0	1	0	0	0	1
Worthington	2	0	2	0	0	0	2
TOTAL/ABOVE AGENCIES	2946	203	3149	271	555	826	3975

FULL-TIME SHERIFF DEPARTMENT EMPLOYEES

1991

AGENCY	LAW ENFORCEMENT OFFICERS			CIVILIAN EMPLOYEES			TOTAL EMPLOYEES
	MALE	FEM/LE	TOTAL	MALE	FEMALE	TOTAL	
Adair	3	0	3	0	1	1	4
Allen	4	1	5	0	0	0	5
Anderson	3	2	5	0	0	0	5
Ballard	5	1	6	0	0	0	6
Barren	4	2	6	0	0	0	6
Bath	1	0	1	0	1	1	2
Bell	7	4	11	0	0	0	11
Boone	16	1	17	0	2	2	19
Bourbon	5	2	7	0	0	0	7
Boyd	13	1	14	0	0	0	14
Boyle	5	1	6	0	0	0	6
Bracken	1	1	2	0	0	0	2
Breathitt	5	1	6	0	0	0	6
Breckinridge	4	2	6	0	0	0	6
Bullitt	14	4	18	0	0	0	18
Butler	3	1	4	0	0	0	4
Caldwell	1	2	3	0	0	0	3
Calloway	5	2	7	0	0	0	7
Campbell	9	2	11	0	0	0	11
Carlisle	1	1	2	0	0	0	2
Carroll	2	0	2	0	1	1	3
Carter	3	3	6	0	1	1	7
Casey	3	3	6	0	0	0	6
Christian	12	3	15	0	0	0	15
Clark	7	2	9	0	2	2	11
Clay	3	1	4	1	0	1	5
Clinton	3	1	4	0	0	0	4
Crittenden	2	1	3	0	0	0	3
Cumberland	2	1	3	0	0	0	3
Daviess	19	1	20	1	9	10	30
Edmonson	1	1	2	0	0	0	2
Elliott	4	2	6	0	0	0	6
Estill	1	1	2	0	0	0	2
Fayette	45	8	53	3	6	9	62
Fleming	5	0	5	0	0	0	5
Floyd	9	0	9	2	4	6	15
Franklin	7	2	9	0	0	0	9
Fulton	4	1	5	0	0	0	5
Gallatin	1	0	1	0	1	1	2
Garrard	3	0	3	0	0	0	3
Grant	3	1	4	0	1	1	5
Graves	8	1	9	0	2	2	11
Grayson	3	1	4	0	0	0	4

FULL-TIME SHERIFF DEPARTMENT EMPLOYEES

1991 (CONT'D)

AGENCY	LAW ENFORCEMENT OFFICERS			CIVILIAN EMPLOYEES			TOTAL EMPLOYEES
	MALE	FEMALE	TOTAL	MALE	FEMALE	TOTAL	
Green	3	1	4	0	0	0	4
Greenup	6	0	6	0	1	1	7
Hancock	3	2	5	0	0	0	5
Hardin	13	3	16	0	0	0	16
Harlan	6	1	7	0	2	2	9
Harrison	4	1	5	0	0	0	5
Hart	4	1	5	0	0	0	5
Henderson	11	3	14	0	0	0	14
Henry	3	2	5	0	0	0	5
Hickman	1	1	2	0	0	0	2
Hopkins	7	4	11	1	2	3	14
Jackson	3	0	3	0	1	1	4
Jefferson	132	54	186	5	0	5	191
Jessamine	6	3	9	0	0	0	9
Johnson	6	2	8	0	0	0	8
Kenton	22	6	28	0	0	0	28
Knott	3	2	5	0	0	0	5
Knox	4	0	4	0	3	3	7
Larue	5	0	5	0	1	1	6
Laurel	8	3	11	0	0	0	11
Lawrence	3	0	3	2	0	2	5
Lee	2	0	2	0	1	1	3
Leslie	4	2	6	0	0	0	6
Letcher	3	2	5	0	0	0	5
Lewis	1	1	2	0	0	0	2
Lincoln	4	1	5	0	0	0	5
Livingston	4	2	6	0	0	0	6
Logan	8	2	10	0	0	0	10
Lyon	1	1	2	0	0	0	2
Madison	9	2	11	2	2	4	15
Magoffin	3	2	5	0	0	0	5
Marion	2	0	2	0	1	1	3
Marshall	9	2	11	0	0	0	11
Martin	3	1	4	0	1	1	5
Mason	8	1	9	0	0	0	9
McCracken	21	6	27	0	0	0	27
McCreary	2	0	2	0	3	3	5
McLean	3	1	4	0	0	0	4
Meade	4	1	5	0	1	1	6
Menifee	2	0	2	0	0	0	2
Mercer	3	1	4	0	0	0	4
Metcalfe	3	1	4	0	0	0	4
Monroe	4	0	4	1	0	1	5

FULL-TIME SHERIFF DEPARTMENT EMPLOYEES 1991 (CONT'D)

AGENCY	LAW ENFORCEMENT OFFICERS			CIVILIAN EMPLOYEES			TOTAL EMPLOYEES
	MALE	FEMALE	TOTAL	MALE	FEMALE	TOTAL	
Montgomery	7	2	9	0	0	0	9
Morgan	3	1	4	0	0	0	4
Muhlenberg	7	1	8	0	1	1	9
Nelson	5	0	5	0	3	3	8
Nicholas	2	1	3	0	0	0	3
Ohio	5	1	6	0	0	0	6
Oldham	5	2	7	0	2	2	9
Owen	3	1	4	0	0	0	4
Owsley	3	1	4	0	0	0	4
Pendleton	2	0	2	0	0	0	2
Perry	6	3	9	0	0	0	9
Pike	22	7	29	1	0	1	30
Powell	3	1	4	0	1	1	5
Pulaski	16	0	16	5	3	8	24
Robertson	1	0	1	1	1	2	3
Rockcastle	4	1	5	0	0	0	5
Rowan	5	0	5	0	3	3	8
Russell	3	0	3	0	1	1	4
Scott	16	1	17	0	3	3	20
Shelby	6	2	8	0	1	1	9
Simpson	5	2	7	0	0	0	7
Spencer	2	0	2	0	0	0	2
Taylor	3	1	4	0	0	0	4
Todd	2	0	2	0	1	1	3
Trigg	3	1	4	0	1	1	5
Trimble	2	1	3	0	0	0	3
Union	4	1	5	0	1	1	6
Warren	14	4	18	0	0	0	18
Washington	4	1	5	0	0	0	5
Wayne	5	2	7	0	0	0	7
Webster	4	1	5	0	1	1	6
Whitley	4	0	4	0	3	3	7
Wolfe	2	0	2	0	1	1	3
Woodford	6	1	7	0	0	0	7
TOTAL/ABOVE AGENCIES	799	223	1022	25	77	102	1124

FULL-TIME COUNTY, UNIVERSITY, SCHOOL, OTHER, AND KENTUCKY STATE POLICE EMPLOYEES

1991

AGENCY	LAW ENFORCEMENT OFFICERS			CIVILIAN EMPLOYEES			TOTAL EMPLOYEES
	MALE	FEMALE	TOTAL	MALE	FEMALE	TOTAL	
Anderson County	2	0	2	0	0	0	2
Boone County	41	3	44	0	3	3	47
Campbell County	19	3	22	2	6	8	30
Christian County	1	2	3	0	1	1	4
Jefferson County	352	35	387	63	95	158	545
Kenton County	32	1	33	7	3	10	43
Lyon County	3	0	3	0	0	0	3
Nelson County	5	1	6	0	0	0	6
Oldham County	14	1	15	0	1	1	16
Woodford County	16	0	16	1	0	1	17
Eastern Ky Univ.	17	2	19	4	7	11	30
Fayette Co. Schools	14	8	22	1	3	4	26
Jeff. Co. School Sec.	14	1	15	3	3	6	21
Jeff. Comm. College	5	1	6	0	0	0	6
Ky State Univ.	15	1	16	0	1	1	17
Morehead State Univ.	8	2	10	4	4	8	18
Murray State Univ.	10	1	11	2	1	3	14
Northern Ky Univ.	13	2	15	7	2	9	24
Univ. of Louisville	23	3	26	6	7	13	39
University of Ky	32	4	36	19	2	21	57
Western Ky Univ.	21	1	22	3	5	8	30
Alc. Bev. Control	27	2	29	1	16	17	46
Bluegrass Airport	23	0	23	1	1	2	25
Cincinnati Airport	27	3	30	1	11	12	42
Housing Auth. of Louisville	6	0	6	0	1	1	7
Ky Dept. of Parks	74	5	79	0	1	1	80
Ky Fish & Wildlife	128	1	129	4	4	8	137
Ky Horse Park	8	1	9	0	0	0	9
Ky Motor Vehicle Enf	198	19	217	25	82	107	324
Ky State Fairgrounds	5	0	5	0	0	0	5
Ky State Police	955	17	972	435	270	705	1677
Ky Water Patrol	48	0	48	0	2	2	50
Land Between Lakes	19	2	21	0	1	1	22
TOTAL/ABOVE AGENCIES	2175	122	2297	589	533	1122	3419
TOTAL/ALL AGENCIES	5920	548	6468	885	1165	2050	8518

Information was gathered from survey responses from the individual agencies and includes employees on the payroll as of October 31, 1991.

**KENTUCKY STATE POLICE
RECORDS SECTION
1250 Louisville Road
Frankfort, KY 40601**

BULK RATE
U.S. POSTAGE
PAID
Frankfort, KY
Permit No. 674

TO:

Printed With State Funds