


143730
1-19-94



OHIO COURTS SUMMARY 1992

143730
19-94
fault
denial
MF
5/12/94

OHIO COURTS SUMMARY

1992

THE SUPREME COURT OF OHIO

Chief Justice Thomas J. Moyer

Justice A. William Sweeney

Justice Robert E. Holmes

Justice Andy Douglas

Justice Craig Wright

Justice Herbert R. Brown

Justice Alice Robie Resnick

**Stephan W. Stover
Administrative Director**

**Supreme Court of Ohio
30 East Broad Street
Columbus, Ohio 43266-0419**

OHIO COURTS SUMMARY STAFF

STATISTICS OFFICER..... DOUGLAS R. STEPHENS
REPORT PRODUCTION AND GRAPHICS

SECRETARY..... MARY ELLEN JOHNSTON

DATA ENTRY..... JACKIE M. CROWLEY

COMPUTER PROGRAM
DEVELOPMENT..... SCOTT SNOKE

143730

**U.S. Department of Justice
National Institute of Justice**

This document has been reproduced exactly as received from the person or organization originating it. Points of view or opinions stated in this document are those of the authors and do not necessarily represent the official position or policies of the National Institute of Justice.

Permission to reproduce this copyrighted material has been granted by
Supreme Court of Ohio

to the National Criminal Justice Reference Service (NCJRS).
Further reproduction outside of the NCJRS system requires permission of the copyright owner.

The Supreme Court of Ohio


The Supreme Court of Ohio is pleased to issue this 36th annual Ohio Courts Summary. The Summary is a reflection of the dedication of Ohio's judges and court personnel.

A total of 3,014,577 new cases were filed in Ohio courts in 1992; 2,646 in the Supreme Court; 11,377 in the courts of appeals; 614,865 in the courts of common pleas; 2,147,540 in the municipal courts; 236,963 in the county courts, and 1,186 in the Ohio Court of Claims.

While all courts remain very busy, two specific areas continue to warrant special attention. Felony filings in the common pleas courts continued to climb in 1992. With a nearly five percent increase this year, these case filings have risen thirty-five percent since 1988. Also, the number of delinquency cases transferred from the juvenile courts to be prosecuted as adult felony cases exceeded four hundred for the second year in a row.

A commitment to consistently reported case statistics has enhanced the ability of the judiciary to develop new approaches to case management and make better use of finite resources. Alternative dispute resolution, technology, and other innovative approaches to handling caseloads continue to grow in popularity throughout Ohio.

We appreciate the assistance of all those involved in the preparation of this report. Together, we will continue to attain excellence in the administration of justice for the citizens of Ohio.



THOMAS J. MOYER
Chief Justice
Supreme Court of Ohio

TABLE OF CONTENTS

	<u>Page</u>
SECTION A - DESCRIPTIONS OF OHIO COURTS	
Structure of the Ohio Judicial System	1A
Supreme Court of Ohio	2A
Courts of Appeals	4A
Appellate District Map	5A
Court of Claims	6A
Courts of Common Pleas	7A
Jurisdictional Distribution	9A
Municipal and County Courts	10A
Mayor's Courts	11A
All Ohio Courts Total New Cases Filed 1988-1992	12A
 SECTION B - SUPREME COURT OF OHIO 1992 ANNUAL REPORT	
Introduction	1B
Key Issues and Events of 1992	2B
Supreme Court Caseload Statistics	7B
Rules Amended or Adopted in 1992	8B
Supreme Court Activities	9B
Supreme Court Standing Committees and Offices	11B
Supreme Court Special Committees	16B
Statutory Committees	19B
Office of the Administrative Director	19B
 SECTION C - COURTS OF APPEALS	
Overall Caseloads	1C
New Cases Filed Comparison (graph)	2C
Statewide New Cases Filed and Total Terminations Comparison (graph)	3C
Criminal Appeals	4C
Civil Appeals	5C
Domestic Relations, Juvenile, and Probate Appeals	6C
Miscellaneous Matters	7C
Average New Cases Filed Per Judge (graph)	8C
 SECTION D - COURT OF CLAIMS	
Overall Caseloads (Including Victims of Crime Claims)	1D

TABLE OF CONTENTS continued

SECTION E - COURTS OF COMMON PLEAS

General Division

Composite Report Form for Entire State	1E
Overall Caseloads	2E
Professional Tort	4E
Product Liability	8E
Other Torts	12E
Workers' Compensation	16E
Foreclosures	20E
Administrative Appeal	24E
Complex Litigation	28E
Other Civil	32E
Criminal	36E
Statewide New Criminal Cases Filed and Total Terminations Comparison (graph)	40E
New Cases Filed Comparison (graph)	41E

SECTION F - COURTS OF COMMON PLEAS

Domestic Relations Division

Composite Report Form for Entire State	1F
Overall Caseloads	2F
Statewide New Cases Filed and Total Terminations Comparison (graph)	4F

SECTION G - COURTS OF COMMON PLEAS

Probate Division

Composite Report Form for Entire State	1G
Overall Caseloads	2G
Decedents' Estates and Wrongful Death	4G
Guardianships	6G
Conservatorships, Testamentary Trusts, and Civil Actions	8G
Miscellaneous Activities	10G
Statewide New Cases Filed and Total Terminations Comparison (graph)	12G

TABLE OF CONTENTS continued

SECTION H - COURTS OF COMMON PLEAS

Juvenile Division

Composite Report Form for Entire State	1H
Overall Caseloads	2H
Delinquency	4H
Unruly	8H
Statewide New Cases Filed and Total Terminations Comparison (graph)	12H

SECTION I - MUNICIPAL COURTS

Composite Administrative Judge Report Form for Entire State	1I
Composite Individual Judge Report Form for Entire State	2I
New Cases Filed Comparison (graph)	3I
Overall Caseloads	4I
Felony	6I
Statewide New Felony Cases Filed and Total Terminations Comparison (graph)	10I
Statewide New Misdemeanor Cases Filed and Total Terminations Comparison (graph)	11I
Misdemeanor	12I
O.M.V.I.	16I
Statewide New O.M.V.I. Cases Filed and Total Terminations Comparison (graph)	20I
Statewide New Other Traffic Cases Filed and Total Terminations Comparison (graph)	21I
Other Traffic	22I
Personal Injury and Property Damage	26I
Statewide New Personal Injury Cases Filed and Total Terminations Comparison (graph)	30I
Statewide New Contracts Cases Filed and Total Terminations Comparison (graph)	31I
Contracts	32I
F.E.D.	36I
Statewide New F.E.D. Cases Filed and Total Terminations Comparison (graph)	40I
Statewide New Other Civil Cases Filed and Total Terminations Comparison (graph)	41I
Other Civil	42I
Small Claims	46I
Statewide New Small Claims Cases Filed and Total Terminations Comparison (graph)	50I

TABLE OF CONTENTS continued

SECTION J - COUNTY COURTS

Composite Administrative Judge Report	
Form for Entire State	1J
Composite Individual Judge Report	
Form for Entire State	2J
Overall Caseloads	3J
Felony	4J
Statewide New Felony Cases Filed and Total	
Terminations Comparison (graph)	6J
Statewide New Misdemeanor Cases Filed and Total	
Terminations Comparison (graph)	7J
Misdemeanor	8J
O.M.V.I.	10J
Statewide New O.M.V.I. Cases Filed and Total	
Terminations Comparison (graph)	12J
Statewide New Other Traffic Cases Filed and Total	
Terminations Comparison (graph)	13J
Other Traffic	14J
Personal Injury and Property Damage	16J
Statewide New Personal Injury and Property Damage	
Cases Filed and Total Terminations	
Comparison (graph)	18J
Statewide New Contracts Cases Filed and Total	
Terminations Comparison (graph)	19J
Contracts	20J
F.E.D	22J
Statewide New F.E.D. Cases Filed and Total	
Terminations Comparison (graph)	24J
Statewide New Other Civil Cases Filed and Total	
Terminations Comparison (graph)	25J
Other Civil	26J
Small Claims	28J
Statewide New Small Claims Cases Filed and Total	
Terminations Comparison (graph)	30J
New Cases Filed Comparison (graph)	31J

SECTION K - DEFINITIONS

Courts of Common Pleas, Municipal	
and County Courts	1K
Municipal and County Courts Only	4K

SECTION A

DESCRIPTIONS
OF
OHIO COURTS

STRUCTURE OF THE OHIO JUDICIAL SYSTEM - 1992

SUPREME COURT

Chief Justice and Six Justices

Original jurisdiction in select cases; court of last resort on state constitutional questions and questions of public or great general interest; appeals from Board of Tax Appeals and Public Utilities Commission

COURTS OF APPEALS

12 Courts, 65 Judges
Three Judge Panels

Original jurisdiction in select cases; appellate review of judgments of Common Pleas, Municipal, and County Courts; appeals from Board of Tax Appeals

COURTS OF COMMON PLEAS

88 Courts, 355 Judges

Probate Division

Probate, adoption, and mental illness cases

General Division

Civil and criminal cases; appeals from most administrative agencies

Domestic Relations Division

Divorces and dissolutions; support and custody of children

Juvenile Division

Offenses involving minors; most paternity actions

MUNICIPAL COURTS

118 Courts, 201 Judges

Misdemeanor offenses; traffic cases; civil actions up to \$10,000

COUNTY COURTS

49 Courts, 55 Judges

Misdemeanor offenses; traffic cases; civil actions up to \$3,000

COURT OF CLAIMS

Judges assigned by Supreme Court

All suits against the state for personal injury, property damage, contract, and wrongful death; compensation for victims of crime; three judge panels upon request

MAYORS COURTS

Approximately 500 Mayors

Misdemeanor offenses; traffic cases

SUPREME COURT OF OHIO

The Supreme Court of Ohio is established by Article IV, Section 1 of the Ohio Constitution, which provides that: "The judicial power of the state is vested in a supreme court, courts of appeals, courts of common pleas and divisions thereof, and such other courts inferior to the supreme court as may from time to time be established by law."

Article IV, Section 2 of the Constitution sets the size of the court at seven, a chief justice and six justices, and outlines the jurisdiction of the Court.

The Supreme Court is the court of last resort on questions of Ohio law and the Ohio Constitution. Most of its cases are appeals from the twelve district courts of appeals. The Court may grant leave to appeal criminal cases from the courts of appeals and may direct a court of appeals to send cases ("certify the record") that are found to be "of public or great general interest."

The Supreme Court is required to accept appeals of cases that originated in a court of appeals, cases in which the death penalty was imposed, cases involving an interpretation of the United States Constitution or the Ohio Constitution, and cases in which a court of appeals opinion conflicts with a decision from another court of appeals. The Supreme Court also must accept appeals from the Board of Tax Appeals and the Public Utilities Commission.

The Supreme Court has original jurisdiction for certain special remedies that permit a person to file an action directly in the Supreme Court. These extraordinary remedies include writs of habeas corpus (involving the release of persons allegedly unlawfully imprisoned or committed), writs of mandamus (ordering a public official to perform a required act), writs of procedendo (ordering a lower court to proceed to judgment), writs of prohibition (ordering a judicial or quasi-judicial officer to cease an unlawful act), and writs of quo warranto (alleging usurpation, misuse, or abuse of public office or corporate office or franchise).

The Supreme Court also may grant leave to appeal in cases involving contested elections. This is the only instance in which an appeal may be taken directly from the court of common pleas to the Supreme Court, bypassing the court of appeals.

The Supreme Court adopts rules governing practice and procedure in Ohio's courts, which must be filed with the General Assembly. These rules become effective unless both houses of the General Assembly adopt a concurrent resolution of disapproval. The Supreme Court also exercises general superintendence over all state courts through its rule-making authority. The rules of superintendence set minimum standards for court administration. Unlike procedural rules, rules of superintendence do not have to be submitted to the General Assembly.

The Supreme Court is responsible for the admission of attorneys to the practice of law in Ohio and has authority for the discipline of judges and attorneys for violation of their respective codes of conduct. The Court also has responsibility for complaints alleging the unauthorized practice of law.

The Chief Justice has the authority to assign judges to courts for temporary duty when the court has an unusually heavy volume of cases; a judge has been removed from a case because of bias, prejudice, or interest; or a judge has removed himself or herself from a particular case.

The Chief Justice and six justices are elected in even-numbered years to six-year terms on a nonpartisan ballot. A person must be an attorney with at least six years of experience in the practice of law to be elected or appointed to the Supreme Court. The Governor makes appointments to fill vacancies on the Supreme Court that occur between elections.

COURTS OF APPEALS

The courts of appeals are established by Article IV, Section 1 of the Ohio Constitution, and their jurisdiction is outlined in Article IV, Section 3. As intermediate level appellate courts, their primary function is to hear appeals from the common pleas, municipal, and county courts. Each case is heard and decided by a three-judge panel.

The state is divided into twelve appellate districts by Article IV, Section 3 of the Ohio Constitution and section 2501.01 of the Revised Code. Each district is served by a court of appeals that sits in each of the counties in that district. The number of judges in each district depends on a variety of factors, including the court's caseload and the size of the district. The number of judges in each district varies from three to twelve.

In addition to appellate jurisdiction, the courts of appeals have original jurisdiction, as does the Supreme Court, to hear applications for writs of habeas corpus, mandamus, procedendo, prohibition, and quo warranto. The Tenth District Court of Appeals in Franklin County also hears appeals from the Court of Claims.

In 1992, there were 65 court of appeals judges. Court of appeals judges are elected in even-numbered years to six-year terms on a nonpartisan ballot. Appellate judges must be attorneys with at least six years of experience in the practice of law. The Governor makes appointments to fill vacancies in courts of appeals that occur between elections.

COURTS OF APPEALS DISTRICT MAP



<u>DISTRICT</u>	<u>NUMBER OF JUDGES</u>	<u>NUMBER OF COUNTIES</u>	<u>TOTAL POPULATION</u>	<u>POPULATION PER JUDGE</u>
FIRST	6	1	866,228	144,371
SECOND	5	6	1,040,908	208,182
THIRD	4	17	756,984	189,246
FOURTH	4	14	587,699	146,925
FIFTH	5	15	1,234,350	246,870
SIXTH	5	8	886,095	177,219
SEVENTH	3	8	593,893	197,964
EIGHTH	12	1	1,412,140	117,678
NINTH	5	4	1,009,931	201,986
TENTH	8	1	961,437	120,180
ELEVENTH	4	5	766,847	191,712
TWELFTH	4	8	730,603	182,651
	<u>65</u>	<u>88</u>	<u>10,847,115</u>	<u>166,879</u>

THE COURT OF CLAIMS

The Court of Claims, created by the General Assembly in 1975 by Chapter 2743. of the Revised Code, is the only statutory court in Ohio with statewide jurisdiction. The Court of Claims has exclusive jurisdiction in all civil actions against the State of Ohio, and has jurisdiction to administer claims for compensation from victims of crime. Judges of the Court of Claims must be incumbent or retired justices or judges of the Supreme Court, courts of appeals, or courts of common pleas, and sit by temporary assignment of the Chief Justice of the Supreme Court.

COURTS OF COMMON PLEAS

The courts of common pleas, the only trial courts created by the Ohio Constitution, are established by Article IV, Section 1 of the Constitution. The jurisdiction of courts of common pleas is outlined in Article IV, Section 4.

There is a court of common pleas in each of the 88 counties. Courts of common pleas have original jurisdiction in all criminal felony cases and all civil cases in which the amount in controversy exceeds \$500. Courts of common pleas have appellate jurisdiction over the decisions of some state administrative agencies.

Most courts of common pleas have specialized divisions created by statute to decide cases involving juveniles, probate matters, and domestic relations matters. Only seven counties have courts of common pleas with no specialized divisions: Adams, Harrison, Henry, Morgan, Morrow, Noble, and Wyandot counties.

In 1992, there were 355 common pleas judges in Ohio. Of these, 130 had general jurisdiction only; 88 had general and domestic relations jurisdiction; seven had general jurisdiction plus domestic relations, probate and juvenile; 21 had domestic relations jurisdiction only; 12 had domestic relations and juvenile jurisdiction; 15 had juvenile jurisdiction only; 15 had probate jurisdiction only, and 67 had probate and juvenile jurisdiction.

Common pleas judges are elected to six-year terms on a nonpartisan ballot. A person must be an attorney with at least six years of experience in the practice of law to be elected or appointed as a common pleas judge. The Governor makes appointments to fill vacancies in courts of common pleas that occur between elections.

Juvenile Division

Juvenile divisions are branches of either the probate or domestic relations division of courts of common pleas in all counties except Butler, Cuyahoga, Hamilton, Lake, Lucas, Mahoning, Montgomery, and Summit counties, in which there are separate juvenile divisions of the court of common pleas.

Juvenile divisions hear cases involving persons under eighteen years of age, and cases dealing with unruly, abused, dependent, and neglected children. Juvenile courts also have jurisdiction in adult cases involving paternity, child abuse, nonsupport, contributing to the delinquency of minors, and the failure to send children to school.

Domestic Relations Division

The domestic relations divisions of the courts of common pleas exist in most counties together with another division. However, Butler, Clermont, Cuyahoga, Greene, Hamilton, Lake, Licking, Lucas, Mahoning, Montgomery, Portage, Summit, and Warren counties have separate domestic relations divisions. All domestic relations divisions have jurisdiction over proceedings involving divorce or dissolution of marriage, annulment, separation, spousal support, child support, and visitation, and the allocation of parental rights and responsibilities for the care of minor children.

Probate Division

The Ohio Constitution of 1851 provided that probate courts were to be established as separate independent courts with jurisdiction over the probate of wills and supervision of the administration of estates and guardianships. In 1968, under the Modern Courts Amendment of the Ohio Constitution, the probate courts became divisions of the courts of common pleas. Probate divisions also have jurisdiction over the issuance of marriage licenses, adoption proceedings, determination of sanity or mental competence, and certain eminent domain proceedings.

**COURTS OF COMMON PLEAS
JURISDICTIONAL DISTRIBUTION
1992**

	<u>NUMBER OF COUNTIES</u>	<u>NUMBER OF JUDGES</u>
General Division Only	18	130
Domestic Relations Only	12	21
Probate Only	14	15
Juvenile Only	8	15
General and Domestic Relations	63	88
Domestic Relations and Juvenile	6	12
Juvenile and Probate	67	67
General, Domestic Relations, Probate and Juvenile	7	7
		<u>355</u>

MUNICIPAL AND COUNTY COURTS

Municipal and county courts are created by the General Assembly in Chapters 1901. and 1907. respectively of the Revised Code. The territorial jurisdiction of municipal courts is established by statute; county courts serve areas of a county that are not served by a municipal court.

The subject matter jurisdiction of municipal and county courts is nearly identical. Both municipal and county courts have the authority to conduct preliminary hearings in felony cases and jurisdiction over misdemeanors. These courts also have limited civil jurisdiction. The municipal courts may handle civil cases in which the amount in controversy does not exceed \$10,000; county courts may handle civil cases where the amount in controversy does not exceed \$3,000.

When justices of the peace were eliminated by Ohio law, municipal and county courts assumed their duties. Therefore, municipal and county court judges are the only judges, other than probate judges, who may perform marriages.

In 1992, there were 118 municipal courts with a total of 201 judges, and 49 county courts with a total of 55 judges. Municipal court judges are elected to six-year terms on a nonpartisan ballot and serve either full- or part-time, depending on the statutory designation of the court. Municipal court judges may have jurisdiction in one or more municipalities, in adjacent townships, or throughout the entire county. A county court judge is elected to a six-year term on a nonpartisan ballot. All county court judges serve part-time.

Municipal court judges must be attorneys with at least six years experience in the practice of law. County court judges must be attorneys with at least two years experience in the practice of law. The Governor makes appointments to fill vacancies in municipal and county courts that occur between elections.

MAYOR'S COURTS

Mayor's courts are statutory courts created pursuant to Chapter 1905. of the Revised Code. Mayor's courts have jurisdiction to hear any prosecutions for the violation of an ordinance of the municipal corporation, the violation of a vehicle parking or standing ordinance of the municipal corporation unless the violation is required to be handled by a parking violations bureau, and violations occurring on a state highway located within the boundaries of the municipal corporation. The jurisdiction of a mayor's court over drug or alcohol related traffic offenses is limited to first time violations.

The elected or appointed mayor of a municipal corporation has authority to act as the presiding officer of the municipal corporation's mayor's court or, pursuant to section 1905.05 of the Revised Code, may appoint a mayor's court magistrate to preside. In addition, the Mayor's Court Education and Procedure Rules, adopted by the Supreme Court pursuant to sections 1905.03 and 1905.031 of the Revised Code, require mayors who operate a mayor's court to comply with annual educational requirements.

Determinations of a mayor's court may be appealed to the appropriate municipal or county court. An appeal proceeds as a new trial in the municipal or county court.

In 1992, there were approximately 500 mayor's courts.

Mayor's courts are not governed by rules of superintendence adopted by the Supreme Court and, therefore, are not required to file case activity reports.

TOTAL NEW CASES FILED

1988-1992

**ALL OHIO COURTS
TOTAL NEW CASES FILED
1988 - 1992**

COURT	1988	1989	1990	1991	1992
SUPREME COURT	2,273	2,224	2,557	2,576	2,646
COURTS OF APPEALS	10,005	10,771	10,721	11,031	11,377
COURT OF CLAIMS	1,527	1,415	1,072	1,352	1,186
COURTS OF COMMON PLEAS					
GENERAL DIVISION	126,697	136,830	145,965	153,277	154,890
DOMESTIC RELATIONS DIVISION	129,904	130,869	105,273	99,871	95,648
PROBATE DIVISION	97,798	96,532	94,153	95,387	99,482
JUVENILE DIVISION	252,330	264,891	262,081	268,127	264,845
MUNICIPAL COURTS	2,220,500	2,230,822	2,247,716	2,217,625	2,147,540
COUNTY COURTS	286,274	290,233	268,830	287,776	236,963
<hr/>					
STATEWIDE	3,127,308	3,164,587	3,138,368	3,137,022	3,014,577

SECTION B

SUPREME COURT OF OHIO

1992 ANNUAL REPORT

THE SUPREME COURT OF OHIO

ANNUAL REPORT

1992

**Thomas J. Moyer
Chief Justice**

**A. William Sweeney
Robert E. Holmes
Andy Douglas
Craig Wright
Herbert R. Brown
Alice Robie Resnick
Justices**

The Supreme Court of Ohio
30 East Broad Street, Third Floor
Columbus, Ohio 43266-0419

(614) 466-3456
(800) 826-9010

Stephan W. Stover
Keith T. Bartlett
Richard A. Dove
Ruth Ann Elmer
Harry Franken
Paul S. Fu
James R. Jump
Walter S. Kobalka
Diane C. Lahm
Marcia J. Mengel
Edward J. Nyhan
M. K. Rinehart
Laurence B. Stone

Administrative Director
Assistant Administrative Director
Associate Director for Legal and Legislative Services
Associate Director for Court Services
Communications Director
Librarian
Counsel to the Court
Reporter
Secretary, Commission on Continuing Legal Education
Clerk
Manager, Office of Court Technology and Services
Fiscal Officer
Executive Director, Judicial College

THE SUPREME COURT OF OHIO

ANNUAL REPORT

1992

INTRODUCTION

For the Supreme Court of Ohio, the year 1992 was marked by important events and accomplishments. Among the highlights:

1. The reelection of Chief Justice Thomas J. Moyer, the retirement of Justices Robert E. Holmes and Herbert R. Brown, and the election of Judge Francis E. Sweeney and State Senator Paul E. Pfeifer to the Court;
2. A record 2,646 new cases filed in the Supreme Court;
3. The first Ohio Conference on Substance Abuse and the Courts, a multi-disciplinary approach to the war against drugs as it relates to the courts;
4. A historic visit by a six-member delegation from Ukraine and the creation of a formal relationship between Ohio and Ukraine judiciaries;
5. The first National Conference on State Court Law Libraries was hosted by the Supreme Court Law Library, which is the first state supreme court law library in the nation to be fully automated;
6. Registration of more than 40,000 lawyers for the first time;
7. Creation of the Supreme Court Committee on Professionalism and the Commission on Certification of Attorneys as Specialists;
8. Completion of the five-year Court Visitation Project, under which the Supreme Court staff visited each of the 269 appellate and trial courts in Ohio;
9. Expanded Supreme Court services to trial and appellate courts, including the employment of a Dispute Resolution Coordinator, the addition of a Case Management Coordinator under a grant from the Governor's Office of Criminal Justice Services, a new jury management initiative, and the continuation of support efforts in statistics and court technology;

10. Receipt of a record two-year total of \$628,900 in grant funds to maximize the use of general revenue funds;
11. Consideration of 22 proposals to amend or adopt Supreme Court rules and rules of practice and procedure for Ohio courts; and
12. Significant activity by eleven standing committees and offices, seven special committees, and two committees and commissions created as a result of legislation.

KEY ISSUES AND EVENTS OF 1992

Introduction

The National Center for State Courts recently announced that for the first time in history there were more than 100 million cases filed in the state courts of the United States. This is one case for every two and one-half persons. The 3.1 million cases filed each year in Ohio represent one case for every three and one-half persons, and constitute 3.1 percent of all cases filed in state courts.

The statistics reflect dramatic increases in several areas. In the juvenile courts, support enforcement motions were filed at a rate 50 percent higher than the previous year. Delinquency bind over cases increased 15 percent and 65 percent in the last two years. Criminal felony cases rose at an annual rate of 5.5 percent and 64 percent over the last five years.

Growing caseloads, brought about at least in part by the increase in drug-related cases, and budget concerns have required a strong effort to improve efficiency and maximize the use of available court resources. The Supreme Court has assisted the Ohio judiciary in finding better methods of case management, using technology to enhance efficiency, implementing dispute resolution alternatives, and educating court personnel to help them provide better service to the public.

Ohio Conference on Substance Abuse and the Courts

In November 1991, Ohio was among 36 states with representatives at the first National Conference on Substance Abuse and the Courts. The purpose of the Conference was to foster communication and develop working relationships between and among the courts, criminal justice, education, health, and social service agencies, and to develop specific plans and long-term strategies that states may implement to address the impact of substance abuse on the courts. Chief Justice Thomas J. Moyer was Chairman of the Conference, and led the Ohio Team consisting of the Directors of the Departments of Alcohol and Drug

Addiction Services, Rehabilitation and Corrections, and Youth Services, the Superintendent of Public Instruction, State Public Defender, and the Presidents of Common Pleas Judges Association, Prosecuting Attorneys Association, and the Fraternal Order of Police.

On June 29, 1992, the Supreme Court hosted the first Ohio Conference on Substance Abuse and the Courts. A total of 75 participants representing 43 agencies and organizations, members of the judiciary, and members of the General Assembly attended the Conference. The purpose of the Conference was to identify and frame issues to be considered in revising the Justice chapter of The State of Ohio's Alcohol and Drug Addiction Services Plan ("Ohio Plan").

The Supreme Court, in cooperation with the Ohio Team, secured a \$78,500 grant from the State Justice Institute to help sustain this effort. The grant will support a project coordinator, two additional statewide conferences, and eight regional conferences. A February 1993 Conference in Columbus is intended to further define the goals, objectives, and activities appropriate for the Justice chapter. This will be followed in April 1993 with a forum to receive comments on a proposed draft of the Ohio Plan prior to submission to the General Assembly.

Ohio-Ukraine Judiciary Program

In August, a six-member delegation from Ukraine visited Ohio to formally begin the Ohio-Ukraine Judiciary Program. The delegation consisted of Dr. Fedor G. Bourtchak, Head of the Law Department of the Supreme Rada (Parliament) of Ukraine and Deputy Head of the Union of Lawyers of Ukraine; Dr. Alexander N. Jakimenko, Head of the Supreme Court of Ukraine; Dr. Vladimir O. Sumin, First Deputy Head of the Union of Lawyers of Ukraine; Igor I. Tseluiko, Deputy Head of the Law Department of the Supreme Rada of Ukraine; Dr. Evgueni T. Roulko, Professor of the Kiev State University; and Dr. Mychajlo Vasilievich Kostitsky, Dean and Professor of the Lviv University.

In Columbus, the delegation received a briefing on the United States and Ohio judicial systems, toured the Supreme Court, observed a complete trial at the Franklin County Court of Common Pleas, and visited The Ohio State University College of Law. In Cincinnati, the delegation toured state and federal courts, and in Cleveland, the delegation visited the Eighth District Court of Appeals and participated in several academic programs at Case Western Reserve University School of Law.

At the conclusion of the Columbus visit, a Memorandum of Understanding and a Protocol were signed to formalize the relationship between the Ohio and Ukraine judiciaries.

Law Library Assumes National Leadership

The Supreme Court Law Library, which is the largest state supreme court law library in the nation with more than 350,000 equivalent volumes, has assumed a leadership role among state court law libraries nationally.

In 1992, the Supreme Court Law Library became the first state supreme court law library in the nation to install a totally integrated online library system.

In November, the Supreme Court Law Library hosted the first National Conference on State Court Law Libraries, supported by a grant from the State Justice Institute. The Conference brought together judges, court administrators, and law librarians from across the nation (see pages 21B and 22B).

Court Visitation Project

The five-year Court Visitation Project was completed in 1992. In 1988, the Supreme Court staff began a series of visits to each of the courts of appeals, common pleas, municipal, and county courts. The purpose of these visits was to meet with judges, administrators, and other court personnel, tour court facilities, and be available to respond to questions and concerns. By the end of 1992, each of the 269 courts in Ohio had received at least one visit from the Supreme Court senior staff, in addition to hundreds of visits by Court staff to provide technical or administrative assistance.

Court Services Division

As part of the reorganization of the Office of the Administrative Director to place greater emphasis on service, support, and responsiveness to the trial and appellate courts, the court employed a Dispute Resolution Coordinator and, under a grant from the Governor's Office of Criminal Justice Services, added a Case Management Coordinator. The Office of Court Statistics and the Office of Court Technology and Services also provided direct technical assistance to trial and appellate courts.

Dispute Resolution

The Court took important steps to implement the recommendations of the preliminary report of the Supreme Court Committee on Dispute Resolution. The Dispute Resolution Coordinator was employed to provide technical assistance and training to trial and appellate courts.

There are now eight volunteer-staffed mediation programs operating in the small- and medium-sized municipal and county courts, and at least three additional programs will begin in 1993.

The Court co-sponsored a national symposium, "Business and Government Dispute Resolution, A National Symposium: New Approaches for New Times," for business and government attorneys, with the National Institute for Dispute Resolution, American Bar Association Standing Committee on Dispute Resolution, Ohio State Bar Association, Columbus Bar Association, and the Ohio Commission on Dispute Resolution and Conflict Management. At the Conference, Chief Justice Moyer joined Governor George V. Voinovich, the Ohio State Bar Association, and the Ohio Chamber of Commerce to encourage Ohio corporations to become signatories to the "Ohio Pledge," a formal commitment to engage in dispute resolution as an alternative to litigation.

The Supreme Court adopted Rule 81 of the Rules of Superintendence for Courts of Common Pleas, which requires domestic and juvenile courts to establish the qualifications of mediators in court-administered programs involving child custody and visitation matters. The Supreme Court also adopted an amendment to Rule 15 to authorize the use of arbitration in the juvenile and domestic relations divisions of the common pleas courts.

Case Management

A Coordinator of Case Management Programs was hired under a grant from the Governor's Office of Criminal Justice Services to: provide consulting services to courts seeking assistance; design educational seminars for judges and court personnel; assess case management practices statewide; establish a clearinghouse of case management information from courts nationwide; implement pilot delay reduction projects; and support attendance at courses on case management.

Jury Management Project

The Jury Management Project team was formed to review the American Bar Association "Standards Related to Juror Use and Management" and recommend proposed jury management standards for Ohio. The Center for Jury Studies of the National Center for State Courts provided support through a grant from the State Justice Institute.

The Court considered the standards proposed by the team in November. The standards were circulated to judicial and lawyer associations, and will be published for public comment in 1993.

Grants

The Supreme Court has received a record total of \$628,900 in grants during the last two years, including grants from the State Justice Institute, the Governor's Office of Criminal Justice Services, and the Ohio Commission on Dispute Resolution and Conflict Management. The grants maximize the use of state general revenue funds and assist the Court in developing new and innovative programs in a number of areas, including dispute resolution and case management.

The Governor's Office of Criminal Justice Services provided the two largest grants, more than \$241,000, to conduct educational programs and provide direct technical assistance to help courts manage their dockets more efficiently. A \$123,000 grant has permitted the Supreme Court's Judicial College to present regional conferences on court and case management, including: 1) basic and advanced case management; 2) substance abuse; 3) adult probation; and 4) court security. A related \$118,000 grant has enabled the Court to: 1) provide on-site consulting services in the area of case management to criminal and juvenile courts; 2) establish a clearinghouse of information on court delay reduction efforts nationwide; 3) develop a case management training seminar; 4) provide funding for judges and court personnel to attend courses on case management; and 5) support several pilot court delay reduction projects.

Another \$44,000 grant from the Governor's Office of Criminal Justice Services supported a project to develop computer software to assist juvenile courts in the automation of information processing and the collection and analysis of juvenile court data statewide. The Court is working with the Ohio Association of Juvenile and Family Court Judges to determine the categories of information to be included in the data system (see page 24B).

The Supreme Court has received a total of five grants from the Supreme Court Commission on Dispute Resolution and Conflict Management, including: 1) a two-part grant to implement model mediation projects in small- and medium-sized municipal courts in Zanesville, Cambridge, Marietta, and Lancaster (\$60,000), which had settlement rates in targeted cases of 80 to 93 percent; two additional courts, Sidney Municipal Court and Brown County Court have been added, and an implementation and training manual has been provided to more than 20 courts; 2) a child support, custody, and visitation mediation model in Summit County (\$23,000); 3) a model program for mediation of juvenile assault cases in Montgomery County (\$19,000); and 4) a program for training attorneys in settlement week and early neutral evaluation concepts (\$20,000) (see pages 4B and 5B).

In addition, the Court has received seven separate grants from the State Justice Institute: 1) continuing legal education for referees through the use of teleconferencing (\$38,553); 2) continuing legal education for domestic relations referees through the use of teleconferencing (\$20,000); 3) measurement of trial court performance standards (\$50,000) (see page 20B); 4) faculty development workshops for judges and referees (\$11,500); 5) the National Conference on State Court Law Libraries (\$39,932) (see pages 4B, 21B, and 22B); 6) a Judicial College course on "Domestic Violence: The Crucial Role of the Criminal Court Judge" (\$4,131); and 7) preparation and implementation of a revised Ohio Alcohol and Drug Addiction Services Plan with direct involvement of courts and law enforcement (\$78,500) (see pages 2B and 3B).

The Court has also supported several successful grant proposals of the Ohio Judicial Conference and numerous grant proposals from trial and appellate courts throughout the state.

Budgetary Issues

In June, the Chief Justice, reacting to Ohio's continuing budget crisis, again reduced the budget of the judicial branch of government by extending the 1992 cost-savings plan to fiscal year 1993, including a reduction in the use of assigned judges; delay in the development and implementation of Project Benchmark, the computerization plan for Ohio courts; a ban on virtually all out-of-state travel; reduction in expenditures for the Supreme Court Law Library; and delay in filling vacant positions at the Supreme Court and courts of appeals. Similar efforts were undertaken by the Judicial Conference and the Court of Claims.

SUPREME COURT CASELOAD STATISTICS

A record 2,646 cases were filed in the Supreme Court in 1992, including 279 original actions, 5 federal court certifications of state law questions, 77 disciplinary matters, 12 admissions matters, 1 miscellaneous practice of law case, and 2,272 appeals, as follows: 1,342 motions to certify the record, 723 motions for leave to appeal, 124 direct appeals, 22 certified conflicts, 44 appeals from the Board of Tax Appeals, 11 appeals from the Public Utilities Commission, and 6 death penalty cases.

For additional statistical information, see Appendices A through F.

RULES AMENDED OR ADOPTED IN 1992

The Supreme Court considered 22 proposals to amend or adopt Court rules and rules of practice and procedure for Ohio courts. The full text of proposed and final rule amendments are published in the Ohio Official Reports Advance Sheets and the Ohio State Bar Association Report; the publication and effective dates are listed in Appendix G.

Rules of Practice and Procedure

Pursuant to Article IV, Section 5(B) of the Ohio Constitution, the Supreme Court submitted to the General Assembly proposed amendments to the Rules of Evidence and Rules of Civil, Criminal, Appellate, and Juvenile Procedure. The amendments included provisions addressing: depositions by telephone; the charge to the jury before closing arguments; the trial court's authority to control and limit discovery; the appealability of partial final judgments; items that must be included in appellate briefs; and rulings by appellate courts on assignments of error. The amended rules took effect July 1, 1992.

Lawyer Advertising

A major revision of the rule governing lawyer advertising, Disciplinary Rule 2-101 of the Code of Professional Responsibility, was adopted by the Court effective January 1, 1993. Among other things, the amendments address the permissible content of broadcast and print advertisements and establish rules for direct mail solicitation.

Attorney Disciplinary Procedures

Rule V of the Rules for the Government of the Bar of Ohio relative to attorney discipline was completely rewritten. Substantive revisions included the establishment of minimum standards for certified grievance committees to promote greater consistency in the investigation and prosecution of complaints; creation of a procedure in lieu of discipline for minor misconduct; increased accessibility to the public of disciplinary actions taken by the Supreme Court; and increased reimbursement for certified grievance committees.

Lawyer Specialization

In response to a decision by the United States Supreme Court, the Court adopted a new rule regarding lawyer specialization. Rule XIV of the Rules for the Government of the Bar of Ohio was adopted, effective January 1, 1993, to create

a Supreme Court Commission on Certification of Attorneys as Specialists. The Commission will create a mechanism by which attorneys with special expertise in a field of law may become certified as specialists. In addition, Disciplinary Rule 2-105 was amended to create guidelines for attorneys certified as specialists to communicate the fact of their specialization to the public.

Unauthorized Practice of Law

At the request of the Board of Commissioners on the Unauthorized Practice of Law, Rule VII of the Rules for the Government of the Bar of Ohio was amended. The amendments include provisions to streamline and expedite proceedings before the Board, to provide for additional reimbursement to bar associations for their unauthorized practice of law activity, and to authorize the Board to issue informal, nonbinding advisory opinions on unauthorized practice of law matters. The amended rule will be effective January 1, 1993.

Commission on Professionalism

Rule XV of the Rules for the Government of the Bar of Ohio creates the Commission on Professionalism. The Commission, which is patterned after a similar Commission established in Georgia, was formed based on recommendations from the Supreme Court Committee to Study Creeds of Professionalism and the 1991 Bench-Bar Conference. The Commission is charged with implementing the education recommendations made by the Committee and Conference, monitoring professionalism activities in Ohio and other states, promoting professionalism activities, and recommending methods of enhancing professionalism.

SUPREME COURT ACTIVITIES

Report to the Ohio Judicial Conference

In his sixth annual report to the Ohio Judicial Conference on the State of the Judiciary in September, Chief Justice Moyer announced three important new programs. In response to suggestions from judges throughout the state, the Chief Justice announced that he would encourage the preparation of judicial impact statements to assess the effect of legislation on the judicial branch of government. Citing an excellent relationship with the leadership of the General Assembly and the Governor, he stated that, "We can do a better job of communicating to legislators the impact that many bills have upon the administration of our court system." Chief Justice Moyer stated that he plans to

meet with legislative leaders and work closely with the Judicial Conference and the judicial associations in this effort. The Judicial Conference and Supreme Court staffs will begin to prepare judicial impact statements on selected bills on a pilot basis in 1993.

The Chief Justice announced his intention to restore closer relationships with the federal judiciary. Subsequently, the state and federal judiciary met in Columbus on December 2 to discuss issues of mutual interest and concern, including diversity of jurisdiction, mass tort litigation, habeas corpus in the context of death penalty cases, problems relating to the image and resources of state courts, interaction between the judicial and legislative branches, and the formation of a state/federal judicial council.

Chief Justice Moyer also noted that budget restrictions and the opportunity to seek advice from states that have had futures commissions have delayed the implementation of the Commission on the Future of the Ohio Court System. He announced that the Commission will include five task forces: Alternative Court Structure, Technology, Family Relations in the Courts, Civil Cases, and Crime.

Off-Site Court Program

Since 1987, the Supreme Court has conducted court sessions in counties throughout the state, primarily for the benefit of high school students. In 1992, the Court heard oral arguments in Lorain, Lake, Henry, and Butler Counties; 1,700 high school students participated and a total of 3,400 attended these sessions. The law-related education program includes meetings with editors and reporters from high school newspapers, briefings prior to and following oral arguments, and related coursework.

In the last six years, the Court has held sessions in 23 sites; 10,200 students have attended sessions as part of a total attendance of 14,300.

Court Education Activities

Students from The Ohio State University College of Law and the Ohio Northern University Pettit College of Law, including exchange students from Iceland, attended sessions of the Supreme Court.

The Supreme Court continued to support the Ohio Center for Law-Related Education, its Mock Trial and Ohio Government in Action programs, and other Center activities. The Court provides financial support and is represented on the board of trustees and board of directors.

The Supreme Court participated in the Youth in Government Model Supreme Court program, with nearly 50 high school students involved in the Supreme Court program.

In April, the Court hosted a statewide moot court competition for middle school students, designed to educate students on the role of the judiciary. Each school was paired with a team of law students or lawyers who served as mentors for the students. Nine schools participated in this event, which was sponsored by the Law-Related Education Committee of the Ohio State Bar Association.

The Supreme Court continued its law student extern program with the Capital University Law and Graduate Center, The Ohio State University College of Law, University of Toledo College of Law, University of Cincinnati College of Law, and Ohio Northern University Pettit College of Law. A total of 60 students participated during 1992, serving all seven Justices and the offices of the Administrative Director, Counsel to the Court, and Reporter. All nine Ohio law schools are expected to participate in 1993.

For the sixth year, the Supreme Court participated in the Bench-Bar-Deans Conference sponsored by the Ohio State Bar Association to discuss legal education, admissions to the practice of law, and other issues of common interest to the nine Ohio law schools, the bar, and the judiciary.

The Court continued its participation in the Continuing Legal Education Consortium with the Attorney General, Legislative Service Commission, and other state departments and agencies. The consortium provides a curriculum of continuing legal education courses for government attorneys. In 1992, the consortium presented ten courses for a total of 29 possible credit hours.

SUPREME COURT STANDING COMMITTEES AND OFFICES

Board of Bar Examiners

Chairman: James F. DeLeone; Secretary: Marcia J. Mengel

The Court increased the size of the Board of Bar Examiners from 12 to 24 members. The Court and the Board continued to implement changes in the administration and grading of the bar examination as recommended in 1990 by the Bar Examination Review Committee.

Beginning with the February 1992 bar examination, the bar examiners provided an automatic regrade of all essays written by applicants whose examination scores

came within one point of passing. Following both the February and July examinations, the Board also published essay questions and selected essay answers written by applicants who had received passing examination scores.

The Board adopted substantive amendments to the Policy on Applicants with Disabilities. Pursuant to this policy, the Board granted special examination accommodations for the February and July bar examinations to 11 applicants with disabilities.

Rules Advisory Committee

Chair: Kathleen B. Burke; Secretary: Keith T. Bartlett

The Rules Advisory Committee continued to review proposed new rules and rule amendments submitted by the Court, bar associations, attorney and judge associations, and other interested parties. The Committee's annual recommendations were submitted to the Court, published twice for public comment, and, after revisions, filed with the General Assembly. Subsequently, fifteen substantive amendments to the Rules of Evidence and Rules of Criminal, Civil, Appellate, and Juvenile Procedure took effect on July 1, 1992.

The Committee also reviewed additional proposals that were submitted to the Court for initial consideration in September. The proposed amendments approved by the Court for submission to the General Assembly in January 1993 will, unless modified by the Court or disapproved by the General Assembly, take effect on July 1, 1993.

Board of Commissioners on Grievances and Discipline

Chairman: Irene Keyse-Walker; Secretary: Jonathan W. Marshall

The Board of Commissioners on Grievances and Discipline completed a comprehensive review and revision of Rule V of the Rules for the Government of the Bar regarding lawyer discipline. The amendments were adopted by the Court effective July 1, 1992, and the Board assisted the certified grievance committees in implementing the new provisions. The Board assisted the Court and the certified grievance committees in providing for partial reimbursement to local committees for ongoing grievance and discipline expenses.

The Board also: 1) conducted a search for a new Disciplinary Counsel; 2) at the request of the Court, began consideration of revisions to the Code of Judicial Conduct based on the 1990 ABA Judicial Code of Conduct; 3) received 70 requests for advisory opinions and issued 20 opinions on ethical questions arising

under the Code of Professional Responsibility, Code of Judicial Conduct, Rules for the Government of the Bar, Rules for the Government of the Judiciary, and the Ohio Ethics Law; 4) conducted a fourth statewide training seminar for members of certified grievance committees, interested lawyers, and members of the public; 5) presented 21 continuing legal education programs for Ohio judges and lawyers; 6) received 70 new formal complaints in 1992 and certified 50 cases to the Supreme Court; and 7) conducted 57 disciplinary hearings and decided 60 cases.

Office of Disciplinary Counsel

Disciplinary Counsel: J. Warren Bettis

The Office of Disciplinary Counsel received a record 2,530 complaints. The Office also reviewed 317 appeals from decisions of certified grievance committees of bar associations and investigated 40 allegations of unauthorized practice of law, bringing the total number of cases to 2,887. After investigation, the Office dismissed 2,547 disciplinary cases and took formal action before the Board of Commissioners on Grievances and Discipline in 37 disciplinary cases.

In addition, the Office of Disciplinary Counsel made presentations at 21 ethics seminars throughout the state.

Board of Commissioners on Character and Fitness

Chair: Suzanne K. Richards; Secretary: Marcia J. Mengel

Seventeen new character and fitness cases were filed with the Board; nine of these were appeals from admissions committees determinations, and eight were sua sponte investigations. The Board continued to examine character and fitness issues relating to substance abuse and the impact of the Americans with Disabilities Act of 1990. Also, Board members and staff visited nine law schools in Ohio and Northern Kentucky to discuss the character and fitness review process with law students.

Board of Commissioners on the Unauthorized Practice of Law

Chairman: Kenneth F. Seibel; Secretary: Keith T. Bartlett

The Board of Commissioners on the Unauthorized Practice of Law considered four formal complaints alleging the unauthorized practice of law and granted authorization to seek injunctive relief in the court of common pleas.

In September, the Board presented a statewide seminar on the unauthorized practice of law. The day-long workshop, the first ever presented statewide on this

subject, was attended by more than 100 attorneys, paralegals, bar association representatives, and others.

Amendments to Rule VII of the Rules for the Government of the Bar were finalized, submitted to the Court, and approved effective January 1, 1993. Included were provisions to streamline Board proceedings, authorize the Board to issue advisory opinions, and provide additional reimbursement to bar associations for the investigation and prosecution of unauthorized practice of law matters.

Articles written by Board members were published in local bar journals and plans were initiated for the Board to present a seminar at the 1993 Ohio State Bar Association annual meeting.

Traffic Rules Review Commission

Chairman: Kirwan M. Elmers; Secretary: Richard A. Dove

The Traffic Rules Review Commission held its annual meeting in February to consider several proposed amendments to the Traffic Rules and Uniform Traffic Ticket. The Commission recommended amendments that allow law enforcement officers to include more than one offense on a single ticket and permit elimination of the abstract of court record from the Uniform Traffic Ticket if traffic convictions are reported electronically to the Bureau of Motor Vehicles.

The Commission also considered a proposal to eliminate required court appearances for second moving violations within a year, but deferred action on the proposal until the General Assembly reclassified those violations as minor misdemeanors.

Board of Commissioners of the Clients' Security Fund

Chairman: Thomas A. Heydinger; Administrator: James E. Green

The Fund received and docketed 151 claims and made 60 awards totalling \$584,104. The number of claims docketed increased by approximately 51 percent over 1991, and the number of claims paid increased 170 percent.

The Board and staff of the Clients' Security Fund continued their efforts to reach persons qualifying for relief under the Fund through a targeted outreach program.

Committee on the Appointment of Counsel for Indigent Defendants in Capital Cases

Chairman: Judge Everett Burton; Secretary: Keith T. Bartlett

The Committee continued to monitor the operation and impact of Common Pleas Superintendence Rule 65, and began consideration of proposed amendments to the rule.

The Committee approved two continuing legal education seminars to fulfill the specialized training requirement of Rule 65, continued to certify new applicants who met the requirement of the rule, decertified attorneys who did not satisfy the two-year continuing education standard, and distributed two updated lists of certified counsel to all common pleas judges. A total of 637 attorneys currently are certified to accept appointment as counsel for indigent defendants in capital cases.

Commission on Continuing Legal Education

Chairman: Stanley A. Freedman; Secretary: Diane Chesley-Lahm

The Commission implemented a change in Rule X of the Rules for the Government of the Bar to eliminate the \$15 fee for continuing legal education administration and to charge fees for accreditation of activities and established sponsors. Forty-six organizations were designated as established sponsors.

A total of 17,145 attorneys with last names beginning from A to L were required to report the completion of at least 24 hours of approved continuing legal education, including two hours of ethics and substance abuse instruction, during the preceding two years. By March 31, 1992, 88 percent were in full compliance with the rule.

The Supreme Court issued 566 sanction orders during 1992 against attorneys with last names beginning from M to Z, the group required to report in 1991. In addition, the Commission held hearings on notices of non-compliance; processed 9,000 applications for accreditation of continuing legal education activities from 3,400 sponsors; and considered 22 appeals from the Secretary's denial of accreditation. Interim progress reports and final reporting transcripts were mailed to 15,500 attorneys with last names beginning from M to Z who were required to report for the second time by January 31, 1993.

Judicial College Board of Trustees

Chairman: Judge George M. Glasser; Executive Director: Laurence B. Stone

The Judicial College presented 66 days of courses to 4,167 attendees, up significantly from 1991. The College also presented seven two-hour judicial ethics and substance abuse sessions attended by 245 judges.

Eleven teleconference programs were conducted for domestic relations, juvenile, and municipal court referees, with a total of 832 attendees.

Under a grant from the Governor's Office of Criminal Justice Services, the College presented three two-day courses on caseload management (138 attendees), four two-day courses on substance abuse (273 attendees), and three two-day courses on the role of the adult probation officer (254 attendees).

The College also videotaped the popular course on "The Ohio Court System." The tape will be edited and made available to courts for use in training court personnel.

In addition, the College administered the registration of referees pursuant to Rule X, Section (3)(D) of the Rules for the Government of the Bar, and processed enrollments for more than 1,000 attorneys participating in the Court-sponsored continuing legal education programs.

SUPREME COURT SPECIAL COMMITTEES

Bench-Bar Committee

Co-Chairs: Sandra J. Anderson and Judge John J. Donnelly; Staff Liaison: Richard A. Dove

In conjunction with the Ohio State Bar Association, a new Committee was appointed to plan the third Bench-Bar Conference for March 18-19, 1993. The Committee began preparations for a two-day Conference at which judges and attorneys from throughout Ohio will meet to address the civil legal needs of the poor, funding the criminal justice system, and alternative dispute resolution and case management.

Advisory Committee on Court Technology

Chairman: Judge Thomas A. Swift; Staff Liaison: Edward J. Nyhan

The Committee continued to provide support to the Court and the Office of Court Technology and Services. The role of the Advisory Committee is to

identify and research strategic technology issues for the present and future. The second Ohio Court Technology Conference in 1992 provided extensive educational programs, demonstrations, and displays for courts at all stages of the automation process.

During the course of the year, the Committee was involved in detailed review of Project Benchmark and statewide standardization case numbering, issues that will continue into 1993 (see page 24B).

Committee on Dispute Resolution

Chairman: David A. Ward; Staff Liaisons: C. Eileen Pruett and Arthur J. Marziale, Jr.

The activities of the Committee on Dispute Resolution are described on pages 4 and 5.

Task Force on the Unauthorized Practice of Law

Chairman: Joseph F. Cook, Sr.; Staff Liaison: Keith T. Bartlett

In response to a request by the Ohio State Bar Association, the Supreme Court Task Force on the Unauthorized Practice of Law was established in 1990 to conduct a complete review of the status of the unauthorized practice of law in Ohio and Rule VII of the Rules for the Government of the Bar, and report to the Court. The Task Force completed its work in December and will issue its final report early in 1993.

Committee to Review the Supreme Court Rules of Practice

Chair: Justice Alice Robie Resnick; Staff Liaison: Marcia J. Mengel

In September, the Committee to Review the Supreme Court Rules of Practice completed an extensive review of the Rules of Practice and submitted a report to the Supreme Court recommending the adoption of new Rules of Practice.

In December, the Committee's proposed Rules, with Committee commentary and sample forms, were published for public comment. The Court is expected to finalize the new rules after reviewing public comments early in 1993.

Joint Task Force on Gender Fairness

Co-Chairs: Justice Alice Robie Resnick and Carol J. Suter

The formal part of the work of the Joint Task Force on Gender Fairness is drawing to a close. The Task Force will present a seminar regarding its work on May 13, 1993, as part of the Ohio State Bar Association convention.

In 1992, the Task Force continued its work on the "Ohio Legal Rights Handbook: With Emphasis on Women's Issues." The Handbook will be published in May 1993.

The Task Force also continued work on several other projects, including surveys to examine women attorney's roles in government positions and the position of women in law schools. The Task Force also reviewed the area of domestic relations. Educational programs based on information acquired through the work of the Task Force will be made available to judges and lawyers in 1993.

Civil Legal Needs Assessment Implementation Committee

Chairman: Denis J. Murphy; Staff Liaison: Richard A. Dove

Following through on the recommendations in the 1991 Ohio Legal Needs Assessment, the Committee secured legislative enactment of a temporary civil filing fee increase to provide additional moneys for Ohio's legal aid fund. Beginning in January 1993, it is estimated this increase will provide an additional five million dollars in funding to address a portion of the unmet civil legal needs of the poor identified in the Assessment.

The Committee developed a voluntary pro bono rule that was submitted to the Ohio State Bar Association. The proposed rule, which is modeled after a rule recently adopted by the Florida Supreme Court, recommends that each Ohio attorney annually provide a minimum of twenty hours of pro bono representation to indigent persons or make a monetary contribution to the Ohio Legal Assistance Foundation based on the number of years the attorney has been admitted to practice.

The Committee also proposed several items for inclusion in the biennial budget bill that will be considered by the General Assembly in 1993. These proposals include additional general revenue funds to support Ohio's legal aid programs, revising the provisions of the Interest on Lawyers' Trust Accounts (IOLTA) law to include title companies and obtain more consistency in the interest rates paid by financial institutions on those accounts, and formation of the Ohio Legal Assistance Foundation to administer funds earmarked for legal aid, provide a statewide voice for legal aid programs, and assist in adoption of additional recommendations contained in the Assessment.

The Committee recommended that the Supreme Court require each attorney to provide IOLTA information, including account numbers, on the attorney registration form filed with the Court.

STATUTORY COMMITTEES

State Criminal Sentencing Commission

Chairman: Chief Justice Thomas J. Moyer

The Commission continued its review of Ohio sentencing laws and further developed recommended changes to the state's sentencing structure. The Commission's reporting deadline was extended by the General Assembly to July 1993.

Task Force on Court Costs and Indigent Defense

Chairman: Justice Craig Wright; Staff Liaison: Richard A. Dove

After organizing in late 1991, the Task Force worked to fulfill its statutory responsibility of proposing revisions in the delivery of representation to indigent criminal defendants. In its September 1992 report to the General Assembly and Governor, the Task Force included 23 recommendations to address the delivery of services to indigent defendants, the funding of those services, and methods to contain and recoup the costs of providing indigent defense.

A second committee was appointed in late 1992 to implement the recommendations of the Task Force. The implementation committee consists of judges, county commissioner representatives, attorneys, and former legislators and is considering several statutory amendments for submission to the General Assembly.

OFFICE OF THE ADMINISTRATIVE DIRECTOR

Stephan W. Stover, Administrative Director

Court Visitation Program

In 1992, the Supreme Court staff completed a five-year program to visit each of Ohio's 269 trial and appellate courts (see page 4B).

Technical Assistance Program

Since 1988, the Supreme Court, in conjunction with the National Center for State Courts, has operated the Technical Assistance Program to foster innovative programs and stimulate improvements in the administration of Ohio's courts. In 1992, the Program granted \$20,610 to 13 individual projects. A fine and fee

collection improvement project study conducted by the National Center for State Courts at the Mansfield Municipal Court was completed. In addition, \$15,000 was allocated to the Judicial College for court personnel education programs.

Technical assistance projects included: 1) development of standardized forms for the preparation of orders, judgment entries, and other official documents used in Lucas County Court of Common Pleas; 2) collaboration by Henry and Wood County Juvenile Courts to facilitate an interdisciplinary training seminar for 300 staff members from 19 area juvenile courts; 3) sponsorship of health enrichment programs for the Cuyahoga County Common Pleas Court staff; and 4) preparation of a public information brochure by the Franklin County Municipal Court.

Legal and Legislative Services

The staff of the Supreme Court assisted in the addition or modification of six judicial positions through cooperative efforts with local courts and by providing reports, recommendations, and testimony to the General Assembly. New judges were added to the domestic relations divisions of the Butler and Stark County Courts of Common Pleas, the general division of the Stark County Court of Common Pleas, the juvenile division of the Montgomery County Court of Common Pleas, and the Findlay Municipal Court. In addition, the Bellefontaine Municipal Court was made a full-time court, effective January 1, 1994.

The Court proposed the amendment of Section 2303.201 of the Revised Code and the enactment of several similar statutes impacting on municipal and county courts to allow an existing filing fee for computerized legal research to be used for computerization of the courts. The amendment and enactment were proposed by the Supreme Court Advisory Committee on Court Technology and adopted in Amended Substitute Senate Bill 246, effective March 24, 1993.

Trial Court Performance Standards

Ohio is one of the four states participating in the National Center for State Courts project to evaluate the National Center's Trial Court Performance Standards. The three-year project is funded in part through grants from the State Justice Institute and the Bureau of Justice Assistance. The general division common pleas courts in Meigs, Wayne, and Stark Counties are participating as demonstration sites. The courts are testing 22 performance standards in the following areas: access to justice; expedition and timeliness; equality, fairness, and integrity; independence and accountability; and public trust and confidence.

Affidavits of Disqualification

The Ohio Constitution and state statutes authorize the filing of an affidavit of disqualification as a procedure for requesting removal of a judge from a case on the grounds of bias, prejudice, or interest. Additional improvements were made in the administration of affidavits of disqualification, including the issuance of additional bench opinions.

A total of 192 affidavits were filed, compared to 209 filed in 1991.

Assignment of Judges

The Chief Justice made 2,550 assignments of judges to trial and appellate courts.

Court Statistical Reporting Section

The Court Statistical Reporting Section held annual regional training sessions in the Spring. The five sessions were attended by over 200 judges, clerks of court, and other court personnel from nearly 150 trial courts. Twelve courts were visited for further training and consultation, and five formal presentations were made to various groups.

Court Personnel Meetings

The Supreme Court staff coordinated and hosted meetings of the administrators of the eight largest common pleas courts, administrators of the eight largest municipal courts, and several technology interest groups.

LAW LIBRARY

Paul S. Fu, Librarian

The Supreme Court Law Library is the first state supreme court law library in the nation to establish a totally integrated online library system, when the installation of the serials and circulation modules was completed in August.

The Supreme Court Law Library hosted the first National Conference on State Court Libraries, which was held in Columbus in November. The Conference was cosponsored by the Supreme Court of Ohio and the National Center for State Courts with funding provided by the State Justice Institute. The purpose of the Conference was to develop a national strategy to enhance the operational

capabilities of state and local court libraries despite current economic difficulties. Justices and judges, court administrators and court professionals, county law librarians, and supreme court and state law librarians from 36 states, one United States territory, and Australia attended the Conference. Chief Justice Moyer delivered the keynote address.

A total of 35,854 patrons visited the Law Library, including personnel from more than 60 state agencies. The Library added 7,571 printed volumes, 42,428 pieces of microfiche, and 236 rolls of microfilm to the collection. In addition, the library staff responded to 22,761 reference questions.

CLERK'S OFFICE

Marcia J. Mengel, Clerk

Clerk's Office

The Clerk's Office processed a record 2,646 new cases and scheduled 174 cases for oral argument. The Clerk's Office also processed 687 continuing legal education enforcement matters, filed with the Court pursuant to Rule X of the Rules for the Government of the Bar.

Admissions Office

The Admissions Office processed nearly 3,600 admission applications, including 1,537 law student registrations, 1,934 bar examination applications, 126 applications for admission without examination, and two applications for temporary certification under Rule IX of the Rules for the Government of the Bar. The Admissions Office also issued approximately 2,100 certificates of good standing in 1992.

Amendments to Rule II of the Supreme Court Rules for the Government of the Bar became effective on January 1, and resulted in a substantial increase in law student applications for legal intern certificates. During 1992, the Admissions Office issued 562 legal intern certificates, a nearly 75 percent increase over the number of certificates issued the preceding year.

The Office administered two bar examinations and two admissions ceremonies in 1992. During the February bar examination, 450 applicants were tested. In May, the Office conducted an admissions ceremony at the Ohio Theatre for the 338 successful applicants. At the July examination, 1,286 applicants were tested, and November admissions ceremony was held for the 1,068 successful applicants.

Attorney Registration Office

By the end of 1992, a record 40,680 attorneys had registered for the 1991-1993 biennium, with 33,799 registering for active status, 5,401 as inactive, and 286 for corporate status, a status available to certain attorneys not admitted to practice in Ohio. In addition, 1,194 attorneys had registered for "retired" status, a new status created by the Court in 1991 for attorneys age 65 and over who no longer practice law.

REPORTER'S OFFICE

Walter S. Kobalka, Reporter

The Reporter's Office published 315 full Supreme Court opinions, 24 abbreviated entries, and 47 miscellaneous orders and orders in chambers, for a total of 386 edited works of the Supreme Court. Also, 919 court of appeals opinions and 68 trial court opinions were published in the Ohio Official Reports. Through the publication of six special Advance Sheets, 759 additional court of appeals opinions and 67 trial court opinions were published, for a total of 1,678 court of appeals opinions and 135 trial court opinions.

Supreme Court opinions, announcement lists, rules, and notices accounted for 29 percent of the pages available in the weekly edition of the Ohio Official Reports. Court of appeals opinions accounted for 67 percent, and trial court opinions accounted for four percent of available pages.

The Reporter's Office, in cooperation with the Office of Court Technology and Services, continued electronic transmission to the official publisher of opinions, announcement lists, rules, and notices. Also in cooperation with the Office of Court Technology and Services, the Reporter's Office began a pilot project in May 1992 to electronically transmit the Court's announcements and the full texts of the Court's opinions to OSCAN, Internet and Cleveland FREENET so that the public will have access to this information electronically.

OFFICE OF COURT TECHNOLOGY AND SERVICES

Edward J. Nyhan, Manager

Speaking to the second Ohio Court Technology Conference in October, Chief Justice Moyer emphasized the importance of court technology in the Ohio court system, stating that increasing caseloads and stagnant budgets have required courts to use technology to operate more efficiently. The Chief Justice stated

that the role of the Supreme Court is to provide leadership and coordination in our complex and dynamic court system. The Office of Court Technology and Services, supported by the Advisory Committee on Court Technology, provided enhanced leadership and technical assistance in the area of court technology.

The Conference featured 21 programs and an exhibit area including computer, ergonomic office furniture, and audio visual equipment. More than 100 judges and court personnel attended.

The Court supported legislation to permit courts to collect court costs to finance automation. These bills, coupled with Ohio's Cooperative Purchasing Program, will permit trial and appellate courts to move more quickly to automation.

Project Benchmark, the Supreme Court's comprehensive effort to automate and link the courts, clerks, and other components of the judicial system into a single information network, was delayed because of the state budget concerns. However, the Office began background work on the organizational and technical issues to plan for Project Benchmark, which will be revived in 1993.

The Office coordinated efforts to form the Juvenile Data Network, the first step in Project Benchmark, which will develop an information network involving the juvenile courts, and promote the electronic exchange of information among various state and local agencies in the juvenile justice system. Along with the National Center for Juvenile Justice and the Ohio Association of Juvenile and Family Court Judges, the Office participated in the preparation of a report identifying the data elements to be collected on juvenile cases.

The Office also provided technical consulting to trial courts, hosted a users meeting for courts using Ohio Supreme Court Computer-Assisted Record Keeping (OSCAR), evaluated the Court's case tracking system, and made numerous enhancements in the Court's computer system.

PUBLIC INFORMATION OFFICE

Harry Franken, Communications Director

The Public Information Office provided a continuing program of public information and education, including weekly announcements of Court decisions, publication of summaries of 463 opinions and other actions of the Supreme Court, up from 186 in 1991; 88 news releases, up from 67 in 1991; and memoranda to the news media on issues to be argued before the Supreme Court.

The Public Information Office responded to more than 1,434 requests from the public for assistance or information. The Office continued an education program with The Ohio State University School of Journalism.

FISCAL OFFICE

M. K. Rinehart, Fiscal Officer

The Fiscal Office provided administrative and support services for the Supreme Court and appellate and trial courts. Functions of the Office include preparation and maintenance of payrolls, administration of fringe benefits, and planning and preparation of the biennial budgets for the Judiciary and Supreme Court.

The Fiscal Office processes eight payrolls each month. Approximately 19,700 payroll warrants and electronic fund transfer statements were distributed, as well as 6,535 warrants and electronic fund statements for expense reimbursement and payment to vendors and retired assigned judges. The Office also processed payments, monitored the accounts for 12 grants and submitted financial reports as required.

MASTER COMMISSIONERS

James R. Jump, Counsel to the Court

The Master Commissioners continued to provide research support for the Supreme Court, primarily in death penalty cases, appeals from the Public Utilities Commission of Ohio and the Board of Tax Appeals, disciplinary cases, original actions filed in the Court, and direct appeals originating in the courts of appeals.

COURT OF CLAIMS

Miles Durfey, Clerk

The Court of Claims has statewide, original jurisdiction over all civil actions filed against the State of Ohio. The Court sits in Franklin County.

Civil actions in the Court of Claims are determined in one of two ways. Actions against the state of \$2,500 or less are determined administratively by the Clerk or Deputy Clerk. Civil actions in excess of \$2,500 are heard and determined by a single judge.

The Court of Claims may review a civil action determined administratively and enter judgment, and may hear and determine an appeal taken from an order of a panel of commissioners. In either event, the Court's judgment can not be the subject of further appeal.

Civil Case Management

In 1992, 532 cases were decided by the judges of the Court of Claims. The number of pending cases at the end of the year was 488. The number of filings of civil administrative determinations decreased from 830 to 669. There were 714 dispositions of these cases, and by the end of 1992, the number of civil administrative determinations pending was 301.

Victims of Crime Compensation Case Management

A record 7,941 victims of crime compensation cases were filed in 1992, up 15 percent from 1991 and three and one-half times the number filed in 1987. A record 6,277 victims of crime cases were disposed of, up 23 percent over the previous record year of 1991. At the end of 1992, 6,472 cases were pending. In addition, the number of cases pending before the panel commissioners and the Court was 298 and 25, respectively.

ADM71.1-32

CASES FILED

<u>JURISDICTIONAL MOTIONS</u>	<u>1992</u>	<u>1991</u>
Motions to Certify	1,342	1,338
Motions for Leave	723	646
 <u>MERIT DOCKET</u>		
Original Actions	279	303
Direct Appeals	124	124
Certified Conflicts	22	32
Appeals from Board of Tax Appeals	44	23
Appeals from Public Utilities Commission	11	11
Appeals from Power Siting Board	0	1
Death Penalty Cases	6	9
Certified Questions of State Law	5	3
 <u>PRACTICE OF LAW CASES</u>		
Disciplinary Cases*	77	72
Admissions Cases*	12	14
Other Practice of Law Cases*	<u>1</u>	<u>0</u>
 <u>TOTAL</u>	 <u>2,646</u>	 <u>2,576</u>

* See Appendix E for a breakdown of cases relating to the practice of law that were filed in 1992.

FINAL DISPOSITIONS*

<u>JURISDICTIONAL MOTIONS (Denied or Dismissed)</u>	<u>1992</u>	<u>1991</u>
Motions to Certify	1,233	1,173
Motions for Leave	<u>626</u>	<u>606</u>
<u>TOTAL</u>	<u>1,859</u>	<u>1,779</u>
 <u>MERIT DOCKET</u>		
Original Actions	282	310
Direct Appeals	156	148
Certified Conflicts	39	30
Appeals from Board of Tax Appeals	31	37
Appeals from Public Utilities Commission	19	2
Appeals from Power Siting Board	0	1
Death Penalty Cases	14	14
Merit Cases Pursuant to Allowance**	175	177
Certified Questions of State Law	<u>4</u>	<u>3</u>
<u>TOTAL</u>	<u>720</u>	<u>722</u>

* See Appendix F for final dispositions of cases relating to the practice of law.

** This category includes all discretionary appeals that were instituted as motions to certify the record or motions for leave to appeal, allowed by the Court, and heard and disposed of on the merits.

DISCRETIONARY CASES ALLOWED

	<u>1992</u>	<u>1991</u>
<u>MOTIONS TO CERTIFY</u>	134	134
<u>MOTIONS FOR LEAVE</u>	<u>15</u>	<u>29</u>
<u>TOTAL</u>	<u>149</u>	<u>163</u>

CASES PENDING

<u>CASE TYPE</u>	<u>PENDING AS OF 1/1/93</u>	<u>PENDING AS OF 1/1/92</u>
Motions to Certify & Motions for Leave*	665**	614
Original Actions	67	67
Direct Appeals	88	120
Certified Conflicts	20	36
Appeals from Board of Tax Appeals	39	26
Appeals from Public Utilities Commission	8	16
Death Penalty Cases	13	21
Certified Questions of State Law	<u>5</u>	<u>0</u>
<u>TOTAL</u>	<u>905</u>	<u>900</u>

* This category includes jurisdictional motions that were awaiting Court review on the first of the year. It also includes discretionary appeals that had been allowed in by the Court and were pending on the merits on the first of the year.

** One hundred twenty-two of these cases had been allowed in by the Court and were pending on the merits as of January 1, 1993. The remainder were pending as jurisdictional motions.

CASES RELATING TO THE PRACTICE OF LAW

CASES FILED

<u>DISCIPLINARY CASES</u>	<u>1992</u>	<u>1991</u>
Regular disciplinary cases	45	42
Automatic suspensions for felony convictions	13	8
Resignations	13	14
Reciprocal discipline cases	2	2
Disciplinary cases involving judges	1	0
Miscellaneous disciplinary matters	<u>3</u>	<u>6</u>
<u>TOTAL</u>	<u>77</u>	<u>72</u>
<u>ADMISSIONS CASES</u>		
Character and fitness cases	3	7
Miscellaneous admissions matters	<u>9</u>	<u>7</u>
<u>TOTAL</u>	<u>12</u>	<u>14</u>
<u>OTHER PRACTICE OF LAW CASES*</u>		
Cases relating to the unauthorized practice of law	1	0

* "Other practice of law cases" includes cases that were filed pursuant to the Supreme Court's exclusive constitutional authority over matters relating to the practice of law and that are not considered either disciplinary cases or admissions cases.

CASES RELATING TO THE PRACTICE OF LAW

FINAL DISPOSITIONS

<u>DISCIPLINARY CASES</u>	<u>1992</u>	<u>1991</u>
Public reprimands	11	25
Definite suspensions	14	6
Definite suspensions with probation	3	10
Indefinite suspensions	10*	14
Disbarments	1	4
Automatic suspensions for felony conviction	9	8
Automatic suspension cases withdrawn	0	1
Automatic suspension cases where Court decided to impose no discipline	2**	0
Resignations	12	15
Resignations withdrawn before Court action taken	0	1
Reciprocal discipline imposed	2	0
Reciprocal discipline cases dismissed	0	1
Disciplinary cases involving judges	0	1
Disciplinary cases dismissed by the Court	2***	0
Miscellaneous disciplinary matters	<u>4</u>	<u>5</u>
<u>TOTAL</u>	<u>70</u>	<u>91</u>

ADMISSIONS CASES

Character and fitness cases	5	4
Miscellaneous admissions matters	<u>7</u>	<u>8</u>
<u>TOTAL</u>	<u>12</u>	<u>12</u>

* In 1992, four attorneys who had been publicly reprimanded were subsequently suspended by the Court for not complying with the Court's orders of reprimand. These suspensions are not reported in this category. The number reported here relates only to indefinite suspensions imposed on the merits.

** The Court declined to impose discipline under Gov. Bar R. V, Sec. 5 (interim suspension from the practice of law for a felony conviction) against two attorneys who were given treatment in lieu of conviction pursuant to Ohio Revised Code 2951.041. However, the Court did refer these matters to the Disciplinary Counsel of the Supreme Court for further investigation.

*** One case was dismissed upon respondent's resignation from the practice of law in Ohio. The other case was dismissed after the Board of Commissioners on Grievances and Discipline had reconsidered the matter on remand and recommended to the Court that the matter be dismissed.

1992 RULE AMENDMENTS

Crim. R. 30, 32, & 59; Evid. R. 608 & 1102; Civ. R. 30, 51, 53, 54, & 86; App. R. 3, 4, 5, 9, 12, 16, 24, & 33; Juv. R. 40 & 47--Rules Advisory Committee Recommendations

Final publication: July 27, 1992

Effective date: July 1, 1992

Code of Professional Responsibility, DR 2-101--Lawyer Advertising

Final publication: July 6, 1992

Effective date: January 1, 1993

C.P. Sup. R. 81 - Mediator Qualifications

Final publication: September 7, 1992

Effective date: September 7, 1992

Traffic Rule 3 and Uniform Traffic Ticket--Multiple Counts

Final publication: April 20, 1992

Effective date: June 1, 1992

Gov. Bar R. I, V, VI, X, and XX--Revised Attorney Discipline Rules and Reimbursement to Certified Grievance Committees

Final publication: July 27, 1992

Effective date: July 1, 1992

Gov. Bar R. XIV and DR 2-105--Lawyer Specialization

Final publication: November 30, 1992

Effective date: January 1, 1993

Canon 3, Code of Judicial Conduct--Supreme Court Justice Disqualification

Final publication: April 6, 1992

Effective date: February 25, 1992

Gov. Bar R. VII--Unauthorized Practice of Law

Final publication: November 2, 1992

Effective date: January 1, 1993

C.A Sup. R. 3 and 99; C.P. Sup. R. 76 and 99--Judicial By-Pass of Parental Notification in Abortion Cases

Final publication: November 2, 1992

Effective date: November 1, 1992

Gov. Bar R. XV and XX--Supreme Court Commission on Professionalism

Final publication: August 31, 1992

Effective date: September 1, 1992

M.C. Sup. R. 1, 13, and 99--Corrective Amendments

Final publication: July 6, 1992

Effective date: July 6, 1992

C.P. Sup. R. 15--Arbitration; Juvenile and Domestic Relations Cases

Final publication: November 30, 1992

Effective date: November 30, 1992

Gov. Bar R. XII--Rules Advisory Committee Membership
Final publication: November 2, 1992
Effective date: January 1, 1993

Gov. Jud. R. VI--Private Judging
Final publication: November 2, 1992
Effective date: November 2, 1992

Gov. Bar R. I, III, IV, and VIII; Gov. Jud. R. I, II, III, and IV--Gender Neutral Revisions
Final publication: November 30, 1992
Effective date: January 1, 1993

ADM414

**SUPREME COURT OF OHIO
BOARDS, COMMISSIONS, AND COMMITTEES
1992**

BOARD OF BAR EXAMINERS

James F. DeLeone, Chairman	Larry H. James (resigned)
David W. Alexander	Nils P. Johnson
Amy G. Applegate	John L. Krutzman
Armond D. Arnson	Patricia G. Lyden
Frederick Byers	Carole A. Mitchell
Phillip J. Campanella	Michael A. Moses
Russell E. Carnahan	Keith McNamara
W. Stuart Dornette	Drew T. Parobek
Theodore G. Gudorf (resigned)	Dianne Goss Paynter
John A. Harris, III	Frank A. Ray
Steven J. Hatcher	Kathleen McNamus Trafford
Richard M. Humphreys	Alan C. Travis (resigned)
Leslie W. Jacobs	Jeffrey D. Van Neil

RULES ADVISORY COMMITTEE

Kathleen B. Burke, Chair	John J. Cafaro
Judge Donald R. Ford, Vice Chairman	Karen Darby
Judge Phil W. Campbell	Charles G. Hallinan
Judge Mike Fain	Arthur J. Marinelli
Judge Rex D. Fortney	James Meeks
Judge Patricia Gaughan	Michael R. Merz
Judge George J. Gounaris	Richard Walinski
Judge Michael A. Rumer	Paul Giannelli, Counsel
	Michael E. Solimine, Counsel

**BOARD OF COMMISSIONERS ON GRIEVANCES AND DISCIPLINE
OF THE SUPREME COURT OF OHIO**

Frederick L. Oremus, Chairman	Sgt. George Gerkin
Judge James A. Brogan	J. Jay Hampson
Judge Ruth Ann Franks	Steven C. Hollon
Judge Deborah K. Gaines	Eric C. Johnson
Judge John R. Milligan	Nils Johnson (resigned)
Judge Leo P. Morley	Thomas G. Knoll
Judge Tommy L. Thompson	Alan S. Konop
Judge Harry W. White	John G. Mattimoe (resigned)
David R. Boyd	Susan B. Nelson
Charles E. Brown	Stanley S. Phillips
John W. Berger	Diane Stern
Richard R. Campbell	Joseph Svete
Stanley M. Chesley	Robert V. Traci
James R. Cummins	Irene C. Keyse-Walker
David S. Cupps	Robin G. Weaver

BOARD OF COMMISSIONERS ON CHARACTER AND FITNESS

Suzanne K. Richards, Chair
Judge Nancy Hammond
Judge David Tobin
David R. Dillon
Ernest A. Eynon, II
Robert N. Farquhar

Charles E. Grisi
Gerald B. Lackey
Michael B. Michelson
Richard G. Reichel
James R. Silver
Donald J. Witter

**BOARD OF COMMISSIONERS ON THE
UNAUTHORIZED PRACTICE OF LAW**

Kenneth F. Seibel, Chairman
John James Carney
Paul M. Greenberger
Jeffrey L. Maloon

Dennis E. Murray, Sr.
D. John Travis
John W. Waddy, Jr.

TRAFFIC RULES REVIEW COMMISSION

Kirwan M. Elmers, Chairman
Judge Gregory L. Frost
Judge Frederick Hany, II
Judge Richard M. Rogers
Judge Beth A. Smith
Judge Kenneth R. Spanagel
Julie A. Davenport

William K. Dawson
George R. Manser
Peter C. Ohlheiser
Dennis E. Murray, Jr.
Susan E. McNally (resigned)
Colonel Thomas W. Rice

BOARD OF COMMISSIONERS OF THE CLIENTS' SECURITY FUND

Thomas Heydinger, Chairman
Donna A. James, Vice-Chair
David S. Bloomfield
Michael Colvin

David Kamp
Fred Morr
Gordon L. Rose

**COMMITTEE ON THE APPOINTMENT OF COUNSEL
FOR INDIGENT DEFENDANTS IN CAPITAL CASES**

Judge Everett Burton, Chairman
Joann Bour-Stokes
William F. Kluge

Max Kravitz
John S. Pyle
David C. Stebbins (resigned)

COMMISSION ON CONTINUING LEGAL EDUCATION

Stanley A. Freedman, Chairman
Michael G. Kadens, Vice Chair
James B. Albers
John Mackenzie Anderson
Steven D. Bell
Richard Alan Chesley
Kent Darr
David P. Freed
Marlin J. Harper

Jeffrey J. Helmick
Thomas S. Hodson
Ann Munro Kennedy
Elbert J. Kram
John Read
Gary A. Rosenhoffer
Robert F. Sprague
Harry Wright, III
R. Douglas Wrightsel
Judge Mark K. Wiest

COMMISSION ON PROFESSIONALISM

Honorable Mary Cacioppo
Honorable Judith A. Cross
Honorable Everett Krueger
Honorable Richard J. McMonagle
Honorable William J. Skow
Jonathan D. Adams
Michael Marshall Briley

Philip V. Carter
Dean Thomas D. Crandall
Robert V. K. Housel
Richard G. Ison
Kathy Seward Northern
John S. Stith
Norton R. Webster

OHIO JUDICIAL COLLEGE BOARD OF TRUSTEES

Judge George M. Glasser, Chairman
Judge Jerry L. Hayes
Judge Robert B. Hines
Judge James Kimbler
Judge Robert S. Kraft

Judge Thomas J. Jenkins
Judge John J. Leskovyansky
Judge Patricia Warren Maiorino
Judge Deborah Pryce (resigned)
Judge Kenneth A. Rohrs

**SUPREME COURT ADVISORY COMMITTEE ON
COURT TECHNOLOGY**

Judge Thomas A. Swift, Chairman
Judge Robert M. Brown
Judge S. Farrell Jackson
Judge Ann B. Maschari
Judge William R. McMahon
Judge John R. Milligan
Judge Alba L. Whiteside
Robert B. Belz
Edna Davis

Andrew E. Diwik
Guy A. Ferguson
J. David Foell
Duane E. Hays
Thomas G. Hermann
Dennis R. Kimball
William H. Sterritt
William S. Wyler

**THE SUPREME COURT OF OHIO/OHIO STATE BAR ASSOCIATION
BENCH-BAR COMMITTEE**

Sandra J. Anderson, Co-Chairman
Judge John J. Donnelly, Jr., Co-Chairman
Judge Julie A. Edwards
Judge Jeffery R. Ingraham
Judge Reginald J. Routson
Judge Evelyn J. Stratton
Judge William H. Wolff, Jr.

David C. Comstock
James R. Jeffery
Doloris F. Learmonth
Rosemary G. Rubin
Thomas L. Sartini

SUPREME COURT COMMITTEE ON DISPUTE RESOLUTION

David A. Ward, Chairman
Judge John W. Gallagher
Judge Robert S. Kraft
Judge John M. Meagher
Judge Deborah D. Pryce (resigned)
Judge Ronald L. Solove
Judge William C. Todia
Judge Howard S. Zwelling
William L. Clark
Joseph F. Cook (resigned)
Joseph M. Coyle
William L. Danko
Kathleen Graham
Dean Isaac C. Hunt, Jr.
Professor James M. Klein

Walter W. Kocher
Bea V. Larsen
John D. Liber
Risa C. McCray
Ronald D. Miller
Joseph M. Millious
James S. Oliphant
Harold D. Paddock
Herbert Palkovitz
Dianne Goss Paynter
Robert W. Rack, Jr.
Ronald A. Rispo (resigned)
Nancy H. Rogers
Garry L. Wharton
Thomas V. Williams

SUPREME COURT TASK FORCE ON THE UNAUTHORIZED PRACTICE OF LAW

Joseph Cook, Sr., Chairman
Judge David Fais
Judge Mary F. Spicer
Albert Bell
J. Warren Bettis
John Biancamano
Robert A. Bunda

Rudolph D'Amico
Eugene A. Lucci
Kenneth Seibel
John S. Stith
Mary Jane Trapp
John Waddy, Jr.

SUPREME COURT RULES OF PRACTICE

Justice Alice Robie Resnick, Chair
Thomas J. Brown
Cormac C. DeLaney
Richard C. Farrin
Professor Howard P. Fink
Stephen C. Fitch
Professor Bruce C. French

Stewart R. Jaffy
William W. Lampkin
Dennis M. McCarthy
Kathleen McGarry
Alan C. Travis
Mark A. VanderLaan

OHIO CIVIL LEGAL NEEDS IMPLEMENTATION COMMITTEE

Denis J. Murphy, Chairman
Francis X. Beytagh
Philip A. Brown
Senator William F. Bowen
Francis J. Conte
Angela Tucker Cooper
Judge Michael J. Corrigan
Naomi C. Dallob
Randall M. Dana
Gregory S. French
Senator Charles E. Henry
John Hodges
C. Lyonel Jones
Richard M. Kerger
James Kura
Representative Joan W. Lawrence

Virginia Lohmann
Kent Markus
Jonathan Marshall
Arvin S. Miller, III
Roberta Mitchell
Judge Carla D. Moore
Frederick L. Oremus
Rosemary G. Rubin
Joseph R. Tafelski
Representative Terry M. Tranter
Kurtis A. Tunnell
Mark A. Vander Laan
Thomas W. Weeks
Honorable William H. Wolff, Jr.
Honorable Steve A. Yarbrough
Mary P. Zitter

STATE CRIMINAL SENTENCING COMMISSION
(Supreme Court Appointees)

Chief Justice Thomas J. Moyer, Chairman and *ex officio* member
Judge Burt W. Griffin
Judge Judith A. Lanzinger
Judge Alice O. McCollum
Judge John Patton
Judge Gale E. Williamson

**TASK FORCE TO STUDY COURT COSTS
AND INDIGENT DEFENSE**
(Supreme Court Appointees)

Justice Craig Wright, Chairman
Judge Michael L. Close
Judge Melba D. Marsh
Judge William H. Harsha
Judge James A. Ray

**COMMISSION ON DISPUTE RESOLUTION AND
CONFLICT MANAGEMENT**
(Supreme Court Appointees)

Samuel H. Porter, Chairman
Judge John W. McCormac
Nancy H. Rogers
William K. Weisenberg

OHIO PUBLIC DEFENDER COMMISSION
(Supreme Court Appointees)

John Czarnecki
H. Ritchey Hollenbaugh
James M. Looker
Daniel L. Mann, Jr. (resigned)

COURT PERSONNEL EDUCATION AND TRAINING COMMITTEE

John Birmingham
Kenneth Dale
Sherry L. Eckman
Timothy Hamman
Jane Held
Thomas R. Lipps
Jean Lofland
Dorcas Miller
Betty Montague
Vincent Polito
Louis R. Rennillo
Mary Ann Rondeau
Tony Tedeschi
Nancy Welchans
John Yerman

TRIAL COURT PERFORMANCE STANDARDS PROJECT

Judge Robert J. Brown
Judge Fred W. Crow
Judge Mark K. Wiest
Wally Billing
Walter A. Calame, Jr.
Judith M. Cramer
Lynn Frieg
Dale Kasperek
Mary Ann Rondeau
Bill Schoenfeld
Mark Schweikert
Teresa M. Tyson-Drummer
Gary Wolfe

-LEGAL RIGHTS SERVICE COMMISSION
(Supreme Court Appointee)

Judge Terrence O'Donnell, Chairman

JURY MANAGEMENT PROJECT

Judge Reginald J. Routson
Judge Jon R. Spahr
Jean Atkin

Bill Danko
Mary Ann Rondeau
Tom Shields

GENDER FAIRNESS STEERING COMMITTEE

Justice Alice Robie Resnick
Co-Chair
Carol J. Suter, Co-Chair
Judge Mary Cacioppo
Judge Ann Dyke
Judge Melissa Byers Emmerling
Judge Sheila G. Farmer
Judge Janet E. Jackson
Judge Linda Rocker
Judge Kenneth A. Rohrs
Judge Ann Marie Tracey
Judge Margaret K. Weaver
Judge Lesley Brooks Wells
Sandra Anderson
Gregory L. Arnold
Jean E. Atkin
James A. Barnes
Mary Sue Barone

Anthony J. Celebrezze, Jr.
Kate Hagan
Keith A. Kochheiser
Professor Joan M. Krauskopf
Christine Legow
Carol Seubert Marx
Beverly J. McBride
Frances E. McGee
Barbara Morgenstern
Pat E. Morgenstern-Clarren
Beth W. Schaeffer
Nancy A. Schilling
Kandace Pearson Schrimsher
Ric S. Sheffield
Beth Short
Laurie F. Starr
Diana Winterhalter

GENDER FAIRNESS TASK FORCE

Justice Alice Robie Resnick,
Co-Chair
Carol J. Suter, Co-Chair
Senator Betty Montgomery
Judge Patricia A. Blackmon
Judge Francine M. Bruening
Judge Peggy L. Bryant
Judge Mary Cacioppo
Judge Michael S. Conese
Judge Ann R. Cunningham
Judge Denise Ann Dartt
Judge Ann Dyke
Judge Melissa Byers Emmerling
Judge Sheila G. Farmer
Judge Carolyn B. Friedland
Judge June Rose Galvin
Judge Barbara P. Gorman
Judge Nancy Drake Hammond
Judge Sylvia Sieve Hendon
Judge Janet E. Jackson
Judge Katherine S. Lias
Judge Teresa Lea Liston
Judge Frederick H. McDonald
Judge Judith A. Nicely
Judge Linda Rocker
Judge Kenneth A. Rohrs
Judge Betty Willis Ruben
Judge Shirley S. Saffold
Judge Irene Balogh Smart
Judge Ann Marie Tracey
Judge Mary Grace Trimboli
Judge Margaret K. Weaver
Judge Leslie Brooks Wells
Deborah Alspach
Professor Linda L. Ammons
Barbara Andelman
Sandra Anderson
Gregory L. Arnold
Jean E. Atkin
Jayma Bagliore
James A. Barnes
Mary Sue Barone
Jinx Statler Beachler
Janice M. Bernard
Katherine L. Billingham
Professor Susan Brenner
Marjorie Crowder Briggs
Colleen H. Briscoe
Dr. Juliana H. J. Brooks
Phyllis L. Carlson-Riehm
Anthony J. Celebrezze, Jr.
Shirley J. Christian
Vicky M. Christiansen
Bonnie Conrad
Professor Marian Crane
Karen Crist
Michaelle T. Crowley
E. Marianne Gabel
Georgia J. Gauthier
Elizabeth Glick
Catherine D. Goldman
Catherine Stich Gough
Christine Boghosian Hill
Barbara J. Howard
Roger L. Hurley
Lynn Balshone Jacobs
Jennifer Jones Joseph
Irene C. Keyse-Walker
Kathleen C. King
Jane Koprucki
Professor Joan M. Krauskopf
Nancy A. Lawson
Walter M. Lawson
Joan C. Lee
Christine Legow
Ellen B. Leidner
Judith A. Lemke
Beverly J. McBride
Frances E. McGee
Mark J. Mahoney
Edward G. Marks
Carol Seubert Marx
Shirley L. Mays
Carol Meyer
Barbara Jean Michael
Candada J. Moore
Barbara Morgenstern
Pat E. Morgenstern-Clarren
Anne C. Morgan
Judith D. Moss
Jori Bloom Naegle
Karen B. Newborn
Jacqueline M. Orlando
Randi Marie Ostry
John A. Pfefferle
Mary Lynn Readey
Beverly M. Rose
Rosemary G. Rubin
Beth W. Schaeffer
Kandace Pearson Schrimsher
Nancy A. Schilling
Marla L. Scully
Ric S. Sheffield
Beth Short
Michael R. Smalz
JoAnne V. Sommers
Patricia L. Spencer
Elizabeth M. Stanton
Laurie F. Starr
Suzanne M. Stasiewicz
Carol Stebbins
Jill Stone
Kathleen W. Striggow
Holly Taft Sydlow

GENDER FAIRNESS TASK FORCE - CONTINUED

Catherine A. Cunningham
Coleen Hall Dailey
Jane C. Dell
Patti Denney
Nicolette Dioguardi
Brenda N. Dunlap
Beverly Dunworth
Joyce D. Edelman
Elizabeth Turrell Farrar
Sherri L. Feuer

Diana M. Thimming
D'Anne Durkee Uhle
Barbara G. Watts
Patricia Walker
Gail W. Webb
Barbara R. Wiethe
Diana Winterhalter
Barbara Friedman Yaksic
Carol Zimmer

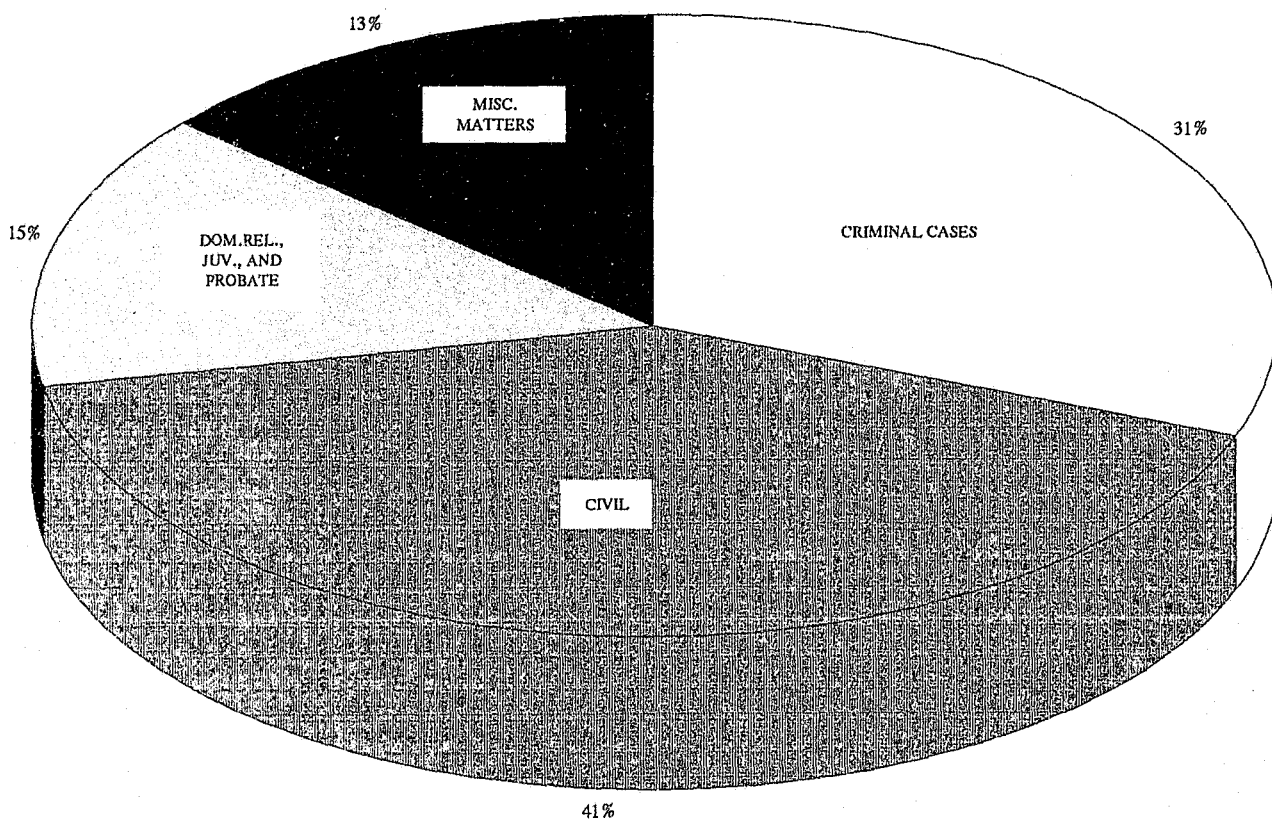
SECTION C

COURTS OF APPEALS

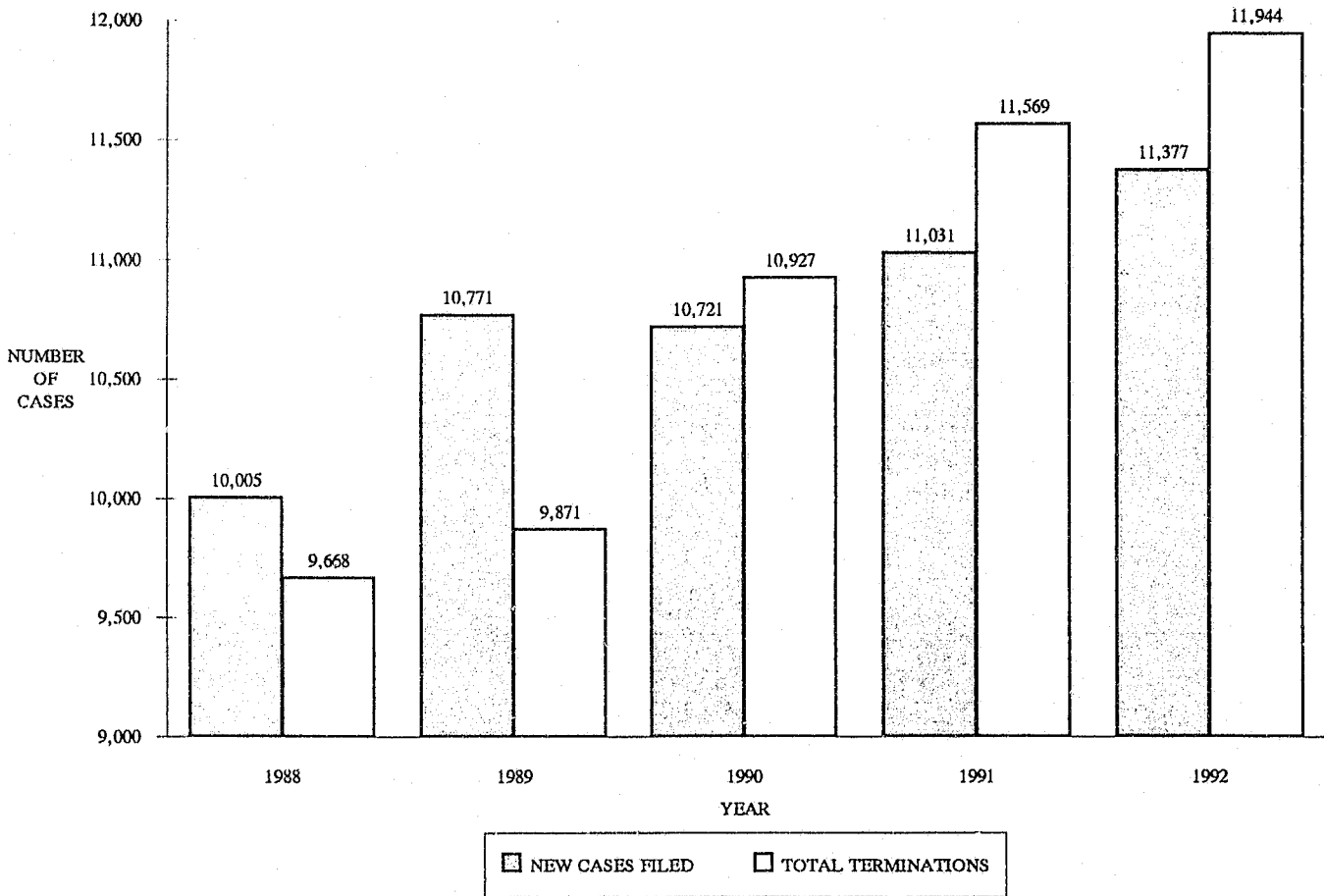
**COURTS OF APPEALS
OVERALL CASELOADS
1992**

	NUMBER OF JUDGES	CASES PENDING JANUARY 1	NEW CASES FILED	TRANSFERRED IN OR REACTIVATED	TOTAL CASES	-----TERMINATED BY-----			TOTAL TERMIN- ATIONS	CASES PENDING DECEMBER 31
						DECISION OR OPINION	DIS- MISSAL	BANK- RUPTCY STAY		
FIRST DISTRICT	6	635	985	41	1,661	567	418	0	985	676
SECOND DISTRICT	5	745	990	3	1,738	662	272	1	935	803
THIRD DISTRICT	4	374	623	6	1,003	471	301	3	775	228
FOURTH DISTRICT	4	396	530	0	926	377	156	1	534	392
FIFTH DISTRICT	5	550	1,015	24	1,589	685	377	4	1,066	523
SIXTH DISTRICT	5	544	827	4	1,375	514	366	4	884	491
SEVENTH DISTRICT	3	403	449	8	860	229	186	3	418	442
EIGHTH DISTRICT	12	1,901	1,853	120	3,874	1,476	775	1	2,252	1,622
NINTH DISTRICT	5	605	1,049	0	1,654	671	361	0	1,032	622
TENTH DISTRICT	8	731	1,795	8	2,534	1,207	583	0	1,790	744
ELEVENTH DISTRICT	4	439	653	16	1,108	482	161	0	643	465
TWELFTH DISTRICT	4	343	608	15	966	440	190	0	630	336
<hr/>										
STATEWIDE	65	7,666	11,377	245	19,288	7,781	4,146	17	11,944	7,344

COURTS OF APPEALS
NEW CASES FILED COMPARISON
1992



**COURTS OF APPEALS
STATEWIDE NEW CASES FILED AND TOTAL TERMINATIONS COMPARISON
1988-1992**



**COURTS OF APPEALS
CRIMINAL APPEALS
1992**

	NUMBER OF JUDGES	CASES PENDING JANUARY 1	NEW CASES FILED	TRANSFERRED IN OR REACTIVATED	TOTAL CASES	-----TERMINATED BY-----			TOTAL TERMIN- ATIONS	CASES PENDING DECEMBER 31
						DECISION OR OPINION	DIS- MISSAL	BANK- RUPTCY STAY		
FIRST DISTRICT	6	251	468	21	740	289	183	0	472	268
SECOND DISTRICT	5	293	372	2	667	258	74	0	332	335
THIRD DISTRICT	4	167	229	5	401	203	113	0	316	85
FOURTH DISTRICT	4	171	186	0	357	148	48	0	196	161
FIFTH DISTRICT	5	205	324	13	542	258	104	0	362	180
SIXTH DISTRICT	5	188	278	2	468	170	105	0	275	193
SEVENTH DISTRICT	3	141	136	4	281	49	57	0	106	175
EIGHTH DISTRICT	12	775	515	55	1,345	526	191	0	717	628
NINTH DISTRICT	5	255	359	0	614	302	98	0	400	214
TENTH DISTRICT	8	135	282	3	420	230	68	0	298	122
ELEVENTH DISTRICT	4	160	160	4	324	165	32	0	197	127
TWELFTH DISTRICT	4	125	226	9	360	174	65	0	239	121
<hr/>										
STATEWIDE	65	2,866	3,535	118	6,519	2,772	1,138	0	3,910	2,609

**COURTS OF APPEALS
CIVIL APPEALS
1992**

	NUMBER OF JUDGES	CASES PENDING JANUARY 1	NEW CASES FILED	TRANSFERRED IN OR REACTIVATED	TOTAL CASES	-----TERMINATED BY-----			TOTAL TERMIN- ATIONS	CASES PENDING DECEMBER 31
						DECISION OR OPINION	DIS- MISSAL	BANK- RUPTCY STAY		
FIRST DISTRICT	6	286	355	13	654	211	136	0	347	307
SECOND DISTRICT	5	312	390	1	703	279	110	1	390	313
THIRD DISTRICT	4	122	225	0	347	176	83	3	262	85
FOURTH DISTRICT	4	125	188	0	313	136	46	1	183	130
FIFTH DISTRICT	5	207	367	5	579	255	130	4	389	190
SIXTH DISTRICT	5	262	347	2	611	243	153	4	400	211
SEVENTH DISTRICT	3	164	201	2	367	115	65	3	183	184
EIGHTH DISTRICT	12	916	941	43	1,900	611	495	1	1,107	793
NINTH DISTRICT	5	259	510	0	769	289	175	0	464	305
TENTH DISTRICT	8	262	640	5	907	421	272	0	693	214
ELEVENTH DISTRICT	4	172	297	10	479	199	69	0	268	211
TWELFTH DISTRICT	4	121	199	4	324	155	63	0	218	106
<hr/>										
STATEWIDE	65	3,208	4,660	85	7,953	3,090	1,797	17	4,904	3,049

**COURTS OF APPEALS
DOMESTIC RELATIONS, JUVENILE AND PROBATE APPEALS
1992**

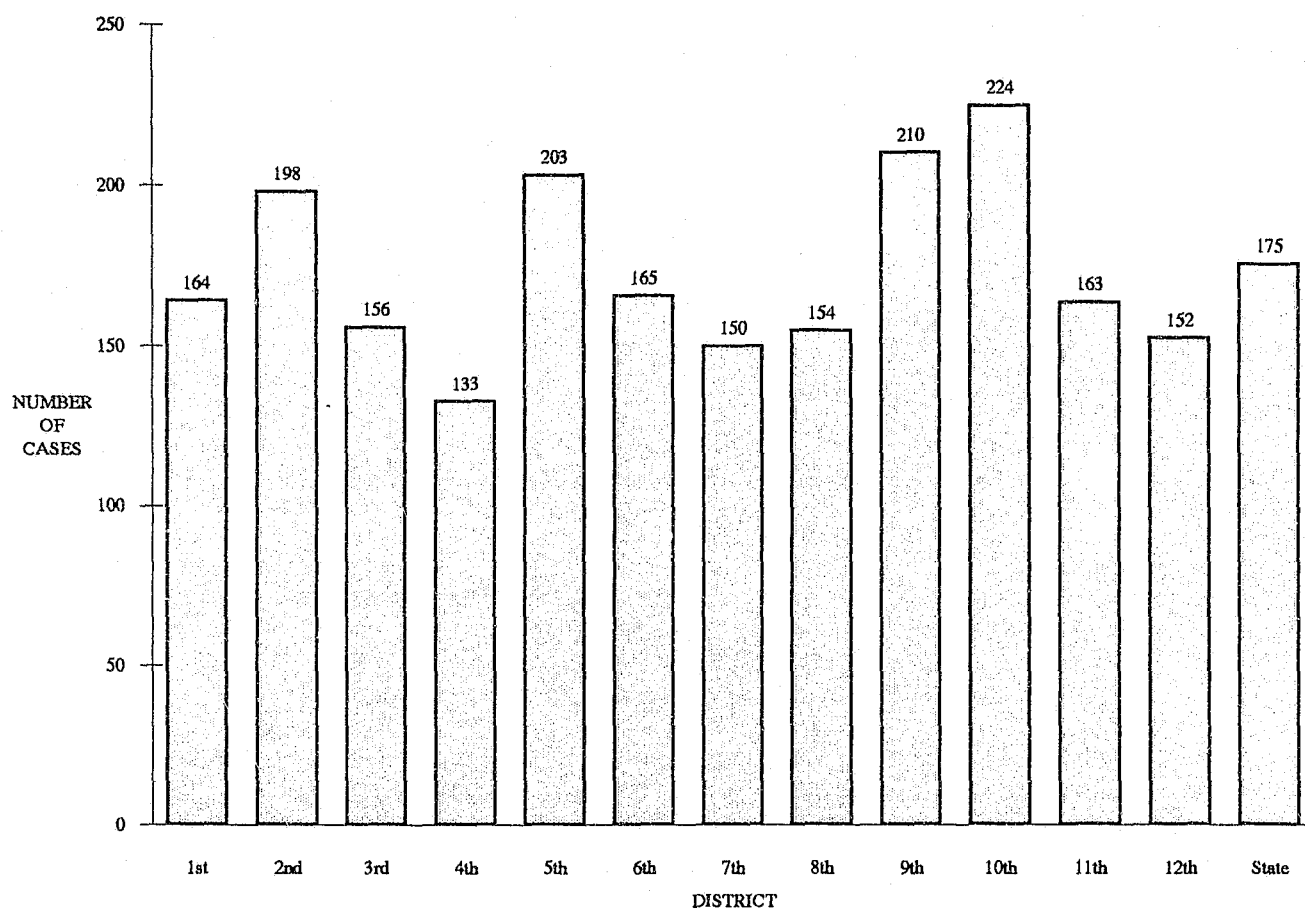
	NUMBER OF JUDGES	CASES PENDING JANUARY 1	NEW CASES FILED	TRANSFERRED IN OR REACTIVATED	TOTAL CASES	-----TERMINATED BY-----			TOTAL TERMIN- ATIONS	CASES PENDING DECEMBER 31
						DECISION OR OPINION	DIS- MISSAL	BANK- RUPTCY STAY		
FIRST DISTRICT	6	69	89	4	163	52	46	0	98	64
SECOND DISTRICT	5	130	188	0	318	115	61	0	176	142
THIRD DISTRICT	4	64	118	1	183	77	57	0	134	49
FOURTH DISTRICT	4	66	121	0	187	62	49	0	111	76
FIFTH DISTRICT	5	103	224	6	333	116	96	0	212	121
SIXTH DISTRICT	5	91	140	0	231	85	71	0	156	75
SEVENTH DISTRICT	3	84	93	1	178	50	56	0	106	72
EIGHTH DISTRICT	12	153	177	20	350	107	87	0	194	156
NINTH DISTRICT	5	70	119	0	189	76	36	0	112	77
TENTH DISTRICT	8	39	120	0	159	74	43	0	117	42
ELEVENTH DISTRICT	4	76	129	1	206	83	42	0	125	81
TWELFTH DISTRICT	4	78	147	1	226	97	39	0	136	90
<hr/>										
STATEWIDE	65	1,023	1,665	34	2,722	994	683	0	1,677	1,045

**COURTS OF APPEALS
MISCELLANEOUS MATTERS
1992**

	NUMBER OF JUDGES	CASES PENDING JANUARY 1	NEW CASES FILED	TRANSFERRED IN OR REACTIVATED	TOTAL CASES	-----TERMINATED BY-----			TOTAL TERMIN- ATIONS	PENDING DECEMBER 31
						DECISION OR OPINION	DIS- MISSAL	BANK- RUPTCY STAY		
FIRST DISTRICT	6	29	73	3	105	15	53	0	68	37
SECOND DISTRICT	5	10	40	0	50	10	27	0	37	13
THIRD DISTRICT	4	21	51	0	72	15	48	0	63	9
FOURTH DISTRICT	4	34	35	0	69	31	13	0	44	25
FIFTH DISTRICT	5	35	100	0	135	56	47	0	103	32
SIXTH DISTRICT	5	3	62	0	65	16	37	0	53	12
SEVENTH DISTRICT	3	14	19	1	34	15	8	0	23	11
EIGHTH DISTRICT	12	57	220	2	279	232	2	0	234	45
NINTH DISTRICT	5	21	61	0	82	4	52	0	56	26
TENTH DISTRICT	8	295	753	0	1,048	482	200	0	682	366
ELEVENTH DISTRICT	4	31	67	1	99	35	18	0	53	46
TWELFTH DISTRICT	4	19	36	1	56	14	23	0	37	19
<hr/>										
STATEWIDE	65	569	1,517	8	2,094	925	528	0	1,453	641

Miscellaneous matters include habeas corpus, original actions, administrative appeals, and appeals from the court of claims

**COURTS OF APPEALS
AVERAGE NEW CASES FILED PER JUDGE
1992**



SECTION D

COURT OF CLAIMS

**COURT OF CLAIMS
OVERALL CASELOAD
1992**

	<u>Judicial</u>	<u>Administrative</u>	<u>Total</u>
Cases Pending January 1, 1992	503	346	849
Cases Filed During 1992	517	669	1,186
Cases Transferred in 1992	0	0	0
Total Terminations	532	714	1,246
Cases Pending December 31, 1992	488	301	789

VICTIMS OF CRIME CLAIMS

Single Commissioner

4,808	Claims Pending January 1, 1992
7,941	Claims Filed During 1992 (Includes Supplemental Filings)
6,277	Claims Terminated During 1992
6,472	Claims Pending December 31, 1992

Panel of Commissioners

159	Objections Pending January 1, 1992
501	Objections Filed During 1992
376	Objections Terminated During 1992
284	Objections Pending December 31, 1992

Judges

8	Appeals Pending January 1, 1992
56	Appeals Filed During 1992
39	Appeals Terminated During 1992
25	Appeals Pending December 31, 1992

SECTION E

COURTS OF COMMON PLEAS

General Division

**COURTS OF COMMON PLEAS - GENERAL DIVISION
COMPOSITE REPORT FORM FOR THE ENTIRE STATE
1992**

	PROFES- SIONAL TORT	PRODUCT LIABILITY	OTHER TORTS	WORKERS' COMPEN- SATION	FORE- CLOSURES	ADMINIS- TRATIVE APPEALS	COMPLEX LITI- GATION	OTHER CIVIL	CRIMINAL	TOTAL
CASES PENDING BEGINNING OF YEAR	2,585	1,091	24,761	2,530	8,376	1,221	333	24,810	13,891	79,598
NEW CASES FILED	2,329	872	26,714	4,193	19,465	1,794	X	40,453	59,070	154,890
TRANSFERRED IN OR REACTIVATED CASES	344	114	2,113	254	1,350	157	265	2,636	6,291	13,524
TOTAL CASES	5,258	2,077	53,588	6,977	29,191	3,172	598	67,899	79,252	248,012
CASES TERMINATED BY:										
JURY TRIAL	161	35	917	102	21	10	10	405	1,853	3,514
COURT TRIAL	108	48	1,115	148	4,942	253	28	3,520	1,165	11,327
SETTLED OR DISMISSED PRIOR TO TRIAL	578	237	7,785	1,001	1,873	287	52	6,681	1,568	20,062
DISMISSAL	883	353	10,497	1,203	4,329	535	45	10,784	4,331	32,960
DISMISSAL FOR LACK OF SPEEDY TRIAL (CRIMINAL) OR WANT OF PROSECUTION (CIVIL)	267	62	1,740	192	457	93	19	2,135	87	5,052
DEFAULT	40	13	1,735	222	7,235	75	0	11,872	X	21,192
DIVERSION OR ARBITRATION	51	35	1,976	8	66	4	0	925	479	3,544
GUILTY/NO CONTEST TO ORIGINAL CHARGE	X	X	X	X	X	X	X	X	21,615	21,615
GUILTY/NO CONTEST TO REDUCED CHARGE	X	X	X	X	X	X	X	X	25,420	25,420
UNAVAILABILITY OF ACCUSED	X	X	X	X	X	X	X	X	4,705	4,705
TRANSFERRED OUT	281	148	2,011	205	277	112	22	2,211	2,043	7,310
REFERRED TO PRIVATE JUDGE	0	0	3	2	0	0	0	15	X	20
BANKRUPTCY STAY OR INTERLOCUTORY APPEAL	18	15	402	14	1,078	25	7	1,388	82	3,029
ALL OTHER TERMINATIONS	138	131	1,043	153	2,034	474	26	4,165	1,523	9,687
TOTAL TERMINATIONS	2,525	1,077	29,224	3,250	22,312	1,868	209	44,101	64,871	169,437
CASES PENDING END OF YEAR	2,733	1,000	24,364	3,727	6,879	1,304	389	23,798	14,381	78,575
TIME GUIDELINE (MONTHS)	24	24	24	12	12	6	36	12	6	X
CASES PENDING END OF YEAR BEYOND TIME GUIDELINE	228	73	978	477	626	398	47	4,140	1,052	8,019

**COURTS OF COMMON PLEAS - GENERAL DIVISION
OVERALL CASELOADS
1992**

COUNTY	NUMBER OF JUDGES	--- POPULATION ---		NEW FILINGS, TRANSFERS, AND REACTIVATIONS -----			----- TERMINATIONS -----		
		TOTAL	PER JUDGE	TOTAL	PER JUDGE	PER 1000 POPULATION	TOTAL	PER JUDGE	PER 1000 POPULATION

The judges of the following counties also have Domestic Relations, Probate, and Juvenile Division jurisdiction.

ADAMS	1	25,371	25,371	284	284	11	276	276	11
HARRISON	1	16,085	16,085	163	163	10	184	184	11
HENRY	1	29,108	29,108	178	178	6	141	141	5
MORGAN	1	14,194	14,194	143	143	10	117	117	8
MORROW	1	27,749	27,749	350	350	13	358	358	13
NOBLE	1	11,336	11,336	113	113	10	122	122	11
WYANDOT	1	22,254	22,254	153	153	7	174	174	8

The judges of the following counties have General Division jurisdiction exclusively.

BUTLER	5	291,479	58,296	3,315	663	11	3,368	674	12
CLERMONT	3	150,187	50,062	1,725	575	11	1,815	605	12
CUYAHOGA	34	1,412,140	41,534	41,052	1,207	29	40,851	1,202	29
ERIE	1	76,779	76,779	1,321	1,321	17	1,257	1,257	16
FRANKLIN	16	961,437	60,090	20,144	1,259	21	20,205	1,263	21
GREENE	2	136,731	68,366	1,334	667	10	1,328	664	10
HAMILTON	14	866,228	61,873	14,203	1,015	16	14,228	1,016	16
LAKE	3	215,499	71,833	2,717	906	13	2,904	968	13
LICKING	2	128,300	64,150	1,285	643	10	1,355	678	11
LORAIN	4	271,126	67,782	4,031	1,008	15	3,868	967	14
LUCAS	9	462,361	51,373	7,902	878	17	8,177	909	18
MAHONING	5	264,806	52,961	4,310	862	16	4,637	927	18
MONTGOMERY	11	573,809	52,164	9,615	874	17	9,589	872	17
PORTAGE	2	142,585	71,293	1,451	726	10	1,548	774	11
RICHLAND	2	126,137	63,069	1,534	767	12	1,593	797	13
STARK	4	367,585	91,896	3,758	940	10	3,699	925	10
SUMMIT	8	514,990	64,374	8,705	1,088	17	8,783	1,098	17
TRUMBULL	3	227,813	75,938	2,904	968	13	2,685	895	12
WARREN	2	113,909	56,955	1,126	563	10	1,202	601	11

The judges of the following counties also have Domestic Relations Division jurisdiction.

ALLEN	2	109,755	54,878	1,273	637	12	1,241	621	11
ASHLAND	1	47,507	47,507	339	339	7	356	356	7
ASHTABULA	3	99,821	33,274	1,168	389	12	1,278	426	13
ATHENS	2	59,549	29,775	558	279	9	649	325	11
AUGLAIZE	1	44,585	44,585	460	460	10	473	473	11
BELMONT	2	71,074	35,537	820	410	12	745	373	10
BROWN	1	34,966	34,966	282	282	8	291	291	8
CARROLL	1	26,521	26,521	250	250	9	261	261	10
CHAMPAIGN	1	36,019	36,019	366	366	10	366	366	10
CLARK	3	147,548	49,183	1,654	551	11	1,665	555	11
CLINTON	1	35,415	35,415	306	306	9	255	255	7
COLUMBIANA	2	108,276	54,138	1,233	617	11	1,083	542	10
COSHOCTON	1	35,427	35,427	409	409	12	395	395	11
CRAWFORD	1	47,870	47,870	413	413	9	446	446	9
DARKE	1	53,619	53,619	512	512	10	547	547	10
DEFIANCE	1	39,350	39,350	401	401	10	435	435	11
DELAWARE	1	66,929	66,929	826	826	12	793	793	12
FAIRFIELD	2	103,461	51,731	802	401	8	845	423	8
FAYETTE	1	27,466	27,466	260	260	9	320	320	12
FULTON	1	38,498	38,498	441	441	11	437	437	11
GALLIA	1	30,954	30,954	287	287	9	268	268	9
GEAUGA	2	81,129	40,565	933	467	12	942	471	12
GUERNSEY	1	39,024	39,024	358	358	9	370	370	9

COURTS OF COMMON PLEAS - GENERAL DIVISION
OVERALL CASELOADS (continued)
1992

COUNTY	NUMBER OF JUDGES	--- POPULATION ---		NEW FILINGS, TRANSFERS, AND REACTIVATIONS			----- TERMINATIONS -----		
		TOTAL	PER JUDGE	TOTAL	PER JUDGE	PER 1000 POPULATION	TOTAL	PER JUDGE	PER 1000 POPULATION
HANCOCK	2	65,536	32,768	664	332	10	716	358	11
HARDIN	1	31,111	31,111	274	274	9	238	238	8
HIGHLAND	1	35,728	35,728	297	297	8	288	288	8
HOCKING	1	25,533	25,533	272	272	11	271	271	11
HOLMES	1	32,849	32,849	267	267	8	263	263	8
HURON	1	56,240	56,240	509	509	9	524	524	9
JACKSON	1	30,230	30,230	262	262	9	260	260	9
JEFFERSON	2	80,298	40,149	822	411	10	803	402	10
KNOX	1	47,473	47,473	757	757	16	849	849	18
LAWRENCE	2	61,834	30,917	832	416	13	858	429	14
LOGAN	1	42,310	42,310	514	514	12	491	491	12
MADISON	1	37,068	37,068	370	370	10	373	373	10
MARION	2	64,274	32,137	731	366	11	710	355	11
MEDINA	2	122,354	61,177	1,152	576	9	1,070	535	9
MEIGS	1	22,987	22,987	240	240	10	295	295	13
MERCER	1	39,443	39,443	240	240	6	278	278	7
MIAMI	2	93,182	46,591	769	385	8	755	378	8
MONROE	1	15,497	15,497	292	292	19	268	268	17
MUSKINGUM	2	82,068	41,034	878	439	11	839	420	10
OTTAWA	1	40,029	40,029	509	509	13	486	486	12
PAULDING	1	20,488	20,488	181	181	9	193	193	9
PERRY	1	31,557	31,557	324	324	10	389	389	12
PICKAWAY	1	48,255	48,255	547	547	11	562	562	12
PIKE	1	24,249	24,249	294	294	12	295	295	12
PREBLE	1	40,113	40,113	416	416	10	411	411	10
PUTNAM	1	33,819	33,819	197	197	6	202	202	6
ROSS	2	69,330	34,665	700	350	10	681	341	10
SANDUSKY	2	61,963	30,982	577	289	9	572	286	9
SCIOTO	2	80,327	40,164	906	453	11	949	475	12
SENECA	2	59,733	29,867	551	276	9	531	266	9
SHELBY	1	44,915	44,915	492	492	11	491	491	11
TUSCARAWAS	2	84,090	42,045	1,133	567	13	1,233	617	15
UNION	1	31,969	31,969	311	311	10	356	356	11
VAN WERT	1	30,464	30,464	336	336	11	349	349	11
VINTON	1	11,098	11,098	134	134	12	155	155	14
WASHINGTON	2	62,254	31,127	562	281	9	494	247	8
WAYNE	2	101,461	50,731	612	306	6	596	298	6
WILLIAMS	1	36,956	36,956	313	313	8	313	313	8
WOOD	3	113,269	37,756	1,010	337	9	1,105	368	10
STATEWIDE	225	10,847,115	48,209	168,414	749	16	169,437	753	16

All population figures based on 1990 U.S. Census

COURTS OF COMMON PLEAS - GENERAL DIVISION
 PROFESSIONAL TORT OVERALL CASELOADS
 1992

COUNTY	CASES PENDING JANUARY 1	NEW FILINGS	REACTIVATIONS AND TRANSFERS	TOTAL CASES	TOTAL TERMIN- ATIONS	% NET INCREASE IN CASELOAD	CASES PENDING DECEMBER 31	CASES PENDING BEYOND TIME GUIDELINES
ADAMS	2	0	1	3	2	-50.0%	1	0
ALLEN	27	29	5	61	28	22.2%	33	0
ASHLAND	4	3	0	7	3	0.0%	4	0
ASHTABULA	24	12	3	39	20	-20.8%	19	2
ATHENS	4	3	3	10	4	50.0%	6	2
AUGLAIZE	0	4	0	4	2	-	2	0
BELMONT	2	14	1	17	6	450.0%	11	0
BROWN	1	2	0	3	1	100.0%	2	0
BUTLER	28	27	6	61	31	7.1%	30	2
CARROLL	1	0	0	1	1	-100.0%	0	0
CHAMPAIGN	1	1	0	2	1	0.0%	1	0
CLARK	26	10	0	36	18	-30.8%	18	1
CLERMONT	6	15	2	23	13	66.7%	10	1
CLINTON	6	0	1	7	3	-33.3%	4	1
COLUMBIANA	16	21	0	37	16	31.3%	21	0
COSHOCTON	3	1	0	4	3	-66.7%	1	0
CRAWFORD	9	4	3	16	8	-11.1%	8	0
CUYAHOGA	728	672	90	1,490	757	0.7%	733	56
DARKE	2	4	0	6	5	-50.0%	1	0
DEFIANCE	2	8	1	11	5	200.0%	6	0
DELAWARE	4	4	0	8	3	25.0%	5	0
ERIE	25	12	3	40	14	4.0%	26	0
FAIRFIELD	8	17	2	27	12	87.5%	15	0
FAYETTE	6	3	2	11	5	0.0%	6	0
FRANKLIN	257	244	44	545	238	19.5%	307	27
FULTON	0	3	0	3	2	-	1	0
GALLIA	2	2	1	5	0	150.0%	5	0
GEAUGA	13	5	0	18	12	-53.8%	6	0
GREENE	9	7	2	18	9	0.0%	9	0
GUERNSEY	5	5	0	10	2	60.0%	8	0
HAMILTON	302	263	20	585	231	17.2%	354	53
HANCOCK	5	8	1	14	5	80.0%	9	2
HARDIN	1	0	0	1	0	0.0%	1	0
HARRISON	1	0	0	1	0	0.0%	1	1
HENRY	0	1	0	1	0	-	1	0
HIGHLAND	0	0	0	0	0	0.0%	0	0
HOCKING	2	3	0	5	2	50.0%	3	0
HOLMES	0	0	0	0	0	0.0%	0	0
HURON	7	5	0	12	5	0.0%	7	0
JACKSON	1	1	0	2	0	100.0%	2	0
JEFFERSON	7	13	2	22	15	0.0%	7	0
KNOX	4	3	1	8	5	-25.0%	3	0
LAKE	31	33	3	67	39	-9.7%	28	0
LAWRENCE	5	1	0	6	2	-20.0%	4	2
LICKING	13	12	2	27	14	0.0%	13	0
LOGAN	5	4	0	9	5	-20.0%	4	0
LORAIN	40	57	20	117	40	92.5%	77	8
LUCAS	206	160	32	398	216	-11.7%	182	5
MADISON	6	1	0	7	4	-50.0%	3	0
MAHONING	97	61	7	165	54	14.4%	111	24
MARION	22	11	4	37	15	0.0%	22	3
MEDINA	13	10	0	23	8	15.4%	15	1
MEIGS	1	5	2	8	3	400.0%	5	0
MERCER	2	3	0	5	0	150.0%	5	0
MIAMI	5	11	0	16	7	80.0%	9	0
MONROE	0	0	0	0	0	0.0%	0	0
MONTGOMERY	120	123	15	258	148	-8.3%	110	7

COURTS OF COMMON PLEAS - GENERAL DIVISION
 PROFESSIONAL TORT OVERALL CASELOADS (continued)
 1992

COUNTY	CASES PENDING JANUARY 1	NEW FILINGS	REACTIVATIONS AND TRANSFERS	TOTAL CASES	TOTAL TERMIN- ATIONS	% NET INCREASE IN CASELOAD	CASES PENDING DECEMBER 31	CASES PENDING BEYOND TIME GUIDELINES
MORGAN	0	2	0	2	0	-	2	0
MORROW	4	3	0	7	6	-75.0%	1	0
MUSKINGUM	13	6	2	21	10	-15.4%	11	4
NOBLE	0	1	0	1	0	-	1	0
OTTAWA	6	3	1	10	4	0.0%	6	0
PAULDING	4	0	0	4	2	-50.0%	2	0
PERRY	2	0	0	2	2	-100.0%	0	0
PICKAWAY	1	2	0	3	1	100.0%	2	0
PIKE	0	1	0	1	0	-	1	0
PORTAGE	13	11	0	24	13	-15.4%	11	0
PREBLE	1	0	0	1	1	-100.0%	0	0
PUTNAM	1	0	0	1	1	-100.0%	0	0
RICHLAND	26	6	4	36	22	-46.2%	14	1
ROSS	7	9	0	16	3	85.7%	13	0
SANDUSKY	5	9	0	14	4	100.0%	10	0
SCIOTO	22	4	5	31	19	-45.5%	12	2
SENECA	3	0	1	4	3	-66.7%	1	0
SHELBY	3	4	0	7	4	0.0%	3	0
STARK	87	99	27	213	115	12.6%	98	2
SUMMIT	147	151	16	314	166	0.7%	148	7
TRUMBULL	72	53	6	131	59	0.0%	72	12
TUSCARAWAS	14	4	0	18	6	-14.3%	12	1
UNION	1	2	0	3	2	0.0%	1	0
VAN WERT	1	3	0	4	0	300.0%	4	0
VINTON	0	0	0	0	0	0.0%	0	0
WARREN	8	7	0	15	9	-25.0%	6	0
WASHINGTON	7	6	0	13	6	0.0%	7	0
WAYNE	12	18	1	31	16	25.0%	15	0
WILLIAMS	2	2	0	4	1	50.0%	3	1
WOOD	6	2	2	10	8	-66.7%	2	0
WYANDOT	0	0	0	0	0	0.0%	0	0
STATEWIDE	2,585	2,329	344	5,258	2,525	5.7%	2,733	228

COURTS OF COMMON PLEAS - GENERAL DIVISION
 PROFESSIONAL TORT TERMINATIONS
 1992

COUNTY	JURY TRIAL	COURT TRIAL	SETTLED OR DISMISSED PRE TRIAL	DISMISSAL	FOR WANT OF PROSECUTION	DEFAULT	DIVERSION OR ARBITRATION	TRANSFERRED OUT	PRIVATE JUDGE REFERRAL	BANKRUPTCY STAY/INTERLOCUTORY APPEAL	OTHER TERMINATIONS	TOTAL TERMINATIONS
ADAMS	0	0	2	0	0	0	0	0	0	0	0	2
ALLEN	3	0	17	5	0	0	0	3	0	0	0	28
ASHLAND	1	0	1	1	0	0	0	0	0	0	0	3
ASHTABULA	1	0	6	10	0	0	0	2	0	0	1	20
ATHENS	1	0	0	1	0	0	0	2	0	0	0	4
AUGLAIZE	1	0	1	0	0	0	0	0	0	0	0	2
BELMONT	0	0	0	4	0	0	0	0	0	0	2	6
BROWN	0	0	1	0	0	0	0	0	0	0	0	1
BUTLER	8	0	6	7	1	1	0	5	0	0	3	31
CARROLL	0	0	1	0	0	0	0	0	0	0	0	1
CHAMPAIGN	0	0	0	1	0	0	0	0	0	0	0	1
CLARK	2	0	12	2	1	0	1	0	0	0	0	18
CLERMONT	0	0	2	6	0	0	3	2	0	0	0	13
CLINTON	1	0	0	1	0	0	0	1	0	0	0	3
COLUMBIANA	2	0	8	6	0	0	0	0	0	0	0	16
COSHOCTON	1	0	1	1	0	0	0	0	0	0	0	3
CRAWFORD	0	0	5	0	1	0	0	0	0	1	1	8
CUYAHOGA	28	95	13	245	233	9	12	107	0	2	15	757
DARKE	0	0	3	2	0	0	0	0	0	0	0	5
DEFLANCE	0	0	2	2	1	0	0	0	0	0	0	5
DELAWARE	0	0	2	1	0	0	0	0	0	0	0	3
ERIE	1	0	5	4	0	0	1	3	0	0	0	14
FAIRFIELD	0	2	3	3	0	0	0	1	0	0	3	12
FAYETTE	1	0	1	3	0	0	0	0	0	0	0	5
FRANKLIN	19	0	41	121	9	2	0	21	0	6	19	238
FULTON	0	0	0	1	0	0	0	1	0	0	0	2
GALLIA	0	0	0	0	0	0	0	0	0	0	0	0
GEAUGA	2	0	5	4	0	0	0	1	0	0	0	12
GREENE	1	1	0	5	0	0	1	1	0	0	0	9
GUERNSEY	0	0	1	1	0	0	0	0	0	0	0	2
HAMILTON	11	3	80	68	3	8	18	20	0	2	18	231
HANCOCK	0	0	2	1	0	0	0	1	0	0	1	5
HARDIN	0	0	0	0	0	0	0	0	0	0	0	0
HARRISON	0	0	0	0	0	0	0	0	0	0	0	0
HENRY	0	0	0	0	0	0	0	0	0	0	0	0
HIGHLAND	0	0	0	0	0	0	0	0	0	0	0	0
HOCKING	0	0	0	1	0	0	0	0	0	0	1	2
HOLMES	0	0	0	0	0	0	0	0	0	0	0	0
HURON	0	1	2	0	0	0	0	2	0	0	0	5
JACKSON	0	0	0	0	0	0	0	0	0	0	0	0
JEFFERSON	1	0	9	4	0	0	0	1	0	0	0	15
KNOX	0	0	5	0	0	0	0	0	0	0	0	5
LAKE	1	0	16	11	0	0	0	4	0	2	5	39
LAWRENCE	0	0	2	0	0	0	0	0	0	0	0	2
LUCKING	1	0	4	8	0	0	0	0	0	0	1	14
LOGAN	0	0	4	0	0	0	0	1	0	0	0	5
LORAIN	2	1	15	13	1	0	1	6	0	0	1	40
LUCAS	13	0	48	99	4	1	6	21	0	1	23	216
MADISON	0	0	4	0	0	0	0	0	0	0	0	4
MAHONING	5	1	12	28	1	0	1	6	0	0	0	54
MARION	0	1	6	6	0	0	0	1	0	0	1	15
MEDINA	1	0	3	2	0	2	0	0	0	0	0	8
MEIGS	0	0	2	0	0	0	0	0	0	0	1	3
MERCER	0	0	0	0	0	0	0	0	0	0	0	0
MIAMI	1	0	2	4	0	0	0	0	0	0	0	7
MONROE	0	0	0	0	0	0	0	0	0	0	0	0
MONTGOMERY	10	0	51	55	2	9	0	15	0	2	4	148

COURTS OF COMMON PLEAS - GENERAL DIVISION
 PROFESSIONAL TORT TERMINATIONS (continued)
 1992

COUNTY	JURY TRIAL	COURT TRIAL	SETTLED OR DISMISSED PRE TRIAL	DISMISSAL	FOR WANT OF PROSECUTION	DE-FULT	DIVERSION OR ARBITRATION	TRANSFERRED OUT	PRIVATE JUDGE REFERRAL	BANKRUPTCY STAY/INTERLOCUTORY APPEAL	OTHER TERMINATIONS	TOTAL TERMINATIONS
MORGAN	0	0	0	0	0	0	0	0	0	0	0	0
MORROW	0	0	4	1	0	0	0	1	0	0	0	6
MUSKINGUM	1	0	5	1	0	0	0	2	0	0	1	10
NOBLE	0	0	0	0	0	0	0	0	0	0	0	0
OTTAWA	0	0	2	0	0	0	0	0	0	0	2	4
PAULDING	0	0	2	0	0	0	0	0	0	0	0	2
PERRY	1	0	0	1	0	0	0	0	0	0	0	2
PICKAWAY	0	0	0	1	0	0	0	0	0	0	0	1
PIKE	0	0	0	0	0	0	0	0	0	0	0	0
PORTAGE	0	0	3	2	0	1	4	3	0	0	0	13
PREBLE	0	0	0	1	0	0	0	0	0	0	0	1
PUTNAM	1	0	0	0	0	0	0	0	0	0	0	1
RICHLAND	3	0	12	2	1	0	0	1	0	0	3	22
ROSS	1	0	0	2	0	0	0	0	0	0	0	3
SANDUSKY	0	0	0	3	0	0	0	1	0	0	0	4
SCIOTO	4	0	2	7	0	2	0	4	0	0	0	19
SENECA	0	0	0	2	0	1	0	0	0	0	0	3
SHELBY	0	0	0	4	0	0	0	0	0	0	0	4
STARK	13	0	39	23	8	0	1	19	0	1	11	115
SUMMIT	10	0	71	46	0	2	1	17	0	1	18	166
TRUMBULL	6	1	11	38	0	0	1	2	0	0	0	59
TUSCARAWAS	0	0	0	4	0	0	0	2	0	0	0	6
UNION	0	0	2	0	0	0	0	0	0	0	0	2
VAN WERT	0	0	0	0	0	0	0	0	0	0	0	0
VINTON	0	0	0	0	0	0	0	0	0	0	0	0
WARREN	0	1	5	2	0	1	0	0	0	0	0	9
WASHINGTON	0	1	4	1	0	0	0	0	0	0	0	6
WAYNE	2	0	6	4	1	0	0	1	0	0	2	16
WILLIAMS	0	0	0	0	0	0	0	0	0	0	1	1
WOOD	0	0	4	1	0	1	0	0	0	0	2	8
WYANDOT	0	0	0	0	0	0	0	0	0	0	0	0
STATEWIDE	161	108	578	883	267	40	51	281	0	18	138	2,525

**COURTS OF COMMON PLEAS - GENERAL DIVISION
PRODUCT LIABILITY OVERALL CASELOADS
1992**

COUNTY	CASES PENDING JANUARY 1	NEW FILINGS	REACTIVATIONS AND TRANSFERS	TOTAL CASES	TOTAL TERMIN- ATIONS	% NET INCREASE IN CASELOAD	CASES PENDING DECEMBER 31	CASES PENDING BEYOND TIME GUIDELINES
ADAMS	0	0	0	0	0	0.0%	0	0
ALLEN	10	7	1	18	14	-60.0%	4	0
ASHLAND	4	3	0	7	4	-25.0%	3	0
ASHTABULA	7	3	0	10	4	-14.3%	6	3
ATHENS	3	2	1	6	2	33.3%	4	2
AUGLAIZE	1	1	0	2	1	0.0%	1	0
BELMONT	6	5	1	12	8	-33.3%	4	1
BROWN	1	0	0	1	0	0.0%	1	0
BUILER	8	10	1	19	12	-12.5%	7	0
CARROLL	0	0	0	0	0	0.0%	0	0
CHAMPAIGN	2	0	0	2	1	-50.0%	1	0
CLARK	5	2	0	7	5	-60.0%	2	0
CLERMONT	4	2	0	6	4	-50.0%	2	0
CLINTON	1	3	0	4	1	200.0%	3	0
COLUMBIANA	1	9	0	10	4	500.0%	6	0
COSHOCTON	3	4	0	7	4	0.0%	3	0
CRAWFORD	1	2	0	3	0	200.0%	3	0
CUYAHOGA	262	237	31	530	283	-5.7%	247	17
DARKE	3	1	0	4	3	-66.7%	1	0
DEFIANCE	0	0	0	0	0	0.0%	0	0
DELAWARE	4	5	0	9	3	50.0%	6	1
ERIE	25	26	0	51	27	-4.0%	24	0
FAIRFIELD	5	2	0	7	6	-80.0%	1	1
FAYETTE	1	1	0	2	2	-100.0%	0	0
FRANKLIN	109	74	16	199	116	-23.9%	83	21
FULTON	1	0	0	1	1	-100.0%	0	0
GALLIA	1	4	0	5	3	100.0%	2	0
GEAUGA	5	4	1	10	5	0.0%	5	0
GREENE	11	12	0	23	16	-36.4%	7	0
GUERNSEY	0	3	0	3	0	-	3	0
HAMILTON	146	58	5	209	93	-20.5%	116	13
HANCOCK	4	4	0	8	6	-50.0%	2	1
HARDIN	1	0	0	1	0	0.0%	1	0
HARRISON	0	0	0	0	0	0.0%	0	0
HENRY	1	0	0	1	1	-100.0%	0	0
HIGHLAND	1	0	1	2	1	0.0%	1	0
HOCKING	0	0	1	1	0	-	1	0
HOLMES	0	1	0	1	0	-	1	0
HURON	5	4	0	9	6	-40.0%	3	0
JACKSON	0	0	0	0	0	0.0%	0	0
JEFFERSON	3	41	2	46	26	566.7%	20	0
KNOX	0	0	0	0	0	0.0%	0	0
LAKE	12	10	1	23	14	-25.0%	9	1
LAWRENCE	3	4	1	8	4	33.3%	4	0
LICKING	1	1	0	2	2	-100.0%	0	0
LOGAN	3	2	0	5	3	-33.3%	2	0
LORAIN	2	0	4	6	3	50.0%	3	1
LUCAS	150	104	2	256	149	-28.7%	107	1
MADISON	1	1	0	2	1	0.0%	1	0
MAHONING	19	22	5	46	17	52.6%	29	1
MARION	1	1	0	2	2	-100.0%	0	0
MEDINA	11	2	0	13	7	-45.5%	6	0
MEIGS	1	0	1	2	2	-100.0%	0	0
MERCER	3	1	0	4	3	-66.7%	1	0
MIAMI	1	4	2	7	3	300.0%	4	0
MONROE	0	0	0	0	0	0.0%	0	0
MONTGOMERY	38	64	10	112	64	26.3%	48	1

COURTS OF COMMON PLEAS - GENERAL DIVISION
 PRODUCT LIABILITY OVERALL CASELOADS (continued)
 1992

COUNTY	CASES PENDING JANUARY 1	NEW FILINGS	REACTIVATIONS AND TRANSFERS	TOTAL CASES	TOTAL TERMIN- ATIONS	% NET INCREASE IN CASELOAD	CASES PENDING DECEMBER 31	CASES PENDING BEYOND TIME GUIDELINES
MORGAN	0	0	0	0	0	0.0%	0	0
MORROW	4	0	0	4	1	-25.0%	3	0
MUSKINGUM	30	1	0	31	3	-6.7%	28	0
NOBLE	2	0	0	2	2	-100.0%	0	0
OTTAWA	4	3	0	7	1	50.0%	6	0
PAULDING	1	1	0	2	1	0.0%	1	0
PERRY	0	0	0	0	0	0.0%	0	0
PICKAWAY	2	0	0	2	1	-50.0%	1	0
PIKE	1	1	0	2	1	0.0%	1	0
PORTAGE	7	4	0	11	2	28.6%	9	1
PREBLE	2	1	0	3	2	-50.0%	1	0
PUTNAM	0	0	0	0	0	0.0%	0	0
RICHLAND	3	5	5	13	5	166.7%	8	0
ROSS	0	3	0	3	0	-	3	0
SANDUSKY	3	2	1	6	3	0.0%	3	0
SCIOTO	13	10	1	24	15	-30.8%	9	0
SENECA	1	0	0	1	1	-100.0%	0	0
SHELBY	4	0	0	4	4	-100.0%	0	0
STARK	44	23	7	74	23	15.9%	51	3
SUMMIT	32	42	10	84	41	34.4%	43	0
TRUMBULL	15	9	2	26	9	13.3%	17	1
TUSCARAWAS	7	2	0	9	5	-42.9%	4	1
UNION	0	1	0	1	1	0.0%	0	0
VAN WERT	0	1	0	1	1	0.0%	0	0
VINTON	0	0	0	0	0	0.0%	0	0
WARREN	8	5	0	13	5	0.0%	8	0
WASHINGTON	3	2	0	5	0	66.7%	5	1
WAYNE	4	6	0	10	5	25.0%	5	0
WILLIAMS	2	0	0	2	2	-100.0%	0	0
WOOD	8	4	1	13	7	-25.0%	6	1
WYANDOT	0	0	0	0	0	0.0%	0	0
STATEWIDE	1,091	872	114	2,077	1,077	-8.3%	1,000	73

88

COURTS OF COMMON PLEAS - GENERAL DIVISION
PRODUCT LIABILITY TERMINATIONS
1992

COUNTY	JURY TRIAL	COURT TRIAL	SETTLED OR DISMISSED PRE TRIAL	DISMISSAL	FOR WANT OF PROSECUTION	DE-FULT	DIVERSION OR ARBITRATION	TRANS-FERRED OUT	PRIVATE JUDGE REFERRAL	BANKRUPTCY STAY/INTERLOCUTORY APPEAL	OTHER TERMINATIONS	TOTAL TERMINATIONS
ADAMS	0	0	0	0	0	0	0	0	0	0	0	0
ALLEN	0	4	6	2	0	0	0	2	0	0	0	14
ASHLAND	0	0	2	0	0	0	0	2	0	0	0	4
ASHTABULA	0	0	1	3	0	0	0	0	0	0	0	4
ATHENS	0	0	0	0	0	0	0	1	0	0	1	2
AUGLAIZE	0	0	0	0	0	0	0	1	0	0	0	1
BELMONT	1	0	1	2	0	0	0	2	0	0	2	8
BROWN	0	0	0	0	0	0	0	0	0	0	0	0
BUTLER	1	0	4	2	0	0	2	2	0	0	1	12
CARROLL	0	0	0	0	0	0	0	0	0	0	0	0
CHAMPAIGN	0	0	0	1	0	0	0	0	0	0	0	1
CLARK	0	0	4	1	0	0	0	0	0	0	0	5
CLERMONT	0	1	0	1	0	0	1	1	0	0	0	4
CLINTON	0	0	0	0	0	0	1	0	0	0	0	1
COLUMBIANA	0	0	2	0	0	0	0	2	0	0	0	4
COSHOCTON	0	0	0	0	0	0	0	1	0	0	3	4
CRAWFORD	0	0	0	0	0	0	0	0	0	0	0	0
CUYAHOGA	7	33	5	103	56	1	12	58	0	5	3	283
DARKE	0	1	2	0	0	0	0	0	0	0	0	3
DEFLANCE	0	0	0	0	0	0	0	0	0	0	0	0
DELAWARE	0	0	2	0	1	0	0	0	0	0	0	3
ERIE	2	0	1	11	0	0	0	12	0	0	1	27
FAIRFIELD	1	0	2	2	0	0	0	1	0	0	0	6
FAYETTE	0	0	0	0	0	0	0	0	0	0	2	2
FRANKLIN	2	0	22	50	0	1	1	8	0	2	30	116
FULTON	0	0	1	0	0	0	0	0	0	0	0	1
GALLIA	0	0	1	2	0	0	0	0	0	0	0	3
GEAUGA	0	0	1	1	0	2	0	0	0	0	1	5
GREENE	0	1	3	9	0	0	1	2	0	0	0	16
GUERNSEY	0	0	0	0	0	0	0	0	0	0	0	0
HAMILTON	3	2	25	27	1	2	14	3	0	0	16	93
HANCOCK	0	0	2	1	0	0	0	0	0	1	2	6
HARDIN	0	0	0	0	0	0	0	0	0	0	0	0
HARRISON	0	0	0	0	0	0	0	0	0	0	0	0
HENRY	0	0	0	1	0	0	0	0	0	0	0	1
HIGHLAND	0	1	0	0	0	0	0	0	0	0	0	1
HOCKING	0	0	0	0	0	0	0	0	0	0	0	0
HOLMES	0	0	0	0	0	0	0	0	0	0	0	0
HURON	0	1	0	0	0	0	0	2	0	0	3	6
JACKSON	0	0	0	0	0	0	0	0	0	0	0	0
JEFFERSON	1	0	3	2	0	0	0	1	0	0	19	26
KNOX	0	0	0	0	0	0	0	0	0	0	0	0
LAKE	1	0	9	2	0	0	0	0	0	1	1	14
LAWRENCE	0	0	2	0	0	0	0	1	0	0	1	4
LICKING	0	0	0	0	0	0	0	1	0	1	0	2
LOGAN	0	0	3	0	0	0	0	0	0	0	0	3
LORAIN	0	0	2	0	0	0	0	1	0	0	0	3
LUCAS	0	0	50	48	1	0	0	19	0	0	31	149
MADISON	0	0	1	0	0	0	0	0	0	0	0	1
MAHONING	0	0	9	5	0	0	0	3	0	0	0	17
MARION	0	0	0	1	0	0	0	0	0	0	1	2
MEDINA	1	1	4	1	0	0	0	0	0	0	0	7
MEIGS	0	1	0	1	0	0	0	0	0	0	0	2
MERCER	0	0	3	0	0	0	0	0	0	0	0	3
MIAMI	0	0	0	3	0	0	0	0	0	0	0	3
MONROE	0	0	0	0	0	0	0	0	0	0	0	0
MONTGOMERY	2	0	19	28	2	6	1	5	0	1	0	64

COURTS OF COMMON PLEAS - GENERAL DIVISION
 PRODUCT LIABILITY TERMINATIONS (continued)
 1992

COUNTY	JURY TRIAL	COURT TRIAL	SETTLED OR DISMISSED PRE TRIAL	DISMISSAL	DISMISSAL FOR WANT OF PROSECUTION	DE-FULT	DIVERSION OR ARBITRATION	TRANSFERRED OUT	PRIVATE JUDGE REFERRAL	BANKRUPTCY STAY/INTERLOCUTORY APPEAL	OTHER TERMINATIONS	TOTAL TERMINATIONS
MORGAN	0	0	0	0	0	0	0	0	0	0	0	0
MORROW	0	0	1	0	0	0	0	0	0	0	0	1
MUSKINGUM	0	0	1	2	0	0	0	0	0	0	0	3
NOBLE	1	0	1	0	0	0	0	0	0	0	0	2
OTTAWA	0	0	0	1	0	0	0	0	0	0	0	1
PAULDING	0	0	1	0	0	0	0	0	0	0	0	1
PERRY	0	0	0	0	0	0	0	0	0	0	0	0
PICKAWAY	0	0	0	1	0	0	0	0	0	0	0	1
PIKE	0	0	1	0	0	0	0	0	0	0	0	1
PORTAGE	0	2	0	0	0	0	0	0	0	0	0	2
PREBLE	0	0	0	2	0	0	0	0	0	0	0	2
PUTNAM	0	0	0	0	0	0	0	0	0	0	0	0
RICHLAND	1	0	2	1	0	0	0	1	0	0	0	5
ROSS	0	0	0	0	0	0	0	0	0	0	0	0
SANDUSKY	1	0	2	0	0	0	0	0	0	0	0	3
SCIOTO	0	0	0	10	0	0	0	2	0	0	3	15
SENECA	1	0	0	0	0	0	0	0	0	0	0	1
SHELBY	0	0	0	4	0	0	0	0	0	0	0	4
STARK	3	0	8	1	0	0	0	7	0	1	3	23
SUMMIT	4	0	16	9	1	1	1	5	0	2	2	41
TRUMBULL	1	0	5	2	0	0	1	0	0	0	0	9
TUSCARAWAS	0	0	0	3	0	0	0	1	0	0	1	5
UNION	0	0	0	0	0	0	0	0	0	0	1	1
VAN WERT	0	0	0	0	0	0	0	0	0	0	1	1
VINTON	0	0	0	0	0	0	0	0	0	0	0	0
WARREN	0	0	2	1	0	0	0	0	0	1	1	5
WASHINGTON	0	0	0	0	0	0	0	0	0	0	0	0
WAYNE	0	0	2	2	0	0	0	0	0	0	1	5
WILLIAMS	0	0	0	2	0	0	0	0	0	0	0	2
WOOD	1	0	3	2	0	0	0	1	0	0	0	7
WYANDOT	0	0	0	0	0	0	0	0	0	0	0	0
STATEWIDE	35	48	237	353	62	13	35	148	0	15	131	1,077

COURTS OF COMMON PLEAS - GENERAL DIVISION
OTHER TORTS OVERALL CASELOADS
1992

COUNTY	CASES PENDING JANUARY 1	NEW FILINGS	REACTIVATIONS AND TRANSFERS	TOTAL CASES	TOTAL TERMIN- ATIONS	% NET INCREASE IN CASELOAD	CASES PENDING DECEMBER 31	CASES PENDING BEYOND TIME GUIDELINES
ADAMS	21	11	0	32	21	-47.6%	11	0
ALLEN	205	201	45	451	248	-1.0%	203	0
ASHLAND	51	41	1	93	37	9.8%	56	0
ASHTABULA	221	191	33	445	240	-7.2%	205	9
ATHENS	71	38	10	119	62	-19.7%	57	5
AUGLAIZE	33	42	1	76	46	-9.1%	30	1
BELMONT	131	111	17	259	111	13.0%	148	11
BROWN	37	48	2	87	36	37.8%	51	2
BUTLER	530	632	46	1,208	687	-1.7%	521	18
CARROLL	8	27	0	35	23	50.0%	12	0
CHAMPAIGN	37	37	1	75	30	21.6%	45	6
CLARK	227	211	6	444	192	11.0%	252	3
CLERMONT	237	221	20	478	250	-3.8%	228	6
CLINTON	24	41	4	69	25	83.3%	44	2
COLUMBIANA	151	183	13	347	182	9.3%	165	0
COSHOCTON	46	32	4	82	45	-19.6%	37	2
CRAWFORD	65	52	8	125	64	-6.2%	61	1
CUYAHOGA	7,035	8,104	636	15,775	8,984	-3.5%	6,791	199
DARKE	49	30	0	79	43	-26.5%	36	0
DEFIANCE	72	78	3	153	89	-11.1%	64	0
DELAWARE	151	90	0	241	89	0.7%	152	32
ERIE	304	208	6	518	197	5.6%	321	0
FAIRFIELD	108	98	3	209	110	-8.3%	99	0
FAYETTE	49	17	0	66	29	-24.5%	37	0
FRANKLIN	2,254	2,773	190	5,217	2,872	4.0%	2,345	63
FULTON	40	35	2	77	49	-30.0%	28	0
GALLIA	29	25	2	56	38	-37.9%	18	0
GEAUGA	202	175	11	388	196	-5.0%	192	0
GREENE	133	147	7	287	139	11.3%	148	2
GUERNSEY	40	42	0	82	38	10.0%	44	0
HAMILTON	1,885	1,918	166	3,969	2,007	4.1%	1,962	198
HANCOCK	92	97	6	195	102	1.1%	93	4
HARDIN	22	29	0	51	26	13.6%	25	0
HARRISON	38	15	0	53	31	-42.1%	22	6
HENRY	35	26	0	61	36	-28.6%	25	0
HIGHLAND	23	7	0	30	10	-13.0%	20	4
HOCKING	28	20	3	51	34	-39.3%	17	0
HOLMES	28	37	4	69	47	-21.4%	22	0
HURON	69	90	5	164	90	7.2%	74	0
JACKSON	35	29	0	64	22	20.0%	42	1
JEFFERSON	162	188	12	362	218	-11.1%	144	0
KNOX	36	52	3	91	42	36.1%	49	0
LAKE	486	545	25	1,056	621	-10.5%	435	5
LAWRENCE	90	77	2	169	72	7.8%	97	11
LICKING	98	139	37	274	183	-7.1%	91	0
LOGAN	56	51	0	107	60	-16.1%	47	1
LORAIN	557	567	29	1,153	615	-3.4%	538	23
LUCAS	1,316	1,386	127	2,829	1,549	-2.7%	1,280	18
MADISON	37	43	1	81	43	2.7%	38	0
MAHONING	1,216	836	45	2,097	958	-6.3%	1,139	125
MARION	128	112	4	244	121	-3.9%	123	5
MEDINA	233	196	3	432	171	12.0%	261	19
MEIGS	13	12	1	26	16	-23.1%	10	0
MERCER	50	44	2	96	55	-18.0%	41	0
MIAMI	96	101	7	204	100	8.3%	104	2
MONROE	11	11	0	22	9	18.2%	13	0
MONTGOMERY	1,013	1,409	168	2,590	1,589	-1.2%	1,001	12

COURTS OF COMMON PLEAS - GENERAL DIVISION
OTHER TORTS OVERALL CASELOADS (continued)
1992

COUNTY	CASES PENDING JANUARY 1	NEW FILINGS	REACTIVATIONS AND TRANSFERS	TOTAL CASES	TOTAL TERMIN- ATIONS	% NET INCREASE IN CASELOAD	CASES PENDING DECEMBER 31	CASES PENDING BEYOND TIME GUIDELINES
MORGAN	19	51	0	70	28	121.1%	42	8
MORROW	55	20	0	75	31	-20.0%	44	12
MUSKINGUM	103	97	6	206	111	-7.8%	95	5
NOBLE	9	3	0	12	8	-55.6%	4	0
OTTAWA	109	106	1	216	100	6.4%	116	14
PAULDING	12	17	0	29	18	-8.3%	11	1
PERRY	33	32	4	69	55	-57.6%	14	1
PICKAWAY	69	53	2	124	69	-20.3%	55	4
PIKE	42	54	2	98	53	7.1%	45	0
PORTAGE	231	265	1	497	260	2.6%	237	10
PREBLE	34	36	1	71	32	14.7%	39	0
PUTNAM	22	28	1	51	34	-22.7%	17	2
RICHLAND	241	255	18	514	305	-13.3%	209	0
ROSS	84	85	3	172	77	13.1%	95	0
SANDUSKY	82	92	7	181	84	18.3%	97	1
SCIOTO	111	38	13	162	105	-48.6%	57	9
SENECA	56	67	2	125	72	-5.4%	53	3
SHELBY	36	47	0	83	44	8.3%	39	0
STARK	526	647	114	1,287	777	-3.0%	510	3
SUMMIT	1,067	1,408	125	2,600	1,572	-3.7%	1,028	25
TRUMBULL	628	574	40	1,242	598	2.5%	644	41
TUSCARAWAS	143	88	3	234	86	3.5%	148	15
UNION	32	35	1	68	51	-46.9%	17	0
VAN WERT	22	27	3	52	29	4.5%	23	0
VINTON	6	13	0	19	9	66.7%	10	0
WARREN	253	220	11	484	226	2.0%	258	17
WASHINGTON	69	58	3	130	47	20.3%	83	11
WAYNE	54	100	6	160	98	14.8%	62	0
WILLIAMS	30	38	1	69	34	16.7%	35	0
WOOD	153	169	24	346	193	0.0%	153	0
WYANDOT	16	13	0	29	19	-37.5%	10	0
STATEWIDE	24,761	26,714	2,113	53,588	29,224	-1.6%	24,364	978

COURTS OF COMMON PLEAS - GENERAL DIVISION
OTHER TORT TERMINATIONS
1992

COUNTY	JURY TRIAL	COURT TRIAL	SETTLED OR DISMISSED PRE TRIAL	DISMISSAL	FOR WANT OF PROSECUTION	DE-FULT	DIVERSION OR ARBITRATION	TRANS-FERRED OUT	PRIVATE JUDGE REFERRAL	BANKRUPTCY STAY/INTERLOCUTORY APPEAL	OTHER TERMINATIONS	TOTAL TERMINATIONS
ADAMS	3	0	7	10	1	0	0	0	0	0	0	21
ALLEN	7	26	152	27	10	4	0	16	0	4	2	248
ASHLAND	0	1	11	19	0	2	0	1	0	3	0	37
ASHTABULA	8	2	123	55	4	5	0	27	0	2	14	240
ATHENS	0	1	0	42	0	2	0	16	0	0	1	62
AUGLAIZE	2	0	33	5	1	1	0	2	0	1	1	46
BELMONT	9	0	11	65	0	2	0	9	0	3	12	111
BROWN	0	0	17	13	0	5	0	0	0	1	0	36
BUTLER	22	4	260	129	22	82	78	28	0	16	46	687
CARROLL	0	0	14	1	0	5	0	0	0	2	1	23
CHAMPAIGN	0	0	21	8	0	0	1	0	0	0	0	30
CLARK	8	0	130	23	8	6	3	7	0	0	7	192
CLERMONT	11	4	43	96	2	21	58	6	0	3	6	250
CLINTON	2	1	6	14	0	0	0	1	0	1	0	25
COLUMBIANA	7	7	109	23	3	12	0	11	0	2	8	182
COSHOCTON	4	0	17	19	1	1	0	2	0	0	1	45
CRAWFORD	5	0	29	9	1	3	0	3	0	3	11	64
CUYAHOGA	198	762	95	3,894	1,370	647	962	872	0	82	102	8,984
DARKE	1	5	30	3	0	3	0	1	0	0	0	43
DEFIANCE	3	21	32	19	0	4	0	0	0	3	7	89
DELAWARE	3	1	19	52	1	10	2	0	0	1	0	89
ERIE	15	0	53	95	2	8	0	10	0	1	13	197
FAIRFIELD	4	1	69	25	3	1	0	1	0	1	5	110
FAYETTE	2	0	5	3	0	0	0	0	0	0	19	29
FRANKLIN	92	17	735	1,323	81	199	60	104	0	45	216	2,872
FULTON	0	0	12	22	3	2	0	2	0	3	5	49
GALLIA	2	5	1	25	0	3	0	0	0	0	2	38
GEAUGA	14	1	130	22	0	9	0	6	0	2	12	196
GREENE	5	0	22	78	0	3	19	6	0	4	2	139
GUERNSEY	2	2	8	20	0	3	0	1	0	1	1	38
HAMILTON	42	42	670	624	17	88	345	98	0	9	72	2,007
HANCOCK	5	5	47	33	2	2	0	5	0	2	1	102
HARDIN	1	0	18	7	0	0	0	0	0	0	0	26
HARRISON	1	1	16	4	2	2	0	1	0	0	4	31
HENRY	0	0	19	14	0	1	0	2	0	0	0	36
HIGHLAND	1	2	0	7	0	0	0	0	0	0	0	10
HOCKING	2	0	4	17	0	10	0	1	0	0	0	34
HOLMES	8	3	14	11	0	3	0	0	0	1	7	47
HURON	8	4	63	3	0	2	3	2	0	1	4	90
JACKSON	2	0	12	4	0	2	0	0	0	0	2	22
JEFFERSON	7	1	136	37	4	0	0	20	0	5	8	218
KNOX	3	1	27	7	0	2	0	0	0	1	1	42
LAKE	23	10	225	235	16	26	37	12	0	15	22	621
LAWRENCE	5	1	53	9	0	1	0	0	0	0	3	72
LICKING	4	6	44	74	0	7	0	30	0	5	13	183
LOGAN	2	1	46	4	1	4	0	0	0	1	1	60
LORAIN	8	10	307	129	2	35	32	46	0	15	31	615
LUCAS	35	5	469	667	32	61	0	184	1	27	68	1,549
MADISON	3	1	31	5	0	0	0	0	0	2	1	43
MAHONING	23	48	467	220	11	40	42	68	2	25	12	958
MARION	2	4	67	26	1	10	0	4	0	4	3	121
MEDINA	12	3	83	44	2	6	8	5	0	2	6	171
MEIGS	0	4	6	5	0	0	0	0	0	0	1	16
MERCER	2	1	44	4	0	0	0	2	0	0	2	55
MIAMI	6	1	29	43	2	0	0	10	0	4	5	100
MONROE	1	0	3	5	0	0	0	0	0	0	0	9
MONTGOMERY	64	1	453	563	81	176	57	113	0	28	53	1,589

COURTS OF COMMON PLEAS - GENERAL DIVISION
OTHER TORT TERMINATIONS (continued)
1992

COUNTY	JURY TRIAL	COURT TRIAL	SETTLED OR DISMISSED PRE TRIAL	DISMISSAL MISSAL	DISMISSAL FOR WANT OF PROSECUTION	DE-FAULT	DIVERSION OR ARBITRATION	TRANSFERRED OUT	PRIVATE JUDGE REFERRAL	BANKRUPTCY STAY/INTERLOCUTORY APPEAL	OTHER TERMINATIONS	TOTAL TERMINATIONS
MORGAN	0	3	6	10	4	5	0	0	0	0	0	28
MORROW	1	0	24	4	1	0	0	0	0	0	1	31
MUSKINGUM	3	1	70	17	4	5	1	5	0	1	4	111
NOBLE	1	0	3	3	0	1	0	0	0	0	0	8
OTTAWA	3	2	59	24	1	2	0	1	0	1	7	100
PAULDING	5	0	9	1	1	1	0	0	0	1	0	18
PERRY	1	1	38	0	0	11	0	0	0	0	4	55
PICKAWAY	4	8	0	48	0	2	0	0	0	0	7	69
PIKE	6	4	20	11	1	6	0	0	0	1	4	53
PORTAGE	8	5	53	124	2	10	40	11	0	5	2	260
PREBLE	2	0	3	20	0	2	0	0	0	1	4	32
PUTNAM	3	3	16	5	0	3	0	1	0	2	1	34
RICHLAND	17	14	195	16	2	15	0	5	0	6	35	305
ROSS	4	2	41	18	0	3	0	2	0	0	7	77
SANDUSKY	4	2	31	37	0	3	1	4	0	0	2	84
SCIOTO	3	2	25	46	3	3	0	16	0	0	7	105
SENECA	4	1	40	10	3	7	0	5	0	2	0	72
SHELBY	2	0	0	36	1	4	0	0	0	1	0	44
STARK	39	16	348	154	14	14	50	94	0	15	33	777
SUMMIT	57	10	718	410	14	64	143	74	0	11	71	1,572
TRUMBULL	23	12	168	314	2	14	29	18	0	17	1	598
TUSCARAWAS	4	2	1	71	0	0	0	1	0	1	6	86
UNION	2	3	18	21	0	0	0	6	0	0	1	51
VAN WERT	1	3	14	3	1	2	0	3	0	0	2	29
VINTON	0	0	1	5	0	2	0	0	0	1	0	9
WARREN	7	2	141	44	0	22	1	1	0	1	7	226
WASHINGTON	0	1	22	21	0	0	0	2	0	1	0	47
WAYNE	6	1	64	15	0	6	0	2	0	1	3	98
WILLIAMS	0	0	0	27	0	1	0	2	0	0	4	34
WOOD	8	1	94	41	0	6	4	22	0	2	15	193
WYANDOT	0	0	16	1	0	0	0	1	0	0	1	19
STATEWIDE	917	1,115	7,785	10,497	1,740	1,735	1,976	2,011	3	402	1,043	29,224

**COURTS OF COMMON PLEAS - GENERAL DIVISION
WORKERS' COMPENSATION OVERALL CASELOADS
1992**

COUNTY	CASES PENDING JANUARY 1	NEW FILINGS	REACTIVATIONS AND TRANSFERS	TOTAL CASES	TOTAL TERMIN- ATIONS	% NET INCREASE IN CASELOAD	CASES PENDING DECEMBER 31	CASES PENDING BEYOND TIME GUIDELINES
ADAMS	4	4	0	8	3	25.0%	5	1
ALLEN	17	21	6	44	25	11.8%	19	0
ASHLAND	16	17	0	33	11	37.5%	22	0
ASHTABULA	31	39	5	75	30	45.2%	45	9
ATHENS	7	2	1	10	6	-42.9%	4	2
AUGLAIZE	1	6	2	9	3	500.0%	6	0
BELMONT	10	30	3	43	12	210.0%	31	4
BROWN	2	1	0	3	1	0.0%	2	2
BUTLER	30	243	13	286	232	80.0%	54	0
CARROLL	6	0	0	6	6	-100.0%	0	0
CHAMPAIGN	4	1	0	5	1	0.0%	4	4
CLARK	41	37	2	80	45	-14.6%	35	6
CLERMONT	8	9	0	17	9	0.0%	8	1
CLINTON	6	11	0	17	7	66.7%	10	1
COLUMBIANA	12	41	4	57	22	191.7%	35	0
COSHOCTON	11	15	0	26	12	27.3%	14	0
CRAWFORD	5	9	0	14	7	40.0%	7	0
CUYAHOGA	469	763	51	1,283	620	41.4%	663	73
DARKE	11	12	0	23	12	0.0%	11	1
DEFIANCE	6	20	0	26	14	100.0%	12	1
DELAWARE	23	14	0	37	15	-4.3%	22	7
ERIE	13	22	3	38	9	123.1%	29	0
FAIRFIELD	7	20	1	28	12	128.6%	16	0
FAYETTE	6	0	0	6	3	-50.0%	3	0
FRANKLIN	179	293	25	497	249	38.5%	248	19
FULTON	1	2	0	3	3	-100.0%	0	0
GALLIA	3	2	0	5	3	-33.3%	2	0
GAUGA	18	25	2	45	15	66.7%	30	3
GREENE	2	10	0	12	3	350.0%	9	0
GUERNSEY	5	14	0	19	11	60.0%	8	0
HAMILTON	264	264	25	553	187	38.6%	366	108
HANCOCK	5	12	0	17	10	40.0%	7	0
HARDIN	0	1	0	1	0	-	1	0
HARRISON	1	8	1	10	1	800.0%	9	1
HENRY	0	3	0	3	2	-	1	0
HIGHLAND	10	5	0	15	6	-10.0%	9	4
HOCKING	6	3	4	13	10	-50.0%	3	1
HOLMES	0	4	1	5	4	-	1	0
HURON	4	12	0	16	6	150.0%	10	0
JACKSON	17	17	0	34	18	-5.9%	16	2
JEFFERSON	12	30	2	44	19	108.3%	25	0
KNOX	4	4	0	8	4	0.0%	4	0
LAKE	33	53	2	88	46	27.3%	42	0
LAWRENCE	13	21	2	36	16	53.8%	20	4
LICKING	7	22	1	30	18	71.4%	12	0
LOGAN	3	5	0	8	3	66.7%	5	0
LORAIN	102	113	4	219	98	18.6%	121	27
LUCAS	93	129	12	234	127	15.1%	107	3
MADISON	6	7	2	15	11	-33.3%	4	0
MAHONING	111	193	2	306	111	75.7%	195	25
MARION	19	22	3	44	18	36.8%	26	6
MEDINA	14	9	0	23	8	7.1%	15	6
MEIGS	4	9	0	13	6	75.0%	7	0
MERCER	2	2	2	6	3	50.0%	3	0
MIAMI	16	31	0	47	21	62.5%	26	1
MONROE	4	7	0	11	5	50.0%	6	0
MONTGOMERY	146	322	15	483	212	85.6%	271	8

COURTS OF COMMON PLEAS - GENERAL DIVISION
WORKERS' COMPENSATION OVERALL CASELOADS (continued)
1992

COUNTY	CASES PENDING JANUARY 1	NEW FILINGS	REACTIVATIONS AND TRANSFERS	TOTAL CASES	TOTAL TERMIN- ATIONS	% NET INCREASE IN CASELOAD	CASES PENDING DECEMBER 31	CASES PENDING BEYOND TIME GUIDELINES
MORGAN	2	0	0	2	0	0.0%	2	0
MORROW	2	1	0	3	1	0.0%	2	1
MUSKINGUM	9	19	0	28	14	55.6%	14	0
NOBLE	0	0	0	0	0	0.0%	0	0
OTTAWA	9	6	0	15	10	-44.4%	5	2
PAULDING	2	1	0	3	2	-50.0%	1	0
PERRY	4	15	0	19	6	225.0%	13	0
PICKAWAY	5	4	2	11	5	20.0%	6	3
PIKE	5	8	2	15	7	60.0%	8	2
PORTAGE	36	70	0	106	45	69.4%	61	8
PREBLE	2	2	0	4	3	-50.0%	1	0
PUTNAM	2	1	0	3	2	-50.0%	1	0
RICHLAND	38	71	4	113	63	31.6%	50	0
ROSS	7	12	0	19	10	28.6%	9	0
SANDUSKY	11	15	0	26	14	9.1%	12	1
SCIOTO	21	19	1	41	22	-9.5%	19	5
SENECA	2	6	0	8	4	100.0%	4	0
SHELBY	5	12	0	17	5	140.0%	12	1
STARK	57	161	21	239	124	101.8%	115	3
SUMMIT	100	305	16	421	215	106.0%	206	5
TRUMBULL	270	316	6	592	229	34.4%	363	90
TUSCARAWAS	32	27	1	60	21	21.9%	39	14
UNION	3	18	1	22	8	366.7%	14	0
VAN WERT	4	2	2	8	4	0.0%	4	0
VINTON	3	6	0	9	6	0.0%	3	0
WARREN	12	18	1	31	9	83.3%	22	6
WASHINGTON	8	14	0	22	8	75.0%	14	3
WAYNE	10	32	0	42	15	170.0%	27	0
WILLIAMS	3	9	0	12	4	166.7%	8	0
WOOD	12	25	1	38	19	58.3%	19	2
WYANDOT	4	7	0	11	4	75.0%	7	1
STATEWIDE	2,530	4,193	254	6,977	3,250	47.3%	3,727	477

88

COURTS OF COMMON PLEAS - GENERAL DIVISION
WORKERS' COMPENSATION TERMINATIONS
1992

COUNTY	JURY TRIAL	COURT TRIAL	SETTLED OR		DISMISSAL		DIVERSION OR ARBITRATION	TRANS-FERRED OUT	PRIVATE JUDGE REFERRAL	BANKRUPTCY STAY/INTERLOC-UTORY APPEAL	OTHER TERMINATIONS	TOTAL TERMINATIONS
			DISMISSED PRE TRIAL	DIS-MISSAL	FOR WANT OF PROSECUTION	DE-FAULT						
ADAMS	0	0	3	0	0	0	0	0	0	0	0	3
ALLEN	2	2	13	4	2	0	0	1	0	1	0	25
ASHLAND	1	0	5	5	0	0	0	0	0	0	0	11
ASHTABULA	1	0	14	8	0	0	0	3	0	0	4	30
ATHENS	1	0	0	5	0	0	0	0	0	0	0	6
AUGLAIZE	0	0	2	1	0	0	0	0	0	0	0	3
BELMONT	2	0	2	7	0	0	0	0	0	0	1	12
BROWN	0	0	0	1	0	0	0	0	0	0	0	1
BUTLER	1	2	15	21	1	188	1	3	0	0	0	232
CARROLL	0	0	3	2	1	0	0	0	0	0	0	6
CHAMPAIGN	0	0	1	0	0	0	0	0	0	0	0	1
CLARK	4	3	23	9	1	0	0	2	0	0	3	45
CLERMONT	0	0	0	8	0	0	0	1	0	0	0	9
CLINTON	1	0	1	4	1	0	0	0	0	0	0	7
COLUMBIANA	1	0	16	1	1	0	0	3	0	0	0	22
COSHOCTON	0	0	9	2	0	0	0	1	0	0	0	12
CRAWFORD	1	0	4	2	0	0	0	0	0	0	0	7
CUYAHOGA	14	62	16	276	146	0	1	90	0	3	12	620
DARKE	0	0	10	1	0	0	0	1	0	0	0	12
DEFIANCE	0	3	8	2	0	0	0	0	0	0	1	14
DELAWARE	0	4	7	3	0	0	0	1	0	0	0	15
ERIE	3	0	0	2	0	0	0	2	0	0	2	9
FAIRFIELD	2	0	8	1	0	0	0	1	0	0	0	12
FAYETTE	1	0	0	0	0	0	0	0	0	0	2	3
FRANKLIN	4	2	66	133	8	0	1	4	0	0	31	249
FULTON	0	0	1	0	1	0	0	1	0	0	0	3
GALLIA	0	0	2	1	0	0	0	0	0	0	0	3
GEAUGA	1	0	7	7	0	0	0	0	0	0	0	15
GREENE	0	0	1	2	0	0	0	0	0	0	0	3
GUERNSEY	0	2	0	9	0	0	0	0	0	0	0	11
HAMILTON	3	10	68	62	6	7	3	7	1	1	19	187
HANCOCK	1	0	4	5	0	0	0	0	0	0	0	10
HARDIN	0	0	0	0	0	0	0	0	0	0	0	0
HARRISON	0	0	0	1	0	0	0	0	0	0	0	1
HENRY	0	0	0	2	0	0	0	0	0	0	0	2
HIGHLAND	1	0	0	5	0	0	0	0	0	0	0	6
HOCKING	0	0	8	2	0	0	0	0	0	0	0	10
HOLMES	0	0	2	2	0	0	0	0	0	0	0	4
HURON	1	1	3	0	0	0	0	1	0	0	0	6
JACKSON	1	0	10	6	0	0	0	1	0	0	0	18
JEFFERSON	1	0	12	5	0	0	0	0	0	0	1	19
KNOX	1	2	1	0	0	0	0	0	0	0	0	4
LAKE	3	1	18	20	0	0	0	4	0	0	0	46
LAWRENCE	1	0	7	6	0	0	0	0	0	0	2	16
LICKING	0	0	6	6	0	0	0	1	0	0	5	18
LOGAN	0	0	3	0	0	0	0	0	0	0	0	3
LORAIN	0	1	56	28	0	1	0	1	0	2	9	98
LUCAS	5	1	47	55	0	0	0	11	0	0	8	127
MADISON	2	0	7	1	0	0	0	0	0	0	1	11
MAHONING	0	7	55	35	1	3	2	6	0	0	2	111
MARION	0	0	12	4	0	0	0	2	0	0	0	18
MEDINA	1	0	2	4	0	0	0	0	0	0	1	8
MEIGS	0	2	1	3	0	0	0	0	0	0	0	6
MERCER	1	0	1	1	0	0	0	0	0	0	0	3
MIAMI	1	1	4	11	1	0	0	0	0	0	3	21
MONROE	1	1	0	3	0	0	0	0	0	0	0	5
MONTGOMERY	5	10	63	86	12	21	0	10	0	2	3	212

COURTS OF COMMON PLEAS - GENERAL DIVISION
 WORKERS' COMPENSATION TERMINATIONS (continued)
 1992

COUNTY	JURY TRIAL	COURT TRIAL	SETTLED OR DISMISSED PRE TRIAL	DISMISSAL	DISMISSAL FOR WANT OF PROSECUTION	DE-FULT	DIVERSION OR ARBITRATION	TRANSFERRED OUT	PRIVATE JUDGE REFERRAL	BANKRUPTCY STAY/INTERLOCUTORY APPEAL	OTHER TERMINATIONS	TOTAL TERMINATIONS
MORGAN	0	0	0	0	0	0	0	0	0	0	0	0
MORROW	0	0	1	0	0	0	0	0	0	0	0	1
MUSKINGUM	1	0	4	5	0	0	0	1	1	0	2	14
NOBLE	0	0	0	0	0	0	0	0	0	0	0	0
OTTAWA	0	0	3	4	3	0	0	0	0	0	0	10
PAULDING	0	0	2	0	0	0	0	0	0	0	0	2
PERRY	1	0	2	0	0	0	0	2	0	0	1	6
PICKAWAY	0	0	0	5	0	0	0	0	0	0	0	5
PIKE	1	0	3	3	0	0	0	0	0	0	0	7
PORTAGE	1	1	20	21	0	0	0	1	0	1	0	45
PREBLE	0	0	0	3	0	0	0	0	0	0	0	3
PUTNAM	1	0	0	1	0	0	0	0	0	0	0	2
RICHLAND	2	4	45	5	0	0	0	0	0	1	6	63
ROSS	1	0	6	3	0	0	0	0	0	0	0	10
SANDUSKY	1	2	3	6	0	0	0	0	0	0	2	14
SCIOTO	0	1	2	16	0	1	0	1	0	0	1	22
SENECA	1	0	2	1	0	0	0	0	0	0	0	4
SHELBY	0	0	0	5	0	0	0	0	0	0	0	5
STARK	9	3	60	22	5	0	0	14	0	2	9	124
SUMMIT	6	2	129	42	0	1	0	17	0	0	18	215
TRUMBULL	4	15	47	155	1	0	0	6	0	1	0	229
TUSCARAWAS	2	0	0	17	0	0	0	2	0	0	0	21
UNION	0	0	1	6	0	0	0	0	0	0	1	8
VAN WERT	0	0	4	0	0	0	0	0	0	0	0	4
VINTON	0	2	1	2	0	0	0	0	0	0	1	6
WARREN	1	1	4	3	0	0	0	0	0	0	0	9
WASHINGTON	0	0	4	2	0	0	0	2	0	0	0	8
WAYNE	1	0	11	1	1	0	0	0	0	0	1	15
WILLIAMS	0	0	2	2	0	0	0	0	0	0	0	4
WOOD	0	0	14	3	0	0	0	1	0	0	1	19
WYANDOT	0	0	4	0	0	0	0	0	0	0	0	4

STATEWIDE 102 148 1,001 1,203 192 222 8 205 2 14 153 3,250

**COURTS OF COMMON PLEAS - GENERAL DIVISION
FORECLOSURES OVERALL CASELOADS
1992**

COUNTY	CASES PENDING JANUARY 1	NEW FILINGS	REACTIVATIONS AND TRANSFERS	TOTAL CASES	TOTAL TERMIN- ATIONS	% NET INCREASE IN CASELOAD	CASES PENDING DECEMBER 31	CASES PENDING BEYOND TIME GUIDELINES
ADAMS	15	23	0	38	27	-26.7%	11	4
ALLEN	121	262	20	403	270	9.9%	133	1
ASHLAND	15	28	1	44	30	-6.7%	14	0
ASHTABULA	95	157	8	260	174	-9.5%	86	8
ATHENS	25	32	5	62	41	-16.0%	21	3
AUGLAIZE	10	48	2	60	49	10.0%	11	0
BELMONT	19	57	8	84	54	57.9%	30	3
BROWN	18	38	2	58	47	-38.9%	11	3
BUTLER	236	580	24	840	643	-16.5%	197	10
CARROLL	15	35	1	51	43	-46.7%	8	0
CHAMPAIGN	42	49	7	98	52	9.5%	46	17
CLARK	70	175	4	249	174	7.1%	75	1
CLERMONT	101	260	7	368	275	-7.9%	93	8
CLINTON	24	39	6	69	41	16.7%	28	6
COLUMBIANA	74	104	5	183	122	-17.6%	61	0
COSHOCTON	13	58	3	74	54	53.8%	20	0
CRAWFORD	27	76	3	106	75	14.8%	31	0
CUYAHOGA	974	4,143	248	5,365	4,647	-26.3%	718	125
DARKE	17	47	0	64	50	-17.6%	14	1
DEFLANCE	28	52	2	82	63	-32.1%	19	0
DELAWARE	103	121	8	232	150	-20.4%	82	5
ERIE	40	101	10	151	103	20.0%	48	0
FAIRFIELD	63	119	9	191	150	-34.9%	41	3
FAYETTE	15	36	6	57	29	86.7%	28	0
FRANKLIN	1,025	1,891	126	3,042	2,278	-25.5%	764	48
FULTON	15	29	3	47	40	-53.3%	7	0
GALLIA	8	50	1	59	30	262.5%	29	0
GEAUGA	66	121	7	194	142	-21.2%	52	4
GREENE	71	201	12	284	223	-14.1%	61	0
GUERNSEY	26	72	2	100	83	-34.6%	17	0
HAMILTON	785	1,968	96	2,849	2,117	-6.8%	732	92
HANCOCK	48	75	14	137	103	-29.2%	34	4
HARDIN	11	41	1	53	46	-36.4%	7	2
HARRISON	9	13	0	22	14	-11.1%	8	3
HENRY	3	29	0	32	15	466.7%	17	0
HIGHLAND	20	35	0	55	27	40.0%	28	0
HOCKING	15	60	5	80	64	6.7%	16	0
HOLMES	11	11	0	22	21	-90.9%	1	0
HURON	54	68	12	134	98	-33.3%	36	0
JACKSON	20	55	4	79	54	25.0%	25	2
JEFFERSON	20	47	5	72	57	-25.0%	15	0
KNOX	157	251	77	485	426	-62.4%	59	0
LAKE	197	436	19	652	470	-7.6%	182	14
LAWRENCE	57	163	40	260	219	-28.1%	41	1
LICKING	67	152	15	234	171	-6.0%	63	1
LOGAN	43	75	0	118	77	-4.7%	41	3
LORAIN	161	625	88	874	674	24.2%	200	24
LUCAS	535	1,036	68	1,639	1,185	-15.1%	454	16
MADISON	22	48	5	75	65	-54.5%	10	0
MAHONING	296	467	9	772	508	-10.8%	264	37
MARION	63	121	12	196	134	-1.6%	62	5
MEDINA	65	138	3	206	139	3.1%	67	12
MEIGS	57	36	10	103	95	-86.0%	8	2
MERCER	18	27	3	48	40	-55.6%	8	0
MIAMI	47	94	9	150	113	-21.3%	37	2
MONROE	3	14	1	18	11	133.3%	7	0
MONTGOMERY	320	888	86	1,294	991	-5.3%	303	10

**COURTS OF COMMON PLEAS - GENERAL DIVISION
FORECLOSURES OVERALL CASELOADS (continued)
1992**

COUNTY	CASES PENDING JANUARY 1	NEW FILINGS	REACTIVATIONS AND TRANSFERS	TOTAL CASES	TOTAL TERMIN- ATIONS	% NET INCREASE IN CASELOAD	CASES PENDING DECEMBER 31	CASES PENDING BEYOND TIME GUIDELINES
MORGAN	8	11	0	19	15	-50.0%	4	0
MORROW	73	105	1	179	79	37.0%	100	30
MUSKINGUM	47	137	2	186	135	8.5%	51	6
NOBLE	7	8	2	17	10	0.0%	7	2
OTTAWA	45	68	2	115	90	-44.4%	25	5
PAULDING	14	23	1	38	25	-7.1%	13	0
PERRY	7	38	3	48	40	14.3%	8	0
PICKAWAY	17	32	3	52	39	-23.5%	13	2
PIKE	20	36	0	56	37	-5.0%	19	0
PORTAGE	306	332	0	638	491	-52.0%	147	15
PREBLE	68	142	5	215	186	-57.4%	29	1
PUTNAM	5	18	0	23	14	80.0%	9	1
RICHLAND	93	137	12	242	188	-41.9%	54	2
ROSS	29	115	3	147	125	-24.1%	22	1
SANDUSKY	34	55	5	94	59	2.9%	35	4
SCIOTO	68	89	0	157	112	-33.8%	45	4
SENECA	45	55	6	106	74	-28.9%	32	5
SHELBY	18	50	0	68	50	0.0%	18	1
STARK	181	418	24	623	492	-27.6%	131	4
SUMMIT	307	711	61	1,079	832	-19.5%	247	16
TRUMBULL	163	296	21	480	344	-16.6%	136	30
TUSCARAWAS	53	66	2	121	79	-20.8%	42	7
UNION	23	44	3	70	56	-39.1%	14	0
VAN WERT	14	26	12	52	42	-28.6%	10	1
VINTON	13	7	6	26	18	-38.5%	8	0
WARREN	101	145	23	269	203	-34.7%	66	3
WASHINGTON	34	69	5	108	68	17.6%	40	5
WAYNE	27	90	4	121	98	-14.8%	23	0
WILLIAMS	8	18	0	26	22	-50.0%	4	0
WOOD	66	127	21	214	176	-42.4%	38	1
WYANDOT	7	20	1	28	20	14.3%	8	0
STATEWIDE	8,376	19,465	1,350	29,191	22,312	-17.9%	6,879	626

COURTS OF COMMON PLEAS - GENERAL DIVISION
FORECLOSURES TERMINATIONS
1992

COUNTY	JURY TRIAL	COURT TRIAL	SETTLED OR DISMISSED PRE TRIAL	DISMISSAL	DISMISSAL FOR WANT OF PROSECUTION	DE-FULT	DIVERSION OR ARBITRATION	TRANS-FERRED OUT	PRIVATE JUDGE REFERRAL	BANKRUPTCY STAY/INTERLOCUTORY APPEAL	OTHER TERMINATIONS	TOTAL TERMINATIONS
ADAMS	0	0	0	15	0	9	0	0	0	3	0	27
ALLEN	0	6	102	6	3	0	0	2	0	23	128	270
ASHLAND	0	0	0	9	0	21	0	0	0	0	0	30
ASHTABULA	2	4	17	24	1	103	0	0	0	8	15	174
ATHENS	0	2	0	20	0	5	0	7	0	2	5	41
AUGLAIZE	0	0	3	13	1	23	0	0	0	3	6	49
BELMONT	0	0	0	14	0	1	0	1	0	3	35	54
BROWN	0	0	15	11	0	19	0	0	0	2	0	47
BUTLER	2	1	111	143	12	247	2	3	0	31	91	643
CARROLL	0	0	7	7	0	25	0	0	0	3	1	43
CHAMPAIGN	0	0	17	12	0	19	0	0	0	2	2	52
CLARK	0	5	39	29	9	74	0	0	0	7	11	174
CLERMONT	0	18	25	116	0	75	3	1	0	11	26	275
CLINTON	0	15	1	15	0	0	2	0	0	4	4	41
COLUMBIANA	1	1	24	13	3	28	0	1	0	16	35	122
COSHOCTON	0	0	0	12	0	32	0	0	0	3	7	54
CRAWFORD	0	0	3	37	1	26	0	0	0	2	6	75
CUYAHOGA	4	4,203	14	122	175	32	9	49	0	21	18	4,647
DARKE	0	5	25	3	0	13	0	0	0	4	0	50
DEFIANCE	0	32	5	25	0	0	0	0	0	1	0	63
DELAWARE	0	34	1	84	3	0	0	0	0	26	2	150
ERIE	0	1	8	34	0	35	0	2	0	4	19	103
FAIRFIELD	2	1	10	39	1	70	0	0	0	9	18	150
FAYETTE	0	4	1	5	0	18	0	0	0	0	1	29
FRANKLIN	0	3	154	578	30	1,039	2	12	0	104	356	2,278
FULTON	0	0	1	13	0	9	0	2	0	11	4	40
GALLIA	0	5	1	7	0	7	0	2	0	2	6	30
GAUGA	1	5	32	30	3	23	0	2	0	6	40	142
GREENE	0	0	2	97	0	102	0	4	0	13	5	223
GUERNSEY	0	0	1	23	0	54	0	1	0	1	3	83
HAMILTON	1	23	359	643	33	792	20	39	0	81	126	2,117
HANCOCK	1	3	14	25	2	45	0	5	0	8	0	103
HARDIN	0	2	0	12	0	22	0	0	0	9	1	46
HARRISON	0	0	2	4	0	6	0	0	0	2	0	14
HENRY	0	0	4	3	0	8	0	0	0	0	0	15
HIGHLAND	0	18	0	7	0	1	0	0	0	1	0	27
HOCKING	0	0	10	23	0	28	0	0	0	3	0	64
HOLMES	0	2	2	4	0	9	0	0	0	2	2	21
HURON	0	4	20	1	1	50	2	0	0	13	7	98
JACKSON	0	1	3	10	0	12	0	0	0	6	22	54
JEFFERSON	0	0	13	16	3	19	0	1	0	0	5	57
KNOX	1	211	8	21	0	160	0	0	0	14	11	426
LAKE	1	4	25	143	8	207	1	1	0	29	51	470
LAWRENCE	0	0	4	50	73	37	0	33	0	5	17	219
LICKING	0	0	12	59	1	29	0	6	0	23	41	171
LOGAN	0	0	31	4	1	31	0	0	0	8	2	77
LORAIN	0	4	165	137	7	233	0	1	0	59	68	674
LUCAS	0	0	116	184	12	611	8	44	0	54	156	1,185
MADISON	0	0	51	7	0	1	0	0	0	5	1	65
MAHONING	0	18	35	103	1	305	1	3	0	38	4	508
MARION	0	27	9	31	0	48	0	4	0	8	7	134
MEDINA	0	7	24	39	2	34	0	1	0	9	23	139
MEIGS	1	18	12	41	4	8	0	0	0	4	7	95
MERCER	0	0	13	8	0	14	0	0	0	2	3	40
MIAMI	0	0	6	26	1	30	0	0	0	15	35	113
MONROE	0	10	0	1	0	0	0	0	0	0	0	11
MONTGOMERY	1	2	10	238	24	505	0	14	0	99	98	991

COURTS OF COMMON PLEAS - GENERAL DIVISION
FORECLOSURES TERMINATIONS (continued)
1992

COUNTY	JURY TRIAL	COURT TRIAL	SETTLED OR DISMISSED PRE TRIAL	DISMISSAL	DISMISSAL FOR WANT OF PROSECUTION	DE-FULT	DIVERSION OR ARBITRATION	TRANSFERRED OUT	PRIVATE JUDGE REFERRAL	BANKRUPTCY STAY/INTERLOCUTORY APPEAL	OTHER TERMINATIONS	TOTAL TERMINATIONS
MORGAN	0	10	1	0	1	3	0	0	0	0	0	15
MORROW	0	0	9	30	0	32	0	0	0	8	0	79
MUSKINGUM	0	0	7	32	0	83	0	0	0	9	4	135
NOBLE	0	0	1	2	0	1	0	0	0	3	3	10
OTTAWA	0	1	13	15	3	40	0	0	0	6	12	90
PAULDING	0	2	10	1	0	7	0	0	0	0	5	25
PERRY	0	0	13	0	0	12	0	0	0	3	12	40
PICKAWAY	0	14	0	21	0	2	0	0	0	0	2	39
PIKE	0	0	4	15	0	13	0	0	0	2	3	37
PORTAGE	0	16	4	68	5	381	2	2	0	13	0	491
PREBLE	1	0	0	75	0	96	0	0	0	7	7	186
PUTNAM	0	1	2	2	0	3	0	0	0	4	2	14
RICHLAND	0	0	34	15	0	96	0	1	0	11	31	188
ROSS	0	1	2	42	0	57	0	0	0	8	15	125
SANDUSKY	0	1	3	24	0	2	0	0	0	5	24	59
SCIOTO	0	0	3	26	2	58	2	5	0	6	10	112
SENECA	0	0	13	26	1	24	0	0	0	8	2	74
SHELBY	0	5	0	12	1	29	0	0	0	3	0	50
STARK	0	3	13	96	7	286	0	4	0	24	59	492
SUMMIT	1	3	74	140	12	380	10	4	0	62	146	632
TRUMBULL	0	145	3	109	0	57	0	6	0	24	0	344
TUSCARAWAS	0	2	0	25	0	13	0	0	0	8	31	79
UNION	0	14	7	6	0	18	1	2	0	6	2	56
VAN WERT	0	11	9	3	2	12	1	0	0	1	3	42
VINTON	0	1	1	2	1	4	0	0	0	1	8	18
WARREN	0	6	46	31	0	42	0	0	0	12	66	203
WASHINGTON	0	2	7	31	0	12	0	0	0	2	14	68
WAYNE	1	2	14	20	2	45	0	0	0	6	8	98
WILLIAMS	0	0	0	13	0	9	0	0	0	0	0	22
WOOD	0	3	11	45	5	57	0	12	0	14	29	176
WYANDOT	0	0	2	6	0	7	0	0	0	0	5	20
STATEWIDE	21	4,942	1,873	4,329	457	7,235	66	277	0	1,078	2,034	22,312

**COURTS OF COMMON PLEAS - GENERAL DIVISION
ADMINISTRATIVE APPEAL OVERALL CASELOADS
1992**

COUNTY	CASES PENDING JANUARY 1	NEW FILINGS	REACTIVATIONS AND TRANSFERS	TOTAL CASES	TOTAL TERMIN- ATIONS	% NET INCREASE IN CASELOAD	CASES PENDING DECEMBER 31	CASES PENDING BEYOND TIME GUIDELINES
ADAMS	1	2	0	3	1	100.0%	2	0
ALLEN	3	13	1	17	9	166.7%	8	0
ASHLAND	0	0	0	0	0	0.0%	0	0
ASHTABULA	28	16	0	44	36	-71.4%	8	5
ATHENS	17	15	1	33	14	11.8%	19	11
AUGLAIZE	0	8	0	8	4	-	4	0
BELMONT	7	16	1	24	11	85.7%	13	3
BROWN	1	7	0	8	4	300.0%	4	2
BUTLER	21	44	7	72	46	23.8%	26	14
CARROLL	1	0	0	1	1	-100.0%	0	0
CHAMPAIGN	4	1	0	5	4	-75.0%	1	1
CLARK	15	23	0	38	23	0.0%	15	7
CLERMONT	3	11	0	14	7	133.3%	7	0
CLINTON	2	5	0	7	2	150.0%	5	1
COLUMBIANA	7	8	3	18	14	-42.9%	4	0
COSHOCTON	1	5	0	6	4	100.0%	2	0
CRAWFORD	2	8	0	10	5	150.0%	5	0
CUYAHOGA	180	239	21	440	227	18.3%	213	114
DARKE	2	5	0	7	5	0.0%	2	2
DEFIANCE	4	2	0	6	6	-100.0%	0	0
DELAWARE	13	9	0	22	11	-15.4%	11	1
ERIE	12	8	2	22	10	0.0%	12	0
FAIRFIELD	9	8	0	17	11	-33.3%	6	1
FAYETTE	4	1	0	5	3	-50.0%	2	0
FRANKLIN	238	372	38	648	391	8.0%	257	49
FULTON	2	15	0	17	9	300.0%	8	0
GALLIA	3	5	0	8	5	0.0%	3	0
GEAUGA	5	24	2	31	23	60.0%	8	0
GREENE	3	7	2	12	6	100.0%	6	0
GUERNSEY	1	6	0	7	3	300.0%	4	0
HAMILTON	94	121	5	220	137	-11.7%	83	20
HANCOCK	5	4	0	9	3	20.0%	6	4
HARDIN	3	2	0	5	3	-33.3%	2	0
HARRISON	13	5	0	18	15	-76.9%	3	2
HENRY	0	0	0	0	0	0.0%	0	0
HIGHLAND	13	3	0	16	3	0.0%	13	8
HOCKING	0	2	0	2	0	-	2	0
HOLMES	2	4	0	6	3	50.0%	3	0
HURON	1	6	0	7	6	0.0%	1	0
JACKSON	1	1	0	2	2	-100.0%	0	0
JEFFERSON	3	8	1	12	8	33.3%	4	0
KNOX	0	4	0	4	1	-	3	0
LAKE	31	31	3	65	39	-16.1%	26	11
LAWRENCE	5	5	0	10	8	-60.0%	2	2
LICKING	6	5	2	13	10	-50.0%	3	0
LOGAN	4	10	0	14	10	0.0%	4	0
LORAIN	0	3	6	9	6	-	3	2
LUCAS	78	77	24	179	101	0.0%	78	8
MADISON	1	7	1	9	8	0.0%	1	0
MAHONING	90	47	4	141	86	-38.9%	55	31
MARION	2	8	2	12	8	100.0%	4	0
MEDINA	17	28	0	45	14	82.4%	31	18
MEIGS	2	6	1	9	7	0.0%	2	1
MERCER	11	3	0	14	5	-18.2%	9	8
MIAMI	4	3	0	7	4	-25.0%	3	0
MONROE	0	0	0	0	0	0.0%	0	0
MONTGOMERY	46	111	6	163	100	37.0%	63	7

COURTS OF COMMON PLEAS - GENERAL DIVISION
ADMINISTRATIVE APPEAL OVERALL CASELOADS (continued)
1992

COUNTY	CASES PENDING JANUARY 1	NEW FILINGS	REACTIVATIONS AND TRANSFERS	TOTAL CASES	TOTAL TERMIN- ATIONS	% NET INCREASE IN CASELOAD	CASES PENDING DECEMBER 31	CASES PENDING BEYOND TIME GUIDELINES
MORGAN	2	5	0	7	1	200.0%	6	0
MORROW	4	5	0	9	2	75.0%	7	5
MUSKINGUM	3	11	1	15	6	200.0%	9	2
NOBLE	0	3	0	3	0	-	3	0
OTTAWA	10	10	1	21	7	40.0%	14	6
PAULDING	2	0	0	2	2	-100.0%	0	0
PERRY	2	5	0	7	6	-50.0%	1	0
PICKAWAY	7	4	0	11	11	-100.0%	0	0
PIKE	0	2	0	2	1	-	1	0
PORTAGE	21	35	0	56	23	57.1%	33	14
PREBLE	5	7	0	12	6	20.0%	6	1
PUTNAM	0	4	0	4	3	-	1	0
RICHLAND	9	15	1	25	20	-44.4%	5	0
ROSS	4	8	0	12	8	0.0%	4	0
SANDUSKY	2	15	0	17	6	450.0%	11	4
SCIOTO	10	11	1	22	16	-40.0%	6	3
SENECA	3	5	0	8	3	66.7%	5	1
SHELBY	3	9	1	13	9	33.3%	4	1
STARK	25	40	0	65	45	-20.0%	20	1
SUMMIT	42	132	13	187	131	33.3%	56	12
TRUMBULL	11	14	0	25	13	9.1%	12	6
TUSCARAWAS	6	4	0	10	7	-50.0%	3	0
UNION	3	9	0	12	8	33.3%	4	0
VAN WERT	0	6	0	6	6	0.0%	0	0
VINTON	1	3	0	4	2	100.0%	2	0
WARREN	13	14	2	29	20	-30.8%	9	4
WASHINGTON	4	4	0	8	4	0.0%	4	3
WAYNE	3	6	1	10	7	0.0%	3	0
WILLIAMS	0	8	0	8	2	-	6	2
WOOD	5	11	3	19	10	80.0%	9	0
WYANDOT	0	2	0	2	1	-	1	0
STATEWIDE	1,221	1,794	157	3,172	1,868	6.8%	1,304	398

COURTS OF COMMON PLEAS - GENERAL DIVISION
ADMINISTRATIVE APPEAL TERMINATIONS

1992

COUNTY	JURY TRIAL	COURT TRIAL	SETTLED OR DISMISSED PRE TRIAL	DISMISSAL	DISMISSAL FOR WANT OF PROSECUTION	DEFECTIVE FAULT	DIVERSION OR ARBITRATION	TRANSFERRED OUT	PRIVATE JUDGE REFERRAL	BANKRUPTCY STAY/INTERLOCUTORY APPEAL	OTHER TERMINATIONS	TOTAL TERMINATIONS
ADAMS	0	0	0	1	0	0	0	0	0	0	0	1
ALLEN	1	6	0	1	0	0	0	1	0	0	0	9
ASHLAND	0	0	0	0	0	0	0	0	0	0	0	0
ASHTABULA	1	5	4	6	3	2	0	0	0	0	15	36
ATHENS	0	0	0	12	0	0	0	1	0	0	1	14
AUGLAIZE	0	0	1	0	0	0	0	0	0	0	3	4
BELMONT	0	1	0	3	0	0	0	1	0	0	6	11
BROWN	0	0	4	0	0	0	0	0	0	0	0	4
BUTLER	1	3	7	7	1	1	0	10	0	2	14	46
CARROLL	0	1	0	0	0	0	0	0	0	0	0	1
CHAMPAIGN	0	2	0	2	0	0	0	0	0	0	0	4
CLARK	0	3	11	1	2	0	0	0	0	0	6	23
CLERMONT	0	3	1	3	0	0	0	0	0	0	0	7
CLINTON	0	0	1	1	0	0	0	0	0	0	0	2
COLUMBIANA	0	1	6	1	0	0	0	2	0	0	4	14
COSHOCTON	0	2	0	1	0	0	0	0	0	0	1	4
CRAWFORD	0	0	0	1	0	0	0	0	0	0	4	5
CUYAHOGA	1	92	0	56	47	0	2	22	0	0	7	227
DARKE	0	4	1	0	0	0	0	0	0	0	0	5
DEFIANCE	0	1	1	2	0	0	0	0	0	0	2	6
DELAWARE	0	7	2	2	0	0	0	0	0	0	0	11
ERIE	0	0	1	2	0	0	0	3	0	0	4	10
FAIRFIELD	0	0	3	2	0	0	0	0	0	0	6	11
FAYETTE	0	1	0	0	0	0	0	0	0	0	2	3
FRANKLIN	0	3	37	119	21	10	1	13	0	10	177	391
FULTON	0	0	0	5	0	0	0	0	0	0	4	9
GALLIA	0	1	0	1	0	0	0	2	0	0	1	5
GEAUGA	0	2	9	2	0	0	0	0	0	0	10	23
GREENE	0	0	1	0	0	0	0	2	0	0	3	6
GUERNSEY	0	0	0	2	0	0	0	0	0	0	1	3
HAMILTON	0	18	31	39	1	5	1	5	0	2	35	137
HANCOCK	0	1	0	2	0	0	0	0	0	0	0	3
HARDIN	0	0	1	1	0	0	0	0	0	0	1	3
HARRISON	2	0	13	0	0	0	0	0	0	0	0	15
HENRY	0	0	0	0	0	0	0	0	0	0	0	0
HIGHLAND	0	2	0	1	0	0	0	0	0	0	0	3
HOCKING	0	0	0	0	0	0	0	0	0	0	0	0
HOLMES	0	0	1	1	1	0	0	0	0	0	0	3
HURON	0	0	3	2	0	0	0	0	0	0	1	6
JACKSON	0	0	0	1	0	0	0	1	0	0	0	2
JEFFERSON	0	0	2	3	1	0	0	0	0	0	2	8
KNOX	0	0	0	1	0	0	0	0	0	0	0	1
LAKE	0	0	8	17	3	0	0	1	0	0	10	39
LAWRENCE	0	7	0	0	0	1	0	0	0	0	0	8
LICKING	0	1	0	4	0	0	0	1	0	0	4	10
LOGAN	0	4	2	2	0	0	0	0	0	0	2	10
LORAIN	0	0	0	2	0	0	0	0	0	0	4	6
LUCAS	0	2	26	39	0	1	0	14	0	2	17	101
MADISON	0	1	3	3	0	0	0	0	0	1	0	8
MAHONING	0	15	34	24	1	3	0	4	0	0	5	86
MARION	0	5	1	1	0	0	0	0	0	0	1	8
MEDINA	0	1	6	3	0	2	0	1	0	1	0	14
MEIGS	0	3	2	0	0	0	0	0	0	0	2	7
MERCER	0	1	1	0	0	0	0	0	0	0	3	5
MIAMI	0	0	0	4	0	0	0	0	0	0	0	4
MONROE	0	0	0	0	0	0	0	0	0	0	0	0
MONTGOMERY	1	3	0	34	6	47	0	5	0	3	1	100

COURTS OF COMMON PLEAS - GENERAL DIVISION
 ADMINISTRATIVE APPEAL TERMINATIONS (continued)
 1992

COUNTY	JURY TRIAL	COURT TRIAL	SETTLED OR DISMISSED PRE TRIAL	DISMISSAL MISSAL	DISMISSAL FOR WANT OF PROSECUTION	DE-FULT	DIVERSION OR ARBITRATION	TRANS-FERRED OUT	PRIVATE JUDGE REFERRAL	BANKRUPTCY STAY/INTERLOCUTORY APPEAL	OTHER TERMINATIONS	TOTAL TERMINATIONS
MORGAN	0	0	1	0	0	0	0	0	0	0	0	1
MORROW	0	0	0	1	1	0	0	0	0	0	0	2
MUSKINGUM	0	0	0	3	1	1	0	0	0	0	1	6
NOBLE	0	0	0	0	0	0	0	0	0	0	0	0
OTTAWA	0	1	1	2	0	0	0	1	0	0	2	7
PAULDING	0	0	1	0	1	0	0	0	0	0	0	2
PERRY	0	1	2	0	0	0	0	0	0	0	3	6
PICKAWAY	0	6	0	3	0	0	0	0	0	0	2	11
PIKE	0	1	0	0	0	0	0	0	0	0	0	1
PORTAGE	0	8	2	10	0	1	0	2	0	0	0	23
PREBLE	1	2	0	2	0	0	0	1	0	0	0	6
PUTNAM	0	0	0	3	0	0	0	0	0	0	0	3
RICHLAND	1	1	12	1	0	0	0	0	0	0	5	20
ROSS	0	0	0	1	0	0	0	0	0	0	7	8
SANDUSKY	0	0	1	1	0	0	0	2	0	0	2	6
SCIOTO	0	0	0	2	0	0	0	1	0	0	13	16
SENECA	0	0	2	0	0	0	0	0	0	0	1	3
SHELBY	0	3	0	6	0	0	0	0	0	0	0	9
STARK	0	6	4	18	0	0	0	1	0	0	16	45
SUMMIT	0	3	29	42	3	1	0	5	0	4	44	131
TRUMBULL	0	5	0	6	0	0	0	2	0	0	0	13
TUSCARAWAS	0	3	0	1	0	0	0	0	0	0	3	7
UNION	0	2	1	2	0	0	0	3	0	0	0	8
VAN WERT	0	2	0	0	0	0	0	2	0	0	2	6
VINTON	0	0	0	2	0	0	0	0	0	0	0	2
WARREN	1	4	4	6	0	0	0	0	0	0	5	20
WASHINGTON	0	2	0	2	0	0	0	0	0	0	0	4
WAYNE	0	1	0	2	0	0	0	0	0	0	4	7
WILLIAMS	0	0	0	1	0	0	0	1	0	0	0	2
WOOD	0	0	3	1	0	0	0	2	0	0	4	10
WYANDOT	0	0	0	0	0	0	0	0	0	0	1	1
STATEWIDE	10	253	287	535	93	75	4	112	0	25	474	1,868

**COURTS OF COMMON PLEAS - GENERAL DIVISION
COMPLEX LITIGATION OVERALL CASELOADS
1992**

COUNTY	CASES PENDING JANUARY 1	NEW FILINGS	REACTIVATIONS AND TRANSFERS	TOTAL CASES	TOTAL TERMIN- ATIONS	% NET INCREASE IN CASELOAD	CASES PENDING DECEMBER 31	CASES PENDING BEYOND TIME GUIDELINES
ADAMS	0	0	0	0	0	0.0%	0	0
ALLEN	0	0	0	0	0	0.0%	0	0
ASHLAND	1	0	1	2	1	0.0%	1	0
ASHTABULA	0	0	4	4	1	-	3	0
ATHENS	0	0	0	0	0	0.0%	0	0
AUGLAIZE	2	0	0	2	2	-100.0%	0	0
BELMONT	0	0	8	8	1	-	7	0
BROWN	0	0	0	0	0	0.0%	0	0
BUTLER	1	0	1	2	1	0.0%	1	0
CARROLL	0	0	0	0	0	0.0%	0	0
CHAMPAIGN	0	0	0	0	0	0.0%	0	0
CLARK	0	0	0	0	0	0.0%	0	0
CLERMONT	0	0	0	0	0	0.0%	0	0
CLINTON	4	0	1	5	2	-25.0%	3	1
COLUMBIANA	0	0	0	0	0	0.0%	0	0
COSHOCTON	0	0	0	0	0	0.0%	0	0
CRAWFORD	0	0	0	0	0	0.0%	0	0
CUYAHOGA	78	0	92	170	84	10.3%	86	1
DARKE	0	0	0	0	0	0.0%	0	0
DEFIANCE	1	0	0	1	0	0.0%	1	0
DELAWARE	0	0	0	0	0	0.0%	0	0
ERIE	18	0	0	18	6	-33.3%	12	0
FAIRFIELD	0	0	0	0	0	0.0%	0	0
FAYETTE	3	0	0	3	3	-100.0%	0	0
FRANKLIN	9	0	5	14	5	0.0%	9	1
FULTON	2	0	0	2	0	0.0%	2	0
GALLIA	0	0	1	1	0	-	1	0
GEAUGA	0	0	0	0	0	0.0%	0	0
GREENE	0	0	0	0	0	0.0%	0	0
GUERNSEY	21	0	1	22	1	0.0%	21	2
HAMILTON	27	0	1	28	4	-11.1%	24	3
HANCOCK	6	0	5	11	8	-50.0%	3	0
HARDIN	1	0	1	2	1	0.0%	1	0
HARRISON	2	0	2	4	1	50.0%	3	0
HENRY	0	0	0	0	0	0.0%	0	0
HIGHLAND	0	0	0	0	0	0.0%	0	0
HOCKING	0	0	0	0	0	0.0%	0	0
HOLMES	0	0	0	0	0	0.0%	0	0
HURON	10	0	12	22	15	-30.0%	7	0
JACKSON	0	0	0	0	0	-	0	0
JEFFERSON	3	0	20	23	4	533.3%	19	0
KNOX	1	0	0	1	1	-100.0%	0	0
LAKE	1	0	0	1	0	0.0%	1	1
LAWRENCE	1	0	0	1	1	-100.0%	0	0
LICKING	0	0	3	3	1	-	2	0
LOGAN	1	0	4	5	1	300.0%	4	0
LORAIN	3	0	0	3	2	-66.7%	1	0
LUCAS	60	0	21	81	28	-11.7%	53	8
MADISON	0	0	0	0	0	0.0%	0	0
MAHONING	5	0	3	8	5	-40.0%	3	0
MARION	0	0	0	0	0	0.0%	0	0
MEDINA	2	0	3	5	3	0.0%	2	0
MEIGS	1	0	1	2	1	0.0%	1	0
MERCER	0	0	0	0	0	0.0%	0	0
MIAMI	0	0	0	0	0	0.0%	0	0
MONROE	2	0	0	2	2	-100.0%	0	0
MONTGOMERY	17	0	5	22	8	-17.6%	14	7

COURTS OF COMMON PLEAS - GENERAL DIVISION
COMPLEX LITIGATION OVERALL CASELOADS (con'tinued)
1992

COUNTY	CASES PENDING JANUARY 1	NEW FILINGS	REACTIVATIONS AND TRANSFERS	TOTAL CASES	TOTAL TERMIN- ATIONS	% NET INCREASE IN CASELOAD	CASES PENDING DECEMBER 31	CASES PENDING BEYOND TIME GUIDELINES
MORGAN	1	0	0	1	1	-100.0%	0	0
MORROW	0	0	0	0	0	0.0%	0	0
MUSKINGUM	0	0	0	0	0	0.0%	0	0
NOBLE	0	0	0	0	0	0.0%	0	0
OTTAWA	7	0	2	9	0	28.6%	9	0
PAULDING	0	0	0	0	0	0.0%	0	0
PERRY	1	0	1	2	1	0.0%	1	0
PICKAWAY	2	0	0	2	1	-50.0%	1	0
PIKE	0	0	0	0	0	0.0%	0	0
PORTAGE	0	0	0	0	0	0.0%	0	0
PREBLE	0	0	0	0	0	0.0%	0	0
PUTNAM	0	0	0	0	0	0.0%	0	0
RICHLAND	0	0	1	1	0	-	1	0
ROSS	1	0	2	3	0	200.0%	3	1
SANDUSKY	0	0	0	0	0	0.0%	0	0
SCIOTO	0	0	0	0	0	-	0	0
SENECA	0	0	0	0	0	0.0%	0	0
SHELBY	0	0	0	0	0	0.0%	0	0
STARK	0	0	1	1	0	-	1	0
SUMMIT	0	0	3	3	0	-	3	1
TRUMBULL	4	0	1	5	4	-75.0%	1	0
TUSCARAWAS	0	0	0	0	0	0.0%	0	0
UNION	0	0	1	1	0	-	1	0
VAN WERT	2	0	0	2	0	0.0%	2	0
VINTON	0	0	0	0	0	0.0%	0	0
WARREN	0	0	0	0	0	0.0%	0	0
WASHINGTON	29	0	56	85	5	175.9%	80	21
WAYNE	2	0	2	4	3	-50.0%	1	0
WILLIAMS	0	0	0	0	0	0.0%	0	0
WOOD	1	0	0	1	1	-100.0%	0	0
WYANDOT	0	0	0	0	0	0.0%	0	0
STATEWIDE	333	0	265	598	209	16.8%	389	47

COURTS OF COMMON PLEAS - GENERAL DIVISION
 COMPLEX LITIGATION TERMINATIONS
 1992

COUNTY	JURY TRIAL	COURT TRIAL	SETTLED OR		DISMISSAL		DIVERSION OR ARBITRATION	TRANS-FERRED OUT	PRIVATE JUDGE REFERRAL	BANKRUPTCY STAY/INTERLOCUTORY APPEAL	OTHER TERMINATIONS	TOTAL TERMINATIONS
			DISMISSED PRE TRIAL	DISMISSAL	FOR WANT OF PROSECUTION	DE-FULT						
ADAMS	0	0	0	0	0	0	0	0	0	0	0	0
ALLEN	0	0	0	0	0	0	0	0	0	0	0	0
ASHLAND	0	0	1	0	0	0	0	0	0	0	0	1
ASHTABULA	0	0	1	0	0	0	0	0	0	0	0	1
ATHENS	0	0	0	0	0	0	0	0	0	0	0	0
AUGLAIZE	0	0	0	0	0	0	0	0	0	0	2	2
BELMONT	0	0	1	0	0	0	0	0	0	0	0	1
BROWN	0	0	0	0	0	0	0	0	0	0	0	0
BUTLER	1	0	0	0	0	0	0	0	0	0	0	1
CARROLL	0	0	0	0	0	0	0	0	0	0	0	0
CHAMPAIGN	0	0	0	0	0	0	0	0	0	0	0	0
CLARK	0	0	0	0	0	0	0	0	0	0	0	0
CLERMONT	0	0	0	0	0	0	0	0	0	0	0	0
CLINTON	0	0	1	0	0	0	0	0	0	0	1	2
COLUMBIANA	0	0	0	0	0	0	0	0	0	0	0	0
COSHOCTON	0	0	0	0	0	0	0	0	0	0	0	0
CRAWFORD	0	0	0	0	0	0	0	0	0	0	0	0
CUYAHOGA	3	21	1	25	18	0	0	13	0	0	3	84
DARKE	0	0	0	0	0	0	0	0	0	0	0	0
DEFIANCE	0	0	0	0	0	0	0	0	0	0	0	0
DELAWARE	0	0	0	0	0	0	0	0	0	0	0	0
ERIE	2	0	2	0	0	0	0	0	0	0	2	6
FAIRFIELD	0	0	0	0	0	0	0	0	0	0	0	0
FAYETTE	0	0	0	0	0	0	0	0	0	0	3	3
FRANKLIN	0	0	2	3	0	0	0	0	0	0	0	5
FULTON	0	0	0	0	0	0	0	0	0	0	0	0
GALLIA	0	0	0	0	0	0	0	0	0	0	0	0
GEAUGA	0	0	0	0	0	0	0	0	0	0	0	0
GREENE	0	0	0	0	0	0	0	0	0	0	0	0
GUERNSEY	0	0	1	0	0	0	0	0	0	0	0	1
HAMILTON	0	2	1	1	0	0	0	0	0	0	0	4
HANCOCK	1	1	3	1	0	0	0	0	0	0	2	8
HARDIN	1	0	0	0	0	0	0	0	0	0	0	1
HARRISON	0	0	1	0	0	0	0	0	0	0	0	1
HENRY	0	0	0	0	0	0	0	0	0	0	0	0
HIGHLAND	0	0	0	0	0	0	0	0	0	0	0	0
HOCKING	0	0	0	0	0	0	0	0	0	0	0	0
HOLMES	0	0	0	0	0	0	0	0	0	0	0	0
HURON	0	2	6	2	0	0	0	2	0	1	2	15
JACKSON	0	0	0	0	0	0	0	0	0	0	0	0
JEFFERSON	0	0	3	0	0	0	0	0	0	0	1	4
KNOX	0	0	1	0	0	0	0	0	0	0	0	1
LAKE	0	0	0	0	0	0	0	0	0	0	0	0
LAWRENCE	0	0	1	0	0	0	0	0	0	0	0	1
LICKING	0	0	0	1	0	0	0	0	0	0	0	1
LOGAN	0	0	0	0	0	0	0	1	0	0	0	1
LORAIN	0	1	1	0	0	0	0	0	0	0	0	2
LUCAS	1	0	12	3	1	0	0	4	0	2	5	28
MADISON	0	0	0	0	0	0	0	0	0	0	0	0
MAHONING	0	0	2	2	0	0	0	1	0	0	0	5
MARION	0	0	0	0	0	0	0	0	0	0	0	0
MEDINA	0	0	1	1	0	0	0	0	0	0	1	3
MEIGS	0	0	0	0	0	0	0	0	0	0	1	1
MERCER	0	0	0	0	0	0	0	0	0	0	0	0
MIAMI	0	0	0	0	0	0	0	0	0	0	0	0
MONROE	0	0	0	0	0	0	0	0	0	2	0	2
MONTGOMERY	0	0	0	2	0	0	0	1	0	2	3	8

COURTS OF COMMON PLEAS - GENERAL DIVISION
 COMPLEX LITIGATION TERMINATIONS (continued)
 1992

COUNTY	JURY TRIAL	COURT TRIAL	SETTLED OR DISMISSED PRE TRIAL	DISMISSAL	DISMISSAL FOR WANT OF PROSECUTION	DE-FULT	DIVERSION OR ARBITRATION	TRANS-FERRED OUT	PRIVATE JUDGE REFERRAL	BANKRUPTCY STAY/INTERLOC-UTORY APPEAL	OTHER TERMIN-ATIONS	TOTAL TERMIN-ATIONS
MORGAN	0	1	0	0	0	0	0	0	0	0	0	1
MORROW	0	0	0	0	0	0	0	0	0	0	0	0
MUSKINGUM	0	0	0	0	0	0	0	0	0	0	0	0
NOBLE	0	0	0	0	0	0	0	0	0	0	0	0
OTTAWA	0	0	0	0	0	0	0	0	0	0	0	0
PAULDING	0	0	0	0	0	0	0	0	0	0	0	0
PERRY	0	0	1	0	0	0	0	0	0	0	0	1
PICKAWAY	0	0	0	1	0	0	0	0	0	0	0	1
PIKE	0	0	0	0	0	0	0	0	0	0	0	0
PORTAGE	0	0	0	0	0	0	0	0	0	0	0	0
PREBLE	0	0	0	0	0	0	0	0	0	0	0	0
PUTNAM	0	0	0	0	0	0	0	0	0	0	0	0
RICHLAND	0	0	0	0	0	0	0	0	0	0	0	0
ROSS	0	0	0	0	0	0	0	0	0	0	0	0
SANDUSKY	0	0	0	0	0	0	0	0	0	0	0	0
SCIOTO	0	0	0	0	0	0	0	0	0	0	0	0
SENECA	0	0	0	0	0	0	0	0	0	0	0	0
SHELBY	0	0	0	0	0	0	0	0	0	0	0	0
STARK	0	0	0	0	0	0	0	0	0	0	0	0
SUMMIT	0	0	0	0	0	0	0	0	0	0	0	0
TRUMBULL	0	0	3	1	0	0	0	0	0	0	0	4
TUSCARAWAS	0	0	0	0	0	0	0	0	0	0	0	0
UNION	0	0	0	0	0	0	0	0	0	0	0	0
VAN WERT	0	0	0	0	0	0	0	0	0	0	0	0
VINTON	0	0	0	0	0	0	0	0	0	0	0	0
WARREN	0	0	0	0	0	0	0	0	0	0	0	0
WASHINGTON	1	0	3	1	0	0	0	0	0	0	0	5
WAYNE	0	0	3	0	0	0	0	0	0	0	0	3
WILLIAMS	0	0	0	0	0	0	0	0	0	0	0	0
WOOD	0	0	0	1	0	0	0	0	0	0	0	1
WYANDOT	0	0	0	0	0	0	0	0	0	0	0	0
STATEWIDE	10	28	52	45	19	0	0	22	0	7	26	209

**COURTS OF COMMON PLEAS - GENERAL DIVISION
OTHER CIVIL OVERALL CASELOADS
1992**

COUNTY	CASES PENDING JANUARY 1	NEW FILINGS	REACTIVATIONS AND TRANSFERS	TOTAL CASES	TOTAL TERMIN- ATIONS	% NET INCREASE IN CASELOAD	CASES PENDING DECEMBER 31	CASES PENDING BEYOND TIME GUIDELINES
ADAMS	53	123	8	184	132	-1.9%	52	10
ALLEN	117	235	19	371	258	-3.4%	113	4
ASHLAND	98	104	7	209	129	-18.4%	80	0
ASHTABULA	351	379	42	772	509	-25.1%	263	79
ATHENS	242	257	41	540	350	-21.5%	190	89
AUGLAIZE	42	75	3	120	95	-40.5%	25	0
BELMONT	181	280	16	477	306	-5.5%	171	64
BROWN	104	120	2	226	152	-28.8%	74	23
BUTLER	397	793	49	1,239	789	13.4%	450	82
CARROLL	28	108	0	136	100	28.6%	36	0
CHAMPAIGN	63	63	5	131	67	1.6%	64	31
CLARK	221	346	12	579	354	1.8%	225	22
CLERMONT	467	557	68	1,092	713	-18.8%	379	78
CLINTON	81	77	2	160	85	-7.4%	75	29
COLUMBIANA	192	497	28	717	507	9.4%	210	0
COSHOCTON	31	185	4	220	193	-12.9%	27	2
CRAWFORD	69	94	9	172	120	-24.6%	52	9
CUYAHOGA	4,324	6,662	261	11,247	6,966	-1.0%	4,281	829
DARKE	68	198	0	266	214	-23.5%	52	8
DEFIANCE	9	30	3	42	29	44.4%	13	1
DELAWARE	196	219	0	415	187	16.3%	228	101
ERIE	216	314	43	573	351	2.8%	222	0
FAIRFIELD	126	196	16	338	219	-5.6%	119	19
FAYETTE	72	76	2	150	83	-6.9%	67	0
FRANKLIN	2,797	4,701	344	7,842	4,988	2.0%	2,854	282
FULTON	71	157	4	232	169	-11.3%	63	0
GALLIA	44	97	7	148	88	36.4%	60	5
GEAUGA	158	318	25	501	344	-0.6%	157	8
GREENE	150	265	16	431	292	-7.3%	139	8
GUERNSEY	54	92	1	147	108	-27.8%	39	3
HAMILTON	2,244	2,800	318	5,362	3,316	-8.8%	2,046	566
HANCOCK	103	166	11	280	167	9.7%	113	20
HARDIN	28	56	3	87	63	-14.3%	24	5
HARRISON	40	50	1	91	55	-10.0%	36	9
HENRY	20	64	0	84	41	115.0%	43	4
HIGHLAND	112	133	1	246	132	1.8%	114	40
HOCKING	18	42	5	65	38	50.0%	27	2
HOLMES	25	102	6	133	97	44.0%	36	0
HURON	64	167	12	243	174	7.8%	69	6
JACKSON	53	97	2	152	99	0.0%	53	14
JEFFERSON	168	308	24	500	340	-4.8%	160	0
KNOX	68	112	13	193	139	-20.6%	54	0
LAKE	643	941	44	1,628	1,098	-17.6%	530	75
LAWRENCE	126	127	26	279	166	-10.3%	113	43
LICKING	137	380	32	549	418	-4.4%	131	6
LOGAN	73	152	0	225	161	-12.3%	64	1
LORAIN	659	959	43	1,661	1,026	-3.6%	635	117
LUCAS	928	1,544	152	2,624	1,737	-4.4%	887	43
MADISON	37	123	9	169	129	8.1%	40	2
MAHONING	1,387	1,844	77	3,308	2,146	-16.2%	1,162	293
MARION	105	143	14	262	175	-17.1%	87	13
MEDINA	378	415	5	798	396	6.3%	402	117
MEIGS	34	78	10	122	92	-14.7%	29	2
MERCER	41	45	29	115	78	-9.8%	37	7
MIAMI	111	258	15	384	276	-2.7%	108	11
MONROE	55	222	0	277	210	21.8%	67	4
MONTGOMERY	1,066	3,003	154	4,223	3,231	-6.9%	992	46

COURTS OF COMMON PLEAS - GENERAL DIVISION
OTHER CIVIL OVERALL CASELOADS (continued)
1992

COUNTY	CASES PENDING JANUARY 1	NEW FILINGS	REACTIVATIONS AND TRANSFERS	TOTAL CASES	TOTAL TERMIN- ATIONS	% NET INCREASE IN CASELOAD	CASES PENDING DECEMBER 31	CASES PENDING BEYOND TIME GUIDELINES
MORGAN	46	7	0	53	27	-43.5%	26	12
MORROW	122	96	2	220	136	-31.1%	84	47
MUSKINGUM	144	296	9	449	286	13.2%	163	43
NOBLE	30	63	2	95	76	-36.7%	19	4
OTTAWA	125	182	12	319	176	14.4%	143	43
PAULDING	31	81	0	112	80	3.2%	32	0
PERRY	60	143	4	207	174	-45.0%	33	1
PICKAWAY	68	147	3	218	122	41.2%	96	20
PIKE	56	73	0	129	100	-48.2%	29	2
PORTAGE	290	412	1	703	414	-0.3%	289	43
PREBLE	55	90	3	148	89	7.3%	59	4
PUTNAM	38	78	4	120	84	-5.3%	36	1
RICHLAND	126	255	25	406	255	19.8%	151	14
ROSS	87	166	9	262	172	3.4%	90	11
SANDUSKY	104	169	12	285	194	-12.5%	91	19
SCIOTO	225	418	32	675	380	31.1%	295	46
SENECA	52	80	1	133	98	-32.7%	35	4
SHELBY	39	193	3	235	180	41.0%	55	4
STARK	457	1,065	127	1,649	1,174	3.9%	475	10
SUMMIT	1,168	2,088	179	3,435	2,355	-7.5%	1,080	113
TRUMBULL	604	923	59	1,586	858	20.5%	728	236
TUSCARAWAS	279	331	7	617	373	-12.5%	244	89
UNION	30	82	2	114	90	-20.0%	24	0
VAN WERT	22	50	11	83	59	9.1%	24	0
VINTON	21	32	6	59	38	0.0%	21	0
WARREN	325	379	17	721	442	-14.2%	279	76
WASHINGTON	125	125	8	258	151	-14.4%	107	36
WAYNE	94	160	8	262	187	-20.2%	75	0
WILLIAMS	75	89	0	164	106	-22.7%	58	15
WOOD	136	205	37	378	284	-30.9%	94	8
WYANDOT	31	26	10	67	43	-22.6%	24	7
STATEWIDE	24,810	40,453	2,636	67,899	44,101	-4.1%	23,798	4,140

COURTS OF COMMON PLEAS - GENERAL DIVISION
OTHER CIVIL TERMINATIONS
1992

COUNTY	JURY TRIAL	COURT TRIAL	SETTLED OR DISMISSED PRE TRIAL	DISMISSAL	DISMISSAL FOR WANT OF PROSECUTION	DE-FULT	DIVERSION OR ARBI-TRATION	TRANS-FERRED OUT	PRIVATE JUDGE REFERRAL	BANKRUPTCY STAY/INTERLOC-UTORY APPEAL	OTHER TERMIN-ATIONS	TOTAL TERMIN-ATIONS
ADAMS	0	4	13	35	3	67	1	0	0	2	7	132
ALLEN	3	51	75	13	7	55	1	12	0	6	35	258
ASHLAND	2	1	22	53	0	41	0	2	0	8	0	129
ASHTABULA	4	14	176	78	3	133	0	33	0	25	43	509
ATHENS	7	5	7	195	1	38	0	30	0	4	63	350
AUGLAIZE	1	3	18	16	2	30	0	4	0	2	19	95
BELMONT	3	6	2	80	0	136	0	6	0	12	61	306
BROWN	0	3	35	36	0	58	4	13	0	3	0	152
BUTLER	9	24	160	104	30	290	32	23	0	24	93	789
CARROLL	0	6	20	11	3	51	1	2	0	1	5	100
CHAMPAIGN	4	9	13	15	0	20	0	1	0	2	3	67
CLARK	3	29	107	39	32	81	2	19	0	9	33	354
CLERMONT	5	51	94	226	6	123	93	39	0	15	61	713
CLINTON	1	41	4	26	0	0	0	0	0	5	8	85
COLUMBIANA	4	35	126	42	9	204	7	21	0	37	22	507
COSHOCTON	1	12	7	28	0	21	0	2	0	2	120	193
CRAWFORD	1	5	23	15	3	31	1	6	0	9	26	120
CUYAHOGA	50	1,594	101	1,868	1,308	1,031	257	438	0	153	166	6,966
DARKE	1	54	55	4	0	92	0	0	0	8	0	214
DEFIANCE	0	13	3	8	1	1	0	0	0	0	3	29
DELAWARE	3	39	16	68	2	44	0	5	0	9	1	187
ERIE	5	5	47	108	0	93	1	20	0	16	56	351
FAIRFIELD	6	10	61	38	14	49	0	8	0	7	26	219
FAYETTE	1	12	18	24	5	8	0	0	0	0	15	83
FRANKLIN	55	73	528	1,473	118	1,466	18	145	2	179	931	4,988
FULTON	1	1	20	34	4	75	0	6	0	5	23	169
GALLIA	0	15	6	29	0	21	0	3	0	0	14	88
GEAUGA	3	13	103	54	10	80	1	13	0	14	53	344
GREENE	2	11	28	93	2	80	6	25	0	8	37	292
GUERNSEY	2	12	8	39	2	28	0	3	4	1	9	108
HAMILTON	23	140	881	989	71	495	167	210	4	86	250	3,316
HANCOCK	1	7	44	48	3	44	1	11	0	5	3	167
HARDIN	2	3	12	16	2	17	0	1	0	8	2	63
HARRISON	0	2	25	8	0	18	0	0	0	1	1	55
HENRY	1	7	8	7	0	14	0	1	0	2	1	41
HIGHLAND	7	52	1	55	0	12	0	1	0	4	0	132
HOCKING	0	4	7	8	0	10	0	1	0	4	4	38
HOLMES	4	7	14	15	0	51	0	0	0	2	4	97
HURON	3	16	51	13	9	45	1	9	0	1	26	174
JACKSON	2	6	26	19	0	24	0	1	0	2	19	99
JEFFERSON	2	19	102	51	6	105	0	32	0	8	15	340
KNOX	0	28	38	12	1	27	0	1	0	12	20	139
LAKE	11	33	215	339	12	253	43	43	0	34	115	1,098
LAWRENCE	5	18	21	30	6	46	0	12	0	8	20	166
LICKING	5	17	38	104	1	105	0	39	0	17	92	418
LOGAN	2	8	55	13	2	46	0	2	0	6	27	161
LORAIN	3	45	231	181	11	257	19	65	0	43	171	1,026
LUCAS	12	13	286	519	37	485	8	150	0	72	155	1,737
MADISON	2	10	84	20	0	2	0	0	0	3	8	129
MAHONING	14	200	426	400	29	783	50	124	0	85	35	2,146
MARION	1	34	28	29	8	58	2	5	0	2	8	175
MEDINA	3	28	134	89	4	79	6	13	0	10	30	396
MEIGS	3	43	11	18	3	9	0	0	0	4	2	93
MERCER	0	1	33	7	0	1	0	1	0	2	33	78
MIAMI	1	10	30	73	6	65	1	25	0	15	50	276
MONROE	0	121	1	28	0	9	0	3	0	1	47	210
MONTGOMERY	17	15	123	672	217	1,912	11	64	0	88	112	3,231

COURTS OF COMMON PLEAS - GENERAL DIVISION
OTHER CIVIL TERMINATIONS (continued)
1992

COUNTY	JURY TRIAL	COURT TRIAL	SETTLED OR DISMISSED PRE TRIAL	DISMISSAL	DISMISSAL FOR WANT OF PROSECUTION	DE-FULT	DIVERSION OR ARBI-TRATION	TRANS-FERRED OUT	PRIVATE JUDGE REFERRAL	BANKRUPTCY STAY/INTERLOC-UTORY APPEAL	OTHER TERMIN-ATIONS	TOTAL TERMIN-ATIONS
MORGAN	0	4	9	8	5	1	0	0	0	0	0	27
MORROW	0	2	39	25	1	64	0	4	0	1	0	136
MUSKINGUM	1	4	56	38	7	138	8	8	0	11	15	286
NOBLE	0	3	15	12	0	44	0	0	0	0	2	76
OTTAWA	3	15	43	49	6	24	0	1	0	3	32	176
PAULDING	0	3	26	7	2	33	0	4	0	2	3	80
PERRY	0	2	72	0	0	73	0	1	0	6	20	174
PICKAWAY	2	43	0	51	0	24	0	0	0	0	2	122
PIKE	2	7	23	15	0	37	0	0	0	3	13	100
PORTAGE	5	43	33	169	12	93	29	19	0	10	1	414
PREBLE	2	9	3	30	0	25	0	2	0	3	15	89
PUTNAM	2	8	20	19	0	22	0	2	0	3	8	84
RICHLAND	2	21	104	25	1	55	1	12	0	12	22	255
ROSS	3	10	16	43	1	34	0	10	0	8	47	172
SANDUSKY	0	14	27	56	1	47	4	7	0	7	31	194
SCIOTO	5	9	15	110	5	61	0	71	1	10	93	380
SENECA	0	4	33	11	0	42	0	2	0	2	4	98
SHELBY	2	14	0	52	6	91	0	3	0	12	0	180
STARK	17	45	213	237	27	354	23	108	0	32	118	1,174
SUMMIT	32	37	638	451	47	572	92	130	4	94	258	2,355
TRUMBULL	3	78	146	291	0	214	28	64	0	33	1	858
TUSCARAWAS	10	4	2	129	0	104	0	11	0	17	96	373
UNION	1	22	21	19	0	10	0	9	0	5	3	90
VAN WERT	1	2	19	1	5	15	2	2	0	1	11	59
VINTON	1	2	8	8	0	17	0	0	0	0	2	38
WARREN	4	22	117	106	0	109	0	1	0	5	78	442
WASHINGTON	1	21	29	48	7	30	0	3	0	1	11	151
WAYNE	2	8	68	31	1	45	1	4	0	6	21	187
WILLIAMS	1	8	0	56	3	21	0	11	0	0	6	106
WOOD	2	16	61	64	5	48	3	29	0	7	49	284
WYANDOT	0	2	4	8	0	6	0	0	0	3	20	43
STATEWIDE	405	3,520	6,681	10,784	2,135	11,872	925	2,211	15	1,388	4,165	44,101

COURTS OF COMMON PLEAS - GENERAL DIVISION
CRIMINAL OVERALL CASELOADS
1992

COUNTY	CASES PENDING JANUARY 1	NEW FILINGS	REACTIVATIONS AND TRANSFERS	TOTAL CASES	TOTAL TERMIN- ATIONS	% NET INCREASE IN CASELOAD	CASES PENDING DECEMBER 31	CASES PENDING BEYOND TIME GUIDELINES
ADAMS	41	102	10	153	90	53.7%	63	14
ALLEN	47	404	4	455	389	40.4%	66	0
ASHLAND	44	131	2	177	141	-18.2%	36	0
ASHTABULA	67	263	13	343	264	17.9%	79	7
ATHENS	55	117	30	202	170	-41.8%	32	0
AUGLAIZE	61	200	68	329	271	-4.9%	58	0
BELMONT	58	247	5	310	236	27.6%	74	24
BROWN	26	60	0	86	50	38.5%	36	5
BUTLER	198	706	133	1,037	927	-44.4%	110	8
CARROLL	9	78	1	88	87	-88.9%	1	0
CHAMPAIGN	54	192	9	255	210	-16.7%	45	1
CLARK	234	801	25	1060	854	-12.0%	206	11
CLERMONT	152	513	40	705	544	-5.9%	161	16
CLINTON	41	101	15	157	89	65.9%	68	0
COLUMBIANA	81	301	16	398	216	124.7%	182	0
COSHOCTON	23	85	13	121	80	78.3%	41	3
CRAWFORD	57	137	8	202	167	-38.6%	35	1
CUYAHOGA	3,034	17,191	1,611	21,836	18,283	17.1%	3,553	286
DARKE	41	215	0	256	215	0.0%	41	0
DEFIANCE	82	199	3	284	229	-32.9%	55	0
DELAWARE	106	348	8	462	335	19.8%	127	1
ERIE	33	434	129	596	540	69.7%	56	0
FAIRFIELD	54	295	16	365	325	-25.9%	40	2
FAYETTE	110	100	16	226	163	-42.7%	63	0
FRANKLIN	2,260	7,585	1,423	11,268	9,068	-2.7%	2,200	122
FULTON	32	179	12	223	164	84.4%	59	0
GALLIA	47	82	8	137	101	-23.4%	36	2
GEAUGA	55	199	14	268	205	14.5%	63	2
GREENE	160	627	19	806	640	3.8%	166	6
GUERNSEY	59	118	2	179	124	-6.8%	55	6
HAMILTON	1,106	5,650	525	7,281	6,136	3.5%	1,145	30
HANCOCK	165	253	8	426	312	-30.9%	114	32
HARDIN	43	136	4	183	99	95.3%	84	7
HARRISON	32	68	0	100	67	3.1%	33	4
HENRY	3	55	0	58	46	300.0%	12	3
HIGHLAND	43	112	0	155	109	7.0%	46	0
HOCKING	33	96	28	157	123	3.0%	34	0
HOLMES	11	90	7	108	91	54.5%	17	0
HURON	34	101	15	150	124	-23.5%	26	3
JACKSON	21	39	17	77	65	-42.9%	12	1
JEFFERSON	13	96	23	132	116	23.1%	16	0
KNOX	25	153	84	262	231	24.0%	31	0
LAKE	186	536	35	757	577	-3.2%	180	19
LAWRENCE	18	184	179	381	370	-38.9%	11	1
LICKING	138	457	25	620	538	-40.6%	82	0
LOGAN	53	211	0	264	171	75.5%	93	0
LORAIN	514	1,396	117	2,027	1,404	21.2%	623	126
LUCAS	512	2,869	159	3,540	3,085	-11.1%	455	1
MADISON	40	97	25	162	112	25.0%	50	1
MAHONING	365	651	37	1,053	752	-17.5%	301	69
MARION	28	270	4	302	237	132.1%	65	2
MEDINA	69	337	3	409	324	23.2%	85	4
MEIGS	23	65	3	91	72	-17.4%	19	0
MERCER	20	58	21	99	94	-75.0%	5	1
MIAMI	53	228	6	287	231	5.7%	56	3
MONROE	1	37	0	38	31	600.0%	7	0
MONTGOMERY	565	2,974	262	3,801	3,246	-1.8%	555	27

COURTS OF COMMON PLEAS - GENERAL DIVISION
CRIMINAL OVERALL CASELOADS (continued)
1992

COUNTY	CASES PENDING JANUARY 1	NEW FILINGS	REACTIVATIONS AND TRANSFERS	TOTAL CASES	TOTAL TERMIN- ATIONS	% NET INCREASE IN CASELOAD	CASES PENDING DECEMBER 31	CASES PENDING BEYOND TIME GUIDELINES
MORGAN	6	57	0	73	45	366.7%	28	0
MORROW	46	115	2	163	102	32.6%	61	16
MUSKINGUM	61	288	3	352	274	27.9%	78	0
NOBLE	9	31	0	40	26	55.6%	14	8
OTTAWA	29	111	1	141	98	48.3%	43	1
PAULDING	21	57	0	78	63	-28.6%	15	0
PERRY	35	75	4	114	105	-74.3%	9	0
PICKAWAY	94	286	9	389	313	-19.1%	76	12
PIKE	31	110	5	146	96	61.3%	50	3
PORTAGE	81	320	0	401	300	24.7%	101	33
PREBLE	35	129	0	164	92	105.7%	72	0
PUTNAM	9	63	0	72	64	-11.1%	8	0
RICHLAND	159	609	111	879	735	-9.4%	144	9
ROSS	98	265	20	383	286	-1.0%	97	9
SANDUSKY	84	183	12	279	208	-15.5%	71	2
SCIOTO	91	230	34	355	280	-17.6%	75	9
SENECA	56	226	102	384	276	92.9%	108	6
SHELBY	62	169	4	235	195	-35.5%	40	0
STARK	211	911	73	1,195	949	16.6%	246	0
SUMMIT	375	3,275	170	3,820	3,471	-6.9%	349	0
TRUMBULL	68	559	25	652	571	19.1%	81	2
TUSCARAWAS	297	325	273	895	656	-19.5%	239	64
UNION	49	101	11	161	140	-57.1%	21	0
VAN WERT	34	101	92	227	208	-44.1%	19	0
VINTON	51	50	11	112	82	-41.2%	30	0
WARREN	82	262	22	366	288	-4.9%	78	3
WASHINGTON	64	200	12	276	205	10.9%	71	21
WAYNE	68	177	1	246	167	16.2%	79	0
WILLIAMS	27	147	1	175	142	22.2%	33	0
WOOD	95	356	22	473	407	-30.5%	66	3
WYANDOT	28	43	31	102	87	-46.4%	15	0
STATEWIDE	13,891	59,070	6,291	79,252	64,871	3.5%	14,381	1,052

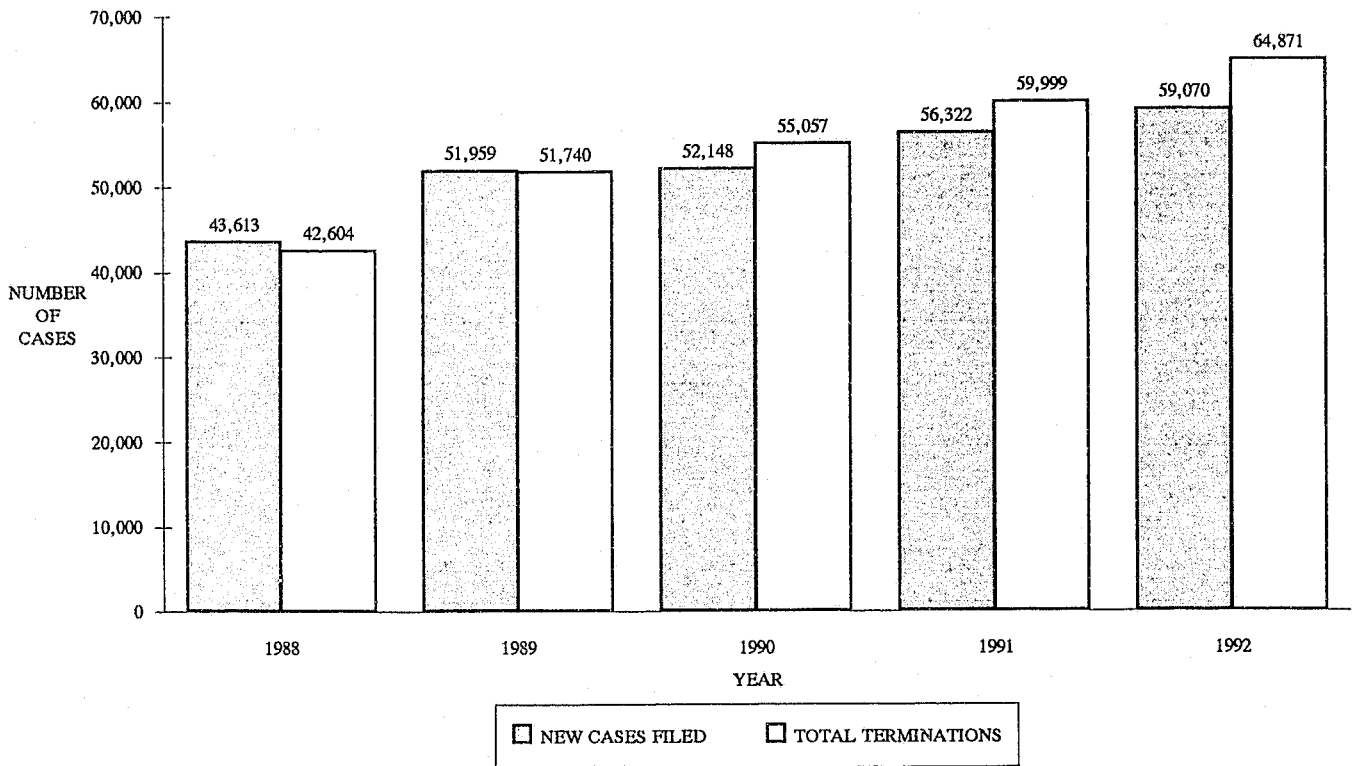
**COURTS OF COMMON PLEAS - GENERAL DIVISION
CRIMINAL TERMINATIONS
1992**

COUNTY	JURY TRIAL	COURT TRIAL	SETTLED OR		DISMISSAL FOR LACK OF SPEEDY TRIAL	DIVERSION OR ARBITRATION	-- GUILTY OR NO CONTEST PLEA TO		UNAVAILABILITY OF ACCUSED	TRANSFERRED OUT	BANKRUPTCY STAY/INTERLOCUTORY APPEAL	OTHER TERMINATIONS
			DISMISSED PRE TRIAL	DISMISSAL			ORIGINAL	REDUCED				
ADAMS	3	0	0	6	0	0	44	22	7	0	0	8
ALLEN	6	3	0	7	2	0	240	123	3	3	0	2
ASHLAND	8	0	0	23	0	0	28	55	12	15	0	0
ASHTABULA	26	1	4	18	0	0	111	89	9	5	0	1
ATHENS	6	0	0	6	2	6	121	3	0	16	0	10
AUGLAIZE	4	1	0	6	0	0	37	152	7	11	0	53
BELMONT	13	1	1	31	0	0	77	38	0	52	1	22
BROWN	0	1	1	1	0	0	3	41	2	0	0	1
BUTLER	44	18	1	7	0	3	274	497	61	21	0	1
CARROLL	2	0	0	15	0	0	35	26	9	0	0	0
CHAMPAIGN	21	1	19	52	0	0	29	70	15	0	0	3
CLARK	27	10	6	104	0	0	187	476	33	8	0	3
CLERMONT	30	11	3	39	0	1	271	135	24	20	0	10
CLINTON	4	7	0	0	0	0	63	8	5	1	0	1
COLUMBIANA	5	27	3	8	1	0	110	41	12	8	0	1
COSHOCTON	4	2	0	9	0	0	32	17	0	4	0	12
CRAWFORD	10	0	0	13	1	4	73	61	4	0	0	1
CUYAHOGA	314	390	108	1,626	11	5	4,042	10,168	1,155	316	7	141
DARKE	2	0	1	15	0	0	15	107	73	0	0	2
DEFIANCE	4	0	0	17	0	0	188	15	4	0	0	1
DELAWARE	10	2	27	52	0	0	217	14	13	0	0	0
ERIE	14	0	250	19	0	4	62	52	25	16	5	93
FAIRFIELD	3	1	8	81	2	4	109	84	18	1	0	14
FAYETTE	9	2	0	9	0	0	51	76	0	0	0	16
FRANKLIN	217	30	576	317	17	142	1,704	4,134	1,169	645	28	89
FULTON	4	0	0	11	0	0	39	52	3	3	0	52
GALLIA	1	0	0	9	2	0	30	47	6	0	0	6
GEAUGA	2	1	1	7	0	0	75	95	10	9	0	5
GREENE	12	5	20	26	0	0	449	102	20	6	0	0
GUERNSEY	3	0	1	4	0	0	76	20	9	6	0	5
HAMILTON	144	310	27	180	0	10	2,093	2,313	668	349	2	40
HANCOCK	10	2	5	18	0	1	187	67	15	7	0	0
HARDIN	7	0	0	2	0	0	40	49	1	0	0	0
HARRISON	2	0	3	1	10	0	24	18	8	1	0	0
HENRY	0	0	2	0	0	0	43	1	0	0	0	0
HIGHLAND	3	0	0	0	0	0	31	73	2	0	0	0
HOCKING	0	1	0	25	0	0	69	12	3	1	0	12
HOLMES	8	7	1	10	0	0	49	6	3	0	0	7
HURON	15	2	0	10	3	0	35	28	0	17	0	14
JACKSON	9	5	0	5	0	0	26	13	1	0	0	6
JEFFERSON	11	0	0	5	0	0	19	67	1	4	3	6
KNOX	5	125	0	2	0	0	91	0	2	1	0	5
LAKE	29	1	19	36	0	4	171	246	30	12	6	23
LAWRENCE	3	0	0	31	0	0	114	13	81	92	0	36
LICKING	29	5	19	28	0	19	337	20	18	22	1	40
LOGAN	7	0	8	1	1	4	67	44	7	3	0	29
LORAIN	81	13	0	50	0	0	777	266	135	36	3	43
LUCAS	52	13	224	346	5	0	909	1,298	195	12	2	29
MADISON	14	0	1	6	0	0	69	9	4	0	0	9
MAHONING	22	21	1	24	7	1	482	51	57	76	3	7
MARION	11	4	0	8	0	0	126	78	3	6	0	1
MEDINA	21	4	0	24	0	24	79	142	17	6	2	5
MEIGS	5	24	3	8	0	0	15	6	3	0	0	8
MERCER	4	0	0	5	0	2	32	26	1	2	0	22
MIAMI	8	7	0	9	0	0	156	38	8	0	5	0
MONROE	7	3	0	3	0	0	16	0	0	0	0	2
MONTGOMERY	120	31	113	230	0	58	2,061	358	249	24	1	1

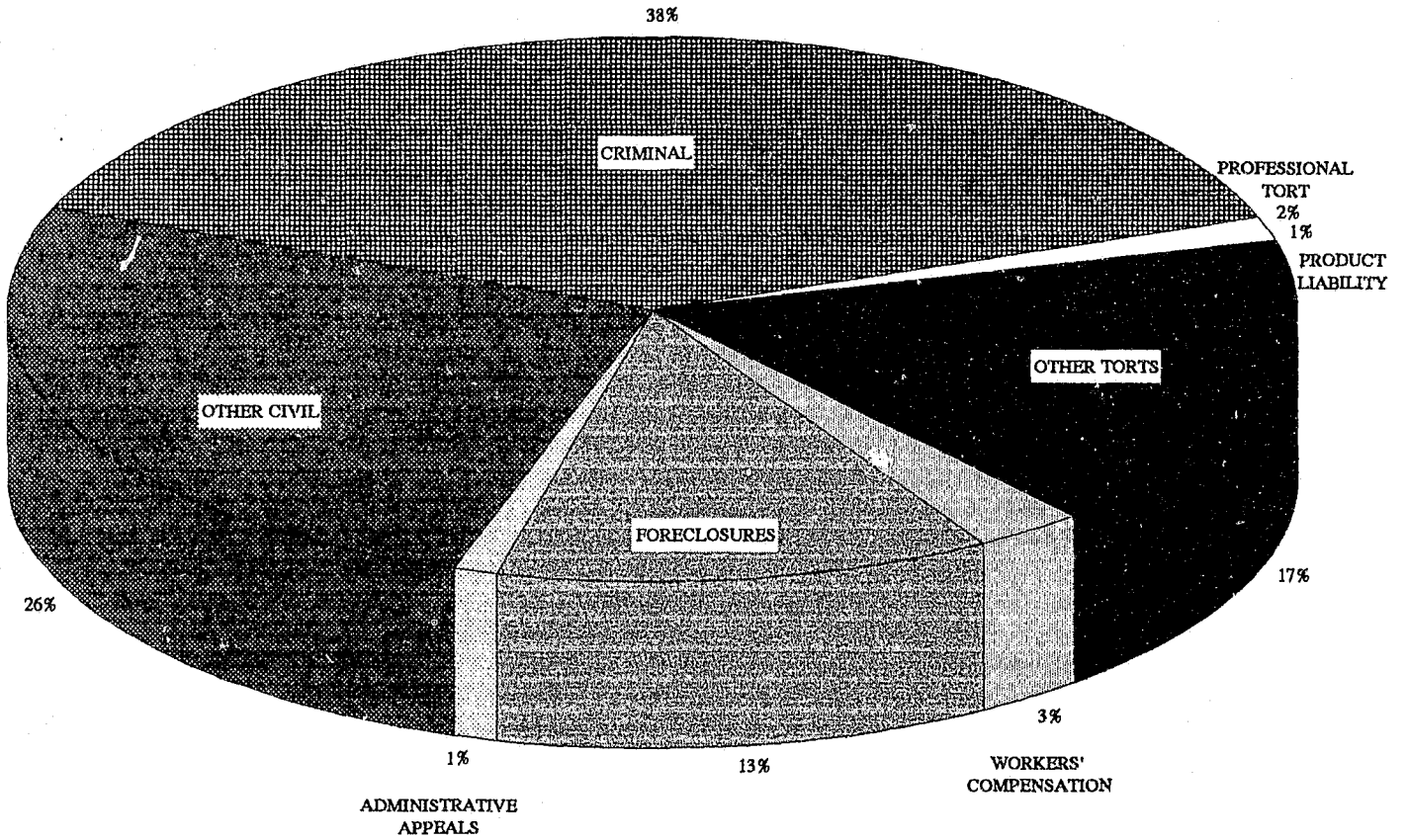
COURTS OF COMMON PLEAS - GENERAL DIVISION
CRIMINAL TERMINATIONS (continued)
1992

COUNTY	JURY TRIAL	COURT TRIAL	SETTLED OR		DISMISSAL FOR LACK OF SPEEDY TRIAL	DIVERSION OR ARBITRATION	-- GUILTY OR NO --		UNAVAIL- ABILITY OF ACCUSED	TRANS- FERRED OUT	BANKRUPTCY STAY/INTERLOC- UTORY APPEAL	OTHER TERMIN- ATIONS
			DISMISSED PRE TRIAL	DIS- MISSAL			CONTEST PLEA TO ORIGINAL	REDUCED				
MORGAN	3	0	0	5	0	4	23	10	0	0	0	0
MORROW	10	1	9	0	0	0	15	59	5	3	0	0
MUSKINGUM	13	0	0	12	0	0	201	42	6	0	0	0
NOBLE	0	0	0	3	0	0	19	4	0	0	0	0
OTTAWA	5	2	2	16	1	4	50	12	0	0	0	6
PAULDING	1	0	5	2	0	0	39	14	0	1	0	1
PERRY	2	1	9	0	0	0	77	5	5	0	2	4
PICKAWAY	9	0	0	38	0	0	164	43	0	41	0	18
PIKE	6	0	1	21	0	0	45	22	1	0	0	0
PORTAGE	16	4	0	60	0	0	79	112	15	14	0	0
PREBLE	4	0	0	11	0	22	28	13	8	0	0	6
PUTNAM	3	0	0	2	0	0	42	10	0	1	0	6
RICHLAND	20	2	28	48	2	46	394	110	27	23	0	35
ROSS	20	12	0	10	2	23	174	13	13	5	3	11
SANDUSKY	6	0	0	6	0	1	76	71	14	7	0	27
SCIOTO	4	2	0	35	3	0	108	92	12	2	0	22
SENECA	2	0	0	11	0	5	155	33	6	0	1	63
SHELBY	5	3	0	19	0	0	78	78	7	1	0	4
STARK	92	2	3	24	0	0	641	102	30	40	3	12
SUMMIT	108	16	31	142	6	60	1,129	1,773	190	16	0	0
TRUMBULL	9	4	2	15	0	0	202	291	29	19	0	0
TUSCARAWAS	7	2	0	74	0	12	195	44	35	5	0	282
UNION	2	3	1	13	6	4	84	20	6	1	0	0
VAN WERT	2	3	11	13	1	0	87	19	9	0	0	63
VINTON	3	5	0	5	1	0	51	7	10	0	0	0
WARREN	13	4	0	1	0	1	90	129	28	7	0	15
WASHINGTON	21	3	6	64	1	0	85	14	1	5	0	5
WAYNE	10	2	0	2	0	0	132	9	0	4	0	8
WILLIAMS	1	0	0	22	0	5	37	72	0	5	0	0
WOOD	21	2	3	51	0	0	157	128	26	6	4	9
WYANDOT	0	0	1	1	0	0	48	7	2	0	0	28
STATEWIDE	1,853	1,165	1,568	4,331	87	479	21,615	25,420	4,705	2,043	82	1,523

COURTS OF COMMON PLEAS - GENERAL DIVISION
CRIMINAL CASES
1988 - 1992



COURTS OF COMMON PLEAS - GENERAL DIVISION
NEW CASES FILED COMPARISON
1992



SECTION F

COURTS OF COMMON PLEAS

Domestic Relations Division

Note: Inconsistent reporting procedures by some courts are being identified and corrected. These differences may affect comparisons between courts.

COURTS OF COMMON PLEAS - DOMESTIC RELATIONS DIVISION
COMPOSITE REPORT FORM FOR THE ENTIRE STATE
1992

	MARRIAGE TERMINATIONS WITH CHILDREN	MARRIAGE TERMINATIONS WITHOUT CHILDREN	MARRIAGE DISSOLUTIONS WITH CHILDREN	MARRIAGE DISSOLUTIONS WITHOUT CHILDREN	CHANGE OF CUSTODY	ENFORCEMENT OR MODIFICATION OF VISITATION SUPPORT	DOMESTIC VIOLENCE	U.R. E.S.A.	ALL OTHER CASES	TOTAL	
CASES PENDING BEGINNING OF YEAR	13,586	6,888	1,638	1,448	2,851	1,639	6,756	580	1,473	3,043	39,902
NEW CASES FILED	24,036	15,393	11,982	12,646	3,228	1,673	9,437	4,088	4,603	8,562	95,648
TRANSFERRED IN OR REACTIVATED CASES	1,540	703	270	237	5,523	2,958	30,043	874	434	10,443	53,025
TOTAL CASES	39,162	22,984	13,890	14,331	11,602	6,270	46,236	5,542	6,510	22,048	188,575
CASES TERMINATED BY:											
JUDGE:DEFAULT, UN- CONTESTED, DISSOLUTION	11,072	8,106	8,029	8,768	1,390	362	3,878	699	1,172	2,017	45,493
REFEREE:DEFAULT, UN- CONTESTED, DISSOLUTION	3,054	2,151	2,797	2,814	1,083	882	8,655	1,123	639	4,658	27,856
TRIAL BY JUDGE	3,003	1,402	95	120	1,285	552	2,469	746	409	2,639	12,720
TRIAL BY REFEREE	2,302	992	275	182	2,779	1,712	16,722	781	353	3,518	29,616
VOLUNTARY DISMISSAL	3,668	2,117	502	445	560	412	2,318	785	617	1,188	12,612
MEDIATION/CONCILIATION	315	35	5	6	88	18	8	0	2	37	514
BANKRUPTCY STAY OR INTERLOCUTORY APPEAL	108	41	0	1	2	1	13	0	1	24	191
TRANSFERRED OUT	558	338	74	62	92	64	209	16	559	150	2,122
REFERRED TO PRIVATE JUDGE	3	1	1	6	7	0	19	0	2	3	42
ALL OTHER TERMINATIONS	2,465	1,251	630	486	1,127	507	4,468	720	1,204	3,590	16,448
TOTAL TERMINATIONS	26,548	16,434	12,408	12,890	8,413	4,510	38,759	4,870	4,958	17,824	147,614
CASES PENDING END OF YEAR	12,614	6,550	1,482	1,441	3,189	1,760	7,477	672	1,552	4,224	40,961
TIME GUIDELINE (MONTHS)	18	12	3	3	9	3	3	X	3	X	X
CASES PENDING END OF YEAR BEYOND TIME GUIDELINE	370	424	49	25	417	415	1,739	X	700	X	4,139

**COURTS OF COMMON PLEAS - DOMESTIC RELATIONS DIVISION
OVERALL CASELOADS
1992**

COUNTY	NUMBER OF JUDGES	----- POPULATION -----		----- NEW FILINGS, TRANSFERS, AND REACTIVATIONS -----			----- TERMINATIONS -----		
		TOTAL	PER JUDGE	TOTAL	PER JUDGE	PER 1000 POPULATION	TOTAL	PER JUDGE	PER 1000 POPULATION

The judges of the following counties also have General, Probate, and Juvenile Division jurisdiction.

ADAMS	1	25,371	25,371	593	593	23	590	590	23
HARRISON	1	16,085	16,085	158	158	10	154	154	10
HENRY	1	29,108	29,108	335	335	12	314	314	11
MORGAN	1	14,194	14,194	221	221	16	258	258	18
MORROW	1	27,749	27,749	286	286	10	236	236	9
NOBLE	1	11,336	11,336	73	73	6	74	74	7
WYANDOT	1	22,254	22,254	280	280	13	301	301	14

The judges of the following counties have Domestic Relations Division jurisdiction exclusively.

BUTLER	1	291,479	291,479	3,671	3,671	13	3,690	3,690	13
CLERMONT	1	150,187	150,187	4,549	4,549	30	4,455	4,455	30
CUYAHOGA	5	1,412,140	282,428	13,514	2,703	10	15,289	3,058	11
GREENE	1	136,731	136,731	1,912	1,912	14	1,757	1,757	13
HAMILTON	3	866,228	288,743	16,720	5,573	19	16,517	5,506	19
LAKE	1	215,499	215,499	4,359	4,359	20	3,924	2,222	18
LICKING	1	128,300	128,300	2,362	2,362	18	2,190	2,190	17
LUCAS	2	462,361	231,181	5,178	2,589	11	5,229	2,615	11
MAHONING	1	264,806	264,806	4,029	4,029	15	3,885	3,885	15
MONTGOMERY	2	573,809	286,905	6,806	3,403	12	5,602	2,801	10
PORTAGE	1	142,585	142,585	1,244	1,244	9	1,241	1,241	9
SUMMIT	1	514,990	514,990	4,492	4,492	9	4,849	4,849	9
WARREN	1	113,909	113,909	2,548	2,548	22	2,419	2,419	21

The judges of the following counties also have Juvenile Division jurisdiction.

ERIE	1	76,779	76,779	952	952	12	961	961	13
FRANKLIN	4	961,437	240,359	10,475	2,619	11	10,527	2,632	11
LORAIN	2	271,126	135,563	3,863	1,932	14	3,853	1,927	14
RICHLAND	1	126,137	126,137	1,924	1,924	15	1,838	1,838	15
STARK	2	367,585	183,793	7,956	3,978	22	7,609	3,805	21
TRUMBULL	2	227,813	113,907	2,709	1,355	12	2,773	1,387	12

The judges of the following counties also have General Division jurisdiction.

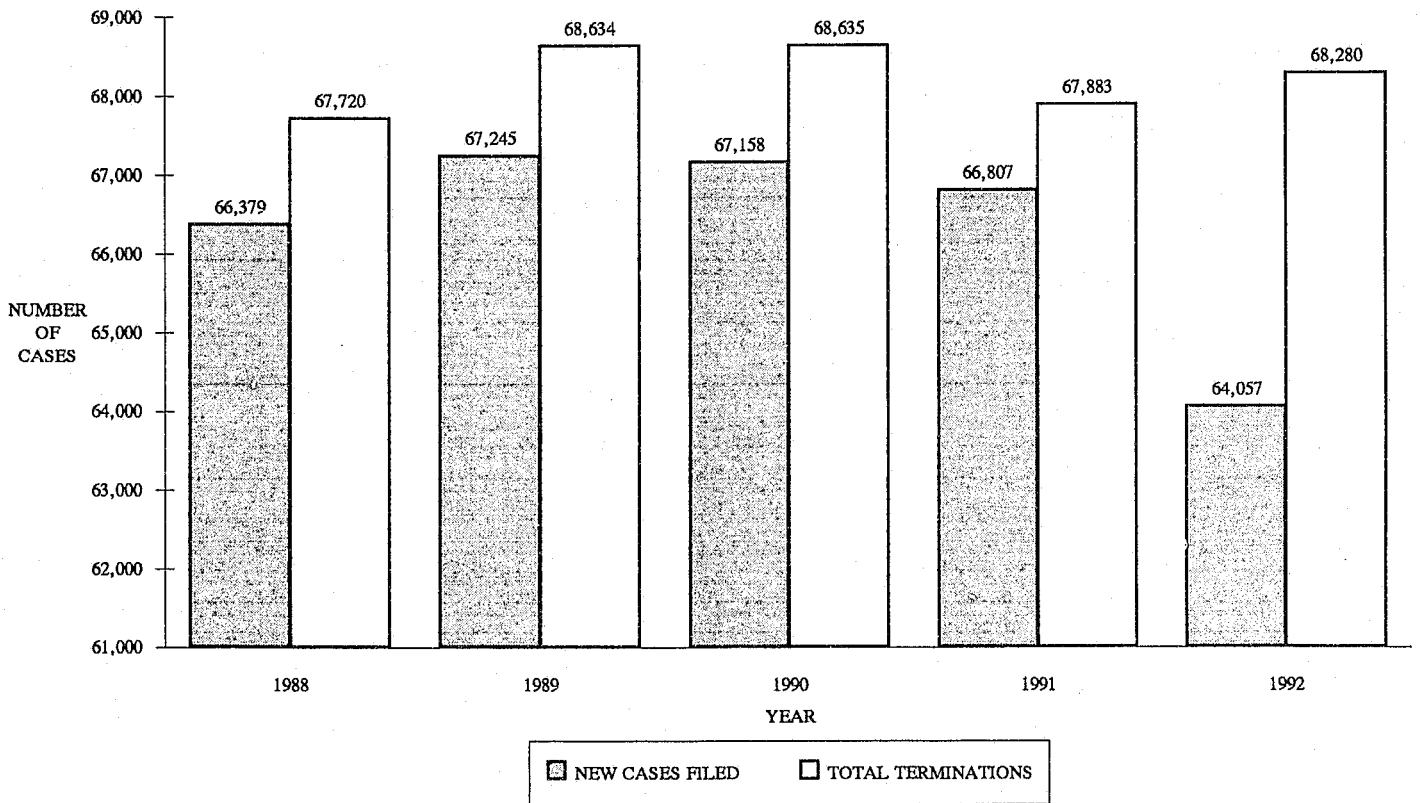
ALLEN	2	109,755	54,878	1,789	895	16	1,705	853	16
ASHLAND	1	47,507	47,507	474	474	10	439	439	9
ASHTABULA	3	99,821	33,274	1,270	423	13	1,337	446	13
ATHENS	2	59,549	29,775	908	454	15	917	459	15
AUGLAIZE	1	44,585	44,585	436	436	10	437	437	10
BELMONT	2	71,074	35,537	693	347	10	686	343	10
BROWN	1	34,966	34,966	815	815	23	749	749	21
CARROLL	1	26,521	26,521	464	464	17	459	459	17
CHAMPAIGN	1	36,019	36,019	928	928	26	887	887	25
CLARK	3	147,548	49,183	1,432	477	10	1,486	495	10
CLINTON	1	35,415	35,415	539	539	15	500	500	14
COLUMBIANA	2	108,276	54,138	2,457	1,229	23	2,403	1,202	22
COSHOCTON	1	35,427	35,427	523	523	15	494	494	14
CRAWFORD	1	47,870	47,870	593	593	12	630	630	13
DARKE	1	53,619	53,619	693	693	13	723	723	13
DEFIANCE	1	39,350	39,350	446	446	11	456	456	12
DELAWARE	1	66,929	66,929	802	802	12	733	733	11
FAIRFIELD	2	103,461	51,731	1,143	572	11	1,134	567	11
FAYETTE	1	27,466	27,466	342	342	12	367	367	13
FULTON	1	38,498	38,498	467	467	12	457	457	12
GALLIA	1	30,954	30,954	932	932	30	913	913	29

COURTS OF COMMON PLEAS - DOMESTIC RELATIONS DIVISION
OVERALL CASELOADS (continued)
1992

COUNTY	NUMBER OF JUDGES	----- POPULATION -----		NEW FILINGS, TRANSFERS, ----- AND REACTIVATIONS -----			----- TERMINATIONS -----		
		TOTAL	PER JUDGE	TOTAL	PER JUDGE	PER 1000 POPULATION	TOTAL	PER JUDGE	PER 1000 POPULATION
GEAUGA	2	81,129	40,565	654	327	8	667	334	8
GUERNSEY	1	39,024	39,024	527	527	14	556	556	14
HANCOCK	2	65,536	32,768	749	375	11	670	335	10
HARDIN	1	31,111	31,111	505	505	16	455	455	15
HIGHLAND	1	35,728	35,728	566	566	16	501	501	14
HOCKING	1	25,533	25,533	399	399	16	361	361	14
HOLMES	1	32,849	32,849	203	203	6	206	206	6
HURON	1	56,240	56,240	703	703	13	719	719	13
JACKSON	1	30,230	30,230	491	491	16	530	530	18
JEFFERSON	2	80,298	40,149	751	376	9	752	376	9
KNOX	1	47,473	47,473	695	695	15	687	687	14
LAWRENCE	2	61,834	30,917	1,198	599	19	1,131	566	18
LOGAN	1	42,310	42,310	844	844	20	884	884	21
MADISON	1	37,068	37,068	432	432	12	457	457	12
MARION	2	64,274	32,137	1,426	713	22	1,315	658	20
MEDINA	2	122,354	61,177	1,137	569	9	1,124	562	9
MEIGS	1	22,987	22,987	344	344	15	359	359	16
MERCER	1	39,443	39,443	676	676	17	705	705	18
MIAMI	2	93,182	46,591	1,338	669	14	1,501	751	16
MONROE	1	15,497	15,497	228	228	15	229	229	15
MUSKINGUM	2	82,068	41,034	1,289	645	16	1,237	619	15
OTTAWA	1	40,029	40,029	323	323	8	309	309	8
PAULDING	1	20,488	20,488	475	475	23	471	471	23
PERRY	1	31,557	31,557	320	320	10	322	322	10
PICKAWAY	1	48,255	48,255	841	841	17	789	789	16
PIKE	1	24,249	24,249	339	339	14	322	322	13
PREBLE	1	40,113	40,113	660	660	16	617	617	15
PUTNAM	1	33,819	33,819	282	282	8	277	277	8
ROSS	2	69,330	34,665	950	475	14	877	439	13
SANDUSKY	2	61,963	30,982	731	366	12	739	370	12
SCIOTO	2	80,327	40,164	913	457	11	1,036	518	13
SENECA	2	59,733	29,867	591	296	10	639	320	11
SHELBY	1	44,915	44,915	528	528	12	564	564	13
TUSCARAWAS	2	84,090	42,045	2,379	1,190	28	2,318	1,159	28
UNION	1	31,969	31,969	402	402	13	393	393	12
VAN WERT	1	30,464	30,464	497	497	16	508	508	17
VINTON	1	11,098	11,098	183	183	16	161	161	15
WASHINGTON	2	62,254	31,127	847	424	14	854	427	14
WAYNE	2	101,461	50,731	1,359	630	13	1,388	694	14
WILLIAMS	1	36,956	36,956	463	463	13	453	453	12
WOOD	3	113,269	37,756	1,080	360	10	1,084	361	10
STATEWIDE	128	10,847,115	84,743	148,673	1,162	14	147,614	1,153	14

All population figures based on 1990 U.S. Census

**COURTS OF COMMON PLEAS - DOMESTIC RELATIONS DIVISION
STATEWIDE NEW CASES FILED AND TOTAL TERMINATIONS COMPARISON
1988 - 1992**



Note: Marriage termination and dissolution cases only

SECTION G

COURTS OF COMMON PLEAS

Probate Division

**COURTS OF COMMON PLEAS - PROBATE DIVISION
COMPOSITE REPORT FORM FOR THE ENTIRE STATE
1992**

	<u>PENDING AT END OF PRECEDING YEAR</u>	<u>FILED DURING YEAR</u>	<u>CLOSED DURING YEAR</u>	<u>PENDING AT END OF YEAR</u>
DECEDENTS' ESTATES	57,163	65,419	62,668	59,914
GUARDIANSHIPS OF MINORS	15,265	4,740	3,774	16,231
GUARDIANSHIPS OF INCOMPETENTS	19,467	5,258	3,516	21,209
EMERGENCY, LIMITED, AND INTERIM GUARDIANSHIPS	X	X	448 (Granted)	X
CONSERVATORSHIPS	175	123	59	239
TESTAMENTARY TRUSTS	13,299	1,005	1,100	13,204
CIVIL ACTIONS	2,650	3,511	3,411	2,750
ADOPTIONS	X	5,247	5,155	X
MENTAL ILLNESS AND MENTAL RETARDATION	X	5,861	5,629	X
MINORS' SETTLEMENTS	X	2,092	2,034	X
WRONGFUL DEATH	450	710	641	519
DELAYED REGISTRATION AND CORRECTION OF BIRTH	X	1,393	1,386	X
CHANGE OF NAME	X	4,123	3,935	X
TOTALS	<u>108,469</u>	<u>99,482</u>	<u>93,756</u>	<u>114,195</u>
MARRIAGE APPLICATIONS GRANTED DURING YEAR	101,539			

**COURTS OF COMMON PLEAS - PROBATE DIVISION
OVERALL CASELOADS
1992**

COUNTY	NUMBER OF JUDGES	--- POPULATION ---		NEW FILINGS, TRANSFERS, AND REACTIVATIONS -----			----- TERMINATIONS -----			
		TOTAL	PER JUDGE	TOTAL	PER JUDGE	PER 1000 POPULATION	TOTAL	PER JUDGE	PER 1000 POPULATION	
The judges of the following counties also have General, Domestic Relations, and Juvenile Division jurisdiction.										
ADAMS	1	25,371	25,371	248	248	10	202	202	8	
HARRISON	1	16,085	16,085	221	221	14	215	215	13	
HENRY	1	29,108	29,108	256	256	9	257	257	9	
MORGAN	1	14,194	14,194	151	151	11	177	177	12	
MORROW	1	27,749	27,749	219	219	8	168	168	6	
NOBLE	1	11,336	11,336	97	97	9	103	103	9	
WYANDOT	1	22,254	22,254	191	191	9	225	225	10	

The judges of the following counties have Probate Division jurisdiction exclusively

BUTLER	1	291,479	291,479	1,953	1,953	7	1,761	1,761	6
CUYAHOGA	2	1,412,140	706,070	12,375	6,188	9	12,567	6,284	9
ERIE	1	76,779	76,779	834	834	11	786	786	10
FRANKLIN	1	961,437	961,437	6,944	6,944	7	6,523	6,523	7
HAMILTON	1	866,228	866,228	6,991	6,991	8	7,302	7,302	8
LAKE	1	215,499	215,499	1,519	1,519	7	1,449	1,449	7
LORAIN	1	271,126	271,126	1,752	1,752	6	2,020	2,020	7
LUCAS	1	462,361	462,361	4,338	4,338	9	4,065	4,065	9
MAHONING	1	264,806	264,806	2,453	2,453	9	2,136	2,136	8
MONTGOMERY	1	573,809	573,809	9,051	9,051	16	4,541	4,541	8
RICHLAND	1	126,137	126,137	1,186	1,186	9	1,163	1,163	9
STARK	1	367,585	367,585	3,051	3,051	8	3,238	3,238	9
SUMMIT	1	514,990	514,990	6,108	6,108	12	5,531	5,531	11
TRUMBULL	1	227,813	227,813	1,948	1,948	9	1,900	1,900	8

The judges of the following counties also have Juvenile Division jurisdiction.

ALLEN	1	109,755	109,755	1,417	1,417	13	1,521	1,521	14
ASHLAND	1	47,507	47,507	474	474	10	450	450	9
ASHTABULA	1	99,821	99,821	1,171	1,171	12	1,311	1,311	13
ATHENS	1	59,549	59,549	519	519	9	642	642	11
AUGLAIZE	1	44,585	44,585	519	519	12	335	335	8
BELMONT	1	71,074	71,074	805	805	11	791	791	11
BROWN	1	34,966	34,966	393	393	11	363	363	10
CARROLL	1	26,521	26,521	263	263	10	308	308	12
CHAMPAIGN	1	36,019	36,019	363	363	10	350	350	10
CLARK	1	147,548	147,548	1,416	1,416	10	1,411	1,411	10
CLERMONT	1	150,187	150,187	1,132	1,132	8	1,159	1,159	8
CLINTON	1	35,415	35,415	317	317	9	292	292	8
COLUMBIANA	1	108,276	108,276	987	987	9	1,144	1,144	11
COSHOCTON	1	35,427	35,427	302	302	9	267	267	8
CRAWFORD	1	47,870	47,870	415	415	9	422	422	9
DARKE	1	53,619	53,619	473	473	9	496	496	9
DEFIANCE	1	39,350	39,350	346	346	9	331	331	8
DELAWARE	1	66,929	66,929	505	505	8	518	518	8
FAIRFIELD	1	103,461	103,461	959	959	9	903	903	9
FAYETTE	1	27,466	27,466	284	284	10	292	292	11
FULTON	1	38,498	38,498	327	327	8	314	314	8
GALLIA	1	30,954	30,954	328	328	11	294	294	9
GEAUGA	1	81,129	81,129	601	601	7	494	494	6
GREENE	1	136,731	136,731	1,010	1,010	7	944	944	7
GUERNSEY	1	39,024	39,024	565	565	14	456	456	12
HANCOCK	1	65,536	65,536	620	620	9	550	550	8
HARDIN	1	31,111	31,111	481	481	15	295	295	9
HIGHLAND	1	35,728	35,728	342	342	10	334	334	9

COURTS OF COMMON PLEAS - PROBATE DIVISION
OVERALL CASELOADS (continued)
1992

COUNTY	NUMBER OF JUDGES	----- POPULATION -----		NEW FILINGS, TRANSFERS, AND REACTIVATIONS -----			----- TERMINATIONS -----		
		TOTAL	PER JUDGE	TOTAL	PER JUDGE	PER 1000 POPULATION	TOTAL	PER JUDGE	PER 1000 POPULATION
HOCKING	1	25,533	25,533	286	286	11	260	260	10
HOLMES	1	32,849	32,849	205	205	6	150	150	5
HURON	1	56,240	56,240	443	443	8	482	482	9
JACKSON	1	30,230	30,230	270	270	9	293	293	10
JEFFERSON	1	80,298	80,298	878	878	11	794	794	10
KNOX	1	47,473	47,473	456	456	10	415	415	9
LAWRENCE	1	61,834	61,834	781	781	13	614	614	10
LICKING	1	128,300	128,300	1,156	1,156	9	1,122	1,122	9
LOGAN	1	42,310	42,310	442	442	10	379	379	9
MADISON	1	37,068	37,068	304	304	8	323	323	9
MARION	1	64,274	64,274	578	578	9	590	590	9
MEDINA	1	122,354	122,354	1,024	1,024	8	1,002	1,002	8
MEIGS	1	22,987	22,987	252	252	11	162	162	7
MERCER	1	39,443	39,443	336	336	9	363	363	9
MIAMI	1	93,182	93,182	1,027	1,027	11	974	974	10
MONROE	1	15,497	15,497	159	159	10	214	214	14
MUSKINGUM	1	82,068	82,068	804	804	10	698	698	9
OTTAWA	1	40,029	40,029	407	407	10	433	433	11
PAULDING	1	20,488	20,488	173	173	8	186	186	9
PERRY	1	31,557	31,557	297	297	9	265	265	8
PICKAWAY	1	48,255	48,255	434	434	9	444	444	9
PIKE	1	24,249	24,249	237	237	10	205	205	8
PORTAGE	1	142,585	142,585	1,006	1,006	7	1,100	1,100	8
PREBLE	1	40,113	40,113	362	362	9	502	502	13
PUTNAM	1	33,819	33,819	315	315	9	356	356	11
ROSS	1	69,330	69,330	627	627	9	672	672	10
SANDUSKY	1	61,963	61,963	554	554	9	572	572	9
SCIOTO	1	80,327	80,327	811	811	10	879	879	11
SENECA	1	59,733	59,733	672	672	11	615	615	10
SHELBY	1	44,915	44,915	375	375	8	376	376	8
TUSCARAWAS	1	84,090	84,090	883	883	11	838	838	10
UNION	1	31,969	31,969	269	269	8	294	294	9
VAN WERT	1	30,464	30,464	281	281	9	266	266	9
VINTON	1	11,098	11,098	93	93	8	63	63	6
WARREN	1	113,909	113,909	953	953	8	930	930	8
WASHINGTON	1	62,254	62,254	530	530	9	505	505	8
WAYNE	1	101,461	101,461	835	835	8	876	876	9
WILLIAMS	1	36,956	36,956	366	366	10	341	341	9
WOOD	1	113,269	113,269	832	832	7	887	887	8
STATEWIDE	89	10,847,115	121,878	99,933	1,123	9	93,756	1,053	9

All population figures based on 1990 U.S. Census

COURTS OF COMMON PLEAS - PROBATE DIVISION
 DECEDENTS' ESTATES AND WRONGFUL DEATH OVERALL CASELOADS
 1992

COUNTY	----- DECEDENTS' ESTATES -----				----- WRONGFUL DEATH -----			
	CASES PENDING JANUARY 1	CASES FILED	CASES CLOSED	CASES PENDING DECEMBER 31	CASES PENDING JANUARY 1	CASES FILED	CASES CLOSED	CASES PENDING DECEMBER 31
ADAMS	78	162	133	107	0	5	5	0
ALLEN	1,047	721	870	898	0	0	0	0
ASHLAND	241	327	315	253	2	4	6	0
ASHTABULA	580	840	959	461	1	20	21	0
ATHENS	224	253	329	148	9	2	3	8
AUGLAIZE	74	433	253	254	0	0	0	0
BELMONT	395	631	619	407	0	0	0	0
BROWN	277	290	271	296	0	0	0	0
BUTLER	1,594	1,260	1,202	1,652	7	28	21	14
CARROLL	105	180	185	100	0	0	0	0
CHAMPAIGN	260	251	263	248	0	6	5	1
CLARK	742	838	913	667	4	13	13	4
CLERMONT	518	775	833	460	0	0	0	0
CLINTON	212	195	194	213	1	2	3	0
COLUMBIANA	1,470	711	924	1,257	0	0	0	0
COSHOCTON	264	231	223	272	0	4	4	0
CRAWFORD	394	332	337	389	0	0	0	0
CUYAHOGA	6,517	7,358	7,373	6,502	0	72	72	0
DARKE	287	360	378	269	0	8	8	0
DEFIANCE	206	220	211	215	0	1	1	0
DELAWARE	292	354	359	287	0	1	1	0
ERIE	510	578	545	543	0	14	14	0
FAIRFIELD	444	607	600	451	15	14	17	12
FAYETTE	222	200	188	234	0	0	0	0
FRANKLIN	4,275	3,880	3,691	4,464	0	0	0	0
FULTON	200	233	241	192	0	1	1	0
GALLIA	132	180	183	129	0	0	0	0
GEAUGA	742	367	330	779	30	7	3	34
GREENE	519	616	572	563	0	18	18	0
GUERNSEY	277	295	282	290	1	8	8	1
HAMILTON	4,542	4,813	5,255	4,100	189	45	21	213
HANCOCK	579	456	402	633	0	4	4	0
HARDIN	45	410	206	249	0	0	0	0
HARRISON	230	167	172	225	0	1	1	0
HENRY	278	188	195	271	0	2	1	1
HIGHLAND	239	247	265	221	0	6	6	0
HOCKING	114	193	193	114	0	5	1	4
HOLMES	337	115	86	366	0	3	3	0
HURON	358	330	359	329	13	3	10	6
JACKSON	107	224	259	72	0	1	1	0
JEFFERSON	321	622	588	355	1	5	6	0
KNOX	426	341	323	444	2	5	7	0
LAKE	901	859	811	909	16	41	20	37
LAWRENCE	194	374	374	194	18	13	6	25
LICKING	538	865	842	561	38	9	22	25
LOGAN	361	342	291	412	0	0	0	0
LORAIN	1,394	1,201	1,431	1,164	0	0	0	0
LUCAS	2,391	2,934	2,823	2,502	0	0	0	0
MADISON	321	214	239	296	0	1	1	0
MAHONING	2,417	1,601	1,463	2,555	1	45	46	0
MARION	363	438	444	357	1	7	8	0
MEDINA	553	622	610	565	0	0	0	0
MEIGS	388	172	109	451	1	0	1	0
MERCER	266	282	296	252	0	4	4	0
MIAMI	525	688	673	540	14	6	4	16
MONROE	95	119	139	75	1	4	3	2
MONTGOMERY	768	6,241	3,139	3,870	11	89	58	42

COURTS OF COMMON PLEAS - PROBATE DIVISION
DECEDENTS' ESTATES AND WRONGFUL DEATH OVERALL CASELOADS (continued)
1992

COUNTY	----- DECEDENTS' ESTATES -----				----- WRONGFUL DEATH -----			
	CASES PENDING JANUARY 1	CASES FILED	CASES CLOSED	CASES PENDING DECEMBER 31	CASES PENDING JANUARY 1	CASES FILED	CASES CLOSED	CASES PENDING DECEMBER 31
MORGAN	146	113	139	120	0	0	0	0
MORROW	194	174	147	221	0	0	0	0
MUSKINGUM	488	567	526	529	0	0	0	0
NOBLE	85	74	75	84	0	0	0	0
OTTAWA	316	324	354	286	1	1	2	0
PAULDING	127	104	110	121	0	0	0	0
PERRY	261	218	192	287	4	1	4	1
PICKAWAY	180	295	307	168	2	8	5	5
PIKE	96	162	150	108	7	2	1	8
PORTAGE	632	670	724	578	0	32	2	30
PREBLE	316	256	360	212	6	3	4	5
PUTNAM	212	234	279	167	0	5	5	0
RICHLAND	441	817	830	428	0	22	22	0
ROSS	363	404	437	330	2	0	2	0
SANDUSKY	755	402	450	707	4	2	2	4
SCIOTO	400	544	569	375	15	6	15	7
SENECA	397	447	390	454	18	13	27	4
SHELBY	207	264	296	175	0	0	0	0
STARK	1,954	1,853	2,098	1,709	1	37	38	0
SUMMIT	2,746	3,669	3,314	3,101	0	0	0	0
TRUMBULL	1,368	1,284	1,276	1,376	0	15	11	4
TUSCARAWAS	633	686	680	639	0	12	12	0
UNION	183	178	206	155	6	4	6	4
VAN WERT	163	200	196	167	0	2	2	0
VINTON	45	59	43	61	1	1	2	0
WARREN	359	626	611	374	0	0	0	0
WASHINGTON	265	417	394	288	3	2	3	2
WAYNE	605	620	640	585	0	0	0	0
WILLIAMS	242	264	271	235	0	0	0	0
WOOD	618	616	671	563	3	15	18	0
WYANDOT	217	142	170	189	0	0	0	0
STATEWIDE	57,163	65,419	62,668	59,914	450	710	641	519

COURTS OF COMMON PLEAS - PROBATE DIVISION
GUARDIANSHIPS
1992

COUNTY	MINORS				INCOMPETENTS				EMERGENCY, LIMITED, AND INTERIM APPOINTMENTS
	CASES PENDING JANUARY 1	CASES FILED	CASES CLOSED	CASES PENDING DECEMBER 31	CASES PENDING JANUARY 1	CASES FILED	CASES CLOSED	CASES PENDING DECEMBER 31	
ADAMS	25	9	4	30	58	17	9	66	0
ALLEN	704	125	116	713	284	52	30	306	16
ASHLAND	108	30	29	109	107	19	19	107	1
ASHTABULA	110	26	37	105	119	63	72	110	1
ATHENS	123	12	36	99	124	17	35	106	0
AUGLAIZE	35	6	5	36	56	9	10	55	1
BELMONT	94	18	21	91	187	31	22	196	4
BROWN	13	3	2	14	210	18	10	218	0
BUTLER	365	68	58	375	419	86	46	459	34
CARROLL	6	4	1	9	47	32	79	0	0
CHAMPAIGN	60	13	11	62	60	29	12	77	1
CLARK	439	188	132	495	270	64	66	268	40
CLERMONT	136	27	36	127	302	81	30	353	0
CLINTON	52	11	5	58	47	13	6	54	0
COLUMBIANA	13	24	25	12	36	70	25	81	4
COSHOCTON	86	11	2	95	67	11	2	76	1
CRAWFORD	74	11	7	78	109	13	20	102	1
CUYAHOGA	1,312	310	313	1,309	2,327	464	550	2,241	9
DARKE	55	13	6	62	173	23	26	170	1
DEFIANCE	72	17	14	75	70	18	12	76	3
DELAWARE	60	11	11	60	116	23	21	118	5
ERIE	158	31	34	155	125	44	17	152	0
FAIRFIELD	72	29	14	87	164	59	39	184	8
FAYETTE	52	14	13	53	88	11	15	84	1
FRANKLIN	833	558	524	867	1,137	330	213	1,254	92
FULTON	50	24	6	68	44	9	8	45	0
GALLIA	40	11	4	47	83	19	9	93	4
GEAUGA	176	34	21	189	178	26	13	191	6
GREENE	189	46	13	222	299	62	84	277	0
GUERNSEY	36	7	5	38	126	21	14	133	4
HAMILTON	2,167	351	260	2,258	1,386	216	146	1,456	3
HANCOCK	62	6	25	43	182	36	20	198	2
HARDIN	57	9	36	30	68	13	11	70	1
HARRISON	16	9	3	22	44	10	9	45	1
HENRY	45	14	7	52	50	7	6	51	2
HIGHLAND	35	17	6	46	68	19	10	77	0
HOCKING	10	6	1	15	60	19	13	66	2
HOLMES	57	8	1	64	33	19	5	47	5
HURON	46	8	7	47	111	14	18	107	2
JACKSON	34	9	3	40	41	7	5	43	0
JEFFERSON	113	20	24	109	129	72	32	169	9
KNOX	19	7	7	19	68	19	14	73	3
LAKE	441	159	216	384	321	69	54	336	0
LAWRENCE	255	199	69	385	154	29	20	163	6
LICKING	93	8	12	89	198	67	40	225	10
LOGAN	45	17	7	55	94	19	21	92	3
LORAIN	617	142	175	584	424	60	87	397	12
LUCAS	340	153	158	335	897	249	166	980	17
MADISON	89	16	17	88	55	15	10	60	0
MAHONING	431	51	33	449	871	116	49	938	3
MARION	53	10	10	53	120	20	26	114	19
MEDINA	286	86	102	270	162	46	29	179	8
MEIGS	92	13	4	101	57	14	2	69	4
MERCER	49	5	15	39	55	5	7	53	1
MIAMI	158	39	31	166	164	49	43	170	6
MONROE	52	11	31	32	47	0	12	35	0
MONTGOMERY	51	675	127	599	120	1,008	168	960	0

COURTS OF COMMON PLEAS - PROBATE DIVISION
GUARDIANSHIPS (continued)
1992

COUNTY	----- MINORS -----				----- INCOMPETENTS -----				EMERGENCY, LIMITED, AND INTERIM APPOINTMENTS
	CASES PENDING JANUARY 1	CASES FILED	CASES CLOSED	CASES PENDING DECEMBER 31	CASES PENDING JANUARY 1	CASES FILED	CASES CLOSED	CASES PENDING DECEMBER 31	
MORGAN	30	4	3	31	39	9	9	39	1
MORROW	24	6	1	29	44	8	0	52	1
MUSKINGUM	71	19	17	73	223	63	40	246	8
NOBLE	8	0	1	7	26	2	3	25	1
OTTAWA	50	18	13	55	105	11	13	103	0
PAULDING	34	6	4	36	53	11	15	49	2
PERRY	43	7	5	45	88	15	7	96	2
PICKAWAY	65	15	16	64	102	12	12	102	0
PIKE	41	4	2	43	60	17	5	72	3
PORTAGE	145	49	27	167	171	37	36	172	3
PREBLE	176	25	62	139	55	23	13	65	0
PUTNAM	59	23	12	70	63	4	7	60	0
RICHLAND	127	27	24	130	252	35	36	251	5
ROSS	162	31	35	158	123	21	14	130	1
SANDUSKY	92	30	16	106	111	17	16	112	1
SCIOTO	58	9	17	50	186	30	46	170	5
SENECA	105	14	4	115	172	49	48	173	7
SHELBY	76	27	10	93	64	18	17	65	5
STARK	260	50	33	277	1043	159	99	1103	9
SUMMIT	1,259	391	324	1,326	1,602	495	348	1,749	7
TRUMBULL	255	76	71	260	442	89	62	469	0
TUSCARAWAS	86	30	22	94	90	31	14	107	8
UNION	30	8	8	30	66	7	8	65	0
VAN WERT	39	6	3	42	91	10	7	94	3
VINTON	3	4	0	7	34	7	2	39	0
WARREN	220	23	46	197	253	45	26	272	9
WASHINGTON	43	11	10	44	107	22	18	111	1
WAYNE	218	42	60	200	151	22	22	151	1
WILLIAMS	59	17	10	66	68	18	9	77	0
WOOD	131	21	19	133	117	17	22	112	8
WYANDOT	29	8	7	30	55	3	5	53	1
STATEWIDE	15,265	4,740	3,774	16,231	19,467	5,258	3,516	21,209	448

COURTS OF COMMON PLEAS - PROBATE DIVISION
CONSERVATORSHIPS, TESTAMENTARY TRUSTS, AND CIVIL ACTIONS
 1992

COUNTY	----- CONSERVATORSHIPS -----				----- TESTAMENTARY TRUSTS -----				----- CIVIL ACTIONS -----			
	CASES PENDING JANUARY 1	CASES FILED	CASES CLOSED	CASES PENDING DECEMBER 31	CASES PENDING JANUARY 1	CASES FILED	CASES CLOSED	CASES PENDING DECEMBER 31	CASES PENDING JANUARY 1	CASES FILED	CASES CLOSED	CASES PENDING DECEMBER 31
ADAMS	0	0	0	0	6	0	0	6	6	16	13	9
ALLEN	1	2	0	3	171	16	12	175	31	30	26	35
ASHLAND	1	0	0	1	110	6	5	111	1	10	4	7
ASHTABULA	0	0	0	0	27	5	5	27	22	40	47	15
ATHENS	1	0	0	1	28	4	8	24	5	10	8	7
AUGLAIZE	0	0	0	0	77	3	4	76	8	16	15	9
BELMONT	0	0	0	0	91	3	7	87	0	0	0	0
BROWN	1	0	0	1	0	1	1	0	36	13	9	40
BUTLER	4	3	0	7	264	16	10	270	38	45	45	38
CARROLL	0	1	1	0	8	8	1	15	2	6	6	2
CHAMPAIGN	3	0	1	2	16	6	1	21	6	16	7	15
CLARK	4	2	2	4	216	17	11	222	32	18	13	37
CLERMONT	1	0	0	1	59	6	9	56	21	18	23	16
CLINTON	0	0	0	0	54	8	4	58	11	12	13	10
COLUMBIANA	1	0	1	0	0	7	7	0	132	42	37	137
COSHOCTON	1	0	0	1	49	2	4	47	7	5	8	4
CRAWFORD	0	0	0	0	103	2	4	101	6	13	6	13
CUYAHOGA	52	31	9	74	2,474	152	248	2,378	264	1,041	1,087	218
DARKE	0	0	0	0	95	6	10	91	15	12	15	12
DEFIANCE	1	1	0	2	41	3	2	42	10	3	12	1
DELAWARE	1	1	1	1	117	6	10	113	7	16	18	5
ERIE	1	1	0	2	132	20	6	146	43	27	50	20
FAIRFIELD	0	1	0	1	79	6	10	75	20	53	44	29
FAYETTE	0	0	0	0	40	10	10	40	19	13	26	6
FRANKLIN	10	5	3	12	1,186	77	37	1,226	286	306	244	348
FULTON	0	0	0	0	52	8	4	56	1	2	3	0
GALLIA	0	1	0	1	26	1	0	27	1	8	5	4
GEAUGA	0	0	0	0	75	7	3	79	21	52	32	41
GREENE	2	0	0	2	103	11	11	103	20	38	45	13
GUERNSEY	3	0	0	3	36	1	1	36	18	33	35	16
HAMILTON	2	4	2	4	1,868	89	155	1,802	230	144	140	234
HANCOCK	1	0	1	0	73	10	3	80	3	12	6	9
HARDIN	2	0	0	2	53	2	2	53	3	7	6	4
HARRISON	2	0	1	1	2	2	2	2	1	0	0	1
HENRY	0	0	0	0	50	2	4	48	4	5	6	3
HIGHLAND	1	2	0	3	32	1	1	32	7	12	7	12
HOCKING	1	3	1	3	22	2	2	22	2	8	5	5
HOLMES	0	0	0	0	13	2	1	14	1	6	6	1
HURON	0	1	0	1	43	3	3	43	32	17	32	17
JACKSON	0	0	0	0	6	1	0	7	25	4	2	27
JEFFERSON	0	0	0	0	154	6	22	138	9	6	8	7
KNOX	0	0	0	0	35	2	1	36	22	9	9	22
LAKE	2	1	0	3	148	24	22	150	43	121	96	68
LAWRENCE	1	1	0	2	29	5	1	33	28	22	8	42
LICKING	1	2	1	2	174	14	11	177	17	31	35	13
LOGAN	0	1	0	1	61	3	2	62	10	17	12	15
LORAIN	4	2	1	5	173	13	8	178	84	40	43	81
LUCAS	14	5	5	14	351	19	29	341	65	108	101	72
MADISON	2	1	1	2	60	1	3	58	6	13	17	2
MAHONING	1	4	3	2	509	23	25	507	77	76	41	112
MARION	1	0	0	1	96	16	14	98	16	14	21	9
MEDINA	2	0	0	2	72	6	8	70	16	25	24	17
MEIGS	0	0	0	0	30	0	0	30	0	0	0	0
MERCER	1	0	0	1	39	1	2	38	0	2	2	0
MIAMI	1	2	0	3	266	25	27	264	8	13	11	10
MONROE	0	0	0	0	7	0	1	6	3	5	7	1
MONTGOMERY	0	3	2	1	2	48	48	2	290	110	92	308

COURTS OF COMMON PLEAS - PROBATE DIVISION
CONSERVATORSHIPS, TESTAMENTARY TRUSTS, AND CIVIL ACTIONS (continued)
 1992

COUNTY	-----CONSERVATORSHIPS-----				-----TESTAMENTARY TRUSTS-----				-----CIVIL ACTIONS-----			
	CASES PENDING JANUARY 1	CASES FILED	CASES CLOSED	CASES PENDING DECEMBER 31	CASES PENDING JANUARY 1	CASES FILED	CASES CLOSED	CASES PENDING DECEMBER 31	CASES PENDING JANUARY 1	CASES FILED	CASES CLOSED	CASES PENDING DECEMBER 31
MORGAN	0	0	0	0	19	2	2	19	11	2	4	9
MORROW	1	1	1	1	28	0	0	28	4	1	0	5
MUSKINGUM	1	2	1	2	142	45	8	179	3	2	2	3
NOBLE	0	0	0	0	7	1	1	7	3	4	5	2
OTTAWA	3	3	2	4	32	4	7	29	1	6	5	2
PAULDING	4	0	1	3	30	3	3	30	7	10	13	4
PERRY	0	0	0	0	18	0	1	17	14	11	10	15
PICKAWAY	0	0	0	0	54	1	4	51	29	19	18	30
RIKE	0	1	0	1	14	1	1	14	4	7	10	1
ROSS	2	1	2	1	86	3	11	78	26	20	26	20
STUBBS	0	0	0	0	47	2	9	40	7	4	10	1
TUTTAM	0	0	0	0	35	8	2	41	11	5	11	5
WALTON	0	0	0	0	217	43	15	245	12	26	18	20
WYANDOT	0	0	0	0	75	5	4	76	10	14	14	10
WYANDOT	1	1	0	2	57	6	6	57	21	10	22	9
WYANDOT	1	1	1	1	61	6	8	59	22	26	38	10
WYANDOT	4	4	2	6	75	7	10	72	24	39	46	17
WYANDOT	0	0	0	0	96	3	0	99	1	10	9	2
WYANDOT	5	0	2	3	477	23	43	457	70	82	71	81
WYANDOT	15	14	6	23	618	37	53	602	119	309	282	146
WYANDOT	1	4	1	4	303	14	21	296	49	50	48	51
WYANDOT	1	0	0	1	59	3	3	59	28	28	19	37
WYANDOT	2	0	1	1	57	2	1	58	13	4	7	10
WYANDOT	0	0	0	0	41	8	4	45	5	10	10	5
WYANDOT	1	0	0	1	0	0	0	0	1	0	1	0
WYANDOT	0	2	0	2	91	5	3	93	5	2	2	5
WYANDOT	1	1	0	2	76	5	6	75	16	15	21	10
WYANDOT	0	1	0	1	221	11	22	210	9	17	16	10
WYANDOT	1	1	1	1	55	8	1	62	4	6	7	3
WYANDOT	3	5	2	6	83	9	6	86	26	18	22	22
WYANDOT	1	0	0	1	22	2	3	21	4	13	11	6
STATEWIDE	175	123	59	239	13,299	1,005	1,100	13,204	2,550	3,511	3,411	2,750

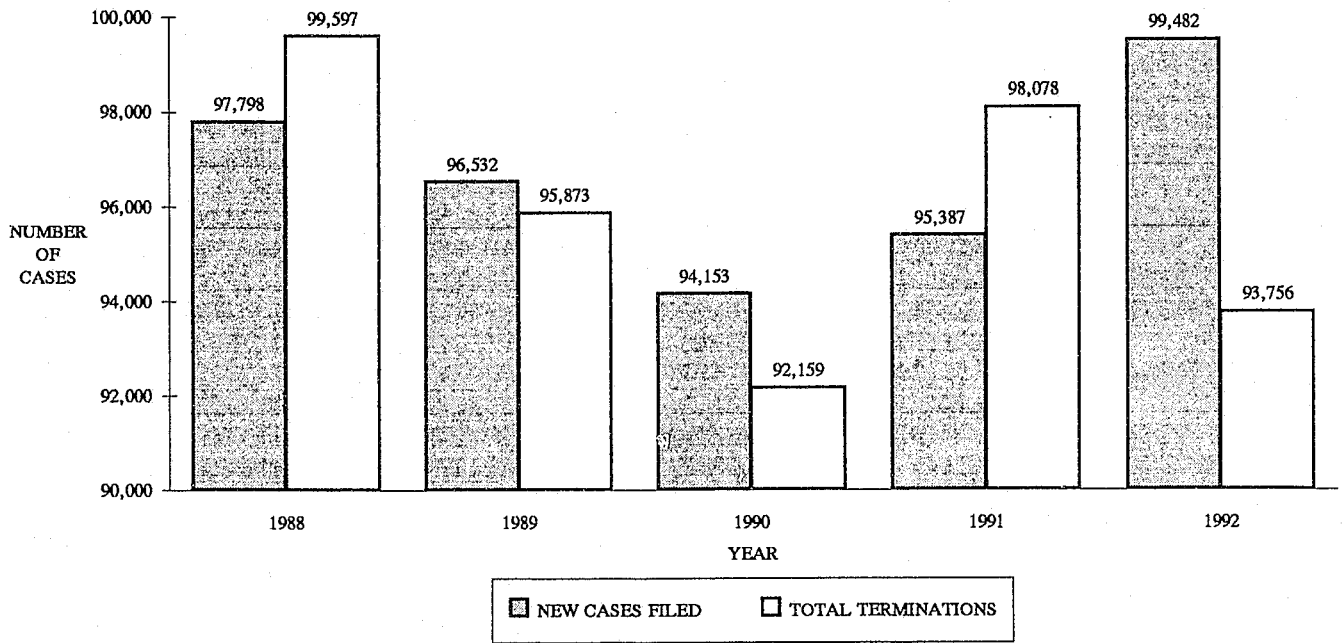
COURTS OF COMMON PLEAS - PROBATE DIVISION
MISCELLANEOUS ACTIVITIES
1992

COUNTY	-- ADOPTIONS --		MENTAL ILLNESS - AND RETARDATION -		MINORS' - SETTLEMENTS -		BIRTH RECORD -- CORRECTION --		NAME ---- CHANGES ----		MARRIAGE APPLICATIONS GRANTED
	FILED	TERMINATED	FILED	TERMINATED	FILED	TERMINATED	FILED	TERMINATED	FILED	TERMINATED	
ADAMS	16	15	3	3	0	0	14	14	6	6	266
ALLEN	53	58	322	327	27	22	11	8	42	36	856
ASHLAND	37	38	4	4	20	19	0	0	16	10	434
ASHTABULA	45	47	43	43	38	32	9	9	41	38	1047
ATHENS	16	10	172	182	4	4	16	16	13	11	503
AUGLAIZE	17	14	6	6	8	8	4	4	16	15	682
BELMONT	47	42	39	39	4	4	15	15	13	18	621
BROWN	25	27	6	6	5	5	22	22	10	10	280
BUTLER	159	134	80	58	63	44	25	25	86	84	2,586
CARROLL	22	21	1	1	4	7	1	1	4	5	217
CHAMPAIGN	14	20	0	0	8	7	3	3	16	19	328
CLARK	111	77	42	40	34	35	16	16	33	53	1,117
CLERMONT	84	81	46	56	44	44	12	12	39	35	1,512
CLINTON	27	27	16	8	7	6	7	7	19	19	374
COLUMBIANA	42	44	35	26	25	27	7	7	20	17	933
COSHOCTON	16	9	5	3	6	6	0	0	10	5	312
CRAWFORD	20	27	1	1	8	8	5	5	6	6	375
CUYAHOGA	415	443	1,247	1,187	320	320	122	122	834	834	10,746
DARKE	23	25	4	4	11	11	1	1	11	11	484
DEFIANCE	42	42	0	0	17	17	2	2	19	15	385
DELAWARE	34	41	4	3	9	9	11	11	30	28	536
ERIE	34	33	11	11	8	5	28	28	38	43	708
FAIRFIELD	95	86	25	27	24	22	4	4	34	32	955
FAYETTE	9	11	6	7	8	10	6	6	6	5	238
FRANKLIN	558	584	363	360	176	176	126	126	473	473	9,650
FULTON	13	18	6	6	19	19	4	4	8	4	357
GALLIA	15	10	58	50	2	2	24	24	5	3	312
GEAUGA	25	25	12	9	17	6	10	8	38	38	581
GREENE	82	76	26	19	14	11	28	28	69	67	873
GUERNSEY	23	20	149	65	6	7	9	9	9	6	396
HAMILTON	283	283	463	466	195	195	116	120	269	256	6,240
HANCOCK	47	51	11	11	3	3	9	9	24	13	654
HARDIN	14	12	9	9	5	5	6	5	5	2	244
HARRISON	15	12	1	1	3	3	7	7	5	3	152
HENRY	15	14	0	0	11	11	0	0	10	11	273
HIGHLAND	13	13	10	10	4	4	7	7	4	5	355
HOCKING	16	14	14	14	1	1	8	7	9	6	208
HOLMES	24	21	0	0	3	3	12	12	8	7	270
HURON	24	16	3	5	6	2	14	14	18	14	506
JACKSON	6	5	1	1	6	6	11	11	0	0	342
JEFFERSON	40	40	47	16	10	10	24	24	17	15	694
KNOX	33	20	16	9	4	3	14	14	3	5	478
LAKE	87	91	22	23	39	23	18	18	79	75	1,915
LAWRENCE	29	27	14	14	16	17	59	57	14	15	339
LICKING	64	62	23	23	18	19	11	11	34	34	1,234
LOGAN	20	20	0	4	5	6	8	10	7	3	447
LORAIN	83	87	46	54	37	36	11	11	105	75	2,203
LUCAS	238	219	409	411	67	68	15	17	124	51	7,952
MADISON	11	12	2	1	7	7	7	7	16	8	498
MAHONING	67	55	320	320	44	13	36	35	67	50	1,973
MARION	22	18	5	5	9	9	10	10	8	6	719
MEDINA	84	79	41	39	25	26	24	24	57	53	1,093
MEIGS	20	14	7	5	5	6	10	10	7	7	234
MERCER	14	14	1	1	5	5	11	11	5	5	342
MIAMI	58	59	39	32	22	22	9	9	71	57	954
MONROE	8	8	6	7	2	2	3	3	1	1	200
MONTGOMERY	256	285	271	266	87	84	37	37	226	235	8,885

COURTS OF COMMON PLEAS - PROBATE DIVISION
 MISCELLANEOUS ACTIVITIES (continued)
 1992

COUNTY	-- ADOPTIONS --		MENTAL ILLNESS - AND RETARDATION -		MINORS' - SETTLEMENTS -		BIRTH RECORD -- CORRECTION --		NAME ---- CHANGES ----		MARRIAGE APPLICATIONS GRANTED
	CASES FILED	CASES TERMINATED	CASES FILED	CASES TERMINATED	CASES FILED	CASES TERMINATED	CASES FILED	CASES TERMINATED	CASES FILED	CASES TERMINATED	
MORGAN	3	3	2	0	0	0	6	6	9	10	118
MORROW	18	15	1	0	2	1	1	1	6	1	231
MUSKINGUM	32	31	13	13	17	17	23	23	13	12	764
NOBLE	4	6	3	3	0	0	6	6	2	2	94
OTTAWA	25	26	1	1	5	3	3	3	6	4	318
PAULDING	16	19	4	4	5	4	9	9	3	2	127
PERRY	17	18	2	2	6	5	10	10	8	9	234
PICKAWAY	24	20	34	34	13	16	5	5	8	7	448
PIKE	10	11	4	0	3	1	12	11	11	10	263
PORTAGE	50	55	6	5	59	133	11	9	65	67	1,163
PREBLE	25	24	9	8	0	0	5	5	10	7	304
PUTNAM	8	12	5	5	7	7	9	9	7	7	269
RICHLAND	89	94	61	60	29	29	11	11	21	19	1,124
ROSS	23	33	103	104	4	5	8	8	13	15	719
SANDUSKY	32	27	8	8	13	4	3	3	29	17	522
SCIOTO	39	40	57	54	13	13	47	47	28	26	498
SENECA	43	44	15	13	13	7	6	6	15	11	490
SHELBY	28	20	3	3	5	4	2	2	10	10	424
STARK	254	243	297	297	78	77	36	36	173	192	3,274
SUMMIT	300	292	505	504	71	67	34	33	276	301	4,623
TRUMBULL	130	133	102	102	56	50	21	21	107	104	1,914
TUSCARAWAS	45	40	8	8	9	9	5	5	18	18	738
UNION	26	22	19	14	5	3	7	7	9	11	282
VAN WERT	18	17	4	4	1	1	12	12	7	7	295
VINTON	4	2	0	0	1	1	11	11	6	1	111
WARREN	114	105	62	63	25	25	8	8	32	32	1,116
WASHINGTON	21	21	2	3	6	4	8	7	19	17	660
WAYNE	53	49	8	8	26	24	20	20	14	14	935
WILLIAMS	27	19	7	7	11	9	6	6	1	1	381
WOOD	52	46	1	1	25	24	9	9	36	39	854
WYANDOT	7	12	2	3	9	9	0	0	4	4	178
STATEWIDE	5,247	5,155	5,861	5,629	2,092	2,034	1,393	1,386	4,123	3,935	101,539

**COURTS OF COMMON PLEAS - PROBATE DIVISION
STATEWIDE NEW CASES FILED AND TOTAL TERMINATIONS COMPARISON
1988 - 1992**



SECTION H

COURTS OF COMMON PLEAS

Juvenile Division

Note: Inconsistent reporting procedures by some courts are being identified and corrected. These differences may affect comparisons between courts.

COURTS OF COMMON PLEAS - JUVENILE DIVISION
COMPOSITE REPORT FORM FOR THE ENTIRE STATE
1992

	DELIN- QUENCY	TRAFFIC	DEPENDENCY, NEGLECT, OR ABUSE	UN- RULY	ADULT CASES	MOTION FOR PERMANENT CUSTODY	CHANGE CUSTODY/ VISITATION	ENFORCEMENT/ MODIFICATION OF SUPPORT	PAR- ENTAGE	U.R. E.S.A.	ALL OTHER CASES	TOTAL
CASES PENDING BEGINNING OF YEAR	13,348	8,715	3,075	3,379	670	337	1,868	2,861	13,284	1,409	829	49,775
NEW CASES FILED	82,165	99,245	14,635	18,766	2,696	624	4,983	7,945	27,886	2,894	3,006	264,845
TRANSFERRED IN OR REACTIVATED CASES	10,939	6,981	13,357	2,089	514	717	1,275	6,384	4,124	1,277	9,145	56,802
TOTAL CASES	106,452	114,941	31,067	24,234	3,880	1,678	8,126	17,190	45,294	5,580	12,980	371,422
CASES TERMINATED BY:												
TRIAL BY JUDGE	3,086	865	1,534	422	481	340	645	2,122	1,348	29	513	11,385
TRIAL BY REFEREE	6,809	4,679	1,928	934	176	126	684	4,080	6,145	195	8,863	34,619
DISMISSAL BY PARTY, JUDGE, OR PROSECUTOR	13,105	9,592	2,662	3,603	807	74	930	2,493	5,929	621	599	40,415
ADMISSION TO JUDGE	19,788	19,032	5,679	4,869	796	291	2,157	1,511	7,303	218	885	62,529
ADMISSION TO REFEREE	39,721	58,589	9,095	8,800	142	292	1,373	2,213	10,154	575	335	131,289
CERTIFICATION OR WAIVER GRANTED	402	X	X	X	X	X	X	X	X	X	X	402
UNAVAILABILITY OF PARTY FOR TRIAL	4,558	1,864	37	1,303	258	4	22	701	900	652	190	10,489
TRANSFERRED OUT	4,081	10,293	93	539	13	4	28	20	34	1,068	230	16,403
REFERRED TO PRIVATE JUDGE	X	X	X	X	X	X	0	0	0	0	1	1
INTERLOCUTORY APPEAL OR ORDER	12	55	0	0	0	1	90	1	3	0	0	162
ALL OTHER TERMINATIONS	1,867	1,605	7,145	576	203	186	598	504	1,057	135	725	14,601
TOTAL TERMINATIONS	93,429	106,574	28,173	21,046	2,876	1,318	6,527	13,645	32,873	3,493	12,341	322,295
CASES PENDING END OF YEAR	13,023	8,367	2,894	3,188	1,004	360	1,599	3,545	12,421	2,087	639	49,127
TIME GUIDELINE (MONTHS)	6	3	6	3	3	9	9	3	18	3	6	X
CASES PENDING END OF YEAR BEYOND TIME GUIDELINE	1,248	1,607	404	298	184	44	198	867	690	561	70	6,171
NUMBER OF INFORMAL CASES (ALL CASE TYPES)	37,190											

**COURTS OF COMMON PLEAS - JUVENILE DIVISION
OVERALL CASELOADS
1992**

COUNTY	NUMBER OF JUDGES	----- POPULATION -----		NEW FILINGS, TRANSFERS, AND REACTIVATIONS -----			----- TERMINATIONS -----		
		TOTAL	PER JUDGE	TOTAL	PER JUDGE	PER 1000 POPULATION	TOTAL	PER JUDGE	PER 1000 POPULATION
The judges of the following counties also have General, Domestic Relations, and Probate Division jurisdiction.									
ADAMS	1	25,371	24,328	519	519	20	493	493	19
HARRISON	1	16,085	16,085	248	248	15	266	266	17
HENRY	1	29,108	29,108	481	481	17	459	459	16
MORGAN	1	14,194	14,194	343	343	24	343	343	24
MORROW	1	27,749	27,749	645	645	23	628	628	23
NOBLE	1	11,336	11,336	129	129	11	107	107	9
WYANDOT	1	22,254	22,254	658	658	30	658	658	30

The judges of the following counties also have Domestic Relations Division jurisdiction.

ERIE	1	76,779	76,779	3,507	3,507	46	3,687	3,687	48
FRANKLIN	4	961,437	240,359	30,866	7,717	32	31,249	7,812	33
LORAIN	2	271,126	135,563	8,259	4,130	30	8,271	4,136	31
RICHLAND	1	126,137	126,137	4,237	4,237	34	4,145	4,145	33
STARK	2	367,585	183,793	8,363	4,182	23	8,693	4,347	24
TRUMBULL	2	227,813	113,907	6,340	3,170	28	6,340	3,170	28

The judges of the following counties have Juvenile Division jurisdiction exclusively.

BUTLER	1	291,479	291,479	6,647	6,647	23	6,396	6,396	22
CUYAHOGA	6	1,412,140	235,357	32,760	5,460	23	35,036	5,839	25
HAMILTON	2	866,228	433,114	46,273	23,137	53	46,793	23,397	54
LAKE	1	215,499	215,499	6,791	6,791	32	6,733	6,733	31
LUCAS	2	462,361	231,181	15,075	7,538	33	15,210	7,605	33
MAHONING	1	264,806	264,806	5,476	5,476	21	5,216	5,216	20
MONTGOMERY	1	573,809	573,809	16,599	16,599	29	16,441	16,441	29
SUMMIT	1	514,990	514,990	12,734	12,734	25	12,271	12,271	24

The judges of the following counties also have Probate Division jurisdiction.

ALLEN	1	109,755	109,755	4,814	4,814	44	4,528	4,528	41
ASHLAND	1	47,507	47,507	1,098	1,098	23	1,120	1,120	24
ASHTABULA	1	99,821	99,821	4,416	4,416	44	4,213	4,213	42
ATHENS	1	59,549	59,549	1,979	1,979	33	1,885	1,885	32
AUGLAIZE	1	44,585	44,585	1,123	1,123	25	1,095	1,095	25
BELMONT	1	71,074	71,074	1,537	1,537	22	1,569	1,569	22
BROWN	1	34,966	34,966	865	865	25	885	885	25
CARROLL	1	26,521	26,521	602	602	23	623	623	23
CHAMPAIGN	1	36,019	36,019	1,096	1,096	30	1,045	1,045	29
CLARK	1	147,548	147,548	5,828	5,828	39	5,561	5,561	38
CLERMONT	1	150,187	150,187	5,378	5,378	36	4,950	4,950	33
CLINTON	1	35,415	35,415	974	974	28	944	944	27
COLUMBIANA	1	108,276	108,276	2,540	2,540	23	2,328	2,328	22
COSHOCTON	1	35,427	35,427	653	653	18	634	634	18
CRAWFORD	1	47,870	47,870	1,204	1,204	25	1,170	1,170	24
DARKE	1	53,619	53,619	1,062	1,062	20	1,065	1,065	20
DEFIANCE	1	39,350	39,350	1,318	1,318	33	1,279	1,279	33
DELAWARE	1	66,929	66,929	1,641	1,641	25	1,515	1,515	23
FAIRFIELD	1	103,461	103,461	2,625	2,625	25	2,555	2,555	25
FAYETTE	1	27,466	27,466	904	904	33	897	897	33
FULTON	1	38,498	38,498	1,211	1,211	31	1,171	1,171	30
GALLIA	1	30,954	30,954	1,123	1,123	36	1,146	1,146	37
GEAUGA	1	81,129	81,129	1,489	1,489	18	1,697	1,697	21
GREENE	1	136,731	136,731	3,395	3,395	25	3,414	3,414	25

COURTS OF COMMON PLEAS - JUVENILE DIVISION
OVERALL CASELOADS (continued)
1992

COUNTY	NUMBER OF JUDGES	----- POPULATION -----		NEW FILINGS, TRANSFERS, AND REACTIVATIONS -----			----- TERMINATIONS -----		
		TOTAL	PER JUDGE	TOTAL	PER JUDGE	PER 1000 POPULATION	TOTAL	PER JUDGE	PER 1000 POPULATION
GUERNSEY	1	39,024	39,024	1,190	1,190	30	1,162	1,162	30
HANCOCK	1	65,536	65,536	1,783	1,783	27	1,782	1,782	27
HARDIN	1	31,111	31,111	1,007	1,007	32	968	968	31
HIGHLAND	1	35,728	35,728	1,048	1,048	29	1,066	1,066	30
HOCKING	1	25,533	25,533	1,089	1,089	43	1,097	1,097	43
HOLMES	1	32,849	32,849	481	481	15	501	501	15
HURON	1	56,240	56,240	1,561	1,561	28	1,522	1,522	27
JACKSON	1	30,230	30,230	1,327	1,327	44	1,194	1,194	39
JEFFERSON	1	80,298	80,298	1,179	1,179	15	1,246	1,246	16
KNOX	1	47,473	47,473	1,171	1,171	25	1,203	1,203	25
LAWRENCE	1	61,834	61,834	1,487	1,487	24	1,457	1,457	24
LICKING	1	128,300	128,300	2,538	2,538	20	2,497	2,497	19
LOGAN	1	42,310	42,310	1,761	1,761	42	1,612	1,612	38
MADISON	1	37,068	37,068	880	880	24	859	859	23
MARION	1	64,274	64,274	3,365	3,365	52	3,350	3,350	52
MEDINA	1	122,354	122,354	2,803	2,803	23	2,724	2,724	22
MEIGS	1	22,987	22,987	507	507	22	501	501	22
MERCER	1	39,443	39,443	1,557	1,557	39	1,526	1,526	39
MIAMI	1	93,182	93,182	3,536	3,536	38	3,709	3,709	40
MONROE	1	15,497	15,497	255	255	16	238	238	15
MUSKINGUM	1	82,068	82,068	2,830	2,830	34	2,618	2,618	32
OTTAWA	1	40,029	40,029	1,072	1,072	27	1,039	1,039	26
PAULDING	1	20,488	20,488	484	484	24	518	518	25
PERRY	1	31,557	31,557	604	604	19	640	640	20
PICKAWAY	1	48,255	48,255	1,192	1,192	25	1,244	1,244	26
PIKE	1	24,249	24,249	655	655	27	626	626	26
PORTAGE	1	142,585	142,585	2,562	2,562	18	2,516	2,516	18
PREBLE	1	40,113	40,113	1,029	1,029	26	1,013	1,013	25
PUTNAM	1	33,819	33,819	629	629	19	622	622	18
ROSS	1	69,330	69,330	1,958	1,958	28	1,869	1,869	27
SANDUSKY	1	61,963	61,963	1,783	1,783	29	1,739	1,739	28
SCIOTO	1	80,327	80,327	1,694	1,694	21	1,647	1,647	21
SENECA	1	59,733	59,733	1,893	1,893	32	1,914	1,914	32
SHELBY	1	44,915	44,915	1,359	1,359	30	1,362	1,362	30
TUSCARAWAS	1	84,090	84,090	1,780	1,780	21	1,753	1,753	21
UNION	1	31,969	31,969	1,162	1,162	36	1,146	1,146	36
VAN WERT	1	30,464	30,464	983	983	32	988	988	32
VINTON	1	11,098	11,098	201	201	18	222	222	20
WARREN	1	113,909	113,909	3,255	3,255	29	3,514	3,514	31
WASHINGTON	1	62,254	62,254	981	981	16	999	999	16
WAYNE	1	101,461	101,461	2,838	2,838	28	3,020	3,020	30
WILLIAMS	1	36,956	36,956	1,022	1,022	28	1,023	1,023	28
WOOD	1	113,269	113,269	3,331	3,331	29	3,325	3,325	29
STATEWIDE	101	10,847,115	107,397	321,647	3,185	30	322,295	3,191	30

All population figures based on 1990 U.S. Census

**COURTS OF COMMON PLEAS - JUVENILE DIVISION
DELINQUENCY OVERALL CASELOADS
1992**

COUNTY	CASES PENDING JANUARY 1	NEW FILINGS	REACTIVATIONS AND TRANSFERS	TOTAL CASES	TOTAL TERMIN- ATIONS	% NET INCREASE IN CASELOAD	CASES PENDING DECEMBER 31	CASES PENDING BEYOND TIME GUIDELINES
ADAMS	18	100	0	118	96	22.2%	22	7
ALLEN	364	1,078	353	1,795	1,474	-11.8%	321	17
ASHLAND	3	199	31	233	227	100.0%	6	0
ASHTABULA	258	1,200	0	1,458	1,163	14.3%	295	0
ATHENS	32	453	25	510	412	206.3%	98	0
AUGLAIZE	46	280	17	343	283	30.4%	60	0
BELMONT	115	541	3	659	584	-34.8%	75	0
BROWN	39	110	61	210	181	-25.6%	29	0
BUTLER	170	1,522	0	1,692	1,507	8.8%	185	53
CARROLL	22	188	18	228	205	4.5%	23	0
CHAMPAIGN	7	410	54	471	453	157.1%	18	0
CLARK	102	977	454	1,533	1,426	4.9%	107	0
CLERMONT	293	1,756	5	2,054	1,657	35.5%	397	0
CLINTON	0	251	27	278	264	-	14	0
COLUMBIANA	8	326	27	361	341	150.0%	20	0
COSHOCTON	27	102	25	154	120	25.9%	34	0
CRAWFORD	33	297	51	381	340	24.2%	41	1
CUYAHOGA	1,928	7,197	0	9,125	7,398	-10.4%	1,727	180
DARKE	17	208	0	225	201	41.2%	24	0
DEFIANCE	27	362	31	420	360	122.2%	60	6
DELAWARE	126	481	24	631	413	73.0%	218	11
ERIE	418	1,501	119	2,038	1,581	9.3%	457	119
FAIRFIELD	74	327	164	565	478	17.6%	87	5
FAYETTE	24	219	87	330	314	-33.3%	16	0
FRANKLIN	1,121	5,307	2,472	8,900	8,682	-80.6%	218	9
FULTON	16	297	8	321	273	200.0%	48	0
GALLIA	29	139	14	182	158	-17.2%	24	2
GEAUGA	123	472	5	600	592	-93.5%	8	0
GREENE	137	484	415	1,036	960	-44.5%	76	15
GUERNSEY	65	260	47	372	287	30.8%	85	1
HAMILTON	1,855	17,046	2,408	21,309	19,585	-7.1%	1,724	23
HANCOCK	40	435	9	484	457	-32.5%	27	0
HARDIN	6	138	23	167	155	100.0%	12	0
HARRISON	8	38	8	54	51	-62.5%	3	0
HENRY	13	127	0	140	120	53.8%	20	0
HIGHLAND	18	237	42	297	275	22.2%	22	0
HOCKING	32	246	60	338	291	46.9%	47	0
HOLMES	11	132	15	158	151	-36.4%	7	0
HURON	51	377	44	472	422	-2.0%	50	0
JACKSON	18	224	96	338	266	300.0%	72	0
JEFFERSON	33	250	34	317	275	27.3%	42	2
KNOX	24	280	119	423	401	-8.3%	22	0
LAKE	250	1,995	192	2,437	2,107	32.0%	330	0
LAWRENCE	33	393	0	426	400	-21.2%	26	0
LICKING	53	480	232	765	720	-15.1%	45	0
LOGAN	49	380	32	461	391	42.9%	70	0
LORAIN	269	1,885	16	2,170	1,860	15.2%	310	0
LUCAS	1,142	4,037	625	5,804	4,717	-4.8%	1,087	204
MADISON	13	141	16	170	150	53.8%	20	0
MAHONING	391	1,513	1	1,905	1,312	51.7%	593	170
MARION	104	1,313	33	1,450	1,335	10.6%	115	3
MEDINA	63	993	60	1,116	1,001	82.5%	115	2
MEIGS	12	196	8	216	190	116.7%	26	0
MERCER	14	432	59	505	477	100.0%	28	0
MIAMI	154	1,281	0	1,435	1,307	-16.9%	128	1
MONROE	3	67	3	73	67	100.0%	6	0
MONTGOMERY	760	3,310	272	4,342	3,574	1.1%	768	128

COURTS OF COMMON PLEAS - JUVENILE DIVISION
 DELINQUENCY OVERALL CASELOADS (continued)
 1992

COUNTY	CASES PENDING JANUARY 1	NEW FILINGS	REACTIVATIONS AND TRANSFERS	TOTAL CASES	TOTAL TERMIN- ATIONS	% NET INCREASE IN CASELOAD	CASES PENDING DECEMBER 31	CASES PENDING BEYOND TIME GUIDELINES
MORGAN	16	53	16	85	72	-18.8%	13	0
MORROW	10	136	20	166	144	120.0%	22	0
MUSKINGUM	21	538	0	559	491	223.8%	68	0
NOBLE	2	20	7	29	17	500.0%	12	3
OTTAWA	24	353	40	417	370	95.8%	47	0
PAULDING	20	84	20	124	112	-40.0%	12	0
PERRY	17	182	3	202	190	-29.4%	12	0
PICKAWAY	65	381	45	491	442	-24.6%	49	0
PIKE	10	139	11	160	141	-90.0%	19	0
PORTAGE	55	625	30	710	653	3.6%	57	0
PREBLE	14	264	25	303	273	114.3%	30	0
PUTNAM	10	144	44	198	192	-40.0%	6	0
RICHLAND	133	851	547	1,531	1,334	48.1%	197	0
ROSS	34	537	23	594	550	29.4%	44	0
SANDUSKY	51	545	16	612	544	33.3%	68	10
SCIOTO	143	460	72	675	553	-14.7%	122	12
SENECA	76	643	29	748	658	18.4%	90	13
SHELBY	18	411	33	462	425	105.6%	37	0
STARK	342	1,539	385	2,266	1,961	-10.8%	305	9
SUMMIT	162	3,578	113	3,853	3,481	129.6%	372	112
TRUMBULL	310	791	237	1,338	998	9.7%	340	122
TUSCARAWAS	82	632	15	729	623	29.3%	106	0
UNION	83	392	8	483	443	-51.8%	40	0
VAN WERT	16	290	23	329	309	25.0%	20	0
VINTON	4	44	10	58	52	-50.0%	6	0
WARREN	240	896	40	1,176	1,063	-52.9%	113	7
WASHINGTON	41	204	18	263	226	-9.8%	37	1
WAYNE	106	655	30	791	721	-34.0%	70	0
WILLIAMS	9	334	7	350	323	200.0%	27	0
WOOD	167	1,358	102	1,627	1,455	3.0%	172	0
WYANDOT	6	96	26	128	126	-66.7%	2	0
STATEWIDE	13,348	82,165	10,939	106,452	93,429	-2.4%	13,023	1,248

COURTS OF COMMON PLEAS - JUVENILE DIVISION
DELINQUENCY TERMINATIONS
1992

COUNTY	***TRIAL BY***		DISMISSAL BY PARTY, JUDGE, OR PROSECUTOR	**ADMISSION TO**		CERTIFICATION OR WAIVER GRANTED	UNAVAIL- ABILITY OF PARTY	TRANS- FERRED OUT	INTERLOCU- TORY APPEAL OR ORDER	OTHER TERMIN- ATIONS	TOTAL TERMIN- ATIONS
	JUDGE	REFEREE		JUDGE	REFEREE						
ADAMS	75	0	7	0	0	0	0	14	0	0	96
ALLEN	192	50	363	114	493	3	0	66	0	193	1,474
ASHLAND	5	0	12	174	0	0	0	35	0	1	227
ASHTABULA	13	118	171	90	742	1	0	4	0	24	1,163
ATHENS	2	1	72	108	192	0	2	33	0	2	412
AUGLAIZE	8	0	29	185	0	0	1	60	0	0	283
BELMONT	6	0	182	360	0	2	0	32	0	2	584
BROWN	58	0	36	71	0	0	4	5	0	7	181
BUTLER	151	412	142	8	629	8	0	69	0	88	1,507
CARROLL	13	0	18	132	0	0	0	39	0	3	205
CHAMPAIGN	20	0	40	323	0	0	1	62	0	7	453
CLARK	7	51	269	876	19	8	0	144	0	52	1,426
CLERMONT	83	64	259	749	480	0	9	4	0	9	1,657
CLINTON	87	0	14	161	0	0	0	2	0	0	264
COLUMBIANA	9	251	14	1	36	0	0	30	0	0	341
COSHOCTON	22	0	11	66	0	0	2	5	0	14	120
CRAWFORD	1	0	15	299	0	0	0	25	0	0	340
CUYAHOGA	105	52	613	3,203	3,131	45	157	92	0	0	7,398
DARKE	5	0	10	150	31	0	0	5	0	0	201
DEFIANCE	4	1	40	251	20	0	0	42	0	2	360
DELAWARE	73	0	83	121	116	0	0	8	0	12	413
ERIE	4	18	215	83	904	0	32	302	0	23	1,581
FAIRFIELD	0	0	56	187	188	0	0	35	0	12	478
FAYETTE	32	0	24	218	0	0	0	17	0	23	314
FRANKLIN	1	238	3,012	31	4,403	22	700	60	11	204	8,682
FULTON	8	0	65	144	11	0	2	40	0	3	273
GALLIA	30	0	27	88	0	0	0	4	0	9	158
GEAUGA	12	4	16	260	158	0	0	38	0	104	592
GREENE	2	238	87	0	458	0	0	175	0	0	960
GUERNSEY	28	0	34	182	0	0	0	19	0	24	287
HAMILTON	571	4,772	1,565	640	8,801	229	2,668	339	0	0	19,585
HANCOCK	24	0	20	182	162	0	0	65	0	4	457
HARDIN	0	0	6	127	0	0	1	0	0	12	155
HARRISON	0	0	8	37	0	2	0	2	0	2	51
HENRY	2	0	6	90	2	0	0	16	0	4	120
HIGHLAND	76	0	9	161	0	0	0	29	0	0	275
HOCKING	30	0	19	148	0	0	3	23	0	68	291
HOLMES	3	0	5	102	15	0	0	26	0	0	151
HURON	37	9	107	112	94	0	13	50	0	0	422
JACKSON	10	0	27	201	0	0	0	9	0	19	266
JEFFERSON	17	0	50	203	0	0	0	0	0	5	275
KNOX	2	0	22	265	1	0	7	21	0	83	401
LAKE	12	9	319	309	1,166	1	41	77	0	173	2,107
LAWRENCE	9	7	63	207	114	0	0	0	0	0	400
LICKING	41	32	59	315	202	0	3	51	0	17	720
LOGAN	0	0	44	287	2	0	0	39	0	19	391
LORAIN	25	2	251	183	1,260	7	96	35	0	1	1,860
LUCAS	14	35	138	92	3,641	17	729	26	0	25	4,717
MADISON	15	0	10	64	59	0	0	2	0	0	150
MAHONING	20	104	347	349	460	2	10	9	0	11	1,312
MARION	4	16	100	38	1,109	0	0	68	0	0	1,335
MEDINA	123	0	88	680	23	0	0	85	0	2	1,001
MEIGS	0	0	25	161	0	0	0	4	0	0	190
MERCER	9	0	34	387	0	0	0	29	0	18	477
MIAMI	0	0	151	731	249	0	0	176	0	0	1,307
MONROE	5	0	5	55	0	0	0	2	0	0	67
MONTGOMERY	5	47	1,065	21	2,202	22	0	198	0	14	3,574

COURTS OF COMMON PLEAS - JUVENILE DIVISION
DELINQUENCY TERMINATIONS (continued)
1992

COUNTY	***TRIAL BY***		DISMISSAL BY PARTY, JUDGE, OR PROSECUTOR	**ADMISSION TO**		CERTIFICATION OR WAIVER GRANTED	UNAVAIL- ABILITY OF PARTY	TRANS- FERRED OUT	INTERLOCU- TORY APPEAL OR ORDER	OTHER TERMIN- ATIONS	TOTAL TERMIN- ATIONS
	JUDGE	REFEREE		JUDGE	REFEREE						
MORGAN	13	0	4	24	0	0	4	16	0	11	72
MORROW	6	0	25	91	0	0	0	14	0	8	144
MUSKINGUM	2	40	0	84	344	0	0	21	0	0	491
NOBLE	2	0	3	11	0	0	0	1	0	0	17
OTTAWA	6	0	27	285	6	0	0	43	0	3	370
PAULDING	24	0	11	69	0	0	0	8	0	0	112
PERRY	23	0	6	140	0	0	1	20	0	0	190
PICKAWAY	52	0	25	313	0	0	0	15	0	37	442
PIKE	29	0	27	74	0	0	0	11	0	0	141
PORTAGE	1	4	152	92	365	0	6	22	0	11	653
PREBLE	52	0	21	184	0	0	3	13	0	0	273
PUTNAM	13	0	14	153	0	0	1	11	0	0	192
RICHLAND	144	19	52	296	788	5	6	24	0	0	1,334
ROSS	3	35	70	107	270	2	0	63	0	0	550
SANDUSKY	9	2	50	394	38	0	1	31	0	19	544
SCIOTO	57	14	106	193	12	1	11	4	0	155	553
SENECA	10	0	29	560	0	0	1	58	0	0	658
SHELBY	180	0	78	121	0	0	0	28	0	18	425
STARK	10	93	217	184	1,121	6	23	83	0	224	1,961
SUMMIT	131	0	664	60	2,391	11	0	201	0	23	3,481
TRUMBULL	1	5	155	5	793	5	12	17	0	5	998
TUSCARAWAS	0	0	46	109	412	0	0	56	0	0	623
UNION	29	0	59	211	74	0	1	68	1	0	443
VAN WERT	14	0	21	236	0	0	0	38	0	0	309
VINTON	48	0	2	0	0	0	1	1	0	0	52
WARREN	103	58	271	220	235	2	0	174	0	0	1,063
WASHINGTON	1	2	50	30	112	0	4	12	0	15	226
WAYNE	0	6	39	50	520	1	2	62	0	41	721
WILLIAMS	8	0	26	158	92	0	0	39	0	0	323
WOOD	0	0	371	455	575	0	0	54	0	0	1,455
WYANDOT	5	0	5	97	0	0	0	17	0	2	126
STATEWIDE	3,086	6,809	13,105	19,788	39,721	402	4,558	4,081	12	1,867	93,429

88

COURTS OF COMMON PLEAS - JUVENILE DIVISION
UNRULY OVERALL CASELOADS
1992

COUNTY	CASES PENDING JANUARY 1	NEW FILINGS	REACTIVATIONS AND TRANSFERS	TOTAL CASES	TOTAL TERMIN- ATIONS	% NET INCREASE IN CASELOAD	CASES PENDING DECEMBER 31	CASES PENDING BEYOND TIME GUIDELINES
ADAMS	5	33	0	38	31	40.0%	7	0
ALLEN	42	278	12	332	265	59.5%	67	3
ASHLAND	0	33	5	38	38	0.0%	0	0
ASHTABULA	21	512	36	569	482	314.3%	87	0
ATHENS	35	153	2	190	175	-57.1%	15	0
AUGLAIZE	12	81	7	100	90	-16.7%	10	0
BELMONT	22	102	1	125	112	-40.9%	13	0
BROWN	20	79	45	144	137	-65.0%	7	0
BUTLER	19	394	5	418	399	0.0%	19	6
CARROLL	6	56	1	63	62	-83.3%	1	0
CHAMPAIGN	2	127	13	142	133	350.0%	9	0
CLARK	4	109	4	117	115	-50.0%	2	0
CLERMONT	182	617	0	799	602	8.2%	197	0
CLINTON	0	80	7	87	85	-	2	0
COLUMBIANA	4	171	4	179	171	100.0%	8	0
COSHOCTON	5	18	3	26	15	120.0%	11	0
CRAWFORD	18	179	2	199	193	-66.7%	6	0
CUYAHOGA	121	632	1	754	689	-46.3%	65	19
DARKE	4	71	1	76	70	50.0%	6	0
DEFIANCE	15	171	8	194	176	20.0%	18	2
DELAWARE	50	136	6	192	142	0.0%	50	8
ERIE	119	322	8	449	325	4.2%	124	52
FAIRFIELD	12	77	30	119	104	25.0%	15	1
FAYETTE	11	75	18	104	94	-9.1%	10	1
FRANKLIN	336	666	365	1,367	1,251	-65.5%	116	3
FULTON	4	64	0	68	68	-100.0%	0	0
GALLIA	21	115	8	144	132	-42.9%	12	2
GEAUGA	31	68	15	114	114	-100.0%	0	0
GREENE	33	169	212	414	390	-27.3%	24	2
GUERNSEY	12	118	21	151	110	241.7%	41	9
HAMILTON	436	1,975	290	2,701	2,378	-25.9%	323	3
HANCOCK	7	74	0	81	77	-42.9%	4	0
HARDIN	4	114	2	120	117	-25.0%	3	0
HARRISON	4	26	4	34	26	100.0%	8	0
HENRY	3	24	0	27	23	33.3%	4	0
HIGHLAND	2	139	11	152	146	200.0%	6	0
HOCKING	15	66	19	100	90	-33.3%	10	0
HOLMES	1	38	0	39	37	100.0%	2	0
HURON	26	162	8	196	175	-19.2%	21	0
JACKSON	10	169	63	242	211	210.0%	31	0
JEFFERSON	14	147	1	162	135	92.9%	27	5
KNOX	8	94	20	122	105	112.5%	17	0
LAKE	45	513	32	590	527	40.0%	63	0
LAWRENCE	8	295	0	303	276	237.5%	27	0
LICKING	5	105	57	167	160	40.0%	7	0
LOGAN	5	195	7	207	174	560.0%	33	5
LORAIN	73	312	2	387	365	-69.9%	22	0
LUCAS	74	472	261	807	740	-9.5%	67	15
MADISON	2	80	5	87	79	300.0%	8	0
MAHONING	10	146	0	156	132	140.0%	24	4
MARION	30	244	6	280	261	-36.7%	19	2
MEDINA	20	152	16	188	168	0.0%	20	1
MEIGS	5	97	0	102	99	-40.0%	3	0
MERCER	3	98	3	104	89	400.0%	15	0
MIAMI	125	597	23	745	643	-18.4%	102	0
MONROE	1	11	0	12	9	200.0%	3	0
MONTGOMERY	102	585	39	726	534	88.2%	192	42

COURTS OF COMMON PLEAS - JUVENILE DIVISION
UNRULY OVERALL CASELOADS (continued)
1992

COUNTY	CASES PENDING JANUARY 1	NEW FILINGS	REACTIVATIONS AND TRANSFERS	TOTAL CASES	TOTAL TERMIN- ATIONS	% NET INCREASE IN CASELOAD	CASES PENDING DECEMBER 31	CASES PENDING BEYOND TIME GUIDELINES
MORGAN	16	47	1	64	55	-43.8%	9	0
MORROW	8	59	8	75	69	-25.0%	6	0
MUSKINGUM	9	375	1	385	324	577.8%	61	0
NOBLE	0	17	0	17	12	-	5	4
OTTAWA	10	45	3	58	55	-70.0%	3	0
PAULDING	11	47	9	67	59	-27.3%	8	0
PERRY	20	79	0	99	87	-40.0%	12	0
PICKAWAY	12	105	4	121	107	16.7%	14	0
PIKE	3	129	5	137	122	400.0%	15	0
PORTAGE	0	123	4	127	120	-	7	0
PREBLE	13	116	0	129	117	-7.7%	12	0
PUTNAM	1	51	1	53	53	-100.0%	0	0
RICHLAND	47	529	23	599	516	76.6%	83	0
ROSS	23	263	4	290	268	-4.3%	22	0
SANDUSKY	18	144	1	163	140	27.8%	23	7
SCIOTO	81	281	43	405	295	35.8%	110	13
SENECA	18	216	2	236	209	50.0%	27	4
SHELBY	7	134	12	153	147	-14.3%	6	0
STARK	132	546	65	743	686	-56.8%	57	12
SUMMIT	337	795	3	1,135	797	0.3%	338	4
TRUMBULL	122	490	135	747	573	42.6%	174	55
TUSCARAWAS	29	118	0	147	140	-75.9%	7	0
UNION	13	164	2	179	161	38.5%	18	0
VAN WERT	1	40	3	44	42	100.0%	2	0
VINTON	2	24	0	26	25	-50.0%	1	0
WARREN	110	477	3	590	522	-38.2%	68	9
WASHINGTON	17	59	7	83	67	-5.9%	16	0
WAYNE	71	344	8	423	387	-49.3%	36	5
WILLIAMS	5	28	0	33	28	0.0%	5	0
WOOD	37	248	31	316	278	2.7%	38	0
WYANDOT	2	37	2	41	39	0.0%	2	0
STATEWIDE	3,379	18,766	2,089	24,234	21,046	-5.7%	3,188	298

88

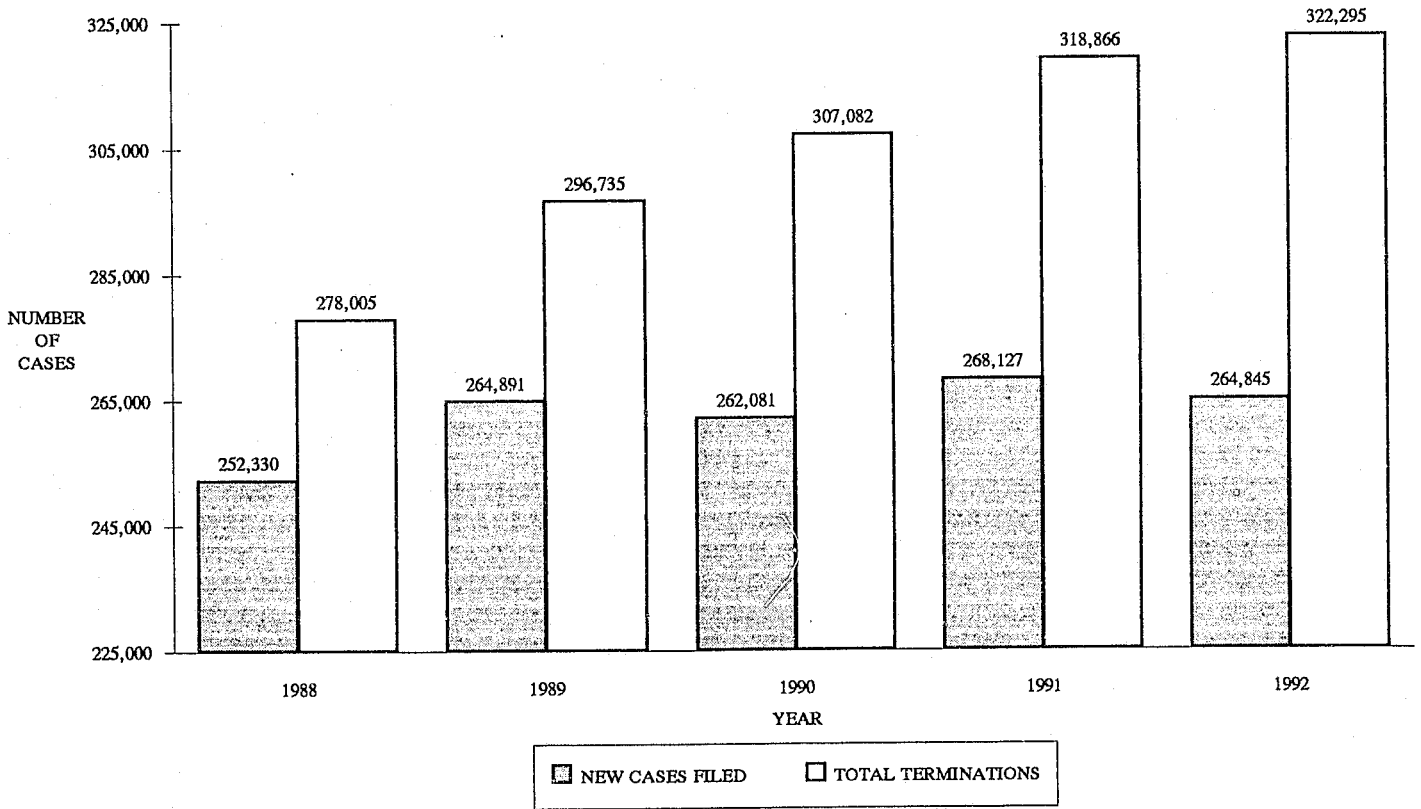
COURTS OF COMMON PLEAS - JUVENILE DIVISION
UNRULY TERMINATIONS
1992

COUNTY	***TRIAL BY***		DISMISSAL BY PARTY, JUDGE, OR PROSECUTOR	**ALMISSION TO**		UNAVAIL- ABILITY OF PARTY	TRANS- FERRED OUT	INTERLOCU- TORY APPEAL OR ORDER	OTHER TERMIN- ATIONS	TOTAL TERMIN- ATIONS
	JUDGE	REFEREE		JUDGE	REFEREE					
ADAMS	23	0	8	0	0	0	0	0	0	31
ALLEN	6	21	52	4	166	0	8	0	8	265
ASHLAND	2	0	4	30	0	0	1	0	1	38
ASHTABULA	0	1	55	24	402	0	0	0	0	482
ATHENS	2	0	28	29	99	3	13	0	1	175
AUGLAIZE	5	0	19	48	0	0	18	0	0	90
BELMONT	0	0	20	90	0	0	1	0	1	112
BROWN	47	0	13	70	0	6	1	0	0	137
BUTLER	1	99	12	0	267	0	0	0	20	399
CARROLL	4	0	11	42	0	0	5	0	0	62
CHAMPAIGN	0	0	15	112	0	1	2	0	3	133
CLARK	0	1	19	72	1	0	21	0	1	115
CLERMONT	18	6	125	261	186	0	0	0	6	602
CLINTON	13	0	9	63	0	0	0	0	0	85
COLUMBIANA	3	140	14	0	14	0	0	0	0	171
COSHOCTON	1	0	2	10	0	0	0	0	2	15
CRAWFORD	0	0	4	177	0	1	11	0	0	193
CUYAHOGA	1	2	163	57	170	290	6	0	0	689
DARKE	1	0	0	58	11	0	0	0	0	70
DEFIANCE	1	0	44	106	8	0	17	0	0	176
DELAWARE	11	0	34	39	53	0	4	0	1	142
ERIE	0	1	59	5	240	3	17	0	0	325
FAIRFIELD	0	0	16	70	11	0	1	0	6	104
FAYETTE	6	0	4	75	0	0	3	0	6	94
FRANKLIN	0	6	355	0	633	154	4	0	99	1,251
FULTON	1	0	13	46	0	0	6	0	2	68
GALLIA	22	0	44	63	0	0	1	0	2	132
GEAUGA	0	0	6	48	23	0	0	0	37	114
GREENE	3	348	32	0	3	0	4	0	0	390
GUERNSEY	4	0	25	68	0	0	1	0	12	110
HAMILTON	2	244	710	0	956	439	27	0	0	2,378
HANCOCK	0	0	12	60	4	0	0	0	1	77
HARDIN	0	0	18	94	0	0	5	0	0	117
HARRISON	0	0	3	22	0	0	1	0	0	26
HENRY	0	0	4	12	0	0	6	0	1	23
HIGHLAND	35	0	11	89	0	0	11	0	0	146
HOCKING	4	0	13	46	0	1	0	0	26	90
HOLMES	0	0	3	32	1	0	1	0	0	37
HUKON	3	0	31	61	61	5	14	0	0	175
JACKSON	0	0	30	173	0	0	4	0	4	211
JEFFERSON	4	1	21	95	8	1	0	0	5	135
KNOX	0	0	2	89	0	1	0	0	13	105
LAKE	0	2	89	79	306	10	3	0	38	527
LAWRENCE	4	6	26	121	119	0	0	0	0	276
LUCKING	5	5	16	60	66	3	1	0	4	160
LOGAN	0	0	28	122	0	0	16	0	8	174
LORAIN	1	0	84	1	251	28	0	0	0	365
LUCAS	1	2	112	13	294	318	0	0	0	740
MADISON	5	0	1	17	55	0	1	0	0	79
MAHONING	0	2	2	4	118	0	0	0	6	132
MARION	1	0	34	4	207	0	15	0	0	261
MEDINA	16	0	27	111	14	0	0	0	0	168
MEIGS	0	0	7	92	0	0	0	0	0	99
MERCER	1	0	6	65	0	0	16	0	1	89
MIAMI	0	0	30	46	505	0	62	0	0	643
MONROE	0	0	1	8	0	0	0	0	0	9
MONTGOMERY	0	0	187	0	343	0	3	0	1	534

COURTS OF COMMON PLEAS - JUVENILE DIVISION
UNRULY TERMINATIONS (continued)
1992

COUNTY	***TRIAL BY***		DISMISSAL BY PARTY, JUDGE, OR PROSECUTOR	**ADMISSION TO**		UNAVAIL- ABILITY OF PARTY	TRANS- FERRED OUT	INTERLOCU- TORY APPEAL OR ORDER	OTHER TERMIN- ATIONS	TOTAL TERMIN- ATIONS
	JUDGE	REFEREE		JUDGE	REFEREE					
MORGAN	12	0	10	12	0	2	1	0	18	55
MORROW	1	0	9	52	0	0	4	0	3	69
MUSKINGUM	0	4	0	16	304	0	0	0	0	324
NOBLE	3	0	0	7	0	0	2	0	0	12
OTTAWA	0	0	9	41	1	0	4	0	0	55
PAULDING	13	0	5	41	0	0	0	0	0	59
PERRY	6	0	6	74	0	1	0	0	0	87
PICKAWAY	5	0	3	94	0	0	1	0	4	107
PIKE	1	0	26	74	0	0	1	0	20	122
PORTAGE	0	0	27	0	88	1	4	0	0	120
PREBLE	13	0	7	84	0	1	0	0	12	117
PUTNAM	1	0	9	41	0	1	1	0	0	53
RICHLAND	9	1	20	68	415	2	1	0	0	516
ROSS	0	13	49	60	140	0	6	0	0	268
SANDUSKY	0	0	7	117	10	0	4	0	2	140
SCIOTO	24	4	99	130	3	8	0	0	27	295
SENECA	0	0	21	178	0	0	10	0	0	209
SHELBY	46	0	18	71	0	0	2	0	10	147
STARK	0	15	101	27	464	6	29	0	44	686
SUMMIT	0	1	120	0	612	0	35	0	29	797
TRUMBULL	0	1	79	17	462	7	6	0	1	573
TUSCARAWAS	0	0	18	28	94	0	0	0	0	140
UNION	4	0	20	65	53	1	18	0	0	161
VAN WERT	0	0	7	33	0	0	2	0	0	42
VINTON	23	0	0	0	0	2	0	0	0	25
WARREN	4	6	84	203	139	0	28	0	58	522
WASHINGTON	0	1	13	6	41	2	1	0	3	67
WAYNE	0	1	42	8	265	5	38	0	28	387
WILLIAMS	0	0	2	26	0	0	0	0	0	28
WOOD	0	0	76	78	114	0	10	0	0	278
WYANDOT	0	0	3	35	0	0	0	0	1	39
STATEWIDE	422	934	3,603	4,869	8,800	1,303	539	0	576	21,046

COURTS OF COMMON PLEAS - JUVENILE DIVISION
STATEWIDE NEW CASES FILED AND TOTAL TERMINATIONS COMPARISON
1988 - 1992



SECTION I

MUNICIPAL COURTS

Note: Inconsistent reporting procedures by some courts are being identified and corrected. These differences may affect comparisons between courts.

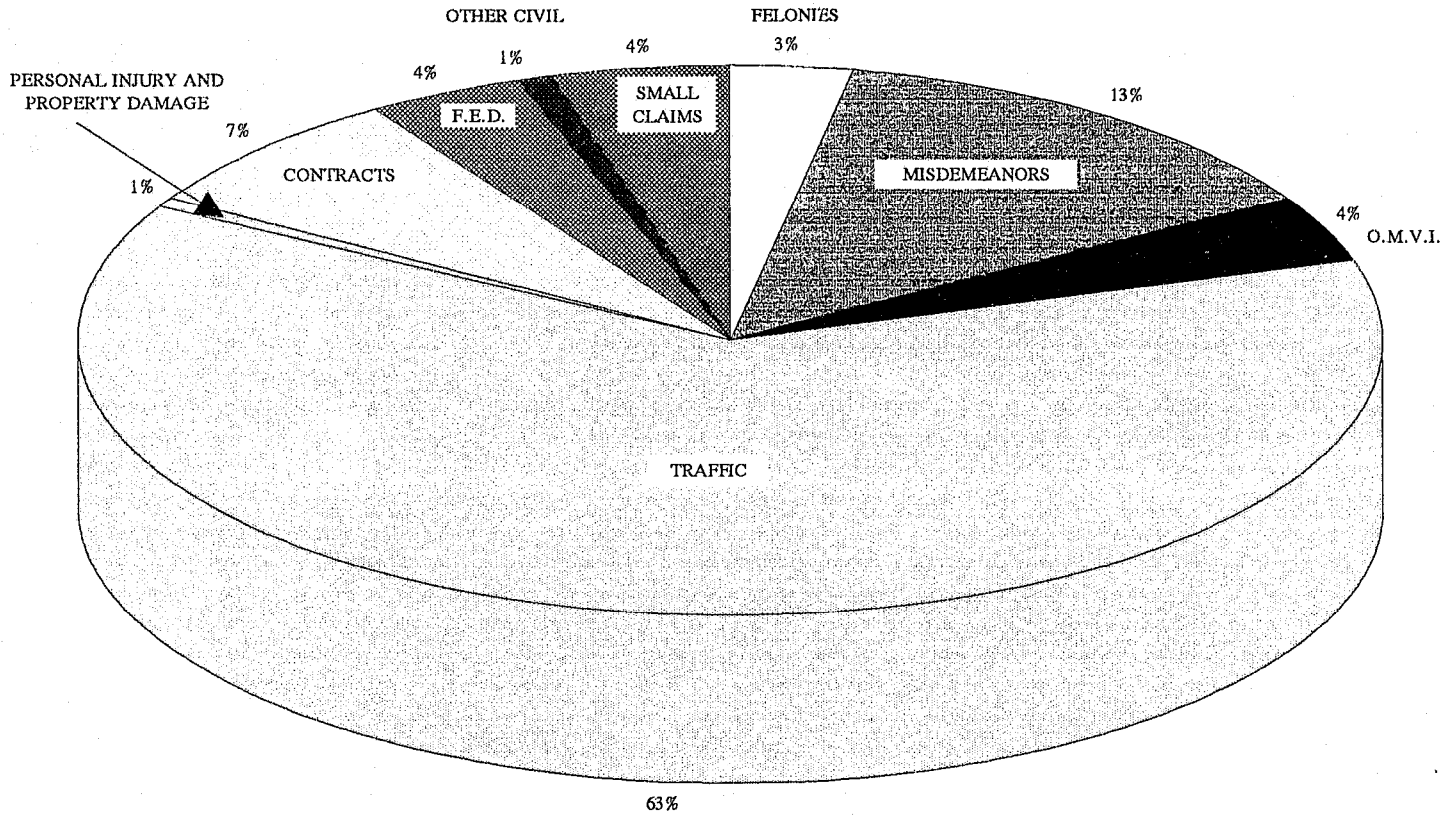
**MUNICIPAL COURTS
COMPOSITE ADMINISTRATIVE JUDGE REPORT FOR THE ENTIRE STATE
1992**

	FELONIES	MISDE- MEANORS	O.M.V.I.	PERSONAL INJURY AND PROPERTY			F. E. D.	OTHER CIVIL	SMALL CLAIMS	TOTAL
				OTHER TRAFFIC	DAMAGE	CONTRACTS				
CASES PENDING BEGINNING OF YEAR	9,958	42,193	9,666	88,903	4,671	43,320	27,352	9,950	23,808	259,821
NEW CASES FILED	65,701	288,995	80,807	1,349,933	14,062	153,695	81,674	22,303	90,370	2,147,540
TRANSFERRED IN OR REACTIVATED	7,277	54,956	7,992	116,243	906	2,660	8,683	3,862	487	203,066
TOTAL CASES	82,936	386,144	98,465	1,555,079	19,639	199,675	117,709	36,115	114,665	2,610,427
CASES TERMINATED BY:										
HEARING BY JUDGE	14,438	98,904	21,518	170,349	7,464	102,423	26,789	8,517	17,046	467,448
HEARING BY REFEREE	X	7,811	1,827	139,821	1,047	13,684	20,513	2,593	45,637	232,933
TRANSFER (INCLUDES INDIVIDUAL JUDGE ASSIGNMENT)	21,066	110,756	56,155	104,660	3,658	19,963	5,754	3,801	1,288	327,101
DISMISSAL: LACK OF SPEEDY TRIAL (CRIM.) OR WANT OF PROSECUTION (CIVIL)	340	850	50	527	599	7,364	15,354	467	3,731	29,282
OTHER DISMISSALS	27,401	22,849	1,204	59,187	1,809	19,483	14,742	3,126	19,825	169,626
VIOLATIONS BUREAU	X	29,242	X	804,746	X	X	X	X	X	833,988
UNAVAILABILITY OF ACCUSED	8,062	62,440	5,346	198,001	X	X	X	X	X	273,849
BANKRUPTCY STAY OR INTERLOCUTORY APPEAL	116	131	8	216	61	1,237	93	149	253	2,264
ALL OTHER TERMINATIONS	284	3,172	791	5,824	494	4,134	2,338	5,964	1,023	24,024
TOTAL TERMINATIONS	71,707	336,155	86,899	1,483,331	15,132	168,288	85,583	24,617	88,803	2,360,515
CASES PENDING END OF YEAR	11,229	49,989	11,566	71,748	4,507	31,387	32,126	11,498	25,862	249,912
TIME GUIDELINE (MONTHS)	1	6	6	6	24	12	12	12	6	X
CASES PENDING END OF YEAR BEYOND TIME GUIDELINE	709	548	70	1,319	14	375	136	47	478	3,696

**MUNICIPAL COURTS
COMPOSITE INDIVIDUAL JUDGE REPORT FORM FOR THE ENTIRE STATE
1992**

	<u>MISDE- MEANORS</u>	<u>O. M. V. I.</u>	<u>OTHER TRAFFIC</u>	<u>PERSONAL INJURY AND PROPERTY DAMAGE</u>	<u>CONTRACTS</u>	<u>F. E. D.</u>	<u>OTHER CIVIL</u>	<u>TOTAL</u>
CASES PENDING BEGINNING OF YEAR	18,549	11,596	15,072	2,079	9,260	2,313	1,199	60,068
NEW CASES ASSIGNED	110,764	56,571	102,563	3,810	20,032	5,872	4,255	303,867
TRANSFERRED IN OR REACTIVATED	16,476	7,141	14,178	227	1,411	259	322	40,014
TOTAL CASES	145,789	75,308	131,813	6,116	30,703	8,444	5,776	403,949
CASES TERMINATED BY:								
JURY TRIAL	730	468	127	31	51	10	12	1,429
COURT TRIAL	9,264	2,618	13,487	590	3,147	2,176	890	32,172
DEFAULT	X	X	X	878	5,121	856	828	7,683
GUILTY OR NO CONTEST PLEA TO ORIGINAL CHARGE	43,596	39,063	45,031	X	X	X	X	127,690
GUILTY OR NO CONTEST PLEA TO REDUCED CHARGE	12,568	7,767	10,591	X	X	X	X	30,926
DISMISSAL: LACK OF SPEEDY TRIAL (CRIM.) OR WANT OF PROSECUTION (CIVIL)	437	55	257	172	672	719	180	2,492
OTHER DISMISSALS	35,276	4,451	22,339	1,618	7,441	1,946	1,149	74,220
TRANSFERRED OUT	3,937	1,767	2,980	149	838	191	165	10,027
REFERRED TO A PRIVATE JUDGE	X	X	X	7	12	10	6	35
UNAVAILABILITY OF ACCUSED	15,763	4,742	15,256	X	X	X	X	35,761
BANKRUPTCY STAY OR INTERLOCUTORY APPEAL	37	21	11	45	597	32	45	788
ALL OTHER TERMINATIONS	5,151	1,884	5,106	821	4,771	890	1,261	19,884
TOTAL TERMINATIONS	126,759	62,836	115,185	4,311	22,650	6,830	4,536	343,107
CASES PENDING END OF YEAR	19,030	12,472	16,628	1,805	8,053	1,614	1,240	60,842
TIME GUIDELINE (MONTHS)	6	6	6	24	12	12	12	X
CASES PENDING END OF YEAR BEYOND TIME GUIDELINE	700	351	623	9	196	52	27	1,958

MUNICIPAL COURTS
NEW CASES FILED COMPARISON
1992



MUNICIPAL COURTS
OVERALL CASELOADS
1992

COURT	NUMBER OF JUDGES	--- POPULATION ---		NEW FILINGS, TRANSFERS, AND REACTIVATIONS			----- TERMINATIONS -----		
		TOTAL	PER JUDGE	TOTAL	PER JUDGE	PER 1000 POPULATION	TOTAL	PER JUDGE	PER 1000 POPULATION
AKRON	6	263,247	43,875	60,605	10,101	230	60,612	10,102	230
ALLIANCE	1	43,026	43,026	5,478	5,478	127	5,484	5,484	127
ASHLAND	1	47,507	47,507	17,921	17,921	377	17,960	17,960	378
ASHTABULA	1	57,806	57,806	11,995	11,995	208	12,093	12,093	209
ATHENS	1	59,549	59,549	10,821	10,821	182	10,817	10,817	182
AUGLAIZE COUNTY	1	44,585	44,585	9,217	9,217	207	9,367	9,367	210
AVON LAKE	1	24,346	24,346	1,688	1,688	69	1,733	1,733	71
BARBERTON	2	105,000	52,500	16,261	8,131	155	16,281	8,141	155
BEDFORD	2	75,000	37,500	20,425	10,213	272	21,074	10,537	281
BELLEFONTAINE	1	42,310	42,310	14,138	14,138	334	14,282	14,282	338
BELLEVUE	1	11,985	11,985	2,930	2,930	244	2,936	2,936	245
BEREA	2	91,926	45,963	8,125	4,063	88	8,114	4,057	88
BOWLING GREEN	1	58,064	58,064	11,922	11,922	205	11,981	11,981	206
BRYAN	1	36,956	36,956	11,303	11,303	306	11,326	11,326	306
CAMBRIDGE	1	39,024	39,024	13,728	13,728	352	13,443	13,443	344
CAMPBELL	1	15,000	15,000	1,540	1,540	103	1,524	1,524	102
CANTON	4	192,569	48,142	28,742	7,186	149	28,523	7,131	148
CELINA	1	39,443	39,443	6,013	6,013	152	5,944	5,944	151
CHAMPAIGN COUNTY	1	36,000	36,000	4,208	4,208	117	4,221	4,221	117
CHARDON	1	81,129	81,129	13,559	13,559	167	13,720	13,720	169
CHILLICOTHE	2	69,370	34,685	18,308	9,154	264	18,629	9,315	269
CIRCLEVILLE	1	48,255	48,255	11,717	11,717	243	11,845	11,845	245
CLARK COUNTY	3	147,548	49,183	29,683	9,894	201	30,563	10,188	207
CLERMONT COUNTY	2	150,187	75,094	28,801	14,401	192	23,173	11,587	154
CLEVELAND	12	560,000	46,667	174,092	14,508	311	167,518	13,960	299
CLEVELAND HEIGHTS	1	54,052	54,052	21,655	21,655	401	22,551	22,551	417
CLEVELAND HOUSING	1	560,000	560,000	14,814	14,814	26	14,261	14,261	25
CONNEAUT	1	13,241	13,241	3,862	3,862	292	3,880	3,880	293
COSHOCOTON	1	35,427	35,427	3,172	3,172	90	3,197	3,197	90
CRAWFORD COUNTY	1	47,870	47,870	7,607	7,607	159	7,636	7,636	160
CUYAHOGA FALLS	2	160,124	80,062	37,966	18,983	237	37,668	18,834	235
DAYTON	5	170,000	34,000	63,588	12,718	374	63,535	12,707	374
DEFIANCE	1	39,228	39,228	9,796	9,796	250	9,929	9,929	253
DELAWARE	1	66,929	66,929	15,784	15,784	236	15,809	15,809	236
EAST CLEVELAND	1	33,096	33,096	12,491	12,491	377	14,039	14,039	424
EAST LIVERPOOL	1	26,105	26,105	3,553	3,553	136	3,454	3,454	132
EATON	1	40,000	40,000	8,886	8,886	222	8,672	8,672	217
ELYRIA	2	94,873	47,437	21,259	10,630	224	20,930	10,465	221
EUCLID	1	54,875	54,875	16,376	16,376	298	16,224	16,224	296
FAIRBORN	1	73,813	73,813	20,229	20,229	274	19,820	19,820	269
FAIRFIELD	1	39,729	39,729	7,046	7,046	177	7,107	7,107	179
FINDLAY	1	64,498	64,498	20,423	20,423	317	20,684	20,684	321
FOSTORIA	1	11,763	11,763	3,598	3,598	306	3,641	3,641	310
FRANKLIN	1	25,000	25,000	6,329	6,329	253	6,629	6,629	265
FRANKLIN COUNTY	14	961,437	68,674	268,760	19,197	280	284,131	20,295	296
FRANKLIN COUNTY ENVIRO.	1	961,437	961,437	4,915	4,915	5	4,095	4,095	4
FREMONT	1	28,138	28,138	8,811	8,811	313	9,040	9,040	321
GALLIPOLIS	1	30,954	30,954	11,028	11,028	356	11,127	11,127	359
GARFIELD HEIGHTS	2	100,000	50,000	11,459	5,730	115	11,663	5,832	117
GIRARD	1	70,000	70,000	12,143	12,143	173	12,119	12,119	173
HAMILTON	1	85,000	85,000	20,091	20,091	236	19,754	19,754	232
HAMILTON COUNTY	14	850,000	60,714	277,851	19,847	327	282,955	20,211	333
HARDIN COUNTY	1	31,111	31,111	5,762	5,762	185	5,658	5,658	182
HILLSBORO	1	28,741	28,741	5,357	5,357	186	5,406	5,406	188
HOCKING COUNTY	1	25,000	25,000	5,344	5,344	214	5,360	5,360	214
HURON	1	9,297	9,297	2,997	2,997	322	3,000	3,000	323
IRONTON	1	26,017	26,017	7,411	7,411	285	7,596	7,596	292
JACKSON COUNTY	1	30,230	30,230	10,575	10,575	350	11,158	11,158	369
KETTERING	2	125,000	62,500	19,797	9,899	158	20,027	10,014	160
LAKEWOOD	1	59,000	59,000	16,517	16,517	280	16,370	16,370	277
LANCASTER	2	103,000	51,500	19,609	9,805	190	19,925	9,963	193
LAWRENCE COUNTY	1	40,000	40,000	7,617	7,617	190	8,031	8,031	201
LEBANON	1	21,000	21,000	5,492	5,492	262	5,477	5,477	261

MUNICIPAL COURTS
OVERALL CASELOADS (continued)
1992

COURT	NUMBER OF JUDGES	--- POPULATION ---		NEW FILINGS, TRANSFERS, ----- AND REACTIVATIONS -----			----- TERMINATIONS -----		
		TOTAL	PER JUDGE	TOTAL	PER JUDGE	PER 1000 POPULATION	TOTAL	PER JUDGE	PER 1000 POPULATION
LICKING COUNTY	2	128,300	64,150	18,441	9,221	144	18,509	9,255	144
LIMA	2	109,755	54,878	23,253	11,627	212	23,290	11,645	212
LORAIN	2	84,821	42,411	15,442	7,721	182	12,864	6,432	152
LYNDHURST	1	57,659	57,659	22,249	22,249	386	22,206	22,206	385
MADISON COUNTY	1	37,068	37,068	8,558	8,558	231	8,532	8,532	230
MANSFIELD	2	150,000	75,000	33,397	16,699	223	31,774	15,887	212
MARIETTA	1	62,254	62,254	14,673	14,673	236	14,862	14,862	239
MARION COUNTY	1	64,274	64,274	18,134	18,134	282	18,581	18,581	289
MARYSVILLE	1	31,969	31,969	9,540	9,540	298	10,080	10,080	315
MASON	1	26,491	26,491	6,085	6,085	230	6,477	6,477	244
MASSILLON	2	123,975	61,988	18,417	9,209	149	19,058	9,529	154
MAUMBE	1	35,578	35,578	14,970	14,970	421	14,845	14,845	417
MEDINA COUNTY	1	84,000	84,000	15,700	15,700	187	15,783	15,783	188
MENTOR	1	55,629	55,629	9,979	9,979	179	9,918	9,918	178
MIAMI	2	90,381	45,191	29,199	14,600	323	28,997	14,499	321
MIAMISBURG	1	62,815	62,815	11,175	11,175	178	11,186	11,186	178
MIDDLETOWN	1	69,040	69,040	17,604	17,604	255	17,522	17,522	254
MOUNT VERNON	1	47,473	47,473	8,002	8,002	169	8,121	8,121	171
NAPOLEON	1	29,108	29,108	5,619	5,619	193	5,698	5,698	196
NEW PHILADELPHIA	1	80,000	80,000	13,002	13,002	163	12,355	12,355	154
NEWTON FALLS	1	27,810	27,810	7,212	7,212	259	7,241	7,241	260
NILES	1	34,084	34,084	5,856	5,856	172	5,597	5,597	164
NORWALK	1	54,802	54,802	15,418	15,418	281	15,602	15,602	285
OAKWOOD	1	8,957	8,957	2,858	2,858	319	2,903	2,903	324
OBERLIN	1	41,925	41,925	9,018	9,018	215	7,813	7,813	186
OREGON	1	21,709	21,709	6,093	6,093	281	6,058	6,058	279
PAINESVILLE	1	71,939	71,939	12,835	12,835	178	13,127	13,127	182
PARMA	3	170,394	56,798	19,806	6,602	116	18,878	6,293	111
PERRYSBURG	1	51,391	51,391	13,619	13,619	265	13,714	13,714	267
PORT CLINTON	1	40,029	40,029	8,282	8,282	207	8,034	8,034	201
PORTAGE COUNTY-KENT	1	133,808	133,808	11,637	11,637	87	11,747	11,747	88
PORTAGE COUNTY-RAV.	2	133,808	66,904	21,636	10,818	162	22,162	11,081	166
PORTSMOUTH	2	80,327	40,164	14,259	7,130	178	14,489	7,245	180
ROCKY RIVER	2	116,660	58,330	24,459	12,230	210	24,441	12,221	210
SANDUSKY	1	42,211	42,211	15,454	15,454	366	15,864	15,864	376
SHAKER HEIGHTS	1	63,282	63,282	14,694	14,694	232	14,757	14,757	233
SHELBY	1	19,191	19,191	2,386	2,386	124	2,288	2,288	119
SIDNEY	1	44,915	44,915	8,554	8,554	190	8,636	8,636	192
SOUTH EUCLID	1	23,866	23,866	4,405	4,405	185	4,365	4,365	183
STUBENVILLE	1	22,125	22,125	3,727	3,727	168	3,470	3,470	157
STRUTHERS	1	39,376	39,376	3,578	3,578	91	3,327	3,327	84
SYLVANIA	1	62,216	62,216	18,152	18,152	292	18,425	18,425	296
TIFFIN	1	48,311	48,311	6,648	6,648	138	6,744	6,744	140
TOLEDO	7	332,943	47,563	100,093	14,299	301	99,452	14,207	299
TOLEDO HOUSING	1	332,943	332,943	866	866	3	702	702	2
UPPER SANDUSKY	1	22,254	22,254	10,112	10,112	454	10,200	10,200	458
VAN WERT COUNTY	1	30,461	30,461	8,348	8,348	274	8,251	8,251	271
VANDALLA	1	79,000	79,000	23,493	23,493	297	25,237	25,237	319
VERMILION	1	18,695	18,695	4,957	4,957	265	4,940	4,940	264
WADSWORTH	1	35,239	35,239	7,946	7,946	225	7,916	7,916	225
WARREN	2	84,361	42,181	16,556	8,278	196	16,019	8,010	190
WASHINGTON COURTHOUSE	1	27,000	27,000	5,375	5,375	199	5,393	5,393	200
WAYNE COUNTY	2	101,461	50,731	18,403	9,202	181	18,694	9,347	184
WILLOUGHBY	1	87,931	87,931	18,063	18,063	205	17,319	17,319	197
WILMINGTON	1	35,415	35,415	14,406	14,406	407	14,199	14,199	401
XENIA	1	67,918	67,918	14,139	14,139	225	14,359	14,359	228
YOUNGSTOWN	3	95,000	31,667	25,995	8,665	274	26,414	8,805	278
ZANESVILLE	1	27,000	27,000	4,723	4,723	175	4,614	4,614	171

STATEWIDE	203	11,692,164	57,597	2,371,046	11,680	203	2,377,608	11,712	203
121									

**MUNICIPAL COURTS
FELONY OVERALL CASELOADS
1992**

COURT	CASES	NEW	REACTIVATIONS	TOTAL	TOTAL	% NET	CASES	CASES PENDING
	PENDING		AND				TERMIN-	
	JANUARY 1	FILINGS	TRANSFERS	CASES	ATIONS	CASELOAD	DECEMBER 31	BEYOND TIME
								GUIDELINES
AKRON	125	3,724	1,290	5,139	5,042	-22.4%	97	0
ALLIANCE	14	160	0	174	169	-64.3%	5	0
ASHLAND	0	0	0	0	0	0.0%	0	0
ASHTABULA	26	363	54	443	436	-73.1%	7	4
ATHENS	2	177	13	192	190	0.0%	2	0
AUGLAIZE COUNTY	1	82	0	83	83	-100.0%	0	0
AVON LAKE	3	93	1	97	96	-66.7%	1	0
BARBERTON	70	896	64	1,030	944	22.9%	86	0
BEDFORD	22	472	39	533	517	-27.3%	16	5
BELLEFONTAINE	1	100	0	101	95	500.0%	6	0
BELLEVUE	2	9	0	11	10	-50.0%	1	1
BEREA	110	212	12	334	153	64.5%	181	0
BOWLING GREEN	10	234	0	244	232	20.0%	12	0
BRYAN	0	52	0	52	51	-	1	0
CAMBRIDGE	6	111	0	117	111	0.0%	6	0
CAMPBELL	38	129	16	183	139	15.8%	44	0
CANTON	26	1,034	106	1,166	1,127	50.0%	39	0
CELINA	3	30	0	33	33	-100.0%	0	0
CHAMPAIGN COUNTY	10	213	2	225	225	-100.0%	0	0
CHARDON	5	89	28	122	117	0.0%	5	0
CHILLICOTHE	10	162	3	175	159	60.0%	16	8
CIRCLEVILLE	6	232	0	238	222	166.7%	16	0
CLARK COUNTY	232	1,253	0	1,485	1,284	-13.4%	201	0
CLERMONT COUNTY	265	730	31	1,026	502	97.7%	524	0
CLEVELAND	841	8,227	130	9,198	8,126	27.5%	1,072	0
CLEVELAND HEIGHTS	11	267	3	281	271	-9.1%	10	0
CLEVELAND HOUSING	0	0	0	0	0	0.0%	0	0
CONNEAUT	2	37	9	48	47	-50.0%	1	0
COSHOCTON	0	45	0	45	37	-	8	0
CRAWFORD COUNTY	1	65	0	66	66	-100.0%	0	0
CUYAHOGA FALLS	133	729	4	866	708	13.3%	158	0
DAYTON	224	1,553	45	1,822	1,581	7.6%	241	0
DEFIANCE	3	85	2	90	87	0.0%	3	0
DELAWARE	2	139	1	142	139	50.0%	3	0
EAST CLEVELAND	19	458	1	478	465	-31.6%	13	0
EAST LIVERPOOL	5	59	0	64	54	100.0%	10	0
EATON	2	64	0	66	62	100.0%	4	0
ELYRIA	119	803	124	1,046	896	26.1%	150	0
EUCLID	3	322	0	325	322	0.0%	3	0
FAIRBORN	5	231	66	302	263	680.0%	39	0
FAIRFIELD	12	196	43	251	220	158.3%	31	1
FINDLAY	7	115	0	122	116	-14.3%	6	0
POSTORIA	6	156	6	168	151	183.3%	17	0
FRANKLIN	8	204	11	223	208	87.5%	15	2
FRANKLIN COUNTY	3,447	8,305	46	11,798	7,618	21.3%	4,180	0
FRANKLIN COUNTY ENVIRO.	0	4	0	4	4	0.0%	0	0
FREMONT	8	124	4	136	130	-25.0%	6	0
GALLIPOLIS	11	88	11	110	106	-63.6%	4	0
GARFIELD HEIGHTS	0	276	0	276	276	0.0%	0	0
GIRARD	55	331	36	422	375	-14.5%	47	0
HAMILTON	56	788	102	946	929	-69.6%	17	0
HAMILTON COUNTY	765	10,951	3,381	15,097	14,476	-18.8%	621	177
HARDIN COUNTY	0	40	0	40	40	0.0%	0	0
HILLSBORO	0	82	8	90	90	0.0%	0	0
HOCKING COUNTY	0	45	16	61	53	-	8	0
HURON	2	36	0	38	37	-50.0%	1	0
IRONTON	7	163	29	199	185	100.0%	14	0
JACKSON COUNTY	2	31	0	33	26	250.0%	7	0
KETTERING	11	211	14	236	221	36.4%	15	0
LAKEWOOD	27	129	0	156	147	-66.7%	9	0
LANCASTER	9	313	91	413	410	-66.7%	3	0
LAWRENCE COUNTY	21	172	0	193	138	161.9%	55	0
LEBANON	41	131	0	172	109	53.7%	63	0

MUNICIPAL COURTS
FELONY OVERALL CASELOADS (continued)
1992

COURT	CASES PENDING JANUARY 1	NEW FILINGS	REACTIVATIONS AND TRANSFERS	TOTAL CASES	TOTAL TERMIN- ATIONS	% NET INCREASE IN CASELOAD	CASES PENDING DECEMBER 31	CASES PENDING BEYOND TIME GUIDELINES
LICKING COUNTY	6	395	11	412	400	100.0%	12	0
LIMA	23	593	0	416	406	-56.5%	10	0
LORAIN	624	1,044	3	1,671	814	37.3%	857	0
LYNDHURST	15	149	0	164	138	73.3%	26	0
MADISON COUNTY	3	94	0	97	71	766.7%	26	0
MANSFIELD	21	269	13	303	297	-71.4%	6	0
MARIETTA	7	185	8	200	193	0.0%	7	0
MARION COUNTY	7	165	14	186	176	42.9%	10	0
MARYSVILLE	3	60	0	63	58	66.7%	5	0
MASON	32	127	28	187	179	-75.0%	8	0
MASSILLON	58	533	19	610	574	-37.9%	36	20
MAUMEE	2	108	48	158	153	150.0%	5	0
MEDINA COUNTY	28	149	1	178	161	-39.3%	17	0
MENTOR	65	216	0	281	220	-6.2%	61	0
MIAMI	22	656	5	683	651	45.5%	32	0
MIAMISBURG	2	262	59	323	317	200.0%	6	0
MIDDLETOWN	24	581	23	628	607	-12.5%	21	0
MOUNT VERNON	0	25	0	25	25	0.0%	0	0
NAPOLEON	5	61	0	66	63	-40.0%	3	1
NEW PHILADELPHIA	26	80	0	106	100	-76.9%	6	0
NEWTON FALLS	6	114	0	120	108	100.0%	12	0
NILES	96	309	28	433	264	76.0%	169	0
NORWALK	3	128	20	151	140	266.7%	11	0
OAKWOOD	0	6	1	7	7	0.0%	0	0
OBERLIN	32	359	3	394	305	178.1%	89	0
OREGON	9	251	79	339	331	-11.1%	8	0
PAINESVILLE	16	245	73	334	323	-31.3%	11	1
PARMA	10	470	2	482	459	130.0%	23	0
PERRYSBURG	10	279	6	295	285	0.0%	10	0
PORT CLINTON	9	107	8	124	124	-100.0%	0	0
PORTAGE COUNTY-KENT	5	258	31	294	283	120.0%	11	0
PORTAGE COUNTY-RAV.	14	410	32	456	445	-21.4%	11	0
PORTSMOUTH	17	497	40	554	534	17.6%	20	0
ROCKY RIVER	15	463	92	570	543	80.0%	27	0
SANDUSKY	364	997	29	1,390	1,065	-10.7%	325	255
SHAKER HEIGHTS	24	140	0	164	129	45.8%	35	0
SHELBY	0	16	0	16	10	-	6	0
SIDNEY	0	95	1	96	95	-	1	0
SOUTH EUCLID	1	54	7	62	60	100.0%	2	0
STUBENVILLE	100	313	2	415	318	-3.0%	97	0
STRUTHERS	29	89	0	118	93	-13.8%	25	2
SYLVANIA	5	409	332	746	746	-100.0%	0	0
TIFFIN	6	95	5	106	98	33.3%	8	1
TOLEDO	208	3,866	235	4,309	4,112	-5.3%	197	42
TOLEDO HOUSING	0	0	0	0	0	0.0%	0	0
UPPER SANDUSKY	0	23	0	23	22	-	1	0
VAN WERT COUNTY	5	63	0	68	65	-40.0%	3	0
VANDALIA	88	202	85	375	371	-95.5%	4	0
VERMILION	1	119	59	179	168	1000.0%	11	1
WADSWORTH	0	57	0	57	55	-	2	0
WARREN	201	941	6	1,148	924	11.4%	224	188
WASHINGTON COURTHOUSE	1	83	1	85	82	200.0%	3	0
WAYNE COUNTY	3	134	0	137	130	133.3%	7	0
WILLOUGHBY	129	379	0	508	358	16.3%	150	0
WILMINGTON	15	184	0	199	173	73.3%	26	0
XENIA	15	195	1	211	209	-86.7%	2	0
YOUNGSTOWN	695	1,202	25	1,922	1,478	-36.1%	444	0
ZANESVILLE	1	65	0	66	66	-100.0%	0	0

STATEWIDE 9,958 65,701 7,277 82,936 71,707 -9.1% 11,229 709

MUNICIPAL COURTS
FELONY TERMINATIONS
1992

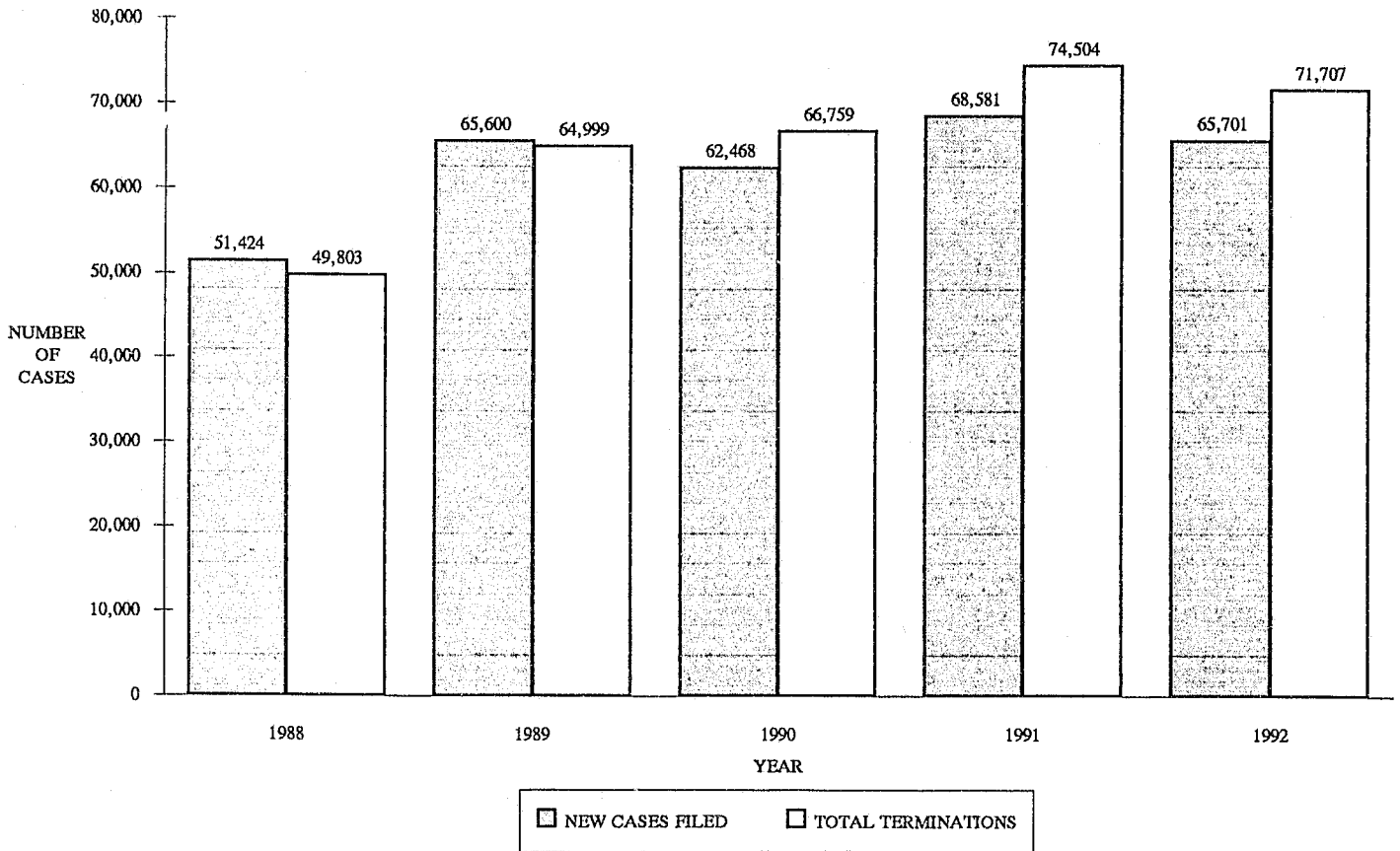
COURT	PRELIMINARY HEARING BINDER	WAIVER PRELIMINARY HEARING	DISMISSAL FOR LACK OF SPEEDY TRIAL	OTHER DISMISSALS	UNAVAIL- ABILITY OF ACCUSED	BANKRUPTCY STAY/INTERLOC- UTORY APPEAL	OTHER TERMIN- ATIONS	TOTAL TERMIN- ATIONS
AKRON	690	1,697	0	1,306	1,241	108	0	5,042
ALLIANCE	77	53	13	6	20	0	0	169
ASHLAND	0	0	0	0	0	0	0	0
ASHTABULA	343	0	1	28	64	0	0	436
ATHENS	38	0	18	116	18	0	0	190
AUGLAIZE COUNTY	13	11	43	10	0	0	6	83
AVON LAKE	2	48	0	36	10	0	0	96
BARBERTON	66	341	0	461	76	0	0	944
BEDFORD	25	391	0	101	0	0	0	517
BELLEFONTAINE	49	16	3	26	1	0	0	95
BELLEVUE	10	0	0	0	0	0	0	10
BEREA	15	71	0	43	0	0	24	153
BOWLING GREEN	17	74	0	120	21	0	0	232
BRYAN	0	18	0	33	0	0	0	51
CAMBRIDGE	37	60	0	8	0	0	6	111
CAMPBELL	112	0	0	17	10	0	0	139
CANTON	803	41	0	124	159	0	0	1,127
CELINA	24	0	0	8	1	0	0	33
CHAMPAIGN COUNTY	88	98	0	37	2	0	0	225
CHARDON	81	12	0	2	22	0	0	117
CHILLICOTHE	91	1	0	55	12	0	0	159
CIRCLEVILLE	186	11	0	19	6	0	0	222
CLARK COUNTY	0	0	0	1,188	96	0	0	1,284
CLERMONT COUNTY	361	0	0	118	22	0	1	502
CLEVELAND	1,802	4,752	0	1,090	482	0	0	8,126
CLEVELAND HEIGHTS	44	158	10	50	9	0	0	271
CLEVELAND HOUSING	0	0	0	0	0	0	0	0
CONNEAUT	5	15	0	19	8	0	0	47
COSHOCOTON	23	0	0	13	1	0	0	37
CRAWFORD COUNTY	17	0	0	46	3	0	0	66
CUYAHOGA FALLS	99	270	0	337	1	0	1	708
DAYTON	179	589	0	810	0	0	3	1,581
DEFIANCE	14	50	0	18	5	0	0	87
DELAWARE	41	0	0	91	7	0	0	139
EAST CLEVELAND	152	214	0	48	0	0	51	465
EAST LIVERPOOL	31	0	0	17	6	0	0	54
EATON	53	1	0	0	8	0	0	62
ELYRIA	17	586	12	272	9	0	0	896
EUCLID	4	312	0	6	0	0	0	322
FAIRBORN	0	9	0	211	43	0	0	263
FAIRFIELD	54	64	0	75	26	0	1	220
FINDLAY	28	12	0	71	5	0	0	116
FOSTORIA	15	58	0	72	6	0	0	151
FRANKLIN	62	4	0	111	31	0	0	208
FRANKLIN COUNTY	84	500	0	6,847	187	0	0	7,618
FRANKLIN COUNTY ENVIRO.	0	0	0	4	0	0	0	4
FREMONT	88	0	0	38	4	0	0	130
GALLIPOLIS	75	0	0	14	17	0	0	106
GARFIELD HEIGHTS	276	0	0	0	0	0	0	276
GIRARD	14	62	0	222	77	0	0	375
HAMILTON	553	221	94	0	59	0	0	929
HAMILTON COUNTY	2,927	3,136	0	4,991	3,422	0	0	14,476
HARDIN COUNTY	5	6	0	24	1	0	4	40
HILLSBORO	52	0	0	26	12	0	0	90
HOCKING COUNTY	26	0	0	21	6	0	0	53
HURON	7	9	0	18	3	0	0	37
IRONTON	18	48	5	89	25	0	0	185
JACKSON COUNTY	21	0	0	5	0	0	0	26
KETTERING	8	97	2	100	14	0	0	221
LAKEWOOD	12	87	0	44	3	0	1	147
LANCASTER	156	80	0	57	117	0	0	410
LAWRENCE COUNTY	1	117	0	16	4	0	0	138
LEBANON	18	56	1	29	5	0	0	109

**MUNICIPAL COURTS
FELONY TERMINATIONS (continued)
1992**

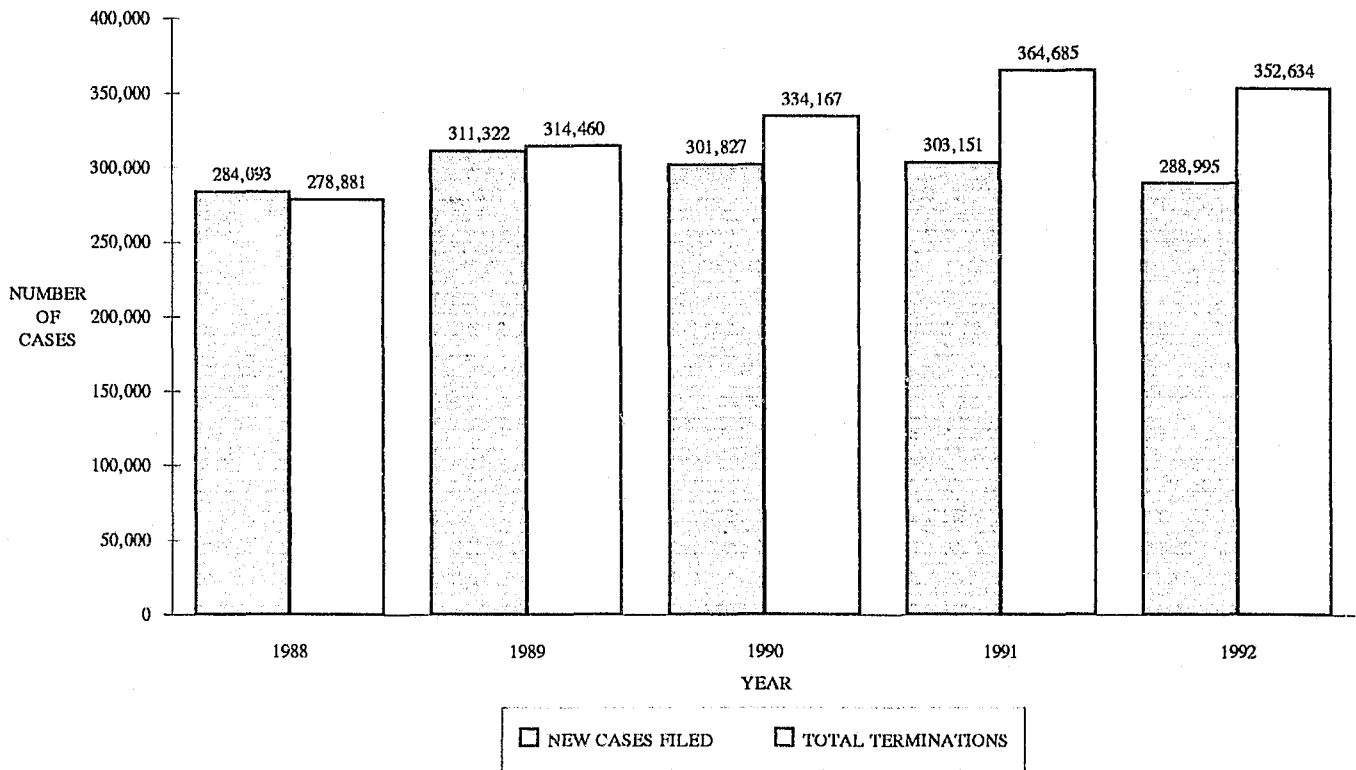
COURT	PRELIMINARY HEARING BINDER	WAIVER PRELIMINARY HEARING	DISMISSAL FOR LACK OF SPEEDY TRIAL	OTHER DISMIS- SALS	UNAVAIL- ABILITY OF ACCUSED	BANKRUPTCY STAY/INTERLOC- UTORY APPEAL	OTHER TERMIN- ATIONS	TOTAL TERMIN- ATIONS
LICKING COUNTY	25	313	0	35	27	0	0	400
LIMA	139	241	0	26	0	0	0	406
LORAIN	133	489	0	175	17	0	0	814
LYNDHURST	16	110	0	12	0	0	0	138
MADISON COUNTY	51	0	0	20	0	0	0	71
MANSFIELD	101	0	0	155	41	0	0	297
MARIETTA	39	33	0	103	18	0	0	193
MARION COUNTY	50	0	0	120	6	0	0	176
MARYSVILLE	30	0	0	27	1	0	0	58
MASON	101	16	5	16	41	0	0	179
MASSILLON	171	100	0	276	27	0	0	574
MAUMEE	6	59	1	63	20	0	4	153
MEDINA COUNTY	132	0	1	24	4	0	0	161
MENTOR	54	136	0	30	0	0	0	220
MIAMI	270	151	0	120	110	0	0	651
MIAMISBURG	13	146	0	81	77	0	0	317
MIDDLETOWN	269	119	7	197	11	0	4	607
MOUNT VERNON	3	6	0	4	2	0	10	25
NAPOLEON	51	0	0	1	7	0	4	63
NEW PHILADELPHIA	59	5	0	34	2	0	0	100
NEWTON FALLS	55	32	0	20	1	0	0	108
NILES	16	46	0	165	37	0	0	264
NORWALK	122	0	0	1	17	0	0	140
OAKWOOD	4	3	0	0	0	0	0	7
OBERLIN	148	123	0	34	0	0	0	305
OREGON	94	116	0	49	72	0	0	331
PAINESVILLE	67	86	0	97	60	0	13	323
PARMA	16	261	0	158	24	0	0	459
PERRYSBURG	33	97	0	63	92	0	0	285
PORT CLINTON	25	10	1	71	14	3	0	124
PORTAGE COUNTY-KENT	65	14	0	142	62	0	0	283
PORTAGE COUNTY-RAV.	108	0	0	282	55	0	0	445
PORTSMOUTH	33	223	0	224	54	0	0	534
ROCKY RIVER	324	0	52	87	80	0	0	543
SANDUSKY	363	331	7	326	36	0	2	1,065
SHAKER HEIGHTS	17	84	0	21	7	0	0	129
SHELBY	4	4	0	2	0	0	0	10
SIDNEY	28	26	0	40	1	0	0	95
SOUTH EUCLID	2	21	0	21	16	0	0	60
STEBENVILLE	64	25	0	176	52	0	1	318
STRUTHERS	85	0	0	5	3	0	0	93
SYLVANIA	0	385	0	236	125	0	0	746
TIFFIN	19	12	0	55	6	0	6	98
TOLEDO	61	1,426	0	2,380	244	0	1	4,112
TOLEDO HOUSING	0	0	0	0	0	0	0	0
UPPER SANDUSKY	15	0	2	5	0	0	0	22
VAN WERT COUNTY	13	16	0	36	0	0	0	65
VANDALIA	27	69	0	90	51	0	134	371
VERMILION	4	57	2	46	53	0	6	168
WADSWORTH	7	2	0	43	3	0	0	55
WARREN	232	239	60	392	1	0	0	924
WASHINGTON COURTHOUSE	16	37	0	28	1	0	0	82
WAYNE COUNTY	66	0	0	34	30	0	0	130
WILLOUGHBY	8	184	0	166	0	0	0	358
WILMINGTON	130	0	0	43	0	0	0	173
XENIA	28	0	0	149	26	5	1	209
YOUNGSTOWN	263	743	0	431	41	0	0	1,478
ZANESVILLE	52	14	0	0	0	0	0	66

STATEWIDE	14,438	21,066	340	27,401	8,062	116	284	71,707
-----------	--------	--------	-----	--------	-------	-----	-----	--------

MUNICIPAL COURTS - FELONY CASES
STATEWIDE NEW CASES FILED AND TOTAL TERMINATIONS COMPARISON
1988 - 1992



**MUNICIPAL COURTS - MISDEMEANOR CASES
STATEWIDE NEW CASES FILED AND TOTAL TERMINATIONS COMPARISON
1988 - 1992**



**MUNICIPAL COURTS
MISDEMEANOR OVERALL CASELOADS
1992**

COURT	CASES	NEW FILINGS	REACTIVATIONS	TOTAL CASES	TOTAL	% NET	CASES	CASES PENDING
	PENDING JANUARY 1		AND TRANSFERS		TERMIN- ATIONS	INCREASE IN CASELOAD	DECEMBER 31	BEYOND TIME GUIDELINES
AKRON	432	10,757	1,805	12,994	12,409	35.4%	585	0
ALLIANCE	86	777	0	863	768	10.5%	95	0
ASHLAND	51	1,254	121	1,426	1,361	27.5%	65	4
ASHTABULA	407	1,352	130	1,889	1,430	12.8%	459	224
ATHENS	132	2,411	153	2,696	2,550	10.6%	146	0
AUGLAIZE COUNTY	89	807	9	905	890	-83.1%	15	1
AVON LAKE	25	270	5	300	266	36.0%	34	1
BARBERTON	252	2,164	97	2,513	2,192	27.4%	321	0
BEDFORD	1,017	2,017	186	3,220	2,573	-36.4%	647	215
BELLEFONTAINE	187	1,808	0	1,995	1,852	-23.5%	143	0
BELLEVUE	15	277	0	292	279	-13.3%	13	0
BEREA	419	1,123	143	1,685	1,336	-16.7%	349	11
BOWLING GREEN	105	1,480	0	1,585	1,470	9.5%	115	4
BRYAN	87	978	4	1,069	963	21.8%	106	2
CAMBRIDGE	156	1,402	0	1,558	1,321	-51.9%	237	0
CAMPBELL	72	241	12	325	265	-16.7%	60	0
CANTON	318	2,861	362	3,541	3,239	-5.0%	302	0
CELINA	140	1,097	8	1,245	1,053	37.1%	192	8
CHAMPAIGN COUNTY	49	1,066	15	1,130	1,094	-26.5%	36	0
CHARDON	58	1,104	145	1,307	1,275	-44.8%	32	0
CHILLICOTHE	362	3,337	122	3,821	3,460	-0.3%	361	5
CIRCLEVILLE	212	1,087	18	1,317	1,099	2.8%	218	0
CLARK COUNTY	931	3,349	256	4,536	3,835	-24.7%	701	4
CLERMONT COUNTY	3,740	4,233	261	8,234	355	110.7%	7,879	0
CLEVELAND	5,399	19,276	7,693	32,368	22,989	73.7%	9,379	1
CLEVELAND HEIGHTS	328	2,293	213	2,834	2,479	3.2%	355	0
CLEVELAND HOUSING	473	4,051	952	5,476	5,255	-53.3%	221	0
CONNEAUT	22	496	42	560	547	-40.9%	13	0
COSHOCTON	56	583	20	659	627	-42.9%	32	0
CRAWFORD COUNTY	69	709	14	792	708	21.7%	84	0
CUYAHOGA FALLS	393	3,235	23	3,651	3,344	-21.9%	307	0
DAYTON	1,868	11,690	4,177	17,735	15,460	21.8%	2,275	0
DEFIANCE	75	587	35	697	658	-48.0%	39	0
DELAWARE	63	1,234	67	1,364	1,290	17.5%	74	0
EAST CLEVELAND	170	1,729	32	1,931	1,904	-84.1%	27	0
EAST LIVERPOOL	118	921	0	1,039	828	78.8%	211	0
EATON	76	871	44	991	895	26.3%	96	0
ELYRIA	556	2,417	432	3,405	2,728	21.8%	677	0
EUCLID	37	1,206	0	1,243	1,224	-48.6%	19	0
FAIRBORN	652	2,346	420	3,418	2,530	36.2%	888	0
FAIRFIELD	167	1,094	158	1,419	1,218	20.4%	201	2
FINDLAY	331	1,338	29	1,698	1,437	-21.1%	261	25
FOSTORIA	50	524	41	615	580	-30.0%	35	0
FRANKLIN	188	953	173	1,314	1,175	-26.1%	139	3
FRANKLIN COUNTY	14,903	22,260	12,351	49,514	33,997	4.1%	15,517	14
FRANKLIN COUNTY ENVIRO.	0	3,689	134	3,823	3,535	-	288	0
FREMONT	108	890	36	1,034	953	-25.0%	81	0
GALLIPOLIS	178	1,008	243	1,429	1,221	16.9%	208	0
GARFIELD HEIGHTS	95	968	95	1,158	1,023	42.1%	135	0
GIRARD	169	831	286	1,286	1,113	2.4%	173	0
HAMILTON	160	3,209	821	4,190	3,999	19.4%	191	0
HAMILTON COUNTY	2,856	31,540	16,859	51,255	48,796	-13.9%	2,459	3
HARDIN COUNTY	137	541	41	719	547	25.5%	172	0
HILLSBORO	44	803	245	1,092	1,030	40.9%	62	0
HOCKING COUNTY	88	1,090	89	1,267	1,153	29.5%	114	0
HURON	48	287	15	350	340	-79.2%	10	0
IRONTON	186	1,377	72	1,635	1,498	-26.3%	137	0
JACKSON COUNTY	208	1,570	0	1,778	1,753	-88.0%	25	0
KETTERING	221	1,586	85	1,892	1,746	-33.9%	146	0
LAKEWOOD	262	1,106	3	1,371	1,131	-8.4%	240	0
LANCASTER	251	1,899	204	2,354	2,128	-10.0%	226	0
LAWRENCE COUNTY	274	786	47	1,107	789	16.1%	318	0
LEBANON	306	784	0	1,090	575	68.3%	515	4

MUNICIPAL COURTS
MISDEMEANOR OVERALL CASELOADS (continued)
1992

COURT	CASES PENDING JANUARY 1	NEW FILINGS	REACTIVATIONS AND TRANSFERS	TOTAL CASES	TOTAL TERMIN- ATIONS	% NET INCREASE IN CASELOAD	CASES PENDING DECEMBER 31	CASES PENDING BEYOND TIME GUIDELINES
LICKING COUNTY	215	1,964	218	2,397	2,213	-14.4%	184	0
LIMA	1,136	3,016	58	4,210	3,251	-15.6%	959	24
LORAIN	1,691	4,435	25	6,151	2,765	100.2%	3,386	0
LYNDHURST	159	806	32	997	760	49.1%	237	5
MADISON COUNTY	84	540	0	624	591	-60.7%	33	0
MANSFIELD	253	4,294	191	4,738	4,242	96.0%	496	0
MARIETTA	235	1,151	111	1,497	1,333	-30.2%	164	0
MARION COUNTY	261	2,893	395	3,549	3,391	-39.5%	158	0
MARYSVILLE	90	826	72	988	922	-26.7%	66	0
MASON	156	839	116	1,111	1,076	-77.6%	35	0
MASSILLON	253	1,827	74	2,154	1,980	-31.2%	174	0
MAUMEE	59	822	277	1,158	1,134	-59.3%	24	0
MEDINA COUNTY	233	1,137	85	1,455	1,224	-0.9%	231	15
MENTOR	152	1,410	0	1,562	1,375	23.0%	187	0
MIAMI	348	3,436	101	3,885	3,656	-34.2%	229	0
MIAMISBURG	230	1,830	296	2,356	2,137	-4.8%	219	0
MIDDLETOWN	121	2,779	433	3,333	3,219	-5.8%	114	0
MOUNT VERNON	122	772	9	903	803	-18.0%	100	0
NAPOLEON	51	563	0	614	579	-31.4%	35	0
NEW PHILADELPHIA	473	1,276	306	2,055	1,336	52.0%	719	81
NEWTON FALLS	122	569	0	691	602	-27.0%	89	0
NILES	328	1,019	579	1,926	1,605	-2.1%	321	0
NORWALK	129	1,793	252	2,174	2,087	-32.6%	87	0
OAKWOOD	7	120	2	129	113	128.6%	16	0
OBERLIN	292	960	0	1,252	775	63.4%	477	0
OREGON	66	1,060	426	1,552	1,484	3.0%	68	0
PAINESVILLE	127	1,469	146	1,742	1,655	-31.5%	87	0
PARMA	158	2,685	273	3,116	2,673	180.4%	443	0
PERRYSBURG	305	1,304	19	1,628	1,405	-26.9%	223	0
PORT CLINTON	235	1,710	177	2,122	1,787	42.6%	335	12
PORTAGE COUNTY-KENT	144	1,916	151	2,211	2,028	27.1%	183	0
PORTAGE COUNTY-RAV.	308	2,702	216	3,226	2,925	-2.3%	301	0
PORTSMOUTH	179	2,404	279	2,862	2,522	89.9%	340	0
ROCKY RIVER	168	2,035	324	2,527	2,348	6.5%	179	0
SANDUSKY	1,029	3,328	390	4,747	3,878	-15.5%	869	0
SHAKER HEIGHTS	161	543	0	704	589	-28.6%	115	0
SHELBY	18	315	15	348	325	27.8%	23	0
SIDNEY	83	939	20	1,042	943	19.3%	99	0
SOUTH EUCLID	26	323	39	388	342	76.9%	46	0
STEUBENVILLE	271	1,138	23	1,432	1,013	54.6%	419	0
STRUTHERS	64	441	2	507	420	35.9%	87	4
SYLVANIA	32	1,190	894	2,116	2,037	146.9%	79	0
TIFFIN	141	727	23	891	785	-24.8%	106	12
TOLEDO	3,254	17,321	12,420	32,995	29,161	17.8%	3,834	123
TOLEDO HOUSING	266	628	218	1,112	851	-1.9%	261	44
UPPER SANDUSKY	59	534	19	612	561	-13.6%	51	0
VAN WERT COUNTY	69	573	0	642	532	59.4%	110	0
VANDALIA	592	3,283	1,133	5,008	4,591	-29.6%	417	0
VERMILION	33	459	108	600	574	-21.2%	26	1
WADSWORTH	46	411	23	480	428	13.0%	52	0
WARREN	877	2,662	45	3,584	2,627	9.1%	957	386
WASHINGTON COURTHOUSE	29	914	29	972	929	48.3%	43	0
WAYNE COUNTY	235	1,711	56	2,002	1,871	-44.3%	131	0
WILLOUGHBY	1,828	2,648	0	4,476	2,237	22.5%	2,239	0
WILMINGTON	241	1,172	1	1,414	1,132	17.0%	282	0
XENIA	858	2,842	3	3,703	3,045	-23.3%	658	10
YOUNGSTOWN	653	4,011	285	4,949	4,670	-57.3%	279	0
ZANESVILLE	60	1,491	0	1,551	1,551	-100.0%	0	0

STATEWIDE	60,742	288,995	71,432	421,169	352,634	12.8%	68,535	1,248
121								

**MUNICIPAL COURTS
MISDEMEANOR TERMINATIONS
1992**

COURT	MISDEMEANOR TERMINATIONS										BANKRUPTCY	
	JURY TRIAL	COURT TRIAL	GUilty/NO CONTEST TO ORIGINAL CHARGE	GUilty/NO CONTEST TO CHARGE	DISMISSAL FOR LACK OF SPEEDY TRIAL	OTHER DISMISSALS	VIOLA-TIONS BUREAU	TRANS-FERRED OUT	UNAVAIL- ABILITY OF ACCUSED	STAY/INTER- LOCUTORY APPEAL	OTHER TERMIN- ATIONS	
AKRON	28	105	9,024	5	165	1	587	376	76	1,826	137	79
ALLIANCE	3	4	553	0	16	38	21	54	0	79	0	0
ASHLAND	9	17	844	0	19	0	96	223	0	75	0	78
ASHTABULA	5	22	856	0	13	5	242	68	0	219	0	0
ATHENS	1	60	1,171	0	202	0	318	554	0	244	0	0
AUGLAIZE COUNTY	5	15	456	1	58	15	119	189	4	24	0	4
AVON LAKE	3	28	121	0	18	0	31	46	4	15	0	0
BARBERTON	1	35	1,345	0	48	0	172	431	0	160	0	0
BEDFORD	14	148	1,479	103	142	0	510	108	10	27	1	31
BELLEFONTAINE	1	40	1,173	0	61	5	239	137	0	196	0	0
BELLEVUE	1	7	195	0	17	8	24	11	1	15	0	0
BEREA	2	23	736	0	120	0	301	68	2	3	0	81
BOWLING GREEN	4	13	475	377	70	0	208	276	0	47	0	0
BRYAN	0	42	392	0	31	1	291	0	19	186	0	1
CAMBRIDGE	9	276	569	0	11	100	125	1	0	167	0	63
CAMPBELL	1	32	142	0	11	0	68	1	0	10	0	0
CANTON	39	19	2,333	1	95	0	239	70	0	433	1	9
CELINA	2	39	682	0	13	0	220	57	0	40	0	0
CHAMPAIGN COUNTY	1	49	682	0	67	0	225	59	0	11	0	0
CHARDON	6	9	599	0	70	1	171	301	0	118	0	0
CHILlicoTHE	20	113	1,347	0	51	6	633	832	11	437	4	6
CIRCLEVILLE	1	103	513	0	41	0	159	222	0	60	0	0
CLARK COUNTY	12	14	1,331	333	167	0	1,140	345	8	485	0	0
CLERMONT COUNTY	2	203	1,676	51	5	27	501	355	20	522	0	1
CLEVELAND	41	487	9,245	183	437	2	3,871	424	92	8,151	0	56
CLEVELAND HEIGHTS	4	67	583	501	27	0	951	18	0	298	0	30
CLEVELAND HOUSING	0	0	2,040	35	0	0	1,017	427	0	1,606	0	130
CONNEAUT	2	3	322	0	12	0	156	21	0	31	0	0
COSHOCOTON	4	25	333	0	28	7	82	131	0	17	0	0
CRAWFORD COUNTY	13	24	412	0	31	2	48	117	0	61	0	0
CUYAHOGA FALLS	7	48	2,020	0	144	0	346	699	8	33	0	39
DAYTON	5	342	1,804	1,595	870	26	1,984	1,197	1,283	4,623	0	1,731
DEFIANCE	4	11	414	0	43	3	117	3	34	29	0	0
DELAWARE	7	17	543	3	49	0	158	382	0	131	0	0
EAST CLEVELAND	0	119	1,097	131	0	0	298	1	0	130	0	128
EAST LIVERPOOL	47	15	628	0	30	0	44	7	0	57	0	0
EATON	1	11	277	0	54	0	121	292	13	126	0	0
ELYRIA	0	64	1,536	23	160	88	370	292	28	167	0	0
EUCLID	2	3	1,127	0	0	1	91	0	0	0	0	0
FAIRBORN	1	110	1,164	0	193	2	384	268	0	407	1	0
FAIRFIELD	1	30	594	0	77	4	161	27	17	302	0	5
FINDLAY	12	38	863	0	85	3	276	56	1	103	0	0
FOSTORIA	0	11	305	0	5	2	117	95	1	31	0	13
FRANKLIN	1	28	378	0	34	0	322	12	48	303	0	49
FRANKLIN COUNTY	49	102	9,066	0	3,662	18	6,536	993	1,057	9,084	0	3,430
FRANKLIN COUNTY ENVIRO.	0	0	516	0	0	0	102	1,172	308	1,437	0	0
FREMONT	2	12	559	0	10	0	231	106	0	33	0	0
GALLIPOLIS	0	169	215	0	2	7	282	190	29	327	0	0
GARFIELD HEIGHTS	17	154	591	0	37	0	48	59	20	97	0	0
GIRARD	0	4	448	0	51	0	326	0	1	283	0	0
HAMILTON	1	232	2,832	0	0	358	52	0	15	509	0	0
HAMILTON COUNTY	32	1,549	16,368	568	64	4	7,211	4,722	262	18,010	6	0
HARDIN COUNTY	2	3	334	0	21	0	83	51	8	42	0	3
HILLSBORO	2	22	381	0	9	0	245	91	3	159	0	118
HOCKING COUNTY	1	10	304	0	8	2	283	433	0	105	0	7
HURON	0	2	174	0	7	0	106	28	0	23	0	0
IRONTON	0	5	699	38	47	51	484	83	18	73	0	0
JACKSON COUNTY	13	78	811	0	19	1	91	740	0	0	0	0
KETTERING	3	50	905	0	223	36	150	197	12	170	0	0
LAKEWOOD	8	64	692	0	8	0	30	230	0	97	0	2
LANCASTER	3	16	1,015	0	87	0	592	199	15	201	0	0
LAWRENCE COUNTY	0	0	158	0	7	0	307	35	119	163	0	0
LEBANON	0	0	264	0	1	2	245	7	5	51	0	0

MUNICIPAL COURTS
MISDEMEANOR TERMINATIONS (continued)
1992

COURT	JURY TRIAL	COURT TRIAL	GUILTY/NO CONTEST TO ORIGINAL CHARGE		GUILTY/NO CONTEST TO REDUCED	DISMISSAL FOR LACK OF SPEEDY TRIAL	OTHER DISMISSALS	VIOLATIONS BUREAU	TRANSFERRED OUT	UNAVAILABILITY OF ACCUSED	BANKRUPTCY		OTHER TERMINATIONS
			JUDGE	REFEREE							STAY/INTER-LOCUTORY APPEAL		
LICKING COUNTY	31	166	1,191	0	2	3	267	196	10	343	0	4	
LIMA	2	80	1,844	0	245	1	969	2	62	0	0	46	
LORAIN	0	12	1,668	0	52	7	747	31	4	244	0	0	
LYNDHURST	3	26	544	0	0	0	116	14	0	56	0	1	
MADISON COUNTY	4	110	331	0	0	0	92	54	0	0	0	0	
MANSFIELD	7	49	376	2,062	72	0	436	378	14	393	0	455	
MARIETTA	13	24	597	0	52	0	264	143	0	239	0	1	
MARION COUNTY	4	20	1,976	0	22	0	541	412	0	372	0	44	
MARYSVILLE	3	34	408	0	8	0	144	177	1	147	0	0	
MASON	8	54	453	0	8	20	185	126	0	193	0	29	
MASSILLON	16	13	1,380	35	89	0	211	33	59	143	1	0	
MAUMEE	2	14	254	0	93	0	274	296	0	186	0	15	
MEDINA COUNTY	2	25	397	219	31	0	179	254	2	113	1	1	
MENTOR	18	4	996	0	44	0	160	135	14	4	0	0	
MIAMI	1	129	1,493	0	512	0	383	673	0	465	0	0	
MIAMISBURG	2	15	915	13	222	9	272	195	17	456	1	20	
MIDDLETOWN	0	182	1,916	7	21	36	268	321	51	312	2	103	
MOUNT VERNON	2	52	452	0	30	0	96	101	0	62	1	7	
NAPOLEON	3	8	246	0	31	0	38	178	0	45	0	30	
NEW PHILADELPHIA	4	71	817	1	15	10	200	137	0	61	0	0	
NEWTON FALLS	1	123	316	0	22	17	36	81	1	5	0	0	
NILES	0	32	828	0	9	0	495	0	5	236	0	0	
NORWALK	15	114	1,108	0	88	0	77	384	13	288	0	0	
OAKWOOD	1	2	36	0	3	2	15	38	4	12	0	0	
OBERLIN	3	2	444	0	31	0	206	87	0	2	0	0	
OREGON	0	34	581	0	89	0	340	40	3	397	0	0	
PAINESVILLE	8	9	734	0	44	1	259	450	25	116	0	9	
PARMA	6	27	607	1,143	241	24	96	129	29	333	0	38	
PERRYSBURG	3	9	300	0	17	4	103	751	0	216	0	2	
PORT CLINTON	13	27	720	0	47	3	337	467	26	146	1	0	
PORTAGE COUNTY-KENT	4	28	1,015	5	126	0	358	307	6	179	0	0	
PORTAGE COUNTY-RAV.	7	68	995	33	162	0	997	338	2	323	0	0	
PORTSMOUTH	6	10	1,299	0	23	2	546	261	26	334	0	15	
ROCKY RIVER	1	332	750	14	150	77	359	322	82	261	0	0	
SANDUSKY	0	102	1,909	0	32	64	845	306	0	568	0	52	
SHAKER HEIGHTS	4	61	239	0	6	25	142	0	0	109	3	0	
SHELBY	1	12	175	0	25	0	57	47	0	8	0	0	
SIDNEY	0	10	504	0	101	0	128	168	0	32	0	0	
SOUTH EUCLID	2	2	185	0	22	0	60	12	1	58	0	0	
STEUBENVILLE	2	25	708	0	0	2	251	22	0	3	0	0	
STRUTHERS	2	113	238	0	20	3	27	9	0	6	0	2	
SYLVANIA	0	6	994	0	217	2	319	85	0	414	0	0	
TIFFIN	6	21	459	0	30	1	174	75	0	11	0	1	
TOLEDO	3	112	5,515	196	774	13	5,852	358	826	14,839	0	673	
TOLEDO HOUSING	0	6	248	1	17	0	240	0	0	281	0	58	
UPPER SANDUSKY	6	34	372	0	8	0	38	83	0	20	0	0	
VAN WERT COUNTY	2	18	319	1	2	0	124	64	0	2	0	0	
VANDALIA	1	25	1,346	132	330	0	1,258	5	4	922	0	568	
VERMILION	4	8	329	0	9	2	51	47	0	122	0	2	
WADSWORTH	7	23	178	0	19	0	79	49	0	67	1	5	
WARREN	8	229	1,614	0	87	133	548	0	0	8	0	0	
WASHINGTON COURTHOUSE	4	90	644	0	37	0	15	84	3	49	3	0	
WAYNE COUNTY	21	214	882	0	1	0	189	334	0	230	0	0	
WILLOUGHBY	0	9	1,173	0	2	0	380	651	1	5	0	16	
WILMINGTON	1	136	463	0	63	0	216	81	0	172	0	0	
XENIA	3	43	1,318	1	109	0	831	537	2	184	4	13	
YOUNGSTOWN	3	400	2,567	0	3	0	1,078	52	33	534	0	0	
ZANESVILLE	2	319	958	0	0	0	199	53	0	1	0	19	

STATEWIDE 730 9,264 142,035 7,811 12,568 1,287 58,125 29,242 4,878 78,203 168 8,323

121

MUNICIPAL COURTS
O.M.V.I. OVERALL CASELOADS
1992

COURT	CASES PENDING JANUARY 1	NEW FILINGS	REACTIVATIONS AND TRANSFERS	TOTAL CASES	TOTAL TERMIN- ATIONS	% NET INCREASE IN CASELOAD	CASES PENDING DECEMBER 31	CASES PENDING BEYOND TIME GUIDELINES
AKRON	155	1,559	151	1,865	1,687	14.8%	178	0
ALLIANCE	39	144	0	183	141	7.7%	42	0
ASHLAND	38	469	69	576	538	0.0%	38	2
ASHTABULA	116	578	40	734	557	52.6%	177	66
ATHENS	103	731	31	865	786	-23.3%	79	0
AUGLAIZE COUNTY	64	366	4	434	400	-46.9%	34	2
AVON LAKE	21	133	1	155	134	0.0%	21	0
BARBERTON	123	962	30	1,115	984	6.5%	131	0
BEDFORD	384	805	8	1,197	968	-40.4%	229	42
BELLEFONTAINE	75	439	0	514	424	20.0%	90	0
BELLEVUE	10	136	0	146	140	-40.0%	6	0
BEREA	304	508	128	940	639	-1.0%	301	7
BOWLING GREEN	31	401	0	432	390	35.5%	42	0
BRYAN	83	449	4	536	446	8.4%	90	4
CAMBRIDGE	49	422	2	473	430	-12.2%	43	0
CAMPBELL	12	41	4	57	35	83.3%	22	0
CANTON	120	718	43	881	792	-25.8%	89	0
CELINA	89	411	3	503	417	-3.4%	86	9
CHAMPAIGN COUNTY	25	225	3	253	228	0.0%	25	0
CHARDON	42	606	193	841	812	-31.0%	29	0
CHILLICOTHE	189	749	22	960	779	-4.2%	181	3
CIRCLEVILLE	38	531	3	572	491	113.2%	81	0
CLARK COUNTY	445	1,203	31	1,679	1,231	0.7%	448	9
CLERMONT COUNTY	1,042	1,781	250	3,073	1,875	15.0%	1,198	2
CLEVELAND	1,259	2,346	1,856	5,461	3,114	86.4%	2,347	3
CLEVELAND HEIGHTS	46	118	22	186	170	-65.2%	16	0
CLEVELAND HOUSING	0	0	0	0	0	0.0%	0	0
CONNEAUT	9	91	0	100	92	-11.1%	8	0
COSHOCTON	13	190	6	209	189	53.8%	20	0
CRAWFORD COUNTY	65	510	11	586	515	9.2%	71	0
CUYAHOGA FALLS	245	1,275	31	1,551	1,317	-4.5%	234	0
DAYTON	129	815	88	1,032	916	-10.1%	116	0
DEFIANCE	71	314	16	401	364	-47.9%	37	1
DELAWARE	47	651	22	720	663	21.3%	57	0
EAST CLEVELAND	163	69	4	236	234	-98.8%	2	0
EAST LIVERPOOL	20	296	0	316	302	-30.0%	14	0
EATON	74	364	19	457	346	50.0%	111	0
ELYRIA	240	1,414	175	1,829	1,536	22.1%	293	0
EUCLID	8	146	0	154	143	37.5%	11	0
FAIRBORN	282	965	51	1,298	905	39.4%	393	0
FAIRFIELD	81	225	19	325	221	28.4%	104	0
FINDLAY	171	552	5	728	593	-21.1%	135	15
POSTORIA	11	153	10	174	164	-9.1%	10	0
FRANKLIN	44	371	54	469	417	18.2%	52	0
FRANKLIN COUNTY	5,513	7,923	5,615	19,051	12,472	19.3%	6,579	12
FRANKLIN COUNTY ENVIRO.	0	0	0	0	0	0.0%	0	0
FREMONT	30	326	8	364	336	-6.7%	28	0
GALLIPOLIS	82	415	122	619	548	-13.4%	71	0
GARFIELD HEIGHTS	73	434	24	531	460	-2.7%	71	0
GIRARD	99	554	8	661	556	6.1%	105	0
HAMILTON	54	791	45	890	794	77.8%	96	0
HAMILTON COUNTY	563	5,348	1,328	7,239	6,663	2.3%	576	2
HARDIN COUNTY	75	220	19	314	218	28.0%	96	0
HILLSBORO	30	286	40	356	328	-6.7%	28	0
HOCKING COUNTY	53	247	17	317	280	-30.2%	37	0
HURON	22	208	0	230	195	59.1%	35	0
IRONTON	16	224	3	243	229	-12.5%	14	0
JACKSON COUNTY	72	420	0	492	459	-54.2%	33	0
KETTERING	106	532	13	651	535	9.4%	116	0
LAKEWOOD	103	509	1	613	527	-16.5%	86	0
LANCASTER	169	693	51	913	798	-32.0%	115	0
LAWRENCE COUNTY	70	335	8	413	367	-34.3%	46	0
LEBANON	63	255	0	318	170	134.9%	148	0

MUNICIPAL COURTS
O.M.V.I. OVERALL CASELOADS (continued)
1992

COURT	CASES PENDING JANUARY 1	NEW FILINGS	REACTIVATIONS AND TRANSFERS	TOTAL CASES	TOTAL TERMIN- ATIONS	% NET INCREASE IN CASELOAD	CASES PENDING DECEMBER 31	CASES PENDING BEYOND TIME GUIDELINES
LICKING COUNTY	117	1,035	85	1,237	1,107	11.1%	130	0
LIMA	255	948	16	1,219	937	10.6%	282	25
LORAIN	481	1,113	6	1,600	892	47.2%	708	0
LYNDHURST	135	635	4	774	637	1.5%	137	1
MADISON COUNTY	42	231	0	273	219	28.6%	54	0
MANSEFIELD	210	1,318	120	1,648	1,308	61.9%	340	0
MARIETTA	94	568	11	673	554	26.6%	119	0
MARION COUNTY	113	622	22	757	665	-18.6%	92	0
MARYSVILLE	33	262	72	367	336	-6.1%	31	0
MASON	58	239	41	338	316	-62.1%	22	0
MASSILLON	202	1,254	69	1,525	1,383	-29.7%	142	0
MAUMEE	94	492	119	705	673	-66.0%	32	0
MEDINA COUNTY	261	574	60	895	740	-40.6%	155	26
MENTOR	52	354	0	406	362	-15.4%	44	0
MIAMI	277	3,204	326	3,807	3,145	139.0%	662	0
MIAMISBURG	95	546	67	708	629	-10.5%	85	4
MIDDLETOWN	38	913	46	997	947	31.6%	50	0
MOUNT VERNON	50	315	3	368	344	-52.0%	24	0
NAPOLEON	28	191	0	219	193	-7.1%	26	0
NEW PHILADELPHIA	259	521	246	1,026	491	106.6%	535	94
NEWTON FALLS	85	338	0	423	345	-8.2%	78	0
NILES	51	454	335	840	760	56.9%	80	0
NORWALK	42	551	34	627	600	-35.7%	27	0
OAKWOOD	1	64	0	65	65	-100.0%	0	0
OBERLIN	92	441	0	533	363	84.8%	170	0
OREGON	30	299	88	411	379	6.7%	32	0
PAINESVILLE	73	738	45	856	799	-21.9%	57	0
PARMA	118	928	41	1,087	961	6.8%	126	0
PERRYSBURG	77	546	9	632	577	-28.6%	55	0
PORT CLINTON	155	348	29	532	436	-38.1%	96	3
PORTAGE COUNTY-KENT	102	690	42	834	713	18.6%	121	0
PORTAGE COUNTY-RAV.	233	1,029	70	1,332	1,138	-16.7%	194	0
PORTSMOUTH	126	715	26	867	776	-27.8%	91	0
ROCKY RIVER	283	1,546	161	1,990	1,748	-14.5%	242	0
SANDUSKY	145	609	22	776	672	-28.3%	104	0
SHAKER HEIGHTS	39	249	0	288	261	-30.8%	27	0
SHELBY	10	136	6	152	94	480.0%	58	0
SIDNEY	55	423	15	493	442	-7.3%	51	0
SOUTH EUCLID	8	47	4	59	53	-25.0%	6	0
STEOBENVILLE	59	190	0	249	200	-16.9%	49	0
STRUTHERS	28	143	19	190	149	46.4%	41	1
SYLVANIA	239	1,027	616	1,882	1,629	5.9%	253	1
TIFFIN	36	273	4	313	270	19.4%	43	0
TOLEDO	356	2,044	1,088	3,488	3,017	32.3%	471	16
TOLEDO HOUSING	0	0	0	0	0	0.0%	0	0
UPPER SANDUSKY	21	245	13	279	253	23.8%	26	0
VAN WERT COUNTY	33	218	0	251	219	-3.0%	32	0
VANDALIA	751	1,411	316	2,478	2,097	-49.3%	381	0
VERMILION	30	228	21	279	251	-6.7%	28	1
WADSWORTH	41	195	16	252	211	0.0%	41	0
WARREN	329	741	19	1,089	676	25.5%	413	67
WASHINGTON COURTHOUSE	26	203	6	235	210	-3.8%	25	0
WAYNE COUNTY	96	716	13	825	737	-8.3%	88	0
WILLOUGHBY	317	1,036	0	1,353	989	14.8%	364	0
WILMINGTON	89	475	0	564	458	19.1%	106	0
XENIA	298	529	13	840	670	-43.0%	170	4
YOUNGSTOWN	122	554	40	716	580	11.5%	136	0
ZANESVILLE	4	147	0	151	151	-100.0%	0	0

STATEWIDE 21,262 80,807 15,135 117,204 93,281 -15.4% 23,923 422

121

**MUNICIPAL COURTS
O.M.V.I. TERMINATIONS
1992**

COURT	JURY TRIAL	COURT TRIAL	GUILTY/NO CONTEST TO ORIGINAL CHARGE		GUILTY/NO CONTEST TO REDUCED	DISMISSAL FOR LACK OF SPEEDY TRIAL	OTHER DISMISSALS	TRANSFERRED OUT	UNAVAIL- ABILITY OF ACCUSED	BANKRUPTCY		TOTAL TERMINATIONS
			JUDGE	REFEREE						STAY/INTER- LOCUTORY APPEAL	OTHER TERMINATIONS	
AKRON	18	8	856	548	39	0	29	10	151	12	16	1,687
ALLIANCE	5	3	118	0	6	4	2	0	3	0	0	141
ASHLAND	7	1	374	0	5	0	41	0	54	0	56	538
ASHTABULA	3	5	405	0	103	0	13	0	28	0	0	557
ATHENS	2	5	601	0	114	0	34	0	30	0	0	786
AUGLAIZE COUNTY	1	2	283	8	79	1	17	0	9	0	0	400
AVON LAKE	0	28	85	0	9	0	4	3	5	0	0	134
BARBERTON	6	4	857	1	60	0	12	2	42	0	0	984
BEDFORD	15	31	957	8	71	0	430	0	3	1	52	968
BELLEFONTAINE	0	18	274	0	101	6	19	0	6	0	0	424
BELLEVUE	0	0	110	0	21	0	6	0	3	0	0	140
BEREA	0	2	449	0	15	0	135	0	3	0	35	639
BOWLING GREEN	7	3	265	81	16	0	12	1	5	0	0	390
BRYAN	0	6	325	0	38	4	59	0	13	0	1	446
CAMBRIDGE	5	139	237	0	17	0	25	0	6	0	1	430
CAMPBELL	0	0	25	0	4	0	3	0	3	0	0	35
CANTON	16	1	663	0	25	0	11	10	59	1	6	792
CELINA	1	2	295	0	101	0	10	0	8	0	0	417
CHAMPAIGN COUNTY	1	1	176	0	38	0	8	0	4	0	0	228
CHARDON	4	3	767	0	14	3	6	0	15	0	0	812
CHILLICOTHE	11	66	438	0	150	2	67	5	35	1	4	779
CIRCLEVILLE	2	22	355	0	83	0	23	0	6	0	0	491
CLARK COUNTY	11	4	837	0	212	0	79	4	80	4	0	1,231
CLERMONT COUNTY	5	175	1,392	76	22	1	30	23	149	0	2	1,875
CLEVELAND	9	33	1,238	584	94	0	448	35	627	0	46	3,114
CLEVELAND HEIGHTS	2	5	136	0	0	0	1	0	25	0	1	170
CLEVELAND HOUSING	0	0	0	0	0	0	0	0	0	0	0	0
CONNEAUT	0	0	83	0	4	0	1	1	3	0	0	92
COSHOCTON	2	3	160	0	0	0	19	0	5	0	0	189
CRAWFORD COUNTY	9	1	445	0	19	0	7	0	34	0	0	515
CUYAHOGA FALLS	11	12	1,088	24	119	0	27	6	26	0	4	1,317
DAYTON	1	17	514	10	202	1	52	0	114	0	5	916
DEFIANCE	4	1	209	0	83	2	12	36	17	0	0	364
DELAWARE	8	0	459	57	79	0	29	2	29	0	0	663
EAST CLEVELAND	0	56	55	0	0	0	1	3	6	0	113	234
EAST LIVERPOOL	8	1	232	0	35	0	24	0	2	0	0	302
EATON	0	1	146	0	43	0	121	7	28	0	0	346
ELYRIA	1	8	1,143	1	251	6	30	11	85	0	0	1,536
EUCLID	1	0	138	0	3	0	1	0	0	0	0	143
FAIRBORN	1	23	526	0	231	0	63	0	61	0	0	905
FAIRFIELD	2	2	164	0	30	0	7	0	16	0	0	221
FINDLAY	6	9	470	0	44	0	22	0	42	0	0	593
FOSTORIA	0	3	115	0	32	0	4	0	10	0	0	164
FRANKLIN	0	4	238	0	83	0	50	0	40	0	2	417
FRANKLIN COUNTY	21	18	6,004	0	1,106	4	328	880	2,537	0	1,574	12,472
FRANKLIN COUNTY ENVIRO.	0	0	0	0	0	0	0	0	0	0	0	0
FREMONT	1	9	269	0	37	0	7	1	11	0	1	336
GALLIPOLIS	0	149	153	0	23	0	46	19	158	0	0	548
GARFIELD HEIGHTS	7	72	318	0	12	0	6	15	30	0	0	460
GIRARD	0	0	250	0	180	0	108	0	18	0	0	556
HAMILTON	0	5	663	27	1	5	1	3	89	0	0	794
HAMILTON COUNTY	30	135	4,773	0	44	0	80	25	1,553	3	20	6,663
HARDIN COUNTY	0	1	128	0	49	0	17	7	14	0	2	218
HILLSBORO	2	6	240	0	10	0	25	4	25	0	16	328
HOCKING COUNTY	3	0	216	0	29	0	14	0	16	0	2	280
HURON	0	0	142	0	38	0	8	0	7	0	0	195
IRONTON	0	0	185	0	7	0	8	19	10	0	0	229
JACKSON COUNTY	3	0	396	0	43	1	16	0	0	0	0	459
KETTERING	8	6	417	0	74	0	10	2	16	1	1	535
LAKEWOOD	7	24	462	0	11	0	3	1	18	0	1	527
LANCASTER	5	7	546	0	2	0	172	8	58	0	0	798
LAWRENCE COUNTY	0	0	254	0	49	0	13	37	14	0	0	367
LEBANON	0	0	104	0	22	2	16	1	25	0	0	170

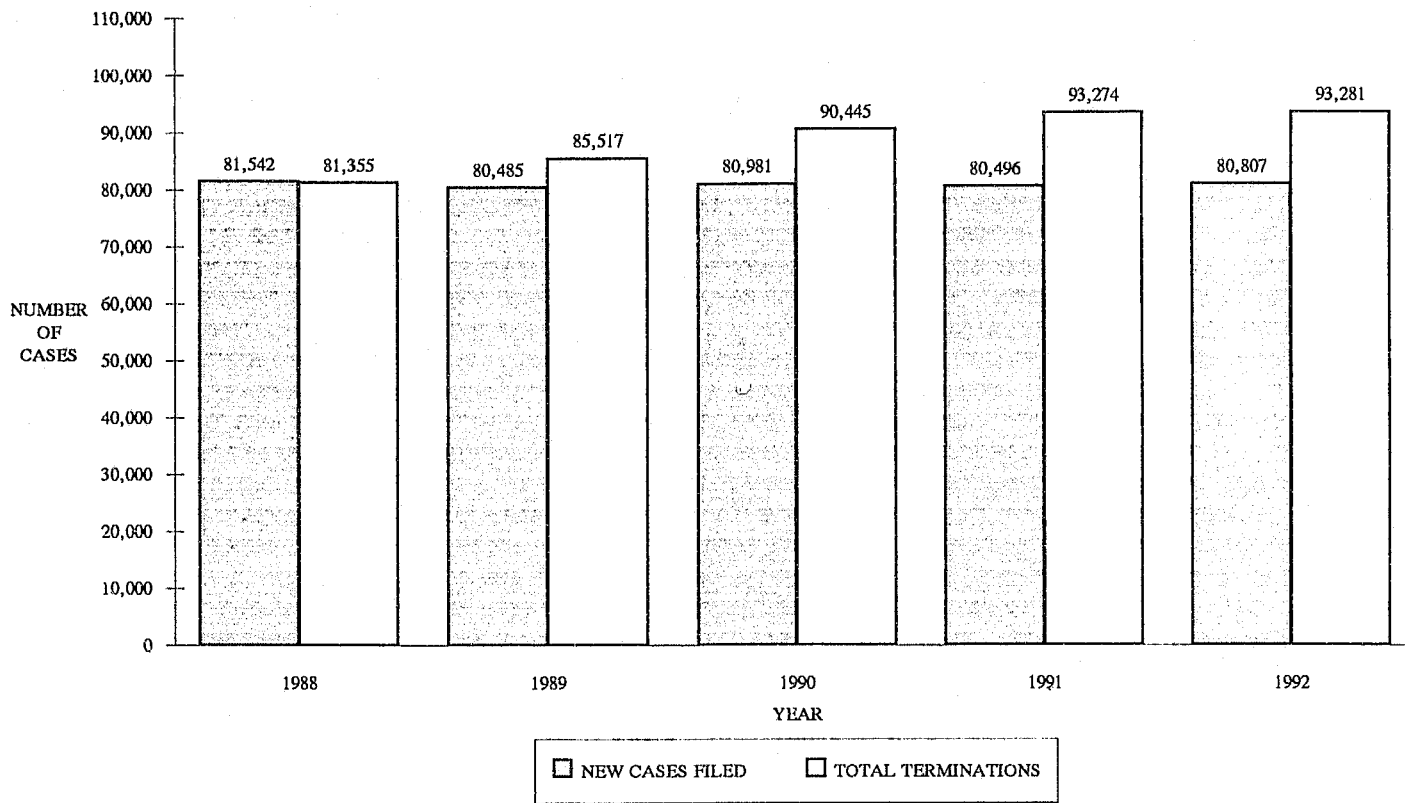
MUNICIPAL COURTS MISDEMEANOR CASES
O.M.V.I. TERMINATIONS (continued)
1992

COURT	JURY TRIAL	COURT TRIAL	GUILTY/NO CONTEST TO ORIGINAL CHARGE		GUILTY/NO CONTEST TO REDUCED	DISMISSAL FOR LACK OF SPEEDY TRIAL	OTHER DISMISSALS	TRANSFERRED OUT	UNAVAIL- ABILITY OF ACCUSED	BANKRUPTCY		TOTAL TERMINATIONS
			JUDGE	REFeree						STAY/INTER- LOCUTORY APPEAL	OTHER TERMINATIONS	
LICKING COUNTY	13	29	927	0	0	1	44	1	89	0	3	1,107
LIMA	2	5	559	0	250	1	79	15	0	0	26	937
LORAIN	0	2	761	0	52	2	47	0	28	0	0	892
LYNDHURST	5	25	327	0	0	0	264	0	16	0	0	637
MADISON COUNTY	1	36	157	0	4	0	21	0	0	0	0	219
MANSFIELD	5	1	902	275	6	0	38	8	73	0	0	1,308
MARIETTA	8	1	444	0	47	0	23	0	31	0	0	554
MARION COUNTY	9	0	567	0	0	0	75	0	7	0	7	665
MARYSVILLE	8	8	234	0	19	0	12	4	51	0	0	336
MASON	8	27	211	0	15	12	16	0	27	0	0	316
MASSILLON	7	5	1,124	0	134	0	13	50	50	0	0	1,383
MAUMEE	10	6	376	0	68	0	62	27	121	0	3	673
MEDINA COUNTY	3	9	617	46	2	1	15	3	44	0	0	740
MENTOR	2	2	342	0	12	0	3	0	1	0	0	362
MIAMI	0	15	2,034	0	534	0	386	0	176	0	0	3,145
MIAMISBURG	3	1	373	0	96	2	16	27	103	0	2	623
MIDDLETOWN	0	25	809	0	8	8	46	7	42	0	2	947
MOUNT VERNON	2	4	270	0	36	0	11	0	20	1	0	344
NAPOLEON	1	0	141	0	40	0	6	0	4	0	1	193
NEW PHILADELPHIA	4	41	373	0	28	2	12	0	31	0	0	491
NEWTON FALLS	2	140	115	0	78	2	4	0	4	0	0	345
NILES	0	26	600	0	74	0	22	0	38	0	0	760
NORWALK	4	141	361	0	39	0	9	3	41	0	2	600
OAKWOOD	0	12	29	0	22	1	0	0	1	0	0	65
OBERLIN	1	0	228	0	86	0	34	0	14	0	0	363
OREGON	0	5	235	0	45	0	11	0	82	0	1	379
PAINESVILLE	8	2	725	0	2	0	30	0	24	0	8	799
PARMA	1	25	800	0	58	1	3	10	49	0	14	961
PERRYSBURG	2	3	480	0	17	0	3	0	71	0	1	577
PORT CLINTON	14	3	304	0	21	1	23	0	30	1	39	436
PORTAGE COUNTY-KENT	7	5	531	0	65	0	28	21	56	0	0	713
PORTAGE COUNTY-RAV.	5	10	867	0	115	0	56	1	84	0	0	1,138
PORTSMOUTH	2	2	636	0	59	2	30	1	28	0	16	776
ROCKY RIVER	2	560	184	79	31	10	681	120	81	0	0	1,748
SANDUSKY	0	8	389	0	156	3	56	0	59	0	1	672
SHAKER HEIGHTS	3	59	98	0	0	0	96	0	5	0	0	261
SHELBY	6	2	79	0	1	0	1	0	4	0	1	94
SIDNEY	3	2	325	0	68	0	19	1	21	2	1	442
SOUTH EUCLID	0	0	50	0	2	0	1	0	0	0	0	53
STEUBENVILLE	0	0	168	0	25	1	6	0	0	0	0	200
STRUTHERS	0	53	86	0	9	0	0	0	1	0	0	149
SYLVANIA	0	0	1,221	0	138	1	19	0	250	0	0	1,629
TIFFIN	1	1	182	0	61	0	18	0	6	1	0	270
TOLEDO	1	4	1,399	1	76	0	115	16	1,368	0	37	3,017
TOLEDO HOUSING	0	0	0	0	0	0	0	0	0	0	0	0
UPPER SANDUSKY	1	5	217	0	16	0	2	9	3	0	0	253
VAN WERT COUNTY	0	2	187	0	19	0	5	4	2	0	0	219
VANDALIA	0	2	1,132	0	245	0	55	0	179	0	484	2,097
VERMILION	0	1	179	0	33	3	13	1	16	0	5	251
WADSWORTH	3	2	171	0	1	0	8	0	21	0	5	211
WARREN	3	69	387	0	127	9	74	3	4	0	0	676
WASHINGTON COURTHOUSE	0	8	167	1	27	0	1	0	5	1	0	210
WAYNE COUNTY	24	20	645	0	14	0	11	0	23	0	0	737
WILLOUGHBY	1	2	954	0	0	0	27	0	0	0	5	989
WILMINGTON	4	24	365	0	43	0	21	0	1	0	0	458
XENIA	6	5	359	0	176	0	65	0	53	0	6	670
YOUNGSTOWN	0	58	381	0	34	0	47	0	60	0	0	580
ZANESVILLE	1	10	137	0	1	0	0	0	1	0	1	151

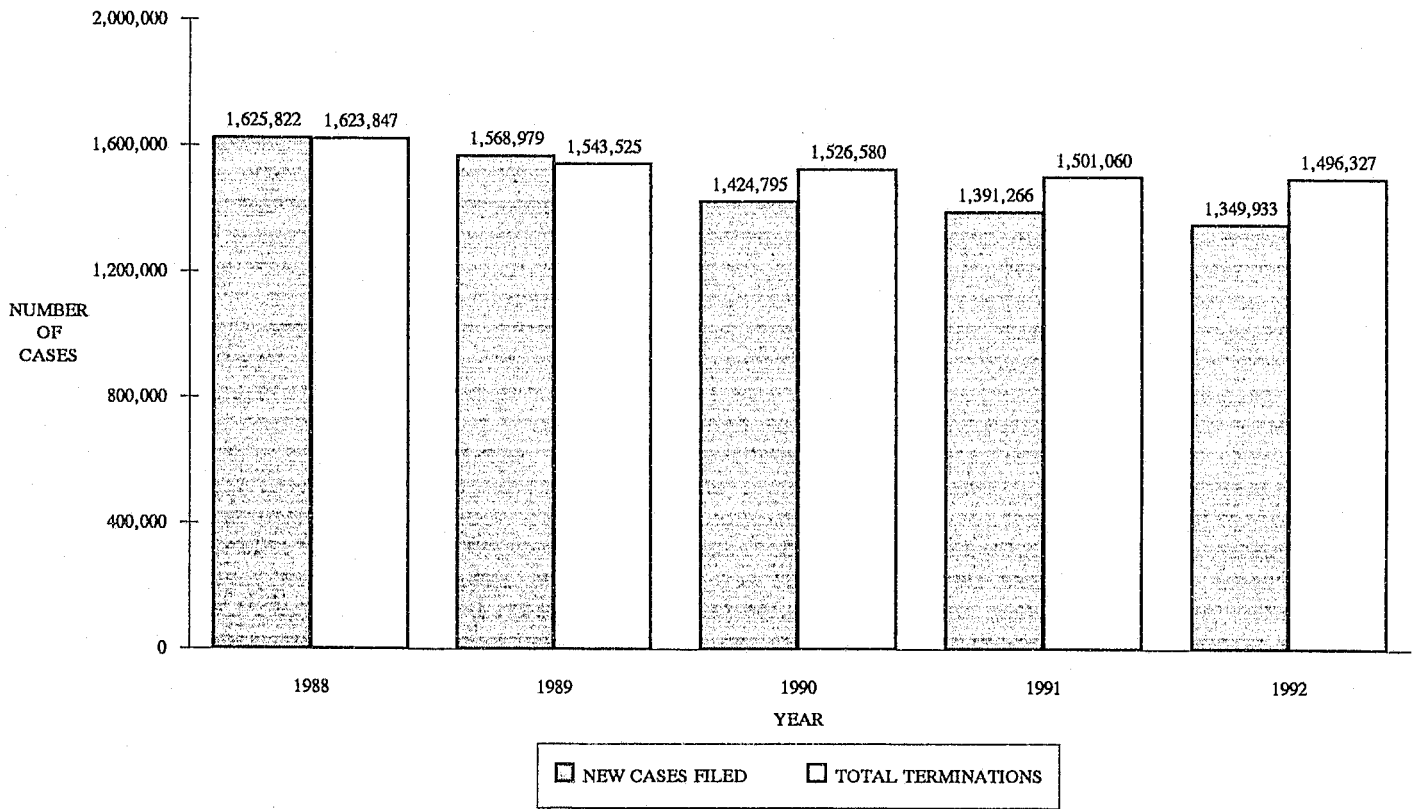
STATEWIDE	468	2,653	60,544	1,827	7,767	105	5,655	1,513	10,088	29	2,632	93,281
-----------	-----	-------	--------	-------	-------	-----	-------	-------	--------	----	-------	--------

121

MUNICIPAL COURTS - O.M.V.I. CASES
STATEWIDE NEW CASES FILED AND TOTAL TERMINATIONS COMPARISON
1988 - 1992



MUNICIPAL COURTS - OTHER TRAFFIC CASES
STATEWIDE NEW CASES FILED AND TOTAL TERMINATIONS COMPARISON
1988 - 1992



**MUNICIPAL COURTS
OTHER TRAFFIC OVERALL CASELOADS**

1992

COURT	CASES	NEW FILINGS	REACTIVATIONS	TOTAL CASES	TOTAL	% NET	CASES	CASES PENDING
	PENDING JANUARY 1		AND TRANSFERS		TERMIN- ATIONS	INCREASE IN CASELOAD	PENDING DECEMBER 31	BEYOND TIME GUIDELINES
AKRON	906	24,851	2,099	27,856	27,078	-14.1%	778	0
ALLIANCE	174	2,473	0	2,647	2,482	-5.2%	165	0
ASHLAND	487	14,466	528	15,481	15,054	-12.3%	427	1
ASHTABULA	919	8,153	435	9,507	8,763	-19.0%	744	214
ATHENS	207	6,206	266	6,679	6,442	-14.5%	237	0
AUGLAIZE COUNTY	83	7,086	20	7,189	7,130	-28.9%	59	0
AVON LAKE	38	851	4	893	862	-18.4%	31	0
BARBERTON	654	10,283	194	11,131	10,549	-11.0%	582	0
BEDFORD	1,945	9,720	2,196	13,861	11,822	-4.8%	2,039	984
BELLEFONTAINE	236	9,199	0	9,435	9,257	-24.6%	178	0
BELLEVUE	17	2,017	0	2,034	1,999	105.9%	35	0
BEREA	650	4,162	460	5,272	4,501	18.6%	771	52
BOWLING GREEN	287	8,214	0	8,501	8,218	-1.4%	283	0
BRYAN	336	8,364	58	8,758	8,445	-6.8%	313	0
CAMBRIDGE	133	11,061	0	11,194	10,857	153.4%	337	0
CAMPBELL	84	920	18	1,022	906	38.1%	116	0
CANTON	971	15,049	272	16,292	15,392	-7.3%	900	0
CELINA	123	3,683	16	3,822	3,704	-4.1%	118	3
CHAMPAIGN COUNTY	26	1,923	32	1,981	1,952	11.5%	29	0
CHARDON	207	9,397	417	10,021	9,806	3.9%	215	0
CHILLICOTHE	750	12,054	22	12,826	12,260	-24.5%	566	18
CIRCLEVILLE	736	8,612	258	9,606	9,137	-36.3%	469	0
CLARK COUNTY	2,268	19,048	99	21,415	19,607	-20.3%	1,808	3
CLERMONT COUNTY	3,775	16,657	200	20,632	14,003	75.6%	6,629	0
CLEVELAND	5,032	97,734	15,301	118,067	112,457	11.5%	5,610	0
CLEVELAND HEIGHTS	1,922	15,652	720	18,294	17,201	-43.1%	1,093	1
CLEVELAND HOUSING	0	0	0	0	0	0.0%	0	0
CONNEAUT	37	2,919	21	2,977	2,948	-21.6%	29	0
COSHOCTON	19	1,575	28	1,622	1,601	10.5%	21	0
CRAWFORD COUNTY	219	5,557	10	5,786	5,597	-13.7%	189	0
CUYAHOGA FALLS	3,094	29,086	24	32,204	28,649	14.9%	3,555	0
DAYTON	867	22,869	6,686	30,422	29,641	-9.9%	781	0
DEFIANCE	205	6,690	556	7,451	7,269	-11.2%	182	2
DELAWARE	605	12,258	395	13,258	12,687	-5.6%	571	0
EAST CLEVELAND	344	7,028	185	7,557	7,372	-46.2%	185	0
EAST LIVERPOOL	43	1,476	0	1,519	1,479	-7.0%	40	0
EATON	289	6,889	103	7,281	6,888	36.0%	393	0
ELYRIA	816	10,510	1,062	12,388	11,345	27.8%	1,043	0
EUCLID	179	12,313	0	12,492	12,249	35.8%	243	0
FAIRBORN	1,243	14,274	580	16,097	14,831	1.9%	1,266	0
FAIRFIELD	370	4,102	81	4,553	4,210	-7.3%	343	0
FINDLAY	899	15,910	85	16,894	16,094	-11.0%	800	26
FOSTORIA	87	2,098	64	2,249	2,155	8.0%	94	0
FRANKLIN	147	2,901	626	3,674	3,558	-21.1%	116	0
FRANKLIN COUNTY	26,871	121,005	45,917	193,793	187,623	-77.0%	6,170	4
FRANKLIN COUNTY ENVIRO.	0	2	17	19	19	0.0%	0	0
FREMONT	267	5,887	309	6,463	6,289	-34.8%	174	0
GALLIPOLIS	545	7,529	1,130	9,204	8,737	-14.3%	467	0
GARFIELD HEIGHTS	220	6,275	313	6,808	6,517	32.3%	291	0
GIRARD	667	8,840	148	9,655	8,905	12.4%	750	0
HAMILTON	445	10,859	86	11,390	10,960	-3.4%	430	0
HAMILTON COUNTY	1,505	134,579	23,042	159,126	157,482	9.2%	1,644	0
HARDIN COUNTY	539	3,980	333	4,852	4,222	16.9%	630	0
HILLSBORO	102	3,034	114	3,250	3,179	-30.4%	71	0
HOCKING COUNTY	206	3,156	159	3,521	3,356	-19.9%	165	0
HURON	77	2,235	12	2,324	2,226	27.3%	98	0
IRONTON	377	5,105	62	5,544	5,263	-25.5%	281	0
JACKSON COUNTY	1,158	8,032	0	9,190	8,406	-32.3%	784	0
KETTERING	428	14,591	201	15,220	14,936	-33.6%	284	0
LAKEWOOD	337	10,928	11	11,276	10,884	16.3%	392	0
LANCASTER	741	14,272	442	15,455	14,874	-21.6%	581	0
LAWRENCE COUNTY	653	5,820	34	6,507	6,315	-70.6%	192	0
LEBANON	230	3,638	0	3,868	3,775	-59.6%	93	0

MUNICIPAL COURTS
OTHER TRAFFIC OVERALL CASELOADS (continued)
1992

COURT	CASES PENDING JANUARY 1	NEW FILINGS	REACTIVATIONS AND TRANSFERS	TOTAL CASES	TOTAL TERMIN- ATIONS	% NET INCREASE IN CASELOAD	CASES PENDING DECEMBER 31	CASES PENDING BEYOND TIME GUIDELINES
LICKING COUNTY	457	10,913	1,042	12,412	11,990	-7.7%	422	0
LIMA	6,248	14,433	32	20,713	14,220	3.9%	6,493	26
LORAIN	569	5,724	14	6,307	5,092	113.5%	1,215	0
LYNDHURST	695	17,816	519	19,030	18,326	1.3%	704	0
MADISON COUNTY	549	6,970	0	7,519	6,963	1.3%	556	0
MANSFIELD	1,249	20,566	188	22,003	19,589	93.3%	2,414	0
MARIETTA	532	11,658	17	12,207	11,722	-8.8%	485	0
MARION COUNTY	785	11,630	607	13,022	12,531	-37.5%	491	0
MARYSVILLE	754	7,573	192	8,519	8,270	-67.0%	249	0
MASON	472	3,505	132	4,109	3,917	-59.3%	192	0
MASSILLON	709	11,023	262	11,994	11,498	-30.0%	496	0
MAUMEE	1,018	11,901	665	13,584	12,379	18.4%	205	0
MEDINA COUNTY	675	11,253	221	12,149	11,382	13.6%	767	19
MENTOR	289	6,372	0	6,661	6,313	20.4%	348	0
MIAMI	291	18,404	152	18,847	18,597	-14.1%	250	0
MIAMISBURG	342	6,324	422	7,088	6,737	2.6%	351	0
MIDDLETOWN	438	9,155	509	10,102	9,520	32.9%	582	0
MOUNT VERNON	265	5,772	14	6,051	5,859	-27.5%	192	0
NAPOLEON	178	3,897	0	4,075	3,906	-5.1%	169	0
NEW PHILADELPHIA	1,929	9,248	0	11,177	9,189	3.1%	1,988	84
NEWTON FALLS	455	5,848	5	6,308	5,850	0.7%	458	0
NILES	112	1,763	257	2,132	1,943	68.8%	189	0
NORWALK	414	10,550	409	11,373	11,118	-38.4%	255	0
OAKWOOD	45	2,578	30	2,653	2,653	-100.0%	0	0
OBERLIN	938	6,545	0	7,483	5,737	86.1%	1,746	0
OREGON	91	3,106	371	3,568	3,421	61.5%	147	0
PAINESVILLE	232	8,030	376	8,638	8,410	-1.7%	228	0
PARMA	225	11,230	240	11,695	10,939	236.0%	756	0
PERRYSBURG	341	9,900	3	10,244	9,829	21.7%	415	0
PORT CLINTON	488	4,658	172	5,318	4,728	20.9%	590	5
PORTAGE COUNTY-KENT	240	7,364	84	7,688	7,345	42.9%	343	0
PORTAGE COUNTY-RAV.	901	14,357	139	15,397	14,896	-44.4%	501	0
PORTSMOUTH	257	7,683	569	8,509	8,272	-7.8%	237	0
ROCKY RIVER	621	16,195	851	17,667	17,106	-9.7%	561	0
SANDUSKY	2,134	6,594	174	8,902	6,770	-0.1%	2,132	0
SHAKER HEIGHTS	1,114	10,462	723	12,299	11,063	11.0%	1,236	0
SHELBY	22	1,427	23	1,472	1,454	-18.2%	18	0
SIDNEY	301	5,685	91	6,077	5,837	-20.3%	240	0
SOUTH EUCLID	111	3,153	123	3,387	3,304	-25.2%	83	0
STUBENVILLE	254	1,420	0	1,674	1,358	24.4%	316	0
STRUTHERS	123	2,266	6	2,395	2,059	173.2%	336	4
SYLVANIA	287	11,476	1,256	13,019	12,884	-53.0%	135	0
TIPPIN	157	4,647	38	4,842	4,697	-7.6%	145	0
TOLEDO	1,920	28,078	9,553	39,551	37,007	32.5%	2,544	133
TOLEDO HOUSING	0	0	0	0	0	0.0%	0	0
UPPER SANDUSKY	437	8,528	310	9,275	8,918	-18.3%	357	0
VAN WERT COUNTY	39	7,001	5	7,045	6,966	102.6%	79	0
VANDALIA	755	14,039	1,274	16,068	15,207	14.0%	861	0
VERMILION	135	3,308	318	3,761	3,613	9.6%	148	6
WADSWORTH	324	6,193	494	7,011	6,676	3.4%	335	0
WARREN	590	7,984	63	8,637	7,609	74.2%	1,028	308
WASHINGTON COURTHOUSE	139	3,019	125	3,283	3,212	-48.9%	71	0
WAYNE COUNTY	558	12,556	24	13,138	12,508	12.9%	630	0
WILLOUGHBY	1,096	11,690	24	12,810	11,416	27.2%	1,394	0
WILMINGTON	682	11,272	2	11,956	11,178	14.1%	778	0
XENIA	714	9,429	51	10,194	9,335	20.3%	859	14
YOUNGSTOWN	468	7,840	799	9,107	8,519	25.6%	588	0
ZANESVILLE	200	1,865	0	2,065	2,065	-100.0%	0	0

STATEWIDE 104,161 1,349,933 130,421 1,584,515 1,496,327 -15.3% 88,188 1,907

**MUNICIPAL COURTS
OTHER TRAFFIC TERMINATIONS
1992**

COURT	JURY TRIAL	COURT TRIAL	GUILTY/NO CONTEST TO ORIGINAL CHARGE		GUILTY/NO CONTEST TO REDUCED	DISMISSAL FOR LACK OF SPEEDY TRIAL	OTHER DISMISSALS	VIOLATIONS BUREAU	TRANSFERRED OUT	UNAVAILABILITY OF ACCUSED	BANKRUPTCY		OTHER TERMINATIONS
			JUDGE	REFEREE							STAY/INTER-LOCUTORY APPEAL	OTHER	
AKRON	0	27	897	12,834	92	0	81	10,642	13	2,264	210	18	
ALLIANCE	0	16	1,123	0	3	21	6	1,278	0	35	0	0	
ASHLAND	1	111	4,386	0	50	0	79	9,584	0	830	0	13	
ASHTABULA	0	14	2,326	0	55	11	1,898	3,646	0	812	0	1	
ATHENS	0	94	890	0	128	0	899	4,117	0	314	0	0	
AUGLAIZE COUNTY	1	63	583	0	74	16	225	5,496	0	148	0	524	
AVON LAKE	0	59	358	0	34	0	31	365	0	15	0	0	
BARBERTON	0	99	5,522	0	28	0	417	4,035	8	440	0	0	
BEDFORD	11	430	2,359	4,014	411	0	1,089	3,090	26	234	7	151	
BELLEFONTAINE	0	133	1,213	0	9	11	647	6,959	4	281	0	0	
BELLEVUE	0	10	301	0	8	0	160	1,490	0	29	0	1	
BEREA	0	46	1,635	0	62	0	396	2,165	0	2	0	195	
BOWLING GREEN	0	53	1,920	880	8	0	649	4,633	0	75	0	0	
BRYAN	0	66	1,432	0	35	1	149	4,249	2	2,511	0	0	
CAMBRIDGE	0	191	1,373	0	18	26	131	6,568	0	2,317	0	233	
CAMPBELL	3	19	606	0	13	0	18	238	0	9	0	0	
CANTON	2	73	2,764	4,881	87	0	918	5,569	6	1,089	0	3	
CELINA	0	52	1,635	0	17	0	369	1,622	0	9	0	0	
CHAMPAIGN COUNTY	0	34	1,066	0	15	0	156	653	0	28	0	0	
CHARDON	3	99	3,225	0	51	0	88	6,097	0	232	0	11	
CHILLICOTHE	3	114	1,235	0	13	7	221	9,233	6	1,425	0	3	
CIRCLEVILLE	0	230	1,408	0	37	0	516	5,934	0	1,012	0	0	
CLARK COUNTY	3	98	841	5,538	147	0	1,704	6,334	7	4,934	0	1	
CLERMONT COUNTY	0	162	2,581	17	8	12	458	6,923	8	3,822	0	12	
CLEVELAND	11	728	4,756	29,058	562	3	6,322	36,221	67	34,116	0	613	
CLEVELAND HEIGHTS	1	265	325	2,360	12	0	5,189	7,239	0	1,717	1	92	
CLEVELAND HOUSING	0	0	0	0	0	0	0	0	0	0	0	0	
CONNEAUT	3	8	401	0	10	196	194	2,076	0	60	0	0	
COSHOCTON	0	23	377	0	1	0	101	1,075	0	23	0	1	
CRAWFORD COUNTY	0	39	584	0	31	0	686	3,930	0	327	0	0	
CUYAHOGA FALLS	2	504	537	10,283	535	0	839	15,865	1	71	0	12	
DAYTON	0	63	2,333	8,838	292	8	492	9,497	2,668	5,378	0	72	
DEFIANCE	0	27	3,941	0	59	0	969	1,434	51	788	0	0	
DELAWARE	1	98	488	672	14	0	743	10,006	6	651	0	8	
EAST CLEVELAND	0	196	1,910	1,769	0	0	243	1,881	0	1,218	0	155	
EAST LIVERPOOL	0	16	1,121	0	20	0	44	264	0	14	0	0	
EATON	1	14	1,133	0	92	1	241	4,974	10	422	0	0	
ELYRIA	1	116	1,247	371	123	79	330	8,402	11	664	0	1	
EUCLID	0	13	3,643	0	1	0	102	8,490	0	0	0	0	
FAIRBORN	0	171	4,456	0	129	0	572	8,698	0	801	0	4	
FAIRFIELD	0	49	1,843	0	101	0	147	1,949	0	121	0	0	
FINDLAY	10	122	2,444	0	63	5	2,134	10,195	0	1,121	0	0	
FOSTORIA	0	18	620	0	41	1	155	1,246	0	74	0	0	
FRANKLIN	0	17	841	2	42	1	290	710	17	1,529	0	109	
FRANKLIN COUNTY	5	343	8,221	10,724	1,600	5	4,565	89,879	1,903	65,995	0	4,383	
FRANKLIN COUNTY ENVIRO.	0	0	9	0	0	0	3	0	6	1	0	0	
FREMONT	1	47	1,153	0	63	0	246	4,289	3	480	0	7	
GALLIPOLIS	0	126	168	0	17	0	131	7,025	22	1,248	0	0	
GARFIELD HEIGHTS	3	324	2,240	0	34	0	77	3,401	11	426	1	0	
GIRARD	0	0	2,833	661	71	0	747	4,116	0	477	0	0	
HAMILTON	0	68	2,057	1,776	0	52	285	5,634	13	1,074	1	0	
HAMILTON COUNTY	1	1,537	3,956	20,010	8	7	4,596	96,384	76	30,861	0	46	
HARDIN COUNTY	0	32	706	0	41	0	1,023	2,095	34	278	0	13	
HILLSBORO	0	27	760	0	1	0	127	2,136	2	77	0	49	
HOCKING COUNTY	1	14	286	0	6	0	461	2,420	0	142	0	26	
HURON	0	27	679	0	10	0	216	814	0	480	0	0	
IRONTON	0	0	525	1,871	0	2	80	2,504	45	236	0	0	
JACKSON COUNTY	2	82	1,212	0	49	1	140	6,920	0	0	0	0	
KETTERING	0	183	3,168	0	146	0	119	10,984	13	311	1	11	
LAKEWOOD	1	175	2,006	0	14	0	657	7,718	0	120	0	193	
LANCASTER	0	63	2,132	0	53	0	1,675	10,182	11	752	0	6	
LAWRENCE COUNTY	0	0	1,158	0	192	0	743	3,740	24	457	1	0	
LEBANON	1	0	1,365	0	23	1	335	1,742	4	304	0	0	

MUNICIPAL COURTS
OTHER TRAFFIC TERMINATIONS (continued)
 1992

COURT	JURY TRIAL	COURT TRIAL	GUILTY/NO CONTEST TO ORIGINAL CHARGE		GUILTY/NO CONTEST TO REDUCED	DISMISSAL FOR LACK OF SPEEDY TRIAL	OTHER DISMISSALS	VIOLATIONS BUREAU	TRANSFERRED OUT	BANKRUPTCY		
			JUDGE	REFEREE						UNAVAILABILITY OF ACCUSED	STAY/INTERLOCUTORY APPEAL	OTHER TERMINATIONS
LICKING COUNTY	4	182	2,487	0	1	0	124	8,106	5	1,041	0	40
LIMA	0	112	1,678	1,778	171	0	2,902	7,528	9	0	0	42
LORAIN	0	21	3,040	0	24	0	162	1,815	0	30	0	0
LYNDHURST	3	283	6,136	0	0	0	972	10,082	3	840	0	7
MADISON COUNTY	0	185	728	0	0	0	610	5,440	0	0	0	0
MANSFIELD	2	89	594	3,975	180	0	4,017	9,758	5	292	0	677
MARIETTA	1	76	1,553	0	12	0	968	7,800	3	1,309	0	0
MARION COUNTY	4	57	2,537	0	37	0	1,514	7,741	1	637	0	3
MARYSVILLE	0	100	552	0	11	1	274	6,713	0	618	0	1
MASON	4	82	2,067	0	57	24	340	942	0	392	0	9
MASSILLON	0	29	3,212	1,109	144	0	1,110	5,371	25	497	1	0
MAUMEE	1	104	1,603	0	229	0	391	8,207	0	655	0	1,189
MEDINA COUNTY	0	162	1,028	2,638	50	9	1,490	5,524	0	481	0	0
MENTOR	4	21	2,242	0	36	0	69	3,903	34	4	0	0
MIAMI	0	173	3,970	0	417	0	359	12,733	0	945	0	0
MIAMISBURG	0	68	800	636	105	5	467	4,370	23	257	0	6
MIDDLETOWN	0	102	3,157	7	8	28	433	5,105	8	528	0	144
MOUNT VERNON	0	57	760	0	8	0	401	4,344	0	289	0	0
NAPOLEON	1	20	688	0	32	0	26	2,687	0	201	0	251
NEW PHILADELPHIA	1	90	1,201	0	33	17	93	7,696	0	58	0	0
NEWTON FALLS	4	224	3,221	0	111	7	74	2,163	0	45	0	1
NILES	0	23	1,034	0	2	0	86	665	2	131	0	0
NORWALK	2	215	1,382	0	77	0	81	8,722	2	636	0	1
OAKWOOD	0	37	612	0	61	0	60	1,624	0	59	0	0
OBERLIN	1	9	1,307	0	43	0	215	4,071	0	91	0	0
OREGON	0	46	1,725	0	144	0	157	943	1	405	0	0
PAINESVILLE	1	51	2,002	0	63	2	128	5,865	4	232	0	12
PARMA	1	13	1,043	3,194	293	19	61	5,504	5	795	0	11
PERRYSBURG	0	47	2,011	0	30	4	59	6,911	0	765	0	2
PORT CLINTON	4	70	1,057	0	9	1	316	3,021	28	221	1	0
PORTAGE COUNTY-KENT	1	30	628	1,310	292	0	138	4,835	2	109	0	0
PORTAGE COUNTY-RAV.	3	34	850	1,315	362	0	240	11,875	3	214	0	0
PORTSMOUTH	0	26	1,087	0	3	4	169	6,278	2	688	0	15
ROCKY RIVER	0	714	2,624	3,716	83	93	1,133	7,739	163	841	0	0
SANDUSKY	0	69	1,723	0	107	13	946	3,569	0	282	0	61
SHAKER HEIGHTS	1	264	1,543	1,555	0	0	819	5,473	0	1,408	0	0
SHELBY	2	56	391	0	6	0	248	728	0	23	0	0
SIDNEY	0	29	556	0	100	0	422	4,472	0	244	0	14
SOUTH EUCLID	0	10	1,455	1	17	0	55	1,635	0	130	0	1
STUBENVILLE	0	26	482	0	0	1	87	758	0	4	0	0
STRUTHERS	0	54	470	0	14	1	159	1,358	0	2	0	1
SYLVANIA	1	67	3,938	0	275	0	1,612	5,902	0	1,089	0	0
TIFFIN	0	60	996	0	31	2	365	3,157	12	74	0	0
TOLEDO	0	117	6,342	2,014	529	0	3,427	13,692	0	10,775	0	111
TOLEDO HOUSING	0	0	0	0	0	0	0	0	0	0	0	0
UPPER SANDUSKY	0	77	1,968	0	7	0	1,045	5,262	30	528	0	1
VAN WERT COUNTY	0	29	720	0	10	1	85	5,840	0	5	0	276
VANDALLA	0	86	3,830	14	170	0	1,253	8,275	6	1,255	0	318
VERMILION	0	26	1,161	0	46	5	250	1,834	1	285	0	5
WADSWORTH	0	57	720	0	63	0	718	4,403	0	602	1	112
WARREN	0	67	3,186	0	51	68	144	4,026	1	66	0	0
WASHINGTON COURTHOUSE	4	39	609	0	16	0	89	2,300	1	153	1	0
WAYNE COUNTY	4	294	1,571	0	0	0	918	9,676	0	45	0	0
WILLOUGHBY	0	31	4,306	0	0	0	363	6,697	0	3	0	16
WILMINGTON	1	129	1,437	0	59	3	180	5,137	0	4,232	0	0
XENIA	0	56	2,160	0	99	0	228	5,852	0	374	1	565
YOUNGSTOWN	0	347	4,696	0	3	3	1,115	709	6	1,640	0	0
ZANESVILLE	0	117	991	0	1	3	35	846	0	1	0	71

STATEWIDE 127 13,487 215,380 139,821 10,591 781 81,526 804,737 5,463 213,757 227 10,930

**MUNICIPAL COURTS
PERSONAL INJURY AND PROPERTY DAMAGE OVERALL CASELOADS
1992**

COURT	CASES	NEW	REACTIVATIONS	TOTAL	TOTAL	% NET	CASES	CASES PENDING
	PENDING		AND		TERMIN-		INCREASE IN	PENDING
	JANUARY 1	FILINGS	TRANSFERS	CASES	ATIONS	CASELOAD	DECEMBER 31	GUIDELINES
AKRON	229	605	76	910	686	-2.2%	224	0
ALLIANCE	53	54	0	107	77	-43.4%	30	0
ASHLAND	18	40	2	60	42	0.0%	18	0
ASHTABULA	29	34	0	63	53	-65.5%	10	0
ATHENS	16	49	3	68	48	25.0%	20	0
AUGLAIZE COUNTY	11	27	0	38	37	-90.9%	1	0
AVON LAKE	3	12	1	16	15	-66.7%	1	0
BARBERTON	30	70	0	100	76	-20.0%	24	0
BEDFORD	65	88	1	154	124	-53.8%	30	0
BELLEFONTAINE	13	35	1	49	30	46.2%	19	0
BELLEVUE	2	12	0	14	10	100.0%	4	0
BEREA	50	86	1	137	117	-60.0%	20	0
BOWLING GREEN	27	57	3	87	67	-25.9%	20	0
BRYAN	17	24	2	43	35	-52.9%	8	0
CAMBRIDGE	14	29	2	45	34	-21.4%	11	1
CAMPBELL	5	5	0	10	9	-80.0%	1	0
CANTON	122	225	9	356	221	10.7%	135	0
CELINA	17	26	0	43	35	-52.9%	8	0
CHAMPAIGN COUNTY	14	22	0	36	23	-7.1%	13	0
CHARDON	26	38	4	68	54	-46.2%	14	0
CHILlicothe	39	71	4	114	79	-10.3%	35	1
CIRCLEVILLE	2	41	0	43	33	400.0%	10	0
CLARK COUNTY	178	263	5	446	256	6.7%	190	1
CLERMONT COUNTY	0	13	0	13	6	-	7	2
CLEVELAND	680	1,522	10	2,212	1,219	46.0%	993	0
CLEVELAND HEIGHTS	27	95	0	122	85	37.0%	37	0
CLEVELAND HOUSING	0	0	0	0	0	0.0%	0	0
CONNEAUT	2	9	0	11	9	0.0%	2	0
COSHOCTON	5	18	0	23	20	-40.0%	3	0
CRAWFORD COUNTY	11	27	0	38	28	-9.1%	10	0
CUYAHOGA FALLS	111	206	15	332	219	1.8%	113	0
DAYTON	300	603	1	904	663	-19.7%	241	0
DEFIANCE	16	23	4	43	34	-43.8%	9	0
DELAWARE	12	37	0	49	39	-16.7%	10	0
EAST CLEVELAND	17	29	0	46	33	-23.5%	13	4
EAST LIVERPOOL	5	9	0	14	11	-40.0%	3	0
EATON	14	16	0	30	19	-21.4%	11	0
ELYRIA	75	141	8	224	153	-5.3%	71	0
EUCLID	11	46	0	57	51	-45.5%	6	0
FAIRBORN	32	77	0	109	70	21.9%	39	0
FAIRFIELD	11	35	0	46	28	63.6%	18	0
FINDLAY	62	53	1	116	89	-56.5%	27	0
FOSTORIA	13	18	0	31	21	-23.1%	10	0
FRANKLIN	42	58	0	100	68	-23.8%	32	0
FRANKLIN COUNTY	263	1,950	550	2,763	2,500	0.0%	263	0
FRANKLIN COUNTY ENVIRO.	0	0	0	0	0	0.0%	0	0
FREMONT	17	31	0	48	42	-64.7%	6	0
GALLIPOLIS	6	21	1	28	20	33.3%	8	0
GARFIELD HEIGHTS	64	99	0	163	135	-56.3%	28	0
GIRARD	36	48	1	85	55	-16.7%	30	0
HAMILTON	348	125	0	473	102	6.6%	371	0
HAMILTON COUNTY	538	1,862	89	2,489	2,011	-11.2%	478	2
HARDIN COUNTY	7	17	1	25	17	14.3%	8	0
HILLSBORO	0	0	0	0	0	0.0%	0	0
HOCKING COUNTY	2	1	0	3	3	-100.0%	0	0
HURON	0	4	0	4	4	0.0%	0	0
IRONTON	6	14	1	21	9	100.0%	12	0
JACKSON COUNTY	14	21	0	35	26	-35.7%	9	0
KETTERING	46	106	4	156	115	-10.9%	41	0
LAKEWOOD	30	53	0	83	62	-30.0%	21	0
LANCASTER	39	106	1	146	109	-5.1%	37	0
LAWRENCE COUNTY	6	42	1	49	33	166.7%	16	0
LEBANON	5	18	0	23	15	60.0%	8	0

MUNICIPAL COURTS
PERSONAL INJURY AND PROPERTY DAMAGE OVERALL CASELOADS (continued)
1992

COURT	CASES PENDING JANUARY 1	NEW FILINGS	REACTIVATIONS AND TRANSFERS	TOTAL CASES	TOTAL TERMIN- ATIONS	% NET INCREASE IN CASELOAD	CASES PENDING DECEMBER 31	CASES PENDING BEYOND TIME GUIDELINES
LICKING COUNTY	51	113	6	170	128	-17.6%	42	0
LIMA	165	141	4	310	162	-10.3%	148	0
LORAIN	89	94	0	183	103	-10.1%	80	0
LYNDHURST	9	51	0	60	47	44.4%	13	0
MADISON COUNTY	0	0	0	0	0	0.0%	0	0
MANSFIELD	66	151	0	217	175	-36.4%	42	0
MARIETTA	1	0	0	1	1	-100.0%	0	0
MARION COUNTY	38	83	0	121	88	-13.2%	33	0
MARYSVILLE	3	15	0	18	14	33.3%	4	0
MASON	8	38	10	56	51	-37.5%	5	0
MASSILLON	88	147	6	241	165	-13.6%	76	0
MAUMEE	12	28	0	40	27	8.3%	13	0
MEDINA COUNTY	30	44	1	75	60	-50.0%	15	0
MENTOR	10	25	0	35	25	0.0%	10	0
MIAMI	61	83	10	154	134	-67.2%	20	0
MIAMISBURG	48	92	0	140	85	14.6%	55	0
MIDDLETOWN	70	123	0	193	148	-35.7%	45	0
MOUNT VERNON	15	35	1	51	31	33.3%	20	0
NAPOLEON	8	10	0	18	16	-75.0%	2	0
NEW PHILADELPHIA	74	33	1	108	52	-24.3%	56	0
NEWTON FALLS	6	17	0	23	18	-16.7%	5	0
NILES	29	70	0	99	81	-37.9%	18	0
NORWALK	6	19	2	27	21	0.0%	6	0
OAKWOOD	0	0	0	0	0	0.0%	0	0
OBERLIN	7	9	0	16	13	-57.1%	3	0
OREGON	8	12	0	20	16	-50.0%	4	0
PAINESVILLE	30	68	1	99	66	10.0%	33	0
PARMA	51	137	4	192	129	23.5%	63	0
PERRYSBURG	16	37	2	55	39	0.0%	16	0
PORT CLINTON	3	9	0	12	9	0.0%	3	0
PORTAGE COUNTY-KENT	39	78	0	117	92	-35.9%	25	0
PORTAGE COUNTY-RAV.	68	29	2	99	99	-100.0%	0	1
PORTSMOUTH	42	73	29	144	108	-14.3%	36	0
ROCKY RIVER	22	66	4	92	68	9.1%	24	0
SANDUSKY	33	43	1	77	64	-60.6%	13	0
SHAKER HEIGHTS	30	71	78	179	69	266.7%	110	0
SHELBY	0	0	0	0	0	0.0%	0	0
SIDNEY	22	31	2	55	45	-54.5%	10	0
SOUTH EUCLID	12	21	1	34	22	0.0%	12	0
STUBENVILLE	3	0	0	3	1	-33.3%	2	0
STRUTHERS	4	12	0	16	11	25.0%	5	0
SYLVANIA	36	33	8	77	55	-38.9%	22	0
TIFFIN	19	26	0	45	31	-26.3%	14	0
TOLEDO	1,113	1,470	98	2,681	1,736	-15.1%	945	8
TOLEDO HOUSING	0	0	0	0	0	0.0%	0	0
UPPER SANDUSKY	4	7	0	11	4	75.0%	7	0
VAN WERT COUNTY	84	97	33	214	189	-70.2%	25	0
VANDALIA	11	12	0	23	15	-27.3%	8	0
VERMILION	5	6	0	11	9	-60.0%	2	0
WADSWORTH	4	22	0	26	20	50.0%	6	0
WARREN	95	206	10	311	209	7.4%	102	0
WASHINGTON COURTHOUSE	12	39	0	51	31	66.7%	20	0
WAYNE COUNTY	38	67	12	117	92	-34.2%	25	5
WILLOUGHBY	49	67	5	121	91	-38.8%	30	0
WILMINGTON	17	49	0	66	38	64.7%	28	0
XENIA	20	54	0	74	45	45.0%	29	0
YOUNGSTOWN	77	279	0	356	271	10.4%	85	0
ZANESVILLE	36	54	0	90	71	-47.2%	19	0

STATEWIDE	6,750	14,062	1,133	21,945	15,674	-11.5%	6,271	25
-----------	-------	--------	-------	--------	--------	--------	-------	----

**MUNICIPAL COURTS
PERSONAL INJURY AND PROPERTY DAMAGE TERMINATIONS
1992**

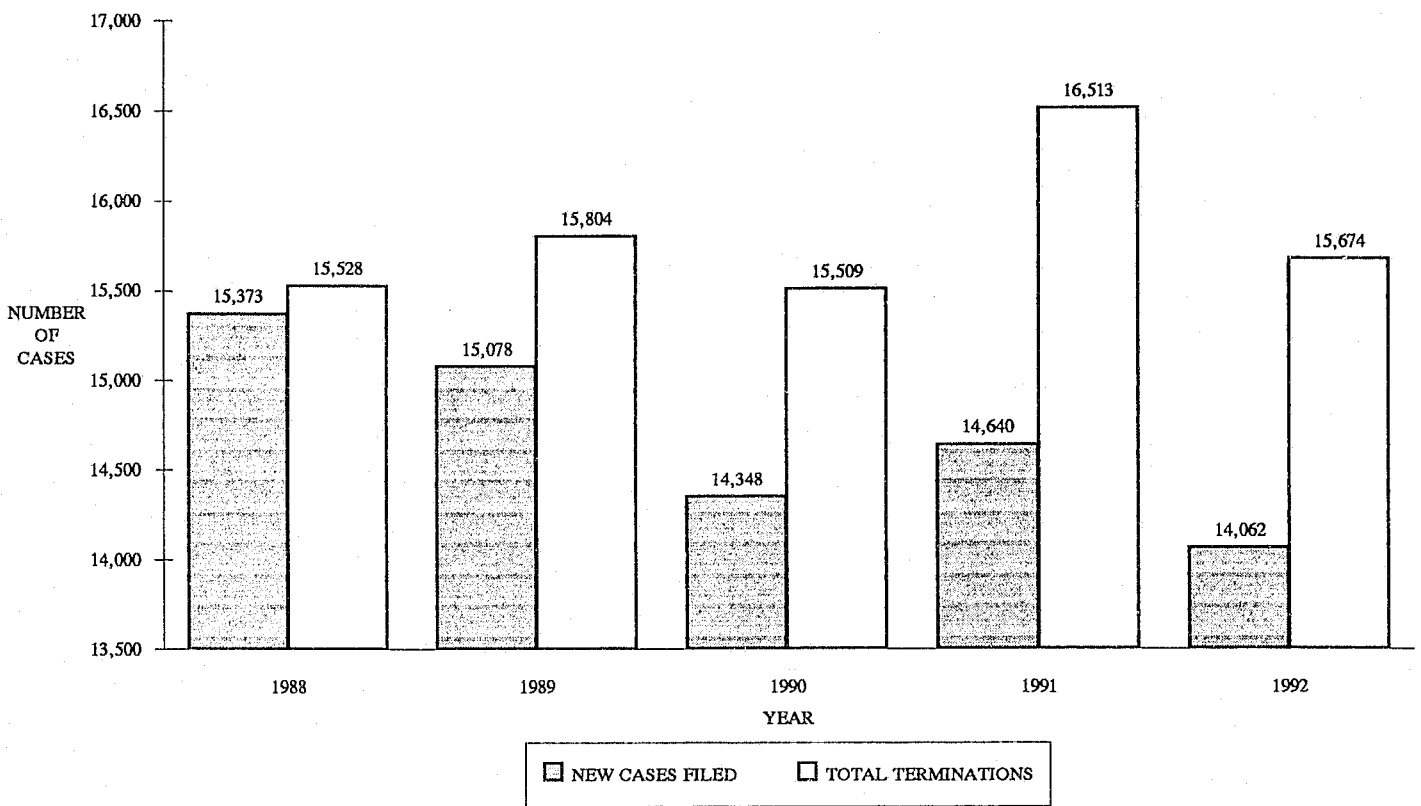
COURT	JURY TRIAL	COURT TRIAL	DEFAULT HEARING BY JUDGE	DEFAULT HEARING BY REFEREE	DISMISSAL FOR WANT OF PROSECUTION	OTHER DISMISSALS	TRANS-FERRED OUT	PRIVATE JUDGE REFERRAL	BANKRUPTCY STAY/INTERLOC-UTORY APPEAL	OTHER TERMINATIONS	TOTAL TERMINATIONS
AKRON	2	38	462	1	47	109	13	0	6	8	686
ALLIANCE	0	0	49	0	8	20	0	0	0	0	77
ASHLAND	0	1	21	0	4	14	0	0	1	1	42
ASHTABULA	0	4	25	0	3	20	0	0	0	1	53
ATHENS	0	2	21	0	2	9	1	2	1	10	48
AUGLAIZE COUNTY	0	2	13	0	9	11	0	0	2	0	37
AVON LAKE	0	0	7	0	1	7	0	0	0	0	15
BARBERTON	0	2	46	7	2	14	0	0	0	5	76
BEDFORD	0	0	61	0	0	29	0	0	2	32	124
BELLEVUE	0	6	8	0	7	5	2	0	0	2	30
BELLEFONTAINE	0	1	6	0	0	2	0	0	0	1	10
BEREA	0	9	38	0	6	60	0	0	2	2	117
BOWLING GREEN	0	7	34	0	5	20	0	0	1	0	67
BRYAN	0	2	16	0	5	10	1	0	1	0	35
CAMBRIDGE	0	7	13	1	0	13	0	0	0	0	34
CAMPBELL	0	2	4	0	0	3	0	0	0	0	9
CANTON	3	9	100	2	2	87	0	0	0	18	221
CELINA	1	4	14	0	0	16	0	0	0	0	35
CHAMPAIGN COUNTY	0	0	13	0	1	4	0	0	2	3	23
CHARDON	1	2	16	0	4	13	2	0	0	16	54
CHILLICOTHE	0	7	41	0	2	26	0	2	0	1	79
CIRCLEVILLE	0	0	21	0	0	9	0	0	3	0	33
CLARK COUNTY	1	20	140	1	0	93	0	0	1	0	256
CLERMONT COUNTY	0	0	6	0	0	0	0	0	0	0	6
CLEVELAND	3	45	3	733	0	343	18	0	7	67	1,219
CLEVELAND HEIGHTS	0	6	44	0	4	31	0	0	0	0	85
CLEVELAND HOUSING	0	0	0	0	0	0	0	0	0	0	0
CONNEAUT	0	0	7	0	0	2	0	0	0	0	9
COSHOCTON	0	1	15	0	2	1	0	0	0	1	20
CRAWFORD COUNTY	0	1	25	0	2	0	0	0	0	0	28
CUYAHOGA FALLS	0	10	89	0	10	53	0	0	0	57	219
DAYTON	0	10	451	0	80	77	0	0	3	42	663
DEFIANCE	0	2	16	1	3	10	0	0	0	2	34
DELAWARE	0	2	20	0	6	7	0	0	1	3	39
EAST CLEVELAND	0	8	19	0	3	1	0	0	1	1	33
EAST LIVERPOOL	0	0	10	0	1	0	0	0	0	0	11
EATON	0	3	11	0	0	5	0	0	0	0	19
ELYRIA	0	10	1	75	12	39	2	0	2	12	153
EUCLID	0	1	42	0	1	7	0	0	0	0	51
FAIRBORN	2	7	33	6	8	12	0	0	2	0	70
FAIRFIELD	0	2	15	0	0	11	0	0	0	0	28
FINDLAY	0	3	41	0	28	9	1	0	0	7	89
FOSTORIA	0	3	10	0	0	8	0	0	0	0	21
FRANKLIN	0	2	5	29	0	12	0	0	0	20	68
FRANKLIN COUNTY	1	40	1,467	0	0	462	0	0	20	510	2,500
FRANKLIN COUNTY ENVIRO.	0	0	0	0	0	0	0	0	0	0	0
FREMONT	0	0	21	0	0	18	0	0	0	3	42
GALLIPOLIS	0	5	11	0	0	4	0	0	0	0	20
GARFIELD HEIGHTS	0	10	74	8	0	42	0	0	1	0	135
GIRARD	1	0	25	0	1	22	0	0	0	6	55
HAMILTON	0	0	83	0	6	13	0	0	0	0	102
HAMILTON COUNTY	3	37	1,804	0	144	15	8	0	0	0	2,011
HARDIN COUNTY	0	0	13	0	0	3	0	0	0	1	17
HILLSBORO	0	0	0	0	0	0	0	0	0	0	0
HOCKING COUNTY	0	0	2	0	0	1	0	0	0	0	3
HURON	0	0	0	0	0	4	0	0	0	0	4
IRONTON	0	0	5	1	2	1	0	0	0	0	9
JACKSON COUNTY	0	1	25	0	0	0	0	0	0	0	26
KETTERING	0	6	57	0	14	35	3	0	0	0	115
LAKEWOOD	0	7	20	0	0	33	1	0	1	0	62
LANCASTER	0	3	62	0	0	23	2	0	2	17	109
LAWRENCE COUNTY	0	0	23	1	0	8	0	0	0	1	33
LEBANON	0	0	9	0	2	4	0	0	0	0	15

MUNICIPAL COURTS
PERSONAL INJURY AND PROPERTY DAMAGE TERMINATIONS (continued)
1992

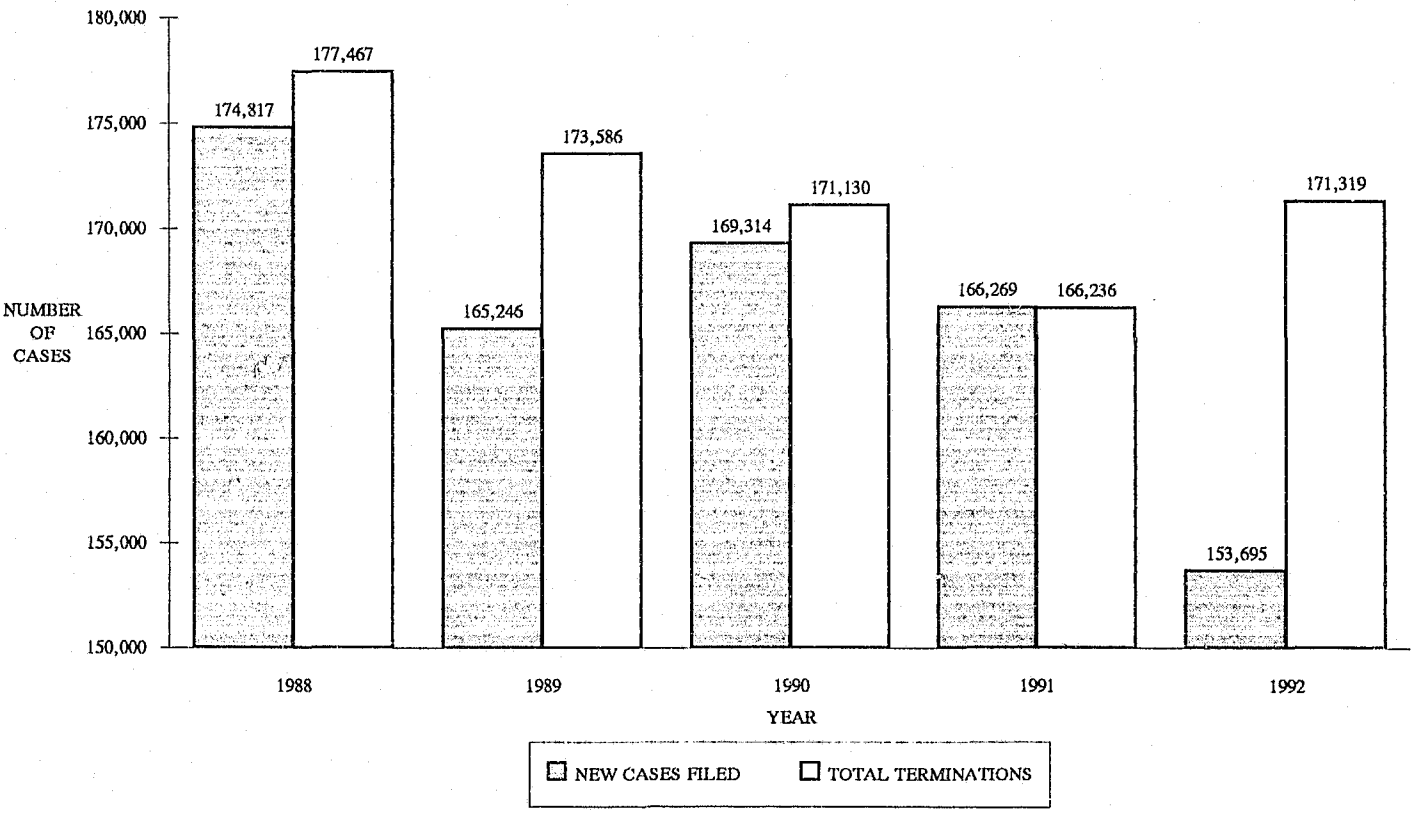
COURT	JURY TRIAL	COURT TRIAL	DEFAULT HEARING BY JUDGE	DEFAULT HEARING BY REFEREE	DISMISSAL FOR WANT OF PROSECUTION	OTHER DISMISSALS	TRANSFERRED OUT	PRIVATE JUDGE REFERRAL	BANKRUPTCY STAY/INTERLOCUTORY APPEAL	OTHER TERMINATIONS	TOTAL TERMINATIONS
LICKING COUNTY	0	4	83	0	4	34	0	0	2	1	128
LIMA	0	5	95	0	2	48	4	0	1	7	162
LORAIN	0	3	1	55	1	41	0	0	2	0	103
LYNDHURST	0	5	20	0	0	19	3	0	0	0	47
MADISON COUNTY	0	0	0	0	0	0	0	0	0	0	0
MANSFIELD	0	13	102	0	1	47	4	0	0	8	175
MARIETTA	0	0	1	0	0	0	0	0	0	0	1
MARION COUNTY	1	5	52	0	6	22	0	0	2	0	88
MARYSVILLE	0	1	11	0	1	1	0	0	0	0	14
MASON	0	1	20	0	0	20	10	0	0	0	51
MASSILLON	2	8	93	0	0	56	1	0	2	3	165
MAUMEE	0	0	12	0	2	13	0	0	0	0	27
MEDINA COUNTY	0	0	26	10	1	21	2	0	0	0	60
MENTOR	0	1	6	1	1	15	0	0	1	0	25
MIAMI	0	6	75	0	0	46	0	0	4	3	134
MIAMISBURG	0	13	50	1	9	12	0	0	0	0	85
MIDDLETOWN	0	6	0	81	31	28	1	0	1	0	148
MOUNT VERNON	0	1	21	0	1	4	0	0	1	3	31
NAPOLEON	0	0	6	0	7	1	0	0	0	2	16
NEW PHILADELPHIA	3	2	25	0	1	17	0	0	4	0	52
NEWTON FALLS	0	4	12	0	0	2	0	0	0	0	18
NILES	1	15	49	0	0	13	3	0	2	0	81
NORWALK	0	1	14	0	0	6	0	0	0	0	21
OAKWOOD	0	0	0	0	0	0	0	0	0	0	0
OBERLIN	0	3	3	0	0	7	0	0	0	0	13
OREGON	0	1	8	0	0	6	0	0	1	0	16
PAINESVILLE	0	4	27	1	5	27	0	0	0	2	66
PARMA	1	8	93	0	0	2	1	0	2	22	129
PERRYSBURG	0	1	15	0	8	11	1	0	2	1	39
PORT CLINTON	0	0	4	0	0	3	0	0	1	1	9
PORTAGE COUNTY-KENT	0	4	45	0	4	34	0	0	0	5	92
PORTAGE COUNTY-RAV.	0	1	12	0	2	6	0	0	0	78	99
PORTSMOUTH	0	18	44	0	2	24	1	0	1	18	108
ROCKY RIVER	0	4	32	0	9	22	1	0	0	0	68
SANDUSKY	0	10	33	1	4	14	0	0	1	1	64
SHAKER HEIGHTS	0	3	37	0	2	26	0	0	1	0	69
SHELBY	0	0	0	0	0	0	0	0	0	0	0
SIDNEY	0	3	23	0	4	12	0	0	0	3	45
SOUTH EUCLID	0	2	11	0	0	9	0	0	0	0	22
STEBENVILLE	0	0	0	0	0	1	0	0	0	0	1
STRUTHERS	0	5	6	0	0	0	0	0	0	0	11
SYLVANIA	0	4	24	0	0	27	0	0	0	0	55
TIFFIN	1	3	17	0	1	6	0	0	0	3	31
TOLEDO	2	36	811	0	172	586	0	0	8	121	1,736
TOLEDO HOUSING	0	0	0	0	0	0	0	0	0	0	0
UPPER SANDUSKY	0	0	1	0	0	1	0	0	0	2	4
VAN WERT COUNTY	2	1	10	30	0	21	0	0	0	125	189
VANDALIA	0	0	6	0	0	9	0	0	0	0	15
VERMILION	0	0	3	0	2	3	1	0	0	0	9
WADSWORTH	0	1	12	0	0	4	1	0	0	2	20
WARREN	0	20	104	0	22	61	1	0	1	0	209
WASHINGTON COURTHOUSE	0	4	24	0	0	3	0	0	0	0	31
WAYNE COUNTY	0	1	51	0	0	40	0	0	0	0	92
WILLOUGHBY	0	6	29	0	23	13	0	0	1	19	91
WILMINGTON	0	5	23	0	3	7	0	0	0	0	38
XENIA	0	2	22	1	3	8	0	3	0	6	45
YOUNGSTOWN	0	4	208	0	0	57	2	0	0	0	271
ZANESVILLE	0	2	63	0	0	1	0	0	3	2	71

STATEWIDE 31 598 8,308 1,047 771 3,427 91 7 106 1,288 15,674
121

MUNICIPAL COURTS - PERSONAL INJURY PROPERTY DAMAGE CASES
STATEWIDE NEW CASES FILED AND TOTAL TERMINATIONS COMPARISON
1988 - 1992



MUNICIPAL COURTS - CONTRACTS
STATEWIDE NEW CASES FILED AND TOTAL TERMINATIONS COMPARISON
1988 - 1992



**MUNICIPAL COURTS
CONTRACTS OVERALL CASELOADS
1992**

COURT	CASES PENDING JANUARY 1	NEW FILINGS	REACTIVATIONS AND TRANSFERS	TOTAL CASES	TOTAL TERMIN- ATIONS	% NET INCREASE IN CASELOAD	CASES PENDING DECEMBER 31	CASES PENDING BEYOND TIME GUIDELINES
AKRON	1,843	6,777	505	9,125	7,375	-5.0%	1,750	0
ALLIANCE	303	1,319	0	1,622	1,305	4.6%	317	0
ASHLAND	84	262	7	353	278	-10.7%	75	1
ASHTABULA	138	367	5	510	385	-9.4%	125	2
ATHENS	62	183	8	253	209	-29.0%	44	0
AUGLAIZE COUNTY	27	389	2	418	407	-59.3%	11	0
AVON LAKE	50	132	0	182	160	-56.0%	22	0
BARBERTON	121	470	8	599	522	-36.4%	77	0
BEDFORD	785	2,153	47	2,985	2,356	-19.9%	629	22
BELLEFONTAINE	197	404	1	602	457	-26.4%	145	0
BELLEVUE	32	202	0	234	195	21.9%	39	0
BEREA	276	380	4	660	629	-88.8%	31	0
BOWLING GREEN	138	734	3	875	764	-19.6%	111	0
BRYAN	173	738	12	923	759	-5.2%	164	0
CAMBRIDGE	71	194	1	266	218	-32.4%	48	1
CAMPBELL	45	64	0	109	82	-40.0%	27	0
CANTON	1,465	4,935	59	6,459	4,828	11.3%	1,631	2
CELINA	44	138	0	182	143	-11.4%	39	1
CHAMPAIGN COUNTY	84	289	2	375	283	9.5%	92	0
CHARDON	267	644	23	934	743	-28.5%	191	0
CHILLICOTHE	227	725	29	981	816	-27.3%	165	8
CIRCLEVILLE	30	262	10	302	252	66.7%	50	0
CLARK COUNTY	1,066	2,399	47	3,512	2,595	-14.0%	917	7
CLERMONT COUNTY	0	55	0	55	23	-	32	0
CLEVELAND	4,044	12,783	41	16,868	13,408	-14.4%	3,460	16
CLEVELAND HEIGHTS	253	824	0	1,077	871	-18.6%	206	0
CLEVELAND HOUSING	0	0	0	0	0	0.0%	0	0
CONNEAUT	16	81	0	97	80	6.3%	17	0
COSHOCOTON	52	222	1	275	240	-32.7%	35	0
CRAWFORD COUNTY	74	222	0	296	234	-16.2%	62	0
CUYAHOGA FALLS	776	1,621	33	2,430	1,719	-8.4%	711	0
DAYTON	1,942	7,709	32	9,683	8,028	-14.8%	1,655	1
DEFIANCE	113	495	2	610	486	9.7%	124	0
DELAWARE	88	354	1	443	364	-10.2%	79	0
EAST CLEVELAND	750	641	6	1,397	1,012	-48.7%	385	0
EAST LIVERPOOL	158	506	0	664	507	-0.6%	157	0
EATON	111	274	1	386	248	24.3%	138	0
ELYRIA	621	1,454	95	2,170	1,576	-4.3%	594	0
EUCLID	121	871	1	993	831	33.9%	162	0
FAIRBORN	86	427	7	520	451	-19.8%	69	0
FAIRFIELD	242	352	0	594	474	-50.4%	120	4
FINDLAY	295	1,128	6	1,429	1,183	-16.6%	246	5
POSTORIA	74	282	2	358	303	-25.7%	55	0
FRANKLIN	209	243	5	457	418	-81.3%	39	0
FRANKLIN COUNTY	5,048	20,434	800	26,282	24,160	-58.0%	2,122	7
FRANKLIN COUNTY ENVIRO.	0	0	0	0	0	0.0%	0	0
FREMONT	116	379	1	496	433	-45.7%	63	0
GALLIPOLIS	1	6	0	7	7	-100.0%	0	0
GARFIELD HEIGHTS	618	1,073	0	1,691	1,317	-39.5%	374	0
GIRARD	244	461	6	711	538	-29.1%	173	0
HAMILTON	3,360	1,394	0	4,754	1,165	6.8%	3,589	0
HAMILTON COUNTY	5,055	15,816	426	21,297	20,208	-78.5%	1,089	9
HARDIN COUNTY	50	154	3	207	174	-34.0%	33	0
HILLSBORO	0	0	0	0	0	0.0%	0	0
HOCKING COUNTY	71	210	3	284	230	-23.9%	54	0
HURON	5	30	0	35	29	20.0%	6	0
IRONTON	54	142	1	197	151	-14.8%	46	0
JACKSON COUNTY	59	91	0	150	87	6.8%	63	1
KETTERING	386	1,391	58	1,835	1,476	-7.0%	359	0
LAKEWOOD	314	940	362	1,616	1,213	28.3%	403	0
LANCASTER	146	614	21	781	675	-27.4%	106	0
LAWRENCE COUNTY	31	85	4	120	91	-6.5%	29	0
LEBANON	18	32	0	50	43	-61.1%	7	1

MUNICIPAL COURTS
CONTRACTS OVERALL CASELOADS (continued)
1992

COURT	CASES PENDING JANUARY 1	NEW FILINGS	REACTIVATIONS AND TRANSFERS	TOTAL CASES	TOTAL TERMIN- ATIONS	% NET INCREASE IN CASELOAD	CASES PENDING DECEMBER 31	CASES PENDING BEYOND TIME GUIDELINES
LICKING COUNTY	245	813	12	1,070	893	-27.8%	177	1
LIMA	1,743	2,858	41	4,642	3,235	-19.3%	1,407	26
LORAIN	621	1,450	0	2,071	1,746	-47.7%	325	0
LYNDHURST	279	874	4	1,157	992	-40.9%	165	0
MADISON COUNTY	123	327	0	450	297	24.4%	153	1
MANSFIELD	52	212	1	265	222	-17.3%	43	0
MARIETTA	172	345	0	517	427	-47.7%	90	0
MARION COUNTY	125	239	3	367	280	-30.4%	87	0
MARYSVILLE	44	193	0	237	199	-13.6%	38	0
MASON	22	134	23	179	156	4.5%	23	0
MASSILLON	470	1,713	15	2,198	1,785	-12.1%	413	0
MAUMEE	79	270	0	349	292	-27.8%	57	1
MEDINA COUNTY	257	713	21	991	757	-8.9%	234	8
MENTOR	329	767	11	1,107	976	-60.2%	131	0
MIAMI	70	355	11	436	412	-65.7%	24	0
MIAMISBURG	39	113	1	153	121	-17.9%	32	1
MIDDLETOWN	398	1,339	37	1,774	1,435	-14.8%	339	1
MOUNT VERNON	62	139	6	207	174	-46.8%	33	0
NAPOLEON	101	271	0	372	319	-47.5%	53	0
NEW PHILADELPHIA	424	443	7	874	412	9.0%	462	19
NEWTON FALLS	36	112	14	162	119	19.4%	43	0
NILES	71	344	4	419	298	70.4%	121	0
NORWALK	234	1,026	7	1,267	1,037	-1.7%	230	0
OAKWOOD	0	0	0	0	0	0.0%	0	0
OBERLIN	139	374	0	513	397	-16.5%	116	0
OREGON	61	131	4	196	173	-62.3%	23	0
PAINESVILLE	457	804	113	1,374	1,091	-38.1%	283	0
PARMA	480	1,458	24	1,962	1,526	-9.2%	436	3
PERRYSBURG	147	423	14	584	461	-16.3%	123	0
PORT CLINTON	66	588	30	684	465	231.8%	219	3
PORTAGE COUNTY-KENT	183	420	0	603	472	-28.4%	131	0
PORTAGE COUNTY-RAV.	419	1,087	1	1,507	1,326	-56.8%	181	0
PORTSMOUTH	341	811	100	1,252	1,004	-27.3%	248	0
ROCKY RIVER	119	450	55	624	472	27.7%	152	0
SANDUSKY	427	1,521	1	1,949	1,618	-22.5%	331	3
SHAKER HEIGHTS	343	1,102	7	1,452	1,284	-51.0%	168	0
SHELBY	22	68	1	91	82	-59.1%	9	0
SIDNEY	100	471	7	578	482	-4.0%	96	0
SOUTH EUCLID	78	273	4	355	273	5.1%	82	0
STUBENVILLE	12	0	5	17	11	-50.0%	6	0
STRUTHERS	25	295	1	321	282	56.0%	39	3
SYLVANIA	266	378	45	689	528	-39.5%	161	1
TIFFIN	125	312	13	450	358	-26.4%	92	3
TOLEDO	2,588	15,571	331	18,490	16,611	-27.4%	1,879	299
TOLEDO HOUSING	0	0	0	0	0	0.0%	0	0
UPPER SANDUSKY	14	34	0	48	39	-35.7%	9	0
VAN WERT COUNTY	108	225	7	340	260	-25.9%	80	0
VANDALIA	891	638	69	1,598	1,446	-82.9%	152	0
VERMILION	59	138	7	204	151	-10.2%	53	0
WADSWORTH	21	75	1	97	75	4.8%	22	0
WARREN	617	1,270	39	1,926	1,474	-26.7%	452	2
WASHINGTON COURTHOUSE	82	498	3	583	483	22.0%	100	0
WAYNE COUNTY	460	825	248	1,533	1,271	-43.0%	262	84
WILLOUGHBY	386	1,017	31	1,434	1,046	0.5%	388	22
WILMINGTON	222	466	0	688	424	18.9%	264	0
XENIA	172	468	1	641	508	-22.7%	133	2
YOUNGSTOWN	4,000	8,447	0	12,447	8,222	5.6%	4,225	0
ZANESVILLE	25	181	0	206	206	-100.0%	0	0

STATEWIDE	52,580	153,695	4,071	210,346	171,319	-11.5%	39,027	571
121								

**MUNICIPAL COURTS
CONTRACTS TERMINATIONS
1992**

COURT	JURY TRIAL	COURT TRIAL	DEFAULT HEARING BY JUDGE	DEFAULT HEARING BY REFEREE	DISMISSAL FOR WANT OF PROSECUTION	OTHER DISMISSALS	TRANSFERRED OUT	PRIVATE JUDGE REFERRAL	BANKRUPTCY STAY/INTERLOCUTORY APPEAL	OTHER TERMINATIONS	TOTAL TERMINATIONS
AKRON	1	276	5,282	9	665	857	88	1	123	73	7,375
ALLIANCE	0	0	1,086	0	89	130	0	0	0	0	1,305
ASHLAND	0	9	185	0	13	61	0	0	9	1	278
ASHTABULA	0	23	242	0	11	79	2	0	13	15	385
ATHENS	0	12	111	0	12	32	1	0	5	36	209
AUGLAIZE COUNTY	0	13	301	0	29	50	0	0	12	2	407
AVON LAKE	0	5	107	0	1	45	0	0	2	0	160
BARBERTON	1	20	275	79	19	119	0	0	0	9	522
BEDFORD	2	12	1,563	0	26	457	2	4	38	252	2,356
BELLEFONTAINE	0	23	319	0	29	53	4	0	17	12	457
BELLEVUE	1	14	142	0	4	30	0	0	4	0	195
BEREA	1	31	127	0	35	377	7	0	40	11	629
BOWLING GREEN	0	12	643	0	20	75	2	0	11	1	764
BRYAN	0	27	585	0	5	125	5	0	6	6	759
CAMBRIDGE	0	1	129	6	1	76	0	0	3	0	218
CAMPBELL	1	5	59	0	0	16	1	0	0	0	82
CANTON	5	50	3,642	11	32	787	0	0	0	301	4,828
CELINA	0	12	93	0	0	35	0	0	3	0	143
CHAMPAIGN COUNTY	0	4	181	0	15	50	1	0	5	27	283
CHARDON	0	31	384	0	31	157	11	0	11	118	743
CHILLICOTHE	1	33	557	0	1	186	6	1	23	8	816
CIRCLEVILLE	0	3	173	0	0	67	2	0	7	0	252
CLARK COUNTY	0	122	1,698	5	0	750	0	0	20	0	2,595
CLERMONT COUNTY	0	0	18	0	2	3	0	0	0	0	23
CLEVELAND	2	248	14	9,815	16	2,744	62	0	85	422	13,408
CLEVELAND HEIGHTS	0	19	508	16	45	281	0	0	2	0	871
CLEVELAND HOUSING	0	0	0	0	0	0	0	0	0	0	0
CONNEAUT	0	0	53	0	3	22	0	0	1	1	80
COSHOCOTON	0	4	179	0	5	30	0	1	5	16	240
CRAWFORD COUNTY	0	3	204	0	17	3	0	0	7	0	234
CUYAHOGA FALLS	1	34	1,051	0	230	211	0	0	0	192	1,719
DAYTON	0	68	5,974	1	638	1,026	65	0	33	223	8,028
DELIANCE	0	28	344	0	29	64	0	0	5	16	486
DELAWARE	0	8	233	1	40	49	1	0	9	23	364
EAST CLEVELAND	0	11	576	3	145	58	0	0	4	215	1,012
EAST LIVERPOOL	0	12	406	0	84	0	0	0	5	0	507
EATON	0	9	166	3	0	65	0	0	5	0	248
ELYRIA	0	51	10	935	147	294	15	0	29	95	1,576
EUCLID	0	58	587	0	16	168	2	0	0	0	831
FAIRBORN	0	26	252	75	23	59	5	0	10	1	451
FAIRFIELD	2	23	262	0	76	111	0	0	0	0	474
FINDLAY	1	19	837	0	219	59	1	0	24	23	1,183
FOSTORIA	0	4	236	0	13	27	2	0	2	19	303
FRANKLIN	0	3	9	218	0	57	0	0	1	130	418
FRANKLIN COUNTY	1	206	14,873	0	0	3,688	625	0	398	4,369	24,160
FRANKLIN COUNTY ENVIRO.	0	0	0	0	0	0	0	0	0	0	0
FREMONT	0	7	309	0	1	107	0	0	2	7	433
GALLIPOLIS	0	0	4	0	0	3	0	0	0	0	7
GARFIELD HEIGHTS	0	100	794	44	0	344	0	0	35	0	1,317
GIRARD	0	8	323	0	1	153	2	0	13	38	538
HAMILTON	0	5	820	0	201	135	4	0	0	0	1,165
HAMILTON COUNTY	2	143	17,462	0	2,294	273	34	0	0	0	20,208
HARDIN COUNTY	0	0	127	0	1	34	0	0	2	10	174
HILLSBORO	0	0	0	0	0	0	0	0	0	0	0
HOCKING COUNTY	1	8	160	0	0	52	0	0	8	1	230
HURON	0	0	0	0	0	28	0	0	1	0	29
IRONTON	0	0	110	6	13	15	0	0	6	1	151
JACKSON COUNTY	0	5	77	0	0	5	0	0	0	0	87
KETTERING	2	43	922	0	104	366	10	0	23	6	1,476
LAKEWOOD	0	37	904	1	7	261	1	0	2	0	1,213
LANCASTER	0	22	440	0	0	126	0	0	23	64	675
LAWRENCE COUNTY	0	0	61	3	0	20	0	0	4	3	91
LEBANON	0	0	26	2	3	12	0	0	0	0	43

MUNICIPAL COURTS
 CONTRACTS TERMINATIONS (continued)
 1992

COURT	JURY TRIAL	COURT TRIAL	DEFAULT HEARING BY JUDGE	DEFAULT HEARING BY REFEREE	DISMISSAL FOR WANT OF PROSECUTION	OTHER DISMISSALS	TRANSFERRED OUT	PRIVATE JUDGE REFERRAL	BANKRUPTCY STAY/INTERLOCUTORY APPEAL	OTHER TERMINATIONS	TOTAL TERMINATIONS
LICKING COUNTY	1	20	661	0	47	143	0	0	15	6	893
LIMA	0	26	2,235	8	358	454	6	0	66	82	3,235
LORAIN	0	14	8	1,119	45	493	0	0	67	0	1,746
LYNDHURST	0	99	475	0	0	350	53	0	15	0	992
MADISON COUNTY	0	5	233	0	0	59	0	0	0	0	297
MANSFIELD	0	4	152	0	0	53	0	0	2	11	222
MARIETTA	0	17	291	1	13	102	0	0	3	0	427
MARION COUNTY	0	6	194	0	26	42	0	0	12	0	280
MARYSVILLE	1	2	148	0	13	30	0	0	5	0	199
MASON	0	4	91	0	0	32	29	0	0	0	156
MASSILLON	0	13	1,414	2	1	320	0	0	29	6	1,785
MAUMEE	0	6	193	0	28	58	1	0	5	1	292
MEDINA COUNTY	0	0	525	27	23	180	0	0	2	0	757
MENTOR	1	80	584	16	9	277	0	0	8	1	976
MIAMI	0	0	271	0	0	94	0	0	28	19	412
MIAMISBURG	0	10	70	10	18	13	0	0	0	0	121
MIDDLETOWN	0	49	0	1,069	140	159	0	0	16	2	1,435
MOUNT VERNON	0	0	118	0	12	26	1	0	8	9	174
NAPOLEON	0	2	232	1	63	3	0	0	8	10	319
NEW PHILADELPHIA	4	5	286	6	1	104	1	0	5	0	412
NEWTON FALLS	0	19	90	0	5	5	0	0	0	0	119
NILES	2	25	231	0	0	33	1	0	5	1	298
NORWALK	0	42	789	0	0	196	0	0	10	0	1,037
OAKWOOD	0	0	0	0	0	0	0	0	0	0	0
OBERLIN	0	35	185	0	0	173	0	0	4	0	397
OREGON	0	5	127	0	0	39	0	0	2	0	173
PAINESVILLE	0	37	540	19	182	202	0	0	18	93	1,091
PARMA	2	51	1,192	1	24	56	14	0	15	171	1,526
PERRYSBURG	1	3	287	0	79	66	0	0	1	24	461
PORT CLINTON	1	15	331	0	23	90	3	0	2	0	465
PORTAGE COUNTY-KENT	0	18	271	3	32	105	0	0	5	38	472
PORTAGE COUNTY-RAV.	1	42	850	0	85	247	0	0	18	83	1,326
PORTSMOUTH	0	58	551	0	161	189	0	1	28	16	1,004
ROCKY RIVER	0	30	243	0	45	122	27	0	5	0	472
SANDUSKY	0	63	1,320	0	60	157	0	0	16	2	1,618
SHAKER HEIGHTS	1	53	760	2	39	398	4	0	17	10	1,284
SHELBY	0	0	40	0	0	21	0	0	2	19	82
SIDNEY	0	8	321	0	27	105	1	0	9	11	482
SOUTH EUCLID	0	19	152	0	4	95	0	0	2	1	273
STEUBENVILLE	0	1	2	0	1	4	0	0	0	3	11
STRUTHERS	0	33	227	0	2	5	0	0	15	0	282
SYLVANIA	0	26	335	0	4	163	0	0	0	0	528
TIFFIN	2	9	240	0	19	67	0	0	4	17	358
TOLEDO	1	47	12,834	0	636	2,569	0	0	178	346	16,611
TOLEDO HOUSING	0	0	0	0	0	0	0	0	0	0	0
UPPER SANDUSKY	2	1	28	0	3	2	0	1	1	1	39
VAN WERT COUNTY	2	5	159	0	3	91	0	0	0	0	260
VANDALIA	0	4	21	167	2	229	5	0	5	1013	1,446
VERMILION	0	1	93	0	5	34	0	0	2	16	151
WADSWORTH	1	2	48	0	0	16	0	0	2	6	75
WARREN	1	104	979	0	112	260	0	0	18	0	1,474
WASHINGTON COURTHOUSE	0	15	425	0	0	31	4	0	8	0	483
WAYNE COUNTY	2	13	862	0	0	393	0	0	1	0	1,271
WILLOUGHBY	0	20	596	0	219	89	0	0	16	106	1,046
WILMINGTON	0	18	277	0	10	116	0	0	1	2	424
XENIA	0	8	351	0	32	77	2	3	4	31	508
YOUNGSTOWN	0	3	6,294	0	14	1,903	0	0	8	0	8,222
ZANESVILLE	0	2	168	0	0	13	0	0	22	1	206

STATEWIDE	51	3,147	107,615	13,684	8,036	26,922	1,113	12	1,834	8,905	171,319
-----------	----	-------	---------	--------	-------	--------	-------	----	-------	-------	---------

121

**MUNICIPAL COURTS
F.E.D. OVERALL CASELOADS
1992**

COURT	CASES PENDING JANUARY 1	NEW FILINGS	REACTIVATIONS AND TRANSFERS	TOTAL CASES	TOTAL TERMIN- ATIONS	% NET INCREASE IN CASELOAD	CASES PENDING DECEMBER 31	CASES PENDING BEYOND TIME GUIDELINES
AKRON	1,461	3,342	38	4,841	3,390	-0.7%	1,451	0
ALLIANCE	86	177	0	263	185	-9.3%	78	0
ASHLAND	36	80	0	116	75	13.9%	41	2
ASHTABULA	25	153	0	178	141	48.0%	37	1
ATHENS	14	65	1	80	68	-14.3%	12	0
AUGLAIZE COUNTY	11	82	0	93	88	-54.5%	5	0
AVON LAKE	1	25	0	26	23	200.0%	3	0
BARBERTON	58	436	0	494	494	-100.0%	0	0
BEDFORD	124	1,614	0	1,738	1,580	27.4%	158	0
BELLEFONTAINE	59	122	0	181	151	-49.2%	30	0
BELLEVUE	0	27	0	27	25	-	2	0
BEREA	61	398	0	459	430	-52.5%	29	0
BOWLING GREEN	27	133	0	160	137	-14.8%	23	0
BRYAN	42	67	1	110	89	-50.0%	21	0
CAMBRIDGE	8	66	1	75	69	-25.0%	6	0
CAMPBELL	5	38	0	43	38	0.0%	5	0
CANTON	1,040	1,700	30	2,770	1,712	1.7%	1,058	0
CELINA	3	51	0	54	47	133.3%	7	0
CHAMPAIGN COUNTY	10	100	0	110	97	30.0%	13	0
CHARDON	26	98	8	132	127	-80.8%	5	0
CHILLICOTHE	81	213	2	296	242	-33.3%	54	0
CIRCLEVILLE	4	192	0	196	183	225.0%	13	0
CLARK COUNTY	841	1,142	5	1,988	1,188	-4.9%	800	0
CLERMONT COUNTY	14	1,824	2	1,840	1,572	1814.3%	268	0
CLEVELAND	0	0	0	0	0	0.0%	0	0
CLEVELAND HEIGHTS	152	317	0	469	364	-30.9%	105	0
CLEVELAND HOUSING	1,470	9,659	0	11,129	8,950	48.2%	2,179	8
CONNEAUT	5	31	0	36	31	0.0%	5	0
COSHOCTON	9	82	1	92	83	0.0%	9	0
CRAWFORD COUNTY	31	151	0	182	156	-16.1%	26	0
CUYAHOGA FALLS	443	619	2	1,064	675	-12.2%	389	0
DAYTON	1,293	3,490	1	4,784	3,469	1.7%	1,315	0
DEFIANCE	15	76	0	91	63	86.7%	28	0
DELAWARE	26	199	0	225	196	11.5%	29	0
EAST CLEVELAND	865	1,347	0	2,212	1,966	-71.6%	246	27
EAST LIVERPOOL	5	58	0	63	55	60.0%	8	0
EATON	4	35	0	39	30	125.0%	9	0
ELYRIA	346	826	9	1,181	915	-23.1%	266	0
EUCLID	14	1,228	0	1,242	1,167	435.7%	75	0
FAIRBORN	4	191	0	195	174	425.0%	21	0
FAIRFIELD	156	385	0	541	391	-3.8%	150	0
FINDLAY	75	226	0	301	231	-6.7%	70	0
FOSTORIA	36	64	0	100	73	-25.0%	27	1
FRANKLIN	60	438	1	499	473	-56.7%	26	0
FRANKLIN COUNTY	7,764	12,884	100	20,748	7,995	64.3%	12,753	1
FRANKLIN COUNTY ENVIRO.	0	0	0	0	0	0.0%	0	0
FREMONT	39	90	1	130	114	-59.0%	16	0
GALLIPOLIS	5	19	0	24	20	-20.0%	4	0
GARFIELD HEIGHTS	68	457	0	525	490	-48.5%	35	0
GIRARD	18	138	0	156	148	-55.6%	8	0
HAMILTON	123	1,062	0	1,185	1,055	5.7%	130	0
HAMILTON COUNTY	5,663	15,191	8,443	29,297	24,031	-7.0%	5,266	0
HARDIN COUNTY	11	56	0	67	53	27.3%	14	0
HILLSBORO	1	87	0	88	77	1000.0%	11	0
HOCKING COUNTY	16	43	0	59	42	6.3%	17	0
HURON	7	58	0	65	57	14.3%	8	0
IRONTON	13	55	0	68	68	-100.0%	0	0
JACKSON COUNTY	17	67	0	84	59	47.1%	25	0
KEETTERING	140	292	4	436	314	-12.9%	122	0
LAKEWOOD	193	506	0	699	465	21.2%	234	0
LANCASTER	36	293	7	336	284	44.4%	52	0
LAWRENCE COUNTY	11	73	3	87	61	136.4%	26	0
LEBANON	39	136	25	200	196	-89.7%	4	0

MUNICIPAL COURTS
F.E.D. OVERALL CASELOADS (continued)
1992

COURT	CASES PENDING JANUARY 1	NEW FILINGS	REACTIVATIONS AND TRANSFERS	TOTAL CASES	TOTAL TERMIN- ATIONS	% NET INCREASE IN CASELOAD	CASES PENDING DECEMBER 31	CASES PENDING BEYOND TIME GUIDELINES
LICKING COUNTY	171	467	6	644	420	31.0%	224	0
LIMA	266	533	0	819	475	29.3%	344	7
LORAIN	623	855	0	1,478	844	1.8%	634	0
LYNDHURST	67	380	0	447	423	-64.2%	24	0
MADISON COUNTY	26	109	0	135	106	11.5%	29	0
MANSFIELD	842	977	0	1,819	902	8.9%	917	3
MARIETTA	18	94	0	112	98	-22.2%	14	0
MARION COUNTY	38	385	0	423	385	0.0%	38	0
MARYSVILLE	18	82	0	100	90	-44.4%	10	0
MASON	0	248	3	251	181	-	70	0
MASSILLON	316	506	1	823	495	3.8%	328	0
MAUMEE	20	47	0	67	57	-50.0%	10	0
MEDINA COUNTY	93	302	2	397	353	-52.7%	44	0
MENTOR	21	260	0	281	256	19.0%	25	0
MIAMI	261	336	0	597	274	23.8%	323	0
MIAMISBURG	216	325	0	541	359	-15.7%	182	0
MIDDLETOWN	166	714	4	884	742	-14.5%	142	0
MOUNT VERNON	36	86	0	122	71	41.7%	51	0
NAPOLEON	24	56	0	80	55	4.2%	25	0
NEW PHILADELPHIA	163	168	0	331	175	-4.3%	156	13
NEWTON FALLS	5	53	0	58	44	180.0%	14	0
NILES	18	205	0	223	199	33.3%	24	0
NORWALK	31	189	0	220	193	-12.9%	27	0
OAKWOOD	0	0	0	0	0	0.0%	0	0
OBERLIN	31	67	0	98	84	-54.8%	14	0
OREGON	2	99	0	101	82	850.0%	19	0
PAINESVILLE	70	248	4	322	285	-47.1%	37	0
PARMA	122	910	4	1,036	892	18.0%	144	2
PERRYSBURG	77	158	6	241	191	-35.1%	50	0
PORT CLINTON	154	377	0	531	435	-37.7%	96	0
PORTAGE COUNTY-KENT	192	442	1	635	495	-27.1%	140	0
PORTAGE COUNTY-RAV.	5	79	0	84	69	200.0%	15	0
PORTSMOUTH	109	290	28	427	409	-83.5%	18	0
ROCKY RIVER	52	353	65	470	401	32.7%	69	0
SANDUSKY	27	210	1	238	218	-25.9%	20	0
SHAKER HEIGHTS	71	239	2	312	256	-21.1%	56	0
SHELBY	1	58	0	59	49	900.0%	10	0
SIDNEY	20	168	0	188	167	5.0%	21	0
SOUTH EUCLID	15	17	1	33	29	-73.3%	4	0
STREUBENVILLE	21	77	0	98	64	61.9%	34	0
STRUTHERS	10	47	0	57	49	-20.0%	8	0
SYLVANIA	76	184	11	271	223	-36.8%	48	0
TIFFIN	36	96	3	135	98	2.8%	37	1
TOLEDO	938	3,379	33	4,350	3,594	-19.4%	756	106
TOLEDO HOUSING	6	6	11	23	16	16.7%	7	0
UPPER SANDUSKY	16	31	0	47	40	-56.3%	7	0
VAN WERT COUNTY	4	337	35	376	337	875.0%	39	0
VANDALIA	11	50	249	310	271	254.5%	39	0
VERMILION	31	63	1	95	58	19.4%	37	1
WADSWORTH	12	93	1	106	98	-33.3%	8	0
WARREN	183	533	1	717	576	-23.0%	141	12
WASHINGTON COURTHOUSE	20	78	0	98	75	15.0%	23	0
WAYNE COUNTY	177	365	31	573	503	-60.5%	70	23
WILLOUGHBY	79	336	2	417	322	20.3%	95	6
WILMINGTON	18	150	0	168	147	16.7%	21	0
XENIA	58	132	0	190	106	44.8%	84	0
YOUNGSTOWN	349	1,331	0	1,680	1,483	-43.6%	197	0
ZANESVILLE	23	200	16	239	223	-30.4%	16	0

STATEWIDE	29,665	81,674	9,207	120,546	86,684	-6.1%	33,862	214
-----------	--------	--------	-------	---------	--------	-------	--------	-----

MUNICIPAL COURTS
F.E.D. TERMINATIONS
1992

COURT	JURY TRIAL	COURT TRIAL	DEFAULT HEARING BY JUDGE	DEFAULT HEARING BY REFEREE	DISMISSAL FOR WANT OF PROSECUTION	OTHER DISMISSALS	TRANSFERRED OUT	PRIVATE JUDGE REFERRAL	BANKRUPTCY STAY/INTERLOCUTORY APPEAL	OTHER TERMINATIONS	TOTAL TERMINATIONS
AKRON	1	88	562	599	1,820	270	11	1	7	31	3,590
ALLIANCE	0	0	66	0	32	87	0	0	0	0	185
ASHLAND	0	1	29	0	19	26	0	0	0	0	75
ASHTABULA	0	1	88	0	4	44	0	0	1	3	141
ATHENS	0	2	34	0	4	18	0	0	0	10	68
AUGLAIZE COUNTY	0	2	60	0	3	22	0	0	1	0	88
AVON LAKE	0	1	10	0	0	8	0	0	0	4	23
BARBERTON	0	1	207	77	33	174	0	0	0	2	494
BEDFORD	0	0	965	143	18	432	0	0	0	22	1,580
BELLEFONTAINE	0	10	88	1	21	18	0	0	1	12	151
BELLEVUE	0	0	17	0	2	6	0	0	0	0	25
BEREA	1	28	28	0	57	285	0	0	4	27	430
BOWLING GREEN	0	3	39	55	8	31	0	0	1	0	137
BRYAN	0	1	53	1	0	33	0	0	0	1	89
CAMBRIDGE	0	0	3	33	1	31	0	0	1	0	69
CAMPBELL	0	0	23	0	0	15	0	0	0	0	38
CANTON	0	13	175	369	65	275	24	0	0	791	1,712
CELINA	0	31	1	0	0	15	0	0	0	0	47
CHAMPAIGN COUNTY	0	6	60	0	5	21	3	0	0	2	97
CHARDON	0	6	82	0	2	22	1	0	3	11	127
CHILlicothe	0	7	113	0	2	118	1	0	1	0	242
CIRCLEVILLE	1	0	117	0	0	65	0	0	0	0	183
CLARK COUNTY	1	5	2	257	0	920	0	0	3	0	1,188
CLERMONT COUNTY	0	2	551	2	453	560	1	0	0	3	1,572
CLEVELAND	0	0	0	0	0	0	0	0	0	0	0
CLEVELAND HEIGHTS	0	48	18	61	140	97	0	0	0	0	364
CLEVELAND HOUSING	3	14	2	7,898	103	914	1	0	0	15	8,950
CONNEAUT	0	0	22	0	1	8	0	0	0	0	31
COSHOCTON	0	0	52	0	5	25	0	0	0	1	83
CRAWFORD COUNTY	0	0	112	0	9	35	0	0	0	0	156
CUYAHOGA FALLS	0	8	0	156	306	187	0	0	0	18	675
DAYTON	0	2	540	84	1,943	891	0	0	0	9	3,469
DEFIANCE	0	2	31	0	8	18	0	0	1	3	63
DELAWARE	1	3	59	54	18	58	0	0	3	0	196
EAST CLEVELAND	0	1	327	643	410	188	0	0	0	397	1,966
EAST LIVERPOOL	0	1	32	0	19	3	0	0	0	0	55
EATON	0	0	14	0	0	15	0	0	1	0	30
ELYRIA	0	10	0	255	205	431	3	2	1	8	915
EUCLID	0	4	596	0	1	566	0	0	0	0	1,167
FAIRBORN	0	0	53	97	0	24	0	0	0	0	174
FAIRFIELD	0	2	23	95	136	135	0	0	0	0	391
FINDLAY	0	98	4	0	96	29	1	0	0	3	231
FOSTORIA	0	1	35	0	13	23	0	0	1	0	73
FRANKLIN	0	0	0	369	0	102	0	0	0	2	473
FRANKLIN COUNTY	0	34	1,143	5,195	0	693	0	0	44	886	7,995
FRANKLIN COUNTY ENVIRO.	0	0	0	0	0	0	0	0	0	0	0
FREMONT	0	1	54	0	1	57	0	0	0	1	114
GALLIPOLIS	0	5	5	0	3	7	0	0	0	0	20
GARFIELD HEIGHTS	0	98	134	10	0	247	0	0	1	0	490
GIRARD	0	0	3	80	2	61	0	0	0	2	148
HAMILTON	0	0	307	0	0	748	0	0	0	0	1,055
HAMILTON COUNTY	0	10	16,042	0	7,419	551	9	0	0	0	24,031
HARDIN COUNTY	0	0	38	0	0	11	0	0	0	4	53
HILLSBORO	0	0	41	0	0	36	0	0	0	0	77
HOCKING COUNTY	0	1	15	0	0	25	1	0	0	0	42
HURON	0	0	11	0	0	46	0	0	0	0	57
IRONTON	0	0	7	46	1	14	0	0	0	0	68
JACKSON COUNTY	0	58	0	0	0	1	0	0	0	0	59
KETTERING	0	7	90	0	119	89	3	0	5	1	314
LAKEWOOD	0	64	42	43	143	168	3	0	2	0	465
LANCASTER	0	166	0	0	0	69	13	0	1	35	284
LAWRENCE COUNTY	0	0	3	42	2	13	1	0	0	0	61
LEBANON	0	1	55	13	28	99	0	0	0	0	196

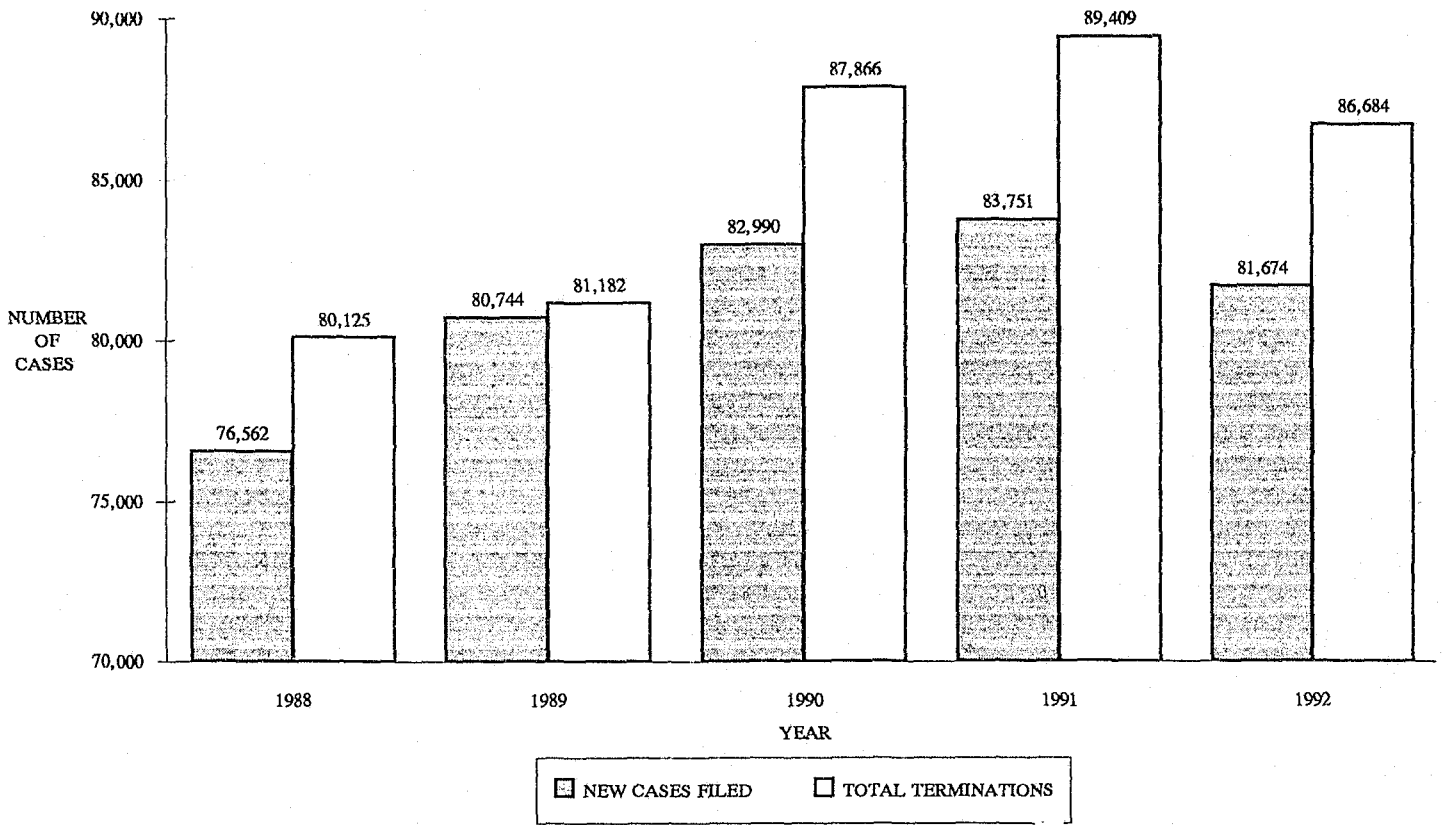
MUNICIPAL COURTS
F.E.D. TERMINATIONS (continued)
1992

COURT	JURY TRIAL	COURT TRIAL	DEFAULT HEARING BY JUDGE	DEFAULT HEARING BY REFEREE	DISMISSAL FOR WANT OF PROSECUTION	OTHER DISMISSALS	TRANSFERRED OUT	PRIVATE JUDGE REFERRAL	BANKRUPTCY STAY/INTERLOCUTORY APPEAL	OTHER TERMINATIONS	TOTAL TERMINATIONS
LICKING COUNTY	0	4	127	0	161	125	0	0	1	2	420
LIMA	0	0	8	449	9	5	0	0	1	3	475
LORAIN	0	1	2	45	242	551	0	0	3	0	844
LYNDHURST	0	13	125	33	0	245	0	0	0	7	423
MADISON COUNTY	0	10	77	0	0	19	0	0	0	0	106
MANSFIELD	0	7	65	40	123	643	3	0	0	21	902
MARIETTA	0	23	24	0	1	50	0	0	0	0	98
MARION COUNTY	0	0	271	9	22	83	0	0	0	0	385
MARYSVILLE	0	0	35	0	8	45	1	0	1	0	90
MASON	0	0	41	52	0	85	3	0	0	0	181
MASSILLON	0	3	185	38	1	266	0	0	1	1	495
MAUMEE	0	4	14	0	12	25	0	0	1	1	57
MEDINA COUNTY	0	0	16	178	17	141	1	0	0	0	353
MENTOR	0	2	114	13	0	127	0	0	0	0	256
MIAMI	0	1	150	0	0	104	2	0	1	16	274
MIAMISBURG	0	14	26	12	39	267	1	0	0	0	359
MIDDLETOWN	0	3	0	489	112	136	0	0	2	0	742
MOUNT VERNON	0	1	16	0	33	17	1	0	1	2	71
NAPOLEON	0	2	33	0	18	1	0	0	0	1	55
NEW PHILADELPHIA	0	2	21	64	0	88	0	0	0	0	175
NEWTON FALLS	0	31	10	0	0	3	0	0	0	0	44
NILES	0	17	128	0	0	51	1	0	1	1	199
NORWALK	0	2	94	0	0	97	0	0	0	0	193
OAKWOOD	0	0	0	0	0	0	0	0	0	0	0
OBERLIN	0	14	20	1	0	48	0	0	1	0	84
OREGON	0	0	50	0	0	32	0	0	0	0	82
PAINESVILLE	0	5	155	3	22	97	1	0	0	2	285
PARMA	0	3	629	190	20	24	3	0	2	21	892
PERRYSBURG	0	1	59	0	74	48	0	0	4	5	191
PORT CLINTON	0	2	100	74	123	132	0	0	0	4	435
PORTAGE COUNTY-KENT	0	7	116	97	161	103	0	0	3	8	495
PORTAGE COUNTY-RAV.	0	2	34	0	9	24	0	0	0	0	69
PORTSMOUTH	0	239	0	0	34	106	30	0	0	0	409
ROCKY RIVER	0	110	21	0	204	11	54	0	1	0	401
SANDUSKY	0	11	3	155	12	35	0	0	2	0	218
SHAKER HEIGHTS	1	11	76	8	58	96	3	0	2	1	256
SHELBY	0	0	8	0	0	21	0	0	0	20	49
SIDNEY	0	5	39	0	40	77	0	0	1	5	167
SOUTH EUCLID	0	3	12	0	9	4	0	0	1	0	29
STEUBENVILLE	0	0	33	0	1	30	0	0	0	0	64
STRUTHERS	0	12	36	0	0	0	0	0	0	1	49
SYLVANIA	0	48	42	0	0	113	20	0	0	0	223
TIFFIN	0	54	7	0	6	21	2	1	0	7	98
TOLEDO	0	7	280	1,084	649	1,351	0	0	7	216	3,594
TOLEDO HOUSING	0	0	5	0	1	10	0	0	0	0	16
UPPER SANDUSKY	0	0	19	0	7	7	0	0	0	7	40
VAN WERT COUNTY	0	1	136	98	1	68	27	0	1	5	337
VANDALIA	0	1	245	0	1	24	0	0	0	0	271
VERMILION	0	3	14	0	10	28	1	0	0	2	58
WADSWORTH	0	0	39	0	0	33	0	0	0	26	98
WARREN	0	472	19	0	0	84	0	0	1	0	576
WASHINGTON COURTHOUSE	0	1	66	0	0	8	0	0	0	0	75
WAYNE COUNTY	0	2	287	0	0	214	0	0	0	0	503
WILLOUGHBY	0	1	129	0	120	60	0	0	0	12	322
WILMINGTON	0	4	80	0	2	60	0	0	1	0	147
XENIA	0	1	20	12	31	30	1	6	2	3	106
YOUNGSTOWN	1	1	2	691	0	269	0	0	0	519	1,483
ZANESVILLE	0	7	145	0	0	66	0	0	0	5	223

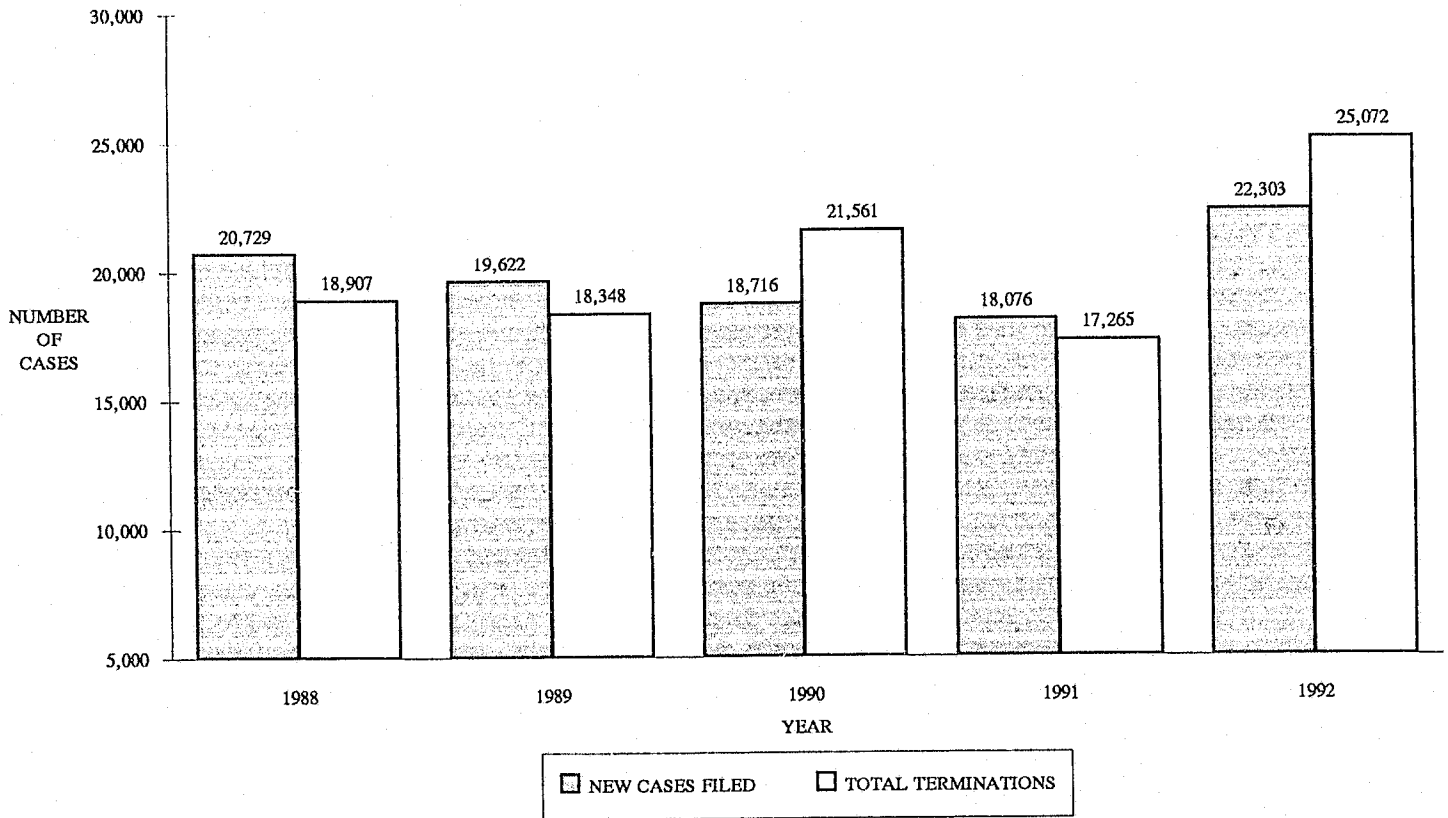
STATEWIDE 10 2,015 27,791 20,513 16,073 16,688 231 10 125 3,228 86,684

121

MUNICIPAL COURTS - F.E.D. CASES
STATEWIDE NEW CASES FILED AND TOTAL TERMINATIONS COMPARISON
1988 - 1992



MUNICIPAL COURTS - OTHER CIVIL
STATEWIDE NEW CASES FILED AND TOTAL TERMINATIONS COMPARISON
1988 - 1992



**MUNICIPAL COURTS
OTHER CIVIL OVERALL CASELOADS
1992**

COURT	CASES PENDING JANUARY 1	NEW FILINGS	REACTIVATIONS AND TRANSFERS	TOTAL CASES	TOTAL TERMIN- ATIONS	% NET INCREASE IN CASELOAD	CASES PENDING DECEMBER 31	CASES PENDING BEYOND TIME GUIDELINES
AKRON	61	835	13	909	834	23.0%	75	0
ALLIANCE	22	70	0	92	85	-68.2%	7	0
ASHLAND	5	23	0	28	23	0.0%	5	1
ASHTABULA	8	32	0	40	25	87.5%	15	0
ATHENS	17	62	11	90	80	-41.2%	10	0
AUGLAIZE COUNTY	9	49	0	58	46	33.3%	12	0
AVON LAKE	3	23	1	27	24	0.0%	3	0
BARBERTON	22	99	0	121	111	-54.5%	10	0
BEDFORD	27	74	4	105	99	-77.8%	6	0
BELLEFONTAINE	20	101	4	125	98	35.0%	27	0
BELLEVUE	0	31	0	31	31	0.0%	0	0
BEREA	45	87	2	134	109	-44.4%	25	0
BOWLING GREEN	15	65	0	80	76	-73.3%	4	0
BRYAN	4	70	2	76	69	75.0%	7	0
CAMBRIDGE	6	27	0	33	26	16.7%	7	1
CAMPBELL	3	8	0	11	10	-66.7%	1	0
CANTON	2	186	1	189	104	4150.0%	85	0
CELINA	15	93	0	108	96	-20.0%	12	2
CHAMPAIGN COUNTY	3	24	0	27	23	33.3%	4	0
CHARDON	23	48	1	72	61	-52.2%	11	0
CHILLICOTHE	39	87	1	127	102	-35.9%	25	1
CIRCLEVILLE	6	39	0	45	31	133.3%	14	0
CLARK COUNTY	82	109	0	191	116	-8.5%	75	0
CLERMONT COUNTY	465	1,510	1	1,976	857	140.6%	1,119	0
CLEVELAND	51	2,421	0	2,472	1,835	1149.0%	637	1
CLEVELAND HEIGHTS	4	544	0	548	537	175.0%	11	0
CLEVELAND HOUSING	33	149	3	185	57	287.9%	128	0
CONNEAUT	1	5	6	12	6	500.0%	6	0
COSHOCTON	2	15	1	18	14	100.0%	4	0
CRAWFORD COUNTY	6	8	0	14	11	-50.0%	3	0
CUYAHOGA FALLS	54	203	0	257	207	-7.4%	50	0
DAYTON	91	255	2,708	3,054	2,974	-12.1%	80	2
DEFIANCE	17	111	0	128	116	-29.4%	12	0
DELAWARE	7	53	0	60	48	71.4%	12	0
EAST CLEVELAND	4	7	5	16	15	-75.0%	1	1
EAST LIVERPOOL	15	60	0	75	43	113.3%	32	0
EATON	10	26	0	36	23	30.0%	13	0
ELYRIA	28	110	90	228	192	28.6%	36	0
EUCLID	0	43	0	43	43	0.0%	0	0
FAIRBORN	12	103	0	115	98	41.7%	17	0
FAIRFIELD	11	32	0	43	39	-63.6%	4	0
FINDLAY	8	19	41	68	55	-62.5%	3	0
FOSTORIA	6	29	0	35	29	0.0%	6	0
FRANKLIN	4	25	0	29	24	25.0%	5	0
FRANKLIN COUNTY	4,880	1,426	238	6,544	1,168	10.2%	5,376	1
FRANKLIN COUNTY ENVIRO.	0	35	0	35	25	-	10	0
FREMONT	1	79	0	80	79	0.0%	1	0
GALLIPOLIS	33	109	0	142	114	-15.2%	28	0
GARFIELD HEIGHTS	12	32	0	44	34	-16.7%	10	0
GIRARD	0	6	0	6	4	-	2	0
HAMILTON	94	20	0	114	10	10.6%	104	0
HAMILTON COUNTY	245	497	13	755	399	45.3%	356	0
HARDIN COUNTY	49	63	4	116	77	-20.4%	39	0
HILLSBORO	74	260	0	334	282	-29.7%	52	0
HOCKING COUNTY	0	7	2	9	5	-	4	0
HURON	10	39	0	49	40	-10.0%	9	0
IRONTON	1	2	0	3	2	0.0%	1	0
JACKSON COUNTY	75	132	0	207	122	13.3%	85	0
KETTERING	23	120	1	144	119	8.7%	25	0
LAKEWOOD	7	42	0	49	35	100.0%	14	0
LANCASTER	30	95	3	128	117	-63.3%	11	0
LAWRENCE COUNTY	3	5	0	8	6	-33.3%	2	0
LEBANON	167	219	0	386	302	-49.7%	84	13

MUNICIPAL COURTS
OTHER CIVIL OVERALL CASELOADS (continued)
1992

COURT	CASES PENDING JANUARY 1	NEW FILINGS	REACTIVATIONS AND TRANSFERS	TOTAL CASES	TOTAL TERMIN- ATIONS	% NET INCREASE IN CASELOAD	CASES PENDING DECEMBER 31	CASES PENDING BEYOND TIME GUIDELINES
LICKING COUNTY	13	99	3	115	81	161.5%	34	0
LIMA	59	150	0	209	41	184.7%	168	0
LORAIN	77	72	0	149	80	-10.4%	69	0
LYNDHURST	59	184	0	243	161	39.0%	82	0
MADISON COUNTY	0	0	0	0	0	0.0%	0	0
MANSFIELD	1,154	3,298	15	4,467	3,467	-13.3%	1,000	8
MARIETTA	1	7	24	32	24	700.0%	8	0
MARION COUNTY	98	600	6	704	621	-15.3%	83	0
MARYSVILLE	0	18	0	18	18	0.0%	0	0
MASON	39	289	32	360	315	15.4%	45	0
MASSILLON	67	121	1	189	133	-16.4%	56	0
MAUMEE	11	49	0	60	56	-63.6%	4	0
MEDINA COUNTY	156	480	14	650	489	3.2%	161	7
MENTOR	3	10	8	21	13	166.7%	8	0
MIAMI	140	873	35	1,048	997	-63.6%	51	0
MIAMISBURG	162	521	1	684	491	19.1%	193	3
MIDDLETOWN	10	25	0	35	31	-60.0%	4	0
MOUNT VERNON	105	344	18	467	347	14.3%	120	0
NAPOLEON	4	49	0	53	46	75.0%	7	0
NEW PHILADELPHIA	121	29	0	150	12	14.0%	138	7
NEWTON FALLS	8	19	0	27	23	-50.0%	4	0
NILES	445	41	7	493	5	9.7%	488	0
NORWALK	10	47	2	59	40	90.0%	19	0
OAKWOOD	25	31	9	65	50	-40.0%	15	0
OBERLIN	0	0	0	0	0	0.0%	0	0
OREGON	2	22	0	24	22	0.0%	2	0
PAINESVILLE	21	64	5	90	79	-47.6%	11	1
PARMA	29	128	50	207	164	48.3%	43	0
PERRYSBURG	15	229	4	248	210	153.3%	38	0
PORT CLINTON	3	6	0	9	8	-66.7%	1	0
PORTAGE COUNTY-KENT	6	8	0	14	9	-16.7%	5	0
PORTAGE COUNTY-RAV.	5	31	3	39	34	0.0%	5	0
PORTSMOUTH	28	36	34	98	64	21.4%	34	1
ROCKY RIVER	336	852	71	1,259	995	-21.4%	264	0
SANDUSKY	1	46	0	47	44	200.0%	3	0
SHAKER HEIGHTS	4	8	0	12	11	-75.0%	1	0
SHELBY	13	10	0	23	8	15.4%	15	0
SIDNEY	8	110	1	119	113	-25.0%	6	0
SOUTH EUCLID	5	24	0	29	26	-40.0%	3	0
STEBENVILLE	170	290	0	460	264	15.3%	196	0
STRUTHERS	7	5	0	12	6	-14.3%	6	1
SYLVANIA	0	2	0	2	2	0.0%	0	0
TIFFIN	9	46	16	71	66	-44.4%	5	0
TOLEDO	8	498	591	1,097	1,092	-37.5%	5	0
TOLEDO HOUSING	0	0	3	3	1	-	2	0
UPPER SANDUSKY	64	209	0	273	206	4.7%	67	0
VAN WERT COUNTY	342	106	6	454	420	-90.1%	34	0
VANDALIA	14	13	0	27	20	-50.0%	7	0
VERMILION	3	18	0	21	12	200.0%	9	0
WADSWORTH	23	128	0	151	124	17.4%	27	0
WARREN	37	84	1	122	90	-13.5%	32	1
WASHINGTON COURTHOUSE	3	20	0	23	23	-100.0%	0	0
WAYNE COUNTY	94	48	51	193	160	-64.9%	33	11
WILLOUGHBY	48	115	0	163	133	-37.5%	30	12
WILMINGTON	14	32	0	46	35	-21.4%	11	0
XENIA	44	93	1	138	106	-27.3%	32	0
YOUNGSTOWN	31	43	24	98	52	48.4%	46	0
ZANESVILLE	25	465	0	490	480	-60.0%	10	0

STATEWIDE	11,149	22,303	4,192	37,644	25,072	-12.4%	12,572	75
121								

MUNICIPAL COURTS
OTHER CIVIL TERMINATIONS
1992

COURT	JURY TRIAL	COURT TRIAL	DEFAULT HEARING BY JUDGE	DEFAULT HEARING BY REFEREE	DISMISSAL FOR WANT OF PROSECUTION	OTHER DISMISSALS	TRANSFERRED OUT	PRIVATE JUDGE REFERRAL	BANKRUPTCY STAY/INTERLOCUTORY APPEAL	OTHER TERMINATIONS	TOTAL TERMINATIONS
AKRON	0	0	614	148	62	6	0	0	2	2	834
ALLIANCE	0	0	67	0	9	9	0	0	0	0	85
ASHLAND	0	1	9	0	0	9	0	0	0	4	23
ASHTABULA	0	0	10	0	0	5	0	0	1	9	25
ATHENS	0	8	13	0	2	7	0	0	1	49	80
AUGLAIZE COUNTY	0	0	27	0	2	17	0	0	0	0	46
AVON LAKE	0	0	14	0	0	8	0	0	0	2	24
BARBERTON	0	9	46	18	4	29	0	0	0	5	111
BEDFORD	0	1	4	42	0	6	0	0	2	44	99
BELLEFONTAINE	0	0	6	0	5	12	0	0	0	75	98
BELLEVUE	0	0	31	0	0	0	0	0	0	0	31
BEREA	0	13	2	0	2	84	0	0	0	8	109
BOWLING GREEN	0	17	0	0	0	33	0	0	0	26	76
BRYAN	0	1	5	0	0	62	0	0	0	1	69
CAMBRIDGE	0	0	5	1	0	20	0	0	0	0	26
CAMPBELL	0	7	1	0	0	2	0	0	0	0	10
CANTON	0	0	100	0	0	2	0	0	0	2	104
CELINA	0	1	42	0	0	53	0	0	0	0	96
CHAMPAIGN COUNTY	0	16	0	0	5	2	0	0	0	0	23
CHARDON	0	4	17	0	0	32	0	0	1	7	61
CHILlicoTHE	4	67	19	1	2	7	1	0	1	0	102
CIRCLEVILLE	0	0	23	0	0	8	0	0	0	0	31
CLARK COUNTY	0	2	7	73	0	34	0	0	0	0	116
CLERMONT COUNTY	0	26	651	5	64	104	0	0	1	6	857
CLEVELAND	0	6	0	1,295	0	525	3	0	4	2	1,835
CLEVELAND HEIGHTS	0	0	0	26	3	2	0	0	0	506	537
CLEVELAND HOUSING	0	0	13	33	0	11	0	0	0	0	57
CONNEAUT	0	0	3	0	0	3	0	0	0	0	6
COSHOCTON	0	0	5	0	1	6	0	0	0	2	14
CRAWFORD COUNTY	0	3	7	0	1	0	0	0	0	0	11
CUYAHOGA FALLS	0	1	36	2	0	2	0	0	0	166	207
DAYTON	0	16	26	0	2	108	19	0	1	2,802	2,974
DEFIANCE	0	0	33	0	0	83	0	0	0	0	116
DELAWARE	0	0	0	0	0	8	0	0	0	40	48
EAST CLEVELAND	0	7	2	5	1	0	0	0	0	0	15
EAST LIVERPOOL	0	0	17	0	22	2	2	0	0	0	43
EATON	0	8	7	3	0	5	0	0	0	0	23
ELYRIA	0	1	3	2	0	9	5	0	11	161	192
EUCLID	0	0	41	0	0	2	0	0	0	0	43
FAIRBORN	0	0	96	1	1	0	0	0	0	0	98
FAIRFIELD	0	3	21	0	0	15	0	0	0	0	39
FINDLAY	0	4	0	0	7	3	1	0	0	50	65
FOSTORIA	0	1	11	0	2	2	0	0	0	13	29
FRANKLIN	0	1	16	3	0	3	0	0	0	1	24
FRANKLIN COUNTY	0	43	37	619	0	107	0	0	7	355	1,168
FRANKLIN COUNTY ENVIRO.	0	0	4	0	0	4	17	0	0	0	25
FREMONT	0	2	6	0	0	2	0	0	5	64	79
GALLIPOLIS	0	15	65	0	5	22	0	0	2	5	114
GARFIELD HEIGHTS	0	1	0	15	0	17	0	0	1	0	34
GIRARD	0	0	0	0	0	2	0	0	0	2	4
HAMILTON	0	0	1	0	7	2	0	0	0	0	10
HAMILTON COUNTY	0	0	357	0	42	0	0	0	0	0	399
HARDIN COUNTY	0	1	20	0	0	19	0	0	0	37	77
HILLSBORO	0	0	225	0	0	57	0	0	0	0	282
HOCKING COUNTY	0	0	4	0	0	0	1	0	0	0	5
HURON	0	2	2	0	0	35	1	0	0	0	40
IRONTON	0	0	2	0	0	0	0	0	0	0	2
JACKSON COUNTY	0	10	110	0	0	2	0	0	0	0	122
KETTERING	0	4	4	0	2	108	0	0	1	0	119
LAKEWOOD	0	0	32	1	0	2	0	0	0	0	35
LANCASTER	0	4	47	0	0	23	0	0	2	41	117
LAWRENCE COUNTY	0	0	5	0	0	1	0	0	0	0	6
LEBANON	1	17	151	11	28	94	0	0	0	0	302

MUNICIPAL COURTS
OTHER CIVIL TERMINATIONS (continued)
1992

COURT	JURY TRIAL	COURT TRIAL	DEFAULT HEARING BY JUDGE	DEFAULT HEARING BY REFEREE	DISMISSAL FOR WANT OF PROSECUTION	OTHER DISMISSALS	TRANSFERRED OUT	PRIVATE JUDGE REFERRAL	BANKRUPTCY STAY/INTERLOCUTORY APPEAL	OTHER TERMINATIONS	TOTAL TERMINATIONS
LICKING COUNTY	0	6	43	0	0	25	0	0	0	7	81
LIMA	0	0	5	0	1	0	0	0	1	34	41
LORAIN	0	1	0	61	0	15	0	0	3	0	80
LYNDHURST	0	4	26	0	14	25	0	0	0	92	161
MADISON COUNTY	0	0	0	0	0	0	0	0	0	0	0
MANSFIELD	1	61	2,215	70	4	707	35	0	9	365	3,467
MARIETTA	0	1	16	0	0	7	0	0	0	0	24
MARION COUNTY	0	3	479	0	22	95	8	0	14	0	621
MARYSVILLE	0	0	0	0	0	18	0	0	0	0	18
MASON	1	16	202	5	7	49	31	0	3	1	315
MASSILLON	0	1	92	0	0	40	0	0	0	0	133
MAUMEE	0	15	0	0	0	12	0	0	0	29	56
MEDINA COUNTY	0	5	320	22	9	128	0	0	5	0	489
MENTOR	0	0	7	0	0	6	0	0	0	0	13
MIAMI	0	26	641	0	0	246	0	0	30	54	997
MIAMISBURG	1	94	242	27	45	81	0	0	1	0	491
MIDDLETOWN	0	0	0	23	2	6	0	0	0	0	31
MOUNT VERNON	0	13	206	0	25	72	1	0	14	16	347
NAPOLEON	0	0	5	0	3	0	0	0	0	38	46
NEW PHILADELPHIA	0	1	1	5	0	5	0	0	0	0	12
NEWTON FALLS	0	14	9	0	0	0	0	0	0	0	23
NILES	0	4	0	0	0	1	0	0	0	0	5
NORWALK	0	23	7	0	0	10	0	0	0	0	40
OAKWOOD	0	13	14	0	9	14	0	0	0	0	50
OBERLIN	0	0	0	0	0	0	0	0	0	0	0
OREGON	0	0	6	0	0	16	0	0	0	0	22
PAINESVILLE	0	6	3	0	4	5	0	1	1	59	79
PARMA	0	11	33	0	7	6	0	0	0	107	164
PERRYSBURG	0	3	5	0	22	2	0	0	0	178	210
PORT CLINTON	0	0	4	2	1	1	0	0	0	0	8
PORTAGE COUNTY-KENT	0	1	2	2	0	1	2	0	0	1	9
PORTAGE COUNTY-RAV.	0	5	20	0	2	7	0	0	0	0	34
PORTSMOUTH	0	6	6	0	7	11	20	0	3	11	64
ROCKY RIVER	0	102	399	41	148	253	49	0	3	0	995
SANDUSKY	0	1	43	0	0	0	0	0	0	0	44
SHAKER HEIGHTS	0	0	3	0	0	5	0	0	1	2	11
SHELBY	0	0	3	0	0	2	0	0	0	3	8
SIDNEY	0	1	2	0	2	104	0	0	1	3	113
SOUTH EUCLID	0	0	9	0	0	12	0	0	0	5	26
STEUDEVILLE	0	1	198	0	10	47	0	0	3	5	264
STRUTHERS	0	2	3	0	0	0	1	0	0	0	6
SYLVANIA	0	0	1	0	0	1	0	0	0	0	2
TIFFIN	0	0	2	0	2	8	0	0	1	53	66
TOLEDO	0	0	4	0	2	15	0	0	0	1,071	1,092
TOLEDO HOUSING	0	0	0	0	0	0	1	0	0	0	1
UPPER SANDUSKY	3	1	140	0	5	35	0	0	1	21	206
VAN WERT COUNTY	0	1	9	17	0	9	0	0	0	384	420
VANDALIA	0	0	19	0	1	0	0	0	0	0	20
VERMILION	0	0	6	0	0	3	0	0	0	3	12
WADSWORTH	0	1	82	0	0	29	0	0	2	10	124
WARREN	0	63	0	0	5	21	0	0	1	0	90
WASHINGTON COURTHOUSE	0	1	20	0	0	2	0	0	0	0	23
WAYNE COUNTY	0	17	14	0	0	129	0	0	0	0	160
WILLOUGHBY	0	0	3	0	2	2	0	0	36	90	133
WILMINGTON	0	6	13	0	3	13	0	0	0	0	35
XENIA	0	3	5	1	2	11	1	5	1	77	106
YOUNGSTOWN	0	0	4	13	0	35	0	0	0	0	52
ZANESVILLE	1	41	329	0	0	80	0	0	17	12	480

STATEWIDE	12	897	9,042	2,593	647	4,264	199	6	194	7,218	25,072
-----------	----	-----	-------	-------	-----	-------	-----	---	-----	-------	--------

**MUNICIPAL COURTS
SMALL CLAIMS OVERALL CASELOADS
1992**

COURT	CASES PENDING JANUARY 1	NEW FILINGS	REACTIVATIONS AND TRANSFERS	TOTAL CASES	TOTAL TERMIN- ATIONS	% NET INCREASE IN CASELOAD	CASES PENDING DECEMBER 31	CASES PENDING BEYOND TIME GUIDELINES
AKRON	401	2,175	3	2,579	2,111	16.7%	468	0
ALLIANCE	44	304	0	348	302	4.5%	46	0
ASHLAND	106	597	3	706	589	10.4%	117	5
ASHTABULA	17	299	0	316	303	-23.5%	13	0
ATHENS	62	449	2	513	444	11.3%	69	0
AUGLAIZE COUNTY	37	364	1	402	363	5.4%	39	0
AVON LAKE	29	136	0	165	154	-62.1%	11	0
BARBERTON	66	488	0	554	543	-83.3%	11	0
BEDFORD	150	1,000	1	1,151	1,038	-24.7%	113	0
BELLEFONTAINE	244	1,924	0	2,168	1,918	2.5%	250	2
BELLEVUE	50	219	0	269	248	-58.0%	21	0
BEREA	445	419	0	864	202	48.8%	662	0
BOWLING GREEN	105	598	0	703	626	-26.7%	77	0
BRYAN	75	445	35	555	471	12.0%	84	0
CAMBRIDGE	37	408	2	447	377	89.2%	70	0
CAMPBELL	12	44	0	56	40	33.3%	16	0
CANTON	160	1,152	0	1,312	1,083	43.1%	229	0
CELINA	40	457	0	497	416	102.5%	81	0
CHAMPAIGN COUNTY	41	292	0	333	296	-9.8%	37	0
CHARDON	103	696	20	819	728	-11.7%	91	0
CHILLICOTHE	130	705	0	835	733	-21.5%	102	7
CIRCLEVILLE	75	432	0	507	397	46.7%	110	0
CLARK COUNTY	174	474	0	648	448	14.9%	200	0
CLERMONT COUNTY	867	1,253	0	2,120	972	32.4%	1,148	0
CLEVELAND	765	4,752	0	5,517	4,384	48.1%	1,133	0
CLEVELAND HEIGHTS	115	587	0	702	573	12.2%	129	0
CLEVELAND HOUSING	0	0	0	0	0	0.0%	0	0
CONNEAUT	13	115	0	128	120	-38.5%	8	0
COSHOCTON	27	383	2	412	387	-7.4%	25	0
CRAWFORD COUNTY	47	323	0	370	321	4.3%	49	0
CUYAHOGA FALLS	202	858	2	1,062	830	14.9%	232	0
DAYTON	216	863	3	1,082	835	14.4%	247	0
DEFIANCE	139	799	1	939	853	-38.1%	86	0
DELAWARE	59	373	0	432	383	-16.9%	49	0
EAST CLEVELAND	331	950	0	1,281	1,053	-31.1%	228	88
EAST LIVERPOOL	27	168	0	195	175	-25.9%	20	0
EATON	23	180	0	203	162	78.3%	41	0
ELYRIA	326	1,589	0	1,915	1,589	0.0%	326	0
EUCLID	16	200	0	216	194	37.5%	22	0
FAIRBORN	25	491	0	516	494	-12.0%	22	0
FAIRFIELD	54	329	0	383	308	38.9%	75	0
FINDLAY	138	915	0	1,053	878	26.8%	175	2
FOSTORIA	21	151	0	172	165	-66.7%	7	0
FRANKLIN	35	281	0	316	280	2.9%	36	0
FRANKLIN COUNTY	8,293	7,789	23	16,105	7,038	9.3%	9,067	0
FRANKLIN COUNTY ENVIRO.	0	0	0	0	0	0.0%	0	0
FREMONT	81	644	2	727	664	-22.2%	63	0
GALLIPOLIS	69	326	0	395	353	-39.1%	42	0
GARFIELD HEIGHTS	170	1,413	0	1,583	1,411	1.2%	172	0
GIRARD	53	447	2	502	425	45.3%	77	0
HAMILTON	148	789	0	937	744	30.4%	193	0
HAMILTON COUNTY	1,486	8,272	214	9,972	8,889	-27.1%	1,083	0
HARDIN COUNTY	32	289	1	322	310	-62.5%	12	0
HILLSBORO	42	418	0	460	440	-52.4%	20	0
HOCKING COUNTY	31	259	0	290	245	45.2%	45	0
HURON	11	73	0	84	72	9.1%	12	0
IRONTON	43	160	1	204	191	-69.8%	13	0
JACKSON COUNTY	39	211	0	250	228	-43.6%	22	4
KETTERING	88	578	10	676	563	28.4%	113	0
LAKEWOOD	129	1,926	1	2,056	1,906	16.3%	150	0
LANCASTER	89	503	1	593	532	-31.5%	61	0
LAWRENCE COUNTY	67	195	7	269	231	-43.3%	38	0
LEBANON	139	254	0	393	293	-28.1%	100	21

MUNICIPAL COURTS
SMALL CLAIMS OVERALL CASELOADS (continued)
1992

COURT	CASES PENDING JANUARY 1	NEW FILINGS	REACTIVATIONS AND TRANSFERS	TOTAL CASES	TOTAL TERMIN- ATIONS	% NET INCREASE IN CASELOAD	CASES PENDING DECEMBER 31	CASES PENDING BEYOND TIME GUIDELINES
LICKING COUNTY	157	1,257	2	1,416	1,275	-10.2%	141	0
LIMA	288	610	0	898	563	16.3%	335	0
LORAIN	175	607	0	782	528	45.1%	254	0
LYNDHURST	127	795	0	922	773	17.3%	149	0
MADISON COUNTY	48	287	0	335	285	4.2%	50	0
MANSFIELD	122	1,783	1	1,906	1,573	173.0%	333	0
MARIETTA	101	493	1	595	510	-15.8%	85	0
MARION COUNTY	59	470	0	529	444	44.1%	85	0
MARYSVILLE	22	175	0	197	172	13.6%	25	0
MASON	15	347	2	364	343	40.0%	21	0
MASSILLON	343	846	0	1,189	1,041	-56.9%	148	19
MAUMEE	16	144	0	160	138	37.5%	22	0
MEDINA COUNTY	120	643	0	763	617	21.7%	146	13
MENTOR	40	553	1	594	535	47.5%	59	0
MIAMI	192	1,185	27	1,404	1,130	42.7%	274	0
MIAMISBURG	49	316	0	365	316	0.0%	49	0
MIDDLETOWN	73	922	1	996	872	69.9%	124	0
MOUNT VERNON	44	461	2	507	467	-9.1%	40	0
NAPOLEON	97	521	0	618	521	0.0%	97	0
NEW PHILADELPHIA	116	644	0	760	588	48.3%	172	32
NEWTON FALLS	21	123	0	144	134	-52.4%	10	0
NILES	77	441	0	518	442	-1.3%	76	0
NORWALK	68	388	1	457	363	38.2%	94	0
OAKWOOD	0	14	3	17	17	0.0%	0	0
OBERLIN	28	260	0	288	235	89.3%	53	0
OREGON	10	151	0	161	153	-20.0%	8	0
PAINESVILLE	106	405	1	512	418	-11.3%	94	1
PARMA	315	1,214	8	1,537	1,135	27.6%	402	0
PERRYSBURG	102	674	6	782	716	-35.3%	66	0
PORT CLINTON	75	294	0	369	325	-41.3%	44	0
PORTAGE COUNTY-KENT	140	1,059	0	1,199	978	57.9%	221	0
PORTAGE COUNTY-RAV.	41	311	0	352	323	-29.3%	29	2
PORTSMOUTH	205	614	31	850	794	-72.7%	56	0
ROCKY RIVER	129	876	0	1,005	760	89.9%	245	0
SANDUSKY	226	1,484	4	1,714	1,533	-19.9%	181	0
SHAKER HEIGHTS	137	1,070	0	1,207	1,095	-18.2%	112	0
SHELBY	25	307	4	336	317	-24.0%	19	0
SIDNEY	120	495	0	615	512	-14.2%	103	0
SOUTH EUCLID	24	312	2	338	254	250.0%	84	0
STEUBENVILLE	30	269	0	299	242	90.0%	57	0
STRUTHERS	20	252	0	272	258	-30.0%	14	0
SYLVANIA	69	276	15	360	325	-49.3%	35	0
TIFFIN	43	323	1	367	339	-34.9%	28	0
TOLEDO	650	3,517	0	4,167	3,143	57.5%	1,024	239
TOLEDO HOUSING	0	0	0	0	0	0.0%	0	0
UPPER SANDUSKY	11	159	0	170	157	18.2%	13	0
VAN WERT COUNTY	235	415	14	664	579	-63.8%	85	0
VANDALIA	19	181	0	200	173	42.1%	27	0
VERMILION	14	103	1	118	103	7.1%	15	0
WADSWORTH	22	235	2	259	228	36.4%	30	0
WARREN	549	1,946	5	2,500	1,854	17.7%	646	19
WASHINGTON COURTHOUSE	36	357	0	393	348	25.0%	45	0
WAYNE COUNTY	411	1,546	0	1,957	1,422	30.2%	535	0
WILLOUGHBY	179	705	8	892	734	-11.7%	158	24
WILMINGTON	50	603	0	653	615	-24.0%	38	0
XENIA	46	320	7	373	335	-17.4%	38	0
YOUNGSTOWN	294	1,115	0	1,409	1,132	-5.8%	277	0
ZANESVILLE	18	314	0	332	299	83.3%	33	0

STATEWIDE
121

23,808 90,370 487 114,665 88,803 1.7% 25,862 478

MUNICIPAL COURTS
SMALL CLAIMS TERMINATIONS
1992

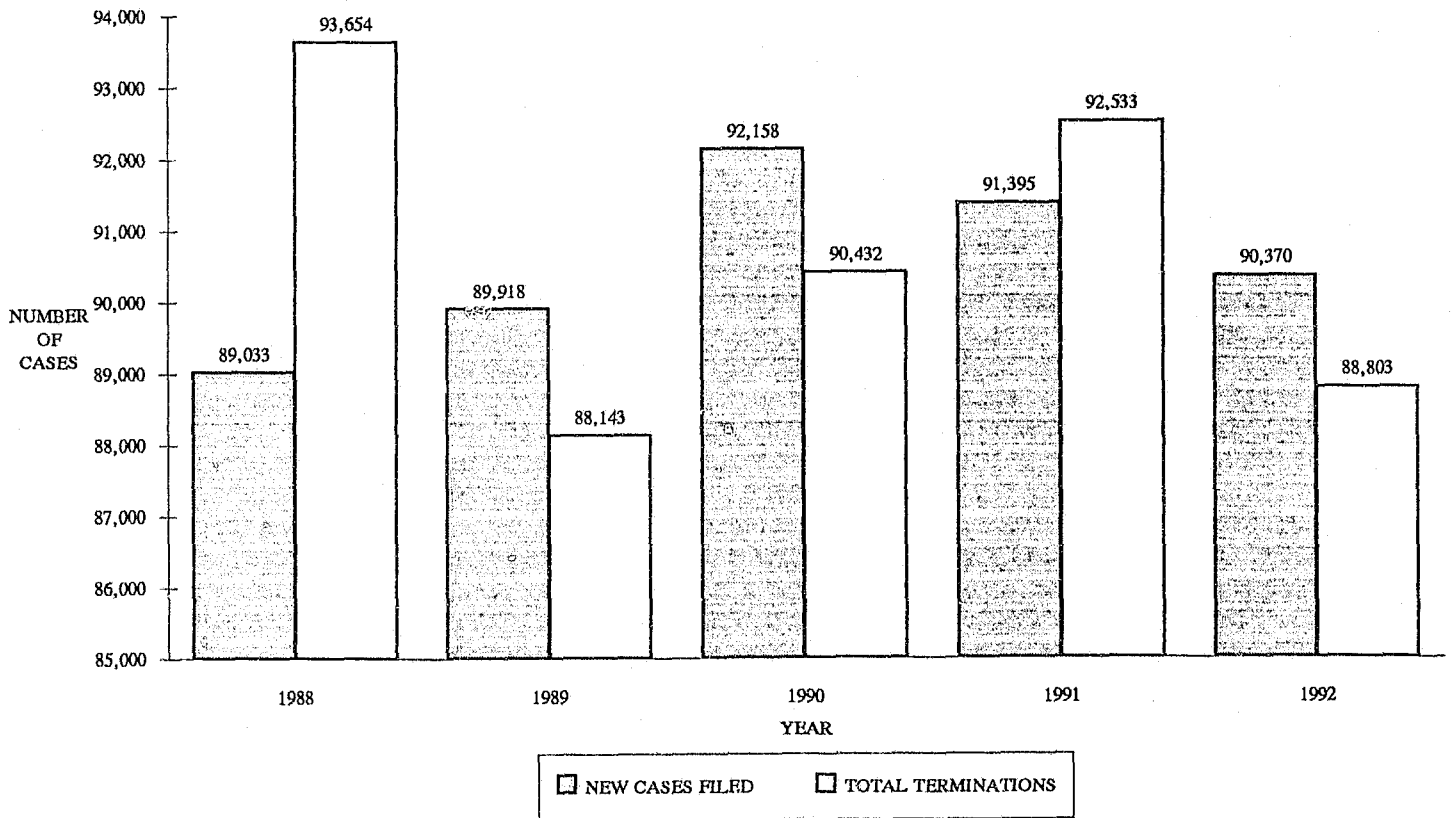
COURT	HEARING BY JUDGE	HEARING BY REFEREE	TRANSFER TO REGULAR CIVIL DOCKET	DISMISSAL FOR WANT OF PROSECUTION	OTHER DISMISSALS	BANKRUPTCY STAY/INTERLOCUTORY APPEAL	OTHER TERMINATIONS	TOTAL TERMINATIONS
AKRON	3	1,436	284	153	235	0	0	2,111
ALLIANCE	203	0	9	41	49	0	0	302
ASHLAND	310	29	4	52	190	4	0	589
ASHTABULA	20	212	7	4	60	0	0	303
ATHENS	291	0	7	0	143	3	0	444
AUGLAIZE COUNTY	233	0	0	22	105	1	2	363
AVON LAKE	91	0	1	0	62	0	0	154
BARBERTON	272	81	4	47	139	0	0	543
BEDFORD	61	655	0	43	224	4	51	1,038
BELLEFONTAINE	308	821	0	162	595	26	6	1,918
BELLEVUE	248	0	0	0	0	0	0	248
BEREA	5	0	39	65	44	0	49	202
BOWLING GREEN	55	364	2	8	192	5	0	626
BRYAN	261	0	19	23	167	1	0	471
CAMBRIDGE	4	209	0	0	161	3	0	377
CAMPBELL	33	0	0	0	6	0	1	40
CANTON	2	891	1	4	154	1	30	1,083
CELINA	260	0	0	0	156	0	0	416
CHAMPAIGN COUNTY	167	0	2	15	109	3	0	296
CHARDON	14	487	9	20	185	7	6	728
CHILlicoTHE	112	416	0	0	202	3	0	733
CIRCLEVILLE	256	0	0	0	131	0	10	397
CLARK COUNTY	0	234	0	0	209	5	0	448
CLERMONT COUNTY	580	0	0	165	222	0	5	972
CLEVELAND	0	3,013	18	302	1,051	0	0	4,384
CLEVELAND HEIGHTS	43	283	0	35	212	0	0	573
CLEVELAND HOUSING	0	0	0	0	0	0	0	0
CONNEAUT	72	0	5	7	35	1	0	120
COSHOCOTON	225	0	1	30	131	0	0	387
CRAWFORD COUNTY	268	0	1	22	29	1	0	321
CUYAHOGA FALLS	0	575	28	74	153	0	0	830
DAYTON	213	419	51	69	83	0	0	835
DEFIANCE	56	507	30	38	222	0	0	853
DELAWARE	204	32	0	42	100	3	2	383
EAST CLEVELAND	246	701	0	23	82	1	0	1,053
EAST LIVERPOOL	125	0	0	47	3	0	0	175
EATON	5	88	1	0	67	1	0	162
ELYRIA	0	796	8	47	730	4	4	1,589
EUCLID	0	164	2	0	28	0	0	194
FAIRBORN	1	305	7	3	175	2	1	494
FAIRFIELD	16	175	0	0	117	0	0	308
FINDLAY	6	629	16	132	90	2	3	878
FOSTORIA	115	0	0	0	48	2	0	165
FRANKLIN	2	181	0	0	97	0	0	280
FRANKLIN COUNTY	0	6,628	2	0	408	0	0	7,038
FRANKLIN COUNTY ENVIRO.	0	0	0	0	0	0	0	0
FREMONT	438	0	2	2	219	3	0	664
GALLIPOLIS	248	0	1	23	79	0	2	353
GARFIELD HEIGHTS	449	282	0	0	673	7	0	1,411
GIRARD	10	272	4	0	137	2	0	425
HAMILTON	448	0	3	0	293	0	0	744
HAMILTON COUNTY	606	7,483	195	517	88	0	0	8,889
HARDIN COUNTY	19	181	0	0	110	0	0	310
HILLSBORO	267	0	0	0	172	1	0	440
HOCKING COUNTY	131	0	4	0	107	2	1	245
HURON	30	1	0	0	41	0	0	72
IRONTON	8	122	0	21	35	2	3	191
JACKSON COUNTY	218	0	0	0	10	0	0	228
KETTERING	66	303	14	21	134	5	20	563
LAKEWOOD	0	962	12	62	870	0	0	1,906
LANCASTER	0	359	7	0	165	1	0	532
LAWRENCE COUNTY	7	137	0	18	64	0	5	231
LEBANON	156	24	1	14	98	0	0	293

MUNICIPAL COURTS
SMALL CLAIMS TERMINATIONS (continued)
1992

COURT	HEARING BY JUDGE	HEARING BY REFEREE	TRANSFER TO REGULAR CIVIL DOCKET	DISMISSAL FOR WANT OF PROSECUTION	OTHER DISMISSALS	BANKRUPTCY STAY/INTERLOCUTORY APPEAL	OTHER TERMINATIONS	TOTAL TERMINATIONS
LUCKING COUNTY	499	266	20	66	412	12	0	1,275
LIMA	0	507	32	19	1	4	0	563
LORAIN	0	306	0	24	194	4	0	528
LYNDHURST	403	22	4	0	344	0	0	773
MADISON COUNTY	225	0	0	0	60	0	0	285
MANSFIELD	397	467	9	36	454	20	190	1,573
MARIETTA	3	306	0	17	183	1	0	510
MARION COUNTY	238	27	0	28	148	3	0	444
MARYSVILLE	0	86	0	7	79	0	0	172
MASON	23	242	0	0	74	4	0	343
MASSILLON	4	744	13	0	274	6	0	1,041
MAUMEE	0	89	0	5	43	1	0	138
MEDINA COUNTY	33	446	0	0	131	6	1	617
MENTOR	345	30	9	0	151	0	0	535
MIAMI	830	0	24	0	273	3	0	1,130
MIAMISBURG	15	190	18	35	53	0	0	316
MIDDLETOWN	0	700	0	38	130	4	0	872
MOUNT VERNON	272	0	5	31	155	4	0	467
NAPOLEON	359	0	0	1	0	0	161	521
NEW PHILADELPHIA	41	315	4	0	220	8	0	588
NEWTON FALLS	93	0	5	21	15	0	0	134
NILES	299	0	7	0	126	10	0	442
NORWALK	235	0	0	0	127	1	0	363
OAKWOOD	1	0	16	0	0	0	0	17
OBERLIN	7	93	46	3	84	2	0	235
OREGON	82	0	0	0	71	0	0	153
PAINESVILLE	7	284	2	25	86	2	12	418
PARMA	0	1,134	1	0	0	0	0	1,135
PERRYSBURG	375	0	14	172	74	1	80	716
PORT CLINTON	1	189	15	49	70	1	0	325
PORTAGE COUNTY-KENT	6	710	16	82	155	9	0	978
PORTAGE COUNTY-RAV.	42	222	0	9	47	3	0	323
PORTSMOUTH	0	611	14	50	113	3	3	794
ROCKY RIVER	217	332	12	37	162	0	0	760
SANDUSKY	6	1,284	0	22	219	1	1	1,533
SHAKER HEIGHTS	363	166	4	64	488	3	2	1,095
SHELBY	49	0	0	0	109	2	157	317
SIDNEY	322	0	5	8	177	0	0	512
SOUTH EUCLID	12	124	2	9	105	0	2	254
STUBENVILLE	0	187	5	0	49	1	0	242
STRUTHERS	0	257	0	0	0	1	0	258
SYLVANIA	185	0	0	0	140	0	0	325
TIFFIN	231	0	9	10	88	0	1	339
TOLEDO	0	1,654	75	0	1,407	7	0	3,143
TOLEDO HOUSING	0	0	0	0	0	0	0	0
UPPER SANDUSKY	100	0	2	4	50	1	0	157
VAN WERT COUNTY	153	142	35	4	149	1	95	579
VANDALIA	102	0	0	6	65	0	0	173
VERMILION	59	0	0	3	35	0	6	103
WADSWORTH	140	0	1	0	35	0	53	229
WARREN	3	1,270	31	221	321	8	0	1,854
WASHINGTON COURTHOUSE	293	0	2	0	50	3	0	348
WAYNE COUNTY	906	0	0	76	440	0	0	1,422
WILLOUGHBY	2	436	23	162	56	3	52	734
WILMINGTON	341	0	0	0	274	0	0	615
XENIA	0	210	7	14	101	1	2	335
YOUNGSTOWN	0	1,132	0	0	0	0	0	1,132
ZANESVILLE	235	0	0	0	57	3	4	299

STATEWIDE 17,046 45,637 1,288 3,731 19,825 253 1,023 88,803

MUNICIPAL COURTS - SMALL CLAIMS CASES
STATEWIDE NEW CASES FILED AND TOTAL TERMINATIONS COMPARISON
 1988 - 1992



SECTION J

COUNTY COURTS

Note: Inconsistent reporting procedures by some courts are being identified and corrected. These differences may affect comparisons between courts.

COUNTY COURTS
 COMPOSITE ADMINISTRATIVE JUDGE REPORT FOR THE ENTIRE STATE
 1992

	FELONIES	MISDE- MEANORS	O.M.V.I.	PERSONAL INJURY AND PROPERTY			F. E. D.	OTHER CIVIL	SMALL CLAIMS	TOTAL
				OTHER TRAFFIC	DAMAGE	CONTRACTS				
CASES PENDING BEGINNING OF YEAR	410	2,217	549	11,332	139	1,741	484	484	1,595	18,951
NEW CASES FILED	3,683	24,525	10,801	177,971	397	5,649	2,656	1,619	9,662	236,963
TRANSFERRED IN OR REACTIVATED	235	1,103	292	6,127	16	147	83	21	187	8,211
TOTAL CASES	4,328	27,845	11,642	195,430	552	7,537	3,223	2,124	11,444	264,125
CASES TERMINATED BY:										
HEARING BY JUDGE	1,760	9,411	4,355	46,144	243	4,318	1,366	1,230	6,744	75,571
HEARING BY REFEREE	X	0	12	3	2	0	0	0	10	27
TRANSFER (INCLUDES INDIVIDUAL JUDGE ASSIGNMENT)	891	8,058	6,039	10,557	97	536	218	169	111	26,676
DISMISSAL: LACK OF SPEEDY TRIAL (CRIM.) OR WANT OF PROSECUTION (CIVIL)	60	420	17	199	16	173	120	17	317	1,339
OTHER DISMISSALS	799	2,089	142	6,558	74	946	1,002	305	2,456	14,371
VIOLATIONS BUREAU	X	3,138	X	109,304	X	X	X	X	X	112,442
UNAVAILABILITY OF ACCUSED	302	2,101	331	12,226	X	X	X	X	X	14,960
BANKRUPTCY STAY OR INTERLOCUTORY APPEAL	3	12	0	22	2	40	6	4	22	111
ALL OTHER TERMINATIONS	49	103	42	1,054	9	119	57	72	148	1,653
TOTAL TERMINATIONS	3,864	25,332	10,938	186,067	443	6,132	2,769	1,797	9,808	247,150
CASES PENDING END OF YEAR	464	2,513	704	9,363	109	1,405	454	327	1,636	16,975
TIME GUIDELINE (MONTHS)	1	6	6	6	24	12	12	12	6	X
CASES PENDING END OF YEAR BEYOND TIME GUIDELINE	28	93	13	80	0	2	1	13	26	256

COUNTY COURTS
COMPOSITE INDIVIDUAL JUDGE REPORT FORM FOR THE ENTIRE STATE
1992

	MISDE- MEANORS	O.M.V.I.	OTHER TRAFFIC	PERSONAL INJURY AND PROPERTY DAMAGE	CONTRACTS	F. E. D.	OTHER CIVIL	TOTAL
CASES PENDING BEGINNING OF YEAR	1,555	1,435	1,551	43	126	33	58	4,801
NEW CASES ASSIGNED	8,200	6,323	10,643	153	557	230	152	26,258
TRANSFERRED IN OR REACTIVATED	969	399	1,373	14	214	118	18	3,105
TOTAL CASES	10,724	8,157	13,567	210	897	381	228	34,164
CASES TERMINATED BY:								
JURY TRIAL	84	63	43	4	5	2	0	201
COURT TRIAL	1,678	1,455	3,391	61	336	208	91	7,220
DEFAULT	X	X	X	10	239	29	25	303
GUILTY OR NO CONTEST PLEA TO ORIGINAL CHARGE	2,521	2,685	3,519	X	X	X	X	8,725
GUILTY OR NO CONTEST PLEA TO REDUCED CHARGE	1,276	1,470	1,035	X	X	X	X	3,781
DISMISSAL: LACK OF SPEEDY TRIAL (CRIM.) OR WANT OF PROSECUTION (CIVIL)	80	24	51	0	16	16	2	189
OTHER DISMISSALS	2,543	390	2,351	28	143	70	47	5,572
TRANSFERRED OUT	67	39	55	1	13	1	5	181
REFERRED TO A PRIVATE JUDGE	X	X	X	0	0	0	0	0
UNAVAILABILITY OF ACCUSED	503	241	620	X	X	X	X	1,364
BANKRUPTCY STAY OR INTERLOCUTORY APPEAL	0	0	0	0	9	0	0	9
ALL OTHER TERMINATIONS	152	108	128	11	23	2	19	443
TOTAL TERMINATIONS	8,904	6,475	11,193	115	784	328	189	27,988
CASES PENDING END OF YEAR	1,820	1,682	2,374	95	113	53	39	6,176
TIME GUIDELINE (MONTHS)	6	6	6	24	12	12	12	X
CASES PENDING END OF YEAR BEYOND TIME GUIDELINE	161	80	99	1	1	0	5	347

**COUNTY COURTS
OVERALL CASELOADS
1992**

COURT	NUMBER OF JUDGES	--- POPULATION ---		NEW FILINGS, TRANSFERS, AND REACTIVATIONS			----- TERMINATIONS -----		
		TOTAL	PER JUDGE	TOTAL	PER JUDGE	PER 1000 POPULATION	TOTAL	PER JUDGE	PER 1000 POPULATION
ADAMS	1	25,371	25,371	3,825	3,825	151	3,860	3,860	152
ASHTABULA (E)	1	24,903	24,903	3,661	3,661	147	3,717	3,717	149
ASHTABULA (W)	1	25,504	25,504	3,932	3,932	154	3,631	3,631	142
BELMONT (N)	1	72,000	72,000	4,738	4,738	66	4,424	4,424	61
BELMONT (E)	1	72,000	72,000	3,573	3,573	50	3,661	3,661	51
BELMONT (W)	1	72,000	72,000	7,319	7,319	102	7,646	7,646	106
BROWN	2	34,966	17,483	7,758	3,879	222	9,397	4,699	269
BUTLER #1	1	30,585	30,585	5,870	5,870	192	5,991	5,991	196
BUTLER #2	1	72,275	72,275	5,923	5,923	82	5,937	5,937	82
BUTLER #3	1	44,141	44,141	6,186	6,186	140	6,159	6,159	140
CARROLL	1	26,521	26,521	1,897	1,897	72	1,908	1,908	72
COLUMBIANA (NW)	1	30,452	30,452	2,795	2,795	92	3,014	3,014	99
COLUMBIANA (E)	1	24,718	24,718	3,979	3,979	161	4,510	4,510	182
COLUMBIANA (SW)	1	27,001	27,001	2,532	2,532	94	2,642	2,642	98
DARKE (NE)	1	29,000	29,000	2,799	2,799	97	2,835	2,835	98
DARKE (SW)	1	21,000	21,000	2,619	2,619	125	2,663	2,663	127
ERIE	1	14,000	14,000	11,688	11,688	835	11,640	11,640	831
FULTON (E)	1	19,540	19,540	7,100	7,100	363	7,127	7,127	365
FULTON (W)	1	18,000	18,000	8,462	8,462	470	8,428	8,428	468
HARRISON	1	16,000	16,000	1,948	1,948	122	1,855	1,855	116
HIGHLAND	1	6,987	6,987	1,009	1,009	144	1,018	1,018	146
HOLMES	1	32,804	32,804	2,601	2,601	79	2,628	2,628	80
JEFFERSON #1	1	19,678	19,678	2,954	2,954	150	2,974	2,974	151
JEFFERSON #2	1	23,777	23,777	3,767	3,767	158	3,803	3,803	160
JEFFERSON #3	1	14,718	14,718	986	986	67	987	987	67
MAHONING #2	1	41,796	41,796	10,092	10,092	241	8,973	8,973	215
MAHONING #3	1	20,000	20,000	3,359	3,359	168	3,264	3,264	163
MAHONING #4	1	42,972	42,972	17,296	17,296	402	16,802	16,802	391
MAHONING #5	1	16,264	16,264	7,177	7,177	441	7,138	7,138	439
MEIGS	1	22,987	22,987	3,498	3,498	152	3,271	3,271	142
MONROE	1	15,497	15,497	1,519	1,519	98	1,511	1,511	98
MONTGOMERY #1	2	60,000	30,000	16,307	8,154	272	16,839	8,420	281
MONTGOMERY #2	2	50,000	25,000	6,345	3,173	127	6,195	3,098	124
MONTGOMERY #3	1	16,500	16,500	2,373	2,373	144	2,399	2,399	145
MORGAN	1	14,000	14,000	665	665	48	682	682	49
MORROW	1	27,749	27,749	13,312	13,312	480	13,055	13,055	470
MUSKINGUM	2	55,290	27,645	9,411	4,706	170	9,662	4,831	175
NOBLE	1	11,336	11,336	1,221	1,221	108	1,232	1,232	109
PAULDING	1	20,488	20,488	3,325	3,325	162	3,375	3,375	165
PERRY	1	31,557	31,557	2,229	2,229	71	2,293	2,293	73
PIKE	1	24,249	24,249	4,404	4,404	182	4,297	4,297	177
PUTNAM	2	33,819	16,910	3,127	1,564	92	3,056	1,528	90
SANDUSKY #1	1	20,873	20,873	5,732	5,732	275	6,081	6,081	291
SANDUSKY #2	1	27,188	27,188	6,146	6,146	226	6,137	6,137	226
TRUMBULL (E)	1	37,213	37,213	1,739	1,739	47	1,622	1,622	44
TRUMBULL (C)	1	37,213	37,213	2,989	2,989	80	3,058	3,058	82
TUSCARAWAS	1	24,491	24,491	4,268	4,268	174	4,145	4,145	169
VINTON	1	11,098	11,098	1,997	1,997	180	2,034	2,034	183
WARREN	2	39,167	19,584	9,817	4,909	251	9,310	4,655	238
STATEWIDE	55	1,499,688	27,267	248,269	4,514	166	248,886	4,525	166

All population figures based on 1990 U.S. Census

**COUNTY COURTS
FELONY OVERALL CASELOADS
1992**

COURT	CASES PENDING JANUARY 1	NEW FILINGS	REACTIVATIONS AND TRANSFERS	TOTAL CASES	TOTAL TERMIN- ATIONS	% NET INCREASE IN CASELOAD	CASES PENDING DECEMBER 31	CASES PENDING BEYOND TIME GUIDELINES
ADAMS	4	79	0	83	81	-50.0%	2	0
ASHTABULA (E)	41	126	0	167	114	29.3%	53	0
ASHTABULA (W)	0	142	0	142	130	-	12	0
BELMONT (N)	27	76	0	103	50	96.3%	53	0
BELMONT (E)	17	94	0	111	106	-70.6%	5	0
BELMONT (W)	9	111	0	120	120	-100.0%	0	0
BROWN	5	69	0	74	68	20.0%	6	1
BUTLER #1	41	180	2	223	205	-56.1%	18	0
BUTLER #2	47	114	0	161	132	-38.3%	29	0
BUTLER #3	28	155	0	183	152	10.7%	31	0
CARROLL	1	76	7	84	84	-100.0%	0	0
COLUMBIANA (NW)	5	44	0	49	48	-80.0%	1	0
COLUMBIANA (E)	3	26	0	29	28	-66.7%	1	0
COLUMBIANA (SW)	6	35	0	41	40	-83.3%	1	0
DARKE (NE)	0	0	0	0	0	0.0%	0	0
DARKE (SW)	0	0	0	0	0	0.0%	0	0
ERIE	0	69	2	71	67	-	4	0
FULTON (E)	1	29	0	30	29	0.0%	1	0
FULTON (W)	1	36	5	42	40	100.0%	2	0
HARRISON	2	73	0	75	58	750.0%	17	0
HIGHLAND	3	39	5	47	44	0.0%	3	0
HOLMES	1	24	0	25	23	100.0%	2	0
JEFFERSON #1	0	34	0	34	34	0.0%	0	0
JEFFERSON #2	3	39	0	42	36	100.0%	6	0
JEFFERSON #3	4	21	0	25	19	50.0%	6	0
MAHONING #2	4	378	93	475	471	0.0%	4	0
MAHONING #3	3	56	3	62	57	66.7%	5	0
MAHONING #4	7	230	43	280	279	-85.7%	1	0
MAHONING #5	22	74	0	96	68	27.3%	28	0
MEIGS	35	128	1	164	86	122.9%	78	0
MONROE	0	25	0	25	25	0.0%	0	0
MONTGOMERY #1	9	209	5	223	215	-11.1%	8	0
MONTGOMERY #2	0	102	15	117	115	-	2	0
MONTGOMERY #3	1	16	0	17	16	0.0%	1	0
MORGAN	0	23	0	23	23	0.0%	0	0
MORROW	1	93	1	95	86	800.0%	9	3
MUSKINGUM	0	46	0	46	46	0.0%	0	0
NOBLE	0	26	0	26	26	0.0%	0	0
PAULDING	3	60	2	65	64	-66.7%	1	0
PERRY	4	71	0	75	70	25.0%	5	0
PIKE	6	68	0	74	72	-66.7%	2	0
PUTNAM	11	47	0	58	49	-18.2%	9	0
SANDUSKY #1	6	38	0	44	37	16.7%	7	0
SANDUSKY #2	1	24	2	27	25	100.0%	2	0
TRUMBULL (E)	3	33	0	36	34	-33.3%	2	0
TRUMBULL (C)	6	76	47	129	127	-66.7%	2	0
TUSCARAWAS	29	71	0	100	65	20.7%	35	24
VINTON	1	22	0	23	23	-100.0%	0	0
WARREN	9	76	2	87	77	11.1%	10	0

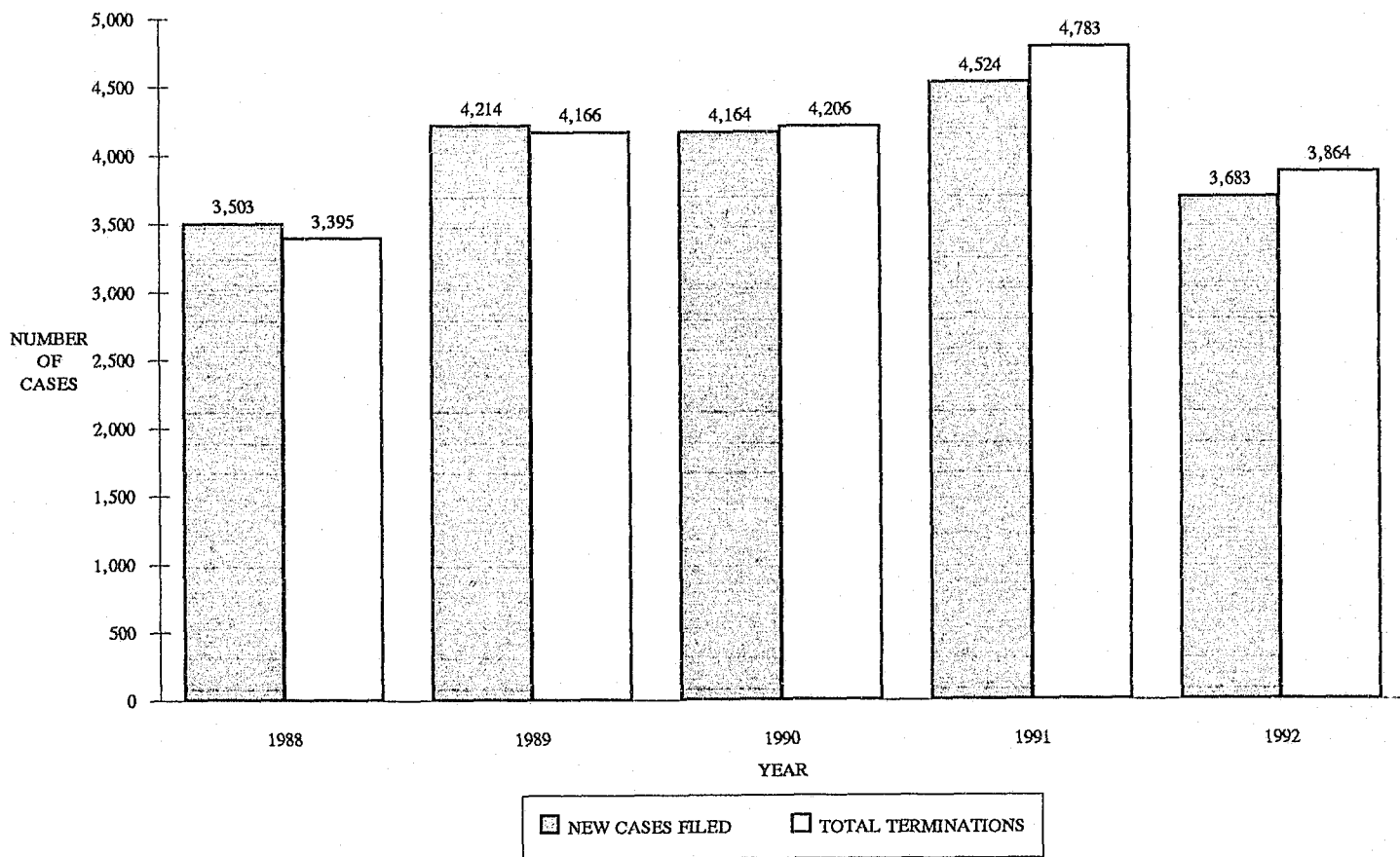
STATEWIDE	410	3,683	235	4,328	3,864	13.2%	464	28
-----------	-----	-------	-----	-------	-------	-------	-----	----

**COUNTY COURTS
FELONY TERMINATIONS
1992**

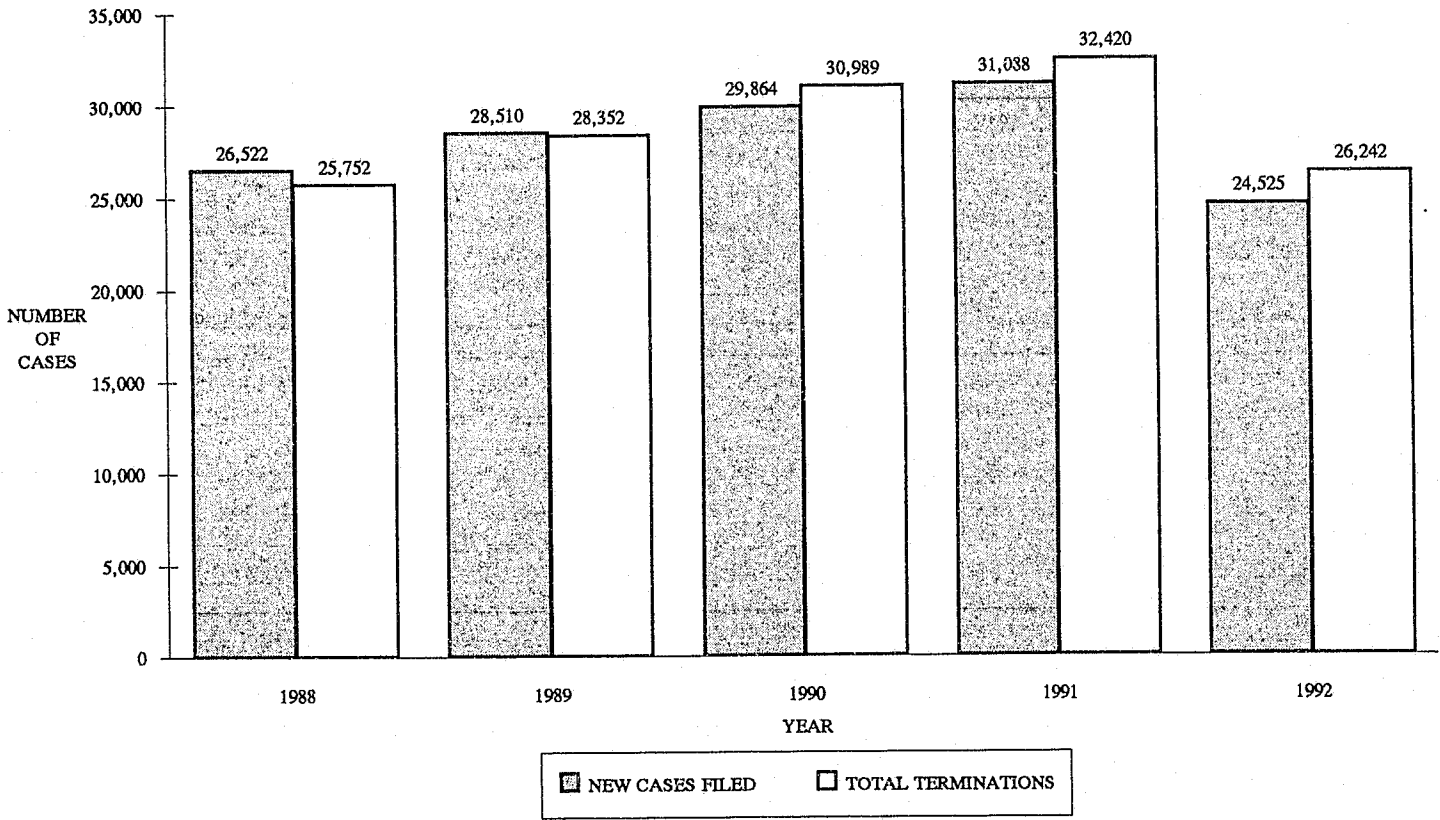
COURT	PRELIMINARY HEARING BINDOVER	WAIVER PRELIMINARY HEARING	DISMISSAL FOR LACK OF SPEEDY TRIAL	OTHER DISMIS- SALS	UNAVAIL- ABILITY OF ACCUSED	BANKRUPTCY STAY/INTERLOC- UTORY APPEAL	OTHER TERMIN- ATIONS	TOTAL TERMIN- ATIONS
ADAMS	17	16	0	45	2	0	1	81
ASHTABULA (E)	101	0	1	12	0	0	0	114
ASHTABULA (W)	72	0	0	40	18	0	0	130
BELMONT (N)	26	7	0	11	6	0	0	50
BELMONT (E)	78	0	0	28	0	0	0	106
BELMONT (W)	72	20	0	5	23	0	0	120
BROWN	46	0	0	21	0	0	1	68
BUTLER #1	67	76	51	0	11	0	0	205
BUTLER #2	44	32	0	38	17	0	1	132
BUTLER #3	59	39	0	33	21	0	0	152
CARROLL	34	10	0	22	18	0	0	84
COLUMBIANA (NW)	9	20	0	8	11	0	0	48
COLUMBIANA (E)	11	13	0	0	4	0	0	28
COLUMBIANA (SW)	3	32	0	4	1	0	0	40
DARKE (NE)	0	0	0	0	0	0	0	0
DARKE (SW)	0	0	0	0	0	0	0	0
ERIE	29	15	6	11	6	0	0	67
FULTON (E)	6	2	0	5	1	0	15	29
FULTON (W)	4	0	0	24	12	0	0	40
HARRISON	33	0	0	11	3	0	11	58
HIGHLAND	18	10	0	10	3	0	3	44
HOLMES	1	12	0	9	1	0	0	23
JEFFERSON #1	34	0	0	0	0	0	0	34
JEFFERSON #2	34	0	0	1	1	0	0	36
JEFFERSON #3	15	2	0	2	0	0	0	19
MAHONING #2	96	350	0	0	25	0	0	471
MAHONING #3	31	26	0	0	0	0	0	57
MAHONING #4	187	27	0	59	6	0	0	279
MAHONING #5	57	10	0	0	1	0	0	68
MEIGS	21	4	0	61	0	0	0	86
MONROE	25	0	0	0	0	0	0	25
MONTGOMERY #1	0	61	0	137	17	0	0	215
MONTGOMERY #2	9	45	0	39	22	0	0	115
MONTGOMERY #3	9	0	0	7	0	0	0	16
MORGAN	14	3	0	5	1	0	0	23
MORROW	82	0	1	2	0	0	1	86
MUSKINGUM	44	2	0	0	0	0	0	46
NOBLE	25	0	0	1	0	0	0	26
PAULDING	38	4	0	18	4	0	0	64
PERRY	34	12	0	14	2	0	8	70
PIKE	28	1	0	43	0	0	0	72
PUTNAM	35	1	0	13	0	0	0	49
SANDUSKY #1	18	2	1	11	5	0	0	37
SANDUSKY #2	12	0	0	10	3	0	0	25
TRUMBULL (E)	23	0	0	6	5	0	0	34
TRUMBULL (C)	74	0	0	8	42	3	0	127
TUSCARAWAS	41	1	0	16	0	0	7	65
VINTON	19	0	0	1	3	0	0	23
WARREN	25	36	0	8	7	0	1	77

STATEWIDE 1,760 891 60 799 302 3 49 3,864
49

COUNTY COURTS - FELONY CASES
STATEWIDE NEW CASES FILED AND TOTAL TERMINATIONS COMPARISON
1988 - 1992



COUNTY COURTS - MISDEMEANOR CASES
STATEWIDE NEW CASES FILED AND TOTAL TERMINATIONS COMPARISON
1988 - 1992



COUNTY COURTS
MISDEMEANOR OVERALL CASELOADS
1992

COURT	CASES PENDING JANUARY 1	NEW FILINGS	REACTIVATIONS AND TRANSFERS	TOTAL CASES	TOTAL TERMIN- ATIONS	% NET INCREASE IN CASELOAD	CASES PENDING DECEMBER 31	CASES PENDING BEYOND TIME GUIDELINES
ADAMS	35	273	6	314	295	-45.7%	19	4
ASHTABULA (E)	74	440	25	539	449	21.6%	90	0
ASHTABULA (W)	38	611	0	649	568	113.2%	81	0
BELMONT (N)	147	742	0	889	625	79.6%	264	0
BELMONT (E)	69	364	0	433	366	-2.9%	67	0
BELMONT (W)	135	999	0	1,134	1,108	-80.7%	26	0
BROWN	262	501	91	854	655	-24.0%	199	13
BUTLER #1	190	1,353	8	1,551	1,437	-50.5%	94	0
BUTLER #2	138	526	9	673	560	-18.1%	113	0
BUTLER #3	136	684	0	820	703	-14.0%	117	0
CARROLL	83	570	19	672	611	-26.5%	61	0
COLUMBIANA (NW)	60	179	0	239	209	-50.0%	30	0
COLUMBIANA (E)	34	164	2	200	179	-38.2%	21	0
COLUMBIANA (SW)	39	267	0	306	273	-15.4%	33	0
DARKE (NE)	28	207	0	235	235	-100.0%	0	0
DARKE (SW)	24	185	0	209	209	-100.0%	0	0
ERIE	3	294	13	310	301	200.0%	9	0
FULTON (E)	67	281	4	352	325	-59.7%	27	0
FULTON (W)	50	376	51	477	435	-16.0%	42	2
HARRISON	57	419	0	476	409	17.5%	67	0
HIGHLAND	39	372	123	534	507	-30.8%	27	0
HOLMES	26	263	36	325	280	73.1%	45	0
JEFFERSON #1	18	203	0	221	204	-5.6%	17	0
JEFFERSON #2	14	159	0	173	146	92.9%	27	0
JEFFERSON #3	13	87	0	100	83	30.8%	17	0
MAHONING #2	195	995	487	1,677	1,102	194.9%	575	0
MAHONING #3	25	305	10	340	340	-100.0%	0	0
MAHONING #4	53	1,237	443	1,733	1,489	360.4%	244	0
MAHONING #5	10	135	0	145	135	0.0%	10	0
MEIGS	197	677	22	896	621	39.6%	275	24
MONROE	3	222	0	225	219	100.0%	6	0
MONTGOMERY #1	350	2,895	307	3,552	3,217	-4.3%	335	9
MONTGOMERY #2	72	1,044	60	1,176	1,067	51.4%	109	1
MONTGOMERY #3	33	428	72	533	507	-21.2%	26	0
MORGAN	22	288	2	312	288	9.1%	24	0
MORROW	88	663	45	796	685	26.1%	111	10
MUSKINGUM	45	571	0	616	579	-17.8%	37	0
NOBLE	2	164	0	166	163	50.0%	3	0
PAULDING	13	340	9	362	361	-92.3%	1	0
PERRY	67	560	16	643	592	-23.9%	51	0
PIKE	111	730	0	841	693	33.3%	148	0
PUTNAM	72	399	0	471	391	11.1%	80	0
SANDUSKY #1	50	213	0	263	201	24.0%	62	0
SANDUSKY #2	42	119	3	164	128	-14.3%	36	0
TRUMBULL (E)	29	200	0	229	189	37.9%	40	2
TRUMBULL (C)	93	409	75	577	511	-29.0%	66	0
TUSCARAWAS	270	446	0	716	477	-11.5%	239	189
VINTON	36	231	2	269	249	-44.4%	20	0
WARREN	115	735	132	982	846	18.3%	136	0

STATEWIDE	3,772	24,525	2,072	28,297	26,242	-45.5%	2,055	254
-----------	-------	--------	-------	--------	--------	--------	-------	-----

COUNTY COURTS
MISDEMEANOR TERMINATIONS
1992

BANKRUPTCY

COURT	JURY TRIAL	COURT TRIAL	GUILTY/NO CONTEST TO ORIGINAL CHARGE		GUILTY/NO CONTEST TO REDUCED SPEEDY TRIAL	DISMISSAL FOR LACK OF SPEEDY TRIAL	OTHER DISMISSALS	VIOLATIONS BUREAU	TRANSFERRED OUT	UNAVAIL- ABILITY OF ACCUSED	STAY/INTER- LOCUTORY APPEAL	OTHER TERMINATIONS
			JUDGE	REFEREE								
ADAMS	0	3	129	0	5	3	56	66	0	23	0	0
ASHTABULA (E)	7	6	230	0	19	0	72	76	0	0	0	39
ASHTABULA (W)	0	0	327	0	53	0	107	41	1	39	0	0
BELMONT (N)	2	36	147	0	16	0	262	0	9	153	0	0
BELMONT (E)	1	0	207	0	0	0	150	0	0	8	0	0
BELMONT (W)	0	147	598	0	5	0	95	25	0	238	0	0
BROWN	1	15	257	0	10	9	186	53	20	67	0	37
BUTLER #1	26	0	658	0	51	395	4	211	3	109	0	0
BUTLER #2	0	2	255	0	23	0	133	96	5	45	0	1
BUTLER #3	0	14	289	0	15	22	160	91	20	92	0	0
CARROLL	3	8	181	0	51	1	172	167	0	28	0	0
COLUMBIANA (NW)	3	11	120	0	4	0	25	17	8	21	0	0
COLUMBIANA (E)	1	6	116	0	9	1	18	9	11	8	0	0
COLUMBIANA (SW)	3	4	163	0	6	0	20	59	6	12	0	0
DARKE (NE)	0	35	134	0	0	0	47	10	0	9	0	0
DARKE (SW)	0	27	108	0	0	0	51	9	0	13	0	1
ERIE	1	0	142	0	2	4	27	88	0	37	0	0
FULTON (E)	0	81	138	0	0	0	27	22	13	37	0	7
FULTON (W)	0	49	175	0	0	0	120	33	1	54	0	3
HARRISON	0	0	37	0	10	4	76	231	0	44	0	7
HIGHLAND	4	31	269	0	9	10	83	15	0	70	0	16
HOLMES	0	20	190	0	0	0	31	0	33	6	0	0
JEFFERSON #1	0	36	146	0	7	6	9	0	0	0	0	0
JEFFERSON #2	0	0	100	0	1	3	24	14	0	4	0	0
JEFFERSON #3	4	0	46	0	10	3	17	2	0	1	0	0
MAHONING #2	0	200	487	0	161	0	64	19	0	169	0	2
MAHONING #3	1	132	207	0	0	0	0	0	0	0	0	0
MAHONING #4	6	344	401	0	3	0	285	132	0	297	0	21
MAHONING #5	0	67	48	0	4	0	0	16	0	0	0	0
MEIGS	1	6	369	0	12	0	167	56	0	0	0	10
MONROE	5	51	97	0	0	0	26	40	0	0	0	0
MONTGOMERY #1	1	33	1,116	0	417	12	813	230	52	526	0	17
MONTGOMERY #2	0	14	501	0	83	2	232	142	0	93	0	0
MONTGOMERY #3	3	9	213	0	71	3	148	0	0	60	0	0
MORGAN	0	3	75	0	4	3	25	153	1	21	0	3
MORROW	1	13	287	0	23	1	103	174	0	62	0	21
MUSKINGUM	5	40	328	0	0	2	19	185	0	0	0	0
NOBLE	0	0	107	0	0	4	7	45	0	0	0	0
PAULDING	1	0	221	0	14	0	41	53	0	27	4	0
PERRY	1	11	316	0	8	0	66	145	6	34	0	5
PIKE	0	13	402	0	5	0	268	3	0	2	0	0
PUTNAM	1	6	242	0	16	0	69	48	0	0	0	9
SANDUSKY #1	0	0	122	0	5	1	36	37	0	0	0	0
SANDUSKY #2	0	0	71	0	9	0	31	12	0	5	0	0
TRUMBULL (E)	0	6	120	0	5	2	22	15	0	15	0	4
TRUMBULL (C)	1	3	169	0	5	0	50	183	43	49	8	0
TUSCARAWAS	0	8	255	0	20	9	100	7	46	3	0	29
VINTON	0	7	102	0	0	0	22	108	4	6	0	0
WARREN	1	109	435	0	105	0	56	0	0	117	0	23

STATEWIDE	84	1,606	11,853	0	1,276	500	4,632	3,138	282	2,604	12	255
-----------	----	-------	--------	---	-------	-----	-------	-------	-----	-------	----	-----

COUNTY COURTS
O.M.V.I. OVERALL CASELOADS
1992

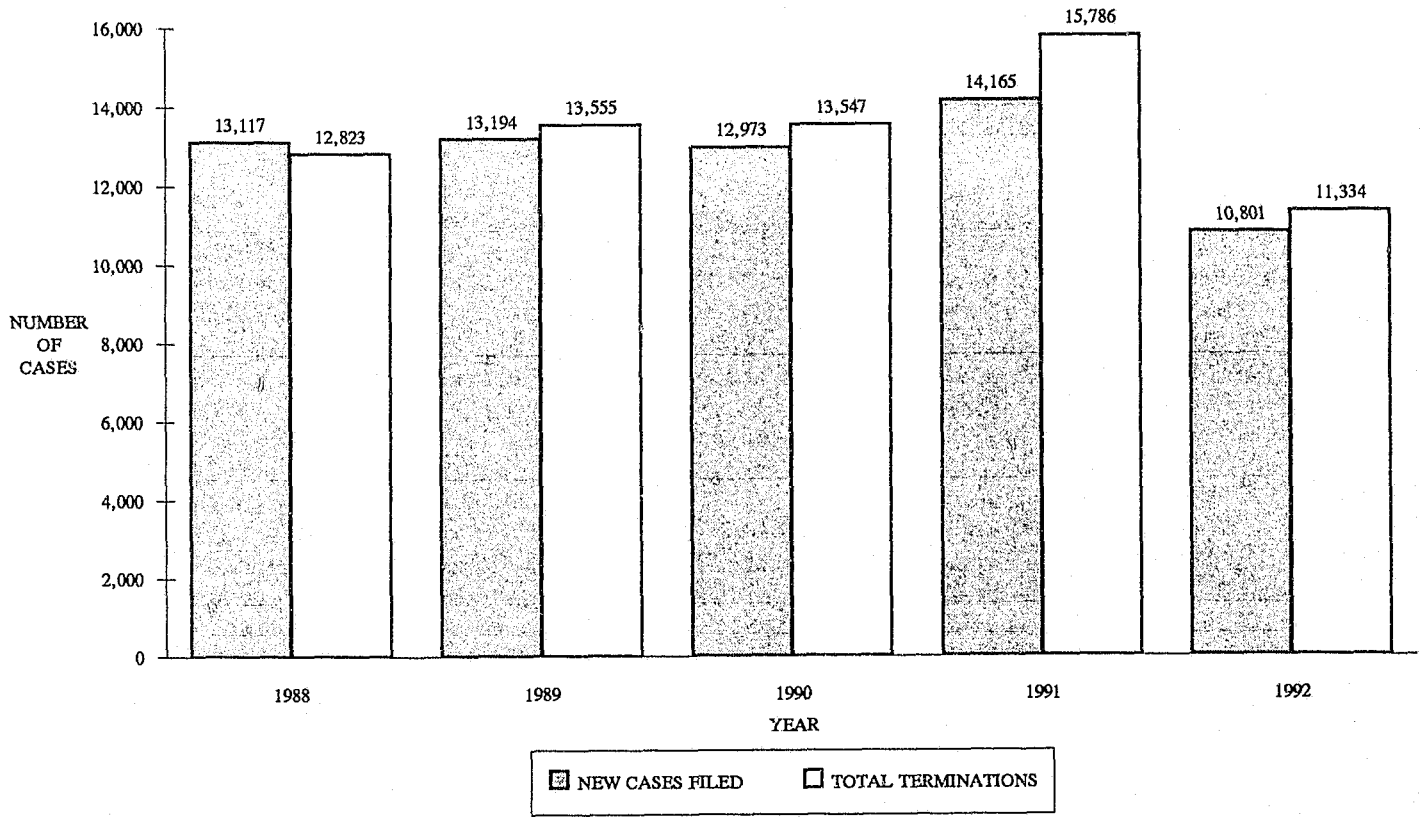
COURT	CASES PENDING JANUARY 1	NEW FILINGS	REACTIVATIONS AND TRANSFERS	TOTAL CASES	TOTAL TERMIN- ATIONS	% NET INCREASE IN CASELOAD	CASES PENDING DECEMBER 31	CASES PENDING BEYOND TIME GUIDELINES
ADAMS	57	257	5	319	254	14.0%	65	9
ASHTABULA (E)	44	253	0	297	258	-11.4%	39	0
ASHTABULA (W)	32	351	0	383	346	15.6%	37	3
BELMONT (N)	65	375	0	440	336	60.0%	104	0
BELMONT (E)	36	248	0	284	254	-16.7%	30	0
BELMONT (W)	34	295	0	329	296	-2.9%	33	0
BROWN	204	449	18	671	556	-43.6%	115	24
BUTLER #1	21	192	6	219	197	4.8%	22	0
BUTLER #2	65	258	3	326	250	16.9%	76	0
BUTLER #3	36	187	0	223	196	-25.0%	27	0
CARROLL	27	88	3	118	107	-59.3%	11	1
COLUMBIANA (NW)	59	223	0	282	237	-23.7%	45	0
COLUMBIANA (E)	39	192	1	232	196	-7.7%	36	0
COLUMBIANA (SW)	33	168	0	201	181	-39.4%	20	0
DARKE (NE)	18	108	1	127	127	-100.0%	0	0
DARKE (SW)	23	159	0	182	175	-69.6%	7	0
ERIE	4	211	4	219	217	-50.0%	2	0
FULTON (E)	41	219	8	268	223	9.8%	45	1
FULTON (W)	22	139	8	169	154	-31.8%	15	0
HARRISON	18	78	0	96	69	50.0%	27	0
HIGHLAND	17	78	45	140	121	11.8%	19	0
HOLMES	16	112	9	137	126	-31.3%	11	0
JEFFERSON #1	54	240	0	294	244	-7.4%	50	0
JEFFERSON #2	29	270	0	299	293	-79.3%	6	0
JEFFERSON #3	24	74	0	98	81	-29.2%	17	0
MAHONING #2	27	189	173	389	255	396.3%	134	0
MAHONING #3	21	189	16	226	226	-100.0%	0	0
MAHONING #4	143	887	192	1,222	857	155.2%	365	0
MAHONING #5	6	123	0	129	114	150.0%	15	0
MEIGS	37	194	0	231	185	24.3%	46	1
MONROE	1	45	0	46	38	700.0%	8	0
MONTGOMERY #1	62	409	17	488	427	-1.6%	61	0
MONTGOMERY #2	38	226	14	278	228	31.6%	50	2
MONTGOMERY #3	5	49	9	63	56	40.0%	7	0
MORGAN	15	52	0	67	60	-53.3%	7	0
MORROW	19	351	57	427	347	321.1%	80	4
MUSKINGUM	43	545	0	588	555	-23.3%	33	0
NOBLE	6	36	0	42	39	-50.0%	3	0
PAULDING	18	139	1	158	147	-38.9%	11	0
PERRY	26	175	2	203	173	15.4%	30	0
PIKE	34	307	0	341	288	55.9%	53	0
PUTNAM	52	149	0	201	167	-34.6%	34	0
SANDUSKY #1	46	211	1	258	215	-6.5%	43	0
SANDUSKY #2	16	131	2	149	132	6.3%	17	0
TRUMBULL (E)	18	113	0	131	98	83.3%	33	0
TRUMBULL (C)	49	161	32	242	198	-10.2%	44	0
TUSCARAWAS	112	305	0	417	275	26.8%	142	48
VINTON	12	143	6	161	151	-16.7%	10	0
WARREN	160	492	107	759	609	-6.3%	150	0
STATEWIDE	1,984	10,801	740	12,785	11,334	-26.9%	1,451	93

**COUNTY COURTS
O.M.V.I. TERMINATIONS
1992**

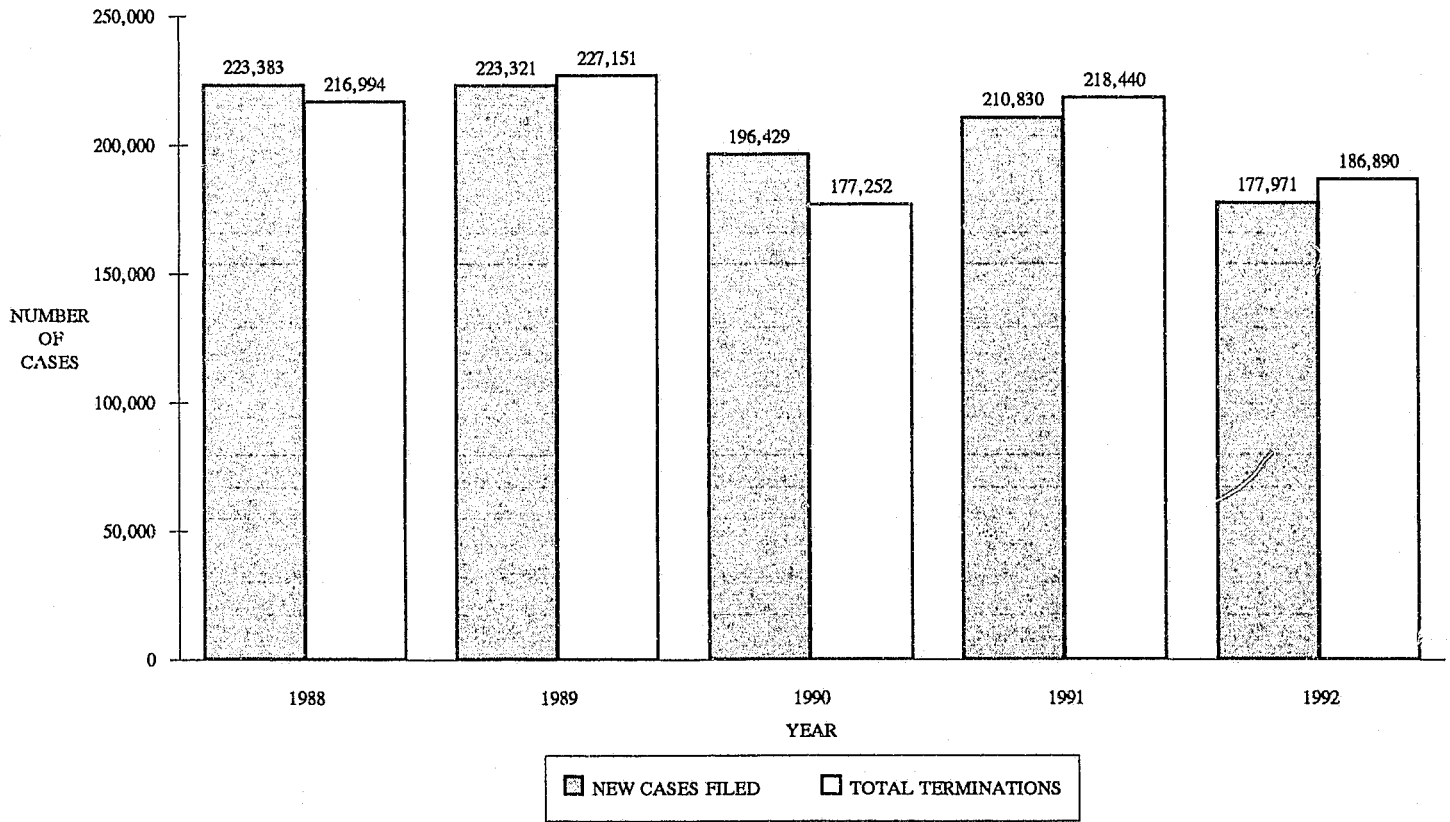
COURT	JURY TRIAL	COURT TRIAL	GUILTY/NO CONTEST TO ORIGINAL CHARGE		GUILTY/NO CONTEST TO REDUCED	DISMISSAL FOR LACK OF SPEEDY TRIAL	OTHER DISMISSALS	TRANSFERRED OUT	UNAVAIL- ABILITY OF ACCUSED	BANKRUPTCY		TOTAL TERMINATIONS
			JUDGE	REFEREE						STAY/INTER- LOCUTORY APPEAL	OTHER TERMINATIONS	
ADAMS	1	1	169	0	49	6	22	0	5	0	1	254
ASHTABULA (E)	2	0	217	0	12	0	8	0	1	0	18	258
ASHTABULA (W)	1	0	279	0	14	1	24	0	27	0	0	346
BELMONT (N)	0	25	215	0	82	0	10	1	3	0	0	336
BELMONT (E)	0	0	243	0	0	0	11	0	0	0	0	254
BELMONT (W)	1	25	191	0	37	0	27	0	15	0	0	296
BROWN	1	4	221	0	199	4	43	5	40	0	39	556
BUTLER #1	14	0	130	0	36	6	0	2	9	0	0	197
BUTLER #2	0	1	169	0	50	0	10	5	14	0	1	250
BUTLER #3	1	5	134	0	11	2	5	14	24	0	0	196
CARROLL	1	0	66	8	25	0	1	0	6	0	0	107
COLUMBIANA (I-W)	4	5	182	0	26	0	7	6	7	0	0	237
COLUMBIANA (E)	5	3	146	0	27	0	4	5	6	0	0	196
COLUMBIANA (SW)	0	1	146	0	14	0	3	7	10	0	0	181
DARKE (NE)	4	3	109	0	0	0	7	0	4	0	0	127
DARKE (SW)	1	8	155	0	0	0	7	0	4	0	0	175
ERIE	0	0	158	4	30	1	12	0	12	0	0	217
FULTON (E)	0	128	50	0	0	0	7	13	16	0	9	223
FULTON (W)	1	45	56	0	1	0	34	0	6	0	11	154
HARRISON	0	0	41	0	12	6	7	0	3	0	0	69
HIGHLAND	1	2	74	0	1	0	19	0	5	0	19	121
HOLMES	3	22	97	0	0	0	1	1	2	0	0	126
JEFFERSON #1	0	50	136	0	39	0	12	7	0	0	0	244
JEFFERSON #2	1	1	207	0	71	1	5	4	3	0	0	293
JEFFERSON #3	0	0	49	0	26	1	5	0	0	0	0	81
MAHONING #2	0	30	201	0	2	0	4	0	18	0	0	255
MAHONING #3	0	146	75	0	1	0	1	0	2	0	1	226
MAHONING #4	1	493	146	0	45	0	10	1	154	0	7	857
MAHONING #5	0	84	24	0	5	0	0	0	1	0	0	114
MEIGS	1	1	155	0	5	0	23	0	0	0	0	185
MONROE	4	13	21	0	0	0	0	0	0	0	0	38
MONTGOMERY #1	0	2	168	0	180	0	35	0	41	0	1	427
MONTGOMERY #2	1	4	146	0	54	0	6	0	17	0	0	228
MONTGOMERY #3	1	0	33	0	12	0	7	0	3	0	0	56
MORGAN	1	3	46	0	3	3	1	2	1	0	0	60
MORROW	2	0	266	0	48	0	14	0	5	0	12	347
MUSKINGUM	1	2	532	0	20	0	0	0	0	0	0	555
NOBLE	0	0	34	0	0	3	2	0	0	0	0	39
PAULDING	0	0	120	0	26	0	1	0	0	0	0	147
PERRY	3	3	134	0	5	0	12	1	15	0	0	173
PIKE	2	0	221	0	29	1	35	0	0	0	0	288
PUTNAM	1	4	108	0	24	0	13	0	0	0	17	167
SANDUSKY #1	0	0	182	0	20	1	0	1	11	0	0	215
SANDUSKY #2	0	1	93	0	17	3	11	1	5	0	1	132
TRUMBULL (E)	0	3	74	0	11	1	3	0	5	0	1	98
TRUMBULL (C)	0	0	93	0	55	0	6	19	25	0	0	198
TUSCARAWAS	0	0	222	0	32	1	10	0	0	0	10	275
VINTON	0	19	114	0	0	0	9	5	4	0	0	151
WARREN	3	217	192	0	114	0	38	0	43	0	2	609

STATEWIDE	63	1,354	7,040	12	1,470	41	532	100	572	0	150	11,334
-----------	----	-------	-------	----	-------	----	-----	-----	-----	---	-----	--------

COUNTY COURTS - OMVI CASES
STATEWIDE NEW CASES FILED AND TOTAL TERMINATIONS
1988 - 1992



COUNTY COURTS - OTHER TRAFFIC CASES
STATEWIDE NEW CASES FILED AND TOTAL TERMINATIONS COMPARISON
 1988 - 1992



COUNTY COURTS
OTHER TRAFFIC OVERALL CASELOADS
1992

COURT	CASES PENDING JANUARY 1	NEW FILINGS	REACTIVATIONS AND TRANSFERS	TOTAL CASES	TOTAL TERMIN- ATIONS	% NET INCREASE IN CASELOAD	CASES PENDING DECEMBER 31	CASES PENDING BEYOND TIME GUIDELINES
ADAMS	61	2,784	7	2,852	2,524	437.7%	328	0
ASHTABULA (E)	200	2,321	20	2,541	2,412	-35.5%	129	0
ASHTABULA (W)	86	2,407	0	2,493	2,217	220.9%	276	3
BELMONT (N)	157	3,157	7	3,321	3,031	84.7%	290	0
BELMONT (E)	210	2,596	0	2,806	2,672	-36.2%	134	0
BELMONT (W)	498	5,495	0	5,993	5,712	-43.6%	281	0
BROWN	1,634	5,931	38	7,603	7,331	-83.4%	272	4
BUTLER #1	107	3,809	2	3,918	3,776	32.7%	142	0
BUTLER #2	389	4,661	1	5,051	4,619	11.1%	432	0
BUTLER #3	125	4,609	0	4,734	4,582	21.6%	152	0
CARROLL	33	713	4	750	720	-9.1%	30	0
COLUMBIANA (NW)	223	1,198	0	1,421	1,340	-63.7%	81	0
COLUMBIANA (E)	443	3,195	26	3,664	3,543	-72.7%	121	0
COLUMBIANA (SW)	180	1,801	0	1,981	1,909	-60.0%	72	0
DARKE (NE)	103	2,086	0	2,189	2,189	-100.0%	0	0
DARKE (SW)	128	1,735	0	1,863	1,863	-100.0%	0	0
ERIE	232	10,354	597	11,183	10,926	10.8%	257	0
FULTON (E)	433	5,924	25	6,382	5,898	11.8%	484	0
FULTON (W)	384	6,690	507	7,581	7,085	29.2%	496	1
HARRISON	47	1,143	0	1,190	1,080	134.0%	110	0
HIGHLAND	6	203	34	243	233	66.7%	10	0
HOLMES	38	1,607	30	1,675	1,657	-52.6%	18	0
JEFFERSON #1	45	2,327	0	2,372	2,341	-31.1%	31	0
JEFFERSON #2	64	3,097	0	3,161	3,099	-3.1%	62	0
JEFFERSON #3	51	628	0	679	627	2.0%	52	0
MAHONING #2	1,328	5,778	484	7,590	5,916	26.1%	1,674	0
MAHONING #3	216	2,358	212	2,786	2,497	33.8%	289	0
MAHONING #4	1,139	12,433	577	14,149	12,925	7.5%	1,224	0
MAHONING #5	72	6,313	0	6,385	6,290	31.9%	95	0
MEIGS	274	2,114	21	2,409	2,056	28.8%	353	28
MONROE	22	1,072	0	1,094	1,076	-18.2%	18	0
MONTGOMERY #1	817	11,333	418	12,568	12,100	-42.7%	468	4
MONTGOMERY #2	79	4,018	163	4,260	4,130	64.6%	130	0
MONTGOMERY #3	39	1,586	57	1,682	1,662	-48.7%	20	0
MORGAN	6	130	0	136	132	-33.3%	4	0
MORROW	208	10,452	1,339	11,999	11,636	74.5%	363	34
MUSKINGUM	544	7,772	0	8,316	8,029	-47.2%	287	0
NOBLE	10	922	0	932	928	-60.0%	4	0
PAULDING	70	2,352	4	2,426	2,380	-34.3%	46	0
PERRY	38	960	18	1,016	992	-36.8%	24	0
PIKE	174	2,985	0	3,159	2,938	27.0%	221	0
PUTNAM	230	2,048	0	2,278	1,893	67.4%	385	0
SANDUSKY #1	559	4,393	591	5,543	5,335	-62.8%	208	0
SANDUSKY #2	238	4,967	763	5,968	5,733	-1.3%	235	0
TRUMBULL (E)	61	1,098	0	1,159	1,063	57.4%	96	2
TRUMBULL (C)	149	1,768	84	2,001	1,876	-16.1%	125	0
TUSCARAWAS	319	2,851	0	3,170	2,785	20.7%	385	103
VINTON	48	1,492	5	1,545	1,508	-22.9%	37	0
WARREN	366	6,305	1,466	8,137	7,343	116.9%	794	0

STATEWIDE	12,883	177,971	7,500	190,854	186,890	-69.2%	3,964	179
-----------	--------	---------	-------	---------	---------	--------	-------	-----

COUNTY COURTS
OTHER TRAFFIC TERMINATIONS
1992

COURT	JURY TRIAL	COURT TRIAL	GUILTY/NO CONTEST TO ORIGINAL CHARGE		GUILTY/NO CONTEST TO REDUCED	DISMISSAL FOR LACK OF SPEEDY TRIAL	OTHER DISMISSALS	VIOLATIONS BUREAU	TRANSFERRED OUT	UNAVAILABILITY OF ACCUSED	BANKRUPTCY	
			JUDGE	REFEREE							STAY/INTER-LOCUTORY APPEAL	OTHER TERMINATIONS
ADAMS	0	19	277	0	5	0	20	2,165	0	104	0	215
ASHTABULA (E)	0	15	623	0	13	0	388	1,331	0	3	0	39
ASHTABULA (W)	0	0	954	0	13	6	397	734	0	113	0	0
BELMONT (N)	0	26	389	0	5	1	310	2,085	5	210	0	0
BELMONT (E)	0	0	623	0	0	0	155	200	0	1,694	0	0
BELMONT (W)	1	44	478	0	18	0	1,233	3,061	0	877	0	0
BROWN	0	32	541	0	13	2	50	6,227	1	462	0	3
BUTLER #1	17	0	997	0	63	140	2	2,470	13	74	0	0
BUTLER #2	0	3	1,290	0	37	2	58	3,119	14	96	0	0
BUTLER #3	0	43	1,742	0	41	23	61	2,599	10	62	0	1
CARROLL	0	11	254	0	17	0	6	421	0	11	0	0
COLUMBIANA (NW)	1	10	511	0	3	1	131	613	8	62	0	0
COLUMBIANA (E)	1	17	590	0	0	0	69	2,651	13	202	0	0
COLUMBIANA (SW)	0	5	719	0	1	0	63	1,088	22	11	0	0
DARKE (NE)	0	45	575	0	0	1	390	1,172	0	6	0	0
DARKE (SW)	6	56	507	0	0	0	399	876	0	18	0	1
ERIE	0	42	4,165	0	7	0	531	4,841	1	1,339	0	0
FULTON (E)	1	169	1,080	0	1	1	130	3,367	32	1,113	0	4
FULTON (W)	0	96	188	0	0	0	367	5,875	1	534	0	24
HARRISON	0	0	86	0	4	8	37	888	1	55	0	0
HIGHLAND	0	5	116	0	0	0	24	74	0	9	2	3
HOLMES	2	4	661	0	0	0	7	932	6	43	2	0
JEFFERSON #1	0	0	2,341	0	0	0	0	0	0	0	0	0
JEFFERSON #2	0	11	324	0	5	4	28	2,725	1	1	0	0
JEFFERSON #3	0	0	165	0	1	0	13	431	0	17	0	0
MAHONING #2	0	233	2,548	0	0	0	27	2,970	0	138	0	0
MAHONING #3	0	426	769	0	1	0	3	1,206	67	7	0	18
MAHONING #4	1	1,324	2,635	0	80	0	884	7,197	0	389	0	415
MAHONING #5	0	76	3,979	0	14	0	0	2,213	0	8	0	0
MEIGS	1	12	402	0	16	0	99	1,406	0	1	0	119
MONROE	8	61	330	0	0	0	10	667	0	0	0	0
MONTGOMERY #1	0	42	3,643	0	207	5	839	6,573	30	717	0	44
MONTGOMERY #2	0	35	1,394	0	104	2	161	2,218	0	215	0	1
MONTGOMERY #3	0	10	870	0	23	5	66	642	0	46	0	0
MORGAN	0	2	32	0	0	0	6	90	0	2	0	0
MORROW	0	29	575	0	206	14	359	8,763	0	1,488	0	202
MUSKINGUM	0	61	738	0	4	0	3	7,223	0	0	0	0
NOBLE	0	0	175	0	0	3	51	699	0	0	0	0
PAULDING	0	4	262	0	9	1	7	2,003	0	89	5	0
PERRY	2	17	258	0	3	0	98	555	0	59	0	0
PIKE	2	18	1,782	0	7	1	427	666	0	35	0	0
PUTNAM	0	4	500	0	12	0	269	1,104	0	0	0	4
SANDUSKY #1	0	3	424	0	16	1	47	3,993	0	808	7	36
SANDUSKY #2	0	6	327	0	21	22	124	4,340	1	892	0	0
TRUMBULL (E)	0	1	307	0	3	4	29	676	0	42	0	1
TRUMBULL (C)	0	3	482	0	5	0	52	1,208	48	72	6	0
TUSCARAWAS	0	0	687	0	26	3	83	1,828	18	89	0	51
VINTON	0	15	173	0	0	0	328	948	3	41	0	0
WARREN	0	356	6,107	3	31	0	68	171	15	591	0	1

STATEWIDE 43 3,391 49,595 3 1,035 250 8,909 109,304 310 12,846 22 1,182

COUNTY COURTS
PERSONAL INJURY AND PROPERTY DAMAGE OVERALL CASELOADS
1992

COURT	CASES PENDING JANUARY 1	NEW FILINGS	REACTIVATIONS AND TRANSFERS	TOTAL CASES	TOTAL TERMIN- ATIONS	% NET INCREASE IN CASELOAD	CASES PENDING DECEMBER 31	CASES PENDING BEYOND TIME GUIDELINES
ADAMS	1	14	0	15	11	300.0%	4	0
ASHTABULA (E)	5	1	0	6	5	-80.0%	1	0
ASHTABULA (W)	0	0	0	0	0	0.0%	0	0
BELMONT (N)	4	4	0	8	5	-25.0%	3	0
BELMONT (E)	6	6	0	12	10	66.7%	2	0
BELMONT (W)	0	0	0	0	0	0.0%	0	0
BROWN	8	13	3	24	16	0.0%	8	0
BUTLER #1	8	7	0	15	14	-87.5%	1	0
BUTLER #2	1	3	0	4	3	0.0%	1	0
BUTLER #3	0	0	0	0	0	0.0%	0	0
CARROLL	0	0	0	0	0	0.0%	0	0
COLUMBIANA (NW)	3	22	0	25	16	200.0%	9	0
COLUMBIANA (E)	1	9	0	10	7	200.0%	3	0
COLUMBIANA (SW)	7	13	0	20	14	-14.3%	6	0
DARKE (NE)	8	9	1	18	18	-100.0%	0	0
DARKE (SW)	7	9	0	16	15	-85.7%	1	0
ERIE	0	7	0	7	3	-	4	0
FULTON (E)	0	0	0	0	0	0.0%	0	0
FULTON (W)	0	0	0	0	0	0.0%	0	0
HARRISON	1	3	0	4	2	100.0%	2	0
HIGHLAND	0	7	0	7	6	-	1	0
HOLMES	0	0	0	0	0	0.0%	0	0
JEFFERSON #1	0	0	0	0	0	0.0%	0	0
JEFFERSON #2	0	0	0	0	0	0.0%	0	0
JEFFERSON #3	0	0	0	0	0	0.0%	0	0
MAHONING #2	2	35	17	54	45	350.0%	9	0
MAHONING #3	0	3	2	5	2	-	3	0
MAHONING #4	4	26	3	33	30	-25.0%	3	0
MAHONING #5	11	49	0	60	45	36.4%	15	0
MEIGS	14	9	0	23	16	-50.0%	7	0
MONROE	0	0	0	0	0	0.0%	0	0
MONTGOMERY #1	5	2	0	7	6	-80.0%	1	0
MONTGOMERY #2	13	41	1	55	38	30.8%	17	1
MONTGOMERY #3	3	18	1	22	17	66.7%	5	0
MORGAN	2	3	0	5	4	-50.0%	1	0
MORROW	0	0	0	0	0	0.0%	0	0
MUSKINGUM	0	0	0	0	0	0.0%	0	0
NOBLE	5	4	0	9	6	-40.0%	3	0
PAULDING	4	1	0	5	5	-100.0%	0	0
PERRY	11	14	3	28	25	-72.7%	3	0
PIKE	10	22	0	32	22	0.0%	10	0
PUTNAM	0	0	0	0	0	0.0%	0	0
SANDUSKY #1	2	5	0	7	7	-100.0%	0	0
SANDUSKY #2	2	4	0	6	5	-50.0%	1	0
TRUMBULL (E)	3	3	0	6	5	-66.7%	1	0
TRUMBULL (C)	3	9	0	12	8	33.3%	4	0
TUSCARAWAS	15	1	0	16	14	-86.7%	2	0
VINTON	0	0	0	0	0	0.0%	0	0
WARREN	13	21	0	34	19	15.4%	15	0

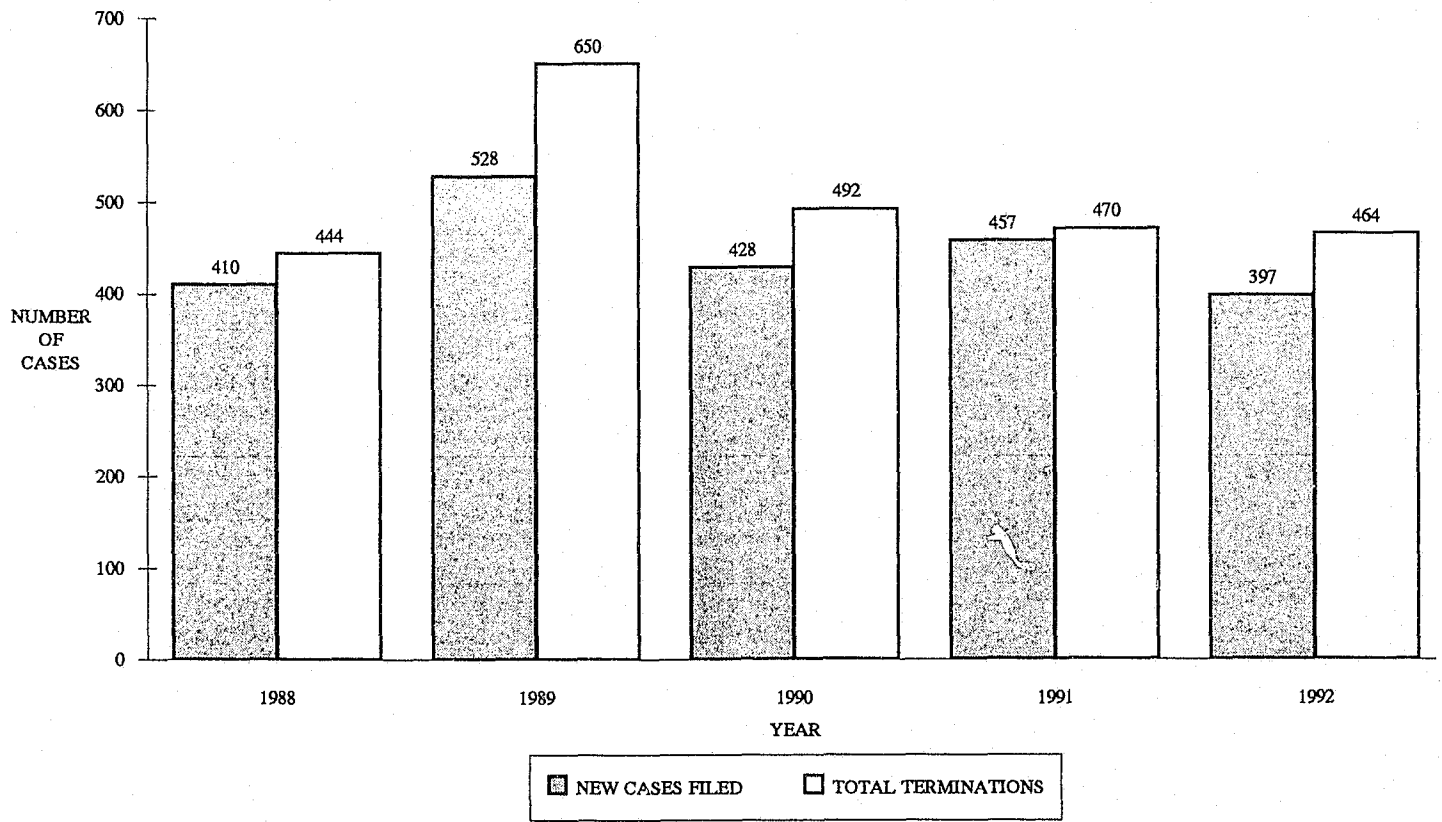
STATEWIDE	182	397	31	579	464	-36.8%	115	1
-----------	-----	-----	----	-----	-----	--------	-----	---

COUNTY COURTS
PERSONAL INJURY AND PROPERTY DAMAGE TERMINATIONS
1992

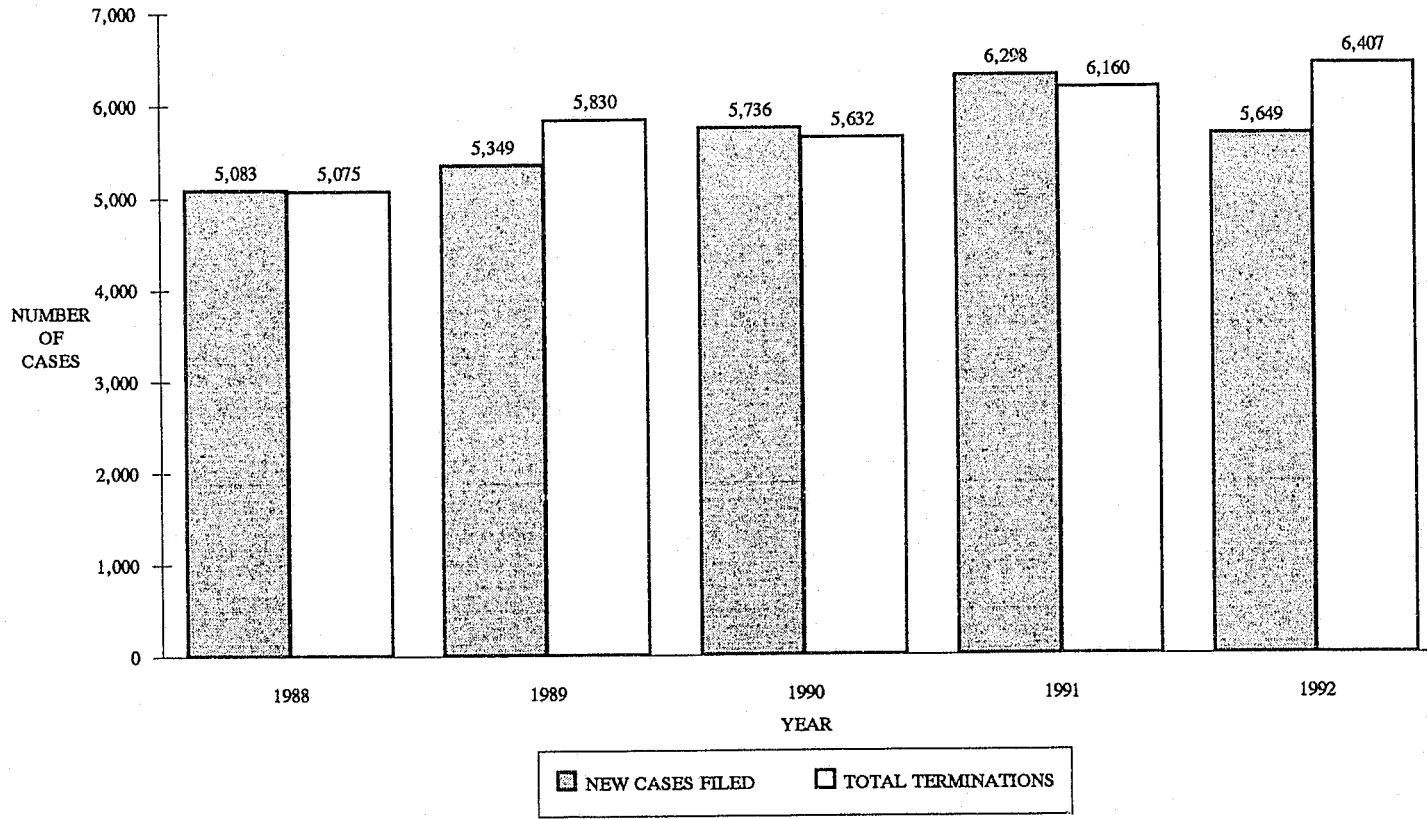
COURT	JURY TRIAL	COURT TRIAL	DEFAULT HEARING BY JUDGE	DEFAULT HEARING BY REFEREE	DISMISSAL FOR WANT OF PROSECUTION	OTHER DISMISSALS	TRANSFERRED OUT	PRIVATE JUDGE REFERRAL	BANKRUPTCY STAY/INTERLOCUTORY APPEAL	OTHER TERMINATIONS	TOTAL TERMINATIONS
ADAMS	0	0	7	0	0	0	0	0	0	4	11
ASHTABULA (E)	0	0	0	0	0	2	0	0	0	3	5
ASHTABULA (W)	0	0	0	0	0	0	0	0	0	0	0
BELMONT (N)	0	0	5	0	0	0	0	0	0	0	5
BELMONT (E)	0	0	7	0	0	3	0	0	0	0	10
BELMONT (W)	0	0	0	0	0	0	0	0	0	0	0
BROWN	0	2	5	0	0	4	2	0	0	3	16
BUTLER #1	3	0	8	0	3	0	0	0	0	0	14
BUTLER #2	0	0	2	0	0	1	0	0	0	0	3
BUTLER #3	0	0	0	0	0	0	0	0	0	0	0
CARROLL	0	0	0	0	0	0	0	0	0	0	0
COLUMBIANA (NW)	0	0	14	0	0	1	1	0	0	0	16
COLUMBIANA (E)	0	0	4	0	0	3	0	0	0	0	7
COLUMBIANA (SW)	0	0	9	0	1	4	0	0	0	0	14
DARKE (NE)	0	1	11	0	0	6	0	0	0	0	18
DARKE (SW)	0	1	7	0	0	6	0	0	1	0	15
ERIE	0	1	2	0	0	0	0	0	0	0	3
FULTON (E)	0	0	0	0	0	0	0	0	0	0	0
FULTON (W)	0	0	0	0	0	0	0	0	0	0	0
HARRISON	0	0	1	0	0	1	0	0	0	0	2
HIGHLAND	0	0	4	0	0	2	0	0	0	0	6
HOLMES	0	0	0	0	0	0	0	0	0	0	0
JEFFERSON #1	0	0	0	0	0	0	0	0	0	0	0
JEFFERSON #2	0	0	0	0	0	0	0	0	0	0	0
JEFFERSON #3	0	0	0	0	0	0	0	0	0	0	0
MAHONING #2	0	4	29	0	0	10	0	0	0	2	45
MAHONING #3	0	0	1	0	0	0	1	0	0	0	2
MAHONING #4	1	16	3	0	0	10	0	0	0	0	30
MAHONING #5	0	30	15	0	0	0	0	0	0	0	45
MEIGS	0	0	14	0	0	2	0	0	0	0	16
MONROE	0	0	0	0	0	0	0	0	0	0	0
MONTGOMERY #1	0	0	1	0	3	1	0	0	0	1	6
MONTGOMERY #2	0	2	28	0	0	8	0	0	0	0	38
MONTGOMERY #3	0	1	12	0	1	3	0	0	0	0	17
MORGAN	0	0	4	0	0	0	0	0	0	0	4
MORROW	0	0	0	0	0	0	0	0	0	0	0
MUSKINGUM	0	0	0	0	0	0	0	0	0	0	0
NOBLE	0	0	2	0	1	3	0	0	0	0	6
PAULDING	0	0	2	0	0	3	0	0	0	0	5
PERRY	0	2	10	2	0	11	0	0	0	0	25
PIKE	0	0	18	0	0	3	0	0	1	0	22
PUTNAM	0	0	0	0	0	0	0	0	0	0	0
SANDUSKY #1	0	0	5	0	0	2	0	0	0	0	7
SANDUSKY #2	0	0	4	0	0	1	0	0	0	0	5
TRUMBULL (E)	0	0	3	0	0	2	0	0	0	0	5
TRUMBULL (C)	0	0	3	0	2	3	0	0	0	0	8
TUSCARAWAS	0	1	2	0	0	4	0	0	0	7	14
VINTON	0	0	0	0	0	0	0	0	0	0	0
WARREN	0	0	11	0	5	3	0	0	0	0	19

STATEWIDE 4 61 253 2 16 102 4 0 2 20 464
49

COUNTY COURTS - PERSONAL INJURY AND PROPERTY DAMAGE CASES
STATEWIDE NEW CASES FILED AND TOTAL TERMINATIONS COMPARISON
1988 - 1992



COUNTY COURTS - CONTRACT CASES
STATEWIDE NEW CASES FILED AND TOTAL TERMINATIONS COMPARISON
1988 - 1992



COUNTY COURTS
CONTRACTS OVERALL CASELOADS
1992

COURT	CASES PENDING JANUARY 1	NEW FILINGS	REACTIVATIONS AND TRANSFERS	TOTAL CASES	TOTAL TERMIN- ATIONS	% NET INCREASE IN CASELOAD	CASES PENDING DECEMBER 31	CASES PENDING BEYOND TIME GUIDELINES
ADAMS	19	90	1	110	88	15.8%	22	0
ASHTABULA (E)	42	124	6	172	139	-21.4%	33	0
ASHTABULA (W)	93	208	0	301	193	16.1%	108	0
BELMONT (N)	43	78	0	121	80	-4.7%	41	0
BELMONT (E)	38	64	0	102	70	-15.8%	32	0
BELMONT (W)	38	89	0	127	101	-31.6%	26	0
BROWN	28	24	4	56	46	-64.3%	10	0
BUTLER #1	64	99	0	163	127	-43.8%	36	0
BUTLER #2	11	33	0	44	38	-45.5%	6	0
BUTLER #3	55	152	0	207	146	10.9%	61	0
CARROLL	0	7	0	7	4	-	3	0
COLUMBIANA (NW)	246	742	0	988	771	-11.8%	217	0
COLUMBIANA (E)	97	109	0	206	170	-62.9%	36	0
COLUMBIANA (SW)	11	78	0	89	67	100.0%	22	0
DARKE (NE)	61	138	0	199	161	-37.7%	38	0
DARKE (SW)	115	188	1	304	253	-55.7%	51	0
ERIE	0	10	0	10	4	-	6	0
FULTON (E)	0	0	0	0	0	0.0%	0	0
FULTON (W)	1	1	0	2	2	-100.0%	0	0
HARRISON	25	58	0	83	68	-40.0%	15	0
HIGHLAND	7	29	2	38	33	-28.6%	5	0
HOLMES	28	79	10	117	100	-39.3%	17	0
JEFFERSON #1	10	61	0	71	66	-50.0%	5	0
JEFFERSON #2	42	74	0	116	93	-45.2%	23	0
JEFFERSON #3	18	36	0	54	46	-55.6%	8	0
MAHONING #2	22	524	145	691	608	277.3%	83	0
MAHONING #3	14	113	12	139	139	-100.0%	0	0
MAHONING #4	29	349	99	477	457	-31.0%	20	0
MAHONING #5	17	188	0	205	188	0.0%	17	0
MEIGS	40	70	1	111	68	7.5%	43	0
MONROE	0	0	0	0	0	0.0%	0	0
MONTGOMERY #1	142	283	4	429	350	-44.4%	79	1
MONTGOMERY #2	52	268	3	323	253	34.6%	70	1
MONTGOMERY #3	8	38	1	47	40	-12.5%	7	0
MORGAN	6	27	63	96	90	0.0%	6	0
MORROW	25	125	3	153	145	-68.0%	8	0
MUSKINGUM	65	231	0	296	241	-15.4%	55	0
NOBLE	5	13	2	20	13	40.0%	7	0
PAULDING	2	0	0	2	2	-100.0%	0	0
PERRY	9	24	0	33	32	-88.9%	1	0
PIKE	63	92	0	155	102	-15.9%	53	0
PUTNAM	47	60	0	107	88	-59.6%	19	0
SANDUSKY #1	24	71	0	95	80	-37.5%	15	0
SANDUSKY #2	15	40	0	55	38	13.3%	17	0
TRUMBULL (E)	15	75	0	90	62	86.7%	28	1
TRUMBULL (C)	35	88	3	126	101	-28.6%	25	0
TUSCARAWAS	37	215	0	252	222	-18.9%	30	0
VINTON	0	0	0	0	0	0.0%	0	0
WARREN	103	184	1	288	222	-35.9%	66	0

STATEWIDE	1,867	5,649	361	7,516	6,407	-40.6%	1,109	3
-----------	-------	-------	-----	-------	-------	--------	-------	---

COUNTY COURTS
CONTRACTS TERMINATIONS
1992

COURT	JURY TRIAL	COURT TRIAL	DEFAULT HEARING BY JUDGE	DEFAULT HEARING BY REFEREE	DISMISSAL FOR WANT OF PROSECUTION	OTHER DISMISSALS	TRANSFERRED OUT	PRIVATE JUDGE REFERRAL	BANKRUPTCY STAY/INTERLOCUTORY APPEAL	OTHER TERMINATIONS	TOTAL TERMINATIONS
ADAMS	0	0	71	0	1	0	0	0	0	15	88
ASHTABULA (E)	0	2	80	0	8	28	1	0	5	15	139
ASHTABULA (W)	0	1	129	0	0	63	0	0	0	0	193
BELMONT (N)	0	0	80	0	0	0	0	0	0	0	80
BELMONT (E)	0	0	64	0	0	6	0	0	0	0	70
BELMONT (W)	0	0	97	0	0	0	1	0	3	0	101
BROWN	1	2	20	0	0	12	2	0	0	9	46
BUTLER #1	3	0	69	0	53	0	2	0	0	0	127
BUTLER #2	0	3	21	0	3	6	4	0	1	0	38
BUTLER #3	0	8	80	0	7	42	1	0	3	5	146
CARROLL	0	1	1	0	0	2	0	0	0	0	4
COLUMBIANA (NW)	0	0	620	0	0	145	6	0	0	0	771
COLUMBIANA (E)	0	0	126	0	0	38	6	0	0	0	170
COLUMBIANA (SW)	0	0	55	0	0	7	5	0	0	0	67
DARKE (NE)	0	5	122	0	0	32	0	0	2	0	161
DARKE (SW)	0	9	190	0	0	51	0	0	3	0	253
ERIE	0	1	1	0	0	2	0	0	0	0	4
FULTON (E)	0	0	0	0	0	0	0	0	0	0	0
FULTON (W)	0	0	1	0	0	1	0	0	0	0	2
HARRISON	0	0	53	0	1	12	0	0	2	0	68
HIGHLAND	0	1	19	0	4	7	0	0	1	1	33
HOLMES	0	4	63	0	0	21	11	0	1	0	100
JEFFERSON #1	0	0	66	0	0	0	0	0	0	0	66
JEFFERSON #2	0	0	84	0	0	9	0	0	0	0	93
JEFFERSON #3	0	0	37	0	0	9	0	0	0	0	46
MAHONING #2	0	54	437	0	13	85	0	0	7	12	608
MAHONING #3	0	24	109	0	0	5	0	0	1	0	139
MAHONING #4	0	109	244	0	0	101	0	0	3	0	457
MAHONING #5	0	74	114	0	0	0	0	0	0	0	188
MEIGS	0	0	52	0	0	12	0	0	4	0	68
MONROE	0	0	0	0	0	0	0	0	0	0	0
MONTGOMERY #1	0	4	217	0	47	53	3	0	2	24	350
MONTGOMERY #2	0	8	203	0	0	40	0	0	2	0	253
MONTGOMERY #3	0	3	25	0	2	10	0	0	0	0	40
MORGAN	0	0	21	0	1	25	1	0	0	42	90
MORROW	0	9	101	0	0	27	2	0	0	6	145
MUSKINGUM	1	0	177	0	0	62	0	0	0	1	241
NOBLE	0	0	7	0	4	1	1	0	0	0	13
PAULDING	0	0	1	0	0	1	0	0	0	0	2
PERRY	0	1	23	0	0	7	0	0	0	1	32
PIKE	0	0	74	0	0	26	0	0	2	0	102
PUTNAM	0	1	59	0	0	27	0	0	1	0	88
SANDUSKY #1	0	0	66	0	0	14	0	0	0	0	80
SANDUSKY #2	0	0	28	0	3	5	0	0	2	0	38
TRUMBULL (E)	0	0	50	0	1	8	0	0	0	3	62
TRUMBULL (C)	0	5	63	0	13	20	0	0	0	0	101
TUSCARAWAS	0	0	180	0	0	32	0	0	4	6	222
VINTON	0	0	0	0	0	0	0	0	0	0	0
WARREN	0	1	157	0	28	35	0	0	0	1	222

STATEWIDE	5	330	4,557	0	189	1,089	46	0	49	142	6,407
-----------	---	-----	-------	---	-----	-------	----	---	----	-----	-------

COUNTY COURTS
F.E.D. OVERALL CASELOADS
1992

COURT	CASES PENDING JANUARY 1	NEW FILINGS	REACTIVATIONS AND TRANSFERS	TOTAL CASES	TOTAL TERMIN- ATIONS	% NET INCREASE IN CASELOAD	CASES PENDING DECEMBER 31	CASES PENDING BEYOND TIME GUIDELINES
ADAMS	5	34	0	39	36	-40.0%	3	0
ASHTABULA (E)	11	34	0	45	33	9.1%	12	0
ASHTABULA (W)	9	64	0	73	55	100.0%	18	0
BELMONT (N)	6	42	0	48	47	-83.3%	1	0
BELMONT (E)	2	21	0	23	15	300.0%	8	0
BELMONT (W)	0	17	0	17	14	-	3	0
BROWN	38	118	4	160	151	-76.3%	9	0
BUTLER #1	4	42	0	46	37	125.0%	9	0
BUTLER #2	38	235	0	273	260	-65.8%	13	0
BUTLER #3	61	205	0	266	197	13.1%	69	0
CARROLL	10	33	0	43	28	50.0%	15	0
COLUMBIANA (NW)	9	92	0	101	88	44.4%	13	0
COLUMBIANA (E)	24	40	0	64	50	-41.7%	14	0
COLUMBIANA (SW)	5	42	0	47	38	80.0%	9	0
DARKE (NE)	9	31	0	40	38	-77.8%	2	0
DARKE (SW)	12	51	0	63	59	-66.7%	4	0
ERIE	0	8	0	8	8	0.0%	0	0
FULTON (E)	16	58	0	74	68	-62.5%	6	0
FULTON (W)	7	51	0	58	53	-28.6%	5	0
HARRISON	4	14	0	18	17	-75.0%	1	0
HIGHLAND	3	23	2	28	28	-100.0%	0	0
HOLMES	5	22	5	32	28	-20.0%	4	0
JEFFERSON #1	0	0	0	0	0	0.0%	0	0
JEFFERSON #2	0	0	0	0	0	0.0%	0	0
JEFFERSON #3	4	3	0	7	7	-100.0%	0	0
MAHONING #2	3	112	38	153	124	866.7%	29	0
MAHONING #3	3	36	6	45	38	133.3%	7	0
MAHONING #4	12	251	142	405	380	108.3%	25	0
MAHONING #5	3	26	0	29	27	-33.3%	2	0
MEIGS	6	23	0	29	21	33.3%	8	0
MONROE	0	0	0	0	0	0.0%	0	0
MONTGOMERY #1	58	98	0	156	140	-72.4%	16	1
MONTGOMERY #2	6	193	0	199	167	433.3%	32	0
MONTGOMERY #3	7	33	0	40	32	14.3%	8	0
MORGAN	1	11	0	12	11	0.0%	1	0
MORROW	0	43	3	46	42	-	4	0
MUSKINGUM	10	75	0	85	55	200.0%	30	0
NOBLE	0	8	0	8	7	-	1	0
PAULDING	3	21	1	25	21	33.3%	4	0
PERRY	9	68	0	77	70	-22.2%	7	0
PIKE	18	39	0	57	33	33.3%	24	0
PUTNAM	5	15	0	20	14	20.0%	6	0
SANDUSKY #1	6	31	0	37	33	-33.3%	4	0
SANDUSKY #2	3	15	0	18	12	100.0%	6	0
TRUMBULL (E)	8	36	0	44	31	62.5%	13	0
TRUMBULL (C)	12	39	0	51	36	25.0%	15	0
TUSCARAWAS	12	93	0	105	90	25.0%	15	0
VINTON	1	17	0	18	18	-100.0%	0	0
WARREN	49	93	0	142	121	-57.1%	21	0

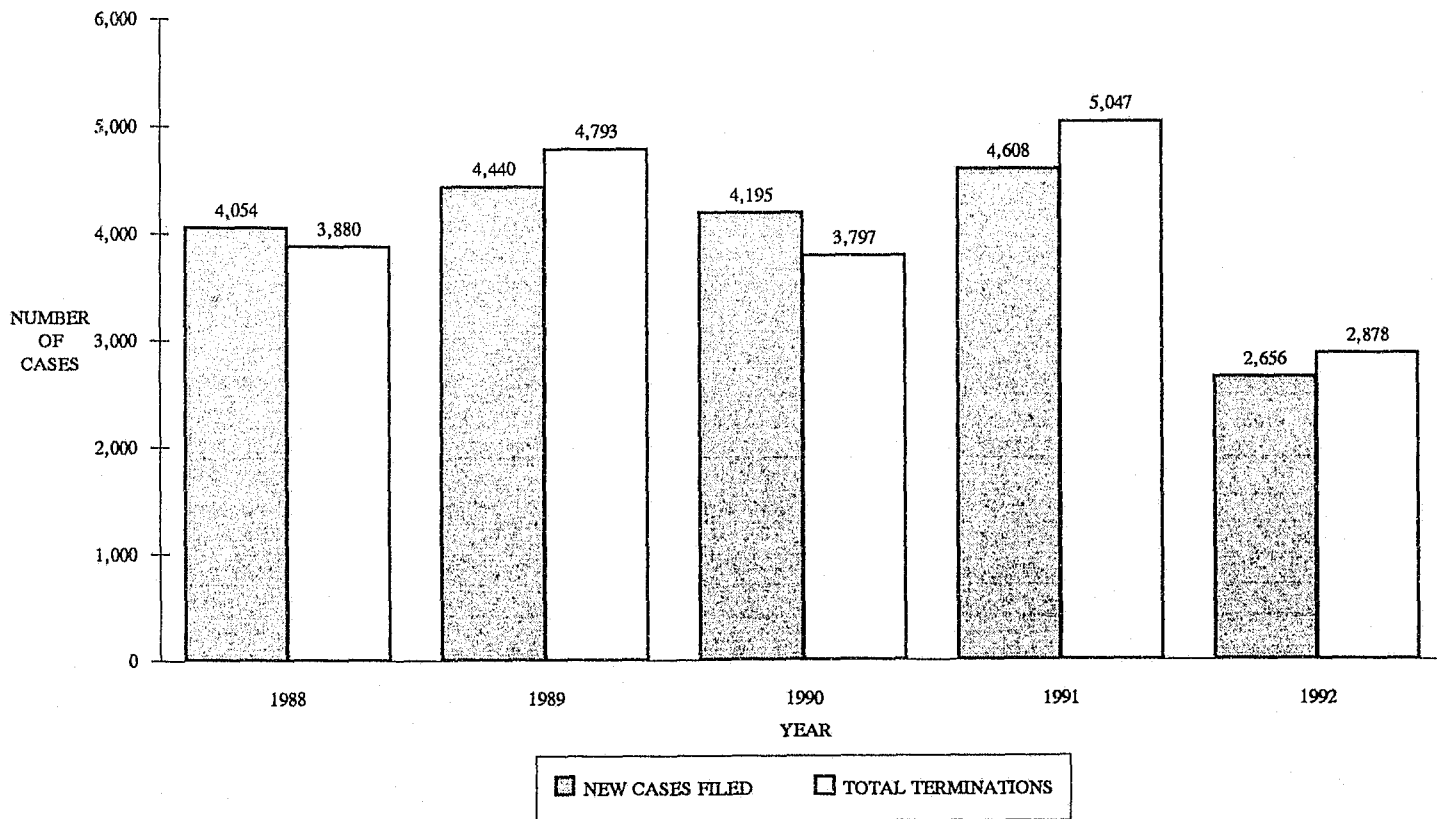
STATEWIDE	517	2,656	201	3,374	2,878	-4.1%	496	1
-----------	-----	-------	-----	-------	-------	-------	-----	---

COUNTY COURTS
F.E.D. TERMINATIONS
1992

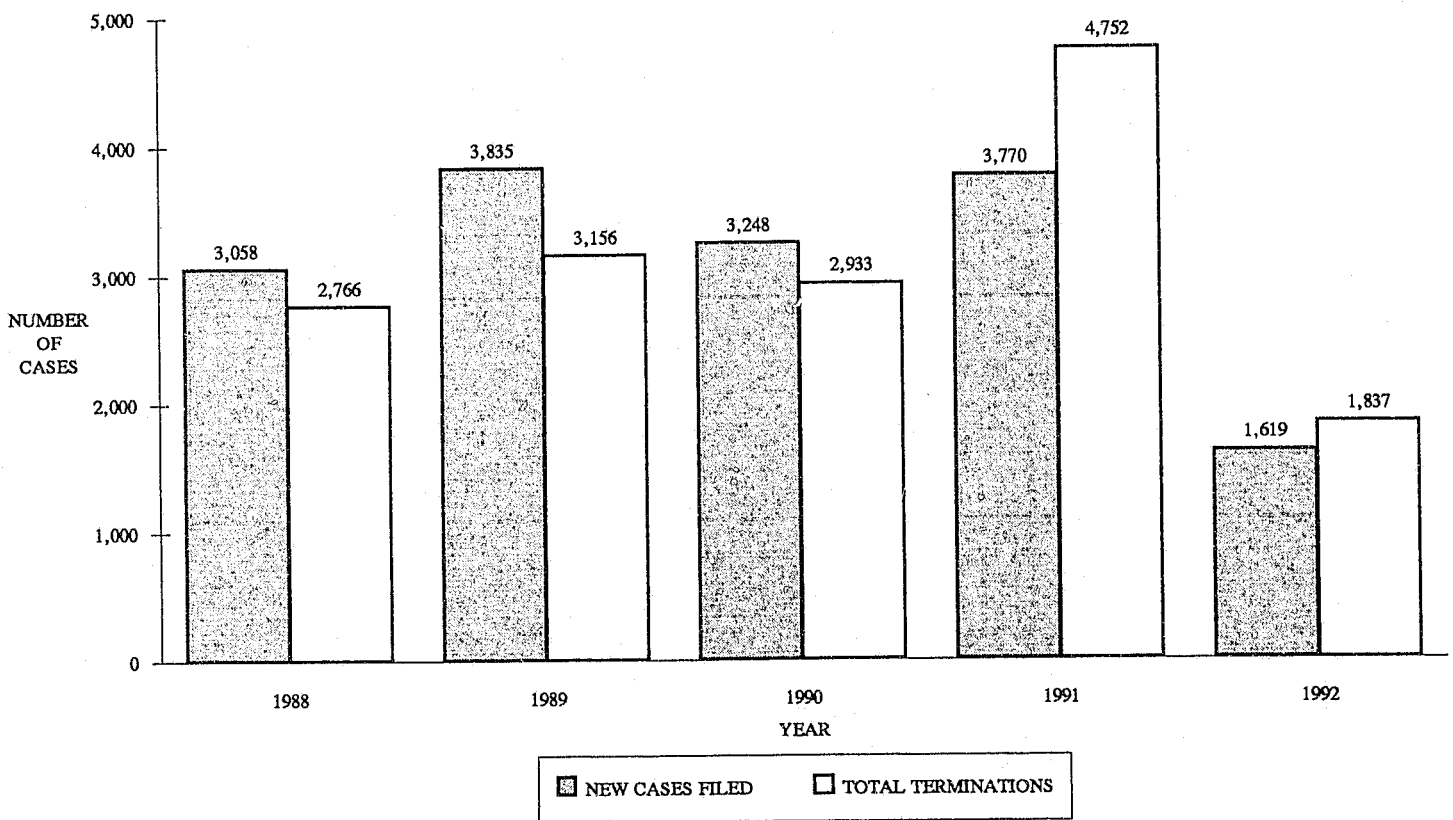
COURT	JURY TRIAL	COURT TRIAL	DEFAULT HEARING BY JUDGE	DEFAULT HEARING BY REFEREE	DISMISSAL FOR WANT OF PROSECUTION	OTHER DISMISSALS	TRANSFERRED OUT	PRIVATE JUDGE REFERRAL	BANKRUPTCY STAY/INTERLOCUTORY APPEAL	OTHER TERMINATIONS	TOTAL TERMINATIONS
ADAMS	0	0	31	0	0	0	1	0	0	4	36
ASHTABULA (E)	1	0	16	0	0	6	0	0	0	10	33
ASHTABULA (W)	0	0	33	0	0	22	0	0	0	0	55
BELMONT (N)	0	0	47	0	0	0	0	0	0	0	47
BELMONT (E)	0	0	11	0	0	4	0	0	0	0	15
BELMONT (W)	0	0	13	0	0	0	1	0	0	0	14
BROWN	0	5	81	0	0	48	1	0	0	16	151
BUTLER #1	0	0	22	0	15	0	0	0	0	0	37
BUTLER #2	0	2	20	0	22	215	0	0	1	0	260
BUTLER #3	0	1	9	0	0	183	0	0	4	0	197
CARROLL	0	3	10	0	0	15	0	0	0	0	28
COLUMBIANA (NW)	0	0	59	0	0	23	6	0	0	0	88
COLUMBIANA (E)	0	0	25	0	1	24	0	0	0	0	50
COLUMBIANA (SW)	0	0	22	0	0	13	3	0	0	0	38
DARKE (NE)	0	0	29	0	0	9	0	0	0	0	38
DARKE (SW)	0	0	38	0	0	21	0	0	0	0	59
ERIE	0	0	6	0	0	2	0	0	0	0	8
FULTON (E)	0	0	47	0	0	21	0	0	0	0	68
FULTON (W)	0	0	37	0	0	16	0	0	0	0	53
HARRISON	0	0	6	0	0	10	0	0	0	1	17
HIGHLAND	0	0	15	0	9	4	0	0	0	0	28
HOLMES	0	4	19	0	0	0	5	0	0	0	28
JEFFERSON #1	0	0	0	0	0	0	0	0	0	0	0
JEFFERSON #2	0	0	0	0	0	0	0	0	0	0	0
JEFFERSON #3	0	0	3	0	0	4	0	0	0	0	7
MAHONING #2	0	12	91	0	2	19	0	0	0	0	124
MAHONING #3	0	2	34	0	2	0	0	0	0	0	38
MAHONING #4	1	101	135	0	0	143	0	0	0	0	380
MAHONING #5	0	14	12	0	0	1	0	0	0	0	27
MEIGS	0	0	16	0	0	5	0	0	0	0	21
MONROE	0	0	0	0	0	0	0	0	0	0	0
MONTGOMERY #1	0	4	40	0	41	35	0	0	0	20	140
MONTGOMERY #2	0	2	104	0	0	61	0	0	0	0	167
MONTGOMERY #3	0	2	6	0	14	9	0	0	1	0	32
MORGAN	0	2	5	0	0	3	1	0	0	0	11
MORROW	0	33	0	0	0	9	0	0	0	0	42
MUSKINGUM	0	1	31	0	0	23	0	0	0	0	55
NOBLE	0	0	5	0	2	0	0	0	0	0	7
PAULDING	0	0	20	0	0	1	0	0	0	0	21
PERRY	0	0	36	0	1	33	0	0	0	0	70
PIKE	0	0	22	0	0	11	0	0	0	0	33
PUTNAM	0	0	9	0	0	5	0	0	0	0	14
SANDUSKY #1	0	0	24	0	2	7	0	0	0	0	33
SANDUSKY #2	0	0	6	0	2	4	0	0	0	0	12
TRUMBULL (E)	0	0	24	0	0	7	0	0	0	0	31
TRUMBULL (C)	0	0	17	0	7	12	0	0	0	0	36
TUSCARAWAS	0	2	48	0	2	31	0	0	0	7	90
VINTON	0	0	18	0	0	0	0	0	0	0	18
WARREN	0	0	93	0	14	13	0	0	0	1	121

STATEWIDE 2 190 1,395 0 136 1,072 18 0 6 59 2,878

COUNTY COURTS F.E.D. CASES
STATEWIDE NEW CASES FILED AND TOTAL TERMINATIONS COMPARISON
1988 - 1992



COUNTY COURTS - OTHER CIVIL CASES
STATEWIDE NEW CASES FILED AND TOTAL TERMINATIONS COMPARISON
1988 - 1992



COUNTY COURTS
OTHER CIVIL OVERALL CASELOADS
1992

COURT	CASES PENDING JANUARY 1	NEW FILINGS	REACTIVATIONS AND TRANSFERS	TOTAL CASES	TOTAL TERMIN- ATIONS	% NET INCREASE IN CASELOAD	CASES PENDING DECEMBER 31	CASES PENDING BEYOND TIME GUIDELINES
ADAMS	5	14	0	19	11	60.0%	8	0
ASHTABULA (E)	3	21	0	24	23	-66.7%	1	0
ASHTABULA (W)	7	18	0	25	16	28.6%	9	0
BELMONT (N)	0	0	0	0	0	0.0%	0	0
BELMONT (E)	2	8	0	10	9	-50.0%	1	0
BELMONT (W)	0	0	0	0	0	0.0%	0	0
BROWN	116	261	8	385	342	-62.9%	43	10
BUTLER #1	0	1	0	1	0	-	1	0
BUTLER #2	0	0	0	0	0	0.0%	0	0
BUTLER #3	0	0	0	0	0	0.0%	0	0
CARROLL	24	129	0	153	130	-4.2%	23	0
COLUMBIANA (NW)	15	14	0	29	24	-66.7%	5	0
COLUMBIANA (E)	37	25	0	62	59	-91.9%	3	0
COLUMBIANA (SW)	0	4	0	4	3	-	1	0
DARKE (NE)	4	16	2	22	16	50.0%	6	0
DARKE (SW)	5	12	0	17	11	20.0%	6	0
ERIE	4	15	0	19	15	0.0%	4	0
FULTON (E)	51	161	1	213	182	-39.2%	31	0
FULTON (W)	67	133	0	200	172	-58.2%	28	0
HARRISON	0	6	0	6	2	-	4	0
HIGHLAND	1	0	0	1	1	-100.0%	0	0
HOLMES	2	16	0	18	15	50.0%	3	0
JEFFERSON #1	1	2	0	3	3	-100.0%	0	0
JEFFERSON #2	3	11	0	14	14	-100.0%	0	0
JEFFERSON #3	1	2	0	3	2	0.0%	1	0
MAHONING #2	4	42	7	53	39	250.0%	14	0
MAHONING #3	0	4	0	4	2	-	2	0
MAHONING #4	0	6	0	6	6	0.0%	0	0
MAHONING #5	10	97	0	107	98	-10.0%	9	0
MEIGS	11	4	0	15	5	-9.1%	10	0
MONROE	3	39	0	42	40	-33.3%	2	0
MONTGOMERY #1	40	67	0	107	69	-5.0%	38	8
MONTGOMERY #2	0	51	0	51	50	-	1	0
MONTGOMERY #3	7	10	2	19	18	-85.7%	1	0
MORGAN	7	10	12	29	28	-85.7%	1	0
MORROW	3	13	2	18	16	-33.3%	2	0
MUSKINGUM	0	0	0	0	0	0.0%	0	0
NOBLE	0	1	0	1	1	0.0%	0	0
PAULDING	27	158	1	186	152	-25.9%	34	0
PERRY	32	107	4	143	119	-25.0%	24	0
PIKE	3	4	0	7	3	33.3%	4	0
PUTNAM	13	23	0	36	20	23.1%	16	0
SANDUSKY #1	5	18	0	23	21	-60.0%	2	0
SANDUSKY #2	3	26	0	29	22	133.3%	7	0
TRUMBULL (E)	0	1	0	1	1	0.0%	0	0
TRUMBULL (C)	0	0	0	0	0	0.0%	0	0
TUSCARAWAS	4	9	0	13	13	-100.0%	0	0
VINTON	6	25	0	31	26	-16.7%	5	0
WARREN	16	35	0	51	38	-18.8%	13	0

STATEWIDE
49

542 1,619 39 2,161 1,837 -40.2% 324 18

COUNTY COURTS
OTHER CIVIL TERMINATIONS
1992

COURT	JURY TRIAL	COURT TRIAL	DEFAULT HEARING BY JUDGE	DEFAULT HEARING BY REFEREE	DISMISSAL FOR WANT OF PROSECUTION	OTHER DISMISSALS	TRANSFERRED OUT	PRIVATE JUDGE REFERRAL	BANKRUPTCY STAY/INTERLOCUTORY APPEAL	OTHER TERMINATIONS	TOTAL TERMINATIONS
ADAMS	0	1	8	0	0	0	0	0	0	2	11
ASHTABULA (E)	0	0	14	0	0	5	0	0	0	4	23
ASHTABULA (W)	0	0	13	0	0	3	0	0	0	0	16
BELMONT (N)	0	0	0	0	0	0	0	0	0	0	0
BELMONT (E)	0	0	9	0	0	0	0	0	0	0	9
BELMONT (W)	0	0	0	0	0	0	0	0	0	0	0
BROWN	0	3	258	0	0	65	10	0	0	6	342
BUTLER #1	0	0	0	0	0	0	0	0	0	0	0
BUTLER #2	0	0	0	0	0	0	0	0	0	0	0
BUTLER #3	0	0	0	0	0	0	0	0	0	0	0
CARROLL	0	1	85	0	0	43	1	0	0	0	130
COLUMBIANA (NW)	0	0	22	0	0	1	1	0	0	0	24
COLUMBIANA (E)	0	0	49	0	0	8	2	0	0	0	59
COLUMBIANA (SW)	0	0	2	0	0	0	1	0	0	0	3
DARKE (NE)	0	1	12	0	0	3	0	0	0	0	16
DARKE (SW)	0	0	8	0	0	3	0	0	0	0	11
ERIE	0	1	14	0	0	0	0	0	0	0	15
FULTON (E)	0	0	138	0	0	43	0	0	0	1	182
FULTON (W)	0	0	119	0	0	52	0	0	1	0	172
HARRISON	0	0	1	0	0	0	0	0	0	1	2
HIGHLAND	0	0	0	0	1	0	0	0	0	0	1
HOLMES	0	1	14	0	0	0	0	0	0	0	15
JEFFERSON #1	0	0	3	0	0	0	0	0	0	0	3
JEFFERSON #2	0	0	6	0	0	7	0	0	0	1	14
JEFFERSON #3	0	0	1	0	0	1	0	0	0	0	2
MAHONING #2	0	11	21	0	1	4	0	0	0	2	39
MAHONING #3	0	0	2	0	0	0	0	0	0	0	2
MAHONING #4	0	0	6	0	0	0	0	0	0	0	6
MAHONING #5	0	36	62	0	0	0	0	0	0	0	98
MEIGS	0	0	4	0	0	1	0	0	0	0	5
MONROE	0	0	40	0	0	0	0	0	0	0	40
MONTGOMERY #1	0	1	11	0	4	34	0	0	0	19	69
MONTGOMERY #2	0	0	47	0	0	3	0	0	0	0	50
MONTGOMERY #3	0	13	0	0	1	4	0	0	0	0	18
MORGAN	0	2	5	0	0	8	0	0	0	13	28
MORROW	0	7	1	0	0	7	1	0	0	0	16
MUSKINGUM	0	0	0	0	0	0	0	0	0	0	0
NOBLE	0	0	1	0	0	0	0	0	0	0	1
PAULDING	0	0	127	0	0	20	3	0	2	0	152
PERRY	0	6	77	0	0	21	4	0	1	10	119
PIKE	0	0	3	0	0	0	0	0	0	0	3
PUTNAM	0	8	5	0	0	5	0	0	0	2	20
SANDUSKY #1	0	0	20	0	0	1	0	0	0	0	21
SANDUSKY #2	0	0	21	0	0	1	0	0	0	0	22
TRUMBULL (E)	0	0	0	0	0	1	0	0	0	0	1
TRUMBULL (C)	0	0	0	0	0	0	0	0	0	0	0
TUSCARAWAS	0	0	3	0	0	0	2	0	0	8	13
VINTON	0	0	20	0	0	5	0	0	0	1	26
WARREN	0	0	2	0	12	3	0	0	0	21	38

STATEWIDE 0 92 1,254 0 19 352 25 0 4 91 1,837

COUNTY COURTS
SMALL CLAIMS OVERALL CASELOADS
1992

COURT	CASES PENDING JANUARY 1	NEW FILINGS	REACTIVATIONS AND TRANSFERS	TOTAL CASES	TOTAL TERMIN- ATIONS	% NET INCREASE IN CASELOAD	CASES PENDING DECEMBER 31	CASES PENDING BEYOND TIME GUIDELINES
ADAMS	36	260	1	297	280	-52.8%	17	0
ASHTABULA (E)	36	290	0	326	284	16.7%	42	0
ASHTABULA (W)	21	131	0	152	127	19.0%	25	0
BELMONT (N)	67	257	0	324	225	47.8%	99	0
BELMONT (E)	13	172	0	185	159	100.0%	26	0
BELMONT (W)	53	313	0	366	298	28.3%	68	0
BROWN	60	226	0	286	232	-10.0%	54	8
BUTLER #1	29	169	0	198	178	-31.0%	20	0
BUTLER #2	4	80	0	84	75	125.0%	9	0
BUTLER #3	5	194	0	199	183	220.0%	16	0
CARROLL	11	248	0	259	233	136.4%	26	0
COLUMBIANA (NW)	70	281	0	351	281	0.0%	70	0
COLUMBIANA (E)	124	190	0	314	278	-71.0%	36	0
COLUMBIANA (SW)	18	124	0	142	117	38.9%	25	0
DARKE (NE)	22	202	0	224	202	0.0%	22	0
DARKE (SW)	28	279	0	307	273	21.4%	34	0
ERIE	10	98	6	114	105	-10.0%	9	0
FULTON (E)	61	389	5	455	402	-13.1%	53	0
FULTON (W)	81	465	0	546	487	-27.2%	59	1
HARRISON	13	154	0	167	150	30.8%	17	0
HIGHLAND	1	47	0	48	46	100.0%	2	0
HOLMES	36	388	0	424	399	-30.6%	25	0
JEFFERSON #1	8	87	0	95	89	-25.0%	6	0
JEFFERSON #2	17	117	0	134	122	-29.4%	12	0
JEFFERSON #3	11	135	0	146	132	27.3%	14	0
MAHONING #2	8	440	155	603	436	1987.5%	167	0
MAHONING #3	6	72	12	90	61	383.3%	29	0
MAHONING #4	13	378	0	391	378	0.0%	13	0
MAHONING #5	26	172	0	198	183	-42.3%	15	0
MEIGS	94	232	2	328	217	18.1%	111	0
MONROE	7	116	0	123	109	100.0%	14	0
MONTGOMERY #1	140	260	0	400	316	-40.0%	84	16
MONTGOMERY #2	18	146	0	164	147	-5.6%	17	1
MONTGOMERY #3	4	53	0	57	52	25.0%	5	0
MORGAN	6	41	3	50	46	-33.3%	4	0
MORROW	39	169	1	209	174	-10.3%	35	0
MUSKINGUM	37	171	0	208	158	35.1%	50	0
NOBLE	8	45	0	53	49	-50.0%	4	0
PAULDING	47	236	0	283	246	-21.3%	37	0
PERRY	30	206	1	237	221	-46.7%	16	0
PIKE	43	157	0	200	146	25.6%	54	0
PUTNAM	54	386	0	440	434	-88.9%	6	0
SANDUSKY #1	10	160	0	170	154	60.0%	16	0
SANDUSKY #2	5	50	0	55	42	160.0%	13	0
TRUMBULL (E)	27	180	0	207	153	100.0%	54	0
TRUMBULL (C)	25	197	1	223	202	-16.0%	21	0
TUSCARAWAS	65	277	0	342	295	-27.7%	47	0
VINTON	10	54	0	64	60	-60.0%	4	0
WARREN	38	168	0	206	172	-10.5%	34	0

STATEWIDE
49

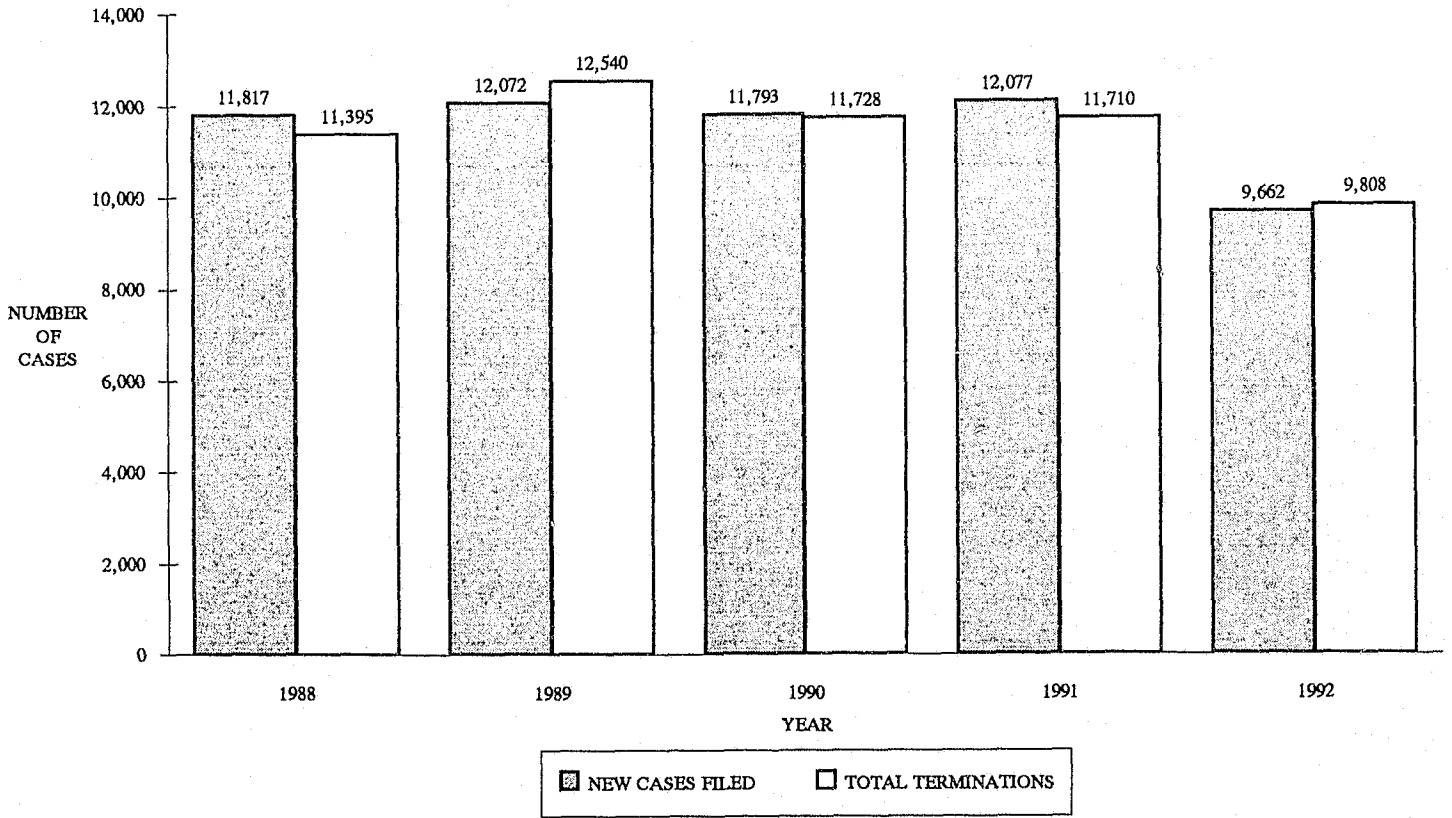
1,595 9,662 187 11,444 9,808 2.6% 1,636 26

COUNTY COURTS
SMALL CLAIMS TERMINATIONS
1992

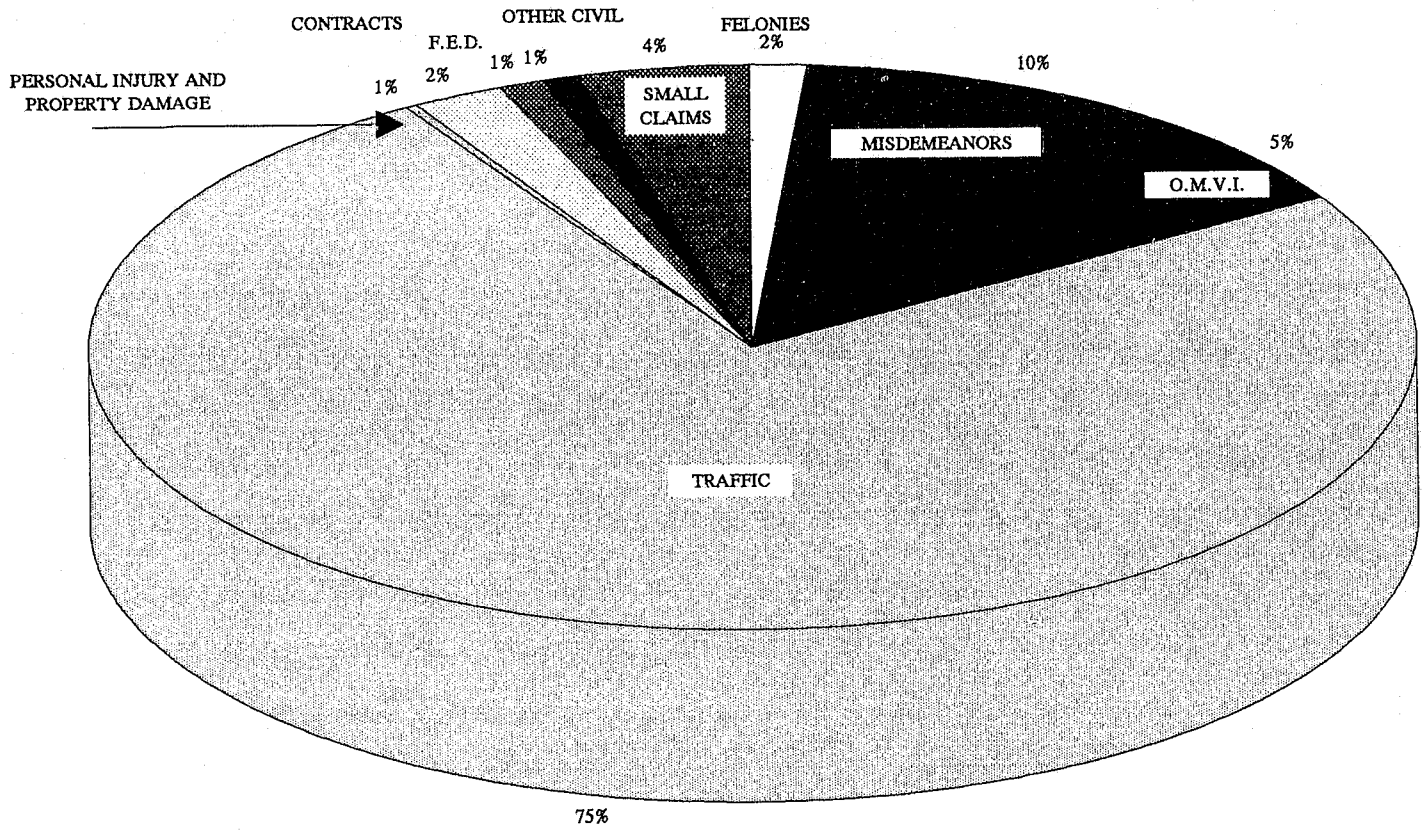
COURT	HEARING BY JUDGE	HEARING BY REFEREE	TRANSFER TO REGULAR CIVIL DOCKET	DISMISSAL FOR WANT OF PROSECUTION	OTHER DISMISSALS	BANKRUPTCY STAY/INTERLOCUTORY APPEAL	OTHER TERMINATIONS	TOTAL TERMINATIONS
ADAMS	195	0	6	13	9	3	54	280
ASHTABULA (E)	184	0	3	11	60	0	26	284
ASHTABULA (W)	101	0	0	0	26	0	0	127
BELMONT (N)	225	0	0	0	0	0	0	225
BELMONT (E)	132	0	0	0	27	0	0	159
BELMONT (W)	295	0	0	0	0	3	0	298
BROWN	142	0	0	0	90	0	0	232
BUTLER #1	91	0	5	82	0	0	0	178
BUTLER #2	39	0	2	6	28	0	0	75
BUTLER #3	97	0	4	0	80	1	1	183
CARROLL	139	0	4	0	90	0	0	233
COLUMBIANA (NW)	192	0	7	0	82	0	0	281
COLUMBIANA (E)	176	0	9	3	90	0	0	278
COLUMBIANA (SW)	90	0	2	0	25	0	0	117
DARKE (NE)	124	0	2	0	74	2	0	202
DARKE (SW)	176	0	1	0	96	0	0	273
ERIE	68	0	0	0	37	0	0	105
FULTON (E)	277	0	0	0	125	0	0	402
FULTON (W)	343	0	0	0	144	0	0	487
HARRISON	91	0	1	18	36	1	3	150
HIGHLAND	37	0	0	1	8	0	0	46
HOLMES	197	0	1	0	201	0	0	399
JEFFERSON #1	89	0	0	0	0	0	0	89
JEFFERSON #2	93	0	3	1	25	0	0	122
JEFFERSON #3	113	0	7	0	12	0	0	132
MAHONING #2	316	0	0	4	106	3	7	436
MAHONING #3	41	0	17	0	2	1	0	61
MAHONING #4	284	0	3	0	91	0	0	378
MAHONING #5	183	0	0	0	0	0	0	183
MEIGS	134	0	0	0	81	2	0	217
MONROE	109	0	0	0	0	0	0	109
MONTGOMERY #1	133	0	0	132	48	2	1	316
MONTGOMERY #2	89	0	4	0	54	0	0	147
MONTGOMERY #3	40	0	4	2	6	0	0	52
MORGAN	29	0	0	0	13	0	4	46
MORROW	113	0	2	0	40	0	19	174
MUSKINGUM	116	0	0	0	42	0	0	158
NOBLE	36	0	0	1	11	0	1	49
PAULDING	182	0	10	8	46	0	0	246
PERRY	159	0	5	4	51	1	1	221
PIKE	85	0	0	0	61	0	0	146
PUTNAM	245	0	0	0	183	3	3	434
SANDUSKY #1	112	9	1	0	32	0	0	154
SANDUSKY #2	34	0	0	2	6	0	0	42
TRUMBULL (E)	105	0	1	7	40	0	0	153
TRUMBULL (C)	141	0	7	11	43	0	0	202
TUSCARAWAS	202	0	0	0	72	0	21	295
VINTON	40	0	0	0	18	0	2	60
WARREN	110	1	0	11	45	0	5	172

STATEWIDE 6,744 10 111 317 2,456 22 148 9,808

COUNTY COURTS - SMALL CLAIMS CASES
STATEWIDE NEW CASES FILED AND TOTAL TERMINATIONS COMPARISON
 1988 - 1992



COUNTY COURTS
NEW CASES FILED COMPARISON
1992



SECTION K

DEFINITIONS

DEFINITIONS

THE FOLLOWING DEFINITIONS ARE ADAPTED FROM THE IMPLEMENTATION MANUAL PUBLISHED PURSUANT TO THE SUPREME COURT RULES OF SUPERINTENDENCE. THEY APPLY ONLY TO TERMS THAT ARE FOUND BOTH ON THE REPORT FORMS SUBMITTED TO THE SUPREME COURT OF OHIO AND ON THE SUMMARY TABLES INCLUDED IN THE OHIO COURTS SUMMARY.

COURTS OF COMMON PLEAS, MUNICIPAL COURTS, AND COUNTY COURTS:

ADMISSION Uncontested cases terminated by admission, default, or agreement.

ADULT CASES - R.C. 2919.24 Juvenile court cases brought against an adult who is the defendant accused of contributing to the neglect, unruliness, or delinquency of a minor.

ALL OTHERS Any case that cannot appropriately be recorded in a listed category.

BANKRUPTCY STAY/INTERLOCUTORY APPEAL Cases in which a bankruptcy stay has been issued or an interlocutory appeal taken. Once a bankruptcy stay is removed or the case is remanded, the case is reactivated.

CERTIFICATION/WAIVER GRANTED Juvenile delinquency cases transferred for criminal prosecution to the appropriate court having jurisdiction of the offense. More commonly referred to as "bindovers".

CHANGE OF CUSTODY Post-decree domestic relations cases in which the court must adjudicate a motion for change of custody, including requests for change of custody based upon an election of the child and cases where custody is contested. Juvenile cases are included where there is an application for writ of habeas corpus involving the custody of a child or where a motion for change of custody is filed pursuant to Juv. R. 10(A).

COURT TRIAL A case is considered terminated by court trial if judgment is rendered after the first witness is sworn.

CRIMINAL Cases in which a person is charged with violation of a state law or local ordinance other than a traffic law or ordinance. For purposes of tracking the age of the case for these reports, the case begins at arraignment.

DEFAULT Cognovit judgments and default judgments in civil cases.

DEFAULT/UNCONTESTED Domestic relations cases in which there is no responsive pleading filed or the defendant fails to appear in person or through counsel.

DELINQUENCY Juvenile cases filed concerning a delinquent child, as defined by Section 2151.02(A). Probation violations that would not be considered a criminal offense if committed by an adult are not included.

DEPENDENCY, NEGLECT, OR ABUSE Juvenile cases concerning the neglected child, as defined by R.C. 2151.03; the dependent child, as defined by R.C. 2151.04; or the abused child, as defined by R.C. 2151.031.

DISMISSALS Before or after pre-trial conference, but prior to the swearing of the first witness, the case is dismissed by the judge or prosecutor with or without prejudice.

DISMISSAL FOR WANT OF PROSECUTION (CIVIL CASES) OR LACK OF SPEEDY TRIAL (CRIMINAL CASES) Cases dismissed pursuant to R.C. 2945.73 or M.C. Sup. R. 6 for want of prosecution within the prescribed time limits. Note: This termination line was not intended to track criminal cases dismissed for want of prosecution.

DISSOLUTION OF MARRIAGE Domestic relations cases in which a petition for dissolution of marriage has been filed pursuant to R.C. 3105.63, with or without minor children.

DIVERSION OR ARBITRATION Criminal cases where diversion has been granted after arraignment on the indictment or information, but not as a condition of a sentence placing the accused on probation.

In civil cases in which the court has adopted a mandatory arbitration rule, the referral of the case to arbitration does not constitute a termination. A case is reported as terminated by arbitration only after a report and award have been filed by the panel and the period for the filing of an appeal or exception has run.

DOMESTIC VIOLENCE Domestic violence actions filed as separate cases pursuant to R.C. 3113.31. This does not include miscellaneous matters filed in pending cases such as motions to evict.

GUILTY/NO CONTEST PLEA TO REDUCED CHARGE Criminal cases terminated by the acceptance of a plea of guilty or no contest to a reduced charge. The change of plea must occur prior to the swearing of the jury or the swearing of the first witness in a court trial.

JURY TRIAL A case is considered terminated by jury trial if judgment is rendered after the jury is sworn regardless of the outcome of the trial.

MEDIATION/CONCILIATION Domestic relations cases in which a petition for conciliation has been filed or a referral to mediation has been made. Petition or referral seeks to defer further action and prevents or suspends proceedings for divorce, annulment, or alimony.

MOTION FOR PERMANENT CUSTODY Juvenile cases in which a complaint or motion for permanent custody has been filed when custody is contested. This does not include voluntary placements.

OTHER CIVIL CASES Civil cases that are not included within any of the other categories. Ancillary proceedings are not reported as cases.

PARENTAGE Cases brought pursuant to R.C. Chapter 3111., the Uniform Parentage Act. Once paternity is established, the parentage case is considered terminated for reporting purposes.

PERSONAL INJURY Civil cases in which the principal issue is liability for, or the amount of damages to be received for, allegedly tortious conduct resulting in personal injury.

SUPPORT ENFORCEMENT/MODIFICATION Post-decree domestic relations cases in which it is alleged that there has been disobedience of, or resistance to, a lawful judgment of the court requiring the payment of support. A case is reported only once, regardless of the number of pending motions.

TRAFFIC Cases dealing with matters involving traffic offenders. Juveniles, as defined by R.C. 2151.021, and adult traffic cases include any violation of state law or local ordinance arising out of the use of a motor vehicle except those involving OMVI charges.

TRANSFER TO ANOTHER JUDGE OR COURT Cases terminated by virtue of transferring the case from one judge to another judge within the same division of a court by an assignment of the administrative judge or by transferring the case to another court. This action constitutes complete divestment of responsibility by the original judge.

TRIAL BY JUDGE Contested matters terminated as a result of a hearing conducted personally by the judge.

TRIAL BY REFEREE Contested cases settled or dismissed, or in which the accused changes plea after the first witness has been sworn. This category is limited to substantive hearings held by a referee of the court.

UNAVAILABILITY OF ACCUSED FOR TRIAL OR SENTENCING Cases terminated when a defendant is unavailable due to mental status, incarceration on other charges, or flight from custody. The mere failure of the accused to appear at the time the case is set for trial or hearing does not, in itself, authorize termination by reason of unavailability.

UNRULY Juvenile cases concerning unruly children, as defined by R.C. 2151.022.

URESA Cases brought pursuant to R.C. Chapter 3115., the Uniform Reciprocal Enforcement of Support Act, that are handled by the domestic relations or juvenile divisions, including cases initiated in Ohio and cases in which Ohio is the responding state.

VISITATION ENFORCEMENT/MODIFICATION Post-decree domestic relations cases in which it is alleged there has been disobedience of, or resistance to, lawful judgment of the court relative to child visitation rights. A case is listed only once, regardless of the number of pending motions.

VOLUNTARY DISMISSAL Voluntary withdrawal of a pending domestic relations action, for any reason, by the person who originally filed the cause or action.

WORKERS' COMPENSATION Appeals filed under R.C. 4123.519, including noncompliance actions by the state for recovery of benefits or of premiums, and mandamus actions arising from claims or awards.

MUNICIPAL AND COUNTY COURTS ONLY:

DEFINITIONS FOR COMMON PLEAS COURTS APPLY TO MUNICIPAL AND COUNTY COURTS WITH THE FOLLOWING ADDITIONS:

F.E.D. (Forcible Entry and Detainer) A summary proceeding initiated under R.C. Chapter 1923. or 5321. for restoring possession of real property to one who is wrongfully kept out or has been wrongfully deprived of possession.

FELONY A felony is defined by R.C. 2901.02 and Crim. R. 2 as an offense specifically classified as a felony, regardless of penalty, or an offense in which imprisonment for more than one year can be imposed. When transferred to the Common Pleas court, these cases will be reported as criminal cases by the receiving court.

MISDEMEANORS A misdemeanor is defined by R.C. 2901.02 and Crim. R. 2 as an offense specifically classified as a misdemeanor, or an offense in which imprisonment for not more than one year can be imposed. While traffic offenses fall within this definition, they are reported as OMVI or other traffic offenses (see below) and not as misdemeanors.

OMVI (Operating a Motor Vehicle while Intoxicated). Cases that include a violation of R.C. 4511.19 or of any local ordinance that prohibits operating a motor vehicle while under the influence of alcohol or any drug of abuse.

OTHER TRAFFIC A misdemeanor charged under a statute or an ordinance arising out of the use of any type of vehicle that is generally used on the roads of the state, except an OMVI offense. Parking violations are not included in this category or anywhere else in this Summary.

SMALL CLAIMS Civil actions brought under R.C. Chapter 1925. for the recovery of small debts and accounts, not exceeding two thousand dollars, exclusive of interest and costs.

TRANSFER This category includes cases bound over to a grand jury as a result of waiver of a preliminary hearing, small claims cases transferred to the regular civil docket, and cases transferred to the individual docket of a judge under M.C. Sup. R. 3(B)(2).

TRIAL/HEARING BY JUDGE Felony cases bound over to a grand jury as a result of a preliminary hearing and other cases terminated in particular sessions by a judge.

VIOLATIONS BUREAU This termination type includes misdemeanor and other traffic cases terminated by payment of a fine at a Traffic Violations Bureau.