

OHIO
COURTS
SUMMARY
1991

143759

OHIO COURTS SUMMARY

1991

THE SUPREME COURT OF OHIO

Chief Justice Thomas J. Moyer

Justice A. William Sweeney

Justice Robert E. Holmes

Justice Andy Douglas

Justice Craig Wright

Justice Herbert R. Brown

Justice Alice Robie Resnick

**Stephan W. Stover
Administrative Director**

**Supreme Court of Ohio
30 East Broad Street
Columbus, Ohio 43266-0419**

OHIO COURTS SUMMARY STAFF

STATISTICS OFFICER.....	DOUGLAS R. STEPHENS
SECRETARY.....	SUSAN P. FOOR
DATA ENTRY.....	JACKIE M. CROWLEY
REPORT PRODUCTION AND GRAPHICS.....	DOUGLAS R. STEPHENS
COMPUTER PROGRAM DEVELOPMENT.....	SCOTT SNOKE

143759

**U.S. Department of Justice
National Institute of Justice**

This document has been reproduced exactly as received from the person or organization originating it. Points of view or opinions stated in this document are those of the authors and do not necessarily represent the official position or policies of the National Institute of Justice.

Permission to reproduce this copyrighted material has been granted by
Supreme Court of Ohio

to the National Criminal Justice Reference Service (NCJRS).

Further reproduction outside of the NCJRS system requires permission of the copyright owner.

The Supreme Court of Ohio


The Supreme Court of Ohio is pleased to issue the 35th annual Ohio Courts Summary, a statistical report of the activities of the Ohio court system, including the Supreme Court Annual Report.

The 1991 Summary reports that a total of 3,137,022 new cases were filed in Ohio courts; 2,576 in the Supreme Court; 11,031 in the courts of appeals; 616,662 in the courts of common pleas; 2,217,625 in the municipal courts; 287,776 in the county courts, and 1,352 in the Ohio Court of Claims.

A period of transition in the Ohio courts continued through 1991. New Rules of Superintendence adopted in 1989 have improved the case management procedures in the courts, which have resulted in more meaningful case statistics. A revised Rules of Superintendence Implementation Manual distributed in 1991 includes comments and instructions along with the current rules. An annual physical case inventory requirement and a local case management rule were two new rules of superintendence that took effect in 1991.

The Ohio Courts Summary will be useful to the judges, lawyers, court personnel, and others involved in Ohio's judicial system. Additionally, the Summary will keep the citizens of Ohio informed as to how the judicial system is serving them.

This report is a reflection of the dedication of our judges and court personnel. We appreciate their participation in the preparation of this report. Together, we will continue to maintain excellence in the administration of justice in Ohio.



THOMAS J. MOYER
Chief Justice
Supreme Court of Ohio

TABLE OF CONTENTS

	<u>Page</u>
 SECTION A - DESCRIPTIONS OF OHIO COURTS	
Structure of the Ohio Judicial System.....	1A
Supreme Court of Ohio	2A
Courts of Appeals.....	4A
Appellate District Map.....	5A
Court of Claims.....	6A
Courts of Common Pleas	7A
Jurisdictional Distribution	9A
Municipal and County Courts	10A
Mayor's Courts.....	11A
All Ohio Courts Total New Cases Filed 1987-1991.....	12A
 SECTION B - SUPREME COURT OF OHIO; 1991 ANNUAL REPORT	
Introduction.....	1B
Key Issues and Events of 1991.....	2B
Supreme Court Caseload Statistics.....	8B
Rules Amended or Adopted in 1991.....	8B
Supreme Court Activities.....	10B
Supreme Court Standing Committees and Offices.....	12B
Supreme Court Special Committees.....	16B
Statutory Committees.....	18B
Office of the Administrative Director.....	19B
 SECTION C - COURTS OF APPEALS	
Overall Caseloads.....	1C
New Cases Filed Comparison (graph).....	2C
Statewide New Cases Filed and Total Terminations Comparison (graph).....	3C
Criminal Appeals	4C
Civil Appeals.....	5C
Domestic Relations, Juvenile, & Probate Appeals.....	6C
Miscellaneous Matters.....	7C
Average New Cases Filed Per Judge (graph).....	8C
 SECTION D - COURT OF CLAIMS	
Overall Caseloads (Including Victims of Crime Claims)	1D

TABLE OF CONTENTS continued

SECTION E - COURTS OF COMMON PLEAS

General Division

Composite Report Form for Entire State.....	1E
New Cases Filed Comparison (graph).....	2E
Overall Caseloads.....	3E
Professional Tort.....	5E
Product Liability.....	9E
Other Torts.....	13E
Workers' Compensation.....	17E
Foreclosures.....	21E
Administrative Appeal.....	25E
Complex Litigation.....	29E
Other Civil.....	33E
Criminal.....	37E

SECTION F - COURTS OF COMMON PLEAS

Domestic Relations Division

Composite Report Form for Entire State.....	1F
Statewide New Cases Filed and Total Terminations Comparison (graph).....	2F
Overall Caseloads.....	3F

SECTION G - COURTS OF COMMON PLEAS

Probate Division

Overall Caseloads.....	1G
Statewide New Cases Filed and Total Terminations Comparison (graph).....	3G
Decedents' Estates and Wrongful Death.....	4G
Guardianships.....	6G
Conservatorships, Testamentary Trusts, and Civil Actions.....	8G
Miscellaneous Activities.....	10G

SECTION H - COURTS OF COMMON PLEAS

Juvenile Division

Composite Report Form for Entire State.....	1H
Overall Caseloads.....	2H
Statewide New Cases Filed and Total Terminations Comparison (graph).....	4H

TABLE OF CONTENTS continued

SECTION I - MUNICIPAL COURTS

Composite Administrative Judge Report Form for Entire State.....	1I
Composite Individual Judge Report Form for Entire State.....	2I
Overall caseloads.....	3I
Felonies.....	5I
Statewide New Cases filed and Total Terminations Comparison (graph).....	9I
Misdemeanors.....	10I
Statewide New Cases filed and Total Terminations Comparison (graph).....	14I
O.M.V.I.....	15I
Statewide New Cases filed and Total Terminations Comparison (graph).....	19I
Other Traffic.....	20I
Statewide New Cases filed and Total Terminations Comparison (graph).....	24I
Personal Injury and Property Damage.....	25I
Statewide New Cases filed and Total Terminations Comparison (graph).....	29I
Contracts.....	30I
Statewide New Cases filed and Total Terminations Comparison (graph).....	34I
F.E.D.....	35I
Statewide New Cases filed and Total Terminations Comparison (graph).....	39I
Other Civil.....	40I
Statewide New Cases filed and Total Terminations Comparison (graph).....	44I
Small Claims.....	45I
Statewide New Cases filed and Total Terminations Comparison (graph).....	49I

SECTION J - COUNTY COURTS

Composite Administrative Judge Report Form for Entire State.....	1J
Composite Individual Judge Report Form for Entire State.....	2J
Overall Caseloads.....	3J
Felonies.....	4J
Statewide New Cases filed and Total Terminations Comparison (graph).....	6J

TABLE OF CONTENTS continued

Misdemeanors.....	7J
Statewide New Cases filed and Total Terminations Comparison (graph).....	9J
O.M.V.I.....	10J
Statewide New Cases filed and Total Terminations Comparison (graph).....	12J
Other Traffic.....	13J
Statewide New Cases filed and Total Terminations Comparison (graph).....	15J
Personal Injury and Property Damage.....	16J
Statewide New Cases filed and Total Terminations Comparison (graph).....	18J
Contracts.....	19J
Statewide New Cases filed and Total Terminations Comparison (graph).....	21J
F.E.D.....	22J
Statewide New Cases filed and Total Terminations Comparison (graph).....	24J
Other Civil.....	25J
Statewide New Cases filed and Total Terminations Comparison (graph).....	27J
Small Claims.....	28J
Statewide New Cases filed and Total Terminations Comparison (graph).....	30J

SECTION K - DEFINITIONS

Courts of Common Pleas, Municipal and County Courts	1K
Municipal and County Courts Only	4K

SECTION A

**DESCRIPTIONS
OF
OHIO COURTS**

STRUCTURE OF THE OHIO JUDICIAL SYSTEM

SUPREME COURT
 Chief Justice and Six Justices

Original jurisdiction in select cases; court of last resort on state constitutional questions and questions of public or great general interest; appeals from Board of Tax Appeals and Public Utilities Commission

COURTS OF APPEALS
 12 Courts, 65 Judges
 Three judge panels

Original jurisdiction in select cases; appellate review of judgments of Common Pleas, Municipal, and County Courts; appeals from Board of Tax Appeals

COURTS OF COMMON PLEAS
 88 Courts, 355 Judges

<u>Probate Division</u>	<u>General Division</u>	<u>Domestic Relations Division</u>	<u>Juvenile Division</u>
Probate, adoption, and mental illness cases	Civil and criminal cases; appeals from most administrative agencies	Divorces and dissolutions; support and custody of children	Offenses involving minors; paternity actions

MUNICIPAL COURTS
 117 Courts, 198 Judges

Misdemeanor offenses; traffic cases; civil actions up to \$10,000

COUNTY COURTS
 50 Courts, 60 Judges

Misdemeanor offenses; traffic cases; civil actions up to \$3,000

COURT OF CLAIMS
 Judges assigned by Supreme Court

All suits against the state for personal injury, property damage, contract, and wrongful death; compensation for victims of crime. Three judge panels if requested

MAYORS COURTS
 Approximately 500 Mayors

Misdemeanor offenses; traffic cases

SUPREME COURT OF OHIO

The Supreme Court of Ohio is established by Article IV, Section 1 of the Ohio Constitution, which provides that: "The judicial power of the state is vested in a supreme court, courts of appeals, courts of common pleas and divisions thereof, and such other courts inferior to the supreme court as may from time to time be established by law."

Article IV, Section 2 of the Constitution sets the size of the court at seven, a chief justice and six justices, and outlines the jurisdiction of the Court.

The Supreme Court is the court of last resort on questions of Ohio law and the Ohio Constitution. Most of its cases are appeals from the twelve district courts of appeals. The Court may grant leave to appeal criminal cases from the courts of appeals and may direct a court of appeals to send cases ("certify the record") that are found to be "of public or great general interest."

The Supreme Court is required to accept appeals of cases that originated in a court of appeals, cases in which the death penalty was imposed, cases involving an interpretation of the United States Constitution or the Ohio Constitution, and cases in which a court of appeals opinion conflicts with a decision from another court of appeals. The Supreme Court also must accept appeals from the Board of Tax Appeals and the Public Utilities Commission.

The Supreme Court has original jurisdiction for certain special remedies that permit a person to file an action directly in the Supreme Court. These extraordinary remedies include writs of habeas corpus (involving the release of persons allegedly unlawfully imprisoned or committed), writs of mandamus (ordering a public official to perform a required act), writs of procedendo (ordering a lower court to proceed to judgment), writs of prohibition (ordering a judicial or quasi-judicial officer to cease an unlawful act), and writs of quo warranto (alleging usurpation, misuse, or abuse of public office or corporate office or franchise).

The Supreme Court also may grant leave to appeal in cases involving contested elections. This is the only instance in which an appeal may be taken directly from the court of common pleas to the Supreme Court, bypassing the court of appeals.

The Supreme Court adopts rules governing practice and procedure in Ohio's courts, which must be filed with the General Assembly. These rules become effective unless both houses of the General Assembly adopt a concurrent resolution of disapproval. The Supreme Court also exercises general superintendence over all state courts through its rule-making authority. The rules of superintendence set minimum standards for court administration. Unlike procedural rules, rules of superintendence do not have to be submitted to the General Assembly.

The Supreme Court is responsible for the admission of attorneys to the practice of law in Ohio and has authority for the discipline of judges and attorneys for violation of their respective codes of conduct. The Court also has responsibility for complaints alleging the unauthorized practice of law.

The Chief Justice has the authority to assign judges to courts for temporary duty when the court has an unusually heavy volume of cases; a judge has been removed from a case because of bias, prejudice, or interest; or a judge has removed himself or herself from a particular case.

The Chief Justice and six justices are elected in even-numbered years to six-year terms on a nonpartisan ballot. A person must be an attorney with at least six years of experience in the practice of law to be elected or appointed to the Supreme Court. The Governor makes appointments to fill vacancies on the Supreme Court that occur between elections.

COURTS OF APPEALS

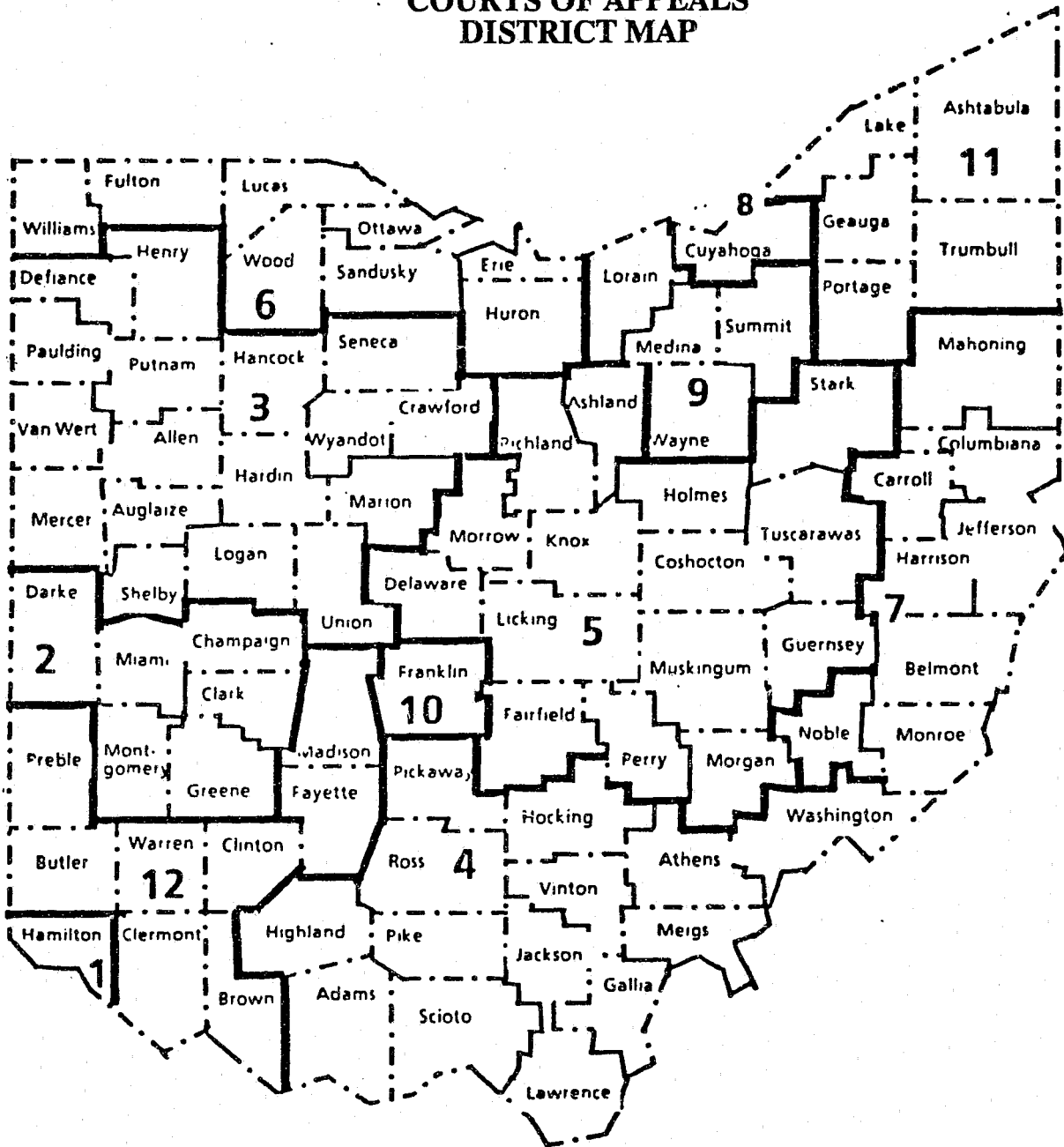
The courts of appeals are established by Article IV, Section 1 of the Ohio Constitution, and their jurisdiction is outlined in Article IV, Section 3. As intermediate level appellate courts, their primary function is to hear appeals from the common pleas, municipal, and county courts. Each case is heard and decided by a three-judge panel.

The state is divided into twelve appellate districts by Article IV, Section 3 of the Ohio Constitution and section 2501.01 of the Revised Code. Each district is served by a court of appeals that sits in each of the counties in that district. The number of judges in each district depends on a variety of factors, including the court's caseload and the size of the district. The number of judges in each district varies from three to twelve.

In addition to appellate jurisdiction, the courts of appeals have original jurisdiction, as does the Supreme Court, to hear applications for writs of habeas corpus, mandamus, procedendo, prohibition, and quo warranto. The Tenth District Court of Appeals in Franklin County also hears appeals from the Court of Claims.

In 1991, there were 65 court of appeals judges. Court of appeals judges are elected in even-numbered years to six-year terms on a nonpartisan ballot. Appellate judges must be attorneys with at least six years of experience in the practice of law. The Governor makes appointments to fill vacancies in courts of appeals that occur between elections.

COURTS OF APPEALS DISTRICT MAP



NUMBER OF JUDGES IN EACH APPELLATE DISTRICT IN 1991:

First District	6	Seventh District	3
Second District	5	Eighth District	12
Third District	4	Ninth District	5
Fourth District	4	Tenth District	8
Fifth District	5	Eleventh District	4
Sixth District	5	Twelfth District	4

THE COURT OF CLAIMS

The Court of Claims, created by the General Assembly in 1975 by Chapter 2743. of the Revised Code, is the only statutory court in Ohio with statewide jurisdiction. The Court of Claims has exclusive jurisdiction in all civil actions against the State of Ohio, and has jurisdiction to administer claims for compensation from victims of crime. Judges of the Court of Claims must be incumbent or retired justices or judges of the Supreme Court, courts of appeals, or courts of common pleas, and sit by temporary assignment of the Chief Justice of the Supreme Court.

COURTS OF COMMON PLEAS

The courts of common pleas, the only trial courts created by the Ohio Constitution, are established by Article IV, Section 1 of the Constitution. The jurisdiction of courts of common pleas is outlined in Article IV, Section 4.

There is a court of common pleas in each of the 88 counties. Courts of common pleas have original jurisdiction in all criminal felony cases and all civil cases in which the amount in controversy exceeds \$500. Courts of common pleas have appellate jurisdiction over the decisions of some state administrative agencies.

Most courts of common pleas have specialized divisions created by statute to decide cases involving juveniles, probate matters, and domestic relations matters. Only seven counties have courts of common pleas with no specialized divisions: Adams, Harrison, Henry, Morgan, Morrow, Noble, and Wyandot counties.

Domestic Relations Division

The domestic relations divisions of the courts of common pleas exist in most counties together with another division. However, Butler, Clermont, Cuyahoga, Greene, Hamilton, Lake, Licking, Lucas, Mahoning, Montgomery, Portage, Summit, and Warren counties have separate domestic relations divisions. All domestic relations divisions have jurisdiction over proceedings involving divorce or dissolution of marriage, annulment, separation, spousal support, child support, and visitation, and the allocation of parental rights and responsibilities for the care of minor children.

Probate Division

The Ohio Constitution of 1851 provided that probate courts were to be established as separate independent courts with jurisdiction over the probate of wills and supervision of the administration of estates and guardianships. In 1968, under the Modern Courts Amendment of the Ohio Constitution, the probate courts became divisions of the courts of common pleas. Probate divisions also have jurisdiction over the issuance of marriage licenses, adoption proceedings, determination of sanity or mental competence, and certain eminent domain proceedings.

Juvenile Division

Juvenile divisions are branches of either the probate or domestic relations division of courts of common pleas in all counties except Butler, Cuyahoga, Hamilton, Lake, Lucas, Mahoning, Montgomery, and Summit counties, in which there are separate juvenile divisions of the court of common pleas.

Juvenile divisions hear cases involving persons under eighteen years of age, and cases dealing with unruly, abused, dependent, and neglected children. Juvenile courts also have jurisdiction in adult cases involving paternity, child abuse, nonsupport, contributing to the delinquency of minors, and the failure to send children to school.

In 1991, there were 355 common pleas judges in Ohio. Of these, 130 had general jurisdiction only; 88 had general and domestic relations jurisdiction; seven had general jurisdiction plus domestic relations, probate and juvenile; 21 had domestic relations jurisdiction only; 12 had domestic relations and juvenile jurisdiction; 15 had juvenile jurisdiction only; 15 had probate jurisdiction only, and 67 had probate and juvenile jurisdiction.

Common pleas judges are elected to six-year terms on a nonpartisan ballot. A person must be an attorney with at least six years of experience in the practice of law to be elected or appointed as a common pleas judge. The Governor makes appointments to fill vacancies in courts of common pleas that occur between elections.

JURISDICTIONAL DISTRIBUTION

	<u>NUMBER OF COUNTIES</u>	<u>NUMBER OF JUDGES</u>
General Division Only	18	130
Domestic Relations Only	12	21
Probate Only	14	15
Juvenile Only	8	15
General and Domestic Relations	63	88
Domestic Relations and Juvenile	6	12
Juvenile and Probate	67	67
General, Domestic Relations, Probate and Juvenile	7	7
		<u>355</u>

MUNICIPAL AND COUNTY COURTS

Municipal and county courts are created by the General Assembly in Chapters 1901. and 1907. respectively of the Revised Code. The territorial jurisdiction of municipal courts is established by statute; county courts serve areas of a county that are not served by a municipal court.

The subject matter jurisdiction of municipal and county courts is nearly identical. Both municipal and county courts have the authority to conduct preliminary hearings in felony cases and jurisdiction over misdemeanors. These courts also have limited civil jurisdiction. The municipal courts may handle civil cases in which the amount in controversy does not exceed \$10,000; county courts may handle civil cases where the amount in controversy does not exceed \$3,000.

When justices of the peace were eliminated by Ohio law, municipal and county courts assumed their duties. Therefore, municipal and county court judges are the only judges, other than probate judges, who may perform marriages.

In 1991, there were 117 municipal courts with a total of 198 judges, and 50 county courts with a total of 60 judges. Municipal court judges are elected to six-year terms on a nonpartisan ballot and serve either full- or part-time, depending on the caseload and size of the district. Municipal court judges may have jurisdiction in one or more municipalities, in adjacent townships, or throughout the entire county. A county court judge is elected to a six-year term on a nonpartisan ballot. All county court judges serve part-time.

Municipal court judges must be attorneys with at least six years experience in the practice of law. County court judges must be attorneys with at least two years experience in the practice of law. The Governor makes appointments to fill vacancies in municipal and county courts that occur between elections.

MAYOR'S COURTS

Mayor's courts are statutory courts created pursuant to Chapter 1905. of the Revised Code. Mayor's courts have jurisdiction to hear any prosecutions for the violation of an ordinance of the municipal corporation, the violation of a vehicle parking or standing ordinance of the municipal corporation unless the violation is required to be handled by a parking violations bureau, and violations occurring on a state highway located within the boundaries of the municipal corporation. The jurisdiction of a mayor's court over drug or alcohol related traffic offenses is limited to first time violations.

The elected or appointed mayor of a municipal corporation has authority to act as the presiding officer of the municipal corporation's mayor's court or, pursuant to section 1905.05 of the Revised Code, may appoint a mayor's court magistrate to preside. In addition, the Mayor's Court Education and Procedure Rules, adopted by the Supreme Court pursuant to sections 1905.03 and 1905.031 of the Revised Code, require mayors who operate a mayor's court to comply with annual educational requirements.

Determinations of a mayor's court may be appealed to the appropriate municipal or county court. An appeal proceeds as a new trial in the municipal or county court.

In 1991, there were approximately 500 mayor's courts.

Mayor's courts are not governed by rules of superintendence adopted by the Supreme Court and, therefore, are not required to file case activity reports.

TOTAL NEW CASES FILED

1987-1991

**ALL OHIO COURTS
TOTAL NEW CASES FILED
1987 - 1991**

<u>COURT</u>	<u>1987</u>	<u>1988</u>	<u>1989</u>	<u>1990</u>	<u>1991</u>
SUPREME COURT	2,272	2,273	2,224	2,557	2,576
COURTS OF APPEALS	9,983	10,005	10,771	10,721	11,031
COURT OF CLAIMS	1,193	1,527	1,415	1,072	1,352
COURTS OF COMMON PLEAS					
GENERAL DIVISION	122,136	126,697	136,830	145,965	153,277
DOMESTIC RELATIONS DIVISION	134,926	129,904	130,869	105,273	99,871
PROBATE DIVISION	97,992	97,798	96,532	94,153	95,387
JUVENILE DIVISION	240,222	252,330	264,891	262,081	268,127
MUNICIPAL COURTS	2,142,742	2,220,500	2,230,822	2,247,716	2,217,625
COUNTY COURTS	292,530	286,274	290,233	268,830	287,776
<hr/>					
STATEWIDE	3,043,996	3,127,308	3,164,587	3,138,368	3,137,022

SECTION B

SUPREME COURT OF OHIO

1991 ANNUAL REPORT

THE SUPREME COURT OF OHIO

ANNUAL REPORT

1991

**Thomas J. Moyer
Chief Justice**

**A. William Sweeney
Robert E. Holmes
Andy Douglas
Craig Wright
Herbert R. Brown
Alice Robie Resnick
Justices**

The Supreme Court of Ohio
30 East Broad Street, Third Floor
Columbus, Ohio 43266-0419

(614) 466-3456
(800) 826-9010

Stephan W. Stover
Keith T. Bartlett
Richard A. Dove
Ruth Ann Elmer
Harry Franken
Paul S. Fu
James R. Jump
Walter S. Kobalka
Diane C. Lahm
Marcia J. Mengel
Edward J. Nyhan
M. K. Rinehart
Laurence B. Stone

Administrative Director
Assistant Administrative Director
Associate Director for Legal and Legislative Services
Associate Director for Court Services
Communications Director
Librarian
Counsel to the Court
Reporter
Secretary, Commission on Continuing Legal Education
Clerk
Manager, Office of Court Technology and Services
Fiscal Officer
Executive Director, Judicial College

THE SUPREME COURT OF OHIO

ANNUAL REPORT

1991

INTRODUCTION

For the Supreme Court of Ohio, 1991 was a year marked by challenges, accomplishments, and solid progress:

1. A record 2,576 new cases filed in the Supreme Court;
2. The nation's first statewide live broadcast of Supreme Court oral arguments;
3. Continuation of the war against drugs, including participation of an Ohio team at the National Conference on Substance Abuse and the Courts, chaired by Chief Justice Thomas J. Moyer;
4. An important statewide initiative in court case management and delay reduction;
5. A new, competitively bid contract to publish the Ohio Official Reports;
6. Continuation of innovative programs in dispute resolution and court technology;
7. Consideration of 29 proposals to amend or adopt Supreme Court rules and other rules of practice and procedure for Ohio courts;
8. A second statewide Bench-Bar Conference featuring a keynote address by United States Supreme Court Justice John Paul Stevens;
9. Significant activity by ten standing committees and offices, seven special committees, and three committees and commissions created as a result of legislation.

KEY ISSUES AND EVENTS OF 1991

The statistics for Ohio courts over the last five years reflect continued increases in case filings, with more than three million new cases filed each year. This is an average of more than 4,000 new filings for each judge, nearly 400 more cases per judge than were filed in 1980. Overall, including pending cases and reactivated cases, more than four million cases were before the courts of Ohio last year.

The ability of the Ohio judiciary to manage ever-increasing caseloads is impressive considering the fact that the total budgets of the Supreme Court, Judiciary, Court of Claims, and Judicial Conference make up only one-half of one per cent of the total state budget, and court budgets make up only 2.4 per cent of county budgets statewide.

The Supreme Court has assisted the trial and appellate courts in operating more efficiently in an attempt to absorb the increasing caseloads with a minimum of resources. For example, the Supreme Court adopted a requirement that each court develop and implement a case management program to assist in the timely consideration and disposition of cases. There have been major strides in moving courts toward the twenty-first century with appropriate, cost-effective use of technology, including prototype case management software and an interactive information network.

Another issue receiving special attention has been dispute resolution, which helps to preserve the time and resources of judges for matters that cannot be resolved in a forum other than the courtroom. The Court has also placed continuing emphasis on the use of education to improve court operations and the quality of service to the public.

Case Management and Delay Reduction Initiatives

Twenty years ago, under the leadership of Chief Justice C. William O'Neill, Ohio was the first state in the nation to undertake a comprehensive program to manage caseloads and reduce delay. Ohio continues to be a leader in case management.

Based on a recommendation from the Supreme Court Committee to Study the Impact of Substance Abuse on the Courts, the Court adopted a requirement that each court develop its own case management plan by July 1, 1991. The Court recognized that the process may be as important as the product, because

the development of a case management plan requires each court to examine, evaluate, and improve the process by which it manages its caseload.

The Court also required every court to conduct a physical case inventory of all pending cases by September 1, 1991, and annually thereafter, which will provide greater consistency of application of the rules regarding statistical reporting and more accurate and meaningful caseload statistics. The improved statistics also will permit the Supreme Court to provide greater assistance to the trial and appellate courts, particularly in the utilization of resources.

At year's end, the Court announced a two-part effort, funded by grants from the Governor's Office of Criminal Justice Services, to improve case management and reduce delay in courts using education and direct technical assistance. A \$123,000 grant will permit the Judicial College to present 15 regional conferences on caseflow management and delay reduction, including: 1) basic and advanced caseflow management; 2) substance abuse; 3) adult probation; 4) felony sentencing alternatives; and 5) misdemeanor sentencing alternatives. A \$118,000 grant for technical assistance related to court delay reduction will permit the Court to: 1) establish pilot and permanent court delay reduction projects; 2) establish a clearinghouse for information on court delay reduction; 3) provide consulting services and technical assistance to courts; and 4) support travel and tuition to courses on delay reduction.

Court Technology

One way to better manage limited resources is through technology. The Court continued its efforts to bring the benefits of technology to all courts in Ohio.

The Ohio Supreme Court Computer-Assisted Recordkeeping (OSCAR) system, now in its second generation, is the prototype personal computer case management software developed by the Supreme Court Office of Court Technology and Services. It has been distributed to more than 60 courts and training has been made available. OSCAR assists courts in tracking and scheduling pending cases and organizing caseload data for the monthly statistics reports.

The Ohio Supreme Court Administrative Network (OSCAN) permits electronic communication with the Supreme Court and among participating courts, including electronic mail and group conferencing. OSCAN makes available the

Supreme Court announcement lists, calendar, case summaries, press releases, and the status of rule proposals.

The Supreme Court and Department of Youth Services continued their joint Juvenile Data Network project to develop computer software that will assist juvenile courts of all sizes in automating information processing and the collection and analysis of juvenile court data statewide.

The Supreme Court also unveiled a plan to provide funding and purchasing assistance for computerization of trial and appellate courts. The Court recommended legislation to permit current filing fees assessed for computerized legal research to be used to purchase computer hardware and software. In addition, the judiciary is participating in Ohio's Cooperative Purchasing Program, which offers local governments the opportunity to purchase certain items, including computer hardware, at substantial discounts.

For the first time, the Judiciary budget includes a specific appropriation for computerization. Funds appropriated for Project Benchmark have enabled the Supreme Court to begin development of a comprehensive effort to link the courts, clerks, and other components of the judicial system into an information network.

As a result of the success of the nation's first statewide Court Technology Conference, sponsored by the Supreme Court in 1990, the second conference is scheduled for October 1992.

Dispute Resolution

Ohio has become a leader in the search for methods to reduce the need for litigation by resolving disputes in alternative ways.

The Supreme Court, the Ohio Judicial Conference, the County Commissioners Association of Ohio, and the Ohio Municipal League reinstated a program to mediate disputes between courts and local legislative authorities, particularly with respect to budgets. Under the program, teams of judges and county commissioners or city council members have been trained in mediation principles to work with their peers to resolve disputes.

The Supreme Court Committee on Dispute Resolution submitted a preliminary report to the Court that outlines a number of pilot projects conducted by the

Committee. The Municipal Courts Mediation Project for small- and medium-sized courts was established in Zanesville, Cambridge, Marietta, and Lancaster. Settlement rates among the four programs ranged from 80 to 93 per cent. The Committee plans to establish four additional programs in the second phase of the project and prepare an implementation and training manual for local courts.

The Committee worked closely with the Ohio Commission on Dispute Resolution and Conflict Management. The Court supported continued funding of the Commission through 1993, and assisted the Commission in hosting a conference sponsored by the National Institute of Dispute Resolution for states desiring to establish a statewide commission.

Programs funded by grants from the Commission on Dispute Resolution and Conflict Management, and the amount of the grant, are: 1) the model municipal court mediation project discussed above, \$60,000; 2) a child support, custody, and visitation mediation model in Summit County, \$23,000; 3) a model program for mediation of juvenile assault in Montgomery County, \$19,000; and 4) a program training attorneys in settlement week and early neutral evaluation concepts, \$20,000.

Education

In his September State of the Judiciary address to the Ohio Judicial Conference, Chief Justice Moyer stated that education is the fastest, most efficient way to effect positive change in our court system and make judges and court personnel aware of new ideas. Since 1987, the Court has placed great emphasis on education and training for judges, referees, and court personnel and on educating the public, particularly students, about the role of the judiciary.

The year 1991 saw the nation's first statewide live broadcast of Supreme Court oral arguments. The historic broadcast, co-sponsored by the Media Law and Law-Related Education Committees of the Ohio State Bar Association, was carried on public television stations statewide. There was also a conference for high school teachers, which included information on the judicial system, briefings on the facts of the case to be broadcast, and pre- and post-broadcast classroom discussions; written materials for students and a resource manual for teachers; and four videotapes for classroom use that explained the Ohio judicial system and the case.

The Court also received the Ohio State Bar Foundation Ritter Award for its off-site court program. Since 1987, the Court has held oral argument in 19 Ohio counties for the purpose of educating high school students about the judicial system. See page 11.

Other Supreme Court education activities are outlined on pages 11, 20, and 21.

Grants

In order to maximize the use of state general revenue funds, the Court has aggressively sought and received grants from a variety of sources. In the past two years, the Court has been awarded nearly \$550,000 in state and federal grants.

The Court received two grants of more than \$243,000 from the Governor's Office of Criminal Justice Services under the Federal System Improvement and Delay Reduction Act of 1990; the projects are described in greater detail on page 3.

The Supreme Court Committee on Dispute Resolution received and administered four grants totaling \$122,000 from the Commission on Dispute Resolution and Conflict Management; the projects are described on page 5.

The Judicial College received four grants totaling \$88,553: a \$15,000 grant from the Ohio Department of Highway Safety to support a course on driving under the influence; and three grants from the federal State Justice Institute, two totaling \$58,553 to support a teleconferencing project for referees, and \$15,000 for a faculty development workshop for judges and referees.

The Supreme Court also received a \$50,000 grant from the State Justice Institute to test trial court performance standards. The project is outlined on page 21. The Office of Court Technology and Services was awarded a \$43,857 grant from the Governor's Office of Criminal Justice Services to develop the Juvenile Data Network described on page 4.

The Court has also supported grant proposals developed by trial and appellate courts.

Budget Issues and Cost-Saving Measures

In February and March, the Chief Justice, recognizing that declining state revenues would make it difficult to meet appropriations for the fiscal year 1991, reduced the budgets for the Supreme Court and components of the judicial system by more than two per cent, or more than \$1 million, for the duration of the fiscal year. The Chief Justice also reduced the initial Supreme Court request by 6.1 per cent for fiscal year 1992 and 1.3 per cent for fiscal year 1993, and the request from the courts of appeals and the Judiciary budget by 11.8 per cent for fiscal year 1992 and 6.9 per cent for fiscal year 1993 prior to submission to the General Assembly.

In addition, the Court, as a result of competitive bidding, awarded the contract for state judges' liability insurance coverage to two Ohio firms at a savings of nearly 22 per cent, or \$113,032, compared to the 1990 premium.

Publication Contract for Ohio Official Reports

West Publishing Company is the new publisher of the Ohio Official Reports, effective July 1, 1991. The contract, which is the first ever competitively bid, doubles the number of pages published per year and reduces the cost to subscribers. The total number of pages published per year has been increased to more than 8,000 compared to an average of 4,000 pages in recent years. The number of published court of appeals opinions will double and the number of published trial court opinions will quintuple in the first year of the contract.

Response to the Drug Crisis

Chief Justice Moyer chaired the National Conference on Substance Abuse and the Courts, sponsored by the Conference of Chief Justices, the Conference of State Court Administrators, the State Justice Institute, and the Bureau of Justice Assistance. The Conference brought together representatives of the disciplines with which courts must interact on drug-related cases. The goal of the Conference was to develop models for state court systems to create better communication and more effective coordination of those efforts. The Ohio team, led by the Chief Justice, included the Director of the Ohio Department of Alcohol and Drug Addiction Services, the Director of the Ohio Department of Youth Services, the Director of the Ohio Department of Rehabilitation and Correction, the Superintendent of Public Instruction, the President of the Ohio

Common Pleas Judges Association, the State Public Defender, the President of the Ohio Prosecuting Attorneys Association, and the President of the Ohio Fraternal Order of Police. Follow-up meetings are scheduled in early 1992.

SUPREME COURT CASELOAD STATISTICS

A record 2,576 cases were filed in the Supreme Court in 1991, including 303 original actions, 3 federal court certifications of state law questions, 72 disciplinary matters, 14 admissions matters, and 2,184 appeals, as follows: 1,338 motions to certify the record, 646 motions for leave to appeal, 124 direct appeals, 32 certified conflicts, 23 appeals from the Board of Tax Appeals, 11 appeals from the Public Utilities Commission, 1 appeal from the Power Siting Board, and 9 death penalty cases.

For additional statistical information, see Appendices A through E.

RULES AMENDED OR ADOPTED IN 1991

In 1991, the Supreme Court considered 29 proposals to amend or adopt Court rules and rules of practice and procedure for Ohio courts. The full text of proposed and final rule amendments are published in the Ohio Official Reports Advance Sheets and the Ohio State Bar Association Report; the publication and effective dates are listed in Appendix F.

Rules of Practice and Procedure

Pursuant to Article IV, Section 5(B) of the Ohio Constitution, the Supreme Court submitted to the General Assembly amendments to the Rules of Appellate Procedure, Rules of Civil Procedure, Rules of Criminal Procedure, Rules of Evidence, Rules of Juvenile Procedure, and Rules of the Court of Claims. The amendments included provisions addressing the facsimile filing of documents; service by publication in domestic relations actions; admissibility of pleas and offers of pleas in criminal cases; competency of a spouse to testify against the other spouse in a criminal action; competency of experts to testify in civil actions brought against doctors, podiatrists, or hospitals; proof of bias; and application of the hearsay rule to statements made by the victim in a child abuse case.

The General Assembly conducted hearings on the proposed rules, but took no further action. The rules became effective July 1, 1991.

Mayor's Court Education and Procedure Rules

Based on recommendations from the Mayor's Court Education and Procedures Standards Advisory Committee, the Supreme Court adopted the Mayor's Court Education and Procedures Rules. The rules, which were adopted pursuant to a request from the General Assembly, prescribe education requirements for mayors who conduct mayor's courts and facility and operational standards for mayor's courts.

Attorney Registration

The Supreme Court amended Rule VI of the Rules for the Government of the Bar to establish a new registration status for retired attorneys and to streamline the sanction procedures for attorneys who fail to register with the Court. Administrative changes also were made in the rule, and the collection of demographic information from attorneys was authorized.

Uniform Lawyer Number

The Supreme Court adopted new Rules of Superintendence to require that the Supreme Court attorney registration number be the official attorney identification number used by all courts. Attorneys must use the number on all filings beginning January 1, 1992, and, after January 1, 1993, the number will be the only identification number used in Ohio courts.

Reimbursement to Certified Grievance Committees

The Supreme Court adopted an amendment to Rule V of the Rules for the Government of the Bar that allows certified grievance committees to be reimbursed for certain direct expenses incurred in investigating allegations of misconduct against lawyers and judges.

Continuing Legal Education Fees

The Supreme Court amended Rule X of the Rules for the Government of the Bar to eliminate the biennial filing fee assessed on attorneys who file continuing legal education reports. Beginning in 1992, the Commission on Continuing Legal

Education will be funded through a combination of sponsor accreditation fees and attorney registration funds.

SUPREME COURT ACTIVITIES

Report to the Ohio Judicial Conference

In his fifth annual report to the Ohio Judicial Conference on the State of the Judiciary in September, Chief Justice Moyer announced that he will appoint a Commission on the Future of the Ohio Court System in 1992. "Such a Commission recognizes the need for long-range planning for the court system . . . to determine what justice and the justice system should be in the next century. It should seek to predict the role of the courts in the future and to seek solutions for existing issues." He said that the Commission will study and make recommendations on at least the following issues: 1) the quality of justice, including public perception, access to the judicial system, and the effects of delay and cost on the judicial system and its participants; 2) criminal justice issues and substantive law changes; 3) the organization and administration of the court system; 4) alternative paths to justice; and 5) technology, including methods of increasing access to justice through the use of technology, new forms of crime being spawned by technological advances, and issues relating to privacy and public access to information.

Chief Justice Moyer also told the Conference of his hope that during 1992, with the assistance of the Cleveland International Program, plans will be implemented to offer judges from Hungary and other emerging democracies an opportunity to visit courts in Ohio for comprehensive, first-hand understanding of the structure and operation of an independent judiciary.

The Chief Justice also said that Ohio's court system is one of the taxpayers' best bargains: "Although the judicial branch provides one-third of our government's function, the operations of the judicial branch receive only about three per cent of the total state and local government budgets. . . . We cannot reduce our expenditures by refusing to file new cases or telling litigants to try filing again next year when we may have more time for them. We cannot declare that no more family law matters will be heard for the rest of the fiscal year or that only persons who pay may appear in court."

Off-Site Court Program

In 1991, the Court heard oral arguments in Sandusky, St. Clairsville, Eaton, and Bowling Green as part of the off-site court program; 2,140 high school students were part of a total attendance of 2,600 at these sessions. The program emphasizes law-related education, and includes meetings with editors and reporters from high school newspapers, briefings prior to and following oral arguments, and related coursework.

Since 1987, the Court has held sessions in 19 sites; 8,500 students have attended sessions as part of a total attendance of nearly 12,000.

Court Education Activities

Students from The Ohio State University College of Law and the Ohio Northern University Pettit College of Law, including exchange students from Iceland, attended sessions of the Supreme Court.

The Supreme Court continued to support the Ohio Center for Law-Related Education, its Mock Trial Program, and other Center activities. The Court provides financial support and is represented on the board of trustees and board of directors of the Center.

The Supreme Court participated in the Youth in Government Model Supreme Court program, with 50 high school students involved in the Supreme Court program.

The Supreme Court continued its law student intern program with the Capital University Law and Graduate Center and The Ohio State University College of Law. In 1991, the program was expanded to include the University of Toledo College of Law, University of Cincinnati College of Law, and Ohio Northern University Pettit College of Law. A total of 38 students participated during 1991, serving with all seven Justices and the offices of the Administrative Director, Counsel to the Court, and Reporter.

For the fifth year, the Supreme Court participated in the Bench-Bar-Deans Conference sponsored by the Ohio State Bar Association to discuss legal education, admission to the practice of law, and other issues of common interest to the nine Ohio law schools, the bar, and the judiciary.

SUPREME COURT STANDING COMMITTEES AND OFFICES

Board of Bar Examiners

Chairman: James F. DeLeone; Secretary: Marcia J. Mengel

In late 1990, the Bar Examination Review Committee, chaired by Justice Herbert R. Brown, recommended significant changes in the administration and grading of the bar examination.

In 1991, as a result of amendments to Rule I of the Rules for the Government of the Bar, the Board altered its method of grading the bar examination. Beginning with the February 1991 examination, all 24 essay answers for each applicant were graded. Because of the increase in grading responsibilities, the Board used 12 attorney graders to assist in grading.

The Board began using a new process under which essay scores are adjusted to take into account differences in essay difficulty from one examination to another, in an effort to ensure that an essay score represents the same degree of competence regardless of when the score was earned.

The February 1991 bar examination was administered to 631 applicants, and the July 1991 bar examination was administered to 1,280 applicants.

Rules Advisory Committee

Chair: Kathleen B. Burke; Secretary: Keith T. Bartlett

The Rules Advisory Committee considered a number of proposed new rules and amendments to existing rules of practice and procedure suggested by the Supreme Court, bar associations, lawyer organizations, judges, lawyers, and other interested parties. As a result of this review, 17 substantive amendments were recommended to the Court and approved for submission to the General Assembly in January 1992, including revisions to the Rules of Evidence, Criminal Procedure, Juvenile Procedure, Civil Procedure, and Appellate Procedure.

Board of Commissioners on Grievances and Discipline

Chairman: Frederick L. Oremus; Secretary: Jonathan W. Marshall

The Board of Commissioners on Grievances and Discipline: 1) issued 29 advisory opinions on ethical questions arising under the Code of Professional Responsibility, Code of Judicial Conduct, Rules for the Government of the Bar,

Rules for the Government of the Judiciary, and the Ohio Ethics Law; 2) conducted a third statewide training seminar for members of certified grievance committees; 3) presented 38 continuing education programs for Ohio judges and lawyers; and 4) completed a comprehensive review of Rule V of the Rules for the Government of the Bar and recommended amendments to the Supreme Court.

The Board had 57 new cases in 1991, and 46 cases were certified to the Supreme Court. The Board conducted 44 hearings and disposed of 63 matters.

Office of Disciplinary Counsel

Disciplinary Counsel: J. Warren Bettis

In 1991, the Office of Disciplinary Counsel experienced the greatest increase ever in complaints filed against lawyers and judges. The office received 2,512 complaints, up from 2,050 in 1990, for an increase of 22.5 per cent.

After investigation, the Office dismissed 2,159 cases, and took formal action before the Board of Commissioners on Grievances and Discipline in 25 cases. The Office also reviewed 290 appeals from decisions of certified grievance committees of bar associations and investigated 31 allegations of unauthorized practice of law.

In addition, the Office of Disciplinary Counsel made presentations at 35 ethics seminars throughout the state.

Board of Commissioners on Character and Fitness

Chairman: Gerald B. Lackey; Secretary: Marcia J. Mengel

The Board of Commissioners on Character and Fitness is responsible for investigation of the character, fitness, and moral qualifications of applicants for admission to the practice of law in Ohio.

A record number of cases were heard by the Board in 1991, due, in part, to an increase in sua sponte investigations by the Board. In addition, the Board investigated and held post-admission hearings regarding the pre-admission conduct of some attorneys.

Board of Commissioners on the Unauthorized Practice of Law

Chairman: Kenneth F. Seibel; Secretary: Keith T. Bartlett

The Board of Commissioners on the Unauthorized Practice of Law considered complaints alleging the unauthorized practice of law and granted authorization to seek injunctions in the court of common pleas.

The Board's subcommittee on public relations and education prepared articles for publication and materials for use in presenting seminars on the unauthorized practice of law. Proposed amendments to Rule VII of the Rules for the Government of the Bar were prepared for consideration by the Court in 1992.

The Board expanded the scope of its opinions, and, for the first time, formal opinions of the Board were published in the Ohio Official Reports. The Board published three opinions to educate the bench, bar, and public on the types of activities that constitute the unauthorized practice of law.

Traffic Rules Review Commission

Chairman: Kirwan M. Elmers; Secretary: Richard A. Dove

The Commission recommended amendments to the Ohio Traffic Rules and the Uniform Traffic Ticket. The Commission also recommended the authorization of an experimental traffic ticket project in the Bowling Green Municipal Court.

Board of Commissioners of the Clients' Security Fund

Chairman: Thomas A. Heydinger; Administrator: James E. Green

The Fund received and docketed more than 100 claims and made 32 awards totalling \$214,756. The number of claims docketed increased by approximately 66 per cent over 1990, and the potential liability of the Fund increased by a similar amount.

The Board and staff of the Clients' Security Fund continued their efforts to reach persons qualifying for relief under the Fund through a public education and information program.

Committee on the Appointment of Counsel for Indigent Defendants in Capital Cases

Chairman: Judge Everett Burton; Secretary: Keith T. Bartlett

The Committee continued to improve and refine its procedures and to monitor the operation and impact of Common Pleas Superintendence Rule 65. The Committee has assisted other states in adopting and implementing similar rules.

The Committee approved two continuing legal education seminars to fulfill the specialized training requirement of Rule 65, continued to certify new applicants who met the requirement of the rule, decertified attorneys who did not satisfy the two-year continuing education standard, and distributed an updated list of certified counsel to all common pleas and appellate judges. Approximately 560 attorneys currently are certified to accept appointment as counsel for indigent defendants in capital cases.

Commission on Continuing Legal Education

Chairman: Judge Mark K. Weist; Secretary: Diane C. Lahm

The Court amended Rule X of the Rules for the Government of the Bar to eliminate the \$15 filing fee effective in 1992. Based on recommendations from the Commission, the Court also amended Rule X to permit the Commission to charge fees for accreditation of sponsors and activities and eliminate the changing of report periods due to an attorney's change of name.

A total of 14,745 attorneys with last names beginning from M to Z were required to report the completion of at least 24 hours of approved continuing legal education, including two hours of ethics and substance abuse instruction, during the preceding two years. By March 31, 90 per cent were in full compliance with the rule, which represents a high percentage of compliance for the first report period compared with the experience of other states.

The Supreme Court issued 694 sanction orders against attorneys with last names beginning from A to L, the first group to report in 1990. In addition, the Commission held 96 hearings on notices of non-compliance; processed 9,200 applications for accreditation of continuing legal education activities from 2,500 sponsors; and considered 14 appeals from the Secretary's denial of accreditation. Interim progress reports and final reporting transcripts were mailed to 17,519

attorneys with last names beginning from A to L who are required to report for the second time by January 31, 1992.

Judicial College Board of Trustees

Chairman: Judge George M. Glasser; Executive Director: Laurence B. Stone

The Judicial College presented 58 days of courses to 2,628 attendees, up slightly from 1990. The College also produced a one-hour videotape on judicial ethics, which was used as part of seven two-hour judicial ethics and substance abuse sessions attended by 272 judges.

Under a grant from the State Justice Institute, the College conducted 19 teleconference programs for domestic relations, juvenile, and municipal court referees, with a total of 937 attendees. Upon expiration of the grant, the College conducted three teleconferences with funding from the Supreme Court, one each for municipal and domestic referees, and a special two-hour teleconference on substance abuse for 117 juvenile court judges and referees. The number of classroom sessions for referees also increased in 1991.

A two-day faculty development workshop, funded by a State Justice Institute grant, was presented for 20 referees who will be teaching referee courses.

The College also assumed responsibility for developing and presenting courses for nonjudicial court personnel.

SUPREME COURT SPECIAL COMMITTEES

Bench-Bar Committee

Co-Chairs: David C. Comstock and Judge William H. Wolff, Jr.; Staff Liaison: Richard A. Dove

The Bench-Bar Committee planned and hosted the "1991 Bench-Bar Conference: Professionalism, Judicial Ethics and Campaign Financing, and Specialization--To Attain the Solution." More than 200 judges and attorneys from throughout Ohio attended the two-day conference, which provided participants the opportunity to focus on these areas of concern and make recommendations for rule and statutory amendments. Justice John Paul Stevens of the United States Supreme Court was the keynote speaker.

Advisory Committee on Court Technology

Chairman: Judge Thomas A. Swift; Staff Liaison: Edward J. Nyhan

The Committee continued to provide support to the Court and the Office of Court Technology and Services. See pages 3 and 4.

Committee on Dispute Resolution

Chairman: David A. Ward; Staff Liaison: Arthur J. Marziale, Jr.

The activities of the Committee on Dispute Resolution are described on pages 4 and 5.

Task Force on the Unauthorized Practice of Law

Chairman: Joseph F. Cook, Sr.; Staff Liaison: Keith T. Bartlett

In response to a request by the Ohio State Bar Association, the Supreme Court Task Force on the Unauthorized Practice of Law was established in 1990 to conduct a complete review of the status of the unauthorized practice of law in Ohio and Rule VII of the Rules for the Government of the Bar, and report to the Court.

In 1991, the Task Force held public hearings in Columbus, Lima, Cincinnati, and Cleveland. Twenty-one persons presented oral testimony, and written testimony was submitted by 30 individuals or organizations. The Task Force also completed research on topics related to the unauthorized practice of law.

Committee to Review the Supreme Court Rules of Practice

Chair: Justice Alice Robie Resnick; Staff Liaison: Marcia J. Mengel

In February 1991, Chief Justice Moyer appointed the Committee to Review the Supreme Court Rules of Practice to study the Rules of Practice and recommend amendments to the Court. The Committee consists of practicing attorneys who have experience with various types of cases that come before the Court. The Committee held its first meeting in March, and expects to conclude its work in 1992.

Joint Task Force on Gender Fairness

Co-Chairs: Justice Alice Robie Resnick and Carol J. Suter

In 1991, the Supreme Court of Ohio and the State Bar Association established the Joint Task Force on Gender Fairness. The purpose of the Task Force is to

reduce gender bias in the courts and legal profession by gaining equal treatment for all judges, lawyers, court personnel, litigants, law students, and witnesses.

The first meeting of the 32-member Steering Committee was held in May; approximately 80 additional members have been appointed to the Task Force, and ten subcommittees have been established.

Civil Legal Needs Assessment Implementation Committee

Chairman: Denis J. Murphy; Staff Liaison: Richard A. Dove

The Civil Legal Needs Assessment Implementation Committee was formed by the Supreme Court and the Ohio State Bar Association in late 1991 to implement the recommendations contained in the Ohio Legal Needs Assessment, a study prepared for the Ohio State Bar Association, the Ohio State Bar Foundation, and the Ohio Metropolitan Bar Leaders Conference. The Committee will begin its work in early 1992.

STATUTORY COMMITTEES

State Criminal Sentencing Commission

Chairman: Chief Justice Thomas J. Moyer

In 1990, the General Assembly created the State Criminal Sentencing Commission to conduct a review of Ohio's sentencing statutes and sentencing patterns and make recommendations regarding necessary statutory changes.

In 1991, the Commission heard presentations from sentencing experts in Ohio, New Jersey, and Pennsylvania, and began developing recommendations for changes in Ohio's sentencing structure.

Mayor's Court Education and Procedures Standards Advisory Committee

Chairman: Judge D. William Evans, Jr.; Staff Liaison: Richard A. Dove

Pursuant to section 1905.031 of the Revised Code, the Supreme Court in 1990 appointed the Mayor's Court Education and Procedures Standards Advisory Committee consisting of judges, attorneys, mayors, and a chief of police. The Committee was charged with developing and recommending to the Supreme Court education standards for mayors who conduct mayor's courts and operational standards for mayor's courts.

The Committee completed its work in 1991, recommending comprehensive education requirements for mayors who conduct mayor's courts, mayor's court facility standards, standards for mayor's court conduct and operation, and suggested forms. These rules and forms were adopted by the Court, and three separate education courses were accredited by the Commission on Continuing Legal Education to enable mayors to satisfy the first phase of education prior to July 1, 1991.

Task Force on Court Costs and Indigent Defense

Chairman: Justice Craig Wright; Staff Liaison: Richard A. Dove

The Task Force on Court Costs and Indigent Defense was established in Amended Substitute House Bill 298 of the 119th General Assembly to review existing funding and service delivery systems for indigent defense and to recommend ways to make those systems more cost-effective and efficient. The Task Force, which consists of judicial, legislative, and executive appointees, held an organizational meeting in late 1991.

OFFICE OF THE ADMINISTRATIVE DIRECTOR

Stephan W. Stover, Administrative Director

Court Services Initiative

Since 1987, the Court and staff have conducted a variety of programs to provide service and support to trial and appellate courts, including information and technical assistance.

Court Visitation Program

Since 1987, the Supreme Court staff has made nearly 300 visits to 227 of the 269 courts in Ohio to meet with judges, administrators, and other court personnel. In 1991, the Court staff visited 77 courts.

Technical Assistance Program

In 1988, the Supreme Court, in conjunction with the National Center for State Courts, established the Technical Assistance Program to foster innovative programs and stimulate improvements in the administration of Ohio's courts. In 1991, the Program granted \$19,900 to ten individual projects. A \$10,000 grant was awarded for a fine and fee collection

improvement project study conducted by the National Center for State Courts at the Mansfield Municipal Court. In addition, \$15,000 was allocated to the Judicial College for court personnel education programs.

Examples of specific projects include: 1) multi-site statewide training for probation personnel sponsored by the Ohio Chief Probation Officers Association; 2) training for paraprofessionals doing in-house treatment with high-risk youth sponsored by the Delaware County Juvenile Court; 3) a pilot project to develop pamphlets and videotapes to acquaint the public with the court system sponsored by the Portage County Municipal Court; and 4) a project designed to study the feasibility of establishing a single office to coordinate the use of community services sponsored by the Licking County Common Pleas and Municipal Courts.

Education and Training

Court Personnel Education and Training Committee

The Court Personnel Education and Training Committee consists of representatives of the Ohio Association of Court Administrators, Ohio Clerk of Courts Association, Ohio Association of Municipal Court Clerks, Ohio Bailiffs Association, Ohio Chief Probation Officers Association, Ohio Shorthand Reporters Association, Ohio Urban Juvenile Court Administrators Association, and Ohio Association of Court Referees and Magistrates. Its purpose is to establish and maintain a formal program of education for court personnel.

In 1991, the Committee was moved under the auspices of the Judicial College. The Committee presented eight different educational programs in 22 sessions.

Mentor Program

The Mentor Program for newly elected judges, now in its fourth year, was moved under the auspices of the Ohio Judicial Conference.

Continuing Legal Education Consortium

Since 1989, the Supreme Court, Attorney General, Legislative Service Commission, and other state agencies have worked together to establish a

curriculum of continuing legal education courses for government attorneys. In 1991, nine courses were offered in 14 sessions, with a total of 25.75 hours of credit. Courses were offered at no charge.

Legislation and Governmental Relations

The staff of the Supreme Court worked with judges and members of the General Assembly to secure the enactment of legislation creating a new judicial position in the Lucas County Court of Common Pleas, an environmental division in the Franklin County Municipal Court, and a new municipal court in Clermont County to replace the existing county court. The staff also provided information to the General Assembly on the removal of population-based formulas for the creation and elimination of municipal and county court judicial positions.

The Chief Justice and staff worked with the Governor, legislative leaders, the Ohio State Bar Association, and the Attorney General to obtain state funding for the Ohio Center for Law-Related Education. The moneys will be used by the Center to provide continuing citizenship education activities to primary and secondary students and to obtain additional public and private funds for new programs.

The Court also cooperated with the General Assembly, State Public Defender, and County Commissioners Association of Ohio to create the Task Force on Court Costs and Indigent Defense, which is described on page 19.

Staff continued to monitor legislation introduced in the 119th General Assembly and responded to requests for information on pending legislation from judicial associations, judges, court personnel, and attorneys.

Trial Court Performance Standards

Ohio is one of the five states selected by the National Center for State Courts to evaluate trial court performance standards as part of a three-year project funded in part through grants from the State Justice Institute and the Bureau of Justice Assistance. The general division common pleas courts in Hamilton, Meigs, and Stark Counties are the test sites; Wayne County and Montgomery County Common Pleas Courts are also participating on a volunteer basis. The courts are testing 22 performance standards in the following areas: access to justice; expedition and timeliness; equality, fairness, and integrity; independence and accountability; and public trust and confidence.

Affidavits of Disqualification

The Ohio Constitution and state statutes authorize the filing of an affidavit of disqualification as a procedure for requesting removal of a judge from a case on the grounds of bias, prejudice, or interest.

The Chief Justice and staff continued to improve the administration of affidavits of disqualification. The number of comprehensive bench opinions issued by the Chief Justice increased, and several will be published in 1992.

The number of affidavits filed in 1991 was 209, compared to 186 filed in 1990.

Assignment of Judges

The Chief Justice made 2,314 assignments of judges to trial and appellate courts in 1991.

Court Statistical Reporting Section

The Court Statistical Reporting Section continued its efforts to improve the statistical reporting system. Thirteen regional training sessions were held in the spring, attended by 343 judges, clerks of court, and other court personnel from nearly 200 trial courts. Eight court visits were made for further training and consultation, and 11 formal presentations were made to various groups.

A revised Rules of Superintendence Implementation Manual, which includes the Rules of Superintendence and detailed instructions for completing court statistical reports, was distributed to all judges and court administrators.

Court Personnel Meetings

The Supreme Court staff coordinated and hosted meetings of the administrators of the eight largest common pleas courts, administrators of the eight largest municipal courts, and several technology interest groups.

Supreme Court Portraits

The Court completed a two-year effort to inventory and restore portraits of the members of the Court dating from 1819. The project was coordinated by

Jayne Stone Brown, the widow of Justice William B. Brown. The collection was installed in chronological order, and a catalog is being developed. The project was the subject of an article in Ohio Official Reports.

Automated Legal Research

Since 1989, the Supreme Court has contracted to provide legal research services for all courts in the state at substantial savings. The Court has purchased master subscriptions from Mead Data Central, Inc. (LEXIS) and West Services, Inc. (WESTLAW) that eliminate monthly subscription fees for trial and appellate courts and provide training at no cost to judges and court staff.

In 1991, the Court entered into a new master contract for LEXIS that is expected to save 20 per cent in the first year and 25 per cent in the second year over government rates.

LAW LIBRARY

Paul S. Fu, Librarian

The Supreme Court Law Library is the largest state supreme court law library in the nation, with more than 300,000 equivalent volumes.

The Supreme Court Law Library is the first state supreme court law library to establish a totally integrated online library system. Installation of the cataloging module was completed in 1989, and the online public access catalog was installed and bar-coding of the entire collection was completed in 1990. The acquisition module was installed in 1991, and the serials and circulation modules will be installed in 1992.

The online public access catalog, the Supreme Court Research Online Law Library (SCROLL), provides speed, accuracy, and search by author, subject, title and keyword, and can be accessed by both in-house and remote users. With the proper modem and computer equipment, library patrons can have access to the system from anywhere in Ohio. More than 150 out-of-town users have already registered to access the SCROLL database.

In 1991, a total of 44,700 patrons visited the Law Library. The Library added 13,111 printed volumes, 186,019 pieces of microfiche, and 1,404 rolls of microfilm to the collection. In addition, the library staff responded to 27,741 reference questions.

CLERK'S OFFICE

Marcia J. Mengel, Clerk

Clerk's Office

In 1991, the Clerk's Office processed a record 2,576 new cases and scheduled 263 cases for oral argument. The Clerk's Office also processed 1,257 continuing legal education enforcement matters, the first to come before the Court pursuant to Rule X of the Rules for the Government of the Bar.

Admissions Office

The Admissions Office processed more than 3,700 admission applications, including approximately 1,400 law student registrations, 2,200 bar examination applications, 128 applications for admission without examination, and six applications for temporary certification under Rule IX of the Rules for the Government of the Bar. In addition, the Office processed the first foreign legal consultant applications filed since the adoption of Rule XI of the Rules for the Government of the Bar.

The Admissions Office issued 2,500 certificates of good standing and 325 legal intern certificates. The Office conducted two admission ceremonies; in May, 484 applicants were admitted to the bar, and in November, 1,068 applicants were admitted.

Attorney Registration Office

Pursuant to Gov. Bar R. VI, attorneys admitted to practice in Ohio are required to register with the Supreme Court on a biennial basis. The 1991-1993 attorney registration biennium began on September 1, 1991.

During the year, more than 38,000 attorneys registered for the biennium, with 31,816 registering for active status, 4,998 registering as inactive, and 266 registering for corporate status. In addition, 1,136 attorneys registered for "retired" status, created for attorneys age 65 and over who no longer practice law.

REPORTER'S OFFICE

Walter S. Kobalka, Reporter

The Reporter's Office published 357 full Supreme Court opinions, 21 abbreviated entries, and 60 miscellaneous orders and orders in chambers, for a total of 438 edited works of the Supreme Court. In addition, 638 court of appeals opinions and 165 trial court opinions were published in the Ohio Official Reports.

Supreme Court opinions, announcement lists, rules, and notices accounted for 36 per cent of the pages available in the Ohio Official Reports. Court of appeals opinions accounted for 51 per cent and trial court opinions accounted for ten per cent of available pages.

The Reporter's Office, in cooperation with the Office of Court Technology and Services, continued electronic transmission to the publisher of opinions, announcement lists, rules, and notices, which reduced the time between editing and publication.

OFFICE OF COURT TECHNOLOGY AND SERVICES

Edward J. Nyhan, Manager

The activities of the Office are summarized on pages 3 and 4.

PUBLIC INFORMATION OFFICE

Harry Franken, Communications Director

The Public Information Office provided an extensive program of public information and education, including weekly announcements of Court decisions, publication of summaries of 186 opinions and other actions of the Supreme Court, 67 news releases, and memoranda to the news media on issues to be argued before the Supreme Court.

In addition, the Public Information Office responded to more than 1,376 requests for assistance or information from the public. The Office continued an education program with The Ohio State University School of Journalism and Ohio Dominican College.

FISCAL OFFICE

M. K. Rinehart, Fiscal Officer

The Fiscal Office provided administrative and support services for the Supreme Court and appellate and trial courts. Functions of the Office include preparation and maintenance of payrolls, administration of fringe benefits, and planning and preparation of the biennial budgets for the Judiciary and Supreme Court.

The Fiscal Office processes eight payrolls each month; a total of 19,000 payroll warrants and electronic fund transfer statements were distributed, as well as 6,742 warrants and electronic fund statements for expense reimbursement and payment to vendors and retired assigned judges. The Office also processed payments and monitored the accounts for 11 grants.

MASTER COMMISSIONERS

James R. Jump, Counsel to the Court

The Master Commissioners continued to provide research support for the Supreme Court, primarily in death penalty cases, appeals from the Public Utilities Commission of Ohio and the Board of Tax Appeals, disciplinary cases, original actions filed in the Court, and direct appeals originating in the courts of appeals.

COURT OF CLAIMS

Miles Durfey, Clerk

The Court of Claims has statewide, original jurisdiction over all civil actions filed against the State of Ohio.

Civil actions in the Court of Claims are determined in one of two ways. Actions against the state of \$2,500 or less are determined administratively by the Clerk or Deputy Clerk. Civil actions in excess of \$2,500 are heard and determined by a judge.

The Court of Claims also adjudicates all matters pertaining to an application for an award of reparations filed under the Ohio Victims of Crime Act. A single commissioner or a panel of commissioners appointed by the Supreme Court hears and determines such matters.

A judge of the Court may review and enter judgment in a civil action determined administratively and may hear and determine an appeal taken from an order of a panel of commissioners. In either event, the Court's judgment cannot be the subject of further appeal.

Civil Case Management

In 1991, 513 cases were decided by the judges of the Court of Claims. The number of filings of civil administrative determinations rose from 626 to 839, an increase of 34 per cent, and there were 716 dispositions.

Victims of Crime Compensation Case Management

A record 6,911 victims of crime compensation cases were filed in 1991, up 26 per cent from 1990 and a three-fold increase since 1987. A record 5,095 victims of crime cases were disposed of, up 10 per cent over the previous record year of 1990.

CASES FILED

JURISDICTIONAL MOTIONS

Motions to Certify	1,338
Motions for Leave	646

MERIT DOCKET

Original Actions	303
Direct Appeals	124
Certified Conflicts	32
Appeals from Board of Tax Appeals	23
Appeals from Public Utilities Commission	11
Appeals from Power Siting Board	1
Death Penalty Cases	9
Certified State Law Questions	3

DISCIPLINARY CASES 72

ADMISSIONS CASES 14

TOTAL 2,576

APPENDIX A

FINAL DISPOSITIONS

JURISDICTIONAL MOTIONS (Denied or Dismissed)

Motions to Certify	1,173
Motions for Leave	<u>606</u>
<u>TOTAL</u>	1,779

MERIT DOCKET

Original Actions	310
Direct Appeals	148
Certified Conflicts	30
Appeals from Board of Tax Appeals	37
Appeals from Public Utilities Commission	2
Appeals from Power Siting Board	1
Death Penalty Cases	14
Merit Cases Pursuant to Allowance*	177
Certified Questions of State Law	<u>3</u>
<u>TOTAL</u>	722

* This category includes all discretionary appeals that were instituted as motions to certify the record or motions for leave to appeal, allowed by the Court, and heard and disposed of on the merits.

APPENDIX B

CASES ALLOWED

<u>MOTIONS TO CERTIFY</u>	134
<u>MOTIONS FOR LEAVE</u>	<u>29</u>
<u>TOTAL</u>	163

APPENDIX C

CASES PENDING

<u>CASE TYPE</u>	<u>PENDING AS OF 1/1/92</u>
Motions to Certify and Motions for Leave*	614**
Original Actions	67
Direct Appeals	120
Certified Conflicts	36
Appeals from Board of Tax Appeals	26
Appeals from Public Utilities Commission	16
Death Penalty Cases	21
Certified Questions of State Law	<u>0</u>
<u>TOTAL</u>	900

* This category includes jurisdictional motions that were awaiting Court review on January 1, 1992. It also includes discretionary appeals that had been allowed in by the Court and were pending on the merits on January 1, 1992.

** One hundred forty-seven of these cases had been allowed in by the Court and were pending on the merits as of January 1, 1992. The remainder were pending as jurisdictional motions.

APPENDIX D

DISCIPLINARY AND ADMISSIONS CASES

CASES FILED

DISCIPLINARY DOCKET

Regular disciplinary cases	42
Automatic suspensions for felony conviction	8
Resignations	14
Reciprocal discipline cases	2
Disciplinary cases involving judges	0
Miscellaneous disciplinary matters	<u>6</u>
<u>TOTAL</u>	72

ADMISSIONS DOCKET

Character and fitness cases	7
Miscellaneous admissions matters	<u>7</u>
<u>TOTAL</u>	14

FINAL DISPOSITIONS

DISCIPLINARY DOCKET

Public reprimands	25
Definite suspensions	6
Definite suspensions with probation	10
Indefinite suspensions	14
Disbarments	4
Automatic suspensions for felony conviction	8
Automatic suspension cases withdrawn	1
Resignations	15
Resignations withdrawn before Court action taken	1
Reciprocal discipline imposed	0
Reciprocal discipline cases dismissed	1
Disciplinary cases involving judges	1
Miscellaneous disciplinary matters	<u>5</u>
<u>TOTAL</u>	91

ADMISSIONS DOCKET

Character and fitness cases	4
Miscellaneous admissions matters	<u>8</u>
<u>TOTAL</u>	12

APPENDIX E

1991 RULE AMENDMENTS

App. R. 3 and 33; Civ. R. 3, 4.3, 4.4, 5, 10, 75, and 86; Crim. R. 16 and 59; Evid. R. 410, 601, 609, 616, 807, and 1102; Juv. R. 1, 32, and 47; C.C.R. 6 and 9; Recommendations of the Rules Advisory Committee

Final Publication: September 9, 1991

Effective: July 1, 1991

Gov. Bar R. X; Continuing Legal Education Course Accreditation Fee and Elimination of Attorney Filing Fee

Final publication: November 11, 1991

Effective date: January 1, 1992

C.A. Sup. R. 2; C.P. Sup. R. 5; M.C. Sup. R. 12; Annual Case Inventory

Final publication: February 18, 1991

Effective date: February 18, 1991

May. R. 1-7, and 20; Gov. Bar R. X; Mayor's Court Education Requirements

Final publication: February 18, 1991

Effective date: February 18, 1991

Gov. Bar R. I; Recommendations of the Bar Examination Review Committee

Final publication: February 4, 1991; September 2, 1991

Effective date: February 1, 1991; October 1, 1991; February 1, 1992

C.A. Sup. R. 4; C.P. Sup. R. 9.01; M.C. Sup. R. 19; Uniform Lawyer Number

Final publication: May 27, 1991

Effective date: January 1, 1992

C.P. Sup. R. 16 and Standard Probate Forms; Estates and Guardianships

Final publication: September 9, 1991

Effective date: September 1, 1991

Gov. Bar R. VI and X; Attorney Registration, Retired Status and Attorney Registration Fund

Final publication: July 15, 1991

Effective dates: July 1, 1991; September 1, 1991

APPENDIX F

Gov. Bar R. IX; Limited Practice Certification
Final publication: July 15, 1991
Effective date: July 2, 1991

May. R. 1, 3, 4, 6, 1-14, and 20, and Forms; Procedural and Facility Standards;
Final publication: July 22, 1991
Effective date: August 1, 1991

C.P. Sup. R. 7; M.C. Sup. R. 2 and 16; Continuances for Disciplinary Proceedings
Final publication: October 7, 1991
Effective date: October 1, 1991

Gov. Bar R. I; Admissions Matters and Joint Undergraduate and Law Degree Programs
Final publication: January 13, 1992
Effective dates: May 1, 1992; August 1, 1992

Gov. Jud. R IV and V; Gov. Bar R. X; Judicial College Proposals
Final publication: November 11, 1991
Effective date: January 1, 1992

Gov. Bar R. V; Reimbursement to Certified Grievance Committees
Final publication: October 21, 1991
Effective date: November 1, 1991

Gov. Bar R. X; Change of Name and Reporting Requirements
Final publication: November 11, 1991
Effective date: January 1, 1992

Gov. Bar R. II; Legal Interns
Final publication: January 6, 1992
Effective date: January 1, 1992

Gov. Bar R. VI; Attorney Registration, Corporate Status, and Registration Information
Final publication: January 6, 1992
Effective date: January 1, 1992

Traffic Rules; Uniform Traffic Ticket Pilot Project
Final publication: November 25, 1991
Effective date: October 21, 1991

C.P. Sup. R. 4 and 5; Probate Case Assignments and Statistical Reports
Final publication: January 6, 1992
Effective date: January 1, 1992

C.P. Sup. Form 76-B; Judicial By-Pass of Parental Notification of Abortion
Final publication: December 30, 1991
Effective date: January 1, 1992

**SUPREME COURT OF OHIO
BOARDS, COMMISSIONS, AND COMMITTEES
1991**

BOARD OF BAR EXAMINERS

James F. DeLeone, Chairman
Frederick Byers
Phillip J. Campanella
Michael L. Gordon
Theodore G. Gudorf
John A. Harris, III
Steven J. Hatcher
Leslie W. Jacobs

Larry H. James
Patricia G. Lyden
Keith McNamara
Dianne Goss Paynter
Indra K. Shah
Kathleen McManus Trafford
Alan C. Travis

RULES ADVISORY COMMITTEE

Kathleen B. Burke, Chair
Judge Donald R. Ford, Vice Chairman
Judge Mike Fain
Judge Rex D. Fortney
Judge Patricia Gaughan
Judge George J. Gounaris
Judge William R. McMahon
Judge Michael A. Rumer

Willard Barry
John J. Cafaro
Karen Darby
Charles G. Hallinan
Arthur J. Marinelli
Robert J. Martineau
Michael R. Merz
Paul Giannelli, Counsel
Michael E. Solimine, Counsel

**BOARD OF COMMISSIONERS ON GRIEVANCES AND DISCIPLINE
OF THE SUPREME COURT OF OHIO**

Frederick L. Oremus, Chairman
Judge James A. Brogan
Judge Ruth Ann Franks
Judge Deborah K. Gaines
Judge John R. Milligan
Judge Leo P. Morley
Judge Tommy L. Thompson
Judge Harry W. White
David R. Boyd
Charles E. Brown
Richard R. Campbell
Stanley M. Chesley
Ohmer O. Crowell
James R. Cummins

David S. Cupps
Charles M. Diamond
J. Jay Hampson
Steven C. Hollon
Niles P. Johnson, Jr.
Thomas G. Knoll
Alan S. Konop
John G. Mattimoe
Richard E. Meredith
Stanley S. Phillips
Diane Stern
Robert V. Traci
Irene C. Keyse-Walker
Robin G. Weaver

APPENDIX G

BOARD OF COMMISSIONERS ON CHARACTER AND FITNESS

Gerald B. Lackey, Chairman
Judge David Tobin
Karen Buckley
David R. Dillon
Ernest A. Eynon, II
Robert N. Farquhar

Charles E. Grisi
Michael B. Michelson
Richard G. Reichel
Suzanne K. Richards
Leo J. Talikka
Donald J. Witter

BOARD OF COMMISSIONERS ON THE UNAUTHORIZED PRACTICE OF LAW

Kenneth F. Seibel, Chairman
Santiago Feliciano, Jr.
Paul M. Greenberger
Jeffrey L. Maloon

Dennis E. Murray, Sr.
D. John Travis
John W. Waddy, Jr.

TRAFFIC RULES REVIEW COMMISSION

Kirwan M. Elmers, Chairman
Judge Gregory L. Frost
Judge Frederick Hany, II
Judge Priscilla S. O'Donnell
Judge James G. O'Grady
Judge Richard M. Rogers
Julie A. Davenport

William K. Dawson
George R. Manser
Peter C. Ohlheiser
Dennis E. Murray, Jr.
Susan E. McNally
Colonel Thomas W. Rice
Richard P. Wolfe

BOARD OF COMMISSIONERS OF THE CLIENTS' SECURITY FUND

Thomas Heydinger, Chairman
George Gerken, Vice Chairman
David S. Bloomfield
Mary Ellen Fairfield

Donna A. James
Fred Morr
Gordon L. Rose

**COMMITTEE ON THE APPOINTMENT OF COUNSEL
FOR INDIGENT DEFENDANTS IN CAPITAL CASES**

Judge Everett Burton, Chairman
John J. Callahan
William F. Kluge

Max Kravitz
David Clark Stebbins

COMMISSION ON CONTINUING LEGAL EDUCATION

Judge Mark K. Wiest, Chairman
Ann Munro Kennedy, Vice Chair
James B. Albers
John Mackenzie Anderson
Steven D. Bell
Richard Alan Chesley
Kent Darr
David P. Freed
Stanley A. Freedman
Marlin J. Harper

Jeffrey J. Helmick
Thomas S. Hodson
Michael G. Kadens
Elbert J. Kram
Gary A. Rosenhoffer
Robert F. Sprague
Margaret W. Wong
Harry Wright, III
R. Douglas Wrightsel

OHIO JUDICIAL COLLEGE BOARD OF TRUSTEES

Judge George M. Glasser, Chairman
Judge Robert H. Gorman, Vice Chairman
Judge Sara J. Harper, Secretary
Judge Jerry L. Hayes
Judge Robert B. Hines

Judge James Kimbler
Judge Robert S. Kraft
Judge Thomas J. Jenkins
Judge John J. Leskovyansky

SUPREME COURT ADVISORY COMMITTEE ON COURT TECHNOLOGY

Judge Thomas A. Swift, Chairman
Judge Thomas D. Badger (deceased)
Judge Robert M. Brown
Judge S. Farrell Jackson
Judge Ann B. Maschari
Judge William R. McMahon
Judge John R. Milligan
Judge Alba L. Whiteside
Robert B. Belz

Edna Davis
Andrew E. Diwik
Guy A. Ferguson
J. David Foell
Duane E. Hays
Thomas G. Hermann
Dennis R. Kimball
William H. Sterritt
William S. Wyler

THE SUPREME COURT OF OHIO/OHIO STATE BAR ASSOCIATION BENCH-BAR COMMITTEE

David C. Comstock, Co-Chairman
Judge William H. Wolff, Jr., Co-Chairman
Judge John J. Donnelly
Judge William J. Martin
Judge William R. McMahon

Judge Evelyn J. Stratton
Sandra J. Anderson
Stephen Cohen
James R. Jeffery
Rosemary G. Rubin

SUPREME COURT COMMITTEE ON DISPUTE RESOLUTION

David A. Ward, Chairman
Judge John W. Gallagher
Judge Robert S. Kraft
Judge John M. Meagher
Judge Deborah D. Pryce
Judge Ronald L. Solove
Judge William C. Todia
Judge Howard S. Zwelling
William L. Clark
Joseph F. Cook, Sr.
Joseph M. Coyle
William L. Danko
Gerald Gherlein
Kathleen Graham
Jeffrey A. Grossman
Dean Isaac C. Hunt, Jr.

Professor James M. Klein
Walter W. Kocher
Bea V. Larsen
John D. Liber
Risa C. McCray
Ronald D. Miller
Joseph M. Millious
Harold D. Paddock
Herbert Palkovitz
Dianne Goss Paynter
C. Ellen Pruett
Robert W. Rack, Jr.
Ronald A. Rispo
Nancy H. Rogers
Garry L. Wharton
Thomas V. Williams

SUPREME COURT TASK FORCE ON THE UNAUTHORIZED PRACTICE OF LAW

Joseph Cook, Sr., Chairman
Judge David Fais
Judge Mary F. Spicer
Albert Bell
J. Warren Bettis
John Biancamano
Robert A. Bunda

Rudolph D'Amico
Eugene A. Lucci
Kenneth Seibel
John S. Stith
Mary Jane Trapp
John Waddy, Jr.

SUPREME COURT RULES OF PRACTICE

Justice Alice Robie Resnick, Chair
Thomas J. Brown
Cormac C. DeLaney
Richard C. Farrin
Professor Howard P. Fink
Stephen C. Fitch
Professor Bruce C. French

Stewart R. Jaffy
William W. Lampkin
Dennis M. McCarthy
Kathleen McGarry
Alan C. Travis
Mark A. VanderLaan

JOINT TASK FORCE ON GENDER FAIRNESS
STEERING COMMITTEE

Justice Alice Robie Resnick, Co-Chair
Carol J. Suter, Co-Chair
Judge Mary Cacioppo
Judge Ann Dyke
Judge Melissa Byers Emmerling
Judge Sheila G. Farmer
Judge Janet E. Jackson
Judge Linda Rucker
Judge Kenneth A. Rohrs
Judge Ann Marie Tracey
Judge Margaret K. Weaver
Judge Lesley Brooks Wells
Sandra Anderson
Gregory L. Arnold
Jean E. Atkin
James A. Barnes
Anthony J. Celebrezze, Jr.

Elizabeth Gee, Ed. D. (deceased)
Keith A. Kochheiser
Professor Joan M. Krauskopf
Christine Legow
Beverly J. McBride
Frances E. McGee
Carol Seubert Marx
Barbara Morgenstern
Pat E. Morgenstern-Clarren
Beth W. Schaeffer
Kandace Pearson Schrimsher
Nancy A. Schilling
Ric S. Sheffield
Beth Short
Laurie F. Starr
Diana Winterhalter

JOINT TASK FORCE ON GENDER FAIRNESS

Judge Susan H. Anderson
Judge Patricia A. Blackmon
Judge Francine M. Bruening
Judge Peggy L. Bryant
Judge Ann R. Cunningham
Judge Denise Ann Dartt
Judge Carolyn B. Friedland
Judge June Rose Galvin
Judge Patricia Anne Gaughan
Judge Barbara P. Gorman
Judge Nancy Drake Hammond
Judge Sylvia Sieve Hendon
Judge Katherine S. Lias
Judge Teresa Lea Liston
Judge Frederick H. McDonald
Judge Judith A. Nicely
Judge Deborah D. Pryce
Judge Linda Rocker
Judge Betty Willis Ruben
Judge Shirley S. Saffold
Judge Irene Balogh Smart
Judge Leslie Spillane
Judge Mary Grace Trimboli
Senator Betty Montgomery
Ms. Deborah A. Alspach
Professor Linda L. Ammons
Barbara Andelman
Louise Annarino
Mary Sue Barone
Jinx Statler Beachler
Janice M. Bernard
Katherine L. Billingham
Professor Susan Brenner
Marjorie Crowder Briggs
Colleen H. Briscoe
Juliana H. J. Brooks, M.D.
Phyllis L. Carlson-Riehm
Professor Marian Crane
Shirley J. Christian
Vicky M. Christiansen
Michaelle T. Crowley
Catherine A. Cunningham
Coleen Hall Dailey, J.D.
Jane C. Dell
Patti Denney, Esq.
Nicolette Dioguardi
Deborah L. Drexler
Brenda N. Dunlap
Beverly Dunworth
Joyce D. Edelman
Elizabeth Turrell Farrar
E. Marianne Gabel

Georgia J. Gauthier
Elizabeth Glick
Catherine D. Goldman
Catherine Stich Gough
Christine Boghosian Hill
Roger L. Hurley
Lynn Balshone Jacobs
Irene C. Keyse-Walker
Kathleen C. King
Jane Koprucki
Nancy A. Lawson
Walter M. Lawson
Joan C. Lee
Ellen B. Leidner
Judith A. Lemke
Robert K. McCurdy
Mark J. Mahoney
Edward G. Marks
Shirley L. Mays
Carol Meyer
Barbara Jean Michael
Candada J. Moore
Anne C. Morgan
Judith D. Moss
Jori Bloom Naegle
Karen B. Newborn
Jacqueline M. Orlando
John A. Pfefferle
Mary Lynn Readey
Beverly M. Rose
Rosemary G. Rubin
Marla L. Scully
Michael R. Smalz
JoAnne V. Sommers
Patricia L. Spencer
Prudence C. Spink
Elizabeth M. Stanton
Suzanne M. Stasiewicz
Carol Stebbins
Ms. Jill Stone
Kathleen W. Striggow
Holly Taft Sydlow
Diana M. Thimmig
Alec K. Thornton
D'Anne Kurkee Uhle
Barbara G. Watts
Patricia Walker
Gail W. Webb
Barbara R. Wiethe
Ms. Barbara Friedman Yaksic

OHIO CIVIL LEGAL NEEDS ASSESSMENT IMPLEMENTATION COMMITTEE

Denis J. Murphy, Chairman
Francis X. Beytagh
Philip A. Brown
Senator William F. Bowen
Francis J. Conte
Angela Tucker Cooper
Judge Michael J. Corrigan
Naomi C. Dallob
Randall M. Dana
Gregory S. French
Senator Charles E. Henry
John Hodges
C. Lyonel Jones

Richard M. Kerger
Representative Joan Lawrence
Kent Markus
Arvin S. Miller, III
Judge Carla D. Moore
Frederick L. Oremus
Joseph R. Tafelski
Representative Terry M. Tranter
Kurtis A. Tunnell
Mark A. VanderLaan
Thomas W. Weeks
Judge Steve A. Yarbrough
Mary P. Zitter

**MAYOR'S COURT EDUCATION AND PROCEDURE STANDARDS
ADVISORY COMMITTEE**

Judge D. William Evans, Jr., Chairman
Mayor David H. Madison, Vice Chairman
Judge Priscilla O'Donnell
Mayor Tim S. Crawford
Mayor John S. Dowlin
Joseph A. Gambino

Mayor William Hines
H. Ritchey Hollenbaugh
Keith A. Kochheiser
Mayor Verida F. Mallory
Mayor Joseph A. Ragase
Chief Ronald Treon

STATE CRIMINAL SENTENCING COMMISSION
(Supreme Court Appointees)

Chief Justice Thomas J. Moyer, Chairman and *ex officio* member
Judge Burt W. Griffin
Judge Judith A. Lanzinger
Judge John Patton

Judge Guy L. Reece, II
Judge Gale E. Williamson

**TASK FORCE TO STUDY COURT COSTS
AND INDIGENT DEFENSE**
(Supreme Court Appointees)

Justice Craig Wright, Chairman
Judge Michael L. Close
Judge Melba D. Marsh

Judge William H. Harsha
Judge James A. Ray

COMMISSION ON DISPUTE RESOLUTION AND CONFLICT MANAGEMENT
(Supreme Court Appointees)

Samuel H. Porter, Chairman
Judge John W. McCormac

Nancy H. Rogers
William K. Weisenberg

OHIO PUBLIC DEFENDER COMMISSION
(Supreme Court Appointees)

John Czarnecki
H. Ritchey Hollenbaugh

James M. Looker
Daniel L. Mann, Jr.

COURT PERSONNEL EDUCATION AND TRAINING COMMITTEE

John Birmingham
Kenneth Dale
Sherry L. Eckman
Timothy Hamman
Jane Held
Thomas R. Lipps
Jean Lofland
Dorcas Miller

Betty Montague
Vincent Polito
Louis R. Rennillo
Mary Ann Rondeau
Tony Tedeschi
Nancy Welchans
John Yerman

TRIAL COURT PERFORMANCE STANDARDS PROJECT

Judge Robert J. Brown
Judge Fred W. Crow
Judge John Haas
Judge Robert P. Ruehlman
Judge Mark K. Wiest
Wally Billing
Walter A. Calame, Jr.

Judith M. Cramer
Lynn Frieg
Dale Kasperek
Mary Ann Rondeau
Bill Schoenfeld
Mark Schweikert
Teresa M. Tyson-Drummer

LEGAL RIGHTS SERVICE COMMISSION
(Supreme Court Appointee)

Judge Terrence O'Donnell, Chairman

**THE OHIO TEAM TO THE NATIONAL CONFERENCE
ON SUBSTANCE ABUSE AND THE COURTS**

Chief Justice Thomas J. Moyer

Honorable Tommy L. Thompson, President
Ohio Common Pleas Judges Association

Randall M. Dana
State Public Defender

Dennis Watkins, President
Ohio Prosecuting Attorneys Association

Luceille Fleming, Director
Ohio Department of Alcohol and
Drug Addiction Services

Reginald A. Wilkinson, Director
Ohio Department of Rehabilitation
and Correction

Geno Natalucci-Persichetti, Director
Ohio Department of Youth Services

Steve Young, President
Ohio Fraternal Order of Police

Dr. Ted Sanders, Superintendent
Public Instruction

SECTION C

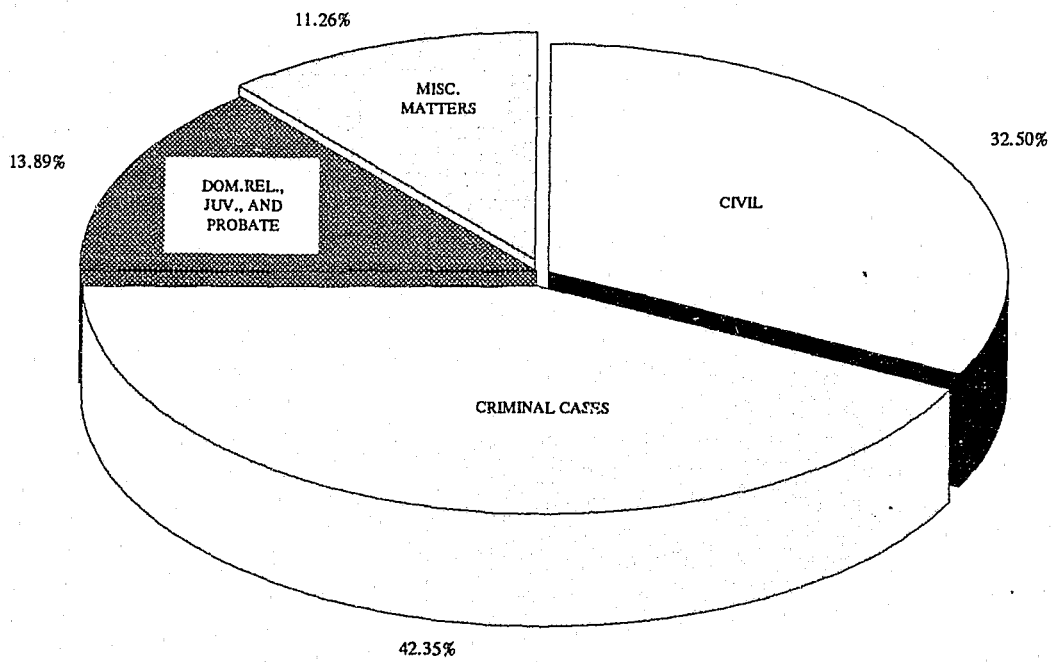
COURTS OF APPEALS

**COURTS OF APPEALS
OVERALL CASELOADS
1991**

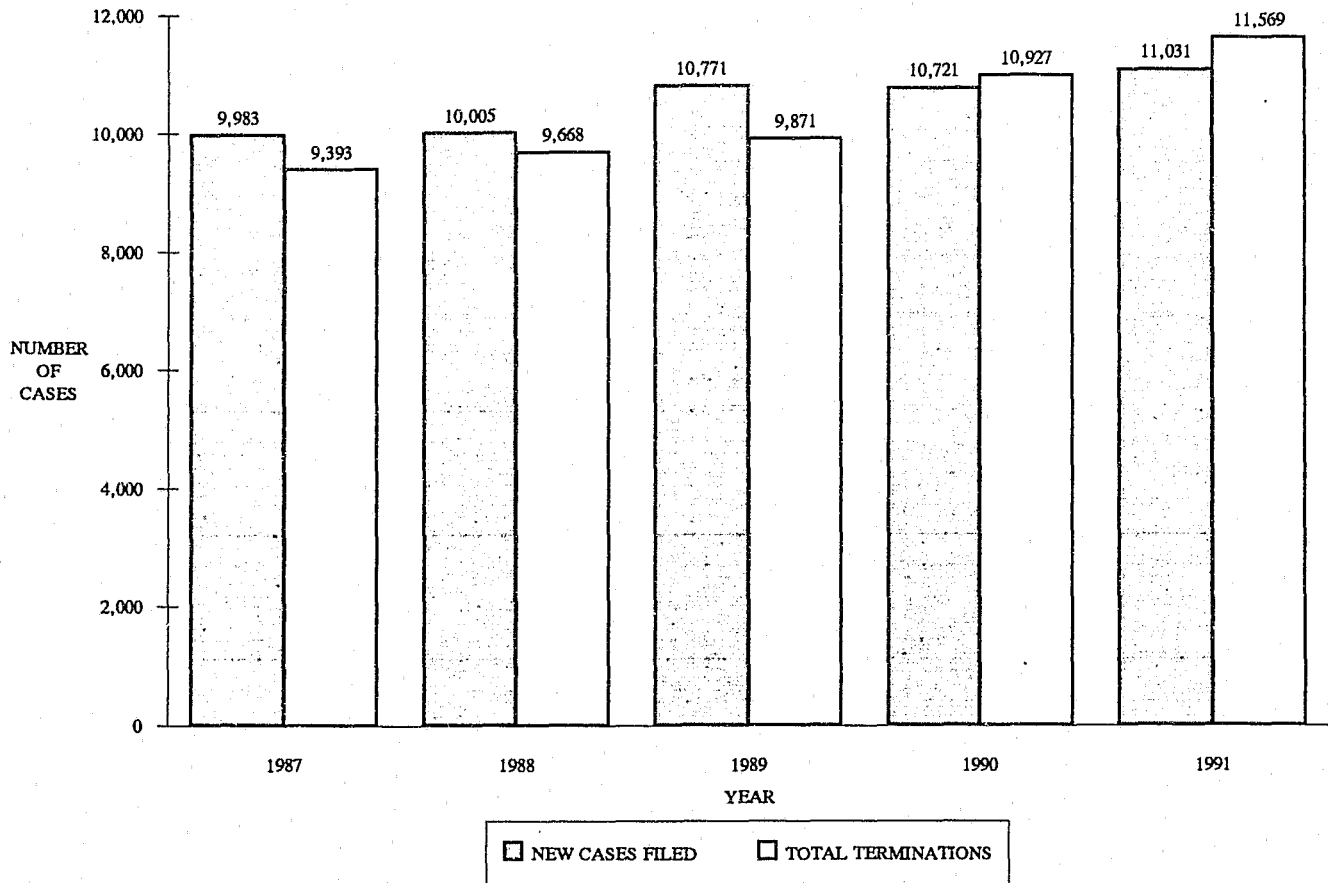
	NUMBER OF JUDGES	CASES PENDING JANUARY 1	NEW CASES FILED	TRANSFERRED IN OR REACTIVATED	TOTAL CASES	-----TERMINATED BY-----			TOTAL TERMIN- ATIONS	CASES PENDING DECEMBER 31
						DECISION OR OPINION	DIS- MISSAL	BANK- RUPTCY STAY		
FIRST DISTRICT	6	703	975	43	1,721	718	368	0	1,086	635
SECOND DISTRICT	5	767	908	3	1,678	643	310	1	954	724
THIRD DISTRICT	4	502	614	5	1,121	501	245	1	747	374
FOURTH DISTRICT	4	456	458	4	918	340	182	0	522	396
FIFTH DISTRICT	5	446	1,086	18	1,550	659	335	6	1,000	550
SIXTH DISTRICT	5	577	873	14	1,464	492	428	0	920	544
SEVENTH DISTRICT	3	413	419	3	835	285	147	0	432	403
EIGHTH DISTRICT	12	2,064	1,903	126	4,093	1,437	749	6	2,192	1,901
NINTH DISTRICT	5	439	1,094	1	1,534	615	314	0	929	605
TENTH DISTRICT	7.5 *	750	1,531	9	2,290	1,131	428	0	1,559	731
ELEVENTH DISTRICT	4	498	615	31	1,144	537	167	0	704	440
TWELFTH DISTRICT	4	300	555	12	867	342	182	0	524	343
<hr/>										
STATEWIDE	64.5	7,915	11,031	269	19,215	7,700	3,855	14	11,569	7,646

* Eighth judge added to the Tenth District effective July 1, 1991.

**COURTS OF APPEALS
NEW CASES FILED COMPARISON
1991**



**COURTS OF APPEALS
STATEWIDE NEW CASES FILED AND TOTAL TERMINATIONS COMPARISON
1987-1991**



**COURTS OF APPEALS
CRIMINAL APPEALS
1991**

	NUMBER OF JUDGES	CASES PENDING JANUARY 1	NEW CASES FILED	TRANSFERRED IN OR REACTIVATED	TOTAL CASES	-----TERMINATED BY-----			TOTAL TERMIN- ATIONS	CASES PENDING DECEMBER 31
						DECISION OR OPINION	DIS- MISSAL	BANK- RUPTCY STAY		
FIRST DISTRICT	6	344	454	16	814	413	150	0	563	251
SECOND DISTRICT	5	317	301	1	619	249	86	0	335	284
THIRD DISTRICT	4	183	246	4	433	182	84	0	266	167
FOURTH DISTRICT	4	202	166	1	369	146	52	0	198	171
FIFTH DISTRICT	5	152	378	6	536	234	97	0	331	205
SIXTH DISTRICT	5	166	273	9	448	149	111	0	260	188
SEVENTH DISTRICT	3	129	108	0	237	61	35	0	96	141
EIGHTH DISTRICT	12	916	567	67	1,550	551	224	0	775	775
NINTH DISTRICT	5	188	428	1	617	264	98	0	362	255
TENTH DISTRICT	7.5 *	131	265	5	401	217	49	0	266	135
ELEVENTH DISTRICT	4	135	200	11	346	147	36	0	183	163
TWELFTH DISTRICT	4	90	199	6	295	112	58	0	170	125
<hr/>										
STATEWIDE	64.5	2,953	3,585	127	6,665	2,725	1,080	0	3,805	2,860

* Eighth judge added to the Tenth District effective July 1, 1991.

COURTS OF APPEALS
CIVIL APPEALS
1991

	NUMBER OF JUDGES	CASES PENDING JANUARY 1	NEW CASES FILED	TRANSFERRED IN OR REACTIVATED	TOTAL CASES	-----TERMINATED BY-----			TOTAL TERMIN- ATIONS	CASES PENDING DECEMBER 31
						DECISION OR OPINION	DIS- MISSAL	BANK- RUPTCY STAY		
FIRST DISTRICT	6	294	380	25	699	255	158	0	413	286
SECOND DISTRICT	5	318	392	2	712	273	138	1	412	300
THIRD DISTRICT	4	230	220	1	451	229	99	1	329	122
FOURTH DISTRICT	4	163	148	1	312	115	72	0	187	125
FIFTH DISTRICT	5	185	420	8	613	268	132	6	406	207
SIXTH DISTRICT	5	312	413	4	729	254	213	0	467	262
SEVENTH DISTRICT	3	210	195	2	407	168	75	0	243	164
EIGHTH DISTRICT	12	949	975	45	1,969	606	441	6	1,053	916
NINTH DISTRICT	5	176	467	0	643	256	128	0	384	259
TENTH DISTRICT	7.5 *	287	626	3	916	425	229	0	654	262
ELEVENTH DISTRICT	4	244	240	15	499	248	81	0	329	170
TWELFTH DISTRICT	4	130	196	2	328	143	64	0	207	121
<hr/>										
STATEWIDE	64.5	3,498	4,672	108	8,278	3,240	1,830	14	5,084	3,194

* Eighth judge added to the Tenth District effective July 1, 1991.

COURTS OF APPEALS
DOMESTIC RELATIONS, JUVENILE AND PROBATE APPEALS
1991

	NUMBER OF JUDGES	CASES PENDING JANUARY 1	NEW CASES FILED	TRANSFERRED IN OR REACTIVATED	TOTAL CASES	-----TERMINATED BY-----			TOTAL TERMIN- ATIONS	CASES PENDING DECEMBER 31
						DECISION OR OPINION	DIS- MISSAL	BANK- RUPTCY STAY		
FIRST DISTRICT	6	59	93	2	154	48	37	0	85	69
SECOND DISTRICT	5	121	172	0	293	107	57	0	164	129
THIRD DISTRICT	4	65	105	0	170	66	40	0	106	64
FOURTH DISTRICT	4	72	85	0	157	69	22	0	91	66
FIFTH DISTRICT	5	89	205	1	295	125	67	0	192	103
SIXTH DISTRICT	5	94	150	1	245	86	68	0	154	91
SEVENTH DISTRICT	3	67	85	1	153	40	29	0	69	84
EIGHTH DISTRICT	12	152	167	9	328	96	79	0	175	153
NINTH DISTRICT	5	57	132	0	189	94	25	0	119	70
TENTH DISTRICT	7.5 *	32	91	0	123	43	41	0	84	39
ELEVENTH DISTRICT	4	88	118	3	209	103	30	0	133	76
TWELFTH DISTRICT	4	71	129	4	204	81	45	0	126	78
<hr/>										
STATEWIDE	64.5	967	1,532	21	2,520	958	540	0	1,498	1,022

* Eighth judge added to the Tenth District effective July 1, 1991.

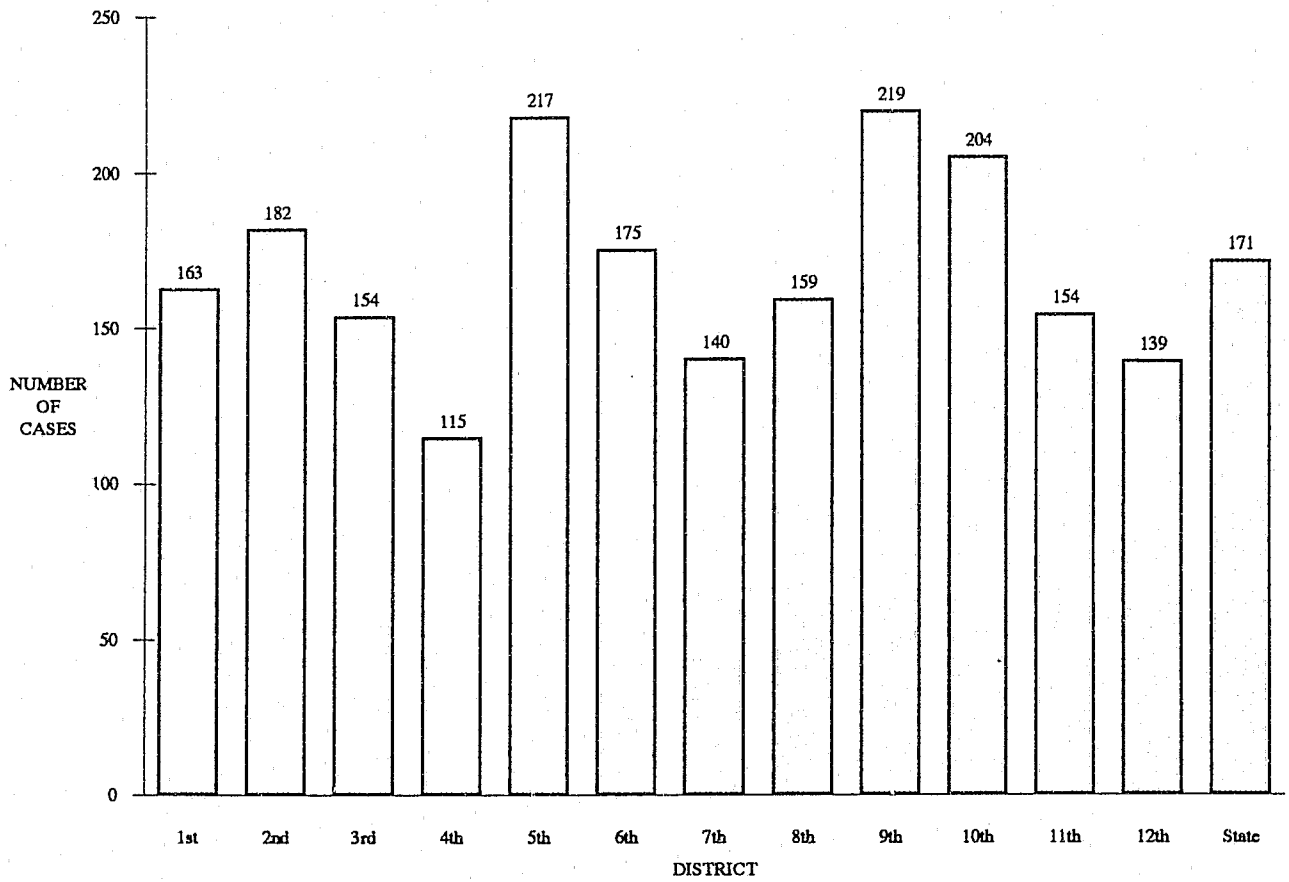
COURTS OF APPEALS
MISCELLANEOUS MATTERS
1991

	NUMBER OF JUDGES	CASES PENDING JANUARY 1	NEW CASES FILED	TRANSFERRED IN OR REACTIVATED	TOTAL CASES	-----TERMINATED BY-----			TOTAL TERMIN- ATIONS	CASES PENDING DECEMBER 31
						DECISION OR OPINION	DIS- MISSAL	BANK- RUPTCY STAY		
FIRST DISTRICT	6	6	48	0	54	2	23	0	25	29
SECOND DISTRICT	5	11	43	0	54	14	29	0	43	11
THIRD DISTRICT	4	24	43	0	67	24	22	0	46	21
FOURTH DISTRICT	4	19	59	2	80	10	36	0	46	34
FIFTH DISTRICT	5	20	83	3	106	32	39	0	71	35
SIXTH DISTRICT	5	5	37	0	42	3	36	0	39	3
SEVENTH DISTRICT	3	7	31	0	38	16	8	0	24	14
EIGHTH DISTRICT	12	47	194	5	246	184	5	0	189	57
NINTH DISTRICT	5	18	67	0	85	1	63	0	64	21
TENTH DISTRICT	7.5 *	300	549	1	850	446	109	0	555	295
ELEVENTH DISTRICT	4	31	57	2	90	39	20	0	59	31
TWELFTH DISTRICT	4	9	31	0	40	6	15	0	21	19
<hr/>										
STATEWIDE	64.5	497	1,242	13	1,752	777	405	0	1,182	570

* Eighth judge added to the Tenth District effective July 1, 1991.

Miscellaneous matters include habeas corpus, original actions, administrative appeals, and appeals from the court of claims

**COURTS OF APPEALS
AVERAGE NEW CASES FILED PER JUDGE
1991**



SECTION D

COURT OF CLAIMS

**COURT OF CLAIMS
OVERALL CASELOAD
1991**

	<u>Judicial</u>	<u>Administrative</u>	<u>Total</u>
Cases Pending January 1, 1991	497	223	720
Cases Filed During 1991	513	839	1,352
Cases Transferred in 1991	0	0	0
Total Terminations	507	716	1,223
Cases Pending December 31, 1991	503	346	849

VICTIMS OF CRIME CLAIMS

Single Commissioner

2,992	Claims Pending January 1, 1991
6,911	Claims Filed During 1991 (Includes Supplemental Filings)
5,095	Claims Terminated During 1991
4,808	Claims Pending December 31, 1991

Panel of Commissioners

121	Objections Pending January 1, 1991
357	Objections Filed During 1991
319	Objections Terminated During 1991
159	Objections Pending December 31, 1991

Judges

20	Appeals Pending January 1, 1991
47	Appeals Filed During 1991
59	Appeals Terminated During 1991
8	Appeals Pending December 31, 1991

SECTION E

COURTS OF COMMON PLEAS

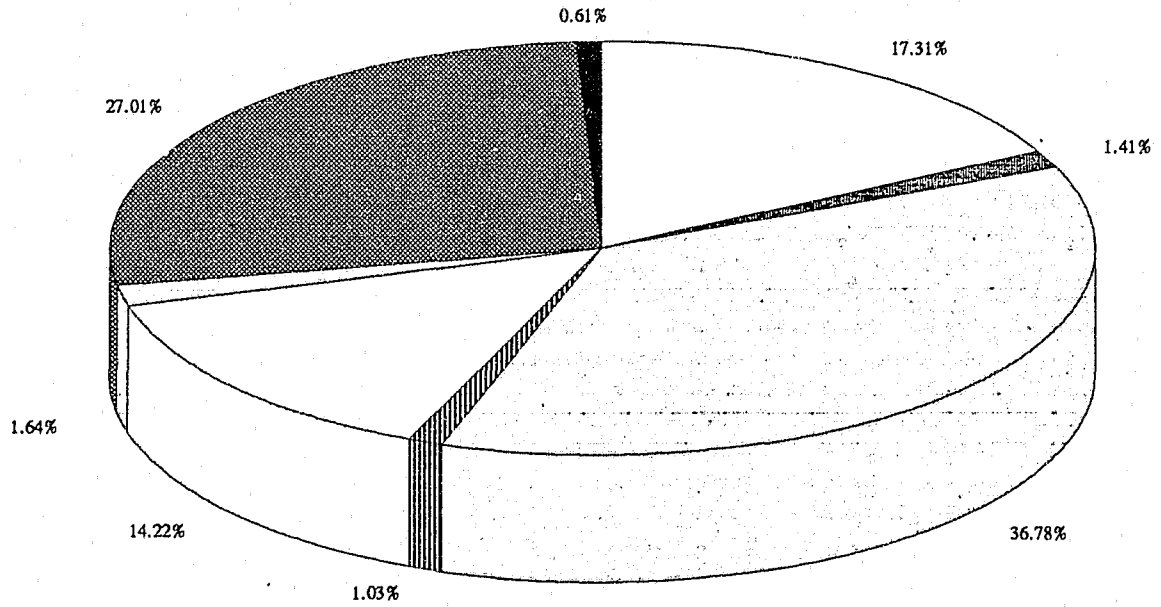
General Division

Note: Statistics for 1991 have been affected by the implementation of amendments to the Rules of Superintendence and procedural changes instituted by the Court Statistical Reporting Section of the Supreme Court. These changes may affect comparisons between statistics reported in 1991 and previous years.

COURTS OF COMMON PLEAS - GENERAL DIVISION
 COMPOSITE REPORT FORM FOR THE ENTIRE STATE
 1991

	PROFES- SIONAL TORT	PRODUCT LIABILITY	OTHER TORTS	WORKERS' COMPEN- SATION	FORE- CLOSURES	ADMINIS- TRATIVE APPEALS	COMPLEX LITI- GATION	OTHER CIVIL	CRIMINAL	TOTAL
CASES PENDING BEGINNING OF YEAR	2,600	1,241	24,399	2,974	7,811	1,269	454	24,760	11,794	77,302
NEW CASES FILED	2,164	929	26,503	2,512	21,773	1,571	139	41,364	56,322	153,277
TRANSFERRED IN OR REACTIVATED CASES	467	200	3,398	321	1,550	341	194	4,017	5,514	16,002
TOTAL CASES	5,231	2,370	54,300	5,807	31,134	3,181	787	70,141	73,630	246,581
CASES TERMINATED BY:										
JURY TRIAL	157	39	840	107	11	20	14	415	1,988	3,591
COURT TRIAL	118	89	1,190	178	5,592	292	36	3,681	1,409	12,585
SETTLED OR DISMISSED PRIOR TO TRIAL	519	242	7,335	956	1,850	240	163	6,764	986	19,055
DISMISSAL	964	468	11,280	1,243	4,324	597	79	11,485	4,102	34,542
DISMISSAL FOR LACK OF SPEEDY TRIAL (CRIMINAL) OR WANT OF PROSECUTION (CIVIL)	303	76	1,763	216	420	108	14	2,276	376	5,552
DEFAULT	27	23	1,871	179	7,237	109	20	11,685	X	21,151
DIVERSION OR ARBITRATION	54	35	1,905	3	55	1	3	972	485	3,513
GUILTY/NO CONTEST TO ORIGINAL CHARGE	X	X	X	X	X	X	X	X	21,338	21,338
GUILTY/NO CONTEST TO REDUCED CHARGE	X	X	X	X	X	X	X	X	22,702	22,702
UNAVAILABILITY OF ACCUSED	X	X	X	X	X	X	X	X	3,752	3,752
TRANSFERRED OUT	342	150	2,414	179	519	181	42	3,062	1,566	8,455
REFERRED TO PRIVATE JUDGE	6	0	9	1	10	1	0	19	X	46
BANKRUPTCY STAY OR INTERLOCUTORY APPEAL	23	46	420	16	1,059	27	21	1,467	47	3,126
ALL OTHER TERMINATIONS	166	135	828	192	1,752	452	84	3,494	1,248	8,351
TOTAL TERMINATIONS	2,679	1,303	29,855	3,270	22,829	2,028	476	45,320	59,999	167,759
CASES PENDING END OF YEAR	2,552	1,067	24,445	2,537	8,305	1,153	311	24,821	13,631	78,822
TIME GUIDELINE (MONTHS)	24	24	24	12	12	6	36	12	6	X
CASES PENDING END OF YEAR BEYOND TIME GUIDELINE	212	80	1,060	613	633	430	55	4,329	867	8,279

COURTS OF COMMON PLEAS - GENERAL DIVISION
 NEW CASES FILED COMPARISON
 1991



□ OTHER TORTS	■ PROFESSIONAL TORT	□ CRIMINAL	▨ ADMINISTRATIVE APPEALS
□ FORCLOSURES	□ WORKERS' COMPENSATION	▩ OTHER CIVIL	■ PRODUCT LIABILITY

**COURTS OF COMMON PLEAS - GENERAL DIVISION
OVERALL CASELOADS
1991**

COUNTY	NUMBER OF JUDGES	----- POPULATION -----		NEW FILINGS, TRANSFERS, ----- AND REACTIVATIONS -----			----- TERMINATIONS -----		
		TOTAL	PER JUDGE	TOTAL	PER JUDGE	PER 1000 POPULATION	TOTAL	PER JUDGE	PER 1000 POPULATION
The judges of the following counties also have Domestic Relations, Probate, and Juvenile Division jurisdiction.									
ADAMS	1	25,371	25,371	231	231	9	256	256	10
HARRISON	1	16,085	16,085	136	136	8	141	141	9
HENRY	1	29,108	29,108	152	152	5	148	148	5
MORGAN	1	14,194	14,194	152	152	11	154	154	11
MORROW	1	27,749	27,749	336	336	12	306	306	11
NOBLE	1	11,336	11,336	112	112	10	130	130	11
WYANDOT	1	22,254	22,254	204	204	9	213	213	10

The judges of the following counties have General Division jurisdiction exclusively.

BUTLER	5	291,479	58,296	3,146	629	11	3,141	628	11
CLERMONT	3	150,187	50,062	2,088	696	14	2,045	682	14
CUYAHOGA	34	1,412,140	41,534	40,534	1,192	29	40,219	1,183	28
ERIE	1	76,779	76,779	1,166	1,166	15	1,074	1,074	14
FRANKLIN	16	961,437	60,090	21,292	1,331	22	20,485	1,280	21
GREENE	2	136,731	68,366	1,194	597	9	1,117	559	8
HAMILTON	14	866,228	61,873	13,555	968	16	13,985	999	16
LAKE	3	215,499	71,833	2,623	874	12	2,525	842	12
LICKING	2	128,300	64,150	1,098	549	9	1,230	615	10
LORAIN	4	271,126	67,782	4,001	1,000	15	3,809	952	14
LUCAS	9	462,361	51,373	8,589	954	19	9,156	1,017	20
MAHONING	5	264,806	52,961	4,970	994	19	4,094	819	15
MONTGOMERY	11	573,809	52,164	10,030	912	17	9,704	882	17
PORTAGE	2	142,585	71,293	1,491	746	10	1,325	663	9
RICHLAND	2	126,137	63,069	1,630	815	13	1,901	951	15
STARK	4	367,585	91,896	3,430	858	9	3,611	903	10
SUMMIT	8	514,990	64,374	8,247	1,031	16	8,744	1,093	17
TRUMBULL	3	227,813	75,938	2,632	877	12	2,673	891	12
WARREN	2	113,909	56,955	1,250	625	11	1,237	619	11

The judges of the following counties also have Domestic Relations Division jurisdiction.

ALLEN	2	109,755	54,878	1,259	630	11	1,293	647	12
ASHLAND	1	47,507	47,507	401	401	8	380	380	8
ASHTABULA	3	99,821	33,274	1,267	422	13	1,242	414	12
ATHENS	2	59,549	29,775	528	264	9	439	220	7
AUGLAIZE	1	44,585	44,585	487	487	11	475	475	11
BELMONT	2	71,074	35,537	683	342	10	626	313	9
BROWN	1	34,966	34,966	321	321	9	291	291	8
CARROLL	1	26,521	26,521	261	261	10	266	266	10
CHAMPAIGN	1	36,019	36,019	356	356	10	358	358	10
CLARK	3	147,548	49,183	1,613	538	11	1,456	485	10
CLINTON	1	35,415	35,415	214	214	6	229	229	6
COLUMBIANA	2	108,276	54,138	1,011	506	9	958	479	9
COSHOCTON	1	35,427	35,427	343	343	10	361	361	10
CRAWFORD	1	47,870	47,870	454	454	9	470	470	10
DARKE	1	53,619	53,619	606	606	11	603	603	11
DEFIANCE	1	39,350	39,350	400	400	10	392	392	10
DELAWARE	1	66,929	66,929	719	719	11	599	599	9
FAIRFIELD	2	103,461	51,731	935	468	9	898	449	9
FAYETTE	1	27,466	27,466	331	331	12	310	310	11
FULTON	1	38,498	38,498	393	393	10	377	377	10
GALLIA	1	30,954	30,954	237	237	8	249	249	8
GEOUGA	2	81,129	40,565	991	496	12	942	471	12
GUERNSEY	1	39,024	39,024	420	420	11	430	430	11

COURTS OF COMMON PLEAS - GENERAL DIVISION
OVERALL CASELOADS (continued)
1991

COUNTY	NUMBER OF JUDGES	----- POPULATION -----		NEW FILINGS, TRANSFERS, AND REACTIVATIONS -----			----- TERMINATIONS -----		
		TOTAL	PER JUDGE	TOTAL	PER JUDGE	PER 1000 POPULATION	TOTAL	PER JUDGE	PER 1000 POPULATION
HANCOCK	2	65,536	32,768	687	344	10	623	312	10
HARDIN	1	31,111	31,111	202	202	6	217	217	7
HIGHLAND	1	35,728	35,728	287	287	8	306	306	9
HOCKING	1	25,533	25,533	327	327	13	321	321	13
HOLMES	1	32,849	32,849	285	285	9	275	275	8
HURON	1	56,240	56,240	619	619	11	666	666	12
JACKSON	1	30,230	30,230	243	243	8	219	219	7
JEFFERSON	2	80,298	40,149	960	480	12	930	465	12
KNOX	1	47,473	47,473	903	903	19	814	814	17
LAWRENCE	2	61,834	30,917	732	366	12	768	384	12
LOGAN	1	42,310	42,310	524	524	12	514	514	12
MADISON	1	37,068	37,068	377	377	10	350	350	9
MARION	2	64,274	32,137	687	344	11	734	367	11
MEDINA	2	122,354	61,177	1,131	566	9	1,017	509	8
MEIGS	1	22,987	22,987	269	269	12	287	287	12
MERCER	1	39,443	39,443	234	234	6	237	237	6
MIAMI	2	93,182	46,591	794	397	9	783	392	8
MONROE	1	15,497	15,497	238	238	15	265	265	17
MUSKINGUM	2	82,068	41,034	771	386	9	792	396	10
OTTAWA	1	40,029	40,029	380	380	9	453	453	11
PAULDING	1	20,488	20,488	203	203	10	212	212	10
PERRY	1	31,557	31,557	384	384	12	438	438	14
PICKAWAY	1	48,255	48,255	519	519	11	535	535	11
PIKE	1	24,249	24,249	348	348	14	359	359	15
PREBLE	1	40,113	40,113	463	463	12	433	433	11
PUTNAM	1	33,819	33,819	229	229	7	250	250	7
ROSS	2	69,330	34,665	676	338	10	669	335	10
SANDUSKY	2	61,963	30,982	616	308	10	579	290	9
SCIOTO	2	80,327	40,164	952	476	12	1,058	529	13
SENECA	2	59,733	29,867	538	269	9	615	308	10
SHELBY	1	44,915	44,915	459	459	10	474	474	11
TUSCARAWAS	2	84,090	42,045	1,212	606	14	1,045	523	12
UNION	1	31,969	31,969	345	345	11	389	389	12
VAN WERT	1	30,454	30,454	318	318	10	292	292	10
VINTON	1	11,098	11,098	184	184	17	154	154	14
WASHINGTON	2	62,254	31,127	477	239	8	447	224	7
WAYNE	2	101,461	50,731	643	322	6	625	313	6
WILLIAMS	1	36,956	36,956	298	298	8	314	314	8
WOOD	3	113,269	37,756	1,246	415	11	1,233	411	11
STATEWIDE	225	10,847,115	48,209	169,279	752	16	167,759	746	15

All population figures based on 1990 U.S. Census

COURTS OF COMMON PLEAS - GENERAL DIVISION
PROFESSIONAL TORT OVERALL CASELOADS
1991

COUNTY	CASES PENDING JANUARY 1	NEW FILINGS	REACTIVATIONS AND TRANSFERS	TOTAL CASES	TOTAL TERMIN- ATIONS	% NET INCREASE IN CASELOAD	CASES PENDING DECEMBER 31	CASES PENDING BEYOND TIME GUIDELINES
ADAMS	1	0	1	2	0	100.0%	2	1
ALLEN	17	25	9	51	24	58.8%	27	0
ASHLAND	3	3	1	7	3	33.3%	4	0
ASHTABULA	27	8	4	39	15	-11.1%	24	6
ATHENS	3	2	0	5	1	33.3%	4	0
AUGLAIZE	3	1	0	4	4	-100.0%	0	0
BELMONT	4	3	1	8	6	-50.0%	2	1
BROWN	0	1	0	1	0	-	1	0
BUTLER	31	22	7	60	32	-9.7%	28	4
CARROLL	1	1	0	2	1	0.0%	1	0
CHAMPAIGN	1	1	0	2	1	0.0%	1	0
CLARK	14	22	1	37	13	71.4%	24	2
CLERMONT	12	5	0	17	11	-50.0%	6	0
CLINTON	6	3	0	9	3	0.0%	6	1
COLUMBIANA	12	11	4	27	11	33.3%	16	0
COSHOCTON	2	3	1	6	3	50.0%	3	0
CRAWFORD	9	6	1	16	7	0.0%	9	0
CUYAHOGA	797	621	96	1,514	787	-8.8%	727	49
DARKE	1	3	0	4	2	100.0%	2	0
DEFIANCE	6	1	0	7	5	-66.7%	2	0
DELAWARE	4	2	0	6	2	0.0%	4	2
ERIE	19	15	1	35	10	31.6%	25	6
FAIRFIELD	5	8	1	14	6	60.0%	8	1
FAYETTE	18	1	0	19	13	-66.7%	6	0
FRANKLIN	246	232	58	536	302	-4.9%	234	28
FULTON	1	5	0	6	6	-100.0%	0	0
GALLIA	4	4	0	8	6	-50.0%	2	0
GEAUGA	6	16	2	24	11	116.7%	13	0
GREENE	14	2	3	19	9	-28.6%	10	0
GUERNSEY	6	5	0	11	4	16.7%	7	0
HAMILTON	274	262	18	554	249	11.3%	305	54
HANCOCK	13	4	3	20	15	-61.5%	5	1
HARDIN	0	1	0	1	0	-	1	0
HARRISON	1	0	0	1	0	0.0%	1	0
HENRY	0	1	0	1	1	0.0%	0	0
HIGHLAND	0	0	0	0	0	0.0%	0	0
HOCKING	2	1	1	4	2	0.0%	2	0
HOLMES	0	0	0	0	0	0.0%	0	0
HURON	11	6	1	18	11	-36.4%	7	0
JACKSON	0	1	0	1	0	-	1	0
JEFFERSON	16	8	1	25	18	-56.3%	7	0
KNOX	1	3	0	4	0	300.0%	4	0
LAKE	28	33	7	68	37	10.7%	31	0
LAWRENCE	5	2	0	7	2	0.0%	5	1
LICKING	10	12	1	23	10	30.0%	13	1
LOGAN	3	6	0	9	5	33.3%	4	0
LORAIN	32	35	1	68	28	25.0%	40	3
LUCAS	208	146	63	417	211	-1.0%	206	14
MADISON	1	9	0	10	4	500.0%	6	0
MAHONING	80	59	37	176	80	20.0%	96	4
MARION	12	17	0	29	7	83.3%	22	0
MEDINA	4	17	0	21	8	225.0%	13	1
MEIGS	3	1	0	4	3	-66.7%	1	0
MERCER	2	3	0	5	3	0.0%	2	0
MIAMI	11	4	0	15	10	-54.5%	5	0
MONROE	1	0	0	1	1	-100.0%	0	0
MONTGOMERY	136	109	62	307	188	-12.5%	119	5

COURTS OF COMMON PLEAS - GENERAL DIVISION
PROFESSIONAL TORT OVERALL CASELOADS (continued)
1991

COUNTY	CASES PENDING JANUARY 1	NEW FILINGS	REACTIVATIONS AND TRANSFERS	TOTAL CASES	TOTAL TERMIN- ATIONS	% NET INCREASE IN CASELOAD	CASES PENDING DECEMBER 31	CASES PENDING BEYOND TIME GUIDELINES
MORGAN	0	0	1	1	1	0.0%	0	0
MORROW	5	1	0	6	2	-20.0%	4	1
MUSKINGUM	10	10	0	20	7	30.0%	13	1
NOBLE	1	0	0	1	1	-100.0%	0	0
OTTAWA	11	3	0	14	8	-45.5%	6	2
PAULDING	3	3	0	6	2	33.3%	4	0
PERRY	1	1	0	2	0	100.0%	2	1
PICKAWAY	2	1	0	3	2	-50.0%	1	0
PIKE	1	0	0	1	1	-100.0%	0	0
PORTAGE	24	11	0	35	22	-45.8%	13	0
PREBLE	0	1	0	1	0	-	1	0
PUTNAM	1	0	0	1	0	0.0%	1	0
RICHLAND	24	20	6	50	24	8.3%	26	0
ROSS	7	12	0	19	12	0.0%	7	1
SANDUSKY	4	6	1	11	6	25.0%	5	0
SCIOTO	27	22	0	49	25	-11.1%	24	4
SENECA	5	2	0	7	4	-40.0%	3	1
SHELBY	10	5	0	15	12	-70.0%	3	0
STARK	97	76	21	194	109	-12.4%	85	2
SUMMIT	129	126	29	284	149	4.7%	135	5
TRUMBULL	62	47	16	125	51	19.4%	74	6
TUSCARAWAS	13	11	0	24	10	7.7%	14	3
UNION	5	1	0	6	5	-60.0%	1	0
VAN WERT	2	1	0	3	2	-50.0%	1	0
VINTON	0	0	0	0	0	0.0%	0	0
WARREN	3	8	0	11	3	166.7%	8	0
WASHINGTON	4	5	0	9	2	75.0%	7	0
WAYNE	9	11	2	22	10	33.3%	12	0
WILLIAMS	4	0	0	4	2	-50.0%	2	0
WOOD	6	7	5	18	12	0.0%	6	0
WYANDOT	3	1	0	4	4	-100.0%	0	0
STATEWIDE	2,600	2,164	467	5,231	2,679	-1.8%	2,552	212

88

COURTS OF COMMON PLEAS - GENERAL DIVISION
 PROFESSIONAL TORT TERMINATIONS
 1991

COUNTY	JURY TRIAL	COURT TRIAL	SETTLED OR		DISMISSAL		DIVERSION OR ARBITRATION	TRANS-FERRED OUT	PRIVATE JUDGE REFERRAL	BANKRUPTCY STAY/INTERLOCUTORY APPEAL	OTHER TERMINATIONS	TOTAL TERMINATIONS
			DISMISSED PRE TRIAL	DISMISSAL	FOR WANT OF PROSECUTION	DE-FAULT						
ADAMS	0	0	0	0	0	0	0	0	0	0	0	0
ALLEN	3	1	13	4	1	0	0	2	0	0	0	24
ASHLAND	1	0	0	2	0	0	0	0	0	0	0	3
ASHTABULA	1	0	6	3	0	0	0	4	0	0	1	15
ATHENS	0	0	0	0	0	0	0	0	0	0	1	1
AUGLAIZE	0	0	4	0	0	0	0	0	0	0	0	4
BELMONT	1	0	0	3	0	0	0	0	0	0	2	6
BROWN	0	0	0	0	0	0	0	0	0	0	0	0
BUTLER	6	0	15	3	1	0	0	3	0	0	4	32
CARROLL	0	0	0	0	0	0	0	0	0	0	1	1
CHAMPAIGN	0	0	1	0	0	0	0	0	0	0	0	1
CLARK	0	1	5	4	0	0	0	1	0	0	2	13
CLERMONT	0	0	3	4	0	1	2	0	0	0	1	11
CLINTON	1	1	1	0	0	0	0	0	0	0	0	3
COLUMBIANA	2	0	8	0	0	0	0	0	0	1	0	11
COSHOCTON	1	0	0	1	0	0	0	0	0	0	1	3
CRAWFORD	0	0	4	2	1	0	0	0	0	0	0	7
CUYAHOGA	38	90	8	279	257	4	17	89	0	5	0	787
DARKE	0	0	2	0	0	0	0	0	0	0	0	2
DEFIANCE	0	0	3	2	0	0	0	0	0	0	0	5
DELAWARE	0	0	1	1	0	0	0	0	0	0	0	2
ERIE	0	0	7	1	1	0	0	0	0	0	1	10
FAIRFIELD	1	0	3	0	0	0	0	0	1	0	1	6
FAYETTE	0	0	0	0	13	0	0	0	0	0	0	13
FRANKLIN	22	1	46	130	13	7	4	42	4	7	26	302
FULTON	0	0	0	3	0	0	0	2	0	0	1	6
GALLIA	0	0	2	4	0	0	0	0	0	0	0	6
GEAUGA	0	0	4	5	0	0	0	2	0	0	0	11
GREENE	0	0	2	4	0	0	0	3	0	0	0	9
GUERNSEY	0	0	1	2	0	0	0	1	0	0	0	4
HAMILTON	12	4	75	101	1	3	17	14	0	1	21	249
HANCOCK	2	0	7	3	0	0	0	1	0	0	2	15
HARDIN	0	0	0	0	0	0	0	0	0	0	0	0
HARRISON	0	0	0	0	0	0	0	0	0	0	0	0
HENRY	0	0	1	0	0	0	0	0	0	0	0	1
HIGHLAND	0	0	0	0	0	0	0	0	0	0	0	0
HOCKING	0	0	1	0	0	0	0	1	0	0	0	2
HOLMES	0	0	0	0	0	0	0	0	0	0	0	0
HURON	0	1	7	1	0	0	0	0	0	0	2	11
JACKSON	0	0	0	0	0	0	0	0	0	0	0	0
JEFFERSON	0	0	11	2	0	0	0	2	0	0	3	18
KNOX	0	0	0	0	0	0	0	0	0	0	0	0
LAKE	1	0	8	18	0	1	0	8	0	1	0	37
LAWRENCE	0	0	0	1	1	0	0	0	0	0	0	2
LUCKING	0	0	3	4	0	0	0	2	0	0	1	10
LOGAN	0	0	2	1	0	0	0	0	0	0	2	5
LORAIN	1	2	13	5	0	0	0	5	0	1	1	28
LUCAS	12	0	62	71	4	1	8	5	0	1	47	211
MADISON	0	0	1	1	0	0	0	0	0	0	2	4
MAHONING	5	6	12	29	0	0	0	25	0	1	2	80
MARION	0	1	1	3	0	0	0	2	0	0	0	7
MEDINA	0	0	0	5	0	2	0	0	1	0	0	8
MEIGS	0	0	1	0	0	0	0	0	0	0	2	3
MERCER	0	0	3	0	0	0	0	0	0	0	0	3
MIAMI	1	0	4	4	0	0	0	0	0	0	1	10
MONROE	0	0	0	1	0	0	0	0	0	0	0	1
MONTGOMERY	11	1	9	90	5	7	0	57	0	2	6	188

COURTS OF COMMON PLEAS - GENERAL DIVISION
 PROFESSIONAL TORT TERMINATIONS (continued)
 1991

COUNTY	JURY TRIAL	COURT TRIAL	SETTLED OR	DISMISSAL	DISMISSAL	DIVERSION	TRANS-	PRIVATE	BANKRUPTCY	OTHER	TOTAL	
			DISMISSED		FOR WANT OF							OR ARBI-
			PRE TRIAL	MISSAL	PROSECUTION	FAULT	TRATION	OUT	REFERRAL	UTORY APPEAL	ATIONS	ATIONS
MORGAN	0	0	0	1	0	0	0	0	0	0	0	1
MORROW	0	0	2	0	0	0	0	0	0	0	0	2
MUSKINGUM	0	0	2	3	0	0	0	0	0	0	2	7
NOBLE	0	0	0	1	0	0	0	0	0	0	0	1
OTTAWA	0	0	2	3	0	0	0	2	0	0	1	8
PAULDING	0	0	1	0	0	0	0	1	0	0	0	2
PERRY	0	0	0	0	0	0	0	0	0	0	0	0
PICKAWAY	0	0	0	2	0	0	0	0	0	0	0	2
PIKE	0	0	1	0	0	0	0	0	0	0	0	1
PORTAGE	1	3	8	8	0	0	0	2	0	0	0	22
PREBLE	0	0	0	0	0	0	0	0	0	0	0	0
PUTNAM	0	0	0	0	0	0	0	0	0	0	0	0
RICHLAND	2	0	13	3	0	0	0	2	0	0	4	24
ROSS	2	0	2	4	1	0	0	1	0	0	2	12
SANDUSKY	1	0	3	2	0	0	0	0	0	0	0	6
SCIOTO	1	2	6	8	1	0	1	6	0	0	0	25
SENECA	0	0	2	0	0	0	0	0	0	0	2	4
SHELBY	1	0	0	10	0	0	0	0	0	0	1	12
STARK	16	0	43	25	2	0	1	17	0	1	4	109
SUMMIT	6	2	50	39	1	1	4	31	0	2	13	149
TRUMBULL	3	0	4	40	0	0	0	4	0	0	0	51
TUSCARAWAS	0	0	0	10	0	0	0	0	0	0	0	10
UNION	1	1	0	3	0	0	0	0	0	0	0	5
VAN WERT	0	1	1	0	0	0	0	0	0	0	0	2
VINTON	0	0	0	0	0	0	0	0	0	0	0	0
WARREN	0	0	2	1	0	0	0	0	0	0	0	3
WASHINGTON	0	0	2	0	0	0	0	0	0	0	0	2
WAYNE	0	0	9	0	0	0	0	1	0	0	0	10
WILLIAMS	0	0	0	1	0	0	0	1	0	0	0	2
WOOD	0	0	5	1	0	0	0	3	0	0	3	12
WYANDOT	1	0	1	2	0	0	0	0	0	0	0	4
STATEWIDE	157	118	519	964	303	27	54	342	6	23	166	2,679

COURTS OF COMMON PLEAS - GENERAL DIVISION
 PRODUCT LIABILITY OVERALL CASELOADS
 1991

COUNTY	CASES PENDING JANUARY 1	NEW FILINGS	REACTIVATIONS AND TRANSFERS	TOTAL CASES	TOTAL TERMIN- ATIONS	% NET INCREASE IN CASELOAD	CASES PENDING DECEMBER 31	CASES PENDING BEYOND TIME GUIDELINES
ADAMS	0	0	0	0	0	0.0%	0	0
ALLEN	4	9	2	15	5	150.0%	10	0
ASHLAND	3	2	0	5	1	33.3%	4	0
ASHTABULA	8	5	2	15	8	-12.5%	7	1
ATHENS	3	1	0	4	1	0.0%	3	1
AUGLAIZE	0	2	1	3	2	-	1	0
BELMONT	6	4	1	11	5	0.0%	6	0
BROWN	1	1	0	2	1	0.0%	1	0
BUTLER	18	12	2	32	24	-55.6%	8	0
CARROLL	0	0	0	0	0	0.0%	0	0
CHAMPAIGN	4	1	0	5	3	-50.0%	2	0
CLARK	4	7	0	11	8	-25.0%	3	0
CLERMONT	4	4	0	8	4	0.0%	4	0
CLINTON	2	1	0	3	2	-50.0%	1	0
COLUMBIANA	4	2	1	7	6	-75.0%	1	0
COSHOCTON	1	4	0	5	2	200.0%	3	0
CRAWFORD	0	2	0	2	1	-	1	0
CUYAHOGA	331	240	55	626	365	-21.1%	261	22
DARKE	6	6	0	12	9	-50.0%	3	0
DEFIANCE	1	0	0	1	1	-100.0%	0	0
DELAWARE	4	0	0	4	0	0.0%	4	2
ERIE	20	20	3	43	18	25.0%	25	3
FAIRFIELD	1	4	0	5	0	400.0%	5	0
FAYETTE	1	0	0	1	0	0.0%	1	0
FRANKLIN	136	79	39	254	151	-24.3%	103	17
FULTON	2	1	0	3	2	-50.0%	1	0
GALLIA	0	1	0	1	0	-	1	0
GEAUGA	1	8	1	10	5	400.0%	5	0
GREENE	4	14	3	21	11	150.0%	10	0
GUERNSEY	1	0	0	1	0	0.0%	1	0
HAMILTON	141	112	8	261	116	2.8%	145	11
HANCOCK	15	1	0	16	12	-73.3%	4	0
HARDIN	0	1	0	1	0	-	1	0
HARRISON	0	0	0	0	0	0.0%	0	0
HENRY	0	1	0	1	0	-	1	0
HIGHLAND	0	1	0	1	0	-	1	1
HOCKING	0	0	0	0	0	0.0%	0	0
HOLMES	0	0	0	0	0	0.0%	0	0
HURON	2	5	0	7	2	150.0%	5	0
JACKSON	2	0	0	2	2	-100.0%	0	0
JEFFERSON	0	4	3	7	4	-	3	0
KNOX	0	2	0	2	2	0.0%	0	0
LAKE	16	14	2	32	19	-18.8%	13	1
LAWRENCE	4	3	1	8	5	-25.0%	3	0
LICKING	2	0	0	2	2	-100.0%	0	0
LOGAN	2	5	2	9	6	50.0%	3	0
LORAIN	3	0	0	3	1	-33.3%	2	1
LUCAS	224	68	23	315	165	-33.0%	150	3
MADISON	2	1	1	4	3	-50.0%	1	0
MAHONING	22	10	7	39	20	-13.6%	19	3
MARION	2	0	0	2	1	-50.0%	1	0
MEDINA	7	10	0	17	6	57.1%	11	3
MEIGS	2	0	0	2	2	-100.0%	0	0
MERCER	2	1	0	3	0	50.0%	3	1
MIAMI	1	3	0	4	3	0.0%	1	0
MONROE	0	0	0	0	0	0.0%	0	0
MONTGOMERY	51	58	16	125	90	-31.4%	35	1

COURTS OF COMMON PLEAS - GENERAL DIVISION
 PRODUCT LIABILITY OVERALL CASELOADS (continued)
 1991

COUNTY	CASES PENDING JANUARY 1	NEW FILINGS	REACTIVATIONS AND TRANSFERS	TOTAL CASES	TOTAL TERMIN- ATIONS	% NET INCREASE IN CASELOAD	CASES PENDING DECEMBER 31	CASES PENDING BEYOND TIME GUIDELINES
MORGAN	1	0	0	1	1	0.0%	0	0
MORROW	1	4	1	6	2	300.0%	4	0
MUSKINGUM	4	38	1	43	13	650.0%	30	0
NOBLE	1	1	0	2	0	100.0%	2	0
OTTAWA	3	4	0	7	3	33.3%	4	0
PAULDING	2	0	0	2	1	-50.0%	1	1
PERRY	1	0	0	1	1	-100.0%	0	0
PICKAWAY	3	2	0	5	3	-33.3%	2	1
PIKE	1	1	0	2	1	0.0%	1	0
PORTAGE	6	8	0	14	7	16.7%	7	0
PREBLE	2	2	0	4	2	0.0%	2	0
PUTNAM	0	0	0	0	0	0.0%	0	0
RICHLAND	8	2	1	11	8	-62.5%	3	1
ROSS	1	0	0	1	1	-100.0%	0	0
SANDUSKY	4	3	1	8	5	-25.0%	3	0
SCIOTO	12	18	0	30	20	-16.7%	10	0
SENECA	3	0	0	3	3	-100.0%	0	0
SHELBY	7	3	0	10	6	-42.9%	4	0
STARK	26	37	4	67	23	69.2%	44	3
SUMMIT	35	34	6	75	48	-22.9%	27	1
TRUMBULL	10	19	6	35	21	40.0%	14	0
TUSCARAWAS	18	1	1	20	13	-61.1%	7	1
UNION	0	0	0	0	0	0.0%	0	0
VAN WERT	0	0	0	0	0	0.0%	0	0
VINTON	0	0	0	0	0	0.0%	0	0
WARREN	7	8	0	15	7	14.3%	8	0
WASHINGTON	2	2	0	4	1	50.0%	3	0
WAYNE	3	2	0	5	1	33.3%	4	0
WILLIAMS	3	1	0	4	2	-33.3%	2	1
WOOD	7	9	6	22	14	14.3%	8	0
WYANDOT	0	0	0	0	0	0.0%	0	0
STATEWIDE	1,241	929	200	2,370	1,303	-14.0%	1,067	80

88

COURTS OF COMMON PLEAS - GENERAL DIVISION
 PRODUCT LIABILITY TERMINATIONS
 1991

COUNTY	JURY TRIAL	COURT TRIAL	SETTLED OR DISMISSED PRE TRIAL	DISMISSAL	FOR WANT OF PROSECUTION	DEFAULT	DIVERSION OR ARBITRATION	TRANSFERRED OUT	PRIVATE JUDGE REFERRAL	BANKRUPTCY STAY/INTERLOCUTORY APPEAL	OTHER TERMINATIONS	TOTAL TERMINATIONS
ADAMS	0	0	0	0	0	0	0	0	0	0	0	0
ALLEN	0	0	4	1	0	0	0	0	0	0	0	5
ASHLAND	0	0	1	0	0	0	0	0	0	0	0	1
ASHTABULA	0	0	3	3	0	0	0	2	0	0	0	8
ATHENS	0	0	0	1	0	0	0	0	0	0	0	1
AUGLAIZE	0	0	1	0	0	0	0	0	0	0	1	2
BELMONT	1	0	0	1	0	0	0	1	0	2	0	5
BROWN	0	0	1	0	0	0	0	0	0	0	0	1
BUTLER	1	1	12	3	0	0	1	2	0	0	4	24
CARROLL	0	0	0	0	0	0	0	0	0	0	0	0
CHAMPAIGN	0	0	2	0	0	0	0	0	0	0	1	3
CLARK	0	2	5	1	0	0	0	0	0	0	0	8
CLERMONT	0	0	2	0	0	1	1	0	0	0	0	4
CLINTON	0	2	0	0	0	0	0	0	0	0	0	2
COLUMBIANA	0	0	3	0	0	0	0	2	0	0	1	6
COSHOCTON	0	0	1	0	0	0	0	0	0	0	1	2
CRAWFORD	0	0	0	1	0	0	0	0	0	0	0	1
CUYAHOGA	6	69	7	152	62	5	9	47	0	8	0	365
DARKE	0	1	4	2	0	1	0	0	0	1	0	9
DEFIANCE	0	0	0	0	0	0	0	0	0	0	1	1
DELAWARE	0	0	0	0	0	0	0	0	0	0	0	0
ERIE	0	0	4	9	0	1	0	1	0	2	1	18
FAIRFIELD	0	0	0	0	0	0	0	0	0	0	0	0
FAYETTE	0	0	0	0	0	0	0	0	0	0	0	0
FRANKLIN	7	1	37	58	5	3	4	23	0	3	10	151
FULTON	0	0	0	2	0	0	0	0	0	0	0	2
GALLIA	0	0	0	0	0	0	0	0	0	0	0	0
GEAUGA	0	0	2	0	0	0	0	2	0	1	0	5
GREENE	0	0	3	6	0	1	1	0	0	0	0	11
GUERNSEY	0	0	0	0	0	0	0	0	0	0	0	0
HAMILTON	3	7	26	48	0	0	11	5	0	0	16	116
HANCOCK	1	0	4	4	0	0	0	2	0	0	1	12
HARDIN	0	0	0	0	0	0	0	0	0	0	0	0
HARRISON	0	0	0	0	0	0	0	0	0	0	0	0
HENRY	0	0	0	0	0	0	0	0	0	0	0	0
HIGHLAND	0	0	0	0	0	0	0	0	0	0	0	0
HOCKING	0	0	0	0	0	0	0	0	0	0	0	0
HOLMES	0	0	0	0	0	0	0	0	0	0	0	0
HURON	0	0	2	0	0	0	0	0	0	0	0	2
JACKSON	0	0	1	0	0	0	0	1	0	0	0	2
JEFFERSON	1	0	0	1	0	0	0	1	0	0	1	4
KNOX	0	0	1	0	0	0	0	1	0	0	0	2
LAKE	0	0	7	10	0	0	0	1	0	0	1	19
LAWRENCE	0	0	3	0	0	0	0	1	0	0	1	5
LICKING	1	0	0	1	0	0	0	0	0	0	0	2
LOGAN	0	0	4	0	1	0	0	1	0	0	0	6
LORAIN	0	0	0	0	0	0	1	0	0	0	0	1
LUCAS	2	0	31	45	2	0	0	4	0	21	60	165
MADISON	0	0	2	1	0	0	0	0	0	0	0	3
MAHONING	0	0	2	6	0	1	0	9	0	2	0	20
MARION	0	1	0	0	0	0	0	0	0	0	0	1
MEDINA	0	0	3	2	0	0	0	1	0	0	0	6
MEIGS	0	2	0	0	0	0	0	0	0	0	0	2
MERCER	0	0	0	0	0	0	0	0	0	0	0	0
MIAMI	0	0	1	1	0	0	0	1	0	0	0	3
MONROE	0	0	0	0	0	0	0	0	0	0	0	0
MONTGOMERY	5	0	3	47	5	6	5	15	0	1	3	90

COURTS OF COMMON PLEAS - GENERAL DIVISION
 PRODUCT LIABILITY TERMINATIONS (continued)
 1991

COUNTY	JURY TRIAL	COURT TRIAL	SETTLED OR DISMISSED PRE TRIAL	DISMISSAL	DISMISSAL FOR WANT OF PROSECUTION	DE-FULT	DIVERSION OR ARBITRATION	TRANS-FERRED OUT	PRIVATE JUDGE REFERRAL	BANKRUPTCY STAY/INTERLOCUTORY APPEAL	OTHER TERMINATIONS	TOTAL TERMINATIONS
MORGAN	0	0	0	0	0	0	0	0	0	0	1	1
MORROW	1	0	1	0	0	0	0	0	0	0	0	2
MUSKINGUM	0	0	5	1	0	0	0	0	0	0	7	13
NOBLE	0	0	0	0	0	0	0	0	0	0	0	0
ONTAWA	0	0	0	1	0	1	0	1	0	0	0	3
PAULDING	0	0	1	0	0	0	0	0	0	0	0	1
PERRY	0	0	0	0	0	0	0	0	0	1	0	1
PICKAWAY	0	0	0	2	0	0	0	0	0	0	1	3
PIKE	0	0	0	0	0	0	0	1	0	0	0	1
PORTAGE	1	0	3	3	0	0	0	0	0	0	0	7
PREBLE	0	0	0	2	0	0	0	0	0	0	0	2
PUTNAM	0	0	0	0	0	0	0	0	0	0	0	0
RICHLAND	2	0	4	1	0	0	0	0	0	0	1	8
ROSS	0	0	1	0	0	0	0	0	0	0	0	1
SANDUSKY	1	0	1	2	0	0	0	0	0	1	0	5
SCIOTO	0	2	5	8	0	0	0	5	0	0	0	20
SENECA	0	0	1	0	0	0	0	0	0	1	1	3
SHELBY	0	0	0	4	1	0	0	0	0	0	1	6
STARK	1	0	11	6	0	0	0	5	0	0	0	23
SUMMIT	2	1	12	7	0	1	2	8	0	0	15	48
TRUMBULL	0	0	4	12	0	0	0	4	0	1	0	21
TUSCARAWAS	0	0	1	9	0	0	0	1	0	0	2	13
UNION	0	0	0	0	0	0	0	0	0	0	0	0
VAN WERT	0	0	0	0	0	0	0	0	0	0	0	0
VINTON	0	0	0	0	0	0	0	0	0	0	0	0
WARREN	2	0	2	1	0	2	0	0	0	0	0	7
WASHINGTON	0	0	1	0	0	0	0	0	0	0	0	1
WAYNE	0	0	1	0	0	0	0	0	0	0	0	1
WILLIAMS	0	0	0	2	0	0	0	0	0	0	0	2
WOOD	1	0	6	1	0	0	0	2	0	1	3	14
WYANDOT	0	0	0	0	0	0	0	0	0	0	0	0
STATEWIDE	39	89	242	468	76	23	35	150	0	46	135	1,303

COURTS OF COMMON PLEAS - GENERAL DIVISION
OTHER TORTS OVERALL CASELOADS
1991

COUNTY	CASES PENDING JANUARY 1	NEW FILINGS	REACTIVATIONS AND TRANSFERS	TOTAL CASES	TOTAL TERMIN- ATIONS	% NET INCREASE IN CASELOAD	CASES PENDING DECEMBER 31	CASES PENDING BEYOND TIME GUIDELINES
ADAMS	17	16	0	33	12	23.5%	21	1
ALLEN	169	227	33	429	223	21.9%	206	0
ASHLAND	48	42	1	91	40	6.3%	51	0
ASHTABULA	230	193	22	445	224	-3.9%	221	23
ATHENS	62	44	0	106	37	11.3%	69	12
AUGLAIZE	28	40	3	71	38	17.9%	33	0
BELMONT	112	105	8	225	94	17.0%	131	8
BROWN	24	40	0	64	27	54.2%	37	0
BUTLER	492	639	38	1,169	639	7.7%	530	15
CARROLL	10	16	3	29	21	-20.0%	8	0
CHAMPAIGN	31	34	0	65	28	19.4%	37	6
CLARK	233	190	6	429	180	6.9%	249	5
CLERMONT	201	283	21	505	268	17.9%	237	6
CLINTON	33	26	0	59	35	-27.3%	24	2
COLUMBIANA	148	163	9	320	169	2.0%	151	0
COSHOCTON	45	41	2	88	42	2.2%	46	1
CRAWFORD	71	51	9	131	66	-8.5%	65	1
CUYAHOGA	6,929	8,005	671	15,605	8,585	1.3%	7,020	215
DARKE	44	62	0	106	57	11.4%	49	0
DEFIANCE	87	94	6	187	115	-17.2%	72	2
DELAWARE	120	95	3	218	67	25.8%	151	19
ERIE	255	221	38	514	210	19.2%	304	55
FAIRFIELD	77	123	0	200	93	39.0%	107	0
FAYETTE	49	22	0	71	22	0.0%	49	0
FRANKLIN	2,052	2,680	790	5,522	3,398	3.5%	2,124	90
FULTON	66	31	6	103	63	-39.4%	40	0
GALLIA	19	30	7	56	27	52.6%	29	0
GEAUGA	165	190	17	372	166	24.8%	206	0
GREENE	120	136	9	265	132	10.8%	133	2
GUERNSEY	20	24	1	45	28	-15.0%	17	0
HAMILTON	2,082	1,792	172	4,046	2,161	-9.5%	1,885	217
HANCOCK	81	78	7	166	71	17.3%	95	4
HARDIN	20	26	1	47	25	10.0%	22	0
HARRISON	19	16	19	54	17	94.7%	37	9
HENRY	13	34	0	47	12	169.2%	35	0
HIGHLAND	32	10	0	42	19	-28.1%	23	4
HOCKING	18	33	6	57	29	55.6%	28	0
HOLMES	27	41	1	69	41	3.7%	28	0
HURON	79	86	7	172	103	-12.7%	69	0
JACKSON	28	34	1	63	28	25.0%	35	0
JEFFERSON	142	210	30	382	220	14.1%	162	0
KNOX	41	35	0	76	40	-12.2%	36	0
LAKE	495	556	40	1,091	606	-2.0%	485	8
LAWRENCE	97	68	9	174	84	-7.2%	90	9
LICKING	130	115	18	263	169	-27.7%	94	0
LOGAN	47	16	0	63	50	-72.3%	13	1
LORAIN	431	693	20	1,144	587	29.2%	557	18
LUCAS	1,432	1,376	113	2,921	1,592	-7.2%	1,329	10
MADISON	34	30	11	75	38	8.8%	37	2
MAHONING	1,065	815	374	2,254	1,038	14.2%	1,216	98
MARION	141	103	6	250	122	-9.2%	128	0
MEDINA	209	186	4	399	166	11.5%	233	9
MEIGS	23	20	1	44	29	-34.8%	15	0
MERCER	49	42	1	92	42	2.0%	50	3
MIAMI	81	105	9	195	99	18.5%	96	0
MONROE	6	14	0	20	9	83.3%	11	0
MONTGOMERY	910	1,364	435	2,709	1,695	11.4%	1,014	6

.COURTS OF COMMON PLEAS - GENERAL DIVISION
OTHER TORTS OVERALL CASELOADS (continued)
1991

COUNTY	CASES PENDING JANUARY 1	NEW FILINGS	REACTIVATIONS AND TRANSFERS	TOTAL CASES	TOTAL TERMIN- ATIONS	% NET INCREASE IN CASELOAD	CASES PENDING DECEMBER 31	CASES PENDING BEYOND TIME GUIDELINES
MORGAN	17	15	0	32	13	11.8%	19	1
MORROW	50	31	1	82	27	10.0%	55	13
MUSKINGUM	114	88	3	205	102	-9.6%	103	3
NOBLE	5	8	0	13	4	80.0%	9	0
OTTAWA	109	70	1	180	71	0.0%	109	23
PAULDING	21	13	0	34	22	-42.9%	12	0
PERRY	31	51	0	82	49	6.5%	33	2
PICKAWAY	77	54	2	133	64	-10.4%	69	8
PIKE	58	41	1	100	58	-27.6%	42	0
PORTAGE	257	262	0	519	288	-10.1%	231	8
PREBLE	27	35	0	62	28	25.9%	34	0
PUTNAM	22	31	0	53	31	0.0%	22	1
RICHLAND	264	306	58	628	387	-8.7%	241	6
ROSS	83	74	7	164	80	1.2%	84	2
SANDUSKY	68	79	4	151	69	20.6%	82	3
SCIOTO	206	111	0	317	204	-45.1%	113	25
SENECA	45	60	3	108	51	26.7%	57	2
SHELBY	41	50	0	91	55	-12.2%	36	0
STARK	705	628	70	1,403	875	-25.1%	528	0
SUMMIT	1,109	1,372	141	2,622	1,706	-17.4%	916	43
TRUMBULL	626	592	41	1,259	627	1.0%	632	30
TUSCARAWAS	117	111	2	230	87	22.2%	143	9
UNION	48	41	5	94	62	-33.3%	32	1
VAN WERT	19	28	2	49	27	15.8%	22	0
VINTON	15	10	0	25	19	-60.0%	6	0
WARREN	219	216	12	447	194	15.5%	253	12
WASHINGTON	69	48	1	118	49	0.0%	69	4
WAYNE	74	96	8	178	124	-27.0%	54	0
WILLIAMS	38	26	0	64	34	-21.1%	30	3
WOOD	150	181	46	377	224	2.0%	153	0
WYANDOT	26	14	2	42	26	-38.5%	16	0
STATEWIDE	24,399	26,503	3,398	54,300	29,855	0.2%	24,445	1,060

88

COURTS OF COMMON PLEAS - GENERAL DIVISION
OTHER TORT TERMINATIONS
1991

COUNTY	JURY TRIAL	COURT TRIAL	SETTLED OR DISMISSED PRE TRIAL	DISMISSAL MISSAL	DISMISSAL FOR WANT OF PROSECUTION	DE-FULT	DIVERSION OR ARBI-TRATION	TRANS-FERRED OUT	PRIVATE JUDGE REFERRAL	BANKRUPTCY STAY/INTERLOC-UTORY APPEAL	OTHER TERMIN-ATIONS	TOTAL TERMIN-ATIONS
ADAMS	1	0	3	6	0	1	0	0	0	0	1	12
ALLEN	3	15	130	49	4	7	0	4	0	6	5	223
ASHLAND	0	1	10	26	0	2	0	0	0	0	1	40
ASHTABULA	7	7	106	58	4	6	1	19	0	4	12	224
ATHENS	0	0	4	30	0	1	0	0	0	0	2	37
AUGLAIZE	0	0	26	4	0	2	0	2	0	1	3	38
BELMONT	2	1	3	67	0	3	0	9	0	4	5	94
BROWN	1	1	4	18	0	2	1	0	0	0	0	27
BUTLER	25	5	269	139	25	68	48	32	0	8	20	639
CARROLL	0	0	17	1	0	1	0	0	0	1	1	21
CHAMPAIGN	1	0	20	3	0	3	0	0	0	0	1	28
CLARK	2	4	115	29	4	12	0	4	0	1	9	180
CLERMONT	8	10	36	114	1	19	58	10	0	2	10	268
CLINTON	2	0	8	20	0	1	2	0	0	1	1	35
COLUMBIANA	7	6	107	27	0	5	0	10	0	5	2	169
COSHOCTON	1	2	20	11	0	3	0	0	0	2	3	42
CRAWFORD	2	1	28	23	2	2	0	0	0	0	8	66
CUYAHOGA	178	791	125	3,883	1,288	732	940	554	0	91	3	8,585
DARKE	5	2	27	15	0	6	0	2	0	0	0	57
DEFIANCE	6	16	45	34	2	4	0	1	0	1	6	115
DELAWARE	5	1	25	23	0	2	2	3	0	4	2	67
ERIE	19	2	65	86	6	6	0	8	0	4	14	210
FAIRFIELD	2	1	41	32	3	7	0	2	1	1	3	93
FAYETTE	1	0	3	0	18	0	0	0	0	0	0	22
FRANKLIN	79	19	697	1,567	103	238	106	382	0	45	162	3,398
FULTON	1	4	8	31	0	4	0	2	0	0	13	63
GALLIA	0	0	12	10	1	1	0	1	0	1	1	27
GEAUGA	10	1	111	19	2	4	0	4	0	3	12	166
GREENE	9	0	25	69	1	1	15	7	0	4	1	132
GUERNSEY	0	1	2	18	1	2	0	0	0	1	3	28
HAMILTON	36	51	728	791	26	81	331	67	4	11	35	2,161
HANCOCK	6	3	26	28	2	1	0	4	0	1	0	71
HARDIN	2	0	14	7	0	1	0	0	0	1	0	25
HARRISON	0	1	6	9	0	0	0	0	0	0	1	17
HENRY	0	0	8	3	0	1	0	0	0	0	0	12
HIGHLAND	2	3	2	12	0	0	0	0	0	0	0	19
HOCKING	4	2	12	2	1	0	0	2	0	0	6	29
HOLMES	4	6	15	3	2	4	0	0	0	0	7	41
HURON	7	7	62	9	1	6	1	2	0	1	7	103
JACKSON	3	1	14	6	0	2	0	1	0	1	0	28
JEFFERSON	6	1	162	28	2	4	0	14	0	2	1	220
KNOX	3	2	28	5	0	0	0	0	0	1	1	40
LAKE	20	2	228	243	5	28	30	27	0	10	13	606
LAWRENCE	3	2	58	14	3	0	0	0	0	0	4	84
LICKING	4	4	50	70	2	6	0	6	0	11	16	169
LOGAN	1	1	33	4	1	1	0	2	0	2	5	50
LORAIN	13	7	282	150	2	20	24	44	0	33	12	587
LUCAS	22	6	695	570	55	57	1	55	0	34	97	1,592
MADISON	3	0	18	15	0	0	0	0	0	0	2	38
MAHONING	20	52	318	273	1	36	27	295	0	9	7	1,038
MARION	2	9	56	35	3	7	0	5	0	3	2	122
MEDINA	7	0	96	6	1	6	1	5	0	2	2	166
MEIGS	0	7	6	3	0	5	0	1	0	0	7	29
MERCER	1	2	22	7	0	3	0	2	0	0	5	42
MIAMI	6	1	30	46	1	3	1	6	0	0	5	99
MONROE	0	2	0	7	0	0	0	0	0	0	0	9
MONTGOMERY	38	17	74	773	85	237	23	379	0	28	41	1,695

COURTS OF COMMON PLEAS - GENERAL DIVISION
OTHER TORT TERMINATIONS (continued)
1991

COUNTY	JURY TRIAL	COURT TRIAL	SETTLED OR DISMISSED PRE TRIAL	DISMISSAL	DISMISSAL FOR WANT OF PROSECUTION	DEFECTIVE FAULT	DIVERSION OR ARBITRATION	TRANSFERRED OUT	PRIVATE JUDGE REFERRAL	BANKRUPTCY STAY/INTERLOCUTORY APPEAL	OTHER TERMINATIONS	TOTAL TERMINATIONS
MORGAN	0	1	0	2	0	0	0	0	0	0	10	13
MORROW	0	1	15	7	1	2	0	0	0	0	1	27
MUSKINGUM	5	0	63	16	7	6	0	3	0	0	2	102
NOBLE	0	0	2	1	1	0	0	0	0	0	0	4
OTTAWA	3	2	24	31	3	2	0	2	0	0	4	71
PAULDING	3	0	13	0	1	3	0	2	0	0	0	22
PERRY	2	3	35	0	0	5	0	0	0	1	3	49
PICKAWAY	9	0	0	50	0	1	0	2	0	0	2	64
PIKE	5	4	29	8	0	8	0	1	0	0	3	58
PORTAGE	13	6	63	110	4	10	60	14	2	5	1	288
PREBLE	3	0	9	14	0	0	0	1	0	1	0	28
PUTNAM	1	4	12	11	0	1	0	2	0	0	0	31
RICHLAND	19	13	214	46	14	25	5	18	0	6	27	387
ROSS	5	3	46	17	0	1	0	1	0	2	5	80
SANDUSKY	0	2	32	21	0	0	1	5	0	4	4	69
SCIOTO	1	16	63	56	1	4	1	54	1	3	4	204
SENECA	3	1	32	5	1	1	0	2	0	0	6	51
SHELBY	4	1	0	42	3	1	0	1	0	0	3	55
STARK	44	12	377	279	11	18	43	33	0	18	40	875
SUMMIT	62	13	687	409	34	59	140	219	1	21	61	1,706
TRUMBULL	27	12	121	359	2	14	43	31	0	13	5	627
TUSCARAWAS	6	0	4	69	0	1	0	2	0	0	5	87
UNION	4	5	22	23	1	0	0	5	0	0	2	62
VAN WERT	2	1	17	1	2	2	0	1	0	0	1	27
VINTON	2	0	9	7	0	1	0	0	0	0	0	19
WARREN	12	2	100	14	12	37	0	0	0	2	15	194
WASHINGTON	2	1	17	17	4	3	0	1	0	1	3	49
WAYNE	6	4	97	7	0	3	0	2	0	0	5	124
WILLIAMS	0	0	0	28	1	1	0	1	0	1	2	34
WOOD	6	3	87	54	1	7	0	36	0	1	29	224
WYANDOT	1	0	10	5	1	1	0	2	0	1	5	26
STATEWIDE	840	1,190	7,335	11,280	1,763	1,871	1,905	2,414	9	420	828	29,855

COURTS OF COMMON PLEAS - GENERAL DIVISION
WORKERS' COMPENSATION OVERALL CASELOADS
1991

COUNTY	CASES PENDING JANUARY 1	NEW FILINGS	REACTIVATIONS AND TRANSFERS	TOTAL CASES	TOTAL TERMIN- ATIONS	% NET INCREASE IN CASELOAD	CASES PENDING DECEMBER 31	CASES PENDING BEYOND TIME GUIDELINES
ADAMS	4	6	1	11	7	0.0%	4	0
ALLEN	32	20	4	56	38	-43.8%	18	1
ASHLAND	23	14	0	37	21	-30.4%	16	0
ASHTABULA	31	21	4	56	25	0.0%	31	9
ATHENS	9	4	1	14	8	-33.3%	6	4
AUGLAIZE	2	2	0	4	3	-50.0%	1	0
BELMONT	15	9	0	24	14	-33.3%	10	3
BROWN	3	1	0	4	2	-33.3%	2	1
BUTLER	36	138	8	182	152	-16.7%	30	6
CARROLL	2	4	2	8	2	200.0%	6	0
CHAMPAIGN	3	4	0	7	4	0.0%	3	0
CLARK	19	35	7	61	26	84.2%	35	7
CLERMONT	10	6	1	17	9	-20.0%	8	3
CLINTON	4	3	2	9	3	50.0%	6	2
COLUMBIANA	16	15	0	31	19	-25.0%	12	0
COSHOCTON	9	10	0	19	8	22.2%	11	3
CRAWFORD	7	8	0	15	10	-28.6%	5	0
CUYAHOGA	534	529	31	1,094	602	-7.9%	492	92
DARKE	11	13	0	24	13	0.0%	11	1
DEFIANCE	24	5	2	31	25	-75.0%	6	2
DELAWARE	24	7	0	31	8	-4.2%	23	19
ERIE	11	15	0	26	13	18.2%	13	6
FAIRFIELD	10	13	0	23	17	-40.0%	6	0
FAYETTE	1	0	9	10	4	500.0%	6	0
FRANKLIN	256	163	53	472	297	-31.6%	175	35
FULTON	0	1	0	1	0	-	1	0
GALLIA	2	5	2	9	4	150.0%	5	0
GEAUGA	11	20	0	31	16	36.4%	15	0
GREENE	13	6	1	20	19	-92.3%	1	0
GUERNSEY	9	10	0	19	12	-22.2%	7	0
HAMILTON	338	168	12	518	260	-23.7%	258	124
HANCOCK	8	3	1	12	7	-37.5%	5	2
HARDIN	2	0	0	2	2	-100.0%	0	0
HARRISON	1	1	0	2	0	0.0%	2	0
HENRY	1	0	0	1	1	-100.0%	0	0
HIGHLAND	13	1	0	14	4	-23.1%	10	8
HOCKING	3	6	0	9	3	100.0%	6	0
HOLMES	1	3	0	4	4	-100.0%	0	0
HURON	7	5	5	17	13	-42.9%	4	0
JACKSON	15	16	0	31	14	13.3%	17	2
JEFFERSON	20	18	9	47	35	-40.0%	12	0
KNOX	3	5	2	10	6	33.3%	4	0
LAKE	39	34	2	75	41	-12.8%	34	9
LAWRENCE	10	8	2	20	7	30.0%	13	4
LICKING	14	9	2	25	18	-50.0%	7	0
LOGAN	9	3	0	12	9	-66.7%	3	0
LORAIN	72	115	0	187	80	48.6%	107	13
LUCAS	128	107	11	246	165	-36.7%	81	4
MADISON	4	7	2	13	7	50.0%	6	0
MAHONING	99	69	23	191	79	13.1%	112	35
MARION	20	14	0	34	15	-5.0%	19	4
MEDINA	11	11	0	22	8	27.3%	14	3
MEIGS	9	3	3	15	11	-55.6%	4	1
MERCER	10	0	2	12	10	-80.0%	2	2
MIAMI	16	16	1	33	17	0.0%	16	2
MONROE	4	7	0	11	7	0.0%	4	0
MONTGOMERY	139	173	39	351	206	4.3%	145	13

**COURTS OF COMMON PLEAS - GENERAL DIVISION
WORKERS' COMPENSATION OVERALL CASELOADS (continued)
1991**

COUNTY	CASES PENDING JANUARY 1	NEW FILINGS	REACTIVATIONS AND TRANSFERS	TOTAL CASES	TOTAL TERMIN- ATIONS	% NET INCREASE IN CASELOAD	CASES PENDING DECEMBER 31	CASES PENDING BEYOND TIME GUIDELINES
MORGAN	10	2	0	12	10	-80.0%	2	0
MORROW	5	1	1	7	5	-60.0%	2	1
MUSKINGUM	12	9	0	21	12	-25.0%	9	1
NOBLE	1	0	0	1	1	-100.0%	0	0
OTTAWA	11	4	0	15	6	-18.2%	9	7
PAULDING	1	3	0	4	2	100.0%	2	0
PERRY	11	7	1	19	15	-63.6%	4	1
PICKAWAY	6	3	0	9	4	-16.7%	5	2
PIKE	8	8	0	16	11	-37.5%	5	0
PORTAGE	53	29	0	82	47	-34.0%	35	9
PREBLE	4	3	1	8	6	-50.0%	2	0
PUTNAM	2	2	0	4	2	0.0%	2	0
RICHLAND	48	38	32	118	77	-14.6%	41	9
ROSS	6	5	1	12	5	16.7%	7	1
SANDUSKY	9	11	1	21	10	22.2%	11	3
SCIOTO	33	20	0	53	32	-36.4%	21	8
SENECA	8	2	0	10	8	-75.0%	2	0
SHELBY	1	5	0	6	1	400.0%	5	0
STARK	61	72	8	141	91	-18.0%	50	1
SUMMIT	139	142	11	292	205	-37.4%	87	8
TRUMBULL	325	170	12	507	209	-8.3%	298	123
TUSCARAWAS	27	19	0	46	14	18.5%	32	14
UNION	13	7	2	22	21	-92.3%	1	0
VAN WERT	0	7	0	7	3	-	4	0
VINTON	2	3	0	5	2	50.0%	3	0
WARREN	11	9	5	25	13	9.1%	12	4
WASHINGTON	9	6	1	16	8	-11.1%	8	2
WAYNE	9	13	0	22	13	0.0%	9	0
WILLIAMS	8	5	0	13	10	-62.5%	3	0
WOOD	10	12	1	23	11	20.0%	12	0
WYANDOT	4	6	0	10	6	0.0%	4	0
STATEWIDE	2,974	2,512	321	5,807	3,270	-14.7%	2,537	614

88

COURTS OF COMMON PLEAS - GENERAL DIVISION
WORKERS' COMPENSATION TERMINATIONS
1991

COUNTY	JURY TRIAL	COURT TRIAL	SETTLED OR DISMISSED PRE TRIAL	DISMISSAL	FOR WANT OF PROSECUTION	DEFAULT	DIVERSION OR ARBITRATION	TRANSFERRED OUT	PRIVATE JUDGE REFERRAL	BANKRUPTCY STAY/INTERLOCUTORY APPEAL	OTHER TERMINATIONS	TOTAL TERMINATIONS
ADAMS	1	0	4	2	0	0	0	0	0	0	0	7
ALLEN	2	4	19	8	2	0	0	2	0	1	0	38
ASHLAND	0	0	8	12	0	0	0	0	0	0	1	21
ASHTABULA	1	0	13	9	0	0	0	0	0	0	2	25
ATHENS	0	0	0	5	0	0	0	1	0	0	2	8
AUGLAIZE	1	1	0	1	0	0	0	0	0	0	0	3
BELMONT	1	1	0	7	0	0	0	1	0	0	4	14
BROWN	1	0	1	0	0	0	0	0	0	0	0	2
BUTLER	0	3	17	9	0	119	0	2	0	0	2	152
CARROLL	0	0	2	0	0	0	0	0	0	0	0	2
CHAMPAIGN	0	1	2	0	0	0	0	0	0	0	1	4
CLARK	1	1	11	3	1	1	0	0	0	0	8	26
CLERMONT	0	2	3	3	0	0	0	0	0	0	1	9
CLINTON	1	0	1	1	0	0	0	0	0	0	0	3
COLUMBIANA	0	1	16	2	0	0	0	0	0	0	0	19
COSHOCTON	0	0	4	0	0	0	0	0	0	0	4	8
CRAWFORD	0	0	6	1	0	0	0	0	0	0	3	10
CUYAHOGA	16	86	18	295	167	1	0	19	0	0	0	602
DARKE	0	0	8	5	0	0	0	0	0	0	0	13
DEFIANCE	2	3	10	6	1	1	0	1	0	0	1	25
DELAWARE	0	1	2	4	0	0	0	0	0	0	1	8
ERIE	2	0	3	6	0	0	0	1	0	0	1	13
FAIRFIELD	0	0	9	6	1	0	0	0	0	1	0	17
FAYETTE	0	0	1	3	0	0	0	0	0	0	0	4
FRANKLIN	10	1	61	148	9	9	0	27	0	1	31	297
FULTON	0	0	0	0	0	0	0	0	0	0	0	0
GALLIA	0	0	1	1	0	0	0	0	0	0	2	4
GEAUGA	0	0	13	3	0	0	0	0	0	0	0	16
GREENE	0	0	4	12	0	0	1	1	0	0	1	19
GUERNSEY	1	0	3	7	0	1	0	0	0	0	0	12
HAMILTON	3	15	109	87	6	21	2	8	0	0	3	260
HANCOCK	0	0	3	4	0	0	0	0	0	0	0	7
HARDIN	0	0	2	0	0	0	0	0	0	0	0	2
HARRISON	0	0	0	0	0	0	0	0	0	0	0	0
HENRY	0	1	0	0	0	0	0	0	0	0	0	1
HIGHLAND	0	0	3	1	0	0	0	0	0	0	0	4
HOCKING	1	0	2	0	0	0	0	0	0	0	0	3
HOLMES	0	0	3	1	0	0	0	0	0	0	0	4
HURON	1	1	4	4	0	0	0	0	0	1	2	13
JACKSON	0	0	9	4	0	1	0	0	0	0	0	14
JEFFERSON	3	0	20	9	0	0	0	0	0	0	3	35
KNOX	0	3	2	1	0	0	0	0	0	0	0	6
LAKE	1	0	21	18	0	0	0	1	0	0	0	41
LAWRENCE	1	0	1	3	0	2	0	0	0	0	0	7
LICKING	0	0	5	11	0	0	0	0	0	0	2	18
LOGAN	1	0	4	2	0	0	0	2	0	0	0	9
LORAIN	1	3	54	16	0	0	0	3	0	1	2	80
LUCAS	8	0	49	64	2	0	0	9	0	0	33	165
MADISON	0	0	0	7	0	0	0	0	0	0	0	7
MAHONING	0	5	21	30	0	1	0	21	0	1	0	79
MARION	0	1	9	4	1	0	0	0	0	0	0	15
MEDINA	1	1	4	1	1	0	0	0	0	0	0	8
MEIGS	0	2	7	1	0	0	0	0	0	0	1	11
MERCER	1	1	5	0	0	0	0	0	0	0	3	10
MIAMI	2	0	5	6	0	0	0	0	0	1	3	17
MONROE	0	0	1	6	0	0	0	0	0	0	0	7
MONTGOMERY	4	3	13	125	8	13	0	35	0	0	5	206

COURTS OF COMMON PLEAS - GENERAL DIVISION
 WORKERS' COMPENSATION TERMINATIONS (continued)
 1991

COUNTY	JURY TRIAL	COURT TRIAL	SETTLED OR DISMISSED PRE TRIAL	DISMISSAL	DISMISSAL FOR WANT OF PROSECUTION	DE-FEULT	DIVERSION OR ARBITRATION	TRANSFERRED OUT	PRIVATE JUDGE REFERRAL	BANKRUPTCY STAY/INTERLOCUTORY APPEAL	OTHER TERMINATIONS	TOTAL TERMINATIONS
MORGAN	0	1	0	1	0	0	0	0	0	0	8	10
MORROW	0	0	4	1	0	0	0	0	0	0	0	5
MUSKINGUM	0	0	9	1	0	0	0	0	0	0	2	12
NOBLE	0	0	1	0	0	0	0	0	0	0	0	1
OTTAWA	0	0	1	3	2	0	0	0	0	0	0	6
PAULDING	0	0	1	1	0	0	0	0	0	0	0	2
PERRY	2	0	12	1	0	0	0	0	0	0	0	15
PICKAWAY	0	0	0	4	0	0	0	0	0	0	0	4
PIKE	0	0	7	1	0	0	0	0	0	0	3	11
PORTAGE	3	4	18	17	3	1	0	0	1	0	0	47
PREBLE	0	0	2	4	0	0	0	0	0	0	0	6
PUTNAM	0	0	2	0	0	0	0	0	0	0	0	2
RICHLAND	5	3	45	10	0	3	0	0	0	0	11	77
ROSS	0	0	4	0	0	0	0	0	0	0	1	5
SANDUSKY	0	0	2	7	0	0	0	1	0	0	0	10
SCIOTO	0	2	5	18	0	0	0	7	0	0	0	32
SENECA	1	0	2	3	0	0	0	0	0	0	2	8
SHELBY	0	0	0	1	0	0	0	0	0	0	0	1
STARK	3	0	45	25	0	0	0	2	0	1	15	91
SUMMIT	7	5	110	35	6	1	0	23	0	5	13	205
TRUMBULL	10	17	56	110	1	0	0	10	0	2	3	209
TUSCARAWAS	0	0	0	11	0	0	0	0	0	0	3	14
UNION	3	4	6	6	0	2	0	0	0	0	0	21
VAN WERT	1	0	0	0	2	0	0	0	0	0	0	3
VINTON	0	0	0	2	0	0	0	0	0	0	0	2
WARREN	1	0	8	1	2	0	0	0	0	0	1	13
WASHINGTON	3	1	1	2	1	0	0	0	0	0	0	8
WAYNE	0	0	10	0	0	2	0	0	0	0	1	13
WILLIAMS	0	0	0	10	0	0	0	0	0	0	0	10
WOOD	0	0	6	2	0	0	0	1	0	1	1	11
WYANDOT	0	0	3	2	0	0	0	1	0	0	0	6
STATEWIDE	107	178	956	1,243	216	179	3	179	1	16	192	3,270

COURTS OF COMMON PLEAS - GENERAL DIVISION
FORECLOSURES OVERALL CASELOADS
1991

COUNTY	CASES PENDING JANUARY 1	NEW FILINGS	REACTIVATIONS AND TRANSFERS	TOTAL CASES	TOTAL TERMIN- ATIONS	% NET INCREASE IN CASELOAD	CASES PENDING DECEMBER 31	CASES PENDING BEYOND TIME GUIDELINES
ADAMS	6	23	1	30	15	150.0%	15	3
ALLEN	132	252	9	393	274	-9.8%	119	0
ASHLAND	18	38	2	58	43	-16.7%	15	0
ASHTABULA	106	187	10	303	208	-10.4%	95	14
ATHENS	23	34	0	57	33	4.3%	24	7
AUGLAIZE	10	40	5	55	45	0.0%	10	0
BELMONT	18	47	6	71	52	5.6%	19	1
BROWN	17	31	0	48	30	5.9%	18	1
BUTLER	184	596	25	805	567	29.3%	238	11
CARROLL	22	61	4	87	72	-31.8%	15	0
CHAMPAIGN	28	62	13	103	60	53.6%	43	8
CLARK	104	166	4	274	199	-27.9%	75	2
CLERMONT	122	284	14	420	318	-16.4%	102	6
CLINTON	23	29	4	56	34	-4.3%	22	2
COLUMBIANA	42	134	4	180	106	76.2%	74	0
COSHOCTON	26	35	1	62	49	-50.0%	13	0
CRAWFORD	22	49	3	74	47	22.7%	27	2
CUYAHOGA	949	5,156	188	6,293	5,332	1.3%	961	134
DARKE	15	51	0	66	49	13.3%	17	0
DEFIANCE	22	40	5	67	39	27.3%	28	2
DELAWARE	68	134	11	213	110	51.5%	103	22
ERIE	30	100	8	138	98	33.3%	40	6
FAIRFIELD	45	139	3	187	121	46.7%	66	3
FAYETTE	51	49	0	100	85	-70.6%	15	0
FRANKLIN	737	2,197	290	3,224	2,242	33.2%	982	41
FULTON	9	28	3	40	25	66.7%	15	0
GALLIA	12	28	6	46	39	-41.7%	7	0
GEAUGA	53	130	11	194	128	24.5%	66	0
GREENE	64	203	7	274	202	12.5%	72	0
GUERNSEY	30	98	4	132	101	3.3%	31	0
HAMILTON	769	1,894	99	2,762	1,967	3.4%	795	114
HANCOCK	42	101	8	151	103	14.3%	48	0
HARDIN	10	48	0	58	47	10.0%	11	0
HARRISON	1	20	8	29	20	800.0%	9	1
HENRY	8	15	0	23	20	-62.5%	3	1
HIGHLAND	25	45	0	70	50	-20.0%	20	1
HOCKING	32	57	7	96	81	-53.1%	15	0
HOLMES	1	32	0	33	22	1000.0%	11	0
HURON	63	100	7	170	116	-14.3%	54	0
JACKSON	22	45	1	68	48	-9.1%	20	1
JEFFERSON	13	148	12	173	153	53.8%	20	0
KNOX	58	434	52	544	387	170.7%	157	0
LAKE	182	313	15	510	303	13.7%	207	20
LAWRENCE	50	86	27	163	106	14.0%	57	2
LICKING	80	173	21	274	217	-28.8%	57	2
LOGAN	29	84	0	113	68	55.2%	45	0
LORAIN	167	426	13	606	445	-3.6%	161	17
LUCAS	807	1,450	107	2,364	1,810	-31.4%	554	26
MADISON	8	65	16	89	67	175.0%	22	0
MAHONING	208	459	57	724	416	48.1%	308	14
MARION	100	115	4	219	156	-37.0%	63	4
MEDINA	61	125	3	189	124	6.6%	65	10
MEIGS	23	70	13	106	49	147.8%	57	1
MERCER	20	34	3	57	39	-10.0%	18	3
MIAMI	42	119	2	163	114	16.7%	49	1
MONROE	7	6	0	13	10	-57.1%	3	0
MONTGOMERY	305	901	189	1,395	1,079	3.6%	316	11

. COURTS OF COMMON PLEAS - GENERAL DIVISION
 FORECLOSURES OVERALL CASELOADS (continued)
 1991

COUNTY	CASES PENDING JANUARY 1	NEW FILINGS	REACTIVATIONS AND TRANSFERS	TOTAL CASES	TOTAL TERMIN- ATIONS	% NET INCREASE IN CASELOAD	CASES PENDING DECEMBER 31	CASES PENDING BEYOND TIME GUIDELINES
MORGAN	11	17	1	29	21	-27.3%	8	0
MORROW	67	84	0	151	78	9.0%	73	19
MUSKINGUM	81	93	3	177	130	-42.0%	47	7
NOBLE	14	11	1	26	19	-50.0%	7	1
OTTAWA	40	80	0	120	75	12.5%	45	10
PAULDING	16	27	1	44	28	0.0%	16	0
PERRY	6	29	1	36	29	16.7%	7	0
PICKAWAY	22	40	4	66	49	-22.7%	17	2
PIKE	27	44	2	73	53	-25.9%	20	0
PORTAGE	122	433	0	555	250	150.0%	305	15
PREBLE	32	173	6	211	143	112.5%	68	2
PUTNAM	3	19	0	22	17	66.7%	5	0
RICHLAND	93	225	24	342	251	-2.2%	91	3
ROSS	24	135	3	162	133	20.8%	29	0
SANDUSKY	32	62	3	97	63	6.3%	34	3
SCIOTO	68	119	0	187	119	0.0%	68	5
SENECA	55	80	4	139	94	-18.2%	45	4
SHELBY	16	40	3	59	41	12.5%	18	0
STARK	150	491	20	661	467	29.3%	194	2
SUMMIT	289	748	58	1,095	833	-9.3%	262	9
TRUMBULL	199	324	29	552	430	-38.7%	122	20
TUSCARAWAS	38	75	6	119	65	42.1%	54	11
UNION	16	50	4	70	45	56.3%	25	1
VAN WERT	12	35	5	52	38	16.7%	14	0
VINTON	11	13	1	25	12	18.2%	13	0
WARREN	87	164	10	261	160	16.1%	101	12
WASHINGTON	41	54	1	96	60	-12.2%	36	11
WAYNE	40	116	13	169	141	-30.0%	28	0
WILLIAMS	11	17	1	29	21	-27.3%	8	0
WOOD	59	163	36	258	192	11.9%	66	1
WYANDOT	8	26	5	39	32	-12.5%	7	0
STATEWIDE	7,811	21,773	1,550	31,134	22,829	6.3%	8,305	632

88

COURTS OF COMMON PLEAS - GENERAL DIVISION
FORECLOSURES TERMINATIONS
1991

COUNTY	JURY TRIAL	COURT TRIAL	SETTLED OR DISMISSED PRE TRIAL	DISMISSAL	DISMISSAL FOR WANT OF PROSECUTION	DE-FULT	DIVERSION OR ARBITRATION	TRANS-FERRED OUT	PRIVATE JUDGE REFERRAL	BANKRUPTCY STAY/INTERLOC-UTORY APPEAL	OTHER TERMIN-ATIONS	TOTAL TERMIN-ATIONS
ADAMS	0	0	0	8	0	5	0	0	0	2	0	15
ALLEN	0	1	86	23	9	1	0	3	0	25	126	274
ASHLAND	0	1	0	24	0	16	0	0	0	2	0	43
ASHTABULA	0	2	25	36	0	106	0	6	0	9	24	208
ATHENS	0	1	1	18	0	2	0	0	0	0	11	33
AUGLAIZE	0	0	15	3	0	17	0	0	0	2	8	45
BELMONT	0	0	0	13	0	0	0	1	0	4	34	52
BROWN	0	0	0	3	0	24	0	0	0	3	0	30
BUTLER	2	5	74	113	13	271	1	5	0	20	63	567
CARROLL	0	0	13	8	0	40	0	0	0	6	5	72
CHAMPAIGN	0	1	27	12	0	15	0	0	0	5	0	60
CLARK	0	3	14	31	8	102	0	3	0	15	23	199
CLERMONT	0	9	48	123	1	91	6	2	0	15	23	318
CLINTON	0	5	1	12	0	10	0	0	0	3	3	34
COLUMBIANA	0	0	10	18	1	6	0	2	0	17	52	106
COSHOCTON	0	1	1	19	0	25	0	0	0	1	2	49
CRAWFORD	0	0	0	12	2	27	0	0	0	4	2	47
CUYAHOGA	0	4,924	18	139	184	17	7	27	1	15	0	5,332
DARKE	0	9	13	6	0	15	0	2	0	4	0	49
DEFIANCE	0	20	3	13	0	0	0	0	0	2	1	39
DELAWARE	0	21	0	67	0	1	0	0	0	20	1	110
ERIE	0	0	0	33	0	36	0	0	0	4	25	98
FAIRFIELD	0	3	8	25	0	66	0	0	0	10	9	121
FAYETTE	0	0	0	24	20	41	0	0	0	0	0	85
FRANKLIN	1	6	154	569	35	985	10	117	0	139	226	2,242
FULTON	0	0	4	11	0	5	0	0	0	1	4	25
GALLIA	0	6	4	6	0	17	0	0	0	1	5	39
GEAUGA	0	4	24	33	1	36	0	2	0	9	19	128
GREENE	0	0	6	98	1	76	1	1	0	15	4	202
GUERNSEY	0	0	4	24	1	64	0	0	0	4	4	101
HAMILTON	1	52	328	782	18	603	8	24	0	82	69	1,967
HANCOCK	1	1	17	21	3	50	0	3	1	6	0	103
HARDIN	0	0	3	14	3	23	4	0	0	0	0	47
HARRISON	0	0	1	7	0	9	0	0	0	1	2	20
HENRY	0	1	1	5	0	12	0	0	0	1	0	20
HIGHLAND	0	28	2	13	0	2	0	0	0	5	0	50
HOCKING	0	1	11	5	5	44	0	0	0	12	3	81
HOLMES	1	0	5	6	1	6	0	0	0	1	2	22
HURON	0	7	31	9	0	41	6	0	0	13	9	116
JACKSON	0	0	2	9	0	19	0	0	0	4	14	48
JEFFERSON	0	2	6	9	1	118	0	2	0	4	11	153
KNOX	0	74	4	57	0	242	0	0	0	8	2	387
LAKE	0	2	14	98	1	126	0	3	0	27	32	303
LAWRENCE	0	1	7	12	16	27	0	23	0	5	15	106
LICKING	0	1	8	55	0	65	1	2	0	23	62	217
LOGAN	0	0	31	4	0	21	0	0	0	11	1	68
LORAIN	0	10	155	88	1	123	0	1	0	37	30	445
LUCAS	0	0	167	240	13	1,169	0	9	0	46	166	1,810
MADISON	0	0	34	13	0	2	0	0	0	9	9	67
MAHONING	0	41	21	88	0	202	1	50	0	10	3	416
MARION	0	52	1	40	2	50	0	1	0	10	0	156
MEDINA	0	2	20	42	0	36	0	1	0	11	12	124
MEIGS	0	24	8	2	0	3	0	0	0	0	12	49
MERCER	0	2	10	5	1	14	0	0	0	3	4	39
MIAMI	0	0	9	33	1	34	0	0	0	16	21	114
MONROE	0	8	0	2	0	0	0	0	0	0	0	10
MONTGOMERY	0	0	4	259	21	539	0	107	0	94	55	1,079

COURTS OF COMMON PLEAS - GENERAL DIVISION
FORECLOSURES TERMINATIONS (continued)
1991

COUNTY	JURY TRIAL	COURT TRIAL	SETTLED OR DISMISSED PRE TRIAL	DISMISSAL	DISMISSAL FOR WANT OF PROSECUTION	DE-FULT	DIVERSION OR ARBI-TRATION	TRANS-FERRED OUT	PRIVATE JUDGE REFERRAL	BANKRUPTCY STAY/INTERLOC-UTORY APPEAL	OTHER TERMIN-ATIONS	TOTAL TERMIN-ATIONS
MORGAN	0	10	1	5	0	5	0	0	0	0	0	21
MORROW	0	0	5	16	3	25	0	0	0	7	22	78
MUSKINGUM	0	0	7	24	2	73	5	2	0	11	6	130
NOBLE	0	0	1	2	0	0	0	0	0	3	13	19
OTTAWA	1	4	3	20	8	28	0	3	0	2	6	75
PAULDING	0	0	10	2	0	15	0	0	0	1	0	28
PERRY	0	0	9	0	0	15	0	0	0	2	3	29
PICKAWAY	0	7	1	16	1	20	0	1	0	0	3	49
PIKE	0	0	6	6	1	22	0	0	0	2	16	53
PORTAGE	0	34	28	75	2	89	0	5	8	9	0	250
PREBLE	0	0	6	29	2	90	0	0	0	8	8	143
PUTNAM	0	3	9	1	0	4	0	0	0	0	0	17
RICHLAND	0	5	52	28	0	117	0	1	0	19	29	251
ROSS	0	0	1	36	0	74	0	1	0	5	16	133
SANDUSKY	1	0	3	28	0	6	0	0	0	8	17	63
SCIOTO	0	12	15	40	0	25	0	14	0	9	4	119
SENECA	0	0	13	20	1	51	0	1	0	5	3	94
SHELBY	0	1	0	9	1	23	0	0	0	4	3	41
STARK	0	1	6	95	3	215	1	1	0	27	118	467
SUMMIT	1	21	60	139	9	297	2	47	0	72	185	833
TRUMBULL	1	146	38	117	1	93	2	13	0	19	0	430
TUSCARAWAS	0	0	1	21	0	28	0	1	0	5	9	65
UNION	1	8	6	17	1	4	0	1	0	5	2	45
VAN WERT	0	4	7	8	7	11	0	1	0	0	0	38
VINTON	0	1	1	4	1	4	0	0	0	1	0	12
WARREN	0	0	54	6	7	63	0	0	0	12	18	160
WASHINGTON	0	0	15	13	4	17	0	0	0	2	9	60
WAYNE	0	1	30	22	1	62	0	5	0	11	9	141
WILLIAMS	0	0	0	13	0	8	0	0	0	0	0	21
WOOD	0	3	9	62	2	40	0	25	0	11	40	192
WYANDOT	0	0	0	8	0	16	0	0	0	3	5	32
STATEWIDE	11	5,592	1,850	4,324	420	7,237	55	519	10	1,059	1,752	22,829

.COURTS OF COMMON PLEAS - GENERAL DIVISION
 ADMINISTRATIVE APPEAL OVERALL CASELOADS
 1991

COUNTY	CASES PENDING JANUARY 1	NEW FILINGS	REACTIVATIONS AND TRANSFERS	TOTAL CASES	TOTAL TERMIN- ATIONS	% NET INCREASE IN CASELOAD	CASES PENDING DECEMBER 31	CASES PENDING BEYOND TIME GUIDELINES
ADAMS	1	1	0	2	1	0.0%	1	0
ALLEN	25	11	2	38	35	-88.0%	3	0
ASHLAND	0	0	0	0	0	0.0%	0	0
ASHTABULA	14	30	8	52	24	100.0%	28	14
ATHENS	10	11	1	22	8	40.0%	14	13
AUGLAIZE	0	2	0	2	2	0.0%	0	0
BELMONT	8	5	4	17	10	-12.5%	7	7
BROWN	0	5	0	5	4	-	1	0
BUTLER	18	35	2	55	36	5.6%	19	5
CARROLL	0	3	0	3	2	-	1	0
CHAMPAIGN	6	4	0	10	6	-33.3%	4	2
CLARK	18	49	3	70	39	72.2%	31	2
CLERMONT	8	6	0	14	12	-75.0%	2	2
CLINTON	4	3	1	8	6	-50.0%	2	2
COLUMBIANA	4	10	3	17	10	75.0%	7	0
COSHOCTON	1	2	0	3	2	0.0%	1	0
CRAWFORD	2	6	0	8	6	0.0%	2	2
CUYAHOGA	213	211	35	459	283	-17.4%	176	90
DARKE	3	3	0	6	4	-33.3%	2	0
DEFIANCE	0	4	3	7	3	-	4	0
DELAWARE	5	15	0	20	7	160.0%	13	7
ERIE	5	17	2	24	12	140.0%	12	6
FAIRFIELD	2	12	3	17	9	300.0%	8	0
FAYETTE	1	4	0	5	1	300.0%	4	0
FRANKLIN	219	316	101	636	414	1.4%	222	62
FULTON	2	9	1	12	10	0.0%	2	0
GALLIA	2	2	1	5	3	0.0%	2	1
GEAUGA	4	17	2	23	19	0.0%	4	0
GREENE	3	5	1	9	6	0.0%	3	0
GUERNSEY	4	2	0	6	6	-100.0%	0	0
HAMILTON	139	113	13	265	178	-37.4%	87	26
HANCOCK	4	5	0	9	4	25.0%	5	2
HARDIN	3	1	0	4	1	0.0%	3	1
HARRISON	9	3	2	14	1	44.4%	13	12
HENRY	0	0	0	0	0	0.0%	0	0
HIGHLAND	7	7	0	14	1	85.7%	13	0
HOCKING	2	2	0	4	4	-100.0%	0	0
HOLMES	3	0	0	3	1	-33.3%	2	0
HURON	4	4	0	8	7	-75.0%	1	0
JACKSON	1	2	0	3	2	0.0%	1	0
JEFFERSON	4	6	4	14	11	-25.0%	3	0
KNOX	4	0	0	4	4	-100.0%	0	0
LAKE	27	34	6	67	46	-22.2%	21	12
LAWRENCE	6	3	1	10	5	-16.7%	5	2
LICKING	10	6	0	16	10	-40.0%	6	4
LOGAN	0	8	0	8	4	-	4	1
LORAIN	2	1	1	4	4	-100.0%	0	0
LUCAS	41	82	50	173	106	63.4%	67	12
MADISON	1	4	0	5	4	0.0%	1	0
MAHONING	79	59	52	190	111	0.0%	79	49
MARION	0	5	0	5	3	-	2	0
MEDINA	11	28	1	40	23	54.5%	17	9
MEIGS	2	4	0	6	4	0.0%	2	1
MERCER	9	6	0	15	4	22.2%	11	8
MIAMI	5	6	0	11	9	-60.0%	2	0
MONROE	0	0	0	0	0	0.0%	0	0
MONTGOMERY	50	73	18	141	90	2.0%	51	10

COURTS OF COMMON PLEAS - GENERAL DIVISION
ADMINISTRATIVE APPEAL OVERALL CASELOADS (continued)
1991

COUNTY	CASES PENDING JANUARY 1	NEW FILINGS	REACTIVATIONS AND TRANSFERS	TOTAL CASES	TOTAL TERMIN- ATIONS	% NET INCREASE IN CASELOAD	CASES PENDING DECEMBER 31	CASES PENDING BEYOND TIME GUIDELINES
MORGAN	1	2	0	3	1	100.0%	2	0
MORROW	3	3	0	6	2	33.3%	4	2
MUSKINGUM	1	7	0	8	5	200.0%	3	1
NOBLE	0	0	0	0	0	0.0%	0	0
OTTAWA	14	6	0	20	10	-28.6%	10	9
PAULDING	0	4	0	4	2	-	2	0
PERRY	8	6	0	14	12	-75.0%	2	1
PICKAWAY	4	7	0	11	4	75.0%	7	4
PIKE	1	0	1	2	2	-100.0%	0	0
PORTAGE	36	20	0	56	33	-36.1%	23	11
PREBLE	1	5	0	6	1	400.0%	5	2
PUTNAM	1	1	0	2	2	-100.0%	0	0
RICHLAND	46	19	1	66	58	-82.6%	8	1
ROSS	3	6	0	9	5	33.3%	4	1
SANDUSKY	6	3	0	9	7	-66.7%	2	2
SCIOTO	11	11	0	22	12	-9.1%	10	5
SENECA	9	6	0	15	12	-66.7%	3	0
SHELBY	3	8	0	11	8	0.0%	3	0
STARK	15	45	1	61	42	26.7%	19	2
SUMMIT	49	82	8	139	103	-26.5%	36	6
TRUMBULL	15	12	2	29	23	-60.0%	6	5
TUSCARAWAS	9	11	1	21	15	-33.3%	6	3
UNION	2	7	0	9	7	0.0%	2	0
VAN WERT	0	0	0	0	0	0.0%	0	0
VINTON	0	1	0	1	0	-	1	0
WARREN	19	14	2	35	22	-31.6%	13	5
WASHINGTON	3	5	0	8	4	33.3%	4	4
WAYNE	0	7	0	7	4	-	3	0
WILLIAMS	0	2	0	2	2	0.0%	0	0
WOOD	3	7	4	14	9	66.7%	5	2
WYANDOT	1	2	0	3	3	-100.0%	0	0
STATEWIDE	1,269	1,571	341	3,181	2,027	-9.1%	1,154	430

88

COURTS OF COMMON PLEAS - GENERAL DIVISION
 ADMINISTRATIVE APPEAL TERMINATIONS
 1991

COUNTY	JURY TRIAL	COURT TRIAL	SETTLED OR DISMISSED PRE TRIAL	DISMISSAL MISSAL	DISMISSAL FOR WANT OF PROSECUTION	DE-FULT	DIVERSION OR ARBITRATION	TRANS-FERRED OUT	PRIVATE JUDGE REFERRAL	BANKRUPTCY STAY/INTERLOCUTORY APPEAL	OTHER TERMINATIONS	TOTAL TERMINATIONS
ADAMS	0	0	1	0	0	0	0	0	0	0	0	1
ALLEN	0	28	1	1	1	0	0	2	0	1	1	35
ASHLAND	0	0	0	0	0	0	0	0	0	0	0	0
ASHTABULA	0	5	2	8	0	0	0	5	0	0	4	24
ATHENS	0	0	1	4	0	0	0	1	0	0	2	8
AUGLAIZE	0	0	0	0	0	0	0	2	0	0	0	2
BELMONT	0	0	0	4	0	0	0	0	0	1	5	10
BROWN	0	1	0	3	0	0	0	0	0	0	0	4
BUTLER	0	1	6	4	2	1	0	2	0	2	18	36
CARROLL	0	1	0	1	0	0	0	0	0	0	0	2
CHAMPAIGN	1	1	2	2	0	0	0	0	0	0	0	6
CLARK	0	3	6	7	0	5	0	9	0	0	9	39
CLERMONT	2	4	2	3	0	0	0	0	0	0	1	12
CLINTON	0	0	0	3	0	0	0	0	0	0	3	6
COLUMBIANA	0	5	2	2	0	0	0	1	0	0	0	10
COSHOCTON	0	0	0	1	0	0	0	0	0	0	1	2
CRAWFORD	0	0	0	0	1	0	0	0	0	0	5	6
CUYAHOGA	1	112	0	83	59	1	0	25	0	2	0	283
DARKE	0	1	3	0	0	0	0	0	0	0	0	4
DEFIANCE	0	2	0	1	0	0	0	0	0	0	0	3
DELAWARE	0	3	1	1	0	0	0	0	0	0	2	7
ERIE	0	1	1	0	2	0	0	0	0	0	8	12
FAIRFIELD	0	0	2	1	0	0	0	2	0	0	4	9
FAYETTE	0	0	0	0	1	0	0	0	0	0	0	1
FRANKLIN	0	3	32	173	23	12	0	27	0	8	136	414
FULTON	0	1	0	2	0	0	0	1	0	0	6	10
GALLIA	0	0	0	2	0	0	0	0	0	0	1	3
GEAUGA	0	1	1	2	0	0	0	1	0	0	14	19
GREENE	0	0	0	3	0	0	0	2	0	0	1	6
GUERNSEY	1	0	0	3	0	1	1	0	0	0	0	6
HAMILTON	0	22	47	44	0	12	0	17	0	1	35	178
HANCOCK	0	1	1	1	0	0	0	1	0	0	0	4
HARDIN	0	0	0	1	0	0	0	0	0	0	0	1
HARRISON	0	0	1	0	0	0	0	0	0	0	0	1
HENRY	0	0	0	0	0	0	0	0	0	0	0	0
HIGHLAND	0	0	0	1	0	0	0	0	0	0	0	1
HOCKING	0	1	1	2	0	0	0	0	0	0	0	4
HOLMES	0	0	0	1	0	0	0	0	0	0	0	1
HURON	0	1	2	0	0	0	0	0	0	0	4	7
JACKSON	0	0	0	0	0	0	0	0	0	0	2	2
JEFFERSON	0	2	4	2	0	0	0	1	0	0	2	11
KNOX	0	1	3	0	0	0	0	0	0	0	0	4
LAKE	0	2	6	22	1	0	0	4	0	0	11	46
LAWRENCE	0	3	0	1	0	0	0	0	0	0	1	5
LICKING	0	0	2	2	1	1	0	0	0	3	1	10
LOGAN	0	2	1	1	0	0	0	0	0	0	0	4
LORAIN	0	2	2	0	0	0	0	0	0	0	0	4
LUCAS	2	1	23	33	6	9	0	4	0	4	24	106
MADISON	0	0	3	1	0	0	0	0	0	0	0	4
MAHONING	2	21	13	22	0	11	0	37	0	2	3	111
MARION	0	3	0	0	0	0	0	0	0	0	0	3
MEDINA	0	7	2	9	0	5	0	0	0	0	0	23
MEIGS	0	3	0	0	0	0	0	0	0	0	1	4
MERCER	0	0	2	1	0	0	0	0	0	0	1	4
MIAMI	0	2	0	1	0	2	0	0	0	0	4	9
MONROE	0	0	0	0	0	0	0	0	0	0	0	0
MONTGOMERY	0	2	0	36	4	31	0	14	0	0	3	90

COURTS OF COMMON PLEAS - GENERAL DIVISION
 ADMINISTRATIVE APPEAL TERMINATIONS (continued)
 1991

COUNTY	JURY TRIAL	COURT TRIAL	SETTLED OR DISMISSED PRE TRIAL	DISMISSAL	DISMISSAL FOR WANT OF PROSECUTION	DE-FULT	DIVERSION OR ARBITRATION	TRANS-FERRED OUT	PRIVATE JUDGE REFERRAL	BANKRUPTCY STAY/INTERLOCUTORY APPEAL	OTHER TERMINATIONS	TOTAL TERMINATIONS
MORGAN	0	0	0	0	0	0	0	0	0	0	1	1
MORROW	0	0	2	0	0	0	0	0	0	0	0	2
MUSKINGUM	0	0	1	1	1	2	0	0	0	0	0	5
NOBLE	0	0	0	0	0	0	0	0	0	0	0	0
OTTAWA	1	2	0	4	1	0	0	0	0	0	2	10
PAULDING	0	1	0	0	0	0	0	1	0	0	0	2
PERRY	0	2	3	6	0	1	0	0	0	0	0	12
PICKAWAY	0	2	0	2	0	0	0	0	0	0	0	4
PIKE	0	0	0	0	0	0	0	0	0	0	2	2
PORTAGE	2	6	4	18	0	0	0	2	1	0	0	33
PREBLE	0	1	0	0	0	0	0	0	0	0	0	1
PUTNAM	0	2	0	0	0	0	0	0	0	0	0	2
RICHLAND	0	2	7	5	2	2	0	0	0	0	40	58
ROSS	0	2	0	1	0	0	0	0	0	0	2	5
SANDUSKY	1	0	1	1	0	0	0	3	0	0	1	7
SCIOTO	0	4	1	1	0	0	0	4	0	0	2	12
SENECA	1	0	6	0	0	1	0	0	0	0	4	12
SHELBY	1	0	0	7	0	0	0	0	0	0	0	8
STARK	0	1	3	11	1	6	0	1	0	1	18	42
SUMMIT	0	10	23	17	1	0	0	7	0	1	44	103
TRUMBULL	1	0	3	17	0	0	0	1	0	0	1	23
TUSCARAWAS	0	2	0	3	0	0	0	0	0	0	10	15
UNION	3	0	0	1	0	1	0	1	0	1	0	7
VAN WERT	0	0	0	0	0	0	0	0	0	0	0	0
VINTON	0	0	0	0	0	0	0	0	0	0	0	0
WARREN	1	2	6	2	1	5	0	0	0	0	5	22
WASHINGTON	0	2	1	0	0	0	0	1	0	0	0	4
WAYNE	0	0	2	0	0	0	0	0	0	0	2	4
WILLIAMS	0	0	0	1	0	0	0	1	0	0	0	2
WOOD	0	1	1	2	0	0	0	1	0	0	4	9
WYANDOT	0	1	0	2	0	0	0	0	0	0	0	3
STATEWIDE	20	292	240	597	108	109	1	181	1	27	452	2,028

COURTS OF COMMON PLEAS - GENERAL DIVISION
 COMPLEX LITIGATION OVERALL CASELOADS
 1991

COUNTY	CASES PENDING JANUARY 1	NEW FILINGS	REACTIVATIONS AND TRANSFERS	TOTAL CASES	TOTAL TERMIN- ATIONS	% NET INCREASE IN CASELOAD	CASES PENDING DECEMBER 31	CASES PENDING BEYOND TIME GUIDELINES
ADAMS	0	0	0	0	0	0.0%	0	0
ALLEN	0	0	0	0	0	0.0%	0	0
ASHLAND	0	0	1	1	0	-	1	0
ASHTABULA	3	0	0	3	3	-100.0%	0	0
ATHENS	0	0	0	0	0	0.0%	0	0
AUGLAIZE	4	0	3	7	5	-50.0%	2	0
BELMONT	0	0	0	0	0	0.0%	0	0
BROWN	0	0	0	0	0	0.0%	0	0
BUTLER	0	0	4	4	3	-	1	1
CARROLL	0	0	0	0	0	0.0%	0	0
CHAMPAIGN	0	0	0	0	0	0.0%	0	0
CLARK	44	20	17	81	80	-97.7%	1	0
CLERMONT	3	1	0	4	4	-100.0%	0	0
CLINTON	8	0	3	11	8	-62.5%	3	1
COLUMBIANA	0	0	0	0	0	0.0%	0	0
COSHOCTON	0	0	0	0	0	0.0%	0	0
CRAWFORD	0	0	0	0	0	0.0%	0	0
CUYAHOGA	48	37	16	151	86	35.4%	65	2
DARKE	0	0	0	0	0	0.0%	0	0
DEFIANCE	1	0	1	2	1	0.0%	1	0
DELAWARE	0	0	0	0	0	0.0%	0	0
ERIE	34	0	3	37	19	-47.1%	18	16
FAIRFIELD	1	0	6	7	1	500.0%	6	0
FAYETTE	10	0	0	10	7	-70.0%	3	0
FRANKLIN	10	1	4	15	9	-40.0%	6	0
FULTON	0	0	2	2	0	-	2	0
GALLIA	1	0	0	1	1	-100.0%	0	0
GEAUGA	0	0	0	0	0	0.0%	0	0
GREENE	0	0	0	0	0	0.0%	0	0
GUERNSEY	20	0	0	20	6	-30.0%	14	1
HAMILTON	32	0	5	37	13	-25.0%	24	4
HANCOCK	3	14	4	21	3	500.0%	18	0
HARDIN	3	0	0	3	2	-66.7%	1	1
HARRISON	0	0	2	2	0	-	2	0
HENRY	0	0	0	0	0	0.0%	0	0
HIGHLAND	0	0	0	0	0	0.0%	0	0
HOCKING	0	0	0	0	0	0.0%	0	0
HOLMES	0	0	4	4	4	0.0%	0	0
HURON	4	0	23	27	17	150.0%	10	0
JACKSON	0	0	0	0	0	0.0%	0	0
JEFFERSON	57	1	17	75	72	-94.7%	3	0
KNOX	2	0	0	2	1	-50.0%	1	0
LAKE	1	0	0	1	0	0.0%	1	0
LAWRENCE	5	0	1	6	5	-80.0%	1	1
LICKING	1	0	0	1	1	-100.0%	0	0
LOGAN	0	1	0	1	0	-	1	0
LORAIN	2	0	1	3	0	50.0%	3	0
LUCAS	47	1	43	91	44	0.0%	47	8
MADISON	0	0	0	0	0	0.0%	0	0
MAHONING	7	1	7	15	12	-57.1%	3	0
MARION	0	0	0	0	0	0.0%	0	0
MEDINA	2	3	0	5	3	0.0%	2	0
MEIGS	1	0	1	2	1	0.0%	1	0
MERCER	0	0	0	0	0	0.0%	0	0
MIAMI	0	0	0	0	0	0.0%	0	0
MONROE	2	0	0	2	0	0.0%	2	0
MONTGOMERY	46	4	12	62	45	-63.0%	17	0

COURTS OF COMMON PLEAS - GENERAL DIVISION
 COMPLEX LITIGATION OVERALL CASELOADS (continued)
 1991

COUNTY	CASES PENDING JANUARY 1	NEW FILINGS	REACTIVATIONS AND TRANSFERS	TOTAL CASES	TOTAL TERMIN- ATIONS	% NET INCREASE IN CASELOAD	CASES PENDING DECEMBER 31	CASES PENDING BEYOND TIME GUIDELINES
MORGAN	0	0	2	2	1	-	1	1
MORROW	0	0	0	0	0	0.0%	0	0
MUSKINGUM	0	0	0	0	0	0.0%	0	0
NOBLE	0	0	0	0	0	0.0%	0	0
OTTAWA	0	0	7	7	0	-	7	0
PAULDING	0	0	0	0	0	0.0%	0	0
PERRY	0	0	1	1	0	-	1	0
PICKAWAY	1	1	1	3	1	100.0%	2	0
PIKE	0	0	0	0	0	0.0%	0	0
PORTAGE	0	0	0	0	0	0.0%	0	0
PREBLE	0	0	0	0	0	0.0%	0	0
PUTNAM	1	0	0	1	1	-100.0%	0	0
RICHLAND	0	0	0	0	0	0.0%	0	0
ROSS	2	0	0	2	1	-50.0%	1	0
SANDUSKY	0	0	0	0	0	0.0%	0	0
SCIOTO	1	1	0	2	2	-100.0%	0	0
SENECA	0	0	0	0	0	0.0%	0	0
SHELBY	0	0	0	0	0	0.0%	0	0
STARK	7	0	0	7	7	-100.0%	0	0
SUMMIT	0	0	0	0	0	0.0%	0	0
TRUMBULL	5	1	0	6	2	-20.0%	4	0
TUSCARAWAS	0	0	0	0	0	0.0%	0	0
UNION	2	0	0	2	2	-100.0%	0	0
VAN WERT	3	0	0	3	1	-33.3%	2	0
VINTON	0	0	0	0	0	0.0%	0	0
WARREN	0	0	0	0	0	0.0%	0	0
WASHINGTON	29	2	1	32	2	3.4%	30	19
WAYNE	0	0	2	2	0	-	2	0
WILLIAMS	0	0	0	0	0	0.0%	0	0
WOOD	1	0	0	1	0	0.0%	1	0
WYANDOT	0	0	0	0	0	0.0%	0	0
STATEWIDE	454	139	194	787	476	-31.5%	311	55

COURTS OF COMMON PLEAS - GENERAL DIVISION
 COMPLEX LITIGATION TERMINATIONS
 1991

COUNTY	JURY TRIAL	COURT TRIAL	SETTLED OR DISMISSED PRE TRIAL	DISMISSAL MISSAL	DISMISSAL FOR WANT OF PROSECUTION	DE-FAULT	DIVERSION OR ARBITRATION	TRANS-FERRED OUT	PRIVATE JUDGE REFERRAL	BANKRUPTCY STAY/INTERLOC-UTORY APPEAL	OTHER TERMIN-ATIONS	TOTAL TERMIN-ATIONS
ADAMS	0	0	0	0	0	0	0	0	0	0	0	0
ALLEN	0	0	0	0	0	0	0	0	0	0	0	0
ASHLAND	0	0	0	0	0	0	0	0	0	0	0	0
ASHTABULA	0	0	3	0	0	0	0	0	0	0	0	3
ATHENS	0	0	0	0	0	0	0	0	0	0	0	0
AUGLAIZE	0	0	3	1	0	0	0	0	0	0	1	5
BELMONT	0	0	0	0	0	0	0	0	0	0	0	0
BROWN	0	0	0	0	0	0	0	0	0	0	0	0
BUTLER	0	1	0	0	0	0	0	0	0	1	1	3
CARROLL	0	0	0	0	0	0	0	0	0	0	0	0
CHAMPAIGN	0	0	0	0	0	0	0	0	0	0	0	0
CLARK	0	2	31	4	1	0	1	0	0	1	40	80
CLERMONT	0	0	2	0	0	1	1	0	0	0	0	4
CLINTON	0	3	0	3	0	0	0	0	0	0	2	8
COLUMBIANA	0	0	0	0	0	0	0	0	0	0	0	0
COSHOCTON	0	0	0	0	0	0	0	0	0	0	0	0
CRAWFORD	0	0	0	0	0	0	0	0	0	0	0	0
CUYAHOGA	1	17	1	34	8	8	0	16	0	1	0	86
DARKE	0	0	0	0	0	0	0	0	0	0	0	0
DEFLANCE	0	0	1	0	0	0	0	0	0	0	0	1
DELAWARE	0	0	0	0	0	0	0	0	0	0	0	0
ERIE	4	0	12	0	0	0	0	1	0	2	0	19
FAIRFIELD	0	1	0	0	0	0	0	0	0	0	0	1
FAYETTE	0	0	0	2	5	0	0	0	0	0	0	7
FRANKLIN	0	0	1	2	0	1	0	4	0	1	0	9
FULTON	0	0	0	0	0	0	0	0	0	0	0	0
GALLIA	0	0	1	0	0	0	0	0	0	0	0	1
GEAUGA	0	0	0	0	0	0	0	0	0	0	0	0
GREENE	0	0	0	0	0	0	0	0	0	0	0	0
GUERNSEY	1	0	0	3	0	0	0	0	0	1	1	6
HAMILTON	0	1	8	0	0	0	1	0	0	1	2	13
HANCOCK	0	0	0	0	0	0	0	3	0	0	0	3
HARDIN	0	0	1	0	0	1	0	0	0	0	0	2
HARRISON	0	0	0	0	0	0	0	0	0	0	0	0
HENRY	0	0	0	0	0	0	0	0	0	0	0	0
HIGHLAND	0	0	0	0	0	0	0	0	0	0	0	0
HOCKING	0	0	0	0	0	0	0	0	0	0	0	0
HOLMES	0	0	3	1	0	0	0	0	0	0	0	4
HURON	0	4	9	1	0	1	0	1	0	0	1	17
JACKSON	0	0	0	0	0	0	0	0	0	0	0	0
JEFFERSON	1	0	71	0	0	0	0	0	0	0	0	72
KNOX	0	0	0	1	0	0	0	0	0	0	0	1
LAKE	0	0	0	0	0	0	0	0	0	0	0	0
LAWRENCE	2	0	1	0	0	0	0	0	0	0	2	5
LICKING	0	0	0	1	0	0	0	0	0	0	0	1
LOGAN	0	0	0	0	0	0	0	0	0	0	0	0
LORAIN	0	0	0	0	0	0	0	0	0	0	0	0
LUCAS	1	0	6	8	0	4	0	2	0	11	12	44
MADISON	0	0	0	0	0	0	0	0	0	0	0	0
MAHONING	1	3	1	2	0	0	0	4	0	1	0	12
MARION	0	0	0	0	0	0	0	0	0	0	0	0
MEDINA	0	0	0	2	0	0	0	0	0	0	1	3
MEIGS	0	1	0	0	0	0	0	0	0	0	0	1
MERCER	0	0	0	0	0	0	0	0	0	0	0	0
MIAMI	0	0	0	0	0	0	0	0	0	0	0	0
MONROE	0	0	0	0	0	0	0	0	0	0	0	0
MONTGOMERY	1	0	0	11	0	4	0	8	0	0	21	45

COURTS OF COMMON PLEAS - GENERAL DIVISION
 COMPLEX LITIGATION TERMINATIONS (continued)
 1991

COUNTY	JURY TRIAL	COURT TRIAL	SETTLED OR DISMISSED PRE TRIAL	DISMISSAL	DISMISSAL FOR WANT OF PROSECUTION	DE-FULT	DIVERSION OR ARBI-TRATION	TRANS-FERRED OUT	PRIVATE JUDGE REFERRAL	BANKRUPTCY STAY/INTERLOC-UTORY APPEAL	OTHER TERMIN-ATIONS	TOTAL TERMIN-ATIONS
MORGAN	0	0	0	1	0	0	0	0	0	0	0	1
MORROW	0	0	0	0	0	0	0	0	0	0	0	0
MUSKINGUM	0	0	0	0	0	0	0	0	0	0	0	0
NOBLE	0	0	0	0	0	0	0	0	0	0	0	0
OTTAWA	0	0	0	0	0	0	0	0	0	0	0	0
PAULDING	0	0	0	0	0	0	0	0	0	0	0	0
PERRY	0	0	0	0	0	0	0	0	0	0	0	0
PICKAWAY	1	0	0	0	0	0	0	0	0	0	0	1
PIKE	0	0	0	0	0	0	0	0	0	0	0	0
PORTAGE	0	0	0	0	0	0	0	0	0	0	0	0
PREBLE	0	0	0	0	0	0	0	0	0	0	0	0
PUTNAM	0	1	0	0	0	0	0	0	0	0	0	1
RICHLAND	0	0	0	0	0	0	0	0	0	0	0	0
ROSS	0	0	0	1	0	0	0	0	0	0	0	1
SANDUSKY	0	0	0	0	0	0	0	0	0	0	0	0
SCIOTO	0	1	1	0	0	0	0	0	0	0	0	2
SENECA	0	0	0	0	0	0	0	0	0	0	0	0
SHELBY	0	0	0	0	0	0	0	0	0	0	0	0
STARK	0	0	6	0	0	0	0	0	0	1	0	7
SUMMIT	0	0	0	0	0	0	0	0	0	0	0	0
TRUMBULL	1	0	0	1	0	0	0	0	0	0	0	2
TUSCARAWAS	0	0	0	0	0	0	0	0	0	0	0	0
UNION	0	0	0	0	0	0	0	2	0	0	0	2
VAN WERT	0	1	0	0	0	0	0	0	0	0	0	1
VINTON	0	0	0	0	0	0	0	0	0	0	0	0
WARREN	0	0	0	0	0	0	0	0	0	0	0	0
WASHINGTON	0	0	1	0	0	0	0	1	0	0	0	2
WAYNE	0	0	0	0	0	0	0	0	0	0	0	0
WILLIAMS	0	0	0	0	0	0	0	0	0	0	0	0
WOOD	0	0	0	0	0	0	0	0	0	0	0	0
WYANDOT	0	0	0	0	0	0	0	0	0	0	0	0
STATEWIDE	14	36	163	79	14	20	3	42	0	21	84	476

COURTS OF COMMON PLEAS - GENERAL DIVISION
OTHER CIVIL OVERALL CASELOADS
1991

COUNTY	CASES PENDING JANUARY 1	NEW FILINGS	REACTIVATIONS AND TRANSFERS	TOTAL CASES	TOTAL TERMIN- ATIONS	% NET INCREASE IN CASELOAD	CASES PENDING DECEMBER 31	CASES PENDING BEYOND TIME GUIDELINES
ADAMS	68	90	4	162	109	-22.1%	53	16
ALLEN	146	271	12	429	312	-19.9%	117	5
ASHLAND	83	144	2	229	131	18.1%	98	0
ASHTABULA	326	474	29	829	478	7.7%	351	103
ATHENS	164	312	0	476	223	54.3%	253	95
AUGLAIZE	35	112	9	156	114	20.0%	42	0
BELMONT	161	257	15	433	248	14.9%	185	60
BROWN	92	169	2	263	159	13.0%	104	27
BUTLER	454	719	40	1,213	808	-10.8%	405	75
CARROLL	35	108	3	146	118	-20.0%	28	28
CHAMPAIGN	56	71	2	129	66	12.5%	63	19
CLARK	125	331	22	478	277	60.8%	201	20
CLERMONT	426	840	58	1,324	847	12.0%	477	54
CLINTON	64	84	7	155	71	31.3%	84	30
COLUMBIANA	181	449	18	648	456	6.1%	192	0
COSHOCTON	41	154	5	200	169	-24.4%	31	6
CRAWFORD	88	110	10	208	139	-21.6%	69	7
CUYAHOGA	4,495	6,439	446	11,380	6,991	-2.4%	4,389	789
DARKE	71	214	0	285	217	-4.2%	68	5
DEFIANCE	21	30	0	51	42	-57.1%	9	1
DELAWARE	195	168	0	363	167	0.5%	195	101
ERIE	196	308	26	530	314	10.2%	216	81
FAIRFIELD	136	222	73	431	303	-5.9%	128	20
FAYETTE	67	36	31	134	62	7.5%	72	0
FRANKLIN	2,613	4,954	804	8,371	5,675	3.2%	2,696	334
FULTON	49	178	3	230	159	44.9%	71	0
GALLIA	76	69	11	156	112	-42.1%	44	7
GEAUGA	166	322	31	519	354	-0.6%	165	1
GREENE	125	246	24	395	247	18.4%	148	7
GUERNSEY	71	130	15	216	129	22.5%	87	2
HAMILTON	2,394	3,094	205	5,693	3,422	-5.1%	2,271	636
HANCOCK	83	158	11	252	159	12.0%	93	18
HARDIN	40	57	2	99	71	-30.0%	28	3
HARRISON	55	56	0	111	71	-27.3%	40	21
HENRY	25	58	0	83	63	-20.0%	20	1
HIGHLAND	143	118	0	261	149	-21.7%	112	49
HOCKING	23	53	19	95	77	-21.7%	18	0
HOLMES	29	102	1	132	110	-24.1%	22	0
HURON	108	214	20	342	278	-40.7%	64	0
JACKSON	40	76	2	118	65	32.5%	53	8
JEFFERSON	85	339	80	504	336	97.6%	168	2
KNOX	69	125	9	203	135	-1.4%	68	0
LAKE	577	956	56	1,589	935	13.3%	654	107
LAWRENCE	157	159	83	399	273	-19.7%	126	43
LICKING	188	295	27	510	397	-39.9%	113	19
LOGAN	77	227	0	304	188	50.6%	116	10
LORAIN	663	1,175	29	1,867	1,213	-1.4%	654	105
LUCAS	1,125	1,719	114	2,958	1,996	-14.5%	962	51
MADISON	55	90	14	159	122	-32.7%	37	3
MAHONING	981	1,601	431	3,013	1,626	41.4%	1,387	274
MARION	91	173	7	271	166	15.4%	105	10
MEDINA	313	415	5	733	353	21.4%	380	95
MEIGS	71	65	21	157	123	-52.1%	34	10
MERCER	40	34	21	95	54	2.5%	41	12
MIAMI	122	243	12	377	266	-9.0%	111	22
MONROE	77	191	0	268	213	-28.6%	55	5
MONTGOMERY	996	2,953	519	4,468	3,403	6.9%	1,065	52

COURTS OF COMMON PLEAS - GENERAL DIVISION
OTHER CIVIL OVERALL CASELOADS (continued)
1991

COUNTY	CASES PENDING JANUARY 1	NEW FILINGS	REACTIVATIONS AND TRANSFERS	TOTAL CASES	TOTAL TERMIN- ATIONS	% NET INCREASE IN CASELOAD	CASES PENDING DECEMBER 31	CASES PENDING BEYOND TIME GUIDELINES
MORGAN	26	34	48	108	62	76.9%	46	23
MORROW	105	132	2	239	117	16.2%	122	41
MUSKINGUM	148	280	7	435	295	-5.4%	140	14
NOBLE	25	70	3	98	68	20.0%	30	7
OTTAWA	201	136	2	339	214	-37.8%	125	67
PAULDING	42	67	1	110	79	-26.2%	31	1
PERRY	80	199	8	287	227	-25.0%	60	5
PICKAWAY	63	105	6	174	106	7.9%	68	17
PIKE	38	114	2	154	98	47.4%	56	1
PORTAGE	268	442	0	710	420	8.2%	290	47
PREBLE	64	83	2	149	94	-14.1%	55	2
PUTNAM	46	110	3	159	121	-17.4%	38	2
RICHLAND	160	210	29	399	273	-21.3%	126	16
ROSS	99	165	8	272	185	-12.1%	87	9
SANDUSKY	110	200	5	315	211	-5.5%	104	21
SCIOTO	185	339	6	530	293	28.1%	237	32
SENECA	76	95	8	179	127	-31.6%	52	5
SHELBY	56	165	4	225	186	-30.4%	39	0
STARK	536	972	98	1,606	1,139	-12.9%	467	22
SUMMIT	1,278	2,157	150	3,585	2,559	-19.7%	1,026	154
TRUMBULL	586	810	82	1,478	858	5.8%	620	147
TUSCARAWAS	205	336	24	565	286	36.1%	279	99
UNION	68	82	5	155	125	-55.9%	30	3
VAN WERT	20	37	8	65	43	10.0%	22	0
VINTON	23	63	1	87	66	-8.7%	21	0
WARREN	364	476	20	860	535	-10.7%	325	92
WASHINGTON	124	142	10	276	127	20.2%	149	47
WAYNE	82	140	12	234	140	14.6%	94	0
WILLIAMS	76	109	1	186	111	-1.3%	75	16
WOOD	123	290	58	471	334	11.4%	137	9
WYANDOT	30	47	14	91	60	3.3%	31	8
STATEWIDE	24,760	41,364	4,017	72,132	45,320	0.2%	24,821	4,356

88

COURTS OF COMMON PLEAS - GENERAL DIVISION
OTHER CIVIL TERMINATIONS
1991

COUNTY	JURY TRIAL	COURT TRIAL	SETTLED OR		DISMISSAL		DIVERSION OR ARBITRATION	TRANSFERRED OUT	PRIVATE JUDGE REFERRAL	BANKRUPTCY STAY/INTERLOCUTORY APPEAL	OTHER TERMINATIONS	TOTAL TERMINATIONS
			DISMISSED PRE TRIAL	DISMISSAL	FOR WANT OF PROSECUTION	DEFAULT						
ADAMS	1	2	9	42	6	36	0	1	0	4	8	109
ALLEN	2	61	90	30	6	61	0	9	0	9	44	312
ASHLAND	1	7	8	54	0	54	0	1	0	2	4	131
ASHTABULA	10	25	152	87	4	127	0	26	0	16	31	478
ATHENS	4	5	11	94	0	47	0	2	0	0	60	223
AUGLAIZE	5	1	40	14	4	30	0	2	0	4	14	114
BELMONT	3	5	1	75	0	104	0	8	0	13	39	248
BROWN	0	2	23	42	0	88	2	1	0	1	0	159
BUTLER	8	26	190	123	41	244	29	27	0	32	88	808
CARROLL	0	7	18	15	1	68	0	0	0	3	6	118
CHAMPAIGN	1	8	19	9	0	22	2	3	0	2	0	66
CLARK	1	24	69	46	16	67	2	13	0	9	30	277
CLERMONT	10	73	85	276	9	183	105	36	0	27	43	847
CLINTON	1	16	17	17	1	12	0	1	0	2	4	71
COLUMBIANA	3	31	113	72	4	187	8	13	1	17	7	456
COSHOCTON	0	3	22	23	0	16	0	1	0	2	102	169
CRAWFORD	3	5	29	24	4	32	0	6	0	7	29	139
CUYAHOGA	60	1,640	89	2,044	1,318	1,026	315	324	0	174	1	6,991
DARKE	1	40	35	15	0	107	0	3	0	16	0	217
DEFLANCE	0	19	6	8	1	1	0	1	0	1	5	42
DELAWARE	1	14	38	48	0	49	1	6	0	7	3	167
ERIE	0	6	64	76	3	92	0	14	0	7	52	314
FAIRFIELD	2	13	53	69	7	63	0	6	1	8	81	303
FAYETTE	8	2	5	44	1	1	0	0	0	0	1	62
FRANKLIN	49	66	570	1,792	158	1,568	39	489	0	261	683	5,675
FULTON	0	0	5	34	3	76	0	6	0	1	34	159
GALLIA	0	8	21	20	13	22	0	3	0	6	19	112
GEAUGA	2	18	88	67	5	80	0	15	0	12	67	354
GREENE	3	9	27	91	2	55	8	25	0	10	17	247
GUERNSEY	1	1	16	44	13	38	0	3	0	1	12	129
HAMILTON	27	172	924	1,084	68	501	172	214	2	79	179	3,422
HANCOCK	0	13	34	49	0	35	0	17	1	10	0	159
HARDIN	4	1	18	18	0	27	1	0	0	2	0	71
HARRISON	0	3	4	15	0	30	0	1	0	2	16	71
HENRY	0	8	19	11	0	25	0	0	0	0	0	63
HIGHLAND	3	61	17	53	0	7	0	2	0	6	0	149
HOCKING	1	1	30	0	2	28	0	1	0	2	12	77
HOLMES	4	5	19	22	5	46	1	1	0	6	1	110
HURON	3	45	85	22	3	75	2	6	0	6	31	278
JACKSON	1	1	10	18	0	20	0	0	0	3	12	65
JEFFERSON	8	19	94	43	1	128	1	15	0	9	18	336
KNOX	0	28	35	29	0	30	0	3	1	1	8	135
LAKE	14	41	190	322	11	173	33	48	2	28	73	935
LAWRENCE	6	9	36	41	9	73	0	74	0	7	18	273
LICKING	5	17	60	106	8	91	3	7	0	28	72	397
LOGAN	3	7	70	8	4	31	1	10	0	8	46	188
LORAIN	5	49	262	278	10	314	30	64	0	75	126	1,213
LUCAS	12	29	532	472	55	502	2	76	0	93	223	1,996
MADISON	1	17	52	30	0	8	0	1	0	3	10	122
MAHONING	18	149	206	343	1	464	32	334	1	46	32	1,626
MARION	0	32	12	35	6	53	0	13	0	11	4	166
MEDINA	3	19	106	111	13	55	4	22	0	11	9	353
MEIGS	0	35	24	15	0	13	0	0	0	3	33	123
MERCER	0	5	23	5	0	2	0	7	0	0	12	54
MIAMI	1	17	50	49	5	65	0	32	0	7	40	266
MONROE	0	114	0	39	0	8	0	0	0	1	51	213
MONTGOMERY	13	34	27	792	207	1,745	5	427	0	82	71	3,403

COURTS OF COMMON PLEAS - GENERAL DIVISION
OTHER CIVIL TERMINATIONS (continued)
1991

COUNTY	JURY TRIAL	COURT TRIAL	SETTLED OR DISMISSED PRE TRIAL	DISMISSAL	DISMISSAL FOR WANT OF PROSECUTION	DE-FULT	DIVERSION OR ARBITRATION	TRANSFERRED OUT	PRIVATE JUDGE REFERRAL	BANKRUPTCY STAY/INTERLOCUTORY APPEAL	OTHER TERMINATIONS	TOTAL TERMINATIONS
MORGAN	2	7	8	29	3	12	1	0	0	0	0	62
MORROW	0	7	33	17	1	48	0	2	0	8	1	117
MUSKINGUM	0	11	49	38	4	159	4	4	1	7	18	295
NOBLE	2	1	10	9	1	40	0	3	0	0	2	68
OTTAWA	2	21	40	63	9	31	0	4	0	2	42	214
PAULDING	1	7	32	2	2	33	0	1	0	0	1	79
PERRY	0	5	96	3	2	91	0	4	0	5	21	227
PICKAWAY	0	22	0	35	2	32	0	2	0	0	13	106
PIKE	0	3	18	16	5	49	0	1	0	0	6	98
PORTAGE	7	47	56	150	8	93	18	23	9	8	1	420
PREBLE	0	6	20	18	2	29	0	0	0	2	17	94
PUTNAM	1	27	15	32	1	33	0	2	0	5	5	121
RICHLAND	4	19	94	36	13	52	0	15	0	4	36	273
ROSS	2	9	24	27	5	31	2	9	0	7	69	185
SANDUSKY	2	5	22	55	0	77	4	9	0	1	36	211
SCIOTO	0	46	37	61	5	30	1	73	0	13	27	293
SENECA	3	14	44	20	3	32	0	1	0	3	7	127
SHELBY	0	9	0	63	2	99	0	0	0	4	9	186
STARK	17	55	239	261	23	303	25	72	0	38	106	1,139
SUMMIT	35	96	656	456	66	573	71	248	0	100	258	2,559
TRUMBULL	4	92	95	318	7	177	46	73	0	30	16	858
TUSCARAWAS	4	10	4	94	0	105	0	3	0	8	58	286
UNION	4	23	27	22	1	28	0	10	0	3	7	125
VAN WERT	1	9	9	1	8	4	0	4	0	3	4	43
VINTON	0	7	7	6	0	40	0	1	0	2	3	66
WARREN	6	21	130	37	58	220	0	4	0	10	49	535
WASHINGTON	1	11	36	32	5	38	0	1	0	0	3	127
WAYNE	3	12	52	8	1	32	0	8	0	6	18	140
WILLIAMS	0	1	0	57	8	20	2	18	0	2	3	111
WOOD	2	9	53	99	3	55	0	39	0	11	63	334
WYANDOT	0	1	6	15	0	14	0	8	0	2	14	60
STATEWIDE	415	3,681	6,764	11,485	2,276	11,685	972	3,062	19	1,467	3,494	45,320

COURTS OF COMMON PLEAS - GENERAL DIVISION
CRIMINAL OVERALL CASELOADS
1991

COUNTY	CASES PENDING JANUARY 1	NEW FILINGS	REACTIVATIONS AND TRANSFERS	TOTAL CASES	TOTAL TERMIN- ATIONS	% NET INCREASE IN CASELOAD	CASES PENDING DECEMBER 31	CASES PENDING BEYOND TIME GUIDELINES
ADAMS	65	79	9	153	112	-36.9%	41	7
ALLEN	56	373	0	429	382	-16.1%	47	0
ASHLAND	34	150	1	185	141	29.4%	44	0
ASHTABULA	54	263	7	324	257	24.1%	67	4
ATHENS	64	119	1	184	129	-14.1%	55	0
AUGLAIZE	56	205	62	323	262	8.9%	61	0
BELMONT	37	213	5	255	197	56.8%	58	16
BROWN	23	70	1	94	68	13.0%	26	6
BUTLER	211	765	94	1,070	880	-10.0%	190	2
CARROLL	3	56	0	59	50	200.0%	9	0
CHAMPAIGN	81	157	7	245	191	-33.3%	54	4
CLARK	122	708	25	855	634	81.1%	221	20
CLERMONT	149	508	57	714	572	-4.7%	142	16
CLINTON	49	54	8	111	70	-16.3%	41	0
COLUMBIANA	74	181	7	262	181	9.5%	81	0
COSHOCTON	24	62	23	109	86	-4.2%	23	4
CRAWFORD	52	185	14	251	194	9.6%	57	1
CUYAHOGA	2,580	16,162	1,390	20,132	17,138	16.0%	2,994	91
DARKE	39	254	0	293	252	5.1%	41	0
DEFLANCE	34	208	1	243	161	141.2%	82	0
DELAWARE	60	271	13	344	238	76.7%	106	1
ERIE	24	291	98	413	380	37.5%	33	3
FAIRFIELD	66	318	10	394	348	-30.3%	46	1
FAYETTE	47	88	91	226	116	134.0%	110	0
FRANKLIN	1,681	7,518	1,013	10,212	7,997	31.8%	2,215	109
FULTON	19	122	3	144	112	68.4%	32	0
GALLIA	33	67	4	104	57	42.4%	47	7
GEAUGA	67	195	29	291	243	-28.4%	48	0
GREENE	118	526	8	652	491	36.4%	161	6
GUERNSEY	58	128	3	189	143	-20.7%	46	7
HAMILTON	1,111	5,267	321	6,699	5,619	-2.8%	1,080	51
HANCOCK	122	272	17	411	249	32.8%	162	34
HARDIN	47	62	3	112	69	-8.5%	43	1
HARRISON	17	40	20	77	45	88.2%	32	22
HENRY	11	43	0	54	51	-72.7%	3	0
HIGHLAND	21	105	0	126	83	104.8%	43	0
HOCKING	16	90	52	158	125	106.3%	33	0
HOLMES	6	100	1	107	93	133.3%	14	0
HURON	17	112	24	153	119	100.0%	34	0
JACKSON	16	53	12	81	60	31.3%	21	5
JEFFERSON	21	62	11	94	81	-38.1%	13	0
KNOX	27	158	80	265	240	-7.4%	25	0
LAKE	155	512	43	710	538	11.0%	172	9
LAWRENCE	20	163	116	299	231	-10.0%	18	0
LICKING	101	402	17	520	406	12.9%	114	3
LOGAN	66	163	9	238	184	-18.2%	54	8
LORAIN	481	1,380	111	1,972	1,451	8.3%	521	79
LUCAS	433	2,958	158	3,549	3,067	11.3%	482	1
MADISON	18	109	18	145	105	122.2%	40	0
MAHONING	169	732	177	1,078	712	116.6%	366	78
MARION	49	240	3	292	264	-42.9%	28	1
MEDINA	70	312	11	393	320	-4.3%	67	4
MEIGS	21	50	17	88	65	9.5%	23	0
MERCER	18	65	22	105	85	11.1%	20	0
MIAMI	49	273	1	323	270	8.2%	53	2
MONROE	6	18	2	26	25	-83.3%	1	0
MONTGOMERY	373	2,888	217	3,478	2,908	52.8%	570	11

**COURTS OF COMMON PLEAS - GENERAL DIVISION
CRIMINAL OVERALL CASELOADS (continued)
1991**

COUNTY	CASES PENDING JANUARY 1	NEW FILINGS	REACTIVATIONS AND TRANSFERS	TOTAL CASES	TOTAL TERMIN- ATIONS	% NET INCREASE IN CASELOAD	CASES PENDING DECEMBER 31	CASES PENDING BEYOND TIME GUIDELINES
MORGAN	20	30	0	50	44	-70.0%	6	0
MORROW	44	74	1	119	73	4.5%	46	3
MUSKINGUM	57	228	4	289	228	7.0%	61	0
NOBLE	28	18	0	46	37	-67.9%	9	3
OTTAWA	35	67	0	102	73	-17.1%	29	3
PAULDING	13	79	5	97	76	61.5%	21	0
PERRY	62	65	5	132	97	-43.5%	35	6
PICKAWAY	103	273	20	396	302	-8.7%	94	20
PIKE	32	132	2	166	135	-3.1%	31	1
PORTAGE	53	286	0	339	258	52.8%	81	10
PREBLE	42	137	15	194	159	-16.7%	35	1
PUTNAM	19	54	9	82	73	-52.6%	9	0
RICHLAND	260	625	126	1,011	852	-38.8%	159	4
ROSS	85	244	16	345	247	15.3%	98	3
SANDUSKY	55	230	7	292	208	52.7%	84	13
SCIOTO	106	264	41	411	351	-43.4%	60	8
SENECA	94	188	90	372	316	-40.4%	55	1
SHELBY	51	167	9	227	165	21.6%	62	0
STARK	174	857	30	1,061	858	16.7%	203	0
SUMMIT	320	2,996	187	3,503	3,141	13.1%	362	0
TRUMBULL	52	442	27	521	452	32.7%	69	8
TUSCARAWAS	236	327	289	852	555	25.8%	297	148
UNION	30	126	15	171	122	63.3%	49	3
VAN WERT	17	137	58	212	178	100.0%	34	0
VINTON	14	88	4	106	55	264.3%	51	1
WARREN	79	289	17	385	303	3.8%	82	5
WASHINGTON	76	194	5	275	194	6.6%	81	7
WAYNE	40	203	18	261	193	70.0%	68	0
WILLIAMS	23	136	0	159	132	17.4%	27	0
WOOD	110	392	29	531	437	-14.5%	94	4
WYANDOT	23	49	38	110	82	21.7%	28	1
STATEWIDE	11,794	56,322	5,514	73,630	59,999	15.6%	13,631	867

88

COURTS OF COMMON PLEAS - GENERAL DIVISION
CRIMINAL TERMINATIONS
1991

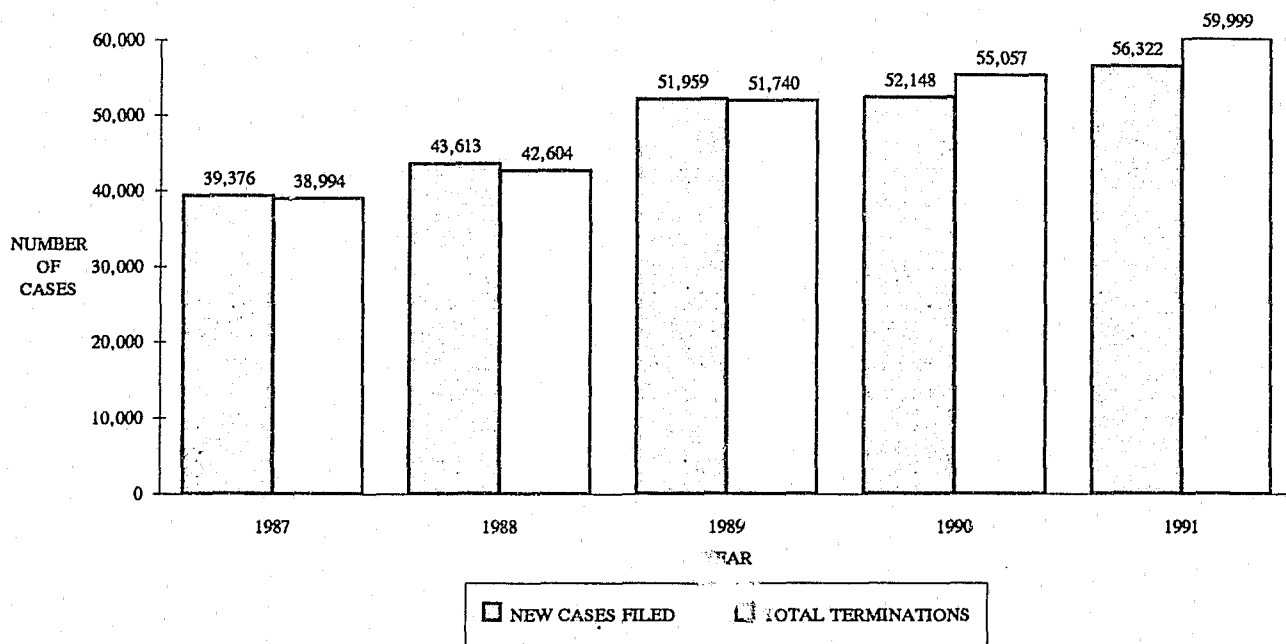
COUNTY	JURY TRIAL	SETTLED OR		DISMISSAL	DISMISSAL FOR LACK OF SPEEDY TRIAL	DIVERSION OR ARBITRATION	-- GUILTY OR NO --		UNAVAILABILITY OF ACCUSED	TRANSFERRED OUT	BANKRUPTCY STAY/INTERLOCUTORY APPEAL	OTHER TERMINATIONS
		COURT TRIAL	DISMISSED PRE TRIAL				CONTEST ORIGINAL	PLEA TO REDUCED				
ADAMS	1	0	0	18	0	0	61	25	2	0	0	5
ALLEN	19	6	2	3	1	0	239	91	8	7	0	6
ASHLAND	6	0	0	31	0	0	37	51	2	14	0	0
ASHTABULA	16	1	2	18	0	0	97	109	9	4	0	1
ATHENS	6	2	0	7	0	6	98	5	0	0	0	5
AUGLAIZE	3	0	1	8	0	4	38	144	9	4	0	51
BELMONT	5	1	0	22	0	0	82	29	0	58	0	0
BROWN	0	0	0	10	2	0	0	52	4	0	0	0
BUTLER	56	19	8	10	1	2	260	438	46	34	2	4
CHAMOLL	0	0	0	2	0	0	29	18	1	0	0	0
CHAMPAIGN	11	1	3	74	0	0	35	58	3	1	0	5
CLARK	23	6	4	58	0	0	160	345	29	7	1	1
CLERMONT	52	21	3	32	0	1	244	150	24	34	0	11
CLINTON	6	0	0	3	0	0	43	17	1	0	0	0
COLUMBIANA	11	15	0	2	11	0	73	30	15	4	0	0
COSHOCTON	7	1	0	4	0	0	39	15	1	2	0	17
CRAWFORD	9	0	0	15	0	1	87	66	11	2	0	3
CUYAHOGA	463	463	127	1,656	36	14	4,482	8,856	784	182	4	71
DARKE	1	0	0	25	0	0	27	105	93	1	0	0
DEFIANCE	1	1	0	10	0	0	130	17	1	0	0	1
DELAWARE	5	0	21	38	0	0	140	17	16	0	0	1
ERIE	18	0	128	22	0	1	47	64	25	4	0	71
FAIRFIELD	7	2	5	42	31	4	140	68	41	4	0	4
FAYETTE	6	2	0	9	0	2	31	57	0	1	0	8
FRANKLIN	195	58	214	342	143	116	1,658	3,841	944	315	11	160
FULTON	1	0	0	3	0	0	29	31	0	0	0	48
GALLIA	2	0	1	4	0	0	28	9	4	3	0	6
GEAUGA	7	9	8	13	1	0	105	74	12	4	1	9
GREENE	14	11	15	15	0	0	328	92	11	5	0	0
GUERNSEY	7	0	0	7	1	0	55	53	2	5	1	12
HAMILTON	114	337	25	62	115	11	2,301	1,999	461	167	4	23
HANCOCK	3	0	2	16	0	0	139	21	18	50	0	0
HARDIN	9	0	0	1	2	0	17	40	0	0	0	0
HARRISON	1	0	1	4	0	1	25	10	0	1	0	2
HENRY	0	1	1	5	0	0	40	4	0	0	0	0
HIGHLAND	4	0	0	2	0	0	26	51	0	0	0	0
HOCKING	1	25	0	9	0	0	61	22	5	0	0	2
HOLMES	15	9	0	5	2	0	47	6	1	4	0	4
HURON	12	4	0	8	1	0	29	26	3	20	0	16
JACKSON	12	3	0	6	0	2	23	8	1	2	0	3
JEFFERSON	8	1	0	6	0	0	17	45	1	0	0	3
KNOX	5	115	0	4	0	0	108	3	4	0	0	1
LAKE	33	3	21	32	0	0	171	217	38	10	7	6
LAWRENCE	4	0	0	28	0	0	92	11	58	88	0	0
LICKING	41	6	0	23	0	9	290	0	9	26	0	2
LOGAN	6	1	4	3	0	7	69	48	5	3	0	38
LORAIN	84	15	5	71	1	0	706	375	120	48	3	23
LUCAS	55	15	158	391	0	3	1,016	1,157	201	15	4	52
MADISON	9	12	1	12	0	0	56	11	1	0	0	3
MAHONING	25	14	2	16	1	0	367	48	73	163	0	3
MARION	6	0	0	3	0	0	130	106	6	5	0	8
MEDINA	27	4	0	19	0	14	88	134	24	12	1	3
MEIGS	6	23	1	4	1	0	21	3	0	2	0	4
MERCER	0	0	0	2	0	1	23	17	1	27	0	14
MIAMI	11	2	0	15	0	1	187	36	8	4	0	6
MONROE	6	0	0	3	0	0	12	2	1	0	0	1
MONTGOMERY	101	32	56	225	2	80	1,886	319	161	41	0	5

COURTS OF COMMON PLEAS - GENERAL DIVISION
 CRIMINAL TERMINATIONS (continued)
 1991

COUNTY	JURY TRIAL	COURT TRIAL	SETTLED OR		DISMISSAL FOR LACK OF SPEEDY TRIAL	DIVERSION OR ARBITRATION	-- GUILTY OR NO --		UNAVAIL- ABILITY OF ACCUSED	TRANS- FERRED OUT	BANKRUPTCY STAY/INTERLOC- UTORY APPEAL	OTHER TERMIN- ATIONS
			DISMISSED PRE TRIAL	DIS- MISSAL			CONTEST PLEA TO ORIGINAL	REDUCED				
MORGAN	2	0	2	0	0	0	23	5	0	0	0	12
MORROW	8	1	6	0	0	0	16	39	0	3	0	0
MUSKINGUM	5	0	0	7	0	0	170	37	9	0	0	0
NOBLE	3	0	0	3	0	0	27	3	0	0	0	1
OTTAWA	4	0	1	18	0	3	36	4	0	0	0	7
PAULDING	1	5	0	6	2	0	36	21	0	1	0	4
PERRY	2	1	2	2	0	0	72	1	17	0	0	0
PICKAWAY	7	2	0	34	0	0	129	81	0	30	0	19
PIKE	7	0	6	17	1	0	69	28	3	0	1	3
PORTAGE	21	2	0	32	0	1	84	95	17	6	0	0
PREBLE	9	0	0	17	1	39	45	31	6	1	0	10
PUTNAM	2	0	0	3	0	0	52	13	1	0	0	2
RICHLAND	36	9	48	42	1	56	410	161	27	14	0	48
ROSS	18	10	0	12	0	25	151	8	13	4	1	5
SANDUSKY	15	2	0	18	0	2	79	66	7	2	0	17
SCIOTO	7	84	0	36	0	2	126	72	3	5	0	16
SENECA	14	1	3	22	0	5	157	39	4	3	1	67
SHELBY	3	1	0	11	3	1	69	65	6	0	0	6
STARK	74	3	8	11	0	0	605	117	25	6	3	6
SUMMIT	108	12	29	90	4	51	1,128	1,500	183	32	0	4
TRUMBULL	10	0	1	22	0	0	211	166	18	24	0	0
TUSCARAWAS	6	4	0	81	0	1	181	54	21	0	0	207
UNION	3	7	6	4	4	6	37	28	20	3	0	4
VAN WERT	2	3	1	25	1	2	69	26	13	0	0	36
VINTON	6	8	0	8	0	1	17	4	7	0	0	4
WARREN	16	1	1	11	0	0	89	150	27	7	0	1
WASHINGTON	22	2	44	33	2	0	65	14	3	5	0	4
WAYNE	10	5	3	3	4	0	144	12	4	5	0	3
WILLIAMS	1	0	0	11	0	8	49	61	1	1	0	0
WOOD	10	5	6	44	1	2	184	132	19	31	2	1
WYANDOT	0	0	0	1	0	0	39	3	0	0	0	39
STATEWIDE	1,988	1,409	986	4,102	376	485	21,338	22,702	3,752	1,566	47	1,248

88

**COURTS OF COMMON PLEAS - GENERAL DIVISION
CRIMINAL CASES
1987 - 1991**



SECTION F

COURTS OF COMMON PLEAS

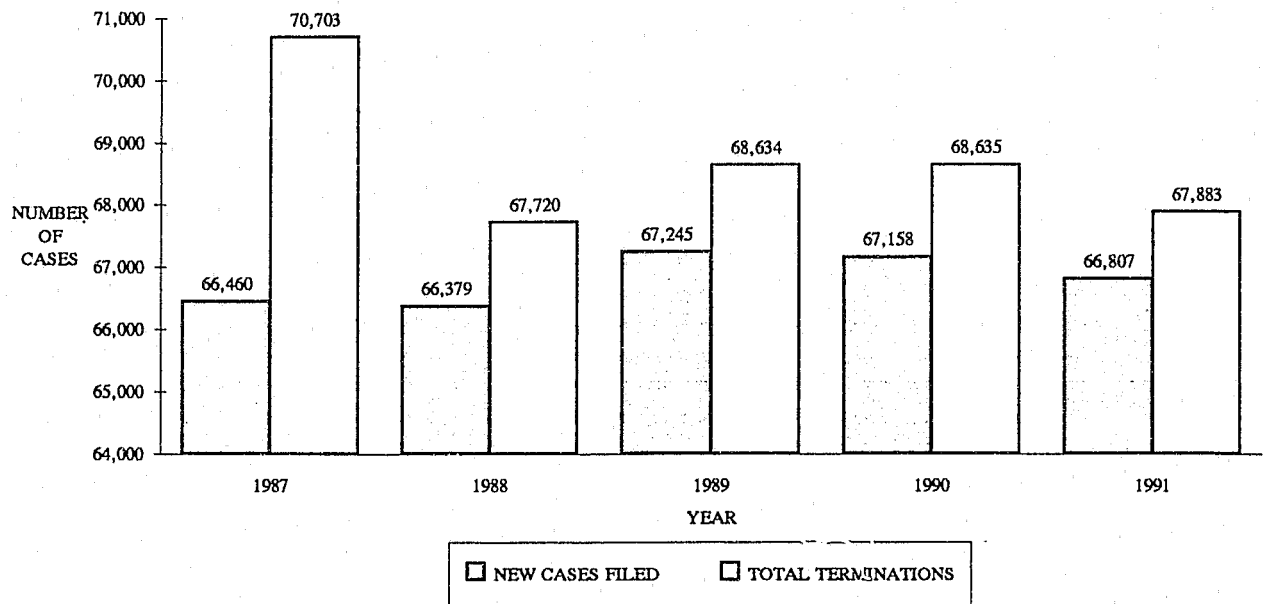
Domestic Relations Division

Note: Statistics for 1991 have been affected by the implementation of amendments to the Rules of Superintendence and procedural changes instituted by the Court Statistical Reporting Section of the Supreme Court. These changes may affect comparisons between statistics reported in 1991 and previous years.

**COURTS OF COMMON PLEAS - DOMESTIC RELATIONS DIVISION
COMPOSITE REPORT FORM FOR THE ENTIRE STATE
1991**

	MARRIAGE TERMINATIONS WITH CHILDREN	MARRIAGE TERMINATIONS WITHOUT CHILDREN	MARRIAGE DISSOLUTIONS WITH CHILDREN	MARRIAGE DISSOLUTIONS WITHOUT CHILDREN	CHANGE OF CUSTODY	ENFORCEMENT OR MODIFICATION OF VISITATION	SUPPORT	DOMESTIC VIOLENCE	U.R. E.S.A.	ALL OTHER CASES	TOTAL
CASES PENDING BEGINNING OF YEAR	12,161	6,755	1,580	1,497	1,760	1,212	5,594	382	1,348	2,924	35,213
NEW CASES FILED	25,739	15,858	12,464	12,746	3,426	1,961	10,566	3,980	4,323	8,808	99,871
TRANSFERRED IN OR REACTIVATED CASES	1,636	569	285	218	5,930	2,966	32,249	740	600	10,756	55,949
TOTAL CASES	39,536	23,182	14,329	14,461	11,116	6,139	48,409	5,102	6,271	22,488	191,033
CASES TERMINATED BY:											
JUDGE:DEFAULT, UN- CONTESTED, DISSOLUTION	11,431	8,255	8,101	8,715	1,617	447	5,464	656	1,171	2,417	48,254
REFEREE:DEFAULT, UN- CONTESTED, DISSOLUTION	2,847	2,009	3,179	3,052	1,191	931	9,358	1,060	607	6,025	30,259
TRIAL BY JUDGE	2,886	1,492	126	224	1,032	530	3,020	799	346	2,608	13,063
TRIAL BY REFEREE	2,484	1,147	252	118	2,729	1,642	16,993	806	411	3,029	29,611
VOLUNTARY DISMISSAL	4,014	2,227	622	504	520	361	2,831	458	791	1,285	13,613
MEDIATION/CONCILIATION	434	66	9	8	69	35	22	24	5	4	676
BANKRUPTCY STAY OR INTERLOCUTORY APPEAL	69	44	0	0	3	1	15	0	6	12	150
TRANSFERRED OUT	374	106	33	16	40	23	52	8	578	58	1,288
REFERRED TO PRIVATE JUDGE	5	3	0	0	4	0	14	0	0	2	28
ALL OTHER TERMINATIONS	1,452	895	367	337	1,110	541	4,092	620	877	3,833	14,124
TOTAL TERMINATIONS	25,976	16,244	12,689	12,974	8,315	4,511	41,861	4,431	4,792	19,273	151,066
CASES PENDING END OF YEAR	13,560	6,938	1,640	1,487	2,801	1,628	6,548	671	1,479	3,215	39,967
TIME GUIDELINE (MONTHS)	18	12	3	3	9	3	3	X	3	X	X
CASES PENDING END OF YEAR BEYOND TIME GUIDELINE	269	382	65	32	327	370	1,401	X	638	X	3,484

**COURTS OF COMMON PLEAS - DOMESTIC RELATIONS DIVISION
STATEWIDE NEW CASES FILED AND TOTAL TERMINATIONS COMPARISON
1987 - 1991**



Note: Marriage termination and dissolution cases only

**COURTS OF COMMON PLEAS - DOMESTIC RELATIONS DIVISION
OVERALL CASELOADS
1991**

COUNTY	NUMBER OF JUDGES	----- POPULATION -----		NEW FILINGS, TRANSFERS, AND REACTIVATIONS -----			----- TERMINATIONS -----		
		TOTAL	PER JUDGE	TOTAL	PER JUDGE	PER 1000 POPULATION	TOTAL	PER JUDGE	PER 1000 POPULATION
The judges of the following counties also have General, Probate, and Juvenile Division jurisdiction.									
ADAMS	1	25,371	25,371	550	550	22	542	542	21
HARRISON	1	16,085	16,085	118	118	7	119	119	7
HENRY	1	29,108	29,108	309	309	11	328	328	11
MORGAN	1	14,194	14,194	267	267	19	260	260	18
MORROW	1	27,749	27,749	294	294	11	293	293	11
NOBLE	1	11,336	11,336	83	83	7	72	72	6
WYANDOT	1	22,254	22,254	308	308	14	293	293	13

The judges of the following counties have Domestic Relations Division jurisdiction exclusively.

BUTLER	1	291,479	291,479	3,783	3,783	13	3,526	3,526	12
CLERMONT	1	150,187	150,187	4,597	4,597	31	4,537	4,537	30
CUYAHOGA	5	1,412,140	282,428	18,206	3,641	13	15,708	3,142	11
GREENE	1	136,731	136,731	1,769	1,769	13	1,555	1,555	11
HAMILTON	3	866,228	288,743	20,363	6,788	24	20,463	6,821	24
LAKE	1	215,499	215,499	3,659	3,659	17	3,698	2,222	17
LICKING	1	128,300	128,300	2,847	2,847	22	2,393	2,393	19
LUCAS	2	462,361	231,181	5,436	2,718	12	5,494	2,747	12
MAHONING	1	264,806	264,806	4,197	4,197	16	4,212	4,212	16
MONTGOMERY	2	573,809	286,905	6,838	3,419	12	5,762	2,881	10
PORTAGE	1	142,585	142,585	1,401	1,401	10	1,490	1,490	10
SUMMIT	1	514,990	514,990	4,731	4,731	9	4,544	4,544	9
WARREN	1	113,909	113,909	3,047	3,047	27	4,181	4,181	37

The judges of the following counties also have Juvenile Division jurisdiction.

ERIE	1	76,779	76,779	796	796	10	792	792	10
FRANKLIN	4	961,437	240,359	10,707	2,677	11	10,189	2,547	11
LORAIN	2	271,126	135,563	3,410	1,705	13	3,432	1,716	13
RICHLAND	1	126,137	126,137	1,893	1,893	15	1,891	1,891	15
STARK	2	367,585	183,793	5,826	2,913	16	5,893	2,947	16
TRUMBULL	2	227,813	113,907	2,990	1,495	13	2,883	1,442	13

The judges of the following counties also have General Division jurisdiction.

ALLEN	2	109,755	54,878	1,712	856	16	1,745	873	16
ASHLAND	1	47,507	47,507	411	411	9	405	405	9
ASHTABULA	3	99,821	33,274	1,253	418	13	1,142	381	11
ATHENS	2	59,549	29,775	866	433	15	842	421	14
AUGLAIZE	1	44,585	44,585	439	439	10	460	460	10
BELMONT	2	71,074	35,537	641	321	9	592	296	8
BROWN	1	34,966	34,966	785	785	22	788	788	23
CARROLL	1	26,521	26,521	379	379	14	382	382	14
CHAMPAIGN	1	36,019	36,019	828	828	23	797	797	22
CLARK	3	147,548	49,183	2,239	746	15	2,259	753	15
CLINTON	1	35,415	35,415	537	537	15	459	459	13
COLUMBIANA	2	108,276	54,138	2,352	1,176	22	2,364	1,182	22
COSHOCTON	1	35,427	35,427	529	529	15	492	492	14
CRAWFORD	1	47,870	47,870	659	659	14	663	663	14
DARKE	1	53,619	53,619	569	869	16	844	844	16
DEFIANCE	1	39,350	39,350	482	482	12	483	483	12
DELAWARE	1	66,929	66,929	798	798	12	732	732	11
FAIRFIELD	2	103,461	51,731	1,197	599	12	1,141	571	11
FAYETTE	1	27,466	27,466	494	494	18	469	469	17
FULTON	1	38,498	38,498	438	438	11	431	431	11
GALLIA	1	30,954	30,954	869	869	28	824	824	27

COURTS OF COMMON PLEAS - DOMESTIC RELATIONS DIVISION
 OVERALL CASELOADS (continued)
 1991

COUNTY	NUMBER OF JUDGES	----- POPULATION -----		NEW FILINGS, TRANSFERS, AND REACTIVATIONS -----			----- TERMINATIONS -----		
		TOTAL	PER JUDGE	TOTAL	PER JUDGE	PER 1000 POPULATION	TOTAL	PER JUDGE	PER 1000 POPULATION
GEAUGA	2	81,129	40,565	662	331	8	657	329	8
GUERNSEY	1	39,024	39,024	489	489	13	448	448	11
HANCOCK	2	65,536	32,768	611	306	9	618	309	9
HARDIN	1	31,111	31,111	448	448	14	435	435	14
HIGHLAND	1	35,728	35,728	563	563	16	560	560	16
HOCKING	1	25,533	25,533	328	328	13	358	358	14
HOLMES	1	32,849	32,849	252	252	8	255	255	8
HURON	1	56,240	56,240	711	711	13	710	710	13
JACKSON	1	30,230	30,230	463	463	15	442	442	15
JEFFERSON	2	80,298	40,149	738	369	9	761	381	9
KNOX	1	47,473	47,473	652	652	14	682	682	14
LAWRENCE	2	61,834	30,917	1,127	564	18	1,081	541	17
LOGAN	1	42,310	42,310	798	798	19	881	881	21
MADISON	1	37,068	37,068	456	456	12	450	450	12
MARION	2	64,274	32,137	1,289	645	20	1,202	601	19
MEDINA	2	122,354	61,177	1,196	598	10	1,142	571	9
MEIGS	1	22,987	22,987	368	368	16	359	359	16
MERCER	1	39,443	39,443	619	619	16	562	562	14
MIAMI	2	93,182	46,591	1,554	777	17	1,382	691	15
MONROE	1	15,497	15,497	228	228	15	233	233	15
MUSKINGUM	2	82,068	41,034	1,163	582	14	1,228	614	15
OTTAWA	1	40,029	40,029	261	261	7	293	293	7
PAULDING	1	20,488	20,488	462	462	23	453	453	22
PERRY	1	31,557	31,557	295	295	9	334	334	11
PICKAWAY	1	48,255	48,255	1,026	1,026	21	989	989	20
PIKE	1	24,249	24,249	311	311	13	316	316	13
PREBLE	1	40,113	40,113	790	790	20	781	781	19
PUTNAM	1	33,819	33,819	260	260	8	267	267	8
ROSS	2	69,330	34,665	869	435	13	898	449	13
SANDUSKY	2	61,963	30,982	707	354	11	726	363	12
SCIOTO	2	80,327	40,164	835	418	10	984	492	12
SENECA	2	59,733	29,867	585	293	10	551	276	9
SHELBY	1	44,915	44,915	506	506	11	455	455	10
TUSCARAWAS	2	84,090	42,045	2,258	1,129	27	2,184	1,092	26
UNION	1	31,969	31,969	378	378	12	405	405	13
VAN WERT	1	30,464	30,464	380	380	12	360	360	12
VINTON	1	11,098	11,098	172	172	15	172	172	15
WASHINGTON	2	62,254	31,127	788	394	13	742	371	12
WAYNE	2	101,461	50,731	1,397	699	14	1,253	627	12
WILLIAMS	1	36,956	36,956	529	529	14	517	517	14
WOOD	3	113,269	37,756	1,094	365	10	1,076	359	9
STATEWIDE	128	10,847,115	84,743	155,820	1,217	14	151,066	1,180	14

All population figures based on 1990 U.S. Census

SECTION G

COURTS OF COMMON PLEAS

Probate Division

Note: Statistics for 1991 have been affected by the implementation of amendments to the Rules of Superintendence and procedural changes instituted by the Court Statistical Reporting Section of the Supreme Court. These changes may affect comparisons between statistics reported in 1991 and previous years.

COURTS OF COMMON PLEAS - PROBATE DIVISION
OVERALL CASELOADS
1991

COUNTY	NUMBER OF JUDGES	POPULATION		NEW FILINGS, TRANSFERS, AND REACTIVATIONS			TERMINATIONS		
		TOTAL	PER JUDGE	TOTAL	PER JUDGE	PER 1000 POPULATION	TOTAL	PER JUDGE	PER 1000 POPULATION
The judges of the following counties also have General, Domestic Relations, and Juvenile Division jurisdiction.									
ADAMS	1	25,371	25,371	249	249	10	261	261	10
HARRISON	1	16,085	16,085	175	175	11	158	158	10
HENRY	1	29,108	29,108	339	339	12	288	288	10
MORGAN	1	14,194	14,194	172	172	12	325	325	23
MORROW	1	27,749	27,749	216	216	8	211	211	8
NOBLE	1	11,336	11,336	109	109	10	97	97	9
WYANDOT	1	22,254	22,254	260	260	12	233	233	10

The judges of the following counties have Probate Division jurisdiction exclusively.

BUTLER	1	291,479	291,479	1,946	1,946	7	2,021	2,021	7
CUYAHOGA	2	1,412,140	706,070	12,404	6,202	9	12,533	6,267	9
ERIE	1	76,779	76,779	745	745	10	781	781	10
FRANKLIN	1	961,437	961,437	6,686	6,686	7	6,203	6,203	6
HAMILTON	1	866,228	866,228	6,731	6,731	8	6,162	6,162	7
LAKE	1	215,499	215,499	1,781	1,781	8	1,830	1,830	8
LORAIN	1	271,126	271,126	2,062	2,062	8	1,977	1,977	7
LUCAS	1	462,361	462,361	4,196	4,196	9	3,949	3,949	9
MAHONING	1	264,806	264,806	2,260	2,260	9	4,003	4,003	15
MONTGOMERY	1	573,809	573,809	4,146	4,146	7	4,655	4,655	8
RICHLAND	1	126,137	126,137	1,126	1,126	9	1,066	1,066	8
STARK	1	367,585	367,585	3,590	3,590	10	3,353	3,353	9
SUMMIT	1	514,990	514,990	5,958	5,958	12	5,788	5,788	11
TRUMBULL	1	227,813	227,813	2,064	2,064	9	2,978	2,978	13

The judges of the following counties also have Juvenile Division jurisdiction.

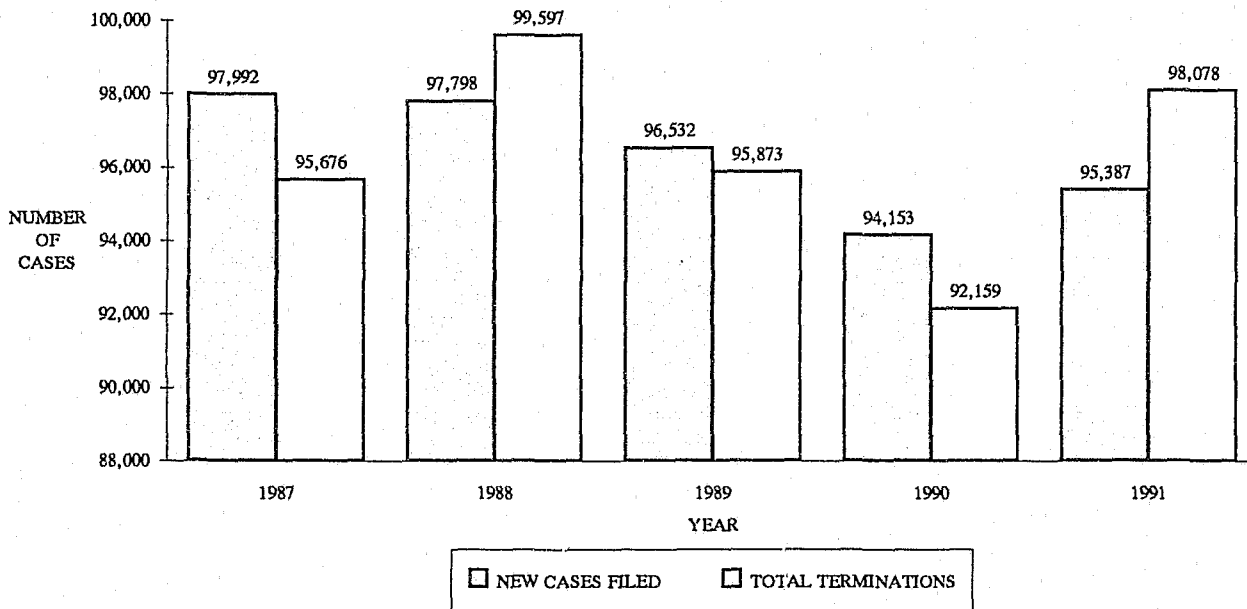
ALLEN	1	109,755	109,755	1,414	1,414	13	1,467	1,467	13
ASHLAND	1	47,507	47,507	596	596	13	389	389	8
ASHTABULA	1	99,821	99,821	866	866	9	1,364	1,364	14
ATHENS	1	59,549	59,549	528	528	9	549	549	9
AUGLAIZE	1	44,585	44,585	346	346	8	359	359	8
BELMONT	1	71,074	71,074	761	761	11	783	783	11
BROWN	1	34,966	34,966	339	339	10	334	334	10
CARROLL	1	26,521	26,521	300	300	11	219	219	8
CHAMPAIGN	1	36,019	36,019	360	360	10	405	405	11
CLARK	1	147,548	147,548	1,360	1,360	9	1,047	1,047	7
CLERMONT	1	150,187	150,187	1,097	1,097	7	1,145	1,145	8
CLINTON	1	35,415	35,415	290	290	8	308	308	9
COLUMBIANA	1	108,276	108,276	939	939	9	736	736	7
COSHOCTON	1	35,427	35,427	314	314	9	309	309	9
CRAWFORD	1	47,870	47,870	471	471	10	429	429	9
DARKE	1	53,619	53,619	475	475	9	452	452	8
DEFIANCE	1	39,350	39,350	361	361	9	342	342	9
DELAWARE	1	66,929	66,929	520	520	8	503	503	8
FAIRFIELD	1	103,461	103,461	953	953	9	796	796	8
FAYETTE	1	27,466	27,466	277	277	10	387	387	14
FULTON	1	38,498	38,498	312	312	8	317	317	8
GALLIA	1	30,954	30,954	321	321	10	367	367	12
GEAUGA	1	81,129	81,129	816	816	10	522	522	6
GREENE	1	136,731	136,731	1,078	1,078	8	965	965	7
GUERNSEY	1	39,024	39,024	641	641	16	593	593	15
HANCOCK	1	65,536	65,536	637	637	10	668	668	10
HARDIN	1	31,111	31,111	349	349	11	336	336	11
HIGHLAND	1	35,728	35,728	360	360	10	331	331	9

. COURTS OF COMMON PLEAS - PROBATE DIVISION
OVERALL CASELOADS (continued)
1991

COUNTY	NUMBER OF JUDGES	--- POPULATION ---		NEW FILINGS, TRANSFERS, AND REACTIVATIONS			----- TERMINATIONS -----		
		TOTAL	PER JUDGE	TOTAL	PER JUDGE	PER 1000 POPULATION	TOTAL	PER JUDGE	PER 1000 POPULATION
HOCKING	1	25,533	25,533	211	211	8	253	253	10
HOLMES	1	32,849	32,849	193	193	6	158	158	5
HURON	1	56,240	56,240	493	493	9	510	510	9
JACKSON	1	30,230	30,230	514	514	17	423	423	14
JEFFERSON	1	80,298	80,298	978	978	12	2,000	2,000	25
KNOX	1	47,473	47,473	466	466	10	373	373	8
LAWRENCE	1	61,834	61,834	614	614	10	467	467	8
LICKING	1	128,300	128,300	1,073	1,073	8	999	999	8
LOGAN	1	42,310	42,310	437	437	10	382	382	9
MADISON	1	37,068	37,068	269	269	7	280	280	8
MARION	1	64,274	64,274	677	677	11	581	581	9
MEDINA	1	122,354	122,354	936	936	8	846	846	7
MEIGS	1	22,987	22,987	208	208	9	123	123	5
MERCER	1	39,443	39,443	379	379	10	327	327	8
MIAMI	1	93,182	93,182	945	945	10	1,234	1,234	13
MONROE	1	15,497	15,497	179	179	12	173	173	11
MUSKINGUM	1	82,068	82,068	808	808	10	2,679	2,679	33
OTTAWA	1	40,029	40,029	438	438	11	439	439	11
PAULDING	1	20,488	20,488	170	170	8	177	177	9
PERRY	1	31,557	31,557	327	327	10	240	240	8
PICKAWAY	1	48,255	48,255	377	377	8	399	399	8
PIKE	1	24,249	24,249	221	221	9	208	208	9
PORTAGE	1	142,585	142,585	1,285	1,285	9	859	859	6
PREBLE	1	40,113	40,113	526	526	13	237	237	6
PUTNAM	1	33,819	33,819	350	350	10	302	302	9
ROSS	1	69,330	69,330	681	681	10	640	640	9
SANDUSKY	1	61,963	61,963	569	569	9	522	522	8
SCIOTO	1	80,327	80,327	876	876	11	1,012	1,012	13
SENECA	1	59,733	59,733	635	635	11	616	616	10
SHELBY	1	44,915	44,915	369	369	8	358	358	8
TUSCARAWAS	1	84,090	84,090	777	777	9	760	760	9
UNION	1	31,969	31,969	316	316	10	304	304	10
VAN WERT	1	30,464	30,464	296	296	10	278	278	9
VINTON	1	11,098	11,098	91	91	8	87	87	8
WARREN	1	113,909	113,909	891	891	8	877	877	8
WASHINGTON	1	62,254	62,254	501	501	8	541	541	9
WAYNE	1	101,461	101,461	851	851	8	843	843	8
WILLIAMS	1	36,956	36,956	322	322	9	410	410	11
WOOD	1	113,269	113,269	842	842	7	867	867	8
STATEWIDE	89	10,847,115	121,878	95,387	1,072	9	98,078	1,102	9

All population figures based on 1990 U.S. Census

**COURTS OF COMMON PLEAS - PROBATE DIVISION
STATEWIDE NEW CASES FILED AND TOTAL TERMINATIONS COMPARISON
1987 - 1991**



COURTS OF COMMON PLEAS - PROBATE DIVISION
 DECEDENTS' ESTATES AND WRONGFUL DEATH OVERALL CASELOADS
 1991

COUNTY	----- DECEDENTS' ESTATES -----				----- WRONGFUL DEATH -----			
	CASES PENDING JANUARY 1	CASES FILED	CASES CLOSED	CASES PENDING DECEMBER 31	CASES PENDING JANUARY 1	CASES FILED	CASES CLOSED	CASES PENDING DECEMBER 31
ADAMS	84	172	179	77	0	4	4	0
ALLEN	910	711	574	1,047	0	0	0	0
ASHLAND	216	321	295	242	2	9	9	2
ASHTABULA	1,002	521	943	580	0	26	25	1
ATHENS	265	224	230	259	10	3	3	10
AUGLAIZE	74	282	282	74	1	0	1	0
BELMONT	429	586	620	395	0	7	7	0
BROWN	294	252	269	277	0	0	0	0
BUTLER	2,220	1,343	1,275	2,288	7	30	30	7
CARROLL	49	208	152	105	0	1	1	0
CHAMPAIGN	287	250	277	260	0	3	3	0
CLARK	536	884	678	742	0	8	5	3
CLERMONT	570	713	765	518	0	22	22	0
CLINTON	304	195	216	283	0	1	0	1
COLUMBIANA	1,303	697	530	1,470	0	2	2	0
COSHOCTON	269	227	232	264	3	0	3	0
CRAWFORD	384	349	339	394	0	5	5	0
CUYAHOGA	6,666	7,264	7,413	6,517	0	77	77	0
DARKE	302	356	344	314	0	5	5	0
DEFIANCE	205	245	242	208	0	6	6	0
DELAWARE	272	352	338	286	1	6	5	2
ERIE	536	540	566	510	0	9	9	0
FAIRFIELD	320	618	494	444	13	14	12	15
FAYETTE	326	175	279	222	0	0	0	0
FRANKLIN	3,881	3,690	3,296	4,275	0	0	0	0
FULTON	202	238	240	200	0	3	2	1
GALLIA	128	182	178	132	0	0	0	0
GEAUGA	617	417	292	742	25	9	4	30
GREENE	477	735	693	519	0	12	12	0
GUERNSEY	251	293	267	277	0	6	5	1
HAMILTON	3,712	4,534	3,704	4,542	229	48	88	189
HANCOCK	633	470	524	579	0	6	6	0
HARDIN	146	261	205	202	0	2	2	0
HARRISON	212	132	114	230	0	0	0	0
HENRY	300	198	220	278	0	1	1	0
HIGHLAND	213	259	233	239	0	2	2	0
HOCKING	128	162	176	114	0	0	0	0
HOLMES	312	113	88	337	0	1	1	0
HURON	377	373	392	358	14	8	9	13
JACKSON	31	410	334	107	0	2	2	0
JEFFERSON	1,412	585	1,676	321	0	10	9	1
KNOX	333	356	263	426	1	3	2	2
LAKE	1,055	1,132	1,286	901	20	36	40	16
LAWRENCE	153	311	270	194	14	7	3	18
LICKING	477	776	715	538	41	16	19	38
LOGAN	318	332	289	361	0	1	1	0
LORAIN	1,440	1,352	1,398	1,394	0	8	8	0
LUCAS	2,288	2,831	2,728	2,391	155	28	27	156
MADISON	332	200	211	321	0	4	4	0
MAHONING	3,545	1,403	2,531	2,417	1	36	36	1
MARION	332	448	417	363	1	9	9	1
MEDINA	537	536	520	553	2	1	1	2
MEIGS	325	146	83	388	1	0	0	1
MERCER	251	283	268	266	0	1	1	0
MIAMI	903	672	983	592	8	10	6	12
MONROE	79	118	104	93	0	1	0	1
MONTGOMERY	1,323	2,812	3,367	768	0	53	42	11

COURTS OF COMMON PLEAS - PROBATE DIVISION
 DECEDENTS' ESTATES AND WRONGFUL DEATH OVERALL CASELOADS (continued)
 1991

COUNTY	DECEDENTS' ESTATES				WRONGFUL DEATH			
	CASES PENDING JANUARY 1	CASES FILED	CASES CLOSED	CASES PENDING DECEMBER 31	CASES PENDING JANUARY 1	CASES FILED	CASES CLOSED	CASES PENDING DECEMBER 31
MORGAN	239	144	237	146	0	1	1	0
MORROW	180	175	161	194	3	2	5	0
MUSKINGUM	2,154	522	2,188	488	0	1	1	0
NOBLE	75	88	78	85	0	1	1	0
OTTAWA	377	360	362	375	1	1	1	1
PAULDING	135	107	115	127	0	0	0	0
PERRY	188	222	151	259	5	3	2	6
PICKAWAY	124	232	280	76	2	2	2	2
PIKE	102	140	146	96	7	1	1	7
PORTAGE	452	788	608	632	2	20	22	0
PREBLE	197	266	168	295	11	0	5	6
PUTNAM	184	260	232	212	0	3	3	0
RICHLAND	413	728	700	441	0	8	8	0
ROSS	160	442	396	206	4	6	8	2
SANDUSKY	705	435	385	755	6	3	5	4
SCIOTO	785	539	632	692	1	9	10	0
SENECA	392	408	403	397	18	5	5	18
SHELBY	190	258	241	207	2	2	4	0
STARK	1,937	2,096	2,079	1,954	0	44	43	1
SUMMIT	2,598	3,356	3,208	2,746	215	26	8	233
TRUMBULL	2,027	1,465	2,124	1,368	19	8	7	20
TUSCARAWAS	611	628	606	633	0	10	10	0
UNION	187	216	220	183	6	8	8	6
VAN WERT	136	235	208	163	0	0	0	0
VINTON	55	65	69	51	0	1	0	1
WARREN	368	550	559	359	10	2	12	0
WASHINGTON	305	374	413	266	4	3	4	3
WAYNE	592	599	586	605	0	4	4	0
WILLIAMS	307	234	299	242	2	1	3	0
WOOD	634	634	650	618	0	20	17	3
WYANDOT	186	206	175	217	0	4	4	0
STATEWIDE	61,541	61,017	64,276	58,282	867	761	780	848

COURTS OF COMMON PLEAS - PROBATE DIVISION
GUARDIANSHIPS
1991

COUNTY	----- MINORS -----				----- INCOMPETENTS -----				EMERGENCY, LIMITED, AND INTERIM APPOINTMENTS
	CASES PENDING JANUARY 1	CASES FILED	CASES CLOSED	CASES PENDING DECEMBER 31	CASES PENDING JANUARY 1	CASES FILED	CASES CLOSED	CASES PENDING DECEMBER 31	
ADAMS	25	6	6	25	70	14	25	59	4
ALLEN	778	129	203	704	316	40	72	284	2
ASHLAND	67	51	10	108	35	75	3	107	0
ASHTABULA	114	19	17	116	222	53	156	119	2
ATHENS	101	16	19	98	116	12	26	102	3
AUGLAIZE	34	10	9	35	57	5	6	56	0
BELMONT	92	23	21	94	185	23	20	188	2
BROWN	1	17	4	14	203	18	11	210	0
BUTLER	174	47	82	139	240	62	54	248	12
CARROLL	6	2	2	6	23	36	12	47	1
CHAMPAIGN	72	9	21	60	56	10	6	60	0
CLARK	361	129	51	439	262	53	45	270	16
CLERMONT	128	30	22	136	301	39	38	302	0
CLINTON	50	6	9	47	75	11	14	72	2
COLUMBIANA	3	22	12	13	8	69	41	36	0
COSHOCTON	89	12	15	86	60	11	4	67	1
CRAWFORD	75	7	8	74	109	10	10	109	2
CUYAHOGA	1,354	286	328	1,312	2,367	507	547	2,327	10
DARKE	60	7	12	55	164	31	23	172	0
DEFIANCE	63	18	9	72	73	10	12	71	0
DELAWARE	59	14	16	57	117	24	26	115	5
ERIE	159	23	24	158	132	25	32	125	7
FAIRFIELD	63	20	11	72	154	52	42	164	12
FAYETTE	46	13	7	52	70	32	14	88	2
FRANKLIN	707	512	385	833	1,127	331	321	1,137	43
FULTON	49	16	15	50	47	4	7	44	0
GALLIA	48	7	45	10	87	16	20	83	5
GEAUGA	85	108	17	176	115	91	22	184	0
GREENE	144	57	12	189	275	56	32	299	0
GUERNSEY	45	5	14	36	112	26	12	126	8
HAMILTON	1,871	405	143	2,133	1,326	209	137	1,398	6
HANCOCK	50	19	17	52	164	25	7	182	3
HARDIN	75	8	26	57	59	19	10	68	5
HARRISON	18	4	6	16	41	7	6	42	2
HENRY	41	15	11	45	43	7	9	41	1
HIGHLAND	35	11	11	35	61	13	6	68	0
HOCKING	14	2	6	10	68	10	16	62	0
HOLMES	54	7	3	58	29	9	5	33	1
HURON	46	6	8	46	109	17	15	111	2
JACKSON	18	29	13	34	35	11	5	41	0
JEFFERSON	78	71	36	113	153	32	56	129	4
KNOX	13	13	7	19	67	15	14	68	3
LAKE	404	160	123	441	274	96	49	321	1
LAWRENCE	197	89	33	253	140	31	18	153	39
LICKING	82	21	10	93	190	32	24	198	4
LOGAN	47	7	9	45	88	18	11	95	3
LORAIN	536	172	91	617	398	97	71	424	11
LUCAS	317	147	124	340	857	177	137	897	12
MADISON	95	12	18	89	54	7	6	55	0
MAHONING	552	34	155	431	1,372	87	588	871	4
MARION	53	12	12	53	97	42	19	120	28
MEDINA	273	87	74	286	123	60	21	162	2
MEIGS	84	11	3	92	50	9	2	57	2
MERCER	39	11	1	49	40	20	5	55	1
MIAMI	170	39	42	167	165	43	37	171	6
MONROE	50	13	11	52	50	3	7	46	0
MONTGOMERY	48	118	115	51	28	151	121	58	5

COURTS OF COMMON PLEAS - PROBATE DIVISION
 GUARDIANSHIPS (continued)
 1991

COUNTY	MINORS				INCOMPETENTS				EMERGENCY, LIMITED, AND INTERIM APPOINTMENTS
	CASES PENDING JANUARY 1	CASES FILED	CASES CLOSED	CASES PENDING DECEMBER 31	CASES PENDING JANUARY 1	CASES FILED	CASES CLOSED	CASES PENDING DECEMBER 31	
MORGAN	104	4	58	50	6	4	10	0	0
MORROW	22	9	7	24	48	3	7	44	1
MUSKINGUM	14	88	21	81	472	71	310	233	6
NOBLE	9	0	1	8	26	1	2	25	2
OTTAWA	45	10	13	42	106	18	18	106	1
PAULDING	37	3	6	34	56	10	13	53	3
PERRY	42	11	10	43	85	14	11	88	2
PICKAWAY	71	11	7	75	95	17	5	107	3
PIKE	29	19	7	41	53	13	6	60	1
PORTAGE	80	85	20	145	108	89	26	171	0
PREBLE	19	160	3	176	37	26	8	55	4
PUTNAM	52	11	4	59	59	9	5	63	0
RICHLAND	146	19	38	127	244	48	40	252	13
ROSS	181	28	46	163	117	22	17	122	7
SANDUSKY	87	20	15	92	111	17	17	111	1
SCIOTO	44	10	15	39	147	25	48	124	2
SENECA	102	16	14	104	164	25	17	172	3
SHELBY	75	19	18	76	67	13	16	64	4
STARK	339	51	130	260	1,020	196	173	1,043	6
SUMMIT	1,150	452	343	1,259	1,517	477	392	1,602	9
TRUMBULL	421	57	223	255	509	65	132	442	6
TUSCARAWAS	81	28	23	86	100	15	25	90	0
UNION	31	6	7	30	61	14	9	66	0
VAN WERT	36	6	3	39	99	4	12	91	1
VINTON	3	2	2	3	29	7	2	34	1
WARREN	211	23	14	220	213	45	18	240	10
WASHINGTON	34	16	7	43	114	13	19	108	3
WAYNE	240	49	71	218	155	24	28	151	2
WILLIAMS	70	10	21	59	76	11	19	68	1
WOOD	144	18	31	131	123	21	27	117	8
WYANDOT	28	7	6	29	59	7	11	55	3
STATEWIDE	14,261	4,392	3,699	14,954	19,335	4,317	4,498	19,154	387

COURTS OF COMMON PLEAS - PROBATE DIVISION
 CONSERVATORSHIPS, TESTAMENTARY TRUSTS, AND CIVIL ACTIONS
 1991

COUNTY	CONSERVATORSHIPS				TESTAMENTARY TRUSTS				CIVIL ACTIONS			
	CASES PENDING JANUARY 1	CASES FILED	CASES CLOSED	CASES PENDING DECEMBER 31	CASES PENDING JANUARY 1	CASES FILED	CASES CLOSED	CASES PENDING DECEMBER 31	CASES PENDING JANUARY 1	CASES FILED	CASES CLOSED	CASES PENDING DECEMBER 31
ADAMS	0	0	0	0	6	0	0	6	4	11	9	6
ALLEN	0	2	1	1	165	15	9	171	150	23	144	29
ASHLAND	0	2	1	1	32	84	6	110	4	4	8	0
ASHTABULA	0	0	0	0	1	32	6	27	29	41	48	22
ATHENS	1	0	1	0	21	2	5	18	7	10	12	5
AUGLAIZE	0	0	0	0	79	5	7	77	17	19	28	8
BELMONT	0	0	0	0	97	2	8	91	12	19	14	17
BROWN	0	1	0	1	1	1	2	0	37	4	5	36
BUTLER	2	2	0	4	152	12	39	125	31	33	26	38
CARROLL	1	0	1	0	9	3	4	8	4	10	12	2
CHAMPAIGN	0	3	0	3	20	3	7	16	5	26	25	6
CLARK	1	3	0	4	218	14	16	216	34	19	21	32
CLERMONT	0	1	0	1	59	4	4	59	22	29	30	21
CLINTON	0	0	0	0	61	4	8	57	11	17	13	15
COLUMBIANA	0	1	0	1	3	8	11	0	146	30	44	132
COSHOCTON	1	0	0	1	45	8	4	49	9	8	10	7
CRAWFORD	0	0	0	0	96	15	8	103	5	18	17	6
CUYAHOGA	26	29	3	52	2,497	193	216	2,474	287	1,005	1,028	264
DARKE	0	0	0	0	94	11	10	95	8	18	11	15
DEFIANCE	0	1	0	1	40	2	1	41	5	12	7	10
DELAWARE	2	0	1	1	118	6	7	117	10	28	31	7
ERIE	1	0	0	1	138	6	12	132	37	27	21	43
FAIRFIELD	0	0	0	0	74	15	10	79	28	49	57	20
FAYETTE	0	0	0	0	29	17	5	40	62	13	56	19
FRANKLIN	9	8	7	10	1,175	84	73	1,186	344	270	333	281
FULTON	0	0	0	0	54	4	6	52	2	3	4	1
GALLIA	0	1	1	0	20	8	2	26	8	6	13	1
GEAUGA	0	0	0	0	48	30	4	74	62	34	75	21
GREENE	2	1	1	2	110	7	14	103	18	29	27	20
GUERNSEY	4	2	3	3	29	5	1	33	17	57	56	18
HAMILTON	1	4	1	4	1,963	92	187	1,868	192	159	121	230
HANCOCK	0	1	0	1	71	3	2	72	9	12	18	3
HARDIN	3	0	1	2	56	5	6	55	8	3	8	3
HARRISON	0	2	0	2	2	1	0	3	1	0	0	1
HENRY	0	0	0	0	41	15	6	50	0	7	3	4
HIGHLAND	0	1	0	1	29	5	2	32	21	26	40	7
HOCKING	2	0	1	1	23	3	4	22	7	3	9	1
HOLMES	0	0	0	0	13	2	2	13	3	3	5	1
HURON	0	1	0	1	43	2	3	42	29	15	12	32
JACKSON	0	0	0	0	16	10	14	12	24	10	9	25
JEFFERSON	0	0	0	0	40	125	11	154	80	8	79	9
KNOX	0	0	0	0	37	3	5	35	22	14	14	22
LAKE	0	2	0	2	157	5	12	150	49	91	90	50
LAWRENCE	0	1	0	1	25	5	1	29	15	11	2	24
LICKING	1	0	0	1	174	19	19	174	23	45	51	17
LOGAN	0	0	0	0	60	10	9	61	10	8	8	10
LORAIN	2	3	1	4	163	25	15	173	55	64	35	84
LUCAS	5	10	1	14	386	20	58	348	56	99	90	65
MADISON	1	1	0	2	59	3	2	60	5	12	10	7
MAHONING	1	2	2	1	521	26	38	509	88	54	65	77
MARION	0	2	1	1	56	44	4	96	19	20	23	16
MEDINA	1	1	0	2	53	22	3	72	18	24	26	16
MEIGS	0	0	0	0	30	1	1	30	2	0	2	0
MERCER	1	0	0	1	27	15	3	39	0	2	2	0
MIAMI	2	0	1	1	184	9	13	180	17	20	29	8
MONROE	0	1	1	0	13	0	6	7	4	7	8	3
MONTGOMERY	0	4	3	1	7	31	36	2	275	94	70	290

COURTS OF COMMON PLEAS - PROBATE DIVISION
 CONSERVATORSHIPS, TESTAMENTARY TRUSTS, AND CIVIL ACTIONS (continued)
 1991

COUNTY	-----CONSERVATORSHIPS-----				-----TESTAMENTARY TRUSTS-----				-----CIVIL ACTIONS-----			
	CASES PENDING JANUARY 1	CASES FILED	CASES CLOSED	CASES PENDING DECEMBER 31	CASES PENDING JANUARY 1	CASES FILED	CASES CLOSED	CASES PENDING DECEMBER 31	CASES PENDING JANUARY 1	CASES FILED	CASES CLOSED	CASES PENDING DECEMBER 31
MORGAN	0	0	0	0	0	0	0	0	2	0	2	0
MORROW	1	0	0	1	28	2	2	28	5	7	8	4
MUSKINGUM	0	1	0	1	141	13	12	142	35	22	54	3
NOBLE	0	0	0	0	6	1	0	7	2	2	1	3
OTTAWA	1	1	0	2	23	1	0	24	29	12	13	28
PAULDING	0	5	1	4	31	1	2	30	2	8	3	7
PERRY	0	0	0	0	17	3	2	18	5	31	22	14
PICKAWAY	0	1	1	0	56	1	5	52	19	14	11	22
FIKE	0	0	0	0	14	1	1	14	4	8	8	4
FORTAGE	1	1	0	2	73	18	5	86	21	34	29	26
PREBLE	0	0	0	0	41	7	1	47	2	10	5	7
PUTNAM	0	0	0	0	32	4	1	35	9	12	10	11
RICHLAND	1	1	2	0	192	38	13	217	9	30	27	12
ROSS	0	0	0	0	79	2	6	75	7	14	14	7
SANDUSKY	0	1	0	1	58	6	7	57	37	12	28	21
SCIOTO	1	1	1	1	58	2	10	50	16	45	48	13
SENECA	2	2	0	4	82	5	12	75	20	49	45	24
SHELBY	0	0	0	0	86	18	8	96	1	15	16	0
STARK	6	3	4	5	207	321	51	477	91	112	133	70
SUMMIT	8	10	3	15	652	28	62	618	164	280	325	119
TRUMBULL	1	3	3	1	334	16	47	303	67	78	96	49
TUSCARAWAS	0	1	0	1	57	3	1	59	22	19	13	28
UNION	1	2	1	2	55	8	6	57	13	5	5	13
VAN WERT	1	0	1	0	42	3	4	41	6	12	13	5
VINTON	0	1	0	1	0	0	0	0	1	0	0	1
WARREN	0	0	0	0	70	26	5	91	33	12	40	5
WASHINGTON	0	2	1	1	78	3	5	76	12	30	26	16
WAYNE	0	0	0	0	193	39	11	221	8	21	20	9
WILLIAMS	0	1	0	1	63	2	10	55	1	8	5	4
WOOD	1	2	0	3	70	24	11	83	39	15	23	31
WYANDOT	0	1	0	1	24	1	3	22	4	7	7	4
STATEWIDE	95	133	51	177	12,601	1,698	1,270	13,029	3,133	3,607	4,073	2,667

COURTS OF COMMON PLEAS - PROBATE DIVISION
MISCELLANEOUS ACTIVITIES
1991

COUNTY	-- ADOPTIONS --		MENTAL ILLNESS - AND RETARDATION -		MINORS' - SETTLEMENTS -		BIRTH RECORD -- CORRECTION --		NAME ---- CHANGES ----		MARRIAGE APPLICATIONS GRANTED
	CASES FILED	CASES TERMINATED	CASES FILED	CASES TERMINATED	CASES FILED	CASES TERMINATED	CASES FILED	CASES TERMINATED	CASES FILED	CASES TERMINATED	
ADAMS	15	13	3	3	5	5	6	6	9	7	266
ALLEN	64	61	355	349	27	22	13	7	33	23	917
ASHLAND	28	36	6	5	7	7	5	4	4	4	381
ASHTABULA	53	57	51	51	35	29	6	6	27	24	983
ATHENS	21	24	202	188	4	4	12	12	19	22	478
AUGLAIZE	12	12	1	1	5	6	3	3	4	4	302
BELMONT	25	26	28	28	8	7	15	15	23	15	580
BROWN	22	19	5	5	5	5	7	7	7	7	291
BUTLER	173	133	90	243	46	43	20	18	76	66	2,665
CARROLL	24	23	0	0	8	5	4	4	3	2	205
CHAMPAIGN	23	32	4	9	5	5	10	10	14	10	349
CLARK	82	72	58	60	17	17	35	35	42	31	1,198
CLERMONT	95	104	48	41	36	36	16	16	64	67	1,555
CLINTON	29	19	3	5	6	6	5	5	11	11	344
COLUMBIANA	45	31	23	24	17	16	10	10	15	15	1,013
COSHOCTON	17	14	15	16	5	5	1	1	9	4	277
CRAWFORD	28	21	3	3	10	10	2	2	5	4	435
CUYAHOGA	471	407	1,310	1,252	261	261	146	146	845	845	10,846
DARKE	24	24	4	4	13	13	1	1	5	5	549
DEFIANCE	32	30	4	4	11	11	0	0	20	20	378
DELAWARE	40	32	7	7	8	8	6	6	24	21	530
ERIE	45	57	6	6	8	8	13	12	36	27	766
FAIRFIELD	70	66	52	50	16	14	5	5	30	23	908
FAYETTE	7	11	2	1	5	2	8	7	3	3	268
FRANKLIN	635	631	379	379	166	166	111	111	457	457	9,715
FULTON	25	24	5	5	7	7	0	0	7	7	335
GALLIA	23	28	51	55	4	4	13	13	5	3	284
GEAUGA	21	22	15	15	43	28	9	9	39	34	624
GREENE	76	74	15	15	12	8	29	29	49	48	1,072
GUERNSEY	24	23	191	185	4	4	9	9	11	6	405
HAMILTON	303	331	449	858	171	284	126	117	225	185	6,431
HANCOCK	49	43	15	15	9	9	7	7	18	17	712
HARDIN	15	11	9	42	10	10	9	9	3	1	237
HARRISON	8	11	3	3	0	0	14	14	2	2	131
HENRY	22	21	1	1	8	8	2	1	62	6	159
HIGHLAND	12	13	8	8	8	8	2	2	13	6	368
HOCKING	9	19	14	14	2	2	3	3	3	3	227
HOLMES	22	20	4	4	4	5	23	23	4	1	281
HURON	20	16	4	5	14	18	9	9	22	21	534
JACKSON	15	19	0	0	5	5	14	14	8	8	329
JEFFERSON	35	26	56	56	13	13	16	16	23	18	742
KNOX	22	32	8	3	8	10	11	11	10	9	410
LAKE	87	80	24	24	34	34	13	13	100	78	1,971
LAWRENCE	39	29	16	16	15	8	35	35	15	13	353
LICKING	66	59	20	20	20	23	10	10	44	45	1,179
LOGAN	24	20	5	4	13	11	6	6	10	11	454
LORAIN	124	133	39	62	46	46	15	15	106	91	2,187
LUCAS	294	241	364	361	60	45	16	20	138	105	8,223
MADISON	14	14	3	3	3	3	5	5	5	4	307
MAHONING	102	99	349	349	64	47	29	29	70	60	2,017
MARION	33	31	10	10	5	6	15	15	9	6	718
MEDINA	82	78	37	35	25	28	10	10	49	48	1,068
MEIGS	12	10	8	3	5	5	8	8	6	4	223
MERCER	23	23	0	0	5	5	13	13	5	5	360
MIAMI	59	50	29	20	12	12	6	6	40	29	909
MONROE	5	6	14	13	4	4	11	11	2	2	200
MONTGOMERY	290	293	279	281	81	86	15	15	213	212	5,200

COURTS OF COMMON PLEAS - PROBATE DIVISION
 MISCELLANEOUS ACTIVITIES (continued)
 1991

COUNTY	-- ADOPTIONS --		MENTAL ILLNESS - AND RETARDATION -		MINORS' - SETTLEMENTS -		BIRTH RECORD -- CORRECTION --		NAME ---- CHANGES ----		MARRIAGE APPLICATIONS GRANTED
	CASES FILED	CASES TERMINATED	CASES FILED	CASES TERMINATED	CASES FILED	CASES TERMINATED	CASES FILED	CASES TERMINATED	CASES FILED	CASES TERMINATED	
MORGAN	4	2	1	1	3	3	6	6	5	5	114
MORROW	3	7	1	2	1	2	3	3	9	6	248
MUSKINGUM	26	28	13	15	16	16	14	14	15	14	679
NOBLE	6	4	4	4	1	1	2	2	1	1	76
OTTAWA	20	19	1	1	9	7	1	1	3	3	352
PAULDING	14	15	5	5	9	9	5	5	0	0	140
PERRY	13	15	3	2	3	1	12	14	10	8	256
PICKAWAY	18	8	60	60	11	8	1	1	6	8	392
PIKE	10	10	2	2	6	6	15	15	5	5	299
PORTAGE	58	64	4	6	117	21	12	12	59	46	1106
PREBLE	21	17	0	0	11	13	5	5	16	8	225
PUTNAM	16	12	3	3	5	5	21	21	6	6	265
RICHLAND	89	73	75	75	25	25	7	7	45	45	1180
ROSS	45	34	79	78	6	7	7	7	23	20	715
SANDUSKY	24	28	8	8	17	6	6	6	19	16	618
SCIOTO	64	66	79	80	17	17	61	61	22	22	566
SENECA	56	53	24	23	12	12	21	21	9	8	467
SHELBY	22	32	2	3	3	3	4	4	9	9	421
STARK	201	188	286	292	84	85	52	52	138	117	3,341
SUMMIT	314	301	649	754	61	73	38	38	258	272	4,675
TRUMBULL	129	100	104	104	41	46	26	26	66	64	1,850
TUSCARAWAS	37	46	7	7	12	12	2	2	15	15	750
UNION	16	14	16	17	9	2	5	5	11	10	299
VAN WERT	15	16	9	9	4	4	4	4	3	3	267
VINTON	5	4	0	0	0	0	7	7	2	2	111
WARREN	82	76	66	68	25	25	7	7	43	43	1,081
WASHINGTON	25	25	6	9	1	1	6	6	19	22	665
WAYNE	55	61	0	0	19	19	11	11	28	30	890
WILLIAMS	30	29	1	1	9	9	5	5	9	8	408
WOOD	33	32	4	4	27	26	4	4	32	34	879
WYANDOT	12	11	1	0	3	4	0	0	8	9	213
STATEWIDE	5,498	5,244	6,217	6,853	2,015	1,965	1,333	1,318	3,995	3,664	98,397

SECTION H

COURTS OF COMMON PLEAS

Juvenile Division

Note: Statistics for 1991 have been affected by the implementation of amendments to the Rules of Superintendence and procedural changes instituted by the Court Statistical Reporting Section of the Supreme Court. These changes may affect comparisons between statistics reported in 1991 and previous years.

**COURTS OF COMMON PLEAS - JUVENILE DIVISION
COMPOSITE REPORT FORM FOR THE ENTIRE STATE
1991**

	DELIN- QUENCY	TRAFFIC	DEPENDENCY, NEGLECT, OR ABUSE	UN- RULY	ADULT CASES	MOTION FOR PERMANENT CUSTODY	CHANGE CUSTODY/ VISITATION	ENFORCEMENT/ MODIFICATION OF SUPPORT	PAR- ENTAGE	U.R. E.S.A.	ALL OTHER CASES	TOTAL
CASES PENDING BEGINNING OF YEAR	12,612	7,898	3,196	3,343	591	417	1,471	2,597	16,930	1,072	1,955	52,082
NEW CASES FILED	82,396	101,287	14,719	19,564	2,435	435	4,719	5,535	31,147	2,457	3,433	268,127
TRANSFERRED IN OR REACTIVATED CASES	11,386	6,922	6,443	2,963	344	505	2,103	6,439	4,363	1,062	8,795	51,325
TOTAL CASES	106,394	116,107	24,358	25,870	3,370	1,357	8,293	14,571	52,440	4,591	14,183	371,534
CASES TERMINATED BY:												
TRIAL BY JUDGE	3,380	927	1,250	553	517	231	610	685	1,044	12	621	9,830
TRIAL BY REFEREE	6,550	4,698	2,257	947	192	118	694	2,951	3,976	308	8,369	31,060
DISMISSAL BY PARTY, JUDGE, OR PROSECUTOR	13,867	9,131	2,119	3,761	665	79	782	2,208	6,630	359	743	40,344
ADMISSION TO JUDGE	20,450	19,686	4,213	5,081	846	154	2,160	2,096	7,619	330	1,373	64,008
ADMISSION TO REFEREE	38,424	60,385	8,602	9,477	116	321	1,405	1,806	10,564	398	386	131,884
CERTIFICATION OR WAIVER GRANTED	466	X	X	X	X	X	X	X	X	X	X	466
UNAVAILABILITY OF PARTY FOR TRIAL	3,980	1,668	25	1,199	259	1	18	688	802	592	154	9,386
TRANSFERRED OUT	3,920	8,820	84	577	6	3	27	18	1,155	1,066	12	15,688
REFERRED TO PRIVATE JUDGE	X	X	X	X	X	X	0	0	0	28	0	28
INTERLOCUTORY APPEAL OR ORDER	1	1	251	0	0	10	271	19	0	0	1	554
ALL OTHER TERMINATIONS	2,242	2,577	1,872	613	110	80	531	1,049	5,571	73	900	15,618
TOTAL TERMINATIONS	93,280	107,893	20,673	22,208	2,711	997	6,498	11,520	37,361	3,166	12,559	318,866
CASES PENDING END OF YEAR	13,114	8,214	3,685	3,662	659	360	1,795	3,051	15,079	1,425	1,624	52,668
TIME GUIDELINE (MONTHS)	6	3	6	3	3	9	9	3	18	3	6	X
CASES PENDING END OF YEAR BEYOND TIME GUIDELINE	400	1,088	457	255	235	104	405	312	699	355	168	4,478
NUMBER OF INFORMAL CASES (ALL CASE TYPES)	33,708											

COURTS OF COMMON PLEAS - JUVENILE DIVISION
OVERALL CASELOADS
1991

COUNTY	NUMBER OF JUDGES	--- POPULATION ---		NEW FILINGS, TRANSFERS, AND REACTIVATIONS -----			----- TERMINATIONS -----		
		TOTAL	PER JUDGE	TOTAL	PER JUDGE	PER 1000 POPULATION	TOTAL	PER JUDGE	PER 1000 POPULATION
The judges of the following counties also have General, Domestic Relations, and Probate Division jurisdiction.									
ADAMS	1	25,371	24,328	505	505	20	495	495	20
HARRISON	1	16,085	16,085	325	325	20	277	277	17
HENRY	1	29,108	29,108	502	502	17	537	537	18
MORGAN	1	14,194	14,194	247	247	17	229	229	16
MORROW	1	27,749	27,749	658	658	24	672	672	24
NOBLE	1	11,336	11,336	108	108	10	112	112	10
WYANDOT	1	22,254	22,254	646	646	29	674	674	30

The judges of the following counties also have Domestic Relations Division jurisdiction.

ERIE	1	76,779	76,779	3,394	3,394	44	3,491	3,491	45
FRANKLIN	4	961,437	240,359	30,567	7,642	32	31,790	7,948	33
LORAIN	2	271,126	135,563	8,056	4,028	30	8,233	4,117	30
RICHLAND	1	126,137	126,137	3,709	3,709	29	3,639	3,639	29
STARK	2	367,585	183,793	7,158	3,579	19	7,624	3,812	21
TRUMBULL	2	227,813	113,907	6,630	3,315	29	6,544	3,272	29

The judges of the following counties have Juvenile Division jurisdiction exclusively.

BUTLER	1	291,479	291,479	5,942	5,942	20	5,821	5,821	20
CUYAHOGA	6	1,412,140	235,357	30,898	5,150	22	28,475	4,746	20
HAMILTON	2	866,228	433,114	45,988	22,994	53	45,503	22,752	53
LAKE	1	215,499	215,499	6,441	6,441	30	6,284	6,284	29
LUCAS	2	462,361	231,181	17,147	8,574	37	16,344	8,172	35
MAHONING	1	264,806	264,806	5,285	5,285	20	5,029	5,029	19
MONTGOMERY	1	573,809	573,809	18,891	18,891	33	20,386	20,386	36
SUMMIT	1	514,990	514,990	14,110	14,110	27	17,390	17,390	34

The judges of the following counties also have Probate Division jurisdiction.

ALLEN	1	109,755	109,755	4,156	4,156	38	3,851	3,851	35
ASHLAND	1	47,507	47,507	973	973	20	939	939	20
ASHTABULA	1	99,821	99,821	4,139	4,139	41	3,770	3,770	38
ATHENS	1	59,549	59,549	1,460	1,460	25	1,385	1,385	23
AUGLAIZE	1	44,585	44,585	1,058	1,058	24	1,050	1,050	24
BELMONT	1	71,074	71,074	1,484	1,484	21	1,432	1,432	20
BROWN	1	34,966	34,966	1,039	1,039	30	1,020	1,020	29
CARROLL	1	26,521	26,521	523	523	20	495	495	19
CHAMPAIGN	1	36,019	36,019	915	915	25	902	902	25
CLARK	1	147,548	147,548	5,643	5,643	38	5,579	5,579	38
CLERMONT	1	150,187	150,187	5,302	5,302	35	4,408	4,408	29
CLINTON	1	35,415	35,415	877	877	25	908	908	26
COLUMBIANA	1	108,276	108,276	2,518	2,518	23	2,524	2,524	23
COSHOCTON	1	35,427	35,427	559	559	16	517	517	15
CRAWFORD	1	47,870	47,870	1,190	1,190	25	1,163	1,163	24
DARKE	1	53,619	53,619	1,177	1,177	22	1,130	1,130	21
DEFIANCE	1	39,350	39,350	1,292	1,292	33	1,313	1,313	33
DELAWARE	1	66,929	66,929	1,710	1,710	26	1,701	1,701	25
FAIRFIELD	1	103,461	103,461	2,414	2,414	23	2,391	2,391	23
FAYETTE	1	27,466	27,466	666	666	24	648	648	24
FULTON	1	38,498	38,498	1,114	1,114	29	1,111	1,111	29
GALLIA	1	30,954	30,954	1,107	1,107	36	1,035	1,035	33
GEAUGA	1	81,129	81,129	1,550	1,550	19	1,502	1,502	19
GREENE	1	136,731	136,731	3,778	3,778	28	3,529	3,529	26

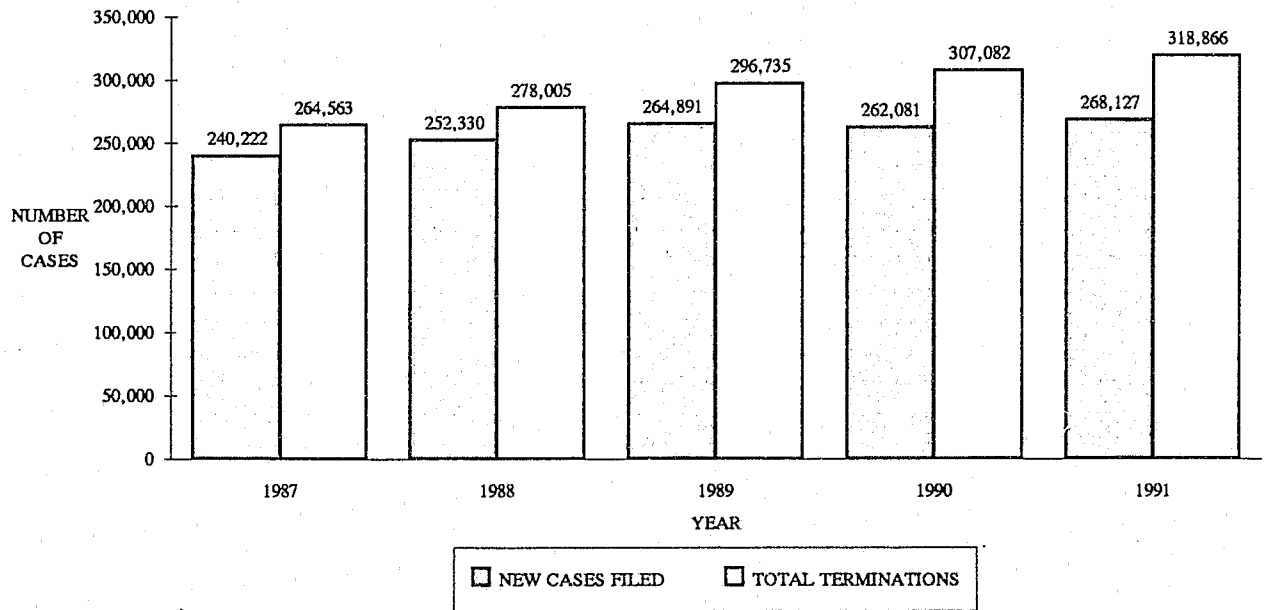
COURTS OF COMMON PLEAS - JUVENILE DIVISION
OVERALL CASELOADS (continued)
1991

COUNTY	NUMBER OF JUDGES	--- POPULATION ---		NEW FILINGS, TRANSFERS, AND REACTIVATIONS -----			----- TERMINATIONS -----		
		TOTAL	PER JUDGE	TOTAL	PER JUDGE	PER 1000 POPULATION	TOTAL	PER JUDGE	PER 1000 POPULATION
GUERNSEY	1	39,024	39,024	875	875	22	925	925	24
HANCOCK	1	65,536	65,536	1,873	1,873	29	1,928	1,928	29
HARDIN	1	31,111	31,111	830	830	27	817	817	26
HIGHLAND	1	35,728	35,728	1,126	1,126	32	1,147	1,147	32
HOCKING	1	25,533	25,533	1,273	1,273	50	1,160	1,160	45
HOLMES	1	32,849	32,849	503	503	15	495	495	15
HURON	1	56,240	56,240	1,403	1,403	25	1,398	1,398	25
JACKSON	1	30,230	30,230	1,513	1,513	50	1,484	1,484	49
JEFFERSON	1	80,298	80,298	1,039	1,039	13	1,032	1,032	13
KNOX	1	47,473	47,473	1,059	1,059	22	985	985	21
LAWRENCE	1	61,834	61,834	1,423	1,423	23	1,470	1,470	24
LICKING	1	128,300	128,300	2,415	2,415	19	2,471	2,471	19
LOGAN	1	42,310	42,310	1,607	1,607	38	1,579	1,579	37
MADISON	1	37,068	37,068	970	970	26	982	982	26
MARION	1	64,274	64,274	3,481	3,481	54	3,306	3,306	51
MEDINA	1	122,354	122,354	2,863	2,863	23	2,799	2,799	23
MEIGS	1	22,987	22,987	480	480	21	485	485	21
MERCER	1	39,443	39,443	1,288	1,288	33	1,270	1,270	32
MIAMI	1	93,182	93,182	3,697	3,697	40	3,805	3,805	41
MONROE	1	15,497	15,497	189	189	12	179	179	12
MUSKINGUM	1	82,068	82,068	2,701	2,701	33	2,601	2,601	32
OTTAWA	1	40,029	40,029	911	911	23	950	950	24
PAULDING	1	20,488	20,488	543	543	27	575	575	28
PERRY	1	31,557	31,557	522	522	17	565	565	18
PICKAWAY	1	48,255	48,255	1,437	1,437	30	1,469	1,469	30
PIKE	1	24,249	24,249	562	562	23	567	567	23
PORTAGE	1	142,585	142,585	2,519	2,519	18	2,495	2,495	17
PREBLE	1	40,113	40,113	1,099	1,099	27	1,069	1,069	27
PUTNAM	1	33,819	33,819	622	622	18	611	611	18
ROSS	1	69,330	69,330	1,722	1,722	25	1,619	1,619	23
SANDUSKY	1	61,963	61,963	1,510	1,510	24	1,510	1,510	24
SCIOTO	1	80,327	80,327	1,951	1,951	24	1,953	1,953	24
SENECA	1	59,733	59,733	2,084	2,084	35	1,995	1,995	33
SHELBY	1	44,915	44,915	1,457	1,457	32	1,550	1,550	35
TUSCARAWAS	1	84,090	84,090	1,915	1,915	23	1,707	1,707	20
UNION	1	31,969	31,969	974	974	30	907	907	28
VAN WERT	1	30,464	30,464	881	881	29	894	894	29
VINTON	1	11,098	11,098	228	228	21	181	181	16
WARREN	1	113,909	113,909	3,622	3,622	32	3,705	3,705	33
WASHINGTON	1	62,254	62,254	991	991	16	992	992	16
WAYNE	1	101,461	101,461	2,696	2,696	27	2,770	2,770	27
WILLIAMS	1	36,956	36,956	1,087	1,087	29	1,087	1,087	29
WOOD	1	113,269	113,269	3,660	3,660	32	3,525	3,525	31

STATEWIDE	101	10,847,115	107,397	319,452	3,163	29	318,866	3,157	29
-----------	-----	------------	---------	---------	-------	----	---------	-------	----

All population figures based on 1990 U.S. Census

COURTS OF COMMON PLEAS - JUVENILE DIVISION
STATEWIDE NEW CASES FILED AND TOTAL TERMINATIONS COMPARISON
1987 - 1991



SECTION I

MUNICIPAL COURTS

Note: Statistics for 1991 have been affected by the implementation of amendments to the Rules of Superintendence and procedural changes instituted by the Court Statistical Reporting Section of the Supreme Court. These changes may affect comparisons between statistics reported in 1991 and previous years.

**MUNICIPAL COURTS
COMPOSITE ADMINISTRATIVE JUDGE REPORT FOR THE ENTIRE STATE
1991**

	<u>FELONIES</u>	<u>MISDE- MEANORS</u>	<u>O.M.V.I.</u>	<u>OTHER TRAFFIC</u>	<u>PERSONAL INJURY AND PROPERTY DAMAGE</u>	<u>CONTRACTS</u>	<u>F. E. D.</u>	<u>OTHER CIVIL</u>	<u>SMALL CLAIMS</u>	<u>TOTAL</u>
CASES PENDING BEGINNING OF YEAR	8,037	34,569	7,931	102,608	4,609	41,946	18,538	9,824	23,182	251,244
NEW CASES FILED	68,581	303,151	80,496	1,391,266	14,640	166,269	83,751	18,076	91,395	2,217,625
TRANSFERRED IN OR REACTIVATED	7,544	49,118	7,390	77,592	676	6,281	13,377	3,667	997	166,642
TOTAL CASES	84,162	386,838	95,817	1,571,466	19,925	214,496	115,666	31,567	115,574	2,635,511
CASES TERMINATED BY:										
HEARING BY JUDGE	15,665	109,762	22,497	172,143	6,946	104,279	24,583	7,341	19,880	483,096
HEARING BY REFEREE	X	8,140	1,725	152,060	1,408	14,955	21,995	1,129	45,659	247,071
TRANSFER (INCLUDES INDIVIDUAL JUDGE ASSIGNMENT)	22,775	108,625	56,245	98,583	3,740	21,240	5,852	3,830	1,196	322,086
DISMISSAL: LACK OF SPEEDY TRIAL (CRIM.) OR WANT OF PROSECUTION (CIVIL)	589	1,160	60	738	582	7,118	15,037	731	3,604	29,619
OTHER DISMISSALS	26,234	27,355	1,078	62,703	2,189	19,414	15,350	3,177	20,592	178,092
VIOLATIONS BUREAU	X	29,548	X	817,640	X	X	X	X	X	847,188
UNAVAILABILITY OF ACCUSED	7,523	56,643	4,916	162,659	X	X	X	X	X	231,741
BANKRUPTCY STAY OR INTERLOCUTORY APPEAL	189	484	53	1,268	76	1,141	113	103	292	3,719
ALL OTHER TERMINATIONS	1,529	6,738	485	14,597	404	2,905	5,406	5,876	1,310	39,250
TOTAL TERMINATIONS	74,504	348,455	87,059	1,482,391	15,345	171,052	88,336	22,187	92,533	2,381,862
CASES PENDING END OF YEAR	9,658	38,383	8,758	89,075	4,580	43,444	27,330	9,380	23,041	253,649
TIME GUIDELINE (MONTHS)	1	6	6	6	24	12	12	12	6	X
CASES PENDING END OF YEAR BEYOND TIME GUIDELINE	888	636	68	2,428	49	1,263	419	128	410	6,289

**MUNICIPAL COURTS
COMPOSITE INDIVIDUAL JUDGE REPORT FORM FOR THE ENTIRE STATE
1991**

	MISDE- MEANORS	O.M.V.I.	OTHER TRAFFIC	PERSONAL INJURY AND PROPERTY DAMAGE	CONTRACTS	F. E. D.	OTHER CIVIL	TOTAL
CASES PENDING BEGINNING OF YEAR	18,098	11,787	17,547	2,092	9,391	2,421	1,411	62,747
NEW CASES ASSIGNED	109,805	57,042	99,446	4,150	22,013	7,555	4,061	304,072
TRANSFERRED IN OR REACTIVATED	14,551	5,407	12,231	358	1,437	307	295	34,586
TOTAL CASES	142,454	74,236	129,224	6,600	32,841	10,283	5,767	401,405
CASES TERMINATED BY:								
JURY TRIAL	692	586	273	32	63	5	15	1,666
COURT TRIAL	10,192	3,621	14,712	704	4,218	3,141	914	37,502
DEFAULT	X	X	X	727	5,097	814	699	7,337
GUILTY OR NO CONTEST PLEA TO ORIGINAL CHARGE	41,382	36,363	41,294	X	X	X	X	119,039
GUILTY OR NO CONTEST PLEA TO REDUCED CHARGE	11,946	8,413	9,179	X	X	X	X	29,538
DISMISSAL: LACK OF SPEEDY TRIAL (CRIM.) OR WANT OF PROSECUTION (CIVIL)	2,258	174	919	118	570	725	119	4,883
OTHER DISMISSALS	33,451	5,894	23,198	1,650	7,881	2,023	1,164	75,261
TRANSFERRED OUT	2,750	966	2,144	157	760	193	100	7,070
REFERRED TO A PRIVATE JUDGE	X	X	X	10	17	8	2	37
UNAVAILABILITY OF ACCUSED	14,783	4,328	14,134	X	X	X	X	33,245
BANKRUPTCY STAY OR INTERLOCUTORY APPEAL	20	25	15	48	601	32	48	789
ALL OTHER TERMINATIONS	5,971	2,302	8,100	733	4,763	670	1,317	23,856
TOTAL TERMINATIONS	123,445	62,672	113,968	4,179	23,970	7,611	4,378	340,223
CASES PENDING END OF YEAR	19,009	11,564	15,256	2,421	8,871	2,672	1,389	61,182
TIME GUIDELINE (MONTHS)	6	6	6	24	12	12	12	X
CASES PENDING END OF YEAR BEYOND TIME GUIDELINE	565	376	431	10	201	37	35	1,655

MUNICIPAL COURTS
OVERALL CASELOADS
1991

COURT	NUMBER OF JUDGES	--- POPULATION ---		NEW FILINGS, TRANSFERS, AND REACTIVATIONS			----- TERMINATIONS -----		
		TOTAL	PER JUDGE	TOTAL	PER JUDGE	PER 1000 POPULATION	TOTAL	PER JUDGE	PER 1000 POPULATION
AKRON	6	263,247	43,875	63,685	10,614	242	63,428	10,571	241
ALLIANCE	1	43,026	43,026	5,626	5,626	131	5,613	5,613	130
ASHLAND	1	47,507	47,507	15,297	15,297	322	15,136	15,136	319
ASHTABULA	1	57,806	57,806	14,030	14,030	243	14,037	14,037	243
ATHENS	1	59,549	59,549	12,968	12,968	218	13,191	13,191	222
AUGLAIZE COUNTY	1	44,585	44,585	10,680	10,680	240	10,705	10,705	240
AVON LAKE	1	24,346	24,346	1,736	1,736	71	1,716	1,716	70
BARBERTON	2	105,000	52,500	16,331	8,166	156	15,812	7,906	151
BARDON	2	75,000	37,500	20,172	10,086	269	20,823	10,412	278
BELLEFONTAINE	1	42,310	42,310	15,259	15,259	361	15,435	15,435	365
BELLEVUE	1	11,985	11,985	3,303	3,303	276	3,333	3,333	278
BEREA	2	91,926	45,963	8,855	4,428	96	6,986	3,493	76
BOWLING GREEN	1	58,064	58,064	12,663	12,663	218	12,558	12,558	216
BRYAN	1	36,956	36,956	11,829	11,829	320	11,812	11,812	320
CAMBRIDGE	1	39,024	39,024	15,390	15,390	394	15,377	15,377	394
CAMPBELL	1	15,000	15,000	1,584	1,584	106	1,602	1,602	107
CANTON	4	192,569	48,142	27,969	6,992	145	27,113	6,778	141
CELINA	1	39,443	39,443	6,105	6,105	155	6,084	6,084	154
CHAMPAIGN COUNTY	1	36,000	36,000	4,843	4,843	135	4,822	4,822	134
CHARDON	1	81,129	81,129	13,783	13,783	170	14,302	14,302	176
CHILLICOTHE	2	69,370	34,685	18,004	9,002	260	18,371	9,186	265
CIRCLEVILLE	1	48,255	48,255	14,256	14,256	295	14,155	14,155	293
CLARK COUNTY	3	147,548	49,183	27,549	9,183	187	26,695	8,898	181
CLEVELAND	12	560,000	46,667	196,445	16,370	351	203,725	16,977	364
CLEVELAND HEIGHTS	1	54,052	54,052	26,657	26,657	493	25,884	25,884	479
CLEVELAND HOUSING	1	560,000	560,000	15,088	15,088	27	16,086	16,086	29
CONNEAUT	1	13,241	13,241	4,676	4,676	353	4,739	4,739	358
COSHOCTON	1	35,427	35,427	3,323	3,323	94	3,302	3,302	93
CRAWFORD COUNTY	1	47,870	47,870	8,478	8,478	177	8,462	8,462	177
CUYAHOGA FALLS	2	160,124	80,062	38,826	19,413	242	38,736	19,368	242
DAYTON	5	170,000	34,000	62,539	12,508	368	60,703	12,141	357
DEFIANCE	1	38,000	38,000	11,664	11,664	307	11,918	11,918	314
DELAWARE	1	66,929	66,929	15,666	15,666	234	16,232	16,232	243
EAST CLEVELAND	1	33,096	33,096	10,997	10,997	332	10,760	10,760	325
EAST LIVERPOOL	1	26,105	26,105	3,567	3,567	137	3,554	3,554	136
EATON	1	40,000	40,000	7,782	7,782	195	7,777	7,777	194
ELYRIA	2	94,873	47,437	20,792	10,396	219	20,299	10,150	214
EUCLID	1	54,875	54,875	13,567	13,567	247	13,837	13,837	252
FAIRBORN	1	73,813	73,813	18,883	18,883	256	18,274	18,274	248
FAIRFIELD	1	39,729	39,729	7,060	7,060	178	6,785	6,785	171
FINDLAY	1	64,498	64,498	19,288	19,288	299	19,384	19,384	301
POSTORIA	1	11,763	11,763	3,702	3,702	315	3,680	3,680	313
FRANKLIN	1	25,000	25,000	7,861	7,861	314	8,120	8,120	325
FRANKLIN COUNTY	13	961,437	73,957	243,738	18,749	254	240,671	18,513	250
FREMONT	1	28,138	28,138	8,901	8,901	316	8,825	8,825	314
GALLIPOLIS	1	30,954	30,954	9,387	9,387	303	11,840	11,840	383
GARFIELD HEIGHTS	2	100,000	50,000	10,318	5,159	103	10,218	5,109	102
GIRARD	1	70,000	70,000	11,635	11,635	166	11,561	11,561	165
HAMILTON	1	85,000	85,000	20,878	20,878	246	20,459	20,459	241
HAMILTON COUNTY	14	850,000	60,714	294,191	21,014	346	292,858	20,918	345
HARDIN COUNTY	1	31,111	31,111	6,228	6,228	200	5,638	5,638	181
HILLSBORO	1	28,741	28,741	5,789	5,789	201	5,723	5,723	199
HOCKING COUNTY	1	25,000	25,000	6,486	6,486	259	6,542	6,542	262
HURON	1	9,297	9,297	2,913	2,913	313	2,932	2,932	315
IRONTON	1	26,017	26,017	7,254	7,254	279	6,968	6,968	268
JACKSON COUNTY	1	30,230	30,230	12,070	12,070	399	11,661	11,661	386
KETTERING	2	125,000	62,500	20,752	10,376	166	20,709	10,355	166
LAKEWOOD	1	59,000	59,000	16,741	16,741	284	17,036	17,036	289
LANCASTER	2	103,000	51,500	19,079	9,540	185	18,779	9,390	182
LAWRENCE COUNTY	1	40,000	40,000	7,587	7,587	190	6,996	6,996	175
LEBANON	1	21,000	21,000	5,610	5,610	267	5,449	5,449	259
LICKING COUNTY	2	128,300	64,150	19,802	9,901	154	19,802	9,901	154
LIMA	2	109,755	54,878	24,522	12,261	223	19,288	9,644	176

MUNICIPAL COURTS
OVERALL CASELOADS (continued)
1991

COURT	NUMBER OF JUDGES	--- POPULATION ---		NEW FILINGS, TRANSFERS, AND REACTIVATIONS			----- TERMINATIONS -----		
		TOTAL	PER JUDGE	TOTAL	PER JUDGE	PER 1000 POPULATION	TOTAL	PER JUDGE	PER 1000 POPULATION
LORAIN	2	84,821	42,411	13,698	6,849	161	12,988	6,494	153
LYNDHURST	1	57,659	57,659	22,202	22,202	385	21,498	21,498	373
MADISON COUNTY	1	37,068	37,068	9,862	9,862	266	9,663	9,663	261
MANSFIELD	2	150,000	75,000	32,368	16,184	216	31,986	15,993	213
MARIETTA	1	62,254	62,254	13,483	13,483	217	13,141	13,141	211
MARION COUNTY	1	64,274	64,274	20,520	20,520	319	20,364	20,364	317
MARYSVILLE	1	31,969	31,969	10,557	10,557	330	10,086	10,086	315
MASON	1	26,491	26,491	5,732	5,732	216	8,290	8,290	313
MASSILLON	2	123,975	61,988	22,212	11,106	179	21,182	10,591	171
MAUMEE	1	35,578	35,578	15,492	15,492	435	16,006	16,006	450
MEDINA COUNTY	1	84,000	84,000	16,470	16,470	196	16,600	16,600	198
MENTOR	1	55,629	55,629	11,241	11,241	202	11,938	11,938	215
MIAMI	2	90,381	45,191	28,077	14,039	311	29,403	14,702	325
MIAMISBURG	1	62,815	62,815	12,125	12,125	193	12,241	12,241	195
MIDDLETOWN	1	69,040	69,040	16,137	16,137	234	16,159	16,159	234
MOUNT VERNON	1	47,473	47,473	8,912	8,912	188	8,991	8,991	189
NAPOLEON	1	29,108	29,108	6,615	6,615	227	6,527	6,527	224
NEW PHILADELPHIA	1	80,000	80,000	14,209	14,209	178	12,712	12,712	159
NEWTON FALLS	1	27,810	27,810	8,127	8,127	292	8,234	8,234	296
NILES	1	34,084	34,084	5,779	5,779	170	6,470	6,470	190
NORWALK	1	54,802	54,802	16,415	16,415	300	16,373	16,373	299
OAKWOOD	1	8,957	8,957	2,827	2,827	316	2,973	2,973	332
OBERLIN	1	41,925	41,925	7,924	7,924	189	7,321	7,321	175
OREGON	1	21,709	21,709	5,424	5,424	250	5,393	5,393	248
PAINESVILLE	1	71,939	71,939	15,751	15,751	219	15,901	15,901	221
PARMA	3	170,394	56,798	19,363	6,454	114	19,353	6,451	114
PERRYSBURG	1	51,391	51,391	15,551	15,551	303	15,468	15,468	301
PORT CLINTON	1	40,029	40,029	7,507	7,507	188	7,301	7,301	182
PORTAGE COUNTY-KENT	1	133,808	133,808	11,958	11,958	89	11,942	11,942	89
PORTAGE COUNTY-RAV.	2	133,808	66,904	23,924	11,962	179	23,310	11,655	174
PORTSMOUTH	2	80,327	40,164	14,106	7,053	176	14,038	7,019	175
ROCKY RIVER	2	116,660	58,330	22,970	11,485	197	22,883	11,442	196
SANDUSKY	1	42,211	42,211	16,229	16,229	384	15,668	15,668	371
SHAKER HEIGHTS	1	63,282	63,282	16,761	16,761	265	21,463	21,463	339
SHELBY	1	19,191	19,191	2,068	2,068	108	2,009	2,009	105
SIDNEY	1	44,915	44,915	10,015	10,015	223	10,090	10,090	225
SOUTH EUCLID	1	23,866	23,866	3,747	3,747	157	3,771	3,771	158
STEBENVILLE	1	22,125	22,125	5,178	5,178	234	6,128	6,128	277
STRUTHERS	1	39,376	39,376	3,493	3,493	89	3,552	3,552	90
SYLVANIA	1	62,216	62,216	14,914	14,914	240	14,947	14,947	240
TIFFIN	1	48,311	48,311	7,326	7,326	152	7,251	7,251	150
TOLEDO	7	332,943	47,563	102,364	14,623	307	105,243	15,035	316
TOLEDO HOUSING	1	332,943	332,943	868	868	3	994	994	3
UPPER SANDUSKY	1	22,254	22,254	10,096	10,096	454	9,858	9,858	443
VAN WERT COUNTY	1	30,461	30,461	9,214	9,214	302	9,312	9,312	306
VANDALIA	1	79,000	79,000	25,049	25,049	317	25,358	25,358	321
VERMILION	1	18,695	18,695	4,446	4,446	238	4,428	4,428	237
WADSWORTH	1	35,239	35,239	7,891	7,891	224	7,848	7,848	223
WARREN	2	84,361	42,181	16,614	8,307	197	16,179	8,090	192
WASHINGTON COURTHOUSE	1	27,000	27,000	5,449	5,449	202	5,440	5,440	201
WAYNE COUNTY	2	101,461	50,731	19,067	9,534	188	18,912	9,456	186
WILLOUGHBY	1	87,931	87,931	18,268	18,268	208	19,987	19,987	227
WILMINGTON	1	35,415	35,415	16,739	16,739	473	16,695	16,695	471
XENIA	1	62,918	62,918	16,017	16,017	255	16,254	16,254	258
YOUNGSTOWN	3	95,000	31,667	31,262	10,421	329	27,639	9,213	291
ZANESVILLE	1	27,000	27,000	5,584	5,584	207	5,926	5,926	219

STATEWIDE	199	10,579,312	53,162	2,396,923	12,045	227	2,393,695	12,029	226
-----------	-----	------------	--------	-----------	--------	-----	-----------	--------	-----

All population figures based on 1990 U.S. Census

MUNICIPAL COURTS
FELONY OVERALL CASELOADS
1991

COURT	CASES PENDING JANUARY 1	NEW FILINGS	REACTIVATIONS AND TRANSFERS	TOTAL CASES	TOTAL TERMIN- ATIONS	% NET CASELOAD GAIN/LOSS	CASES PENDING DECEMBER 31	CASES PENDING BEYOND TIME GUIDELINES
AKRON	119	3,574	1,228	4,921	4,796	5.0%	125	0
ALLIANCE	8	187	0	195	181	75.0%	14	0
ASHLAND	0	0	0	0	0	0.0%	0	0
ASHTABULA	23	357	85	465	439	13.0%	26	19
ATHENS	5	195	10	210	208	-60.0%	2	0
AUGLAIZE COUNTY	0	64	0	64	61	-	3	0
AVON LAKE	4	91	5	100	97	-25.0%	3	1
BARBERTON	110	864	41	1,015	866	35.5%	149	0
BEDFORD	36	640	5	681	659	-38.9%	22	9
BELLEFONTAINE	4	92	8	104	95	125.0%	9	0
BELLEVUE	0	16	0	16	14	-	2	0
BEREA	4	211	19	234	124	2650.0%	110	0
BOWLING GREEN	3	238	1	242	232	233.3%	10	0
BRYAN	1	76	0	77	77	-100.0%	0	0
CAMBRIDGE	7	111	0	118	113	-28.6%	5	0
CAMPBELL	54	181	22	257	219	-29.6%	38	0
CANTON	29	1,130	123	1,282	1,256	-10.3%	26	0
CELINA	1	26	0	27	24	200.0%	3	2
CHAMPAIGN COUNTY	2	182	4	188	178	400.0%	10	0
CHARDON	10	115	14	139	134	-50.0%	5	0
CHILLICOTHE	18	142	2	162	152	-44.4%	10	6
CIRCLEVILLE	6	267	1	274	268	0.0%	6	0
CLARK COUNTY	161	1,178	0	1,339	1,185	-4.3%	154	0
CLEVELAND	588	9,664	1,596	11,848	11,007	43.0%	841	0
CLEVELAND HEIGHTS	8	286	2	296	282	75.0%	14	0
CLEVELAND HOUSING	0	0	0	0	0	0.0%	0	0
CONNEAUT	2	56	5	63	61	0.0%	2	0
COSHOCTON	0	25	0	25	25	0.0%	0	0
CRAWFORD COUNTY	0	84	0	84	83	-	1	0
CUYAHOGA FALLS	67	761	12	840	707	98.5%	133	68
DAYTON	169	1,786	30	1,985	1,761	32.5%	224	0
DEFIANCE	2	84	4	90	87	50.0%	3	0
DELAWARE	2	142	2	146	144	0.0%	2	0
EAST CLEVELAND	53	438	0	491	477	-73.6%	14	0
EAST LIVERPOOL	5	56	0	61	56	0.0%	5	0
EATON	2	62	0	64	63	-50.0%	1	0
ELYRIA	90	950	37	1,077	958	32.2%	119	0
EUCLID	4	320	0	324	323	-75.0%	1	0
FAIRBORN	5	234	5	244	239	0.0%	5	0
FAIRFIELD	26	212	24	262	250	-53.8%	12	0
FINDLAY	5	107	0	112	105	40.0%	7	4
FOSTORIA	3	133	2	138	132	100.0%	6	1
FRANKLIN	30	252	14	296	288	-73.3%	8	0
FRANKLIN COUNTY	2,059	9,115	44	11,218	7,771	67.4%	3,447	0
FREMONT	11	158	6	175	167	-27.3%	8	0
GALLIPOLIS	0	77	2	79	68	-	11	0
GARFIELD HEIGHTS	0	215	0	215	215	0.0%	0	0
GIRARD	55	371	26	452	397	0.0%	55	0
HAMILTON	49	951	169	1,169	1,113	14.3%	56	0
HAMILTON COUNTY	1,694	10,681	1,886	14,261	13,496	-54.8%	765	262
HARDIN COUNTY	1	45	1	47	43	300.0%	4	0
HILLSBORO	2	71	0	73	73	-100.0%	0	0
HOCKING COUNTY	3	60	7	70	70	-100.0%	0	0
HURON	1	26	2	29	27	100.0%	2	0
IRONTON	9	194	17	220	213	-22.2%	7	0
JACKSON COUNTY	5	38	0	43	41	-60.0%	2	0
KETTERING	5	236	8	249	238	120.0%	11	0
LAKEWOOD	39	175	1	215	188	-30.8%	27	0
LANCASTER	17	292	20	329	320	-47.1%	9	0
LAWRENCE COUNTY	10	152	0	162	141	110.0%	21	0
LEBANON	4	148	0	152	111	925.0%	41	0

MUNICIPAL COURTS
FELONY OVERALL CASELOADS (continued)
1991

COURT	CASES PENDING JANUARY 1	NEW FILINGS	REACTIVATIONS AND TRANSFERS	TOTAL CASES	TOTAL TERMIN- ATIONS	% NET CASELOAD GAIN/LOSS	CASES PENDING DECEMBER 31	CASES PENDING BEYOND TIME GUIDELINES
LICKING COUNTY	4	368	6	378	372	50.0%	6	0
LIMA	31	428	0	459	436	-25.8%	23	0
LORAIN	358	1,218	0	1,576	952	74.3%	624	0
LYNDHURST	5	241	0	246	231	200.0%	15	0
MADISON COUNTY	2	137	0	139	136	50.0%	3	0
MANSFIELD	4	368	5	377	356	425.0%	21	0
MARIETTA	1	155	9	165	158	600.0%	7	0
MARION COUNTY	12	155	24	191	184	-41.7%	7	0
MARYSVILLE	1	81	0	82	79	200.0%	3	0
MASON	114	126	40	280	248	-71.9%	32	0
MASSILLON	17	600	17	634	576	241.2%	58	35
MAUMEE	35	131	28	194	198	-111.4%	-4	0
MEDINA COUNTY	12	169	0	181	153	133.3%	28	1
MENTOR	79	263	0	342	277	-17.7%	65	0
MIAMI	54	732	0	786	764	-59.3%	22	0
MIAMISBURG	21	224	68	313	311	-90.5%	2	0
MIDDLETOWN	37	616	21	674	650	-35.1%	24	0
MOUNT VERNON	0	33	0	33	33	0.0%	0	0
NAPOLEON	1	73	0	74	69	400.0%	5	0
NEW PHILADELPHIA	9	136	1	146	120	188.9%	26	0
NEWTON FALLS	2	118	0	120	114	200.0%	6	0
NILES	54	242	32	328	232	77.8%	96	0
NORWALK	2	162	22	186	183	50.0%	3	0
OAKWOOD	1	10	3	14	14	-100.0%	0	0
OBERLIN	40	249	0	289	257	-20.0%	32	0
OREGON	6	268	100	374	365	50.0%	9	0
PAINESVILLE	14	275	65	354	338	14.3%	16	3
PARMA	17	460	6	483	473	-41.2%	10	0
PERRYSBURG	5	238	3	246	236	100.0%	10	0
FORT CLINTON	15	326	8	349	344	-66.7%	5	0
PORTAGE COUNTY-KENT	7	394	0	401	387	100.0%	14	0
PORTAGE COUNTY-RAV.	4	95	3	102	93	125.0%	9	0
PORTSMOUTH	28	483	31	542	525	-39.3%	17	0
ROCKY RIVER	20	418	128	566	549	-15.0%	17	0
SANDUSKY	289	1,059	10	1,358	994	26.0%	364	292
SHAKER HEIGHTS	10	167	0	177	153	140.0%	24	0
SHELBY	0	19	0	19	15	-	4	0
SIDNEY	8	96	2	106	106	-100.0%	0	0
SOUTH EUCLID	2	60	8	70	70	-100.0%	0	0
STEBENVILLE	174	260	0	434	333	-42.0%	101	0
STRUTHERS	15	80	0	95	66	93.3%	29	12
SYLVANIA	9	511	315	835	830	-44.4%	5	0
TIFFIN	8	113	7	128	122	-25.0%	6	0
TOLEDO	185	4,081	435	4,701	4,493	12.4%	208	24
TOLEDO HOUSING	0	0	0	0	0	0.0%	0	0
UPPER SANDUSKY	1	10	1	12	12	-100.0%	0	0
VAN WERT COUNTY	47	218	81	346	258	87.2%	88	0
VANDALIA	1	70	0	71	66	400.0%	5	0
VERMILION	4	115	41	160	159	-75.0%	1	1
WADSWORTH	2	51	1	54	54	-100.0%	0	0
WARREN	136	864	16	1,016	815	47.8%	201	139
WASHINGTON C.H.	2	80	1	83	82	-50.0%	1	0
WAYNE COUNTY	10	113	0	123	120	-70.0%	3	0
WILLOUGHBY	140	385	0	525	440	-39.3%	85	0
WILMINGTON	35	151	0	186	171	-57.1%	15	0
XENIA	16	237	0	253	238	-6.3%	15	9
YOUNGSTOWN	298	1,209	516	2,023	1,328	133.2%	695	0
ZANESVILLE	3	46	0	49	48	-66.7%	1	0

STATEWIDE 8,037 68,581 7,544 84,162 74,504 -8.6% 9,658 888

MUNICIPAL COURTS
FELONY TERMINATIONS
1991

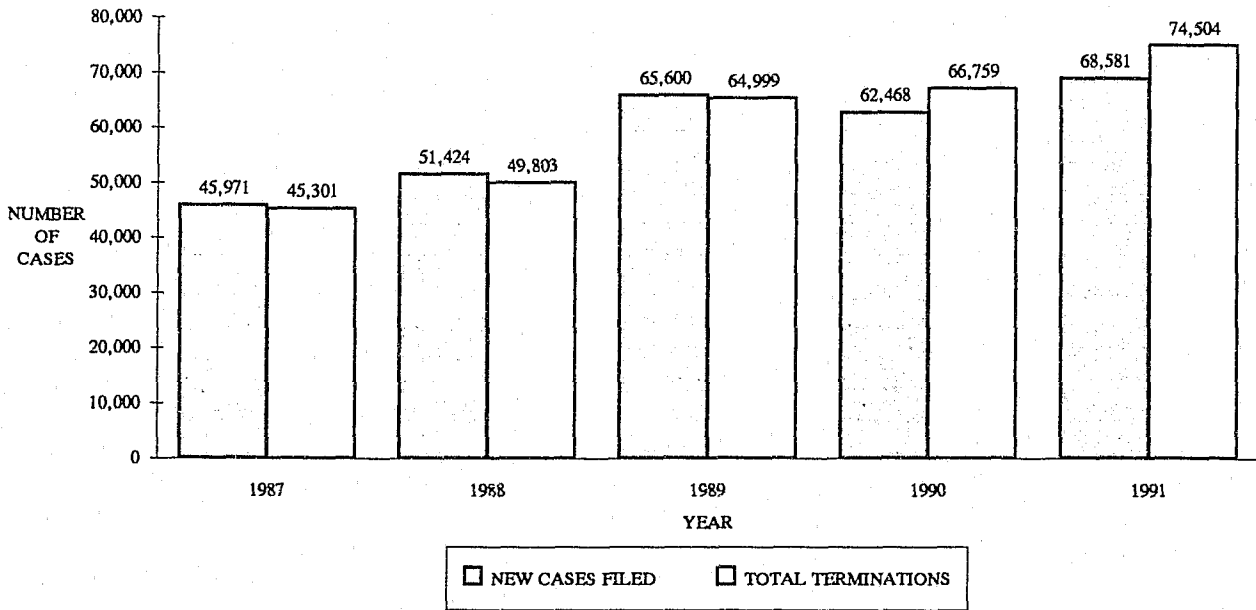
COURT	PRELIMINARY HEARING BINDOVER	WAIVER PRELIMINARY HEARING	DISMISSAL FOR LACK OF SPEEDY TRIAL	OTHER DISMIS- SALS	UNAVAIL- ABILITY OF ACCUSED	BANKRUPTCY STAY/INTERLOC- UTORY APPEAL	OTHER TERMIN- ATIONS	TOTAL TERMIN- ATIONS
AKRON	763	1,423	0	1,297	1,204	109	0	4,796
ALLIANCE	106	72	1	2	0	0	0	181
ASHLAND	0	0	0	0	0	0	0	0
ASHTABULA	290	0	4	64	81	0	0	439
ATHENS	54	2	8	132	12	0	0	208
AUGLAIZE COUNTY	16	3	39	3	0	0	0	61
AVON LAKE	12	44	0	25	16	0	0	97
BARBERTON	104	318	0	366	72	6	0	866
BEDFORD	120	400	0	122	1	1	15	659
BELLEFONTAINE	52	0	0	36	7	0	0	95
BELLEVUE	7	0	0	6	0	0	1	14
BEREA	75	13	0	30	0	0	6	124
BOWLING GREEN	22	80	0	116	13	1	0	232
BRYAN	2	46	0	29	0	0	0	77
CAMBRIDGE	30	70	4	9	0	0	0	113
CAMPBELL	145	0	0	64	10	0	0	219
CANTON	825	94	0	151	186	0	0	1,256
CELINA	14	0	0	7	3	0	0	24
CHAMPAIGN COUNTY	73	77	0	26	2	0	0	178
CHARDON	99	1	0	5	18	0	11	134
CHILlicothe	94	1	0	50	7	0	0	152
CIRCLEVILLE	175	67	0	24	2	0	0	268
CLARK COUNTY	0	78	0	1,020	87	0	0	1,185
CLEVELAND	2,476	5,966	0	1,597	834	0	134	11,007
CLEVELAND HEIGHTS	71	137	0	67	7	0	0	282
CLEVELAND HOUSING	0	0	0	0	0	0	0	0
CONNEAUT	12	32	0	10	7	0	0	61
COSHOCTON	8	0	0	16	1	0	0	25
CRAWFORD COUNTY	37	0	0	42	4	0	0	83
CUYAHOGA FALLS	80	255	0	356	16	0	0	707
DAYTON	162	929	0	662	0	0	8	1,761
DEFIANCE	13	36	10	22	2	0	4	87
DELAWARE	25	0	0	115	3	0	1	144
EAST CLEVELAND	146	255	5	31	0	0	40	477
EAST LIVERPOOL	29	0	0	26	1	0	0	56
EATON	54	0	0	7	2	0	0	63
ELYRIA	44	562	5	321	26	0	0	958
EUCLID	4	309	0	10	0	0	0	323
FAIRBORN	2	5	0	178	54	0	0	239
FAIRFIELD	42	70	0	90	31	17	0	250
FINDLAY	5	11	0	63	1	0	25	105
FOSTORIA	7	39	1	78	7	0	0	132
FRANKLIN	172	4	0	69	21	8	14	288
FRANKLIN COUNTY	73	1,027	0	6,413	258	0	0	7,771
FREMONT	46	28	0	47	10	0	36	167
GALLIPOLIS	48	0	0	10	10	0	0	68
GARFIELD HEIGHTS	215	0	0	0	0	0	0	215
GIRARD	36	89	1	231	40	0	0	397
HAMILTON	702	210	130	7	64	0	0	1,113
HAMILTON COUNTY	2,879	2,953	0	4,332	2,250	0	1,082	13,496
HARDIN COUNTY	20	9	0	10	0	0	4	43
HILLSBORO	45	0	0	17	11	0	0	73
HOCKING COUNTY	28	0	0	37	5	0	0	70
HURON	0	15	0	10	2	0	0	27
IRONTON	18	48	4	123	20	0	0	213
JACKSON COUNTY	32	0	1	8	0	0	0	41
KETTERING	9	89	0	124	16	0	0	238
LAKEWOOD	6	97	0	81	4	0	0	188
LANCASTER	218	3	0	37	62	0	0	320
LAWRENCE COUNTY	30	53	0	24	5	0	29	141
LEBANON	12	73	1	23	4	0	0	111

MUNICIPAL COURTS
FELONY TERMINATIONS (continued)
1991

COURT	PRELIMINARY HEARING BIDOVER	WAIVER PRELIMINARY HEARING	DISMISSAL FOR LACK OF SPEEDY TRIAL	OTHER DISMIS- SALS	UNAVAIL- ABILITY OF ACCUSED	BANKRUPTCY STAY/INTERLOC- UTORY APPEAL	OTHER TERMIN- ATIONS	TOTAL TERMIN- ATIONS
LICKING COUNTY	0	316	0	33	23	0	0	372
LIMA	156	259	0	21	0	0	0	436
LORAIN	170	608	0	164	0	0	10	952
LYNDHURST	8	199	0	24	0	0	0	231
MADISON COUNTY	119	0	0	17	0	0	0	136
MANSFIELD	152	2	0	184	18	0	0	356
MARIETTA	12	18	0	110	18	0	0	158
MARION COUNTY	56	0	0	113	15	0	0	184
MARYSVILLE	40	0	0	39	0	0	0	79
MASON	177	11	0	18	42	0	0	248
MASSILLON	91	133	0	312	40	0	0	576
MAUMEE	24	62	0	77	32	1	2	198
MEDINA COUNTY	135	0	0	17	1	0	0	153
MENTOR	63	146	0	53	15	0	0	277
MIAMI	252	135	0	146	214	17	0	764
MIAMISBURG	3	115	54	52	87	0	0	311
MIDDLETOWN	258	109	33	203	8	5	34	650
MOUNT VERNON	19	3	0	3	3	0	5	33
NAPOLEON	49	0	1	9	7	0	3	69
NEW PHILADELPHIA	52	22	0	46	0	0	0	120
NEWTON FALLS	57	32	0	21	4	0	0	114
NILES	26	33	0	148	25	0	0	232
NORWALK	161	0	0	2	20	0	0	183
OAKWOOD	5	3	0	3	2	0	1	14
OBERLIN	51	187	0	17	2	0	0	257
OREGON	104	84	0	87	90	0	0	365
PAINESVILLE	72	100	0	91	65	0	10	338
PARMA	15	273	0	168	17	0	0	473
PERRYSBURG	57	83	3	33	60	0	0	236
PORT CLINTON	111	0	59	96	72	6	0	344
PORTAGE COUNTY-KENT	116	28	69	127	47	0	0	387
PORTAGE COUNTY-RAV.	19	3	0	64	7	0	0	93
PORTSMOUTH	40	235	0	185	60	0	5	525
ROCKY RIVER	293	0	85	73	95	0	3	549
SANDUSKY	323	334	12	312	11	0	2	994
SHAKER HEIGHTS	1	127	0	21	4	0	0	153
SHELBY	14	1	0	0	0	0	0	15
SIDNEY	48	18	0	39	1	0	0	106
SOUTH EUCLID	13	20	1	18	18	0	0	70
STEUBENVILLE	92	5	6	172	58	0	0	333
STRUTHERS	64	0	0	1	1	0	0	66
SYLVANIA	0	411	0	263	140	16	0	830
TIFFIN	58	16	0	39	5	0	4	122
TOLEDO	454	1,315	0	2,314	393	0	17	4,493
TOLEDO HOUSING	0	0	0	0	0	0	0	0
UPPER SANDUSKY	9	0	0	3	0	0	0	12
VAN WERT COUNTY	25	80	0	95	58	0	0	258
VANDALIA	6	31	0	29	0	0	0	66
VERMILION	2	52	5	41	58	0	1	159
WADSWORTH	1	7	0	43	2	0	1	54
WARREN	198	249	47	310	11	0	0	815
WASHINGTON C.H.	16	27	0	39	0	0	0	82
WAYNE COUNTY	60	0	0	28	32	0	0	120
WILLOUGHBY	5	170	0	179	69	0	17	440
WILMINGTON	100	0	0	70	1	0	0	171
XENIA	36	7	0	164	27	2	2	238
YOUNGSTOWN	262	604	0	416	46	0	0	1,328
ZANESVILLE	31	9	0	6	0	0	2	48

STATEWIDE	15,665	22,775	589	26,234	7,523	189	1,529	74,504
-----------	--------	--------	-----	--------	-------	-----	-------	--------

MUNICIPAL COURTS - FELONY CASES
STATEWIDE NEW CASES FILED AND TOTAL TERMINATIONS COMPARISON
1987 - 1991



**MUNICIPAL COURTS
MISDEMEANOR OVERALL CASELOADS
1991**

COURT	CASES	NEW FILINGS	REACTIVATIONS	TOTAL CASES	TOTAL TERMIN- ATIONS	% NET CASELOAD GAIN/LOSS	CASES	CASES PENDING BEYOND TIME GUIDELINES
	PENDING JANUARY 1		AND TRANSFERS				PENDING DECEMBER 31	
AKRON	399	9,901	1,553	11,853	11,422	8.0%	431	0
ALLIANCE	66	747	0	813	727	30.3%	86	0
ASHLAND	72	1,221	88	1,381	1,330	-29.2%	51	0
ASHTABULA	390	1,368	339	2,097	1,690	4.4%	407	66
ATHENS	129	2,835	195	3,159	3,027	2.3%	132	0
AUGLAIZE COUNTY	46	866	3	915	897	-60.9%	18	0
AVON LAKE	26	272	3	301	276	-3.8%	25	0
BARBERTON	281	2,278	79	2,638	2,269	31.3%	369	0
BEDFORD	1,077	2,621	12	3,710	2,694	-5.7%	1,016	179
BELLEFONTAINE	173	1,968	5	2,146	1,964	5.2%	182	0
BELLEVUE	31	429	0	460	445	-51.6%	15	0
BEREA	120	1,203	102	1,425	1,028	230.8%	397	8
BOWLING GREEN	173	1,862	0	2,035	1,932	-40.5%	103	6
BRYAN	87	985	1	1,073	986	0.0%	87	0
CAMBRIDGE	111	1,447	6	1,564	1,408	40.5%	156	0
CAMPBELL	64	279	16	359	287	12.5%	72	0
CANTON	310	2,790	383	3,483	3,165	2.6%	318	0
CELINA	95	962	7	1,064	924	47.4%	140	13
CHAMPAIGN COUNTY	44	990	12	1,046	997	11.4%	49	0
CHARDON	154	1,122	103	1,379	1,321	-62.3%	58	0
CHILlicoTHE	612	3,427	182	4,221	3,856	-40.4%	365	40
CIRCLEVILLE	195	1,354	32	1,581	1,369	8.7%	212	0
CLARK COUNTY	816	3,644	224	4,684	3,744	15.2%	940	2
CLEVELAND	4,217	28,152	6,444	38,813	33,414	28.0%	5,399	63
CLEVELAND HEIGHTS	199	2,716	96	3,011	2,682	65.3%	329	4
CLEVELAND HOUSING	628	4,510	371	5,509	5,036	-24.7%	473	0
CONNEAUT	31	460	10	501	479	-29.0%	22	0
COSHOCTON	40	641	31	712	649	57.5%	63	0
CRAWFORD COUNTY	82	771	24	877	808	-15.9%	69	0
CUYAHOGA FALLS	519	3,104	33	3,656	3,263	-24.3%	393	0
DAYTON	1,339	12,025	3,739	17,103	15,264	37.3%	1,839	0
DEFIANCE	116	884	98	1,098	1,023	-35.3%	75	0
DELAWARE	376	1,612	41	2,029	1,966	-83.2%	63	0
EAST CLEVELAND	279	1,572	1	1,852	1,852	-100.0%	0	0
EAST LIVERPOOL	118	930	1	1,049	938	-5.9%	111	0
EATON	109	801	55	965	875	-17.4%	90	0
ELYRIA	411	2,617	351	3,379	2,808	38.9%	571	0
EUCLID	29	1,236	16	1,281	1,243	31.0%	38	0
FAIRBORN	682	2,360	445	3,487	2,658	21.6%	829	0
FAIRFIELD	52	1,349	110	1,511	1,344	221.2%	167	1
FINDLAY	339	1,303	6	1,648	1,318	-2.7%	330	57
FOSTORIA	45	564	31	640	590	11.1%	50	0
FRANKLIN	192	1,165	166	1,523	1,315	8.3%	208	11
FRANKLIN COUNTY	12,354	25,109	9,376	46,839	31,934	20.6%	14,905	2
FREMONT	120	1,042	41	1,203	1,090	-5.8%	113	0
GALLIPOLIS	736	937	13	1,686	1,508	-75.8%	178	0
GARFIELD HEIGHTS	125	1,048	88	1,261	1,166	-24.0%	95	0
GIRARD	196	786	165	1,147	978	-13.8%	169	0
HAMILTON	179	3,275	830	4,284	4,123	-10.1%	161	0
HAMILTON COUNTY	2,060	31,044	16,028	49,132	46,276	38.6%	2,856	59
HARDIN COUNTY	117	712	33	862	700	38.5%	162	0
HILLSBORO	102	1,118	1	1,221	1,081	37.3%	140	0
HOCKING COUNTY	96	1,080	49	1,225	1,137	-8.3%	88	0
HURON	36	309	15	360	312	33.3%	48	0
IRONTON	126	1,244	108	1,478	1,287	51.6%	191	0
JACKSON COUNTY	210	1,996	0	2,206	2,040	-21.0%	166	0
KETTERING	215	1,632	79	1,926	1,705	2.8%	221	0
LAKEWOOD	372	1,159	11	1,542	1,280	-29.6%	262	0
LANCASTER	272	1,868	119	2,259	2,008	-7.7%	251	0
LAWRENCE COUNTY	137	871	11	1,019	728	112.4%	291	0
LEBANON	339	668	0	1,007	697	-8.6%	310	0

MUNICIPAL COURTS
MISDEMEANOR OVERALL CASELOADS (continued)
1991

COURT	CASES PENDING JANUARY 1	NEW FILINGS	REACTIVATIONS AND TRANSFERS	TOTAL CASES	TOTAL TERMIN- ATIONS	% NET CASELOAD GAIN/LOSS	CASES PENDING DECEMBER 31	CASES PENDING BEYOND TIME GUIDELINES
LICKING COUNTY	149	1,901	183	2,233	2,018	44.3%	215	3
LIMA	835	3,389	50	4,274	2,974	55.7%	1,300	54
LORAIN	1,187	3,671	6	4,864	2,929	63.0%	1,935	0
LYNDHURST	132	857	35	1,024	865	20.5%	159	1
MADISON COUNTY	92	770	0	862	780	-10.9%	82	0
MANSFIELD	589	3,164	59	3,812	3,559	-57.0%	253	0
MARIETTA	168	1,352	117	1,637	1,402	39.9%	235	0
MARION COUNTY	407	4,230	550	5,187	4,926	-35.9%	261	0
MARIYSVILLE	55	1,022	70	1,147	1,057	63.6%	90	0
MASON	713	859	208	1,780	1,699	-88.6%	81	0
MASSILLON	195	2,050	94	2,339	2,083	31.3%	256	0
MAUMEE	27	949	158	1,134	1,104	11.1%	30	2
MEDINA COUNTY	151	1,138	55	1,344	1,111	54.3%	233	18
MENTOR	157	1,387	0	1,544	1,392	-3.2%	152	0
MIAMI	486	3,630	0	4,116	3,768	-28.4%	348	0
MIAMISBURG	326	1,796	345	2,467	2,231	-27.6%	236	3
MIDDLETOWN	139	2,774	294	3,207	3,119	-36.7%	88	0
MOUNT VERNON	154	887	37	1,078	956	-20.8%	122	0
NAPOLEON	53	571	0	624	573	-3.8%	51	0
NEW PHILADELPHIA	393	1,621	0	2,014	1,530	23.2%	484	81
NEWTON FALLS	80	679	2	761	640	51.3%	121	0
NILES	467	1,064	873	2,404	2,076	-29.8%	328	0
NORWALK	140	2,104	342	2,586	2,457	-7.9%	129	0
OAKWOOD	46	156	1	203	199	-91.3%	4	0
OBERLIN	179	748	2	929	637	63.1%	292	0
OREGON	55	1,300	338	1,693	1,627	20.0%	66	0
PAINESVILLE	112	1,450	184	1,746	1,619	13.4%	127	3
PARMA	127	2,903	427	3,457	3,351	-16.5%	106	0
PERRYSBURG	231	1,495	36	1,762	1,457	32.0%	305	0
PORT CLINTON	228	1,846	87	2,161	1,890	18.9%	271	21
PORTAGE COUNTY-KENT	128	2,164	27	2,319	2,175	12.5%	144	0
PORTAGE COUNTY-RAV.	256	2,661	25	2,942	2,634	20.3%	308	0
PORTSMOUTH	248	2,578	74	2,900	2,721	-27.8%	179	0
ROCKY RIVER	151	1,766	343	2,260	2,094	9.9%	166	0
SANDUSKY	812	3,584	70	4,466	3,437	26.7%	1,029	0
SHAKER HEIGHTS	216	559	0	775	614	-25.5%	161	0
SHELBY	5	298	1	304	271	560.0%	33	0
SIDNEY	76	921	34	1,031	948	9.2%	83	0
SOUTH EUCLID	42	284	26	352	330	-47.6%	22	0
STEBENVILLE	358	1,309	36	1,703	1,505	-44.7%	198	0
STRUTHERS	39	503	2	544	480	64.1%	64	7
SYLVANIA	159	1,230	878	2,267	2,235	-79.9%	32	0
TIFFIN	122	973	47	1,142	1,001	15.6%	141	19
TOLEDO	2,599	18,870	12,172	33,641	30,391	25.0%	3,250	112
TOLEDO HOUSING	395	600	236	1,231	1,086	-63.3%	145	28
UPPER SANDUSKY	44	614	18	676	617	34.1%	59	0
VAN WERT COUNTY	68	659	0	727	648	16.2%	79	0
VANDALIA	551	3,271	748	4,570	3,927	16.7%	643	0
VERMILION	32	458	55	545	512	3.1%	33	1
WADSWORTH	47	339	70	456	410	-2.1%	46	1
WARREN	658	2,802	50	3,510	2,633	33.3%	877	289
WASHINGTON C.H.	34	892	26	952	923	-14.7%	29	0
WAYNE COUNTY	140	2,167	43	2,350	2,115	67.9%	235	0
WILLOUGHBY	2,764	2,717	1	5,482	4,112	-50.4%	1,370	0
WILMINGTON	214	1,369	0	1,583	1,342	12.6%	241	0
XENIA	919	2,893	8	3,820	2,962	-6.6%	858	47
YOUNGSTOWN	371	3,901	1,745	6,017	5,364	76.0%	653	0
ZANESVILLE	80	1,765	0	1,845	1,845	-100.0%	0	0

STATEWIDE	52,667	303,151	63,669	419,487	362,694	7.8%	56,793	1,201
-----------	--------	---------	--------	---------	---------	------	--------	-------

MUNICIPAL COURTS
MISDEMEANOR TERMINATIONS
1991

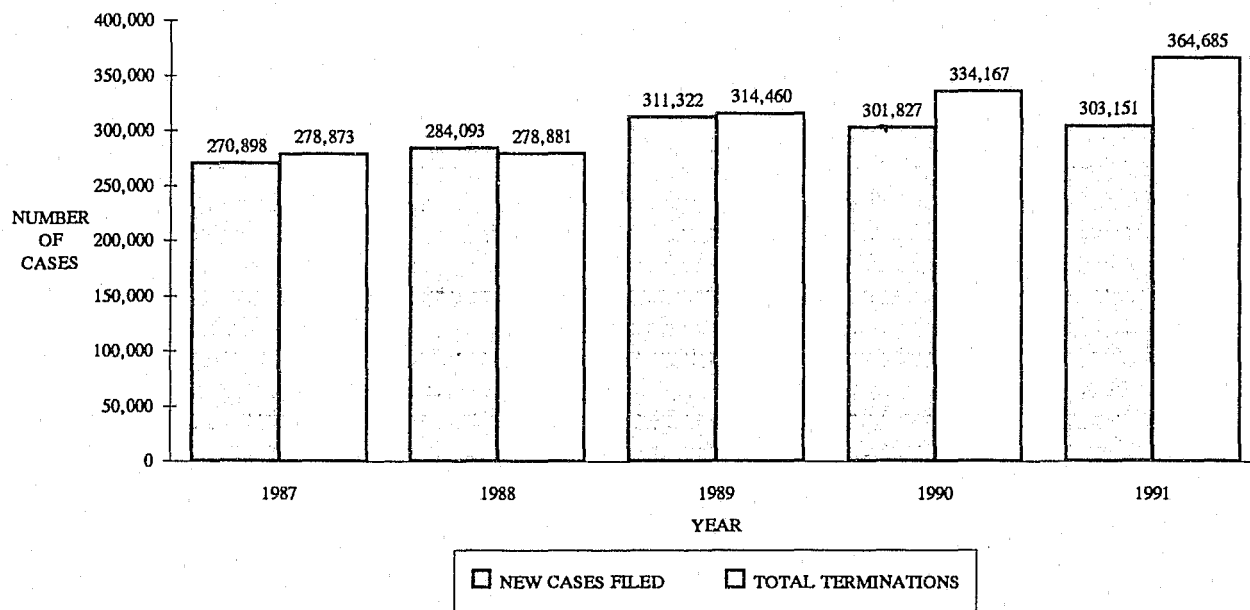
COURT	JURY TRIAL	COURT TRIAL	GUILTY/NO CONTEST TO ORIGINAL CHARGE		GUILTY/NO CONTEST TO REDUCED	DISMISSAL FOR LACK OF SPEEDY TRIAL	OTHER DISMISSALS	VIOLATIONS BUREAU	TRANS-FERRED OUT	UNAVAIL-ABILITY OF ACCUSED	BANKRUPTCY	
			JUDGE	REFEREE							STAY/INTER-LOCUTORY APPEAL	OTHER TERMINATIONS
AKRON	36	74	8,230	1	145	2	566	525	42	1,687	112	2
ALLIANCE	3	3	525	37	12	6	46	50	16	29	0	0
ASHLAND	10	34	805	0	16	0	105	229	0	81	0	50
ASHTABULA	0	13	925	0	20	6	276	48	60	342	0	0
ATHENS	1	70	1,514	0	198	1	388	538	0	317	0	0
AUGLAIZE COUNTY	1	60	424	18	37	36	37	244	0	40	0	0
AVON LAKE	4	12	190	0	9	0	39	14	0	8	0	0
BARBERTON	8	55	1,364	0	38	0	175	479	20	124	6	0
BEDFORD	15	185	1,509	77	103	1	425	170	22	1	0	186
BELLEFONTAINE	0	55	1,187	0	29	3	223	266	13	182	5	1
BELLEVUE	0	7	324	0	11	8	44	25	0	26	0	0
BEREA	0	18	617	0	33	2	255	44	0	0	0	59
BOWLING GREEN	10	6	917	201	98	13	220	376	25	55	10	1
BRYAN	0	30	452	3	10	10	293	0	0	188	0	0
CAMBRIDGE	3	273	670	0	20	29	97	8	3	228	0	77
CAMPBELL	0	44	155	0	12	0	60	7	0	9	6	0
CANTON	35	34	2,162	0	57	0	315	68	109	385	0	0
CELINA	0	33	542	0	10	1	246	53	0	39	0	0
CHAMPAIGN COUNTY	0	34	622	0	66	0	197	65	0	13	0	0
CHARDON	4	11	568	0	106	0	148	287	5	90	0	102
CHILlicoTHE	11	93	1,409	1	24	8	857	884	9	552	4	4
CIRCLEVILLE	2	97	699	0	22	0	174	245	0	69	0	61
CLARK COUNTY	11	10	1,248	240	120	2	1,219	307	0	584	0	3
CLEVELAND	55	470	14,707	0	561	0	7,942	0	116	8,686	0	877
CLEVELAND HEIGHTS	2	109	704	518	32	1	887	131	0	290	8	0
CLEVELAND HOUSING	0	0	1,570	34	0	0	1,364	0	0	1,946	1	121
CONNEAUT	0	5	304	0	9	0	61	47	1	50	0	2
COSHOCOTON	5	35	321	0	29	0	103	106	25	22	3	0
CRAWFORD COUNTY	13	8	452	0	48	1	73	137	20	56	0	0
CUYAHOGA FALLS	12	73	1,837	0	130	0	286	867	9	33	0	16
DAYTON	15	411	2,288	1,908	720	167	1,753	1,035	721	4,254	0	1,992
DEFIANCE	4	28	660	0	56	17	159	2	26	64	3	4
DELAWARE	10	24	653	2	44	1	226	616	1	387	0	2
EAST CLEVELAND	0	419	737	199	0	53	243	4	0	135	0	62
EAST LIVERPOOL	1	21	712	0	40	0	59	11	1	93	0	0
EATON	5	18	291	0	19	0	116	300	9	107	9	1
ELYRIA	3	45	1,450	17	186	24	446	389	54	193	0	0
EUCLID	2	14	1,092	0	0	0	83	0	0	52	0	0
FAIRBORN	6	193	1,020	0	194	21	488	282	0	454	0	0
FAIRFIELD	0	32	635	0	119	0	160	76	14	255	53	0
FINDLAY	6	55	811	0	65	1	146	89	0	41	0	104
FOSTORIA	3	10	342	0	9	2	120	53	0	24	11	16
FRANKLIN	0	50	475	0	28	18	333	15	9	254	24	109
FRANKLIN COUNTY	57	86	7,077	0	3,164	7	6,168	1,175	337	10,441	0	3,422
FREMONT	4	47	628	0	15	6	219	85	2	83	0	1
GALLIPOLIS	2	293	128	0	105	0	400	159	0	270	0	151
GARFIELD HEIGHTS	25	140	698	0	45	0	47	66	23	122	0	0
GIRARD	2	11	482	0	58	0	230	0	0	195	0	0
HAMILTON	4	390	2,928	0	0	348	59	0	0	394	0	0
HAMILTON COUNTY	30	1,030	17,502	385	83	5	7,284	4,601	226	14,155	3	972
HARDIN COUNTY	0	34	446	0	38	1	101	58	0	21	0	1
HILLSBORO	5	1	545	0	5	2	189	239	7	71	2	15
HOCKING COUNTY	1	4	326	0	12	0	245	459	0	88	2	0
HURON	0	7	146	0	18	0	71	39	0	31	0	0
IRONTON	1	5	784	10	85	77	216	38	0	66	4	1
JACKSON COUNTY	3	57	1,012	0	34	30	110	752	42	0	0	0
KETTERING	4	47	949	0	243	96	161	144	10	48	0	3
LAKEWOOD	4	80	687	0	14	0	87	266	0	141	0	1
LANCASTER	1	15	960	0	59	0	517	234	37	185	0	0
LAWRENCE COUNTY	12	0	237	0	9	3	297	19	38	113	0	0
LEBANON	1	6	255	1	24	3	264	13	0	47	0	83

MUNICIPAL COURTS MISDEMEANOR CASES
MISDEMEANOR TERMINATIONS (continued)
1991

COURT	JURY TRIAL	COURT TRIAL	GUILTY/NO CONTEST TO ORIGINAL CHARGE		GUILTY/NO CONTEST TO REDUCED	DISMISSAL FOR LACK OF SPEEDY TRIAL	OTHER DISMISSALS	VIOLATIONS BUREAU	TRANSFERRED OUT	UNAVAILABILITY OF ACCUSED	BANKRUPTCY	
			JUDGE	REFEREE							LOCUTORY APPEAL	OTHER TERMINATIONS
LICKING COUNTY	16	206	1,136	0	1	4	183	150	20	296	0	6
LIMA	1	98	1,753	4	268	3	671	107	47	0	0	22
LORAIN	3	20	2,003	0	108	2	739	12	0	42	0	0
LYNDHURST	6	18	578	0	4	0	134	15	0	48	4	58
MADISON COUNTY	8	242	354	0	0	0	33	142	1	0	0	0
MANSFIELD	9	61	315	1,861	81	78	332	202	12	513	0	95
MARIETTA	10	30	717	0	55	0	211	121	3	255	0	0
MARION COUNTY	4	53	2,525	0	43	0	1,082	583	0	611	0	25
MARYSVILLE	3	29	497	0	10	1	202	246	1	68	0	0
MASON	1	44	943	0	147	4	286	2	0	272	0	0
MASSILLON	2	9	1,423	45	99	0	212	75	82	135	0	1
MAUMEE	0	8	290	0	61	0	262	337	0	122	3	21
MEDINA COUNTY	4	169	145	228	25	0	186	245	0	109	0	0
MENTOR	1	8	1,008	0	40	0	153	139	15	28	0	0
MIAMI	6	50	1,699	0	401	10	646	553	14	294	95	0
MIAMISBURG	2	24	1,051	0	207	122	93	209	28	310	5	180
MIDDLETOWN	2	246	2,030	6	135	80	217	199	0	179	3	22
MOUNT VERNON	1	48	537	0	16	7	108	130	36	71	1	1
NAPOLEON	4	25	236	0	30	11	37	174	0	35	0	21
NEW PHILADELPHIA	0	50	690	1	5	0	151	189	34	28	0	382
NEWTON FALLS	18	115	365	0	24	0	19	99	0	0	0	0
NILES	1	48	919	0	15	0	522	0	61	235	0	275
NORWALK	9	117	1,348	0	97	0	101	441	38	306	0	0
OAKWOOD	0	17	80	0	8	0	24	51	0	19	0	0
OBERLIN	2	49	347	0	7	1	104	88	1	33	0	5
OREGON	0	36	728	0	109	4	258	83	1	408	0	0
PAINESVILLE	8	9	682	0	44	2	216	477	23	157	0	1
PARMA	8	17	1,027	1,496	229	17	98	160	24	268	0	7
PERRYSBURG	3	8	422	0	12	16	54	692	3	247	0	0
PORT CLINTON	2	30	668	0	17	0	292	676	73	132	0	0
PORTAGE COUNTY-KENT	2	37	1,017	3	125	98	170	490	0	209	24	0
PORTAGE COUNTY-RAV.	5	40	921	57	114	211	618	403	4	261	0	0
PORTSMOUTH	4	16	1,435	0	23	3	397	523	6	270	0	44
ROCKY RIVER	2	275	687	5	125	140	255	332	9	264	0	0
SANDUSKY	0	76	1,901	2	28	69	825	355	0	146	0	35
SHAKER HEIGHTS	5	67	217	20	1	0	143	0	0	134	13	14
SHELBY	0	13	174	0	14	0	34	12	0	24	0	0
SIDNEY	0	23	471	0	80	0	136	201	0	36	0	1
SOUTH EUCLID	0	21	167	0	15	0	49	17	0	61	0	0
STEUBENVILLE	5	19	917	0	5	31	343	32	0	153	0	0
STRUTHERS	1	187	249	0	15	0	15	11	0	2	0	0
SYLVANIA	0	6	1,101	0	191	11	333	105	8	420	60	0
TIFFIN	11	37	628	0	56	1	153	81	3	30	0	1
TOLEDO	11	107	6,696	243	758	1,237	6,210	539	882	12,200	0	1,508
TOLEDO HOUSING	0	9	338	0	20	6	454	0	0	259	0	0
UPPER SANDUSKY	8	44	414	0	8	10	24	81	0	28	0	0
VAN WERT COUNTY	1	37	409	0	7	3	99	91	1	0	0	0
VANDALIA	5	22	831	517	228	0	1,158	119	1	809	0	237
VERMILION	2	8	311	0	10	3	52	43	0	78	0	5
WADSWORTH	5	6	186	0	17	0	91	27	3	63	0	12
WARREN	8	227	1,644	0	66	217	440	0	9	22	0	0
WASHINGTON C.H.	3	96	609	0	60	0	32	85	0	37	1	0
WAYNE COUNTY	13	291	965	0	1	1	177	398	0	269	0	0
WILLOUGHBY	4	8	1,262	0	6	0	457	554	0	630	0	1,191
WILMINGTON	3	167	563	0	62	1	194	175	2	150	25	0
XENA	6	63	1,365	0	90	2	625	611	4	158	2	36
YOUNGSTOWN	0	535	2,772	0	27	0	1,421	74	32	495	8	0
ZANESVILLE	2	346	1,104	0	0	0	157	153	0	81	0	2

STATEWIDE	692	10,192	149,779	8,140	11,946	3,418	60,806	29,548	3,533	71,426	504	12,710
-----------	-----	--------	---------	-------	--------	-------	--------	--------	-------	--------	-----	--------

MUNICIPAL COURTS - MISDEMEANOR CASES
STATEWIDE NEW CASES FILED AND TOTAL TERMINATIONS COMPARISON
1987 - 1991



MUNICIPAL COURTS
O.M.V.I. OVERALL CASELOADS
1991

COURT	CASES PENDING JANUARY 1	NEW FILINGS	REACTIVATIONS AND TRANSFERS	TOTAL CASES	TOTAL TERMIN- ATIONS	% NET CASELOAD GAIN/LOSS	CASES PENDING DECEMBER 31	CASES PENDING BEYOND TIME GUIDELINES
AKRON	143	1,405	143	1,691	1,535	9.1%	156	1
ALLIANCE	34	120	0	154	118	5.9%	36	0
ASHLAND	43	423	60	526	487	-9.3%	39	3
ASHTABULA	120	450	90	660	544	-3.3%	116	27
ATHENS	96	952	28	1,076	973	7.3%	103	0
AUGLAIZE COUNTY	60	450	1	511	507	-93.3%	4	3
AVON LAKE	19	140	0	159	138	10.5%	21	0
BARBERTON	152	891	35	1,078	909	11.2%	169	0
BEDFORD	351	854	32	1,237	854	9.1%	383	22
BELLEFONTAINE	81	514	0	595	519	-6.2%	76	0
BELLEVUE	6	119	0	125	115	66.7%	10	0
BEREA	84	637	87	808	535	225.0%	273	1
BOWLING GREEN	41	414	1	456	425	-24.4%	31	1
BRYAN	57	474	0	531	448	45.6%	83	0
CAMBRIDGE	53	553	0	606	557	-7.5%	49	0
CAMPBELL	23	31	5	59	47	-47.8%	12	0
CANTON	131	795	31	957	837	-8.4%	120	0
CELINA	83	412	0	495	406	7.2%	89	8
CHAMPAIGN COUNTY	20	253	3	276	251	25.0%	25	0
CHARDON	95	509	147	751	709	-55.8%	42	0
CHILLICOTHE	237	877	23	1,137	952	-21.9%	185	11
CIRCLEVILLE	63	593	6	662	624	-39.7%	38	0
CLARK COUNTY	417	1,221	26	1,664	1,223	5.8%	441	3
CLEVELAND	814	2,692	2,079	5,585	4,326	54.7%	1,259	0
CLEVELAND HEIGHTS	28	138	19	185	139	64.3%	46	0
CLEVELAND HOUSING	0	0	0	0	0	0.0%	0	0
CONNEAUT	9	79	1	89	85	-55.6%	4	0
COSHOCTON	26	180	26	232	216	-38.5%	16	0
CRAWFORD COUNTY	64	509	13	586	522	0.0%	64	0
CUYAHOGA FALLS	324	1,393	30	1,747	1,502	-24.4%	245	9
DAYTON	109	860	87	1,056	936	10.1%	120	0
DEFIANCE	67	375	33	475	404	6.0%	71	0
DELAWARE	164	730	22	916	869	-71.3%	47	0
EAST CLEVELAND	75	354	0	429	429	-100.0%	0	0
EAST LIVERPOOL	43	326	0	369	349	-53.5%	20	0
EATON	79	342	14	435	347	11.4%	88	0
ELYRIA	241	1,253	52	1,546	1,321	-6.6%	225	0
EUCLID	9	157	4	170	164	-33.3%	6	0
FAIRBORN	315	871	106	1,292	1,024	-14.9%	268	0
FAIRFIELD	29	252	26	307	226	179.3%	81	1
FINDLAY	224	540	3	767	596	-23.7%	171	27
FOSTORIA	10	91	7	108	97	10.0%	11	0
FRANKLIN	35	400	50	485	438	34.3%	47	0
FRANKLIN COUNTY	4,693	6,343	4,539	15,575	10,102	16.6%	5,473	0
FREMONT	11	322	28	361	329	190.9%	32	0
GALLIPOLIS	309	458	26	793	711	-73.5%	82	0
GARFIELD HEIGHTS	92	396	23	511	438	-20.7%	73	0
GIRARD	71	563	23	657	558	39.4%	99	0
HAMILTON	80	746	119	945	896	-38.8%	49	0
HAMILTON COUNTY	788	5,299	1,140	7,227	6,675	-29.9%	552	2
HARDIN COUNTY	26	250	12	288	226	138.5%	62	0
HILLSBORO	34	280	0	314	270	29.4%	44	0
HOCKING COUNTY	14	315	16	345	292	278.6%	53	0
HURON	18	170	2	190	168	22.2%	22	0
IRONTON	16	300	7	323	307	0.0%	16	0
JACKSON COUNTY	122	496	0	618	546	-41.0%	72	0
KETTERING	127	582	12	721	615	-16.5%	106	0
LAKEWOOD	128	557	1	686	583	-19.5%	103	1
LANCASTER	100	674	58	832	663	69.0%	169	0
LAWRENCE COUNTY	38	361	9	408	327	113.2%	81	0
LEBANON	33	315	0	348	330	-45.5%	18	0

MUNICIPAL COURTS
O.M.V.I. OVERALL CASELOADS (continued)
1991

COURT	CASES PENDING JANUARY 1	NEW FILINGS	REACTIVATIONS AND TRANSFERS	TOTAL CASES	TOTAL TERMIN- ATIONS	% NET CASELOAD GAIN/LOSS	CASES PENDING DECEMBER 31	CASES PENDING BEYOND TIME GUIDELINES
LICKING COUNTY	118	966	62	1,146	1,029	-0.8%	117	2
LIMA	200	984	16	1,200	945	27.5%	255	27
LORAIN	415	768	2	1,185	741	7.0%	444	0
LYNDHURST	83	905	11	999	840	91.6%	159	0
MADISON COUNTY	40	329	0	369	327	5.0%	42	0
MANSFIELD	261	1,691	32	1,984	1,774	-19.5%	210	0
MARIETTA	94	532	8	654	560	0.0%	94	0
MARION COUNTY	149	758	41	948	835	-24.2%	113	0
MARYSVILLE	33	331	21	385	352	0.0%	33	0
MASON	185	254	48	487	480	-96.2%	7	0
MASSILLON	174	1,433	50	1,657	1,454	16.7%	203	0
MAUMEE	275	534	73	882	778	-62.2%	104	5
MEDINA COUNTY	325	661	23	1,009	748	-19.7%	261	30
MENTOR	69	367	0	436	384	-24.6%	52	0
MIAMI	673	3,139	0	3,812	3,535	-58.8%	277	0
MIAMISBURG	115	471	35	621	523	-14.8%	98	0
MIDDLETOWN	39	915	115	1,069	1,031	-2.6%	38	0
MOUNT VERNON	80	397	18	495	446	-38.8%	49	0
NAPOLEON	24	186	0	210	180	25.0%	30	0
NEW PHILADELPHIA	155	541	6	702	442	67.7%	260	94
NEWTON FALLS	74	320	0	394	309	14.9%	85	0
NILES	57	314	297	668	617	-10.5%	51	0
NORWALK	36	680	51	767	725	16.7%	42	0
OAKWOOD	22	59	0	81	81	-100.0%	0	0
OBERLIN	94	276	0	370	279	-3.2%	91	0
OREGON	20	233	63	316	286	50.0%	30	0
PAINESVILLE	74	680	30	784	711	-1.4%	73	0
PARMA	90	641	22	753	662	1.1%	91	0
PERRYSBURG	60	615	13	688	615	21.7%	73	0
PORT CLINTON	82	443	41	566	470	17.1%	96	6
PORTAGE COUNTY-KENT	144	634	12	790	737	-63.2%	53	0
PORTAGE COUNTY-RAV.	254	1,103	16	1,373	1,140	-8.3%	233	0
PORTSMOUTH	126	699	17	842	716	0.0%	126	0
ROCKY RIVER	233	1,379	173	1,785	1,502	21.5%	283	0
SANDUSKY	101	920	0	1,021	876	43.6%	145	0
SHAKER HEIGHTS	12	253	0	265	226	225.0%	39	0
SHELBY	13	135	6	154	125	123.1%	29	0
SIDNEY	71	477	11	559	504	-22.5%	55	0
SOUTH EUCLID	6	62	5	73	63	66.7%	10	0
STEUBENVILLE	88	265	0	353	261	4.5%	92	0
STRUTHERS	24	152	11	187	159	16.7%	28	2
SYLVANIA	255	960	657	1,872	1,633	-6.3%	239	2
TIFFIN	31	312	23	366	331	12.9%	35	0
TOLEDO	706	2,160	991	3,857	3,520	-52.3%	337	10
TOLEDO HOUSING	0	0	0	0	0	0.0%	0	0
UPPER SANDUSKY	24	237	3	264	243	-12.5%	21	0
VAN WERT COUNTY	29	298	1	328	295	13.8%	33	0
VANDALIA	591	1,736	240	2,567	1,808	28.4%	759	0
VERMILION	23	231	14	268	238	30.4%	30	0
WADSWORTH	43	216	41	300	259	-4.7%	41	1
WARREN	259	729	32	1,020	691	27.0%	329	136
WASHINGTON C.H.	23	221	4	248	222	13.0%	26	0
WAYNE COUNTY	88	772	19	879	783	9.1%	96	0
WILLOUGHBY	189	965	75	1,229	913	67.2%	316	0
WILMINGTON	88	517	0	605	519	-2.3%	86	0
XENIA	283	716	13	1,012	714	5.3%	298	9
YOUNGSTOWN	112	687	50	849	725	10.7%	124	0
ZANESVILLE	12	161	0	173	173	-100.0%	0	0

STATEWIDE	19,718	80,496	12,797	113,011	93,274	-15.9%	19,737	444
-----------	--------	--------	--------	---------	--------	--------	--------	-----

MUNICIPAL COURTS
O.M.V.I. TERMINATIONS
1991

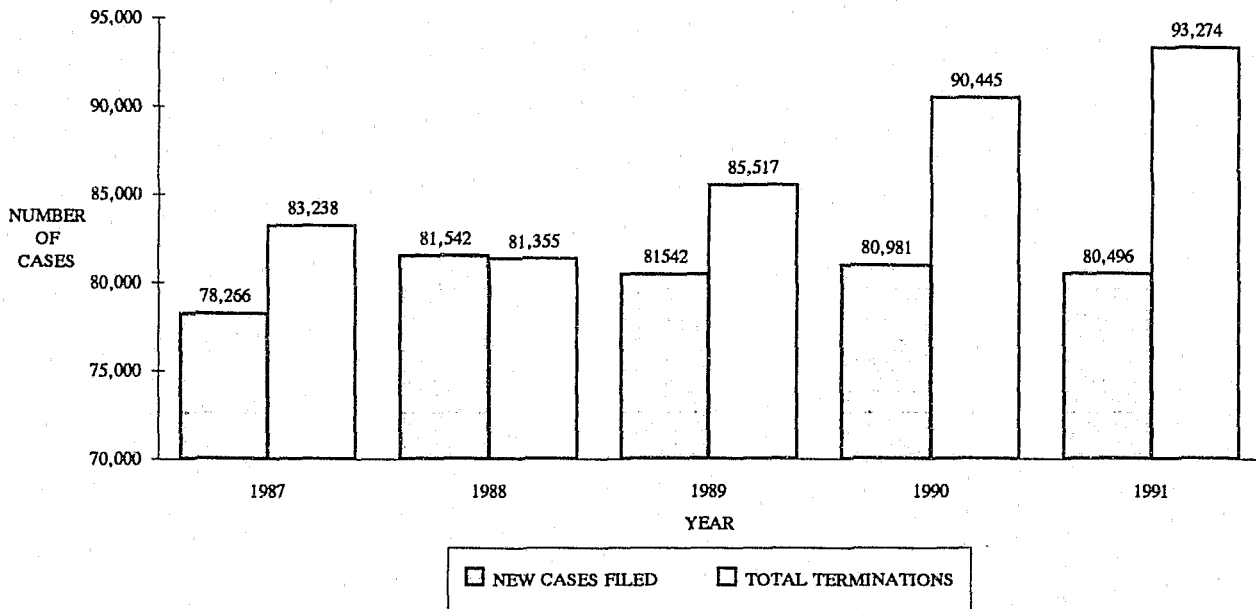
COURT	JURY TRIAL	COURT TRIAL	GUILTY/NO CONTEST TO ORIGINAL CHARGE		GUILTY/NO CONTEST TO REDUCED	DISMISSAL FOR LACK OF SPEEDY TRIAL	OTHER DISMISSALS	TRANSFERRED OUT	UNAVAILABILITY OF ACCUSED	BANKRUPTCY		TOTAL TERMINATIONS
			JUDGE	REFEREE						STAY/INTER-LOCUTORY APPEAL	OTHER TERMINATIONS	
AKRON	11	6	775	446	75	0	70	9	130	13	0	1,535
ALLIANCE	1	2	109	0	1	2	3	0	0	0	0	118
ASHLAND	8	1	330	0	7	0	53	0	51	0	37	487
ASHTABULA	0	2	395	0	61	1	19	17	49	0	0	544
ATHENS	8	3	742	0	134	0	32	0	54	0	0	973
AUGLAIZE COUNTY	0	4	356	26	91	2	21	0	7	0	0	507
AVON LAKE	1	2	122	0	8	0	3	0	2	0	0	138
BARBERTON	14	8	780	0	42	0	25	13	26	1	0	909
BEDFORD	6	27	331	6	80	0	363	4	0	0	37	854
BELLEFONTAINE	2	9	334	0	123	1	21	0	28	1	0	519
BELLEVEUE	0	0	99	0	12	1	2	0	1	0	0	115
BEREA	1	13	306	0	40	0	80	0	0	0	95	535
BOWLING GREEN	12	1	336	36	15	1	15	1	8	0	0	425
BRYAN	0	3	358	0	26	2	38	0	21	0	0	448
CAMBRIDGE	10	155	342	0	23	0	20	2	4	0	1	557
CAMPBELL	0	3	33	0	4	0	0	0	7	0	0	47
CANTON	13	4	679	0	59	2	12	17	48	1	2	837
CELINA	1	9	293	0	90	1	4	0	8	0	0	406
CHAMPAIGN COUNTY	1	0	211	0	30	0	6	0	3	0	0	251
CHARDON	4	0	548	0	31	0	5	0	15	0	106	709
CHILLICOTHE	10	44	530	0	153	2	160	1	44	2	6	952
CIRCLEVILLE	3	33	451	0	60	0	35	0	13	0	29	624
CLARK COUNTY	8	0	824	0	216	0	74	17	83	1	0	1,223
CLEVELAND	13	36	1,209	696	183	0	1,008	23	1,094	0	64	4,326
CLEVELAND HEIGHTS	2	18	100	0	1	0	3	0	14	0	1	139
CLEVELAND HOUSING	0	0	0	0	0	0	0	0	0	0	0	0
CONNEAUT	0	0	72	5	2	0	3	0	3	0	0	85
COSHOCTON	6	8	148	0	0	0	34	10	8	2	0	216
CRAWFORD COUNTY	19	1	435	0	13	1	13	10	30	0	0	522
CUYAHOGA FALLS	14	8	1,243	49	110	0	24	7	45	0	2	1,502
DAYTON	2	11	578	15	172	4	42	0	112	0	0	936
DEFIANCE	6	1	263	0	83	2	11	15	22	0	1	404
DELAWARE	18	1	537	100	94	0	34	0	83	0	2	869
EAST CLEVELAND	0	56	273	43	0	3	8	0	44	0	2	429
EAST LIVERPOOL	1	0	259	0	70	0	4	0	15	0	0	349
EATON	4	2	198	0	12	0	95	2	34	0	0	347
ELYRIA	3	1	966	1	234	1	24	26	65	0	0	1,321
EUCLID	1	0	160	0	0	0	3	0	0	0	0	164
FAIRBORN	3	64	458	0	261	2	40	75	121	0	0	1,024
FAIRFIELD	1	1	185	0	17	0	6	0	12	4	0	226
FINDLAY	12	17	454	0	67	0	20	0	18	0	8	596
FOSTORIA	0	0	69	2	20	0	3	1	1	1	0	97
FRANKLIN	0	28	194	0	66	0	91	5	38	4	12	438
FRANKLIN COUNTY	21	5	5,111	0	912	0	291	281	2,127	0	1,354	10,102
FREMONT	2	16	275	0	18	1	9	0	8	0	0	329
GALLIPOLIS	0	346	112	0	13	0	52	0	56	0	132	711
GARFIELD HEIGHTS	9	35	319	0	11	0	8	8	28	0	0	438
GIRARD	0	0	252	0	173	0	114	0	19	0	0	558
HAMILTON	1	4	745	8	2	9	3	5	119	0	0	896
HAMILTON COUNTY	27	141	4,846	0	18	0	131	12	1,281	2	217	6,675
HARDIN COUNTY	0	2	139	0	63	0	14	0	8	0	0	226
HILLSBORO	6	0	223	0	3	1	22	4	4	0	7	270
HOCKING COUNTY	1	2	239	0	20	0	7	2	19	2	0	292
HURON	0	0	131	0	27	0	5	0	5	0	0	168
IRONTON	0	0	262	0	9	0	11	15	10	0	0	307
JACKSON COUNTY	2	1	455	0	71	7	10	0	0	0	0	546
KETTERING	5	6	498	0	79	4	10	4	8	0	1	615
LAKEWOOD	5	41	504	0	10	0	10	0	12	0	1	583
LANCASTER	3	1	490	0	1	0	108	23	36	0	1	663
LAWRENCE COUNTY	0	0	284	0	12	0	11	17	3	0	0	327
LEBANON	3	0	204	0	87	1	15	0	20	0	0	330

MUNICIPAL COURTS MISDEMEANOR CASES
O.M.V.I. TERMINATIONS (continued)
1991

COURT	JURY TRIAL	COURT TRIAL	GUILTY/NO CONTEST TO ORIGINAL CHARGE		GUILTY/NO CONTEST TO REDUCED	DISMISSAL FOR LACK OF SPEEDY TRIAL	OTHER DISMISSALS	TRANSFERRED OUT	UNAVAILABILITY OF ACCUSED	BANKRUPTCY			TOTAL TERMINATIONS
			JUDGE	REFEREE						STAY/INTER-LOCUTORY APPEAL	OTHER TERMINATIONS		
LICKING COUNTY	16	57	825	0	0	1	40	10	80	0	0	0	1,029
LIMA	2	4	579	0	286	2	55	17	0	0	0	0	945
LORAIN	0	1	626	0	58	0	38	0	18	0	0	0	741
LYNDHURST	4	7	459	2	3	0	343	0	6	0	0	16	840
MADISON COUNTY	9	156	157	0	3	0	0	2	0	0	0	0	327
MANSFIELD	12	2	1,073	285	197	9	47	10	133	0	0	6	1,774
MARIETTA	15	2	462	0	38	0	13	1	29	0	0	0	560
MARION COUNTY	5	2	580	0	0	0	112	0	26	0	0	10	835
MARYSVILLE	8	6	306	0	11	0	10	0	11	0	0	0	352
MASON	0	5	240	0	120	0	13	0	102	0	0	0	480
MASSILLON	5	11	1,222	1	133	0	12	23	46	1	0	0	1,454
MAUMEE	6	3	460	0	182	0	35	19	67	2	4	4	778
MEDINA COUNTY	9	469	190	3	3	5	27	1	40	0	0	1	748
MENTOR	2	1	367	0	10	0	2	2	0	0	0	0	384
MIAMI	0	16	1,588	0	472	16	1,293	0	139	11	0	0	3,535
MIAMISBURG	1	0	280	0	121	16	4	11	37	9	44	44	523
MIDDLETOWN	14	33	825	0	56	7	18	5	70	0	0	3	1,031
MOUNT VERNON	0	4	340	0	43	0	13	18	28	0	0	0	446
NAPOLEON	2	0	128	0	36	0	1	0	12	0	0	1	180
NEW PHILADELPHIA	0	25	332	0	13	10	15	7	15	0	0	25	442
NEWTON FALLS	46	125	93	0	43	0	2	0	0	0	0	0	309
NILES	0	1	467	0	78	1	21	18	31	0	0	0	617
NORWALK	5	243	391	0	25	4	2	5	35	0	0	15	725
OAKWOOD	1	12	43	0	24	0	0	0	1	0	0	0	81
OBERLIN	0	67	170	0	25	2	9	0	5	0	0	1	279
OREGON	1	8	172	0	34	0	10	0	61	0	0	0	286
PAINESVILLE	8	3	646	0	0	0	19	1	34	0	0	0	711
PARMA	3	1	552	0	61	3	3	10	29	0	0	0	662
PERRYSBURG	0	11	503	0	23	1	11	0	66	0	0	0	615
PORT CLINTON	12	5	357	0	24	0	25	0	47	0	0	0	470
PORTAGE COUNTY-KENT	5	2	562	1	54	13	15	49	36	0	0	0	737
PORTAGE COUNTY-RAV.	6	8	887	0	121	21	27	5	65	0	0	0	1,140
PORTSMOUTH	4	0	626	0	26	1	29	2	12	0	0	16	716
ROCKY RIVER	10	554	178	0	26	17	635	2	80	0	0	0	1,502
SANDUSKY	0	20	487	0	286	8	63	0	1	0	0	11	876
SHAKER HEIGHTS	0	38	95	0	0	0	93	0	0	0	0	0	226
SHELBY	0	4	99	0	7	0	11	0	4	0	0	0	125
SIDNEY	1	2	353	0	109	2	19	0	18	0	0	0	504
SOUTH EUCLID	0	2	53	0	5	0	0	0	3	0	0	0	63
STEUBENVILLE	0	1	243	0	9	1	4	0	3	0	0	0	261
STRUTHERS	0	80	74	0	4	0	0	0	1	0	0	0	159
SYLVANIA	6	0	1,235	0	142	1	2	5	226	16	0	0	1,633
TIFFIN	6	19	211	0	78	0	10	0	5	1	1	1	331
TOLEDO	0	9	1,647	0	147	25	218	0	1,119	0	0	355	3,520
TOLEDO HOUSING	0	0	0	0	0	0	0	0	0	0	0	0	0
UPPER SANDUSKY	2	3	200	0	31	1	3	0	3	0	0	0	243
VAN WERT COUNTY	3	8	231	0	39	0	5	0	5	0	0	4	295
VANDALIA	0	12	1,078	0	338	0	61	0	191	0	0	128	1,808
VERMILION	0	1	182	0	39	2	1	0	12	0	0	1	238
WADSWORTH	7	3	187	0	0	0	16	0	29	1	16	16	259
WARREN	3	71	417	0	140	10	40	2	8	0	0	0	691
WASHINGTON C.H.	2	9	171	0	32	0	4	0	4	0	0	0	222
WAYNE COUNTY	24	28	670	0	30	0	9	0	22	0	0	0	783
WILLOUGHBY	4	0	846	0	0	0	45	0	16	0	0	2	913
WILMINGTON	5	39	384	0	64	0	20	3	3	1	0	0	519
XENIA	8	38	409	0	179	1	42	1	26	1	9	9	714
YOUNGSTOWN	0	83	476	0	69	0	40	2	54	1	0	0	725
ZANESVILLE	0	10	152	0	1	3	1	0	6	0	0	0	173

STATEWIDE 586 3,526 58,860 1,725 8,413 234 6,964 857 9,244 78 2,787 93,274

MUNICIPAL COURTS - OMVI CASES
STATEWIDE NEW CASES FILED AND TOTAL TERMINATIONS COMPARISON
1987 - 1991



MUNICIPAL COURTS
OTHER TRAFFIC OVERALL CASELOADS
1991

COURT	CASES PENDING JANUARY 1	NEW FILINGS	REACTIVATIONS AND TRANSFERS	TOTAL CASES	TOTAL TERMIN- ATIONS	% NET CASELOAD GAIN/LOSS	CASES PENDING DECEMBER 31	CASES PENDING BEYOND TIME GUIDELINES
AKRON	1,058	28,062	2,677	31,797	30,891	-14.4%	906	0
ALLIANCE	91	2,677	0	2,768	2,599	85.7%	169	0
ASHLAND	283	12,002	415	12,700	12,213	72.1%	487	1
ASHTABULA	857	9,969	368	11,194	10,275	7.2%	919	1
ATHENS	405	7,500	369	8,274	8,067	-48.9%	207	0
AUGLAIZE COUNTY	62	8,323	1	8,386	8,377	-85.5%	9	0
AVON LAKE	32	837	6	875	837	18.8%	38	0
BARBERTON	633	10,388	163	11,184	10,189	57.2%	995	0
BEDFORD	2,547	11,302	11	13,860	11,904	-23.2%	1,956	928
BELLEFONTAINE	353	9,815	0	10,168	9,928	-32.0%	240	0
BELLEVUE	46	2,200	0	2,246	2,229	-63.0%	17	0
BEREA	234	4,284	302	4,820	4,082	215.4%	738	17
BOWLING GREEN	178	8,568	0	8,746	8,458	61.8%	288	0
BRYAN	337	8,645	73	9,055	8,719	-0.3%	336	0
CAMBRIDGE	213	12,356	1	12,570	12,440	-39.0%	130	0
CAMPBELL	100	869	12	981	897	-16.0%	84	0
CANTON	605	13,787	223	14,615	13,640	61.2%	975	0
CELINA	141	3,962	0	4,103	3,980	-12.8%	123	1
CHAMPAIGN COUNTY	19	2,481	39	2,539	2,513	36.8%	26	0
CHARDON	284	9,406	182	9,872	9,666	-27.5%	206	0
CHILLICOTHE	776	11,566	47	12,389	11,637	-3.1%	752	98
CIRCLEVILLE	643	10,743	226	11,612	10,876	14.5%	736	0
CLARK COUNTY	1,584	16,253	61	17,898	15,629	43.2%	2,269	2
CLEVELAND	13,207	115,452	8,929	137,588	132,555	-61.9%	5,033	0
CLEVELAND HEIGHTS	1,112	20,579	528	22,219	20,297	72.8%	1,922	0
CLEVELAND HOUSING	0	0	0	0	0	0.0%	0	0
CONNEAUT	80	3,726	20	3,826	3,806	-75.0%	20	0
COSHOCTON	43	1,690	32	1,765	1,734	-27.9%	31	0
CRAWFORD COUNTY	144	6,271	27	6,442	6,223	52.1%	219	0
CUYAHOGA FALLS	3,309	29,826	50	33,185	30,091	-6.5%	3,094	1,201
DAYTON	406	20,654	6,403	27,463	26,578	118.0%	885	0
DEFIANCE	258	7,840	659	8,757	8,549	-19.4%	208	0
DELAWARE	790	11,668	242	12,700	12,095	-23.4%	605	0
EAST CLEVELAND	607	4,800	0	5,407	5,407	-100.0%	0	0
EAST LIVERPOOL	68	1,537	0	1,605	1,557	-29.4%	48	0
EATON	328	5,884	77	6,289	5,934	8.2%	355	0
ELYRIA	710	10,960	154	11,824	10,998	16.3%	826	0
EUCLID	265	9,557	4	9,826	9,818	-97.0%	8	0
FAIRBORN	916	13,138	471	14,525	13,208	43.8%	1,317	0
FAIRFIELD	211	3,575	81	3,867	3,497	75.4%	370	1
FINDLAY	1,075	15,028	12	16,115	15,219	-16.7%	896	74
FOSTORIA	55	2,167	39	2,261	2,174	58.2%	87	0
FRANKLIN	585	3,951	676	5,212	5,036	-69.9%	176	0
FRANKLIN COUNTY	34,195	120,770	22,574	177,539	150,709	-21.5%	26,830	0
FREMONT	226	5,686	164	6,076	5,807	19.0%	269	0
GALLIPOLIS	1,998	7,215	130	9,343	8,799	-72.8%	544	0
GARFIELD HEIGHTS	212	5,336	330	5,878	5,658	3.8%	220	0
GIRARD	594	8,129	238	8,961	8,294	12.3%	667	0
HAMILTON	463	10,815	231	11,509	10,923	26.6%	586	0
HAMILTON COUNTY	3,908	147,341	19,942	171,191	169,196	-49.0%	1,995	0
HARDIN COUNTY	253	3,999	544	4,796	3,965	228.5%	831	0
HILLSBORO	134	3,654	0	3,788	3,624	22.4%	164	0
HOCKING COUNTY	266	4,307	78	4,651	4,445	-22.6%	206	0
HURON	87	2,135	9	2,231	2,154	-11.5%	77	0
IRONTON	175	4,818	141	5,134	4,757	115.4%	377	0
JACKSON COUNTY	696	8,880	0	9,576	8,429	64.8%	1,147	0
KETTERING	333	15,328	122	15,783	15,355	28.5%	428	0
LAKEWOOD	528	11,673	25	12,226	11,889	-36.2%	337	0
LANCASTER	446	14,030	202	14,678	13,938	65.9%	740	0
LAWRENCE COUNTY	316	5,655	26	5,997	5,296	121.8%	701	0
LEBANON	91	3,818	0	3,909	3,689	141.8%	220	0

MUNICIPAL COURTS
OTHER TRAFFIC OVERALL CASELOADS (continued)
1991

COURT	CASES PENDING JANUARY 1	NEW FILINGS	REACTIVATIONS AND TRANSFERS	TOTAL CASES	TOTAL TERMIN- ATIONS	% NET CASELOAD GAIN/LOSS	CASES PENDING DECEMBER 31	CASES PENDING BEYOND TIME GUIDELINES
LICKING COUNTY	311	12,379	1,227	13,917	13,460	46.9%	457	0
LIMA	1,736	14,790	25	16,551	10,177	267.2%	6,374	23
LORAIN	826	4,740	0	5,566	4,953	-25.8%	613	0
LYNDHURST	187	17,520	547	18,254	17,559	271.7%	695	0
MADISON COUNTY	317	7,648	0	7,965	7,416	73.2%	549	0
MANSFIELD	153	20,035	111	20,299	19,050	716.3%	1,249	0
MARIETTA	273	10,020	23	10,316	9,784	94.9%	532	0
MARION COUNTY	418	12,471	654	13,543	12,758	87.8%	785	0
MARYSVILLE	253	8,168	228	8,649	7,895	198.0%	754	0
MASON	2,255	3,719	138	6,112	5,756	-84.2%	356	0
MASSILLON	537	14,085	77	14,699	13,488	125.5%	1,211	0
MAUMEE	1,612	12,321	537	14,470	13,182	-20.1%	1,288	2
MEDINA COUNTY	948	12,044	71	13,063	12,388	-28.8%	675	8
MENTOR	297	7,524	0	7,821	7,532	-2.7%	289	0
MIAMI	967	17,524	0	18,491	18,200	-69.9%	291	0
MIAMISBURG	328	7,457	342	8,127	7,786	4.0%	341	1
MIDDLETOWN	206	7,546	562	8,314	7,892	104.9%	422	0
MOUNT VERNON	295	6,351	33	6,679	6,414	-10.2%	265	0
NAPOLEON	117	4,868	0	4,985	4,803	55.6%	182	0
NEW PHILADELPHIA	1,278	10,101	0	11,379	9,461	50.1%	1,918	84
NEWTON FALLS	484	6,625	0	7,109	6,757	-27.3%	352	0
NILES	757	1,636	247	2,640	2,528	-85.2%	112	0
NORWALK	352	11,166	308	11,826	11,412	17.6%	414	0
OAKWOOD	298	2,523	17	2,838	2,838	-100.0%	0	0
OBERLIN	518	5,851	3	6,372	5,429	82.0%	943	0
OREGON	69	2,305	311	2,685	2,594	31.9%	91	0
PAINESVILLE	325	10,655	369	11,349	11,117	-28.6%	232	1
PARMA	188	10,616	502	11,306	11,101	9.0%	205	0
PERRYSBURG	397	11,360	32	11,789	11,443	-12.8%	346	0
PORT CLINTON	228	3,736	368	4,332	4,122	-7.9%	210	5
PORTAGE COUNTY-KENT	242	7,471	28	7,741	7,521	-9.1%	220	0
PORTAGE COUNTY-RAV.	430	16,398	19	16,847	15,946	109.5%	901	0
PORTSMOUTH	476	7,993	187	8,656	8,399	-46.0%	257	0
ROCKY RIVER	582	14,472	1,696	16,750	16,129	6.7%	621	0
SANDUSKY	1,584	7,108	14	8,706	6,572	34.7%	2,134	0
SHAKER HEIGHTS	5,776	12,651	753	19,180	18,066	-80.7%	1,114	0
SHELBY	11	1,133	5	1,149	1,149	-100.0%	0	0
SIDNEY	190	6,957	104	7,251	6,950	58.4%	301	0
SOUTH EUCLID	125	2,688	94	2,907	2,802	-16.0%	105	0
STEUBENVILLE	862	2,637	0	3,499	2,987	-40.6%	512	0
STRUTHERS	234	2,138	5	2,377	2,254	-47.4%	123	1
SYLVANIA	85	7,916	1,254	9,255	8,968	237.6%	287	0
TIFFIN	141	4,821	69	5,031	4,864	18.4%	167	0
TOLEDO	3,953	28,960	7,587	40,500	38,717	-54.9%	1,783	122
TOLEDO HOUSING	0	0	0	0	0	0.0%	0	0
UPPER SANDUSKY	257	8,556	190	9,003	8,566	70.0%	437	0
VAN WERT COUNTY	123	7,594	43	7,760	7,721	-68.3%	39	0
VANDALIA	1,571	15,973	1,002	18,546	17,766	-50.4%	780	0
VERMILION	94	3,024	175	3,293	3,158	43.6%	135	3
WADSWORTH	244	6,423	222	6,889	6,566	32.4%	323	0
WARREN	607	6,558	61	7,226	6,636	-2.8%	590	169
WASHINGTON C.H.	77	3,180	90	3,347	3,208	80.5%	139	0
WAYNE COUNTY	497	13,107	23	13,627	13,069	12.3%	558	0
WILLOUGHBY	2,227	11,767	2	13,996	12,407	-28.6%	1,589	0
WILMINGTON	693	13,357	1	14,051	13,369	-1.6%	682	0
XENIA	866	10,838	20	11,724	11,010	-17.6%	714	23
YOUNGSTOWN	402	9,629	1,110	11,141	10,673	16.4%	468	0
ZANESVILLE	305	2,246	1	2,552	2,552	-100.0%	0	0

STATEWIDE	120,155	1,391,266	89,823	1,601,244	1,499,069	-15.0%	102,175	2,766
-----------	---------	-----------	--------	-----------	-----------	--------	---------	-------

MUNICIPAL COURTS
OTHER TRAFFIC TERMINATIONS
1991

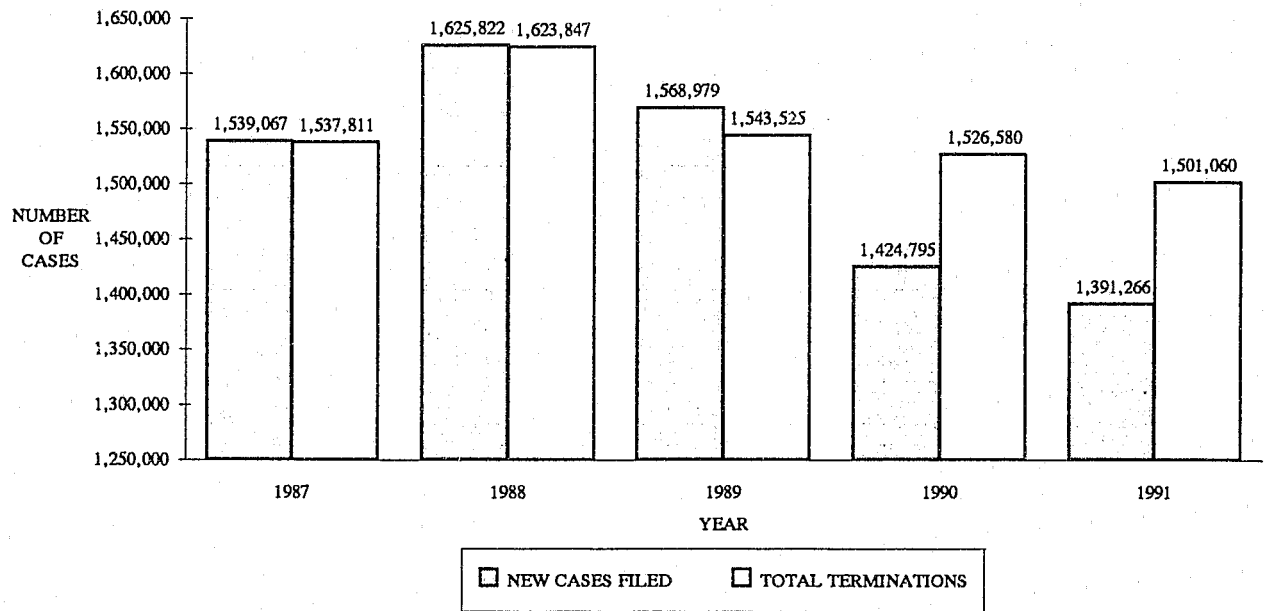
COURT	JURY TRIAL	COURT TRIAL	GUILTY/NO CONTEST TO ORIGINAL CHARGE		GUILTY/NO CONTEST TO REDUCED	DISMISSAL FOR LACK OF SPEEDY TRIAL	OTHER DISMISSALS	VIOLATIONS BUREAU	TRANS-FERRED OUT	UNAVAIL-ABILITY OF ACCUSED	BANKRUPTCY		OTHER TERMINATIONS
			JUDGE	REFEREE							STAY/INTER-LOCUTORY APPEAL	TERMINATIONS	
AKRON	1	18	887	14,195	70	0	72	13,023	15	2,419	185	6	
ALLIANCE	0	17	1,229	0	0	2	10	1,338	0	3	0	0	
ASHLAND	2	61	3,573	0	58	0	50	7,862	0	601	0	6	
ASHTABULA	0	29	2,299	0	42	4	2,780	4,467	59	595	0	0	
ATHENS	0	99	1,008	0	119	0	1,147	5,170	0	524	0	0	
AUGLAIZE COUNTY	0	78	857	60	33	8	235	6,597	0	320	0	189	
AVON LAKE	2	47	336	0	30	0	24	390	0	8	0	0	
BARBERTON	0	102	4,972	0	46	0	317	4,490	3	241	18	0	
BEDFORD	19	513	2,570	4,165	347	0	1,027	2,687	18	6	0	552	
BELLEFONTAINE	0	123	1,218	0	13	1	876	7,372	1	316	8	0	
BELLEVUE	0	12	378	0	10	2	15	1,764	0	48	0	0	
BEREA	0	62	1,871	0	14	34	247	1,782	0	1	0	71	
BOWLING GREEN	2	43	3,081	483	9	1	421	4,325	2	85	6	0	
BRYAN	0	59	1,541	0	26	1	167	4,383	0	2,542	0	0	
CAMBRIDGE	0	190	2,091	0	12	3	239	7,583	1	2,214	0	107	
CAMPBELL	0	21	579	0	9	0	30	217	0	41	0	0	
CANTON	8	94	2,494	4,272	52	0	912	5,102	18	688	0	0	
CELINA	0	57	2,243	0	12	3	343	1,310	0	12	0	0	
CHAMPAIGN COUNTY	0	28	1,210	0	10	0	343	505	0	17	0	0	
CHARDON	0	100	2,993	0	63	0	76	6,144	0	146	0	144	
CHILLICOTHE	6	62	1,089	0	10	77	193	8,818	5	1,376	1	0	
CIRCLEVILLE	2	158	1,750	0	23	1	1,228	6,798	0	649	0	267	
CLARK COUNTY	0	61	758	4,523	79	1	1,324	5,217	0	3,666	0	0	
CLEVELAND	15	752	5,796	35,555	639	0	6,776	49,620	82	29,361	0	3,959	
CLEVELAND HEIGHTS	0	250	211	2,675	10	0	4,991	10,087	1	2,059	3	10	
CLEVELAND HOUSING	0	0	0	0	0	0	0	0	0	0	0	0	
CONNEAUT	0	12	364	18	7	0	29	3,258	0	118	0	0	
COSHOCOTON	0	34	413	0	0	0	82	1,146	13	36	4	6	
CRAWFORD COUNTY	2	24	605	0	18	0	782	4,438	7	345	0	2	
CUYAHOGA FALLS	1	616	637	10,697	376	0	717	16,454	2	98	0	493	
DAYTON	0	65	2,198	8,028	257	6	383	8,458	2,558	4,584	0	41	
DEFIANCE	5	82	4,457	0	70	3	1,494	1,675	81	676	0	6	
DELAWARE	0	56	384	699	29	0	581	9,516	1	817	0	12	
EAST CLEVELAND	0	736	2,259	686	14	31	165	1,022	0	378	2	114	
EAST LIVERPOOL	1	23	1,149	0	19	2	66	254	0	43	0	0	
EATON	1	50	1,167	0	8	2	275	4,077	10	344	0	0	
ELYRIA	0	145	1,067	404	112	7	467	8,132	24	597	43	0	
EUCLID	0	19	3,719	0	0	0	80	5,855	0	145	0	0	
FAIRBORN	1	237	3,927	0	102	8	243	8,017	9	664	0	0	
FAIRFIELD	1	47	1,511	0	94	0	144	1,565	0	107	28	0	
FINDLAY	4	124	2,473	0	69	3	2,112	7,985	0	2,271	0	178	
FOSTORIA	0	30	636	0	21	0	159	1,245	0	70	12	1	
FRANKLIN	0	57	993	1	68	0	428	1,270	9	1,518	148	544	
FRANKLIN COUNTY	4	333	5,842	11,438	1,091	4	4,586	73,842	1,087	47,829	0	4,653	
FREMONT	2	69	1,254	0	31	17	458	3,710	0	262	0	4	
GALLIPOLIS	0	317	187	0	112	0	533	7,037	0	478	0	135	
GARFIELD HEIGHTS	6	280	2,006	0	58	0	85	2,774	34	414	0	1	
GIRARD	0	0	3,431	0	85	0	563	3,788	0	427	0	0	
HAMILTON	0	76	2,004	1,491	2	89	380	5,530	14	1,337	0	0	
HAMILTON COUNTY	1	1,291	3,954	21,418	12	3	4,692	106,941	69	28,106	0	2,709	
HARDIN COUNTY	2	69	956	0	28	0	770	1,779	6	344	0	11	
HILLSBORO	7	0	933	0	1	1	119	2,477	3	63	0	20	
HOCKING COUNTY	0	29	310	0	0	0	603	3,237	1	263	2	0	
HURON	0	22	506	0	7	0	180	969	0	470	0	0	
IRONTON	0	0	475	1,710	0	0	90	2,286	25	147	24	0	
JACKSON COUNTY	3	80	1,324	0	41	9	109	6,852	11	0	0	0	
KETTERING	2	152	3,055	0	151	104	133	11,713	7	28	0	10	
LAKEWOOD	0	207	2,253	0	7	0	904	8,254	1	150	0	113	
LANCASTER	1	56	2,018	0	16	0	1,859	9,822	21	143	1	1	
LAWRENCE COUNTY	0	0	909	244	275	5	575	3,192	44	52	0	0	
LEBANON	8	3	1,415	1	56	0	361	1,657	0	188	0	0	

MUNICIPAL COURTS
OTHER TRAFFIC TERMINATIONS (continued)
1991

COURT	JURY TRIAL	COURT TRIAL	GUILTY/NO CONTEST TO ORIGINAL CHARGE		GUILTY/NO CONTEST TO REDUCED SPEEDY TRIAL	DISMISSAL FOR LACK OF SPEEDY TRIAL	OTHER DISMISSALS	VIOLATIONS BUREAU	TRANSFERRED OUT	UNAVAILABILITY OF ACCUSED	BANKRUPTCY	
			JUDGE	REFEREE							STAY/INTER-LOCUTORY APPEAL	OTHER TERMINATIONS
LICKING COUNTY	1	199	3,006	0	1	1	67	8,853	4	1,328	0	0
LIMA	0	99	1,523	2,605	148	94	2,053	3,633	22	0	0	0
LORAIN	1	52	2,861	0	20	2	183	1,800	0	34	0	0
LYNDHURST	5	184	6,183	0	15	0	1,021	9,332	1	690	53	75
MADISON COUNTY	0	153	475	0	0	0	102	6,086	0	0	0	0
MANSFIELD	0	86	663	5,183	166	40	3,835	8,767	7	285	0	18
MARIETTA	2	91	1,366	0	13	0	583	7,094	2	633	0	0
MARION COUNTY	2	82	2,626	0	28	0	1,305	7,899	0	806	0	10
MARYSVILLE	1	64	590	0	11	0	206	6,806	0	217	0	0
MASON	3	78	2,653	0	22	4	338	2,467	0	191	0	0
MASSILLON	0	32	3,327	1,426	108	0	871	7,293	14	417	0	0
MAUMEE	1	93	1,868	0	271	0	125	8,779	0	899	110	1,036
MEDINA COUNTY	0	578	728	2,850	8	2	1,046	6,523	2	648	0	3
MENTOR	2	25	2,644	0	26	0	64	4,733	14	24	0	0
MIAMI	3	66	2,665	0	382	25	1,124	13,109	0	738	88	0
MIAMISBURG	0	98	1,104	586	41	64	64	5,302	7	339	0	181
MIDDLETOWN	0	114	2,520	15	170	23	278	4,256	0	476	0	40
MOUNT VERNON	0	65	827	0	4	0	505	4,580	22	411	0	0
NAPOLEON	0	29	731	2	15	5	22	3,549	0	204	0	246
NEW PHILADELPHIA	0	74	970	0	10	6	71	7,409	56	42	0	823
NEWTON FALLS	118	201	3,773	0	105	0	109	2,445	6	0	0	0
NILES	0	13	1,046	0	4	0	153	570	28	111	0	603
NORWALK	0	374	1,427	0	20	0	56	9,073	4	456	0	2
OAKWOOD	0	240	616	0	21	0	68	1,820	0	73	0	0
OBERLIN	0	14	1,107	0	25	0	137	4,125	0	14	0	7
OREGON	0	40	1,374	0	74	3	112	709	0	281	0	1
PAINESVILLE	1	113	2,695	0	31	1	178	7,550	1	540	0	7
PARMA	1	17	1,050	2,940	255	15	66	5,890	5	861	0	1
PERRYSBURG	0	36	2,165	0	36	22	40	8,156	0	988	0	0
PORT CLINTON	2	54	994	0	5	0	296	2,534	33	204	0	0
PORTAGE COUNTY-KENT	0	33	644	1,286	253	66	61	5,061	19	93	4	1
PORTAGE COUNTY-RAV.	1	41	644	1,271	415	82	164	13,112	6	210	0	0
PORTSMOUTH	0	6	1,193	0	0	5	144	6,564	1	468	0	18
ROCKY RIVER	0	639	1,110	5,018	94	147	1,082	7,134	0	905	0	0
SANDUSKY	0	70	1,743	0	69	10	699	3,915	0	0	0	66
SHAKER HEIGHTS	0	271	1,629	2,100	7	0	6,167	6,104	0	1,296	125	367
SHELBY	0	9	624	0	3	0	156	319	1	37	0	0
SIDNEY	0	49	630	0	77	2	511	5,362	0	296	0	23
SOUTH EUCLID	1	51	1,218	0	12	2	61	1,325	0	132	0	0
STEUBENVILLE	0	7	592	0	0	9	175	1,714	0	490	0	0
STRUTHERS	0	152	642	0	13	0	124	1,321	0	2	0	0
SYLVANIA	0	32	3,104	0	188	5	1,305	3,674	0	614	46	0
TIFFIN	1	65	1,038	0	26	0	283	3,372	8	71	0	0
TOLEDO	1	85	6,465	2,482	557	388	4,119	13,821	0	9,582	0	1,217
TOLEDO HOUSING	0	0	0	0	0	0	0	0	0	0	0	0
UPPER SANDUSKY	1	68	1,809	0	1	8	894	5,273	0	512	0	0
VAN WERT COUNTY	3	45	839	0	4	11	90	6,322	10	8	0	389
VANDALIA	0	56	2,388	1,532	182	0	1,653	9,726	22	1,512	0	695
VERMILION	0	27	1,111	0	41	16	210	1,666	0	86	0	1
WADSWORTH	0	45	583	0	25	0	642	4,495	0	656	0	120
WARREN	1	70	2,790	0	41	165	100	3,392	0	77	0	0
WASHINGTON C.H.	5	47	542	0	12	0	76	2,392	0	133	0	1
WAYNE COUNTY	0	296	1,567	0	0	0	556	10,590	0	60	0	0
WILLOUGHBY	2	37	4,609	0	4	0	379	5,944	0	192	0	1,240
WILMINGTON	0	169	1,971	0	69	0	257	6,464	3	4,069	367	0
XENIA	3	85	2,276	1	73	2	161	7,096	1	178	1	1,133
YOUNGSTOWN	2	412	6,035	0	5	0	1,655	793	42	1,728	1	0
ZANESVILLE	0	104	1,092	0	0	0	49	1,269	0	26	0	12

STATEWIDE 273 14,712 212,290 152,060 9,179 1,657 85,901 817,640 4,583 176,793 1,280 22,701

**MUNICIPAL COURTS - OTHER TRAFFIC CASES
STATEWIDE NEW CASES FILED AND TOTAL TERMINATIONS COMPARISON
1987 - 1991**



MUNICIPAL COURTS
PERSONAL INJURY AND PROPERTY DAMAGE OVERALL CASELOADS
1991

COURT	CASES PENDING JANUARY 1	NEW FILINGS	REACTIVATIONS AND TRANSFERS	TOTAL CASES	TOTAL TERMIN- ATIONS	% NET CASELOAD GAIN/LOSS	CASES PENDING DECEMBER 31	CASES PENDING BEYOND TIME GUIDELINES
AKRON	154	597	100	851	620	50.0%	231	0
ALLIANCE	46	63	0	109	65	-4.3%	44	0
ASHLAND	19	46	2	67	50	-10.5%	17	0
ASHTABULA	24	53	1	78	49	20.8%	29	1
ATHENS	22	45	3	70	54	-27.3%	16	0
AUGLAIZE COUNTY	2	18	0	20	12	300.0%	8	0
AVON LAKE	7	9	0	16	13	-57.1%	3	0
BARBERTON	57	79	0	136	81	-3.5%	55	0
BEDFORD	95	105	1	201	138	-33.7%	63	0
BELLEFONTAINE	12	40	0	52	43	-25.0%	9	0
BELLEVUE	5	13	0	18	16	-60.0%	2	0
BEREA	24	76	1	101	61	66.7%	40	1
BOWLING GREEN	21	61	3	85	62	9.5%	23	0
BRYAN	9	30	7	46	26	122.2%	20	0
CAMBRIDGE	12	32	1	45	39	-50.0%	6	1
CAMPBELL	8	11	0	19	14	-37.5%	5	0
CANTON	144	286	8	438	256	26.4%	182	0
CELINA	7	34	0	41	24	142.9%	17	0
CHAMPAIGN COUNTY	13	27	0	40	26	7.7%	14	0
CHARDON	23	48	0	71	45	13.0%	26	0
CHILLICOTHE	40	61	6	107	73	-15.0%	34	6
CIRCLEVILLE	2	27	0	29	27	0.0%	2	0
CLARK COUNTY	178	266	4	448	279	-5.1%	169	0
CLEVELAND	923	1,597	4	2,524	1,878	-30.0%	646	1
CLEVELAND HEIGHTS	37	71	0	108	83	-32.4%	25	0
CLEVELAND HOUSING	0	0	0	0	0	0.0%	0	0
CONNEAUT	2	4	0	6	4	0.0%	2	0
COSHOCTON	6	18	2	26	21	-16.7%	5	0
CRAWFORD COUNTY	5	24	1	30	25	0.0%	5	0
CUYAHOGA FALLS	125	161	13	299	188	-11.2%	111	0
DAYTON	245	613	5	863	579	15.9%	284	0
DEFIANCE	21	53	1	75	60	-28.6%	15	0
DELAWARE	2	43	2	47	35	500.0%	12	0
EAST CLEVELAND	34	24	1	59	59	-100.0%	0	0
EAST LIVERPOOL	7	16	0	23	16	0.0%	7	0
EATON	8	26	0	34	19	87.5%	15	0
ELYRIA	61	170	7	238	166	18.0%	72	0
EUCLID	10	61	0	71	60	10.0%	11	0
FAIRBORN	14	86	0	100	65	150.0%	35	0
FAIRFIELD	10	18	0	28	17	10.0%	11	0
FINDLAY	45	106	0	151	89	37.8%	62	0
FOSTORIA	11	33	0	44	32	9.1%	12	0
FRANKLIN	27	55	0	82	42	48.1%	40	0
FRANKLIN COUNTY	420	2,081	86	2,587	2,267	-23.8%	320	0
FREMONT	17	49	3	69	52	0.0%	17	0
GALLIPOLIS	13	37	0	50	44	-53.8%	6	0
GARFIELD HEIGHTS	57	106	1	164	100	12.3%	64	0
GIRARD	32	73	0	105	75	-6.3%	30	0
HAMILTON	267	157	0	424	215	-21.7%	209	0
HAMILTON COUNTY	387	1,619	462	2,468	1,811	69.8%	657	0
HARDIN COUNTY	32	18	0	50	28	-31.3%	22	0
HILLSBORO	0	0	0	0	0	0.0%	0	0
HOCKING COUNTY	7	5	0	12	10	-71.4%	2	0
HURON	2	6	0	8	8	-100.0%	0	0
IRONTON	4	11	1	16	10	50.0%	6	0
JACKSON COUNTY	25	24	0	49	35	-44.0%	14	0
KETTERING	41	99	5	145	99	12.2%	46	0
LAKEWOOD	23	65	1	89	59	30.4%	30	0
LANCASTER	42	109	6	157	123	-19.0%	34	0
LAWRENCE COUNTY	6	20	1	27	20	16.7%	7	0
LEBANON	8	9	0	17	11	-25.0%	6	0

MUNICIPAL COURTS
PERSONAL INJURY AND PROPERTY DAMAGE OVERALL CASELOADS (continued)
1991

COURT	CASES PENDING JANUARY 1	NEW FILINGS	REACTIVATIONS AND TRANSFERS	TOTAL CASES	TOTAL TERMIN- ATIONS	% NET CASELOAD GAIN/LOSS	CASES PENDING DECEMBER 31	CASES PENDING BEYOND TIME GUIDELINES
LICKING COUNTY	50	136	11	197	152	-10.0%	45	0
LIMA	130	191	6	327	164	25.4%	163	2
LORAIN	101	109	0	210	124	-14.9%	86	0
LYNDHURST	19	39	1	59	53	-68.4%	6	0
MADISON COUNTY	3	0	0	3	3	-100.0%	0	0
MANSFIELD	96	162	2	260	194	-31.3%	66	0
MARIETTA	0	1	0	1	0	-	1	0
MARION COUNTY	44	84	3	131	93	-13.6%	38	0
MARYSVILLE	7	10	0	17	14	-57.1%	3	0
MASON	6	13	4	23	15	33.3%	8	0
MASSILLON	70	165	5	240	159	15.7%	81	0
MAUMEE	11	32	0	43	32	0.0%	11	0
MEDINA COUNTY	27	71	4	102	72	11.1%	30	3
MENTOR	44	36	0	80	73	-84.1%	7	0
MIAMI	67	82	0	149	88	-9.0%	61	0
MIAMISBURG	44	81	0	125	83	-4.5%	42	0
MIDDLETOWN	65	131	4	200	132	4.6%	68	0
MOUNT VERNON	12	33	2	47	32	25.0%	15	0
NAPOLEON	4	21	0	25	21	0.0%	4	0
NEW PHILADELPHIA	20	65	39	124	55	245.0%	69	0
NEWTON FALLS	10	20	0	30	25	-50.0%	5	0
NILES	25	73	1	99	71	12.0%	28	0
NORWALK	9	24	0	33	27	-33.3%	6	0
OAKWOOD	0	0	0	0	0	0.0%	0	0
OBERLIN	1	8	1	10	2	700.0%	8	0
OREGON	6	21	0	27	20	16.7%	7	0
PAINESVILLE	53	54	11	118	88	-43.4%	30	0
PARMA	56	125	6	187	137	-10.7%	50	0
PERRYSBURG	23	37	2	62	50	-47.8%	12	0
PORT CLINTON	6	31	1	38	26	100.0%	12	1
PORTAGE COUNTY-KENT	5	13	0	18	18	-100.0%	0	0
PORTAGE COUNTY-RAV.	39	82	1	122	84	-2.6%	38	0
PORTSMOUTH	34	68	0	102	60	23.5%	42	0
ROCKY RIVER	39	70	3	112	90	-42.6%	22	0
SANDUSKY	38	69	1	108	75	-13.2%	33	0
SHAKER HEIGHTS	26	72	3	101	72	11.5%	29	0
SHELBY	0	0	0	0	0	0.0%	0	0
SIDNEY	21	47	5	73	51	4.8%	22	0
SOUTH EUCLID	8	28	9	45	24	162.5%	21	0
STUEBENVILLE	8	4	0	12	5	-12.5%	7	0
STRUTHERS	7	1	0	8	4	-42.9%	4	0
SYLVANIA	26	58	0	84	48	38.5%	36	0
TIFFIN	10	33	3	46	27	90.0%	19	0
TOLEDO	990	1,625	82	2,697	1,605	10.3%	1,092	19
TOLEDO HOUSING	0	0	0	0	0	0.0%	0	0
UPPER SANDUSKY	2	6	0	8	4	100.0%	4	0
VAN WERT COUNTY	10	17	0	27	17	0.0%	10	0
VANDALIA	69	63	0	132	49	20.3%	83	0
VERMILION	3	13	1	17	12	66.7%	5	0
WADSWORTH	4	13	0	17	13	0.0%	4	0
WARREN	189	207	28	424	329	-49.7%	95	0
WASHINGTON C.H.	14	29	0	43	31	-14.3%	12	0
WAYNE COUNTY	34	64	1	99	65	0.0%	34	24
WILLOUGHBY	38	98	2	138	91	23.7%	47	0
WILMINGTON	15	47	0	62	45	13.3%	17	0
XENIA	22	27	0	49	28	-4.5%	21	0
YOUNGSTOWN	135	262	53	450	373	-43.0%	77	0
ZANESVILLE	6	75	0	81	80	-83.3%	1	0

STATEWIDE	6,701	14,640	1,034	22,375	16,513	-12.8%	5,862	59
-----------	-------	--------	-------	--------	--------	--------	-------	----

MUNICIPAL COURTS
PERSONAL INJURY AND PROPERTY DAMAGE TERMINATIONS
1991

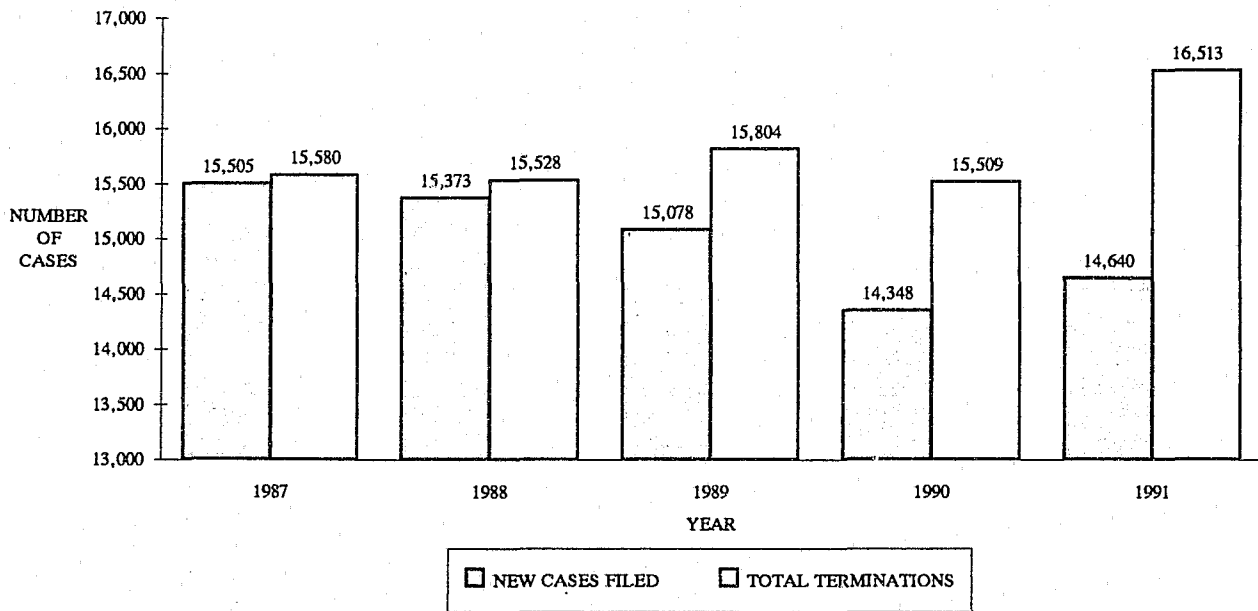
COURT	JURY TRIAL	COURT TRIAL	DEFAULT HEARING BY JUDGE	DEFAULT HEARING BY REFEREE	DISMISSAL FOR WANT OF PROSECUTION	OTHER DISMISSALS	TRANSFERRED OUT	PRIVATE JUDGE REFERRAL	BANKRUPTCY STAY/INTERLOCUTORY APPEAL	OTHER TERMINATIONS	TOTAL TERMINATIONS
AKRON	0	46	393	0	60	105	6	0	6	4	620
ALLIANCE	0	0	46	0	0	19	0	0	0	0	65
ASHLAND	0	4	23	0	0	21	2	0	0	0	50
ASHTABULA	0	2	26	0	0	15	0	0	2	4	49
ATHENS	0	9	14	0	8	10	0	0	3	10	54
AUGLAIZE COUNTY	0	2	5	0	1	2	0	0	0	2	12
AVON LAKE	0	1	7	0	0	5	0	0	0	0	13
BARBERTON	1	5	40	0	0	19	0	0	0	16	81
BEDFORD	0	0	64	0	2	38	1	0	0	33	138
BELLEVUE	0	6	15	2	1	12	1	0	4	2	43
BELLEFONTAINE	0	2	9	0	2	2	1	0	0	0	16
BEREA	1	1	27	0	4	27	0	0	1	0	61
BOWLING GREEN	1	8	28	0	2	23	0	0	0	0	62
BRYAN	0	2	14	0	0	7	2	0	1	0	26
CAMBRIDGE	0	3	12	0	0	19	3	0	2	0	39
CAMPBELL	0	0	12	0	0	2	0	0	0	0	14
CANTON	7	11	150	0	0	80	0	0	0	8	256
CELINA	1	3	8	0	0	12	0	0	0	0	24
CHAMPAIGN COUNTY	0	1	13	0	2	6	0	0	0	4	26
CHARDON	0	3	16	0	6	7	0	0	2	11	45
CHILLICOTHE	0	11	39	0	4	13	2	0	1	3	73
CIRCLEVILLE	0	0	17	0	0	10	0	0	0	0	27
CLARK COUNTY	0	23	128	2	0	112	10	0	4	0	279
CLEVELAND	3	58	4	970	1	614	60	0	9	159	1,878
CLEVELAND HEIGHTS	0	6	39	4	1	33	0	0	0	0	83
CLEVELAND HOUSING	0	0	0	0	0	0	0	0	0	0	0
CONNEAUT	0	0	3	0	0	1	0	0	0	0	4
COSHOCTON	0	1	10	0	2	7	0	0	0	1	21
CRAWFORD COUNTY	0	0	13	0	2	7	1	0	2	0	25
CUYAHOGA FALLS	0	26	68	6	0	41	0	0	0	47	188
DAYTON	0	7	348	0	92	97	0	0	1	34	579
DEFIANCE	0	4	29	0	5	22	0	0	0	0	60
DELAWARE	0	3	15	0	8	7	0	0	1	1	35
EAST CLEVELAND	0	8	37	9	2	3	0	0	0	0	59
EAST LIVERPOOL	0	2	13	0	1	0	0	0	0	0	16
EATON	0	0	16	0	1	2	0	0	0	0	19
ELYRIA	0	2	0	86	10	47	2	0	2	17	166
EUCLID	0	5	39	0	0	15	1	0	0	0	60
FAIRBORN	1	8	7	28	3	17	0	0	1	0	65
FAIRFIELD	0	2	5	0	1	9	0	0	0	0	17
FINDLAY	0	7	35	0	8	29	2	0	2	6	89
FOSTORIA	0	0	23	0	1	7	1	0	0	0	32
FRANKLIN	0	0	13	18	0	11	0	0	0	0	42
FRANKLIN COUNTY	1	49	1,338	0	0	399	0	0	24	456	2,267
FREMONT	1	0	32	0	5	10	0	0	0	4	52
GALLIPOLIS	0	4	22	0	2	13	0	0	0	3	44
GARFIELD HEIGHTS	1	8	46	3	0	39	1	0	2	0	100
GIRARD	0	7	30	0	1	10	7	0	0	20	75
HAMILTON	0	3	62	133	0	17	0	0	0	0	215
HAMILTON COUNTY	1	33	1,588	0	155	0	11	0	0	23	1,811
HARDIN COUNTY	0	2	24	0	0	2	0	0	0	0	28
HILLSBORO	0	0	0	0	0	0	0	0	0	0	0
HOCKING COUNTY	0	1	7	0	0	2	0	0	0	0	10
HURON	0	0	0	0	0	8	0	0	0	0	8
IRONTON	0	0	8	0	0	2	0	0	0	0	10
JACKSON COUNTY	0	0	29	0	3	3	0	0	0	0	35
KETTERING	0	1	47	0	11	39	0	0	1	0	99
LAKEWOOD	0	3	24	0	1	30	0	0	1	0	59
LANCASTER	0	10	66	0	0	25	3	0	4	15	123
LAWRENCE COUNTY	0	0	9	2	3	3	0	0	3	0	20
LEBANON	0	0	8	0	0	2	1	0	0	0	11

MUNICIPAL COURTS
PERSONAL INJURY AND PROPERTY DAMAGE TERMINATIONS (continued)
1991

COURT	JURY TRIAL	COURT TRIAL	DEFAULT HEARING BY JUDGE	DEFAULT HEARING BY REFEREE	DISMISSAL FOR WANT OF PROSECUTION	OTHER DISMISSALS	TRANSFERRED OUT	PRIVATE JUDGE REFERRAL	BANKRUPTCY STAY/INTERLOCUTORY APPEAL	OTHER TERMINATIONS	TOTAL TERMINATIONS
LICKING COUNTY	0	7	90	0	6	39	1	0	1	8	152
LIMA	0	2	64	1	26	58	2	0	0	11	164
LORAIN	0	1	3	67	4	48	1	0	0	0	124
LYNDHURST	0	4	19	0	0	27	3	0	0	0	53
MADISON COUNTY	0	0	0	0	0	3	0	0	0	0	3
MANSFIELD	3	9	95	0	16	50	11	0	2	8	194
MARIETTA	0	0	0	0	0	0	0	0	0	0	0
MARION COUNTY	0	3	49	0	8	32	1	0	0	0	93
MARYSVILLE	0	3	2	0	3	4	0	0	2	0	14
MASON	1	1	5	1	0	3	4	0	0	0	15
MASSILLON	0	5	91	0	0	55	3	3	0	2	159
MAUMEE	0	0	19	0	2	8	2	0	0	1	32
MEDINA COUNTY	0	0	44	5	2	18	2	0	0	1	72
MENTOR	0	1	48	0	0	23	0	0	1	0	73
MIAMI	0	2	48	1	0	34	0	0	0	3	88
MIAMISBURG	0	12	36	1	6	19	2	6	1	0	83
MIDDLETOWN	0	12	0	60	31	21	6	0	2	0	132
MOUNT VERNON	0	2	19	0	3	7	1	0	0	0	32
NAPOLEON	0	0	9	0	4	0	0	0	4	4	21
NEW PHILADELPHIA	0	2	23	1	2	21	0	0	6	0	55
NEWTON FALLS	0	10	15	0	0	0	0	0	0	0	25
NILES	0	12	37	0	0	18	3	0	1	0	71
NORWALK	0	0	21	0	0	5	0	0	1	0	27
OAKWOOD	0	0	0	0	0	0	0	0	0	0	0
OBERLIN	0	0	1	0	0	1	0	0	0	0	2
OREGON	0	1	11	0	0	8	0	0	0	0	20
PAINESVILLE	0	5	31	5	2	20	0	0	0	25	88
PARMA	1	8	103	0	3	5	1	0	0	16	137
PERRYSBURG	0	2	17	0	5	22	1	0	0	3	50
PORT CLINTON	0	0	16	0	2	8	0	0	0	0	26
PORTAGE COUNTY-KENT	0	2	5	0	1	5	0	0	1	4	18
PORTAGE COUNTY-RAV.	0	6	39	0	3	21	1	0	3	11	84
PORTSMOUTH	0	6	27	0	0	19	1	0	1	6	60
ROCKY RIVER	0	14	29	0	4	39	4	0	0	0	90
SANDUSKY	0	14	35	0	0	23	2	0	0	1	75
SHAKER HEIGHTS	0	2	35	0	2	33	0	0	0	0	72
SHELBY	0	0	0	0	0	0	0	0	0	0	0
SIDNEY	0	4	17	0	8	17	0	0	1	4	51
SOUTH EUCLID	0	1	9	0	1	13	0	0	0	0	24
STEUBENVILLE	0	0	0	0	3	2	0	0	0	0	5
STRUTHERS	0	3	1	0	0	0	0	0	0	0	4
SYLVANIA	0	0	25	0	1	22	0	0	0	0	48
TIFFIN	0	3	17	0	1	5	0	0	0	1	27
TOLEDO	1	33	790	0	102	533	0	0	12	134	1,605
TOLEDO HOUSING	0	0	0	0	0	0	0	0	0	0	0
UPPER SANDUSKY	0	0	2	0	0	2	0	0	0	0	4
VAN WERT COUNTY	0	2	6	0	0	7	2	0	0	0	17
VANDALIA	0	0	9	0	5	35	0	0	0	0	49
VERMILION	0	1	8	0	0	2	0	0	0	1	12
WADSWORTH	0	0	8	0	0	3	1	0	0	1	13
WARREN	1	74	153	2	18	80	0	0	1	0	329
WASHINGTON C.H.	1	0	24	0	0	5	0	0	0	1	31
WAYNE COUNTY	1	3	46	0	4	11	0	0	0	0	65
WILLOUGHBY	0	4	36	0	6	35	0	1	3	6	91
WILMINGTON	1	1	34	0	1	8	0	0	0	0	45
XENIA	0	2	10	1	4	9	1	0	0	1	28
YOUNGSTOWN	3	4	159	0	0	207	0	0	0	0	373
ZANESVILLE	0	0	70	0	0	7	0	0	2	1	80

STATEWIDE 32 686 7,673 1,408 2,691 3,839 174 10 124 1,137 17,774

**MUNICIPAL COURTS - PERSONAL INJURY & PROPERTY DAMAGE CASES
STATEWIDE NEW CASES FILED AND TOTAL TERMINATIONS COMPARISON
1987 - 1991**



MUNICIPAL COURTS
CONTRACTS OVERALL CASELOADS
1991

COURT	CASES PENDING JANUARY 1	NEW FILINGS	REACTIVATIONS AND TRANSFERS	TOTAL CASES	TOTAL TERMIN- ATIONS	% NET CASELOAD GAIN/LOSS	CASES PENDING DECEMBER 31	CASES PENDING BEYOND TIME GUIDELINES
AKRON	1,779	7,232	586	9,597	7,755	3.5%	1,842	2
ALLIANCE	407	1,250	0	1,657	1,387	-33.7%	270	0
ASHLAND	95	260	8	363	277	-9.5%	86	1
ASHTABULA	152	446	15	613	475	-9.2%	138	1
ATHENS	82	243	11	336	275	-25.6%	61	0
AUGLAIZE COUNTY	20	456	0	476	476	-100.0%	0	0
AVON LAKE	35	165	0	200	150	42.9%	50	0
BARBERTON	318	452	14	784	452	4.4%	332	0
BEDFORD	774	1,861	15	2,650	1,870	0.8%	780	23
BELLEFONTAINE	216	496	2	714	513	-6.9%	201	0
BELLEVUE	41	165	0	206	174	-22.0%	32	0
BEREA	212	804	5	1,021	731	36.8%	290	13
BOWLING GREEN	122	686	1	809	669	14.8%	140	0
BRYAN	187	711	13	911	735	-5.9%	176	2
CAMBRIDGE	70	275	2	347	269	11.4%	78	3
CAMPBELL	19	76	1	96	51	136.8%	45	0
CANTON	1,409	5,059	51	6,519	4,819	20.7%	1,700	0
CELINA	45	197	0	242	198	-2.2%	44	0
CHAMPAIGN COUNTY	100	339	2	441	357	-16.0%	84	0
CHARDON	268	790	30	1,088	821	-0.4%	267	0
CHILLICOTHE	309	689	29	1,027	803	-27.5%	224	47
CIRCLEVILLE	11	298	1	310	279	181.8%	31	0
CLARK COUNTY	1,049	2,853	49	3,951	2,886	1.5%	1,065	2
CLEVELAND	4,748	14,997	45	19,790	15,879	-17.6%	3,911	38
CLEVELAND HEIGHTS	403	767	0	1,170	934	-41.4%	236	0
CLEVELAND HOUSING	0	0	0	0	0	0.0%	0	0
CONNEAUT	25	68	1	94	77	-32.0%	17	0
COSHOCTON	32	227	2	261	206	71.9%	55	0
CRAWFORD COUNTY	127	285	9	421	346	-40.9%	75	0
CUYAHOGA FALLS	646	1,743	26	2,415	1,639	20.1%	776	0
DAYTON	2,351	9,165	41	11,557	9,590	-16.3%	1,967	1
DEFIANCE	242	584	4	830	726	-57.0%	104	0
DELAWARE	102	518	5	625	537	-13.7%	88	0
EAST CLEVELAND	822	987	8	1,817	1,817	-100.0%	0	0
EAST LIVERPOOL	106	401	0	507	349	49.1%	158	0
EATON	114	258	1	373	260	-0.9%	113	0
ELYRIA	604	1,456	93	2,153	1,531	3.0%	622	0
EUCLID	148	740	4	892	769	-16.9%	123	0
FAIRBORN	95	467	7	569	490	-16.8%	79	0
FAIRFIELD	232	505	0	737	495	4.3%	242	13
FINDLAY	222	1,028	2	1,252	957	32.9%	295	4
FOSTORIA	110	330	1	441	364	-30.0%	77	0
FRANKLIN	139	398	0	537	331	48.2%	206	0
FRANKLIN COUNTY	5,064	21,020	646	26,730	21,695	-0.6%	5,035	4
FREMONT	89	455	6	550	434	30.3%	116	0
GALLIPOLIS	2	4	0	6	5	-50.0%	1	0
GARFIELD HEIGHTS	497	1,156	0	1,653	1,035	24.3%	618	0
GIRARD	175	593	10	778	540	36.0%	238	0
HAMILTON	2,818	1,573	0	4,391	1,073	17.7%	3,318	0
HAMILTON COUNTY	5,965	18,302	2,118	26,385	21,330	-15.3%	5,055	5
HARDIN COUNTY	60	146	0	206	159	-21.7%	47	0
HILLSBORO	0	0	0	0	0	0.0%	0	0
HOCKING COUNTY	79	235	5	319	248	-10.1%	71	0
HURON	6	14	0	20	15	-16.7%	5	0
IRONTON	54	152	1	207	153	0.0%	54	0
JACKSON COUNTY	46	108	0	154	95	28.3%	59	0
KETTERING	399	1,563	80	2,042	1,656	-3.3%	386	0
LAKEWOOD	210	744	352	1,306	992	49.5%	314	3
LANCASTER	205	736	6	947	795	-25.9%	152	0
LAWRENCE COUNTY	28	131	0	159	121	35.7%	38	0
LIEBANON	22	19	0	41	21	-9.1%	20	0

MUNICIPAL COURTS
 CONTRACTS OVERALL CASELOADS (continued)
 1991

COURT	CASES PENDING JANUARY 1	NEW FILINGS	REACTIVATIONS AND TRANSFERS	TOTAL CASES	TOTAL TERMIN- ATIONS	% NET CASELOAD GAIN/LOSS	CASES PENDING DECEMBER 31	CASES PENDING BEYOND TIME GUIDELINES
LICKING COUNTY	377	828	28	1,233	980	-32.9%	253	1
LIMA	1,977	3,171	24	5,172	3,408	-10.8%	1,764	306
LORAIN	489	1,544	0	2,033	1,569	-5.1%	464	0
LYNDHURST	241	863	12	1,116	877	-0.8%	239	0
MADISON COUNTY	115	365	0	480	362	2.6%	118	6
MANSFIELD	61	188	0	249	197	-14.8%	52	0
MARIETTA	151	453	4	608	436	13.9%	172	0
MARION COUNTY	113	316	0	429	301	13.3%	128	0
MARYSVILLE	61	280	0	341	297	-27.9%	44	0
MASON	21	48	4	73	51	4.8%	22	0
MASSILLON	413	1,547	13	1,973	1,501	14.3%	472	0
MAUMEE	92	410	2	504	423	-12.0%	81	0
MEDINA COUNTY	172	700	3	875	618	49.4%	257	5
MENTOR	847	860	8	1,715	1,580	-84.1%	135	0
MIAMI	85	423	0	508	438	-17.6%	70	0
MIAMISBURG	40	136	0	176	140	-10.0%	36	5
MIDDLETOWN	388	1,514	10	1,912	1,519	1.3%	393	3
MOUNT VERNON	69	219	9	297	236	-11.6%	61	0
NAPOLEON	125	298	0	423	317	-15.2%	106	0
NEW PHILADELPHIA	115	540	199	854	426	272.2%	428	19
NEWTON FALLS	54	119	4	177	141	-33.3%	36	0
NILES	64	285	1	350	278	12.5%	72	0
NORWALK	247	878	2	1,127	893	-5.3%	234	0
OAKWOOD	0	0	0	0	0	0.0%	0	0
OBERLIN	112	451	0	563	424	24.1%	139	0
OREGON	64	214	0	278	217	-4.7%	61	0
PAINESVILLE	558	1,060	18	1,636	1,181	-18.5%	455	4
PARMA	427	1,432	24	1,883	1,434	5.2%	449	1
PERRYSBURG	139	570	17	726	575	8.6%	151	0
PORT CLINTON	65	402	2	469	381	35.4%	88	1
PORTAGE COUNTY-KENT	143	465	1	609	464	1.4%	145	0
PORTAGE COUNTY-RAV.	294	1,492	16	1,802	1,389	40.5%	413	0
PORTSMOUTH	180	987	15	1,182	841	89.4%	341	0
ROCKY RIVER	168	338	35	541	422	-29.2%	119	0
SANDUSKY	637	1,592	4	2,233	1,822	-35.5%	411	7
SHAKER HEIGHTS	343	1,133	30	1,506	1,163	0.0%	343	0
SHELBY	0	54	17	71	43	-	28	0
SIDNEY	169	409	14	592	492	-40.8%	100	0
SOUTH EUCLID	83	239	1	323	245	-6.0%	78	0
STEUBENVILLE	60	19	6	85	49	-40.0%	36	0
STRUTHERS	33	311	0	344	318	-21.2%	26	1
SYLVANIA	323	542	0	865	599	-17.6%	266	0
TIFFIN	94	335	13	442	316	34.0%	126	2
TOLEDO	3,736	16,791	293	20,820	18,259	-31.5%	2,561	559
TOLEDO HOUSING	0	0	0	0	0	0.0%	0	0
UPPER SANDUSKY	17	47	0	64	51	-23.5%	13	0
VAN WERT COUNTY	115	297	2	414	312	-11.3%	102	0
VANDALIA	581	686	0	1,267	324	62.3%	943	0
VERMILION	70	133	4	207	145	-11.4%	62	1
WADSWORTH	23	88	2	113	92	-8.7%	21	0
WARREN	182	2,156	51	2,389	1,772	239.0%	617	21
WASHINGTON C.H.	86	404	1	491	409	-4.7%	82	0
WAYNE COUNTY	428	735	0	1,163	700	8.2%	463	343
WILLOUGHBY	290	1,075	18	1,383	999	32.4%	384	13
WILMINGTON	150	496	0	646	430	44.0%	216	0
XENIA	180	605	1	786	614	-4.4%	172	4
YOUNGSTOWN	548	6,854	2,502	9,904	5,904	629.9%	4,000	0
ZANESVILLE	15	194	0	209	195	-6.7%	14	0

STATEWIDE	51,337	166,269	7,718	225,324	166,236	0.0%	59,088	1,464
-----------	--------	---------	-------	---------	---------	------	--------	-------

MUNICIPAL COURTS
CONTRACTS TERMINATIONS
1991

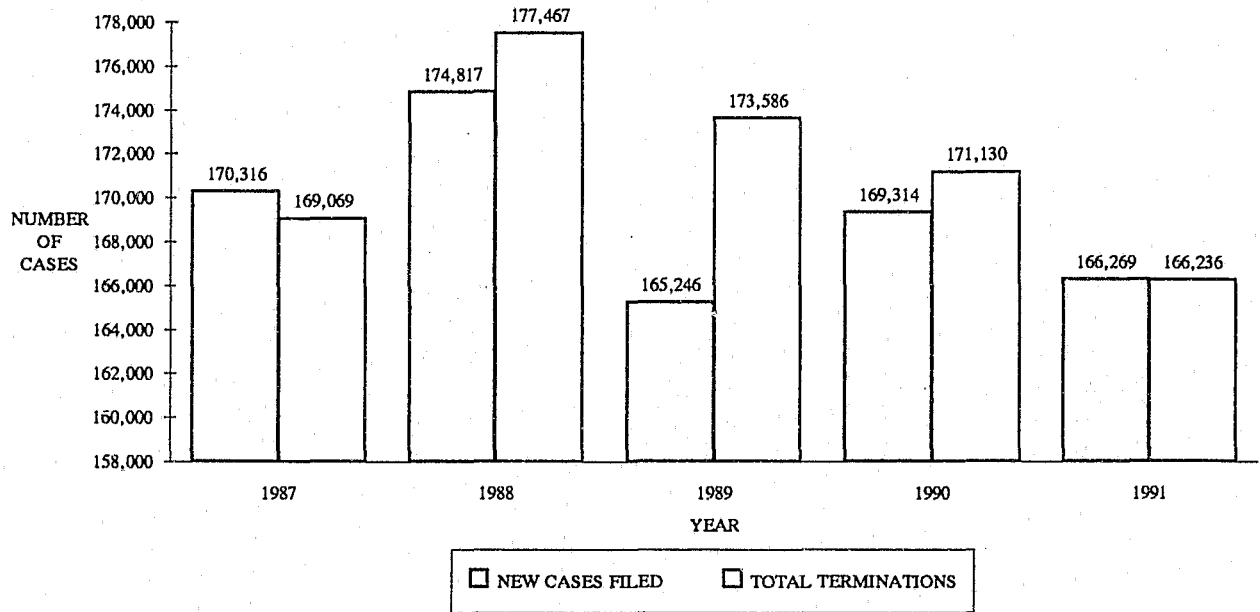
COURT	JURY TRIAL	COURT TRIAL	DEFAULT HEARING BY JUDGE	DEFAULT HEARING BY REFEREE	DISMISSAL FOR WANT OF PROSECUTION	OTHER DISMISSALS	TRANSFERRED OUT	PRIVATE JUDGE REFERRAL	BANKRUPTCY STAY/INTERLOCUTORY APPEAL	OTHER TERMINATIONS	TOTAL TERMINATIONS
AKRON	1	309	5,615	2	776	844	55	0	121	32	7,755
ALLIANCE	1	0	1,148	0	2	236	0	0	0	0	1,387
ASHLAND	0	6	179	0	18	65	1	0	8	0	277
ASHTABULA	0	14	339	0	6	74	4	0	13	25	475
ATHENS	0	26	134	0	29	42	4	0	5	35	275
AUGLAIZE COUNTY	0	26	301	0	43	98	0	0	5	3	476
AVON LAKE	0	16	80	0	1	53	0	0	0	0	150
BARBERTON	1	20	306	0	1	69	8	0	0	47	452
BEDFORD	1	11	1,242	1	41	385	10	4	18	157	1,870
BELLEFONTAINE	0	19	354	15	42	68	0	0	10	5	513
BELLEVUE	1	8	128	0	4	29	0	0	4	0	174
BEREA	0	7	462	0	43	202	4	0	7	6	731
BOWLING GREEN	0	10	541	0	21	77	6	0	13	1	669
BRYAN	0	12	570	0	10	120	8	0	9	6	735
CAMBRIDGE	0	7	184	1	3	67	0	0	7	0	269
CAMPBELL	0	3	40	0	0	8	0	0	0	0	51
CANTON	2	61	3,582	6	0	783	7	0	4	374	4,819
CELINA	0	14	101	0	6	75	0	0	2	0	198
CHAMPAIGN COUNTY	0	8	227	0	12	65	1	0	3	41	357
CHARDON	4	40	427	0	38	171	6	0	13	122	821
CHILLICOTHE	12	60	508	0	68	119	5	0	15	16	803
CIRCLEVILLE	0	3	183	0	0	67	0	0	9	17	279
CLARK COUNTY	1	114	1,993	11	0	744	0	0	23	0	2,886
CLEVELAND	1	279	27	11,035	11	3,697	177	0	86	566	15,879
CLEVELAND HEIGHTS	1	23	555	9	48	297	0	0	1	0	934
CLEVELAND HOUSING	0	0	0	0	0	0	0	0	0	0	0
CONNEAUT	0	1	43	0	2	30	0	0	1	0	77
COSHOCTON	0	4	157	0	8	23	0	0	5	9	206
CRAWFORD COUNTY	2	9	231	0	12	74	9	0	9	0	346
CUYAHOGA FALLS	1	38	1,179	0	0	219	1	0	2	199	1,639
DAYTON	0	83	7,249	0	733	1,227	15	0	24	259	9,590
DEFIANCE	1	20	529	0	33	128	6	0	7	2	726
DELAWARE	0	7	320	4	78	64	3	0	10	51	537
EAST CLEVELAND	0	486	857	287	126	45	0	0	1	15	1,817
EAST LIVERPOOL	0	6	263	0	75	0	1	0	4	0	349
EATON	0	10	161	0	12	67	0	0	10	0	260
ELYRIA	0	42	10	904	115	298	15	0	39	108	1,531
EUCLID	0	39	569	0	9	148	4	0	0	0	769
FAIRBORN	0	36	24	289	36	93	7	0	5	0	490
FAIRFIELD	3	31	296	0	41	123	1	0	0	0	495
FINDLAY	0	10	683	0	34	141	1	0	29	59	957
FOSTORIA	0	3	275	0	7	41	1	0	6	31	364
FRANKLIN	0	1	173	116	0	41	0	0	0	0	331
FRANKLIN COUNTY	1	222	13,319	40	0	3,076	545	0	502	3,990	21,695
FREMONT	0	5	337	0	19	58	0	0	3	12	434
GALLIPOLIS	0	2	1	0	1	1	0	0	0	0	5
GARFIELD HEIGHTS	3	99	564	34	0	308	5	0	21	1	1,035
GIRARD	0	22	290	0	25	123	8	0	9	63	540
HAMILTON	0	11	892	0	0	170	0	0	0	0	1,073
HAMILTON COUNTY	0	182	18,317	0	2,777	0	48	0	0	6	21,330
HARDIN COUNTY	0	0	119	0	0	30	3	0	6	1	159
HILLSBORO	0	0	0	0	0	0	0	0	0	0	0
HOCKING COUNTY	0	5	178	0	1	57	4	0	2	1	248
HURON	0	1	0	0	0	12	2	0	0	0	15
IRONTON	0	0	115	5	5	24	2	0	2	0	153
JACKSON COUNTY	0	1	82	0	0	12	0	0	0	0	95
KETTERING	2	32	1,116	0	103	369	7	0	24	3	1,656
LAKEWOOD	0	12	624	2	13	240	3	0	11	87	992
LANCASTER	1	19	517	0	0	185	4	0	10	59	795
LAWRENCE COUNTY	0	0	79	8	2	27	0	0	2	3	121
LEBANON	1	0	17	0	0	3	0	0	0	0	21

MUNICIPAL COURTS
 CONTRACTS TERMINATIONS (continued)
 1991

COURT	JURY TRIAL	COURT TRIAL	DEFAULT HEARING BY JUDGE	DEFAULT HEARING BY REFEREE	DISMISSAL FOR WANT OF PROSECUTION	OTHER DISMISSALS	TRANSFERRED OUT	PRIVATE JUDGE REFERRAL	BANKRUPTCY STAY/INTERLOCUTORY APPEAL	OTHER TERMINATIONS	TOTAL TERMINATIONS
LICKING COUNTY	0	38	698	0	56	170	2	0	12	4	980
LIMA	0	35	2,139	6	519	571	0	0	27	107	3,408
LORAIN	0	10	57	921	53	459	16	0	53	0	1,569
LYNDHURST	2	88	473	0	0	249	45	0	8	12	877
MADISON COUNTY	0	1	293	0	0	61	0	0	7	0	362
MANSFIELD	0	6	141	0	12	32	0	0	1	5	197
MARIETTA	0	2	289	0	14	121	1	0	9	0	436
MARION COUNTY	0	7	200	0	27	57	0	0	10	0	301
MARYSVILLE	0	4	177	0	38	66	2	0	10	0	297
MASON	0	2	35	0	0	8	5	0	1	0	51
MASSILLON	1	11	1,151	0	0	311	2	1	16	8	1,501
MAUMEE	0	3	317	0	21	75	0	0	7	0	423
MEDINA COUNTY	0	0	437	11	25	138	0	0	5	2	618
MENTOR	1	36	1,271	0	8	251	0	0	13	0	1,580
MIAMI	0	3	335	5	0	75	0	0	11	9	438
MIAMISBURG	0	13	93	3	5	23	0	3	0	0	140
MIDDLETOWN	0	37	0	1,155	159	159	0	0	9	0	1,519
MOUNT VERNON	0	1	169	0	24	27	1	0	7	7	236
NAPOLEON	0	2	255	0	38	2	0	0	8	12	317
NEW PHILADELPHIA	0	20	250	29	1	93	9	0	24	0	426
NEWTON FALLS	0	17	111	0	3	8	2	0	0	0	141
NILES	1	27	209	0	0	29	1	0	9	2	278
NORWALK	0	67	599	0	0	215	3	0	9	0	893
OAKWOOD	0	0	0	0	0	0	0	0	0	0	0
OBERLIN	0	30	236	6	0	91	56	0	2	3	424
OREGON	1	4	150	0	0	61	1	0	0	0	217
PAINESVILLE	1	25	565	27	154	230	5	0	12	162	1,181
PARMA	3	22	1,099	0	22	93	5	0	18	172	1,434
PERRYSBURG	0	5	436	0	22	93	2	0	0	17	575
PORT CLINTON	0	4	281	0	9	87	0	0	0	0	381
PORTAGE COUNTY-KENT	0	7	311	0	24	72	6	0	5	39	464
PORTAGE COUNTY-RAV.	1	56	897	0	58	267	0	0	32	78	1,389
PORTSMOUTH	0	38	643	0	7	109	5	0	12	27	841
ROCKY RIVER	0	70	202	0	22	114	7	0	7	0	422
SANDUSKY	0	79	1,347	0	3	377	0	0	16	0	1,822
SHAKER HEIGHTS	1	48	643	4	32	388	6	0	4	37	1,163
SHELBY	0	0	37	0	0	6	0	0	0	0	43
SIDNEY	0	5	349	0	37	82	1	0	7	11	492
SOUTH EUCLID	1	8	143	0	7	72	3	0	8	3	245
STEBENVILLE	0	0	29	0	9	9	1	0	0	1	49
STRUTHERS	1	26	281	0	0	4	0	0	6	0	318
SYLVANIA	0	34	362	0	4	199	0	0	0	0	599
TIFFIN	0	9	212	0	8	53	1	0	8	25	316
TOLEDO	0	47	14,479	0	528	2,690	0	0	143	372	18,259
TOLEDO HOUSING	0	0	0	0	0	0	0	0	0	0	0
UPPER SANDUSKY	0	0	34	0	0	11	0	0	1	5	51
VAN WERT COUNTY	0	12	187	0	3	103	0	0	7	0	312
VANDALIA	0	0	32	13	30	249	0	0	0	0	324
VERMILION	0	8	94	0	11	23	0	0	1	8	145
WADSWORTH	0	0	50	0	0	31	0	0	5	6	92
WARREN	0	113	1,246	1	112	283	2	0	15	0	1,772
WASHINGTON C.H.	0	26	311	0	0	54	0	0	18	0	409
WAYNE COUNTY	0	17	497	0	3	183	0	0	0	0	700
WILLOUGHBY	0	18	578	0	71	194	27	9	15	87	999
WILMINGTON	2	13	292	0	4	110	6	0	3	0	430
XENIA	0	6	417	5	15	132	2	0	7	30	614
YOUNGSTOWN	6	11	4,202	0	0	1,681	4	0	0	0	5,904
ZANESVILLE	0	0	212	0	0	32	-68	0	14	5	195

STATEWIDE	63	3,710	109,365	14,955	9,679	27,295	1,152	17	1,742	7,668	175,646
-----------	----	-------	---------	--------	-------	--------	-------	----	-------	-------	---------

**MUNICIPAL COURTS - CONTRACTS
STATEWIDE NEW CASES FILED AND TOTAL TERMINATIONS COMPARISON
1987 - 1991**



MUNICIPAL COURTS
F.E.D. OVERALL CASELOADS
1991

COURT	CASES PENDING JANUARY 1	NEW FILINGS	REACTIVATIONS AND TRANSFERS	TOTAL CASES	TOTAL TERMIN- ATIONS	% NET CASELOAD GAIN/LOSS	CASES PENDING DECEMBER 31	CASES PENDING BEYOND TIME GUIDELINES
AKRON	1,218	3,573	72	4,863	3,404	19.8%	1,459	0
ALLIANCE	107	230	56	393	306	-18.7%	87	0
ASHLAND	48	84	0	132	97	-27.1%	35	1
ASHTABULA	38	163	0	201	177	-36.8%	24	1
ATHENS	17	60	3	80	65	-11.8%	15	0
AUGLAIZE COUNTY	4	79	0	83	77	50.0%	6	0
AVON LAKE	4	17	0	21	20	-75.0%	1	0
BARBERTON	129	429	0	558	417	9.3%	141	0
BEDFORD	114	1,776	3	1,893	1,771	7.0%	122	0
BELLEFONTAINE	94	106	0	200	148	-44.7%	52	0
BELLEVUE	0	43	0	43	43	0.0%	0	0
BEREA	32	320	3	355	285	118.8%	70	0
BOWLING GREEN	28	182	1	211	184	-3.6%	27	0
BRYAN	32	85	1	118	76	31.3%	42	2
CAMBRIDGE	10	80	1	91	83	-20.0%	8	0
CAMPBELL	10	26	0	36	31	-50.0%	5	0
CANTON	1,081	1,954	31	3,066	1,814	15.8%	1,252	0
CELINA	12	53	0	65	62	-75.0%	3	0
CHAMPAIGN COUNTY	13	108	0	121	111	-23.1%	10	0
CHARDON	11	118	19	148	122	136.4%	26	0
CHILlicoTHE	46	205	0	251	175	65.2%	76	27
CIRCLEVILLE	24	248	0	272	268	-83.3%	4	0
CLARK COUNTY	857	1,106	2	1,965	1,124	-1.9%	841	0
CLEVELAND	0	0	0	0	0	0.0%	0	0
CLEVELAND HEIGHTS	150	388	0	538	368	13.3%	170	0
CLEVELAND HOUSING	2,294	10,113	0	12,407	10,937	-35.9%	1,470	6
CONNEAUT	12	37	0	49	44	-58.3%	5	0
COSHOCTON	7	58	1	66	57	28.6%	9	0
CRAWFORD COUNTY	35	175	0	210	174	2.9%	36	0
CUYAHOGA FALLS	200	638	6	844	401	121.5%	443	0
DAYTON	1,347	3,392	0	4,739	3,450	-4.3%	1,289	0
DEFIANCE	29	70	0	99	83	-44.8%	16	0
DELAWARE	20	178	0	198	172	30.0%	26	0
EAST CLEVELAND	818	1,589	0	2,407	2,407	-100.0%	0	0
EAST LIVERPOOL	2	47	0	49	45	100.0%	4	0
EATON	14	47	0	61	57	-71.4%	4	0
ELYRIA	319	980	23	1,322	984	6.0%	338	0
EUCLID	11	1,157	0	1,168	1,154	27.3%	14	0
FAIRBORN	8	143	1	152	147	-37.5%	5	0
FAIRFIELD	189	532	0	721	565	-17.5%	156	1
FINDLAY	41	236	0	277	202	82.9%	75	0
FOSTORIA	23	81	0	104	70	47.8%	34	0
FRANKLIN	16	522	0	538	478	275.0%	60	0
FRANKLIN COUNTY	2,671	13,504	115	16,290	8,563	189.3%	7,727	2
FREMONT	41	102	0	143	105	-7.3%	38	0
GALLIPOLIS	28	39	0	67	63	-85.7%	4	0
GARFIELD HEIGHTS	32	481	0	513	445	112.5%	68	0
GIRARD	40	175	0	215	198	-57.5%	17	0
HAMILTON	182	1,052	0	1,234	1,068	-8.8%	166	0
HAMILTON COUNTY	799	15,941	12,974	29,714	24,049	609.0%	5,665	0
HARDIN COUNTY	10	47	0	57	49	-20.0%	8	0
HILLSBORO	4	60	0	64	61	-25.0%	3	0
HOCKING COUNTY	11	46	0	57	41	45.5%	16	0
HURON	1	53	0	54	47	600.0%	7	0
IRONTON	4	52	0	56	43	225.0%	13	0
JACKSON COUNTY	21	67	0	88	78	-52.4%	10	0
KETTERING	118	242	8	368	228	18.6%	140	0
LAKEWOOD	233	501	18	752	559	-17.2%	193	0
LANCASTER	41	272	3	316	281	-14.6%	35	0
LAWRENCE COUNTY	12	75	0	87	76	-8.3%	11	0
LEBANON	35	127	0	162	112	42.9%	50	28

MUNICIPAL COURTS
F.E.D. OVERALL CASELOADS (continued)
1991

COURT	CASES PENDING JANUARY 1	NEW FILINGS	REACTIVATIONS AND TRANSFERS	TOTAL CASES	TOTAL TERMIN- ATIONS	% NET CASELOAD GAIN/LOSS	CASES PENDING DECEMBER 31	CASES PENDING BEYOND TIME GUIDELINES
LICKING COUNTY	224	423	5	652	481	-23.7%	171	0
LIMA	179	665	0	844	578	48.6%	266	10
LORAIN	726	971	0	1,697	1,059	-12.1%	638	0
LYNDHURST	41	382	5	428	359	68.3%	69	0
MADISON COUNTY	14	107	0	121	105	14.3%	16	0
MANSFIELD	1,082	1,071	1	2,154	1,312	-22.2%	842	2
MARIETTA	21	106	0	127	109	-14.3%	18	0
MARION COUNTY	61	401	1	463	425	-37.7%	38	0
MARYSVILLE	49	111	0	160	142	-63.3%	18	0
MASON	7	68	0	75	75	-100.0%	0	0
MASSILLON	334	572	3	909	594	-5.7%	315	0
MAUMEE	24	52	0	76	58	-25.0%	18	0
MEDINA COUNTY	80	386	1	467	374	16.3%	93	0
MENTOR	50	241	0	291	264	-46.0%	27	0
MIAMI	85	348	0	433	172	207.1%	261	0
MIAMISBURG	222	345	0	567	35	-5.4%	210	0
MIDDLETOWN	242	730	1	973	880	-61.6%	93	1
MOUNT VERNON	35	104	1	140	104	2.9%	36	0
NAPOLEON	4	44	0	48	24	500.0%	24	0
NEW PHILADELPHIA	41	179	72	292	129	297.6%	163	13
NEWTON FALLS	18	67	0	85	84	-94.4%	1	0
NILES	14	197	0	211	193	28.6%	18	0
NORWALK	26	272	0	298	267	19.2%	31	0
OAKWOOD	0	1	0	1	1	0.0%	0	0
OBERLIN	11	95	0	106	76	172.7%	30	0
OREGON	10	99	0	109	107	-80.0%	2	0
PAINESVILLE	50	311	14	375	311	28.0%	64	0
PARMA	155	874	0	1,029	903	-18.7%	126	1
PERRYSBURG	79	195	0	274	199	-5.1%	75	0
PORT CLINTON	7	58	0	65	53	71.4%	12	0
PORTAGE COUNTY-KENT	89	390	0	479	324	74.2%	155	0
PORTAGE COUNTY-RAV.	146	542	3	691	499	31.5%	192	0
PORTSMOUTH	45	246	10	301	192	142.2%	109	0
ROCKY RIVER	67	350	35	452	403	-26.9%	49	0
SANDUSKY	42	294	3	339	312	-35.7%	27	0
SHAKER HEIGHTS	91	239	0	330	259	-22.0%	71	0
SHELBY	0	42	0	42	35	-	7	0
SIDNEY	35	148	1	184	164	-42.9%	20	0
SOUTH EUCLID	5	34	0	39	24	200.0%	15	0
STEUBENVILLE	70	84	0	154	108	-34.3%	46	0
STRUTHERS	8	62	0	70	61	12.5%	9	1
SYLVANIA	110	241	0	351	275	-30.9%	76	0
TIFFIN	34	85	1	120	84	5.9%	36	0
TOLEDO	912	3,729	34	4,675	3,779	-1.8%	896	242
TOLEDO HOUSING	2	32	0	34	28	200.0%	6	0
UPPER SANDUSKY	7	29	0	36	22	100.0%	14	0
VAN WERT COUNTY	17	42	0	59	47	-29.4%	12	0
VANDALIA	196	292	0	488	488	-100.0%	0	0
VERMILION	37	56	2	95	67	-24.3%	28	4
WADSWORTH	12	90	1	103	89	16.7%	14	0
WARREN	296	528	3	827	644	-38.2%	183	0
WASHINGTON C.H.	51	81	0	132	112	-60.8%	20	0
WAYNE COUNTY	164	385	1	550	373	7.9%	177	113
WILLOUGHBY	52	350	1	403	311	76.9%	92	1
WILMINGTON	25	138	0	163	145	-28.0%	18	0
XENIA	68	158	0	226	168	-14.7%	58	0
YOUNGSTOWN	700	1,165	144	2,009	1,660	-50.1%	349	0
ZANESVILLE	40	180	0	220	220	-100.0%	0	0

STATEWIDE	20,959	83,751	13,684	118,394	89,409	-6.8%	28,985	456
-----------	--------	--------	--------	---------	--------	-------	--------	-----

MUNICIPAL COURTS
F.E.D. TERMINATIONS
1991

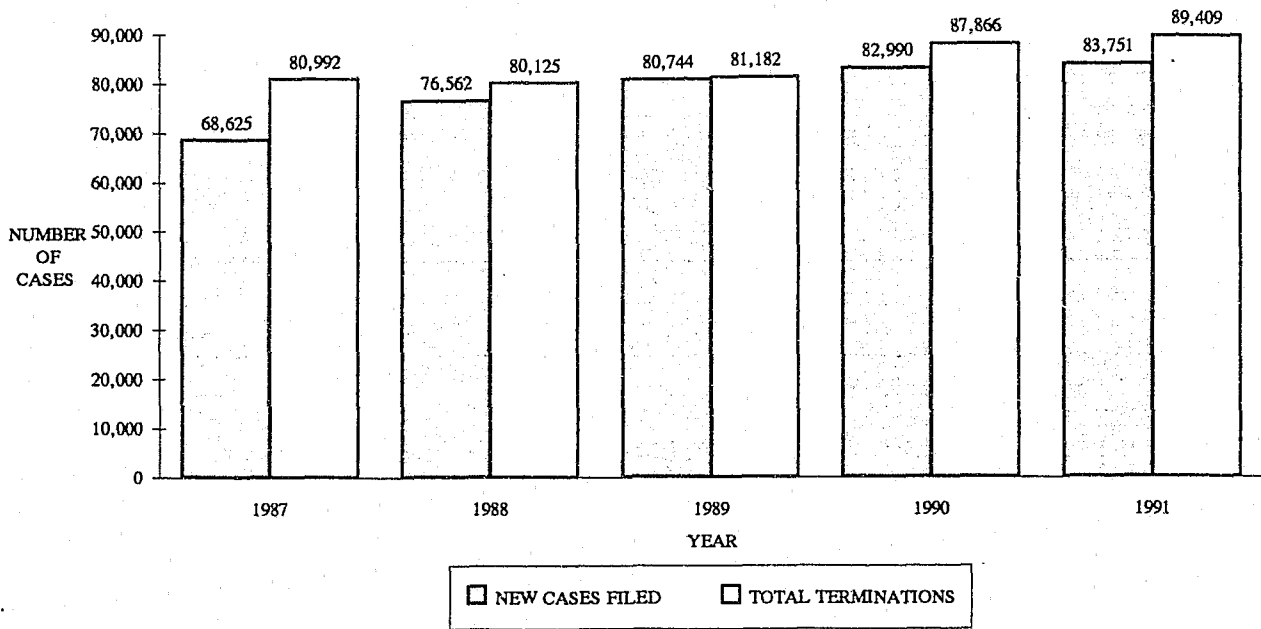
COURT	JURY TRIAL	COURT TRIAL	DEFAULT HEARING BY JUDGE	DEFAULT HEARING BY REFEREE	DISMISSAL FOR WANT OF PROSECUTION	OTHER DISMISSALS	TRANSFERRED OUT	PRIVATE JUDGE REFERRAL	BANKRUPTCY STAY/INTERLOCUTORY APPEAL	OTHER TERMINATIONS	TOTAL TERMINATIONS
AKRON	0	74	589	733	1,680	284	15	0	5	24	3,404
ALLIANCE	0	0	84	0	0	171	51	0	0	0	306
ASHLAND	0	0	49	0	12	33	2	0	1	0	97
ASHTABULA	0	1	116	0	3	53	0	0	3	1	177
ATHENS	0	6	27	0	16	10	0	0	1	5	65
AUGLAIZE COUNTY	0	13	43	0	2	19	0	0	0	0	77
AVON LAKE	0	2	12	0	0	6	0	0	0	0	20
BARBERTON	0	3	283	0	0	124	0	0	0	7	417
BEDFORD	1	0	1,092	9	8	652	0	0	1	8	1,771
BELLEFONTAINE	0	15	44	31	16	20	6	0	0	16	148
BELLEVUE	0	0	29	0	4	10	0	0	0	0	43
BEREA	0	14	79	0	30	157	0	0	0	5	285
BOWLING GREEN	0	4	34	76	6	60	2	0	1	1	184
BRYAN	0	2	48	0	3	22	1	0	0	0	76
CAMBRIDGE	0	1	12	39	0	27	0	0	3	1	83
CAMPBELL	0	0	23	0	0	8	0	0	0	0	31
CANTON	0	11	256	323	1	172	33	0	0	1,018	1,814
CELINA	0	37	2	0	0	23	0	0	0	0	62
CHAMPAIGN COUNTY	0	6	64	0	4	23	0	0	1	13	111
CHARDON	0	6	82	0	3	21	2	0	1	7	122
CHILLICOTHE	0	0	92	0	8	66	0	0	8	1	175
CIRCLEVILLE	0	0	135	0	1	127	0	0	1	4	268
CLARK COUNTY	0	7	5	218	0	894	0	0	0	0	1,124
CLEVELAND	0	0	0	0	0	0	0	0	0	0	0
CLEVELAND HEIGHTS	0	17	36	94	74	147	0	0	0	0	368
CLEVELAND HOUSING	1	7	10	9,108	0	1,679	71	0	6	55	10,937
CONNEAUT	0	0	29	0	0	15	0	0	0	0	44
COSHOCOTON	0	0	33	0	4	13	1	0	0	6	57
CRAWFORD COUNTY	0	0	120	0	5	48	0	0	1	0	174
CUYAHOGA FALLS	0	1	0	143	0	245	1	0	0	11	401
DAYTON	0	0	451	147	2,060	787	0	0	0	5	3,450
DEFIANCE	0	3	43	0	15	20	0	0	2	0	83
DELAWARE	0	1	10	84	32	43	0	0	0	2	172
EAST CLEVELAND	0	454	305	1,039	323	285	0	0	1	0	2,407
EAST LIVERPOOL	0	1	31	0	13	0	0	0	0	0	45
EATON	0	0	30	0	6	20	0	0	1	0	57
ELYRIA	0	5	0	294	108	547	1	0	1	28	984
EUCLID	0	2	651	0	0	501	0	0	0	0	1,154
FAIRBORN	0	5	2	108	1	29	0	0	2	0	147
FAIRFIELD	0	1	45	107	245	166	0	0	0	0	565
FINDLAY	0	48	4	0	12	79	0	0	1	58	202
FOSTORIA	0	0	33	0	6	28	0	0	1	2	70
FRANKLIN	0	0	161	120	0	196	1	0	0	0	478
FRANKLIN COUNTY	0	44	889	5,544	0	640	0	0	29	1,417	8,563
FREMONT	0	0	49	0	30	23	1	0	0	2	105
GALLIPOLIS	0	10	17	0	12	23	0	0	0	1	63
GARFIELD HEIGHTS	0	99	128	7	0	210	1	0	0	0	445
GIRARD	0	0	1	67	51	73	0	0	0	6	198
HAMILTON	0	0	323	0	0	745	0	0	0	0	1,068
HAMILTON COUNTY	0	10	13,572	0	7,627	0	7	0	0	2,833	24,049
HARDIN COUNTY	0	0	34	0	0	13	0	0	0	2	49
HILLSBORO	0	0	0	0	0	23	0	0	0	38	61
HOCKING COUNTY	0	1	17	0	1	21	1	0	0	0	41
HURON	0	0	20	0	0	27	0	0	0	0	47
IRONTON	0	0	11	30	0	2	0	0	0	0	43
JACKSON COUNTY	0	61	0	0	5	5	7	0	0	0	78
KETTERING	0	6	56	0	103	60	0	0	3	0	228
LAKEWOOD	0	8	95	29	166	193	3	0	0	65	559
LANCASTER	0	185	0	0	0	79	5	0	1	11	281
LAWRENCE COUNTY	0	0	4	40	7	25	0	0	0	0	76
LEBANON	0	0	60	0	5	47	0	0	0	0	112

MUNICIPAL COURTS
F.E.D. TERMINATIONS (continued)
1991

COURT	JURY TRIAL	COURT TRIAL	DEFAULT HEARING BY JUDGE	DEFAULT HEARING BY REFEREE	DISMISSAL FOR WANT OF PROSECUTION	OTHER DISMISSALS	TRANSFERRED OUT	PRIVATE JUDGE REFERRAL	BANKRUPTCY STAY/INTERLOCUTORY APPEAL	OTHER TERMINATIONS	TOTAL TERMINATIONS
LICKING COUNTY	0	3	137	0	174	161	2	0	1	3	481
LIMA	0	3	11	489	28	42	0	0	1	4	578
LORAIN	0	3	11	109	266	662	5	0	3	0	1,059
LYNDHURST	0	16	105	0	0	237	0	0	0	1	359
MADISON COUNTY	0	55	33	0	2	15	0	0	0	0	105
MANSFIELD	0	10	155	0	774	359	1	0	0	13	1,312
MARIETTA	0	15	18	0	3	73	0	0	0	0	109
MARION COUNTY	0	0	296	0	42	86	0	0	1	0	425
MARYSVILLE	0	4	27	0	58	53	0	0	0	0	142
MASON	0	0	41	2	0	32	0	0	0	0	75
MASSILLON	0	4	182	13	0	391	2	2	0	0	594
MAUMEE	0	7	14	0	21	16	0	0	0	0	58
MEDINA COUNTY	0	0	29	118	31	192	2	0	2	0	374
MENTOR	0	3	199	0	0	62	0	0	0	0	264
MIAMI	0	2	89	2	0	74	0	0	0	5	172
MIAMISBURG	0	16	30	0	212	94	0	5	0	0	357
MIDDLETOWN	0	0	1	519	157	201	1	0	0	1	880
MOUNT VERNON	0	1	32	0	33	33	1	0	1	3	104
NAPOLEON	0	0	15	0	8	0	0	0	0	1	24
NEW PHILADELPHIA	0	1	22	35	14	43	0	0	14	0	129
NEWTON FALLS	2	56	24	0	2	0	0	0	0	0	84
NILES	0	3	140	0	0	49	0	0	1	0	193
NORWALK	0	4	141	0	0	118	3	0	1	0	267
OAKWOOD	0	0	1	0	0	0	0	0	0	0	1
OBERLIN	0	1	38	0	0	34	1	0	0	2	76
OREGON	0	0	52	0	0	55	0	0	0	0	107
PAINESVILLE	0	6	155	2	37	97	6	0	1	7	311
PARMA	0	7	816	0	41	22	2	0	3	12	903
PERRYSBURG	0	1	61	0	50	82	0	0	1	4	199
PORT CLINTON	0	0	25	0	10	18	0	0	0	0	53
PORTAGE COUNTY-KENT	0	4	56	87	80	93	0	0	0	4	324
PORTAGE COUNTY-RAV.	0	12	134	119	115	106	2	0	4	7	499
PORTSMOUTH	0	152	6	0	0	32	1	0	0	1	192
ROCKY RIVER	0	147	6	0	178	34	35	0	3	0	403
SANDUSKY	0	8	3	209	5	68	19	0	0	0	312
SHAKER HEIGHTS	0	7	69	9	43	85	0	0	1	45	259
SHELBY	0	0	27	0	0	8	0	0	0	0	35
SIDNEY	0	7	38	0	52	65	1	0	0	1	164
SOUTH EUCLID	0	0	10	0	4	10	0	0	0	0	24
STEBENVILLE	0	1	40	0	29	38	0	0	0	0	108
STRUTHERS	0	15	42	0	0	3	0	0	0	1	61
SYLVANIA	0	54	60	0	6	155	0	0	0	0	275
TIFFIN	1	47	7	0	1	23	0	1	1	3	84
TOLEDO	0	13	305	1,210	484	1,477	0	0	21	269	3,779
TOLEDO HOUSING	0	0	3	0	0	25	0	0	0	0	28
UPPER SANDUSKY	0	0	10	0	0	10	0	0	0	2	22
VAN WERT COUNTY	0	0	26	0	0	21	0	0	0	0	47
VANDALIA	0	0	245	94	32	117	0	0	0	0	488
VERMILION	0	4	19	0	19	20	0	0	2	3	67
WADSWORTH	0	2	42	0	0	27	0	0	0	18	89
WARREN	0	475	0	90	22	52	3	0	2	0	644
WASHINGTON C.H.	0	2	61	0	0	48	0	0	1	0	112
WAYNE COUNTY	0	3	198	0	1	171	0	0	0	0	373
WILLOUGHBY	0	3	142	0	14	141	0	0	2	9	311
WILMINGTON	0	3	96	0	4	42	0	0	0	0	145
XENIA	0	2	21	42	2	96	0	0	3	2	168
YOUNGSTOWN	0	0	188	456	0	1,016	0	0	0	0	1,660
ZANESVILLE	0	7	161	0	0	50	0	0	0	2	220

STATEWIDE	5	2,360	25,386	21,995	15,762	17,373	299	8	145	6,076	89,409
-----------	---	-------	--------	--------	--------	--------	-----	---	-----	-------	--------

MUNICIPAL COURTS - F.E.D. CASES
STATEWIDE NEW CASES FILED AND TOTAL TERMINATIONS COMPARISON
1987 - 1991



MUNICIPAL COURTS
OTHER CIVIL OVERALL CASELOADS
1991

COURT	CASES PENDING JANUARY 1	NEW FILINGS	REACTIVATIONS AND TRANSFERS	TOTAL CASES	TOTAL TERMIN- ATIONS	% NET CASELOAD GAIN/LOSS	CASES PENDING DECEMBER 31	CASES PENDING BEYOND TIME GUIDELINES
AKRON	80	709	7	796	735	-23.8%	61	1
ALLIANCE	16	48	0	64	45	18.8%	19	0
ASHLAND	5	24	0	29	25	-20.0%	4	0
ASHTABULA	61	29	0	90	82	-86.9%	8	1
ATHENS	15	65	9	89	72	13.3%	17	0
AUGLAIZE COUNTY	1	34	0	35	31	300.0%	4	0
AVON LAKE	7	24	7	38	35	-57.1%	3	0
BARBERTON	40	54	0	94	64	-25.0%	30	0
BEDFORD	19	129	3	151	128	21.1%	23	0
BELLEFONTAINE	18	43	18	79	54	38.9%	25	0
BELLEVUE	0	30	0	30	30	0.0%	0	0
BEREA	26	107	1	134	71	142.3%	63	0
BOWLING GREEN	4	40	0	44	32	200.0%	12	0
BRYAN	17	88	1	106	102	-76.5%	4	0
CAMBRIDGE	8	22	0	30	23	-12.5%	7	1
CAMPBELL	2	8	0	10	7	50.0%	3	0
CANTON	5	104	1	110	110	-100.0%	0	0
CELINA	13	39	0	52	37	15.4%	15	1
CHAMPAIGN COUNTY	3	12	0	15	12	0.0%	3	0
CHARDON	324	446	4	774	747	-91.7%	27	0
CHILLICOTHE	57	105	9	171	127	-22.8%	44	4
CIRCLEVILLE	11	30	0	41	35	-45.5%	6	0
CLARK COUNTY	79	138	1	218	137	2.5%	81	0
CLEVELAND	39	111	3	153	102	30.8%	51	1
CLEVELAND HEIGHTS	14	550	0	564	564	-100.0%	0	0
CLEVELAND HOUSING	52	94	0	146	113	-36.5%	33	24
CONNEAUT	5	2	7	14	13	-80.0%	1	0
COSHOCTON	3	31	0	34	32	-33.3%	2	0
CRAWFORD COUNTY	4	7	1	12	6	50.0%	6	0
CUYAHOGA FALLS	27	235	2	264	230	25.9%	34	0
DAYTON	52	262	2,452	2,766	2,667	90.4%	99	0
DEFIANCE	18	139	0	157	139	0.0%	18	0
DELAWARE	10	56	1	67	60	-30.0%	7	0
EAST CLEVELAND	18	8	2	28	28	-100.0%	0	0
EAST LIVERPOOL	5	34	0	39	23	220.0%	16	0
EATON	7	20	1	28	17	57.1%	11	0
ELYRIA	24	131	28	183	143	66.7%	40	0
EUCLID	3	47	1	51	51	-100.0%	0	0
FAIRBORN	10	102	0	112	100	20.0%	12	0
FAIRFIELD	6	39	0	45	34	83.3%	11	0
FINDLAY	4	21	42	67	59	100.0%	8	0
FOSTORIA	2	29	1	32	23	350.0%	9	0
FRANKLIN	2	21	0	23	19	100.0%	4	0
FRANKLIN COUNTY	4,673	979	165	5,817	949	4.2%	4,868	0
FREMONT	1	36	51	88	79	800.0%	9	0
GALLIPOLIS	205	123	1	329	296	-83.9%	33	0
GARFIELD HEIGHTS	13	25	0	38	26	-7.7%	12	0
GIRARD	5	0	0	5	5	-100.0%	0	0
HAMILTON	88	8	0	96	13	-5.7%	83	0
HAMILTON COUNTY	241	570	126	937	692	1.7%	245	0
HARDIN COUNTY	29	51	6	86	67	-34.5%	19	0
HILLSBORO	70	201	0	271	197	5.7%	74	0
HOCKING COUNTY	0	0	0	0	0	0.0%	0	0
HURON	13	40	0	53	43	-23.1%	10	0
IRONTON	1	1	0	2	1	0.0%	1	0
JACKSON COUNTY	45	159	0	204	129	66.7%	75	0
KETTERING	26	103	4	133	129	-84.6%	4	0
LAKEWOOD	9	42	0	51	44	-22.2%	7	0
LANCASTER	24	95	1	120	90	25.0%	30	0
LAWRENCE COUNTY	10	5	0	15	12	-70.0%	3	0
LEBANON	158	243	0	401	221	13.9%	180	19

MUNICIPAL COURTS
OTHER CIVIL OVERALL CASELOADS (continued)
1991

COURT	CASES	REACTIVATIONS		TOTAL CASES	TOTAL TERMIN- ATIONS	% NET CASELOAD GAIN/LOSS	CASES	CASES PENDING BEYOND TIME GUIDELINES
	PENDING JANUARY 1	NEW FILINGS	AND TRANSFERS				PENDING DECEMBER 31	
LICKING COUNTY	17	69	3	89	76	-23.5%	13	0
LIMA	13	54	1	68	9	353.8%	59	0
LORAIN	80	82	0	162	82	0.0%	80	0
LYNDHURST	84	203	6	293	233	-28.6%	60	0
MADISON COUNTY	0	10	0	10	10	0.0%	0	0
MANSFIELD	1,179	3,569	36	4,784	3,630	-2.1%	1,154	17
MARIETTA	6	10	6	22	21	-83.3%	1	0
MARION COUNTY	70	410	6	486	403	18.6%	83	0
MARYSVILLE	1	15	0	16	16	-100.0%	0	0
MASON	39	91	7	137	105	-17.9%	32	0
MASSILLON	70	123	1	194	127	-4.3%	67	0
MAJUMEE	8	76	0	84	71	62.5%	13	0
MEDINA COUNTY	132	438	2	572	416	18.2%	156	6
MENTOR	59	8	2	69	69	-100.0%	0	0
MIAMI	302	879	2	1,183	1,043	-53.6%	140	0
MIAMISBURG	153	520	1	674	511	6.5%	163	10
MIDDLETOWN	7	31	0	38	29	28.6%	9	1
MOUNT VERNON	94	267	21	382	276	12.8%	106	0
NAPOLEON	4	44	0	48	44	0.0%	4	0
NEW PHILADELPHIA	18	105	4	127	20	494.4%	107	7
NEWTON FALLS	5	20	0	25	17	60.0%	8	0
NILES	406	38	9	453	10	9.1%	443	0
NORWALK	9	32	0	41	32	0.0%	9	0
OAKWOOD	58	47	0	105	55	-13.8%	50	0
OBERLIN	0	0	0	0	0	0.0%	0	0
OREGON	1	23	0	24	22	100.0%	2	0
PAINESVILLE	9	69	28	106	84	144.4%	22	0
PARMA	28	99	50	177	154	-17.9%	23	0
PERRYSBURG	26	72	1	99	84	-42.3%	15	0
PORT CLINTON	5	34	1	40	32	60.0%	8	1
PORTAGE COUNTY-KENT	5	6	0	11	8	-40.0%	3	0
PORTAGE COUNTY-RAV.	3	10	0	13	7	100.0%	6	0
PORTSMOUTH	9	34	8	51	23	211.1%	28	0
ROCKY RIVER	262	1,000	53	1,315	976	29.4%	339	0
SANDUSKY	18	64	0	82	81	-94.4%	1	0
SHAKER HEIGHTS	7	9	0	16	12	-42.9%	4	0
SHELBY	40	40	0	80	65	-62.5%	15	0
SIDNEY	18	109	1	128	120	-53.6%	8	0
SOUTH EUCLID	4	38	0	42	37	25.0%	5	0
STEUBENVILLE	453	291	0	744	514	-49.2%	230	0
STRUTHERS	6	8	0	14	8	0.0%	6	0
SYLVANIA	1	4	0	5	5	-100.0%	0	0
TIFFIN	11	35	31	77	66	0.0%	11	0
TOLEDO	18	587	698	1,303	1,296	-61.1%	7	4
TOLEDO HOUSING	0	0	0	0	0	0.0%	0	0
UPPER SANDUSKY	18	181	1	200	143	216.7%	57	0
VAN WERT COUNTY	7	20	1	28	16	71.4%	12	0
VANDALIA	210	164	0	374	20	68.6%	354	0
VERMILION	3	10	0	13	10	0.0%	3	0
WADSWORTH	26	140	0	166	145	-19.2%	21	0
WARREN	30	90	3	123	86	23.3%	37	0
WASHINGTON C.H.	6	13	0	19	16	-50.0%	3	0
WAYNE COUNTY	89	61	0	150	56	5.6%	94	56
WILLOUGHBY	18	139	0	157	121	100.0%	36	5
WILMINGTON	18	34	0	52	38	-22.2%	14	0
XENIA	58	91	3	152	112	-31.0%	40	3
YOUNGSTOWN	278	6	20	304	273	-88.8%	31	0
ZANESVILLE	9	506	0	515	515	-100.0%	0	0

STATEWIDE	11,235	18,076	3,962	33,273	15,274	15.5%	17,999	162
-----------	--------	--------	-------	--------	--------	-------	--------	-----

MUNICIPAL COURTS
OTHER CIVIL TERMINATIONS
1991

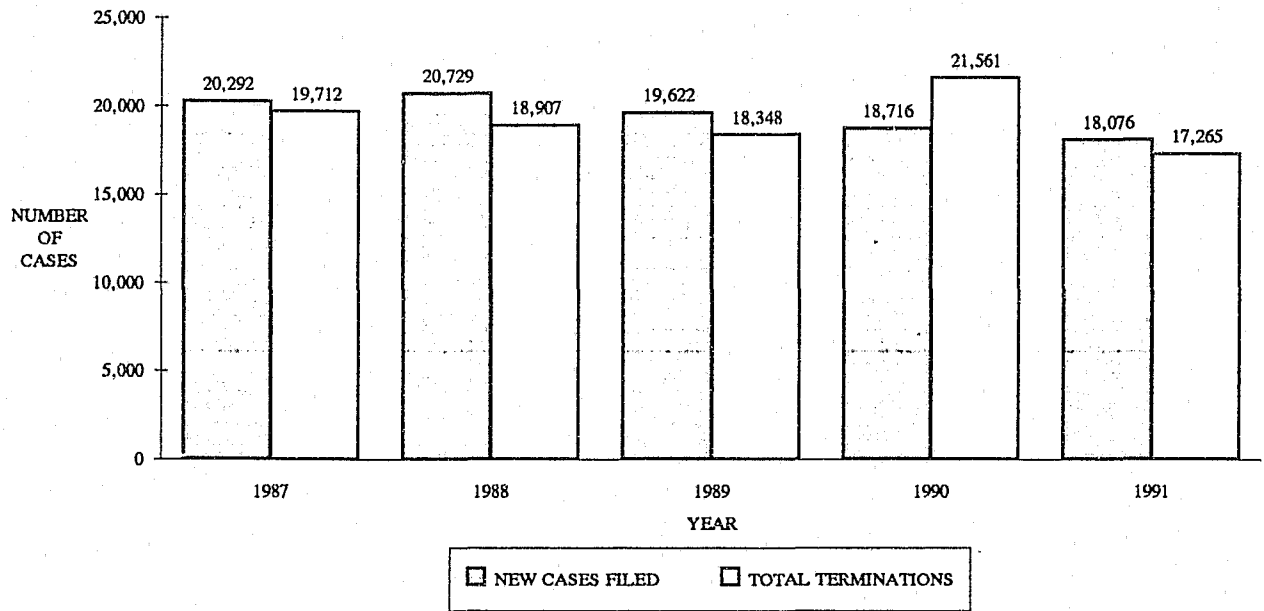
COURT	JURY TRIAL	COURT TRIAL	DEFAULT HEARING BY JUDGE	DEFAULT HEARING BY REFEREE	DISMISSAL FOR WANT OF PROSECUTION	OTHER DISMISSALS	TRANSFERRED OUT	PRIVATE JUDGE REFERRAL	BANKRUPTCY STAY/INTERLOCUTORY APPEAL	OTHER TERMINATIONS	TOTAL TERMINATIONS
AKRON	0	0	526	160	35	5	2	0	2	5	735
ALLIANCE	0	0	27	0	0	18	0	0	0	0	45
ASHLAND	0	0	15	0	0	9	0	0	0	1	25
ASHTABULA	0	3	37	0	12	11	0	0	2	17	82
ATHENS	0	6	12	0	2	5	1	0	0	46	72
AUGLAIZE COUNTY	0	4	18	0	1	6	0	0	0	2	31
AVON LAKE	0	0	20	0	0	15	0	0	0	0	35
BARBERTON	0	6	8	0	4	8	0	0	0	38	64
BEDFORD	0	2	4	41	0	17	0	0	0	64	128
BELLEFONTAINE	0	3	9	3	1	1	0	2	3	32	54
BELLEVUE	0	0	29	0	0	1	0	0	0	0	30
BEREA	0	10	39	0	1	21	0	0	0	0	71
BOWLING GREEN	0	17	0	0	0	15	0	0	0	0	32
BRYAN	0	0	35	0	0	66	0	0	0	1	102
CAMBRIDGE	0	1	3	0	0	10	0	0	1	8	23
CAMPBELL	0	3	3	0	0	1	0	0	0	0	7
CANTON	0	4	100	0	0	6	0	0	0	0	110
CELINA	1	1	30	0	0	5	0	0	0	0	37
CHAMPAIGN COUNTY	0	8	0	0	0	4	0	0	0	0	12
CHARDON	0	1	17	0	1	583	0	0	0	145	747
CHILlicothe	11	69	7	0	2	30	1	0	0	7	127
CIRCLEVILLE	0	0	8	0	0	20	0	0	1	6	35
CLARK COUNTY	0	0	13	77	0	47	0	0	0	0	137
CLEVELAND	0	6	0	15	0	55	4	0	3	19	102
CLEVELAND HEIGHTS	0	0	2	17	2	13	0	0	0	530	564
CLEVELAND HOUSING	1	0	15	8	0	89	0	0	0	0	113
CONNEAUT	0	5	5	0	0	1	2	0	0	0	13
COSHOCTON	0	2	17	0	0	9	0	0	1	3	32
CRAWFORD COUNTY	0	0	2	0	0	3	1	0	0	0	6
CUYAHOGA FALLS	0	0	2	30	0	24	0	0	0	174	230
DAYTON	0	42	0	0	3	87	51	0	0	2,484	2,667
DEFIANCE	0	0	21	0	2	114	0	0	0	2	139
DELAWARE	0	8	7	0	1	7	0	0	0	37	60
EAST CLEVELAND	0	8	6	3	2	9	0	0	0	0	28
EAST LIVERPOOL	0	2	12	0	9	0	0	0	0	0	23
EATON	0	2	7	1	1	2	0	0	1	3	17
ELYRIA	0	0	0	2	0	12	0	0	5	124	143
EUCLID	0	0	47	0	0	4	0	0	0	0	51
FAIRBORN	0	0	33	57	5	5	0	0	0	0	100
FAIRFIELD	0	0	19	0	0	15	0	0	0	0	34
FINDLAY	0	6	0	0	1	6	0	0	0	46	59
FOSTORIA	0	7	2	0	0	1	1	0	0	12	23
FRANKLIN	0	0	16	3	0	0	0	0	0	0	19
FRANKLIN COUNTY	0	28	26	537	0	79	0	0	9	270	949
FREMONT	0	6	5	0	0	0	0	0	0	68	79
GALLIPOLIS	0	34	96	0	62	61	1	0	4	38	296
GARFIELD HEIGHTS	0	4	7	5	0	10	0	0	0	0	26
GIRARD	0	1	0	0	1	0	0	0	0	3	5
HAMILTON	0	0	0	0	0	13	0	0	0	0	13
HAMILTON COUNTY	0	0	451	0	0	0	2	0	0	239	692
HARDIN COUNTY	0	0	36	0	0	19	1	0	2	9	67
HILLSBORO	0	0	160	0	0	33	0	0	0	4	197
HOCKING COUNTY	0	0	0	0	0	0	0	0	0	0	0
HURON	0	1	0	0	0	42	0	0	0	0	43
IRONTON	0	0	0	0	0	1	0	0	0	0	1
JACKSON COUNTY	1	9	107	0	1	11	0	0	0	0	129
KETTERING	0	1	6	0	2	120	0	0	0	0	129
LAKEWOOD	0	0	35	5	0	3	1	0	0	0	44
LANCASTER	0	10	37	0	0	19	1	0	1	22	90
LAWRENCE COUNTY	0	0	1	6	4	1	0	0	0	0	12
LEBANON	0	2	153	0	21	44	1	0	0	0	221

MUNICIPAL COURTS
OTHER CIVIL TERMINATIONS (continued)
1991

COURT	JURY TRIAL	COURT TRIAL	DEFAULT HEARING BY JUDGE	DEFAULT HEARING BY REFEREE	DISMISSAL FOR WANT OF PROSECUTION	OTHER DISMISSALS	TRANSFERRED OUT	PRIVATE JUDGE REFERRAL	BANKRUPTCY STAY/INTERLOCUTORY APPEAL	OTHER TERMINATIONS	TOTAL TERMINATIONS
LICKING COUNTY	0	0	21	0	0	28	1	0	3	23	76
LIMA	0	0	1	1	0	5	0	0	1	1	9
LORAIN	0	0	4	62	0	13	3	0	0	0	82
LYNDHURST	0	7	16	0	0	31	0	0	0	179	233
MADISON COUNTY	0	0	0	0	0	0	10	0	0	0	10
MANSFIELD	0	54	2,110	0	344	659	42	0	9	412	3,630
MARIETTA	0	0	11	0	0	10	0	0	0	0	21
MARION COUNTY	0	4	267	0	41	62	0	0	26	0	403
MARYSVILLE	0	0	0	0	0	16	0	0	0	0	16
MASON	0	0	57	8	0	28	10	0	2	0	105
MASSILLON	0	0	62	0	0	64	1	0	0	0	127
MAUMEE	0	12	0	0	0	12	0	0	0	47	71
MEDINA COUNTY	0	0	277	22	14	98	1	0	3	1	416
MENTON	0	0	33	2	1	33	0	0	0	0	69
MIAMI	0	19	655	6	2	273	0	0	18	70	1,043
MIAMISBURG	0	109	287	12	17	65	3	0	11	7	511
MIDDLETOWN	0	1	0	23	2	3	0	0	0	0	29
MOUNT VERNON	0	4	189	0	14	48	7	0	6	8	276
NAPOLEON	0	1	2	0	2	1	0	0	0	38	44
NEW PHILADELPHIA	0	1	4	0	1	14	0	0	0	0	20
NEWTON FALLS	0	10	7	0	0	0	0	0	0	0	17
NILES	0	4	1	0	0	4	0	0	1	0	10
NORWALK	0	15	8	0	0	9	0	0	0	0	32
OAKWOOD	0	10	14	0	0	11	0	0	1	19	55
OBERLIN	0	0	0	0	0	0	0	0	0	0	0
OREGON	0	0	7	0	0	15	0	0	0	0	22
PAINESVILLE	0	13	8	3	5	11	0	0	0	44	84
PARMA	0	34	35	0	4	54	0	0	0	27	154
PERRYSBURG	0	0	2	0	0	7	0	0	0	75	84
PORT CLINTON	0	0	22	0	1	9	0	0	0	0	32
PORTAGE COUNTY-KENT	0	1	2	0	1	4	0	0	0	0	8
PORTAGE COUNTY-RAV.	0	1	1	1	0	4	0	0	0	0	7
PORTSMOUTH	0	6	2	0	1	3	2	0	1	8	23
ROCKY RIVER	0	169	504	0	56	229	11	0	6	0	976
SANDUSKY	0	5	65	0	0	10	0	0	1	0	81
SHAKER HEIGHTS	0	2	5	0	0	2	0	0	1	2	12
SHELBY	0	0	29	0	0	17	0	0	2	17	65
SIDNEY	0	2	3	0	1	111	0	0	0	3	120
SOUTH EUCLID	0	0	15	0	2	15	0	0	0	5	37
STEUBENVILLE	0	0	226	0	146	132	0	0	0	10	514
STRUTHERS	0	4	3	0	0	0	0	0	1	0	8
SYLVANIA	0	0	2	0	0	3	0	0	0	0	5
TIFFIN	0	6	5	0	3	1	2	0	0	49	66
TOLEDO	0	0	11	2	4	12	0	0	0	1,267	1,296
TOLEDO HOUSING	0	0	0	0	0	0	0	0	0	0	0
UPPER SANDUSKY	0	0	86	0	1	29	2	0	6	19	143
VAN WERT COUNTY	0	1	9	0	0	6	0	0	0	0	16
VANDALIA	0	0	1	3	0	16	0	0	0	0	20
VERMILION	0	0	9	0	0	0	0	0	0	1	10
WADSWORTH	0	2	94	0	0	29	5	0	3	12	145
WARREN	0	65	0	2	0	16	1	0	2	0	86
WASHINGTON C.H.	0	0	12	0	0	4	0	0	0	0	16
WAYNE COUNTY	0	18	5	0	0	33	0	0	0	0	56
WILLOUGHBY	0	0	3	0	0	14	0	0	0	104	121
WILMINGTON	0	4	32	0	0	2	0	0	0	0	38
XENIA	0	1	5	3	11	39	2	0	1	50	112
YOUNGSTOWN	0	0	6	9	0	48	0	0	0	210	273
ZANESVILLE	0	0	329	0	0	160	0	0	23	3	515

STATEWIDE 15 907 7,857 1,129 850 4,341 173 2 163 7,170 22,607

MUNICIPAL COURTS - OTHER CIVIL
STATEWIDE NEW CASES FILED AND TOTAL TERMINATIONS COMPARISON
1987 - 1991



MUNICIPAL COURTS
SMALL CLAIMS OVERALL CASELOADS
1991

COURT	CASES PENDING JANUARY 1	NEW FILINGS	REACTIVATIONS AND TRANSFERS	TOTAL CASES	TOTAL TERMIN- ATIONS	% NET CASELOAD GAIN/LOSS	CASES PENDING DECEMBER 31	CASES PENDING BEYOND TIME GUIDELINES
AKRON	405	2,250	16	2,671	2,270	-1.0%	401	22
ALLIANCE	33	248	0	281	237	33.3%	44	0
ASHLAND	99	661	3	763	657	7.1%	106	4
ASHTABULA	27	297	0	324	307	-37.0%	17	0
ATHENS	67	444	1	512	450	-7.5%	62	0
AUGLAIZE COUNTY	31	385	0	416	395	-32.3%	21	0
AVON LAKE	19	160	0	179	150	52.6%	29	0
BARBERTON	179	564	0	743	565	-0.6%	178	0
BEDFORD	167	800	2	969	819	-10.2%	150	0
BELLEFONTAINE	265	2,152	0	2,417	2,173	-7.9%	244	0
BELLEVUE	30	288	0	318	267	70.0%	51	0
BEREA	55	693	0	748	303	709.1%	445	0
BOWLING GREEN	66	604	1	671	566	59.1%	105	0
BRYAN	90	639	0	729	643	-4.4%	86	0
CAMBRIDGE	25	503	0	528	445	232.0%	83	0
CAMPBELL	14	47	0	61	49	-14.3%	12	0
CANTON	165	1,210	3	1,378	1,232	-11.5%	146	0
CELINA	56	413	0	469	429	-28.6%	40	0
CHAMPAIGN COUNTY	27	391	0	418	377	51.9%	41	0
CHARDON	107	723	7	837	734	-3.7%	103	0
CHILLICOTHE	92	634	0	726	596	41.3%	130	55
CIRCLEVILLE	54	430	0	484	409	38.9%	75	0
CLARK COUNTY	221	523	0	744	570	-21.3%	174	1
CLEVELAND	815	4,680	0	5,495	4,730	-6.1%	765	2
CLEVELAND HEIGHTS	136	517	0	653	535	-13.2%	118	16
CLEVELAND HOUSING	0	0	0	0	0	0.0%	0	0
CONNEAUT	5	197	3	205	192	160.0%	13	0
COSHOCTON	32	356	3	391	364	-15.6%	27	0
CRAWFORD COUNTY	45	277	0	322	275	4.4%	47	0
CUYAHOGA FALLS	154	791	2	947	715	50.6%	232	0
DAYTON	100	1,017	8	1,125	911	114.0%	214	0
DEFIANCE	158	836	0	994	855	-12.0%	139	1
DELAWARE	9	403	1	413	354	555.6%	59	0
EAST CLEVELAND	148	1,213	0	1,361	1,070	96.6%	291	0
EAST LIVERPOOL	29	219	0	248	221	-6.9%	27	0
EATON	35	194	0	229	205	-31.4%	24	0
ELYRIA	181	1,530	0	1,711	1,390	77.3%	321	0
EUCLID	8	263	0	271	255	100.0%	16	0
FAIRBORN	10	444	3	457	432	150.0%	25	0
FAIRFIELD	74	337	0	411	357	-27.0%	54	0
FINDLAY	127	854	0	981	843	8.7%	138	0
FOSTORIA	24	192	1	217	198	-20.8%	19	0
FRANKLIN	22	191	0	213	178	59.1%	35	0
FRANKLIN COUNTY	7,787	7,256	16	15,059	6,766	6.5%	8,293	0
FREMONT	92	752	0	844	763	-12.0%	81	0
GALLIPOLIS	92	325	0	417	348	-25.0%	69	0
GARFIELD HEIGHTS	192	1,113	0	1,305	1,135	-11.5%	170	0
GIRARD	99	483	0	582	529	-46.5%	53	0
HAMILTON	249	952	0	1,201	1,042	-36.1%	159	0
HAMILTON COUNTY	2,101	8,031	687	10,819	9,333	-29.3%	1,486	0
HARDIN COUNTY	100	364	0	464	404	-40.0%	60	0
HILLSBORO	55	404	0	459	417	-23.6%	42	0
HOCKING COUNTY	48	283	0	331	299	-33.3%	32	0
HURON	37	132	0	169	158	-70.3%	11	0
IRONTON	33	207	0	240	197	30.3%	43	0
JACKSON COUNTY	65	302	0	367	328	-40.0%	39	2
KETTERING	142	637	12	791	703	-38.0%	88	0
LAKEWOOD	155	1,416	0	1,571	1,442	-16.8%	129	0
LANCASTER	63	588	0	651	561	42.9%	90	0
LAWRENCE COUNTY	72	270	0	342	275	-6.9%	67	0
LEBANON	159	263	0	422	303	-25.2%	119	25

MUNICIPAL COURTS
SMALL CLAIMS OVERALL CASELOADS (continued)
1991

COURT	CASES PENDING JANUARY 1	NEW FILINGS	REACTIVATIONS AND TRANSFERS	TOTAL CASES	TOTAL TERMIN- ATIONS	% NET CASELOAD GAIN/LOSS	CASES PENDING DECEMBER 31	CASES PENDING BEYOND TIME GUIDELINES
LICKING COUNTY	184	1,207	0	1,391	1,234	-14.7%	157	0
LIMA	165	719	9	893	605	74.5%	288	19
LORAIN	205	587	0	792	617	-14.6%	175	0
LYNDHURST	73	573	2	648	521	74.0%	127	0
MADISON COUNTY	86	496	0	582	534	-44.2%	48	0
MANSFIELD	162	1,871	3	2,036	1,914	-24.7%	122	0
MARIETTA	105	665	2	772	671	-3.8%	101	0
MARION COUNTY	94	416	0	510	451	-37.2%	59	0
MARYSVILLE	36	220	0	256	234	-38.9%	22	0
MASON	25	105	0	130	101	16.0%	29	0
MASSILLON	166	1,376	1	1,543	1,200	106.6%	343	20
MAUMEE	32	189	0	221	208	-59.4%	13	0
MEDINA COUNTY	136	703	1	840	720	-11.8%	120	5
MENTOR	66	545	0	611	571	-39.4%	40	0
MIAMI	269	1,318	0	1,587	1,395	-28.6%	192	0
MIAMISBURG	44	304	0	348	299	11.4%	49	0
MIDDLETOWN	90	873	0	963	943	-77.8%	20	0
MOUNT VERNON	38	498	2	538	494	15.8%	44	0
NAPOLEON	33	510	0	593	496	16.9%	97	0
NEW PHILADELPHIA	61	600	0	661	544	91.8%	117	32
NEWTON FALLS	15	153	0	168	147	40.0%	21	0
NILES	74	470	0	544	467	4.1%	77	1
NORWALK	74	372	0	446	378	-8.1%	68	0
OAKWOOD	4	10	0	14	14	-100.0%	0	0
OBERLIN	46	240	0	286	258	-39.1%	28	0
OREGON	17	140	9	166	156	-41.2%	10	0
PAINESVILLE	86	476	2	564	461	19.8%	103	7
PARMA	277	1,171	5	1,453	1,138	13.7%	315	0
PERRYSBURG	47	858	7	912	810	117.0%	102	0
PORT CLINTON	50	356	3	409	339	40.0%	70	5
PORTAGE COUNTY-KENT	92	413	0	505	430	-18.5%	75	0
PORTAGE COUNTY-RAV.	206	1,160	2	1,368	1,228	-32.0%	140	0
PORTSMOUTH	90	675	1	766	561	127.8%	205	0
ROCKY RIVER	136	711	0	847	718	-5.1%	129	0
SANDUSKY	304	1,426	11	1,741	1,515	-25.7%	226	0
SHAKER HEIGHTS	144	892	0	1,036	899	-4.9%	137	0
SHELBY	19	318	0	337	307	57.9%	30	0
SIDNEY	196	679	0	875	755	-38.8%	120	0
SOUTH EUCLID	29	169	2	200	176	-17.2%	24	0
STUBENVILLE	107	267	0	374	366	-92.5%	8	0
SIRUTHERS	2	220	0	222	202	900.0%	20	0
SYLVANIA	75	348	0	423	354	-8.0%	69	0
TIFFIN	57	420	5	482	441	-28.1%	41	9
TOLEDO	813	3,172	97	4,082	3,432	-20.0%	650	149
TOLEDO HOUSING	0	0	0	0	0	0.0%	0	0
UPPER SANDUSKY	18	203	0	221	200	16.7%	21	0
VAN WERT COUNTY	348	575	0	923	708	-38.2%	215	0
VANDALIA	44	170	0	214	195	-56.8%	19	0
VERMILION	29	112	2	143	127	-44.8%	16	0
WADSWORTH	49	193	1	243	221	-55.1%	22	0
WARREN	686	2,435	1	3,122	2,573	-20.0%	549	20
WASHINGTON C.H.	46	427	0	473	437	-21.7%	36	0
WAYNE COUNTY	467	1,576	0	2,043	1,632	-12.0%	411	0
WILLOUGHBY	112	673	0	785	613	53.6%	172	15
WILMINGTON	63	629	0	692	642	-20.6%	50	0
XENIA	50	404	3	457	408	-2.0%	49	0
YOUNGSTOWN	224	1,409	0	1,633	1,339	31.3%	294	0
ZANESVILLE	19	350	57	426	408	-5.3%	18	0

STATEWIDE
119

23,182 91,395 997 115,574 92,533 -1.2% 23,041 410

MUNICIPAL COURTS
SMALL CLAIMS TERMINATIONS
1991

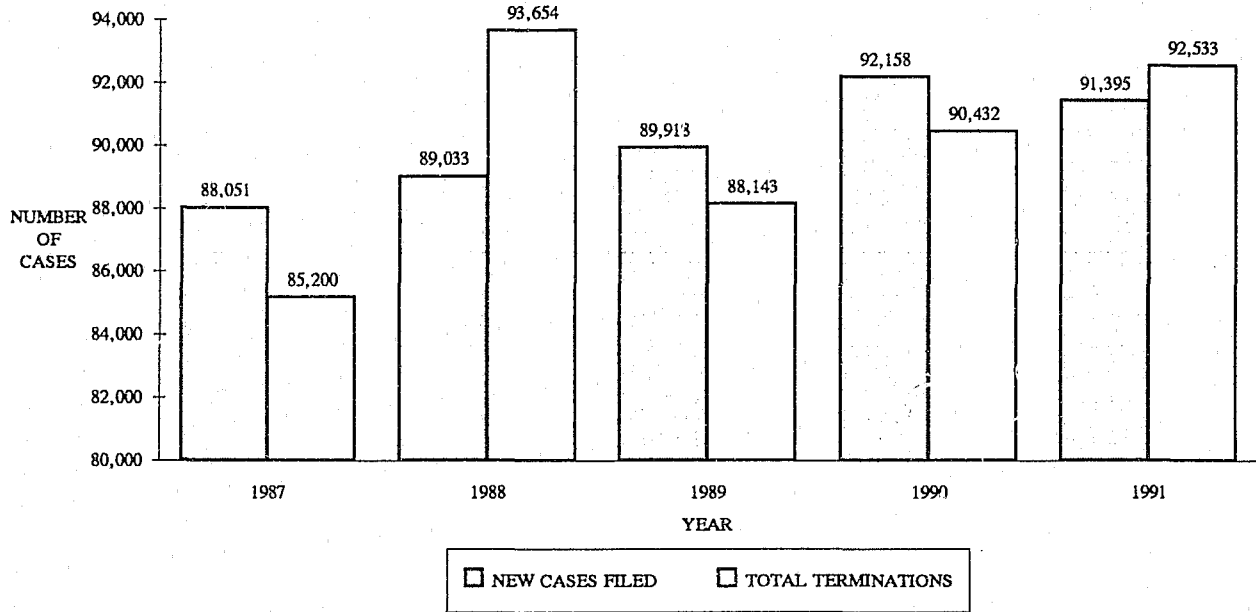
COURT	HEARING BY JUDGE	HEARING BY REFEREE	TRANSFER TO REGULAR CIVIL DOCKET	DISMISSAL FOR WANT OF PROSECUTION	OTHER DISMISSALS	BANKRUPTCY STAY/INTERLOCUTORY APPEAL	OTHER TERMINATIONS	TOTAL TERMINATIONS
AKRON	4	1,487	308	222	244	0	5	2,270
ALLIANCE	128	0	15	2	92	0	0	237
ASHLAND	333	93	3	40	186	1	1	657
ASHTABULA	21	187	12	24	61	1	1	307
ATHENS	272	1	14	16	144	2	1	450
AUGLAIZE COUNTY	258	1	0	31	104	1	0	395
AVON LAKE	94	0	0	0	56	0	0	150
BARBERTON	406	0	9	0	150	0	0	565
BEDFORD	17	663	0	8	121	4	6	819
BELLEFONTAINE	335	926	0	125	772	13	2	2,173
BELLEVUE	244	0	4	8	9	2	0	267
BEREA	188	0	17	8	84	3	3	303
BOWLING GREEN	13	324	5	5	212	6	1	566
BRYAN	356	0	9	68	207	3	0	643
CAMBRIDGE	32	279	0	0	131	2	1	445
CAMPBELL	34	0	0	0	15	0	0	49
CANTON	0	1,005	0	0	176	0	51	1,232
CELINA	256	0	0	1	168	4	0	429
CHAMPAIGN COUNTY	222	0	0	35	116	4	0	377
CHARDON	11	485	11	38	181	4	4	734
CHILLICOTHE	5	432	0	0	158	0	1	596
CIRCLEVILLE	248	0	0	0	159	2	0	409
CLARK COUNTY	0	267	0	0	299	4	0	570
CLEVELAND	69	2,921	15	0	1,324	0	401	4,730
CLEVELAND HEIGHTS	52	305	0	11	167	0	0	535
CLEVELAND HOUSING	0	0	0	0	0	0	0	0
CONNEAUT	113	0	4	2	73	0	0	192
COSHOCTON	233	0	0	20	103	0	8	364
CRAWFORD COUNTY	208	0	1	6	59	1	0	275
CUYAHOGA FALLS	0	507	18	0	190	0	0	715
DAYTON	227	504	40	81	59	0	0	911
DEFIANCE	326	252	3	30	241	3	0	855
DELAWARE	203	34	2	15	93	2	5	354
EAST CLEVELAND	411	503	0	147	8	1	0	1,070
EAST LIVERPOOL	143	0	5	73	0	0	0	221
EATON	5	131	2	0	66	1	0	205
ELYRIA	0	813	1	33	537	1	5	1,390
EUCLID	0	214	0	0	41	0	0	255
FAIRBORN	11	255	8	10	146	2	0	432
FAIRFIELD	15	203	0	0	137	0	2	357
FINDLAY	3	575	18	1	239	2	5	843
FOSTORIA	137	0	0	6	52	1	2	198
FRANKLIN	18	102	1	7	50	0	0	178
FRANKLIN COUNTY	0	6,203	3	0	553	1	6	6,766
FREMONT	492	0	7	0	255	9	0	763
GALLIPOLIS	233	0	3	47	57	5	3	348
GARFIELD HEIGHTS	401	212	1	0	515	6	0	1,135
GIRARD	7	351	8	19	140	4	0	529
HAMILTON	585	0	20	76	361	0	0	1,042
HAMILTON COUNTY	779	7,292	175	1,087	0	0	0	9,333
HARDIN COUNTY	50	287	0	0	66	0	1	404
HILLSBORO	241	0	0	0	176	0	0	417
HOCKING COUNTY	178	0	4	2	112	3	0	299
HURON	34	1	0	0	122	1	0	158
IRONTON	6	124	0	18	48	1	0	197
JACKSON COUNTY	274	0	0	18	36	0	0	328
KETTERING	297	117	0	26	215	3	45	703
LAKEWOOD	0	757	9	79	597	0	0	1,442
LANCASTER	0	344	4	0	212	1	0	561
LAWRENCE COUNTY	0	184	0	28	61	0	2	275
LEBANON	190	0	5	28	80	0	0	303

MUNICIPAL COURTS
SMALL CLAIMS TERMINATIONS (continued)
1991

COURT	HEARING BY JUDGE	HEARING BY REFEREE	TRANSFER TO REGULAR CIVIL DOCKET	DISMISSAL FOR WANT OF PROSECUTION	OTHER DISMISSALS	BANKRUPTCY STAY/INTERLOCUTORY APPEAL	OTHER TERMINATIONS	TOTAL TERMINATIONS
LICKING COUNTY	507	244	10	86	380	7	0	1,234
LIMA	0	592	13	0	0	0	0	605
LORAIN	0	331	0	73	212	1	0	617
LYNDHURST	286	0	7	0	227	1	0	521
MADISON COUNTY	463	0	0	0	71	0	0	534
MANSFIELD	974	0	15	41	594	16	274	1,914
MARIETTA	3	429	0	24	213	2	0	671
MARION COUNTY	248	43	0	29	128	3	0	451
MARYSVILLE	0	154	1	17	62	0	0	234
MASON	2	69	0	0	29	1	0	101
MASSILLON	26	835	14	0	321	4	0	1,200
MAUMEE	0	141	2	12	51	2	0	208
MEDINA COUNTY	37	510	0	16	152	2	3	720
MENTOR	432	0	8	5	124	2	0	571
MIAMI	993	16	19	0	358	9	0	1,395
MIAMISBURG	0	197	25	21	52	0	4	299
MIDDLETOWN	0	739	1	53	143	7	0	943
MOUNT VERNON	292	0	11	29	158	1	3	494
NAPOLEON	332	0	0	52	5	0	107	496
NEW PHILADELPHIA	25	270	15	5	208	4	17	544
NEWTON FALLS	140	0	2	2	3	0	0	147
NILES	310	0	11	0	137	8	1	467
NORWALK	255	0	0	0	123	0	0	378
OAKWOOD	6	0	7	1	0	0	0	14
OBERLIN	13	141	34	0	65	2	3	258
OREGON	83	0	0	0	71	2	0	156
PAINESVILLE	11	299	5	24	102	3	17	461
PARMA	0	1,128	10	0	0	0	0	1,138
PERRYSBURG	486	0	12	35	135	2	140	810
PORT CLINTON	51	227	2	3	55	1	0	339
PORTAGE COUNTY-KENT	8	304	8	19	90	1	0	430
PORTAGE COUNTY-RAV.	17	910	29	80	179	13	0	1,228
PORTSMOUTH	0	409	16	0	121	4	11	561
ROCKY RIVER	30	675	4	8	0	0	1	718
SANDUSKY	1	1,194	0	2	307	1	10	1,515
SHAKER HEIGHTS	276	161	13	69	378	2	0	899
SHELBY	221	0	0	0	86	0	0	307
SIDNEY	514	0	0	16	224	0	1	755
SOUTH EUCLID	52	67	1	6	50	0	0	176
STEUBENVILLE	0	211	6	69	80	0	0	366
STRUTHERS	0	200	0	0	0	2	0	202
SYLVANIA	218	0	0	0	136	0	0	354
TIFFIN	277	0	9	11	111	28	5	441
TOLEDO	0	1,895	62	0	1,461	7	7	3,432
TOLEDO HOUSING	0	0	0	0	0	0	0	0
UPPER SANDUSKY	134	0	0	0	62	1	3	200
VAN WERT COUNTY	334	111	0	24	239	0	0	708
VANDALIA	124	0	2	0	67	2	0	195
VERMILION	80	0	0	0	41	1	5	127
WADSWORTH	128	0	1	1	34	1	56	221
WARREN	6	1,949	42	174	401	1	0	2,573
WASHINGTON C.H.	317	0	0	0	115	4	1	437
WAYNE COUNTY	1,077	0	0	52	503	0	0	1,632
WILLOUGHBY	42	271	10	44	171	2	73	613
WILMINGTON	370	0	0	0	272	0	0	642
XENIA	1	257	5	0	138	1	6	408
YOUNGSTOWN	0	1,339	0	0	0	0	0	1,339
ZANESVILLE	260	0	0	0	111	37	0	408

STATEWIDE	19,880	45,659	1,196	3,604	20,592	292	1,310	92,533
-----------	--------	--------	-------	-------	--------	-----	-------	--------

MUNICIPAL COURTS - SMALL CLAIMS CASES
STATEWIDE NEW CASES FILED AND TOTAL TERMINATIONS COMPARISON
1987 - 1991



SECTION J

COUNTY COURTS

Note: Statistics for 1991 have been affected by the implementation of amendments to the Rules of Superintendence and procedural changes instituted by the Court Statistical Reporting Section of the Supreme Court. These changes may affect comparisons between statistics reported in 1991 and previous years.

COUNTY COURTS
COMPOSITE ADMINISTRATIVE JUDGE REPORT FOR THE ENTIRE STATE
1991

	FELONIES	MISDE- MEANORS	O.M.V.I.	OTHER TRAFFIC	PERSONAL INJURY AND PROPERTY DAMAGE	CONTRACTS	F. E. D.	OTHER CIVIL	SMALL CLAIMS	TOTAL
CASES PENDING BEGINNING OF YEAR	765	5,889	1,735	19,807	140	1,434	877	1,991	2,013	34,651
NEW CASES FILED	4,524	31,088	14,165	210,789	457	6,298	4,608	3,770	12,077	287,776
TRANSFERRED IN OR REACTIVATED	222	939	376	3,732	4	52	8	12	11	5,356
TOTAL CASES	5,511	37,916	16,276	234,328	601	7,784	5,493	5,773	14,101	327,783
CASES TERMINATED BY:										
HEARING BY JUDGE	2,354	11,420	5,026	45,864	209	4,249	1,961	2,609	8,117	81,809
HEARING BY REFEREE	X	98	88	217	4	102	21	7	49	586
TRANSFER (INCLUDES INDIVIDUAL JUDGE ASSIGNMENT)	914	9,914	8,594	10,739	121	721	234	428	73	31,738
DISMISSAL: LACK OF SPEEDY TRIAL (CRIM.) OR WANT OF PROSECUTION (CIVIL)	73	618	28	438	13	102	450	21	309	2,052
OTHER DISMISSALS	918	2,413	287	8,576	74	777	1,963	713	2,852	18,573
VIOLATIONS BUREAU	X	4,782	X	129,334	X	X	X	X	X	134,116
UNAVAILABILITY OF ACCUSED	313	1,919	355	14,360	X	X	X	X	X	16,947
BANKRUPTCY STAY OR INTERLOCUTORY APPEAL	0	40	3	16	2	40	7	4	35	147
ALL OTHER TERMINATIONS	211	726	379	9,516	41	45	371	1,015	275	12,579
TOTAL TERMINATIONS	4,783	31,930	14,760	219,060	464	6,036	5,007	4,797	11,710	293,547
CASES PENDING END OF YEAR	506	5,986	1,516	15,268	137	1,748	486	976	2,391	29,236
TIME GUIDELINE (MONTHS)	1	6	6	6	24	12	12	12	6	X
CASES PENDING END OF YEAR BEYOND TIME GUIDELINE	53	124	4	310	0	24	2	39	50	606

COUNTY COURTS
COMPOSITE INDIVIDUAL JUDGE REPORT FORM FOR THE ENTIRE STATE
1991

	MISDE- MEANORS	O.M.V.I.	OTHER TRAFFIC	PERSONAL INJURY AND PROPERTY DAMAGE	CONTRACTS	F. E. D.	OTHER CIVIL	TOTAL
CASES PENDING BEGINNING OF YEAR	1,826	1,917	1,506	46	165	54	177	5,691
NEW CASES ASSIGNED	10,096	8,816	11,213	114	746	245	464	31,694
TRANSFERRED IN OR REACTIVATED	543	389	572	6	28	10	29	1,577
TOTAL CASES	12,465	11,122	13,291	166	939	309	670	38,962
CASES TERMINATED BY:								
JURY TRIAL	96	86	78	0	11	2	2	275
COURT TRIAL	3,019	3,318	4,171	79	398	175	346	11,506
DEFAULT	X	X	X	14	223	13	46	296
GUILTY OR NO CONTEST PLEA TO ORIGINAL CHARGE	2,714	3,058	3,009	X	X	X	X	8,781
GUILTY OR NO CONTEST PLEA TO REDUCED CHARGE	1,233	1,617	944	X	X	X	X	3,794
DISMISSAL: LACK OF SPEEDY TRIAL (CRIM.) OR WANT OF PROSECUTION (CIVIL)	243	35	155	1	13	4	2	453
OTHER DISMISSALS	2,654	662	2,233	20	113	54	80	5,816
TRANSFERRED OUT	243	208	157	2	28	14	14	666
REFERRED TO A PRIVATE JUDGE	X	X	X	0	0	0	0	0
UNAVAILABILITY OF ACCUSED	404	310	467	X	X	X	X	1,181
BANKRUPTCY STAY OR INTERLOCUTORY APPEAL	1	1	2	0	9	2	1	16
ALL OTHER TERMINATIONS	307	402	439	7	17	4	84	1,260
TOTAL TERMINATIONS	10,914	9,697	11,655	123	812	268	575	34,044
CASES PENDING END OF YEAR	1,551	1,425	1,636	43	127	41	95	4,918
TIME GUIDELINE (MONTHS)	6	6	6	24	12	12	12	X
CASES PENDING END OF YEAR BEYOND TIME GUIDELINE	168	91	92	0	6	1	5	363

COUNTY COURTS
OVERALL CASELOADS

1991

COURT	NUMBER OF JUDGES	--- POPULATION ---		NEW FILINGS, TRANSFERS, AND REACTIVATIONS			----- TERMINATIONS -----		
		TOTAL	PER JUDGE	TOTAL	PER JUDGE	PER 1000 POPULATION	TOTAL	PER JUDGE	PER 1000 POPULATION
ADAMS	1	25,371	25,371	4,614	4,614	182	4,624	4,624	182
ASHTABULA (E)	1	24,903	24,903	3,889	3,889	156	4,120	4,120	165
ASHTABULA (W)	1	25,504	25,504	4,420	4,420	173	4,761	4,761	187
BELMONT (N)	1	72,000	72,000	3,521	3,521	49	3,357	3,357	47
BELMONT (E)	1	72,000	72,000	4,274	4,274	59	4,310	4,310	60
BELMONT (W)	1	72,000	72,000	8,758	8,758	122	8,893	8,893	124
BROWN	2	34,966	17,483	9,092	4,546	260	7,821	3,911	224
BUTLER #1	1	30,585	30,585	6,014	6,014	197	6,013	6,013	197
BUTLER #2	1	72,275	72,275	4,436	4,436	61	4,161	4,161	58
BUTLER #3	1	44,141	44,141	9,487	9,487	215	9,945	9,945	225
CARROLL	1	26,521	26,521	2,113	2,113	80	2,066	2,066	78
CLERMONT	5	150,187	30,037	29,364	5,873	196	39,033	7,807	260
COLUMBIANA (NW)	1	30,452	30,452	3,611	3,611	119	3,386	3,386	111
COLUMBIANA (E)	1	24,718	24,718	5,472	5,472	221	5,152	5,152	208
COLUMBIANA (SW)	1	27,001	27,001	2,583	2,583	96	3,495	3,495	129
DARKE (NE)	1	29,000	29,000	3,128	3,128	108	3,086	3,086	106
DARKE (SW)	1	21,000	21,000	3,161	3,161	151	3,058	3,058	146
ERIE	1	14,000	14,000	11,600	11,600	829	11,661	11,661	833
FULTON (E)	1	19,540	19,540	6,737	6,737	345	6,732	6,732	345
FULTON (W)	1	18,000	18,000	8,201	8,201	456	8,316	8,316	462
HARRISON	1	16,000	16,000	2,176	2,176	136	2,057	2,057	129
HIGHLAND	1	6,987	6,987	998	998	143	990	990	142
HOLMES	1	32,804	32,804	2,687	2,687	82	2,748	2,748	84
JEFFERSON #1	1	19,678	19,678	2,356	2,356	120	2,319	2,319	118
JEFFERSON #2	1	23,777	23,777	4,210	4,210	177	4,130	4,130	174
JEFFERSON #3	1	14,718	14,718	1,376	1,376	93	1,369	1,369	93
MAHONING #2	1	41,796	41,796	10,755	10,755	257	9,962	9,962	238
MAHONING #3	1	20,000	20,000	3,441	3,441	172	3,349	3,349	167
MAHONING #4	1	42,972	42,972	18,180	18,180	423	18,549	18,549	432
MAHONING #5	1	16,264	16,264	7,163	7,163	440	7,326	7,326	450
MEIGS	1	22,987	22,987	2,610	2,610	114	2,450	2,450	107
MONROE	1	15,497	15,497	1,672	1,672	108	1,676	1,676	108
MONTGOMERY #1	2	60,000	30,000	14,219	7,110	237	12,647	6,324	211
MONTGOMERY #2	2	50,000	25,000	8,003	4,002	160	8,206	4,103	164
MONTGOMERY #3	1	16,500	16,500	2,525	2,525	153	2,542	2,542	154
MORGAN	1	14,000	14,000	639	639	46	679	679	49
MORROW	1	27,749	27,749	14,230	14,230	513	14,964	14,964	539
MUSKINGUM	2	55,290	27,645	12,586	6,293	228	12,182	6,091	220
NOBLE	1	11,336	11,336	1,845	1,845	163	1,845	1,845	163
PAULDING	1	20,488	20,488	4,215	4,215	206	4,174	4,174	204
PERRY	1	31,557	31,557	2,425	2,425	77	2,480	2,480	79
PIKE	1	24,249	24,249	5,020	5,020	207	4,998	4,998	206
PUTNAM	2	33,819	16,910	4,101	2,051	121	3,962	1,981	117
SANDUSKY #1	1	20,873	20,873	7,059	7,059	338	6,598	6,598	316
SANDUSKY #2	1	27,188	27,188	6,602	6,602	243	6,521	6,521	240
TRUMBULL (E)	1	37,213	37,213	1,713	1,713	46	1,882	1,882	51
TRUMBULL (C)	1	37,213	37,213	3,266	3,266	88	3,214	3,214	86
TUSCARAWAS	1	24,491	24,491	4,371	4,371	178	4,292	4,292	175
VINTON	1	11,098	11,098	2,010	2,010	181	1,902	1,902	171
WARREN	2	39,167	19,584	6,781	3,391	173	6,914	3,457	177

STATEWIDE	60	1,649,875	27,498	293,709	4,895	178	300,917	5,015	182
-----------	----	-----------	--------	---------	-------	-----	---------	-------	-----

All population figures based on 1990 U.S. Census

COUNTY COURTS
FELONY OVERALL CASELOADS
1991

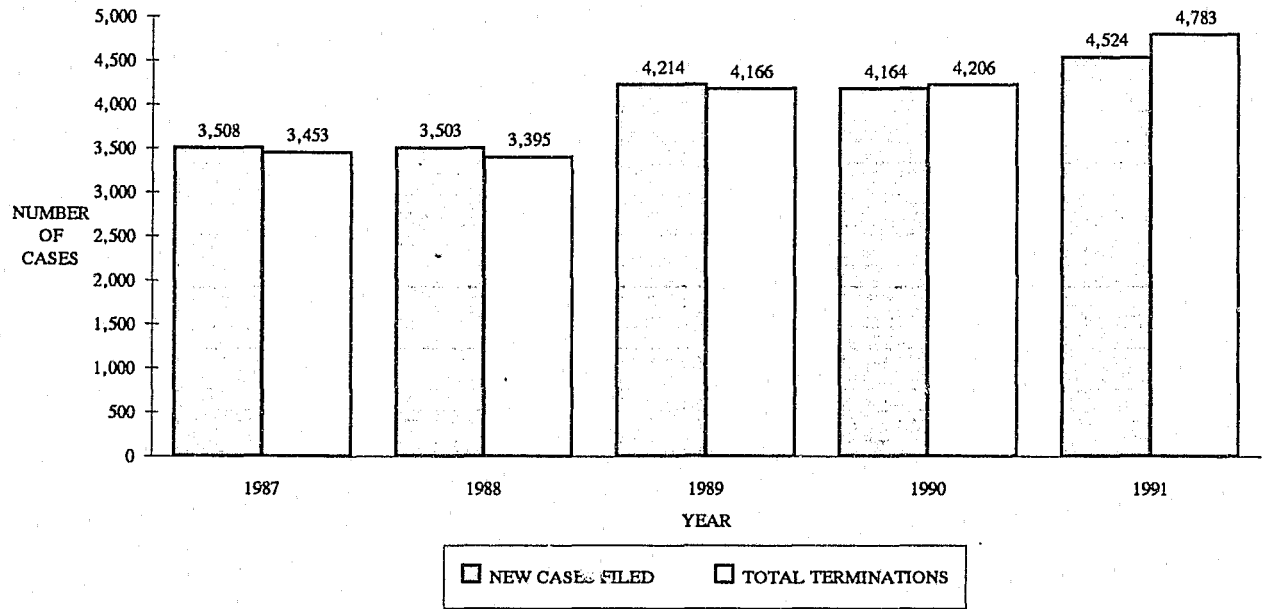
COURT	CASES PENDING JANUARY 1	NEW FILINGS	REACTIVATIONS AND TRANSFERS	TOTAL CASES	TOTAL TERMIN- ATIONS	% NET CASELOAD GAIN/LOSS	CASES PENDING DECEMBER 31	CASES PENDING BEYOND TIME GUIDELINES
ADAMS	9	57	1	67	63	-55.6%	4	0
ASHTABULA (E)	73	181	0	254	213	-43.8%	41	0
ASHTABULA (W)	7	102	0	109	109	-100.0%	0	0
BELMONT (N)	2	97	0	99	80	850.0%	19	0
BELMONT (E)	6	77	0	83	66	183.3%	17	0
BELMONT (W)	12	115	0	127	118	-25.0%	9	0
BROWN	11	64	0	75	70	-54.5%	5	5
BUTLER #1	9	184	4	197	156	355.6%	41	0
BUTLER #2	31	149	1	181	134	51.6%	47	0
BUTLER #3	46	150	0	196	167	-37.0%	29	0
CARROLL	1	56	2	59	58	0.0%	1	0
CLERMONT	337	615	0	952	687	-21.4%	265	0
COLUMBIANA (NW)	2	63	36	101	60	1950.0%	41	0
COLUMBIANA (E)	11	24	0	35	32	-72.7%	3	0
COLUMBIANA (SW)	3	52	0	55	49	100.0%	6	0
DARKE (NE)	0	0	0	0	0	0.0%	0	0
DARKE (SW)	0	0	0	0	0	0.0%	0	0
ERIE	3	59	2	64	64	-100.0%	0	0
FULTON (E)	1	18	0	19	19	-100.0%	0	0
FULTON (W)	3	39	0	42	41	-66.7%	1	1
HARRISON	2	41	0	43	41	0.0%	2	0
HIGHLAND	5	56	3	64	61	-40.0%	3	0
HOLMES	6	50	4	60	59	-83.3%	1	0
JEFFERSON #1	0	17	0	17	17	0.0%	0	0
JEFFERSON #2	0	38	0	38	35	-	3	0
JEFFERSON #3	0	21	1	22	18	-	4	0
MAHONING #2	53	381	104	538	534	-92.5%	4	0
MAHONING #3	2	81	0	83	80	50.0%	3	0
MAHONING #4	1	296	3	300	293	600.0%	7	0
MAHONING #5	28	109	0	137	115	-21.4%	22	0
MEIGS	43	100	0	143	108	-18.6%	35	0
MONROE	0	18	0	18	18	0.0%	0	0
MONTGOMERY #1	6	228	0	234	205	383.3%	29	23
MONTGOMERY #2	0	97	4	101	101	0.0%	0	0
MONTGOMERY #3	1	19	6	26	25	0.0%	1	0
MORGAN	0	22	0	22	22	0.0%	0	0
MORROW	4	63	0	67	67	-100.0%	0	0
MUSKINGUM	0	57	0	57	57	0.0%	0	0
NOBLE	0	23	0	23	17	-	6	0
PAULDING	1	82	1	84	81	200.0%	3	0
PERRY	3	71	0	74	70	33.3%	4	0
PIKE	5	121	0	126	120	20.0%	6	0
PUTNAM	7	58	0	65	54	57.1%	11	0
SANDUSKY #1	4	53	0	57	51	50.0%	6	0
SANDUSKY #2	0	28	8	36	35	-	1	0
TRUMBULL (E)	5	33	0	38	35	-40.0%	3	0
TRUMBULL (C)	4	116	42	162	156	50.0%	6	2
TUSCARAWAS	15	59	0	74	45	93.3%	29	22
VINTON	0	20	0	20	19	-	1	0
WARREN	3	64	0	67	58	200.0%	9	0
STATEWIDE	765	4,524	222	5,511	4,783	-4.8%	728	53

50

COUNTY COURTS
FELONY TERMINATIONS
1991

COURT	PRELIMINARY HEARING BINDER	WAIVER PRELIMINARY HEARING	DISMISSAL FOR LACK OF SPEEDY TRIAL	OTHER DISMISSALS	UNAVAIL- ABILITY OF ACCUSED	BANKRUPTCY STAY/INTERLOC- UTORY APPEAL	OTHER TERMIN- ATIONS	TOTAL TERMIN- ATIONS
ADAMS	20	3	0	40	0	0	0	63
ASHTABULA (E)	144	0	0	22	0	0	47	213
ASHTABULA (W)	90	0	1	6	12	0	0	109
BELMONT (N)	50	2	0	28	0	0	0	80
BELMONT (E)	53	0	0	13	0	0	0	66
BELMONT (W)	63	35	0	5	15	0	0	118
BROWN	47	0	4	17	2	0	0	70
BUTLER #1	44	77	32	0	3	0	0	156
BUTLER #2	42	54	5	29	4	0	0	134
BUTLER #3	100	21	5	38	3	0	0	167
CARROLL	22	8	0	12	16	0	0	58
CLERMONT	378	0	1	157	15	0	136	687
COLUMBIANA (NW)	24	24	0	8	4	0	0	60
COLUMBIANA (E)	8	11	8	4	1	0	0	32
COLUMBIANA (SW)	27	16	0	5	1	0	0	49
DARKE (NE)	0	0	0	0	0	0	0	0
DARKE (SW)	0	0	0	0	0	0	0	0
ERIE	4	39	0	17	4	0	0	64
FULTON (E)	17	0	0	2	0	0	0	19
FULTON (W)	8	18	0	15	0	0	0	41
HARRISON	29	10	0	0	2	0	0	41
HIGHLAND	33	4	0	10	8	0	6	61
HOLMES	7	23	0	24	5	0	0	59
JEFFERSON #1	17	0	0	0	0	0	0	17
JEFFERSON #2	34	0	0	1	0	0	0	35
JEFFERSON #3	16	0	0	1	1	0	0	18
MAHONING #2	169	259	0	31	75	0	0	534
MAHONING #3	55	23	0	1	1	0	0	80
MAHONING #4	187	66	0	24	16	0	0	293
MAHONING #5	111	0	0	0	4	0	0	115
MEIGS	7	19	0	79	2	0	1	108
MONROE	18	0	0	0	0	0	0	18
MONTGOMERY #1	11	74	9	100	11	0	0	205
MONTGOMERY #2	34	14	0	27	26	0	0	101
MONTGOMERY #3	14	0	0	8	3	0	0	25
MORGAN	16	0	0	0	0	0	6	22
MORROW	40	21	0	4	0	0	2	67
MUSKINGUM	46	11	0	0	0	0	0	57
NOBLE	15	0	0	2	0	0	0	17
PAULDING	43	25	1	6	6	0	0	81
PERRY	24	17	0	15	1	0	13	70
PIKE	45	15	0	60	0	0	0	120
PUTNAM	29	0	6	19	0	0	0	54
SANDUSKY #1	28	0	0	23	0	0	0	51
SANDUSKY #2	5	0	1	18	11	0	0	35
TRUMBULL (E)	24	0	0	3	8	0	0	35
TRUMBULL (C)	92	0	0	17	47	0	0	156
TUSCARAWAS	32	0	0	13	0	0	0	45
VINTON	12	0	0	6	1	0	0	19
WARREN	20	25	0	8	5	0	0	58
STATEWIDE	2,354	914	73	918	313	0	211	4,783

**COUNTY COURTS - FELONY CASES
STATEWIDE NEW CASES FILED AND TOTAL TERMINATIONS COMPARISON
1987 - 1991**



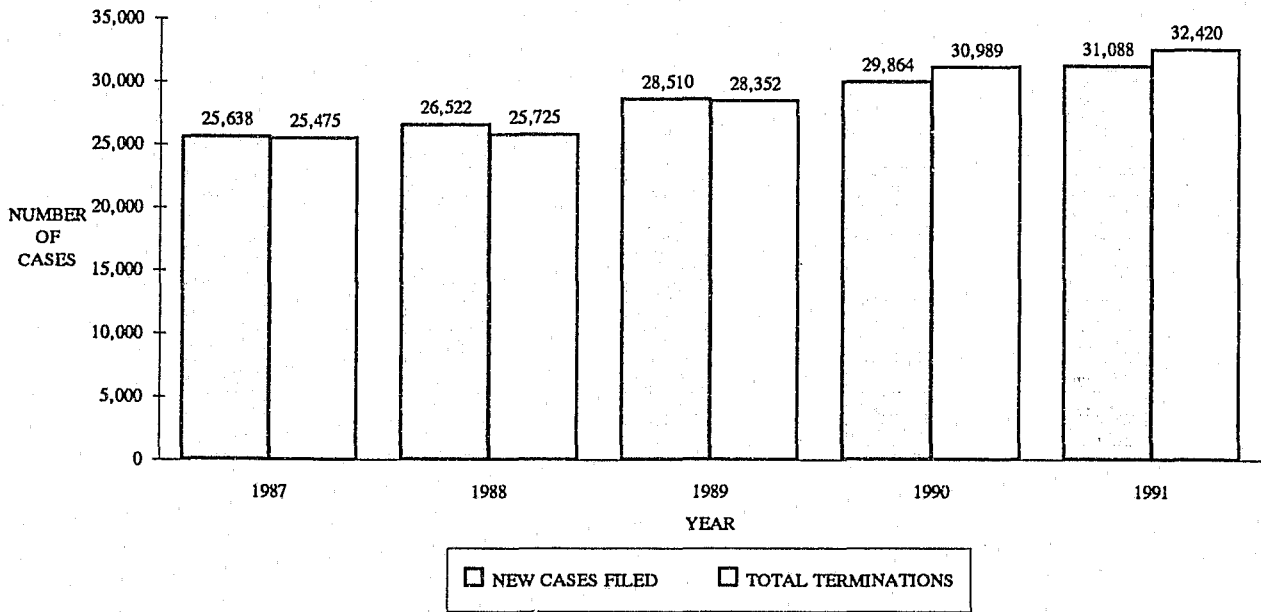
COUNTY COURTS
MISDEMEANOR OVERALL CASELOADS
1991

COURT	CASES PENDING JANUARY 1	NEW FILINGS	REACTIVATIONS AND TRANSFERS	TOTAL CASES	TOTAL TERMIN- ATIONS	% NET CASELOAD GAIN/LOSS	CASES PENDING DECEMBER 31	CASES PENDING BEYOND TIME GUIDELINES
ADAMS	21	372	8	393	366	28.6%	27	1
ASHTABULA (E)	231	437	0	668	642	-88.7%	26	0
ASHTABULA (W)	117	667	0	784	746	-67.5%	38	0
BELMONT (N)	16	821	0	837	717	650.0%	120	0
BELMONT (E)	36	327	0	363	295	88.9%	68	0
BELMONT (W)	111	933	0	1,044	909	21.6%	135	0
BROWN	148	692	4	840	690	1.4%	150	4
BUTLER #1	170	1,759	6	1,929	1,745	8.2%	184	0
BUTLER #2	102	652	9	754	625	26.5%	129	0
BUTLER #3	140	692	0	832	696	-2.9%	136	0
CARROLL	40	646	6	686	611	87.5%	75	0
CLERMONT	4,147	4,148	181	8,295	4,875	-17.5%	3,420	0
COLUMBIANA (NW)	41	262	0	303	244	43.9%	59	0
COLUMBIANA (E)	44	241	2	285	255	-31.8%	30	0
COLUMBIANA (SW)	47	441	0	488	449	-17.0%	39	0
DARKE (NE)	31	220	0	251	251	-100.0%	0	0
DARKE (SW)	31	241	0	272	272	-100.0%	0	0
ERIE	7	249	7	256	256	-100.0%	0	0
FULTON (E)	22	287	0	309	265	100.0%	44	0
FULTON (W)	124	375	0	499	451	-61.3%	48	11
HARRISON	4	364	0	368	312	1300.0%	56	0
HIGHLAND	23	330	106	353	353	-100.0%	0	0
HOLMES	27	273	20	300	300	-100.0%	0	0
JEFFERSON #1	8	115	0	123	105	1400.0%	18	0
JEFFERSON #2	17	147	0	164	149	-11.8%	15	0
JEFFERSON #3	37	95	0	132	120	-67.6%	12	0
MAHONING #2	182	898	267	1,080	1,080	-100.0%	0	0
MAHONING #3	38	377	3	415	396	-50.0%	19	0
MAHONING #4	137	1,287	93	1,424	1,424	-100.0%	0	0
MAHONING #5	24	182	1	206	199	-70.8%	7	0
MEIGS	236	724	36	960	824	-42.4%	136	14
MONROE	13	195	0	208	208	-100.0%	0	0
MONTGOMERY #1	245	2,476	0	2,721	2,206	110.2%	515	73
MONTGOMERY #2	102	1,349	79	1,451	1,451	-100.0%	0	0
MONTGOMERY #3	20	502	47	522	522	-100.0%	0	0
MORGAN	28	295	1	323	323	-100.0%	0	3
MORROW	90	581	30	671	639	-64.4%	32	4
MUSKINGUM	25	762	0	787	766	-16.0%	21	0
NOBLE	0	173	0	173	171	-	2	0
PAULDING	43	416	12	459	459	-100.0%	0	0
PERRY	106	646	3	752	689	-40.6%	63	0
PIKE	78	827	0	905	802	32.1%	103	0
PUTNAM	64	537	0	601	529	12.5%	72	0
SANDUSKY #1	50	253	0	303	259	-12.0%	44	0
SANDUSKY #2	35	142	0	177	136	17.1%	41	0
TRUMBULL (E)	58	198	0	256	232	-58.6%	24	0
TRUMBULL (C)	62	567	12	629	593	-41.9%	36	1
TUSCARAWAS	203	490	0	693	423	33.0%	270	13
VINTON	31	598	0	629	588	32.3%	41	0
WARREN	94	827	6	921	802	26.6%	119	0
STATEWIDE	7,706	31,088	939	38,794	32,420	-17.3%	6,374	124

COUNTY COURTS
MISDEMEANOR TERMINATIONS
1991

COURT	JURY TRIAL	COURT TRIAL	GUILTY/NO CONTEST TO ORIGINAL CHARGE		GUILTY/NO CONTEST TO REDUCED	DISMISSAL FOR LACK OF SPEEDY TRIAL	OTHER DISMISSALS	VIOLATIONS BUREAU	TRANS-FERRED OUT	UNAVAIL- ABILITY OF ACCUSED	BANKRUPTCY		OTHER TERMINATIONS
			JUDGE	REFEREE							STAY/INTER-LOCUTORY APPEAL	TERMINATIONS	
ADAMS	1	1	151	0	1	1	95	91	0	25	0	0	0
ASHTABULA (E)	2	8	297	0	14	0	152	103	0	2	0	64	0
ASHTABULA (W)	12	13	416	0	36	0	139	43	2	85	0	0	0
BELMONT (N)	1	66	378	0	4	0	268	0	0	0	0	0	0
BELMONT (E)	1	0	190	0	0	0	94	0	1	9	0	0	0
BELMONT (W)	2	101	526	0	6	0	69	45	0	160	0	0	0
BROWN	2	25	303	0	11	6	178	49	19	84	0	13	0
BUTLER #1	17	1	785	0	49	443	1	328	12	97	12	0	0
BUTLER #2	3	10	279	0	14	42	81	143	11	42	0	0	0
BUTLER #3	1	24	343	0	3	72	132	87	15	19	0	0	0
CARROLL	4	9	190	0	43	2	139	196	0	24	4	0	0
CLERMONT	5	1,148	910	0	59	17	898	610	138	305	0	785	0
COLUMBIANA (NW)	0	6	132	0	3	0	37	35	13	18	0	0	0
COLUMBIANA (E)	2	6	126	0	6	1	36	45	15	18	0	0	0
COLUMBIANA (SW)	1	3	207	0	12	0	42	150	12	22	0	0	0
DARKE (NE)	0	24	148	0	0	0	51	26	0	2	0	0	0
DARKE (SW)	0	38	165	0	0	0	52	6	0	8	3	0	0
ERIE	0	3	140	0	8	0	25	76	0	4	0	0	0
FULTON (E)	1	57	136	4	1	0	18	19	0	29	0	0	0
FULTON (W)	0	42	207	0	0	0	80	47	2	73	0	0	0
HARRISON	0	1	73	0	0	4	38	157	11	25	1	2	0
HIGHLAND	7	16	192	0	1	1	58	8	5	56	0	9	0
HOLMES	11	7	210	0	1	3	14	0	38	16	0	0	0
JEFFERSON #1	0	29	71	0	0	0	5	0	0	0	0	0	0
JEFFERSON #2	0	1	96	3	1	0	20	19	0	9	0	0	0
JEFFERSON #3	0	2	65	1	5	2	35	10	0	0	0	0	0
MAHONING #2	1	125	439	0	111	0	90	40	0	274	0	0	0
MAHONING #3	1	117	205	0	28	0	2	35	0	8	0	0	0
MAHONING #4	3	319	446	48	1	31	150	217	0	209	0	0	0
MAHONING #5	0	76	99	0	9	0	0	13	2	0	0	0	0
MEIGS	2	4	463	0	17	2	260	52	7	0	0	17	0
MONROE	0	45	91	21	0	6	16	29	0	0	0	0	0
MONTGOMERY #1	1	35	979	0	415	165	351	183	1	58	18	0	0
MONTGOMERY #2	2	26	652	0	102	4	347	170	0	141	0	7	0
MONTGOMERY #3	0	11	209	0	73	6	150	2	0	71	0	0	0
MORGAN	0	17	19	0	0	5	25	240	0	16	1	0	0
MORROW	0	19	234	0	19	8	98	186	0	60	0	15	0
MUSKINGUM	0	79	343	0	10	6	12	316	0	0	0	0	0
NOBLE	0	0	99	0	0	0	9	63	0	0	0	0	0
PAULDING	1	6	343	0	7	2	31	47	0	22	0	0	0
PERRY	4	21	367	15	19	3	77	126	7	35	0	15	0
PIKE	3	26	518	0	6	1	211	1	13	23	0	0	0
PUTNAM	0	0	353	0	25	6	96	48	0	0	0	1	0
SANDUSKY #1	1	3	186	0	4	1	25	29	3	7	0	0	0
SANDUSKY #2	0	12	70	0	2	7	27	10	0	4	0	4	0
TRUMBULL (E)	0	6	131	0	14	10	35	16	0	20	6	0	0
TRUMBULL (C)	0	2	223	0	10	0	52	220	32	54	0	0	0
TUSCARAWAS	0	8	213	0	11	3	91	23	8	7	0	59	0
VINTON	4	7	188	0	0	1	19	339	9	19	2	0	0
WARREN	0	48	369	6	72	0	62	67	2	163	0	13	0
STATEWIDE	96	2,653	13,975	98	1,233	861	4,993	4,765	378	2,323	41	1,004	0

**COUNTY COURTS - MISDEMEANOR CASES
STATEWIDE NEW CASES FILED AND TOTAL TERMINATIONS COMPARISON
1987 - 1991**



COUNTY COURTS
O.M.V.I. OVERALL CASELOADS
1991

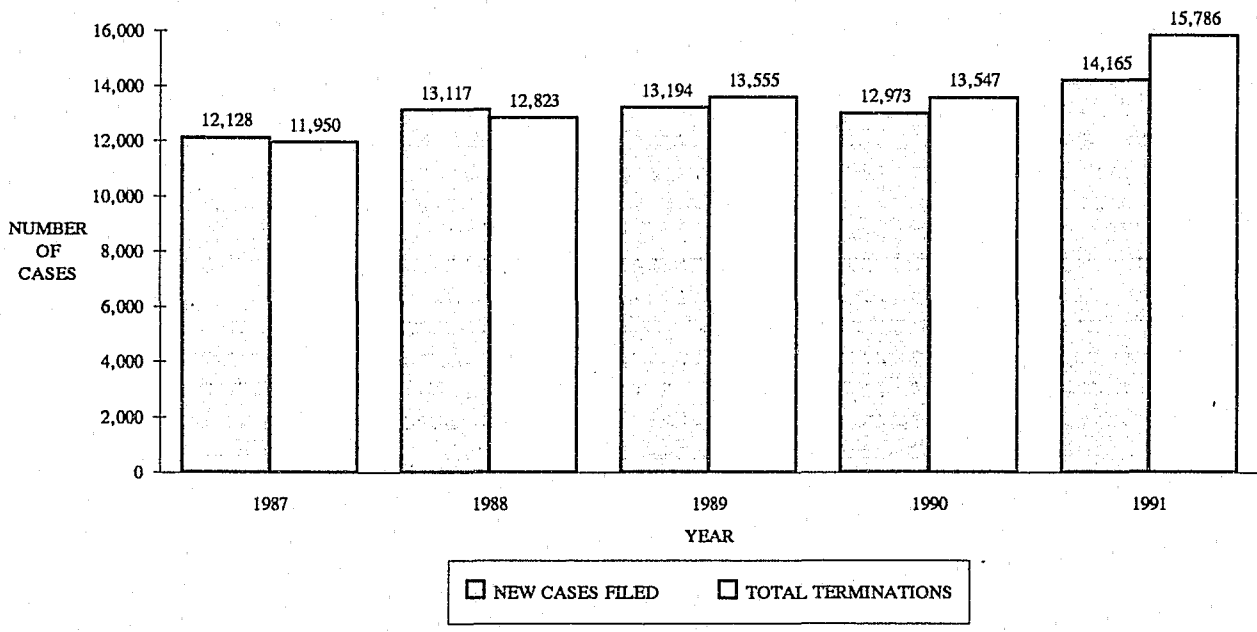
COURT	CASES PENDING JANUARY 1	NEW FILINGS	REACTIVATIONS AND TRANSFERS	TOTAL CASES	TOTAL TERMIN- ATIONS	% NET CASELOAD GAIN/LOSS	CASES PENDING DECEMBER 31	CASES PENDING BEYOND TIME GUIDELINES
ADAMS	64	273	4	341	284	-10.9%	57	6
ASHTABULA (E)	44	232	11	287	262	-43.2%	25	0
ASHTABULA (W)	67	398	0	465	436	-36.7%	29	1
BELMONT (N)	26	421	0	447	438	-65.4%	9	0
BELMONT (E)	25	309	0	334	296	52.0%	38	0
BELMONT (W)	42	329	0	371	337	-19.0%	34	0
BROWN	174	560	24	758	571	7.5%	187	25
BUTLER #1	31	161	5	197	177	-35.5%	20	0
BUTLER #2	56	230	6	292	227	16.1%	65	0
BUTLER #3	52	279	1	332	296	-30.8%	36	0
CARROLL	10	106	2	118	91	170.0%	27	2
CLERMONT	1,797	2,075	310	4,182	3,138	-41.9%	1,044	0
COLUMBIANA (NW)	38	267	1	306	248	52.6%	58	0
COLUMBIANA (E)	32	180	0	212	173	21.9%	39	0
COLUMBIANA (SW)	16	263	0	279	246	106.3%	33	0
DARKE (NE)	17	111	0	128	128	-100.0%	0	0
DARKE (SW)	22	199	0	221	221	-100.0%	0	0
ERIE	17	254	2	273	273	-100.0%	0	0
FULTON (E)	44	212	0	256	228	-36.4%	28	1
FULTON (W)	43	137	1	181	159	-48.8%	22	12
HARRISON	4	135	3	142	124	350.0%	18	0
HIGHLAND	8	71	37	116	97	137.5%	19	0
HOLMES	5	122	5	132	117	200.0%	15	0
JEFFERSON #1	48	243	0	291	239	8.3%	52	0
JEFFERSON #2	12	286	1	299	275	100.0%	24	0
JEFFERSON #3	26	106	0	132	110	-15.4%	22	0
MAHONING #2	18	357	42	417	411	-66.7%	6	0
MAHONING #3	19	198	7	224	203	10.5%	21	0
MAHONING #4	65	780	83	928	851	18.5%	77	0
MAHONING #5	16	127	3	146	140	-62.5%	6	0
MEIGS	29	179	2	210	173	27.6%	37	1
MONROE	6	25	0	31	31	-100.0%	0	0
MONTGOMERY #1	26	446	0	472	398	184.6%	74	12
MONTGOMERY #2	153	433	9	595	557	-75.2%	38	0
MONTGOMERY #3	28	72	25	125	120	-82.1%	5	0
MORGAN	7	62	0	69	57	71.4%	12	3
MORROW	56	358	27	441	441	-100.0%	0	0
MUSKINGUM	30	596	0	626	583	43.3%	43	0
NOBLE	13	57	11	81	75	-53.8%	6	0
PAULDING	10	131	0	141	123	80.0%	18	0
PERRY	32	222	2	256	230	-18.8%	26	1
PIKE	43	335	0	378	348	-30.2%	30	0
PUTNAM	27	177	1	205	153	92.6%	52	0
SANDUSKY #1	28	247	55	330	244	207.1%	86	0
SANDUSKY #2	21	133	8	162	148	-33.3%	14	0
TRUMBULL (E)	38	97	0	135	125	-73.7%	10	0
TRUMBULL (C)	56	173	31	260	211	-12.5%	49	0
TUSCARAWAS	94	334	0	428	316	19.1%	112	31
VINTON	10	131	4	145	131	40.0%	14	0
WARREN	107	536	42	685	526	48.6%	159	0
STATEWIDE	3,652	14,165	765	17,817	15,786	-44.4%	2,031	95

50

COUNTY COURTS
O.M.V.I. TERMINATIONS
1991

COURT	JURY TRIAL	COURT TRIAL	GUILTY/NO CONTEST TO ORIGINAL CHARGE		GUILTY/NO CONTEST TO REDUCED	DISMISSAL FOR LACK OF SPEEDY TRIAL	OTHER DISMISSALS	TRANS-FERRED OUT	UNAVAIL-ABILITY OF ACCUSED	BANKRUPTCY		TOTAL TERMIN-ATIONS
			JUDGE	REFEREE						STAY/INTER-LOCUTORY APPEAL	OTHER TERMIN-ATIONS	
ADAMS	0	12	198	0	43	1	25	0	5	0	0	284
ASHTABULA (E)	1	0	218	0	16	0	23	0	4	0	0	262
ASHTABULA (W)	8	3	339	0	16	2	26	0	42	0	0	436
BELMONT (N)	0	14	349	0	74	0	1	0	0	0	0	438
BELMONT (E)	0	0	282	0	0	0	13	0	1	0	0	296
BELMONT (W)	0	14	209	0	75	0	19	1	19	0	0	337
BROWN	2	2	284	0	170	4	29	10	47	0	23	571
BUTLER #1	8	3	121	0	21	12	0	2	9	1	0	177
BUTLER #2	2	6	163	0	39	2	5	7	3	0	0	227
BUTLER #3	2	8	263	0	0	4	8	7	4	0	0	296
CARROLL	0	0	71	0	16	1	0	0	3	0	0	91
CLERMONT	10	1,798	245	0	3	4	93	159	156	0	670	3,138
COLUMBIANA (NW)	6	10	200	0	14	0	7	8	3	0	0	248
COLUMBIANA (E)	5	0	127	0	21	0	9	5	6	0	0	173
COLUMBIANA (SW)	2	2	182	13	34	0	9	2	2	0	0	246
DARKE (NE)	0	3	110	0	2	0	11	0	2	0	0	128
DARKE (SW)	1	8	197	0	3	0	5	0	7	0	0	221
ERIE	0	0	216	0	46	0	7	0	4	0	0	273
FULTON (E)	3	132	68	6	3	0	9	0	7	0	0	228
FULTON (W)	2	42	72	0	0	0	22	0	21	0	0	159
HARRISON	0	0	71	0	30	4	11	2	4	0	2	124
HIGHLAND	3	6	72	0	0	0	5	0	3	1	7	97
HOLMES	0	0	109	0	0	0	1	7	0	0	0	117
JEFFERSON #1	0	13	154	4	62	2	4	0	0	0	0	239
JEFFERSON #2	0	1	205	14	42	3	8	0	2	0	0	275
JEFFERSON #3	0	0	50	3	44	3	9	0	1	0	0	110
MAHONING #2	0	194	156	0	13	0	30	0	18	0	0	411
MAHONING #3	1	122	60	0	6	0	1	2	11	0	0	203
MAHONING #4	2	535	90	45	33	1	11	0	113	0	21	851
MAHONING #5	0	70	56	0	9	0	0	4	1	0	0	140
MEIGS	0	0	148	0	1	1	21	2	0	0	0	173
MONROE	0	13	14	3	0	0	1	0	0	0	0	31
MONTGOMERY #1	1	3	183	0	195	2	12	2	0	0	0	398
MONTGOMERY #2	3	29	246	0	65	0	201	0	13	0	0	557
MONTGOMERY #3	0	0	52	0	5	0	60	0	3	0	0	120
MORGAN	0	27	18	0	0	5	2	3	2	0	0	57
MORROW	18	4	314	0	49	0	26	1	20	0	9	441
MUSKINGUM	0	15	518	0	39	1	0	10	0	0	0	583
NOBLE	0	0	42	0	15	0	1	16	1	0	0	75
PAULDING	1	0	112	0	4	0	2	1	3	0	0	123
PERRY	1	3	185	0	9	0	19	1	9	0	3	230
PIKE	0	15	271	0	22	0	35	5	0	0	0	348
PUTNAM	0	0	107	0	34	1	11	0	0	0	0	153
SANDUSKY #1	2	0	206	0	14	0	12	10	0	0	0	244
SANDUSKY #2	0	3	105	0	14	1	9	1	15	0	0	148
TRUMBULL (E)	0	1	78	0	17	9	5	0	15	0	0	125
TRUMBULL (C)	0	1	111	0	46	0	16	16	21	0	0	211
TUSCARAWAS	0	0	242	0	16	0	5	0	7	0	46	316
VINTON	2	6	112	0	0	0	4	3	2	2	0	131
WARREN	0	47	68	0	237	0	106	12	56	0	0	526
STATEWIDE	86	3,165	8,069	88	1,617	63	949	299	665	4	781	15,786

COUNTY COURTS - OMVI CASES
STATEWIDE NEW CASES FILED AND TOTAL TERMINATIONS
 1987 - 1991



COUNTY COURTS
OTHER TRAFFIC OVERALL CASELOADS
1991

COURT	CASES	NEW FILINGS	REACTIVATIONS	TOTAL CASES	TOTAL TERMIN- ATIONS	% NET CASELOAD GAIN/LOSS	CASES	CASES PENDING
	PENDING JANUARY 1		AND TRANSFERS				PENDING DECEMBER 31	BEYOND TIME GUIDELINES
ADAMS	48	3,323	2	3,371	2,524	1664.6%	847	0
ASHTABULA (E)	183	2,424	0	2,607	2,396	15.3%	211	0
ASHTABULA (W)	234	2,789	0	3,023	2,952	-69.7%	71	0
BELMONT (N)	47	1,792	0	1,839	1,780	25.5%	59	0
BELMONT (E)	316	3,324	0	3,640	3,430	-33.5%	210	0
BELMONT (W)	627	7,005	0	7,632	7,135	-20.7%	497	0
BROWN	346	7,025	2	7,371	5,792	356.4%	1,579	140
BUTLER #1	141	3,424	4	3,565	3,462	-27.0%	103	0
BUTLER #2	165	2,991	7	3,156	2,774	131.5%	382	0
BUTLER #3	444	7,725	0	8,169	8,044	-71.8%	125	0
CARROLL	30	909	8	939	914	-16.7%	25	0
CLERMONT	11,024	16,491	164	27,515	24,045	-68.5%	3,470	0
COLUMBIANA (NW)	123	2,039	0	2,162	1,939	81.3%	223	0
COLUMBIANA (E)	196	4,642	10	4,838	4,405	120.9%	433	0
COLUMBIANA (SW)	102	2,559	1	2,661	2,482	75.5%	179	0
DARKE (NE)	93	2,310	0	2,403	2,403	-100.0%	0	0
DARKE (SW)	87	1,997	0	2,084	2,084	-100.0%	0	0
ERIE	273	10,893	2	11,166	10,960	-24.5%	206	0
FULTON (E)	384	5,609	1	5,993	5,648	-10.2%	345	0
FULTON (W)	434	6,458	310	6,892	6,818	-82.9%	74	3
HARRISON	17	1,389	0	1,406	1,364	147.1%	42	0
HIGHLAND	13	220	41	233	233	-100.0%	0	0
HOLMES	41	1,658	16	1,699	1,699	-100.0%	0	0
JEFFERSON #1	35	1,767	0	1,802	1,774	-20.0%	28	0
JEFFERSON #2	33	3,497	0	3,530	3,483	42.4%	47	0
JEFFERSON #3	29	970	1	999	950	69.0%	49	0
MAHONING #2	520	7,283	117	7,803	6,642	123.3%	1,161	0
MAHONING #3	128	2,384	29	2,512	2,329	43.0%	183	0
MAHONING #4	1,523	14,041	225	15,564	14,914	-57.3%	650	0
MAHONING #5	118	5,916	0	6,034	5,963	-39.8%	71	0
MEIGS	121	1,123	16	1,244	995	105.8%	249	37
MONROE	15	1,184	0	1,199	1,199	-100.0%	0	0
MONTGOMERY #1	190	10,317	0	10,507	9,391	487.4%	1,116	98
MONTGOMERY #2	114	5,136	176	5,250	5,250	-100.0%	0	0
MONTGOMERY #3	33	1,575	58	1,608	1,608	-100.0%	0	0
MORGAN	8	111	0	119	114	-37.5%	5	1
MORROW	961	11,494	1,092	12,455	12,455	-100.0%	0	23
MUSKINGUM	208	10,738	0	10,946	10,402	161.5%	544	0
NOBLE	19	1,473	0	1,492	1,482	-47.4%	10	0
PAULDING	42	3,163	34	3,205	3,169	-14.3%	36	0
PERRY	56	1,019	6	1,075	1,043	-42.9%	32	0
PIKE	207	3,424	0	3,631	3,437	-6.3%	194	0
PUTNAM	154	2,727	1	2,881	2,652	48.7%	229	0
SANDUSKY #1	236	5,290	729	5,526	5,526	-100.0%	0	0
SANDUSKY #2	150	5,560	588	5,710	5,710	-100.0%	0	0
TRUMBULL (E)	102	1,087	0	1,189	1,139	-51.0%	50	0
TRUMBULL (C)	124	1,835	13	1,959	1,897	-50.0%	62	2
TUSCARAWAS	213	2,867	0	3,080	2,761	49.8%	319	6
VINTON	36	1,125	0	1,161	1,047	216.7%	114	0
WARREN	569	4,728	79	5,297	5,036	-54.1%	261	0
STATEWIDE	21,312	210,830	3,732	232,142	218,440	-35.7%	13,702	310

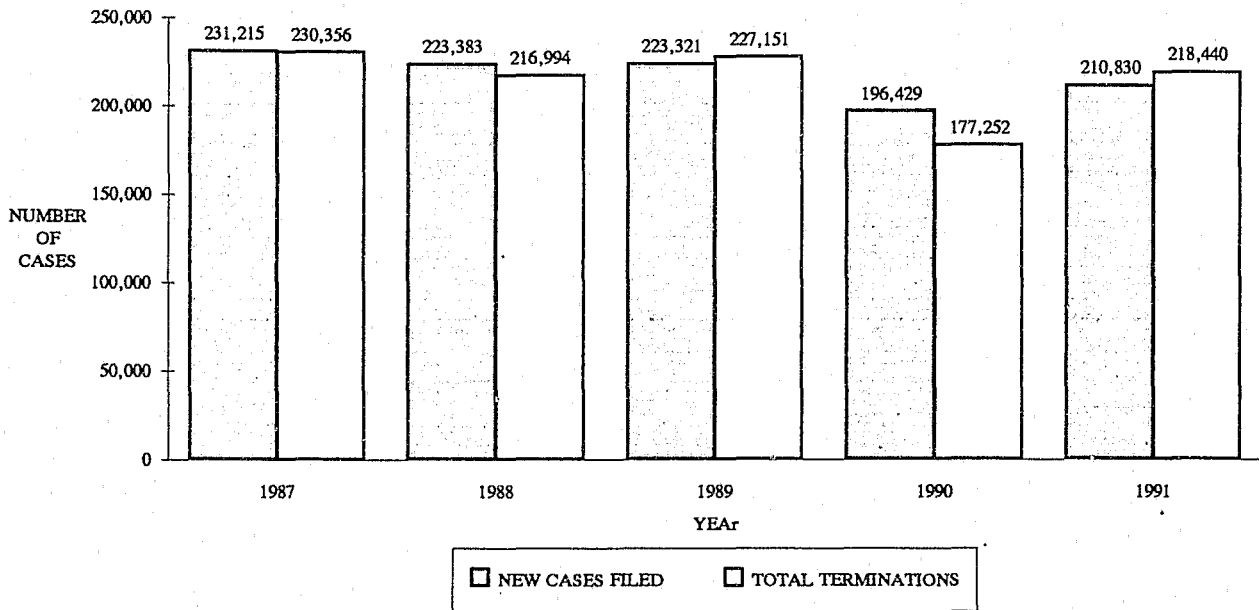
COUNTY COURTS
OTHER TRAFFIC TERMINATIONS

1991

COURT	GUILTY/NO CONTEST TO ORIGINAL CHARGE				GUILTY/NO CONTEST TO REDUCED SPEEDY TRIAL		DISMISSAL FOR LACK OF SPEEDY TRIAL	OTHER DISMISSALS	VIOLATIONS BUREAU	TRANSFERRED OUT	BANKRUPTCY		
	JURY TRIAL	COURT TRIAL	JUDGE	REFEREE	REDUCED	SPEEDY TRIAL					UNAVAIL- ABILITY OF ACCUSED	STAY/INTER- LOCUTORY APPEAL	OTHER TERMINATIONS
ADAMS	0	13	609	0	4	0	41	2,524	3	46	4	69	
ASHTABULA (E)	0	6	495	0	15	0	401	1,419	4	4	1	51	
ASHTABULA (W)	2	20	1,037	0	20	5	736	935	0	197	0	0	
BELMONT (N)	0	91	484	0	2	0	63	0	0	1,140	0	0	
BELMONT (E)	0	0	548	0	0	209	143	94	0	2,436	0	0	
BELMONT (W)	0	13	538	0	23	0	1,406	4,312	0	843	0	0	
BROWN	2	32	505	0	55	5	42	5,108	5	28	0	10	
BUTLER #1	19	5	1,113	0	34	120	0	2,095	4	68	4	0	
BUTLER #2	3	2	875	0	41	21	39	1,730	15	48	0	0	
BUTLER #3	1	81	2,584	0	6	31	64	5,210	16	49	0	0	
CARROLL	0	7	302	0	17	0	16	559	0	12	1	0	
CLERMONT	1	900	1,320	0	4	2	813	10,414	77	1,646	1	8,867	
COLUMBIANA (NW)	0	22	755	0	5	0	225	900	15	17	0	0	
COLUMBIANA (E)	0	20	577	0	2	0	20	3,649	9	128	0	0	
COLUMBIANA (SW)	4	7	579	0	11	1	373	1,429	24	54	0	0	
DARKE (NE)	5	37	635	0	0	0	361	1,355	0	10	0	0	
DARKE (SW)	0	27	554	0	0	0	360	1,005	0	135	3	0	
ERIE	0	1	4,783	0	24	0	976	5,174	0	2	0	0	
FULTON (E)	9	154	1,160	23	10	2	203	3,470	0	617	0	0	
FULTON (W)	0	57	223	0	0	5	225	5,502	0	805	0	1	
HARRISON	0	2	132	0	10	16	63	1,073	10	52	1	5	
HIGHLAND	1	11	135	0	0	0	18	51	6	7	0	4	
HOLMES	19	5	628	0	1	4	22	978	31	11	0	0	
JEFFERSON #1	0	0	1,759	15	0	0	0	0	0	0	0	0	
JEFFERSON #2	0	36	388	8	3	1	30	3,016	0	1	0	0	
JEFFERSON #3	0	0	222	1	1	0	11	712	0	3	0	0	
MAHONING #2	2	543	2,566	0	0	0	205	3,139	0	86	0	101	
MAHONING #3	0	285	1,104	0	3	0	30	822	0	71	0	14	
MAHONING #4	1	1,172	4,016	114	10	41	371	8,338	0	503	0	348	
MAHONING #5	0	61	2,374	0	5	0	0	3,522	1	0	0	0	
MEIGS	0	3	177	0	11	1	92	650	0	0	0	61	
MONROE	0	78	271	41	2	5	57	645	0	100	0	0	
MONTGOMERY #1	0	59	2,944	0	339	73	324	5,605	0	41	1	5	
MONTGOMERY #2	2	63	1,714	0	60	2	231	2,878	0	298	0	2	
MONTGOMERY #3	0	8	670	0	13	2	138	731	0	46	0	0	
MORGAN	0	13	12	1	0	2	4	74	4	4	0	0	
MORROW	0	35	583	0	110	4	351	8,501	0	2,604	0	267	
MUSKINGUM	0	94	716	0	8	0	595	8,989	0	0	0	0	
NOBLE	0	0	257	0	0	2	38	1,185	0	0	0	0	
PAULDING	0	4	338	0	6	3	15	2,694	0	105	0	4	
PERRY	2	13	269	0	0	0	147	560	0	38	0	14	
PIKE	0	39	1,918	0	0	0	478	938	0	64	0	0	
PUTNAM	0	4	660	0	7	2	382	1,595	0	1	0	1	
SANDUSKY #1	0	1	471	0	4	0	157	4,117	7	769	0	0	
SANDUSKY #2	4	27	344	0	6	19	31	4,415	0	864	0	0	
TRUMBULL (E)	0	0	357	0	8	11	37	673	0	53	0	0	
TRUMBULL (C)	0	2	485	0	4	0	69	1,220	51	66	0	0	
TUSCARAWAS	0	0	688	0	9	4	69	1,774	0	88	0	129	
VINTON	1	6	186	0	0	0	165	657	1	29	2	0	
WARREN	0	57	2,801	14	51	0	172	1,299	2	638	0	2	
STATEWIDE	78	4,118	48,861	217	944	593	10,809	127,735	285	14,827	18	9,955	

50

**COUNTY COURTS - OTHER TRAFFIC CASES
STATEWIDE NEW CASES FILED AND TOTAL TERMINATIONS COMPARISON
1987 - 1991**



COUNTY COURTS
PERSONAL INJURY AND PROPERTY DAMAGE OVERALL CASELOADS
1991

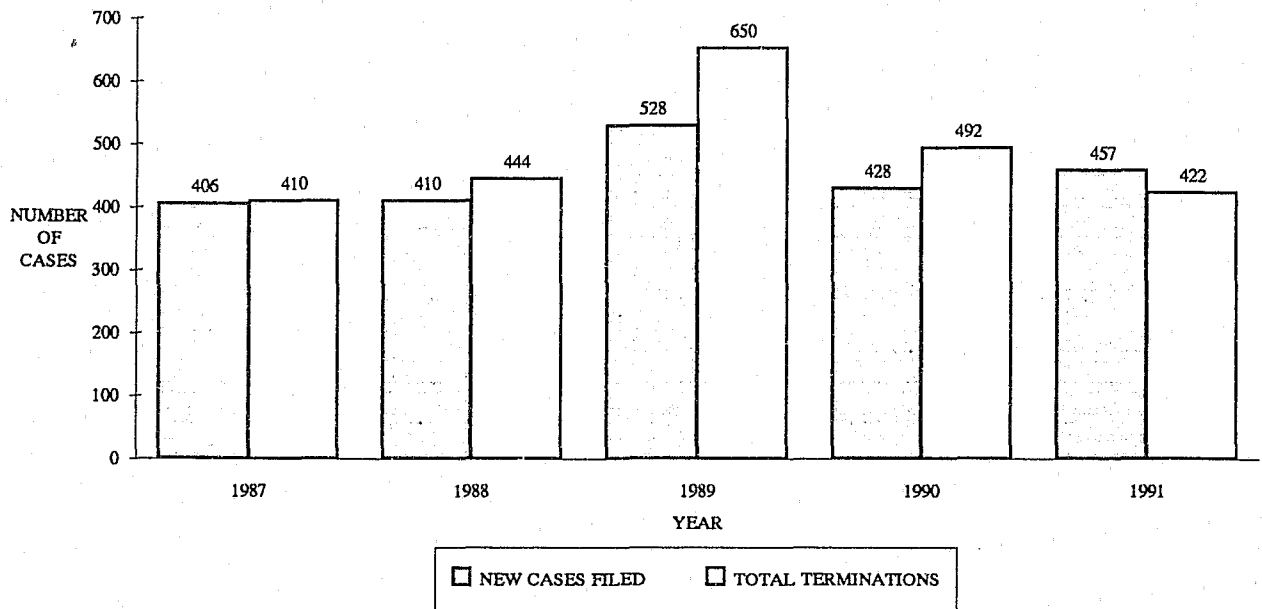
COURT	CASES PENDING JANUARY 1	NEW FILINGS	REACTIVATIONS AND TRANSFERS	TOTAL CASES	TOTAL TERMIN- ATIONS	% NET CASELOAD GAIN/LOSS	CASES PENDING DECEMBER 31	CASES PENDING BEYOND TIME GUIDELINES
ADAMS	6	12	2	20	19	-83.3%	1	0
ASHTABULA (E)	1	9	1	11	6	400.0%	5	0
ASHTABULA (W)	0	0	0	0	0	0.0%	0	0
BELMONT (N)	1	6	0	7	4	200.0%	3	0
BELMONT (E)	3	8	0	11	5	100.0%	6	0
BELMONT (W)	0	0	0	0	0	0.0%	0	0
BROWN	14	22	4	40	27	-7.1%	13	0
BUTLER #1	6	11	0	17	9	33.3%	8	0
BUTLER #2	6	4	0	10	9	-83.3%	1	0
BUTLER #3	3	5	0	8	8	-100.0%	0	0
CARROLL	0	0	0	0	0	0.0%	0	0
CLERMONT	0	0	0	0	0	0.0%	0	0
COLUMBIANA (NW)	1	4	0	5	2	200.0%	3	0
COLUMBIANA (E)	6	6	0	12	11	-83.3%	1	0
COLUMBIANA (SW)	6	18	0	24	17	16.7%	7	0
DARKE (NE)	2	16	0	18	10	300.0%	8	0
DARKE (SW)	3	13	0	16	9	133.3%	7	0
ERIE	1	0	0	1	1	-100.0%	0	0
FULTON (E)	0	0	0	0	0	0.0%	0	0
FULTON (W)	0	0	0	0	0	0.0%	0	0
HARRISON	1	4	1	6	4	100.0%	2	0
HIGHLAND	0	5	0	5	5	0.0%	0	0
HOLMES	0	0	0	0	0	0.0%	0	0
JEFFERSON #1	0	0	0	0	0	0.0%	0	0
JEFFERSON #2	0	0	0	0	0	0.0%	0	0
JEFFERSON #3	0	0	0	0	0	0.0%	0	0
MAHONING #2	4	20	0	24	20	0.0%	4	0
MAHONING #3	2	2	0	4	4	-100.0%	0	0
MAHONING #4	5	27	0	32	32	-100.0%	0	0
MAHONING #5	10	74	0	84	73	10.0%	11	0
MEIGS	8	15	0	23	9	75.0%	14	0
MONROE	0	0	0	0	0	0.0%	0	0
MONTGOMERY #1	0	4	0	4	2	-	2	0
MONTGOMERY #2	11	39	0	50	37	18.2%	13	0
MONTGOMERY #3	6	19	0	25	22	-50.0%	3	0
MORGAN	0	5	0	5	3	-	2	0
MORROW	0	2	0	2	1	-	1	0
MUSKINGUM	0	0	0	0	0	0.0%	0	0
NOBLE	1	8	0	9	4	400.0%	5	0
PAULDING	1	9	0	10	6	300.0%	4	0
PERRY	4	21	1	26	15	175.0%	11	0
PIKE	9	13	0	22	12	11.1%	10	0
PUTNAM	0	0	0	0	0	0.0%	0	0
SANDUSKY #1	0	3	0	3	1	-	2	0
SANDUSKY #2	3	5	0	8	7	-66.7%	1	0
TRUMBULL (E)	5	8	0	13	10	-40.0%	3	0
TRUMBULL (C)	3	7	0	10	7	0.0%	3	0
TUSCARAWAS	39	14	0	53	38	-61.5%	15	0
VINTON	0	0	0	0	0	0.0%	0	0
WARREN	15	19	1	35	21	-6.7%	14	0
STATEWIDE	186	457	10	643	422	18.8%	221	0

50

COUNTY COURTS
PERSONAL INJURY AND PROPERTY DAMAGE TERMINATIONS
1991

COURT	JURY TRIAL	COURT TRIAL	DEFAULT HEARING BY JUDGE	DEFAULT HEARING BY REFEREE	DISMISSAL FOR WANT OF PROSECUTION	OTHER DISMISSALS	TRANSFERRED OUT	PRIVATE JUDGE REFERRAL	BANKRUPTCY STAY/INTERLOCUTORY APPEAL	OTHER TERMINATIONS	TOTAL TERMINATIONS
ADAMS	0	1	10	0	1	0	3	0	1	3	19
ASHTABULA (E)	0	0	0	0	0	5	0	0	0	1	6
ASHTABULA (W)	0	0	0	0	0	0	0	0	0	0	0
BELMONT (N)	0	0	4	0	0	0	0	0	0	0	4
BELMONT (E)	0	0	5	0	0	0	0	0	0	0	5
BELMONT (W)	0	0	0	0	0	0	0	0	0	0	0
BROWN	0	2	13	0	0	9	0	0	0	3	27
BUTLER #1	0	0	4	0	4	0	1	0	0	0	9
BUTLER #2	C	3	3	0	1	2	0	0	0	0	9
BUTLER #3	0	0	4	0	1	3	0	0	0	0	8
CARROLL	0	0	0	0	0	0	0	0	0	0	0
CLERMONT	0	0	0	0	0	0	0	0	0	0	0
COLUMBIANA (NW)	0	0	0	0	0	2	0	0	0	0	2
COLUMBIANA (E)	0	0	8	0	0	3	0	0	0	0	11
COLUMBIANA (SW)	0	0	11	0	0	5	1	0	0	0	17
DARKE (NE)	0	0	7	0	0	3	0	0	0	0	10
DARKE (SW)	0	0	6	0	0	3	0	0	0	0	9
ERIE	0	0	0	0	0	1	0	0	0	0	1
FULTON (E)	0	0	0	0	0	0	0	0	0	0	0
FULTON (W)	0	0	0	0	0	0	0	0	0	0	0
HARRISON	0	0	4	0	0	0	0	0	0	0	4
HIGHLAND	0	0	4	0	0	0	0	0	0	1	5
HOLMES	0	0	0	0	0	0	0	0	0	0	0
JEFFERSON #1	0	0	0	0	0	0	0	0	0	0	0
JEFFERSON #2	0	0	0	0	0	0	0	0	0	0	0
JEFFERSON #3	0	0	0	0	0	0	0	0	0	0	0
MAHONING #2	0	6	11	0	0	2	0	0	0	1	20
MAHONING #3	0	4	0	0	0	0	0	0	0	0	4
MAHONING #4	0	20	3	2	0	5	2	0	0	0	32
MAHONING #5	0	33	40	0	0	0	0	0	0	0	73
MEIGS	0	0	7	0	0	2	0	0	0	0	9
MONROE	0	0	0	0	0	0	0	0	0	0	0
MONTGOMERY #1	0	0	2	0	0	0	0	0	0	0	2
MONTGOMERY #2	0	4	15	0	1	17	0	0	0	0	37
MONTGOMERY #3	0	3	9	0	4	5	0	0	1	0	22
MORGAN	0	3	0	0	0	0	0	0	0	0	3
MORROW	0	0	0	0	0	1	0	0	0	0	1
MUSKINGUM	0	0	0	0	0	0	0	0	0	0	0
NOBLE	0	0	4	0	0	0	0	0	0	0	4
PAULDING	0	0	4	0	0	2	0	0	0	0	6
PERRY	0	0	9	2	0	4	0	0	0	0	15
PIKE	0	0	7	0	0	5	0	0	0	0	12
PUTNAM	0	0	0	0	0	0	0	0	0	0	0
SANDUSKY #1	0	0	1	0	0	0	0	0	0	0	1
SANDUSKY #2	0	0	4	0	1	1	1	0	0	0	7
TRUMBULL (E)	0	0	6	0	0	4	0	0	0	0	10
TRUMBULL (C)	0	0	4	0	1	2	0	0	0	0	7
TUSCARAWAS	0	0	5	0	0	3	0	0	0	30	38
VINTON	0	0	0	0	0	0	0	0	0	0	0
WARREN	0	0	9	0	0	5	0	0	0	7	21
STATEWIDE	0	79	223	4	14	94	8	0	2	46	470

COUNTY COURTS - PERSONAL INJURY AND PROPERTY DAMAGE CASES
STATEWIDE NEW CASES FILED AND TOTAL TERMINATIONS COMPARISON
1987 - 1991



COUNTY COURTS
CONTRACTS OVERALL CASELOADS
1991

COURT	CASES PENDING JANUARY 1	NEW FILINGS	REACTIVATIONS AND TRANSFERS	TOTAL CASES	TOTAL TERMIN- ATIONS	% NET CASELOAD GAIN/LOSS	CASES PENDING DECEMBER 31	CASES PENDING BEYOND TIME GUIDELINES
ADAMS	27	112	6	145	126	-29.6%	19	0
ASHTABULA (E)	21	154	15	190	148	100.0%	42	0
ASHTABULA (W)	142	190	2	334	241	-34.5%	93	24
BELMONT (N)	29	84	0	113	75	31.0%	38	0
BELMONT (E)	26	70	0	96	58	46.2%	38	0
BELMONT (W)	38	109	0	147	109	0.0%	38	0
BROWN	33	42	3	78	51	-18.2%	27	2
BUTLER #1	47	155	0	202	138	36.2%	64	0
BUTLER #2	18	32	0	50	39	-38.9%	11	0
BUTLER #3	65	192	0	257	202	-15.4%	55	0
CARROLL	2	4	0	6	6	-100.0%	0	0
CLERMONT	0	0	0	0	0	0.0%	0	0
COLUMBIANA (NW)	150	596	0	746	500	64.0%	246	0
COLUMBIANA (E)	76	95	0	171	74	27.6%	97	0
COLUMBIANA (SW)	18	66	2	86	75	-38.9%	11	0
DARKE (NE)	53	216	1	270	220	-5.7%	50	0
DARKE (SW)	66	351	1	418	317	53.0%	101	0
ERIE	8	0	0	8	8	-100.0%	0	0
FULTON (E)	0	0	0	0	0	0.0%	0	0
FULTON (W)	1	2	0	3	2	0.0%	1	0
HARRISON	17	68	7	92	67	47.1%	25	0
HIGHLAND	9	34	4	47	40	-22.2%	7	0
HOLMES	34	81	18	133	112	-38.2%	21	0
JEFFERSON #1	4	84	0	88	78	150.0%	10	0
JEFFERSON #2	25	93	0	118	80	52.0%	38	0
JEFFERSON #3	11	58	0	69	51	63.6%	18	0
MAHONING #2	20	487	10	517	517	-100.0%	0	0
MAHONING #3	4	166	0	170	156	250.0%	14	0
MAHONING #4	15	397	1	413	385	86.7%	28	0
MAHONING #5	75	339	2	416	399	-77.3%	17	0
MEIGS	38	72	0	110	70	5.3%	40	0
MONROE	0	0	0	0	0	0.0%	0	0
MONTGOMERY #1	11	306	0	317	182	1127.3%	135	1
MONTGOMERY #2	56	242	0	298	245	-5.4%	53	0
MONTGOMERY #3	12	36	2	50	42	-33.3%	8	0
MORGAN	4	32	0	36	31	25.0%	5	0
MORROW	19	181	0	200	153	147.4%	47	0
MUSKINGUM	60	186	0	246	182	6.7%	64	0
NOBLE	2	14	2	18	13	150.0%	5	0
PAULDING	1	5	0	6	4	100.0%	2	0
PERRY	13	41	1	55	46	-30.8%	9	1
PIKE	55	125	0	180	117	14.5%	63	0
PUTNAM	35	99	0	134	87	34.3%	47	0
SANDUSKY #1	20	101	0	121	97	20.0%	24	0
SANDUSKY #2	21	41	0	62	46	-23.8%	16	0
TRUMBULL (E)	54	77	0	131	116	-72.2%	15	0
TRUMBULL (C)	37	118	3	158	123	-5.4%	35	2
TUSCARAWAS	45	147	0	192	155	-17.8%	37	0
VINTON	0	0	0	0	0	0.0%	0	0
WARREN	82	198	0	280	177	25.6%	103	0
STATEWIDE	1,599	6,298	80	7,897	6,049	15.6%	1,848	30

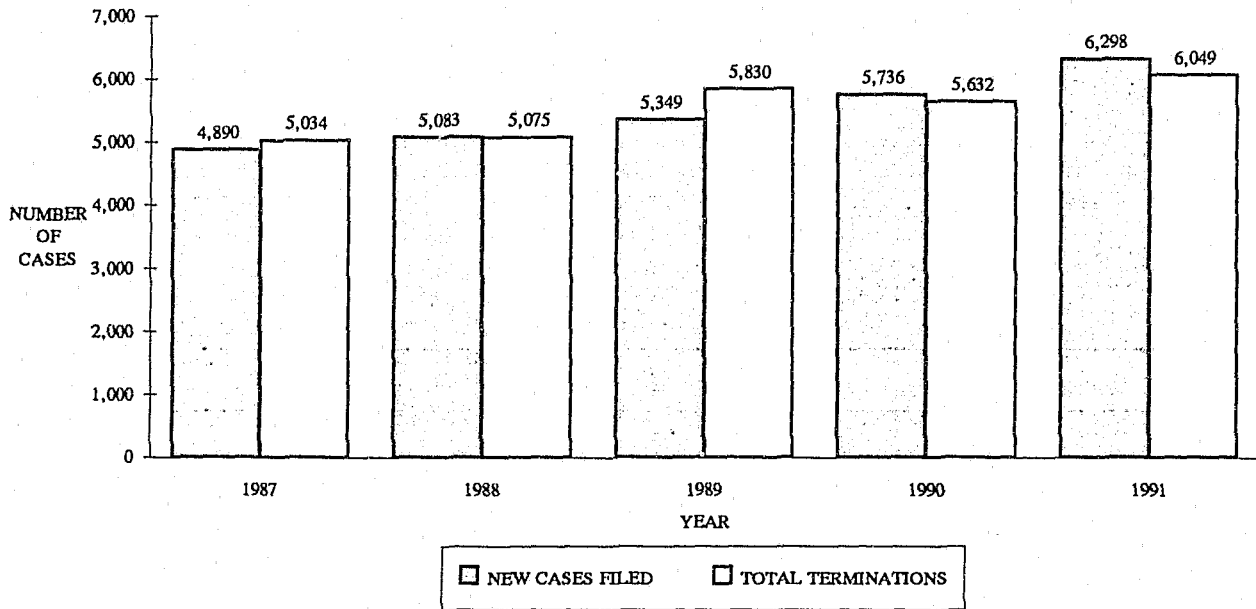
50

COUNTY COURTS
CONTRACTS TERMINATIONS
1991

COURT	JURY TRIAL	COURT TRIAL	DEFAULT HEARING BY JUDGE	DEFAULT HEARING BY REFEREE	DISMISSAL FOR WANT OF PROSECUTION	OTHER DISMISSALS	TRANSFERRED OUT	PRIVATE JUDGE REFERRAL	BANKRUPTCY STAY/INTERLOCUTORY APPEAL	OTHER TERMINATIONS	TOTAL TERMINATIONS
ADAMS	0	3	89	0	8	6	7	0	1	12	126
ASHTABULA (E)	0	6	94	0	1	39	0	0	1	7	148
ASHTABULA (W)	3	5	169	0	6	54	0	0	4	0	241
BELMONT (N)	0	0	75	0	0	0	0	0	0	0	75
BELMONT (E)	0	0	54	0	0	4	0	0	0	0	58
BELMONT (W)	0	0	108	0	0	0	0	0	1	0	109
BROWN	0	3	27	0	0	16	3	0	0	2	51
BUTLER #1	3	0	99	0	31	3	1	0	1	0	138
BUTLER #2	0	2	19	0	4	14	0	0	0	0	39
BUTLER #3	0	11	90	0	32	61	6	0	0	2	202
CARROLL	0	0	3	0	0	3	0	0	0	0	6
CLERMONT	0	0	0	0	0	0	0	0	0	0	0
COLUMBIANA (NW)	1	5	419	0	0	69	6	0	0	0	500
COLUMBIANA (E)	0	0	54	0	0	19	1	0	0	0	74
COLUMBIANA (SW)	0	0	59	0	0	14	2	0	0	0	75
DARKE (NE)	0	5	175	0	0	36	0	0	4	0	220
DARKE (SW)	0	7	256	0	0	52	0	0	2	0	317
ERIE	0	1	6	0	0	1	0	0	0	0	8
FULTON (E)	0	0	0	0	0	0	0	0	0	0	0
FULTON (W)	0	0	2	0	0	0	0	0	0	0	2
HARRISON	0	0	63	0	0	3	0	0	1	0	67
HIGHLAND	0	0	29	0	3	2	2	0	1	3	40
HOLMES	1	4	67	0	0	16	22	0	2	0	112
JEFFERSON #1	0	0	78	0	0	0	0	0	0	0	78
JEFFERSON #2	0	0	62	0	0	18	0	0	0	0	80
JEFFERSON #3	0	0	49	0	0	2	0	0	0	0	51
MAHONING #2	0	54	302	87	0	54	0	0	10	10	517
MAHONING #3	0	34	90	0	0	24	8	0	0	0	156
MAHONING #4	1	92	232	1	5	49	0	0	5	0	385
MAHONING #5	0	88	311	0	0	0	0	0	0	0	399
MEIGS	0	0	50	0	4	15	1	0	0	0	70
MONROE	0	0	0	0	0	0	0	0	0	0	0
MONTGOMERY #1	0	5	137	0	1	39	0	0	0	0	182
MONTGOMERY #2	1	17	181	0	0	43	2	0	1	0	245
MONTGOMERY #3	0	2	31	0	2	7	0	0	0	0	42
MORGAN	0	22	4	0	0	4	0	0	0	1	31
MORROW	0	9	105	0	6	32	1	0	0	0	153
MUSKINGUM	0	1	145	0	0	36	0	0	0	0	182
NOBLE	0	1	7	0	3	1	1	0	0	0	13
PAULDING	0	0	3	0	0	1	0	0	0	0	4
PERRY	0	0	24	14	0	6	1	0	1	0	46
PIKE	0	0	81	0	0	33	0	0	3	0	117
PUTNAM	0	3	72	0	0	12	0	0	0	0	87
SANDUSKY #1	0	0	81	0	0	16	0	0	0	0	97
SANDUSKY #2	0	0	42	0	0	3	1	0	0	0	46
TRUMBULL (E)	0	0	98	0	0	16	0	0	2	0	116
TRUMBULL (C)	1	6	87	0	9	14	4	0	2	0	123
TUSCARAWAS	0	1	119	0	0	21	1	0	7	6	155
VINTON	0	0	0	0	0	0	0	0	0	0	0
WARREN	0	2	124	0	0	32	0	0	0	19	177
STATEWIDE	11	389	4,472	102	115	890	70	0	49	62	6,160

50

COUNTY COURTS - CONTRACTS CASES
STATEWIDE NEW CASES FILED AND TOTAL TERMINATIONS COMPARISON
 1987 - 1991



COUNTY COURTS
F.E.D. OVERALL CASELOADS
1991

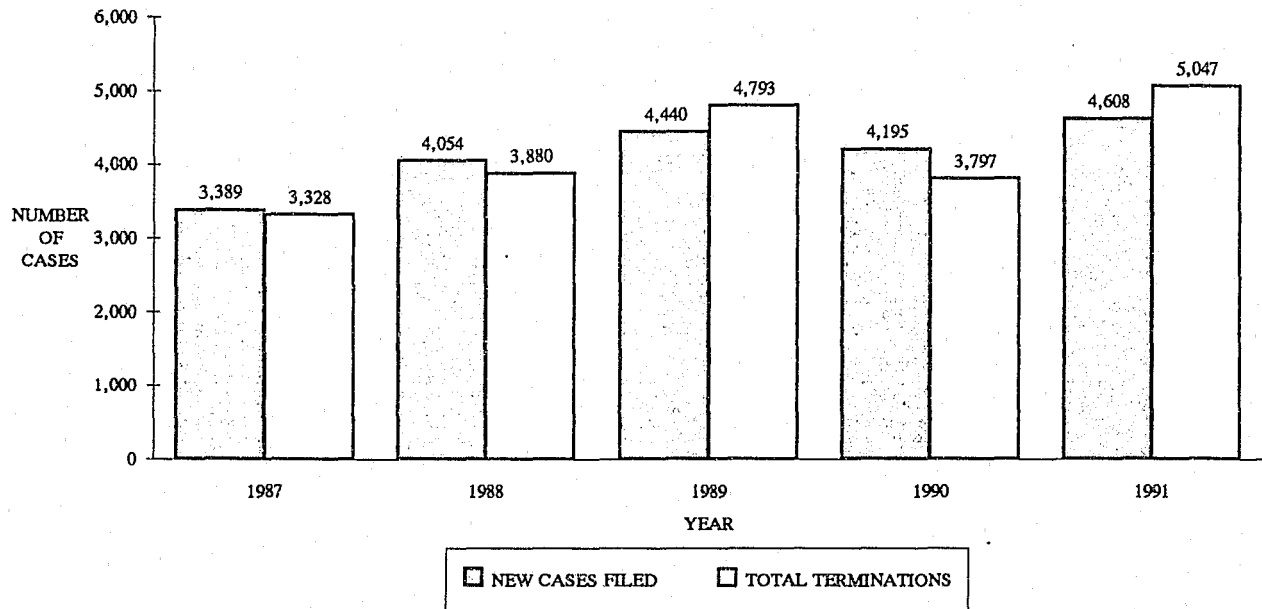
COURT	CASES PENDING JANUARY 1	NEW FILINGS	REACTIVATIONS AND TRANSFERS	TOTAL CASES	TOTAL TERMIN- ATIONS	% NET CASELOAD GAIN/LOSS	CASES PENDING DECEMBER 31	CASES PENDING BEYOND TIME GUIDELINES
ADAMS	5	40	1	46	41	0.0%	5	0
ASHTABULA (E)	21	47	0	68	57	-47.6%	11	0
ASHTABULA (W)	30	84	0	114	105	-70.0%	9	2
BELMONT (N)	1	50	0	51	49	100.0%	2	0
BELMONT (E)	3	27	0	30	28	-33.3%	2	0
BELMONT (W)	1	15	0	16	16	-100.0%	0	0
BROWN	38	106	1	145	101	15.8%	44	1
BUTLER #1	20	61	0	81	77	-80.0%	4	0
BUTLER #2	36	286	0	322	284	5.6%	38	0
BUTLER #3	141	277	0	418	357	-56.7%	61	0
CARROLL	11	37	0	48	39	-18.2%	9	0
CLERMONT	317	1,845	2	2,164	2,150	-95.6%	14	0
COLUMBIANA (NW)	6	72	0	78	69	50.0%	9	0
COLUMBIANA (E)	29	52	0	81	57	-17.2%	24	0
COLUMBIANA (SW)	2	36	0	38	33	150.0%	5	0
DARKE (NE)	7	30	0	37	29	14.3%	8	0
DARKE (SW)	8	70	0	78	66	50.0%	12	0
ERIE	0	2	0	2	0	-	2	0
FULTON (E)	7	47	0	54	40	100.0%	14	0
FULTON (W)	8	33	0	41	34	-12.5%	7	0
HARRISON	4	12	1	17	12	25.0%	5	0
HIGHLAND	3	25	0	28	25	0.0%	3	0
HOLMES	8	15	6	29	26	-62.5%	3	0
JEFFERSON #1	0	0	0	0	0	0.0%	0	0
JEFFERSON #2	0	0	0	0	0	0.0%	0	0
JEFFERSON #3	1	4	0	5	1	300.0%	4	0
MAHONING #2	35	104	2	141	141	-100.0%	0	0
MAHONING #3	2	53	0	55	55	-100.0%	0	0
MAHONING #4	8	267	1	276	267	12.5%	9	0
MAHONING #5	2	20	0	22	19	50.0%	3	0
MEIGS	1	32	1	34	28	500.0%	6	0
MONROE	0	0	0	0	0	0.0%	0	0
MONTGOMERY #1	0	90	0	90	54	-	36	0
MONTGOMERY #2	26	187	0	213	206	-73.1%	7	0
MONTGOMERY #3	7	30	0	37	30	0.0%	7	0
MORGAN	2	10	3	15	11	100.0%	4	0
MORROW	5	40	0	45	43	-60.0%	2	0
MUSKINGUM	0	34	0	34	22	-	12	0
NOBLE	0	5	0	5	5	0.0%	0	0
PAULDING	1	16	0	17	15	100.0%	2	0
PERRY	19	72	0	91	82	-52.6%	9	0
PIKE	17	36	0	53	35	5.9%	18	0
PUTNAM	5	24	0	29	23	20.0%	6	0
SANDUSKY #1	2	34	0	36	30	200.0%	6	0
SANDUSKY #2	5	5	0	10	7	-40.0%	3	0
TRUMBULL (E)	12	26	0	38	30	-33.3%	8	0
TRUMBULL (C)	10	46	0	56	41	50.0%	15	0
TUSCARAWAS	47	89	0	136	124	-74.5%	12	0
VINTON	0	12	0	12	11	-	1	0
WARREN	18	103	0	121	72	172.2%	49	0
STATEWIDE	931	4,608	18	5,557	5,047	-45.2%	510	3

50

COUNTY COURTS
F.E.D. TERMINATIONS
1991

COURT	JURY TRIAL	COURT TRIAL	DEFAULT HEARING BY JUDGE	DEFAULT HEARING BY REFEREE	DISMISSAL FOR WANT OF PROSECUTION	OTHER DISMISSALS	TRANS-FERRED OUT	PRIVATE JUDGE REFERRAL	BANKRUPTCY STAY/INTERLOCUTORY APPEAL	OTHER TERMINATIONS	TOTAL TERMINATIONS
ADAMS	0	1	26	0	2	4	1	0	4	3	41
ASHTABULA (E)	0	1	21	0	0	17	2	0	0	16	57
ASHTABULA (W)	0	0	66	0	1	38	0	0	0	0	105
BELMONT (N)	0	0	49	0	0	0	0	0	0	0	49
BELMONT (E)	0	0	20	0	0	8	0	0	0	0	28
BELMONT (W)	0	0	16	0	0	0	0	0	0	0	16
BROWN	0	1	62	0	2	35	0	0	0	1	101
BUTLER #1	0	0	41	0	36	0	0	0	0	0	77
BUTLER #2	0	0	17	0	104	160	1	0	2	0	284
BUTLER #3	0	1	34	0	154	167	1	0	0	0	357
CARROLL	0	0	21	0	0	17	1	0	0	0	39
CLERMONT	0	5	589	0	121	1,131	0	0	0	304	2,150
COLUMBIANA (NW)	0	0	50	0	0	16	3	0	0	0	69
COLUMBIANA (E)	0	0	39	0	0	18	0	0	0	0	57
COLUMBIANA (SW)	0	0	20	0	1	11	1	0	0	0	33
DARKE (NE)	0	1	20	0	0	8	0	0	0	0	29
DARKE (SW)	0	0	42	0	0	24	0	0	0	0	66
ERIE	0	0	0	0	0	0	0	0	0	0	0
FULTON (E)	0	0	33	0	0	7	0	0	0	0	40
FULTON (W)	0	0	26	0	0	8	0	0	0	0	34
HARRISON	0	0	11	0	0	1	0	0	0	0	12
HIGHLAND	0	0	16	0	8	0	0	0	1	0	25
HOLMES	0	4	13	0	0	3	6	0	0	0	26
JEFFERSON #1	0	0	0	0	0	0	0	0	0	0	0
JEFFERSON #2	0	0	0	0	0	0	0	0	0	0	0
JEFFERSON #3	0	0	1	0	0	0	0	0	0	0	1
MAHONING #2	0	45	82	0	0	10	0	0	2	2	141
MAHONING #3	0	21	28	0	0	6	0	0	0	0	55
MAHONING #4	0	35	165	3	3	61	0	0	0	0	267
MAHONING #5	0	8	9	0	0	0	2	0	0	0	19
MEIGS	0	0	20	0	2	6	0	0	0	0	28
MONROE	0	0	0	0	0	0	0	0	0	0	0
MONTGOMERY #1	0	4	29	0	1	16	4	0	0	0	54
MONTGOMERY #2	0	1	113	0	4	88	0	0	0	0	206
MONTGOMERY #3	0	1	11	0	4	14	0	0	0	0	30
MORGAN	2	8	1	0	0	0	0	0	0	0	11
MORROW	0	31	0	0	0	12	0	0	0	0	43
MUSKINGUM	0	0	17	0	0	5	0	0	0	0	22
NOBLE	0	0	3	0	0	2	0	0	0	0	5
PAULDING	0	0	12	0	0	3	0	0	0	0	15
PERRY	0	0	24	18	3	34	1	0	0	2	82
PIKE	0	0	26	0	0	9	0	0	0	0	35
PUTNAM	0	0	16	0	0	7	0	0	0	0	23
SANDUSKY #1	0	0	26	0	0	4	0	0	0	0	30
SANDUSKY #2	0	0	6	0	1	0	0	0	0	0	7
TRUMBULL (E)	0	0	25	0	0	5	0	0	0	0	30
TRUMBULL (C)	0	0	26	0	7	6	2	0	0	0	41
TUSCARAWAS	0	0	43	0	0	37	0	0	0	44	124
VINTON	0	0	9	0	0	2	0	0	0	0	11
WARREN	0	2	50	0	0	17	0	0	0	3	72
STATEWIDE	2	170	1,974	21	454	2,017	25	0	9	375	5,047

COUNTY COURTS - F.E.D. CASES
STATEWIDE NEW CASES FILED AND TOTAL TERMINATIONS COMPARISON
1987 - 1991



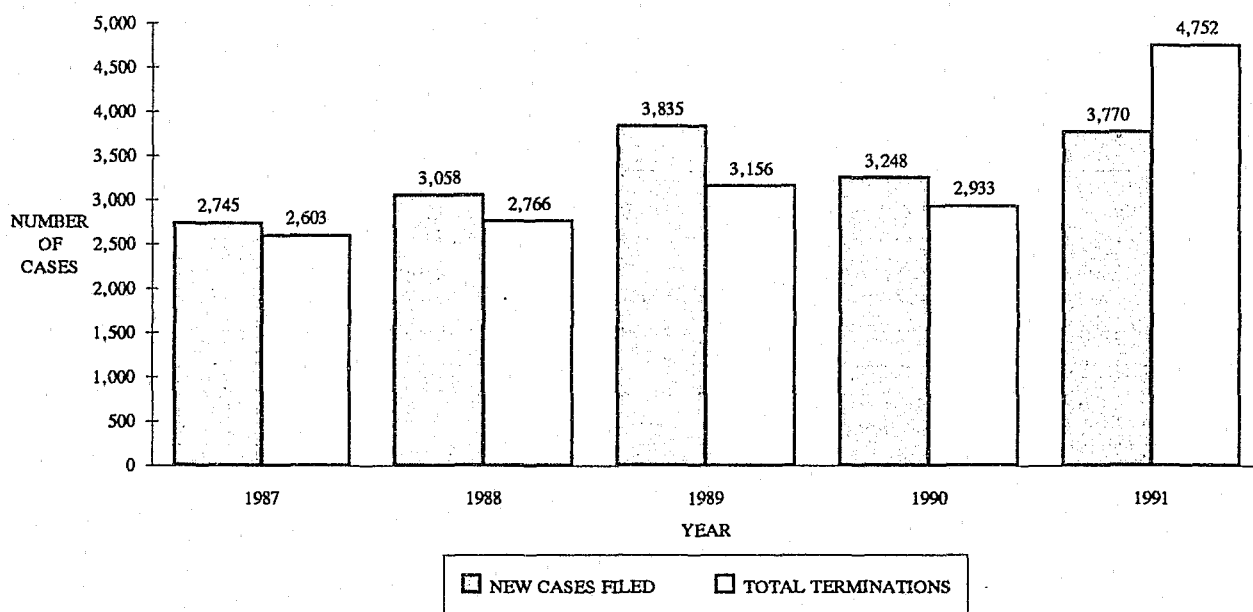
COUNTY COURTS
OTHER CIVIL OVERALL CASELOADS
1991

COURT	CASES PENDING JANUARY 1	NEW FILINGS	REACTIVATIONS AND TRANSFERS	TOTAL CASES	TOTAL TERMIN- ATIONS	% NET CASELOAD GAIN/LOSS	CASES PENDING DECEMBER 31	CASES PENDING BEYOND TIME GUIDELINES
ADAMS	8	14	0	22	17	-37.5%	5	0
ASHTABULA (E)	25	18	0	43	38	-80.0%	5	0
ASHTABULA (W)	8	15	0	23	16	-12.5%	7	1
BELMONT (N)	0	0	0	0	0	0.0%	0	0
BELMONT (E)	1	6	0	7	3	300.0%	4	0
BELMONT (W)	0	0	0	0	0	0.0%	0	0
BROWN	141	248	6	395	265	-7.8%	130	41
BUTLER #1	0	1	0	1	1	0.0%	0	0
BUTLER #2	0	0	0	0	0	0.0%	0	0
BUTLER #3	3	1	0	4	4	-100.0%	0	0
CARROLL	46	94	0	140	116	-47.8%	24	0
CLERMONT	1,577	1,777	20	3,374	2,720	-58.5%	654	0
COLUMBIANA (NW)	9	24	0	33	18	66.7%	15	0
COLUMBIANA (E)	35	15	0	50	16	-2.9%	34	0
COLUMBIANA (SW)	0	6	0	6	6	0.0%	0	0
DARKE (NE)	2	11	0	13	12	-50.0%	1	0
DARKE (SW)	4	14	0	18	17	-75.0%	1	0
ERIE	0	55	0	55	53	-	2	0
FULTON (E)	55	218	0	273	230	-21.8%	43	0
FULTON (W)	65	369	0	434	368	1.5%	66	1
HARRISON	0	3	0	3	2	-	1	0
HIGHLAND	1	4	0	5	4	0.0%	1	0
HOLMES	3	5	2	10	8	-33.3%	2	0
JEFFERSON #1	0	1	0	1	0	-	1	0
JEFFERSON #2	0	18	0	18	15	-	3	0
JEFFERSON #3	2	2	0	4	3	-50.0%	1	0
MAHONING #2	3	13	1	17	17	-100.0%	0	0
MAHONING #3	0	3	0	3	3	0.0%	0	0
MAHONING #4	0	6	0	6	6	0.0%	0	0
MAHONING #5	26	129	4	159	149	-61.5%	10	0
MEIGS	8	10	0	18	7	37.5%	11	0
MONROE	1	51	0	52	49	200.0%	3	0
MONTGOMERY #1	0	62	0	62	16	-	46	0
MONTGOMERY #2	0	72	0	72	72	0.0%	0	0
MONTGOMERY #3	7	17	0	24	17	0.0%	7	0
MORGAN	7	37	2	46	45	-85.7%	1	0
MORROW	0	13	1	14	7	-	7	1
MUSKINGUM	0	0	0	0	0	0.0%	0	0
NOBLE	5	1	0	6	6	-100.0%	0	0
PAULDING	34	116	1	151	127	-29.4%	24	0
PERRY	24	89	3	116	87	20.8%	29	0
PIKE	3	4	0	7	3	33.3%	4	0
PUTNAM	6	75	0	81	29	766.7%	52	0
SANDUSKY #1	2	45	0	47	42	150.0%	5	0
SANDUSKY #2	0	26	1	27	25	-	2	0
TRUMBULL (E)	0	0	0	0	0	0.0%	0	0
TRUMBULL (C)	0	0	0	0	0	0.0%	0	0
TUSCARAWAS	42	19	0	52	48	-90.5%	4	0
VINTON	10	39	0	49	43	-40.0%	6	0
WARREN	5	33	0	38	22	220.0%	16	0
STATEWIDE	2,168	3,770	41	5,938	4,752	-45.3%	1,186	44

COUNTY COURTS
OTHER CIVIL TERMINATIONS
1991

COURT	JURY TRIAL	COURT TRIAL	DEFAULT HEARING BY JUDGE	DEFAULT HEARING BY REFEREE	DISMISSAL FOR WANT OF PROSECUTION	OTHER DISMISSALS	TRANSFERRED OUT	PRIVATE JUDGE REFERRAL	BANKRUPTCY STAY/INTERLOCUTORY APPEAL	OTHER TERMINATIONS	TOTAL TERMINATIONS
ADAMS	0	0	14	0	2	0	0	0	0	1	17
ASHTABULA (E)	0	0	16	0	0	2	0	0	0	20	38
ASHTABULA (W)	0	0	7	0	0	9	0	0	0	0	16
BELMONT (N)	0	0	0	0	0	0	0	0	0	0	0
BELMONT (E)	0	0	3	0	0	0	0	0	0	0	3
BELMONT (W)	0	0	0	0	0	0	0	0	0	0	0
BROWN	0	4	178	0	1	74	6	0	0	2	265
BUTLER #1	0	0	1	0	0	0	0	0	0	0	1
BUTLER #2	0	0	0	0	0	0	0	0	0	0	0
BUTLER #3	0	0	0	0	1	2	1	0	0	0	4
CARROLL	1	1	83	0	0	31	0	0	0	0	116
CLERMONT	0	21	1,201	2	14	467	11	0	0	1,004	2,720
COLUMBIANA (NW)	0	0	11	0	0	7	0	0	0	0	18
COLUMBIANA (E)	0	0	14	0	0	2	0	0	0	0	16
COLUMBIANA (SW)	0	0	6	0	0	0	0	0	0	0	6
DARKE (NE)	1	3	7	0	0	1	0	0	0	0	12
DARKE (SW)	0	3	12	0	0	2	0	0	0	0	17
ERIE	0	1	42	0	0	10	0	0	0	0	53
FULTON (E)	0	0	190	0	0	40	0	0	0	0	230
FULTON (W)	0	0	280	0	0	85	0	0	3	0	368
HARRISON	0	0	2	0	0	0	0	0	0	0	2
HIGHLAND	0	0	4	0	0	0	0	0	0	0	4
HOLMES	0	1	3	0	0	2	2	0	0	0	8
JEFFERSON #1	0	0	0	0	0	0	0	0	0	0	0
JEFFERSON #2	0	0	10	0	0	5	0	0	0	0	15
JEFFERSON #3	0	0	3	0	0	0	0	0	0	0	3
MAHONING #2	0	11	5	0	0	1	0	0	0	0	17
MAHONING #3	0	0	3	0	0	0	0	0	0	0	3
MAHONING #4	0	0	6	0	0	0	0	0	0	0	6
MAHONING #5	0	38	111	0	0	0	0	0	0	0	149
MEIGS	0	0	7	0	0	0	0	0	0	0	7
MONROE	0	0	49	0	0	0	0	0	0	0	49
MONTGOMERY #1	0	0	14	0	0	1	1	0	0	0	16
MONTGOMERY #2	0	0	71	0	0	1	0	0	0	0	72
MONTGOMERY #3	0	16	0	0	0	1	0	0	0	0	17
MORGAN	0	31	0	0	0	10	0	0	0	4	45
MORROW	0	1	1	0	0	5	0	0	0	0	7
MUSKINGUM	0	0	0	0	0	0	0	0	0	0	0
NOBLE	0	0	3	0	2	1	0	0	0	0	6
PAULDING	0	2	112	0	1	12	0	0	0	0	127
PERRY	0	8	51	4	2	13	0	0	2	7	87
PIKE	0	0	1	0	0	2	0	0	0	0	3
PUTNAM	0	7	17	0	0	2	0	0	0	3	29
SANDUSKY #1	0	0	41	0	0	1	0	0	0	0	42
SANDUSKY #2	0	1	24	0	0	0	0	0	0	0	25
TRUMBULL (E)	0	0	0	0	0	0	0	0	0	0	0
TRUMBULL (C)	0	0	0	0	0	0	0	0	0	0	0
TUSCARAWAS	0	0	2	0	0	3	0	0	0	43	48
VINTON	0	0	42	0	0	1	0	0	0	0	43
WARREN	0	0	8	1	0	0	0	0	0	13	22
STATEWIDE	2	149	2,655	7	23	793	21	0	5	1,097	4,752

COUNTY COURTS - OTHER CIVIL CASES
STATEWIDE NEW CASES FILED AND TOTAL TERMINATIONS COMPARISON
1987 - 1991



COUNTY COURTS
SMALL CLAIMS OVERALL CASELOADS
1991

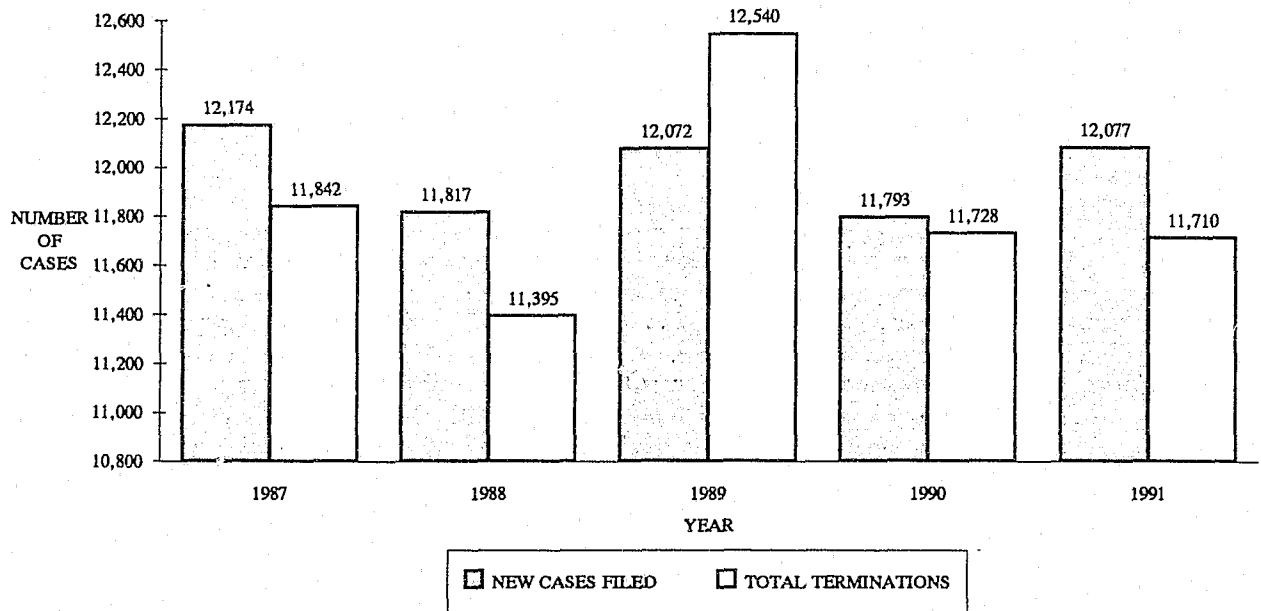
COURT	CASES PENDING JANUARY 1	NEW FILINGS	REACTIVATIONS AND TRANSFERS	TOTAL CASES	TOTAL TERMIN- ATIONS	% NET CASELOAD GAIN/LOSS	CASES PENDING DECEMBER 31	CASES PENDING BEYOND TIME GUIDELINES
ADAMS	44	387	0	431	395	-18.2%	36	0
ASHTABULA (E)	91	308	0	399	360	-57.1%	39	0
ASHTABULA (W)	14	173	0	187	166	50.0%	21	0
BELMONT (N)	10	250	0	260	214	360.0%	46	0
BELMONT (E)	17	126	0	143	130	-23.5%	13	0
BELMONT (W)	71	252	0	323	270	-25.4%	53	0
BROWN	52	262	0	314	254	15.4%	60	16
BUTLER #1	39	238	1	278	248	-23.1%	30	0
BUTLER #2	4	69	0	73	69	0.0%	4	0
BUTLER #3	11	165	0	176	171	-54.5%	5	0
CARROLL	26	241	0	267	254	-50.0%	13	0
CLERMONT	646	1,445	0	2,091	1,224	34.2%	867	0
COLUMBIANA (NW)	94	246	0	340	306	-63.8%	34	0
COLUMBIANA (E)	53	203	0	256	129	139.6%	127	0
COLUMBIANA (SW)	17	139	0	156	138	5.9%	18	0
DARKE (NE)	27	213	0	240	218	-18.5%	22	0
DARKE (SW)	18	275	0	293	265	55.6%	28	0
ERIE	6	70	0	76	67	50.0%	9	0
FULTON (E)	40	344	0	384	325	47.5%	59	0
FULTON (W)	50	474	1	525	443	64.0%	82	0
HARRISON	2	142	0	144	131	550.0%	13	0
HIGHLAND	8	69	0	77	76	-87.5%	1	0
HOLMES	51	369	0	420	384	-29.4%	36	0
JEFFERSON #1	4	129	0	133	125	100.0%	8	0
JEFFERSON #2	4	130	0	134	117	325.0%	17	0
JEFFERSON #3	13	118	0	131	120	-15.4%	11	0
MAHONING #2	11	593	0	604	596	-27.3%	8	0
MAHONING #3	1	131	0	132	126	500.0%	6	0
MAHONING #4	4	462	0	466	453	225.0%	13	0
MAHONING #5	41	254	0	295	269	-36.6%	26	0
MEIGS	64	264	5	333	239	46.9%	94	0
MONROE	5	199	0	204	197	40.0%	7	0
MONTGOMERY #1	4	290	0	294	193	2425.0%	101	34
MONTGOMERY #2	22	180	0	202	184	-18.2%	18	0
MONTGOMERY #3	10	49	0	59	55	-60.0%	4	0
MORGAN	4	53	0	57	49	100.0%	8	0
MORROW	13	325	0	338	251	569.2%	87	0
MUSKINGUM	28	213	0	241	199	50.0%	42	0
NOBLE	2	78	0	80	72	300.0%	8	0
PAULDING	13	228	1	242	192	284.6%	50	0
PERRY	23	225	2	250	220	30.4%	30	0
PIKE	32	135	0	167	124	34.4%	43	0
PUTNAM	47	402	0	449	435	-70.2%	14	0
SANDUSKY #1	26	160	0	186	176	-61.5%	10	0
SANDUSKY #2	8	56	0	64	59	-37.5%	5	0
TRUMBULL (E)	58	187	0	245	218	-53.4%	27	0
TRUMBULL (C)	27	184	0	211	186	-7.4%	25	0
TUSCARAWAS	86	361	0	447	382	-24.4%	65	0
VINTON	3	70	0	73	63	233.3%	10	0
WARREN	69	141	1	211	173	-44.9%	38	0
STATEWIDE	2,013	12,077	11	14,101	11,710	18.8%	2,391	50

50

COUNTY COURTS
SMALL CLAIMS TERMINATIONS
1991

COURT	HEARING BY JUDGE	HEARING BY REFEREE	TRANSFER TO REGULAR CIVIL DOCKET	DISMISSAL FOR WANT OF PROSECUTION	OTHER DISMISSALS	BANKRUPTCY STAY/INTERLOCUTORY APPEAL	OTHER TERMINATIONS	TOTAL TERMINATIONS
ADAMS	254	0	1	22	7	2	109	395
ASHTABULA (E)	214	0	0	5	82	0	59	360
ASHTABULA (W)	137	0	0	0	27	2	0	166
BELMONT (N)	214	0	0	0	0	0	0	214
BELMONT (E)	99	0	0	0	31	0	0	130
BELMONT (W)	262	0	0	0	0	8	0	270
BROWN	171	0	0	4	79	0	0	254
BUTLER #1	124	0	13	111	0	0	0	248
BUTLER #2	44	0	1	4	19	1	0	69
BUTLER #3	82	0	8	17	63	1	0	171
CARROLL	152	0	1	0	101	0	0	254
CLERMONT	804	0	0	44	349	0	27	1,224
COLUMBIANA (NW)	200	0	4	0	102	0	0	306
COLUMBIANA (E)	65	0	4	0	60	0	0	129
COLUMBIANA (SW)	76	0	5	2	55	0	0	138
DARKE (NE)	134	0	1	0	82	1	0	218
DARKE (SW)	171	0	2	0	89	3	0	265
ERIE	49	0	0	0	18	0	0	67
FULTON (E)	204	0	0	0	121	0	0	325
FULTON (W)	297	0	2	0	144	0	0	443
HARRISON	90	0	0	8	30	0	3	131
HIGHLAND	63	0	0	10	3	0	0	76
HOLMES	224	0	0	0	158	2	0	384
JEFFERSON #1	125	0	0	0	0	0	0	125
JEFFERSON #2	92	0	0	1	24	0	0	117
JEFFERSON #3	118	0	0	0	2	0	0	120
MAHONING #2	495	0	0	0	73	7	21	596
MAHONING #3	110	0	1	1	14	0	0	126
MAHONING #4	341	0	9	0	103	0	0	453
MAHONING #5	269	0	0	0	0	0	0	269
MEIGS	162	0	0	8	68	1	0	239
MONROE	197	0	0	0	0	0	0	197
MONTGOMERY #1	142	0	0	2	49	0	0	193
MONTGOMERY #2	132	0	0	1	51	0	0	184
MONTGOMERY #3	34	0	2	1	18	0	0	55
MORGAN	39	0	0	0	9	0	1	49
MORROW	128	0	0	23	100	0	0	251
MUSKINGUM	144	0	0	5	50	0	0	199
NOBLE	46	0	0	6	20	0	0	72
PAULDING	133	0	2	9	46	1	1	192
PERRY	102	47	6	10	50	0	5	220
PIKE	84	0	0	0	40	0	0	124
PUTNAM	286	0	0	0	147	2	0	435
SANDUSKY #1	138	0	0	0	38	0	0	176
SANDUSKY #2	45	0	2	3	9	0	0	59
TRUMBULL (E)	135	0	0	0	83	0	0	218
TRUMBULL (C)	126	0	4	12	44	0	0	186
TUSCARAWAS	224	0	0	0	117	4	37	382
VINTON	43	0	1	0	19	0	0	63
WARREN	97	2	4	0	58	0	12	173
STATEWIDE	8,117	49	73	309	2,852	35	275	11,710

**COUNTY COURTS - SMALL CLAIMS CASES
STATEWIDE NEW CASES FILED AND TOTAL TERMINATIONS COMPARISON
1987 - 1991**



SECTION K

DEFINITIONS

DEFINITIONS

THE FOLLOWING DEFINITIONS ARE ADAPTED FROM THE IMPLEMENTATION MANUAL PUBLISHED PURSUANT TO THE SUPREME COURT RULES OF SUPERINTENDENCE. THEY APPLY ONLY TO TERMS THAT ARE FOUND BOTH ON THE REPORT FORMS SUBMITTED TO THE SUPREME COURT OF OHIO AND ON THE SUMMARY TABLES INCLUDED IN THE OHIO COURTS SUMMARY.

COURTS OF COMMON PLEAS, MUNICIPAL COURTS, AND COUNTY COURTS:

ADMISSION Uncontested cases terminated by admission, default, or agreement.

ADULT CASES - R.C. 2151.41 Juvenile court cases brought against an adult who is the defendant accused of contributing to the neglect, unruliness, or delinquency of a minor pursuant to Chapters 2151., 2919., and 3321. of the Revised Code.

ALL OTHERS Any case that cannot appropriately be recorded in a listed category.

BANKRUPTCY STAY/INTERLOCUTORY APPEAL Cases in which a bankruptcy stay has been issued or an interlocutory appeal taken. Once a bankruptcy stay is removed or the case is remanded, the case is reactivated.

CERTIFICATION/WAIVER GRANTED Juvenile delinquency cases transferred for criminal prosecution to the appropriate court having jurisdiction of the offense. More commonly referred to as "bindovers".

CHANGE OF CUSTODY Post-decree domestic relations cases in which the court must adjudicate a motion for change of custody, including requests for change of custody based upon an election of the child and cases where custody is contested. Juvenile cases are included where there is an application for writ of habeas corpus involving the custody of a child or where a motion for change of custody is filed pursuant to Juv. R. 10(A).

COURT TRIAL A case is considered terminated by court trial if judgment is rendered after the first witness is sworn.

CRIMINAL Cases in which a person is charged with violation of a state law or local ordinance other than a traffic law or ordinance.

DEFAULT Cognovit judgments and default judgments in civil cases.

DEFAULT/UNCONTESTED Domestic relations cases in which there is no responsive pleading filed or the defendant fails to appear in person or through counsel.

DELINQUENCY Juvenile cases filed concerning a delinquent child, as defined by Section 2151.02.

DEPENDENCY, NEGLECT, OR ABUSE Juvenile cases concerning the neglected child, as defined by R.C. 2151.03; the dependent child, as defined by R.C. 2151.04; or the abused child, as defined by R.C. 2151.031.

DISMISSAL Any case that is dismissed with or without prejudice and not otherwise reported.

DISMISSALS Before or after pre-trial conference, but prior to the swearing of the first witness, the case is dismissed by the judge or prosecutor.

DISMISSAL FOR WANT OF PROSECUTION (CIVIL CASES) OR LACK OF SPEEDY TRIAL (CRIMINAL CASES) Cases dismissed pursuant to R.C. 2945.73 or M.C. Sup. R. 6 for want of prosecution within the prescribed time limits. Note: This termination line was not intended to track criminal cases dismissed for want of prosecution.

DISSOLUTION OF MARRIAGE Domestic relations cases in which a petition for dissolution of marriage has been filed pursuant to R.C. 3105.63, with or without minor children.

DIVERSION OR ARBITRATION Criminal cases where diversion has been granted after arraignment on the indictment or information, but not as a condition of a sentence placing the accused on probation.

In civil cases in which the court has adopted a mandatory arbitration rule, the referral of the case to arbitration does not constitute a termination. A case is reported as terminated by arbitration only after a report and award have been filed by the panel and the period for the filing of an appeal or exception has run.

DOMESTIC VIOLENCE Domestic violence actions filed as separate cases pursuant to R.C. 3113.31. This does not include miscellaneous matters filed in pending cases such as motions to evict.

GUILTY/NO CONTEST PLEA TO REDUCED CHARGE Criminal cases terminated by the acceptance of a plea of guilty or no contest to a reduced charge. The change of plea must occur prior to the swearing of the jury or the swearing of the first witness in a court trial.

JURY TRIAL A case is considered terminated by jury trial if judgment is rendered after the jury is sworn.

MEDIATION/CONCILIATION Domestic relations cases in which a petition for conciliation has been filed or a referral to mediation has been made. Petition or referral seeks to defer further action and prevents or suspends proceedings for divorce, annulment, or alimony.

MOTION FOR PERMANENT CUSTODY Juvenile cases in which a complaint or motion for permanent custody has been filed when custody is contested. This does not include voluntary placements.

OTHER CIVIL CASES Civil cases that are not included within any of the other categories. Ancillary proceedings are not reported as cases.

PARENTAGE Cases brought pursuant to R.C. Chapter 3111., the Uniform Parentage Act.

PERSONAL INJURY Civil cases in which the principal issue is liability for, or the amount of damages to be received for, allegedly tortious conduct resulting in personal injury.

SUPPORT ENFORCEMENT/MODIFICATION Post-decree domestic relations cases in which it is alleged that there has been disobedience of, or resistance to, a lawful judgment of the court requiring the payment of support.

TRAFFIC Cases dealing with matters involving traffic offenders. Juveniles, as defined by R.C. 2151.021 and adult traffic cases include any violation of state law or local ordinance arising out of the use of a motor vehicle except those involving OMVI charges.

TRANSFER TO ANOTHER JUDGE OR COURT Cases terminated by virtue of transferring the case from one judge to another judge within the same division of a court by an assignment of the administrative judge or by transferring the case to another court. This action constitutes complete divestment of responsibility by the original judge.

TRIAL BY JUDGE Contested matters terminated as a result of a hearing conducted personally by the judge.

TRIAL BY REFEREE Contested cases settled or dismissed, or in which the accused changes plea after the first witness has been sworn. This category is limited to substantive hearings held by a referee of the court.

UNAVAILABILITY OF ACCUSED FOR TRIAL OR SENTENCING Cases terminated when a defendant is unavailable due to mental status, incarceration on other charges, or flight from custody. The mere failure of the accused to appear at the time the case is set for trial or hearing does not, in itself, authorize termination by reason of unavailability.

UNRULY Juvenile cases concerning unruly children, as defined by R.C. 2151.022.

URES Cases brought pursuant to R.C. Chapter 3115., the Uniform Reciprocal Enforcement of Support Act, that are handled by the domestic relations or juvenile divisions, including cases initiated in Ohio and cases in which Ohio is the responding state.

VISITATION ENFORCEMENT/MODIFICATION Post-decree domestic relations cases in which it is alleged there has been disobedience of, or resistance to, lawful judgment of the court relative to child visitation rights.

VOLUNTARY DISMISSAL Voluntary withdrawal of a pending domestic relations action, for any reason, by the person who originally filed the cause or action.

WORKERS' COMPENSATION Appeals filed under R.C. 4123.519, including noncompliance actions by the state for recovery of benefits or of premiums, and mandamus actions arising from claims or awards.

MUNICIPAL AND COUNTY COURTS ONLY:

DEFINITIONS FOR COMMON PLEAS COURTS APPLY TO MUNICIPAL AND COUNTY COURTS WITH THE FOLLOWING ADDITIONS:

F.E.D. (Forcible Entry and Detainer) A summary proceeding initiated under R.C. Chapter 1923. or 5321. for restoring possession of real property to one who is wrongfully kept out or has been wrongfully deprived of possession.

FELONY A felony is defined by R.C. 2901.02 and Crim. R. 2 as an offense specifically classified as a felony, regardless of penalty, or an offense in which imprisonment for more than one year can be imposed. When transferred to the Common Pleas court, these cases will be reported as criminal cases by the receiving court.

MISDEMEANORS A misdemeanor is defined by R.C. 2901.02 and Crim. R. 2 as an offense specifically classified as a misdemeanor, or an offense in which imprisonment for not more than one year can be imposed. While traffic offenses fall within this definition, they are reported as OMVI or other traffic offenses (see below) and not as misdemeanors.

OMVI (Operating a Motor Vehicle while Intoxicated). Cases that include a violation of R.C. 4511.19 or of any local ordinance that prohibits operating a motor vehicle while under the influence of alcohol or any drug of abuse.

OTHER TRAFFIC A misdemeanor charged under a statute or an ordinance arising out of the use of any type of vehicle that is generally used on the roads of the state, except an OMVI offense. Parking violations are not included in this category or anywhere else in this Summary.

SMALL CLAIMS Civil actions brought under R.C. Chapter 1925. for the recovery of small debts and accounts, not exceeding one thousand dollars, exclusive of interest and costs.

TRANSFER This category includes cases bound over to a grand jury as a result of waiver of a preliminary hearing, small claims cases transferred to the regular civil docket, and cases transferred to the individual docket of a judge under M.C. Sup. R. 3(B)(2).

TRIAL/HEARING BY JUDGE Felony cases bound over to a grand jury as a result of a preliminary hearing and other cases terminated in particular sessions by a judge.

VIOLATIONS BUREAU This category includes misdemeanor and other traffic cases by payment of a fine at a Traffic Violations Bureau.