

144392

U.S. Department of Justice
Office of Justice Programs
Bureau of Justice Statistics



Bureau of Justice Statistics

Federal Drug Case Processing, 1982-91

With Preliminary Data for 1992

A Federal Justice Statistics report

144392 C3

Bureau of Justice Statistics reports

(Revised February 1994)

Call toll-free 800-732-3277 to order BJS reports, to be added to one of the BJS mailing lists, or to speak to a reference specialist in statistics at the Bureau of Justice Statistics Clearinghouse, P.O. Box 179, Dept. BJS-236, Annapolis Junction, MD 20701-0179. For drugs and crime data, call the Drugs & Crime Data Center & Clearinghouse, 1600 Research Blvd., Rockville, MD 20850, toll-free 800-666-3332.

BJS maintains these mailing lists:

- Law enforcement reports
- Federal statistics
- Drugs and crime data
- Justice expenditure and employment
- Privacy and security of criminal histories and criminal justice information policy
- BJS bulletins and special reports
- State felony courts
- Corrections
- National Crime Victimization Survey
- Sourcebook of Criminal Justice Statistics (annual)

Single copies of reports are free; use NCJ number to order. Postage and handling are charged for bulk orders of single reports. For single copies of multiple titles, up to 10 titles are free; 11-40 titles \$10; more than 40, \$20; libraries call for special rates.

Public-use tapes of BJS data sets and other criminal justice data are available from the National Archive of Criminal Justice Data (formerly CJAIN), P.O. Box 1248, Ann Arbor, MI 48106 (toll-free 800-999-0960).

National Crime Victimization Survey

The costs of crime to victims (BJS Crime Data Brief), NCJ-145865, 1/94
Violence against women, NCJ-145325, 1/94
Highlights from 20 years of surveying crime victims: 1973-92, NCJ-144525, 10/93
Criminal victimization in the U.S.: 1991 (final), NCJ-139563, 1/93
1973-90 trends, NCJ-139564, 1/93
Crime and older Americans information package, NCJ-140091, 4/93, \$15
Crime victimization in city, suburban, and rural areas, NCJ-135943, 6/92
School crime, NCJ-131645, 9/91
Teenage victims, NCJ-128129, 5/91
The Nation's two crime measures: Uniform Crime Reports and the National Crime Survey, NCJ-122705, 4/90
Redesign of the National Crime Survey, NCJ-111457, 3/89
The seasonality of crime victimization, NCJ-111033, 6/88
Victimization and fear of crime: World perspectives, NCJ-93872, 1/85, \$9.15
The National Crime Survey: Working papers, Vol. I, History, NCJ-75374, 8/82
Vol. II, Methodology, NCJ-90307, 12/84, \$9.90

BJS bulletins

Criminal victimization 1992, NCJ-144776, 11/93
Crime and the Nation's households, 1992, NCJ-143288, 9/93
The crime of rape, NCJ-96777, 3/85
Measuring crime, NCJ-75711, 2/81

BJS special reports

Elderly victims, NCJ-138330, 10/92
Handgun crime victims, NCJ-123559, 7/90
Black victims, NCJ-122562, 4/90
Hispanic victims, NCJ-120507, 1/90
The redesigned National Crime Survey: Selected new data, NCJ-114746, 1/89
Motor vehicle theft, NCJ-109978, 3/88
Violent crime trends, NCJ-107217, 11/87
Robbery victims, NCJ-104638, 4/87
Violent crime by strangers and non-strangers, NCJ-103702, 1/87
Preventing domestic violence against women, NCJ-102037, 8/86
Crime prevention measures, NCJ-100438, 3/86
The use of weapons in committing crimes, NCJ-99643, 1/86

BJS technical reports

New directions for NCS, NCJ-115571, 3/89
Series crimes: Report of a field test, NCJ-104615, 4/87

Corrections

BJS bulletins and special reports

Capital punishment 1992, NCJ-145031, 12/93
HIV in U.S. prisons and jails, NCJ-143292, 9/93
Prisoners in 1992, NCJ-141874, 5/93
Drug enforcement and treatment in prisons, 1990, NCJ-134724, 7/92
Women in prison, NCJ-127991, 4/91
Violent State prisoners and their victims, NCJ-124133, 7/90
Prison rule violators, NCJ-120344, 12/89
Recidivism of prisoners released in 1983, NCJ-116261, 4/89
Drug use and crime: State prison inmate survey, 1986, NCJ-111940, 7/88
Time served in prison and on parole, 1984, NCJ-108544, 12/87
Profile of State prison inmates, 1986, NCJ-109926, 1/88
Imprisonment in four countries, NCJ-103967, 2/87

Prisoners at midyear 1993 (press release), NCJ-142960, 9/93

Correctional populations in the U.S.:

1991, NCJ-142729, 8/93
1990, NCJ-134946, 7/92

Survey of State prison inmates, 1991, NCJ-136949, 5/93

Census of State and Federal correctional facilities, 1990, NCJ-137003, 6/92

Prisons and prisoners in the United States, NCJ-137002, 4/92

National Corrections Reporting Program:

1991, NCJ-145861, 2/94
1990, NCJ-141879, 5/93

State and Federal institutions, 1926-86:

Race of prisoners admitted, NCJ-125618, 6/91

Historical statistics on prisoners, NCJ-111098, 6/88

Census of jails and survey of jail inmates

BJS bulletins and special reports

Jail inmates, 1992, NCJ-143284, 8/93
Drunk driving: 1989 Survey of Inmates of Local Jails, NCJ-134728, 9/92
Women in jail, 1989, NCJ-134732, 3/92
Drugs and jail inmates, NCJ-130830, 8/91
Profile of jail inmates, 1989, NCJ-129097, 4/91

Population density in local jails, 1988, NCJ-122299, 3/90

Census of local jails, 1988, NCJ-121101, 2/90

Census of local jails, 1988:

Summary and methodology, vol. I, NCJ-127992, 3/91

Data for individual jails in the Northeast, Midwest, South, West, vols. II-V, NCJ-130759-130762, 9/91

Census of local jails, 1983: Selected findings, methodology, summary tables, vol. V, NCJ-112795, 11/88

Probation and parole

BJS bulletins and special reports

Probation and parole:

1990, NCJ-133285, 11/91

1989, NCJ-125833, 11/90

Recidivism of young parolees, NCJ-104916, 5/87

Juvenile corrections

Children in custody: Census of public and private juvenile detention, correctional, and shelter facilities, 1975-85, NCJ-114065, 6/89

Survey of youth in custody, 1987 (special report), NCJ-113365, 9/88

Expenditure and employment

Justice expenditure and employment:

1990 (BJS bulletin), NCJ-135777, 9/92

1988 (full report), NCJ-125619, 8/91

Extracts, 1984, '85, '86, NCJ-124139, 8/91, \$12.25

Justice variable pass-through data, 1990:

Anti-drug abuse formula grants (BJS technical report), NCJ-133018, 3/92

Courts

BJS bulletins

Prosecutors in State courts

1992, NCJ-145319, 12/93

1990, NCJ-134500, 3/92

Felony sentences in State courts

1990, NCJ-140186, 3/93

1988, NCJ-126923, 12/90

Pretrial release of felony defendants

1990, NCJ-139560, 11/92

1988, NCJ-127202, 2/91

Criminal defense for the poor, 1986, NCJ-112919, 9/88

BJS special reports

Murder in families, NCJ-143498, 2/94

Murder in large urban counties, 1988, NCJ-140614, 3/93

Recidivism of felons on probation, 1986-89, NCJ-134177, 2/92

Felony case processing in State courts, 1986, NCJ-121753, 2/90

National Judicial Reporting Program

1990, NCJ-145323, 12/93

1988, NCJ-135945, 1/93

Felony defendants in large urban counties, 1990: National Pretrial Reporting Program, NCJ-141872, 5/93

Felons sentenced to probation in State courts, 1986, NCJ-124944, 11/90

Felony defendants in large urban counties, 1988, NCJ-122385, 4/90

Profile of felons convicted in State courts, 1986, NCJ-120021, 1/90

Felony laws of 50 States and the District of Columbia, 1986, NCJ-105066, 2/88, \$14.60

State court model statistical dictionary: Supplement, NCJ-98326, 9/85

1st edition, NCJ-62320, 9/80, \$10.60

Privacy and security

Criminal justice information policy:

Use and management of criminal history record information: A comprehensive report, NCJ-143501, 11/93

Survey of criminal history information systems, 1992, NCJ-143500, 11/93

Report of the National Task Force on Criminal History Record Disposition Reporting, NCJ-135836, 6/92

Attorney General's program for improving the Nation's criminal history records: BJS implementation status report, NCJ-134722, 3/92

Identifying felons who attempt to purchase firearms, NCJ-144393, 10/89

Identifying persons, other than felons, who attempt to purchase firearms, NCJ-123050, 3/90, \$9.90

Assessing completeness and accuracy of criminal history record information: Audit guide, NCJ-133651, 2/92

Forensic DNA analysis: Issues, NCJ-128587, 6/91

Statutes requiring use of criminal history record information, NCJ-129896, 6/91

Original records of entry, NCJ-125626, 12/90

Strategies for improving data quality, NCJ-115339, 5/89

Public access to criminal history record information, NCJ-111458, 11/88

Juvenile records and recordkeeping systems, NCJ-112815, 11/88

Automated fingerprint identification systems: Technology and policy issues, NCJ-104342, 4/87

Criminal justice "hot" files, NCJ-101850, 12/86

Expert witness manual, NCJ-77927, 9/81, \$11.50

BJS/SEARCH conference proceedings: National conference on criminal justice bulletin board systems, NCJ-145327, 2/94

National conference on improving the quality of criminal history information: NCJ-133532, 2/92

Criminal justice in the 1990's: The future of information management, NCJ-121697, 5/90, \$7.70

Juvenile and adult records: One system, one record? NCJ-114947, 1/90

Open vs. confidential records, NCJ-113560, 1/88, \$7.70

Compendium of State privacy and security legislation:

1992 summary, NCJ-137058, 7/92

1992 full report (1,500pp, microfiche \$2, hard copy, NCJ-139126, \$184), 7/92

Law Enforcement Management and Administrative Statistics

LEMAS, 1990: Data for individual agencies with 100 or more officers, NCJ-134436, 9/92

BJS bulletins and special reports

Census of State and local law enforcement agencies 1992, NCJ-142972, 7/93

Drug enforcement by police and sheriffs' departments, 1990, NCJ-134505, 5/92

State and local police departments, 1990, NCJ-133284, 2/92

Sheriffs' departments, 1990, NCJ-133283, 2/92

Police departments in large cities, 1987, NCJ-119220, 8/89

Profile of State and local law enforcement agencies, 1987, NCJ-113949, 3/89

Drugs & crime

Drugs, crime, and the justice system:

A national report, NCJ-133652, 5/93

Technical appendix, NCJ-139578, 6/93

Catalog of selected Federal publications on illegal drug and alcohol abuse, NCJ-139562, 6/93

Drugs and crime facts: 1992, NCJ-139561, 3/93

State drug resources: 1992 national directory, NCJ-134375, 5/92

Federal drug data for national policy, NCJ-122715, 4/90

Federal justice statistics

Federal drug case processing, 1985-91, with preliminary data for 1992, NCJ-144392, 2/94

Pretrial release of Federal felony defendants, 1990 (Special Report), NCJ-145322, 2/94

Federal criminal case processing, 1982-91, with preliminary data for 1992, NCJ-144526, 11/93

Compendium of Federal justice statistics: 1990, NCJ-143499, 9/93

1989, NCJ-134730, 5/92

The Federal civil justice system (BJS bulletin), NCJ-104769, 8/87

Federal offenses and offenders

BJS special reports

Prosecuting criminal enterprises, NCJ-142524, 11/93

Federal sentencing in transition, 1986-90, NCJ-134727, 6/92

Immigration offenses, NCJ-124546, 8/90

Federal criminal cases, 1980-87, NCJ-118311, 7/89

General

BJS bulletins and special reports

BJS telephone contacts, '94, NCJ-143707, 11/93

Patterns of robbery and burglary in 9 States, 1984-88, NCJ-137368, 11/92

Forgery and fraud-related offenses in 6 States, 1983-88, NCJ-132445, 1/92

International crime rates, NCJ-110776, 5/88

BJS discussion papers:

Sentencing in the Federal courts: Does race matter? The transition to sentencing guidelines, 1986-90

Summary, NCJ-145332, 12/93, \$5

Full report, NCJ-145328, 12/93, \$5

Performance measures for the criminal justice system: Papers from the BJS-Princeton Project, NCJ-143505, 10/93

Local prosecution of organized crime: Use of State RICO statutes, NCJ-143502, 10/93

Felony sentencing and jail characteristics, NCJ-142523, 6/93

Using NIBRS data to analyze violent crime: National Incident-Based Reporting System (Technical Report), NCJ-144785, 11/93

Directory of automated criminal justice information systems, 1993: Vol. 1, Law enforcement, NCJ-142645, 9/93, \$5

Vol. 2, Corrections, courts, probation/parole, prosecution, NCJ-142646, 9/93, \$4

Sourcebook of criminal justice statistics, 1992, NCJ-143496, 9/93, \$6

State justice sourcebook of statistics and research, NCJ-137991, 9/92

Publications of BJS, 1985-89: Microfiche library, PRO30014, 5/90, \$190

Bibliography, TBO30013, 5/90, \$17.50

Publications of BJS, 1971-84: Microfiche library, PRO30012, 10/86, \$203

Bibliography, TBO30012, 10/86, \$17.50

Report to the Nation on crime and justice: Second edition, NCJ-105506, 6/88

Technical appendix, NCJ-112011, 8/88, \$8.40

See order form on last page



Federal Drug Case Processing, 1985-91

With Preliminary Data for 1992

March 1994, NCJ-144392

144392

U.S. Department of Justice
National Institute of Justice

This document has been reproduced exactly as received from the person or organization originating it. Points of view or opinions stated in this document are those of the authors and do not necessarily represent the official position or policies of the National Institute of Justice.

Permission to reproduce this ~~copyrighted~~ material has been granted by

Public Domain/OJP/BJS

U.S. Department of Justice

to the National Criminal Justice Reference Service (NCJRS).

Further reproduction outside of the NCJRS system requires permission of the ~~copyright~~ owner.

U.S. Department of Justice
Office of Justice Programs
Bureau of Justice Statistics

Lawrence A. Greenfield
Acting Director

This Bureau of Justice Statistics report was prepared by Abt Associates Inc. under the supervision of Carol Kaplan, chief, BJS Federal statistical and information policy branch. The project is supported by BJS grant number 91-BJ-CX-K025. Principal staff for the project at Abt Associates were Andrew Blickenderfer, Kenneth Carlson, Jan Chalken, Rick Defriesse, Milla Ghosh, and Irma Rivera.

The contents of this document do not necessarily reflect the views or policies of the Bureau of Justice Statistics or the U.S. Department of Justice.

BJS authorizes any person to reproduce, publish, translate or otherwise use all or any part of the copyrighted material in this publication.

The Bureau of Justice Statistics, an agency of the U.S. Department of Justice, is part of the Office of Justice Programs, which also includes the Bureau of Justice Assistance, the National Institute of Justice, the Office of Juvenile Justice and Delinquency Prevention, and the Office for Victims of Crimes.

Foreword

This report presents information on the processing of cases in the Federal criminal justice system for the calendar years 1985-1992, with more detail about court processing of Federal drug offenders than is available in other Bureau of Justice Statistics (BJS) publications. The data describe initial prosecution decisions, referrals to magistrates, court dispositions, sentencing outcomes, lengths of incarceration sentences imposed, and length of time served in prison. The tables present the numbers of defendants and the percentages of suspects, defendants, or offenders at each stage of processing. The offense categories shown in the tables are defined in the glossary.

The report was developed under the BJS Federal Justice Statistics Program and is intended to complement the report *Federal Criminal Case Processing 1982-1991, With Preliminary Data for 1992*. The BJS Federal Justice database, maintained under the program, is available for public use at the National Archive of Criminal Justice Data, Inter-university Consortium for Political and Social Research, as data collection ICPSR 9296. BJS believes that this report will be of value to criminal justice practitioners, policymakers, researchers, and all others interested in understanding the workings of the Federal criminal justice system and dedicated to ensuring its successful performance.

BJS expresses its appreciation for the cooperation of the Executive Office for U.S. Attorneys, the Administrative Office of the United States Courts, and the U.S. Bureau of Prisons, which provided the data that were analyzed for this report.

Lawrence A. Greenfeld
Acting Director

Contents

Prosecution

Criminal suspects prosecuted by U.S. attorneys in U.S. district court 1

1. Suspects in criminal matters concluded

2a. Number prosecuted

2b. Percent prosecuted

Suspects whom U.S. attorneys declined to prosecute 2

3a. Number not prosecuted

3b. Percent not prosecuted

Suspects referred to U.S. magistrates 2

4a. Number referred

4b. Percent referred

Defendants convicted by U.S. magistrates 3

5a. Number convicted

5b. Percent convicted

Adjudication

Defendants in cases terminated in U.S. district court 4

6a. Number of defendants in cases terminated, by offense

6b. Number of drug defendants in cases terminated, by type of drug

Defendants convicted in U.S. district court 5

7a. Number of defendants convicted, by offense

7b. Number of drug defendants convicted, by type of drug

7c. Percent of defendants convicted, by offense

7d. Percent of drug defendants convicted, by type of drug

7e. Percent of convicted drug offenders, by offense

7f. Percent of convicted drug offenders, by type of drug

Trial rate 7

8a. Number of defendants adjudicated at trial, by offense

8b. Number of drug defendants adjudicated at trial, by type of drug

8c. Percent of defendants adjudicated at trial, by offense

8d. Percent of drug defendants adjudicated at trial, by type of drug

Conviction rate after trial 8

9a. Percent of defendants tried who were convicted, by offense

9b. Percent of drug defendants tried who were convicted, by type of drug

Sentencing

Incarceration rate 9

10a. Number of offenders sentenced to incarceration, by offense

10b. Number of drug offenders sentenced to incarceration, by type of drug

10c. Percent of offenders sentenced to incarceration, by offense

10d. Percent of drug offenders sentenced to incarceration, by type of drug

Length of imposed sentence 10

11a. Average length of incarceration sentences, by offense

11b. Average length of incarceration sentences, by type of drug

Corrections

Time served in prison 11

12. Prisoners released from Federal prison: Average time served until first release

Methodology 13

Glossary 15

Prosecution

Criminal suspects prosecuted

Table 1. Suspects in criminal matters concluded, 1985-91

Most serious offense investigated	Number of suspects in criminal matters concluded							Percent change 1985-91
	1985	1986	1987	1988	1989	1990	1991	
All offenses^a	78,407	86,995	91,310	94,548	104,248	109,948	113,940	145 %
Drug offenses	15,669	18,633	22,729	25,801	31,954	33,265	35,108	124
Violent offenses	3,828	4,040	4,460	4,480	5,074	5,076	5,693	49
Fraudulent offenses	19,554	22,076	24,765	23,675	28,384	28,765	30,470	56
Other property offenses	3,954	4,005	4,135	3,793	3,460	3,676	3,505	-11
Regulatory offenses	6,505	7,039	7,488	7,824	8,073	8,556	8,184	26
Other public order offenses	19,047	21,089	20,243	21,851	23,852	26,381	26,337	38

^a Total includes suspects for whom the recorded offense category is not classifiable, such as conspiracy, aiding and abetting, jurisdictional offenses, and undetermined.

Table 2a. Suspects in criminal matters concluded: Number prosecuted in U.S. district court, 1985-91

Most serious offense investigated	Number of suspects prosecuted in U.S. district court							Percent change 1985-91
	1985	1986	1987	1988	1989	1990	1991	
All offenses^a	45,957	49,921	54,392	54,764	58,160	60,521	62,112	35 %
Drug offenses	12,576	14,952	17,729	19,725	24,278	25,094	25,663	104 %
Violent offenses	2,612	2,821	3,107	3,064	3,358	3,425	3,761	44 %
Fraudulent offenses	10,749	11,799	13,415	12,273	14,251	14,266	14,096	31 %
Other property offenses	2,206	2,336	2,574	2,339	1,963	2,023	1,857	-16 %
Regulatory offenses	2,548	2,520	2,867	3,064	2,965	2,768	2,733	7 %
Other public order offenses	8,676	9,096	10,009	10,111	10,091	11,308	12,053	39 %

^a Total includes suspects for whom the recorded offense category is not classifiable.

Table 2b. Suspects in criminal matters concluded: Percent who were prosecuted, 1985-91

Most serious offense investigated	Percent of suspects prosecuted in U.S. district court						
	1985	1986	1987	1988	1989	1990	1991
All offenses^a	59 %	57 %	60 %	58 %	56 %	55 %	55 %
Drug offenses	80	80	78	77	76	75	73
Violent offenses	68	70	70	68	66	67	66
Fraudulent offenses	55	53	54	52	50	50	46
Other property offenses	56	58	62	62	57	55	53
Regulatory offenses	39	36	38	39	37	32	33
Other public order offenses	46	43	49	46	42	43	46

^a Total includes suspects for whom recorded offense category is not classifiable.

Suspects not prosecuted

Table 3a. Suspects in criminal matters concluded: Number whom U.S. attorneys declined to prosecute, 1985-91

Most serious offense investigated	Number of suspects whom U.S. attorneys declined to prosecute						
	1985	1986	1987	1988	1989	1990	1991
All offenses^a	21,356	24,422	26,171	28,825	32,855	35,239	40,288
Drug offenses	2,557	3,050	3,752	4,705	5,974	6,413	7,814
Violent offenses	1,036	1,018	1,088	1,206	1,436	1,409	1,680
Fraudulent offenses	7,880	9,194	9,760	10,090	12,674	12,891	15,106
Other property offenses	1,127	1,139	1,203	1,187	1,201	1,346	1,388
Regulatory offenses	3,391	3,935	4,207	4,301	4,419	5,184	5,037
Other public order offenses	3,790	4,067	4,336	5,258	5,864	6,541	7,528

^a Total includes suspects for whom the recorded offense category is not classifiable.

Table 3b. Suspects in criminal matters concluded: Percent whom U.S. attorneys declined to prosecute, 1985-91

Most serious offense investigated	Percent of suspects whom U.S. attorneys declined to prosecute						
	1985	1986	1987	1988	1989	1990	1991
All offenses^a	27 %	28 %	29 %	31 %	32 %	32 %	35 %
Drug offenses	16	16	17	18	19	19	22
Violent offenses	27	25	24	27	28	28	30
Fraudulent offenses	40	42	39	43	45	45	50
Other property offenses	29	28	29	31	35	37	40
Regulatory offenses	52	56	56	55	55	61	62
Other public order offenses	20	19	21	24	25	25	29

^a Total includes suspects for whom the recorded offense category is not classifiable.

Suspects referred to magistrates

Table 4a. Suspects in criminal matters concluded: Number who were referred to U.S. magistrates, 1985-91

Most serious offense investigated	Number of suspects who were referred to U.S. magistrates						
	1985	1986	1987	1988	1989	1990	1991
All offenses^a	11,094	12,652	10,747	10,959	13,233	14,188	11,540
Drug offenses	536	631	1,248	1,371	1,702	1,758	1,631
Violent offenses	180	201	265	210	280	242	252
Fraudulent offenses	925	1,083	1,590	1,312	1,459	1,608	1,268
Other property offenses	621	530	358	267	296	307	260
Regulatory offenses	566	584	414	459	689	604	414
Other public order offenses	6,581	7,926	5,898	6,482	7,897	8,532	6,756

^a Total includes suspects for whom the recorded offense category is not classifiable.

Table 4b. Suspects in criminal matters concluded: Percent who were referred to U.S. magistrates, 1985-91

Most serious offense investigated	Percent of suspects who were referred to U.S. magistrates						
	1985	1986	1987	1988	1989	1990	1991
All offenses^a	14 %	15 %	12 %	12 %	13 %	13 %	10 %
Drug offenses	3	3	6	5	5	5	5
Violent offenses	5	5	6	5	6	5	4
Fraudulent offenses	5	5	6	6	5	6	4
Other property offenses	16	13	9	7	9	8	7
Regulatory offenses	9	8	6	6	9	7	5
Other public order offenses	35	38	29	30	33	32	26

^a Total includes suspects for whom the recorded offense category is not classifiable.

Defendants convicted by magistrates

Table 5a. Defendants in matters disposed by U.S. magistrates: Number convicted, 1985-91

Most serious offense charged	Number of defendants convicted						
	1985	1986	1987	1988	1989	1990	1991
All offenses^a	7,304	8,777	6,993	6,994	8,354	8,956	6,372
Drug offenses	132	91	525	387	477	444	502
Violent offenses	50	40	81	64	63	72	45
Fraudulent offenses	330	606	987	848	797	855	538
Other property offenses	388	281	132	127	125	142	117
Regulatory offenses	231	291	197	223	425	336	194
Other public order offenses	4,958	6,267	4,460	4,769	5,810	6,262	4,350

^a Total includes suspects for whom offense category is not classifiable.

Table 5b. Defendants in matters disposed by U.S. magistrates: Percent convicted, 1985-91

Most serious offense charged	Percent of defendants convicted						
	1985	1986	1987	1988	1989	1990	1991
All offenses^a	66 %	69 %	65 %	64 %	63 %	63 %	55 %
Drug offenses	25	14	42	28	28	25	31
Violent offenses	28	20	31	31	23	30	18
Fraudulent offenses	36	56	62	65	55	53	42
Other property offenses	63	53	37	48	42	46	45
Regulatory offenses	41	50	48	49	62	56	47
Other public order offenses	75	79	76	74	74	73	64

^a Total includes suspects for whom offense category is not classifiable.

Adjudication in U.S. district court

Defendants whose cases were disposed

Table 6a. Number of Federal defendants in cases terminated, by offense, 1985-92

Most serious offense charged	Number of defendants terminated							Preliminary 1992	Percent change 1985-92
	1985	1986	1987	1988	1989	1990	1991		
All offenses	51,243	54,152	54,626	54,198	57,672	58,704	60,193	61,863	21 %
Drug offenses	12,985	14,746	16,447	16,710	19,750	20,035	21,203	22,277	72 %
Drug distribution	10,413	12,276	13,351	13,795	15,883	16,557	17,671	18,361	76
Continuing criminal enterprise	190	145	201	183	256	128	117	90	-53
Importation	428	449	493	633	1,262	1,538	1,717	2,156	404
Manufacture	95	124	236	164	336	428	447	476	401
Possession and other	1,859	1,752	2,166	1,935	2,013	1,384	1,251	1,194	-36
Non-drug offenses									
Violent offenses	2,871	2,818	2,851	2,697	2,805	2,857	3,124	3,530	23 %
Fraudulent property offenses	10,765	12,322	12,379	11,553	11,489	11,571	10,931	11,555	7
Other property offenses	5,485	4,964	4,796	4,708	4,699	4,557	4,818	4,986	-9
Regulatory offenses	2,392	2,188	2,062	2,255	2,299	2,316	2,713	2,499	4
Other public order offenses	16,617	17,014	16,091	16,275	16,630	17,368	17,402	17,016	2

Table 6b. Number of Federal drug defendants in cases terminated, by type of drug, 1985-92

Most serious offense charged	Number of defendants terminated							Preliminary 1992	Percent change 1985-92
	1985	1986	1987	1988	1989	1990	1991		
All drug offenses	12,985	14,746	16,447	16,710	19,750	20,035	21,203	22,277	72 %
Heroin or cocaine	7,082	9,038	9,612	10,408	12,520	13,152	13,542	13,525	91
Marijuana	4,266	4,161	5,139	4,551	5,383	5,148	5,761	6,037	42
Other *	1,637	1,547	1,696	1,751	1,847	1,735	1,900	2,715	66

* Includes both offenses involving controlled substances other than heroin, cocaine, or marijuana and offenses involving unknown or various combinations of substances.

Defendants convicted

Table 7a. Number of Federal defendants convicted, by offense, 1985-92

Most serious offense of conviction	Number of offenders convicted							Preliminary 1992	Percent change 1985-92
	1985	1986	1987	1988	1989	1990	1991		
All offenses	40,924	43,920	44,519	43,552	46,805	47,494	48,946	51,936	27 %
Drug offenses	10,289	11,989	13,428	13,376	15,804	16,310	17,349	18,698	82 %
Drug distribution	7,449	9,163	10,109	10,444	12,530	13,410	14,273	15,133	103
Continuing criminal enterprise	131	111	123	117	144	82	105	105	-20
Importation	841	957	872	815	1,051	1,199	1,484	1,930	129
Manufacture	91	105	119	185	303	318	324	409	349
Possession and other	1,777	1,653	2,205	1,815	1,776	1,301	1,163	1,121	-37
Non-drug offenses									
Violent offenses	2,226	2,192	2,242	2,140	2,182	2,331	2,513	2,919	31 %
Fraudulent property offenses	8,958	10,520	10,443	9,583	9,919	10,127	9,473	10,253	14
Other property offenses	4,316	4,026	3,906	3,854	3,636	3,466	3,705	3,964	-8
Regulatory offenses	2,167	2,010	1,847	1,966	2,032	2,054	2,337	2,179	1
Other public order offenses	12,965	13,183	12,653	12,633	13,232	13,204	13,569	13,922	7

Table 7b. Number of Federal drug defendants convicted, by type of drug, 1985-92

Most serious offense of conviction	Number of offenders convicted							Preliminary 1992	Percent change 1985-92
	1985	1986	1987	1988	1989	1990	1991		
All drug offenses	10,289	11,989	13,428	13,376	15,804	16,310	17,349	18,698	82 %
Heroin or cocaine	5,568	7,421	7,817	8,490	10,351	10,897	11,133	11,309	103
Marijuana	3,275	3,159	4,137	3,587	4,117	4,087	4,688	4,948	51
Other *	1,446	1,409	1,474	1,299	1,336	1,326	1,528	2,441	69

* Includes both offenses involving controlled substances other than heroin, cocaine, or marijuana and offenses involving unknown or various combinations of substances.

Table 7c. Percent of Federal defendants convicted, by offense, 1985-92

Most serious offense charged	Percent of defendants convicted							Preliminary 1992
	1985	1986	1987	1988	1989	1990	1991	
All offenses	80 %	81 %	81 %	80 %	81 %	81 %	81 %	84 %
Drug offenses	82 %	84 %	85 %	83 %	83 %	84 %	84 %	86 %
Drug distribution	84	86	85	84	84	84	85	86
Continuing criminal enterprise	75	91	95	95	92	90	87	82
Importation	79	80	76	78	81	84	84	89
Manufacture	81	74	85	79	84	86	80	84
Possession and other	72	71	80	76	74	76	72	76
Non-drug offenses								
Violent offenses	83 %	82 %	83 %	83 %	82 %	83 %	82 %	86 %
Fraudulent property offenses	85	86	86	85	87	88	87	89
Other property offenses	78	80	80	80	79	77	76	80
Regulatory offenses	78	76	74	74	78	81	79	81
Other public order offenses	76	76	76	75	76	74	76	80

Table 7d. Percent of Federal drug defendants convicted, by type of drug, 1985-92

Most serious offense charged	Percent of defendants convicted							Preliminary 1992
	1985	1986	1987	1988	1989	1990	1991	
All drug offenses	82 %	84 %	85 %	83 %	83 %	84 %	84 %	86 %
Heroin or cocaine	84	86	86	84	85	85	80	83
Marijuana	77	78	82	80	79	81	85	86
Other *	82	84	85	82	83	82	83	87

* Includes both offenses involving controlled substances other than heroin, cocaine, or marijuana and offenses involving unknown or various combinations of substances.

Table 7e. Percent of convicted Federal drug offenders, by offense, 1985-92

Most serious offense of conviction	Percent of drug offenders							Preliminary 1992
	1985	1986	1987	1988	1989	1990	1991	
Drug offenses	100 %	100 %	100 %	100 %	100 %	100 %	100 %	100 %
Drug distribution	72	76	75	78	79	82	82	81
Continuing criminal enterprise	1	1	1	1	1	1	1	1
Importation	8	8	6	6	7	7	9	10
Manufacture	1	1	1	1	2	2	2	2
Possession and other	17	14	16	14	11	8	7	6

Table 7f. Percent of convicted Federal drug offenders, by type of drug, 1985-92

Most serious offense of conviction	Percent of drug offenders							Preliminary 1992
	1985	1986	1987	1988	1989	1990	1991	
All drug offenses	100 %	100 %	100 %	100 %	100 %	100 %	100 %	100 %
Heroin or cocaine	54	62	58	63	65	67	64	60
Marijuana	32	26	31	27	26	25	27	26
Other *	14	12	11	10	8	8	9	13

* Includes both offenses involving controlled substances other than heroin, cocaine, or marijuana and offenses involving unknown or various combinations of substances.

Trial rate for Federal defendants

Table 8a. Number of Federal defendants adjudicated at trial, by offense, 1985-92

Most serious offense charged	Number of defendants adjudicated at trial							Preliminary 1992	Percent change 1985-92
	1985	1986	1987	1988	1989	1990	1991		
All offenses	6,517	7,188	7,024	7,781	7,960	7,557	7,724	7,332	13 %
Drug offenses	2,253	2,399	2,624	2,951	3,491	3,405	3,600	3,348	49 %
Drug distribution	1,905	2,011	2,245	2,694	3,118	3,027	3,205	2,964	56
Continuing criminal enterprise	42	37	53	62	74	44	29	20	-52
Importation	68	87	73	84	201	222	249	253	272
Manufacture	9	15	46	22	54	63	63	73	711
Possession and other	229	249	207	89	44	49	54	38	-83
Non-drug offenses									
Violent offenses	545	515	483	481	510	454	474	550	1 %
Fraudulent property offenses	942	1,129	1,028	1,113	979	850	840	894	-5
Other property offenses	581	556	461	532	449	367	323	289	-50
Regulatory offenses	349	363	332	395	392	356	343	332	-5
Other public order offenses	1,843	2,206	2,096	2,309	2,139	2,125	2,144	1,919	4

Table 8b. Number of Federal drug defendants adjudicated at trial, by type of drug, 1985-92

Most serious offense charged	Number of defendants adjudicated at trial							Preliminary 1992	Percent change 1985-92
	1985	1986	1987	1988	1989	1990	1991		
All drug offenses	2,253	2,399	2,624	2,951	3,491	3,405	3,600	3,348	49 %
Heroin or cocaine	1,311	1,566	1,690	2,124	2,527	2,583	2,697	2,403	83 %
Marijuana	707	601	673	553	672	523	600	570	-19
Other*	235	232	261	274	292	299	303	375	60

* Includes both offenses involving controlled substances other than heroin, cocaine, or marijuana and offenses involving unknown or various combinations of substances.

Table 8c. Percent of Federal defendants adjudicated at trial, by offense, 1985-92

Most serious offense charged	Percent of defendants adjudicated at trial							Preliminary 1992
	1985	1986	1987	1988	1989	1990	1991	
All offenses	13 %	13 %	13 %	14 %	14 %	13 %	13 %	12 %
Drug offenses	17 %	16 %	16 %	18 %	18 %	17 %	17 %	15 %
Drug distribution	18	16	17	20	20	18	18	16
Continuing criminal enterprise	22	26	26	34	29	34	25	22
Importation	16	19	15	13	16	14	15	12
Manufacture	9	12	19	13	16	15	14	15
Possession and other	12	14	10	5	2	4	4	3
Non-drug offenses								
Violent offenses	19 %	18 %	17 %	18 %	18 %	16 %	15 %	16 %
Fraudulent property offenses	9	9	8	10	9	7	8	8
Other property offenses	11	11	10	11	10	8	7	6
Regulatory offenses	15	17	16	18	17	15	13	13
Other public order offenses	11	13	13	14	13	12	12	11

Table 8d. Percent of Federal drug defendants adjudicated at trial, by type of drug, 1985-92

Most serious offense charged	Percent of defendants adjudicated at trial							Preliminary 1992
	1985	1986	1987	1988	1989	1990	1991	
All drug offenses	17 %	16 %	16 %	18 %	18 %	17 %	17 %	15 %
Heroin or cocaine	19	17	18	20	20	20	20	18
Marijuana	17	14	13	12	12	10	10	9
Other *	14	15	15	16	16	17	16	14

* Includes both offenses involving controlled substances other than heroin, cocaine, or marijuana and offenses involving unknown or various combinations of substances.

Conviction rate after trial

Table 9a. Percent of Federal defendants tried who were convicted, by offense, 1985-92

Most serious offense charged	Percent of tried defendants convicted							Preliminary 1992
	1985	1986	1987	1988	1989	1990	1991	
All offenses	76 %	77 %	77 %	75 %	75 %	77 %	74 %	77 %
Drug offenses	82 %	80 %	82 %	83 %	83 %	84 %	84 %	84 %
Drug distribution	82	81	83	83	83	85	84	85
Continuing criminal enterprise	93	97	94	98	93	95	93	95
Importation	91	84	77	76	78	80	82	84
Manufacture	89	87	80	82	93	78	81	67
Possession and other	78	71	77	72	70	67	59	50
Non-drug offenses								
Violent offenses	77 %	80 %	74 %	78 %	77 %	78 %	76 %	77 %
Fraudulent property offenses	76	77	76	72	75	77	73	72
Other property offenses	72	76	75	73	73	72	65	68
Regulatory offenses	62	69	61	56	63	71	66	67
Other public order offense	73	73	75	71	65	67	61	69

Table 9b. Percent of Federal drug defendants tried who were convicted, by type of drug, 1985-92

Most serious offense charged	Percent of tried defendants convicted							Preliminary 1992
	1985	1986	1987	1988	1989	1990	1991	
All drug offenses	82 %	80 %	82 %	83 %	83 %	84 %	84 %	84 %
Heroin or cocaine	82	81	85	85	85	85	84	86
Marijuana	80	76	75	76	76	82	81	79
Other *	85	87	81	82	89	85	80	80

* Includes both offenses involving controlled substances other than heroin, cocaine, or marijuana and offenses involving unknown or various combinations of substances.

Sentencing

Incarceration rate

Table 10a. Number of convicted Federal offenders sentenced to incarceration, by offense, 1985-92

Most serious offense of conviction	Number of offenders incarcerated							Preliminary 1992	Percent change 1985-92
	1985	1986	1987	1988	1989	1990	1991		
All offenses	20,605	23,058	23,579	23,450	27,377	28,659	30,555	33,622	63 %
Drug offenses	7,774	9,272	10,196	10,599	13,310	14,091	15,012	16,401	111
Drug distribution	6,108	7,599	8,658	9,231	11,486	12,190	12,862	13,792	126
Continuing criminal enterprise	119	109	121	115	135	80	98	101	-15
Importation	706	797	710	687	931	1,086	1,305	1,735	146
Manufacture	78	83	95	164	284	283	293	358	359
Possession and other	763	684	612	402	474	452	454	415	-46
Non-drug offenses									
Violent offenses	1,807	1,813	1,837	1,733	1,892	2,032	2,260	2,618	45 %
Fraudulent property offenses	3,696	4,416	4,610	4,182	4,401	4,464	4,542	5,039	36
Other property offenses	1,916	1,875	1,624	1,541	1,574	1,421	1,491	1,518	-21
Regulatory offenses	661	688	601	640	747	799	884	856	30
Other public order offenses	4,749	4,994	4,711	4,755	5,453	5,850	6,366	7,189	51

Table 10b. Number of convicted Federal offenders sentenced to incarceration, by type of drug, 1985-92

Most serious offense charged	Number of offenders incarcerated							Preliminary 1992	Percent change 1985-92
	1985	1986	1987	1988	1989	1990	1991		
All drug offenses	7,774	9,272	10,196	10,599	13,310	14,091	15,012	16,401	111 %
Heroin or cocaine	4,455	6,037	6,490	7,369	9,336	9,874	10,099	10,390	133
Marijuana	2,179	2,144	2,548	2,253	2,880	3,128	3,683	3,984	83
Other *	1,140	1,091	1,158	977	1,094	1,089	1,230	2,027	78

* Includes both offenses involving controlled substances other than heroin, cocaine, or marijuana and offenses involving unknown or various combinations of substances.

Table 10c. Percent of convicted Federal offenders sentenced to incarceration, by offense, 1985-92

Most serious offense of conviction	Percent of offenders incarcerated							Preliminary 1992
	1985	1986	1987	1988	1989	1990	1991	
All offenses	50 %	53 %	53 %	54 %	58 %	60 %	62 %	65 %
Drug offenses	76 %	77 %	76 %	79 %	84 %	86 %	87 %	88 %
Drug distribution	82	83	86	88	92	91	90	91
Continuing criminal enterprise	91	98	98	98	94	98	93	96
Importation	84	83	81	84	89	91	88	90
Manufacture	86	79	80	89	94	89	90	88
Possession and other	43	42	28	22	27	35	39	37
Non-drug offenses								
Violent offenses	81 %	83 %	82 %	81 %	87 %	87 %	90 %	90 %
Fraudulent property offenses	41	42	44	44	44	44	48	49
Other property offenses	44	47	42	40	43	41	40	38
Regulatory offenses	31	34	33	33	37	39	38	39
Other public order offenses	37	38	37	38	41	44	47	52

Table 10d. Percent of convicted Federal drug offenders sentenced to incarceration, by type of drug, 1985-92

Most serious offense of conviction	Percent of offenders incarcerated							Preliminary 1992
	1985	1986	1987	1988	1989	1990	1991	
All drug offenses	76 %	77 %	76 %	79 %	84 %	86 %	87 %	88 %
Heroin or cocaine	80	81	83	87	90	91	91	92
Marijuana	67	68	62	63	70	77	79	81
Other *	79	77	79	75	82	82	80	83

* Includes both offenses involving controlled substances other than heroin, cocaine, or marijuana and offenses involving unknown or various combinations of substances.

Length of imposed sentence

Table 11a. Average length of incarceration sentences (months), by offense, 1985-92								
Most serious offense of conviction	Average length of imposed sentence							Preliminary 1992
	1985	1986	1987	1988	1989	1990	1991	
All offenses	51 mo	53 mo	55 mo	55 mo	55 mo	57 mo	62 mo	62 mo
Drug offenses	58 mo	62 mo	68 mo	71 mo	75 mo	81 mo	86 mo	82 mo
Drug distribution	59	63	67	73	76	83	87	86
Continuing criminal enterprise	167	204	217	207	232	243	238	189
Importation	55	53	58	56	73	73	78	62
Manufacture	74	63	84	82	94	88	85	75
Possession and other	34	41	48	14	8	15	22	22
Non-drug offenses								
Violent offenses	135 mo	132 mo	126 mo	111 mo	91 mo	89 mo	91 mo	89 mo
Fraudulent property offenses	31	33	31	31	26	22	20	19
Other property offenses	37	38	36	33	26	22	25	22
Regulatory offenses	38	47	42	30	24	27	27	35
Other public order offense	29	31	32	31	28	28	39	49

Table 11b. Average length of incarceration sentences (months), by type of drug, 1985-92								
Most serious offense of conviction	Average length of imposed sentence							Preliminary 1992
	1985	1986	1987	1988	1989	1990	1991	
All drug offenses	58 mo	62 mo	68 mo	71 mo	75 mo	81 mo	86 mo	82 mo
Heroin or cocaine	62	64	72	77	80	89	96	96
Marijuana	46	49	50	47	50	48	51	46
Other *	66	75	80	80	96	97	100	85
* Includes both offenses involving controlled substances other than heroin, cocaine, or marijuana and offenses involving unknown or various combinations of substances.								

Corrections

Time served in prison

Table 12. Prisoners released from Federal prison: Average time served until first release, 1985-92

Most serious offense of conviction	Average time served until first released								Percent change 1985-92
	1985	1986	1987	1988	1989	1990	1991	1992	
All offenses	14.9 mo	14.9 mo	16.3 mo	18.7 mo	18.7 mo	19.2 mo	21.7 mo	23.6 mo	58 %
Drug offenses	21.2	22.1	23.0	25.2	27.7	29.7	31.3	32.7	54
Trafficking	21.9	22.7	23.6	26.0	28.9	30.7	32.9	34.7	58
Possession and other	9.3	8.5	9.1	10.4	9.8	10.3	9.7	8.2	-12
Non-drug offenses									
Violent offenses	49.9	49.6	48.8	54.2	52.6	54.2	56.6	56.4	13
Fraudulent offenses	12.3	13.5	13.3	14.8	15.5	15.1	15.6	15.8	29
Other property offenses	17.3	19.3	18.8	21.0	18.4	19.6	20.1	19.3	11
Regulatory offenses	14.9	15.9	16.3	18.3	17.7	18.2	19.1	18.1	21
Other public order offenses	6.4	6.0	7.1	8.5	8.0	8.1	9.7	12.1	89

Methodology

The data for this report come from the BJS Federal Justice database. The database is constructed from source files provided by the Executive Office for U.S. Attorneys, the Administrative Office of the U.S. Courts, the U.S. Bureau of Prisons, and other Federal agencies whose files are used in other BJS reports. Federal law prohibits the use of the BJS database for any purpose other than research or statistics.

In each table, data describe the calendar years indicated.

The source for 1985 data in tables 1 through 5 and 12 is the BJS report *Federal Criminal Case Processing 1980-89, with Preliminary Data for 1990*; for all other years, the source for Tables 1 through 5 and 12 is the report *Federal Criminal Case Processing 1982-91, with Preliminary Data for 1992*. Tables 6 through 11 were specially computed for this report. Data on Federal drug offenses in prior years may be found in the BJS special report *Federal Offenses and Offenders: Drug Law Violators, 1980-86*.

The offense classification for tables 1 through 5 is computed from the U.S. Code citation for the most serious offense investigated. For drug offenses, this information is not sufficiently detailed to permit determination of whether the offense involved trafficking, possession, or other actions; therefore, detailed offense breakdowns are not available in this table. (In other BJS publications on Federal offenses, the category "Other public order offenses" includes conspiracy, aiding and abetting, and jurisdictional offenses. In this report, these are excluded from the category and included only in the total of all offenses, because an unknown number of conspiracy and related offenses are actually drug offenses.)

In tables 6 through 11, offense classifications are based on the offense code used by the Administrative Office of the U.S. Courts to describe the most serious offense charged or the most serious offense of conviction. The most serious offense is that which by statute potentially carries the longest sentence, regardless of sentences actually imposed. The glossary shows which offense groups were included in each category in tables 6 to 11. For further details of the definitions of these offense codes, see *United States Title and Code Criminal Offense Citations for use by U.S. Magistrates, Clerks of Court, Federal Probation Offices, Pretrial Service Offices* (Seventh Edition) (August, 1988).

Offense categories in table 12 are based on combinations of offense designations used by the U.S. Bureau of Prisons. They are similar to categories in other tables, but may not be directly comparable. The offense designations of the U.S. Bureau of Prisons do not permit classifying drug offenses into subcategories similar to those shown in tables 6 through 11.

Glossary

This glossary defines the offense categories and other terms used in the tables. Statutory sections are cited in parentheses at the ends of definitions.

Conspiracy — an agreement by two or more persons to commit or to effect the commission of an unlawful act or to use unlawful means to accomplish an act that is not in itself unlawful; also any overt act in furtherance of the agreement. A person charged with conspiracy is classified under the substantive offense alleged.

Continuing Criminal Enterprise — committing or conspiring to commit a series (three or more) of felony violations of the 1970 Drug Abuse Prevention and Control Act when such acts are undertaken in concert with five or more other persons (21 U.S.C. 848).

Declination — the decision by a prosecutor not to file a case.

Dismissal — termination of a case before trial or other final judgment (including nolle prosequi and deferred prosecution).

Disposition — the decision made on a case brought before the Federal criminal courts.

Distribution — delivery (other than by administering or dispensing) of a controlled substance (21 U.S.C. 802). Includes all drug trafficking offenses that were coded in one of the following categories by the source agency:
Heroin distribution
Cocaine distribution
Marijuana distribution
Distribution of controlled substances.
(See also, trafficking.)

District of Columbia — the jurisdiction of the U.S. district court for the District of Columbia. This report includes Federal offenses prosecuted in U.S. district courts and excludes violations of the District of Columbia

code and cases prosecuted in the District of Columbia superior court.

Drug offenses — possessing or trafficking in (distributing, importing, and manufacturing) controlled substances. Also furnishing of fraudulent or false information concerning prescriptions as well as any other unspecified drug-related offense. (See specific offenses in this glossary for citations.)

Filing — The initiation of a criminal case in U.S. district court by formal submission to the court of a charging document alleging that one or more named persons have committed one or more specified offenses. In this compendium, each defendant in a case is counted separately, and only the most serious alleged offense is considered.

Fraudulent property offenses — property offenses involving the elements of deceit or intentional misrepresentation. Specifically includes the following offenses:

counterfeiting — falsely making, forging, or altering any obligation or security of the United States, foreign obligation or security, coin or bar stamped at any mint in the United States, money order issued by the Postal Service, domestic or foreign stamp, or seal of any department or agency of the United States. Passing, selling, attempting to pass or sell, or bringing into the United States any of the above falsely made articles. Making, selling, or possessing any plates or stones used for printing counterfeit obligations or securities of the United States, foreign obligations or securities, Government transportation requests, or postal stamps (18 U.S.C. 331, 471-74, 476-81, 485-88, 490, 492, 500-502, 506-7, and 509; 21 U.S.C. 458(C4) and 611 (B4); 26 U.S.C. 5604(A4) and 7241; and 46 U.S.C. 410).

embezzlement — fraudulently misapplying property by a person to whom such property has been entrusted or into whose hands it has lawfully come where offense is committed by bank officers or

employees; officers or employees of the Postal Service; officers of lending, credit, or insurance institutions; any officer or employee of a corporation or association engaged in commerce as a common carrier; court officers of the U.S. courts; or officers or employees of the United States. Embezzling, stealing, or knowingly converting to one's own use or the use of another or without authority selling, conveying, or disposing of any money, property, records, or thing of value to the United States or any department thereof (12 U.S.C. 630; 15 U.S.C. 645(B)(C); 18 U.S.C. 332, 334, 641-57, 660, 664, 665(A)(B), 1025, 1163, 1709-11 and 1721; 22 U.S.C. 1179; 29 U.S.C. 501(C) and 502(B); 38 U.S.C. 3501; and 42 U.S.C. 2703A, 2971 F(A)(B), 3220(B), and 3791).

fraud — unlawfully depriving a person of his or her property or legal rights through intentional misrepresentation of fact or deceit other than forgery or counterfeiting. Includes violations of statutes pertaining to lending and credit institutions, the Postal Service, interstate wire, radio, television, veterans benefits, allotments, bankruptcy, marketing agreements, commodity credit, the Securities and Exchange Commission, railroad retirement, unemployment, Social Security, false personation, citizenship, passports, conspiracy, and claims and statements, excluding tax fraud. The category excludes fraud involving tax violations that are included in the category Other public order offenses.

forgery — falsely and with intent to defraud, making, counterfeiting, altering, or possessing with intent to pass off as genuine any U.S. Postal Service money order; postmarking stamp or impression; obligation or security of the United States; foreign obligation, security, or bank note; contractors' bond, bid, or public record; seal of a court or any department or agency of the U.S. Government; the signature of a judge or court officer; ships' papers; documents on entry of vessels; deed; power of attorney; customs matters; bond of distilleries; military or naval discharge certificate; coin or bar; and so forth. Also making, possessing, selling, or printing plates or stones for counterfeit obligations or securities and receiving, possessing, concealing, selling, or disposing of any falsely made securities, tax stamps, or pledges that have crossed

a State or the U.S. boundary after being stolen or unlawfully converted (18 U.S.C. 471-74, 478-79, 482-85, 493-98, 500, 503, 505-8, 1025, 2314-15, and 2318; 19 U.S.C. 1436; 21 U.S.C. 458(B)(C1)(C2), and 611(B1); 26 U.S.C. 5601(A4)(A5); 43 U.S.C. 1191-92; and 49 U.S.C. 1472(B)).

Guilty plea — a plea in response to formal charges admitting that the defendant committed offenses as charged. This category also includes pleas of *nolo contendere*.

Importation — bringing a controlled substance into the U.S. (21 U.S.C. 952). Includes all drug trafficking offenses that were coded in one of the following categories by the source agency:

- Heroin importation
- Cocaine importation
- Marijuana importation
- Importation of controlled substances.

(See also, trafficking.)

A small number of prosecutions for exporting controlled substances are included in the importation category in this report.

Incarceration — any sentence of confinement, including prison, jail, and other residential placements.

Jurisdictional offenses — acts that are Federal crimes because of the place in which they occur, such as on an aircraft, on Federal land or property, and for certain crimes on Indian reservations or at sea, but that cannot be classified in a more specific substantive category.

Manufacture — producing a controlled substance. Includes all drug trafficking offenses that were coded in one of the following categories by the source agency:

- Heroin manufacture
- Cocaine manufacture
- Marijuana manufacture
- Manufacture of controlled substances
- Drug cultivation
- Possession of equipment to manufacture drugs.

(See also, trafficking.)

Matter — a potential case under review by a U.S. attorney on which more than 1 hour is expended.

Matters concluded — matters about which a final decision has been reached by a U.S. attorney. Specifically includes matters filed as cases, matters declined after investigation, matters referred for disposition by U.S. magistrates, and matters otherwise terminated without reaching court.

Most serious offense — the offense with the greatest potential penalty.

Not convicted — acquittal by bench or jury trial, mistrial, and dismissal (including *nolle prosequi* and deferred prosecution).

Offense — violation of U.S. criminal law. Where more than one offense is charged, the offense with the greatest potential penalty is reported.

Possession — acquiring a controlled substance by misrepresentation or fraud, attempting or conspiring to possess, or simple possession of a controlled substance in schedules I-V (as defined by 21 U.S.C. 812). Also possession of a controlled substance in schedule I or II or a narcotic drug in schedule III or IV on board a vessel of the United States or vessels within custom waters of the United States or by any citizen of the United States on board a vessel. Possessing any punch, die, plate, stone, or any other thing designed to reproduce the label upon any drug or container is an offense under this category. Distributing a small amount of marijuana for no remuneration is treated as simple possession and, therefore, is included in this offense category (21 U.S.C. 843(A3)(A5), 844(A), 846, 955, and 962-63).

Property offenses, other — violent offenses against property, in particular:

arson — willfully or maliciously setting, or attempting to set, fire to any property within the special maritime and territorial jurisdiction of the United States as defined in 18 U.S.C. 7 (18 U.S.C. 81).

burglary — breaking and entering into another's property with intent to steal within the special maritime and territorial jurisdiction of the United States, as defined in 18 U.S.C. 7; also including break-

ing and entering into any official bank, credit union, savings and loan institution, post office, vessel or steamboat assigned to the use of mail service, or personal property of the United States or breaking the seal or lock of any carrier facility containing interstate or foreign shipments of freight or express (18 U.S.C. 2111, 2113(A), and 2115-17).

larceny — taking and carrying away with intent to steal any personal property of another, within the special maritime and territorial jurisdiction of the United States, as defined in 18 U.S.C. 7. Stealing, possessing, converting to one's own use, or illegally selling or disposing of anything of value to the United States or any of its departments or agencies or any property made or being made under contract for the United States or any of its departments or agencies. Stealing anything of value (in excess of \$100) from a bank, the Postal Service, or any interstate or foreign shipments by carrier. Receiving or possessing stolen property or pirate property. Stealing or obtaining by fraud any funds, assets, or property that are the subject of a grant, contract, or other form of assistance, whether received directly or indirectly, from the Law Enforcement Assistance Administration or that belong to or are entrusted to the custody of an Indian tribal organization. This offense category excludes the transportation of stolen property (18 U.S.C. 641, 659, 661-62, 1024, 1163, 1660, 1702, 1704, 1707-8, and 2113(B)(C); 42 U.S.C. 3791; and 49 U.S.C. 1472(K1)).

transportation of stolen property — transporting, selling, or receiving stolen goods, stolen securities, stolen moneys, stolen cattle, fraudulent State tax stamps, or articles used in counterfeiting if the above articles or goods involve or constitute interstate or foreign commerce (18 U.S.C. 2314-17).

— offenses that involve the destruction of property moving in interstate or foreign commerce in the possession of a common or contract carrier. The malicious destruction of Government property, or injury to U.S. postal property such as mailboxes or mailbags. Trespassing on timber and Government lands is also included in this category of offenses (15 U.S.C. 1281; 16 U.S.C. 3, 9A, 45A, 45C-E, 114, 121-24, 146, 152, 163, 171, 403H-4, 413, 430H, 430Q, 430V, 460K-3, 460N-3, 460N-5, 460N-7, 471, 476-78, 478A, 479, 481-82, 551, and 604-6; 18 U.S.C. 1164, 1361-64, 1705-6, 1851-63, 2071(A)(B), and 2072; 24 U.S.C. 286; 40 U.S.C. 53, 101, 193(E)(O)(P)-(R), and 318(C); and 43 U.S.C. 316K).

Public order offenses, other — includes the following offenses:

bribery — offering or promising anything of value with intent to unlawfully influence a public official, bank employee, officer or employee of the U.S. Government, witness, or any common carrier as well as soliciting or accepting such an offer. Soliciting or receiving anything of value in consideration of aiding a person to obtain employment in the U.S. Government. Receiving or soliciting any remuneration, directly or indirectly, in cash or any kind in return for purchasing, ordering, leasing, or recommending to purchase any good, service, facility, or item for which payment may be made through Medical Assistance Programs. Bribing in sporting contests is also illegal (18 U.S.C. 201 (A)-(I), 203-5, 207(B)(C), 208-15, and 224; 21 U.S.C. 622; 26 U.S.C. 7214(A); 42 U.S.C. 1396H(B); 46 U.S.C. 239(I); and 49 U.S.C. 10(4), 917(B), and 1472(D)).

escape — departing or attempting to depart from the custody of a correctional institution; a judicial, correctional, or law enforcement officer; or a hospital where one is committed for drug abuse and drug dependency problems. Knowingly advising, aiding, assisting, or procuring the escape or attempted escape of any person from a correctional facility, an officer, or the above-mentioned hospital as well as concealing an escapee. Forcibly rescuing any person in an attempt to prevent execution or forcibly removing or attempting to remove the dead body of an executed offender in order to prevent an autopsy. Aiding or enticing any person belonging to the Armed Forces of a belligerent nation or fraction, who is interned in the United States in accordance with the law of nations, to escape or attempt to escape. Providing or attempting to provide to an inmate in prison a prohibited object or making, possessing, obtaining, or attempting to make or obtain a prohibited object (as defined in section 1791C of title 18). Instigating, assisting, attempting to cause, or causing any mutiny or riot at any Federal penal, detention, or correctional facility or conveying into any of these institutions any dangerous instrumentalities (18 U.S.C. 751, 752(A)(B), 753-57, 1071-74, 1791-92, 3150, and 4082(D); 42 U.S.C. 261 (B)(C) and 3425-26; and 50 U.S.C. 822-23).

gambling — transporting, manufacturing, selling, possessing, or using any gambling device in the District of Columbia or any possession of the United States or within Indian country or the special maritime and territorial jurisdiction of the United States as defined in section 7 of

title 18. Also transporting gambling devices in the jurisdiction of the United States, except under authority of the Federal Trade Commission or any State that has a law providing for their exemption from these provisions, transmitting wagering information in interstate or foreign commerce, interstate transporting of wagering paraphernalia, importing or transporting lottery tickets, or mailing lottery tickets or related matter. An employee of the Postal Service acting as a lottery agent is considered guilty of this offense (15 U.S.C. 1172-76; and 18 U.S.C. 1082(A)(B), 1084, 1301-3, 1953, and 1955).

immigration offenses — offenses involving illegal entrance into the United States, illegally reentering after being deported, willfully failing to deport when so ordered, or willfully remaining beyond days allowed on conditional permit. Falsely representing oneself to be a citizen of the United States or counterfeiting any visa, permit, or other document to enter the United States as well as violating any of the provisions for travel of citizens or aliens during war or national emergency. Also bringing in or harboring any aliens not duly admitted by an immigration officer (8 U.S.C. 331, 333-34, 338-39, 1185(C), 1252(D)(E), 1282(A)(C), 1286-87, 1321, and 1324-26; and 18 U.S.C. 911 and 1546).

liquor violations — violations of Internal Revenue Service laws on liquor as well as violations of liquor laws not cited under these laws, such as smuggling goods into the United States; dispensing or unlawfully possessing intoxicants in Indian country; transporting intoxicating liquors into any State, territory, district, or possession where sale is prohibited; shipping packages containing unmarked and unlabeled intoxicants; failing to declare liquor at customs; shipping liquor by C.O.D.; knowingly delivering a liquor shipment to someone other than to whom it has been consigned; and violating in any way the Federal Alcohol Administration Act (18 U.S.C. 545, 1154-56, and 1262-65; 19 U.S.C. 1461; 26 U.S.C. 5061 (B), 5113(A), 5115, 5171 (A), 5179(A)-80, 5214(A), 5221(A), 5273(B), 5291(A), 5301(A)-(C), 5601(A1)-(A4)(A6)-(A14), 5602, 5603(A)(B), 5604(A1)-(A3), (A6)-(A13)(A15)-(A19), 5605-7, 5608(A)(B), 5661(A)(B), 5662, 5671-72, 5674, 5676(1-3)(5), 5681(A)-(C), 5682-83, 5685(A)(B), 5686-87, 5689, and 5691(A); and 27 U.S.C. 203, 205(E)(F), 206(A)(B), 207, and 208(A)(D)).

mailing or transportation of obscene materials — knowingly using the mail for mailing obscene or crime-inciting matter,

as defined in 18 U.S.C. 1461 and 39 U.S.C. 3001(E). Also transporting for sale or distribution, importing, or transporting any obscene matter in interstate or foreign commerce (18 U.S.C. 1461-63, 1465, and 1718).

migratory birds offenses — taking, killing, or possessing migratory birds, or any part, nest, or egg thereof, in violation of Federal regulations or the transportation laws of the State, territory, or district from which the bird was taken. Misuse or nonuse of a migratory-bird hunting and conservation stamp. Violation of the regulations of Bear River Refuge and Ouchita National Forest Sanctuary and Refuge (16 U.S.C. 690(D)(G), 693A, 701, 703-6, 707(A)(B), 708-11, and 718(A)(E)(G)).

national defense violations — violations of the national defense laws on the Selective Service Acts, the Defense Production Act, the Economic Stabilization Act of 1970 (which includes prices, rents, and wages), the Subversive Activities Control Act, alien registration, treason (including espionage, sabotage, sedition, and the Smith Act), curfew and restricted areas, exportation of war materials, trading with an enemy, and use of uniform and any other violations of the Federal statutes concerning national defense (50 U.S.C. 210, 321-29, and 824; 50 A U.S.C. 327, 462, 468, and 2061-66; 8 U.S.C. 1304 (d-e), 1306 (a-d); 18 U.S.C. 792-95, 797-99, 953, 2153 (a-b), 2154 (a-b), 2155 (a-b), 2156 (a-b), 2381, 2384-90; and 42 U.S.C. 2273, 2274 (a-b), 2275-77, 2278 A (b), 2278 A (c)(b), and 2462 (g)).

perjury — knowingly or willfully giving false evidence or swearing to false statements under oath or by any means procuring or instigating any person to commit perjury. Making any false material declarations under oath in any proceeding before or ancillary to any court or grand jury of the United States. This offense also includes any officers and employees of the Government listed under 13 U.S.C. 21-25 who willfully or knowingly furnish or cause to be furnished any false information or statement (8 U.S.C. 1357(B), 13 U.S.C. 213, 18 U.S.C. 1621-23, and 22 U.S.C. 1203).

racketeering and extortion — using interstate or foreign commerce or any facility in interstate or foreign commerce to aid racketeering enterprises such as arson, bribery, gambling, liquor, narcotics, prostitution, and extortionate credit transactions. For officers or employees of the United States, or anyone representing himself or herself as such, obtaining property or money from another, with

his or her consent induced by actual or threatened force, violence, blackmail, or unlawful interference with employment or business. Transmitting by interstate commerce or through the mail any threat to injure the property, the person, or the reputation of the addressee or of another or to kidnap any person with intent to extort (18 U.S.C. 872-74, 875(A-D), 876-77, 892-94, 1951-52, 1954, 1962(A-D), and 1963; 19 U.S.C. 60; 27 U.S.C. 205(C); and 42 U.S.C. 2703(B)).

tax law violations — tax fraud offenses such as income tax fraud; evading or defeating tax; willful failure to file; fraudulently withholding on exemption certificate or failing to supply information; counterfeiting any stamps with intent to defraud the collection or payment of tax; willful failure to collect or pay tax; putting fraudulent or false statements on tax returns; failure to obey summons to produce any papers concerning taxes; preparers of returns disclosing or using any information for any purpose other than to assist in preparing returns; failing to furnish receipts for employees of tax withheld; failing to furnish information relating to certain trusts, annuity, and bond purchase plans; and not obtaining a license for a business that makes a profit from foreign items. Also included in this offense category are violations of excise and wagering tax laws and any other laws listed below from the Internal Revenue Service title (26 U.S.C. 3402, 4411-12, 4918(E)(H), 4919(B2), 5751(A1)(A2), 5752(A)-(D), 5762(A1)-(A11)(B), 6047(A)-(C), 6051, 6056, 6331, 6420(E2), 6421(F2), 6424(D2), 6427(E2), 6674, 7001, 7121-22, 7201-5, 7206(1)-(4)(5A)(5B), 7207, 7208(1), 7210, 7213(A1)-(A3)(B)-(D), 7215(A), 7216, 7231-32, 7322(2), 7261-62, 7272(A), 7512, 7513(B), 7602-3, and 7604(B); and 50A U.S.C. 243(A)).

traffic offenses — driving while intoxicated or any moving or parking violations on Federal lands (40 U.S.C. 212 B).

weapons violations — violations of any of the provisions of sections 922 and 923 of title 18 concerning the manufacturing, importing, possessing, receiving, and licensing of firearms and ammunition. Manufacturing, selling, possessing, or transporting (within any territory or possession of the United States, within Indian country, or within the special maritime and territorial jurisdiction of the United States) (18 U.S.C. 7) any switchblade knife. Engaging in importing, manufacturing, or dealing in firearms if not registered with the secretary in the Internal Revenue Service District in which the business is

conducted or not having paid a special occupational tax. Carrying on the U.S. Capitol grounds or within U.S. Capitol buildings any firearm, dangerous weapon, explosive, or incendiary device (2 U.S.C. 167(D); 15 U.S.C. 1242-43; 18 U.S.C. 922(A)-(M), 923, and 924(A)-(C); 18A U.S.C. 1202(A1)-(A5), (B1)(B5); 26 U.S.C. 5801-2, 5811-12, 5821-22, 5841-44, 5851, 5861(A)-(L), and 5871; 40 U.S.C. 193F(A); and 49 U.S.C. 1472(L1)(L2)).

— violations of laws pertaining to abortion; bigamy; disorderly conduct on the U.S. Capitol grounds; civil disorder; hunting, trapping, or fishing on Indian lands or military areas and zones; and obscene or harassing telephone calls (18 U.S.C. 231, 1165, 1384-85, and 2101; 40 U.S.C. 193(B)-(D)(F)(G)(O)(P); and 47 U.S.C. 223).

Regulatory offenses — violations of regulatory laws, including:

agriculture violation — violation of the Federal statutes on agriculture and conservation, for example, violations of the Agricultural Acts, Federal Seed Act, Game Conservation Acts, Insecticide Act, and the Packers and Stockyards Act; also violation of laws concerning plant quarantine and the handling of animals pertaining to research (title 7 U.S.C. except sections on food stamps).

antitrust — violation of Federal antitrust statutes (15 U.S.C. 1, 2, 3, 8, 13(A)-(F), 20, 24, 701, and 72).

food and drug violations — violations of the Federal Food and Drug Act (21 U.S.C. 16-17, 20-23, 62-63, 104, 111, 115, 117, 120, 122, 124, 126, 134(A)-(E), 141-45, 151-55, 157, 158, 201, 203, 205, 207, 209-12, 331(A)-(G), 331(I2)(I3), 331(J)-(P), 333(A)(B), 458(A1)-(A5), 459, 460(A)-(D), 461(A), 463, 466(A), 610(A)(B)(B2)(C), 611(A)(B3), 620(D), 642, 676(A), 1037, 1041(A), 1175, and 1175F; and 26 U.S.C. 4591, 4594(A)-(C), 4597(A), 4804(A2)(A4)(B), 4805(B), 4814(A1), 4815(A)(B), 4817, 4833(A2)(B)(C), 4834(A), 4841, 4862(B), 7234(A)(C)(D1)(D2A)(D2B)(D3)(D4), 7235(A)-(E), 7236, 7264, 7265(A)(B), and 7266(A1)-(A3)(B)).

labor law violations — violations of the Fair Labor Standards Act, the Taft-Hartley Act (labor-management relations), the Byrnes Act (transportation of strikebreakers), laws regarding the 8-hour day on public works, and peonage laws (18 U.S.C. 1231 and 1581-88; 29 U.S.C. 162, 186(A), 206-7, 211(C)(D), 212, 214-

15, 216(A), 439(A)-(C), 463(B), 503(C), 504(B), and 1131; and 40 U.S.C. 321-22).

motor carrier violations — violations of the Federal statutes listed below concerning the Motor Carrier Act (15 U.S.C. 1986, 1990, and 1990(C); and 49 U.S.C. 1(7)(17)(20), 10(1), 15(11)(12), 41(1), 46, 301-4, 322(A)(D), 917(A)(E)(F), 1021(A)(B)(E)(F), and 1159(A)).

motor vehicle theft — interstate or foreign transporting, receiving, concealing, storing, bartering, selling, or disposing of any stolen motor vehicle or aircraft (18 U.S.C. 2312 and 231, and 49 U.S.C. 14721, 11A, 11B, NA, and NB).

— violations of civil rights, election laws, the Communication Act (including wire tapping and wire interception), contempt, laws regarding congressional contempt, custom laws (except narcotics and liquor), importation of injurious animals and birds, interstate commerce (the Connally Act, Hot Oil Act, transportation or importation of prison-made goods, and the Railroad and Transportation Act), maritime and shipping laws, laws regarding stowaways, the Federal Boat Safety Act of 1971, the Federal Water Pollution Control Act, U.S. postal laws (excluding injury to postal property), intimidation of witness laws, aircraft regulations, explosives (except in vessels), the Gold Acts, train wrecking, and any other regulatory offenses not listed above. (For citations refer to the United States Title and Code Criminal Offense Citations, Administrative Office of the U.S. Courts, September 1982.)

Sentence — sanction imposed on a convicted offender. For sentences to incarceration, the maximum time the offender may be held in custody is reported.

Special maritime and territorial jurisdiction — areas of Federal jurisdiction outside the jurisdiction of any State, including (1) the high seas, Great Lakes, and connecting waterways; (2) Federal lands; and (3) U.S.-owned aircraft in flight over the high seas (18 U.S.C. 7).

Suspect — a person who is under investigation or interrogation as a likely perpetrator of a specific criminal offense.

Termination — Conviction, acquittal, or dismissal.

Trafficking — importing any controlled substance in schedule I, II, III, IV, or V (as defined by 21 U.S.C. 812). Manufacturing, distributing, selling, or possessing with intent to manufacture, distribute, or sell a controlled substance or a counterfeit substance. Exporting any controlled substance in schedules I-V. Manufacturing or distributing a controlled substance in schedule I or II for purposes of unlawful importation. Making or distributing any punch, die, plate, stone, or any other thing designed to reproduce the symbol of any drug or container. Obtaining a prescription of a controlled substance in schedule III or IV without a written or oral prescription. Distributing for reasons other than medical a controlled substance in schedule V. Illegally crossing the border if the individual is addicted to or using drugs or has been convicted of any violation of narcotics or marijuana laws. In some tables in this report, drug trafficking offenses are divided into the following categories: drug distribution, continuing criminal enterprise, import or export, and manufacture (18 U.S.C. 1407; and 21 U.S.C. 825(A)-(D), 829(B)(C), 841(A)(B1A)(B2)-(B4), 842(A4)-(A8), 843(A1)(A2)(A5)(B), 845(A)(B), 846, 952(A)(B), 953(A)(C)(E), 954-55, 957, 959, 960(A1)(B2), 961(2), and 962-63).

Trial conviction — conviction by judge or jury after trial.

United States — the territory occupied by the 50 states, the District of Columbia, Guam, Puerto Rico, and the U.S. Virgin Islands.

U.S. attorneys — all United States attorneys. Prosecutorial data in this report come from the Docket and Reporting System of the Executive Office for U.S. Attorneys.

Violent offenses — threatening, attempting, or actually using physical force against a person. Includes the following specific offenses:

assault — intentionally inflicting or attempting or threatening to inflict bodily injury to anyone within the special maritime and territorial jurisdiction of the United States as defined in 18 U.S.C. 7 or to any Government official, foreign offi-

cial, official guest, internationally protected person, or any officer or employee of the United States designated in section 1114 of title 18; also certain violations of the Fair Housing Law (18 U.S.C. 111, 112(A)-(C), 113(A)-(F), 114, 351(C)-(E), 372, 1501-2, 1751(E), 1991, 2231(A)(B), and 2233; 21 U.S.C. 461(C), 675(A)(B), and 1041(C); 26 U.S.C. 7212(A)(B); 42 U.S.C. 3610(A), 3611(F), and 3631; 46 U.S.C. 701(6); and 49 U.S.C. 1472(k1) and 1475(j)(k1)).

kidnaping — unlawfully seizing any person, within the special maritime and territorial jurisdiction of the United States as defined by section 7 of title 18, for ransom or reward, except in the case of a minor by a parent. Also receiving, possessing, or disposing of any money or other property that has been delivered as ransom or reward in connection with a kidnapping as well as conspiring to kidnap. This offense includes kidnapping or attempting to kidnap any Government official, the President of the United States, the President-elect, the Vice President, any foreign official, any official guest, or any internationally protected person (18 U.S.C. 351(B)-(D), 1201-2, and 1751(B)-(C)).

murder — committing or attempting to commit murder (first or second degree) or voluntary manslaughter within the special maritime and territorial jurisdiction of the United States (18 U.S.C. 7). Killing or attempting to kill any Government official, the President of the United States, the President-elect, the Vice President, any officers and employees of the United States, any foreign officials, any official guests, or any internationally protected persons. As applied to the owner or charterer of any steamboat or vessel, knowingly and willfully causing or allowing fraud, neglect, misconduct, or violation of any law resulting in loss of life (18 U.S.C. 351(A), 1111-16, 1751A, and 2113(E); 21 U.S.C. 461(C) and 675(C); and 49 U.S.C. 1472(K1)).

negligent manslaughter — causing the death of another, within the special maritime and territorial jurisdiction of the United States as defined in 18 U.S.C. 7, by wanton or reckless disregard for human life. Also negligent manslaughter of any Government official, the President of the United States, the President-elect, the Vice President, any officers and employees of the United States, any foreign officials, any official guests, or any internationally protected persons. This offense category also includes misconduct, negligence, or inattention to duties by ship officers on a steamboat or vessel resulting in death to any person (18 U.S.C.

351(A), 1112, 1114-16, and 1751(A); and 49 U.S.C. 1472(K1)).

other sex offenses — transporting, coercing, or enticing any women to go from one place to another in interstate or foreign commerce, in the District of Columbia, or in any territory or possession of the United States with the intent and purpose to engage in prostitution, debauchery, or any other immoral purpose. Importing, maintaining, or harboring any women for purposes of prostitution or debauchery or for any other immoral purpose. These offenses may be either violent or nonviolent (8 U.S.C. 1328 and 18 U.S.C. 2421-24).

rape — rape, assault with intent to commit rape, and carnal knowledge of a female under 16 who is not one's wife, within the territorial and special maritime jurisdictions of the United States as defined in 18 U.S.C. 7 (18 U.S.C. 113(A), and 2031-32; and 49 U.S.C. 1472(K1)).

robbery — taking anything of value from the person or presence of another by force or by intimidation, within the special maritime and territorial jurisdiction of the United States (18 U.S.C. 7). Also robbery of bank property, U.S. postal property, or personal property of the United States. Also assaulting or putting the life of any person in jeopardy by the use of a dangerous weapon while committing or attempting to commit such robbery (18 U.S.C. 113(B), 1661, 1991, 2111-12, 2113(A)(D)(E), and 2114; and 49 U.S.C. 1472(K1)).


threats against the President — knowingly and willfully depositing in the mail, at any post office, or by any letter carrier a letter, paper, writing, print, missive, or document containing any threat to take the life of or to inflict bodily harm upon the President, Vice President, or any other officer in order of succession to the Presidency. Knowingly and willfully making such threats in any way to the above-named people (18 U.S.C. 871).

Selected Bureau of Justice Statistics Publications on CD-ROM

The National Economic, Social, and Environmental Data Bank (NESE-DB) CD-ROM, produced by the U.S. Department of Commerce, is a comprehensive electronic information source focusing on the U.S. economy, society, and environment.

NESE-DB presents the full text of many of the Federal Government's most popular publications on CD-ROM, including *The Economic Report of the President*, *Toxics in the Community*, *Health Statistics U.S.*, and *Digest of Educational Statistics*. Text and selected tables for 28 **Bureau of Justice Statistics** publications covering a full range of crime and justice data are also included:

- *Correctional populations data*
- *Drugs and crime data*
- *Federal Justice Statistics data*
- *Felon recidivism data*
- *Justice expenditure and employment data*
- *Law Enforcement Management and Administrative Statistics data*
- *National Crime Victimization data*
- *National State court data*
- *National pretrial data from large counties*
- *National Prosecutor Survey data*



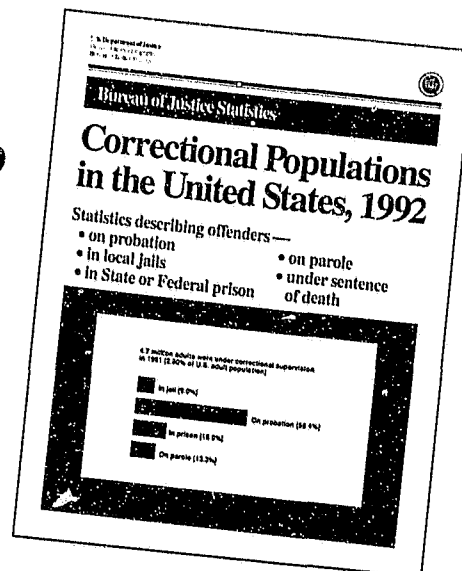
The CD-ROM includes ASCII text, Lotus tables, and updated Browse software. It can be used on any IBM-compatible PC with at least 640K of memory, an ISO 9660 (standard) CD-ROM reader, and Microsoft CD-ROM extensions (version 2.0 or higher).

The NESE-DB CD-ROM can be purchased from the U.S. Department of Commerce for \$95. For more information, call 202-482-1986.

Reserve your copy today!

Correctional Populations in the United States, 1992

**The 8th annual BJS report
on the Nation's jail and prison
inmates, probationers, parolees,
and inmates under sentence
of death, available spring 1994.
Send in your order *today!***



- In one book, you get a summary of criminal justice characteristics of the population under correctional supervision — admission type, release type, sentence length, escapes, probation and parole violations, facility crowding, and deaths in prison.

- The book presents data State by State, except for local jails.

- More than 150 pages of tables, questionnaires, and explanatory text represent all major components of corrections: probation, jail, prison, parole, and persons under sentence of death.

- Aggregate data describe inmates or persons under community supervision — their sex, race, and Hispanic origin.

- 26 large tables, based on individual-level data, present detailed information on persons who entered prison under sentence of death, who were executed, or whose capital sentence was removed. The information includes criminal history, sex, race, age, marital status, and level of education.

Notice of change in distribution policy

Because of the increased cost of printing, postage, shipping, and handling, BJS can no longer mail large documents without a specific individual order.

Readers will continue to receive Bulletins and Special Reports but must order large final reports such as *Correctional Populations in the United States, 1992*, using this order form.

☐ Yes! Send me 1 copy of NCJ 146413
Correctional Populations in the United States, 1992

Name _____

Organization _____

Address _____

City, State, ZIP _____

Daytime phone: () _____


Fax to 410-792-4358 or mail to:

**Bureau of Justice Statistics Clearinghouse
P.O. Box 179
Annapolis Junction, MD 20701-0179**

Reserve your copy today!

Criminal Victimization in the United States, 1992

The 20th annual report on the National Crime Victimization Survey — available in early 1994 if you send in your order *now!*



Essential facts on victims, crimes, offenders, reporting to police

- More than 160 pages on crime victimization in the United States.
- Crime trends since 1973.
- Victim characteristics: Sex, age, race, ethnicity, marital status, education, family income, locality of residence, region of the United States.
- Characteristics of rapes, robberies, assaults, larcenies, burglaries, motor vehicle thefts: Time, place, distance from home, number of victims, number of offenders, self-protection, weapon use, physical injury, medical expenses, theft loss, recovery of property, days lost from work, economic losses to victims.
- Violent offender characteristics: Age, race, sex, single or multiple offenders, relationship to victim, drug and alcohol use.
- Victim households: Race, sex, age, ethnicity of household head; owner or renter; family income; number in household; length of residence.

Notice of change in distribution policy

Because of the increased cost of printing, postage, shipping, and handling, BJS can no longer mail large documents without a specific individual order.

Readers will continue to receive Bulletins and Special Reports but must order large final reports such as *Criminal Victimization in the United States, 1992*, by using the order form on this page.

☐ Yes! Send me 1 copy of NCJ 145125
Criminal Victimization in the United States, 1992

Name _____

Organization _____

Address _____

City, State, ZIP _____

Daytime phone: (_____) _____

Fax to 410-792-4358 or mail to:

**Bureau of Justice Statistics Clearinghouse
P.O. Box 179
Annapolis Junction, MD 20701-0179**

Bureau of Justice Statistics reports

(Revised February 1994)

Call toll-free 800-732-3277 to order BJS reports, to be added to one of the BJS mailing lists, or to speak to a reference specialist in statistics at the Bureau of Justice Statistics Clearinghouse, P.O. Box 179, Dept. BJS-236, Annapolis Junction, MD 20701-0179. For drugs and crime data, call the Drugs & Crime Data Center & Clearinghouse, 1600 Research Blvd., Rockville, MD 20850, toll-free 800-666-3332.

BJS maintains these mailing lists:

- Law enforcement reports
- Federal statistics
- Drugs and crime data
- Justice expenditure and employment
- Privacy and security of criminal histories and criminal justice information policy
- BJS bulletins and special reports
- State felony courts
- Corrections
- National Crime Victimization Survey
- Sourcebook of Criminal Justice Statistics (annual)

Single copies of reports are free; use NCJ number to order. Postage and handling are charged for bulk orders of single reports. For single copies of multiple titles, up to 10 titles are free; 11-40 titles \$10; more than 40, \$20; libraries call for special rates.

Public-use tapes of BJS data sets and other criminal justice data are available from the National Archive of Criminal Justice Data (formerly CJAIN), P.O. Box 1248, Ann Arbor, MI 48106 (toll-free 800-999-0960).

National Crime Victimization Survey

The costs of crime to victims (BJS Crime Data Brief), NCJ-145865, 1/94
Violence against women, NCJ-145325, 1/94
Highlights from 20 years of surveying crime victims: 1973-92, NCJ-144521, 10/93
Criminal victimization in the U.S.: 1991 (final), NCJ-139563, 1/93
1973-90 trends, NCJ-139564, 1/93
Crime and older Americans Information package, NCJ-140091, 4/93, \$15
Crime victimization in city, suburban, and rural areas, NCJ-135943, 6/92
School crime, NCJ-131645, 9/91
Teenage victims, NCJ-128129, 5/91
The Nation's two crime measures: Uniform Crime Reports and the National Crime Survey, NCJ-122705, 4/90
Redesign of the National Crime Survey, NCJ-111457, 3/89
The seasonality of crime victimization, NCJ-111033, 6/88
Victimization and fear of crime: World perspectives, NCJ-93872, 1/85, \$9.15
The National Crime Survey: Working papers, Vol. 1, History, NCJ-75374, 8/82
Vol. II, Methodology, NCJ-90307, 12/84, \$9.90

BJS bulletins

Criminal victimization 1992, NCJ-144776, 11/93
Crime and the Nation's households, 1992, NCJ-143288, 9/93
The crime of rape, NCJ-96777, 3/85
Mentoring crime, NCJ-75710, 2/81

BJS special reports

Elderly victims, NCJ-138330, 10/92
Handgun crime victims, NCJ-123559, 7/90
Black victims, NCJ-122562, 4/90
Hispanic victims, NCJ-120507, 1/90
The redesigned National Crime Survey: Selected new data, NCJ-114746, 1/89
Motor vehicle theft, NCJ-109978, 3/88
Violent crime trends, NCJ-107217, 11/87
Robbery victims, NCJ-104638, 4/87
Violent crime by strangers and non-strangers, NCJ-103702, 1/87
Preventing domestic violence against women, NCJ-102037, 8/86
Crime prevention measures, NCJ-100438, 3/86
The use of weapons in committing crimes, NCJ-99643, 1/86

BJS technical reports

New directions for NCS, NCJ-115571, 3/89
Series crimes: Report of a field test, NCJ-104615, 4/87

Corrections

BJS bulletins and special reports

Capital punishment 1992, NCJ-145031, 12/93
HIV in U.S. prisons and jails, NCJ-143292, 9/93
Prisoners in 1992, NCJ-141874, 5/93
Drug enforcement and treatment in prisons, 1990, NCJ-134724, 7/92
Women in prison, NCJ-127991, 4/91
Violent State prisoners and their victims, NCJ-124133, 7/90
Prison rule violators, NCJ-120344, 12/89
Recidivism of prisoners released in 1983, NCJ-116261, 4/89
Drug use and crime: State prison inmate survey, 1986, NCJ-111940, 7/88
Time served in prison and on parole, 1984, NCJ-108544, 12/87
Profile of State prison inmates, 1986, NCJ-109926, 1/88
Imprisonment in four countries, NCJ-103987, 2/87
Prisoners at midyear 1993 (press release), NCJ-143960, 9/93
Correctional populations in the U.S.: 1991, NCJ-142729, 8/93
1990, NCJ-134946, 7/92
Survey of State prison inmates, 1991, NCJ-136949, 5/93
Census of State and Federal correctional facilities, 1990, NCJ-137003, 6/92
Prisons and prisoners in the United States, NCJ-137002, 4/92
National Corrections Reporting Program: 1991, NCJ-145861, 2/94
1990, NCJ-141679, 5/93
State and Federal institutions, 1926-86: Race of prisoners admitted, NCJ-125618, 6/91
Historical statistics on prisoners, NCJ-111098, 6/88

Census of jails and survey of jail inmates

BJS bulletins and special reports
Jail inmates, 1992, NCJ-143284, 8/93
Drunk driving: 1989 Survey of Inmates of Local Jails, NCJ-134728, 9/92
Women in jail, 1989, NCJ-134732, 3/92
Drugs and jail inmates, NCJ-130836, 8/91
Profile of jail inmates, 1989, NCJ-129097, 4/91
Population density in local jails, 1988, NCJ-122299, 3/90
Census of local jails, 1988, NCJ-121101, 2/90
Census of local jails, 1988: Summary and methodology, vol. I, NCJ-127992, 3/91
Data for individual jails in the Northeast, Midwest, South, West, vols. II-V, NCJ-130759-130762, 9/91
Census of local jails, 1983: Selected findings, methodology, summary tables, vol. V, NCJ-112795, 11/88

Probation and parole

BJS bulletins and special reports
Probation and parole: 1990, NCJ-133285, 11/91
1989, NCJ-125833, 11/90
Recidivism of young parolees, NCJ-104916, 5/87

Juvenile corrections

Children in custody: Census of public and private juvenile detention, correctional, and shelter facilities, 1975-85, NCJ-114065, 6/89
Survey of youth in custody, 1987 (special report), NCJ-113365, 9/88

Expenditure and employment

Justice expenditure and employment: 1990 (BJS bulletin), NCJ-135777, 9/92
1988 (full report), NCJ-125819, 8/91
Extracts, 1984, '85, '86, NCJ-124139, 8/91, \$12.25
Justice variable pass-through data, 1990: Anti-drug abuse formula grants (BJS technical report), NCJ-133018, 3/92

Courts

BJS bulletins

Prosecutors in State courts 1992, NCJ-145319, 12/93
1990, NCJ-134500, 3/92
Felony sentences in State courts 1990, NCJ-140186, 3/93
1988, NCJ-126923, 12/90
Pretrial release of felony defendants 1990, NCJ-139560, 11/92
1988, NCJ-127202, 2/91
Criminal defense for the poor, 1986, NCJ-112919, 9/88

BJS special reports

Murder in families, NCJ-143498, 2/94
Murder in large urban counties, 1988, NCJ-140614, 3/93
Recidivism of felons on probation, 1986-89, NCJ-134177, 2/92
Felony case processing in State courts, 1986, NCJ-121753, 2/90
National Judicial Reporting Program 1990, NCJ-145323, 12/93
1988, NCJ-135945, 1/93
Felony defendants in large urban counties, 1990: National Pretrial Reporting Program, NCJ-141872, 5/93
Felons sentenced to probation in State courts, 1988, NCJ-124944, 11/90
Felony defendants in large urban counties, 1988, NCJ-122385, 4/90
Profile of felons convicted in State courts, 1986, NCJ-120021, 1/90
Felony laws of 50 States and the District of Columbia, 1986, NCJ-105066, 2/88, \$14.60
State court model statistical dictionary: Supplement, NCJ-98326, 9/85
1st edition, NCJ-62320, 9/80, \$10.60

Privacy and security

Criminal justice information policy: Use and management of criminal history record information: A comprehensive report, NCJ-143501, 11/93
Survey of criminal history information systems, 1992, NCJ-143500, 11/93
Report of the National Task Force on Criminal History Record Disposition Reporting, NCJ-135836, 6/92
Attorney General's program for improving the Nation's criminal history records: BJS implementation status report, NCJ-134722, 3/92
Identifying felons who attempt to purchase firearms, NCJ-144393, 10/89
Identifying persons, other than felons, who attempt to purchase firearms, NCJ-123050, 3/90, \$9.90
Assessing completeness and accuracy of criminal history record information: Audit guide, NCJ-133651, 2/92
Forensic DNA analysis: Issues, NCJ-128567, 6/91
Statutes requiring use of criminal history record information, NCJ-129896, 6/91
Original records of entry: NCJ-125626, 12/90
Strategies for improving data quality, NCJ-115339, 5/89
Public access to criminal history record information, NCJ-111458, 11/88
Juvenile records and recordkeeping systems, NCJ-112815, 11/88
Automated fingerprint identification systems: Technology and policy issues, NCJ-104342, 4/87
Criminal justice "hot" files, NCJ-101850, 12/88
Expert witness manual, NCJ-77927, 9/81, \$11.50

BJS/SEARCH conference proceedings:

National conference on criminal justice bulletin board systems, NCJ-145327, 2/94
National conference on improving the quality of criminal history information: NCJ-133532, 2/92
Criminal justice in the 1990's: The future of information management, NCJ-121697, 5/90, \$7.70
Juvenile and adult records: One system, one record? NCJ-114947, 1/90
Open vs. confidential records, NCJ-113560, 1/88, \$7.70

Compendium of State privacy and security legislation: 1992 summary, NCJ-137058, 7/92
1992 full report (1,500pp, microfiche \$2, hard copy, NCJ-139126, \$184), 7/92

Law Enforcement Management and Administrative Statistics

LEMAS, 1990: Data for individual agencies with 100 or more officers, NCJ-134436, 9/92

BJS bulletins and special reports

Census of State and local law enforcement agencies 1992, NCJ-142972, 7/93
Drug enforcement by police and sheriffs' departments, 1990, NCJ-134505, 5/92
State and local police departments, 1990, NCJ-133284, 2/92
Sheriffs' departments, 1990, NCJ-133283, 2/92
Police departments in large cities, 1987, NCJ-119220, 8/89
Profile of State and local law enforcement agencies, 1987, NCJ-113949, 3/89

Drugs & crime

Drugs, crime, and the justice system: A national report, NCJ-133652, 5/93
Technical appendix, NCJ-139578, 6/93
Catalog of selected Federal publications on illegal drug and alcohol abuse, NCJ-139562, 6/93
Drugs and crime facts: 1992, NCJ-139561, 3/93
State drug resources: 1992 national directory, NCJ-134375, 5/92
Federal drug data for national policy, NCJ-122715, 4/90

Federal justice statistics

Federal drug case processing, 1985-91, with preliminary data for 1992, NCJ-144392, 2/94
Pretrial release of Federal felony defendants, 1990 (Special Report), NCJ-145322, 2/94
Federal criminal case processing, 1982-91, with preliminary data for 1992, NCJ-144526, 11/93
Compendium of Federal justice statistics: 1990, NCJ-143499, 9/93
1989, NCJ-134730, 5/92
The Federal civil justice system (BJS bulletin), NCJ-104769, 8/87

Federal offenses and offenders

BJS special reports
Prosecuting criminal enterprises, NCJ-142524, 11/93
Federal sentencing in transition, 1986-90, NCJ-134727, 6/92
Immigration offenses, NCJ-124546, 8/90
Federal criminal cases, 1980-87, NCJ-118311, 7/89

General

BJS bulletins and special reports
BJS telephone contacts, '94, NCJ-143707, 11/93
Patterns of robbery and burglary in 9 States, 1984-88, NCJ-137368, 11/92
Forgery and fraud-related offenses in 6 States, 1983-88, NCJ-132445, 1/92
International crime rates, NCJ-110776, 5/88
BJS discussion papers:
Sentencing in the Federal courts: Does race matter? The transition to sentencing guidelines, 1986-90 Summary, NCJ-145332, 12/93
Full report, NCJ-145328, 12/93, \$5
Performance measures for the criminal justice system: Papers from the BJS-Princeton Project, NCJ-143505, 10/93
Local prosecution of organized crime: Use of State RICO statutes, NCJ-143502, 10/93
Felony sentencing and jail characteristics, NCJ-142523, 6/93
Using NIBRS data to analyze violent crime: National Incident-Based Reporting System (Technical Report), NCJ-144785, 11/93
Directory of automated criminal justice information systems, 1993: Vol. 1, Law enforcement, NCJ-142645, 9/93, \$5
Vol. 2, Corrections, courts, probation/parole, prosecution, NCJ-142646, 9/93, \$4
Sourcebook of criminal justice statistics, 1992, NCJ-143498, 9/93, \$6
State justice sourcebook of statistics and research, NCJ-137891, 9/92
Publications of BJS, 1985-89: Microfiche library, PRO30014, 5/90, \$190
Bibliography, TBO30013, 5/90, \$17.50
Publications of BJS, 1971-84: Microfiche library, PRO30012, 10/86, \$203
Bibliography, TBO30012, 10/86, \$17.50
Report to the Nation on crime and justice: Second edition, NCJ-105506, 6/88
Technical appendix, NCJ-112011, 8/88, \$8.40

Please put me on the mailing list for:

☐ **Law enforcement reports** —

National data on State and local police and sheriffs' departments; operations, equipment, personnel, salaries, spending, policies, and programs

☐ **Federal statistics** — Federal case processing: investigation through prosecution, adjudication, sentencing, incarceration

☐ **Drugs and crime** — Sentencing and time served by drug offenders, drug use at time of crime by jail inmates and State prisoners, and other quality data on drugs, crime, and law enforcement

☐ **Justice expenditure and employment** — Spending and staffing by Federal/State/local governments and by function (police, courts, corrections, etc.)

☐ **Privacy and security of criminal history information and information policy** — New State legislation; maintaining and releasing intelligence and investigative records; data quality

☐ **BJS bulletins & special reports** — Timely reports of the most current justice data

☐ **State felony courts** — Defendant demographics and criminal history; pretrial release, prosecution, adjudication, and sentencing; State felony laws; indigent defense

☐ **Corrections reports** — Results of sample surveys and censuses of jails, prisons, parole, probation, and other corrections data

☐ **National Crime Victimization Survey reports** — The only ongoing national survey of crime victims

☐ **Sourcebook of Criminal Justice Statistics** (annual) — Broad-based data from 150+ sources (400+ tables, 100+ figures, subject index, annotated bibliography, addresses of sources)

☐ Send me a signup form for the **NIJ Catalog** (free 6 times a year), which abstracts both private and government criminal justice publications and lists upcoming conferences and training sessions in the field.

To be added to any BJS mailing list, please fill in this page and **fax to (410) 792-4358** or fold, stamp, and mail to the Bureau of Justice Statistics Clearinghouse at the address below.

You will receive an annual renewal card. If you do not return it, we must drop you from the mailing list.

To order copies of recent BJS reports, attach a list of titles and NCJ order numbers.

Name: _____

Title: _____

Organization: _____

Street or box: _____

City, State, ZIP: _____

Daytime phone number: _____

Criminal justice interest: _____

Please put organization _____

and title here if you used _____

home address above: _____

U.S. Department of Justice
Bureau of Justice Statistics
Washington, D.C. 20531


Place
first-class
stamp
here

Bureau of Justice Statistics Clearinghouse
P.O. Box 179, Dept. BJS-236
Annapolis Junction, MD 20701-0179

BJS DATA ON CD-ROM

The Bureau of Justice Statistics (BJS) presents crime and justice data on CD-ROM. Prepared by the Inter-University Consortium for Political and Social Research (ICPSR) at the University of Michigan, the CD-ROM contains 24 data sets, including the following:

- National Crime Victimization Surveys: 1987–1989 Incident File
- National Crime Victimization Surveys: 1989 Full File
- Law Enforcement Management and Administrative Statistics, 1987
- National Pretrial Reporting Program, 1988–1989
- National Judicial Reporting Program, 1986 and 1988
- Survey of Inmates of Local Jails, 1983 and 1989
- National Jail Census, 1978, 1983, and 1988
- Survey of Inmates of State Correctional Facilities, 1974, 1979, and 1986
- Census of State Adult Correctional Facilities, 1974, 1979, and 1984
- Survey of Youth in Custody, 1987
- Expenditure and Employment Data for the Criminal Justice System, 1971–79, 1985, and 1988



The BJS CD-ROM contains ASCII files that require the use of specific statistical software packages and does not contain full-text publications. SAS and SPSS setup files are provided.

The BJS CD-ROM can be purchased from the Bureau of Justice Statistics Clearinghouse for \$15. It is available free through ICPSR member institutions. For more information, call 1-800-732-3277.

To order your copy of the BJS CD-ROM, please send a check or money order made out to the BJS Clearinghouse to Box 6000, 2B, Rockville, MD 20850.

You may also purchase the CD-ROM by using VISA or MasterCard. Please include type of card, card holder's name and address, card number, and expiration date for processing.

Credit Card Number _____

Expiration Date _____

Name and Address of Card Holder _____

**Questions about drugs
and crime?**

Call 1-800-666-3332

Drugs & Crime Data Center
& Clearinghouse
1600 Research Boulevard
Rockville, MD 20850

**To order this report
or ask about other BJS
crime and justice data:**

Call 1-800-732-3277

Bureau of Justice Statistics
Clearinghouse
Box 6000
Rockville, MD 20850

Or call the BJS section of the
NCJRS electronic bulletin board
for the latest data releases:

1-301-738-8895

U.S. Department of Justice
Office of Justice Programs
Bureau of Justice Statistics

Official Business
Penalty for Private Use \$300

BULK RATE
POSTAGE & FEES PAID
DOJ/BJS
Permit No. G-91

Washington, D.C. 20531

Federal Drug Case Processing, 1982-91, with Preliminary Data for 1992