

U.S. Department of Justice
Drug Enforcement Administration
Washington, D.C. 20535



DOVE
VON
P
July 2000

146181
181971

DOMESTIC MONITOR PROGRAM

Drug Enforcement Administration
Intelligence Division
Strategic Intelligence Section
Domestic Unit
(202) 307-8090

February 1993

146181

U.S. Department of Justice
National Institute of Justice

This document has been reproduced exactly as received from the person or organization originating it. Points of view or opinions stated in this document are those of the authors and do not necessarily represent the official position or policies of the National Institute of Justice.

Permission to reproduce this ~~copyrighted~~ material has been granted by
Public Domain/DEA/Intelligence
Div./US Dept. of Justice


to the National Criminal Justice Reference Service (NCJRS).

Further reproduction outside of the NCJRS system requires permission of the ~~copyright~~ owner.

ADMINISTRATOR'S MESSAGE

The Drug Enforcement Administration's (DEA) Domestic Monitor Program (DMP) provides intelligence regarding the source area, cost, and purity of heroin being sold at the retail or "street level" in 19 continental U.S. cities and San Juan, Puerto Rico. The data contained in this report are based on actual undercover heroin purchases made by DEA on the streets of these cities.

As the reader will note, heroin purity averaged 38.7 percent during the July-September 1992 period. This represents the second highest quarterly average since the DMP's inception 10 years ago. This high average purity is at least partially due to the continuing rise in the purity of heroin classified as Southwest Asian, which averaged 59.3 percent during the July-September 1992 period. In addition, a Southwest Asian heroin exhibit was purchased in San Francisco during the quarter. This was the first time in over four years that a Southwest Asian heroin purchase was made through the DMP on the West Coast.



Robert C. Bonner
Administrator of
Drug Enforcement

TABLE OF CONTENTS

Administrator's Message	iii
List of Tables and Graphs	vii
Executive Summary	ix
I. Overview: July - September 1992	1
II. Adulterants and Diluents	7
III. Brand Names	9
Appendix A: Individual City Sampling	11
Appendix B: Exhibit Data by City	31
Appendix C: Definitions	41
Distribution	43

TABLES AND GRAPHS

DMP City Summary Data	x
DMP Average Heroin Purity by Source Area	1
DMP Average Heroin Purity by Source Area and City	2
DMP Heroin Dominance by Source Area	3
DMP Heroin Prices	4
DMP Average Heroin Cost by Source Area	4
DMP Average Heroin Prices and Purities	5
Adulterants by Source Area	7
Diluents by Source Area	8
Brand Names and Logos	9

EXECUTIVE SUMMARY

The Domestic Monitor Program (DMP) is a quarterly Special Field Intelligence Program (SFIP) designed, funded, and administered by the Drug Enforcement Administration (DEA). The objective of the DMP is to monitor the retail-level heroin situation. This objective is accomplished by making undercover heroin purchases that are analyzed for price, purity, adulterants/diluents, and geographic source area. The results are then reported to Federal, State, and local authorities.

During the third quarter of Calendar Year 1992, the DMP collected samples in 18 metropolitan areas: Atlanta, Boston, Dallas, Denver, Detroit, Houston, Los Angeles, Newark, New Orleans, New York, Philadelphia, Phoenix, San Diego, San Francisco, San Juan, Seattle, St. Louis, and Washington, DC. (Chicago and Miami did not participate in the DMP during the July-September quarter). The following summarizes the collected samples:

- During this quarter, 114 exhibits were purchased, 94 (82 percent) of which contained heroin. Of these 94 exhibits, one was classified as an outlier, and, as such, is not included in the national averages or in the summaries given below. Outliers are included in the Individual City Sampling sections contained in this report.
- The purity of these exhibits averaged 38.7 percent (for all exhibits containing heroin) with a low of 2.2 percent in Detroit and a high of 98.9 percent in Boston. Although this is a decrease of approximately one percent from the April-June 1992 heroin average, it is still significantly higher than any other average heroin purity reported in the DMP since its initiation 10 years ago.
- Thirteen exhibits (17 percent of the exhibits that could be classified) were of Southeast Asian origin (SEA) with an average purity of 37.0 percent.
- Twenty-six exhibits (34 percent of the exhibits that could be classified) were of Southwest Asian origin (SWA) with an average purity of 59.3 percent. This is the second consecutive quarter that both the average purity and the number of SWA heroin exhibits purchased has exceeded that of SEA heroin. In addition, a SWA heroin exhibit was purchased in San Francisco. This was the first time since April-June 1988 that a SWA heroin purchase was made through the DMP on the West Coast.
- Thirty-eight exhibits (49 percent of the exhibits that could be classified) were of Mexican origin (MEX) with an average purity of 26.5 percent.

- Sixteen exhibits were of Unclassifiable origin (UNC) with an average purity of 35.3 percent.
- The average cost per milligram of pure heroin by source area was:

Southeast Asian (SEA)	\$1.36
Southwest Asian (SWA)	\$0.86
Mexican (MEX)	\$1.66
All classifiable sources combined	\$1.34
Unclassifiable	\$1.98
All heroin combined	\$1.45

DMP City Summary Data		
City	Average Purity (percent)	Average Cost (dollar/milligram)
Atlanta	29.5	1.60
Boston	81.7	1.01
Chicago ¹	--	--
Dallas	9.0	1.53
Denver	18.7	4.67
Detroit	11.2	3.52
Houston	6.3	2.78
Los Angeles	21.3	0.85
Miami ¹	--	--
Newark	59.6	1.10
New Orleans	22.1	1.87
New York	64.7	0.39
Philadelphia	55.7	0.56
Phoenix	44.2	1.56
Puerto Rico	61.9	0.56
San Diego	50.4	0.59
San Francisco	30.9	0.85
Seattle	16.8	2.38
St. Louis	7.8	2.26
Washington, DC ²	15.4	1.37
DMP Average	38.7	1.45

¹ These cities did not participate in the DMP this quarter.

² This city purchased an outlier, which is not included in the DMP Average.

In order to achieve maximum benefit from this report, it should be used in conjunction with other available intelligence indicators. The DMP represents a limited view of the heroin situation due to its concentration in only 20 cities. This report makes no quarter-to-quarter comparisons—due to the limited number of samples purchased in each city during each quarter—nor does it represent a comprehensive view of the overall national situation. A calendar-year summary, which includes year-to-year DMP city comparisons, is issued when all individual quarter data are complete. DMP results concerning heroin by geographic source area may differ somewhat from those calculated in the Heroin Signature Program (HSP). The HSP is a random sampling of all heroin samples submitted to the DEA laboratory system and, as such, involves a much broader and more extensive data base.¹

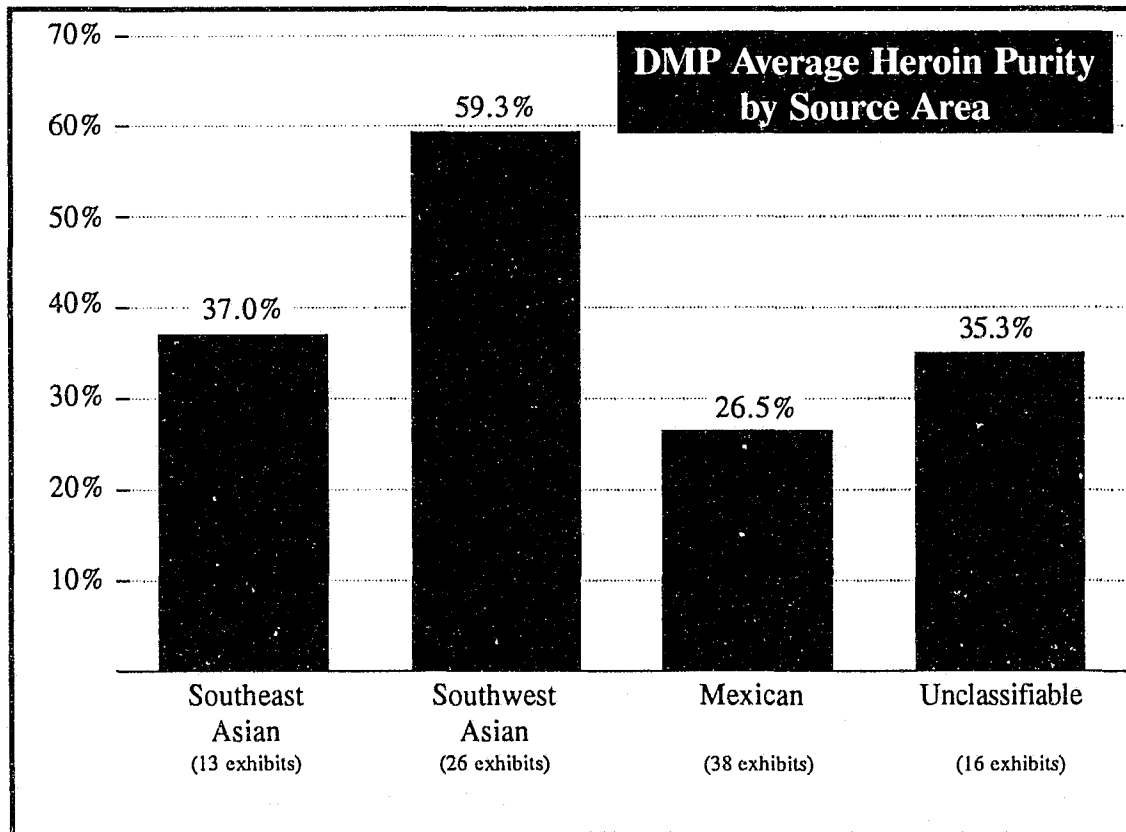
¹ For more information on DEA's Heroin Signature Program and Heroin Signature Classifications, see Appendix C.

I. OVERVIEW: JULY - SEPTEMBER 1992

The Domestic Monitor Program (DMP) is a retail-level heroin purchase program designed to provide Federal, State, and local authorities with intelligence relating to heroin purity, price, availability, adulterants, and geographic source areas (Signature analysis).¹ The DMP collected samples in 18 metropolitan areas: Atlanta, Boston, Dallas, Denver, Detroit, Houston, Los Angeles, Newark, New Orleans, New York, Philadelphia, Phoenix, San Diego, San Francisco, San Juan, Seattle, St. Louis, and Washington, DC.

The following information is a result of the analysis of DMP exhibits for the third quarter of Calendar Year 1992.

One hundred fourteen exhibits were submitted to DEA's Special Testing and Research Laboratory for Signature analysis. Of these exhibits, 20 (18 percent) did not contain heroin. Of the 94 exhibits that did contain heroin, one was not used because it was classified as an "outlier." Outliers are the samples that have a purity of less than 0.5 percent or a price greater than \$16.00 per milligram pure. Outliers are not used in the calculation of DMP averages or trends.



¹ For an explanation of Signature analysis and other terms used in this report, see Appendix C.

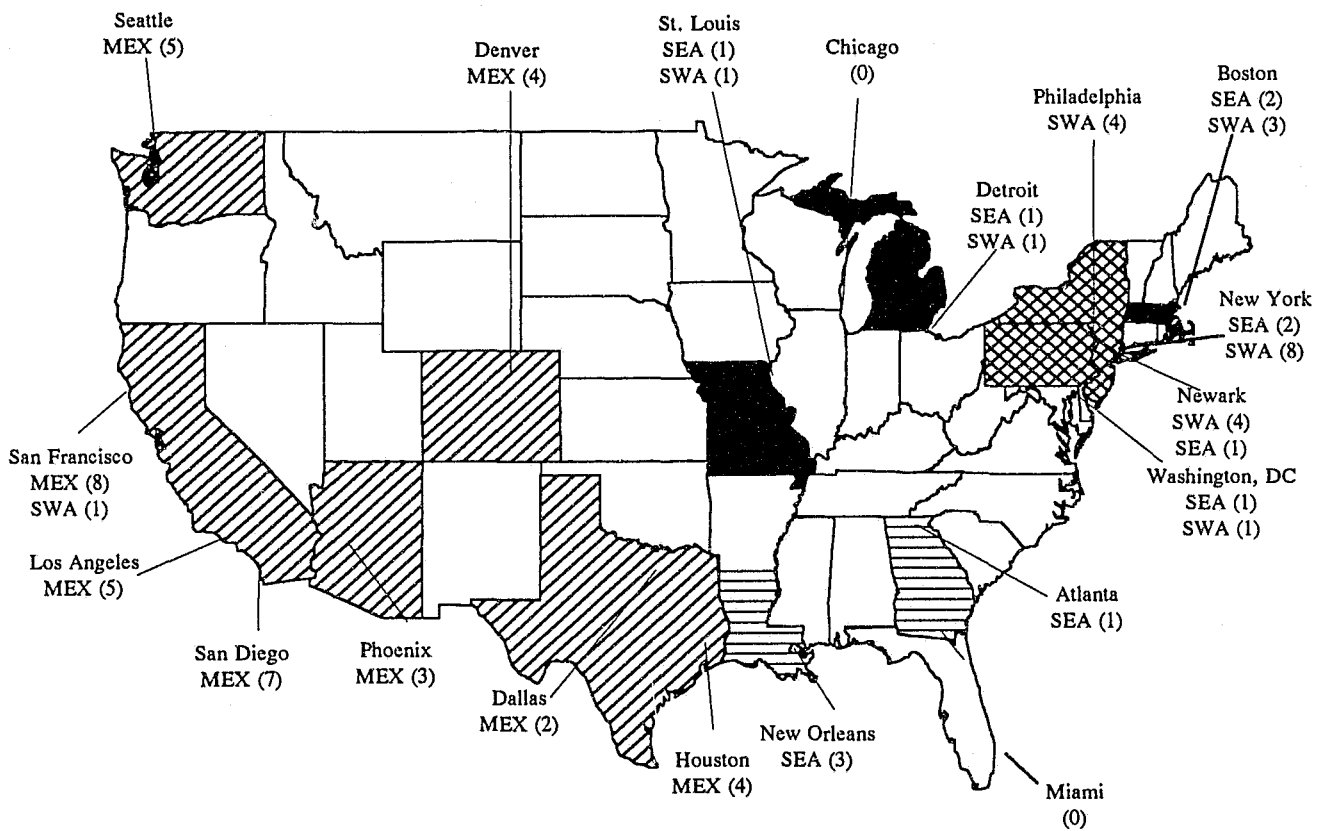
The purity of the remaining 93 heroin exhibits ranged from a low of 2.2 percent in Detroit to a high of 98.9 percent in Boston. Of the 93 exhibits, 16 (17 percent) were unusable for source area identification. Submissions are unusable when there is insufficient weight to perform all the required tests or when test results are inconsistent. A test result is considered inconsistent when it matches more than one existing profile or when it does not match any of the currently used profiles.

DMP Average Heroin Purity by Source Area and City						
City	Southeast Asian		Southwest Asian		Mexican	
	Number of Exhibits	Average Purity (percent)	Number of Exhibits	Average Purity (percent)	Number of Exhibits	Average Purity (percent)
Atlanta	1	14.6	--	--	--	--
Boston	2	64.6	3	93.1	--	--
Chicago ¹	--	--	--	--	--	--
Dallas	--	--	--	--	2	9.0
Denver	--	--	--	--	4	18.7
Detroit	1	31.1	1	9.4	--	--
Houston	--	--	--	--	4	6.8
Los Angeles	--	--	--	--	5	21.3
Miami ¹	--	--	--	--	--	--
Newark	1	84.7	4	60.2	--	--
New Orleans	3	15.7	--	--	--	--
New York	2	44.1	8	67.9	--	--
Philadelphia	--	--	4	55.7	--	--
Phoenix	--	--	--	--	3	39.0
Puerto Rico	1	64.5	3	58.4	--	--
San Diego	--	--	--	--	7	50.4
San Francisco	--	--	1	48.2	8	28.3
Seattle	--	--	--	--	5	16.8
St. Louis	1	7.0	1	7.2	--	--
Washington, DC ²	1	14.8	1	16.0	--	--
DMP Average	13	37.0	26	59.3	38	26.5






¹These cities did not participate in the DMP this quarter.

²This city purchased one exhibit which was counted as an outlier and is not included in the DMP Average.

DMP Heroin Dominance by Source Area



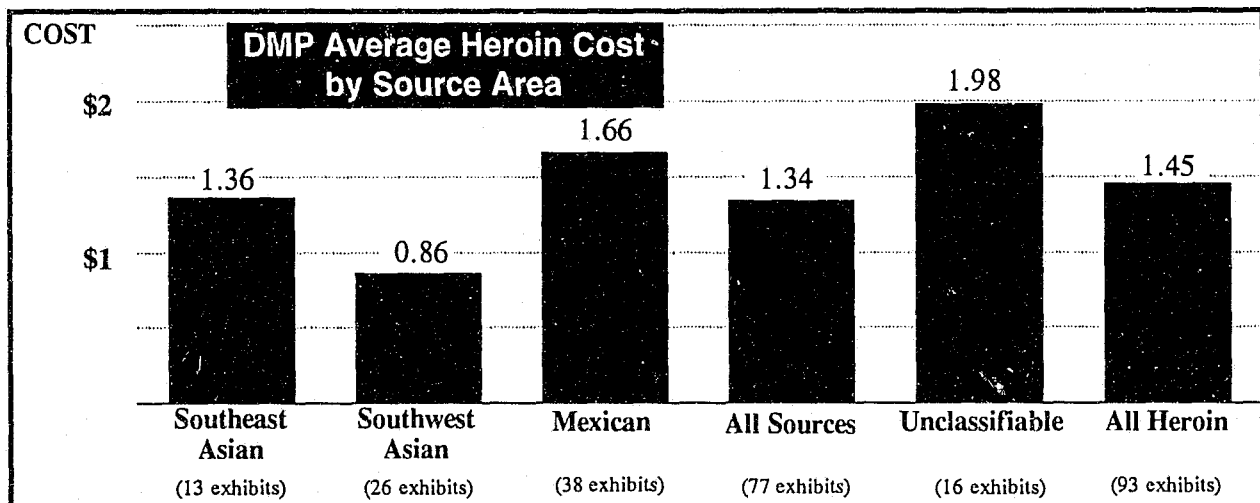
Legend
 DMP City
 () Number of Exhibits
 SEA Southeast Asian Heroin
 SWA Southwest Asian Heroin
 MEX Mexican Heroin
 UNC Unclassifiable Heroin

 Southeast Asian Heroin Dominated Area
 Southwest Asian Heroin Dominated Area
 Mexican Heroin Dominated Area
 Mixed Heroin Dominated Area
 No Heroin Samples Collected

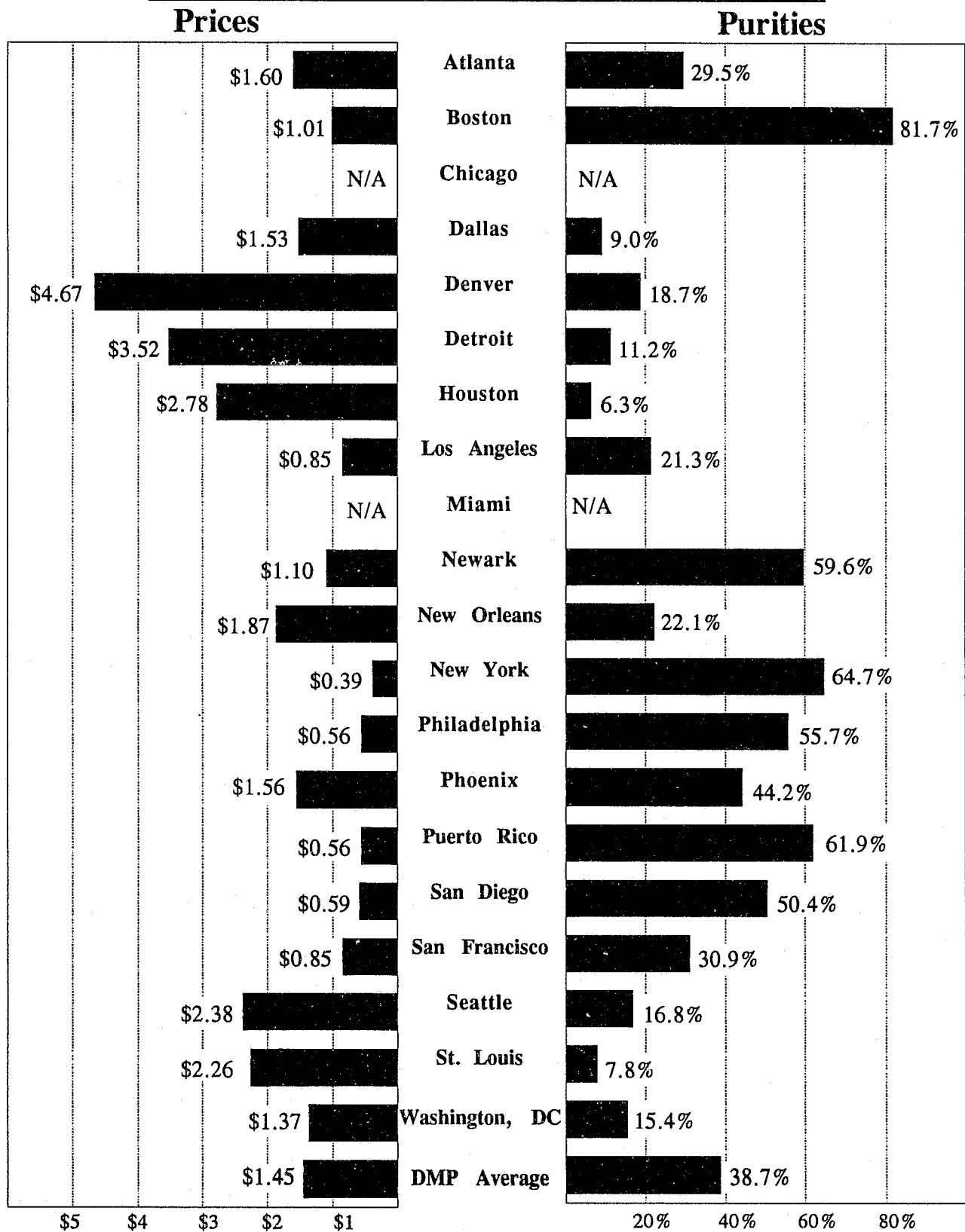
**DMP Heroin Prices
(dollars/milligram pure)**

City	Southeast Asian	Southwest Asian	Mexican	Unclassifiable	Average
Atlanta	2.13	--	--	1.07	1.60
Boston	1.47	0.70	--	--	1.01
Chicago ¹	--	--	--	--	--
Dallas	--	--	1.53	--	1.53
Denver	--	--	4.67	--	4.67
Detroit	0.53	1.45	--	5.20	3.52
Houston	--	--	2.55	3.67	2.78
Los Angeles	--	--	0.85	--	0.85
Miami ¹	--	--	--	--	--
Newark	0.52	1.11	--	1.67	1.10
New Orleans	2.46	--	--	0.99	1.87
New York	0.36	0.39	--	0.39	0.39
Philadelphia	--	0.56	--	--	0.56
Phoenix	--	--	1.43	1.68	1.56
Puerto Rico	0.52	0.62	--	0.41	0.56
San Diego	--	--	0.59	--	0.59
San Francisco	--	0.92	0.83	0.93	0.85
Seattle	--	--	2.38	--	2.38
St. Louis	1.67	4.67	--	0.45	2.26
Washington, DC	1.28	1.46	--	--	1.37
DMP Average	1.36	0.86	1.66	1.98	1.45

¹ These cities did not participate in the DMP this quarter.



DMP Average Heroin Prices and Purities by City¹



¹Based on 93 exhibits.

II. ADULTERANTS AND DILUENTS

Adulterants are substances that were carried over from the opium poppy plant or extracted opium (such as morphine), substances that were left behind during processing (such as monoacetylmorphine), or substances that were added to modify the character of the heroin (such as quinine). Adulterants induce physiological effects of their own. Morphine is converted into heroin, or diacetylmorphine, through the process of acetylation. Monoacetylmorphine is an impurity of the heroin manufacturing process. It not only results from incomplete conversion of morphine to heroin, but it also is a direct result of heroin breaking down and reverting to its original state, morphine. This reversion can be due to prolonged exposure to moisture or acid.

Diluents are those substances that are added to a material to extend the material's bulk. Unlike adulterants, diluents are inert substances with no physiological effects.

The following tables indicate adulterants and diluents found in third-quarter DMP exhibits.

ADULTERANTS BY SOURCE AREA				
Number of Occurrences (Percent of Source Area's Exhibits)				
Adulterant	Southeast Asian ¹	Southwest Asian ²	Mexican ³	Total ⁴
Acetylcodeine	11 (85%)	21 (81%)	26 (68%)	58 (75%)
Monoacetylmorphine	2 (15%)	18 (69%)	25 (66%)	45 (58%)
Noscapine	--	1 (4%)	14 (37%)	15 (19%)
Cocaine	--	5 (19%)	4 (11%)	9 (12%)
Procaine	1 (8%)	8 (31%)	--	9 (12%)
Quinine	2 (15%)	5 (19%)	2 (5%)	9 (12%)
Acetaminophen	6 (46%)	1 (4%)	1 (3%)	8 (10%)
Diphenhydramine	1 (8%)	3 (12%)	2 (5%)	6 (8%)
Morphine	--	4 (19%)	2 (5%)	6 (8%)
Lidocaine	1 (8%)	3 (12%)	--	4 (5%)
Papaverine	--	1 (4%)	3 (8%)	4 (5%)
Nicotinamide	2 (15%)	1 (4%)	--	3 (4%)
Calcium Carbonate	--	1 (4%)	--	1 (1%)
Chloroquine	--	1 (4%)	--	1 (1%)
Doxepin	--	1 (4%)	--	1 (1%)
4-(N-methylacetamide)-antipyrine	--	--	1 (3%)	1 (1%)

¹ Based on 13 exhibits.

² Based on 26 exhibits.

³ Based on 38 exhibits.

⁴ Based on 77 exhibits.

DILUENTS BY SOURCE AREA
Number of Occurrences (Percent of Source Area's Exhibits)

DILUENT	Southeast Asian¹	Southwest Asian²	Mexican³	Total⁴
Lactose	3 (23%)	14 (54%)	10 (26%)	27 (35%)
Mannitol	9 (69%)	18 (69%)	--	27 (35%)
Amorphous Material	--	--	20 (53%)	20 (26%)
Starch	2 (15%)	8 (31%)	4 (11%)	14 (18%)
Dextrose	4 (31%)	2 (8%)	3 (8%)	9 (12%)
Inositol	--	2 (8%)	--	2 (3%)
Cellulose	--	--	1 (3%)	1 (1%)
Sucrose	--	1 (4%)	--	1 (1%)

¹ Based on 13 exhibits.

² Based on 26 exhibits.

³ Based on 38 exhibits.

⁴ Based on 77 exhibits.

III. BRAND NAMES

DMP samples in retail packages bearing brand names are frequently encountered. A brand name denotes the trafficking organization or the cutting house where the drug was diluted and repackaged. Within the heroin trade, the use of brand names has become so extensive that some organizations conduct business using counterfeit brand names. When the counterfeit products begin to erode the business of a group, they will change the name of their product, conduct an extensive advertising campaign, and begin again.

During this quarter, brand names were encountered on DMP exhibits obtained in Boston, Detroit, Newark, New York, and Philadelphia.

BRAND NAMES AND LOGOS by DMP City			
City	Source	Purity (percent)	Brand Name/Logo
Boston	SEA	66.1	Super 1
	SEA	63.1	White Eagle with logo of an eagle
	SWA	98.9	Excellent
	SWA	93.1	2nd to None
	SWA	87.3	Super 1
Detroit	SEA	31.1	Original
	UNC	10.0	No label but sold as "Bull"
	UNC	3.3	No label but sold as "Big Ed"
	UNC	2.2	Lace
Newark	SEA	84.7	President with logo of U.S. Capitol
	SWA	78.6	Cue
	SWA	67.4	Logo of lion
	SWA	60.1	Flying High
	SWA	34.5	Sudden Impact with logo of a fist and lightning bolt
	UNC	32.0	Blue Bird

**BRAND NAMES AND LOGOS
by DMP City**

City	Source	Purity (percent)	Brand Name/Logo
New York	SEA	48.5	Bad Boy
	SEA	39.7	Chechmate with logo of a cobra snake
	SWA	85.0	Fuck You below logo of a skull
	SWA	76.8	Fire under logo of burning building
	SWA	68.9	Sky High
	SWA	67.0	Monster
	SWA	66.9	Lamborghini
	SWA	64.8	New Jack City with logo of buildings on a skyline
	SWA	64.3	Hot Beauty next to logo of hair dryer
	SWA	49.8	Black Magic below logo of a woman at a crystal ball
	UNC	77.6	Explosion 2000 with logo of four legged animal
	UNC	66.8	Doctor D next to logo of flask
Philadelphia	SWA	64.9	Amtrak
	SWA	54.2	Black Rabbit
	SWA	53.7	Goodyear
	SWA	50.0	Black Rabbit
San Francisco	UNC	34.3	No label but referred to as "dirty mud" and "11550," a reference to the California State Health & Safety Code violation for using and being under the influence of a controlled substance

APPENDIX A: INDIVIDUAL CITY SAMPLING¹

Atlanta

Heroin Purities			
Source Composition	Occurrences	Purity Range (percent)	Average Purity (percent)
Heroin	2	14.6 - 44.4%	29.5%
Southeast Asian	1	--	14.6%
Unclassified	1	--	44.4%
Quinine	4	--	--

Adulterants (Number of Occurrences)					
Adulterant	Southeast Asian	Southwest Asian	Mexican	Unclassified	Total
Acetaminophen	1	--	--	1	2
Acetylcodeine	1	--	--	1	2
Quinine	1	--	--	--	1

Diluents (Number of Occurrences)					
Diluent	Southeast Asian	Southwest Asian	Mexican	Unclassified	Total
Mannitol	1	--	--	1	2
Cellulose	--	--	--	1	1
Dextrose	1	--	--	--	1

Heroin Price Per Milligram Pure (In Dollars)					
	Southeast Asian	Southwest Asian	Mexican	Unclassified	Average
	2.13	--	--	1.07	1.60

¹ The purities of all DMP samples determined to be heroin base were recalculated as heroin hydrochloride for purposes of comparison. All samples are heroin hydrochloride unless otherwise noted.

Boston

Heroin Purities			
Source Composition	Occurrences	Purity Range (percent)	Average Purity (percent)
Heroin	5	63.1 - 98.9%	81.7%
Southeast Asian	2	63.1 - 66.1%	64.6%
Southwest Asian	3 ¹	87.3 - 98.9%	93.1%
Cellulose	1	--	--

Adulterants (Number of Occurrences)					
Adulterant	Southeast Asian	Southwest Asian	Mexican	Unclassified	Total
Acetylcodeine	2	3	--	--	5
Monoacetylmorphine	1	1	--	--	2
Acetaminophen	1	--	--	--	1

Diluents (Number of Occurrences)					
Diluent	Southeast Asian	Southwest Asian	Mexican	Unclassified	Total
Dextrose	1	--	--	--	1
Mannitol	1	--	--	--	1

Heroin Price Per Milligram Pure (In Dollars)					
	Southeast Asian	Southwest Asian	Mexican	Unclassified	Average
	1.47	0.70	--	--	1.01

¹ Heroin composition of one Southwest Asian exhibit was mixed base and hydrochloride.

Chicago

Heroin Purities			
Source Composition	Occurrences	Purity Range (percent)	Average Purity (percent)
No purchases were made in Chicago during this quarter.			

Adulterants (Number of Occurrences)					
Adulterant	Southeast Asian	Southwest Asian	Mexican	Unclassified	Total
N/A	N/A	N/A	N/A	N/A	N/A

Diluents (Number of Occurrences)					
Diluent	Southeast Asian	Southwest Asian	Mexican	Unclassified	Total
N/A	N/A	N/A	N/A	N/A	N/A

Heroin Price Per Milligram Pure (In Dollars)					
	Southeast Asian	Southwest Asian	Mexican	Unclassified	Average
	N/A	N/A	N/A	N/A	N/A

Dallas

Heroin Purities			
Source Composition	Occurrences	Purity Range (percent)	Average Purity (percent)
Heroin	2	8.7 - 9.2%	9.0%
Mexican	2	8.7 - 9.2%	9.0%

Adulterants (Number of Occurrences)					
Adulterant	Southeast Asian	Southwest Asian	Mexican	Unclassified	Total
Cocaine	--	--	2	--	2
Diphenhydramine	--	--	2	--	2
Acetylcodeine	--	--	1	--	1

Diluents (Number of Occurrences)					
Diluent	Southeast Asian	Southwest Asian	Mexican	Unclassified	Total
Lactose	--	--	2	--	2

Heroin Price Per Milligram Pure (In Dollars)					
	Southeast Asian	Southwest Asian	Mexican	Unclassified	Average
	--	--	1.53	--	1.53

Denver

Heroin Purities			
Source Composition	Occurrences	Purity Range (percent)	Average Purity (percent)
Heroin	4	13.4 - 28.3%	18.7%
Mexican	4	13.4 - 28.3%	18.7%

Adulterants (Number of Occurrences)					
Adulterant	Southeast Asian	Southwest Asian	Mexican	Unclassified	Total
Monoacetylmorphine	-	-	2	-	2
Noscapine	-	-	2	-	2
Acetylcodeine	-	-	1	-	1

Diluents (Number of Occurrences)					
Diluent	Southeast Asian	Southwest Asian	Mexican	Unclassified	Total
Amorphous Material	-	-	2	-	2
Dextrose	-	-	1	-	1
Lactose	-	-	1	-	1
Starch	-	-	1	-	1

Heroin Price Per Milligram Pure (In Dollars)					
	Southeast Asian	Southwest Asian	Mexican	Unclassified	Average
	-	-	4.67	-	4.67

Detroit

Heroin Purities			
Source Composition	Occurrences	Purity Range (percent)	Average Purity (percent)
Heroin	5	3.3 - 31.1%	11.2%
Southeast Asian	1	--	31.1%
Southwest Asian	1	--	9.4%
Unclassified	3	3.3 - 10.0%	5.2%

Adulterants (Number of Occurrences)					
Adulterant	Southeast Asian	Southwest Asian	Mexican	Unclassified	Total
Acetylcodeine	1	--	--	1	2
Caffeine	--	--	--	2	2
Monoacetylmorphine	--	1	--	1	2
Acetaminophen	1	--	--	--	1
Diphenhydramine	--	--	--	1	1
Morphine	--	1	--	--	1
Quinine	--	--	--	1	1

Diluents (Number of Occurrences)					
Diluent	Southeast Asian	Southwest Asian	Mexican	Unclassified	Total
Lactose	1	1	--	3	5
Dextrose	--	1	--	2	3
Mannitol	1	--	--	--	1
Starch	--	--	--	1	1
Sucrose	--	--	--	1	1

Heroin Price Per Milligram Pure (In Dollars)					
	Southeast Asian	Southwest Asian	Mexican	Unclassified	Average
	0.53	1.45	--	5.20	3.52

Houston

Heroin Purities			
Source Composition	Occurrences	Purity Range (percent)	Average Purity (percent)
Heroin	5	4.0 - 8.3%	6.3%
Mexican	4	4.4 - 8.3%	6.8%
Unclassified	1	--	4.0%

Adulterants (Number of Occurrences)					
Adulterant	Southeast Asian	Southwest Asian	Mexican	Unclassified	Total
Cocaine	--	--	2	1	3
Quinine	--	--	2	--	2
Monoacetylmorphine	--	--	1	--	1

Diluents (Number of Occurrences)					
Diluent	Southeast Asian	Southwest Asian	Mexican	Unclassified	Total
Lactose	--	--	4	1	5
Starch	--	--	1	--	1

Heroin Price Per Milligram Pure (In Dollars)					
	Southeast Asian	Southwest Asian	Mexican	Unclassified	Average
	--	--	2.55	3.67	2.78

Los Angeles

Heroin Purities			
Source Composition	Occurrences	Purity Range (percent)	Average Purity (percent)
Heroin	5	12.3 - 30.5%	21.3%
Mexican	5	12.3 - 30.5%	21.3%

Adulterants (Number of Occurrences)					
Adulterant	Southeast Asian	Southwest Asian	Mexican	Unclassified	Total
Monoacetylmorphine	--	--	5	--	5
Acetylcodeine	--	--	4	--	4
Noscapine	--	--	1	--	1
Papaverine	--	--	1	--	1
4-(N-methylacetamide)-antipyrine	--	--	1	--	1

Diluents (Number of Occurrences)					
Diluent	Southeast Asian	Southwest Asian	Mexican	Unclassified	Total
Cellulose	--	--	1	--	1
Dextrose	--	--	1	--	1
Lactose	--	--	1	--	1
Starch	--	--	1	--	1

Heroin Price Per Milligram Pure (In Dollars)					
	Southeast Asian	Southwest Asian	Mexican	Unclassified	Average
	--	--	0.85	--	0.85

Miami

Heroin Purities			
Source Composition	Occurrences	Purity Range (percent)	Average Purity (percent)
No purchases were made in Miami during this quarter.			

Adulterants (Number of Occurrences)					
Adulterant	Southeast Asian	Southwest Asian	Mexican	Unclassified	Total
N/A	N/A	N/A	N/A	N/A	N/A

Diluents (Number of Occurrences)					
Diluent	Southeast Asian	Southwest Asian	Mexican	Unclassified	Total
N/A	N/A	N/A	N/A	N/A	N/A

Heroin Price Per Milligram Pure (In Dollars)					
	Southeast Asian	Southwest Asian	Mexican	Unclassified	Average
	N/A	N/A	N/A	N/A	N/A

Newark

Heroin Purities			
Source Composition	Occurrences	Purity Range (percent)	Average Purity (percent)
Heroin	6	32.0 - 84.7%	59.6%
Southeast Asian	1	--	84.7%
Southwest Asian	4 ¹	34.5 - 78.6%	60.2%
Unclassified	1	--	32.0%

Adulterants (Number of Occurrences)					
Adulterant	Southeast Asian	Southwest Asian	Mexican	Unclassified	Total
Acetylcodeine	1	3	--	--	4
Monoacetylmorphine	--	3	--	--	3
Procaine	--	3	--	--	3
Quinine	--	2	--	1	3
Cocaine	--	1	--	--	1
Lidocaine	--	1	--	--	1
Morphine	--	1	--	--	1

Diluents (Number of Occurrences)					
Diluent	Southeast Asian	Southwest Asian	Mexican	Unclassified	Total
Mannitol	--	2	--	1	3
Starch	--	2	--	1	3
Lactose	--	1	--	1	2
Sucrose	--	--	--	1	1

Heroin Price Per Milligram Pure (In Dollars)					
	Southeast Asian	Southwest Asian	Mexican	Unclassified	Average
	0.52	1.11	--	1.67	1.10

¹ Heroin composition of one of the Southwest Asian exhibits was mixed base and hydrochloride.

New Orleans

Heroin Purities			
Source Composition	Occurrences	Purity Range (percent)	Average Purity (percent)
Heroin	5	7.0 - 40.9%	22.1%
Southeast Asian	3	7.0 - 20.3%	15.7%
Unclassified	2	22.5 - 40.9%	31.7%
Sodium Bicarbonate	4	--	--
Magnesium Sulfate	1	--	--

Adulterants (Number of Occurrences)					
Adulterant	Southeast Asian	Southwest Asian	Mexican	Unclassified	Total
Acetylcodeine	2	--	--	2	4
Nicotinamide	2	--	--	1	3
Acetaminophen	1	--	--	--	1
Aspirin	--	--	--	1	1
Caffeine	--	--	--	1	1
Cocaine	--	--	--	1	1
Diphenhydramine	--	--	--	1	1
Monoacetylmorphine	--	--	--	1	1
Morphine	--	--	--	1	1

Diluents (Number of Occurrences)					
Diluent	Southeast Asian	Southwest Asian	Mexican	Unclassified	Total
Mannitol	3	--	--	1	4
Dextrose	1	--	--	--	1
Lactose	--	--	--	1	1
Starch	1	--	--	--	1

Heroin Price Per Milligram Pure (In Dollars)					
	Southeast Asian	Southwest Asian	Mexican	Unclassified	Average
	2.46	--	--	0.99	1.87

New York

Heroin Purities			
Source Composition	Occurrences	Purity Range (percent)	Average Purity (percent)
Heroin	12	39.7 - 85.0%	64.7%
Southeast Asian	2	39.7 - 48.5%	44.1%
Southwest Asian	8 ¹	49.8 - 85.0%	67.9%
Unclassified	2	66.8 - 77.6%	72.2%

Adulterants (Number of Occurrences)					
Adulterant	Southeast Asian	Southwest Asian	Mexican	Unclassified	Total
Acetylcodeine	2	7	--	2	11
Monoacetylmorphine	1	5	--	2	8
Procaine	1	4	--	--	5
Lidocaine	1	1	--	1	3
Cocaine	--	2	--	--	2
Quinine	--	2	--	--	2
Acetaminophen	--	1	--	--	1
Calcium Carbonate	--	1	--	--	1
Morphine	--	1	--	--	1

Diluents (Number of Occurrences)					
Diluent	Southeast Asian	Southwest Asian	Mexican	Unclassified	Total
Mannitol	1	8	--	2	11
Lactose	1	4	--	1	6
Starch	--	3	--	--	3

Heroin Price Per Milligram Pure (In Dollars)					
	Southeast Asian	Southwest Asian	Mexican	Unclassified	Average
	0.36	0.39	--	0.39	0.39

¹ Heroin composition of one Southwest Asian exhibit was mixed base and hydrochloride.

Philadelphia

Heroin Purities			
Source Composition	Occurrences	Purity Range (percent)	Average Purity (percent)
Heroin	4	50.0 - 64.9%	55.7%
Southwest Asian	4	50.0 - 64.9%	55.7%

Adulterants (Number of Occurrences)					
Adulterant	Southeast Asian	Southwest Asian	Mexican	Unclassified	Total
Acetylcodeine	--	4	--	--	4
Monoacetylmorphine	--	4	--	--	4
Cocaine	--	2	--	--	2
Diphenhydramine	--	2	--	--	2

Diluents (Number of Occurrences)					
Diluent	Southeast Asian	Southwest Asian	Mexican	Unclassified	Total
Mannitol	--	4	--	--	4
Lactose	--	3	--	--	3
Inositol	--	2	--	--	2

Heroin Price Per Milligram Pure (In Dollars)					
	Southeast Asian	Southwest Asian	Mexican	Unclassified	Average
	--	0.56	--	--	0.56

Phoenix

Heroin Purities			
Source Composition	Occurrences	Purity Range (percent)	Average Purity (percent)
Heroin	6	37.5 - 63.3%	44.2%
Mexican	3	37.5 - 41.8%	39.0%
Unclassified	3	40.1 - 63.3%	49.4%

Adulterants (Number of Occurrences)					
Adulterant	Southeast Asian	Southwest Asian	Mexican	Unclassified	Total
Acetylcodeine	--	--	3	3	6
Monoacetylmorphine	--	--	3	3	6
Noscapine	--	--	1	3	4
Papaverine	--	--	2	1	3

Diluents (Number of Occurrences)					
Diluent	Southeast Asian	Southwest Asian	Mexican	Unclassified	Total
Amorphous Material	--	--	3	3	6

Heroin Price Per Milligram Pure (In Dollars)					
	Southeast Asian	Southwest Asian	Mexican	Unclassified	Average
	--	--	1.43	1.68	1.56

Puerto Rico

Heroin Purities			
Source Composition	Occurrences	Purity Range (percent)	Average Purity (percent)
Heroin	5	45.7 - 69.9%	61.9%
Southeast Asian	1	--	64.5%
Southwest Asian	3 ¹	45.7 - 67.6%	58.4%
Unclassified	1	--	69.9%

Adulterants (Number of Occurrences)					
Adulterant	Southeast Asian	Southwest Asian	Mexican	Unclassified	Total
Acetylcodeine	1	3	--	1	5
Monoacetylmorphine	--	2	--	1	3
Acetaminophen	--	--	--	1	1
Caffeine	--	--	--	1	1
Chloroquine	--	1	--	--	1
Doxepin	--	1	--	--	1
Lidocaine	--	1	--	--	1
Noscapine	--	--	--	1	1
Procaine	--	1	--	--	1

Diluents (Number of Occurrences)					
Diluent	Southeast Asian	Southwest Asian	Mexican	Unclassified	Total
Mannitol	1	3	--	1	5
Starch	--	2	--	1	3
Lactose	--	2	--	--	2

Heroin Price Per Milligram Pure (In Dollars)					
	Southeast Asian	Southwest Asian	Mexican	Unclassified	Average
	0.52	0.62	--	0.41	0.56

¹ Heroin composition of one of the Southwest Asian exhibits was mixed base and hydrochloride.

San Diego

Heroin Purities			
Source Composition	Occurrences	Purity Range (percent)	Average Purity (percent)
Heroin	7	31.4 - 65.8%	50.4%
Mexican	7	31.4 - 65.8%	50.4%

Adulterants (Number of Occurrences)					
Adulterant	Southeast Asian	Southwest Asian	Mexican	Unclassified	Total
Acetylcodeine	--	--	7	--	7
Monoacetylmorphine	--	--	4	--	4
Noscapine	--	--	3	--	3
Acetaminophen	--	--	1	--	1
Morphine	--	--	1	--	1

Diluents (Number of Occurrences)					
Diluent	Southeast Asian	Southwest Asian	Mexican	Unclassified	Total
Amorphous Material	--	--	7	--	7
Lactose	--	--	1	--	1

Heroin Price Per Milligram Pure (In Dollars)					
	Southeast Asian	Southwest Asian	Mexican	Unclassified	Average
	--	--	0.59	--	0.59

San Francisco

Heroin Purities			
Source Composition	Occurrences	Purity Range (percent)	Average Purity (percent)
Heroin	10	18.5 - 48.2%	30.9%
Southwest Asian	1	--	48.2%
Mexican	8	18.5 - 44.2%	28.3%
Unclassified	1	--	34.3%
Cocaine	1	--	--
Mineral Debris	1	--	--
Plant Material	1	--	--

Adulterants (Number of Occurrences)					
Adulterant	Southeast Asian	Southwest Asian	Mexican	Unclassified	Total
Acetylcodeine	--	1	7	1	9
Monoacetylmorphine	--	1	6	1	8
Noscapine	--	1	7	--	8
Nicotinamide	--	1	--	--	1
Papaverine	--	1	--	--	1

Diluents (Number of Occurrences)					
Diluent	Southeast Asian	Southwest Asian	Mexican	Unclassified	Total
Amorphous Material	--	--	7	1	8
Starch	--	--	1	1	2
Lactose	--	1	--	--	1

Heroin Price Per Milligram Pure (In Dollars)					
	Southeast Asian	Southwest Asian	Mexican	Unclassified	Average
	--	0.92	0.83	0.93	0.85

Seattle

Heroin Purities			
Source Composition	Occurrences	Purity Range (percent)	Average Purity (percent)
Heroin	5	9.8 - 27.8%	16.8%
Mexican	5	9.8 - 27.8%	16.8%
Cocaine	1	--	--

Adulterants (Number of Occurrences)					
Adulterant	Southeast Asian	Southwest Asian	Mexican	Unclassified	Total
Monoacetylmorphine	--	--	4	--	4
Acetylcodeine	--	--	3	--	3
Morphine	--	--	1	--	1

Diluents (Number of Occurrences)					
Diluent	Southeast Asian	Southwest Asian	Mexican	Unclassified	Total
Dextrose	--	--	1	--	1
Lactose	--	--	1	--	1

Heroin Price Per Milligram Pure (In Dollars)					
	Southeast Asian	Southwest Asian	Mexican	Unclassified	Average
	--	--	2.38	--	2.38

St. Louis

Heroin Purities			
Source Composition	Occurrences	Purity Range (percent)	Average Purity (percent)
Heroin	3	7.0 - 9.3%	7.8%
Southeast Asian	1	--	7.0%
Southwest Asian	1	--	7.2%
Unclassified	1	--	9.3%
Morphine & Diphenhydramine	1	--	--
Wheat Flour	2	--	--

Adulterants (Number of Occurrences)					
Adulterant	Southeast Asian	Southwest Asian	Mexican	Unclassified	Total
Diphenhydramine	1	1	--	1	3
Acetaminophen	1	--	--	--	1

Diluents (Number of Occurrences)					
Diluent	Southeast Asian	Southwest Asian	Mexican	Unclassified	Total
Lactose	1	1	--	1	3
Starch	1	1	--	1	3

Heroin Price Per Milligram Pure (In Dollars)					
	Southeast Asian	Southwest Asian	Mexican	Unclassified	Average
	1.67	4.67	--	0.45	2.26

Washington, DC

Heroin Purities			
Source Composition	Occurrences	Purity Range (percent)	Average Purity (percent)
Heroin	3	0.7 - 16.0%	10.5%
Southeast Asian	1 ¹	--	14.8%
Southwest Asian	1	--	16.0%
Unclassified	1 ²	--	0.7%
Quinine	1	--	--
Dihydromorphone & Quinine	2	--	--

Adulterants (Number of Occurrences)					
Adulterant	Southeast Asian	Southwest Asian	Mexican	Unclassified	Total
Quinine	1	1	--	--	2
Acetaminophen	1	--	--	--	1
Acetylcodeine	1	--	--	--	1
Cocaine	--	--	--	1	1
Hydromorphone	--	--	--	1	1
Morphine	--	1	--	--	1
Monoacetylmorphine	--	1	--	--	1

Diluents (Number of Occurrences)					
Diluent	Southeast Asian	Southwest Asian	Mexican	Unclassified	Total
Mannitol	1	1	--	1	3
Dextrose	1	1	--	--	2
Flour	--	--	--	1	1
Lactose	--	1	--	--	1
Sucrose	--	1	--	--	1

Heroin Price Per Milligram Pure (In Dollars)					
	Southeast Asian	Southwest Asian	Mexican	Unclassified	Average
	1.28	1.46	--	35.00	12.58

¹ Heroin composition of the Southeast Asian exhibit was mixed base and hydrochloride.

² The Unclassified exhibit is an outlier.

APPENDIX B: EXHIBIT DATA BY CITY ¹

Atlanta

Exhibit Number	Location	Purity (percent)	Source Area	Price (dollar)	Price/mg (dollar)	Purchase Date	Brand Name
16	John St.	N/A ¹	N/A	100.00	N/A	09-14	
17	Herndon Homes Housing Project	N/A ¹	N/A	100.00	N/A	09-14	
18	Herndon Homes Housing Project	N/A ¹	N/A	100.00	N/A	09-14	
19.1	Kennedy St. ²	N/A ¹	N/A	85.00	N/A	09-15	
19.2	Kennedy St. ²	44.4	UNC	15.00	1.071	09-15	
20	Western Ave.	14.6	SEA	100.00	2.128	09-15	

¹ This exhibit was not heroin.

² Exhibit analyzed in two parts due to difference in composition.

Boston

Exhibit Number	Location	Purity (percent)	Source Area	Price (dollar)	Price/mg (dollar)	Purchase Date	Brand Name
13	Dudley St. & West Cottage St.	98.9	SWA	150.00	0.798	08-13	"Excellent"
14	Stoughton St., Dorchester	93.1 ¹	SWA	100.00	0.467	08-24	"2nd to None"
15	Washington St. & Geneva	63.1	SEA	100.00	1.449	08-24	"White Eagle" with logo of an eagle
16	Quincy & Magnolia Sts.	87.3	SWA	100.00	0.826	09-04	"Super 1"
17	Norfolk St., Dorchester	N/A ²	N/A	120.00	N/A	09-10	
18	Dudley St.	66.1	SEA	120.00	1.500	09-10	"Super 1"

¹ Heroin composition was mixed base and hydrochloride.

² This purchase was not heroin.

¹ All samples are heroin hydrochloride unless otherwise noted.

Chicago

Exhibit Number	Location	Purity (percent)	Source Area	Price (dollar)	Price/mg (dollar)	Purchase Date	Brand Name
No purchases were made in Chicago during this quarter.							

Dallas

Exhibit Number	Location	Purity (percent)	Source Area	Price (dollar)	Price/mg (dollar)	Purchase Date	Brand Name
1	Comall & Mersalles Sts.	8.7	MEX	100.00	1.667	09-02	
2	Lancaster	9.2	MEX	100.00	1.389	09-04	

Denver

Exhibit Number	Location	Purity (percent)	Source Area	Price (dollar)	Price/mg (dollar)	Purchase Date	Brand Name
14	11th & Broadway	15.9	MEX	300.00	3.226	08-01	
15	Ellsworth & Sherman	N/A ¹	N/A	300.00	N/A	08-19	
16	30th & Downing	28.3	MEX	100.00	2.632	08-27	
17	16th & Gaylord	13.4	MEX	90.00	7.500	08-27	
18	21st & Lawrence	17.0	MEX	85.00	5.313	09-02	

¹ This purchase was not heroin.

Detroit

Exhibit Number	Location	Purity (percent)	Source Area	Price (dollar)	Price/mg (dollar)	Purchase Date	Brand Name
16	Watson	10.0	UNC	110.00	1.642	09-10	No labels but sold as "Bull"
17	Erskine	31.1	SEA	115.00	0.532	09-10	"Original"
18	Alfred	2.2	UNC	120.00	1.967	09-10	"Lace"
19	W. Alexandrine	3.3	UNC	120.00	12.000	09-11	No labels but sold as "Big Ed"
20	Henry	9.4	SWA	120.00	1.446	09-11	

Houston

Exhibit Number	Location	Purity (percent)	Source Area	Price (dollar)	Price/mg (dollar)	Purchase Date	Brand Name
1	Yellowstone St.	6.9	MEX	380.00	3.689	07-31	
2	Peerless St.	4.4	MEX	260.00	1.844	08-18	
3	Lee Rd. & Lockwood	4.0	UNC	180.00	3.673	09-01	
4	Alameda-Genoa & Cullen Blvd.	8.3	MEX	200.00	2.247	09-14	
5	Cullen Blvd.	7.7	MEX	200.00	2.439	09-14	

Los Angeles

Exhibit Number	Location	Purity (percent)	Source Area	Price (dollar)	Price/mg (dollar)	Purchase Date	Brand Name
16	11th St. & Parkview	30.5	MEX	80.00	1.212	08-31	
17	25th St. & Central Ave.	17.8	MEX	70.00	0.769	08-31	
18	First St.	30.5	MEX	100.00	0.465	09-03	
19	First & State Sts.	12.3	MEX	80.00	0.672	09-03	
20	Loma & 6th St.	15.5	MEX	80.00	1.127	09-11	

Miami

Exhibit Number	Location	Purity (percent)	Source Area	Price (dollar)	Price/mg (dollar)	Purchase Date	Brand Name
No purchases were made in Miami during this quarter.							

Newark

Exhibit Number	Location	Purity (percent)	Source Area	Price (dollar)	Price/mg (dollar)	Purchase Date	Brand Name
16	Broadway Ave.	78.6	SWA	150.00	1.007	08-13	"Cue"
17	Parker Ave.	60.1 ¹	SWA	150.00	1.049	08-13	"Flying High"
18	Prince St.	84.7	SEA	150.00	0.515	09-10	"President" with logo of U.S. Capitol
19	Crane & Stone	32.0	UNC	150.00	1.667	09-10	"Blue Bird"
20	Montclair Ave. & Broadway	67.4	SWA	150.00	1.282	09-14	Logo of a lion
21	Mt. Prospect Ave.	34.5	SWA	150.00	1.087	09-14	"Sudden Impact" with logo of a fist and lightning bolt

¹ Heroin composition was mixed base and hydrochloride.

New Orleans

Exhibit Number	Location	Purity (percent)	Source Area	Price (dollar)	Price/mg (dollar)	Purchase Date	Brand Name
16.1	Viller & Desire ¹	N/A ²	N/A	172.00	N/A	08-11	
16.2	Viller & Desire ¹	19.7	SEA	68.00	1.943	08-11	
17	Sere & Gibson	N/A ²	N/A	200.00	N/A	08-11	
18.1	Dorgenois & Erato Sts. ¹	7.0	SEA	146.00	4.294	08-14	
18.2	Dorgenois & Erato Sts. ¹	N/A ²	N/A	37.00	N/A	08-14	
18.3	Dorgenois & Erato Sts. ¹	40.9	UNC	17.00	0.708	08-14	
19.1	St. Roch & Marais Sts. ¹	20.3	SEA	58.00	1.137	09-04	
19.2	St. Roch & Marais Sts. ¹	N/A ²	N/A	142.00	N/A	09-04	
20.1	Marigny & N. Rampart Sts. ¹	22.5	UNC	23.00	1.278	09-11	
20.2	Marigny & N. Rampart Sts. ¹	N/A ²	N/A	177.00	N/A	09-11	

¹ Exhibit analyzed in several parts due to difference in composition.

² This purchase was not heroin.

New York

Exhibit Number	Location	Purity (percent)	Source Area	Price (dollar)	Price/mg (dollar)	Purchase Date	Brand Name
45	Bronx	64.8	SWA	100.00	0.350	08-18	"New Jack City" with logo of buildings on sky line
46	Bronx	85.0	SWA	100.00	0.413	08-18	"Fuck You" below logo of skull
47	Upper East Side, Manhattan	49.8	SWA	100.00	0.676	08-18	"Black Magic" below logo of woman at crystal ball
48	Upper East Side, Manhattan	68.9	SWA	100.00	0.316	08-18	"Sky High"
49	Bronx	67.0	SWA	100.00	0.364	09-09	"Monster"
50	Upper East Side, Manhattan	77.6	UNC	100.00	0.478	09-09	"Explosion 2000" with logo of four legged animal
51.1	Brooklyn ¹	76.8 ²	SWA	91.00	0.277	09-09	"Fire" under logo of burning building
51.2	Brooklyn ¹	66.8	UNC	9.00	0.300	09-09	"Doctor D" next to logo of flask
52	Bronx	39.7	SEA	100.00	0.370	09-14	"Checkmate" with logo of cobra snake
53	Bronx	48.5	SEA	100.00	0.348	09-14	"Bad Boy"
54	Upper East Side, Manhattan	64.3	SWA	100.00	0.431	09-14	"Hot Beauty" next to logo of hair dryer
55	Brooklyn	66.9	SWA	100.00	0.330	09-14	"Lamborghini"

¹ Exhibit analyzed in several parts due to difference in composition.

² Heroin composition was mixed base and hydrochloride.

Philadelphia

Exhibit Number	Location	Purity (percent)	Source Area	Price (dollar)	Price/mg (dollar)	Purchase Date	Brand Name
16	W. Cambria	64.9	SWA	100.00	0.630	09-10	"Amtrak"
17	3rd & Stella Sts.	54.2	SWA	200.00	0.581	09-15	"Black Rabbit"
18	Orianna & Diamond Sts.	53.7	SWA	140.00	0.379	09-14	"Goodyear"
19	3rd St. & Stella	50.0	SWA	200.00	0.660	09-15	"Black Rabbit"

Phoenix

Exhibit Number	Location	Purity (percent)	Source Area	Price (dollar)	Price/mg (dollar)	Purchase Date	Brand Name
16	Arizona Ave., & Pecos Rd., Mesa	63.3	UNC	50.00	2.174	07-31	
17	7th St. & Pima	41.8	MEX	65.00	1.857	08-01	
18	E. Pima	40.1	UNC	20.00	1.111	08-04	
19	12th St. & Van Buren	44.9	UNC	60.00	1.765	08-20	
20	40th St. & Baseline	37.8	MEX	60.00	1.224	09-09	
21	7th Ave. & Pima	37.5	MEX	50.00	1.220	09-10	

Puerto Rico

Exhibit Number	Location	Purity (percent)	Source Area	Price (dollar)	Price/mg (dollar)	Purchase Date	Brand Name
16	Santurce	62.0	SWA	300.00	0.486	08-03	
17	Perla	67.6	SWA	300.00	0.438	08-03	
18	Perla Ward	69.9	UNC	98.00	0.412	08-04	
19	Rio Pedras	45.7 ¹	SWA	100.00	0.935	08-04	
20	Barriada Ward, Morales, Caguas	64.5	SEA	300.00	0.524	08-17	

¹ Heroin composition was mixed base and hydrochloride.

San Diego

Exhibit Number	Location	Purity (percent)	Source Area	Price (dollar)	Price/mg (dollar)	Purchase Date	Brand Name
23	24th St. & Hoover	45.3	MEX	200.00	0.476	08-05	
24	20th & K Sts.	57.5	MEX	140.00	0.388	08-12	
25	19th & K Sts.	31.4	MEX	160.00	1.684	08-13	
26	21st & K Sts.	58.1	MEX	200.00	0.382	09-02	
27	Ocean View Blvd. & 30th St.	37.6	MEX	170.00	0.530	09-02	
28	A & B Sts.	56.9	MEX	170.00	0.298	09-03	
29	B St.	65.8	MEX	180.00	0.400	09-08	

San Francisco

Exhibit Number	Location	Purity (percent)	Source Area	Price (dollar)	Price/mg (dollar)	Purchase Date	Brand Name
10	San Pablo Ave.	N/A ¹	N/A	20.00	N/A	08-13	
11	6th & Market Sts.	26.4	MEX	110.00	0.472	09-03	
12	Osceola Lane & LaSalle Ave.	18.5	MEX	200.00	0.619	09-03	
13	Eddy & Leavenworth Sts.	34.3	UNC	50.00	0.926	09-03	No stamp but referred to as "dirty mud" and "11550" ²
14	Haight & Shrader	N/A ¹	N/A	200.00	N/A	09-03	
15	Larkin St.	48.2	SWA	360.00	0.921	09-04	
16	20th & Mission	25.00	MEX	55.00	0.714	09-11	
17	17th & Valencia	27.1	MEX	50.00	0.515	09-11	
18	21st St. & 14th Ave., Oakland	26.9	MEX	200.00	1.266	09-15	
19	21st St. & East 14th Ave., Oakland	27.2	MEX	200.00	1.493	09-15	
20	University Ave. & Duncan St., East Palo Alto	44.2	MEX	200.00	1.070	09-15	
21	Mission & 17th	31.3	MEX	50.00	0.500	09-22	
22	Guerrero & 18th	N/A ¹	N/A	50.00	N/A	09-22	

¹ This purchase was not heroin.

² The San Francisco Field Division reports that "11550" is a reference to the California State Health & Safety Code violation for using and being under the influence of a controlled substance.

Seattle

Exhibit Number	Location	Purity (percent)	Source Area	Price (dollar)	Price/mg (dollar)	Purchase Date	Brand Name
13	1st Ave. & Pine	11.6	MEX	60.00	3.158	08-31	
14.1	Western & Virginia ¹	23.2	MEX	103.00	0.945	09-03	
14.2	Western & Virginia ¹	N/A ²	N/A	37.00	N/A	09-03	
15	1st & Pike Sts.	9.8	MEX	160.00	3.019	09-11	
16	2nd & Pike Sts.	11.4	MEX	120.00	3.429	09-14	
17	1st & Virginia	27.8	MEX	150.00	1.364	09-15	

¹ Exhibit analyzed in two parts due to difference in composition.

² This purchase was not heroin.

St. Louis

Exhibit Number	Location	Purity (percent)	Source Area	Price (dollar)	Price/mg (dollar)	Purchase Date	Brand Name
11	25th & State Sts.	N/A ¹	N/A	100.00	N/A	09-03	
12	Hoyt Dr.	7.2	SWA	140.00	4.667	09-10	
13	Fair St.	7.0	SEA	150.00	1.670	09-14	
14.1	College St. ²	9.3	UNC	52.00	0.452	09-16	
14.2	College St. ²	N/A ¹	N/A	98.00	N/A	09-16	
15	John St.	N/A ¹	N/A	150.00	N/A	09-16	

¹ This purchase was not heroin.

² Exhibit analyzed in two parts due to difference in composition.

Washington, DC

Exhibit Number	Location	Purity (percent)	Source Area	Price (dollar)	Price/mg (dollar)	Purchase Date	Brand Name
15.1	Georgia Ave. & Irving St., NW ¹	N/A ²	N/A	49.00	N/A	08-10	
15.2	Georgia Ave. & Irving St., NW ¹	N/A ²	N/A	31.00	N/A	08-10	
16	S St., NW	16.00	SWA	80.00	1.455	08-10	
17	1st & K Sts., NW	14.8	SEA	100.00	1.282	08-13	
18	Martin Luther King Ave. & Talbort St., SE	N/A ²	N/A	80.00	N/A	08-13	
19	7th & S Sts., NW	0.72	UNC	70.00	35.000 ³	08-25	

¹ Exhibit analyzed in two parts due to difference in composition.

² These purchases were not heroin.

³ Since the price per milligram pure of this exhibit was higher than \$16.00, it will be treated as an outlier in the report.

APPENDIX C: DEFINITIONS

Adulterants: Pharmacologically active substances—such as quinine, procaine, and caffeine—that remain or are added after the heroin conversion process is completed. Purity, expressed as a percent, and salt type are listed when available.

Alkaloids: Naturally occurring constituents of opium such as morphine, codeine, noscapine, and thebaine.

Black Tar Heroin: A relatively high purity heroin made from opium poppies grown in Mexico using techniques classified as Mexican in origin. It may be brown to black in color and sticky like roofing tar or hard like coal. Typically, black tar heroin is a hydrochloride salt and is injected.

Chloroquine: A bitter, colorless powder used as an antimalarial agent and used in the treatment of lupus erythematosus (a disease of the inflammation of the joints, kidneys, and skin).

DAWN: *See* Drug Abuse Warning Network.

Diluents: Pharmacologically inactive substances added to increase bulk such as mannitol, sucrose, lactose, and starch.

Drug Abuse Warning Network: The Drug Abuse Warning Network (DAWN), which is sponsored jointly by DEA and the National Institute on Drug Abuse (NIDA), gathers, interprets, and disseminates data on drug abuse and overdose deaths. The data are obtained primarily from hospitals and medical examiners in 26 cities.

Gross Weight: The total weight of an exhibit including its packaging.

Heroin Hydrochloride: A salt of heroin that is water soluble and suitable for injection. This is the type most commonly available to abusers.

Heroin Color: The actual color of the heroin after it has been separated from the adulterants and diluents.

Heroin Signature Classifications: The results of special chemical analyses which identify and quantitate selected chemical characteristics and secondary constituents of an exhibit, which ideally is at least 1.5 grams net weight. These are also called “profiles.” Classifications currently in use include Southeast Asian (SEA), Southwest Asian (SWA), and Mexican (MEX). Additionally, when the results of the Signature analysis are inconclusive, the sample may be listed as “unknown” or “insufficient weight.” For the purposes of this report, the latter two classifications are grouped together under the heading of “unclassifiable” (UNC).

Heroin Signature Program: Developed by DEA as a means of classifying and determining the origin of a heroin sample based on its manufacturing process.

Impurities: Naturally occurring constituents of opium or processing materials that remain in heroin after the conversion process is completed.

Insufficient Weight: Ideally, each exhibit should be at least 1.5 grams net weight (including adulterants and diluents) with a purity of at least 3.0%. This amount gives the sample a pure heroin weight of at least 45 milligrams. A smaller sample is not classifiable using the Signature techniques and is labeled as "insufficient weight."

Mexican Heroin: Made from opium poppies grown in Mexico using techniques developed by Mexican chemists. This type of heroin is typically the hydrochloride salt form. The purity is usually low and suitable for injection. Mexican heroin appears in several shades of brown and is powdery in consistency. Black tar heroin is Mexican in origin and typically much higher in purity.

Net Weight: The total weight of the substance excluding its packaging.

Outlier: Generally speaking, a number or value that is so far removed from others in its category that it is considered invalid for inclusion in the calculation of averages. DMP exhibits that are classified as "outliers" are those exhibits with a purity of less than 0.5 percent or with a price greater than \$16.00 per milligram pure. The DMP average does not include outliers.

Pure Weight: The weight of the heroin as determined by multiplying the purity of an exhibit by its net weight.

Purity: The amount of heroin present compared to all other substances in the sample. Purity is expressed as a percent.

Southeast Asian No. 3 (SEA #3): Not as highly refined as SEA #4 heroin, its color ranges from tan to off-white. Although considered a smoking heroin, it also may be injected intravenously. Caffeine and strychnine usually are added before the heroin process is completed.

Southeast Asian No. 4 (SEA #4): Made from Southeast Asian opium produced in the "Golden Triangle" (Burma, Laos, and Thailand). It is usually a fine white powder.

Southwest Asian Heroin (SWA): Usually made from opium grown in Afghanistan, Iran, or Pakistan. The quality of the heroin ranges from the highly refined white heroin produced in the European/Mediterranean area to a less refined tan heroin produced in Afghanistan, Iran, Pakistan, and Turkey. Pakistan also produces a highly refined white heroin for the North American market.

STRIDE: See System to Retrieve Information from Drug Evidence.

System to Retrieve Information from Drug Evidence: The acronym for DEA's System to Retrieve Information from Drug Evidence is STRIDE. This program involves the qualitative and quantitative chemical analyses of all drug evidence submitted to the DEA laboratory system. The resultant data are used to monitor drug prices and potency, enumerate the number of exhibits examined, and provide a comprehensive accounting of drug removals.

Tolmetin: A chemical compound usually found as a sodium salt and is used as an anti-inflammatory agent.

DISTRIBUTION

The White House
National Security Council
Office of National Drug Control Policy

Department of Justice
Federal Bureau of Investigation/DIU
Federal Bureau of Prisons
Immigration and Naturalization Service
INTERPOL/USNCB
Organized Crime Drug Enforcement Task Forces
U.S. Marshals Service

Department of the Treasury
Bureau of Alcohol, Tobacco and Firearms
Internal Revenue Service
U.S. Customs Service
U.S. Secret Service

Department of Defense
Defense Intelligence Agency
National Security Agency

Central Intelligence Agency/CNC

Department of State

U.S. Coast Guard

DEA Headquarters
DEA Field Offices
DEA Laboratories

El Paso Intelligence Center
Financial Crimes Enforcement Network
National Drug Intelligence Center

International Association of Chiefs of Police (Narcotics Committee)
National Alliance of State Drug Enforcement Agencies
National Sheriffs' Association