



U.S. Department of Justice  
Office of Justice Programs  
*Bureau of Justice Assistance*



Bureau of Justice Assistance



**STATE AND LOCAL  
TRAINING AND  
TECHNICAL ASSISTANCE  
NEEDS ASSESSMENT**

**SURVEY RESULTS**

**MARCH 1993**

150068  
NCJRS

SEP 20 1994

ACQUISITIONS

**STATE AND LOCAL TRAINING AND TECHNICAL  
ASSISTANCE NEEDS ASSESSMENT SURVEY**

**SURVEY RESULTS**

Prepared For:

U.S. DEPARTMENT OF JUSTICE  
BUREAU OF JUSTICE ASSISTANCE

By Community Research Associates, Inc.

This project was supported by Grant No. 91-DD-CX-K026 awarded by the Bureau of Justice Assistance, Office of Justice Programs, U.S. Department of Justice. The Assistant Attorney General, Office of Justice Programs, establishes the policies and priorities, and manages and coordinates the activities of the Bureau of Justice Assistance, Bureau of Justice Statistics, National Institute of Justice, Office of Juvenile Justice and Delinquency Prevention, and the Office for Victims of Crime. Points of view in this document are those of the author and do not necessarily represent the official position or policies of the U.S. Department of Justice.

March 1993

150068

**U.S. Department of Justice  
National Institute of Justice**

This document has been reproduced exactly as received from the person or organization originating it. Points of view or opinions stated in this document are those of the authors and do not necessarily represent the official position or policies of the National Institute of Justice.

Permission to reproduce this ~~copyrighted~~ material has been granted by

Public Domain/OJP/BJA

U.S. Department of Justice

to the National Criminal Justice Reference Service (NCJRS).

Further reproduction outside of the NCJRS system requires permission of the ~~copyright~~ owner.

## Table of Contents

	Page(s)
Introduction .....	1
Methods .....	2 - 5
Findings -- Overview .....	6 - 7
<b>Section I -- Training Currently Provided In-State</b>	
Findings .....	1 - 4
Table I -- In-State Training By Program Area and Funding Source .....	I-1
Table II -- In-State Training Provided With State & Local Funds .....	II-1
Table III -- In-State Training Provided With Formula Funds .....	III-1
Table IV -- In-State Training Provided By Other Federal Agencies .....	IV-1
Table V -- Number of Areas Training Is Funded By Source and State .....	V-1
<b>Section II -- Operational Programs Receiving Formula Grant Funding</b>	
Findings .....	1 - 2
Table VI -- Current & Anticipated Formula Funding For Operational Programs ..	VI-1
Table VII -- Operational Programs Currently Receiving Formula Funding .....	VII-1
Table VIII -- Operational Programs Anticipated To Receive Formula Funding ..	VIII-1
Table IX -- Number of Operational Programs Receiving Formula Funding By State and Timeframe .....	IX-1
<b>Section III -- Assistance Needed Through BJA T/TA Program</b>	
Findings .....	1 - 8
Table X -- Assistance Needed Through BJA T/TA Program By Program Area And Type of Need .....	X-1
Table XI -- Assistance Needed By Program Area And Ranking .....	XI-1
Table XII -- State Rankings Of Assistance By Program Area .....	XII-1
Table XIII -- Number of Areas Needing Assistance by State and Need Type ..	XIII-1
Table XIV -- Total Ranks For Assistance Needs by State and Need Type .....	XIV-1
<b>Appendices</b>	
Appendix A. -- Survey Form & BJA's Transmittal Letter	
Appendix B. -- States/Territories Responding To Survey	



## Introduction

The primary mission of the Bureau of Justice Assistance (BJA) is to support national drug control efforts by improving the criminal justice system. This mission is accomplished, in part, by providing both financial and technical resources to state and local governments. BJA's State and Local Training and Technical Assistance Program (T/TA) supports a formula grant program that provides training and technical assistance to state and local jurisdictions. The program seeks to improve the overall function of state and local criminal justice systems. Specific goals of the program include developing and implementing strategies to prevent and combat drug-related and violent crime. To ensure that the training and technical assistance resources target and focus on state/local issues, programmatic needs associated with the 21 authorized program areas must be identified as well as the administrative needs related to the formula grant program.

Under the Anti-Drug Abuse Act of 1988, each state is required to designate a state administrative agency to manage formula funds and state strategy development.

Community Research Associates (CRA), as part of its contract with BJA, has conducted a national needs assessment survey to provide the information required. A mailed survey instrument (questionnaire) was used to collect information from the 56 state administrative agencies. CRA staff developed the questions and instrument. Special care was taken so that it would not duplicate previous survey and research efforts.

In March of 1992, a technical assistance survey workgroup was formed. The workgroup consisted of BJA representatives, Joe Marshall of Virginia, Floyd Pond of Maryland, and CRA representatives. The immediate task for the group was to further develop and refine the questionnaire. The completed survey questionnaire contained in Appendix A was the result of this workgroup. In September of 1992, BJA edited, approved, and mailed the questionnaires to each of the 56 state administrative agency directors with a cover letter. The return due date for the questionnaire was set for October 9, 1993, however, many were not received until sometime later. By the end of the year 49 states and territories had responded. Appendix B provides a listing of the states and territories that responded to the survey. Surveys arriving late delayed the project until the first quarter of 1993.

## Methods

A mailed questionnaire was used to collect information from the 56 State Administrative Agencies. See Appendix A for a complete copy of the survey including instructions and questions asked. It has three major sections that cover all of the 21 Program Areas.

Sections I and II required respondents to check all of the appropriate boxes for "Yes" responses, while Section III required ranked (1-5) responses. Due to the large number of possible responses, respondents were instructed that if their answers were "No" or "Not Needed" to a particular survey question, they were to leave the box blank. Since "no" or "not needed" responses were not explicitly recorded, it is possible that any missing information was labeled as negative responses.

Section I asks three primary questions regarding funding sources for in-state training currently being provided:

- \* "Is Training Currently Provided In-State with State/Local Funds?"
- \* "Is Training Currently Provided In-State with Formula Funds?"
- \* "Is Training Currently Provided In-State by Other Federal Agencies?"

Section II addresses funding information for operational programs in each of the program areas by asking two questions:

- \* "Do Operational Programs Currently Receive Formula Grant Funding?"
- \* "Do Operational Programs Anticipate Receiving Formula Grant Funding?"

Section III is concerned with technical assistance, training, and information needs in each program area and asks states to rank their needs using a 5-point scale where "5" is the 'Greatest Need' and "1" is the 'Least Need.' If no assistance was needed, respondents were instructed to leave that particular line blank. *Technical Assistance* was generally defined as the provision of specialized short term consultation as a means of resolving a specific problem for a state or local justice, correction, or related system. *Technical Assistance for Program Development and Planning* was further

defined as that needed to assist the state administrative agency or another agency with any aspect of planning, designing, or developing a program. Technical Assistance for *Operations* was further defined as that needed to assist on issues related to implementing a previously designed program or improving a program currently being conducted. *Training* was clarified as training used to enhance recipient knowledge of justice, corrections, and drug related issues via workshops or conference settings. *Information* refers to materials assembled on a specific topic to increase a user's understanding of the topic and related issues. Specific instructions for the section included:

- \* Rank each area with regard to *Program Development* Technical Assistance Needs.
- \* Rank each area with regard to *Operational Program* Technical Assistance Needs.
- \* Rank each area with regard to *Training* Technical Assistance Needs.
- \* Rank each area with regard to *Informational* Technical Assistance Needs.

Preliminary analysis focused on identifying those project areas most frequently funded or in greatest need. The cutoff criterion most frequently used to identify these top areas was the 90th percentile. Consequently, the highest 10 percent of cases are usually presented. However, due to ties of equal value and indistinguishable breaking points fewer or more project areas or states may actually be listed. Averages mentioned refer to mean averages.

Analyses also identified States with the most number of areas offering training and needing assistance.

A number of calculated totals were created and used during analysis. Most of these involved adding column or row items from the survey. Blanks were coded as zeros and appear as "--" in the tables enclosed. Some of these calculated measures deserve explanation:

- ☛ Training Areas in State: In Section I, a check in any one or more of the boxes in columns A, B, and/or C indicates that a training program(s) exists in that line-specific area. Since there are 122 project areas within

BJA's first 21 Program Areas the number of training areas per state can range from 0 to 122.

- Anticipated Formula Grant Totals: The intent of this question was to identify project areas not currently being formula grant funded but that the state anticipates to begin receiving formula grant funding. Many states indicated Yes responses to both "Current" and "Anticipated" questions, however only those checking Yes for "Anticipated" were studied. Hence, Anticipated Totals represent areas in which states are planning to expand.
- Total Need Ranks: Since we asked for numerical ranks of need in Section III, we can add the ranks given by the states to produce a relative measure of need. These "Total Ranks" are calculated by adding all the ranks that respondents assigned to a given project area. These totals can go up to 245; 49 states multiplied by 5, the highest rank possible for each area. The national total for each type of need can go as high as 29,890 for all project areas; based on rank total of 245 possible multiplied by 122 areas.

There are four types of needs that respondents rate along the scale. At one point, we collapse or add all four types into a single measure of need called "Total Rank for All Four Need Types." When doing so the range of possible needs goes up to 980 possible.

The number of states suggesting some need, despite rank value, is another potential measure of need. In terms of calculations, this is the same as treating all values as if they were 1's and then adding them up. "Number of States" is strongly associated with "Total Rank" values, since the Totals will be greater when more states assign a number instead of leaving a blank. This spurious relation between these two indicators of need should be kept in mind.

As units of measure, these *Total Ranks* may not have concrete meanings, but are practical means to allow comparisons between the responses and between the respondents.

Questions in Sections I and II ask for specific funding information that can be documented. A "Yes" answer in these sections may refer to single or multiple programs/projects that operate within the program area specified. Section III asks a

more subjective question about amounts of need in each program area. Since these are judgments it should be kept in mind that one respondent's sense of need may differ from that of other respondents'. People work under different response biases: for example, some will be liberal in checking needs to address many issues while others will answer cautiously in not wanting to admit a need.

## Findings -- Overview

The vast majority of survey items were left blank showing no funding or no needs. Responses indicating funding and needs will be discussed section by section in the following pages.

Beyond Sections I-III, some general questions were asked about the State and Local Training and Technical Assistance (T/TA) Program conducted by BJA through CRA. At the time of survey completion, 39 of the 49 states were aware of the program. State and local agencies in 24 different states have requested Training or TA through the program. Twenty-three of these states used Training or TA sponsored by BJA or the Office of Justice Programs within the last two years. More information about the program and how to request Training and TA is wanted by 25 states.

Seventeen state offices survey state and/or local agencies to determine training and technical assistance needs.

Eight state agencies indicate a need for training or Technical Assistance either to or through their office for the Governor or policy makers to enhance responsibilities in implementing statewide drug and violent crime strategies.

Several states took advantage of the "OTHER" option available in each of the general Program Areas to specify a specific area in which they have training, programs, and/or needs. These responses may suggest new areas needing attention. Current data can only note these new suggestions. Since other states were unable to comment on them, no other comparisons nor analyses are possible.

The following list shows some of the OTHER areas mentioned by the states.

- 1 -- Drug Abuse Prevention Involving Law Enforcement  
Innovative Prevention
- 2 -- Multijurisdictional Drug Enforcement  
Technical Assistance & Asset Investigations  
Technical Surveillance

- 4 -- Community Crime Prevention
  - Personal Safety
  - Weed\Seed
  - Strategic planning for C.O.P.
  - Hate Crimes
  - F.A.S.T.
- 10 -- Court-Based Operations
  - Cross Cultural Training/ Domestic Violence/Sex Crimes
  - Treatment Assessment Service Center
- 11 -- Adult Detention/Corrections Programs
  - Private Provider Symposium
  - Jail Construction
- 12 -- Prison/Jail Industries
  - Procedures and Management
- 14 -- Victim/Witness Programs
  - General System Services to Victims
  - Battered Women Victim Assistance
- 15 -- Drug Control Technology/Information Systems
  - Indigent Defense Brief Book
- 16 -- Innovative/Unique Crime Control Programs
  - Drug Summit
  - Statewide Prosecution Coordination
- 18 -- Domestic Violence
  - State Police Task Force Targeting Violent Armed Felons
  - Legal Assistance
  - Direct Services for Child Abuse
- 19 -- Drug Control Program Evaluation
  - Problem Definitions for Drugs and Violent Crime
- 20 -- Correctional Alternatives
  - Drug Testing of Offenders
  - Alternative Sentencing
- 21 -- Urban Drug Enforcement
  - Multi-Disciplinary Drug Abuse Strategy
  - Assist Drug Prosecutors
  - Asset Forfeiture and Returning Assets

### Section I Findings: Training Currently Provided In-State

Table I, "In-State Training by Program Area and Funding Source," compares the three funding sources for In-State Training programs. Since the three funding sources (State/Local, Formula Grant, and Other Federal Agencies) cover the entire range of possible sources, a check indicating any one or more source(s) suggests that a training program exists. Any private funding would fall in the "State/Local" category.

Whatever the funding source, the 10 Program Areas with the most in-state training programs are:

<u>Program Area</u>		<u># of States</u>
1a	D.A.R.E . . . . .	41
2a	Multijurisdictional Regional Task Forces . . . . .	38
3c	Marijuana Eradication . . . . .	32
7m	Highway Interdiction . . . . .	29
7k	Undercover Programs . . . . .	28
2c	Special Narcotics Prosecutor . . . . .	26
9b	Asset Seizure and Forfeiture . . . . .	26
7i	Drug Dogs/Canine Acquisition and Training/K-9 Unit . . . . .	24
7l	Surveillance Programs . . . . .	24
18a	Domestic/Family Intervention . . . . .	24

Nationwide, the respondents indicated that 1,128 state training areas are funded with state/local funds, 729 areas are funded by Federal Formula Grants, and 338 are funded by Other Federal Agencies. (Reminder: The maximum number of training areas is 5,929 resulting from 122 areas possible in 49 responding states.) On average, states use state and local funds for 23.02 areas, formula funds for 14.88 areas, and other federal monies for 6.90 areas. Consequently, it seems that state and local funds contribute to more training areas than formula funds. Also, other federal agencies funded less than half as many areas as BJA's formula grant program.

States with the largest amount of training, regardless of funding source, are: California (74 areas), Arizona (72), Minnesota (67), Pennsylvania (67), Tennessee (64), and Virginia (63).



Actual funding amounts were not collected, but it seems safe to assume that when more areas are funded that more money is used to fund them.

Tables II, III, and IV examine each of the funding sources in detail.

From Table II we can see that the States with the most instate training programs receiving state/local funds are: California (69 of the 122 areas), Arizona (68), Minnesota (66), Tennessee (61), Michigan (56), Utah (55), and Wisconsin (53). California supports training in the most areas. Other states may actually have more training, since a check in the survey box can represent one or more programs within a project area. However, our results show California supported the largest range of training topics with state and/or local funds. The mean average per state is 23.02 areas funded state/locally. Seven states/territories did not use state/local funds for training: DC, IN, MS, NH, OR, PR, and WV.

The most frequently funded training with state and local funds are in the following program areas:

<u>Program Area</u>	<u># of States</u>
2a Multijurisdictional Regional Task Forces .....	28
1a D.A.R.E .....	26
3c Special Narcotics Prosecutor .....	22
7k Undercover Programs .....	23
7m Highway Interdiction .....	23
4b Neighborhood Watch .....	21
7f Preserving the Crime Scene .....	21
7l Surveillance Programs .....	21
3d Drug Identification .....	20
7h Drug Recognition Programs .....	20
18a Domestic/Family Intervention .....	20
18b Law Enforcement's Response to Domestic Violence .....	20

Table III examines formula grant funded training provided via BJA's Edward Byrne Memorial State and Local Law Enforcement Formula Grant Program. States using Formula funds the most are: Michigan (46 areas), Tennessee (42), Delaware (37), Virginia (36), Minnesota (35), and Massachusetts (33). Michigan uses formula funds

in more training areas than the other states. On average, 14.88 areas were formula funded in each state. New Hampshire was the only state that did not use any formula grants for training.

Formula funds are used the most in the following program areas:

<u>Program Area</u>	<u># of States</u>
1a D.A.R.E. . . . .	35
2a Multijurisdictional Regional Task Forces . . . . .	29
2c Special Narcotics Prosecutor . . . . .	23
9b Asset Seizure and Forfeiture . . . . .	18
4e Community-Based Policing . . . . .	17
7k Undercover Programs . . . . .	16
8c Specialized Narcotics Prosecution Unit . . . . .	16
3b Clandestine Laboratories . . . . .	15
21a Street Level Narcotics Enforcement . . . . .	15
3c Marijuana Eradication . . . . .	14
7m Highway Interdiction . . . . .	14
11d Treatment in Correctional Facilities . . . . .	14
19a Evaluation of Formula Funded Programs/Projects . . . . .	14

In Table IV, we see that the states using other federal monies for training in the largest number of areas are: New Mexico (34 areas), Pennsylvania (32), Arizona (29), Tennessee (22), and Delaware (21). New Mexico had the largest number of training areas supported in this manner. On average, states used other federal monies in 6.90 areas. Ten states did not use any other federal funds (CT, DC, IN, MS, MO, NH, NJ, OH, OR, and PR).

States use other federal money for training purposes the most in these program areas:

<u>Program Area</u>	<u># of States</u>
3c Marijuana Eradication .....	19
2a Multijurisdictional Regional Task Forces .....	18
1a D.A.R.E. ....	13
9a Financial Investigations .....	12
1b School Based Programs .....	10
3d Drug Identification .....	10
9b Asset Seizure and Forfeiture .....	10
9c Money Laundering .....	10
2b Organized Crime/Narcotics Program .....	9
7j Targeting Firearm Offenses .....	9

Thirty-six areas received no other federal funding for training programs instate.

Table V shows the States' individual totals for each funding source. It should be kept in mind that areas can receive funding from multiple sources. Therefore, the last column, "Total Number of Areas in State," may be less than the sum of the other three columns.

Table I

## IN-STATE TRAINING BY PROGRAM AREA AND FUNDING SOURCE

BJA PROGRAM AREAS	With State & Local Funds	With Formula Funds	By Other Federal Agencies
1. Drug Abuse Prevention Involving Law Enforcement			
A. DARE	26	35	13
B. School Based Programs	18	11	10
C. Non School Based Programs	15	8	6
D. Other	0	0	0

2. Multijurisdictional Drug Enforcement			
A. Multijurisdictional Regional Task Forces	28	29	18
B. Organized Crime/Narcotics Program	13	10	9
C. Special Narcotics Prosecutor	16	23	5
D. Criminal Intelligence Systems	13	10	6
E. Statewide Confidential Funds Pool	8	9	1
F. Equipment Pool	11	7	1
G. Other	2	1	0

3. Domestic Drug Control			
A. Pharmaceutical Diversion	10	8	5
B. Clandestine Laboratories	17	15	5
C. Marijuana Eradication	22	14	19
D. Drug Identification	20	12	10
E. Other	0	0	0

Table I

## In-State Training by Funding Sources

BJA PROGRAM AREAS	With State & Local Funds	With Formula Funds	By Other Federal Agencies
4. Community Crime Prevention			
A. Crime Prevention Through Environmental Design	13	3	3
B. Neighborhood Watch	21	8	3
C. Drug-Impacted Rural Jurisdictions	2	3	0
D. Preventing Burglary Through Enhanced Household Security	15	2	1
E. Community-based Policing	16	17	4
F. Violence Prevention	13	6	1
G. Community Mobilization	14	10	5
H. Other	3	2	1

5. Stolen Property Programs			
A. Sting	6	2	1
B. Property Crime Program	5	1	0
C. Other	0	0	0

6. Public Corruption / Organized / White Collar Crime			
A. Reducing Drug Corruption Among Public Officials	3	1	2
B. Other	1	0	0

Table I

## In-State Training by Funding Sources

BJA PROGRAM AREAS	With State & Local Funds	With Formula Funds	By Other Federal Agencies
7. Law Enforcement Operations / Enhancement			
A. Single Jurisdiction Drug Enforcement	14	6	3
B. Juvenile Gangs Involvement in Drug Trafficking and Violence	12	11	5
C. Drug-Free Zone Enforcement	13	4	2
D. Integrated Criminal Apprehension Program (ICAP)	5	0	1
E. Arson Prevention and Control	12	0	1
F. Preserving the Crime Scene	21	1	1
G. Preserving Evidence and Computer Records	15	2	2
H. Drug Recognition Programs	20	5	6
I. Drug Dogs / Canine Acquisition and Training / K-9 Unit	19	11	2
J. Targeting Firearm Offenses	7	2	9
K. Undercover Programs	23	16	6
L. Surveillance Programs	21	13	3
M. Highway Interdiction	23	14	5
N. Targeting Violent Criminals	10	9	4
O. Other	0	0	0

Table I

## In-State Training by Funding Sources

BJA PROGRAM AREAS	With State & Local Funds	With Formula Funds	By Other Federal Agencies
8. Criminal Prosecution / Drug Legislation			
A. Career Criminal Prosecution	15	10	7
B. Drug Conspiracy Prosecution	14	13	5
C. Specialized Narcotics Prosecution Unit	16	16	3
D. Model Drug Control Legislation	3	1	1
E. Use of Civil RICO in Drug Enforcement	9	5	7
F. Other	1	1	0

9. Financial Aspects of Drug Control			
A. Financial Investigations	13	13	12
B. Asset Seizure and Forfeiture	16	18	10
C. Money Laundering	7	6	10
D. Other	0	0	0

10. Court-Based Operations			
A. Court Delay Reduction	14	7	0
B. Differentiated Case Management	8	5	0
C. Fast Track Prosecution / Fast Track Defense	7	4	2
D. Drug Courts	5	2	0
E. Court Improvement / Court Management Improvement	11	8	0
F. Court Unification	4	1	0
G. Video Arraignment	4	2	0
H. Dispute Resolution	7	2	0
I. Pretrial Services Delivery	9	4	0
J. Other	1	2	0

Table I

## In-State Training by Funding Sources

BJA PROGRAM AREAS	With State & Local Funds	With Formula Funds	By Other Federal Agencies
11. Adult Detention/ Corrections Programs			
A. Intensive Supervision Probation and Parole	13	9	1
B. Boot Camps	10	3	1
C. Treatment in a Jail Setting	12	9	0
D. Treatment in Correctional Facilities	18	14	1
E. Correctional Facilities Planning and Population Projections	9	4	1
F. Sentencing Strategies Development	9	4	1
G. Other	0	1	0

12. Prison / Jail Industry			
A. Prison Industries	7	0	0
B. Jail Industries	5	1	1
C. Other	1	0	0

13. Drug and Alcohol Treatment Programs			
A. Treatment of Adult Offenders	18	10	3
B. Treatment for Juvenile Offenders	17	8	3
C. Treatment Aftercare Services	14	7	1
D. Other	0	0	0



Table I

## In-State Training by Funding Sources

BJA PROGRAM AREAS	With State & Local Funds	With Formula Funds	By Other Federal Agencies
14. Victim / Witness Programs			
A. One Day - One Trial / Jury Management	1	0	0
B. Systems for Setting Jurors Fees / Compensation	0	0	0
C. Victim / Witness Programs	14	5	5
D. Restitution for Victims	7	3	2
E. Victim Assistance	12	8	4
F. Other	1	1	1

15. Drug Control Technology / Information Systems			
A. Pretrial-Drug Testing	5	4	0
B. Statewide Urinalysis Testing	4	4	0
C. Treatment Alternatives to Street Crimes/ TASC	5	4	1
D. Forensic Laboratory Enhancement	13	13	1
E. Information/Management System for Criminal Justice Agencies	10	11	5
F. Automated Criminal History/Fingerprint ID/CJRI	13	5	2
G. Prosecution Management Support Systems	5	1	0
H. Establishing and Operating Intelligence Systems	11	9	3
I. Other	1	1	0

Table I

## In-State Training by Funding Sources

BJA PROGRAM AREAS	With State & Local Funds	With Formula Funds	By Other Federal Agencies
16. Innovative / Unique Crime Control Programs			
A. Drug/Violent Crime Policy/Planning	4	3	1
B. Violent Fugitives Arrest Squad	4	3	3
C. Unified Court Policy on Drug Evidence and Custody	1	0	0
D. Health Department's Drug Abuse Warning Network	4	2	1
E. Air/Marine Interdiction Program	3	3	5
F. Other	0	1	0

17. Drug Enforcement in Public Housing			
A. Enforcement-Public Housing Developments	9	7	8
B. Tenant/Security Program	7	3	7
C. Other	0	0	0

18. Domestic Violence			
A. Domestic / Family Intervention	20	10	3
B. Law Enforcement's Response to Domestic Violence	20	7	1
C. Child Abuse Prosecution	18	8	4
D. Crimes Against the Elderly	9	2	2
E. Other	1	1	1

19. Drug Control Program Evaluation			
A. Evaluation of any Formula Funded Program / Project	9	14	4
B. Other	1	1	1

Table I

## In-State Training by Funding Sources

BJA PROGRAM AREAS	With State & Local Funds	With Formula Funds	By Other Federal Agencies
20. Correctional Alternatives			
A. House Arrest / Electronic Monitoring	11	7	0
B. Restitution by Juveniles	7	1	2
C. Community Service Labor Program	6	3	0
D. User Accountability Sanctions (Without Incarceration)	7	8	0
E. Other	0	0	0

21. Urban Drug Enforcement			
A. Street-Level Narcotics Enforcement	15	15	5
B. Target Cities	5	7	3
C. Nuisance Abatement Unit	3	2	2
D. Crack Houses	6	6	3
E. Reverse Sting Demand Reduction Enforcement	7	7	2
F. User Focus Enforcement	3	3	1
G. Alien/Ethnic Groups	2	2	3
H. Other	1	2	1

Table II

## IN-STATE TRAINING PROVIDED WITH STATE &amp; LOCAL FUNDS

BJA PROGRAM AREAS	# of States	States/Territories
1. Drug Abuse Prevention Involving Law Enforcement		
A. DARE	26	AL, AS, AZ, CA, CT, DE, FL, GA, HI, KY, ME, MI, MN, MO, NE, NJ, NM, OH, SC, SD, TN, TX, UT, VT, WA, WI
B. School Based Programs	18	AZ, CA, DE, FL, ID, ME, MN, NE, NJ, NV, OH, OK, SD, TN, UT, VA, WA, WI
C. Non School Based Programs	15	AZ, CA, DE, FL, ID, MN, NE, NJ, NY, OH, OK, PA, SD, VA, WI
D. Other	0	[none]

2. Multijurisdictional Drug Enforcement		
A. Multijurisdictional Regional Task Forces	28	AK, AZ, CA, DE, GA, ID, IL, KY, MA, ME, MI, MN, MO, ND, NE, NJ, NM, NV, OK, PA, RI, SD, TN, UT, VA, VT, WA, WI
B. Organized Crime / Narcotics Program	13	AZ, CA, MA, MI, MO, ND, NJ, RI, SD, TN, UT, VA, WI
C. Special Narcotics Prosecutor	16	AZ, CA, DE, GA, ID, IL, MD, MI, MN, RI, SC, SD, TN, UT, VT, WA
D. Criminal Intelligence Systems	13	AZ, CA, MI, NM, OH, RI, SD, TN, UT, VA, VT, WA, WY
E. Statewide Confidential Funds Pool	8	CA, DE, MI, MN, NM, RI, SD, VA
F. Equipment Pool	11	CA, DE, MD, NM, PA, RI, SC, SD, TN, VA, WI
G. Other	2	NJ, WA

Table II

## Training with State and Local Funds

BJA PROGRAM AREAS	# of States	States/Territories
<b>3. Domestic Drug Control</b>		
A. Pharmaceutical Diversion	10	CA, MI, MN, MO, NE, PA, SD, UT, VA, WI
B. Clandestine Laboratories	17	AZ, CA, ID, MI, MN, MO, NC, ND, NE, NJ, NM, OK, TN, UT, VA, WA, WI
C. Marijuana Eradication	22	AL, AZ, CA, GA, HI, ID, IL, MI, MN, NC, ND, NE, NJ, NM, NY, OK, PA, SC, TN, UT, VA, WI
D. Drug Identification	20	AK, AZ, CA, GA, IA, MA, ME, MI, MN, NC, ND, NE, NM, OK, TN, UT, VA, WA, WY
E. Other	0	[none]

<b>4. Community Crime Prevention</b>		
A. Crime Prevention Through Environmental Design	13	CA, FL, IL, MD, ME, MN, ND, PA, RI, SC, UT, VA, WI
B. Neighborhood Watch	21	AL, AS, AZ, CA, FL, GA, IA, ID, MD, MN, ND, NJ, NM, PA, RI, SC, SD, TN, UT, VA, WI
C. Drug-Impacted Rural Jurisdictions	2	AZ, PA
D. Preventing Burglary Through Enhanced Household Security	15	AL, AZ, CA, FL, IA, MD, ME, MN, ND, NJ, PA, SC, UT, VA, WI
E. Community-based Policing	16	AL, AZ, CA, IL, ME, MI, MN, NC, NJ, NM, PA, RI, TN, UT, WA, WI
F. Violence Prevention	13	CA, FL, GA, ME, MI, MN, NC, PA, SC, SD, TN, UT, WI
G. Community Mobilization	14	AZ, CA, FL, HI, MI, MN, NC, NJ, NM, PA, SC, UT, WA, WI
H. Other	3	MA, OH, WI

Table II

Training with State and Local Funds

BJA PROGRAM AREAS	# of States	States/Territories
5. Stolen Property Programs		
A. Sting	6	AZ, CA, GA, NC, RI, TN
B. Property Crime Program	5	CA, GA, MD, NM, UT
C. Other	0	[none]

6. Public Corruption / Organized / White Collar Crime		
A. Reducing Drug Corruption Among Public Officials	3	AZ, CA, WI
B. Other	1	WI

Table II

## Training with State and Local Funds

BJA PROGRAM AREAS	# of States	States/Territories
7. Law Enforcement Operations / Enhancement		
A. Single Jurisdiction Drug Enforcement	14	AZ, FL, GA, LA, MI, MN, MO, NC, PA, RI, SC, UT, VA, WA
B. Juvenile Gangs Involvement in Drug Trafficking and Violence	12	AL, AZ, FL, GA, HI, MN, NE, NJ, NM, PA, UT, WI
C. Drug-Free Zone Enforcement	13	AL, AZ, FL, MA, MI, MN, NC, NJ, PA, SD, TN, UT, VA
D. Integrated Criminal Apprehension Program (ICAP)	5	CA, FL, GA, MO, TN
E. Arson Prevention and Control	12	AL, AZ, FL, GA, MD, MI, MN, NM, PA, VA, WA, WI
F. Preserving the Crime Scene	21	AL, AZ, FL, GA, ID, MD, ME, MI, MN, NC, ND, NE, NM, PA, SC, TN, UT, VA, WA, WI, WY
G. Preserving Evidence and Computer Records	15	AL, AZ, FL, GA, ME, MI, MN, ND, PA, SC, TN, UT, VA, WI, WY
H. Drug Recognition Programs	20	AL, AZ, FL, GA, ID, ME, MI, MN, NC, ND, NE, NJ, NM, PA, SC, TN, UT, VA, WA, WI
I. Drug Dogs / Canine Acquisition and Training / K-9 Unit	19	AL, AZ, CA, GA, ID, KY, MA, MD, ME, MI, MN, NC, PA, RI, SD, TN, UT, VA, VT
J. Targeting Firearm Offenses	7	AL, AZ, NC, TN, UT, VA, WY
K. Undercover Programs	23	AL, AZ, CA, DE, FL, GA, ID, MI, MN, MO, NC, ND, NE, NJ, NM, OH, PA, RI, SC, SD, TN, VA, WI
L. Surveillance Programs	21	AL, AZ, CA, FL, GA, ID, MI, MN, ND, NE, NJ, NM, OH, PA, RI, SC, SD, TN, VA, WA, WI
M. Highway Interdiction	23	AL, AZ, FL, GA, ID, KY, ME, MI, MN, NC, NE, NJ, NM, NY, OK, PA, RI, SC, SD, TN, UT, WA, WI
N. Targeting Violent Criminals	10	AZ, GA, ID, MI, MN, NE, PA, RI, SC, TN
O. Other	0	[none]

BJA PROGRAM AREAS	# of States	States/Territories
8. Criminal Prosecution / Drug Legislation		
A. Career Criminal Prosecution	15	AS, AZ, CA, GA, HI, IA, ID, MD, MI, MN, NC, TN, UT, VA, WI
B. Drug Conspiracy Prosecution	14	AZ, CA, GA, ID, MD, MI, MN, ND, NE, NJ, OH, SD, VA, WI
C. Specialized Narcotics Prosecution Unit	16	AZ, CA, GA, HI, ID, MA, MI, MN, OH, SD, TN, TX, UT, VA, VT, WA
D. Model Drug Control Legislation	3	CA, ID, UT
E. Use of Civil RICO in Drug Enforcement	9	AZ, CA, GA, IA, ID, MI, NE, NM, WA
F. Other	1	OH

9. Financial Aspects of Drug Control		
A. Financial Investigations	13	AZ, CA, GA, ID, MI, MN, NE, NM, OH, RI, TN, VA, WA
B. Asset Seizure and Forfeiture	16	AZ, CA, GA, HI, ID, MI, MN, ND, NJ, NM, OH, SD, TN, UT, VA, WA
C. Money Laundering	7	AZ, CA, ID, MI, NE, OH, WA
D. Other	0	[none]

10. Court-Based Operations		
A. Court Delay Reduction	14	AL, AZ, CA, IA, MA, MI, MN, MO, NC, NJ, OH, TN, UT, WI
B. Differentiated Case Management	8	AL, AZ, CA, IA, MI, MN, UT, VA
C. Fast Track Prosecution / Fast Track Defense	7	AZ, CA, MA, MI, MN, NJ, WI
D. Drug Courts	5	CA, GA, MI, TN, WI
E. Court Improvement / Court Management Improvement	11	AL, AZ, CA, IA, MI, MN, NC, NJ, OH, UT, WI
F. Court Unification	4	AL, CA, MI, UT
G. Video Arraignment	4	CA, MI, UT, WI
H. Dispute Resolution	7	CA, IA, MI, NM, UT, VA, WI
I. Pretrial Services Delivery	9	AZ, CA, IA, MI, MN, OH, UT, VA, WI
J. Other	1	UT



Table II

## Training with State and Local Funds

BJA PROGRAM AREAS	# of States	States/Territories
11. Adult Detention /Corrections Programs		
A. Intensive Supervision Probation and Parole	13	CA, ID, MI, MN, MO, NC, NJ, PA, SC, SD, UT, WA, WI
B. Boot Camps	10	AL, AZ, CA, GA, ID, MA, MI, PA, TN, VA
C. Treatment in a Jail Setting	12	AL, AZ, DE, GA, MA, MI, NC, PA, SC, SD, TN, VA
D. Treatment in Correctional Facilities	18	AL, AZ, DE, GA, IA, ID, MA, MI, MN, MO, NC, PA, SC, SD, TN, UT, VA, WI
E. Correctional Facilities Planning and Population Projections	9	AZ, DE, GA, MN, OH, SC, TN, VA, WI
F. Sentencing Strategies Development	9	AL, AZ, CA, DE, MI, MN, PA, TN, WA
G. Other	0	[none]

12. Prison / Jail Industry		
A. Prison Industries	7	AL, AZ, DE, MN, NM, VA, WA
B. Jail Industries	5	AL, DE, MN, TN, WA,
C. Other	1	AL

13. Drug and Alcohol Treatment Programs		
A. Treatment of Adult Offenders	18	AL, AZ, DE, FL, GA, IA, MA, MI, MN, NC, PA, SC, SD, TN, UT, VA, WA, WI
B. Treatment for Juvenile Offenders	17	AL, AZ, DE, FL, GA, IA, MA, MN, MO, NC, PA, SC, SD, TN, UT, WA, WI
C. Treatment Aftercare Services	14	DE, FL, GA, MA, MI, MN, NC, PA, SC, SD, TN, UT, VA, WI
D. Other	0	[none]

Table II

Training with State and Local Funds

BJA PROGRAM AREAS	# of States	States/Territories
14. Victim / Witness Programs		
A. One Day-One Trial / Jury Management	1	CA
B. Systems for Setting Jurors Fees / Compensation	0	[none]
C. Victim / Witness Programs	14	AL, CA, DE, HI, IA, ID, MN, OH, OK, PA, RI, TN, UT, WI
D. Restitution for Victims	7	AL, CA, ID, MN, PA, TN, UT
E. Victim Assistance	12	CA, DE, HI, IA, ID, MN, OH, RI, TN, TX, UT, WI
F. Other	1	DE

15. Drug Control Technology / Information Systems		
A. Pretrial-Drug Testing	5	AZ, DE, NC, SD, WA
B. Statewide Urinalysis Testing	4	AL, IA, UT, WI
C. Treatment Alternatives to Street Crimes / TALC	5	AZ, CA, DE, NC, WA
D. Forensic Laboratory Enhancement	13	AZ, CA, DE, GA, HI, ID, MA, MI, MN, NM, PA, TN, WI
E. Information / Management System for Criminal Justice Agencies	10	AZ, CA, DE, MI, NM, OH, SC, TN, VA, WA
F. Automated Criminal History / Fingerprint ID / CJRI	13	AZ, CA, DE, GA, MA, MI, MN, NC, OK, UT, VA, WA, WI
G. Prosecution Management Support Systems	5	AZ, CA, DE, NM, VA
H. Establishing and Operating Intelligence Systems	11	AZ, DE, HI, MI, NM, SC, SD, UT, VA, WI, WY
I. Other	1	WA

BJA PROGRAM AREAS	# of States	States/Territories
16. Innovative / Unique Crime Control Programs		
A. Drug / Violent Crime Policy/Planning	4	AZ, DE, GA, MN
B. Violent Fugitives Arrest Squad	4	CA, MA, NM, TN
C. Unified Court Policy on Drug Evidence and Custody	1	CA
D. Health Department's Drug Abuse Warning Network	4	AZ, CA, SD, WA
E. Air / Marine Interdiction Program	3	AZ, CA, SC
F. Other	0	[none]

17. Drug Enforcement in Public Housing		
A. Enforcement-Public Housing Developments	9	AL, AZ, DE, MA, MN, NC, NJ, TN, WI
B. Tenant / Security Program	7	AL, CA, DE, MN, OH, TN, WI
C. Other	0	[none]

18. Domestic Violence		
A. Domestic / Family Intervention	20	AL, AZ, CA, DE, GA, IA, MA, MD, ME, MN, ND, NE, OH, PA, RI, SD, TN, UT, WA, WI
B. Law Enforcement's Response to Domestic Violence	20	AL, AZ, CA, DE, GA, IA, KY, MA, MD, MN, ND, NE, NM, OH, PA, RI, SD, TN, UT, WI
C. Child Abuse Prosecution	18	AL, AZ, CA, DE, GA, IA, ID, MA, MD, MN, ND, NE, NM, OH, TN, UT, WA, WI
D. Crimes Against the Elderly	9	AL, AZ, CA, DE, GA, MD, MN, ND, RI
E. Other	1	WA

Table II

## Training with State and Local Funds

BJA PROGRAM AREAS	# of States	States/Territories
19. Drug Control Program Evaluation		
A. Evaluation of any Formula Funded Program / Project	9	AZ, DE, GA, ID, MN, NM, PA, SD, TN
B. Other	1	DE

20. Correctional Alternatives		
A. House Arrest / Electronic Monitoring	11	AL, CA, DE, GA, MN, NC, NM, RI, TN, VA, WA
B. Restitution by Juveniles	7	AL, CA, DE, MN, RI, TN, WA
C. Community Service Labor Program	6	CA, GA, MN, TN, VA, WA
D. User Accountability Sanctions (Without Incarceration)	7	CA, DE, MN, TN, UT, VA, WA
E. Other	0	[none]

21. Urban Drug Enforcement		
A. Street-Level Narcotics Enforcement	15	CA, DE, GA, MA, MI, MN, ND, NE, NJ, PA, RI, SC, TN, UT, WI
B. Target Cities	5	DE, MI, NJ, TN, VA
C. Nuisance Abatement Unit	3	MI, TN, WA
D. Crack Houses	6	DE, GA, MI, MN, TN, WA
E. Reverse Sting Demand Reduction Enforcement	7	AZ, DE, GA, MA, MI, TN, WA
F. User Focus Enforcement	3	AZ, DE, UT
G. Alien / Ethnic Groups	2	DE, PA
H. Other	1	DE

Table III

## IN-STATE TRAINING PROVIDED WITH FORMULA FUNDS

BJA PROGRAM AREAS	# of States	States/Territories
1. Drug Abuse Prevention Involving Law Enforcement		
A. DARE	35	AL, AS, AZ, CA, CT, DE, GA, HI, ID, IN, KY, LA, MA, MD, ME, MI, MN, MO, MS, NC, NE, NJ, NM, NV, OH, OK, RI, SC, SD, TN, UT, VA, VT, WA, WV
B. School Based Programs	11	DE, ID, ME, MN, NJ, NY, OH, PA, SD, VA, WA
C. Non School Based Programs	8	CA, DE, ME, MN, NJ, OH, SD, VA
D. Other	0	[none]

2. Multijurisdictional Drug Enforcement		
A. Multijurisdictional Regional Task Forces	29	AK, AS, AZ, CA, GA, HI, ID, IL, KY, LA, MA, ME, MI, MN, NC, NE, NJ, NM, NV, PA, RI, SD, TN, TX, UT, VT, WA, WV, WY
B. Organized Crime/Narcotics Program	10	AZ, CA, MA, MI, NJ, NM, RI, SD, TN, UT
C. Special Narcotics Prosecutor	23	AZ, DE, GA, IA, ID, IL, LA, MD, ME, MI, MN, NC, ND, RI, SD, TN, UT, VA, VT, WA, WI, WY
D. Criminal Intelligence Systems	10	AS, CA, MD, MI, OH, RI, SD, TN, UT, WA
E. Statewide Confidential Funds Pool	9	AS, DE, IA, MA, MD, MI, NM, RI, SD
F. Equipment Pool	7	AS, DE, MA, MD, NM, RI, SD
G. Other	2	NJ, WA

Table III

## Training With Formula Funds

BJA PROGRAM AREAS	# of States	States/Territories
3. Domestic Drug Control		
A. Pharmaceutical Diversion	8	CA, IL, MA, MD, MI, MN, OK, SD
B. Clandestine Laboratories	15	AZ, CA, GA, ID, IL, MD, MI, MN, NE, NJ, NV, PA, TN, UT, WY
C. Marijuana Eradication	14	AS, AZ, CA, HI, IL, MA, MD, ME, MI, MN, NJ, NV, WI, WY
D. Drug Identification	12	CA, GA, ID, MD, ME, MI, MN, NE, PA, TN, WA, WY
E. Other	0	[none]

4. Community Crime Prevention		
A. Crime Prevention Through Environmental Design	3	ME, RI, VA
B. Neighborhood Watch	8	AL, AS, FL, ME, MN, NY, RI, VA,
C. Drug-Impacted Rural Jurisdictions	3	CA, MI, MN
D. Preventing Burglary Through Enhanced Household Security	2	ME, VA
E. Community-based Policing	17	CA, DE, ID, IL, MA, ME, MI MN, NC, NJ, NY, OK, OR, PA RI, TN, WA
F. Violence Prevention	6	DC, FL, ME, MI, SD, TN
G. Community Mobilization	10	DE, FL, HI, MA, MI, MN, NJ, NM, NY, UT
H. Other	2	MA, OH

5. Stolen Property Programs		
A. Sting	2	RI, TN
B. Property Crime Program	1	ME
C. Other	0	[none]

BJA PROGRAM AREAS	# of States	States/Territories
6. Public Corruption / Organized / White Collar Crime		
A. Reducing Drug Corruption Among Public Officials	1	PR
B. Other	0	[none]

7. Law Enforcement Operations / Enhancement		
A. Single Jurisdiction Drug Enforcement	6	MD, MI, NY, RI, SC, VA
B. Juvenile Gangs Involvement in Drug Trafficking and Violence	11	AZ, HI, IL, MA, MN, NE, NJ, NM, RI, UT, VA
C. Drug-Free Zone Enforcement	4	MA, MI, NJ, NY
D. Integrated Criminal Apprehension Program (ICAP)	0	[none]
E. Arson Prevention and Control	0	[none]
F. Preserving the Crime Scene	1	UT
G. Preserving Evidence and Computer Records	2	MD, SC
H. Drug Recognition Programs	5	ME, NJ, NY, PA, SC
I. Drug Dogs / Canine Acquisition and Training / K-9 Unit	11	AZ, CA, LA, MA, NM, NY, RI, SD, TN, VT, WY
J. Targeting Firearm Offenses	2	RI, WY
K. Undercover Programs	16	AL, AZ, CA, DE, FL, GA, ID, MI, MN, MO, NC, ND, NE, NM, OH, PA, RI, SC, SD, TN, VA, WI
L. Surveillance Programs	13	AZ, IL, MD, MI, NE, NJ, NY, OH, RI, SC, SD, TN, WA
M. Highway Interdiction	14	AL, CA, KY, LA, MA, MD, ME, MI, NJ, RI, SC, SD, VA, WY
N. Targeting Violent Criminals	9	AS, CA, MA, MD, NE, RI, SC, TN, VA
O. Other	0	[none]

BJA PROGRAM AREAS	# of States	States/Territories
<b>8. Criminal Prosecution / Drug Legislation</b>		
A. Career Criminal Prosecution	10	AS, AZ, GA, IA, LA, MI, NM NY, TN, VA
B. Drug Conspiracy Prosecution	13	AZ, GA, ID, MI, MN, NC, NE, NJ, OH, SD, UT, VA, WY
C. Specialized Narcotics Prosecution Unit	16	AZ, GA, IA, KY, MA, MD, MN, OH, RI, SD, TN, VA, VT, WA, WI
D. Model Drug Control Legislation	1	UT
E. Use of Civil RICO in Drug Enforcement	5	AZ, GA, IA, ID, MI
F. Other	1	OH

<b>9. Financial Aspects of Drug Control</b>		
A. Financial Investigations	13	AS, AZ, ID, MD, MI, MN, NC, NV, OH, RI, TN, VA, WA
B. Asset Seizure and Forfeiture	18	AZ, GA, ID, IL, LA, MD, MI, MN, NJ, OH, PR, SD, TN, UT, VA, WA, WI, WY
C. Money Laundering	6	AZ, ID, MD, OH, PR, WY
D. Other	0	[none]

<b>10. Court-Based Operations</b>		
A. Court Delay Reduction	7	IA, MA, MI, MN, OH, RI, TN
B. Differentiated Case Management	5	IA, MI, MN, RI, VA
C. Fast Track Prosecution / Fast Track Defense	4	MA, MI, MN, NY
D. Drug Courts	2	MI, TN
E. Court Improvement / Court Management Improvement	8	AL, IA, MA, MI, MN, OH, RI, WI
F. Court Unification	1	MI
G. Video Arraignment	2	DE, MI
H. Dispute Resolution	2	MI, VA
I. Pretrial Services Delivery	4	MI, MN, OH, VA
J. Other	2	DE, NJ



BJA PROGRAM AREAS	# of States	States/Territories
11. Adult Detention /Corrections Programs		
A. Intensive Supervision Probation and Parole	9	CT, IA, ID, MN, MS, NY, RI, SC, SD
B. Boot Camps	3	GA, OK, TN
C. Treatment in a Jail Setting	9	DE, MA, MI, NJ, NY, RI, SD, TN, VA
D. Treatment in Correctional Facilities	14	DE, GA, IA, ID, MA, MI, MN, NJ, NV, NY, RI, SD, TN, VA
E. Correctional Facilities Planning and Population Projections	4	DE, OH, SC, VA
F. Sentencing Strategies Development	4	DE, MI, PA, RI
G. Other	1	NJ

12. Prison / Jail Industry		
A. Prison Industries	0	[none]
B. Jail Industries	1	TN
C. Other	0	[none]

13. Drug and Alcohol Treatment Programs		
A. Treatment of Adult Offenders	10	GA, IA, MA, MI, MN, MS, NY, RI, SD, TN
B. Treatment for Juvenile Offenders	8	GA, IA, NV, RI, SD, TN, UT, VA
C. Treatment Aftercare Services	7	GA, MI, NY, RI, SD, TN, VA
D. Other	0	[none]

BJA PROGRAM AREAS	# of States	States/Territories
14. Victim / Witness Programs		
A. One Day-One Trial / Jury Management	0	[none]
B. Systems for Setting Jurors Fees / Compensation	0	[none]
C. Victim / Witness Programs	5	AS, DE, ND, OH, VA
D. Restitution for Victims	3	AL, UT, VA
E. Victim Assistance	8	AS, DE, ND, NY, OH, PA, TX, VA
F. Other	1	DE

15. Drug Control Technology / Information Systems		
A. Pretrial-Drug Testing	4	AL, DE, NV, SD
B. Statewide Urinalysis Testing	4	AL, HI, NV, NY
C. Treatment Alternatives to Street Crimes / TASC	4	AL, DE, NY, RI
D. Forensic Laboratory Enhancement	13	AS, DE, GA, HI, MA, MI, MN, NY, OK, PA, RI, TN, WI
E. Information / Management System for Criminal Justice Agencies	11	AL, AS, DE, MA, MI, NC, NV, OH, OK, SC, TN
F. Automated Criminal History / Fingerprint ID / CJRI	5	AL, GA, MA, TX, UT
G. Prosecution Management Support Systems	1	PA
H. Establishing and Operating Intelligence Systems	9	CA, DE, HI, MA, MI, NM, SC, SD, UT
I. Other	1	WA

BJA PROGRAM AREAS	# of States	States/Territories
16. Innovative / Unique Crime Control Programs		
A. Drug / Violent Crime Policy/Planning	3	GA, MN, NV
B. Violent Fugitives Arrest Squad	3	GA, MA, TN
C. Unified Court Policy on Drug Evidence and Custody	0	[none]
D. Health Department's Drug Abuse Warning Network	2	IA, SD
E. Air / Marine Interdiction Program	3	MA, MD, SC
F. Other	1	NV

17. Drug Enforcement in Public Housing		
A. Enforcement-Public Housing Developments	7	DE, MA, NJ, NY, TN, VA, WI
B. Tenant / Security Program	3	OH, VA, WI
C. Other	0	[none]

18. Domestic Violence		
A. Domestic / Family Intervention	10	DE, HI, IA, IL, ME, ND, OH, SD, VA, WV
B. Law Enforcement's Response to Domestic Violence	7	DE, HI, ND, OH, SD, TN, VA
C. Child Abuse Prosecution	8	AL, DE, OH, OK, PA, PR, TN, UT
D. Crimes Against the Elderly	2	DE, MN
E. Other	1	WA

Table III

## Training With Formula Funds

19. Drug Control Program Evaluation		
A. Evaluation of any Formula Funded Program / Project	14	AS, AZ, CA, DE, GA, HI, ID, MN, NM, OK, PA, SD, TN, WA
B. Other	1	DE

BJA PROGRAM AREAS	# of States	States/Territories
20. Correctional Alternatives		
A. House Arrest / Electronic Monitoring	7	AL, AZ, IA, MN, PA, TN, VA
B. Restitution by Juveniles	1	AL
C. Community Service Labor Program	3	AZ, MN, TN
D. User Accountability Sanctions (Without Incarceration)	8	AZ, DE, MN, PA, PR, TN, UT, VA
E. Other	0	[none]

21. Urban Drug Enforcement		
A. Street-Level Narcotics Enforcement	15	AZ, DE, GA, MA, MD, MI, MS, NE, NJ, SC, TN, TX, WA
B. Target Cities	7	DE, MA, MI, NJ, TN, VA, WA
C. Nuisance Abatement Unit	2	MI, TN
D. Crack Houses	6	DE, GA, MD, MI, MN, TN
E. Reverse Sting Demand Reduction Enforcement	7	AZ, DE, GA, MA, MD, MI, TN
F. User Focus Enforcement	3	DE, MA, UT
G. Alien / Ethnic Groups	2	MD, WA
H. Other	2	DE, NV

Table IV

## IN-STATE TRAINING PROVIDED BY OTHER FEDERAL AGENCIES

BJA PROGRAM AREAS	# of States	States/Territories
1. Drug Abuse Prevention Involving Law Enforcement		
A. DARE	13	AL, AS, AZ, DE, IA, IL, KY, MA, NC, PA, RI, SD, WA
B. School Based Programs	10	CA, DE, ME, ND, NV, RI, SD, TN, WA, WV
C. Non School Based Programs	6	CA, DE, NY, RI, SD, WV
D. Other	0	[none]

2. Multijurisdictional Drug Enforcement		
A. Multijurisdictional Regional Task Forces	18	AK, AL, AS, AZ, FL, GA, KY, MA, ME, MI, ND, NM, SC, UT, VT, WA
B. Organized Crime/Narcotics Program	9	AZ, MA, MD, ME, NC, NM, PA, SC, UT
C. Special Narcotics Prosecutor	5	AS, AZ, MI, WA, WI
D. Criminal Intelligence Systems	6	AS, AZ, MI, NM, WA, WI
E. Statewide Confidential Funds Pool	1	MI
F. Equipment Pool	1	MA
G. Other	1	WA

3. Domestic Drug Control		
A. Pharmaceutical Diversion	5	CA, FL, NM, PA, WA
B. Clandestine Laboratories	5	AZ, MD, NM, PA, TN
C. Marijuana Eradication	19	AL, AZ, CA, FL, GA, HI, MD, ME, MI, ND, NM, RI, SD, TN, UT, WA, WY, SC, ID
D. Drug Identification	10	CA, GA, MD, ME, MI, PA, SC, UT
E. Other	0	[none]

Table IV

## In-State Training by Other Federal Agencies

BJA PROGRAM AREAS	# of States	States/Territories
4. Community Crime Prevention		
A. Crime Prevention Through Environmental Design	3	PA, TN, VA
B. Neighborhood Watch	3	AS, PA, VA
C. Drug-Impacted Rural Jurisdictions	0	[none]
D. Preventing Burglary Through Enhanced Household Security	1	VA
E. Community-based Policing	4	AZ, DE, PA, TN
F. Violence Prevention	1	PA
G. Community Mobilization	5	AZ, DE, NM, PA, TN
H. Other	1	MA

5. Stolen Property Programs		
A. Sting	1	NM
B. Property Crime Program	0	[none]
C. Other	0	[none]

6. Public Corruption / Organized / White Collar Crime		
A. Reducing Drug Corruption Among Public Officials	2	NM, SC
B. Other	0	[none]

Table IV

## In-State Training by Other Federal Agencies

BJA PROGRAM AREAS	# of States	States/Territories
7. Law Enforcement Operations / Enhancement		
A. Single Jurisdiction Drug Enforcement	3	LA, MI, NV
B. Juvenile Gangs Involvement in Drug Trafficking and Violence	5	AZ, MI, MN, NM, NV
C. Drug-Free Zone Enforcement	2	AZ, TN
D. Integrated Criminal Apprehension Program (ICAP)	1	PA
E. Arson Prevention and Control	1	ND
F. Preserving the Crime Scene	1	ME
G. Preserving Evidence and Computer Records	2	ME, PA
H. Drug Recognition Programs	6	MD, ME, NE, NM, PA, TN
I. Drug Dogs / Canine Acquisition and Training / K-9 Unit	2	AS, AZ
J. Targeting Firearm Offenses	9	AZ, GA, ID, MD, NC, ND, SC, UT, WY
K. Undercover Programs	6	AS, AZ, DE, MI, NM, WI
L. Surveillance Programs	3	AZ, MI, NM
M. Highway Interdiction	5	AZ, ID, ME, NM, TN
N. Targeting Violent Criminals	4	AZ, MN, PA, TN
O. Other	0	[none]

8. Criminal Prosecution/Drug Legislation		
A. Career Criminal Prosecution	7	AZ, MI, NC, NV, PA, SC, WA
B. Drug Conspiracy Prosecution	5	AZ, MI, ND, NM, PA
C. Specialized Narcotics Prosecution Unit	3	AZ, MI, UT
D. Model Drug Control Legislation	1	UT
E. Use of Civil RICO in Drug Enforcement	7	AZ, GA, ME, NE, NM, PA, SC
F. Other	0	[none]

Table IV

## In-State Training by Other Federal Agencies

BJA PROGRAM AREAS	# of States	States/Territories
9. Financial Aspects of Drug Control		
A. Financial Investigations	12	AL, AS, AZ, GA, MI, ND, NE, NM, NV, PA, SC, VA
B. Asset Seizure and Forfeiture	10	AL, AZ, GA, MI, NC, ND, NM, PA, SC, WI
C. Money Laundering	10	AL, AZ, GA, MI, NC, ND, NE, NM, PA, SC
D. Other	0	[none]

10. Court-Based Operations		
A. Court Delay Reduction	0	[none]
B. Differentiated Case Management	0	[none]
C. Fast Track Prosecution / Fast Track Defense	2	PA, SC
D. Drug Courts	0	[none]
E. Court Improvement / Court Management Improvement	0	[none]
F. Court Unification	0	[none]
G. Video Arraignment	0	[none]
H. Dispute Resolution	0	[none]
I. Pretrial Services Delivery	0	[none]
J. Other	0	[none]



Table IV

## In-State Training by Other Federal Agencies

BJA PROGRAM AREAS	# of States	States/Territories
11. Adult Detention/ Corrections Programs		
A. Intensive Supervision Probation and Parole	1	VA
B. Boot Camps	1	ID
C. Treatment in a Jail Setting	0	[none]
D. Treatment in Correctional Facilities	1	VA
E. Correctional Facilities Planning and Population Projections	1	DE
F. Sentencing Strategies Development	1	DE
G. Other	0	[none]

12. Prison / Jail Industry		
A. Prison Industries	0	[none]
B. Jail Industries	1	AS
C. Other	0	[none]

13. Drug and Alcohol Treatment Programs		
A. Treatment of Adult Offenders	3	AL, IL, NM
B. Treatment for Juvenile Offenders	3	AL, MN, NM
C. Treatment Aftercare Services	1	NM
D. Other	0	[none]

BJA PROGRAM AREAS	# of States	States/Territories
14. Victim / Witness Programs		
A. One Day-One Trial / Jury Management	0	[none]
B. Systems for Setting Jurors Fees / Compensation	0	[none]
C. Victim / Witness Programs	5	AL, DE, GA, NM, TN
D. Restitution for Victims	2	NM, UT
E. Victim Assistance	4	DE, GA, NM, TN
F. Other	1	DE

15. Drug Control Technology / Information Systems		
A. Pretrial-Drug Testing	0	[none]
B. Statewide Urinalysis Testing	0	[none]
C. Treatment Alternatives to Street Crimes / TASC	1	DE
D. Forensic Laboratory Enhancement	1	AS
E. Information / Management System for Criminal Justice Agencies	5	AS, DE, MI, NM, WY
F. Automated Criminal History / Fingerprint ID / CJRI	2	ID, WY
G. Prosecution Management Support Systems	0	[none]
H. Establishing and Operating Intelligence Systems	3	AZ, CA, NM
I. Other	0	[none]

Table IV

## In-State Training by Other Federal Agencies

BJA PROGRAM AREAS	# of States	States/Territories
16. Innovative / Unique Crime Control Programs		
A. Drug / Violent Crime Policy/Planning	1	NM
B. Violent Fugitives Arrest Squad	3	CA, PA, TN
C. Unified Court Policy on Drug Evidence and Custody	0	[none]
D. Health Department's Drug Abuse Warning Network	2	AZ, CA
E. Air / Marine Interdiction Program	5	AZ, CA, NM, SC, TN
F. Other	0	[none]

17. Drug Enforcement in Public Housing		
A. Enforcement-Public Housing Developments	8	AL, DE, IL, MD, NE, PA, TN, VA
B. Tenant / Security Program	7	AL, DE, IL, NE, PA, TN, VA
C. Other	0	[none]

18. Domestic Violence		
A. Domestic / Family Intervention	3	AL, DE, TN
B. Law Enforcement's Response to Domestic Violence	1	TX
C. Child Abuse Prosecution	4	AL, CA, TN, VA
D. Crimes Against the Elderly	2	AL, TX
E. Other	1	VT

19. Drug Control Program Evaluation		
A. Evaluation of any Formula Funded Program / Project	4	AL, DE, NM, OK
B. Other	1	DE

Table IV

## In-State Training by Other Federal Agencies

BJA PROGRAM AREAS	# of States	States/Territories
20. Correctional Alternatives		
A. House Arrest / Electronic Monitoring	0	[none]
B. Restitution by Juveniles	2	AL, TN
C. Community Service Labor Program	0	[none]
D. User Accountability Sanctions (Without Incarceration)	0	[none]
E. Other	0	[none]

21. Urban Drug Enforcement		
A. Street-Level Narcotics Enforcement	5	AZ, DE, NM, PA, TN
B. Target Cities	3	DE, PA, TN
C. Nuisance Abatement Unit	2	NM, PA
D. Crack Houses	3	NM, PA, TN
E. Reverse Sting Demand Reduction Enforcement	2	AZ, PA
F. User Focus Enforcement	1	PA
G. Alien / Ethnic Groups	3	GA, MD, PA
H. Other	1	DE

Table V

## NUMBER OF AREAS WHERE TRAINING IS FUNDED BY SOURCE AND STATE

STATE	State/Local Funds	Formula Funds	Other Federal Agencies	Total Number of Areas in State
AL	40	13	16	49
AK	2	1	1	2
AS	3	16	11	19
AZ	68	23	29	72
CA	69	16	10	74
CT	1	2	0	2
DE	46	37	21	50
DC	0	1	0	1
FL	22	3	3	25
GA	48	23	11	55
HI	11	11	2	16
ID	31	15	5	36
IL	5	11	4	16
IN	0	1	0	1
IA	19	15	1	26
KY	5	4	2	6
LA	1	8	1	9
ME	14	16	10	21
MD	15	24	8	41
MA	24	33	5	40
MI	56	46	17	58
MN	66	35	3	67
MS	0	4	0	4
MO	12	1	0	12
NE	23	10	6	25
NV	2	13	5	17
NH	0	0	0	0
NJ	27	25	0	31
NM	33	12	34	52
NY	3	22	1	25
NC	29	7	7	38
ND	20	5	9	28
OH	24	24	0	24
OK	9	8	1	17
OR	0	1	0	1
PA	40	15	32	67
PR	0	5	0	5
RI	25	33	4	44
SC	29	14	13	39
SD	32	30	4	33
TN	61	42	22	64
TX	3	4	2	8
UT	55	19	8	56
VT	6	5	2	7
VA	47	36	9	63
WA	43	18	9	50
WV	0	3	2	5
WI	53	8	4	57
WY	6	11	4	17

## Section II Findings: Operational Programs Receiving Formula Grant Funding

The subject of Section II of the survey is operational programs receiving formula grant funding through BJA's Edward Byrne Memorial State and Local Law Enforcement Formula Grant Program. Table VI shows how many states presently provide and anticipate providing funds for operational programs in each of 21 Program Areas.

The largest concentrations of formula funds to operational programs, according to Table VII, are in the following areas:

<u>Program Area</u>	<u># of States</u>
2a Multijurisdictional Regional Task Forces .....	43
1a D.A.R.E. ....	40
8c Specialized Narcotics Prosecution Unit .....	30
11d Treatment in Correctional Facilities .....	34
15d Forensic Laboratory Enhancement .....	34
13a Drug/Alcohol Treatment of Adult Offenders .....	33
2c Special Narcotics Prosecutor .....	33
15e Information Management System for Criminal Justice Agencies .....	29
21a Street-Level Narcotics Enforcement .....	28

Operational programs receive formula grant funding in the greatest number of areas in Ohio (53), Michigan (49), South Carolina (46), Wisconsin (44), North Carolina (43), Virginia (42), and Florida (41). On average, 26.08 project areas currently receive formula grant funding for operational programs per state. The smallest number of project areas being formula funded by any state was five.

To see which states anticipate funding previously non-funded project areas see Table VIII. The most frequently identified project areas for which states anticipate providing formula grants funding are:

---

<u>Program Area</u>	<u># of States</u>
16a Drug/Violent Crime Policy Planning .....	6
4f Violence Prevention .....	5
15h Establishing and Operating Intelligence Systems .....	5
18b Law Enforcement's Response to Domestic Violence .....	5
18d Crimes Against the Elderly .....	5
7n Targeting Violent Criminals .....	4
15f Automated Criminal History/Fingerprint ID/CJRI .....	4
18c Child Abuse Prosecution .....	4
19a Evaluation of Formula Funded Program/Project .....	4

The greatest anticipation of formula grants for new operational areas is in the following states: Kentucky (21 areas), North Carolina (13), New Mexico (10), Alabama (9), Pennsylvania (8), and Washington (8). The average number of anticipated (new) project areas per state is 2.63. Twenty states do not plan to expand into new operational areas.

As you can see by comparing the figures in Table IX, many more project areas are currently receiving formula funds than new areas anticipating such funding in the future. As revealed above, Kentucky is the most ambitious state in its plans to expand.

**Table VI**

**CURRENT AND ANTICIPATED FORMULA GRANT FUNDING  
FOR OPERATIONAL PROGRAMS**

<b>BJA PROGRAM AREAS</b>	<b>Currently</b>	<b>Anticipated</b>
<b>1. Drug Abuse Prevention Involving Law Enforcement</b>		
A. DARE	40	0
B. School Based Programs	12	0
C. Non School Based Programs	11	0
D. Other	0	0

<b>2. Multijurisdictional Drug Enforcement</b>		
A. Multijurisdictional Regional Task Forces	43	0
B. Organized Crime / Narcotics Program	16	1
C. Special Narcotics Prosecutor	33	0
D. Criminal Intelligence Systems	22	2
E. Statewide Confidential Funds Pool	11	0
F. Equipment Pool	15	0
G. Other	2	0

<b>3. Domestic Drug Control</b>		
A. Pharmaceutical Diversion	14	1
B. Clandestine Laboratories	15	0
C. Marijuana Eradication	20	0
D. Drug Identification	11	0
E. Other	0	0



BJA PROGRAM AREAS	Currently	Anticipated
4. Community Crime Prevention		
A. Crime Prevention Through Environmental Design	7	2
B. Neighborhood Watch	17	1
C. Drug-Impacted Rural Jurisdictions	4	2
D. Preventing Burglary Through Enhanced Household Security	8	1
E. Community-based Policing	23	2
F. Violence Prevention	10	5
G. Community Mobilization	14	1
H. Other	3	0

5. Stolen Property Programs		
A. Sting	4	0
B. Property Crime Program	3	0
C. Other	0	0

6. Public Corruption / Organized / White Collar Crime		
A. Reducing Drug Corruption Among Public Officials	3	2
B. Other	1	0

BJA PROGRAM AREAS	Currently	Anticipated
7. Law Enforcement Operations / Enhancement		
A. Single Jurisdiction Drug Enforcement	16	1
B. Juvenile Gangs Involvement in Drug Trafficking and Violence	18	3
C. Drug-Free Zone Enforcement	7	2
D. Integrated Criminal Apprehension Program (ICAP)	5	1
E. Arson Prevention and Control	1	0
F. Preserving the Crime Scene	4	0
G. Preserving Evidence and Computer Records	3	0
H. Drug Recognition Programs	8	0
I. Drug Dogs / Canine Acquisition and Training / K-9 Unit	17	1
J. Targeting Firearm Offenses	3	2
K. Undercover Programs	22	0
L. Surveillance Programs	18	1
M. Highway Interdiction	19	1
N. Targeting Violent Criminals	13	4
O. Other	0	0

8. Criminal Prosecution / Drug Legislation		
A. Career Criminal Prosecution	19	2
B. Drug Conspiracy Prosecution	16	1
C. Specialized Narcotics Prosecution Unit	30	2
D. Model Drug Control Legislation	1	1
E. Use of Civil RICO in Drug Enforcement	8	1
F. Other	0	0

BJA PROGRAM AREAS	Currently	Anticipated
9. Financial Aspects of Drug Control		
A. Financial Investigations	22	2
B. Asset Seizure and Forfeiture	24	2
C. Money Laundering	11	1
D. Other	0	0

10. Court-Based Operations		
A. Court Delay Reduction	17	1
B. Differentiated Case Management	6	0
C. Fast Track Prosecution / Fast Track Defense	11	0
D. Drug Courts	9	1
E. Court Improvement / Court Management Improvement	13	0
F. Court Unification	2	0
G. Video Arraignment	5	1
H. Dispute Resolution	3	2
I. Pretrial Services Delivery	7	1
J. Other	0	0

11. Adult Detention/ Corrections Programs		
A. Intensive Supervision Probation and Parole	23	1
B. Boot Camps	7	3
C. Treatment in a Jail Setting	21	3
D. Treatment in Correctional Facilities	34	2
E. Correctional Facilities Planning and Population Projections	7	1
F. Sentencing Strategies Development	3	2
G. Other	1	0

BJA PROGRAM AREAS	Currently	Anticipated
12. Prison / Jail Industry		
A. Prison Industries	3	0
B. Jail Industries	2	0
C. Other	1	0

13. Drug and Alcohol Treatment Programs		
A. Treatment of Adult Offenders	33	0
B. Treatment for Juvenile Offenders	24	3
C. Treatment Aftercare Services	16	2
D. Other	0	0

14. Victim / Witness Programs		
A. One Day-One Trial / Jury Management	0	0
B. Systems for Setting Jurors Fees / Compensation	0	0
C. Victim / Witness Programs	12	0
D. Restitution for Victims	4	0
E. Victim Assistance	8	1
F. Other	1	1

BJA PROGRAM AREAS	Currently	Anticipated
15. Drug Control Technology / Information Systems		
A. Pretrial-Drug Testing	13	0
B. Statewide Urinalysis Testing	6	1
C. Treatment Alternatives to Street Crimes / TASC	18	1
D. Forensic Laboratory Enhancement	34	1
E. Information / Management System for Criminal Justice Agencies	29	1
F. Automated Criminal History / Fingerprint ID / CJRI	25	4
G. Prosecution Management Support Systems	6	1
H. Establishing and Operating Intelligence Systems	13	5
I. Other	1	0

16. Innovative / Unique Crime Control Programs		
A. Drug / Violent Crime Policy / Planning	5	6
B. Violent Fugitives Arrest Squad	4	3
C. Unified Court Policy on Drug Evidence and Custody	0	0
D. Health Department's Drug Abuse Warning Network	2	1
E. Air / Marine Interdiction Program	4	1
F. Other	2	0

BJA PROGRAM AREAS	Currently	Anticipated
17. Drug Enforcement in Public Housing		
A. Enforcement-Public Housing Developments	13	2
B. Tenant / Security Program	5	1
C. Other	0	0

18. Domestic Violence		
A. Domestic / Family Intervention	18	2
B. Law Enforcement's Response to Domestic Violence	10	5
C. Child Abuse Prosecution	8	4
D. Crimes Against the Elderly	4	5
E. Other	3	0

19. Drug Control Program Evaluation		
A. Evaluation of any Formula Funded Program / Project	25	4
B. Other	2	0

20. Correctional Alternatives		
A. House Arrest / Electronic Monitoring	20	3
B. Restitution by Juveniles	5	1
C. Community Service Labor Program	6	1
D. User Accountability Sanctions (Without Incarceration)	10	0
E. Other	1	0

BJA PROGRAM AREAS	Currently	Anticipated
21. Urban Drug Enforcement		
A. Street-Level Narcotics Enforcement	28	0
B. Target Cities	7	0
C. Nuisance Abatement Unit	5	0
D. Crack Houses	7	0
E. Reverse Sting Demand Reduction Enforcement	8	1
F. User Focus Enforcement	5	1
G. Alien / Ethnic Groups	2	1
H. Other	3	0

**Table VII**

**OPERATIONAL PROGRAMS CURRENTLY  
RECEIVING FORMULA GRANT FUNDING  
BY STATE**

BJA PROGRAM AREAS	# of States	States/Territories
1. Drug Abuse Prevention Involving Law Enforcement		
A. DARE	40	AK, AL, AS, AZ, CT, DE, FL, GA, HI, IA, ID, IN, KY, LA, MA, MD, ME, MI, MO, MS, NC, ND, NE, NH, NJ, NM, NV, OK, PA, RI, SC, SD, TN, TX, UT, VA, VT, WA, WI, WV
B. School Based Programs	12	DE, FL, MD, ME, NC, NJ, NY, OH, PA, VA, WA, WI
C. Non School Based Programs	11	DE, FL, ID, ME, NC, NY, OH, PA, SD, VA, WI
D. Other	0	[none]



Table VII

## Currently Funded Operational Programs

BJA PROGRAM AREAS	# of States	States/Territories
<b>2. Multijurisdictional Drug Enforcement</b>		
A. Multijurisdictional Regional Task Forces	43	AK, AL, AS, AZ, CA, CT, FL, GA, HI, IA, ID, IL, IN, KY, LA, MA, MD, ME, MI, MN, MO, MS, NC, ND, NE, NH, NJ, NM, NV, OH, OR, PA, RI, SC, SD, TN, TX, UT, VT, WA, WI, WV, WY
B. Organized Crime/Narcotics Program	16	AZ, CA, CT, FL, MA, ME, MI, MO, NC, NJ, NM, RI, SD, TN, UT, WV
C. Special Narcotics Prosecutor	33	AK, AZ, CA, CT, DE, FL, GA, IA, IL, KY, LA, MA, MD, ME, MI, MN, MO, NC, ND, NH, OH, PA, RI, SC, SD, TN, UT, VA, VT, WA, WI, WV, WY
D. Criminal Intelligence Systems	22	AL, AS, CA, CT, FL, GA, IA, KY, LA, MA, MD, MI, OH, RI, SC, SD, TN, UT, VA, VT, WA, WI
E. Statewide Confidential Funds Pool	11	AK, AS, DE, IA, MA, MD, ME, MI, RI, SD, VT
F. Equipment Pool	15	AK, AS, DE, GA, IA, MA, MD, MI, NJ, RI, SC, SD, TN, VA, WI
G. Other	2	NJ, WA

<b>3. Domestic Drug Control</b>		
A. Pharmaceutical Diversion	14	HI, IA, IL, MD, ME, MI, MN, NC, NE, NM, OH, OK, SC, WI
B. Clandestine Laboratories	15	CA, HI, IA, ID, IL, KY, ME, MN, NE, NJ, NV, PA, TN, UT, WI
C. Marijuana Eradication	20	AK, AL, AS, CA, GA, HI, IA, KY, ME, MI, MN, MO, NC, NE, NJ, NV, NY, PA, SC, WY
D. Drug Identification	11	CA, GA, ID, ME, MN, NC, NE, OH, TN, TX, WY
E. Other	0	[none]

Table VII

## Currently Funded Operational Programs

BJA PROGRAM AREAS	# of States	States/Territories
4. Community Crime Prevention		
A. Crime Prevention Through Environmental Design	7	FL, ME, MI, OH, RI, VA, WI
B. Neighborhood Watch	17	AL, AS, FL, IN, ME, MI, MN, MS, ND, NM, NY, OH, PA, SD, VA, WI, WV
C. Drug-Impacted Rural Jurisdictions	4	MI, MN, OH, SC
D. Preventing Burglary Through Enhanced Household Security	8	AL, FL, HI, MI, OH, SC, VA, WI
E. Community-based Policing	23	AL, DE, ID, IL, KY, MA, MD, ME, MI, MN, MO, NC, NJ, NM, NY, OH, OK, OR, PA, RI, SC, TN, WA
F. Violence Prevention	10	DC, FL, ME, MI, NC, OH, OR, SC, SD, WA
G. Community Mobilization	14	DC, DE, FL, HI, MI, MN, NC, NJ, NM, NY, OH, OR, PA, UT
H. Other	3	MA, OH, WI

5. Stolen Property Programs		
A. Sting	4	LA, NC, RI, TN
B. Property Crime Program	3	CT, LA, ME
C. Other	0	[none]

6. Public Corruption / Organized / White Collar Crime		
A. Reducing Drug Corruption Among Public Officials	3	PR, SC, WI
B. Other	1	WI

Table VII

## Currently Funded Operational Programs

BJA PROGRAM AREAS	# of States	States/Territories
7. Law Enforcement Operations / Enhancement		
A. Single Jurisdiction Drug Enforcement	16	AK, FL, IA, IN, MD, MI, MO, NC, ND, NV, NY, PA, RI, SC, VA, WV
B. Juvenile Gangs Involvement in Drug Trafficking and Violence	18	AL, AZ, CA, HI, IL, MA, MD, MN, NE, NJ, NM, NV, OH, OR, RI, SC, UT, VA
C. Drug-Free Zone Enforcement	7	AL, MA, MI, NJ, NY, SD, WY
D. Integrated Criminal Apprehension Program (ICAP)	5	MO, NC, NM, WV, WY
E. Arson Prevention and Control	1	WI
F. Preserving the Crime Scene	4	ME, NE, UT, WI
G. Preserving Evidence and Computer Records	3	DC, MD, SC
H. Drug Recognition Programs	8	AK, ID, MD, ME, NE, NJ, NY, SC
I. Drug Dogs / Canine Acquisition and Training / K-9 Unit	17	AS, AZ, CA, FL, LA, MA, MD, ME, NM, NY, RI, SC, SD, TN, VT, WV, WY
J. Targeting Firearm Offenses	3	NC, RI, WY
K. Undercover Programs	22	AS, AZ, DE, FL, ID, IL, LA, MD, MI, MO, NE, NJ, NM, NY, OH, PA, RI, SC, SD, TN, WI, WY
L. Surveillance Programs	18	AZ, CA, FL, ID, IL, MD, MI, NE, NJ, NY, OH, RI, SC, SD, VA, WA, WI, WY
M. Highway Interdiction	19	AL, CA, FL, ID, KY, LA, MA, ME, MI, NE, NJ, NY, PA, RI, SC, SD, VA, WI, WY
N. Targeting Violent Criminals	13	AS, CA, IL, MA, MD, NC, NE, RI, SC, TN, UT, VA, WY
O. Other	0	[none]

Table VII

## Currently Funded Operational Programs

BJA PROGRAM AREAS	# of States	States/Territories
8. Criminal Prosecution / Drug Legislation		
A. Career Criminal Prosecution	19	AS, AZ, CA, CT, FL, GA, IA, IL, LA, MI, MO, NC, NM, NV, NY, SC, TN, VA, WI
B. Drug Conspiracy Prosecution	16	AZ, CA, FL, GA, ID, IL, MI, MN, NC, NE, NJ, OH, SD, VA, WI, WY
C. Specialized Narcotics Prosecution Unit	30	AK, AL, AZ, CA, CT, FL, GA, HI, IL, KY, LA, MA, MD, ME, MI, MN, MO, NC, NM, OH, PA, PR, RI, SC, SD, TN, VA, VT, WA, WI
D. Model Drug Control Legislation	1	UT
E. Use of Civil RICO in Drug Enforcement	8	AZ, CA, FL, GA, ID, IL, NE, PR
F. Other	1	OH

9. Financial Aspects of Drug Control		
A. Financial Investigations	22	AK, AS, AZ, DC, FL, IA, ID, IL, MD, ME, MI, MN, NC, NE, NM, OH, PR, RI, TN, UT, WA, WY
B. Asset Seizure and Forfeiture	24	AL, AZ, CA, FL, GA, ID, IL, LA, MD, ME, MI, MN, MS, NC, NH, NM, OH, PR, SD, TN, VA, WA, WI, WY
C. Money Laundering	11	AZ, FL, ID, IL, MD, NC, NE, OH, PR, UT, WY
D. Other	0	[none]

Table VII

## Currently Funded Operational Programs

BJA PROGRAM AREAS	# of States	States/Territories
10. Court-Based Operations		
A. Court Delay Reduction	17	AL, CT, GA, IA, LA, MI, MN, MO, NC, NH, NJ, NM, OH, RI, SC, TN, WI
B. Differentiated Case Management	6	IA, LA, MI, MN, NJ, RI
C. Fast Track Prosecution / Fast Track Defense	11	CA, CT, GA, KY, LA, MD, MI, MN, NJ, NY, WI
D. Drug Courts	9	CA, CT, FL, KY, MI, NC, NJ, PR, TN
E. Court Improvement / Court Management Improvement	13	AK, AL, CT, IA, ME, MI, MN, NC, NJ, OH, OR, RI, SC
F. Court Unification	2	ME, MI
G. Video Arraignment	5	DC, FL, HI, MI, NC
H. Dispute Resolution	3	MI, NM, VA
I. Pretrial Services Delivery	7	MI, MN, NC, OH, PA, SC, VA
J. Other	0	[none]

Table VII

## Currently Funded Operational Programs

BJA PROGRAM AREAS	# of States	States/Territories
11. Adult Detention/ Corrections Programs		
A. Intensive Supervision Probation and Parole	23	CA, CT, IA, ID, IL, IN, LA, MD, MN, MO, NC, NJ, NM, NY, OH, OR, PA, RI, SC, SD, UT, VA, WI
B. Boot Camps	7	IL, MA, NH, OK, PA, PR, TN
C. Treatment in a Jail Setting	21	AL, CA, DE, FL, IL, LA, MA, MD, ME, MI, NH, NJ, NY, OH, OR, PA, RI, SC, SD, TN, VA
D. Treatment in Correctional Facilities	34	AK, AL, CA, DC, DE, FL, GA, IA, ID, IL, IN, KY, MA, ME, MI, MN, MO, NC, NH, NJ, NM, NV, NY, OH, OR, PA, PR, RI, SC, SD, TN, VA, WI, WV
E. Correctional Facilities Planning and Population Projections	7	DE, OH, OR, PA, SC, VA, WI
F. Sentencing Strategies Development	3	DE, MI, OH
G. Other	1	WV

12. Prison / Jail Industry		
A. Prison Industries	3	HI, PR, WV
B. Jail Industries	2	AS, TN
C. Other	1	AL

Table VII

## Currently Funded Operational Programs

BJA PROGRAM AREAS	# of States	States/Territories
13. Drug and Alcohol Treatment Programs		
A. Treatment of Adult Offenders	33	AL, CA, CT, DE, FL, GA, IA, IL, IN, KY, MA, MD, ME, MI, MN, MS, NC, ND, NH, NJ, NM, NY, OH, OR, PA, PR, RI, SC, SD, TN, VA, WI, WV
B. Treatment for Juvenile Offenders	24	CA, CT, DC, DE, FL, GA, HI, IA, IN, MO, NC, NJ, NM, NV, OH, OR, PA, PR, SC, SD, TN, UT, VA, WI
C. Treatment Aftercare Services	16	CA, DE, FL, MI, NC, NM, NY, OH, OR, PA, RI, SC, SD, TN, VA, WI
D. Other	0	[none]

14. Victim / Witness Programs		
A. One Day-One Trial / Jury Management	0	[none]
B. Systems for Setting Jurors Fees / Compensation	0	[none]
C. Victim / Witness Programs	12	AL, AS, DE, FL, MS, NC, ND, OH, PA, RI, VA, WI
D. Restitution for Victims	4	AL, ND, RI, UT
E. Victim Assistance	8	AS, DE, ND, OH, RI, TX, VA, WI
F. Other	1	DE

Table VII

## Currently Funded Operational Programs

BJA PROGRAM AREAS	# of States	States/Territories
15. Drug Control Technology / Information Systems		
A. Pretrial-Drug Testing	13	AL, CA, DE, FL, IN, LA, MD, NC, NM, NV, PA, SC, SD
B. Statewide Urinalysis Testing	6	AL, NV, NY, SC, WI, WV
C. Treatment Alternatives to Crimes / TASC	18	AL, CT, DE, FL, IA, IL, IN, MD, ME, MO, NC, NM, NY, OH, OR, PA, RI, SC
D. Forensic Laboratory Enhancement	34	AL, AS, DC, DE, FL, GA, HI, IA, ID, IL, IN, LA, MA, MD, ME, MI, MN, MO, NC, ND, OH, OK, OR, PA, PR, RI, SC, TN, VA, VT, WA, WI, WV, WY
E. Information / Management System for Criminal Justice Agencies	29	AL, AS, CT, DC, DE, FL, IA, IL, IN, KY, LA, MA, ME, MI, MN, NC, ND, NM, NV, OH, OK, PA, PR, SC, TN, VA, WA
F. Automated Criminal History / Fingerprint ID / CJRI	25	AL, CA, DC, GA, IA, ID, IL, KY, LA, MA, ME, NC, ND, NH, OR, PA, PR, SC, TX, UT, VA, VT, WA, WI, WV
G. Prosecution Management Support Systems	6	IA, NC, ND, OH, PR, SC
H. Establishing and Operating Intelligence Systems	13	CA, DE, HI, KY, MI, OH, PR, SC, SD, UT, VA, WI, WY
I. Other	1	WA



Table VII

## Currently Funded Operational Programs

BJA PROGRAM AREAS	# of States	States/Territories
16. Innovative / Unique Crime Control Programs		
A. Drug / Violent Crime Policy/Planning	5	CA, FL, MN, NV, VA
B. Violent Fugitives Arrest Squad	4	GA, MA, TN, UT
C. Unified Court Policy on Drug Evidence and Custody	0	[none]
D. Health Department's Drug Abuse Warning Network	2	IA, SD
E. Air / Marine Interdiction Program	4	MA, MD, OH, SC
F. Other	2	NV, WV

17. Drug Enforcement in Public Housing		
A. Enforcement-Public Housing Developments	13	DE, GA, HI, MA, MD, NC, NE, NJ, NY, PR, TN, VA, WI
B. Tenant / Security Program	5	DE, NE, OH, VA, WI
C. Other	0	[none]

18. Domestic Violence		
A. Domestic / Family Intervention	18	AL, DE, FL, HI, IA, IL, ME, NC, ND, NE, NM, OH, OR, PA, RI, SC, SD, WI
B. Law Enforcement's Response to Domestic Violence	10	DE, HI, IL, ND, NE, PA, SD, TN, WI, WV
C. Child Abuse Prosecution	8	DE, NE, OH, PA, PR, TN, UT, WI
D. Crimes Against the Elderly	4	DE, MN, RI, SC
E. Other	3	RI, VT, WA

Table VII

## Currently Funded Operational Programs

BJA PROGRAM AREAS	# of States	States/Territories
19. Drug Control Program Evaluation		
A. Evaluation of any Formula Funded Program / Project	25	AS, AZ, CA, DC, DE, FL, GA, IA, ID, IL, IN, KY, MD, MN, MS, OH, OK, OR, PA, SD, TN, UT, VA, VT, WA
B. Other	2	DE, SC
20. Correctional Alternatives		
A. House Arrest / Electronic Monitoring	20	AL, CA, GA, HI, IA, IL, KY, LA, MN, MO, MS, ND, OH, PA, PR, RI, TN, UT, VT, WV
B. Restitution by Juveniles	5	AL, CA, KY, RI, UT
C. Community Service Labor Program	6	IL, KY, MN, PA, TN, VT
D. User Accountability Sanctions (Without Incarceration)	10	DE, KY, MN, NC, OH, PA, PR, TN, UT, VA
E. Other	1	IN
21. Urban Drug Enforcement		
A. Street-Level Narcotics Enforcement	28	AZ, CA, DE, FL, GA, IA, IL, KY, MA, MD, MI, MN, MS, ND, NE, NH, NJ, NM, NY, OH, PA, RI, SC, UT, VA, VT, WA, WI
B. Target Cities	7	DE, MA, MI, NJ, RI, VA, WA
C. Nuisance Abatement Unit	5	CA, IL, MI, OH, VA
D. Crack Houses	7	CA, DE, MD, MI, MN, OH, VA
E. Reverse Sting Demand Reduction Enforcement	8	AZ, CA, DE, FL, GA, MA, MD, MI
F. User Focus Enforcement	5	CA, DE, MA, MI, UT
G. Alien / Ethnic Groups	2	MD, OH
H. Other	3	DE, NV, WV

**Table VIII**

**OPERATIONAL PROGRAMS ANTICIPATED TO RECEIVE  
FORMULA GRANT FUNDING IN AREAS NOT CURRENTLY FUNDED**

BJA PROGRAM AREAS	# of States	States/Territories
<b>1. Drug Abuse Prevention Involving Law Enforcement</b>		
A. DARE	0	[none]
B. School Based Programs	0	[none]
C. Non School Based Programs	0	[none]
D. Other	0	[none]

<b>2. Multijurisdictional Drug Enforcement</b>		
A. Multijurisdictional Regional Task Forces	0	[none]
B. Organized Crime / Narcotics Program	1	OH
C. Special Narcotics Prosecutor	0	[none]
D. Criminal Intelligence Systems	2	AK, NC
E. Statewide Confidential Funds Pool	0	[none]
F. Equipment Pool	0	[none]
G. Other	0	[none]

<b>3. Domestic Drug Control</b>		
A. Pharmaceutical Diversion	1	AL
B. Clandestine Laboratories	0	[none]
C. Marijuana Eradication	0	[none]
D. Drug Identification	0	[none]
E. Other	0	[none]

Table VIII

## Anticipated Funding for Operational Programs

BJA PROGRAM AREAS	# of States	States/Territories
4. Community Crime Prevention		
A. Crime Prevention Through Environmental Design	2	OK, WA
B. Neighborhood Watch	1	WA
C. Drug-Impacted Rural Jurisdictions	2	GA, NM
D. Preventing Burglary Through Enhanced Household Security	1	ME
E. Community-based Policing	2	AS, GA
F. Violence Prevention	5	AL, GA, KY, MA, NM
G. Community Mobilization	1	WA
H. Other	0	[none]

5. Stolen Property Programs		
A. Sting	0	[none]
B. Property Crime Program	0	[none]
C. Other	0	[none]

6. Public Corruption / Organized / White Collar Crime		
A. Reducing Drug Corruption Among Public Officials	2	HI, NC
B. Other	0	[none]

Table VIII

## Anticipated Funding for Operational Programs

BJA PROGRAM AREAS	# of States	States/Territories
7. Law Enforcement Operations / Enhancement		
A. Single Jurisdiction Drug Enforcement	1	KY
B. Juvenile Gangs Involvement in Drug Trafficking and Violence	3	PA, TX, WA
C. Drug-Free Zone Enforcement	2	KY, NC
D. Integrated Criminal Apprehension Program (ICAP)	1	KY
E. Arson Prevention and Control	0	[none]
F. Preserving the Crime Scene	0	[none]
G. Preserving Evidence and Computer Records	0	[none]
H. Drug Recognition Programs	0	[none]
I. Drug Dogs / Canine Acquisition and Training / K-9 Unit	1	KY
J. Targeting Firearm Offenses	2	NY, OH
K. Undercover Programs	0	[none]
L. Surveillance Programs	1	AS
M. Highway Interdiction	1	WA
N. Targeting Violent Criminals	4	KY, OH, PA, TX
O. Other	0	[none]

Table VIII

## Anticipated Funding for Operational Programs

BJA PROGRAM AREAS	# of States	States/Territories
8. Criminal Prosecution / Drug Legislation		
A. Career Criminal Prosecution	2	HI, OH
B. Drug Conspiracy Prosecution	1	PA
C. Specialized Narcotics Prosecution Unit	2	NV, TX
D. Model Drug Control Legislation	1	NC
E. Use of Civil RICO in Drug Enforcement	1	TN
F. Other	0	[none]

9. Financial Aspects of Drug Control		
A. Financial Investigations	2	GA, HI
B. Asset Seizure and Forfeiture	2	HI, KY
C. Money Laundering	1	HI
D. Other	0	[none]

Table VIII

## Anticipated Funding for Operational Programs

BJA PROGRAM AREAS	# of States	States/Territories
10. Court-Based Operations		
A. Court Delay Reduction	1	KY
B. Differentiated Case Management	0	[none]
C. Fast Track Prosecution / Fast Track Defense	0	[none]
D. Drug Courts	1	AL
E. Court Improvement / Court Management Improvement	0	[none]
F. Court Unification	0	[none]
G. Video Arraignment	1	NH
H. Dispute Resolution	2	IN, OH
I. Pretrial Services Delivery	1	KY
J. Other	0	[none]

11. Adult Detention / Corrections Programs		
A. Intensive Supervision Probation and Parole	1	HI
B. Boot Camps	3	CA, NC, OR
C. Treatment in a Jail Setting	3	AS, KY, WA
D. Treatment in Correctional Facilities	2	AS, HI
E. Correctional Facilities Planning and Population Projections	1	AS
F. Sentencing Strategies Development	2	PA, RI
G. Other	0	[none]

Table VIII

## Anticipated Funding for Operational Programs

BJA PROGRAM AREAS	# of States	States/Territories
12. Prison / Jail Industry		
A. Prison Industries	0	[none]
B. Jail Industries	0	[none]
C. Other	0	[none]

13. Drug and Alcohol Treatment Programs		
A. Treatment of Adult Offenders	0	[none]
B. Treatment for Juvenile Offenders	3	AL, KY, RI
C. Treatment Aftercare Services	2	AL, KY
D. Other	0	[none]

14. Victim / Witness Programs		
A. One Day-One Trial / Jury Management	0	[none]
B. Systems for Setting Jurors Fees / Compensation	0	[none]
C. Victim / Witness Programs	0	[none]
D. Restitution for Victims	0	[none]
E. Victim Assistance	1	NY
F. Other	1	KY



Table VIII

## Anticipated Funding for Operational Programs

BJA PROGRAM AREAS	# of States	States/Territories
15. Drug Control Technology / Information Systems		
A. Pretrial-Drug Testing	0	[none]
B. Statewide Urinalysis Testing	1	PA
C. Treatment Alternatives to Street Crimes / TASC	1	WA
D. Forensic Laboratory Enhancement	1	NY
E. Information / Management System for Criminal Justice Agencies	1	MD
F. Automated Criminal History / Fingerprint ID / CJRI	4	AZ, MD, OK, TN
G. Prosecution Management Support Systems	1	KY
H. Establishing and Operating Intelligence Systems	5	IL, MA, MD, NC, RI
I. Other	0	[none]

16. Innovative / Unique Crime Control Programs		
A. Drug / Violent Crime Policy/Planning	6	AL, DE, KY, NC, PA, RI
B. Violent Fugitives Arrest Squad	3	KY, NM, OH
C. Unified Court Policy on Drug Evidence and Custody	0	[none]
D. Health Department's Drug Abuse Warning Network	1	NM
E. Air / Marine Interdiction Program	1	NC
F. Other	0	[none]

Table VIII

## Anticipated Funding for Operational Programs

BJA PROGRAM AREAS	# of States	States/Territories
17. Drug Enforcement in Public Housing		
A. Enforcement-Public Housing Developments	2	KY, RI
B. Tenant / Security Program	1	NC
C. Other	0	[none]

18. Domestic Violence		
A. Domestic / Family Intervention	2	KY, MA
B. Law Enforcement's Response to Domestic Violence	5	AL, KY, MA, NC, NM
C. Child Abuse Prosecution	4	KY, MA, NC, NM
D. Crimes Against the Elderly	5	AL, KY, NC, NM, PA
E. Other	0	[none]

19. Drug Control Program Evaluation		
A. Evaluation of any Formula Funded Program / Project	4	AL, ME, MO, NM
B. Other	0	[none]

20. Correctional Alternatives		
A. House Arrest / Electronic Monitoring	3	ME, NC, NM
B. Restitution by Juveniles	1	PA
C. Community Service Labor Program	1	CT
D. User Accountability Sanctions (Without Incarceration)	0	[none]
E. Other	0	[none]

Table VIII

## Anticipated Funding for Operational Programs

BJA PROGRAM AREAS	# of States	States/Territories
21. Urban Drug Enforcement		
A. Street-Level Narcotics Enforcement	0	[none]
B. Target Cities	0	[none]
C. Nuisance Abatement Unit	0	[none]
D. Crack Houses	0	[none]
E. Reverse Sting Demand Reduction Enforcement	1	RI
F. User Focus Enforcement	1	NM
G. Alien / Ethnic Groups	1	WA
H. Other	0	[none]

**Table IX**  
**NUMBER OF OPERATIONAL PROGRAM AREAS RECEIVING FORMULA GRANT FUNDING**  
**BY STATE AND TIMEFRAME**

STATE	Currently Receiving Formula Grant Funding	Formula Grant Funding Anticipated
AL	29	9
AK	12	1
AS	18	5
AZ	18	1
CA	37	1
CT	17	1
DE	39	1
DC	11	0
FL	41	0
GA	25	4
HI	19	7
ID	20	0
IL	32	1
IN	14	1
IA	29	0
KY	22	21
LA	22	0
ME	33	3
MD	35	3
MA	29	5
MI	49	0
MN	33	0
MS	9	0
MO	18	1
NE	23	0
NV	15	1
NH	11	1
NJ	30	0
NM	27	10
NY	24	3
NC	43	13
ND	17	0
OH	53	6
OK	7	2
OR	18	1
PA	37	8
PR	21	0
RI	40	6
SC	46	0
SD	30	0
TN	36	2
TX	5	3
UT	26	0
VT	15	0
VA	42	0
WA	20	8
WV	19	0
WI	44	0
WY	18	0

### Section III Findings: Assistance Needed Through BJA T/TA Program

This section asks for judgment ratings of need from respondents in terms of four types of needs:

1. Technical Assistance for Program Development
2. Technical Assistance for Operation
3. Training
4. Information

These need types are discussed first in an aggregated measure, "Total Rank for All Four Need Types," and then each separately. Since ranks of need were specified on a 5-point scale, two indicators can assess the level of need. First, the "Number of States" specifying some need points out how many different states share that need. Secondly, "Total Rank" is calculated by adding the ranks that respondents assigned to a given area. A "Total Rank" can be as high as 245 (49 states by a high ranking of 5) for each of the four types of need.

#### OVERALL NEED

Considering all four types of need simultaneously, those areas of greatest need are:

<u>Program Area</u>	<u># of States</u>
4e Community-Based Policing .....	25
22e Developing Evaluation Plans .....	25
7b Juvenile Gangs/Drug Trafficking .....	23
2a Multijurisdictional Regional Task Forces .....	22
19a Evaluation of Formula Funded Projects .....	22
11d Treatment in Correctional Facilities .....	20
22i C.J.R.I. Plan .....	20
2d Criminal Intelligence Systems .....	19
9a Financial Investigations .....	19
9b Asset Seizure and Forfeiture .....	19
13b Treatment for Juvenile Offenders .....	19

The Total Rank for All Four Need Types can be as high as 980. This indicator shows that the most needful areas indicated by states are:

Program Area		<u>Total Rank</u> <u>All 4 Need Types</u>
4e	Community-Based Policing .....	334
22e	Developing Evaluation Plans .....	309
7b	Juvenile Gangs/Drug Trafficking .....	278
13b	Treatment for Juvenile Offenders .....	255
11d	Treatment in Correctional Facilities .....	241
19a	Evaluation of Formula Funded Projects .....	251
4f	Violence Prevention .....	235
15e	Information Management System for Criminal Justice Agencies .....	216
17a	Public Housing Development Enforcement .....	215
4g	Community Mobilization .....	206
13a	Treatment of Adult Offenders .....	204
22g	GMIS Development .....	201

Community-Based Policing (4e) is the highest ranking project area in both lists.

In summary, 43 states had some training needs, 40 had operational technical assistance needs, 39 had program development technical assistance needs, and 36 had information needs. These figures are based on the number of states showing some amount of need for any of the types. Conversely, six states had no training needs, nine states had no operational programming needs, 10 states had no program developmental needs, and 13 states had no information needs. North Dakota, Vermont, Washington, and Wyoming had no needs across all four types.

Looking at the Total Ranks assigned, Information Needs were the greatest nationwide (3,951 out of a possible 33,075 = 135 areas x 5 rank score x 49 states), followed by Training Needs (3,232), Program Development Technical Assistance Needs (2,740), and Operational Technical Assistance Needs (2,481). In terms of Total Ranks, Delaware consistently expressed the greatest need across all four types of assistance. (See Table XIV.)

The above information comes from TABLE X, "Assistance Needed Through BJA T/TA Program By Program Area and Type of Need." Probably of more interest, though, are measures for each of the four individual types of need. TABLES XI and XII present information on how individual states responded to these needs items arranged by Program Areas.

One will notice that the same Program Areas (22e, 4e, 7b, 11d, and 13b) keep reappearing in the top ten percent when they are arranged in descending order. These listings appear on the following pages. The Program Areas "Evaluation of Formula Funded Programs/Projects (19a)" appears in all but one list, and "Violence Prevention (4f)" appears in all but two lists.

"Number of Areas Needing Assistance by State and Need Type," Table XIII, provides an overview of individual state responses.

#### PROGRAM DEVELOPMENT TECHNICAL ASSISTANCE NEEDS

For Program Development the 11 areas of greatest technical assistance need, according to number of states indicating need are:

<u>Program Area</u>	<u># of States</u>
22e      Developing Evaluation Plans .....	19
4e        Community-Based Policing .....	17
7b        Juvenile Gangs/Drug Trafficking .....	15
15f       Automated Criminal History/Fingerprint ID/CJRI .....	14
11d       Treatment in Correctional Facilities .....	14
4f        Violence Prevention .....	13
13b       Treatment for Juvenile Offenders .....	13
13c       Treatment Aftercare Services .....	12
22a       Identifying Jurisdictions with Greatest Need .....	12
22b       Developing a Statewide Strategy .....	12
22i       C.J.R.I. Plan .....	12

The ten highest ranked program areas are:

<u>Program Area</u>		<u>Total Rank</u>
22e	Developing Evaluation Plans .....	82
19a	Evaluation of Formula Funded Projects .....	76
4e	Community-Based Policing .....	74
4f	Violence Prevention .....	58
13b	Treatment for Juvenile Offenders .....	57
7b	Juvenile Gangs/Drug Trafficking .....	56
15f	Automated Criminal History/Fingerprint ID/CJRI .....	55
11d	Treatment in Correctional Facilities .....	55
22i	C.J.R.I. Plan .....	53
13c	Treatment Aftercare Services .....	49

The two lists show an extreme amount of overlap, including Developing Evaluation Plans (22e) at the top of both lists. Identifying Jurisdictions with Greatest Need (22a) is specified by 12 states who did not rank it high enough to appear on the latter list. On the other hand, Evaluation of Formula Funded Programs (19a) is noted by fewer states, 11 of them, who ranked it as of greater need.

States indicating Program Development technical assistance needs in the largest number of areas are: Tennessee (65 areas), Delaware (61), Wisconsin (49), Kentucky (47), and Massachusetts (46). Nationwide the average number of areas with this need was 15.49 per state. Ten states have no needs of this type.



**OPERATIONAL TECHNICAL ASSISTANCE NEEDS**

The program areas where the most States need Operational technical assistance are:

<u>Program Area</u>	<u># of States</u>
22e Developing Evaluation Plans .....	17
4e Community-Based Policing .....	16
19a Evaluation of Formula Funded Projects .....	14
11d Treatment in Correctional Facilities .....	15
8c Specialized Narcotics Prosecution Unit .....	12
2a Multijurisdictional Regional Task Forces .....	14
4f Violence Prevention .....	13
13b Treatment for Juvenile Offenders .....	13
7b Juvenile Gangs/Drug Trafficking .....	14
4g Community Mobilization .....	12
22i C.J.R.I. Plan .....	12
13a Treatment of Adult Offenders .....	12

Looking at the ranking points, the top ten program areas needing Operational technical assistance are:

<u>Program Area</u>	<u>Total Rank</u>
22e Developing Evaluation Plans .....	82
4e Community-Based Policing .....	67
19a Evaluation of Formula Funded Projects .....	62
11d Treatment in Correctional Facilities .....	59
4f Violence Prevention .....	56
13b Treatment for Juvenile Offenders .....	56
7b Juvenile Gangs/Drug Trafficking .....	52
4g Community Mobilization .....	52
22i C.J.R.I. Plan .....	51
13a Treatment of Adult Offenders .....	48

All areas in the list based on "Total Ranks" are also in the former list based on "Number of States."

States indicating Operational needs in the largest number of areas are: Tennessee (66 areas), Delaware (61), Wisconsin (50), Georgia (43), Rhode Island (43), and Massachusetts (42). Nationwide the average number of areas with this need was 14.25 per state. Nine states showed no need for operational technical assistance.

### TRAINING NEEDS

Training is most needed by the states in the following eleven program areas:

<u>Program Area</u>	<u># of States</u>
4e Community-Based Policing . . . . .	20
7b Juvenile Gangs/Drug Trafficking . . . . .	19
2a Multijurisdictional Regional Task Forces . . . . .	18
9a Financial Investigations . . . . .	17
11d Treatment in Correctional Facilities . . . . .	17
19a Evaluation of Formula Funded Projects . . . . .	16
13b Treatment for Juvenile Offenders . . . . .	16
9b Asset Seizure and Forfeiture . . . . .	15
8c Specialized Narcotics Prosecution Unit . . . . .	15
22e Developing Evaluation Plans . . . . .	14
4f Violence Prevention . . . . .	14

According to ranks given, the ten greatest training needs are in:

<u>Program Area</u>	<u>Total Rank</u>
4e Community-Based Policing . . . . .	85
7b Juvenile Gangs/Drug Trafficking . . . . .	81
19a Evaluation of Formula Funded Projects . . . . .	73
13b Treatment for Juvenile Offenders . . . . .	66
9a Financial Investigations . . . . .	63
11d Treatment in Correctional Facilities . . . . .	63
22e Developing Evaluation Plans . . . . .	61
4f Violence Prevention . . . . .	61
2a Multijurisdictional Regional Task Forces . . . . .	58
9b Asset Seizure and Forfeiture . . . . .	57

States indicating Training needs in the largest number of areas are: Tennessee (66 areas), Delaware (62), Massachusetts (46), Rhode Island (45), Georgia (44), and Iowa (44). Nationwide the average number of areas with this need was 17.29 per state. Six states indicated no training needs.

### INFORMATION NEEDS

States need information most in the following areas:

<u>Program Area</u>	<u># of States</u>
4e Community-Based Policing .....	20
7b Juvenile Gangs/Drug Trafficking .....	20
15e Information Management System for Criminal Justice Agencies .....	17
19a Evaluation of Formula Funded Projects .....	16
13b Treatment for Juvenile Offenders .....	16
11d Treatment in Correctional Facilities .....	15
22i C.J.R.I. Plan .....	15
22e Developing Evaluation Plans .....	15
13c Treatment Aftercare Services .....	14
22c Coordinating Various Funding Sources .....	14
13a Treatment of Adult Offenders .....	14
4g Community Mobilization .....	14
11c Treatment In A Jail Setting .....	14

Greatest Information Needs according to ranks assigned are:

<u>Program Areas</u>	<u>Total Rank</u>
4e Community-Based Policing .....	90
7b Juvenile Gangs/Drug Trafficking .....	89
19a Evaluation of Formula Funded Projects .....	74
15e Information Management System for Criminal Justice Agencies .....	74
13b Treatment for Juvenile Offenders .....	70
22i C.J.R.I. Plan .....	69
22e Developing Evaluation Plans . . . . .	67
4g Community Mobilization .....	64
11d Treatment in Correctional Facilities .....	62
22i Statute for HIV Testing .....	61

States indicating Information needs in the largest number of areas are: New Mexico (71 areas), Tennessee (66), Delaware (62), Rhode Island (53), and North Carolina (49). Nationwide the average number of areas with this need was 19.47 per state. Ten states expressed no information needs.

Table X

**Assistance Needed Through BJA T/TA Program  
By Program Area and Type of Need**

PROGRAM AREAS	PROGRAM DEVELOPMENT		OPERATIONAL		TRAINING		INFORMATION	
	TOTAL RANKS	# of STATES	TOTAL RANKS	# of STATES	TOTAL RANKS	# of STATES	TOTAL RANKS	# of STATES
1. Drug Abuse Prevention Involving Law Enforcement								
A. DARE	17	8	15	6	22	8	23	7
B. School Based Programs	25	9	20	7	29	10	33	9
C. Non School Based Programs	24	9	17	7	28	9	35	9
D. Other	5	1	0	0	0	0	0	0
2. Multijurisdictional Drug Enforcement								
A. Multijurisdictional Regional Task Forces	24	7	47	14	58	18	44	11
B. Organized Crime/Narcotics Program	13	4	10	3	16	5	11	3
C. Special Narcotics Prosecutor	19	6	23	7	38	11	38	10
D. Criminal Intelligence Systems	34	11	32	11	45	12	39	9
E. Statewide Confidential Funds Pool	11	4	14	5	10	3	29	7
F. Equipment Pool	10	4	14	5	4	2	33	9
G. Other	0	0	0	0	0	0	0	0
3. Domestic Drug Control								
A. Pharmaceutical Diversion	12	5	9	4	22	8	24	8
B. Clandestine Laboratories	18	7	19	8	17	6	36	11
C. Marijuana Eradication	4	2	14	6	13	6	27	7
D. Drug Identification	1	1	1	1	9	5	16	4
E. Other	0	0	0	0	0	0	0	0

PROGRAM AREAS	PROGRAM DEVELOPMENT		OPERATIONAL		TRAINING		INFORMATION	
	TOTAL RANKS	# of STATES	TOTAL RANKS	# of STATES	TOTAL RANKS	# of STATES	TOTAL RANKS	# of STATES
4. Community Crime Prevention								
A. Crime Prevention Through Environmental Design	28	9	20	8	37	10	41	11
B. Neighborhood Watch	26	9	14	8	20	8	26	8
C. Drug-Impacted Rural Jurisdictions	38	9	29	7	30	8	41	10
D. Preventing Burglary Through Enhanced Household Security	19	6	12	5	15	4	21	6
E. Community-based Policing	74	17	67	16	85	20	90	20
F. Violence Prevention	58	13	56	13	61	14	60	13
G. Community Mobilization	47	11	52	12	43	10	64	14
H. Other	11	3	5	1	11	3	10	2

5. Stolen Property Programs								
A. Sting	4	2	4	2	5	2	8	2
B. Property Crime Program	3	1	3	1	4	1	6	2
C. Other	0	0	0	0	0	0	0	0

6. Public Corruption / Organized / White Collar Crime								
A. Reducing Drug Corruption Among Public Officials	12	4	4	2	10	3	23	7
B. Other	3	1	3	1	0	0	0	0

Table X

Needs by Program Area and Type

PROGRAM AREAS	PROGRAM DEVELOPMENT		OPERATIONAL		TRAINING		INFORMATION	
	TOTAL RANKS	# of STATES	TOTAL RANKS	# of STATES	TOTAL RANKS	# of STATES	TOTAL RANKS	# of STATES
7. Law Enforcement Operations / Enhancement								
A. Single Jurisdiction Drug Enforcement	15	4	13	4	26	6	33	8
B. Juvenile Gangs Involvement in Drug Trafficking and Violence	56	15	52	14	81	19	89	20
C. Drug-Free Zone Enforcement	21	7	13	5	23	7	33	9
D. Integrated Criminal Apprehension Program (ICAP)	14	4	0	0	20	5	16	4
E. Arson Prevention and Control	1	1	1	1	5	1	9	2
F. Preserving the Crime Scene	4	2	9	3	13	3	8	2
G. Preserving Evidence and Computer Records	12	4	11	4	14	4	18	5
H. Drug Recognition Programs	10	3	10	3	10	2	10	2
I. Drug Dogs / Canine Acquisition and Training / K-9 Unit	12	4	9	3	22	5	32	7
J. Targeting Firearm Offenses	13	5	7	3	17	6	30	7
K. Undercover Programs	14	5	17	6	35	9	27	6
L. Surveillance Programs	10	4	13	5	30	8	25	6
M. Highway Interdiction	19	6	18	6	41	10	23	5
N. Targeting Violent Criminals	36	10	24	7	47	12	43	10
O. Other	0	0	0	0	0	0	0	0

Table X

Needs by Program Area and Type

PROGRAM AREAS	PROGRAM DEVELOPMENT		OPERATIONAL		TRAINING		INFORMATION	
	TOTAL RANKS	# of STATES	TOTAL RANKS	# of STATES	TOTAL RANKS	# of STATES	TOTAL RANKS	# of STATES
8. Criminal Prosecution / Drug Legislation								
A. Career Criminal Prosecution	21	6	26	8	42	13	46	11
B. Drug Conspiracy Prosecution	17	4	27	7	40	11	36	9
C. Specialized Narcotics Prosecution Unit	32	8	41	12	53	15	50	11
D. Model Drug Control Legislation	4	1	2	1	6	2	18	4
E. Use of Civil RICO in Drug Enforcement	21	5	22	6	32	9	35	8
F. Other	4	1	4	1	9	2	9	2

9. Financial Aspects of Drug Control								
A. Financial Investigations	29	8	33	10	63	17	45	11
B. Asset Seizure and Forfeiture	22	6	27	8	57	15	46	11
C. Money Laundering	16	4	22	6	32	9	29	7
D. Other	0	0	0	0	0	0	0	0



Table X

Needs by Program Area and Type

PROGRAM AREAS	PROGRAM DEVELOPMENT		OPERATIONAL		TRAINING		INFORMATION	
	TOTAL RANKS	# of STATES	TOTAL RANKS	# of STATES	TOTAL RANKS	# of STATES	TOTAL RANKS	# of STATES
10. Court-Based Operations								
A. Court Delay Reduction	27	8	23	7	23	6	38	10
B. Differentiated Case Management	7	2	7	2	7	2	16	4
C. Fast Track Prosecution/Fast Track Defense	14	5	10	4	12	4	28	7
D. Drug Courts	6	3	11	4	10	3	21	6
E. Court Improvement/Court Management Improvement	18	5	23	6	19	6	28	7
F. Court Unification	0	0	0	0	0	0	4	1
G. Video Arraignment	7	2	7	2	4	1	7	2
H. Dispute Resolution	2	1	2	1	0	0	8	3
I. Pretrial Services Delivery	13	3	8	2	5	1	18	4
J. Other	0	0	0	0	0	0	0	0

11. Adult Detention / Corrections Programs								
A. Intensive Supervision Probation and Parole	28	8	38	11	41	12	47	12
B. Boot Camps	25	8	30	9	32	8	35	9
C. Treatment in a Jail Setting	44	11	40	10	45	11	58	14
D. Treatment in Correctional Facilities	55	14	59	15	63	17	62	15
E. Correctional Facilities Planning and Population Projections	18	4	23	5	21	5	35	8
F. Sentencing Strategies Development	21	6	13	3	13	3	41	10
G. Other	5	1	5	1	5	1	5	1

Table X

Needs by Program Area and Type

PROGRAM AREAS	PROGRAM DEVELOPMENT		OPERATIONAL		TRAINING		INFORMATION	
	TOTAL RANKS	# of STATES	TOTAL RANKS	# of STATES	TOTAL RANKS	# of STATES	TOTAL RANKS	# of STATES
12. Prison / Jail Industry								
A. Prison Industries	13	3	9	2	11	3	16	5
B. Jail Industries	8	3	7	3	9	3	12	4
C. Other	0	0	0	0	4	1	0	0

13. Drug and Alcohol Treatment Programs								
A. Treatment of Adult Offenders	43	11	48	12	52	13	55	14
B. Treatment for Juvenile Offenders	57	13	56	13	66	16	70	16
C. Treatment Aftercare Services	49	12	41	11	50	12	56	14
D. Other	2	1	0	0	4	1	5	1

14. Victim / Witness Programs								
A. One Day-One Trial / Jury Management	0	0	0	0	2	1	3	1
B. Systems for Setting Jurors Fees / Compensation	0	0	0	0	2	1	7	2
C. Victim / Witness Programs	21	8	15	5	22	5	34	8
D. Restitution for Victims	22	7	15	4	29	7	29	7
E. Victim Assistance	24	9	12	5	22	5	36	8
F. Other	10	2	5	1	5	1	11	3

Table X

Needs by Program Area and Type

PROGRAM AREAS	PROGRAM DEVELOPMENT		OPERATIONAL		TRAINING		INFORMATION	
	TOTAL RANKS	# of STATES	TOTAL RANKS	# of STATES	TOTAL RANKS	# of STATES	TOTAL RANKS	# of STATES
15. Drug Control Technology / Information Systems								
A. Pretrial-Drug Testing	8	2	11	3	12	3	25	7
B. Statewide Urinalysis Testing	10	5	6	3	4	2	29	7
C. Treatment Alternatives to Street Crimes / TASC	20	6	22	6	22	6	34	8
D. Forensic Laboratory Enhancement	24	6	22	6	26	7	48	12
E. Information/Management System for Criminal Justice Agencies	47	11	41	10	48	12	74	17
F. Automated Criminal History / Fingerprint ID / CJRI	55	14	41	10	38	10	56	13
G. Prosecution Management Support Systems	12	3	7	2	6	2	18	5
H. Establishing and Operating Intelligence Systems	28	8	22	7	25	7	34	8
I. Other	0	0	0	0	0	0	0	0

16. Innovative / Unique Crime Control Programs								
A. Drug / Violent Crime Policy/Planning	34	9	20	5	21	6	34	8
B. Violent Fugitives Arrest Squad	21	6	15	4	13	4	26	6
C. Unified Court Policy on Drug Evidence and Custody	0	0	0	0	0	0	0	0
D. Health Department's Drug Abuse Warning Network	4	1	0	0	0	0	8	2
E. Air/Marine Interdiction Program	1	1	3	1	3	1	7	2
F. Other	0	0	0	0	0	0	0	0

Table X

Needs by Program Area and Type

PROGRAM AREAS	PROGRAM DEVELOPMENT		OPERATIONAL		TRAINING		INFORMATION	
	TOTAL RANKS	# of STATES	TOTAL RANKS	# of STATES	TOTAL RANKS	# of STATES	TOTAL RANKS	# of STATES
17. Drug Enforcement in Public Housing								
A. Enforcement-Public Housing Developments	42	11	41	10	55	13	47	12
B. Tenant / Security Program	19	5	18	5	32	9	25	8
C. Other	0	0	0	0	0	0	3	1

18. Domestic Violence								
A. Domestic / Family Intervention	39	10	37	10	48	12	52	12
B. Law Enforcement's Response to Domestic Violence	38	10	34	9	48	11	54	13
C. Child Abuse Prosecution	39	10	26	7	40	9	48	11
D. Crimes Against the Elderly	37	9	21	5	28	7	45	10
E. Other	4	1	4	1	4	1	4	1

19. Drug Control Program Evaluation								
A. Evaluation of any Formula Funded Program / Project	76	11	62	14	73	16	74	16
B. Other	5	1	5	1	5	1	9	2

Table X

Needs by Program Area and Type

PROGRAM AREAS	PROGRAM DEVELOPMENT		OPERATIONAL		TRAINING		INFORMATION	
	TOTAL RANKS	# of STATES	TOTAL RANKS	# of STATES	TOTAL RANKS	# of STATES	TOTAL RANKS	# of STATES
20. Correctional Alternatives								
A. House Arrest / Electronic Monitoring	30	11	32	10	46	12	49	12
B. Restitution by Juveniles	23	8	11	4	10	4	30	7
C. Community Service Labor Program	15	4	4	2	8	3	23	7
D. User Accountability Sanctions (Without Incarceration)	20	6	10	3	11	4	36	9
E. Other	0	0	0	0	0	0	0	0

21. Urban Drug Enforcement								
A. Street-Level Narcotics Enforcement	31	10	35	10	54	13	57	13
B. Target Cities	11	3	11	3	17	4	18	4
C. Nuisance Abatement Unit	13	3	13	3	15	3	18	4
D. Crack Houses	13	3	12	3	20	4	23	5
E. Reverse Sting Demand Reduction Enforcement	27	7	25	6	30	7	32	7
F. User Focus Enforcement	22	6	14	4	19	5	27	6
G. Alien / Ethnic Groups	11	3	4	1	13	3	17	5
H. Other	5	1	5	1	5	1	8	2

PROGRAM AREAS	PROGRAM DEVELOPMENT		OPERATIONAL		TRAINING		INFORMATION	
	TOTAL RANKS	# of STATES	TOTAL RANKS	# of STATES	TOTAL RANKS	# of STATES	TOTAL RANKS	# of STATES
22. State Formula Grant Administration								
A. Identifying Jurisdictions With Greatest Need	47	12	38	9	53	13	46	10
B. Developing a Statewide Strategy	41	12	26	9	33	9	50	12
C. Coordinating Various Funding Sources	42	11	27	7	45	11	60	14
D. Subgrantee Reporting and Monitoring	31	8	30	8	43	11	39	9
E. Developing Evaluation Plans	82	19	75	17	61	14	67	15
F. Establishing and Maintaining a Policy Board	16	5	15	4	32	8	37	8
G. GMIS Development	45	11	38	9	45	11	43	10
H. Financial Management	23	5	21	5	21	5	19	5
I. Compliance With Statutory Requirements								
1. INS Plan	26	6	32	8	27	6	34	7
2. CJRI Plan	53	12	51	12	50	12	69	15
3. Intelligence Systems (28 CFR Requirements)	30	8	37	9	43	10	56	12
4. Statute for HIV Testing	38	9	45	11	42	10	61	13
J. Other	0	0	0	0	5	1	5	1

Table XI

## ASSISTANCE NEEDS BY PROGRAM AREA AND RANKING

Program Area 1  
Drug Abuse Prevention Involving Law Enforcement

## PROGRAM DEVELOPMENT NEEDS

	RANKING OF NEED					No. of States	Average
	1	2	3	4	5		
A. DARE	2	4	1	1	--	8	2.1
B. School Based Programs	1	3	3	1	1	9	2.8
C. Non School Based Programs	2	3	1	2	1	9	2.7
D. Other	--	--	--	--	1	1	5.0
TOTAL	5	10	5	4	3		

## OPERATIONAL NEEDS

	RANKING OF NEED					No. of States	Average
	1	2	3	4	5		
A. DARE	1	3	1	--	1	6	2.5
B. School Based Programs	1	1	3	2	--	7	2.9
C. Non School Based Programs	2	2	2	--	1	7	2.4
D. Other	--	--	--	--	--	0	--
TOTAL	4	6	6	2	2		

**Program Area 1**  
**Drug Abuse Prevention Involving Law Enforcement**

**TRAINING NEEDS**

	RANKING OF NEED					No. of States	Average
	1	2	3	4	5		
A. DARE	2	2	2	--	2	8	2.8
B. School Based Programs	3	1	2	2	2	10	2.9
C. Non School Based Programs	2	2	1	1	3	9	3.1
D. Other	--	--	--	--	--	0	--
TOTAL	7	5	5	3	7		

**INFORMATION NEEDS**

	RANKING OF NEED					No. of States	Average
	1	2	3	4	5		
A. DARE	--	2	3	--	2	7	3.3
B. School Based Programs	--	1	3	3	2	9	3.7
C. Non School Based Programs	--	1	3	1	4	9	3.9
D. Other	--	--	--	--	--	0	--
TOTAL	0	4	9	4	8		



**Program Area 2**  
**Multijurisdictional Drug Enforcement**

**PROGRAM DEVELOPMENT NEEDS**

	RANKING OF NEED					No. of States	Average
	1	2	3	4	5		
A. Multijurisdictional Regional Task Forces	2	--	1	1	3	7	3.4
B. Organized Crime/Narcotics Program	--	1	2	--	1	4	3.3
C. Special Narcotics Prosecutor	1	1	2	--	2	6	3.2
D. Criminal Intelligence Systems	2	2	3	1	3	11	3.1
E. Statewide Confidential Funds Pool	1	1	--	2	--	4	2.8
F. Equipment Pool	1	1	1	1	--	4	2.5
G. Other	--	--	--	--	--	0	--
TOTAL	7	6	9	5	9		

**OPERATIONAL NEEDS**

	RANKING OF NEED					No. of States	Average
	1	2	3	4	5		
A. Multijurisdictional Regional Task Forces	3	--	5	1	5	14	3.4
B. Organized Crime/Narcotics Program	--	1	1	--	1	3	3.3
C. Special Narcotics Prosecutor	--	2	3	--	2	7	3.3
D. Criminal Intelligence Systems	2	4	1	1	3	11	2.9
E. Statewide Confidential Funds Pool	--	3	--	2	--	5	2.8
F. Equipment Pool	1	1	1	2	--	5	2.8
G. Other	--	--	--	--	--	0	--
TOTAL	6	11	11	6	11		

**Program Area 2**  
**Multijurisdictional Drug Enforcement**

**TRAINING NEEDS**

	RANKING OF NEED					No. of States	Average
	1	2	3	4	5		
A. Multijurisdictional Regional Task Forces	3	2	6	2	5	18	3.2
B. Organized Crime/Narcotics Program	--	1	3	--	1	5	3.2
C. Special Narcotics Prosecutor	1	1	4	2	3	11	3.5
D. Criminal Intelligence Systems	1	1	4	--	6	12	3.8
E. Statewide Confidential Funds Pool	--	1	--	2	--	3	3.3
F. Equipment Pool	--	2	--	--	--	4	3.0
G. Other	--	--	--	--	--	0	--
<b>TOTAL</b>	<b>5</b>	<b>8</b>	<b>17</b>	<b>8</b>	<b>15</b>		

**INFORMATION NEEDS**

	RANKING OF NEED					No. of States	Average
	1	2	3	4	5		
A. Multijurisdictional Regional Task Forces	--	1	3	2	5	11	4
B. Organized Crime/Narcotics Program	--	1	--	1	1	3	3.7
C. Special Narcotics Prosecutor	1	1	1	3	4	10	3.8
D. Criminal Intelligence Systems	--	1	1	1	6	9	4.3
E. Statewide Confidential Funds Pool	--	1	--	3	3	7	4.1
F. Equipment Pool	--	3	--	3	3	9	3.7
G. Other	--	--	--	--	--	0	--
<b>TOTAL</b>	<b>1</b>	<b>8</b>	<b>5</b>	<b>13</b>	<b>22</b>		

**Program Area 3  
Domestic Drug Control**

**PROGRAM DEVELOPMENT NEEDS**

	RANKING OF NEED					No. of States	Average
	1	2	3	4	5		
A. Pharmaceutical Diversion	2	1	--	2	--	5	2.5
B. Clandestine Laboratories	1	2	3	1	--	7	2.6
C. Marijuana Eradication	1	--	1	--	--	2	2.0
D. Drug Identification	1	--	--	--	--	1	1.0
E. Other	--	--	--	--	--	0	--
<b>TOTAL</b>	<b>5</b>	<b>3</b>	<b>4</b>	<b>3</b>	<b>0</b>		

**OPERATIONAL NEEDS**

	RANKING OF NEED					No. of States	Average
	1	2	3	4	5		
A. Pharmaceutical Diversion	1	2	--	1	--	4	2.3
B. Clandestine Laboratories	2	2	3	1	--	8	2.4
C. Marijuana Eradication	3	--	2	--	1	6	2.3
D. Drug Identification	1	--	--	--	--	1	1.0
E. Other	--	--	--	--	--	0	--
<b>TOTAL</b>	<b>7</b>	<b>4</b>	<b>5</b>	<b>2</b>	<b>1</b>		

**Program Area 3**  
**Domestic Drug Control**

**TRAINING NEEDS**

	RANKING OF NEED					No. of States	Average
	1	2	3	4	5		
A. Pharmaceutical Diversion	2	1	3	1	1	8	2.8
B. Clandestine Laboratories	--	2	3	1	--	6	2.8
C. Marijuana Eradication	2	1	3	--	--	6	2.2
D. Drug Identification	4	--	--	--	1	5	1.8
E. Other	--	--	--	--	--	0	--
<b>TOTAL</b>	<b>8</b>	<b>4</b>	<b>9</b>	<b>2</b>	<b>2</b>		

**INFORMATION NEEDS**

	RANKING OF NEED					No. of States	Average
	1	2	3	4	5		
A. Pharmaceutical Diversion	2	2	--	2	2	8	3.0
B. Clandestine Laboratories	1	2	4	1	3	11	3.3
C. Marijuana Eradication	1	--	2	--	4	7	3.9
D. Drug Identification	1	--	--	--	3	4	4.0
E. Other	--	--	--	--	--	0	--
<b>TOTAL</b>	<b>5</b>	<b>4</b>	<b>6</b>	<b>3</b>	<b>12</b>		

**Program Area 4**  
**Community Crime Prevention**

**PROGRAM DEVELOPMENT NEEDS**

	RANKING OF NEED					No. of States	Average
	1	2	3	4	5		
A. Crime Prevention Through Environmental Design	3	1	--	2	3	9	3.1
B. Neighborhood Watch	2	1	2	4	--	9	2.9
C. Drug-Impacted Rural Jurisdictions	--	1	--	4	4	9	4.2
D. Preventing Burglary Through Enhanced Household Security	1	1	--	4	--	6	3.2
E. Community-based Policing	1	--	1	5	10	17	4.4
F. Violence Prevention	--	--	2	3	8	13	4.5
G. Community Mobilization	1	--	1	2	7	11	4.3
H. Other	1	--	--	--	2	3	3.7
TOTAL	9	4	6	24	34		

**OPERATIONAL NEEDS**

	RANKING OF NEED					No. of States	Average
	1	2	3	4	5		
A. Crime Prevention Through Environmental Design	3	2	1	--	2	8	2.5
B. Neighborhood Watch	4	3	--	1	--	8	1.8
C. Drug-Impacted Rural Jurisdictions	--	1	1	1	4	7	4.1
D. Preventing Burglary Through Enhanced Household Security	2	1	--	2	--	5	2.4
E. Community-based Policing	1	1	1	4	9	16	4.2
F. Violence Prevention	--	--	3	3	7	13	4.3
G. Community Mobilization	1	--	--	4	7	12	4.3
H. Other	--	--	--	--	1	1	5.0
TOTAL	11	8	6	15	30		

**Program Area 4**  
**Community Crime Prevention**

**TRAINING NEEDS**

	RANKING OF NEED					No. of States	Average
	1	2	3	4	5		
A. Crime Prevention Through Environmental Design	1	1	2	2	4	10	3.7
B. Neighborhood Watch	2	3	--	3	--	8	2.5
C. Drug-Impacted Rural Jurisdictions	1	1	1	1	4	8	3.8
D. Preventing Burglary Through Enhanced Household Security	--	1	--	2	1	4	3.8
E. Community-based Policing	2	--	2	3	13	20	4.3
F. Violence Prevention	--	--	2	5	7	14	4.4
G. Community Mobilization	1	--	1	1	7	10	4.3
H. Other	1	--	--	--	2	3	3.7
<b>TOTAL</b>	<b>8</b>	<b>6</b>	<b>8</b>	<b>17</b>	<b>38</b>		

**INFORMATION NEEDS**

	RANKING OF NEED					No. of States	Average
	1	2	3	4	5		
A. Crime Prevention Through Environmental Design	1	2	1	2	5	11	3.7
B. Neighborhood Watch	--	3	2	1	2	8	3.3
C. Drug-Impacted Rural Jurisdictions	--	1	2	2	5	10	4.1
D. Preventing Burglary Through Enhanced Household Security	--	1	2	2	1	6	3.5
E. Community-based Policing	--	--	4	2	14	20	4.5
F. Violence Prevention	--	--	2	1	10	13	4.6
G. Community Mobilization	--	--	2	2	10	14	4.6
H. Other	--	--	--	--	2	2	5.0
<b>TOTAL</b>	<b>1</b>	<b>7</b>	<b>15</b>	<b>12</b>	<b>49</b>		

**Program Area 5**  
**Stolen Property Programs**

**PROGRAM DEVELOPMENT NEEDS**

	RANKING OF NEED					No. of States	Average
	1	2	3	4	5		
A. Sting	1	--	1	--	--	2	2.0
B. Property Crime Program	--	--	1	--	--	1	3.0
C. Other	--	--	--	--	--	0	--
TOTAL	1	0	2	0	0		

**OPERATIONAL NEEDS**

	RANKING OF NEED					No. of States	Average
	1	2	3	4	5		
A. Sting	1	--	1	--	--	2	2.0
B. Property Crime Program	--	--	1	--	--	1	3.0
C. Other	--	--	--	--	--	0	--
TOTAL	1	0	2	0	0		

**Program Area 5**  
**Stolen Property Programs**

**TRAINING NEEDS**

	RANKING OF NEED					No. of States	Average
	1	2	3	4	5		
A. Sting	1	--	--	1	--	2	2.5
B. Property Crime Program	--	--	--	1	--	1	4.0
C. Other	--	--	--	--	--	0	--
<b>TOTAL</b>	1	0	0	2	0		

**INFORMATION NEEDS**

	RANKING OF NEED					No. of States	Average
	1	2	3	4	5		
A. Sting	--	--	1	--	1	2	4.0
B. Property Crime Program	--	--	2	--	--	2	3.0
C. Other	--	--	--	--	--	0	--
<b>TOTAL</b>	0	0	3	0	1		



**Program Area 6**  
**Public Corruption / Organized / White Collar Crime**

**PROGRAM DEVELOPMENT NEEDS**

	RANKING OF NEED					No. of States	Average
	1	2	3	4	5		
A. Reducing Drug Corruption Among Public Officials	1	--	2	--	1	4	3.0
B. Other	--	--	1	--	--	1	3.0
<b>TOTAL</b>	<b>1</b>	<b>0</b>	<b>3</b>	<b>0</b>	<b>1</b>		

**OPERATIONAL NEEDS**

	RANKING OF NEED					No. of States	Average
	1	2	3	4	5		
A. Reducing Drug Corruption Among Public Officials	1	--	1	--	--	2	2.0
B. Other	--	--	1	--	--	1	3.0
<b>TOTAL</b>	<b>1</b>	<b>0</b>	<b>2</b>	<b>0</b>	<b>0</b>		

**TRAINING NEEDS**

	RANKING OF NEED					No. of States	Average
	1	2	3	4	5		
A. Reducing Drug Corruption Among Public Officials	--	1	1	0	1	3	3.3
B. Other	--	--	--	--	--	0	--
<b>TOTAL</b>	<b>0</b>	<b>1</b>	<b>1</b>	<b>0</b>	<b>1</b>		

**Program Area 6**  
**Public Corruption / Organized / White Collar Crime**

**INFORMATION NEEDS**

	RANKING OF NEED					No. of States	Average
	1	2	3	4	5		
A. Reducing Drug Corruption Among Public Officials	--	2	2	2	1	7	3.3
B. Other	--	--	--	--	--	0	--
TOTAL	0	2	2	2	1		

**Program Area 7**  
**Law Enforcement Operations / Enhancements**

**PROGRAM DEVELOPMENT NEEDS**

	RANKING OF NEED					No. of States	Average
	1	2	3	4	5		
A. Single Jurisdiction Drug Enforcement	1	--	--	1	2	4	3.8
B. Juvenile Gangs Involvement in Drug Trafficking and Violence	2	--	5	1	7	15	3.7
C. Drug-Free Zone Enforcement	2	1	1	1	2	7	3.0
D. Integrated Criminal Apprehension Program (ICAP)	--	--	2	2	--	4	3.5
E. Arson Prevention and Control	1	--	--	--	--	1	1.0
F. Preserving the Crime Scene	1	--	1	--	--	2	2.0
G. Preserving Evidence and Computer Records	--	1	2	1	--	4	3.0
H. Drug Recognition Programs	--	1	1	--	1	3	3.3
I. Drug Dogs/ Canine Acquisition and Training/K-9 Unit	1	--	2	--	1	4	3.0
J. Targeting Firearm Offenses	1	1	2	1	--	5	2.6
K. Undercover Programs	1	2	--	1	1	5	2.8
L. Surveillance Programs	2	--	1	--	1	4	2.5
M. Highway Interdiction	2	--	1	1	2	6	3.2
N. Targeting Violent Criminals	2	--	2	2	4	10	3.6
O. Other	--	--	--	--	--	0	--
TOTAL	16	6	20	11	21		

**Program Area 7**  
**Law Enforcement Operations / Enhancements**

**OPERATIONAL NEEDS**

	RANKING OF NEED					No. of States	Average
	1	2	3	4	5		
A. Single Jurisdiction Drug Enforcement	1	--	1	1	1	4	3.3
B. Juvenile Gangs Involvement in Drug Trafficking and Violence	2	--	4	2	6	14	3.7
C. Drug-Free Zone Enforcement	2	1	--	1	1	5	2.6
D. Integrated Criminal Apprehension Program (ICAP)	--	--	--	--	--	0	--
E. Arson Prevention and Control	1	--	--	--	--	1	1.0
F. Preserving the Crime Scene	1	--	1	--	1	3	3.0
G. Preserving Evidence and Computer Records	--	2	1	1	--	4	2.8
H. Drug Recognition Programs	--	1	1	--	1	3	3.3
I. Drug Dogs/ Canine Acquisition and Training / K-9 Unit	1	--	1	--	1	3	3.0
J. Targeting Firearm Offenses	1	--	2	--	--	3	2.3
K. Undercover Programs	1	1	3	--	1	6	2.8
L. Surveillance Programs	2	--	2	--	1	5	2.6
M. Highway Interdiction	2	--	2	--	2	6	3.0
N. Targeting Violent Criminals	2	--	1	1	3	7	3.4
O. Other	--	--	--	--	--	0	--
<b>TOTAL</b>	<b>16</b>	<b>5</b>	<b>19</b>	<b>6</b>	<b>18</b>		

**Program Area 7**  
**Law Enforcement Operations / Enhancements**

**TRAINING NEEDS**

	RANKING OF NEED					No. of States	Average
	1	2	3	4	5		
A. Single Jurisdiction Drug Enforcement	--	--	1	2	3	6	4.3
B. Juvenile Gangs Involvement in Drug Trafficking and Violence	1	--	2	6	10	19	4.3
C. Drug-Free Zone Enforcement	2	1	--	1	3	7	3.3
D. Integrated Criminal Apprehension Program (ICAP)	--	--	2	1	2	5	4.0
E. Arson Prevention and Control	--	--	--	--	1	1	5.0
F. Preserving the Crime Scene	--	--	1	--	2	3	4.3
G. Preserving Evidence and Computer Records	--	1	1	1	1	4	3.5
H. Drug Recognition Programs	--	--	--	--	2	2	5.0
I. Drug Dogs/ Canine Acquisition and Training/K-9 Unit	--	--	1	1	3	5	4.4
J. Targeting Firearm Offenses	2	--	2	1	1	6	2.8
K. Undercover Programs	--	--	4	2	3	9	3.9
L. Surveillance Programs	1	--	2	2	3	8	3.8
M. Highway Interdiction	1	--	1	3	5	10	4.1
N. Targeting Violent Criminals	1	--	3	3	5	12	3.9
O. Other	--	--	--	--	--	0	--
<b>TOTAL</b>	<b>8</b>	<b>2</b>	<b>20</b>	<b>23</b>	<b>44</b>		

**Program Area 7**  
**Law Enforcement Operations / Enhancements**

**INFORMATION NEEDS**

	RANKING OF NEED					No. of States	Average
	1	2	3	4	5		
A. Single Jurisdiction Drug Enforcement	--	--	3	1	4	8	4.1
B. Juvenile Gangs Involvement in Drug Trafficking and Violence	--	--	3	5	12	20	4.5
C. Drug-Free Zone Enforcement	1	1	2	1	4	9	3.7
D. Integrated Criminal Apprehension Program (ICAP)	--	--	2	--	2	4	4.0
E. Arson Prevention and Control	--	--	--	1	1	2	4.5
F. Preserving the Crime Scene	--	--	1	--	1	2	4.0
G. Preserving Evidence and Computer Records	--	1	1	2	1	5	3.6
H. Drug Recognition Programs	--	--	--	--	2	2	5.0
I. Drug Dogs/ Canine Acquisition and Training/K-9 Unit	--	--	1	1	5	7	4.6
J. Targeting Firearm Offenses	--	--	2	1	4	7	4.3
K. Undercover Programs	--	1	--	--	5	6	4.5
L. Surveillance Programs	--	--	2	1	3	6	4.2
M. Highway Interdiction	--	--	1	--	4	5	4.6
N. Targeting Violent Criminals	--	1	1	2	6	10	4.3
O. Other	--	--	--	--	--	0	--
<b>TOTAL</b>	<b>1</b>	<b>4</b>	<b>19</b>	<b>15</b>	<b>54</b>		

**Program Area 8**  
**Criminal Prosecution / Drug Legislation**

**PROGRAM DEVELOPMENT NEEDS**

	RANKING OF NEED					No. of States	Average
	1	2	3	4	5		
A. Career Criminal Prosecution	1	1	--	3	1	6	3.5
B. Drug Conspiracy Prosecution	--	--	1	1	2	4	4.3
C. Specialized Narcotics Prosecution Unit	--	--	3	2	3	8	4.0
D. Model Drug Control Legislation	--	--	--	1	--	1	4.0
E. Use of Civil RICO in Drug Enforcement	--	--	2	--	3	5	4.2
F. Other	--	--	--	1	--	1	4.0
TOTAL	1	1	6	8	9		

**OPERATIONAL NEEDS**

	RANKING OF NEED					No. of States	Average
	1	2	3	4	5		
A. Career Criminal Prosecution	1	1	2	3	1	8	3.3
B. Drug Conspiracy Prosecution	--	1	2	1	3	7	3.9
C. Specialized Narcotics Prosecution Unit	1	1	5	2	3	12	3.4
D. Model Drug Control Legislation	--	1	--	--	--	1	2.0
E. Use of Civil RICO in Drug Enforcement	--	1	2	1	2	6	3.7
F. Other	--	--	--	1	--	1	4.0
TOTAL	2	5	11	8	9		

**Program Area 8**  
**Criminal Prosecution / Drug Legislation**

**TRAINING NEEDS**

	RANKING OF NEED					No. of States	Average
	1	2	3	4	5		
A. Career Criminal Prosecution	2	--	6	3	2	13	3.2
B. Drug Conspiracy Prosecution	1	--	5	1	4	11	3.6
C. Specialized Narcotics Prosecution Unit	2	--	6	2	5	15	3.5
D. Model Drug Control Legislation	1	--	--	--	1	2	3.0
E. Use of Civil RICO in Drug Enforcement	1	--	4	1	3	9	3.6
F. Other	--	--	--	1	1	2	4.5
TOTAL	7	0	21	8	16		

**INFORMATION NEEDS**

	RANKING OF NEED					No. of States	Average
	1	2	3	4	5		
A. Career Criminal Prosecution	--	1	1	4	5	11	4.2
B. Drug Conspiracy Prosecution	--	1	2	2	4	9	4.0
C. Specialized Narcotics Prosecution Unit	--	--	2	1	8	11	4.5
D. Model Drug Control Legislation	--	--	--	2	2	4	4.5
E. Use of Civil RICO in Drug Enforcement	--	--	2	1	5	8	4.4
F. Other	--	--	--	1	1	2	4.5
TOTAL	0	2	7	11	25		



**Program Area 9**  
**Financial Aspects of Drug Control**

**PROGRAM DEVELOPMENT NEEDS**

	RANKING OF NEED					No. of States	Average
	1	2	3	4	5		
A. Financial Investigations	--	--	4	3	1	8	3.6
B. Asset Seizure and Forfeiture	--	1	2	1	2	6	3.7
C. Money Laundering	--	--	1	2	1	4	4.0
D. Other	--	--	--	--	--	0	--
<b>TOTAL</b>	<b>0</b>	<b>1</b>	<b>7</b>	<b>6</b>	<b>4</b>		

**OPERATIONAL NEEDS**

	RANKING OF NEED					No. of States	Average
	1	2	3	4	5		
A. Financial Investigations	--	2	4	3	1	10	3.3
B. Asset Seizure and Forfeiture	--	3	1	2	2	8	3.4
C. Money Laundering	--	1	1	3	1	6	3.7
D. Other	--	--	--	--	--	0	--
<b>TOTAL</b>	<b>0</b>	<b>6</b>	<b>6</b>	<b>8</b>	<b>4</b>		

**Program Area 9**  
**Financial Aspects of Drug Control**

**TRAINING NEEDS**

	RANKING OF NEED					No. of States	Average
	1	2	3	4	5		
A. Financial Investigations	2	1	4	3	7	17	3.7
B. Asset Seizure and Forfeiture	1	1	5	1	7	15	3.8
C. Money Laundering	1	--	3	3	2	9	3.6
D. Other	--	--	--	--	--	0	--
<b>TOTAL</b>	<b>4</b>	<b>2</b>	<b>12</b>	<b>7</b>	<b>16</b>		

**INFORMATION NEEDS**

	RANKING OF NEED					No. of States	Average
	1	2	3	4	5		
A. Financial Investigations	--	1	2	3	5	11	4.1
B. Asset Seizure and Forfeiture	--	2	1	1	7	11	4.2
C. Money Laundering	--	--	1	4	2	7	4.1
D. Other	--	--	--	--	--	0	--
<b>TOTAL</b>	<b>0</b>	<b>3</b>	<b>4</b>	<b>8</b>	<b>14</b>		

**Program Area 10**  
**Court-Based Operations**

**PROGRAM DEVELOPMENT NEEDS**

	RANKING OF NEED					No. of States	Average
	1	2	3	4	5		
A. Court Delay Reduction	--	2	2	3	1	8	3.4
B. Differentiated Case Management	--	--	1	1	--	2	3.5
C. Fast Track Prosecution/Fast Track Defense	1	1	2	--	1	5	2.8
D. Drug Courts	1	1	1	--	--	3	2.0
E. Court Improvement/Court Management Improvement	--	--	3	1	1	5	3.6
F. Court Unification	--	--	--	--	--	0	--
G. Video Arraignment	--	--	1	1	--	2	3.5
H. Dispute Resolution	--	1	--	--	--	1	2.0
I. Pretrial Services Delivery	--	--	1	--	2	3	4.3
J. Other	--	--	--	--	--	0	--
<b>TOTAL</b>	<b>2</b>	<b>5</b>	<b>11</b>	<b>6</b>	<b>5</b>		

**Program Area 10**  
**Court-Based Operations**

**OPERATIONAL NEEDS**

	RANKING OF NEED					No. of States	Average
	1	2	3	4	5		
A. Court Delay Reduction	--	1	3	3	--	7	3.3
B. Differentiated Case Management	--	--	1	1	--	2	3.5
C. Fast Track Prosecution/Fast Track Defense	1	1	1	1	--	4	2.5
D. Drug Courts	1	1	1	--	1	4	2.8
E. Court Improvement/Court Management Improvement	--	--	2	3	1	6	3.8
F. Court Unification	--	--	--	--	--	0	--
G. Video Arraignment	--	--	1	1	--	2	3.5
H. Dispute Resolution	--	1	--	--	--	1	2.0
I. Pretrial Services Delivery	--	--	1	--	1	2	4.0
J. Other	--	--	--	--	--	0	--
<b>TOTAL</b>	<b>2</b>	<b>4</b>	<b>10</b>	<b>9</b>	<b>3</b>		

**Program Area 10**  
**Court-Based Operations**

**TRAINING NEEDS**

	RANKING OF NEED					No. of States	Average
	1	2	3	4	5		
A. Court Delay Reduction	--	--	1	5	--	6	3.8
B. Differentiated Case Management	--	--	1	1	--	2	3.5
C. Fast Track Prosecution/Fast Track Defense	--	1	2	1	--	4	3.0
D. Drug Courts	--	--	2	1	--	3	3.3
E. Court Improvement/Court Management Improvement	1	--	3	1	1	6	3.2
F. Court Unification	--	--	--	--	--	0	--
G. Video Arraignment	--	--	--	1	--	1	4.0
H. Dispute Resolution	--	--	--	--	--	0	--
I. Pretrial Services Delivery	--	--	--	--	1	1	5.0
J. Other	--	--	--	--	--	0	--
<b>TOTAL</b>	<b>1</b>	<b>1</b>	<b>9</b>	<b>10</b>	<b>2</b>		

**Program Area 10**  
**Court-Based Operations**

**INFORMATION NEEDS**

	RANKING OF NEED					No. of States	Average
	1	2	3	4	5		
A. Court Delay Reduction	--	1	3	3	3	10	3.8
B. Differentiated Case Management	--	--	1	2	1	4	4.0
C. Fast Track Prosecution/Fast Track Defense	--	--	2	3	2	7	4.0
D. Drug Courts	--	1	2	2	1	6	3.5
E. Court Improvement/Court Management Improvement	--	--	3	1	3	7	4.0
F. Court Unification	--	--	--	1	--	1	4.0
G. Video Arraignment	--	--	1	1	--	2	3.5
H. Dispute Resolution	--	1	2	--	--	3	2.7
I. Pretrial Services Delivery	--	--	1	--	3	4	4.5
J. Other	--	--	--	--	--	0	--
<b>TOTAL</b>	<b>0</b>	<b>3</b>	<b>15</b>	<b>13</b>	<b>13</b>		

**Program Area 11**  
**Adult Detention/Corrections Programs**

**PROGRAM DEVELOPMENT NEEDS**

	RANKING OF NEED					No. of States	Average
	1	2	3	4	5		
A. Intensive Supervision Probation and Parole	--	2	3	--	3	8	3.5
B. Boot Camps	1	22	1	2	8	3.1	
C. Treatment in a Jail Setting	--	1	2	4	4	11	4.0
D. Treatment in Correctional Facilities	--	2	2	5	5	14	3.9
E. Correctional Facilities Planning and Population Projections	--	--	--	2	2	4	4.5
F. Sentencing Strategies Development	--	1	2	2	1	6	3.5
G. Other	--	--	--	--	1	1	5.0
<b>TOTAL</b>	<b>1</b>	<b>8</b>	<b>11</b>	<b>14</b>	<b>18</b>		

**OPERATIONAL NEEDS**

	RANKING OF NEED					No. of States	Average
	1	2	3	4	5		
A. Intensive Supervision Probation and Parole	--	3	4	--	4	11	3.5
B. Boot Camps	1	1	3	2	2	9	3.3
C. Treatment in a Jail Setting	--	1	2	3	4	10	4.0
D. Treatment in Correctional Facilities	--	1	5	3	6	15	3.9
E. Correctional Facilities Planning and Population Projections	--	--	--	2	3	5	4.6
F. Sentencing Strategies Development	--	--	1	--	2	3	4.3
G. Other	--	--	--	--	1	1	5.0
<b>TOTAL</b>	<b>1</b>	<b>6</b>	<b>15</b>	<b>10</b>	<b>22</b>		

**Program Area 11**  
**Adult Detention/Corrections Programs**

**TRAINING NEEDS**

	RANKING OF NEED					No. of States	Average
	1	2	3	4	5		
A. Intensive Supervision Probation and Parole	1	1	5	2	3	12	3.4
B. Boot Camps	--	1	1	3	3	8	4.0
C. Treatment in a Jail Setting	--	--	3	4	4	11	4.1
D. Treatment in Correctional Facilities	1	1	6	3	6	17	3.7
E. Correctional Facilities Planning and Population Projections	--	1	--	1	3	5	4.2
F. Sentencing Strategies Development	--	--	1	--	2	3	4.3
G. Other	--	--	--	--	1	1	5.0
<b>TOTAL</b>	<b>2</b>	<b>4</b>	<b>16</b>	<b>13</b>	<b>22</b>		

**INFORMATION NEEDS**

	RANKING OF NEED					No. of States	Average
	1	2	3	4	5		
A. Intensive Supervision Probation and Parole	--	--	6	1	5	12	3.9
B. Boot Camps	--	2	1	2	4	9	3.9
C. Treatment in a Jail Setting	--	2	1	4	7	14	4.1
D. Treatment in Correctional Facilities	1	--	2	5	7	15	4.1
E. Correctional Facilities Planning and Population Projections	--	--	1	3	4	8	4.4
F. Sentencing Strategies Development	--	1	2	2	5	10	4.1
G. Other	--	--	--	--	1	1	5.0
<b>TOTAL</b>	<b>1</b>	<b>5</b>	<b>13</b>	<b>17</b>	<b>33</b>		



**Program Area 12**  
**Prison/Jail Industry**

**PROGRAM DEVELOPMENT NEEDS**

	RANKING OF NEED					No. of States	Average
	1	2	3	4	5		
A. Prison Industries	--	--	1	--	2	3	4.3
B. Jail Industries	--	2	--	1	--	3	2.7
C. Other	--	--	--	--	--	0	--
TOTAL	0	2	1	1	2		

**OPERATIONAL NEEDS**

	RANKING OF NEED					No. of States	Average
	1	2	3	4	5		
A. Prison Industries	--	--	--	1	1	2	4.5
B. Jail Industries	--	2	1	--	--	3	2.3
C. Other	--	--	--	--	--	0	--
TOTAL	0	2	1	1	1		

**TRAINING NEEDS**

	RANKING OF NEED					No. of States	Average
	1	2	3	4	5		
A. Prison Industries	--	--	2	--	1	3	3.7
B. Jail Industries	--	2	--	--	1	3	3.0
C. Other	--	--	--	1	--	1	4.0
TOTAL	0	2	2	1	2		

**Program Area 12**  
**Prison/Jail Industry**

**INFORMATION NEEDS**

	RANKING OF NEED					No. of States	Average
	1	2	3	4	5		
A. Prison Industries	--	1	3	--	1	5	3.2
B. Jail Industries	--	2	1	--	1	4	3.0
C. Other	--	--	--	--	--	0	--
TOTAL	0	3	4	0	2		

**Program Area 13**  
**Drug and Alcohol Treatment Programs**

**PROGRAM DEVELOPMENT NEEDS**

	RANKING OF NEED					No. of States	Average
	1	2	3	4	5		
A. Treatment of Adult Offenders	1	--	2	4	4	11	3.9
B. Treatment for Juvenile Offenders	--	--	3	2	8	13	4.4
C. Treatment Aftercare Services	1	--	2	3	6	12	4.1
D. Other	--	1	--	--	--	1	2.0
<b>TOTAL</b>	<b>2</b>	<b>1</b>	<b>7</b>	<b>9</b>	<b>18</b>		

**OPERATIONAL NEEDS**

	RANKING OF NEED					No. of States	Average
	1	2	3	4	5		
A. Treatment of Adult Offenders	1	--	3	2	6	12	4.0
B. Treatment for Juvenile Offenders	--	--	3	3	7	13	4.3
C. Treatment Aftercare Services	1	--	3	4	3	11	3.7
D. Other	--	--	--	--	--	0	--
<b>TOTAL</b>	<b>2</b>	<b>0</b>	<b>9</b>	<b>9</b>	<b>16</b>		

**TRAINING NEEDS**

	RANKING OF NEED					No. of States	Average
	1	2	3	4	5		
A. Treatment of Adult Offenders	--	--	5	3	5	13	4.0
B. Treatment for Juvenile Offenders	--	--	5	4	7	16	4.1
C. Treatment Aftercare Services	--	--	3	4	5	12	4.2
D. Other	--	--	--	1	--	1	4.0
<b>TOTAL</b>	<b>0</b>	<b>0</b>	<b>13</b>	<b>12</b>	<b>17</b>		

**Program Area 13**  
**Drug and Alcohol Treatment Programs**

**INFORMATION NEEDS**

	RANKING OF NEED					No. of States	Average
	1	2	3	4	5		
A. Treatment of Adult Offenders	--	2	3	3	6	14	3.9
B. Treatment for Juvenile Offenders	--	1	2	3	10	16	4.4
C. Treatment Aftercare Services	1	1	2	3	7	14	4.0
D. Other	--	--	--	--	1	1	5.0
TOTAL	1	4	7	9	24	45	

**Program Area 14**  
**Victim / Witness Programs**

**PROGRAM DEVELOPMENT NEEDS**

	RANKING OF NEED					No. of States	Average
	1	2	3	4	5		
A. One Day-One Trial/Jury Management	--	--	--	--	--	0	--
B. Systems for Setting Jurors Fees/Compensation	--	--	--	--	--	0	--
C. Victim/Witness Programs	3	--	3	1	1	8	2.6
D. Restitution for Victims	1	--	3	3	--	7	3.1
E. Victim Assistance	4	--	1	3	1	9	2.7
F. Other	--	--	--	--	2	2	5.0
<b>TOTAL</b>	<b>8</b>	<b>0</b>	<b>7</b>	<b>7</b>	<b>4</b>		

**OPERATIONAL NEEDS**

	RANKING OF NEED					No. of States	Average
	1	2	3	4	5		
A. One Day-One Trial/Jury Management	--	--	--	--	--	0	--
B. Systems for Setting Jurors Fees/Compensation	--	--	--	--	--	0	--
C. Victim/Witness Programs	1	--	2	2	--	5	3.0
D. Restitution for Victims	--	--	1	3	--	4	3.8
E. Victim Assistance	3	--	--	1	1	5	2.4
F. Other	--	--	--	--	1	1	5.0
<b>TOTAL</b>	<b>4</b>	<b>0</b>	<b>3</b>	<b>6</b>	<b>2</b>		

**Program Area 14**  
**Victim / Witness Programs**

**TRAINING NEEDS**

	RANKING OF NEED					No. of States	Average
	1	2	3	4	5		
A. One Day-One Trial/Jury Management	--	1	--	--	--	1	2.0
B. Systems for Setting Jurors Fees/Compensation	--	1	--	--	--	1	2.0
C. Victim/Witness Programs	--	--	1	1	3	5	4.4
D. Restitution for Victims	--	--	2	2	3	7	4.1
E. Victim Assistance	--	--	1	1	3	5	4.4
F. Other	--	--	--	--	1	1	5.0
TOTAL	0	2	4	4	10		

**INFORMATION NEEDS**

	RANKING OF NEED					No. of States	Average
	1	2	3	4	5		
A. One Day-One Trial/Jury Management	--	--	1	--	--	1	3.0
B. Systems for Setting Jurors Fees/Compensation	--	--	1	1	--	2	3.5
C. Victim/Witness Programs	--	--	2	2	4	8	4.3
D. Restitution for Victims	--	--	1	4	2	7	4.1
E. Victim Assistance	--	--	--	4	4	8	4.5
F. Other	1	--	--	--	2	3	3.7
TOTAL	1	0	5	11	12		

**Program Area 15**  
**Drug Control Technology / Information Systems**

**PROGRAM DEVELOPMENT NEEDS**

	RANKING OF NEED					No. of States	Average
	1	2	3	4	5		
A. Pretrial-Drug Testing	--	--	1	--	1	2	4.0
B. Statewide Urinalysis Testing	2	1	2	--	--	5	2.0
C. Treatment Alternatives to Street Crimes/ TASC	1	--	2	2	1	6	3.3
D. Forensic Laboratory Enhancement	--	1	1	1	3	6	4.0
E. Information/Management System for Criminal Justice Agencies	--	--	2	4	5	11	4.3
F. Automated Criminal History/Fingerprint ID/CJRI	2	1	1	2	8	14	3.9
G. Prosecution Management Support Systems	--	--	1	1	1	3	4.0
H. Establishing and Operating Intelligence Systems	1	1	1	3	2	8	3.5
I. Other	--	--	--	--	--	0	--
TOTAL	6	4	11	13	21		

**Program Area 15**  
**Drug Control Technology / Information Systems**

**OPERATIONAL NEEDS**

	RANKING OF NEED					No. of States	Average
	1	2	3	4	5		
A. Pretrial-Drug Testing	--	--	1	2	--	3	3.7
B. Statewide Urinalysis Testing	2	--	--	1	--	3	2.0
C. Treatment Alternatives to Street Crimes/ TASC	1	--	1	2	2	6	3.7
D. Forensic Laboratory Enhancement	--	1	2	1	2	6	3.7
E. Information/Management System for Criminal Justice Agencies	--	--	2	5	3	10	4.1
F. Automated Criminal History/Fingerprint ID/CJRI	1	--	1	3	5	10	4.1
G. Prosecution Management Support Systems	--	--	1	1	--	2	3.5
H. Establishing and Operating Intelligence Systems	--	2	3	1	1	7	3.1
I. Other	--	--	--	--	--	0	--
TOTAL	4	3	11	16	13		



**Program Area 15**  
**Drug Control Technology / Information Systems**

**TRAINING NEEDS**

	RANKING OF NEED					No. of States	Average
	1	2	3	4	5		
A. Pretrial-Drug Testing	--	--	1	1	1	3	4.0
B. Statewide Urinalysis Testing	1	--	1	--	--	2	2.0
C. Treatment Alternatives to Street Crimes/ TASC	1	1	--	1	3	6	3.7
D. Forensic Laboratory Enhancement	--	2	1	1	3	7	3.7
E. Information/Management System for Criminal Justice Agencies	--	1	2	5	4	12	4.0
F. Automated Criminal History/Fingerprint ID/CJRI	2	--	1	2	5	10	3.8
G. Prosecution Management Support Systems	--	--	2	--	--	2	3.0
H. Establishing and Operating Intelligence Systems	--	1	3	1	2	7	3.6
I. Other	--	--	--	--	--	0	--
<b>TOTAL</b>	<b>4</b>	<b>5</b>	<b>11</b>	<b>11</b>	<b>18</b>		

**Program Area 15**  
**Drug Control Technology / Information Systems**

**INFORMATION NEEDS**

	RANKING OF NEED					No. of States	Average
	1	2	3	4	5		
A. Pretrial-Drug Testing	--	--	4	2	1	7	3.6
B. Statewide Urinalysis Testing	--	--	2	2	3	7	4.1
C. Treatment Alternatives to Street Crimes/ TASC	--	1	1	1	5	8	4.3
D. Forensic Laboratory Enhancement	--	--	4	4	4	12	4.0
E. Information/Management System for Criminal Justice Agencies	--	--	3	5	9	17	4.4
F. Automated Criminal History/Fingerprint ID/CJRI	--	1	2	2	8	13	4.3
G. Prosecution Management Support Systems	--	--	3	1	1	5	3.6
H. Establishing and Operating Intelligence Systems	--	--	2	2	4	8	4.3
I. Other	--	--	--	--	--	0	--
<b>TOTAL</b>	<b>0</b>	<b>2</b>	<b>21</b>	<b>19</b>	<b>35</b>		

**Program Area 16**  
**Innovative/Unique Crime Control Programs**

**PROGRAM DEVELOPMENT NEEDS**

	RANKING OF NEED					No. of States	Average
	1	2	3	4	5		
A. Drug/Violent Crime Policy/Planning	1	--	2	3	3	9	3.8
B. Violent Fugitives Arrest Squad	1	--	2	1	2	6	3.5
C. Unified Court Policy on Drug Evidence and Custody	--	--	--	--	--	0	--
D. Health Department's Drug Abuse Warning Network	--	--	--	1	--	1	4.0
E. Air/Marine Interdiction Program	1	--	--	--	--	1	4.0
F. Other	--	--	--	--	--	0	--
<b>TOTAL</b>	<b>3</b>	<b>0</b>	<b>4</b>	<b>5</b>	<b>5</b>		

**OPERATIONAL NEEDS**

	RANKING OF NEED					No. of States	Average
	1	2	3	4	5		
A. Drug/Violent Crime Policy/Planning	--	--	2	1	2	5	4.0
B. Violent Fugitives Arrest Squad	--	1	1	--	2	4	3.8
C. Unified Court Policy on Drug Evidence and Custody	--	--	--	--	--	0	--
D. Health Department's Drug Abuse Warning Network	--	--	--	--	--	0	--
E. Air/Marine Interdiction Program	--	--	1	--	--	1	3.0
F. Other	--	--	--	--	--	0	--
<b>TOTAL</b>	<b>0</b>	<b>1</b>	<b>4</b>	<b>1</b>	<b>4</b>		

**Program Area 16**  
**Innovative/Unique Crime Control Programs**

**TRAINING NEEDS**

	RANKING OF NEED					No. of States	Average
	1	2	3	4	5		
A. Drug/Violent Crime Policy/Planning	1	--	2	1	2	6	3.5
B. Violent Fugitives Arrest Squad	--	--	--	1	3	4	4.5
C. Unified Court Policy on Drug Evidence and Custody	--	--	--	--	--	0	--
D. Health Department's Drug Abuse Warning Network	--	--	--	--	--	0	--
E. Air/Marine Interdiction Program	--	--	1	--	--	1	3.0
F. Other	--	--	--	--	--	0	--
<b>TOTAL</b>	<b>1</b>	<b>0</b>	<b>3</b>	<b>2</b>	<b>5</b>		

**INFORMATION NEEDS**

	RANKING OF NEED					No. of States	Average
	1	2	3	4	5		
A. Drug/Violent Crime Policy/Planning	--	--	2	2	4	8	4.3
B. Violent Fugitives Arrest Squad	--	1	--	1	4	6	4.3
C. Unified Court Policy on Drug Evidence and Custody	--	--	--	--	--	0	--
D. Health Department's Drug Abuse Warning Network	--	--	1	--	1	2	4.0
E. Air/Marine Interdiction Program	--	--	1	1	--	2	3.5
F. Other	--	--	--	--	--	0	--
<b>TOTAL</b>	<b>0</b>	<b>1</b>	<b>4</b>	<b>4</b>	<b>9</b>		

**Program Area 17**  
**Drug Enforcement in Public Housing**

**PROGRAM DEVELOPMENT NEEDS**

	RANKING OF NEED					No. of States	Average
	1	2	3	4	5		
A. Enforcement-Public Housing Developments	1	--	3	3	4	11	3.8
B. Tenant/Security Program	--	--	2	2	1	5	3.8
C. Other	--	--	--	--	--	0	--
<b>TOTAL</b>	<b>1</b>	<b>0</b>	<b>5</b>	<b>5</b>	<b>5</b>		

**OPERATIONAL NEEDS**

	RANKING OF NEED					No. of States	Average
	1	2	3	4	5		
A. Enforcement-Public Housing Developments	--	1	2	2	5	10	4.1
B. Tenant/Security Program	--	1	1	2	1	5	3.6
C. Other	--	--	--	--	--	0	--
<b>TOTAL</b>	<b>0</b>	<b>2</b>	<b>3</b>	<b>4</b>	<b>6</b>		

**TRAINING NEEDS**

	RANKING OF NEED					No. of States	Average
	1	2	3	4	5		
A. Enforcement-Public Housing Developments	--	--	4	2	7	13	4.2
B. Tenant/Security Program	--	1	4	2	2	9	3.6
C. Other	--	--	--	--	--	0	--
<b>TOTAL</b>	<b>0</b>	<b>1</b>	<b>8</b>	<b>4</b>	<b>9</b>		

**Program Area 17**  
**Drug Enforcement in Public Housing**

**INFORMATION NEEDS**

	RANKING OF NEED					No. of States	Average
	1	2	3	4	5		
A. Enforcement-Public Housing Developments	--	1	5	--	6	12	3.9
B. Tenant/Security Program	--	2	4	1	1	8	3.1
C. Other	--	--	1	--	--	1	3.0
TOTAL	0	3	10	1	7		

**Program Area 18**  
**Domestic Violence**

**PROGRAM DEVELOPMENT NEEDS**

	RANKING OF NEED					No. of States	Average
	1	2	3	4	5		
A. Domestic/Family Intervention	--	--	4	3	3	10	3.9
B. Law Enforcement's Response to Domestic Violence	--	1	3	3	3	10	3.8
C. Child Abuse Prosecution	--	--	5	1	4	10	3.9
D. Crimes Against the Elderly	--	--	3	2	4	9	4.1
E. Other	--	--	--	1	--	1	4.0
<b>TOTAL</b>	0	1	15	10	14		

**OPERATIONAL NEEDS**

	RANKING OF NEED					No. of States	Average
	1	2	3	4	5		
A. Domestic/Family Intervention	--	1	4	2	3	10	3.7
B. Law Enforcement's Response to Domestic Violence	--	--	4	3	2	9	3.8
C. Child Abuse Prosecution	--	--	4	1	2	7	3.7
D. Crimes Against the Elderly	--	--	2	--	3	5	4.2
E. Other	--	--	--	1	--	1	4.0
<b>TOTAL</b>	0	1	14	7	10		

**Program Area 18**  
**Domestic Violence**

**TRAINING NEEDS**

	RANKING OF NEED					No. of States	Average
	1	2	3	4	5		
A. Domestic/Family Intervention	1	--	1	6	4	12	4.0
B. Law Enforcement's Response to Domestic Violence	--	--	1	5	5	11	4.4
C. Child Abuse Prosecution	--	--	1	3	5	9	4.4
D. Crimes Against the Elderly	--	1	1	2	3	7	4.0
E. Other	--	--	--	1	--	1	4.0
<b>TOTAL</b>	<b>1</b>	<b>1</b>	<b>4</b>	<b>17</b>	<b>17</b>		

**INFORMATION NEEDS**

	RANKING OF NEED					No. of States	Average
	1	2	3	4	5		
A. Domestic/Family Intervention	1	--	--	4	7	12	4.3
B. Law Enforcement's Response to Domestic Violence	1	--	1	5	6	13	4.2
C. Child Abuse Prosecution	--	--	2	3	6	11	4.4
D. Crimes Against the Elderly	--	1	--	2	7	10	4.5
E. Other	--	--	--	1	--	1	4.0
<b>TOTAL</b>	<b>2</b>	<b>1</b>	<b>3</b>	<b>15</b>	<b>26</b>		



**Program Area 19**  
**Drug Control Program Evaluation**

**PROGRAM DEVELOPMENT NEEDS**

	RANKING OF NEED					No. of States	Average
	1	2	3	4	5		
A. Evaluation of any Formula Funded Program/Project	--	--	3	3	11	17	4.5
B. Other	--	--	--	--	1	1	5.0
TOTAL	0	0	3	3	12		

**OPERATIONAL NEEDS**

	RANKING OF NEED					No. of States	Average
	1	2	3	4	5		
A. Evaluation of any Formula Funded Program/Project	--	--	2	4	8	14	4.4
B. Other	--	--	--	--	1	1	5.0
TOTAL	0	0	2	4	9		

**TRAINING NEEDS**

	RANKING OF NEED					No. of States	Average
	1	2	3	4	5		
A. Evaluation of any Formula Funded Program/Project	--	--	2	3	11	16	4.6
B. Other	--	--	--	--	1	1	5.0
TOTAL	0	0	2	3	12		

**Program Area 19**  
**Drug Control Program Evaluation**

**INFORMATION NEEDS**

	RANKING OF NEED					No. of States	Average
	1	2	3	4	5		
A. Evaluation of any Formula Funded Program/Project	--	--	2	2	12	16	4.6
B. Other	--	--	--	1	1	2	4.5
TOTAL	0	0	2	3	13		

**Program Area 20**  
**Correctional Alternatives**

**PROGRAM DEVELOPMENT NEEDS**

	RANKING OF NEED					No. of States	Average
	1	2	3	4	5		
A. House Arrest/Electronic Monitoring	2	3	3	2	1	11	2.7
B. Restitution by Juveniles	2	1	2	2	1	8	2.9
C. Community Service Labor Program	--	1	1	--	2	4	3.8
D. User Accountability Sanctions (Without Incarceration)	--	2	1	2	1	6	3.3
E. Other	--	--	--	--	--	0	--
<b>TOTAL</b>	<b>4</b>	<b>7</b>	<b>7</b>	<b>6</b>	<b>5</b>		

**OPERATIONAL NEEDS**

	RANKING OF NEED					No. of States	Average
	1	2	3	4	5		
A. House Arrest/Electronic Monitoring	1	2	3	2	2	10	3.2
B. Restitution by Juveniles	1	1	1	--	1	4	2.8
C. Community Service Labor Program	--	2	--	--	--	2	2.0
D. User Accountability Sanctions (Without Incarceration)	--	1	1	--	1	3	3.3
E. Other	--	--	--	--	--	0	--
<b>TOTAL</b>	<b>2</b>	<b>6</b>	<b>5</b>	<b>2</b>	<b>4</b>		

**Program Area 20**  
**Correctional Alternatives**

**TRAINING NEEDS**

	RANKING OF NEED					No. of States	Average
	1	2	3	4	5		
A. House Arrest/Electronic Monitoring	--	1	4	3	4	12	3.8
B. Restitution by Juveniles	1	1	1	1	--	4	2.5
C. Community Service Labor Program	--	1	2	--	--	3	2.7
D. User Accountability Sanctions (Without Incarceration)	--	3	--	--	1	4	2.8
E. Other	--	--	--	--	--	0	--
<b>TOTAL</b>	<b>1</b>	<b>6</b>	<b>7</b>	<b>4</b>	<b>5</b>		

**INFORMATION NEEDS**

	RANKING OF NEED					No. of States	Average
	1	2	3	4	5		
A. House Arrest/Electronic Monitoring	--	--	3	5	4	12	4.1
B. Restitution by Juveniles	--	--	2	1	4	7	4.3
C. Community Service Labor Program	--	1	4	1	1	7	3.3
D. User Accountability Sanctions (Without Incarceration)	--	1	3	--	5	9	4.0
E. Other	--	--	--	--	--	0	--
<b>TOTAL</b>	<b>0</b>	<b>2</b>	<b>12</b>	<b>7</b>	<b>14</b>		

**Program Area 21**  
**Urban Drug Enforcement**

**PROGRAM DEVELOPMENT NEEDS**

	RANKING OF NEED					No. of States	Average
	1	2	3	4	5		
A. Street-Level Narcotics Enforcement	3	--	3	1	3	10	3.1
B. Target Cities	1	--	--	--	2	3	3.7
C. Nuisance Abatement Unit	--	--	1	--	2	3	4.3
D. Crack Houses	--	--	1	--	2	3	4.3
E. Reverse Sting Demand Reduction Enforcement	--	--	4	--	3	7	3.9
F. User Focus Enforcement	--	1	2	1	2	6	3.7
G. Alien/Ethnic Groups	--	--	1	2	--	3	3.7
H. Other	--	--	--	--	1	1	5.0
<b>TOTAL</b>	<b>4</b>	<b>1</b>	<b>12</b>	<b>4</b>	<b>15</b>		

**OPERATIONAL NEEDS**

	RANKING OF NEED					No. of States	Average
	1	2	3	4	5		
A. Street-Level Narcotics Enforcement	2	--	2	3	3	10	3.5
B. Target Cities	1	--	--	--	2	3	3.7
C. Nuisance Abatement Unit	--	--	1	--	2	3	4.3
D. Crack Houses	--	1	--	--	2	3	4.0
E. Reverse Sting Demand Reduction Enforcement	--	--	2	1	3	6	4.2
F. User Focus Enforcement	--	1	1	1	1	4	3.5
G. Alien/Ethnic Groups	--	--	1	--	1	1	4.0
H. Other	--	--	--	--	1	1	5.0
<b>TOTAL</b>	<b>3</b>	<b>2</b>	<b>6</b>	<b>6</b>	<b>14</b>		

**Program Area 21**  
**Urban Drug Enforcement**

**TRAINING NEEDS**

	RANKING OF NEED					No. of States	Average
	1	2	3	4	5		
A. Street-Level Narcotics Enforcement	--	1	3	2	7	13	4.2
B. Target Cities	--	1	--	--	3	4	4.3
C. Nuisance Abatement Unit	--	--	--	--	3	3	5.0
D. Crack Houses	--	--	--	--	4	4	5.0
E. Reverse Sting Demand Reduction Enforcement	--	--	2	1	4	7	4.3
F. User Focus Enforcement	--	1	1	1	2	5	3.8
G. Alien/Ethnic Groups	--	--	--	2	1	3	4.3
H. Other	--	--	--	--	1	1	5.0
<b>TOTAL</b>	<b>0</b>	<b>3</b>	<b>6</b>	<b>6</b>	<b>25</b>		

**INFORMATION NEEDS**

	RANKING OF NEED					No. of States	Average
	1	2	3	4	5		
A. Street-Level Narcotics Enforcement	--	--	2	4	7	13	4.4
B. Target Cities	--	--	--	2	2	4	4.5
C. Nuisance Abatement Unit	--	--	1	--	3	4	4.5
D. Crack Houses	--	--	1	--	4	5	4.6
E. Reverse Sting Demand Reduction Enforcement	--	--	1	1	5	7	4.6
F. User Focus Enforcement	--	--	--	3	3	6	4.5
G. Alien/Ethnic Groups	1	--	1	2	1	5	3.4
H. Other	--	--	1	--	1	2	4.0
<b>TOTAL</b>	<b>1</b>	<b>0</b>	<b>7</b>	<b>12</b>	<b>26</b>		

**Program Area 22**  
**State Formula Grant Administration**

**PROGRAM DEVELOPMENT NEEDS**

	RANKING OF NEED					No. of States	Average
	1	2	3	4	5		
A. Identifying Jurisdictions With Greatest Need	--	1	4	2	5	12	3.9
B. Developing a Statewide Strategy	2	1	3	2	4	12	3.4
C. Coordinating Various Funding Sources	--	2	2	3	4	11	3.8
D. Subgrantee Reporting and Monitoring	--	1	2	2	3	8	3.9
E. Developing Evaluation Plans	--	--	4	5	10	19	4.3
F. Establishing and Maintaining a Policy Board	2	--	--	1	2	5	3.2
G. GMIS Development	--	1	2	3	5	11	4.1
H. Financial Management	--	--	--	1	4		5
4.6 I. Compliance With Statutory Requirements							
1. INS Plan	--	--	2	--	4	6	4.3
2. CJRI Plan	--	--	3	1	8	12	4.4
3. Intelligence Systems (28 CFR Requirements)	--	--	5	--	3	8	3.8
4. Statute for HIV Testing	--	--	3	1	5	9	4.2
J. Other	--	--	--	--	--	0	--
TOTAL	4	6	30	21	57		

**Program Area 22**  
**State Formula Grant Administration**

**OPERATIONAL NEEDS**

	RANKING OF NEED					No. of States	Average
	1	2	3	4	5		
A. Identifying Jurisdictions With Greatest Need	--	1	1	2	5	9	4.2
B. Developing a Statewide Strategy	3	1	2	--	3	9	2.9
C. Coordinating Various Funding Sources	--	1	2	1	3	7	3.9
D. Subgrantee Reporting and Monitoring	--	1	3	1	3	8	3.8
E. Developing Evaluation Plans	--	--	3	4	10	17	4.4
F. Establishing and Maintaining a Policy Board	--	1	--	2	1	4	3.8
G. GMIS Development	--	--	2	3	4	9	4.2
H. Financial Management	--	1	--	1	3	5	4.2
I. Compliance With Statutory Requirements							
1. INS Plan	--	--	4	--	4	8	4.0
2. CJRI Plan	--	--	4	1	7	12	4.3
3. Intelligence Systems (28 CFR Requirements)	--	--	3	2	4	9	4.1
4. Statute for HIV Testing	--	--	4	2	5	11	4.1
J. Other	--	--	--	--	--	0	--
TOTAL	3	6	28	19	52		



**Program Area 22**  
**State Formula Grant Administration**

**TRAINING NEEDS**

	RANKING OF NEED					No. of States	Average
	1	2	3	4	5		
A. Identifying Jurisdictions With Greatest Need	--	2	1	4	6	13	4.1
B. Developing a Statewide Strategy	1	1	2	1	4	9	3.7
C. Coordinating Various Funding Sources	--	1	2	3	5	11	4.1
D. Subgrantee Reporting and Monitoring	--	1	2	5	3	11	3.9
E. Developing Evaluation Plans	--	1	2	2	9	14	4.4
F. Establishing and Maintaining a Policy Board	1	1	--	1	5	8	4.4
G. GMIS Development	--	--	3	4	4	11	4.1
H. Financial Management	--	1	--	1	3	5	4.2
I. Compliance With Statutory Requirements							
1. INS Plan	--	--	1	1	4	6	4.5
2. CJRI Plan	--	1	3	1	7	12	4.2
3. Intelligence Systems (28 CFR Requirements)	--	--	3	1	6	10	4.3
4. Statute for HIV Testing	--	--	3	2	5	10	4.2
J. Other	--	--	--	--	1	1	5.0
TOTAL	2	9	22	26	62		

**Program Area 22**  
**State Formula Grant Administration**

**INFORMATION NEEDS**

	RANKING OF NEED					No. of States	Average
	1	2	3	4	5		
A. Identifying Jurisdictions With Greatest Need	--	1	--	1	8	10	4.6
B. Developing a Statewide Strategy	1	--	2	2	7	12	4.2
C. Coordinating Various Funding Sources	--	1	2	3	8	14	4.3
D. Subgrantee Reporting and Monitoring	--	--	2	2	5	9	4.3
E. Developing Evaluation Plans	--	--	3	2	10	15	4.5
F. Establishing and Maintaining a Policy Board	--	--	1	1	6	8	4.6
G. GMIS Development	--	--	2	3	5	10	4.3
H. Financial Management	--	--	3	--	2	5	3.8
I. Compliance With Statutory Requirements							
1. INS Plan	--	--	--	1	6	7	4.9
2. CJRI Plan	--	--	3	--	12	15	4.6
3. Intelligence Systems (28 CFR Requirements)	--	--	--	4	8	12	4.7
4. Statute for HIV Testing	--	1	--	1	11	13	4.7
J. Other	--	--	--	--	1	1	5.0
TOTAL	1	3	18	20	89		

Table XII

## STATE RANKINGS OF ASSISTANCE NEEDED BY PROGRAM AREA

Program Area 1  
Drug Abuse Prevention Involving Law Enforcement

## PROGRAM DEVELOPMENT NEEDS

	RANKING OF NEED				
	1	2	3	4	5
A. DARE	NY, WI	DE, ID, TN, VA	NC	IA	--
B. School Based Programs	NY	ID, TN, WI	MD, NC	DE	DC, VA
C. Non School Based Programs	NY, WI	ID, ME, TN	ND	NC, VA	DE
D. Other	--	--	--	--	KY

## OPERATIONAL NEEDS

	RANKING OF NEED				
	1	2	3	4	5
A. DARE	WI	DE, TN, VA	NC	--	NH
B. School Based Programs	NY	TN	DE, NC	DC, VA	--
C. Non School Based Programs	NY, WI	ME, TN	NC, VA	--	DE
D. Other	--	--	--	--	--

**Program Area 1**  
**Drug Abuse Prevention Involving Law Enforcement**

**TRAINING NEEDS**

	RANKING OF NEED				
	1	2	3	4	5
A. DARE	ID, NV	DE, TN	NM, VA	--	IA, NJ
B. School Based Programs	ID, NV, NY	TN	DE, MD	DC, VA	KY, NJ
C. Non School Based Programs	ID, NY	ME, TN	MD	VA	DE, KY, NJ
D. Other	--	--	--	--	--

**INFORMATION NEEDS**

	RANKING OF NEED				
	1	2	3	4	5
A. DARE	TN, VA	--	MA, NM, NV	--	DE, NJ
B. School Based Programs	TN	--	DE, MD, NV	DC, PA, VA	NJ, NY
C. Non School Based Programs	--	TN	MD, ME, VA	PA	DE, NC, NJ, NY
D. Other	--	--	--	--	--

**Program Area 2**  
**Multijurisdictional Drug Enforcement**

**PROGRAM DEVELOPMENT NEEDS**

	RANKING OF NEED				
	1	2	3	4	5
A. Multijurisdictional Regional Task Forces	TX, WI	--	IA	TN	FL, GA, KY
B. Organized Crime/Narcotics Program	--	ME	OH, TN	--	KY
C. Special Narcotics Prosecutor	ID	ME	KY, WI	--	GA, TN
D. Criminal Intelligence Systems	ID, WI	MA, TN	KY, NC, NM	SC	GA, MD, NY
E. Statewide Confidential Funds Pool	ID	DE	--	NC, TN	--
F. Equipment Pool	WI	DE	TN	NC	--
G. Other	--	--	--	--	--

**Program Area 2**  
**Multijurisdictional Drug Enforcement**

**OPERATIONAL NEEDS**

	RANKING OF NEED				
	1	2	3	4	5
A. Multijurisdictional Regional Task Forces	NV, TX, WI	--	AL, MN, MS, NJ, OH	TN	AS, FL, GA, KY, OR
B. Organized Crime/Narcotics Program	--	ME	TN	--	KY
C. Special Narcotics Prosecutor	--	ID, WI	KY, ME, MN	--	GA, TN
D. Criminal Intelligence Systems	WI, WV	ID, MA, SC, TN	KY	NC	GA, MD, NY
E. Statewide Confidential Funds Pool	--	DE, ID, NM	--	NC, TN	--
F. Equipment Pool	WI	DE	TN	IA, NC	--
G. Other	--	--	--	--	--

**Program Area 2**  
**Multijurisdictional Drug Enforcement**

**TRAINING NEEDS**

	RANKING OF NEED				
	1	2	3	4	5
A. Multijurisdictional Regional Task Forces	AK, IN, TX	NC, TN	AS, IA, MS, NM, NV, OH	AL, NJ	FL, GA, KY, NH, OR
B. Organized Crime/Narcotics Program	--	TN	AL, NC, NM	--	KY
C. Special Narcotics Prosecutor	AK	ME	AL, KY, MA, SC	NC, TN	GA, IL, NH
D. Criminal Intelligence Systems	WV	TN	AL, IA, KY, NM	--	GA, IL, MD, NY, SC, SD
E. Statewide Confidential Funds Pool	--	DE	--	MA, TN	--
F. Equipment Pool	--	DE, TN	--	--	--
G. Other	--	--	--	--	--

**Program Area 2**  
**Multijurisdictional Drug Enforcement**

**INFORMATION NEEDS**

	RANKING OF NEED				
	1	2	3	4	5
A. Multijurisdictional Regional Task Forces	--	TN	AS, MN, NV	NH, RI	AK, FL, GA, MO, OR
B. Organized Crime/Narcotics Program	--	TN	--	RI	MO
C. Special Narcotics Prosecutor	ME	SC	MN	NH, RI, TN	AK, GA, MO, NJ
D. Criminal Intelligence Systems	--	TN	SC	RI	GA, IL, MD, NJ, NY, OK
E. Statewide Confidential Funds Pool	--	DE	--	NC, RI, TN	KY, NJ, OK
F. Equipment Pool	--	DE, MA, TN	--	IA, NC, RI	KY, NJ, OK
G. Other	--	--	--	--	--



**Program Area 3**  
**Domestic Drug Control**

**PROGRAM DEVELOPMENT NEEDS**

	RANKING OF NEED				
	1	2	3	4	5
A. Pharmaceutical Diversion	MD, MN	TN	--	NC, WI	--
B. Clandestine Laboratories	WI	MD, TN	KY, MN, NC	GA	--
C. Marijuana Eradication	WI	--	MN	--	--
D. Drug Identification	MN	--	--	--	--
E. Other	--	--	--	--	--

**OPERATIONAL NEEDS**

	RANKING OF NEED				
	1	2	3	4	5
A. Pharmaceutical Diversion	MD	ID, TN	--	WI	--
B. Clandestine Laboratories	ID, WI	MD, TN	KY, MN, NV	GA	--
C. Marijuana Eradication	ID, TN, WI	--	MN, NV	--	KY
D. Drug Identification	MN	--	--	--	--
E. Other	--	--	--	--	--

**Program Area 3**  
**Domestic Drug Control**

**TRAINING NEEDS**

	RANKING OF NEED				
	1	2	3	4	5
A. Pharmaceutical Diversion	ID, MD	TN	AL, IL, NC	IA	NJ
B. Clandestine Laboratories	--	MD, TN	IL, MN, NV	--	--
C. Marijuana Eradication	AK, TN	AL	IL, MN, NV	--	--
D. Drug Identification	AK, IL, MN, TX	--	--	--	GA
E. Other	--	--	--	--	--

**INFORMATION NEEDS**

	RANKING OF NEED				
	1	2	3	4	5
A. Pharmaceutical Diversion	MD, MN	MA, TN	--	NC, SD	KY, NJ
B. Clandestine Laboratories	FL	MD, TN	MN, NC, NV, SD	GA	KY, MI, MO
C. Marijuana Eradication	TN	--	MN, NV	--	AK, GA, MO, NY
D. Drug Identification	MN	--	--	--	AK, GA, KY
E. Other	--	--	--	--	--

**Program Area 4**  
**Community Crime Prevention**

**PROGRAM DEVELOPMENT NEEDS**

	RANKING OF NEED				
	1	2	3	4	5
A. Crime Prevention Through Environmental Design	ID, ME, WI	TN	--	NJ, RI	DE, OK, VA
B. Neighborhood Watch	NY, WI	TN	AS, DE	NJ, OK, RI, VA	--
C. Drug-Impacted Rural Jurisdictions	--	TN	--	MN, NJ, NM, OK	DE, GA, KY, SD
D. Preventing Burglary Through Enhanced Household Security	WI	TN	--	ME, NJ, OK, VA	--
E. Community-based Policing	NY	--	OH	AL, CA, ID, MN, TN	AS, DC, GA, KY, MA, MD, ME, NC, PA, RI
F. Violence Prevention	--	--	CA, TN	ME, MN, WI	DE, GA, MA, MD, NC, NM, OR, VT
G. Community Mobilization	NY	--	NJ	CA, TN	DE, MA, MD, NC, OR, PA, UT
H. Other	WI	--	--	--	MA, WV

**Program Area 4**  
**Community Crime Prevention**

**OPERATIONAL NEEDS**

	RANKING OF NEED				
	1	2	3	4	5
A. Crime Prevention Through Environmental Design	ME, RI, WI	ID, TN	VA	--	DE, OK
B. Neighborhood Watch	NY, RI, VA, WI	DE, IL, TN	--	OK	--
C. Drug-Impacted Rural Jurisdictions	TN	--	MN	ME, OK	--
D. Preventing Burglary Through Enhanced Household Security	VA, WI	TN	--	ME, OK	--
E. Community-Based Policing	NY	ID	OH	CA, MN, NC, TN	AS, DC, GA, IL, KY, MA, MD, ME, RI
F. Violence Prevention	--	--	AL, CA, TN	ME, MN, NC	DE, GA, IL, MA, MD, OR, UT
G. Community Mobilization	NY	--	--	CA, NC, NJ, TN	DE, IL, MA, MD, OR, UT, WI
H. Other	--	--	--	--	MA

**Program Area 4**  
**Community Crime Prevention**

**TRAINING NEEDS**

	RANKING OF NEED				
	1	2	3	4	5
A. Crime Prevention Through Environmental Design	ME	TN	ID, MN	IL, RI	CT, DE, OK, VI
B. Neighborhood Watch	IN, NY	DE, IL, TN	--	OK, RI, VA	--
C. Drug-Impacted Rural Jurisdictions	ID	TN	MN	OK	DE, GA, IL, MI
D. Preventing Burglary Through Enhanced Household Security	--	TN	--	OK, VA	ME
E. Community-Based Policing	ID, KY	--	AL, OH	NC, SC, TN	AS, DC, DE, GA, IL, KY, MA, MD, ME, MN, NE, NJ, RI
F. Violence Prevention	--	--	AL, TN	MN, NC, NE, SC, WI	DE, GA, IL, MA, MD, ME, OR
G. Community Mobilization	NY	--	NC	TN	DE, IL, MA, MD, NJ, OR, UT
H. Other	WI	--	--	--	MA, WV

**Program Area 4**  
**Community Crime Prevention**

**INFORMATION NEEDS**

	RANKING OF NEED				
	1	2	3	4	5
A. Crime Prevention Through Environmental Design	ME	NM, TN	SC	CT, MN	DE, IL, OK, RI, VA
B. Neighborhood Watch	--	DE, IL, TN	PA, VA	OK	NY, RI
C. Drug-Impacted Rural Jurisdictions	--	TN	MN, SC	NM, OK	DE, GA, IL, KY, MI
D. Preventing Burglary Through Enhanced Household Security	--	TN	PA, VA	NM, OK	ME
E. Community-Based Policing	--	--	ID, ME, NM, SC	MI, TN	AS, DC, DE, GA, IL, MA, MD, MN, MO, NC, NJ, NY, PA, RI
F. Violence Prevention	--	--	ME, TN	MN	DE, GA, IL, KY, MA, MD, NC, NM, OR, UT
G. Community Mobilization	--	--	NM, SC	MI, TN	DE, IL, MA, MD, NC, NJ, KY, OR, PA, UT
H. Other	--	--	--	--	KY, MA

**Program Area 5**  
**Stolen Property Programs**

**PROGRAM DEVELOPMENT NEEDS**

	RANKING OF NEED				
	1	2	3	4	5
A. Sting	RI	--	TN	--	--
B. Property Crime Program	--	--	TN	--	--
C. Other	--	--	--	--	--

**OPERATIONAL NEEDS**

	RANKING OF NEED				
	1	2	3	4	5
A. Sting	RI	--	TN	--	--
B. Property Crime Program	--	--	TN	--	--
C. Other	--	--	--	--	--

**TRAINING NEEDS**

	RANKING OF NEED				
	1	2	3	4	5
A. Sting	RI	--	--	TN	--
B. Property Crime Program	--	--	--	TN	--
C. Other	--	--	--	--	--

**Program Area 5**  
**Stolen Property Programs**

**INFORMATION NEEDS**

	RANKING OF NEED				
	1	2	3	4	5
A. Sting	--	--	TN	--	RI
B. Property Crime Program	--	--	NM, TN	--	--
C. Other	--	--	--	--	--



**Program Area 6**  
**Public Corruption/Organized/White Collar Crime**

**PROGRAM DEVELOPMENT NEEDS**

	RANKING OF NEED				
	1	2	3	4	5
A. Reducing Drug Corruption Among Public Officials	WI	--	NC, TN	--	KY
B. Other	--	--	WI	--	--

**OPERATIONAL NEEDS**

	RANKING OF NEED				
	1	2	3	4	5
A. Reducing Drug Corruption Among Public Officials	WI	--	TN	--	--
B. Other	--	--	WI	--	--

**TRAINING NEEDS**

	RANKING OF NEED				
	1	2	3	4	5
A. Reducing Drug Corruption Among Public Officials	--	VA	TN	--	PR
B. Other	--	--	--	--	--

**INFORMATION NEEDS**

	RANKING OF NEED				
	1	2	3	4	5
A. Reducing Drug Corruption Among Public Officials	--	SC, VA	NC, TN	NM, SD	KY
B. Other	--	--	--	--	--

**Program Area 7**  
**Law Enforcement Operations/Enhancements**

**PROGRAM DEVELOPMENT NEEDS**

	RANKING OF NEED				
	1	2	3	4	5
A. Single Jurisdiction Drug Enforcement	RI	--	--	IA	KY, NY
B. Juvenile Gangs Involvement in Drug Trafficking and Violence	RI, TX	--	AL, MA, MD, NM, PA	IA	GA, KY, MN, NY, OR, UT
C. Drug-Free Zone Enforcement	MA, NY	TN	NC	DE	GA, KY
D. Integrated Criminal Apprehension Program (ICAP)	--	--	KY, NM	AL, NC	--
E. Arson Prevention and Control	WI	--	--	--	--
F. Preserving the Crime Scene	WI	--	UT	--	--
G. Preserving Evidence and Computer Records	--	MD	UT, WI	GA	--
H. Drug Recognition Programs	--	WI	AL	--	NY
I. Drug Dogs / Canine Acquisition and Training / K-9 Unit	RI	--	KY, MA	--	NY
J. Targeting Firearm Offenses	RI	AL	OH, TN	NC	--
K. Undercover Programs	RI	DE, WI	--	AL	NY
L. Surveillance Programs	RI, WI	--	AS	--	NY
M. Highway Interdiction	RI, WI	--	MA	SC	AL, NY
N. Targeting Violent Criminals	RI, TX	--	OH, SC	DE, NC	GA, KY, MA, TN
O. Other	--	--	--	--	--

**Program Area 7**  
**Law Enforcement Operations/Enhancements**

**OPERATIONAL NEEDS**

	RANKING OF NEED				
	1	2	3	4	5
A. Single Jurisdiction Drug Enforcement	RI	--	NV	IA	NY
B. Juvenile Gangs Involvement in Drug Trafficking and Violence	RI, TX	--	MA, MD, NM, PA	AL, IA	GA, MN, NY, OR, UT, WI
C. Drug-Free Zone Enforcement	MA, NY	TN	--	DE	GA
D. Integrated Criminal Apprehension Program (ICAP)	--	--	--	--	--
E. Arson Prevention and Control	WI	--	--	--	--
F. Preserving the Crime Scene	WI	--	UT	--	AS
G. Preserving Evidence and Computer Records	--	MD, WI	UT	GA	--
H. Drug Recognition Programs	--	WI	AL	--	NY
I. Drug Dogs / Canine Acquisition and Training / K-9 Unit	RI	--	MA	--	NY
J. Targeting Firearm Offenses	RI	--	OH, TN	--	--
K. Undercover Programs	RI	WI	AL, DE, IA--	--	NY
L. Surveillance Programs	RI, WI	--	AS, IA	--	NY
M. Highway Interdiction	RI, WI	--	IA, MA	--	AL, NY
N. Targeting Violent Criminals	RI, TX	--	OH	DE	GA, MA, TN
O. Other	--	--	--	--	--

**Program Area 7**  
**Law Enforcement Operations/Enhancements**

**TRAINING NEEDS**

	RANKING OF NEED				
	1	2	3	4	5
A. Single Jurisdiction Drug Enforcement	--	--	NV	IA, RI	AK, NY
B. Juvenile Gangs Involvement in Drug Trafficking and Violence	TX	--	HI, MD	AL, IA, MA, NM, RI, SC	AK, GA, IL, KY, MN, NJ, NY, OR, UT, WI
C. Drug-Free Zone Enforcement	MA, NY	TN	--	DE	AK, GA, KY
D. Integrated Criminal Apprehension Program (ICAP)	--	--	NE, NM	NC	AK, KY
E. Arson Prevention and Control	--	--	--	--	AK
F. Preserving the Crime Scene	--	--	UT	--	AK, AS
G. Preserving Evidence and Computer Records	--	MD	UT	GA	AK
H. Drug Recognition Programs	--	--	--	--	AK, NY
I. Drug Dogs / Canine Acquisition and Training / K-9 Unit	--	--	RI	MA	AK, AS, NY
J. Targeting Firearm Offenses	IA, RI	--	OH, TN	NC	AK
K. Undercover Programs	--	--	DE, IA, NM, SC	AL, RI	AK, NJ, NY
L. Surveillance Programs	RI	--	AS, IA	NM, SC	AK, NJ, NY
M. Highway Interdiction	RI	--	IA	MA, NM, SD	AK, AL, NJ, NY, SC
N. Targeting Violent Criminals	TX	--	IL, OH, RI	DE, NC, SC	AK, GA, KY, MA, TN
O. Other	--	--	--	--	--

**Program Area 7**  
**Law Enforcement Operations/Enhancements**

**INFORMATION NEEDS**

	RANKING OF NEED				
	1	2	3	4	5
A. Single Jurisdiction Drug Enforcement	--	--	IN, NV, SC	IA	AK, MO, NY, RI
B. Juvenile Gangs Involvement in Drug Trafficking and Violence	--	--	MD, NV, SC	AL, IA, MI, NC, NM	AK, GA, IL, KY, MA, MN, NJ, NY, OR, PA, RI, UT
C. Drug-Free Zone Enforcement	MA	TN	NC, NM	DE	AK, GA, KY, NY
D. Integrated Criminal Apprehension Program (ICAP)	--	--	NM, SD	AK, MO	--
E. Arson Prevention and Control	--	--	--	SD	AK
F. Preserving the Crime Scene	--	--	UT	--	AK--
G. Preserving Evidence and Computer Records	--	MD	UT	GA, NM	--AK
H. Drug Recognition Programs	--	--	--	--	AK, NY
I. Drug Dogs / Canine Acquisition and Training / K-9 Unit	--	--	SC	SD	AK, AS, MA, NY, RI
J. Targeting Firearm Offenses	--	--	AL, TN	NC	AK, NM, NY, RI
K. Undercover Programs	--	SC	--	--	AK, DE, MO, NY, RI
L. Surveillance Programs	--	--	AS, SC	SD	
M. Highway Interdiction		--	SC	--	AK, MA, NY, RI
N. Targeting Violent Criminals	--	SC	IL	DE, NC	AK, GA, KY, MA, RI, TN
O. Other	--	--	--	--	--

**Program Area 8**  
**Criminal Prosecution/Drug Legislation**

**PROGRAM DEVELOPMENT NEEDS**

	RANKING OF NEED				
	1	2	3	4	5
A. Career Criminal Prosecution	NY	--	MN	TN, UT, WI	GA
B. Drug Conspiracy Prosecution	--	--	MN	WI	GA, MD
C. Specialized Narcotics Prosecution Unit	--	--	AL, MN, RI	MA, WI	GA, KY, TN
D. Model Drug Control Legislation	--	--	--	NC	--
E. Use of Civil RICO in Drug Enforcement	--	--	MN, UT	--	GA, NC, TN
F. Other	--	--	--	DE	--

**OPERATIONAL NEEDS**

	RANKING OF NEED				
	1	2	3	4	5
A. Career Criminal Prosecution	NY	ID	NC, NV	TN, UT, WI	GA
B. Drug Conspiracy Prosecution	--	ID	MN, NC	IA	GA, MD, WI
C. Specialized Narcotics Prosecution Unit	TX	ID	AL, ME, MN, NV, RI	MA, WI	GA, KY, TN
D. Model Drug Control Legislation	--	ID	--	--	--
E. Use of Civil RICO in Drug Enforcement	--	ID	MN, UT	IA	GA, TN
F. Other	--	--	--	DE	--

**Program Area 8**  
**Criminal Prosecution/Drug Legislation**

**TRAINING NEEDS**

	RANKING OF NEED				
	1	2	3	4	5
A. Career Criminal Prosecution	ID, NY	--	HI, IA, IL, NV, SC, VA	NM, TN, UT	AK, GA
B. Drug Conspiracy Prosecution	ID	--	IL, MN, NC, SC, VA	IA	AK, GA, MD, NJ
C. Specialized Narcotics Prosecution Unit	ID, TX	--	IL, MA, ME, MN, NV, VA	AL, NM	AK, GA, KY, RI, TN
D. Model Drug Control Legislation	ID	--	--	--	AK
E. Use of Civil RICO in Drug Enforcement	ID	--	IL, MN, NC, UT	IA	AK, GA, TN
F. Other	--	--	--	DE	--AK

**INFORMATION NEEDS**

	RANKING OF NEED				
	1	2	3	4	5
A. Career Criminal Prosecution	--	SC	NV	NC, NM, TN, UT	AK, GA, IL, MO, NY
B. Drug Conspiracy Prosecution	--	SC	MN, NM	IA, NC	AK, GA, IL, MD
C. Specialized Narcotics Prosecution Unit	--	--	MN, NV	NM	AK, GA, IL, MA, ME, MO, RI, TN
D. Model Drug Control Legislation	--	--	--	NC	AK, KY
E. Use of Civil RICO in Drug Enforcement	--	--	MN, UT	IA	AK, GA, IL, NC, TN
F. Other	--	--	--	DE	AK

**Program Area 9**  
**Financial Aspects of Drug Control**

**PROGRAM DEVELOPMENT NEEDS**

	RANKING OF NEED				
	1	2	3	4	5
A. Financial Investigations	--	--	NC, NV, RI, TN	GA, UT, VA	MN
B. Asset Seizure and Forfeiture	--	TN	KY, WI	DE	GA, MN
C. Money Laundering	--	--	NC	AS, UT	MN
D. Other	--	--	--	--	--

**OPERATIONAL NEEDS**

	RANKING OF NEED				
	1	2	3	4	5
A. Financial Investigations	--	ID, TN	DC, NC, NV, RI	GA, IA, UT	MN
B. Asset Seizure and Forfeiture	--	ID, TN, WI	IA	DE, NH	GA, MN
C. Money Laundering	--	ID	NC	AG, IA, UT	MN
D. Other	--	--	--	--	--



**Program Area 9**  
**Financial Aspects of Drug Control**

**TRAINING NEEDS**

	RANKING OF NEED				
	1	2	3	4	5
A. Financial Investigations	AK, ID	NM	AS, DC, HI, NV	GA, IA, UT	IL, MI, MN, PR, RI, TN, VA
B. Asset Seizure and Forfeiture	ID	NM	HI, IA, MS, SD, VA	DE	GA, IL, MI, MN, NJ, PR, TN
C. Money Laundering	ID	--	HI, IL, MI	AS, IA, UT	MN, PR
D. Other	--	--	--	--	--

**INFORMATION NEEDS**

	RANKING OF NEED				
	1	2	3	4	5
A. Financial Investigations	--	TN	NC, SD	GA, IA, UT	AK, IL, MI, MN, RI
B. Asset Seizure and Forfeiture	--	SC, TN	IA	DE	GA, IL, KY, MI, MN, NH, NJ
C. Money Laundering	--	--	MI	AS, IA, NC, UT	IL, MN
D. Other	--	--	--	--	--

**Program Area 10**  
**Court-Based Operations**

**PROGRAM DEVELOPMENT NEEDS**

	RANKING OF NEED				
	1	2	3	4	5
A. Court Delay Reduction	--	TN, WI	MA, MN	DE, GA, RI	KY
B. Differentiated Case Management	--	--	MN	RI	--
C. Fast Track Prosecution / Fast Track Defense	WI	NY	MA, MN	--	KY
D. Drug Courts	WI	TN	AL	--	--
E. Court Improvement / Court Management Improvement	--	--	MN, OR, WI	MA	RI
F. Court Unification	--	--	--	--	--
G. Video Arraignment	--	--	WI	DE	--
H. Dispute Resolution	--	WI	--	--	--
I. Pretrial Services Delivery	--	--	PA	--	DE, KY
J. Other	--	--	--	--	--

**Program Area 10**  
**Court-Based Operations**

**OPERATIONAL NEEDS**

	RANKING OF NEED				
	1	2	3	4	5
A. Court Delay Reduction	--	TN	MA, MN, WI	DE, GA, RI	--
B. Differentiated Case Management	--	--	MN	RI	--
C. Fast Track Prosecution / Fast Track Defense	WI	NY	MN	MA	
D. Drug Courts	WI	TN	AL	--	KY
E. Court Improvement / Court Management Improvement	--	--	MN, OR	IA, MA, WI	RI
F. Court Unification	--	--	--	--	--
G. Video Arraignment	--	--	WI	DE	--
H. Dispute Resolution	--	WI	--	--	--
I. Pretrial Services Delivery	--	--	PA	--	DE
J. Other	--	--	--	--	--

**Program Area 10**  
**Court-Based Operations**

**TRAINING NEEDS**

	RANKING OF NEED				
	1	2	3	4	5
A. Court Delay Reduction	--	--	MN	DE, GA, RI, SC, TN	--
B. Differentiated Case Management	--	--	MN	RI	--
C. Fast Track Prosecution / Fast Track Defense	--	NY	MA, MN	TN	
D. Drug Courts	--	--	AL, MI	TN	--
E. Court Improvement / Court Management Improvement	AK	--	IA, MN, OR	MA	RI
F. Court Unification	--	--	--	--	--
G. Video Arraignment	--	--	--	DE	--
H. Dispute Resolution	--		--	--	--
I. Pretrial Services Delivery	--	--	--	--	DE
J. Other	--	--	--	--	--

**Program Area 10**  
**Court-Based Operations**

**INFORMATION NEEDS**

	RANKING OF NEED				
	1	2	3	4	5
A. Court Delay Reduction	--	TN	MN, NM, SC	DE, GA, MA	KY, MO, RI
B. Differentiated Case Management	--	--	MN	NC, NM	RI
C. Fast Track Prosecution / Fast Track Defense	--	--	MN, SC	MA, NC, NM	KY, NY
D. Drug Courts	--	TN	MI, SC	AL, GA	KY
E. Court Improvement / Court Management Improvement	--	--	MN, NM, OR	SC	AK, MA, RI
F. Court Unification	--	--	--	NC	--
G. Video Arraignment	--	--	NM	DE	--
H. Dispute Resolution	--	NC	IN, NM	--	--
I. Pretrial Services Delivery	--	--	NM	--	DE, KY, PA
J. Other	--	--	--	--	--

**Program Area 11**  
**Adult Detention/Corrections Programs**

**PROGRAM DEVELOPMENT NEEDS**

	RANKING OF NEED				
	1	2	3	4	5
A. Intensive Supervision Probation and Parole	--	NY, VA	AS, IA, PA	--	AK, OR, RI
B. Boot Camps	WI	TN, VA	MA, PA	NC	CA, OR
C. Treatment in a Jail Setting	--	TN	OR, PA	AS, IA, MA, VA	DE, GA, KY, RI
D. Treatment in Correctional Facilities	--	IA, NY	OR, PA	AS, MA, MN, TN, VA	DE, GA, KY, RI, WI
E. Correctional Facilities Planning and Population Projections	--	--	--	AS, NM	DE, VA
F. Sentencing Strategies Development	--	DE	CA, OR	NC, NM	RI
G. Other	--	--	--	--	UT

**OPERATIONAL NEEDS**

	RANKING OF NEED				
	1	2	3	4	5
A. Intensive Supervision Probation and Parole	--	ID, NY, WI	AS, HI, NM, PA	--	AK, OR, RI, VA
B. Boot Camps	WI	TN	NM, PA, VA	MA, NC	CA, OR
C. Treatment in a Jail Setting	--	TN	OR, PA	AS, IA, MA	DE, GA, RI, VA
D. Treatment in Correctional Facilities	--	NY	HI, MN, NV, OR, PA	AS, MA, TN	DE, GA, KY, RI, VA, WI
E. Correctional Facilities Planning and Population Projections	--	--	--	AS, VA	DE, KY, OR
F. Sentencing Strategies Development	--	--	OR	--	DE, RI
G. Other	--	--	--	--	UT

**Program Area 11**  
**Adult Detention/Corrections Programs**

**TRAINING NEEDS**

	RANKING OF NEED				
	1	2	3	4	5
A. Intensive Supervision Probation and Parole	ID	NY	AS, HI, IA, IL, SC	NM, VA	AK, OR, RI
B. Boot Camps	--	NC	IL	MA, TN, VA	CA, OR, PR
C. Treatment in a Jail Setting	--	--	OR, SC, VA	AS, IA, MA, TN	DE, GA, IL, RI
D. Treatment in Correctional Facilities	AK	NY	HI, IN, NV, OR, SC, VA	AS, MA, TN	DE, GA, IA, RI, WI
E. Correctional Facilities Planning and Population Projections	--	VA	--	AS	DE, KY, OR
F. Sentencing Strategies Development	--	--	OR	--	DE, RI
G. Other	--	--	--	--	UT

**Program Area 11**  
**Adult Detention/Corrections Programs**

**INFORMATION NEEDS**

	RANKING OF NEED				
	1	2	3	4	5
A. Intensive Supervision Probation and Parole	--	--	AS, IA, IL, IN, NM, VA	SC	AK, NY, OR, PA, RI
B. Boot Camps	--	IA, TN	NM	NC, PA	IL, MA, OR, VA
C. Treatment in a Jail Setting	--	TN, VA	OR	AS, IA, PA, SC	DE, GA, IL, KY, MA, NY, RI
D. Treatment in Correctional Facilities	VA	--	NV, OR	AS, IA, PA, SC, TN	AK, DE, GA, IL, KY, MA, NY, RI
E. Correctional Facilities Planning and Population Projections	--	--	VA	AS, NC, PA	DE, NM, OR, SD
F. Sentencing Strategies Development	--	IL	OR, PA	IA, NC	DE, GA, KY, NM, RI
G. Other	--	--	--	--	UT



**Program Area 12**  
**Prison / Jail Industry**

**PROGRAM DEVELOPMENT NEEDS**

	RANKING OF NEED				
	1	2	3	4	5
A. Prison Industries	--	--	IL	--	UT, VA
B. Jail Industries	--	AS, TN	--	VA	--
C. Other	--	--	--	--	--

**OPERATIONAL NEEDS**

	RANKING OF NEED				
	1	2	3	4	5
A. Prison Industries	--	--	--	VA	UT
B. Jail Industries	--	AS, TN	VA	--	--
C. Other	--	--	--	--	--

**TRAINING NEEDS**

	RANKING OF NEED				
	1	2	3	4	5
A. Prison Industries	--	--	IL, VA	--	UT
B. Jail Industries	--	AS, VA	--	--	TN
C. Other	--	--	--	AL	--

**Program Area 12**  
**Prison / Jail Industry**

**INFORMATION NEEDS**

	RANKING OF NEED				
	1	2	3	4	5
A. Prison Industries	--	VA	IL, NM, SD	--	UT
B. Jail Industries	--	AS, TN	NM	--	VA
C. Other	--	--	--	--	--

**Program Area 13**  
**Drug and Alcohol Treatment Programs**

**PROGRAM DEVELOPMENT NEEDS**

	RANKING OF NEED				
	1	2	3	4	5
A. Treatment of Adult Offenders	NY	--	PA, TN	MA, MN, OR, VA	DE, GA, RI, WI
B. Treatment for Juvenile Offenders	--	--	IA, PA, TN	MA, OR	AS, DC, DE, GA, KY, MN, RI, WI
C. Treatment Aftercare Services	NY	--	PA, TN	IA, KY, OR	DE, GA, KY, MN, RI, VA
D. Other	--	VA	--	--	--

**OPERATIONAL NEEDS**

	RANKING OF NEED				
	1	2	3	4	5
A. Treatment of Adult Offenders	NY	--	MN, PA	MA, OR	DE, GA, KY, RI, VA, WI
B. Treatment for Juvenile Offenders	--	--	NV, PA, TN	IA, MA, OR	AS, DC, DE, GA, MN, RI, WI
C. Treatment Aftercare Services	NY	--	IA, PA, TN	MA, MN, OR, VA	DE, GA, RI
D. Other	--	--	--	--	--

**Program Area 13**  
**Drug and Alcohol Treatment Programs**

**TRAINING NEEDS**

	RANKING OF NEED				
	1	2	3	4	5
A. Treatment of Adult Offenders	--	--	HI, IN, MA, NY, VI	NM, OR, TN	DE, GA, IL, RI, WI
B. Treatment for Juvenile Offenders	--	--	HI, IN, MA, NV, SD	IA, NM, OR, TN	AS, DC, DE, GA, RI, SD, WI
C. Treatment Aftercare Services	--	--	MA, NY, VA	IA, NM, OR, TN	DE, GA, RI, SD, WI
D. Other	--	--	--	VA	--

**INFORMATION NEEDS**

	RANKING OF NEED				
	1	2	3	4	5
A. Treatment of Adult Offenders	--	TN, VA	HI, NM, SC	IA, MA, OR	DE, GA, IL, NY, PA, RI
B. Treatment for Juvenile Offenders	--	TN	HI, NV	IA, MA, OR	AS, DC, DE, GA, KY, MN, NM, PA, RI, SC
C. Treatment Aftercare Services	VA	TN	NM, SC	IA, MA, OR	CT, DE, GA, KY, NY, PA, RI
D. Other	--	--	--	--	VA

**Program Area 14**  
**Victim/Witness Programs**

**PROGRAM DEVELOPMENT NEEDS**

	RANKING OF NEED				
	1	2	3	4	5
A. One Day-One Trial / Jury Management	--	--	--	--	--
B. Systems for Setting Jurors Fees / Compensation	--	--	--	--	--
C. Victim / Witness Programs	DE, NM, WI	--	AL, NC, RI	IA	SD
D. Restitution for Victims	NM	--	AL, IA, RI	NC, UT, VA	--
E. Victim Assistance	NM, NY, TX, WI	--	RI	IA, NC, VA	DE
F. Other	--	--	--	--	DE, KY

**OPERATIONAL NEEDS**

	RANKING OF NEED				
	1	2	3	4	5
A. One Day-One Trial / Jury Management	--	--	--	--	--
B. Systems for Setting Jurors Fees / Compensation	--	--	--	--	--
C. Victim / Witness Programs	WI	--	AL, NC	DE, RI	--
D. Restitution for Victims	--	--	AL	HI, RI, UT	--
E. Victim Assistance	NY, TX, WI	--	--	RI	DE
F. Other	--	--	--	--	DE

**Program Area 14**  
**Victim/Witness Programs**

**TRAINING NEEDS**

	RANKING OF NEED				
	1	2	3	4	5
A. One Day-One Trial / Jury Management	--	VA	--	--	--
B. Systems for Setting Jurors Fees / Compensation	--	VA	--	--	--
C. Victim / Witness Programs	--	--	AL	IA	DE, IL, RI
D. Restitution for Victims	--	--	AL, HI	IA, UT	IL, RI, VA
E. Victim Assistance	--	--	NY	IA	DE, IL, RI
F. Other	--	--	--	--	DE

**INFORMATION NEEDS**

	RANKING OF NEED				
	1	2	3	4	5
A. One Day - One Trial / Jury Management	--	--	NM	--	--
B. Systems for Setting Jurors Fees / Compensation	--	--	NM	VA	--
C. Victim / Witness Programs	--	--	NC, NM	IA, VA	DE, IL, PA, RI
D. Restitution for Victims	--	--	NM	IA, NC, UT, VA	IL, RI
E. Victim Assistance	--	--	--	IA, NC, NM, VA	DE, IL, NY, RI
F. Other	--	--	--	--	DE, KY

**Program Area 15**  
**Drug Control Technology / Information Systems**

**PROGRAM DEVELOPMENT NEEDS**

	RANKING OF NEED				
	1	2	3	4	5
A. Pretrial-Drug Testing	--	--	DE	--	IA
B. Statewide Urinalysis Testing	NY, WI	NC	IA, KY	--	--
C. Treatment Alternatives to Street Crimes / TASC	NY	--	KY, RI	ME, VA	DE
D. Forensic Laboratory Enhancement	--	WI	MA	NC	RI, UT, VA
E. Information / Management System for Criminal Justice Agencies	--	--	KY, MA	AL, HI, MN, NM	DE, NC, OR, TN, VA
F. Automated Criminal History / Fingerprint ID / CJRI	TX, WI	MA	DE	AL, NC	CA, GA, KY, NM, OR, TN, UT, VA
G. Prosecution Management Support Systems	--	--	DE	KY	VA
H. Establishing and Operating Intelligence Systems	MA	WI	DE	IA, NM, VA	NC, RI
I. Other	--	--	--	--	--

**Program Area 15**  
**Drug Control Technology / Information Systems**

**OPERATIONAL NEEDS**

	RANKING OF NEED				
	1	2	3	4	5
A. Pretrial-Drug Testing	--	--	DE	HI, IA	--
B. Statewide Urinalysis Testing	NY, WI	--	--	HI	--
C. Treatment Alternatives to Street Crimes / TASC	NY	--	RI	ME, VA	DE, OR
D. Forensic Laboratory Enhancement	--	WI	NC, NY	VA	RI, UT
E. Information / Management System for Criminal Justice Agencies	--	--	KY, NV	HI, IA, MN, NC, VA	DE, OR, TN
F. Automated Criminal History / Fingerprint ID / CJRI	WI	--	DE	AL, NC, VA	CA, GA, OR, TN, UT
G. Prosecution Management Support Systems	--	--	DE	VA	--
H. Establishing and Operating Intelligence Systems	--	KY, WI	DE, HI, VA	IA	RI
I. Other	--	--	--	--	--



**Program Area 15**  
**Drug Control Technology / Information Systems**

**TRAINING NEEDS**

	RANKING OF NEED				
	1	2	3	4	5
A. Pretrial-Drug Testing	--	--	DE	NM	IA
B. Statewide Urinalysis Testing	NY	--	IA	--	--
C. Treatment Alternatives to Street Crimes / TASC	NY	VA	--	RI	DE, IA, OR
D. Forensic Laboratory Enhancement	--	MA, VA	MN	OR	NY, RI, UT
E. Information / Management System for Criminal Justice Agencies	--	MA	NV, SC	MN, NC, VA	DE, IA, OR, TN
F. Automated Criminal History / Fingerprint ID / CJRI	MA, TX	--	DE	AL, VA	CA, GA, OR, TN, UT
G. Prosecution Management Support Systems	--	--	DE, VA	--	
H. Establishing and Operating Intelligence Systems	--	MA	DE, HI, VA	IA	IL, RI
I. Other	--	--	--	--	--

**Program Area 15**  
**Drug Control Technology / Information Systems**

**INFORMATION NEEDS**

	RANKING OF NEED				
	1	2	3	4	5
A. Pretrial-Drug Testing	--	--	DE, KY, NC, NV	IA, NM	PA
B. Statewide Urinalysis Testing	--	--	KY, NV	IA, NC	GA, NY, PA
C. Treatment Alternatives to Street Crimes / TASC	--	VA	NC	IA	DE, NY, OR, PA, RI
D. Forensic Laboratory Enhancement	--	--	IL, IN, MN, VA	MA, NC, NM, OR	MO, NY, RI, UT
E. Information / Management System for Criminal Justice Agencies	--	--	IN, KY, NV	HI, IA, MA, MN, NM	DE, IL, NC, OR, PA, SC, SD, TN, VA
F. Automated Criminal History / Fingerprint ID / CJRI	--	VA	DE, IN	MA, NC	GA, IL, NM, OR, PA, SC, TN, UT
G. Prosecution Management Support Systems	--	--	DE, NC, SC	VA	NM
H. Establishing and Operating Intelligence Systems	--	--	DE, VA	IA, NM	IL, MA, NC, RI
I. Other	--	--	--	--	--

**Program Area 16**  
**Innovative/Unique Crime Control Programs**

**PROGRAM DEVELOPMENT NEEDS**

	RANKING OF NEED				
	1	2	3	4	5
A. Drug / Violent Crime Policy/Planning	TX	--	AL, NC	DE, MN, NV	KY, OR, RI
B. Violent Fugitives Arrest Squad	MA	--	NM, TN	KY	GA, UT
C. Unified Court Policy on Drug Evidence and Custody	--	--	--	--	--
D. Health Department's Drug Abuse Warning Network	--	--	--	NM	--
E. Air / Marine Interdiction Program	MA	--	--	--	--
F. Other	--	--	--	--	--

**OPERATIONAL NEEDS**

	RANKING OF NEED				
	1	2	3	4	5
A. Drug / Violent Crime Policy/Planning	--	--	AL, MN	DE	OR, RI
B. Violent Fugitives Arrest Squad	--	MA	TN	--	GA, UT
C. Unified Court Policy on Drug Evidence and Custody	--	--	--	--	--
D. Health Department's Drug Abuse Warning Network	--	--	--	--	--
E. Air / Marine Interdiction Program	--	--	MA	--	--
F. Other	--	--	--	--	--

**Program Area 16**  
**Innovative/Unique Crime Control Programs**

**TRAINING NEEDS**

	RANKING OF NEED				
	1	2	3	4	5
A. Drug / Violent Crime Policy/Planning	TX	--	AL, MN	DE	OR, RI
B. Violent Fugitives Arrest Squad	--	--	MA	--	GA, TN, UT
C. Unified Court Policy on Drug Evidence and Custody	--	--	--	--	--
D. Health Department's Drug Abuse Warning Network	--	--	--	--	--
E. Air / Marine Interdiction Program	--	--	MA	--	--
F. Other	--	--	--	--	--

**INFORMATION NEEDS**

	RANKING OF NEED				
	1	2	3	4	5
A. Drug / Violent Crime Policy/Planning	--	--	MN, NM	DE, NV	NC, OR, PA, RI
B. Violent Fugitives Arrest Squad	--	TN	--	NM	CT, GA, MA, UT
C. Unified Court Policy on Drug Evidence and Custody	--	--	--	--	--
D. Health Department's Drug Abuse Warning Network	--	--	OH	--	NM
E. Air / Marine Interdiction Program	--	--	MA	SC	--
F. Other	--	--	--	--	--

**Program Area 17**  
**Drug Enforcement in Public Housing**

**PROGRAM DEVELOPMENT NEEDS**

	RANKING OF NEED				
	1	2	3	4	5
A. Enforcement-Public Housing Developments	NY	--	OH, TN, WI	KY, MA, VA	DE, GA, MN, RI
B. Tenant / Security Program	--	--	OH, TN	DE, VA	MN
C. Other	--	--	--	--	--

**OPERATIONAL NEEDS**

	RANKING OF NEED				
	1	2	3	4	5
A. Enforcement-Public Housing Developments	--	VA	NY, OH	MA, TN	DE, GA, MN, RI, WI
B. Tenant / Security Program	--	VA	OH	DE, TN	MN
C. Other	--	--	--	--	--

**TRAINING NEEDS**

	RANKING OF NEED				
	1	2	3	4	5
A. Enforcement-Public Housing Developments	--	--	IA, NY, OH, SC	VA, WI	DE, GA, MA, MN, NJ, RI, TN
B. Tenant / Security Program	--	IL	HI, IA, OH, WI	DE, VA	MN, TN
C. Other	--	--	--	--	--

**Program Area 17**  
**Drug Enforcement in Public Housing**

**INFORMATION NEEDS**

	RANKING OF NEED				
	1	2	3	4	5
A. Enforcement-Public Housing Developments	--	VA	IN, NM, OH, SC, TN	--	DE, GA, MA, MN, NY, RI, TN
B. Tenant / Security Program	--	IL, VA	IN, NM, OH, TN	DE	MN
C. Other	--	--	NM	--	--

**Program Area 18**  
**Domestic Violence**

**PROGRAM DEVELOPMENT NEEDS**

	RANKING OF NEED				
	1	2	3	4	5
A. Domestic / Family Intervention	--	--	AL, KY, ME, RI	MA, NC, WI	DE, GA, OR
B. Law Enforcement's Response to Domestic Violence	--	NM	KY, RI, TN	MA, NC, OR	DE, GA, WI
C. Child Abuse Prosecution	--	--	MN, NC, NM, TN, VA	MA	DE, GA, KY, WI
D. Crimes Against the Elderly	--	--	AL, IA, NC	NM, RI	DE, GA, KY, VA
E. Other	--	--	--	RI	--

**OPERATIONAL NEEDS**

	RANKING OF NEED				
	1	2	3	4	5
A. Domestic / Family Intervention	--	ME	AL, MA, NM, RI	NC, WI	DE, GA, OR
B. Law Enforcement's Response to Domestic Violence	--	--	MA, NM, RI, TN	DE, NC, OR	GA, WI
C. Child Abuse Prosecution	--	--	MA, MN, NC, TN	DE	GA
D. Crimes Against the Elderly	--	--	AL, NC	--	DE, GA, RI
E. Other	--	--	--	RI	--

**Program Area 18**  
**Domestic Violence**

**TRAINING NEEDS**

	RANKING OF NEED				
	1	2	3	4	5
A. Domestic / Family Intervention	ME	--	AL	DE, IA, MA, NM, RI, WI	GA, IL, OR, SC
B. Law Enforcement's Response to Domestic Violence	--	--	RI	DE, IA, MA, NC, OR	GA, IL, SC, TN, WI
C. Child Abuse Prosecution	--	--	MN	DE, IA, MA	GA, PR, SC, TN, WI
D. Crimes Against the Elderly	--	RI	AL	CT, IA	DE, GA, VA
E. Other	--	--	--	RI	--

**INFORMATION NEEDS**

	RANKING OF NEED				
	1	2	3	4	5
A. Domestic / Family Intervention	ME	--	--	DE, IA, RI, SC	GA, IL, MA, NC, NM, OR, PA
B. Law Enforcement's Response to Domestic Violence	TX	--	RI	DE, IA, NM, OR, SC	GA, IL, MA, NC, PA, TN
C. Child Abuse Prosecution	--	--	MN, VA	DE, IA, SC	GA, MA, NC, NM, PA, TN
D. Crimes Against the Elderly	--	TX	--	IA, RI	CT, DE, GA, NC, NM, PA, VA
E. Other	--	--	--	RI	--



**Program Area 19**  
**Drug Control Program Evaluation**

**PROGRAM DEVELOPMENT NEEDS**

	RANKING OF NEED				
	1	2	3	4	5
A. Evaluation of any Formula Funded Program / Project	--	--	HI, NM, OH	AL, GA, MN	AK, CA, DC, DE, KY, LA, ME, OR, TN, UT, WV
B. Other	--	--	--	--	DE

**OPERATIONAL NEEDS**

	RANKING OF NEED				
	1	2	3	4	5
A. Evaluation of any Formula Funded Program / Project	--	--	OH, SD	AL, GA, HI, MN	CA, DC, DE, LA, ME, OR, TN, UT
B. Other	--	--	--	--	DE

**TRAINING NEEDS**

	RANKING OF NEED				
	1	2	3	4	5
A. Evaluation of any Formula Funded Program / Project	--	--	AS, OH	AL, GA, HI	AK, CA, DC, DE, LA, ME, MN, OR, TN, UT, WV
B. Other	--	--	--	--	DE

**Program Area 19**  
**Drug Control Program Evaluation**

**INFORMATION NEEDS**

	RANKING OF NEED				
	1	2	3	4	5
A. Evaluation of any Formula Funded Program / Project	--	--	IN, OH	GA, HI	AK, DC, DE, LA, ME, MN, NM, OR, PA, SC, TN, UT
B. Other	--	--	--	SC	DE

**Program Area 20**  
**Correctional Alternatives**

**PROGRAM DEVELOPMENT NEEDS**

	RANKING OF NEED				
	1	2	3	4	5
A. House Arrest / Electronic Monitoring	DE, RI	NM, OR, VA	KY, PA, TN	GA, IA	ME
B. Restitution by Juveniles	NM, RI	OR	DE, KY	IA, MN	PA
C. Community Service Labor Program	--	OR	KY	--	PA, VA
D. User Accountability Sanctions (Without Incarceration)	--	DE, OR	KY	NE, VA	PA
E. Other	--	--	--	--	--

**OPERATIONAL NEEDS**

	RANKING OF NEED				
	1	2	3	4	5
A. House Arrest / Electronic Monitoring	RI	OR, TN	DE, PA, VA	GA, IA	ME, PR
B. Restitution by Juveniles	RI	OR	DE	--	PA
C. Community Service Labor Program	--	OR, VA	--	--	--
D. User Accountability Sanctions (Without Incarceration)	--	OR	VA	--	DE
E. Other	--	--	--	--	--

**Program Area 20  
Correctional Alternatives**

**TRAINING NEEDS**

	RANKING OF NEED				
	1	2	3	4	5
A. House Arrest / Electronic Monitoring	--	OR	DE, IL, RI, SC	GA, IN, NM	ME, PR, TN
B. Restitution by Juveniles	RI	OR	DE	IA	--
C. Community Service Labor Program	--	OR	IL, VA	--	--
D. User Accountability Sanctions (Without Incarceration)	--	IL, OR, VA	--	--	DE
E. Other	--	--	--	--	--

**INFORMATION NEEDS**

	RANKING OF NEED				
	1	2	3	4	5
A. House Arrest / Electronic Monitoring	--	--	IL, KY, TN	GA, IA, NM, SC, VA	DE, ME, PA, RI
B. Restitution by Juveniles	--	--	DE, KY	IA	NM, PA, RI, SD
C. Community Service Labor Program	--	SD	IA, IL, KY, NM	VA	PA
D. User Accountability Sanctions (Without Incarceration)	--	IL	HI, KY, NM	--	DE, PA, SC, SD, VA
E. Other	--	--	--	--	--

**Program Area 21**  
**Urban Drug Enforcement**

**PROGRAM DEVELOPMENT NEEDS**

	RANKING OF NEED				
	1	2	3	4	5
A. Street-Level Narcotics Enforcement	AZ, MA, NY	--	MN, NM, RI	IA	DE, GA, TN
B. Target Cities	MA	--	--	--	DE, TN
C. Nuisance Abatement Unit	--	--	TN	--	DE, MN
D. Crack Houses	--	--	TN	--	DE, GA
E. Reverse Sting Demand Reduction Enforcement	--	--	DE, MA, TN	--	GA, IA, RI
F. User Focus Enforcement	--	DE	MA, NM	TN	AK, IA
G. Alien / Ethnic Groups	--	--	NM	DE, IA	--
H. Other	--	--	--	--	DE

**OPERATIONAL NEEDS**

	RANKING OF NEED				
	1	2	3	4	5
A. Street-Level Narcotics Enforcement	MA, NY	--	MN, RI	IA, KY, TN	DE, GA, WI
B. Target Cities	MA	--	--	--	DE, TN
C. Nuisance Abatement Unit	--	--	TN	--	DE, MN
D. Crack Houses	--	TN	--	--	DE, GA
E. Reverse Sting Demand Reduction Enforcement	--	--	DE, TN	MA	GA, IA, RI
F. User Focus Enforcement	--	DE	MA	TN	IA
G. Alien / Ethnic Groups	--	--	--	DE	--
H. Other	--	--	--	--	DE

**Program Area 21**  
**Urban Drug Enforcement**

**TRAINING NEEDS**

	RANKING OF NEED				
	1	2	3	4	5
A. Street-Level Narcotics Enforcement	--	MA	MN, NY, SC	IA, NM	AK, DE, GA, NJ, RI, TN, WI
B. Target Cities	--	MA	--	--	DE, NJ, TN
C. Nuisance Abatement Unit	--	--	--	--	DE, MN, TN
D. Crack Houses	--	--	--	--	AK, DE, GA, TN
E. Reverse Sting Demand Reduction Enforcement	--	--	DE, NM	MA	GA, IA, RI, TN
F. User Focus Enforcement	--	DE	MA	TN	AK, IA
G. Alien / Ethnic Groups	--	--	--	DE, IA	NJ
H. Other	--	--	--	--	DE

**Program Area 21**  
**Urban Drug Enforcement**

**INFORMATION NEEDS**

	RANKING OF NEED				
	1	2	3	4	5
A. Street-Level Narcotics Enforcement	--	--	IL, MN	IA, MA, NM, SC	AK, DE, GA, NY, PA, RI, TN
B. Target Cities	--	--	--	MA, NM	DE, TN
C. Nuisance Abatement Unit	--	--	IL	--	DE, MN, TN
D. Crack Houses	--	--	SC	--	AK, DE, GA, TN
E. Reverse Sting Demand Reduction Enforcement	--	--	DE	NM	GA, IA, MA, RI, TN
F. User Focus Enforcement	--	--	--	MA, NM, TN	AK, DE, IA
G. Alien / Ethnic Groups	SC	--	OH	DE, NM	NJ
H. Other	--	--	--	--	DE, NV

**Program Area 22**  
**State Formula Grant Administration**

**PROGRAM DEVELOPMENT NEEDS**

	RANKING OF NEED				
	1	2	3	4	5
A. Identifying Jurisdictions With Greatest Need	--	TX	KY, NC, NM, RI	AK, ME	DE, GA, MA, OR, TN
B. Developing a Statewide Strategy	NM, TX	MN	MA, OH, RI	AK, KY	GA, OR, TN, VA
C. Coordinating Various Funding Sources	--	MA, MN	GA, TX	AK, CT, NC	DE, OR, SD, TN
D. Subgrantee Reporting and Monitoring	--	MA	HI, OH	AK, NM	GA, OR, TN
E. Developing Evaluation Plans	--	--	MA, ME, NC, OH	AK, AL, DC, MN, TX	CA, CT, DE, GA, LA, RI, TN, UT, VA, WV
F. Establishing and Maintaining a Policy Board	AK, NM	--	--	MA	KY, TN
G. GMIS Development	--	NC	MA, OH	HI, IA, NM	LA, ME, OR, TN, WV
H. Financial Management	--	--	MA	--	GA, OR, TN, TX
I. Compliance With Statutory Requirements					
1. INS Plan	--	--	MA, OH	--	DE, OR, SD, TN
2. CJRI Plan	--	--	MN, NC, OH	MA	DE, KY, LA, NM, OR, SD, TN, UT
3. Intelligence Systems (28 CFR Requirements)	--	--	GA, KY, MA, NC, OH	--	DE, SD, TN
4. Statute for HIV Testing	--	--	GA, NC, OH	MA	DE, OR, SD, TN, UT
J. Other	--	--	--	--	--



**Program Area 22**  
**State Formula Grant Administration**

**OPERATIONAL NEEDS**

	RANKING OF NEED				
	1	2	3	4	5
A. Identifying Jurisdictions With Greatest Need	--	TX	NC	ME, RI	DE, GA, MA, OR, TN
B. Developing a Statewide Strategy	NM, RI, TX	MN	MA, OH	--	GA, OR, TN
C. Coordinating Various Funding Sources	--	MA	GA, KY	HI	DE, OR, TN
D. Subgrantee Reporting and Monitoring	--	MA	HI, OH, TX	KY	GA, OR, TN
E. Developing Evaluation Plans	--	--	MA, ME, OH	AL, CT, KY, MN	CA, DE, GA, HI, LA, OK, OR, RI, TN, UT
F. Establishing and Maintaining a Policy Board	--	HI	--	MA, TX	TN
G. GMIS Development	--	--	MA, OH	HI, IA, KY	LA, ME, OR, TN
H. Financial Management	--	MA	--	KY	GA, OR, TN
I. Compliance With Statutory Requirements					
1. INS Plan	--	--	CA, KY, MA, OH	--	DE, OR, SD, TN
2. CJRI Plan	--	--	MA, MN, NC, OH	CA	DE, LA, OK, OR, SD, TN, UT
3. Intelligence Systems (28 CFR Requirements)	--	--	GA, HI, OH	CA, MA	DE, SD, TN, UT
4. Statute for HIV Testing	--	--	GA, KY, NC, OH	MA, NH	DE, OR, SD, TN, UT
J. Other	--	--	--	--	--

**Program Area 22**  
**State Formula Grant Administration**

**TRAINING NEEDS**

	RANKING OF NEED				
	1	2	3	4	5
A. Identifying Jurisdictions With Greatest Need	--	NC, TX	IN	AK, ME, NM, VA	DE, GA, MA, OR, RI, TN
B. Developing a Statewide Strategy	TX	NM	MA, OH	AK	GA, OR, RI, TN
C. Coordinating Various Funding Sources	--	MA	GA, IN	AR, HI, TX	DE, NH, OR, SD, TN
D. Subgrantee Reporting and Monitoring	--	PA	MA, OH	AK, HI, KY, NM, VA	GA, OR, TN
E. Developing Evaluation Plans	--	MA	OH, TX	AK, MN	DE, GA, HI, LA, OR, RI, TN, UT, WV
F. Establishing and Maintaining a Policy Board	AK	HI	--	RI	CT, MA, NH, TN, TX
G. GMIS Development	--	--	IN, MA, OH	AL, HI, IA, NM	LA, OR, TN, WV
H. Financial Management	--	MA	--	KY	GA, OR, TN
I. Compliance With Statutory Requirements					
1. INS Plan	--	--	IL	MA	DE, OR, SD, TN
2. CJRI Plan	--	NC	AL, IL, MN	MA	DE, LA, NM, OR, SD, TN, UT
3. Intelligence Systems (28 CFR Requirements)	--	--	GA, IL, VA	MA	DE, IA, SC, SD, TN, UT
4. Statute for HIV Testing	--	--	AL, GA, IL	MA, RI	DE, OR, SD, TN, UT
J. Other	--	--	--	--	PR

**Program Area 22**  
**State Formula Grant Administration**

**INFORMATION NEEDS**

	RANKING OF NEED				
	1	2	3	4	5
A. Identifying Jurisdictions With Greatest Need	--	TX	--	NC	DE, GA, MA, NM, OR, PA, RI, TN
B. Developing a Statewide Strategy	TX	--	MS, OH	NH, NM	GA, MA, NY, OR, PA, RI, TN
C. Coordinating Various Funding Sources	--	MA	GA, MN	HI, NM, TX	CT, DE, NC, NY, OR, PA, SD, TN
D. Subgrantee Reporting and Monitoring	--	--	MS, OH	HI, MA	FL, GA, NM, OR, TN
E. Developing Evaluation Plans	--	--	NC, OH, TX	MA, MN	DE, GA, HI, LA, NY, OR, PA, RI, TN, UT
F. Establishing and Maintaining a Policy Board	--	--	HI	CT	KY, MA, PA, RI, TN, TX
G. GMIS Development	--	--	MA, OH	HI, IA, NC	LA, MO, NM, OR, TN
H. Financial Management	--	--	GA, HI, MA	--	OR, TN
I. Compliance With Statutory Requirements					
1. INS Plan	--	--	--	MA	DE, IL, NY, OR, SD, TN
2. CJRI Plan	--	--	FL, MN, NC	--	DE, IL, LA, MA, NM, NY, OR, PA, RI, SD, TN, UT
3. Intelligence Systems (28 CFR Requirements)	--	--	--	GA, HI, MA, NC	DE, IL, NY, PA, RI, SD, TN, UT
4. Statute for HIV Testing	--	GA	--	NC	DE, IA, IL, MA, NH, NY, OR, RI, SD, TN, UT
J. Other	--	--	--	--	PA

Table XIII

## NUMBER OF AREAS NEEDING ASSISTANCE BY STATE AND NEED TYPE

STATE	Program Development	Operational	Training	Information
AL	18	16	25	3
AK	9	1	38	32
AS	10	11	14	11
AZ	1	0	0	0
CA	8	10	3	0
CT	2	1	3	6
DE	61	61	62	62
DC	5	5	5	4
FL	1	1	1	4
GA	43	43	44	48
HI	4	14	19	12
ID	8	17	16	1
IL	1	5	41	42
IN	0	0	8	9
IA	23	23	44	36
KY	47	23	16	31
LA	4	4	4	4
ME	14	15	11	10
MD	11	9	11	11
MA	46	42	46	48
MI	0	0	5	9
MN	36	34	30	34
MS	0	1	2	2
MO	0	0	0	14
NE	1	0	3	0
NV	2	10	12	16
NH	0	3	4	5
NJ	5	2	17	13
NM	31	7	28	71
NY	26	26	26	36
NC	42	25	17	49
ND	0	0	0	0
OH	15	15	11	9
OK	4	6	4	7
OR	31	35	36	32
PA	15	11	1	42
PR	0	1	7	0
RI	43	43	45	53
SC	3	1	23	42
SD	7	5	10	19
TN	65	66	66	66
TX	11	9	12	7
UT	19	20	19	20
VT	0	0	0	0
VA	34	26	40	34
WA	0	0	0	0
WV	4	1	5	0
WI	49	50	13	0
WY	0	0	0	0
TOTAL	759	698	847	954

Table XIV

## TOTAL RANKS FOR ASSISTANCE NEEDS BY STATE AND NEED TYPE

STATE	Program Development	Operational	Training	Information	Total Per State
AL	62	54	85	11	212
AK	36	5	153	160	354
AS	37	44	53	42	176
AZ	1	0	0	0	1
CA	34	42	15	0	91
CT	9	4	14	28	55
DE	251	260	265	275	1051
DC	2	22	22	19	86
FL	5	5	5	14	29
GA	203	203	208	225	839
HI	14	50	63	44	171
ID	14	32	18	3	67
IL	3	22	155	182	362
IN	0	0	20	27	47
IA	87	89	169	142	487
KY	197	93	74	141	505
LA	20	20	20	20	80
ME	49	52	38	3	171
MD	39	33	39	39	150
MA	148	141	158	205	652
MI	0	0	21	38	59
MN	130	121	111	122	484
MS	0	3	6	6	15
MO	0	0	0	70	70
NE	4	0	12	0	16
NV	7	28	32	49	116
NH	0	13	20	22	55
NJ	19	7	84	65	175
NM	94	18	100	271	483
NY	61	65	75	180	381
NC	153	86	55	197	491
ND	0	0	0	0	0
OH	45	45	33	27	150
OK	17	27	17	32	93
OR	131	151	155	147	584
PA	55	35	2	199	291
PR	0	5	40	0	45
RI	143	140	182	254	719
SC	11	2	87	137	237
SD	35	23	45	79	182
TN	227	226	262	228	943
TX	21	15	22	18	76
UT	85	90	85	90	350
VT	0	0	0	0	0
VA	138	87	135	111	471
WA	0	0	0	0	0
WV	20	1	21	0	42
WI	112	122	56	0	290
WY	0	0	0	0	0
TOTAL	2,740	2,481	3,232	3,951	12,404

**APPENDIX A.**

**SURVEY FORM**

STATE'S TRAINING AND TECHNICAL ASSISTANCE NEEDS ASSESSMENT SURVEY

GENERAL INFORMATION

STATE \_\_\_\_\_ NAME OF AGENCY \_\_\_\_\_

ADDRESS OF AGENCY \_\_\_\_\_

NAME OF PERSON COMPLETING SURVEY \_\_\_\_\_ PHONE NUMBER \_\_\_\_\_

Please return survey no later than [Date] to:

Community Research Associates, Inc.  
2919 Valmont Road, Suite 206  
Boulder, Colorado 80301

PURPOSE OF SURVEY:

This survey is designed to identify those state and local training and technical assistance (T/TA) needs which jurisdictions face in implementing the Crime Control and System Improvement Formula Grant Program. The results of the survey will assist BJA in targeting and matching resources to those programs being developed and implemented through statewide strategies for preventing and combating drug-related crime, crimes of violence, and those programs designed to improve the function of state and local criminal justice. To ensure that T/TA resources are focused on local issues, BJA is requesting states to identify the programmatic needs associated with the 21 authorized program areas as well as the administrative needs related to administering the formula grant program. The results of this survey will guide the development of a comprehensive training and technical assistance plan for 1993.

## INSTRUCTIONS

Please complete the general information section above and the following survey. Check marks should be placed in the correct boxes in Sections I and II, columns (a) through (e). If your answer is "no" to a particular survey question, leave the box blank. Section III should be answered by placing number 1 through 5 on the proper line for that question. Prioritize your answers with number 5 displaying the greatest need and number 1 the least. You should mark all that apply, however, if you have no need for the assistance represented by any question in columns (f) through (i) in Section III, leave that particular line blank.

## DEFINITIONS

**Technical assistance (TA):** The provision of specialized short term consultation as a means of resolving a specific problem for a state or local justice, correction, or related system.

**Training (T):** Used to enhance recipient knowledge of justice, corrections, and drug related issues via workshop or conference settings.

**Information:** Refers to materials assembled on a specific topic to increase a user's understanding of the topic and related issues.

Definitions of the major headings contained within the column on BJA Program Areas can be found in the Formula Grant Program Guidance and Application Kit, issued last year by BJA.

Technical assistance for *program development and planning*, as referred to in Section III(f), is that needed to assist your agency or another agency with any aspect of planning, designing, or developing a program.

Technical assistance for operations, referred to in Section III(g), is that needed to assist on issues related to implementing a previously designed program or improving a program currently being conducted.

References to Formula Funds or Formula Grant Funding in the survey mean monies provided via the Bureau of Justice Assistance's Edward Byrne Memorial State and Local Law Enforcement Formula Grant Program. These funds are administered by a designated state agency and passed through to state and local agencies.



# STATE'S TRAINING AND TECHNICAL ASSISTANCE NEEDS ASSESSMENT SURVEY

BJA PROGRAM AREAS	I. TRAINING CURRENTLY PROVIDED IN-STATE			II. OPERATIONAL PROGRAMS RECEIVING FORMULA GRANT FUNDING		III. ASSISTANCE NEEDED THROUGH BJA T/TA PROGRAM Rank each area 1 through 5 according to need, with 5 being the greatest (leave blank if assistance not needed)			
	WITH STATE/LOCAL FUNDS	WITH FORMULA FUNDS	BY OTHER FEDERAL AGENCIES	CURRENTLY	ANTICIPATED	TECHNICAL ASSISTANCE		TRAINING	INFORMATION
	(a) / IF YES	(b) / IF YES	(c) / IF YES	(d) / IF YES	(e) / IF YES	PROGRAM DEVELOPMENT/ (f)	OPERATIONAL (g)	(h)	(i)
<b>1. DRUG ABUSE PREVENTION INVOLVING LAW ENFORCEMENT</b>									
A. DARE	<input type="checkbox"/>	<input type="checkbox"/>	<input type="checkbox"/>	<input type="checkbox"/>	<input type="checkbox"/>				
B. SCHOOL BASED PROGRAMS	<input type="checkbox"/>	<input type="checkbox"/>	<input type="checkbox"/>	<input type="checkbox"/>	<input type="checkbox"/>				
C. NON-SCHOOL BASED PROGRAMS	<input type="checkbox"/>	<input type="checkbox"/>	<input type="checkbox"/>	<input type="checkbox"/>	<input type="checkbox"/>				
D. OTHER _____	<input type="checkbox"/>	<input type="checkbox"/>	<input type="checkbox"/>	<input type="checkbox"/>	<input type="checkbox"/>				
<b>2. MULTIJURISDICTIONAL DRUG ENFORCEMENT</b>									
A. MULTIJURISDICTIONAL REGIONAL TASK FORCES	<input type="checkbox"/>	<input type="checkbox"/>	<input type="checkbox"/>	<input type="checkbox"/>	<input type="checkbox"/>				
B. ORGANIZED CRIME/NARCOTICS PROGRAM	<input type="checkbox"/>	<input type="checkbox"/>	<input type="checkbox"/>	<input type="checkbox"/>	<input type="checkbox"/>				
C. SPECIAL NARCOTICS PROSECUTOR	<input type="checkbox"/>	<input type="checkbox"/>	<input type="checkbox"/>	<input type="checkbox"/>	<input type="checkbox"/>				
D. CRIMINAL INTELLIGENCE SYSTEMS	<input type="checkbox"/>	<input type="checkbox"/>	<input type="checkbox"/>	<input type="checkbox"/>	<input type="checkbox"/>				
E. STATEWIDE CONFIDENTIAL FUNDS POOL	<input type="checkbox"/>	<input type="checkbox"/>	<input type="checkbox"/>	<input type="checkbox"/>	<input type="checkbox"/>				
F. EQUIPMENT POOL	<input type="checkbox"/>	<input type="checkbox"/>	<input type="checkbox"/>	<input type="checkbox"/>	<input type="checkbox"/>				
G. OTHER _____	<input type="checkbox"/>	<input type="checkbox"/>	<input type="checkbox"/>	<input type="checkbox"/>	<input type="checkbox"/>				
<b>3. DOMESTIC DRUG CONTROL</b>									
A. PHARMACEUTICAL DIVERSION	<input type="checkbox"/>	<input type="checkbox"/>	<input type="checkbox"/>	<input type="checkbox"/>	<input type="checkbox"/>				
B. CLANDESTINE LABORATORIES	<input type="checkbox"/>	<input type="checkbox"/>	<input type="checkbox"/>	<input type="checkbox"/>	<input type="checkbox"/>				
C. MARIJUANA ERADICATION	<input type="checkbox"/>	<input type="checkbox"/>	<input type="checkbox"/>	<input type="checkbox"/>	<input type="checkbox"/>				
D. DRUG IDENTIFICATION	<input type="checkbox"/>	<input type="checkbox"/>	<input type="checkbox"/>	<input type="checkbox"/>	<input type="checkbox"/>				
E. OTHER _____	<input type="checkbox"/>	<input type="checkbox"/>	<input type="checkbox"/>	<input type="checkbox"/>	<input type="checkbox"/>				
<b>4. COMMUNITY CRIME PREVENTION</b>									
A. CRIME PREVENTION THROUGH ENVIRONMENTAL DESIGN	<input type="checkbox"/>	<input type="checkbox"/>	<input type="checkbox"/>	<input type="checkbox"/>	<input type="checkbox"/>				
B. NEIGHBORHOOD WATCH	<input type="checkbox"/>	<input type="checkbox"/>	<input type="checkbox"/>	<input type="checkbox"/>	<input type="checkbox"/>				
C. DRUG-IMPACTED RURAL JURISDICTIONS	<input type="checkbox"/>	<input type="checkbox"/>	<input type="checkbox"/>	<input type="checkbox"/>	<input type="checkbox"/>				
D. PREVENTING BURGLARY THROUGH ENHANCED HOUSEHOLD SECURITY	<input type="checkbox"/>	<input type="checkbox"/>	<input type="checkbox"/>	<input type="checkbox"/>	<input type="checkbox"/>				

BJA PROGRAM AREAS	I. TRAINING CURRENTLY PROVIDED IN-STATE			II. OPERATIONAL PROGRAMS RECEIVING FORMULA GRANT FUNDING		III. ASSISTANCE NEEDED THROUGH BJA T/TA PROGRAM Rank each area 1 through 5 according to need, with 5 being the greatest (leave blank if assistance not needed)			
	WITH STATE/LOCAL FUNDS	WITH FORMULA FUNDS	BY OTHER FEDERAL AGENCIES	CURRENTLY	ANTICIPATED	TECHNICAL ASSISTANCE		TRAINING	INFORMATION
	(a) / IF YES	(b) / IF YES	(c) / IF YES	(d) / IF YES	(e) / IF YES	PROGRAM DEVELOPMENT/ (f)	OPERATIONAL (g)	(h)	(i)
E. COMMUNITY-BASED POLICING	<input type="checkbox"/>	<input type="checkbox"/>	<input type="checkbox"/>	<input type="checkbox"/>	<input type="checkbox"/>	—	—	—	—
F. VIOLENCE PREVENTION	<input type="checkbox"/>	<input type="checkbox"/>	<input type="checkbox"/>	<input type="checkbox"/>	<input type="checkbox"/>	—	—	—	—
G. COMMUNITY MOBILIZATION	<input type="checkbox"/>	<input type="checkbox"/>	<input type="checkbox"/>	<input type="checkbox"/>	<input type="checkbox"/>	—	—	—	—
H. OTHER _____	<input type="checkbox"/>	<input type="checkbox"/>	<input type="checkbox"/>	<input type="checkbox"/>	<input type="checkbox"/>	—	—	—	—
5. STOLEN PROPERTY PROGRAMS									
A. STING	<input type="checkbox"/>	<input type="checkbox"/>	<input type="checkbox"/>	<input type="checkbox"/>	<input type="checkbox"/>	—	—	—	—
B. PROPERTY CRIME PROGRAM	<input type="checkbox"/>	<input type="checkbox"/>	<input type="checkbox"/>	<input type="checkbox"/>	<input type="checkbox"/>	—	—	—	—
C. OTHER _____	<input type="checkbox"/>	<input type="checkbox"/>	<input type="checkbox"/>	<input type="checkbox"/>	<input type="checkbox"/>	—	—	—	—
6. PUBLIC CORRUPTION/ORGANIZED/WHITE COLLAR CRIME									
A. REDUCING DRUG CORRUPTION AMONG PUBLIC OFFICIALS	<input type="checkbox"/>	<input type="checkbox"/>	<input type="checkbox"/>	<input type="checkbox"/>	<input type="checkbox"/>	—	—	—	—
B. OTHER _____	<input type="checkbox"/>	<input type="checkbox"/>	<input type="checkbox"/>	<input type="checkbox"/>	<input type="checkbox"/>	—	—	—	—
7. LAW ENFORCEMENT OPERATIONS/ENHANCEMENT									
A. SINGLE JURISDICTION DRUG ENFORCEMENT	<input type="checkbox"/>	<input type="checkbox"/>	<input type="checkbox"/>	<input type="checkbox"/>	<input type="checkbox"/>	—	—	—	—
B. JUVENILE GANGS INVOLVEMENT IN DRUG TRAFFICKING AND VIOLENCE	<input type="checkbox"/>	<input type="checkbox"/>	<input type="checkbox"/>	<input type="checkbox"/>	<input type="checkbox"/>	—	—	—	—
C. DRUG-FREE SCHOOL ZONE ENFORCEMENT	<input type="checkbox"/>	<input type="checkbox"/>	<input type="checkbox"/>	<input type="checkbox"/>	<input type="checkbox"/>	—	—	—	—
D. INTEGRATED CRIMINAL APPREHENSION PROGRAM (ICAP)	<input type="checkbox"/>	<input type="checkbox"/>	<input type="checkbox"/>	<input type="checkbox"/>	<input type="checkbox"/>	—	—	—	—
E. ARSON PREVENTION AND CONTROL	<input type="checkbox"/>	<input type="checkbox"/>	<input type="checkbox"/>	<input type="checkbox"/>	<input type="checkbox"/>	—	—	—	—
F. PRESERVING THE CRIME SCENE	<input type="checkbox"/>	<input type="checkbox"/>	<input type="checkbox"/>	<input type="checkbox"/>	<input type="checkbox"/>	—	—	—	—
G. PRESERVING EVIDENCE AND COMPUTER RECORDS	<input type="checkbox"/>	<input type="checkbox"/>	<input type="checkbox"/>	<input type="checkbox"/>	<input type="checkbox"/>	—	—	—	—
H. DRUG RECOGNITION PROGRAMS	<input type="checkbox"/>	<input type="checkbox"/>	<input type="checkbox"/>	<input type="checkbox"/>	<input type="checkbox"/>	—	—	—	—
I. DRUG DOG/CANINE ACQUISITION AND TRAINING/K-9 UNIT	<input type="checkbox"/>	<input type="checkbox"/>	<input type="checkbox"/>	<input type="checkbox"/>	<input type="checkbox"/>	—	—	—	—
J. TARGETING FIREARM OFFENSES	<input type="checkbox"/>	<input type="checkbox"/>	<input type="checkbox"/>	<input type="checkbox"/>	<input type="checkbox"/>	—	—	—	—
K. UNDERCOVER PROGRAMS	<input type="checkbox"/>	<input type="checkbox"/>	<input type="checkbox"/>	<input type="checkbox"/>	<input type="checkbox"/>	—	—	—	—
L. SURVEILLANCE PROGRAMS	<input type="checkbox"/>	<input type="checkbox"/>	<input type="checkbox"/>	<input type="checkbox"/>	<input type="checkbox"/>	—	—	—	—
M. HIGHWAY INTERDICTION	<input type="checkbox"/>	<input type="checkbox"/>	<input type="checkbox"/>	<input type="checkbox"/>	<input type="checkbox"/>	—	—	—	—
N. TARGETING VIOLENT CRIMINALS	<input type="checkbox"/>	<input type="checkbox"/>	<input type="checkbox"/>	<input type="checkbox"/>	<input type="checkbox"/>	—	—	—	—

BJA PROGRAM AREAS	I. TRAINING CURRENTLY PROVIDED IN-STATE			II. OPERATIONAL PROGRAMS RECEIVING FORMULA GRANT FUNDING		III. ASSISTANCE NEEDED THROUGH BJA T/TA PROGRAM Rank each area 1 through 5 according to need, with 5 being the greatest (leave blank if assistance not needed)			
	WITH STATE/LOCAL FUNDS	WITH FORMULA FUNDS	BY OTHER FEDERAL AGENCIES	CURRENTLY	ANTICIPATED	TECHNICAL ASSISTANCE		TRAINING	INFORMATION
	(a) / IF YES	(b) / IF YES	(c) / IF YES	(d) / IF YES	(e) / IF YES	PROGRAM DEVELOPMENT/ (f)	OPERATIONAL (g)	(h)	(i)
D. OTHER _____	<input type="checkbox"/>	<input type="checkbox"/>	<input type="checkbox"/>	<input type="checkbox"/>	<input type="checkbox"/>	—	—	—	—
<b>8. CRIMINAL PROSECUTION/DRUG LEGISLATION</b>									
A. CAREER CRIMINAL PROSECUTION	<input type="checkbox"/>	<input type="checkbox"/>	<input type="checkbox"/>	<input type="checkbox"/>	<input type="checkbox"/>	—	—	—	—
B. DRUG CONSPIRACY PROSECUTION	<input type="checkbox"/>	<input type="checkbox"/>	<input type="checkbox"/>	<input type="checkbox"/>	<input type="checkbox"/>	—	—	—	—
C. SPECIALIZED NARCOTICS PROSECUTION UNIT	<input type="checkbox"/>	<input type="checkbox"/>	<input type="checkbox"/>	<input type="checkbox"/>	<input type="checkbox"/>	—	—	—	—
D. MODEL DRUG CONTROL LEGISLATION	<input type="checkbox"/>	<input type="checkbox"/>	<input type="checkbox"/>	<input type="checkbox"/>	<input type="checkbox"/>	—	—	—	—
E. USE OF CIVIL RICO IN DRUG ENFORCEMENT	<input type="checkbox"/>	<input type="checkbox"/>	<input type="checkbox"/>	<input type="checkbox"/>	<input type="checkbox"/>	—	—	—	—
F. OTHER _____	<input type="checkbox"/>	<input type="checkbox"/>	<input type="checkbox"/>	<input type="checkbox"/>	<input type="checkbox"/>	—	—	—	—
<b>9. FINANCIAL ASPECTS OF DRUG CONTROL</b>									
A. FINANCIAL INVESTIGATIONS	<input type="checkbox"/>	<input type="checkbox"/>	<input type="checkbox"/>	<input type="checkbox"/>	<input type="checkbox"/>	—	—	—	—
B. ASSET SEIZURE AND FORFEITURE	<input type="checkbox"/>	<input type="checkbox"/>	<input type="checkbox"/>	<input type="checkbox"/>	<input type="checkbox"/>	—	—	—	—
C. MONEY LAUNDERING	<input type="checkbox"/>	<input type="checkbox"/>	<input type="checkbox"/>	<input type="checkbox"/>	<input type="checkbox"/>	—	—	—	—
D. OTHER _____	<input type="checkbox"/>	<input type="checkbox"/>	<input type="checkbox"/>	<input type="checkbox"/>	<input type="checkbox"/>	—	—	—	—
<b>10. COURT-BASED OPERATIONS</b>									
A. COURT DELAY REDUCTION	<input type="checkbox"/>	<input type="checkbox"/>	<input type="checkbox"/>	<input type="checkbox"/>	<input type="checkbox"/>	—	—	—	—
B. DIFFERENTIATED CASE MANAGEMENT	<input type="checkbox"/>	<input type="checkbox"/>	<input type="checkbox"/>	<input type="checkbox"/>	<input type="checkbox"/>	—	—	—	—
C. FAST TRACK PROSECUTION/FAST TRACK DEFENSE	<input type="checkbox"/>	<input type="checkbox"/>	<input type="checkbox"/>	<input type="checkbox"/>	<input type="checkbox"/>	—	—	—	—
D. DRUG COURTS	<input type="checkbox"/>	<input type="checkbox"/>	<input type="checkbox"/>	<input type="checkbox"/>	<input type="checkbox"/>	—	—	—	—
E. COURT IMPROVEMENT/COURT MANAGEMENT IMPROVEMENT	<input type="checkbox"/>	<input type="checkbox"/>	<input type="checkbox"/>	<input type="checkbox"/>	<input type="checkbox"/>	—	—	—	—
F. COURT UNIFICATION	<input type="checkbox"/>	<input type="checkbox"/>	<input type="checkbox"/>	<input type="checkbox"/>	<input type="checkbox"/>	—	—	—	—
G. VIDEO ARRAIGNMENT	<input type="checkbox"/>	<input type="checkbox"/>	<input type="checkbox"/>	<input type="checkbox"/>	<input type="checkbox"/>	—	—	—	—
H. DISPUTE RESOLUTION	<input type="checkbox"/>	<input type="checkbox"/>	<input type="checkbox"/>	<input type="checkbox"/>	<input type="checkbox"/>	—	—	—	—
I. PRETRIAL SERVICES DELIVERY	<input type="checkbox"/>	<input type="checkbox"/>	<input type="checkbox"/>	<input type="checkbox"/>	<input type="checkbox"/>	—	—	—	—
J. OTHER _____	<input type="checkbox"/>	<input type="checkbox"/>	<input type="checkbox"/>	<input type="checkbox"/>	<input type="checkbox"/>	—	—	—	—
<b>11. ADULT DETENTION/CORRECTIONS PROGRAMS</b>									
A. INTENSIVE SUPERVISION PROBATION AND PAROLE	<input type="checkbox"/>	<input type="checkbox"/>	<input type="checkbox"/>	<input type="checkbox"/>	<input type="checkbox"/>	—	—	—	—



BJA PROGRAM AREAS	I. TRAINING CURRENTLY PROVIDED IN-STATE			II. OPERATIONAL PROGRAMS RECEIVING FORMULA GRANT FUNDING		III. ASSISTANCE NEEDED THROUGH BJA T/TA PROGRAM Rank each area 1 through 5 according to need, with 5 being the greatest (leave blank if assistance not needed)			
	WITH STATE/LOCAL FUNDS	WITH FORMULA FUNDS	BY OTHER FEDERAL AGENCIES	CURRENTLY	ANTICIPATED	TECHNICAL ASSISTANCE		TRAINING	INFORMATION
	(a) / IF YES	(b) / IF YES	(c) / IF YES	(d) / IF YES	(e) / IF YES	PROGRAM DEVELOPMENT/ (f)	OPERATIONAL (g)	(h)	(i)
<b>B. BOOT CAMPS</b>	<input type="checkbox"/>	<input type="checkbox"/>	<input type="checkbox"/>	<input type="checkbox"/>	<input type="checkbox"/>	---	---	---	---
<b>C. TREATMENT IN A JAIL SETTING</b>	<input type="checkbox"/>	<input type="checkbox"/>	<input type="checkbox"/>	<input type="checkbox"/>	<input type="checkbox"/>	---	---	---	---
<b>D. TREATMENT IN CORRECTIONAL FACILITIES</b>	<input type="checkbox"/>	<input type="checkbox"/>	<input type="checkbox"/>	<input type="checkbox"/>	<input type="checkbox"/>	---	---	---	---
<b>E. CORRECTIONAL FACILITIES PLANNING AND POPULATION PROJECTIONS</b>	<input type="checkbox"/>	<input type="checkbox"/>	<input type="checkbox"/>	<input type="checkbox"/>	<input type="checkbox"/>	---	---	---	---
<b>F. SENTENCING STRATEGIES DEVELOPMENT</b>	<input type="checkbox"/>	<input type="checkbox"/>	<input type="checkbox"/>	<input type="checkbox"/>	<input type="checkbox"/>	---	---	---	---
<b>G. OTHER _____</b>	<input type="checkbox"/>	<input type="checkbox"/>	<input type="checkbox"/>	<input type="checkbox"/>	<input type="checkbox"/>	---	---	---	---
<b>12. PRISON/JAIL INDUSTRY</b>									
<b>A. PRISON INDUSTRIES</b>	<input type="checkbox"/>	<input type="checkbox"/>	<input type="checkbox"/>	<input type="checkbox"/>	<input type="checkbox"/>	---	---	---	---
<b>B. JAIL INDUSTRIES</b>	<input type="checkbox"/>	<input type="checkbox"/>	<input type="checkbox"/>	<input type="checkbox"/>	<input type="checkbox"/>	---	---	---	---
<b>C. OTHER _____</b>	<input type="checkbox"/>	<input type="checkbox"/>	<input type="checkbox"/>	<input type="checkbox"/>	<input type="checkbox"/>	---	---	---	---
<b>13. DRUG AND ALCOHOL TREATMENT PROGRAMS</b>									
<b>A. TREATMENT OF ADULT OFFENDERS</b>	<input type="checkbox"/>	<input type="checkbox"/>	<input type="checkbox"/>	<input type="checkbox"/>	<input type="checkbox"/>	---	---	---	---
<b>B. TREATMENT FOR JUVENILE OFFENDERS</b>	<input type="checkbox"/>	<input type="checkbox"/>	<input type="checkbox"/>	<input type="checkbox"/>	<input type="checkbox"/>	---	---	---	---
<b>C. TREATMENT AFTERCARE SERVICES</b>	<input type="checkbox"/>	<input type="checkbox"/>	<input type="checkbox"/>	<input type="checkbox"/>	<input type="checkbox"/>	---	---	---	---
<b>D. OTHER _____</b>	<input type="checkbox"/>	<input type="checkbox"/>	<input type="checkbox"/>	<input type="checkbox"/>	<input type="checkbox"/>	---	---	---	---
<b>14. VICTIM/WITNESS PROGRAMS</b>									
<b>A. ONE DAY ONE TRIAL/JURY MANAGEMENT</b>	<input type="checkbox"/>	<input type="checkbox"/>	<input type="checkbox"/>	<input type="checkbox"/>	<input type="checkbox"/>	---	---	---	---
<b>B. SYSTEMS FOR SETTING JUROR FEES/COMPENSATION</b>	<input type="checkbox"/>	<input type="checkbox"/>	<input type="checkbox"/>	<input type="checkbox"/>	<input type="checkbox"/>	---	---	---	---
<b>C. VICTIM/WITNESS PROGRAMS</b>	<input type="checkbox"/>	<input type="checkbox"/>	<input type="checkbox"/>	<input type="checkbox"/>	<input type="checkbox"/>	---	---	---	---
<b>D. RESTITUTION FOR VICTIMS</b>	<input type="checkbox"/>	<input type="checkbox"/>	<input type="checkbox"/>	<input type="checkbox"/>	<input type="checkbox"/>	---	---	---	---
<b>E. VICTIM ASSISTANCE</b>	<input type="checkbox"/>	<input type="checkbox"/>	<input type="checkbox"/>	<input type="checkbox"/>	<input type="checkbox"/>	---	---	---	---
<b>F. OTHER _____</b>	<input type="checkbox"/>	<input type="checkbox"/>	<input type="checkbox"/>	<input type="checkbox"/>	<input type="checkbox"/>	---	---	---	---
<b>15. DRUG CONTROL TECHNOLOGY/INFORMATION SYSTEMS</b>									
<b>A. PRETRIAL DRUG TESTING</b>	<input type="checkbox"/>	<input type="checkbox"/>	<input type="checkbox"/>	<input type="checkbox"/>	<input type="checkbox"/>	---	---	---	---
<b>B. STATEWIDE URINALYSIS TESTING</b>	<input type="checkbox"/>	<input type="checkbox"/>	<input type="checkbox"/>	<input type="checkbox"/>	<input type="checkbox"/>	---	---	---	---
<b>C. TREATMENT ALTERNATIVES TO STREET CRIMES/TASC</b>	<input type="checkbox"/>	<input type="checkbox"/>	<input type="checkbox"/>	<input type="checkbox"/>	<input type="checkbox"/>	---	---	---	---

BJA PROGRAM AREAS	I. TRAINING CURRENTLY PROVIDED IN-STATE			II. OPERATIONAL PROGRAMS RECEIVING FORMULA GRANT FUNDING		III. ASSISTANCE NEEDED THROUGH BJA T/TA PROGRAM Rank each area 1 through 5 according to need, with 5 being the greatest (leave blank if assistance not needed)			
	WITH STATE/LOCAL FUNDS	WITH FORMULA FUNDS	BY OTHER FEDERAL AGENCIES	CURRENTLY	ANTICIPATED	TECHNICAL ASSISTANCE		TRAINING	INFORMATION
	(a) / IF YES	(b) / IF YES	(c) / IF YES	(d) / IF YES	(e) / IF YES	PROGRAM DEVELOPMENT/ (f)	OPERATIONAL (g)	(h)	(i)
D. FORENSIC LABORATORY ENHANCEMENT	<input type="checkbox"/>	<input type="checkbox"/>	<input type="checkbox"/>	<input type="checkbox"/>	<input type="checkbox"/>	—	—	—	—
E. INFORMATION/MANAGEMENT SYSTEM FOR CRIMINAL JUSTICE AGENCIES	<input type="checkbox"/>	<input type="checkbox"/>	<input type="checkbox"/>	<input type="checkbox"/>	<input type="checkbox"/>	—	—	—	—
F. AUTOMATED CRIMINAL HISTORY/FINGERPRINT LD./CJRI	<input type="checkbox"/>	<input type="checkbox"/>	<input type="checkbox"/>	<input type="checkbox"/>	<input type="checkbox"/>	—	—	—	—
G. PROSECUTION MANAGEMENT SUPPORT SYSTEMS	<input type="checkbox"/>	<input type="checkbox"/>	<input type="checkbox"/>	<input type="checkbox"/>	<input type="checkbox"/>	—	—	—	—
H. ESTABLISHING AND OPERATING INTELLIGENCE SYSTEMS	<input type="checkbox"/>	<input type="checkbox"/>	<input type="checkbox"/>	<input type="checkbox"/>	<input type="checkbox"/>	—	—	—	—
I. OTHER _____	<input type="checkbox"/>	<input type="checkbox"/>	<input type="checkbox"/>	<input type="checkbox"/>	<input type="checkbox"/>	—	—	—	—
16. INNOVATIVE/UNIQUE CRIME CONTROL PROGRAMS									
A. DRUG/VIOLENT CRIME POLICY/PLANNING	<input type="checkbox"/>	<input type="checkbox"/>	<input type="checkbox"/>	<input type="checkbox"/>	<input type="checkbox"/>	—	—	—	—
B. VIOLENT FUGITIVES ARREST SQUAD	<input type="checkbox"/>	<input type="checkbox"/>	<input type="checkbox"/>	<input type="checkbox"/>	<input type="checkbox"/>	—	—	—	—
C. UNIFIED COURT POLICY ON DRUG EVIDENCE AND CUSTODY	<input type="checkbox"/>	<input type="checkbox"/>	<input type="checkbox"/>	<input type="checkbox"/>	<input type="checkbox"/>	—	—	—	—
D. HEALTH DEPARTMENT'S DRUG ABUSE WARNING NETWORK	<input type="checkbox"/>	<input type="checkbox"/>	<input type="checkbox"/>	<input type="checkbox"/>	<input type="checkbox"/>	—	—	—	—
E. AIR/MARINE INTERDICTION PROGRAM	<input type="checkbox"/>	<input type="checkbox"/>	<input type="checkbox"/>	<input type="checkbox"/>	<input type="checkbox"/>	—	—	—	—
F. OTHER _____	<input type="checkbox"/>	<input type="checkbox"/>	<input type="checkbox"/>	<input type="checkbox"/>	<input type="checkbox"/>	—	—	—	—
17. DRUG ENFORCEMENT IN PUBLIC HOUSING									
A. ENFORCEMENT-PUBLIC HOUSING DEVELOPMENTS	<input type="checkbox"/>	<input type="checkbox"/>	<input type="checkbox"/>	<input type="checkbox"/>	<input type="checkbox"/>	—	—	—	—
B. TENANT/SECURITY PROGRAMS	<input type="checkbox"/>	<input type="checkbox"/>	<input type="checkbox"/>	<input type="checkbox"/>	<input type="checkbox"/>	—	—	—	—
C. OTHER _____	<input type="checkbox"/>	<input type="checkbox"/>	<input type="checkbox"/>	<input type="checkbox"/>	<input type="checkbox"/>	—	—	—	—
18. DOMESTIC VIOLENCE									
A. DOMESTIC/FAMILY INTERVENTION	<input type="checkbox"/>	<input type="checkbox"/>	<input type="checkbox"/>	<input type="checkbox"/>	<input type="checkbox"/>	—	—	—	—
B. LAW ENFORCEMENT'S RESPONSE TO DOMESTIC VIOLENCE	<input type="checkbox"/>	<input type="checkbox"/>	<input type="checkbox"/>	<input type="checkbox"/>	<input type="checkbox"/>	—	—	—	—
C. CHILD ABUSE PROSECUTION	<input type="checkbox"/>	<input type="checkbox"/>	<input type="checkbox"/>	<input type="checkbox"/>	<input type="checkbox"/>	—	—	—	—
D. CRIMES AGAINST THE ELDERLY	<input type="checkbox"/>	<input type="checkbox"/>	<input type="checkbox"/>	<input type="checkbox"/>	<input type="checkbox"/>	—	—	—	—
E. OTHER _____	<input type="checkbox"/>	<input type="checkbox"/>	<input type="checkbox"/>	<input type="checkbox"/>	<input type="checkbox"/>	—	—	—	—
19. DRUG CONTROL PROGRAM EVALUATION									
A. EVALUATION OF ANY FORMULA-FUNDED PROGRAM OR PROJECT	<input type="checkbox"/>	<input type="checkbox"/>	<input type="checkbox"/>	<input type="checkbox"/>	<input type="checkbox"/>	—	—	—	—

BJA PROGRAM AREAS	I. TRAINING CURRENTLY PROVIDED IN-STATE			II. OPERATIONAL PROGRAMS RECEIVING FORMULA GRANT FUNDING		III. ASSISTANCE NEEDED THROUGH BJA T/TA PROGRAM Rank each area 1 through 5 according to need, with 5 being the greatest (leave blank if assistance not needed)			
	WITH STATE/LOCAL FUNDS	WITH FORMULA FUNDS	BY OTHER FEDERAL AGENCIES	CURRENTLY	ANTICIPATED	TECHNICAL ASSISTANCE		TRAINING	INFORMATION
	(a) / IF YES	(b) / IF YES	(c) / IF YES	(d) / IF YES	(e) / IF YES	PROGRAM DEVELOPMENT/ (f)	OPERATIONAL (g)	(h)	(i)
B. OTHER _____	<input type="checkbox"/>	<input type="checkbox"/>	<input type="checkbox"/>	<input type="checkbox"/>	<input type="checkbox"/>	—	—	—	—
20. CORRECTIONAL ALTERNATIVES									
A. HOUSE ARREST/ELECTRONIC MONITORING	<input type="checkbox"/>	<input type="checkbox"/>	<input type="checkbox"/>	<input type="checkbox"/>	<input type="checkbox"/>	—	—	—	—
B. RESTITUTION BY JUVENILES	<input type="checkbox"/>	<input type="checkbox"/>	<input type="checkbox"/>	<input type="checkbox"/>	<input type="checkbox"/>	—	—	—	—
C. COMMUNITY SERVICE LABOR PROGRAM	<input type="checkbox"/>	<input type="checkbox"/>	<input type="checkbox"/>	<input type="checkbox"/>	<input type="checkbox"/>	—	—	—	—
D. USER ACCOUNTABILITY SANCTIONS (WITHOUT INCARCERATION)	<input type="checkbox"/>	<input type="checkbox"/>	<input type="checkbox"/>	<input type="checkbox"/>	<input type="checkbox"/>	—	—	—	—
E. OTHER _____	<input type="checkbox"/>	<input type="checkbox"/>	<input type="checkbox"/>	<input type="checkbox"/>	<input type="checkbox"/>	—	—	—	—
21. URBAN DRUG ENFORCEMENT									
A. STREET-LEVEL NARCOTICS ENFORCEMENT	<input type="checkbox"/>	<input type="checkbox"/>	<input type="checkbox"/>	<input type="checkbox"/>	<input type="checkbox"/>	—	—	—	—
B. TARGET CITIES	<input type="checkbox"/>	<input type="checkbox"/>	<input type="checkbox"/>	<input type="checkbox"/>	<input type="checkbox"/>	—	—	—	—
C. NUISANCE ABATEMENT UNIT	<input type="checkbox"/>	<input type="checkbox"/>	<input type="checkbox"/>	<input type="checkbox"/>	<input type="checkbox"/>	—	—	—	—
D. CRACK HOUSES	<input type="checkbox"/>	<input type="checkbox"/>	<input type="checkbox"/>	<input type="checkbox"/>	<input type="checkbox"/>	—	—	—	—
E. REVERSE STING DEMAND REDUCTION ENFORCEMENT	<input type="checkbox"/>	<input type="checkbox"/>	<input type="checkbox"/>	<input type="checkbox"/>	<input type="checkbox"/>	—	—	—	—
F. USER FOCUSED ENFORCEMENT	<input type="checkbox"/>	<input type="checkbox"/>	<input type="checkbox"/>	<input type="checkbox"/>	<input type="checkbox"/>	—	—	—	—
G. ALIEN/ETHNIC GROUPS	<input type="checkbox"/>	<input type="checkbox"/>	<input type="checkbox"/>	<input type="checkbox"/>	<input type="checkbox"/>	—	—	—	—
H. OTHER _____	<input type="checkbox"/>	<input type="checkbox"/>	<input type="checkbox"/>	<input type="checkbox"/>	<input type="checkbox"/>	—	—	—	—

BJA PROGRAM AREAS	I. TRAINING CURRENTLY PROVIDED IN-STATE			II. OPERATIONAL PROGRAMS RECEIVING FORMULA GRANT FUNDING		III. ASSISTANCE NEEDED THROUGH BJA T/TA PROGRAM Rank each area 1 through 5 according to need, with 5 being the greatest (leave blank if assistance not needed)			
	WITH STATE/LOCAL FUNDS	WITH FORMULA FUNDS	BY OTHER FEDERAL AGENCIES	CURRENTLY	ANTICIPATED	TECHNICAL ASSISTANCE		TRAINING	INFORMATION
	(a) / IF YES	(b) / IF YES	(c) / IF YES	(d) / IF YES	(e) / IF YES	PROGRAM DEVELOPMENT/ (f)	OPERATIONAL (g)	(h)	(i)
22. STATE FORMULA GRANT ADMINISTRATION									
A. IDENTIFYING JURISDICTIONS WITH GREATEST NEED									
B. DEVELOPING A STATEWIDE STRATEGY									
C. COORDINATING VARIOUS FUNDING SOURCES									
D. SUBGRANTEE REPORTING AND MONITORING									
E. DEVELOPING EVALUATION PLANS									
F. ESTABLISHING AND MAINTAINING A POLICY BOARD									
G. GIS DEVELOPMENT									
H. FINANCIAL MANAGEMENT									
I. COMPLIANCE WITH STATUTORY REQUIREMENTS									
1. INS PLAN									
2. CJRI PLAN									
3. INTELLIGENCE SYSTEMS (28 CFR REQUIREMENTS)									
4. STATUTE FOR HIV TESTING									
J. OTHER _____									
K. OTHER _____									
L. OTHER _____									

23. Are you aware of the State and Local Training and Technical Assistance (T/TA) Program being conducted by BJA through Community Research Associates (CRA)?

Yes \_\_\_\_\_ No \_\_\_\_\_

24. Has your agency or other state/local agencies requested training or technical assistance through the program?

Yes \_\_\_\_\_ No \_\_\_\_\_

25. Would you like more information about the program and how to request training and technical assistance?

Yes \_\_\_\_\_ No \_\_\_\_\_

26. Has your office used BJA or other OJP sponsored technical assistance or training services within the past 24 months?

Yes \_\_\_\_\_ No \_\_\_\_\_

If yes, briefly describe. Attach additional sheets if necessary.

---

---

---

---

27. Is there any T/TA needed to or through your office to the Governor or policy makers to enhance your responsibilities to implement a statewide drug/violent crime strategy?

Yes \_\_\_\_\_ No \_\_\_\_\_

28. Does your office survey state/local agencies to determine training and/or technical assistance needs?

Yes \_\_\_\_\_ No \_\_\_\_\_

(If yes, please attach copy of survey.)

29. Does your office or other state/local agencies need technical assistance or training for drug control and violent crime programs and/or other activities which are not included in the above survey topics?

Yes \_\_\_\_\_ No \_\_\_\_\_

If yes, briefly describe. Attach additional sheets if necessary.

---

---

---

---

---

---

---





U.S. Department of Justice  
Office of Justice Programs  
Bureau of Justice Assistance

Washington, D.C. 20531

21 SEP 1992

SAMPLE

Sent by BJA to each State

Mr. Bill Martin  
Governor's Justice Commission  
222 Quaker Lane, Suite 100  
Warwick, Rhode Island 02893

Dear Mr. Martin: *Bill*

As you are well aware, the State and Local Assistance Division (SLAD) within the Bureau of Justice Assistance has the responsibility of implementing the Edward Byrne Memorial State and Local Law Enforcement Assistance formula grant program authorized by the Anti-Drug Abuse Act of 1988. As such, SLAD manages the formula grant program and a State and Local Training and Technical Assistance (T/TA) Program which provides technical resources to state and local jurisdictions. Both the formula grant and the T/TA programs are to assist state and local units of government to control drug-related crime and serious offenders. The BJA's State and Local Assistance Division is implementing the T/TA program through a cooperative agreement with Community Research Associates (CRA).

The training and technical assistance available through BJA and CRA is designed to assist states in implementing both the administrative and programmatic requirements of the formula grant program. To ensure that T/TA resources are properly targeted to meet specific state and local needs, BJA is conducting a Training and Technical Assistance Needs Assessment Survey to identify those needs which are considered most important by the states. To assist BJA in developing appropriate T/TA resources to focus on state and local issues, BJA is requesting states to identify the programmatic needs associated with the 21 authorized program areas as well as the administrative needs related to administering the formula grant program. The results of the survey will be used to target and match T/TA resources to those programs being developed and implemented through statewide strategies for preventing and combating drug-related crime, crimes of violence, and those programs designed to improve the function of state and local criminal justice.

The enclosed survey "package" contains a front sheet requesting general information as well as a page on instructions and definitions. Completion of the general information section is necessary to identify the source of the survey information. While the survey is not a method by which the states may request training, technical assistance or information, such requests or other inquiries may be made by contacting your respective Branch Chief within the BJA's State and Local Assistance Division.

Please return the surveys to CRA's Western Office at the following address:

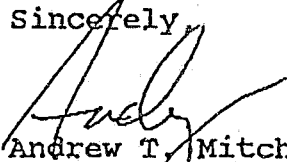
Community Research Associates  
2919 Valmont Road, Suite 206  
Boulder, Colorado 80301  
303/443-9770

Once the surveys are returned, a needs assessment will be conducted to guide the development of training and technical assistance plan for calendar year 1993. The results of this assessment and, ideally, the proposed 1993 training and technical assistance plan will be presented at the BJA annual state conference in San Antonio, Texas, scheduled for December 2-5, 1992.

Your response should be submitted to CRA no later than October 9, 1992. If you have any questions, please contact your SLAD Branch Chief.

Thank you for your assistance.

Sincerely,



Andrew T. Mitchell  
Acting Director  
State and Local Assistance Division

Enclosure

## **APPENDIX B.**

### **States/Territories Responding To Survey**

**States/Territories Responding To Survey**

Alabama	Nevada
Alaska	New Hampshire
American Samoa	New Jersey
Arizona	New Mexico
California	New York
Connecticut	North Carolina
Delaware	North Dakota
District of Columbia	Ohio
Florida	Oklahoma
Georgia	Oregon
Hawaii	Pennsylvania
Idaho	Puerto Rico
Illinois	Rhode Island
Indiana	South Carolina
Iowa	South Dakota
Kentucky	Tennessee
Louisiana	Texas
Maine	Utah
Maryland	Vermont
Massachusetts	Virginia
Michigan	Washington
Minnesota	West Virginia
Mississippi	Wisconsin
Missouri	Wyoming
Nebraska	

**States/Territories Not Responding**

Arkansas	Montana
Colorado	Northern Mariana Islands
Guam	Virgin Islands
Kansas	