

150297

MICHIGAN
DEPARTMENT OF STATE POLICE



NCJRS

SEP 27 1994

ACQUISITIONS

FIREARMS RECORDS UNIT
INFORMATION AND SERVICES

APRIL 1993

FIREARMS RECORDS UNIT
INFORMATION AND SERVICES
APRIL 1993

150297

J.S. Department of Justice
National Institute of Justice

This document has been reproduced exactly as received from the person or organization originating it. Points of view or opinions stated in this document are those of the authors and do not necessarily represent the official position or policies of the National Institute of Justice.

Permission to reproduce this copyrighted material has been granted by

Michigan Department of
State Police

to the National Criminal Justice Reference Service (NCJRS).

Further reproduction outside of the NCJRS system requires permission of the copyright owner.

TABLE OF CONTENTS

Part I Unit Structure

- I. Firearms Administrative Team 1
- II. Firearms History Team 1
- III. Firearms Communications Team 1
- IV. Firearms Services Team 1

Part II Services Available

- I. Pistol Registration 2
- II. Types of Concealed Weapons Licenses 3
- III. Other In-House Files/Records 3

Part III Information Accessibility

- I. Pistol Registration 5
- II. Concealed Pistols License Files 6
- III. Other In-House Files/Records 7

Part IV General Information

- I. Requests for Notifications 8
- II. Copies/Certifications 8
- III. Federal Gun Trace 8

Part V Firearms Records Unit - Forms

- I. How to Order 10
- A. Application and License to Purchase/Acquire Pistol(s) - Dealer Transaction 11
- B. Application and License to Purchase a Pistol 12
- C. Safety Inspection Certificate 13
- D. Application to Carry Concealed Pistols 14
- E. Michigan Concealed Pistols License 15
- F. Application for a License to Manufacture, Possess and Sell Gas Ejecting Devices 16
- G. License to Manufacture, Possess, Sell and Offer for Sale Gas Ejecting Devices, Etc. 17
- H. Application for License to Equip Property with Gas Ejecting Devices 18
- I. License to Equip Property with Gas Ejecting Devices 19
- J. Notice of Revocation of Concealed Pistols License 20
- K. Basic Pistol Safety Pamphlet 21
- L. Basic Pistol Safety Questionnaire 22

Part VI Firearms Identification Field Guide (addendum)

PART I
UNIT STRUCTURE

I. Firearms Administrative Team

This unit administers the various programs of the Firearms Records Unit which include the pawn/secondhand dealers and horology functions. This team directs the services and activities of the unit; initiates and/or evaluates changes in legislation, NCIC/LEIN or departmental policy/procedures; develops and conducts training seminars. This team composes, edits and approves data for various publications or news media releases and develops and approves changes in forms, publications and training materials.

II. Firearms History Team

This team maintains the State Central Gun File. Team personnel process and review Licenses to Purchase, Safety Inspection Certificates, Concealed Pistols Licenses, and Licenses to Equip, Sell or Possess Gas Ejecting Devices. The updating and integrity of the records is the responsibility of this team.

III. Firearms Communications Team

This team operates the unit's LEIN terminal. All inquiries, stolen and recovered reports involving handguns are processed by this team. The team is instrumental in notifying agencies/registered owners of recovered pistols. Team personnel also assist agencies in their annual NCIC firearms validations.

IV. Firearms Services Team

This team receives and processes for destruction weapons confiscated under the Michigan concealed weapons statutes from all in-state law enforcement agencies (Michigan State Police, police departments, sheriff's departments).

This team is also responsible for the Firearms Reissue Program. The program provides a budgetary savings for in-state criminal justice agencies by recycling and reissuing confiscated "serviceable police weapons".

PART II
SERVICES AVAILABLE

The Firearms Records Unit maintains the following records in a combination of manual and automated systems, and has information readily available to aid in your investigations.

I. PISTOL REGISTRATION

A. Accessed by either SERIAL NUMBER of pistol from Gun History File or registered owner's NAME from Registration/License to Purchase Files.

B. Information needed to access files:

1. Gun History Files

- a. Serial number, make, caliber, type, model, number shot (if revolver)
- b. Maintained indefinitely, lists all action on particular pistol in this state, illustrated below:

Mfg'r. Colt Gun No. 123 456
Revolver
Model Official Police Cal. 38 Shot 6

OWNERS

Ckd by Off. White, E Lansing PD, 1-11-27, 10:00a
Joe Jones, 123 4th St, E Lansing, 1-12-27
Sam Black, 432 1st Street, Detroit, 8-4-40
Ckd by Detroit PD, 1st Pct, Det. Brown, 7-8-60, 1:00p
Bob's Gun Shop, 333 Gratiot, Detroit, 7-10-60 (L)
Reported stln on Detroit PD, Comp #7-22122, 12-20-78
Ckd by Plymouth PD, Det. J. Doe, 1-5-80, 1100 hrs ADV
Stolen cancelled per Detroit PDRB, 1-30-80

8-50 (12/68)
MSF

(Over)

GUN HISTORY CARD

- c. NCIC QG (query gun) with all gun description fields completed is necessary to access the Firearms automated system.
 - d. It is also possible to check the automated records if you only have a partial serial number. Contact Firearms Records Unit personnel if a partial serial number search is needed.
2. Registration/License to Purchase Files - Automated and Manual.
- a. Name and date of birth and/or any other pertinent information if date of birth is unavailable.
 - b. Name of business, if registered in name of business, i.e., Ace Security.
 - c. Prior to April 1990, maintained as long as individual/business owns pistol(s). Since April 1990, maintained indefinitely.

Part II

II. TYPES OF CONCEALED WEAPONS LICENSES

A. Concealed Pistols License Files

1. Accessed by name and date of birth and/or any other pertinent information of licensee.
 - a. Maintained six years plus current year.
 - b. Information on application available.
 - c. County gun board meetings - Maintained indefinitely to enable investigators to determine what action was taken, or if individual appeared before the board.

B. Licenses to Equip Property, Possess or Sell Gas Ejecting Device Files

1. Accessed by name and date of birth and/or any other pertinent information of licensee.
 - a. Maintained six years plus current year.
 - b. Information on application available.
 - c. County gun board meetings - Maintained indefinitely to enable investigators to determine what action was taken, or if individual appeared before the board.
2. EXCEPTION - Accessed by name of business if property is licensed, i.e., First National Bank.

III. OTHER IN-HOUSE FILES/RECORDS

A. Confiscated Weapons - Agency Files

1. Records maintained on all weapons confiscated under Michigan statutory authority and submitted to Firearms Records Unit/Director for disposition.
 - a. Michigan State Police Posts
 - b. Sheriff's Departments
 - c. Police Departments
 - d. Michigan Department of Natural Resources
 - e. All other state criminal justice agencies

Part II

- B. The capability exists to obtain information from the automated system on queries or activity by an agency for any day or days since April 1, 1990.
- C. 30 Day File Check
 - 1. Records maintained chronologically on all file checks received for past 30 day period for which a record was purged from the manual system and added to the automated firearms database.
 - a. Received via LEIN - actual copy of a MI (Michigan) ORI (Agency Identifier) QG (Query Gun) as entered in NCIC/LEIN by that agency:

QG SER:60157
 MAK:SW TYP:PR
 CAL: 38 DCA:
 DOT: ORG:MI6331601
 MOD: PD CLAWSON DISPATCH
 MIS:SSHOT 38 SPECIAL
 DPR:M KUKUK
 FOR:CHIEF WALSH/CLPD

SYS:33902 DATE:05/12/93 TIME:0902
 NIC:

NOTE - all QG (Query Gun) traffic is stored indefinitely at Michigan State Police, Criminal Justice Data Center. Contact should be made with that Division for further information. TX (517) 336-6564

- b. Received via Telephone - copy of RI-53, Gun File Information Check Card (this is an In-House form) prepared by person taking request.

Make		Serial No.	
Model			
Caliber	Number of Shots	<input type="checkbox"/> Revolver	<input type="checkbox"/> Derringer
		<input type="checkbox"/> Automatic	<input type="checkbox"/> Other
Information requested by			Date
<input type="checkbox"/> Record		<input type="checkbox"/> NO Record	
Checked by			

GUN FILE INFORMATION CHECK CARD

RI - 53 (3/89)

PART III
INFORMATION ACCESSIBILITY

How to access available information via NCIC/LEIN query, administrative message (GUNS, MI3309800), telephone check (517-322-5526).

I. PISTOL REGISTRATION

A. Gun History Files

1. These files are the ONLY files that can be accessed directly by querying NCIC/LEIN.

a. QG must have miscellaneous field completed - those without are not forwarded to Firearms Records Section.

b. You will receive at least two responses to each QG properly entered:

1) NCIC - stolen information only.

2) LEIN - Firearms Records Section

a) A search is first done in the Michigan firearms database from which you will receive

i) All records which match by serial number and make.

ii) If those records differ in caliber and/or type, the query is forwarded for a search of the manual system.

iii) If there is no record in the firearms database, a message is sent advising the query is forwarded for a manual search.

b) If a search of the manual system is done, you will receive the last registered owner, if registered, and any subsequent activity (stolen, file check, etc.)

NOTE - You will also be advised if the gun is unregistered.

3) If additional background history is needed on a pistol(s), you must request a complete gun history record.

B. Off-Line Searches of the Automated System

For major investigations, searches can be done or confidential stops entered in the database by contacting Firearms Records Unit.

- i. Searches can be made if only a partial serial number of a pistol is known.
- ii. Searches can be made by certain criteria, information is available from any one or a combination of the following fields:

Owner's last name	County
Owner's date of birth	Gun manufacturer
Race	Caliber
Sex	Type of pistol
City	Date of entry

The investigating officer would state the criteria, i.e., for all 357 caliber pistols, registered in Wayne, Oakland and Macomb counties between March 1 and May 1, 1992 to a subject with the last name of Kiterbloom.

- 2. Administrative message/telephone inquiry should be sent, requesting assistance, if:
 - a. a complete gun history record is needed.
 - b. only minimal information, i.e., serial number, is available on pistol.

C. Registration/License to Purchase Files

- 1. These files must be accessed by administrative message/telephone inquiry.
- 2. You will receive all pistols registered to individual/business unless you specify otherwise.
- 3. You will be advised if there is "No Record".

II. CONCEALED WEAPONS LICENSES

A. Concealed Pistols License Files

- 1. These files must be accessed by administrative message/telephone inquiry.
- 2. You will receive status information on all Concealed Pistols Licenses issued to an individual for the past six years plus the current year, i.e., license number, date issued and expired, county issued, type of license (restricted or non-restricted).

3. If you need any additional information on application, gun board meeting, etc., you must request same.

III. OTHER IN-HOUSE FILES/RECORDS

These files can be accessed only as outlined by departmental policy through prior approval of Central Records Division Commander or Firearms Records Unit Supervisor.

PART IV
GENERAL INFORMATION

I. REQUESTS FOR NOTIFICATIONS

A. An investigator can place a confidential stop in the Firearms Records Unit files requesting notification:

1. of any record of activity on a particular pistol.
2. if a subject obtains any subsequent license to carry a concealed pistol.

II. COPIES/CERTIFICATIONS

An investigator may request copies/certification of documents on file in Firearms Records Unit.

III. FEDERAL GUN TRACE

A gun trace from firearms manufacturers can be obtained on any firearm (handgun or long gun) through the Bureau of Alcohol, Tobacco, and Firearms for investigatory purposes. Class I type crimes have top priority.

ATF Trace # 1-800-424-5057

The U.S. Bureau of ATF has also established a nationwide hot line for people to report gun crimes and armed drug dealers. ATF shares hot line crime tips with local, state and other federal law enforcement agencies.

ATF Crime Hot Line # 1-800-ATF-GUNS

There are three ATF Law Enforcement offices and two ATF Compliance offices throughout Michigan. Law Enforcement offices are primarily responsible for investigation of criminal violations and firearms traces. Compliance offices are responsible for regulating dealers and the legal firearms industry.

The office locations are as follows:

LAW ENFORCEMENT

Detroit - (313) 393-6000
393-6004

Special Agent in Charge
Bureau of Alcohol, Tobacco and Firearms
1155 Brewery Park Blvd
Suite 300
Detroit, Michigan 48207-2602

Part IV Flint - (313) 766-5010

Resident Agent in Charge
Bureau of Alcohol, Tobacco and Firearms
Northbank Center, Suite 500
432 North Saginaw Street
Flint, Michigan 48502

Grand Rapids - (616) 456-2566

Resident Agent in Charge
Bureau of Alcohol, Tobacco and Firearms
15 Ionia Street, SW
Suite 230
Grand Rapids, Michigan 49503

COMPLIANCE

Detroit - (313) 226-4735

Area Supervisor
Bureau of Alcohol, Tobacco and Firearms
Arboretum Bldg, Suite 195
34505 West 12 Mile Rd.
Farmington Hills MI 48331

Kalamazoo - (616) 343-5436

Inspectors
Bureau of Alcohol, Tobacco and Firearms
P.O. Box 305
410 W. Michigan Avenue
Kalamazoo, Michigan 49005

PART V
FORMS

- I. Criminal justice agencies can obtain the following forms through our office by calling telephone number 517-322-5518, sending a LEIN administrative message to ORI - MI3300800, or a written request to address:

Department of State Police
Central Records Division
Firearms Records Unit
7150 Harris Drive
Lansing, Michigan 48913

- A. Application and License to Purchase/Acquire Pistol(s)-Dealer Transaction - RI-9
- B. *Concealed Pistols License (CCW Permit) - RI-13
- C. Application for a License to Manufacture, Possess and Sell Gas Ejecting Devices - RI-14
- D. *License to Manufacture, Possess, Sell and Offer for Sale Gas Ejecting Devices, Etc. - RI-15
- E. Application for License to Equip Property with Gas Ejecting Devices - RI-16
- F. *License to Equip Property with Gas Ejecting Devices - RI-17
- G. *Notice of Revocation of Concealed Pistols License - RI-56

*These forms can only be issued to County Clerk's offices

- II. Criminal Justice agencies can obtain the following forms using an ADM-31 form, send to :

Department of State Police
Financial Management Section
714 S. Harrison Road
East Lansing, MI 48823

- A. Application and License to Purchase Pistol - RI-10
- B. Safety Inspection Certificate (registration) - RI-11
- C. Application to Carry Concealed Pistols - RI-12
- D. Basic Pistol Safety Pamphlet - MSP 200
- E. Basic Pistol Safety Questionnaire - MSP 201

A. Application and License to Purchase/Acquire Pistol(s) - Dealer Transaction - RI-9

D000000

RI-9 (3-93)
TYPE OR PRINT IN INK

Michigan State Police

DEALER APPLICATION AND LICENSE TO PURCHASE PISTOL(S)

This form is to be used only by TYPE OF Federally Licensed Dealers in firearms, to record the purchase of pistols from ONE CLIENT and ONE TRANSACTION with that client. All unused, voided or damaged forms must be returned to the issuing agency.

Name of Dealer:		Date of Birth:	Race:	Sex:
Doing Business As:		Address:		
City:	Zip Code:	FPL Dealer Number:	Social Security No.:	

I certify that I have passed the basic pistol safety questionnaire. I am a United States citizen, a Michigan resident, 18 years of age or older, have never been adjudged insane or legally incapacitated unless competency has been restored and declared so by court order. I am not under involuntary commitment due to mental illness. I am not under indictment for, nor have I ever been convicted of, a felony; or, if convicted, my rights to purchase or possess firearms have been restored.

Signature of Dealer:	Date of Application:	Michigan Sales Tax License No.:
----------------------	----------------------	---------------------------------

NOTARY PUBLIC, STATE OF MICHIGAN

Name: _____ Subscribed and sworn to before me this

County of: _____ day of _____, 19 _____

My Commission Expires: _____
(Type/Print/Stamp the above) (Signature of Notary Public)

Issued by (Signature of Chief of Police or Sheriff):	Department:	Date:	
Signature of Seller:	Name of Seller:	Date of Transaction:	
Address of Seller:	City:	State:	Zip Code:

If more than one pistol is purchased/acquired, do not use the line below but list all pistols on an Invoice or Bill of Sale. The list must show the same information, for each pistol that is shown in the line below. Attach the Invoice or Bill of Sale to this form and, in the box to the right, show the number of pistols listed.

Manufacturer or Importer of Pistol:	Cal:	Shot:	Serial:	Model:	<input type="checkbox"/> Semi-Auto <input type="checkbox"/> Revolver <input type="checkbox"/> Other
-------------------------------------	------	-------	---------	--------	---

Issuing Agency, send this copy to:
Michigan Department of State Police, Firearms Records Section, 7150 Harris Drive, Lansing, Michigan 48913

AUTHORITY: MCL 23.422. COMPLIANCE: Required if license is desired. PENALTY: Misdemeanor

B. Application and License to Purchase Pistol - RI-10

RI-10 (3-83) Michigan Department of State Police TYPE OR PRINT IN INK

APPLICATION AND LICENSE TO PURCHASE A PISTOL

Name (Last, First, Middle)		Issue Date:	Void After (Date):	
Signature of Chief or Sheriff:		Department		
Signature of Seller:		Manufacturer or Importer of Pistol:		
Address of Seller:		Cal:	Shot:	Serial No.:
City:	State:	Model:	Type: <input type="checkbox"/> Semi-auto. <input type="checkbox"/> Revolver <input type="checkbox"/> Other	
Date of Sale:	Signature of Purchaser:		Barrel Length:	

PISTOLS MUST BE SUBMITTED FOR SAFETY INSPECTION WITHIN 10 DAYS AFTER PURCHASE
Unused forms must be returned to the issuing agency.
ISSUING AGENCY COPY

RI-10 (3-83) Michigan Department of State Police TYPE OR PRINT IN INK

APPLICATION AND LICENSE TO PURCHASE A PISTOL

Name (Last, First, Middle)		Issue Date:	Void After (Date):	
Signature of Chief or Sheriff:		Department		
Signature of Seller:		Manufacturer or Importer of Pistol:		
Address of Seller:		Cal:	Shot:	Serial No.:
City:	State:	Model:	Type: <input type="checkbox"/> Semi-auto. <input type="checkbox"/> Revolver <input type="checkbox"/> Other	
Date of Sale:	Signature of Purchaser:		Barrel Length:	

Issuing Agency, send this copy to: MICHIGAN DEPARTMENT OF STATE POLICE
CENTRAL RECORDS DIVISION, GENERAL OFFICE BLDG.,
7150 HARRIS DRIVE, LANSING, MI 48913

RI-10 (3-83) Michigan Department of State Police TYPE OR PRINT IN INK

APPLICATION AND LICENSE TO PURCHASE A PISTOL

Name (Last, First, Middle)		Issue Date:	Void After (Date):	
Signature of Chief or Sheriff:		Department		
Signature of Seller:		Manufacturer or Importer of Pistol:		
Address of Seller:		Cal:	Shot:	Serial No.:
City:	State:	Model:	Type: <input type="checkbox"/> Semi-auto. <input type="checkbox"/> Revolver <input type="checkbox"/> Other	
Date of Sale:	Signature of Purchaser:		Barrel Length:	

SELLER COPY

APPLICATION AND LICENSE TO PURCHASE A PISTOL

Sign Name in Full Before Notary (First, Middle, Last):	Date of Birth
Address:	City:

I certify that I have passed the basic pistol safety questionnaire. I am a United States citizen, a Michigan resident, 18 years of age or older, have never been adjudged insane or legally incapacitated unless competency has been restored and declared so by court order. I am not under involuntary commitment due to mental illness. I am not under indictment for, nor have I ever been convicted of, a felony; or, if convicted, my rights to purchase or possess firearms have been restored.

NOTARY PUBLIC, STATE OF MICHIGAN

Subscribed and sworn to before me this

Name: _____ day of _____, 19 _____
County of: _____

My Commission Expires: _____
(Type/Print/Stamp the above) (Signature of Notary Public)

AUTHORITY: MCL 28.422 COMPLIANCE: Required if license is desired PENALTY: Misdemeanor

APPLICATION AND LICENSE TO PURCHASE A PISTOL

Sign Name in Full Before Notary (First, Middle, Last):	Date of Birth
Address:	City:

I certify that I have passed the basic pistol safety questionnaire. I am a United States citizen, a Michigan resident, 18 years of age or older, have never been adjudged insane or legally incapacitated unless competency has been restored and declared so by court order. I am not under involuntary commitment due to mental illness. I am not under indictment for, nor have I ever been convicted of, a felony; or, if convicted, my rights to purchase or possess firearms have been restored.

NOTARY PUBLIC, STATE OF MICHIGAN

Subscribed and sworn to before me this

Name: _____ day of _____, 19 _____
County of: _____

My Commission Expires: _____
(Type/Print/Stamp the above) (Signature of Notary Public)

AUTHORITY: MCL 28.422 COMPLIANCE: Required if license is desired PENALTY: Misdemeanor

APPLICATION AND LICENSE TO PURCHASE A PISTOL

Sign Name in Full Before Notary (First, Middle, Last):	Date of Birth
Address:	City:

I certify that I have passed the basic pistol safety questionnaire. I am a United States citizen, a Michigan resident, 18 years of age or older, have never been adjudged insane or legally incapacitated unless competency has been restored and declared so by court order. I am not under involuntary commitment due to mental illness. I am not under indictment for, nor have I ever been convicted of, a felony; or, if convicted, my rights to purchase or possess firearms have been restored.

NOTARY PUBLIC, STATE OF MICHIGAN

Subscribed and sworn to before me this

Name: _____ day of _____, 19 _____
County of: _____

My Commission Expires: _____
(Type/Print/Stamp the above) (Signature of Notary Public)

AUTHORITY: MCL 28.422 COMPLIANCE: Required if license is desired PENALTY: Misdemeanor

C. Safety Inspection Certificate (registration) - RI-11

RI-11 (5-83)
MICHIGAN STATE POLICE

SAFETY INSPECTION CERTIFICATE (Type or Print In Ink)

Name		Last	First	Middle		
Street			City		Zip Code	
Co. No.	Date of Birth	Race	Sex	Height	Hair	Eyes
Serial No.		NCIC Make Code		Cal.	Shot	BBL
Miscellaneous			Model		NCIC Type Code	
Inspected by: Chief or Sheriff (signature)			City/County/Township		Date	

Owner's Signature	
<p><i>State law prohibits the furnishing, loaning, giving or selling of this pistol to another unless that person (including gun dealers) first obtains a license to purchase a pistol. Violation of this law is a criminal offense.</i></p> <p><i>A cursory inspection has been made of this pistol presented. A check for operational or mechanical defects has not been made of this pistol.</i></p>	
<p>AUTHORITY: MCL 28.429 COMPLIANCE: Required PENALTY: Misdemeanor/forfeiture of pistol</p>	<p>This information is confidential. Disclosure of confidential information is protected by the Federal Privacy Act.</p>
POLICE DEPARTMENT COPY	

THIS PORTION MAY BE CUT OFF AND DISCARDED

RI-11 (5-83)
MICHIGAN STATE POLICE

SAFETY INSPECTION CERTIFICATE (Type or Print In Ink)

Name		Street		City		Zip
Date of Birth	Race	Sex	Height	Hair	Eyes	
Make of Pistol		Type		Cal.		
Model		Serial No.		Shot		
Misc.		Inspected by Chief or Sheriff		Date		
City/County/Twp.		Date				

THIS PORTION MAY BE CUT OFF AND DISCARDED

Owner's Signature	
<p><i>State law prohibits the furnishing, loaning, giving or selling of this pistol to another unless that person (including gun dealers) first obtains a license to purchase a pistol. Violation of this law is a criminal offense.</i></p> <p><i>A cursory inspection has been made of this pistol presented. A check for operational or mechanical defects has not been made of this pistol.</i></p>	
<p>AUTHORITY: MCL 28.429 COMPLIANCE: Required PENALTY: Misdemeanor/forfeiture of pistol</p>	<p>This information is confidential. Disclosure of confidential information is protected by the Federal Privacy Act.</p>
OWNERS COPY	
This is NOT a permit to carry a concealed weapon	

RI-11 (5-83)
MICHIGAN STATE POLICE

SAFETY INSPECTION CERTIFICATE (Type or Print In Ink)

Name		Last	First	Middle		
Street			City		Zip Code	
Co. No.	Date of Birth	Race	Sex	Height	Hair	Eyes
Serial No.		NCIC Make Code		Cal.	Shot	BBL
Miscellaneous			Model		NCIC Type Code	
Inspected by: Chief or Sheriff (signature)			City/County/Township		Date	

Owner's Signature	
<p><i>State law prohibits the furnishing, loaning, giving or selling of this pistol to another unless that person (including gun dealers) first obtains a license to purchase a pistol. Violation of this law is a criminal offense.</i></p> <p><i>A cursory inspection has been made of this pistol presented. A check for operational or mechanical defects has not been made of this pistol.</i></p>	
<p>AUTHORITY: MCL 28.429 COMPLIANCE: Required PENALTY: Misdemeanor/forfeiture of pistol</p>	<p>This information is confidential. Disclosure of confidential information is protected by the Federal Privacy Act.</p>
Send this to Department of State Police, Central Records Division, General Office Building, 7150 Harris Drive, Lansing, Michigan 48913	

D. Application to Carry Concealed Pistols - RI-12

RI-12 (12-89)

TYPE OR PRINT IN INK

Michigan Department of State Police APPLICATION TO CARRY CONCEALED PISTOLS

WARNING: Federal law, Omnibus Crime Control and Safe Streets Act of 1968, prohibits the receipt, possession or transportation of a firearm by felons (except in compliance with State Law), veterans who are discharged under dishonorable conditions, mental incompetents, aliens who are illegally in this country or former citizens who have renounced their citizenship, unless they make application to the Secretary of the U.S. Treasury for relief from disabilities.

Form for Michigan Department of State Police Application to Carry Concealed Pistols (Left Side). Includes fields for Name, Address, Race, Sex, Height, Weight, Hair, Eyes, Date of Birth, License History, and Board Action.

Form for Michigan Department of State Police Application to Carry Concealed Pistols (Middle Section). Includes fields for Occupation, Employer/Business, Address of Employer/Business, Reason for Desiring License, and Applicant Signature.

Form for Michigan Department of State Police Application to Carry Concealed Pistols (Notary Public Section). Includes fields for Notary Public Name, County, and Commission Expires.

Form for Michigan Department of State Police Application to Carry Concealed Pistols (References Section). Includes fields for Reference Name and Address.

AUTHORITY: MCL 28.426
COMPLETION: Voluntary, but no license will be issued unless the form is completed
This information is confidential, disclosure of confidential information is protected by the Federal Privacy Act

RI-12 (12-89)

TYPE OR PRINT IN INK

Michigan Department of State Police APPLICATION TO CARRY CONCEALED PISTOLS

WARNING: Federal law, Omnibus Crime Control and Safe Streets Act of 1968, prohibits the receipt, possession or transportation of a firearm by felons (except in compliance with State Law), veterans who are discharged under dishonorable conditions, mental incompetents, aliens who are illegally in this country or former citizens who have renounced their citizenship, unless they make application to the Secretary of the U.S. Treasury for relief from disabilities.

Form for Michigan Department of State Police Application to Carry Concealed Pistols (Right Side). Includes fields for Name, Address, Race, Sex, Height, Weight, Hair, Eyes, Date of Birth, License History, and Board Action.

Form for Michigan Department of State Police Application to Carry Concealed Pistols (Middle Section). Includes fields for Occupation, Employer/Business, Address of Employer/Business, Reason for Desiring License, and Applicant Signature.

Form for Michigan Department of State Police Application to Carry Concealed Pistols (Notary Public Section). Includes fields for Notary Public Name, County, and Commission Expires.

Form for Michigan Department of State Police Application to Carry Concealed Pistols (References Section). Includes fields for Reference Name and Address.

AUTHORITY: MCL 28.426
COMPLETION: Voluntary, but no license will be issued unless the form is completed
This information is confidential, disclosure of confidential information is protected by the Federal Privacy Act

E. Concealed Pistols License (CCW Permit) - RI-13

RI-13 (Rev. 12-87) Michigan Department of State Police MICHIGAN CONCEALED PISTOLS LICENSE 133305						
Name (First) _____ (Middle) _____ (Last) _____						
Address _____						
Race	Sex	Height	Weight	Hair	Eyes	Date of Birth
<i>whose signature and thumbprint appear on the reverse side is hereby licensed by the Concealed Weapon Licensing Board to carry a pistol as provided by Act No. 372, P.A. of 1927, as amended.</i>						
Date Issued _____		Expiration Date _____		<input type="checkbox"/> NONRESTRICTED <input type="checkbox"/> RESTRICTED		
AS FOLLOWS:		_____				
DISTRIBUTION: White Original: Licensee White Copy: Michigan Department of State Police Firearms Records Section 7150 Harris Drive Lansing, MI 48913 White Card: County Clerk files		County _____ Signature of Clerk, Concealed Weapon Licensing Board _____				
AUTHORITY: Act 372, P.A. of 1927		_____				
COMPLETION: Voluntary, but no license will be issued unless the information is provided.		_____				

PERRY PRINTING COMPANY

LICENSEE COPY

F. Application for a License to Manufacture, Possess and Sell Gas Ejecting Devices - RI-14

RI-14 (Rev. 10-87)

TYPE OR PRINT IN INK

Michigan Department of State Police
APPLICATION FOR A LICENSE TO MANUFACTURE,
POSSESS AND SELL GAS EJECTING DEVICES

TO BE COMPLETED BY APPLICANT (Continued On Reverse Side)	NAME (First) (Middle) (Last)						
	ADDRESS						
	RACE	SEX	HEIGHT	WEIGHT	HAIR	EYES	DATE OF BIRTH
HAS A LICENSE BEEN ISSUED PREVIOUSLY? <input type="checkbox"/> NO <input type="checkbox"/> YES							
IF YES, COMPLETE THE FOLLOWING FOR THE MOST RECENT LICENSE ISSUED:							
LIC. NO.		COUNTY		ISSUE DATE	EXPIRATION DATE		
APPROVAL	<input type="checkbox"/> NEW APPLICATION: Requires fingerprint clearance <input type="checkbox"/> RENEWAL: <input type="checkbox"/> Fingerprint clearance submitted <input type="checkbox"/> Fingerprint clearance waived in accordance with 1979 A.C.R. 28.91. I attest, to the best of my knowledge, that this person has not been involved in any criminal act or conviction since his or her original application. SIGNATURE (Sheriff or Chief of Police) _____ AGENCY _____ DATE _____						
	<input type="checkbox"/> APPROVED SIGNATURE _____ <input type="checkbox"/> DISAPPROVED (Chief, Commissioner or Township Supervisor) _____ AGENCY _____ DATE _____						
CONCEALED WEAPONS LICENSING BOARD	COUNTY CLERKS: Return one copy with Concealed Pistols License to Department of State Police, Central Records Division, General Office Building, 7150 Harris Drive, Lansing, MI 48913						
	BOARD ACTION		DATE ISSUED	DATE EXPIRES			
	<input type="checkbox"/> APPROVED <input type="checkbox"/> DISAPPROVED <input type="checkbox"/> NON-RESTRICTED <input type="checkbox"/> RESTRICTED AS FOLLOWS:						
	DATE OF BOARD ACTION		PROS. ATTY. SIGNATURE				
SHERIFF SIGNATURE		STATE POLICE REP. SIGNATURE					
TO BE COMPLETED BY APPLICANT	OCCUPATION		PLACE OF BIRTH				
	EMPLOYER/BUSINESS (if for occupational purposes, letter required)						
	ADDRESS OF EMPLOYER/BUSINESS						
	REASON FOR DESIRING LICENSE						
	HAS A LICENSE EVER BEEN REFUSED OR REVOKED? WHY?						
	I am a citizen of the United States, have resided in Michigan for six (6) months or more, have never been adjudged insane unless restored or declared sane by court order, nor convicted of, or confined for a felony within the past eight (8) years.						
NOTARY PUBLIC	APPLICANT SIGN IN FULL BEFORE NOTARY PUBLIC						
	STATE OF MICHIGAN		Subscribed and sworn to before me this _____ day of _____, 19__				
County of _____		Name _____		County _____			
Signature of Notary Public _____		Commission Expires _____					
REFERENCES	1. REFERENCE (Sign own name in ink)						
	ADDRESS _____						
2. REFERENCE (Sign own name in ink)							
ADDRESS _____							
AUTHORITY: Act 372, P.A. of 1927 COMPLETION: Voluntary, but no license will be issued unless the form is completed							

RI-14 (Rev. 10-87)

TYPE OR PRINT IN INK

Michigan Department of State Police
APPLICATION FOR A LICENSE TO MANUFACTURE,
POSSESS AND SELL GAS EJECTING DEVICES

TO BE COMPLETED BY APPLICANT (Continued On Reverse Side)	NAME (First) (Middle) (Last)						
	ADDRESS						
	RACE	SEX	HEIGHT	WEIGHT	HAIR	EYES	DATE OF BIRTH
HAS A LICENSE BEEN ISSUED PREVIOUSLY? <input type="checkbox"/> NO <input type="checkbox"/> YES							
IF YES, COMPLETE THE FOLLOWING FOR THE MOST RECENT LICENSE ISSUED:							
LIC. NO.		COUNTY		ISSUE DATE	EXPIRATION DATE		
APPROVAL	<input type="checkbox"/> NEW APPLICATION: Requires fingerprint clearance <input type="checkbox"/> RENEWAL: <input type="checkbox"/> Fingerprint clearance submitted <input type="checkbox"/> Fingerprint clearance waived in accordance with 1979 A.C.R. 28.91. I attest, to the best of my knowledge, that this person has not been involved in any criminal act or conviction since his or her original application. SIGNATURE (Sheriff or Chief of Police) _____ AGENCY _____ DATE _____						
	<input type="checkbox"/> APPROVED SIGNATURE _____ <input type="checkbox"/> DISAPPROVED (Chief, Commissioner or Township Supervisor) _____ AGENCY _____ DATE _____						
CONCEALED WEAPONS LICENSING BOARD	COUNTY CLERKS: Return one copy with Concealed Pistols License to Department of State Police, Central Records Division, General Office Building, 7150 Harris Drive, Lansing, MI 48913						
	BOARD ACTION		DATE ISSUED	DATE EXPIRES			
	<input type="checkbox"/> APPROVED <input type="checkbox"/> DISAPPROVED <input type="checkbox"/> NON-RESTRICTED <input type="checkbox"/> RESTRICTED AS FOLLOWS:						
	DATE OF BOARD ACTION		PROS. ATTY. SIGNATURE				
SHERIFF SIGNATURE		STATE POLICE REP. SIGNATURE					
TO BE COMPLETED BY APPLICANT	OCCUPATION		PLACE OF BIRTH				
	EMPLOYER/BUSINESS (if for occupational purposes, letter required)						
	ADDRESS OF EMPLOYER/BUSINESS						
	REASON FOR DESIRING LICENSE						
	HAS A LICENSE EVER BEEN REFUSED OR REVOKED? WHY?						
	I am a citizen of the United States, have resided in Michigan for six (6) months or more, have never been adjudged insane unless restored or declared sane by court order, nor convicted of, or confined for a felony within the past eight (8) years.						
NOTARY PUBLIC	APPLICANT SIGN IN FULL BEFORE NOTARY PUBLIC						
	STATE OF MICHIGAN		Subscribed and sworn to before me this _____ day of _____, 19__				
County of _____		Name _____		County _____			
Signature of Notary Public _____		Commission Expires _____					
REFERENCES	1. REFERENCE (Sign own name in ink)						
	ADDRESS _____						
2. REFERENCE (Sign own name in ink)							
ADDRESS _____							
AUTHORITY: Act 372, P.A. of 1927 COMPLETION: Voluntary, but no license will be issued unless the form is completed							

G. License to Manufacture, Possess Sell and Offer for Sale Gas Ejecting Devices - RI-15

RI-15 (9/92)
Michigan State Police

LICENSE TO MANUFACTURE, POSSESS, SELL AND
OFFER FOR SALE GAS EJECTING DEVICES, ETC.
THE CONCEALED WEAPON LICENSING BOARD CERTIFIES

THAT _____

OF _____
(Address)

Is hereby licensed to (~~Strike out Boxes not applicable~~) - Manufacture | Possess | Sell and
 Offer for Sale gas ejecting devices, weapons, cartridges, containers, or contrivances capable of
ejecting gas, to any person authorized by law to possess the same.

License Expires _____



(Clerk Concealed Weapons Licensing Board)

(County)

(Date Issued)

DESCRIPTION OF LICENSEE

Send this to Michigan State Police

East Lansing, Michigan 48824

Was Born at _____

Date of Birth _____

Race _____

Height _____

Weight _____

Color of Eyes _____

Color of Hair _____

IMPORTANT
ROLED PRINT OF FRONT FINGER
IF POSSIBLE THEN SOME OTHER
FINGERPRINT, DESIGNATE WHICH

Signature of Licensee

AUTHORITY: 1935 PA 59
COMPLIANCE: Voluntary

H. Application for License to Equip Property with Gas Ejecting Devices - RI-16

RI-16 (Rev. 10-87)

TYPE OR PRINT IN INK

Michigan Department of State Police
APPLICATION FOR LICENSE TO EQUIP PROPERTY WITH GAS EJECTING DEVICES

I, _____, agent for _____
(Company Name)

(Address of Company)

hereby make application to equip the premises or vehicles, as described herein, under my control, with gas ejecting devices, in accordance with Act 372, P.A. 1927, As Amended; M.C.L. 1970, 28.426a (Mich. Stat. Ann. 28.94).

Nature of Business: _____

Length of time in business: _____ Conducted as Individual, Partnership or Corporation: _____

Reason for desiring license: _____

Address and description of property or vehicle to be equipped: _____

Type of gas to be used: _____

(Applicant's Full Signature)

(Applicant's Birthdate)

(Date of Application)

(Address of Applicant)

STATE OF MICHIGAN

Subscribed and sworn to before me this

_____ day of _____, 19 _____

COUNTY OF _____ SS.

Name: _____

County: _____

Commission Expires: _____

(Signature of Notary Public)

(Type/Print/Stamp)

NEW APPLICATION: Requires fingerprint clearance.

RENEWAL: Fingerprint clearance submitted, Fingerprint clearance waived in accordance with 1979 A.C. R28.91. I attest, to the best of my knowledge, that this person has not been involved in any criminal act or conviction since his or her original application.

(Sheriff or Chief of Police)

(Agency)

(Date)

APPROVED DISAPPROVED (Chief, Commissioner or Township Supervisor)

(Signature)

(Agency)

(Date)

License Approved: _____

(Date)

(Prosecuting Attorney Signature)

License Expires: _____

(Date)

(Sheriff Signature)

(State Police Rep. Signature)

To be made in duplicate. County clerk to file one copy and send original to:
Michigan Department State Police, Firearms Records Section, 1750 Harris Drive, Lansing, Michigan 48913
AUTHORITY: Act 372, P.A. of 1927 COMPLETION: Mandatory if license is desired.

I. License to Equip Property with Gas Ejecting Devices - RI-17

RI-17 (9/92)
Michigan State Police

LICENSE TO EQUIP PROPERTY WITH GAS EJECTING DEVICES
1927 PA 372, as amended; (C.L. 1948 28.426a, MSA 28.94)

The _____ County
Concealed Weapon Licensing Board hereby licenses:

(Name of Company or Individual)

(Address)

To equip the premises or vehicles under its control with gas ejecting devices as described herein.

This license expires: _____
(Date)



(Clerk of Licensing Board of)

(County)

(Date)

19____

Description of Property to be Equipped with Gas Ejecting Devices:

Type of gas approved: _____

(To be made in triplicate. Original to be issued to licensee. County Clerk file one copy, and send one copy to Record Bureau, Michigan Department of State Police, East Lansing, MI 48824)

AUTHORITY: 1935 PA 59
COMPLIANCE: Voluntary

J. Notice of Revocation of Concealed Pistols License - RI-56

RI-56 (Rev. 6-85)
Michigan Department of State Police
**NOTICE OF REVOCATION OF
CONCEALED PISTOLS LICENSE**

License No.

Name: First	Middle Initial	Last
Date License Issued	County	
Date of Action	Signature of County Clerk	

This license was revoked by action of said Concealed Weapons Licensing Board.

DISTRIBUTION:

White Michigan Department of State Police
Firearms Records Section
7150 Harris Drive
Lansing, MI 48913

Yellow Police agency having jurisdiction over the area in which the licensee resides.
Pink County Clerk

AUTHORITY: MCL 28.428
COMPLETION: Voluntary, but must be completed or license in State central file will not be revoked.

K. Basic Pistol Safety Pamphlet - MSP 200

STATE OF MICHIGAN
BASIC PISTOL SAFETY PAMPHLET



June 1991

BASIC PISTOL SAFETY REVIEW BOARD

AUTHORITY:
1986 P.A. 350; MCL 28.429a, 28.429b, 28.429c

Number of copies printed - 100,000
Total cost of printing - \$1,200,000
Printed & distributed by:
Michigan Department of State Police
MSP - 200

This pamphlet is required by law and pursuant to the law, contains basic pistol safety information. It is strongly recommended that people obtaining pistols seek out firearms safety courses in their community.

The statutory requirements appearing in this pamphlet pertain to Michigan residents only. Additional restrictions on possessing and transporting pistols in Michigan apply to non-residents.

Firearms ownership comes with it a responsibility of safeguarding the welfare of others and yourself when handling firearms. Accident prevention is the user's responsibility. It is the responsibility of a pistol owner to know what the law is pertaining to ownership, possession, transportation and use of pistols.

It is advisable to have a serious discussion with family members concerning a pistol and stressing the danger of careless or unsafe use.

A basic rule in pistol safety is to never assume that a pistol is unloaded. You should treat every pistol as if it were loaded.

A pistol should always be unloaded when not in use and the ammunition stored separately from the pistol. It is generally recommended that the cylinder assembly of a revolver and the barrel assembly of a semi-automatic be removed from the frame for long-term storage. Both the ammunition and the firearm should be stored in a safe place out of the reach of children.

The improper storage of a pistol at home could result in the arming of a criminal breaking into the

home or the injury or death of a child who discovers the pistol and plays with it.

Discharging a pistol at a range without proper ear and eye protection could result in permanent damage to those senses.

For the safety of yourself and others, be sure the barrel is clear of any obstructions before shooting. Obstructions such as snow, dirt, excess grease or lubricating oil in the bore may cause increased pressures which could damage the pistol and cause injury.

On a semi-automatic pistol, you should keep the safety on and/or action open unless firing.

Never put your finger on the trigger until ready to fire at a proper target. A proper target is knowing what is beyond the target and in the line of fire.

You should always keep the barrel pointed in a safe direction, even when dry firing, loading or unloading. In the event of an accidental discharge, no injury can occur if the barrel is pointed in a safe direction.

Dropping a loaded pistol may cause an accidental discharge, even with the safety on.

Bullets can glance off many surfaces like rocks, the surface of water and other flat surfaces. Glancing bullets travel in unpredictable directions with considerable velocity capable of causing injury or death.

When purchasing a pistol, the buyer must first obtain a License To Purchase a pistol. This license is obtainable from the local police department.

It is illegal to loan a pistol to another person, unless that person obtains a License To Purchase a pistol. The law considers the private loan of a pistol as a sale.

The law requires that when presenting a pistol to police for a safety inspection it is unloaded and encased or equipped with a trigger locking mechanism.

A License to Carry Concealed Pistols is generally required for transporting a pistol, loaded or unloaded, in a motor vehicle.

Without a Concealed Pistols License you are limited to transporting a pistol unloaded, in a wrapper or container, in the trunk of a vehicle only in the following circumstances:

1. en route to or from a hunting or target shooting area, provided you are in possession of a valid Michigan hunting license or membership in a organization that has target shooting range facilities.
2. transporting from the place of purchase, to your home, or place of business, or place of repair.
3. in moving goods from one place of abode or business to another place of abode or business.
4. to your local police agency, within 10 days of purchase, to obtain a Safety Inspection Certificate (registration).

If the vehicle doesn't have a trunk, the pistol may be transported in the passenger compartment for the above purposes (1 thru 4), provided it is unloaded, in a wrapper or container, and not readily accessible to the occupants of the vehicle.

Also - Full-time peace officers are not required to obtain a Concealed Pistols License.

When hunting with a pistol, the pistol must be carried in a holster or bag, in plain view, on the outside of your clothing, unless you have a Concealed Pistol License for hunting, or a non-restricted Concealed Pistol License.

The law requires a person to report the theft of a pistol to police within 5 days of having knowledge of the theft.

Alcoholic beverages and controlled substances should be avoided when using firearms. Possession and use of firearms while under the influence is unlawful and constitutes a reckless disregard for safety.

It is a felony crime to: (a) discharge a pistol in a facility or from a motor vehicle, snowmobile or off road vehicle in a manner as to endanger the safety of another person; (b) discharge a firearm at a facility that is a dwelling or an occupied structure.

A person can be held criminally and civilly liable for wrongfully pointing or discharging a pistol at another person. This could result in trauma to yourself and your family, the loss of freedom, loss of employment, reduced wages and health benefits, and future wages and employment.

With certain exceptions, it is unlawful to possess a firearm in a bank, church, school, day care center, court, theater, sports arena, hospital, or any establishment licensed to sell alcoholic beverages.

L. Basic Pistol Safety Questionnaire - MSP 201

STATE OF MICHIGAN
BASIC PISTOL SAFETY QUESTIONNAIRE

Indicate T or F (True or False)

- ___ 1. You should treat every pistol as if it were loaded.
- ___ 2. You should always keep the barrel pointed in a safe direction.
- ___ 3. You should never put your finger on the trigger until ready to fire at a proper target.
- ___ 4. When passing or receiving a pistol to or from another person, the action should be open and the pistol visually checked to make sure it is not loaded.
- ___ 5. It is illegal to loan a pistol to another person.
- ___ 6. The law requires a person to report the theft of his or her pistol to police within one year.
- ___ 7. A concealed pistol license is required for transporting a pistol in the passenger compartment of a motor vehicle that has a trunk.
- ___ 8. When storing a pistol, for safety reasons the ammunition should never be stored separately from the pistol.
- ___ 9. The law requires that when presenting a pistol to police for a safety inspection, the pistol is unloaded and encased or equipped with a trigger locking mechanism.
- ___ 10. When storing a pistol it should be unloaded and placed in a safe place out of the reach of children.
- ___ 11. Possession of a pistol while under the influence of alcohol is unlawful.
- ___ 12. With certain exceptions, it is unlawful to possess a pistol in a bank, school, tavern, judicial court, theatre, or sports arena.
- ___ 13. The first step to cleaning a pistol is to make sure it is unloaded.
- ___ 14. Dropping a loaded pistol will never cause an accidental discharge if the safety is on.
- ___ 15. Bullets fired at flat surfaces will never glance off in an unpredictable direction.

AUTHORITY:
1990 P.A. 320; MCL 28.429a, 28.429b, 28.429c
COMPLIANCE: Required if License is desired

Number of copies printed - 200,000
Total cost of printing - \$286.00
Cost per single copy - \$.005

Printed & Distributed by:
Michigan Department of State Police
MSP - 201

JUNE 1991

Ordered through Michigan State Police Warehouse

MSP/FRU Firearms Identification Field Guide

1. Introduction

The purpose of this guide is to aid Michigan law enforcement agencies in the accurate identification of firearms, and to make their description compatible with the State Central Gun Files, and the Automated Pistol Registration System when they are registered, entered as stolen, or queried. To accomplish this, officers and clerical support staff should understand the components of an accurate firearm description, and how they are coded in the system. These components are: Make, Caliber, Type, Serial Number, Model, and Shot (for revolvers (PR) and derringers (PD)). The first rule is: GET THE DESCRIPTION FROM THE WEAPON. MCL 750.224b and 750.228 section 28.429, "A person within the state who owns or comes into possession of a pistol shall...present the pistol for safety inspection...." Most errors are the result of copying handwriting from one document to another.

Make (MAK): A correct Make code is usually essential to retrieve information from the system, and is often the most difficult component to identify. An NCIC code manual is essential as there are hundreds of make codes, and they often don't seem logical, such as the code for Bersa-AEI; don't guess. Read the pistol carefully; differences like American Derringer Corp. versus American Derringer Co. require different codes. The most perplexing problems arise in coding imported pistols which can have as many as four different makers marked on one gun. The general rule is to use the original maker rather than an importer. One importer may assemble guns of the same caliber and serial number from different original makers such as Interarms Star (STA), and Helwan (MDI) both having seven digit serial numbers on 9mm PI's.

Caliber (CAL): Calibers are expressed in either a decimal fraction of an inch (.357) or millimeter (7.65), and are entered in the system as a number only, without punctuation or mm. 6.35mm is equivalent to 25 cal., 7.65mm equals 32 cal., but a 9mm is not the same as a 380 cal., although a 9mm kurz (short) is. Use the marking that appears on the pistol.

Type (TYP): There are relatively few "types" of pistols. The most common are: PR for revolvers, PI for semi-automatic pistols, PD for derringers, PS for single shot pistols (usually target pistols which are not pocket-size like derringers), PG for pellet pistols, PU for black-powder pistols, PO for an over-under pistol (eg 22 and 410 cal), and

QP for a pistol grip shotgun. Types codes also apply to long guns (eg RB - bolt action rifle, SP - pump shotgun) when entering them as stolen or listing for forfeiture. The complete type code table can be found in Section 3 of the NCIC Code Manual.

Serial Number (SER): The correct serial number is the key to accessing any information in the system. It is what makes a particular pistol unique. It is important to distinguish the serial number from patent numbers, lot numbers, and parts numbers, but there is no simple rule for all pistols. One must also take care not to enter letters in a serial number as numbers or vice versa (I's as 1's or 5's as S's, etc.). The following sections will provide descriptions of the most troublesome examples.

Model (MOD): While the model of a pistol is not always necessary for identification, it is in many cases such as older revolvers in which manufacturers repeated serial numbers through a series of models. Often physical characteristics like "top break" or "hammerless", or stampings like "safety hammer" are helpful if no model is stamped per se; CTG, however, means cartridge, and has no value in identification.

Shot: The number of shot for old revolvers is often important, and in the "Query Gun" format should be entered in the miscellaneous field.

2. REVOLVERS - PR

COLT - CLT On revolvers with side break cylinders serial numbers are always found on the "Crane", the flat area between the front of the trigger guard and the rear of the barrel which is exposed when the cylinder is opened. A "LW" which appears on the crane is not part of the serial number. If there is a number on the butt of the revolver it is a US Army serial number which should also be recorded, and the locations of both numbers indicated. One never knows how a gun may have been previously registered or reported stolen. Single action Colts (models "Frontier scout", "Peacemaker", etc.) typically have the serial number stamped on the flat area in front of the trigger guard. Always give the model for a Colt revolver, which is stamped on the left side of the barrel, as they repeated the serial numbers with each successive model.

SMITH & WESSON - SW serial numbers are almost always found on the butt. Some older models may have a serial number stamped on the cylinder, and on the bottom of the barrel with a "B" prefix. Newer large-frame models may have the serial number

stamped in the crane; these serial numbers will always contain letters, while a five digit number on the crane is a parts number, not a serial number. If in doubt get the number from the butt. If a letter on the butt is separated from the numerals it is still part of the serial number.

IVER JOHNSON - IJ has been making revolvers since 1871, and many of the older models can be very misleading as the Iver Johnson brand may not appear on the gun at all; instead models such as US Revolver Co, American Bulldog, Defender, Secret Service Special, Boston Bulldog, Tycoon, and British Bulldog are stamped on the gun. Serial numbers appear variously on the trigger guard, the butt, the top strap (on top break PR's where the cylinder is removed), and under the left grip usually with a letter prefix which will positively identify the gun. An owl at the top of the grip usually identifies an Iver Johnson, but grips can be switched.

FOREHAND & WADSWORTH - FW, FOREHAND ARMS - FOR: The make of many of the older US-made revolvers can be found in small print on top of the barrel. FW also made a model "Bulldog", and "British Bulldog". Serial numbers are found on the butt of the gun, or under the grip.

HOPKINS & ALLEN - HAA made a model "Forehand" as well a "XL Bulldog". Serial numbers are found on the butt, or under the grip.

HARRINGTON & RICHARDSON - HR much like IJ has older models like The American, Young America, Premier, Young America Bulldog, Trapper, and Victor which are stamped while H & R does not appear on the gun. Later models like 732 and 929 have serial numbers typically beginning with 2 letters, and stamped on the butt. On older models the serial number can be found under the grip, and on the top strap on top break PR's, as well as on the butt.

CLERKE - CLK revolvers are often entered as SW because "32 S&W" appears for the cartridge recommendation.

DAN WESSON - WEO revolvers have serial numbers stamped on the side of the frame. The most recent models have added the caliber at the beginning of the serial as in "357B55555", and they should be entered that way.

ARMINIUS - ARN revolvers are made in Germany and imported by Firearms Import and Export (FIP), Herters (HEW), and Gecado (GEC). Models include HW3, HW7 and Titan Tiger; many are incorrectly coded as Titan. WEI is an alternate code which

stands for Herman Weihrauch the original maker.

TAURUS - TAS are imported by Spesco (SES or SPS), Falcon is also their trade name, but all should be coded TAS. The more recent number sequences have two letters followed by six numerals. Often the capital letter "I" will be mistaken for a "1" because the stamp for the "I" is a plain vertical line; the "1" has a tail on the top. Thus the serial number "T1555555" should be corrected to "TI555555".

ROHM - ROM and R G INDUSTRIES - RGI also use the deceptive "I" on the model 66 prefix "IC" or "IB". RGI imports the ROM from Germany, and though both names may appear on the same pistol they should be coded "ROM" unless only RG Industries appears. The prefix "Q" is found in the serial number of almost all model "RG31's", and is frequently entered as an "O".

JP SAUER & SOHN - SSS makes single action revolvers which are imported by Hawes (HAW), and L A Distributors (LUR) with models like "Western Marshall", "Texas Marshall", and "Montana Marshall". The serial number, which is found on the flat area in front of the trigger guard, will usually contain a slash (/) between the last two digits which is often mistaken for a "1". Punctuation marks cannot be entered in the serial number field of an NCIC format or the State Automated Pistol Registration System.

HERBERT SCHMIDT - SCR revolvers can be distinguished by a variety of markings, a buffalo on the grip, model 21S or Sierra Six, "HS" on the grips or stamped on the butt frame or cylinder, or "Herbert Schmidt" stamped under the left grip.

3. SEMI-AUTOMATIC PISTOLS - PI's

COLT - CLT has made millions of pistols for the US Military, and during wartime allowed other makers such as Remington, Ithaca, Essex, Singer, etc. to use its patent which appears on the pistol as well as the maker (e.g. "Colt patent" on one side, and "Remington" on the other); these are model 1911(A1), and should be coded "USA" with the maker in the model or miscellaneous field. US Military issue Colts often have "No" (for serial number) stamped in front of the serial number which is sometimes mistaken for part of the serial number. Many foreign manufacturers have also produced pistols bearing the Colt patent so each specimen should be read carefully. The Argentine military industries produced a copy with the model "1927" which should be coded "FAI". More recent commercial Colt models have letters such as "BS" "G" and "N" between the numerals of the serial number which are often

mistaken for numerals.

DAVIS INDUSTRIES - DAB pistols are very common, and often miscoded as SAV or DAV.

JENNINGS, CALWESTCO, BRYCO - JEI, CWC, BRY. Calwestco took over the production of Jennings pistols, and was in turn taken over by Bryco. The result is pistols which are stamped "Jennings" on one side of the slide, and "Calwestco" or "Bryco" on the other. The correct code is the later manufacturer (CWC or BRY). The 380 cal. PI's, model 38 or 48, are only produced by Bryco.

RAVEN - RAV, PHOENIX - PHE. Phoenix Arms recently took over the manufacture of Raven pistols, and left Raven as the model. These should not be confused with the model "Phoenix" (also 25 cal. PI) made by Reck - RCK, and imported by Spesco - SES.

BERETTA - BER makes semi-auto pistols in many calibers. The distinguishing feature of the current models is a serial number with a 1 to 3 letter prefix, and a single letter suffix (example "BER123456Z"). These final letters are often entered as numerals.

TAURUS - TAS makes 380 cal. and 9mm PI's. Their production of the Beretta copy (model PT92) began with serial numbers of one letter and five numerals, and then switched to three letters and five numerals. As with Taurus revolvers they use "I's" (vertical lines) which are easily mistaken for "1's". A series of letters following the serial number (AFD, AFSD, etc) is not part of the serial number per the manufacturer.

ARMI TANFOGLIO GUISEPPE - GUT imported by EXCAM -ECM also uses "I's" of the same description in a "MI" prefix on their very common 6.35mm models "GT27" and "GT28". These are visually identical to the "Titan" which Tanfoglio Guisepe originally made in Brescia, Italy, also the home of INDUSTRIA ARMI GALESINI - IAG and RIGARMI - RGE (formerly Rino Galesi). BSC, the code for Brescia, should be avoided.

TITAN MANUFACTURING CO. - TMC, FIREARMS IMPORT & EXPORT - FIP, AND EIG CUTLERY - EIG all make the "Titan". An "F" for "fire" for the safety switch appears near the end of the serial number which is not a part of the number, much like the "S" for safety on various pistols like BROWNING - BRO and BAUER - BAU.

LUGERS and P38's - Between the world wars Germany produced millions of pistols in a secret rearmament program, and concealed the quantity by using codes for factories and

production runs which are easily overlooked when describing the pistols. They also exported pistols to various countries including the US (American Eagle model). LUG is the code of last resort when identifying them as they typically have four digit serial numbers, and the state files may contain a dozen or more "LUG" records for a single four digit number. The serial number usually appears in more than one place on the pistol, and the most important feature to look for is a "script letter" following or beneath the four-digit number which is most often found on the vertical face of the locking block just below the point where the the barrel joins the frame. More than one serial number can be on the same gun because parts have been interchanged. Record them all with their location (see diagram). The last two digits of the serial number appear on several places on the pistol as parts numbers. Do not include them in the pistol description.

The factory and the year in which the pistol was made is usually coded on the side of the slide on P38's, and on the toggle assembly on Lugers. A date stamped in larger numerals on the top of the frame (1939) should be considered part of the model. "Gesichert" means safety in German so it is the exception to the rule: RECORD ALL MARKINGS.

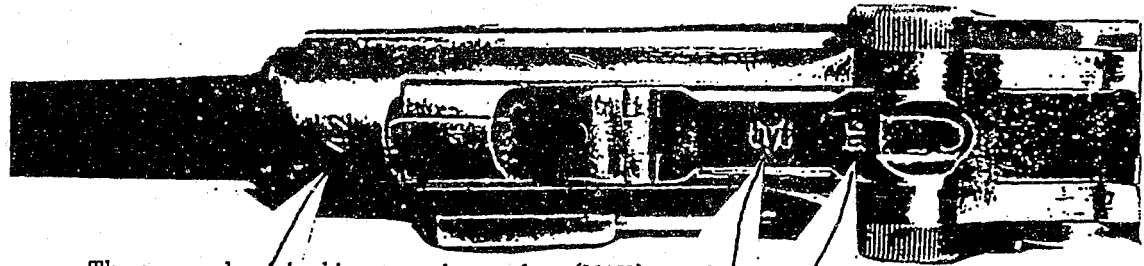
The following list of arsenal markings with which most Lugers and P38's can be identified.

- ac(with nos 40-45) - Walther - WAL
- byf - Mauser Werke - MAU
- S/42 - Mauser Werke - MAU
- SVW/45 - Mauser Werke - MAU
- 42 - Simson & Co (1920-1936) - SEL
- 42 - Mauser Werke (1937-1940) - MAU
- PO8 - Krieghoff - KRI
- HK - Krieghoff - KRI
- fzs - Krieghoff - KRI
- cyq - Spreewerk - SPW
- DWM - Deutsche Waffen und Munitionen -DWM Erfurt
- (with crown) - Gov't arsenal before 1930 - GE
- 480 - Walther - WAL

The following chart shows the configurations of script letters:

<i>a a</i>	<i>b b b</i>	<i>c c</i>	<i>d</i>	<i>e e e</i>	<i>f</i>	<i>g g g</i>	<i>h h h</i>		
A	B	C	D	E	F	G	H		
<i>i</i>	<i>j</i>	<i>k k k k</i>	<i>l</i>	<i>m n</i>	<i>o o</i>	<i>p</i>	<i>q q</i>	<i>r</i>	
I	J	K	L	M	N	O	P	Q	R
<i>s s</i>	<i>t t</i>	<i>u</i>	<i>v v v</i>	<i>w w</i>	<i>x</i>	<i>y</i>	<i>z z</i>		
S	T	U	V	W	X	Y	Z		

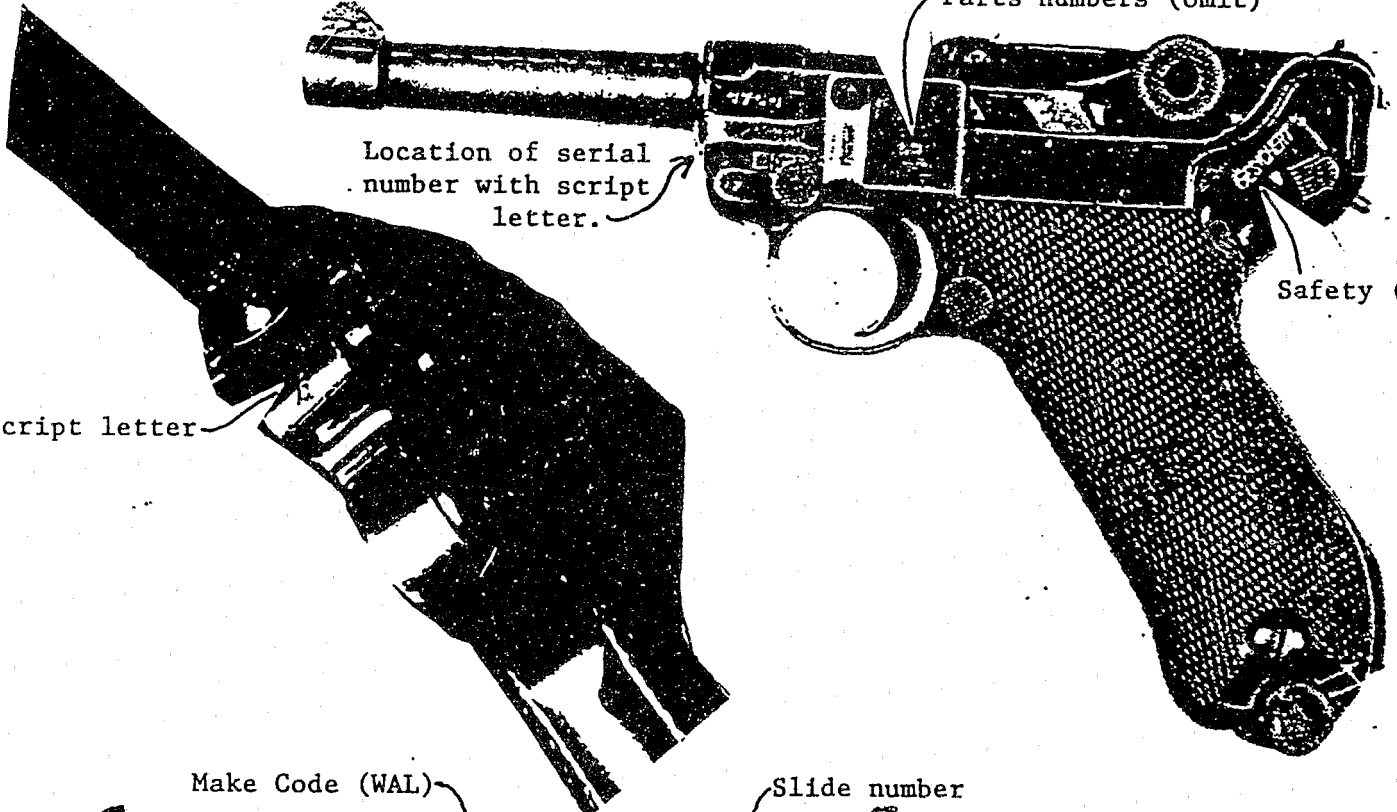
Luger and P38 Identification Diagram



These codes indicate the make (MAU) and should be entered in the model field.

Toggle

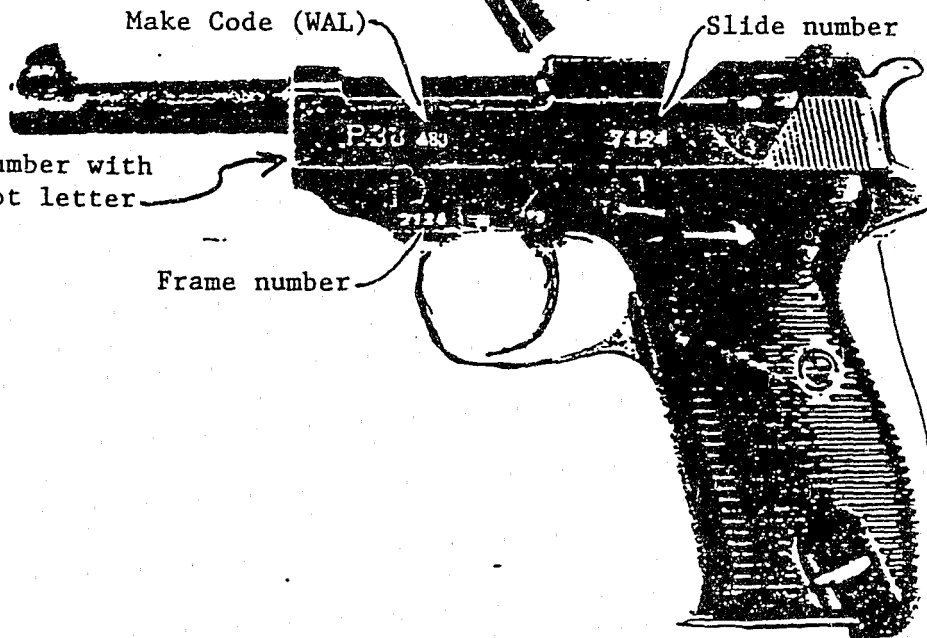
Parts numbers (omit)



Location of serial number with script letter.

Safety (omit)

Script letter



Make Code (WAL)

Slide number

Serial number with script letter

Frame number

4. DERRINGERS - PD

FIREARMS IMPORT & EXPORT - FIP makes a 2 shot 38 cal. derringer model D38 which typically has a serial number on the side of the frame, and another on the bottom of the barrel. They are often miscoded as DER or DEH because the "FIE" is not easily read.

EXCAM - ECM makes a derringer model TA38 just like the FIP with the two serial numbers.

HY HUNTER - HH makes a model "Frontier" which is frequently incorrectly entered with Frontier coded as the make.

EIG CUTLERY - EIG makes a four shot 22 cal. PD often miscoded as "STD" because "Use std (standard) vel ctg" appears on the barrel.

5. SINGLE SHOT PISTOLS - PS

THOMPSON CENTER - THM makes target pistols with interchangeable barrels in many calibers. To be registered, the receiver must have a barrel, and therefore a caliber, to be considered a firearm. The serial number appears behind the hammer.

KOON INC. - KOO makes a single shot pistol grip shotgun (QS), model "Snakecharmer" which must be registered because of the barrel and overall length.

6. BLACK POWDER PISTOLS - PU

Black powder or percussion firearms are made in various forms, revolvers, derringers, and single shot pistols, but all should be coded "PU". If an individual purchases a black powder pistol with the intention of firing it, a license to purchase must be completed, and it must be registered. Many black powder replicas are now produced in Italy, and are poorly marked, frequently without a manufacturer or even serial number. Maker information on revolvers is often stamped on the bottom of the barrel, and the packing lever must be released to reveal it. Some are stamped "Colt Replica" or "Remington", but read on to see if they are made in Italy, or have other makers stamped on them.

ARMI SAN MARCO - ASM These initials only usually appear on the PU sometimes with an importer: RICHLAND ARMS - RIC,

CONNECTICUT VALLEY ARMS - CVA, NAVY ARMS - NVA.

ARMI SAN PAULO - ASP is also usually identified by the initials only.

JUKAR - JUK makes single shot PU's resembling pirate guns.

KITGUNS - ZZZ are usually assembled from mail order kits, and usually have no maker marked on the gun. Enter "kitgun" in the Misc. or Mod. field.

7. PELLET PISTOLS -PU, AND BB GUNS

According to state law pellet pistols are classified as firearms, and therefore are subject to all the legal requirements of firearms (registration, CCW), whereas BB guns fall into the category of miscellaneous weapons. The difficulty arises in distinguishing between the two. We have tried to compile a complete list of the makes and models as follows.

MARKSMAN - MAP, model "Repeater" is most commonly identified as a BB pistol, but a device at the front of the barrel pops up to receive a pellet.

CROSMAN - CRO, models 38T, 357 and 1357 frequently have the serial number hidden under the left grip, which can be pulled off easily as a spring clip holds it on the CO2 cartridge.

MAKE	PELLET MODELS	BB MODELS
Benjamin - BEJ	HB17 247 347 397	
Crosman - CRO	38T Peacemaker powermaster 788 357 powermatic 1357 1377	Z77 44 388 66 454 SSP 250 1300 1300 MEDALIST II
DAISY - DAI	Powerline 44 Powerline 45 92 Beretta	Powerline 93 179 Powerline 188 200 1200
MARKSMAN - MAP	Repeater 1010x	1049 Plainsman
RWS Diana - RWS	5G 6G	
SEARS - SER	E	

PELLET RIFLES - RG

BENJAMIN - BEJ

CROSMAN - CRO

DAISY - DAI

MARKSMAN - MAP

RWS Diana -RWS

SEARS - SER

STERLING

PELLET MODELS

347 397

Air 17

Auto Air II 66 Powermaster 760A/760

Powermaster 760 Pumpmaster 766 781 782

Black Diamond 1322 Medalist 2100

Classic 2200 Magnum

Powerline 130

Powerline 814 Sporter

840

Powerline 856

Powerline 880

Powerline 900

BB MODELS

788 Scout

Red Ryder

98 Gold Medal

100

105B

Youth Line III

1790 Biathalon

24C 24J 36 45 48 52

799

HR81 HR83