


Missouri



DIVISION OF YOUTH SERVICES

150417

150417

NCJRS

OCT 5 1994

ACQUISITIONS

Missouri Juvenile Court

**Statistics Report
1993**

Division of Youth Services
Mark Steward, Director

150417

U.S. Department of Justice
National Institute of Justice

This document has been reproduced exactly as received from the person or organization originating it. Points of view or opinions stated in this document are those of the authors and do not necessarily represent the official position or policies of the National Institute of Justice.

Permission to reproduce this copyrighted material in microfilm only has been granted by
Missouri Division of Youth
Services

to the National Criminal Justice Reference Service (NCJRS).

Further reproduction outside of the NCJRS system requires permission of the copyright owner.

Prepared by:
Research and Evaluation
Denise Schnieders
Sayyid Oyerinde, Research Analyst



MEL CARNAHAN
GOVERNOR

MISSOURI
DEPARTMENT OF SOCIAL SERVICES
DIVISION OF YOUTH SERVICES

P.O. BOX 447
JEFFERSON CITY
65102-0447

TELEPHONE: 314-751-3324, FAX: 314-526-4494

RELAY MISSOURI
for hearing and speech impaired

TEXT TELEPHONE
1-800-735-2966

VOICE
1-800-735-2466

Dear Reader:

The Division of Youth Services is pleased to present the 1993 Missouri Juvenile Court Statistics Report. This is the forty-ninth annual juvenile court report. We hope the report will be useful to individuals and organizations with an interest in the juvenile justice system.

We would like to express our appreciation to the court personnel throughout the state for their cooperation in this project. Thanks are also due to the Research and Evaluation Unit for collecting and assembling the data and writing the report.

Questions about the report should be directed to the Division of Youth Services or the Research and Evaluation Unit, Department of Social Services.

Sincerely,

A handwritten signature in black ink, appearing to read "Mark D. Steward".

Mark D. Steward
Director

DEDICATED IN MEMORY OF
NANCY PETERSON
FOR HER YEARS OF SERVICE
TO THE
DEPARTMENT OF SOCIAL
SERVICES,
RESEARCH & EVALUATION



1960 - 1994

Table of Contents

Juvenile Court Overview.....	1
Law Violation Referrals	10
Status Offense Referrals.....	13
Abuse/Neglect/Custody Referrals.....	15

Appendices

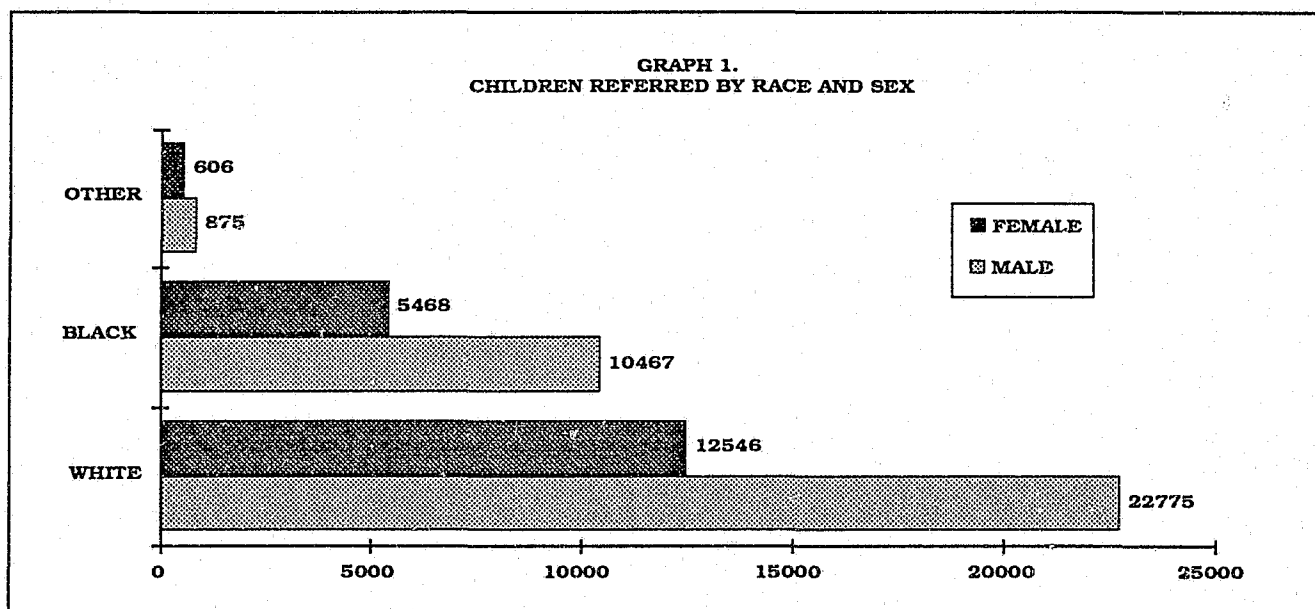
Appendix A:	Total Juvenile Court Referral Outcomes by Circuit and County	19
Appendix B:	Law Violation Referral Outcomes by Circuit and County	22
Appendix C:	Status Offense Referral Outcomes by Circuit and County	25
Appendix D:	Abuse/Neglect/Custody Referral Outcomes by Circuit and County	28
Appendix E:	Out-of-Home Placements by Circuit.....	31
Appendix F:	In-Home Services Providers by Circuit.....	32
Appendix G:	Missouri Statewide Juvenile Information System Form.....	33

Graphs and Tables

Graph 1.	Number of Children Referred by Race and Sex.....	1
Table 1.	Juvenile Court Statistics 1983-1992.....	2
Graph 2.	Ten Year Trend of Referrals	3
Table 2.	Referral Source	3
Graph 3.	Most Common Referrals - Males.....	4
Graph 4.	Most Common Referrals - Females	4
Graph 5.	Dispositions of Referrals.....	6
Graph 6.	Outcomes of Formally Disposed Referrals	6
Graph 7.	Outcomes of Informally Disposed Referrals	6
Graph 8.	Out-of-Home Placements : All Referrals	7
Graph 9.	In-Home Services Providers : All Referrals	7
Table 3.	Juveniles Certified to Adult Court by Race and Age	8
Table 4.	Pre-Hearing Placements by Type of Referral and Sex.....	8
Graph 10.	Type of Facility : Non-Secure Placements	9
Graph 11.	Operator of Facility : Non-Secure Placements.....	9
Graph 12.	Outcomes of Law Violation Referrals	10
Table 5.	Municipal Violations	10
Table 6.	Law Violation Allegations by Age	11
Table 7.	Average Prior Law Allegations for Certain Offense Categories.....	12
Graph 13.	Status Offense Referrals by Sex.....	13
Graph 14.	Outcomes of Status Offense Referrals.....	13
Table 8.	Out-of-Home Placements of Status Offense Referrals.....	14
Table 9.	Pre-Hearing Placements of Status Offense Referrals.....	14
Table 10.	Abuse/Neglect/Custody Referrals by Category	15
Graph 15.	Outcomes of Abuse/Neglect/Custody Referrals.....	15
Table 11.	Age Group of Referral Victim	16

JUVENILE COURT OVERVIEW

The following report is the forty-ninth in a series of Juvenile Court Statistics and the sixteenth published under the auspices of the Division of Youth Services (DYS) as mandated by Missouri Statute RSMo section 219.016.3. This report presents the summary statistics of the Juvenile Court System for calendar year 1993 in Missouri.



In 1993, 52,737 children were referred to one of the 45 juvenile courts in Missouri. These 52,737 children had a total of 72,748 referrals to court. The same child may be referred more than once during the reporting year. Circuits are requested to maintain a separate identification number for each juvenile and use the same number each time the juvenile is referred.

Race and sex comparisons. Graph 1 shows the sex and race break down of all children referred. Males accounted for 65 percent of the youths referred; females for 35 percent. White youth accounted for 67 percent of the juvenile court population. Black youth were 30 percent of juvenile court youth, while about three percent were other categories.

Most analyses in this report are at the level of referral. The numbers represent not individual children, but separate referrals to the court. A referral has been defined for reporting circuits as "any action involving a juvenile which results in a determination, finding or outcome and a written record maintained in the juvenile's name. Multiple allegations reported at the time of, or discovered in the course of a referral shall be reported as additional violations and not as additional referrals."

Referral Types. These referrals break down into three categories: Law Violations, Status Offenses and Abuse, Neglect and Custody referrals. **Law Violations** are any breaking of the Missouri Criminal Code. **Status Offenses** are those offenses that are only violations if committed by a juvenile. This includes such activities as truancy and running away from home. The category of **Abuse, Neglect and Custody (A/N/C)** reports Missouri children who were victims of abuse or neglect and children involved in custody disputes, transfers or terminations. The **Administrative** category was changed in 1992. It tracked Permanency Planning cases regarding placement of children in foster care, and other miscellaneous referrals, such as probation violations, etc. Since 1992, the only administrative referrals reported are violations of court order.

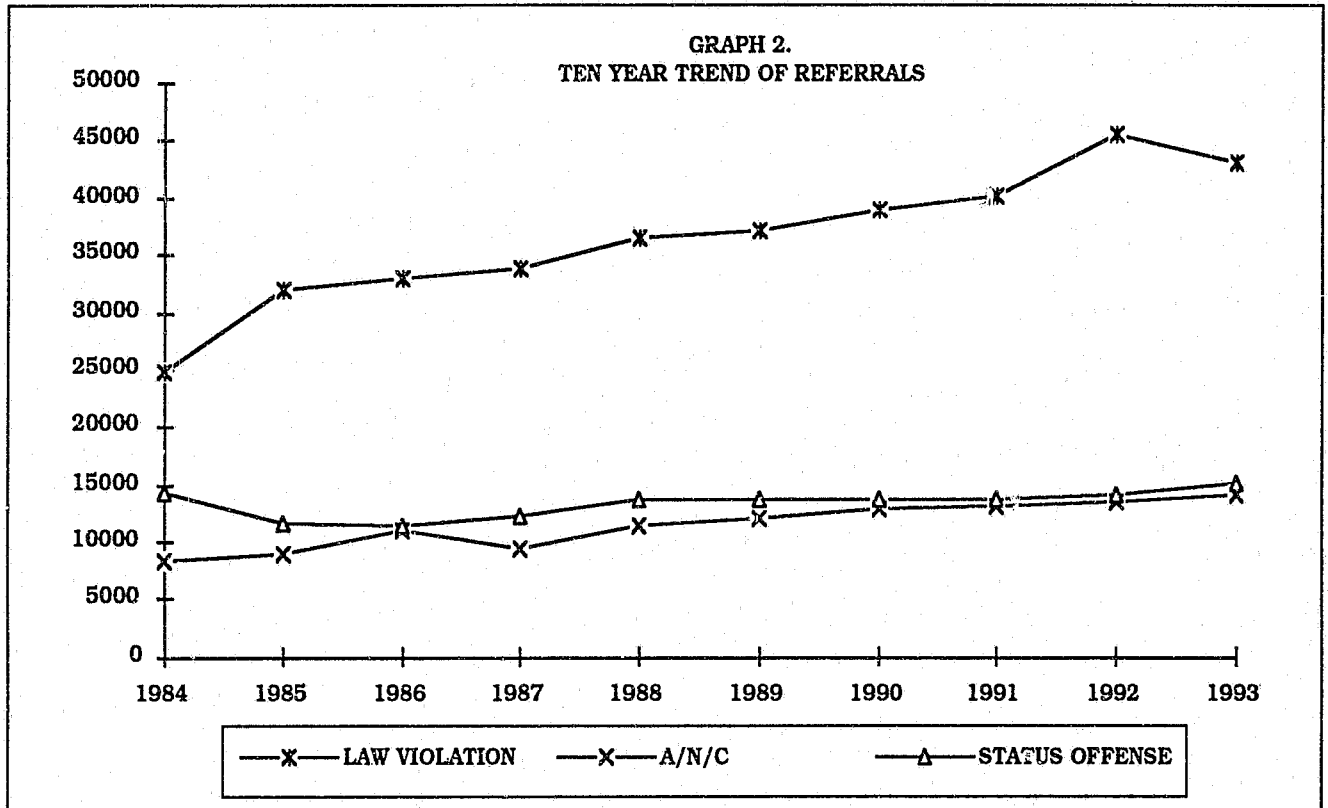
Table 1 shows the break down of all referrals into these four categories over the past ten years. Law Violation referrals were by far the largest category of referrals in 1993, representing over 59 percent of all referrals to the system. This category saw a decrease of more than five percent over 1992.

TABLE 1.
JUVENILE COURT STATISTICS 1984-1993

YEAR	ABUSE NEGLECT CUSTODY	ADMINIS- TRATIVE	LAW VIOLATION	STATUS OFFENSE	TOTAL
1984	8,362	7,957	24,744	14,252	55,315
1985	9,053	6,796	31,968	11,668	59,215
1986	10,962	8,435	32,913	11,487	63,797
1987	9,380	8,995	33,786	12,220	64,384
1988	11,488	9,545	36,580	13,771	71,344
1989	12,138	10,682	37,185	13,728	73,733
1990	12,949	12,225	38,920	13,706	77,800
1991	13,073	9,326	40,180	13,708	76,287
1992	13,523	452*	45,451	14,023	73,449
1993	14,014	558*	43,070	15,106	72,748

*The definitions for reporting in the administrative category were changed in 1992.

Graph 2 illustrates the changes in numbers of referrals for the last ten years. Only the Law Violation category shows a consistent increase since 1984 except in 1993 when it shows a slight decrease. Law violation referrals have increased 74 percent. A/N/C referrals increased by 68 percent over the same time period.

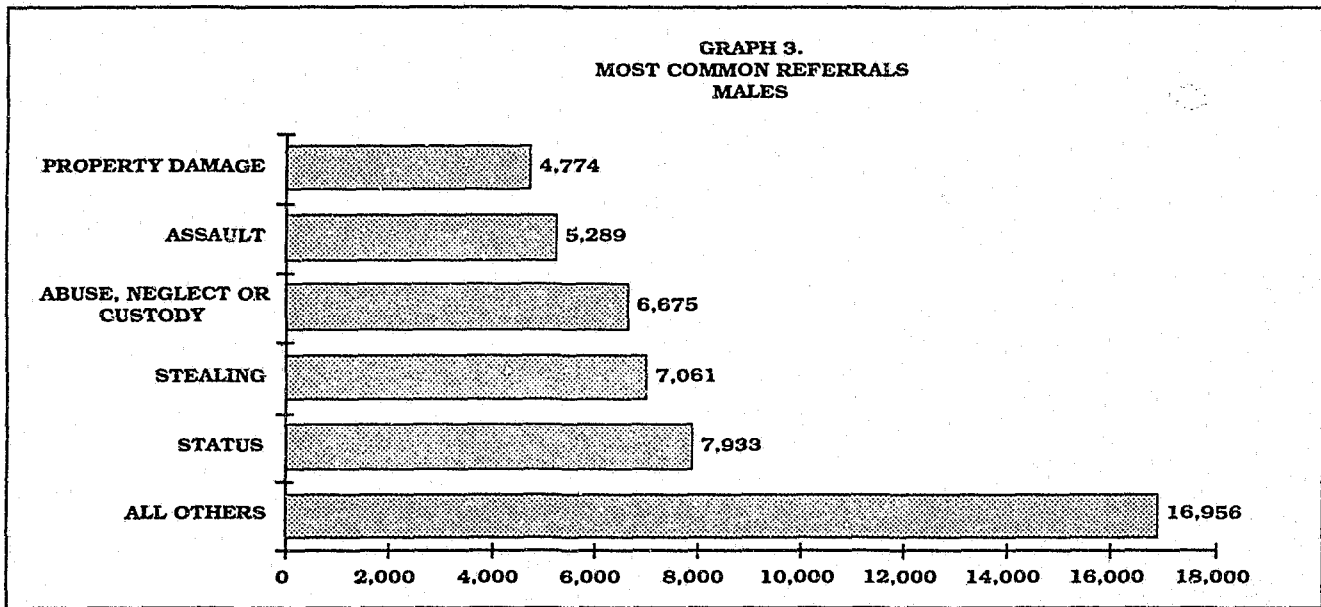


**TABLE 2.
REFERRAL SOURCE**

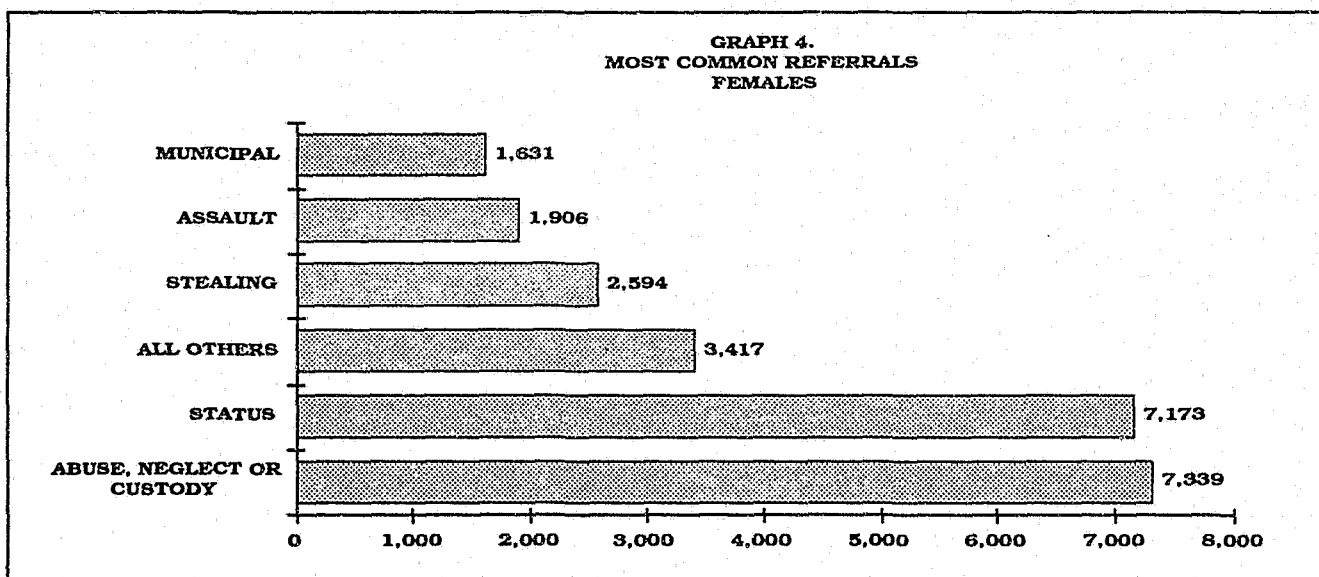
LAW ENFORCEMENT	
MUNICIPAL POLICE	42,999
COUNTY SHERIFF	4,489
HIGHWAY PATROL	419
OTHER LAW ENFORCEMENT	733
DIV. OF FAMILY SERVICES	8,686
SCHOOL	4,397
PARENT	3,727
JUVENILE COURT	3,323
OTHER JUVENILE COURT	1,410
VICTIM/SELF REFERRAL	528
OTHER RELATIVE	449
PRIVATE SOCIAL AGENCY	232
PUBLIC SOCIAL AGENCY	75
DEPT. OF MENTAL HEALTH	15
OTHER	1,266
TOTAL	72,748

Referral sources. Referrals to the juvenile court can come from many sources. Two-thirds (67 percent) of all referrals were initiated by law enforcement. More than half of Abuse, Neglect and Custody referrals were initiated by the Department of Social Services, Division of Family Services (DFS). Status offense referrals were likely to be initiated by schools or municipal police. Parents and the juvenile courts themselves also made significant numbers of referrals. Table 2 shows the source of all referrals.

Drug and alcohol use. A question on drug and alcohol use was added to the 1992 Juvenile Information System Form. The question asked, "At the time of the activity that led to this referral was this youth under the influence of alcohol or drugs?" Of 32,930 referrals with an answer other than "unknown" only 1,537 (two percent) were identified as under the influence of alcohol. There were 589 (one percent) referrals reporting drug use at the time of the referral. Of drug or alcohol involved youth, 59 percent were referred for law violations, 21 percent were referred for status offenses and 19 percent as victims of abuse or neglect.



Graph 3 illustrates that males were much more likely to be referred for law violations. Only 30 percent of referrals for males were in the non-law violation categories of status offenses or Abuse, Neglect or Custody. For females, the non-law violation categories accounted for 60 percent of all referrals.



Disposition of referrals. The definition of a referral included the words "action resulting in a determination or outcome." The possible determinations or outcomes fall into two categories: those which were handled **formally** with petition to the court and those which were **informally** adjusted. The formal dispositions that can occur are:

True Out-of-Home. The allegation is found true and the youth is placed out of home. Placement may be with a relative, to a foster home, or a commitment to DYS.

True In-Home. The allegation is found true and the youth receives services in the youth's own home.

True No Services. The allegation is found true, but no services are provided.

Not True. The allegation is found not true.

Motion to Dismiss. The court sustains a motion to dismiss and the case is closed.

Dismiss for Certification. The court sustains a motion to dismiss and the case is transferred to adult court.

The informal dispositions that can occur are:

Adjust without Supervision. Involves no more than one face-to-face contact with the juvenile and results in the giving of advice, counsel or a verbal warning.

Adjust with Supervision. Involves supervision by either verbal or written agreement and/or restitution or community service.

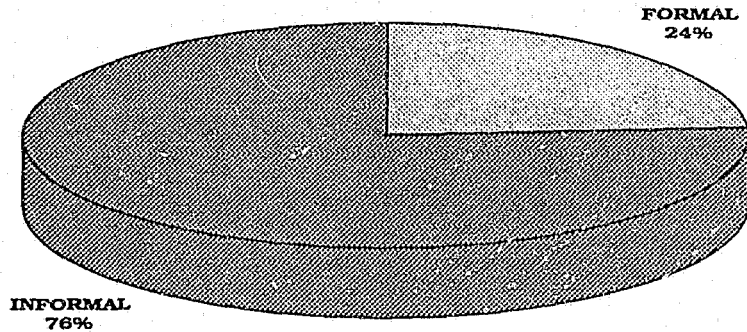
Adjust - No Action. No action is taken by the juvenile office other than the collection of information.

Transfer to Other Juvenile Court. Jurisdiction over the youth is transferred to another juvenile court.

Transfer to Other Agency. The youth's case (records, files, etc.) is turned over to another agency.

Referral Rejected. No reason is found to sustain the referral.

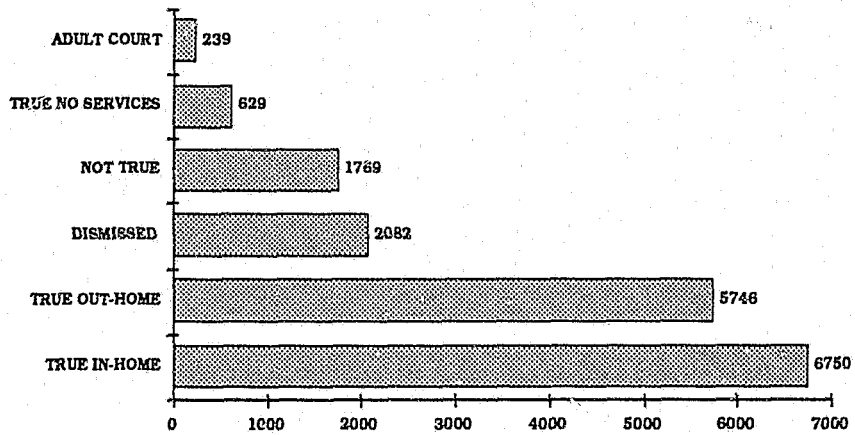
**GRAPH 5.
DISPOSITION OF REFERRALS**



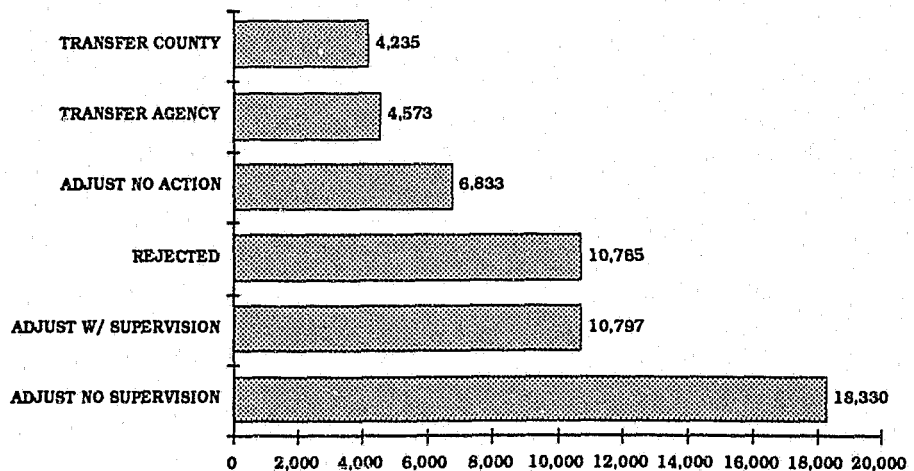
Findings for 1993 referrals are shown in Graphs 6 and 7. More than three-quarters (76 percent) of the referrals were informally disposed.

The largest single category of outcomes was informal adjustment without supervision, accounting for over one-fourth of total referrals. Only 24 percent of all referrals were formally adjudicated by a court. A formal adjudication is necessary to place a child out-of-home or to transfer a youth to adult court.

**GRAPH 6.
OUTCOMES OF FORMALLY DISPOSED REFERRALS**

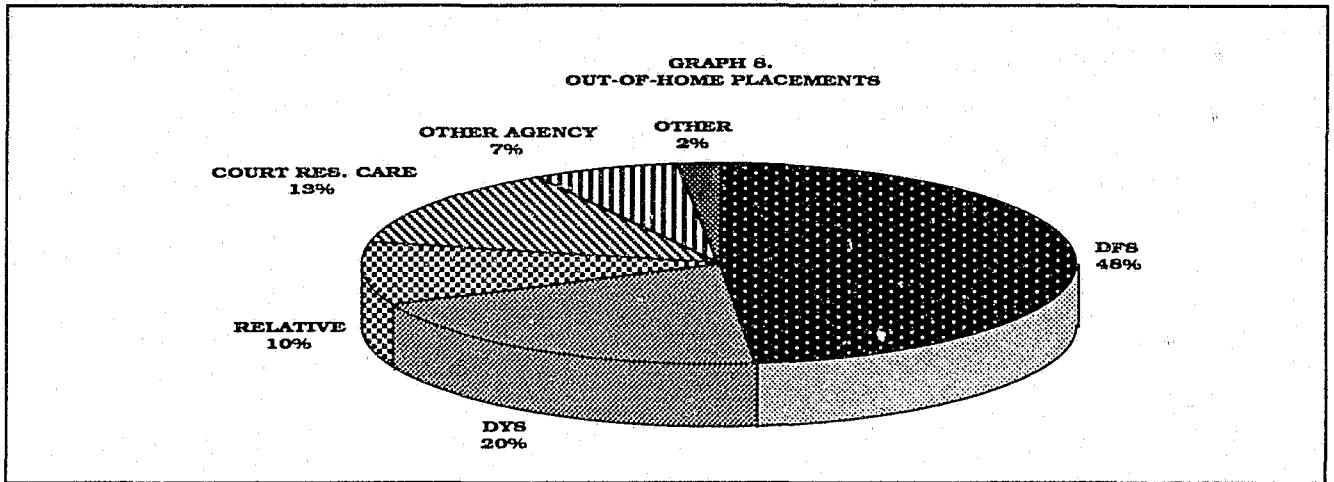


**GRAPH 7.
OUTCOMES OF INFORMALLY DISPOSED REFERRALS**

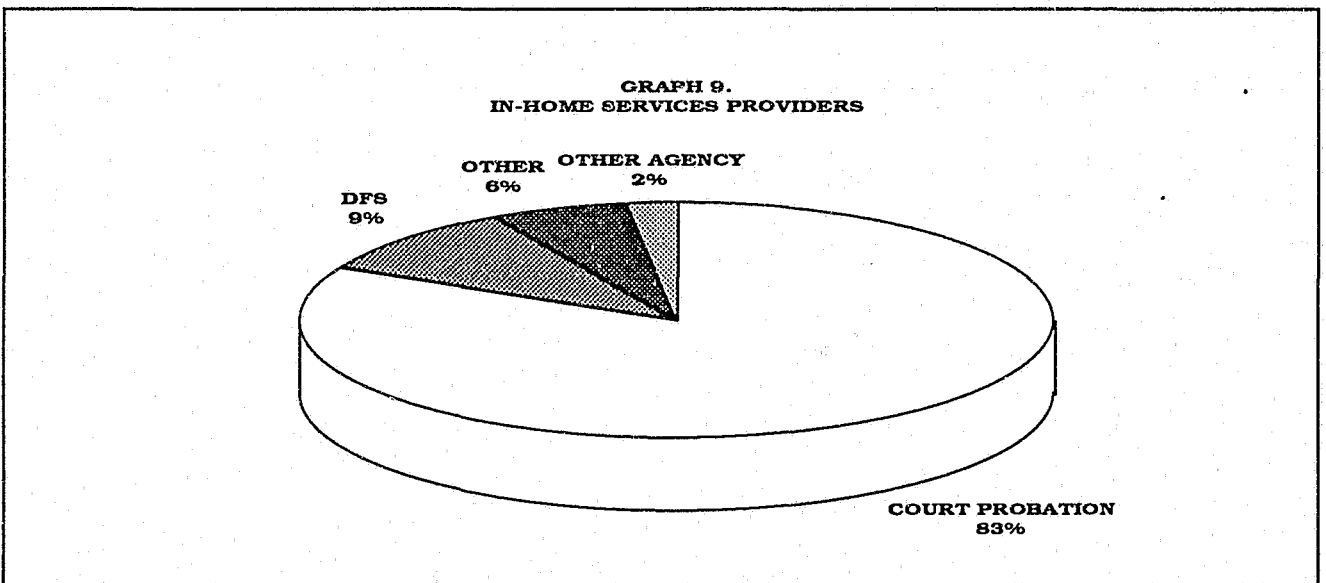


A total of 5,746 referrals were placed out-of-home in 1993. Abuse, Neglect and Custody referrals accounted for more than one-half (54 percent) of out-of-home placements. Law violation referrals accounted for another 30 percent of out-of-home placements.

Over 48 percent of out-of-home placements were to DFS. Another 20 percent of the placements were to DYS. Frequently children were placed with relatives and the juvenile courts. Graph 8 details these placements.



In-home services were provided for 17,580 referrals. More than one provider can be listed for each referral and a total of 21,250 providers were reported. In-home services can be ordered either by the court or provided informally by court personnel. Every in-home services case is supervised by juvenile court personnel. Other agency as used in Graph 9 consists of DMH, DYS and other public and private agencies (Graph 9).



Certifications to adult court. There were 237 referrals dismissed to allow certification to adult court. Because of the way referrals are processed, these 237 referrals represent only 183 individuals. Juveniles certified to adult court were overwhelmingly male. Only five females were certified in 1993. Table 3 shows the 183 juveniles by age and race.

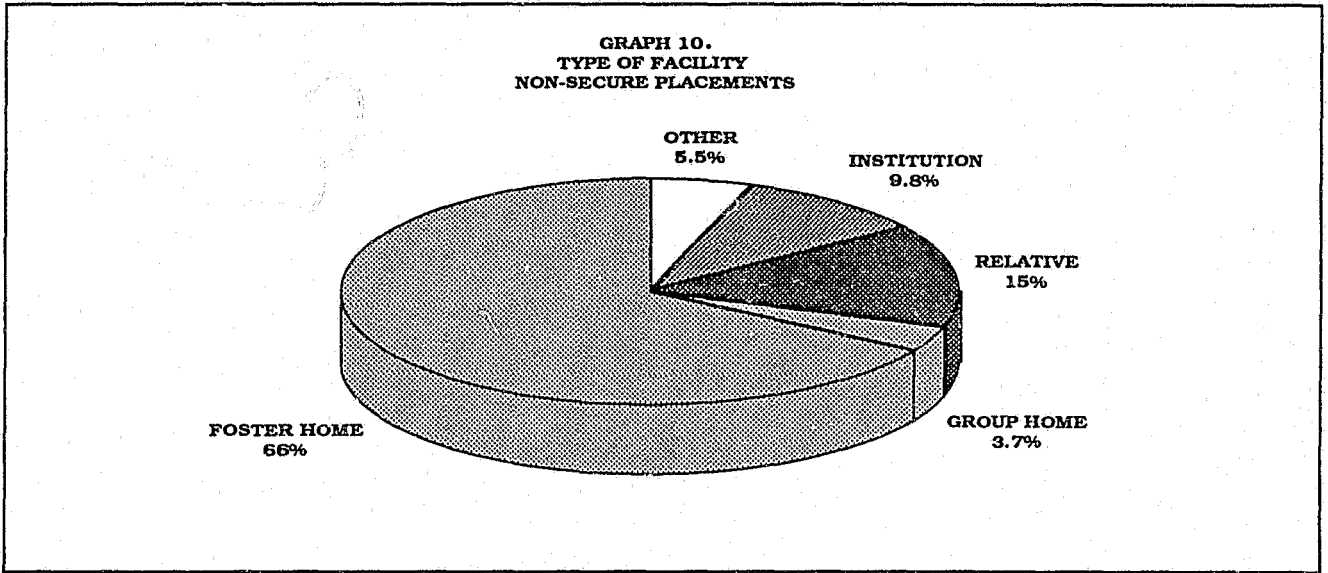
**TABLE 3.
JUVENILES CERTIFIED TO ADULT COURT BY RACE AND AGE**

	WHITE	BLACK	OTHER	TOTAL
AGE 14	0	4	0	4
AGE 15	7	33	1	41
AGE 16	48	85	1	134
AGE 17	2	2	0	4
TOTAL	57	124	2	183

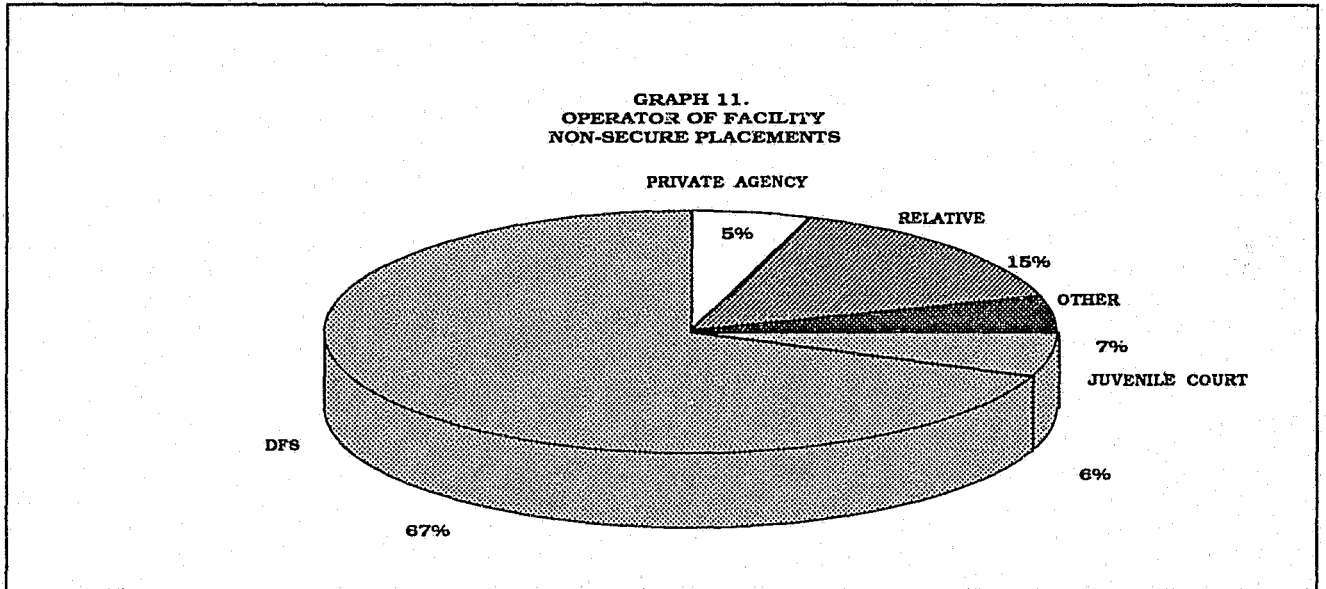
Pre-hearing placements. At the time of a referral, a juvenile may be detained awaiting a determination. Two types of facilities are used for such placement; secure and non-secure. In 1993, 12,889 cases or 18 percent of all referrals were held prior to hearing. Although approximately the same proportion of males and females were held prior to hearing, males were more likely to be held in secure detention and females in non-secure. Those held in secure detention were most likely male law violators. Those held in non-secure facilities were most likely victims of abuse or neglect. A break down by category of referral and sex is provided in Table 4.

**TABLE 4.
PRE-HEARING PLACEMENTS BY REFERRAL TYPE AND SEX**

	SECURE		NON-SECURE		BOTH	
	MALE	FEMALE	MALE	FEMALE	MALE	FEMALE
ABUSE,NEGLECT,CUSTODY	27	16	2,464	2,746	6	5
ADMINISTRATIVE	138	59	39	28	8	2
LAW VIOLATION	4537	751	439	98	53	22
STATUS OFFENSES	499	404	206	301	13	28
TOTAL	5,201	1,230	3,148	3,173	80	57



There are several types of facilities in which non-secure detainees may be held. The largest group (66 percent) was held in foster homes while awaiting a hearing or determination of outcome. Detention with a relative was added as a new category on the 1992 form. This category accounted for 15 percent of non-secure detentions. Graph 10 shows how many juveniles were held in each type of facility.

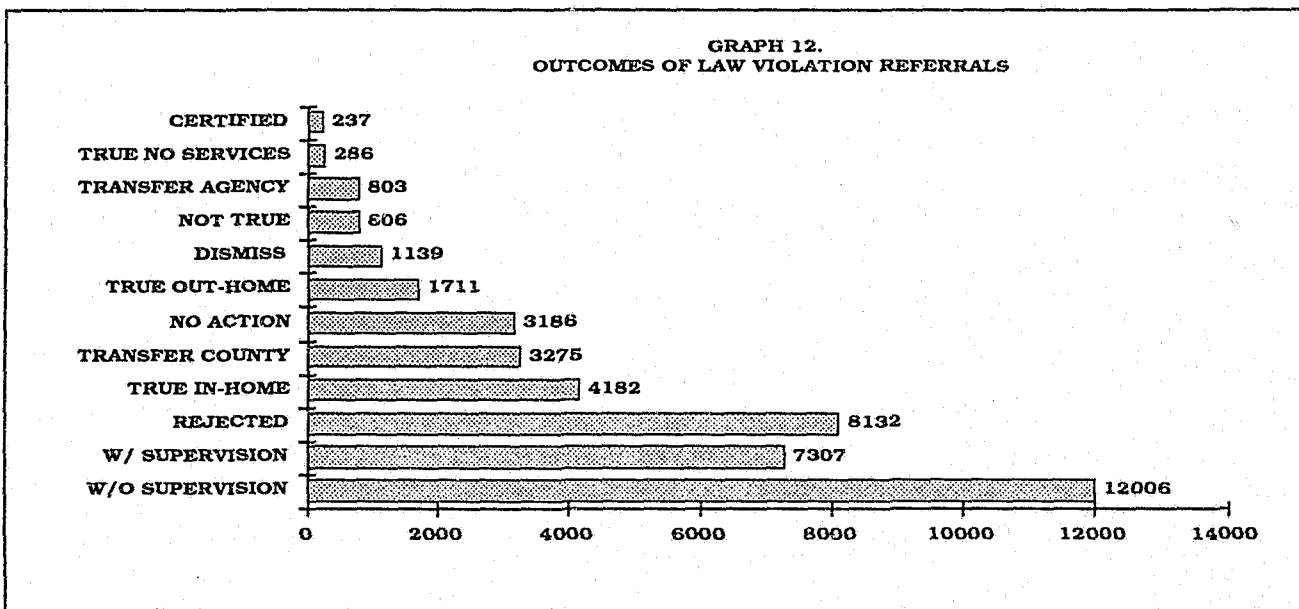


Graph 11 shows who operated the facilities. DFS was the operator of the majority of facilities, followed by relatives and Other.

LAW VIOLATION REFERRALS

Law violation referrals comprised over 59 percent of all referrals to the juvenile court system. The ratio of males to females in this category was heavily skewed toward males, who accounted for 86 percent of all the law violation referrals. Law violation referrals represent a single delinquent act even though several offenses may have been committed at the same time by the child referred. The most serious violation which resulted in a determination is recorded as the reason for referral.

Law violation outcomes. Graph 12 presents the outcomes of all law referrals. Only 14 percent were found true formally. By comparison, 19 percent were rejected and another five percent were either dismissed or found not true. The two categories of informal adjustment, with or without supervision, accounted for 45 percent of the law violation outcomes.



Municipal violations are broken down into the specific allegations in Table 5. The overwhelming majority of referrals in this category were for curfew violations.

**TABLE 5.
MUNICIPAL VIOLATIONS**

CURFEW	5,222	91.9
ANIMAL LAW	15	0.3
CARRY GUN/UNLOCKED	1	0
ILLEGAL USE OF WEAPON	1	0
FALSE ALARM	5	0.1
PEDESTRIAN VIOLATION	10	0.2
BICYCLE VIOLATION	10	0.2
POSSESSION/DISCHARGE WEAPON	25	0.4
SOLICIT W/O PERMISSION	1	0
LIQUOR VIOLATION	2	0
TRAFFIC OFFENSES	13	0.2
MUNICIPAL VIOLATIONS	377	6.6
TOTAL	5,682	100

Age distribution of law offenders. About 29 percent of law offenders were 16 years old. The very youngest offenders, those in the 0 to 11 year old age group, were most likely referred for property damage, stealing or assault. Property damage, stealing and assault were the most common referral offenses for the 12 to 13 year old age group (Table 6).

**TABLE 6.
LAW VIOLATION ALLEGATIONS BY AGE**

VIOLATION	AGE GROUP						
	0-11	12	13	14	15	16	17 & over
ARSON	84	46	43	61	77	44	5
ASSAULT	861	623	1,025	1,380	1516	1710	80
NEG. BOAT OPERATION	0	2	4	6	2	10	0
BURGLARY	220	162	305	376	414	530	34
CONSERVATION	2	1	1	6	20	51	2
DISTURBING PEACE	183	117	201	303	372	484	19
DRUGS	9	31	106	232	389	506	18
FAMILY OFFENSES	0	0	2	8	6	15	0
FORGERY	2	7	13	23	50	56	7
FLIGHT/ESCAPE	0	0	10	12	28	56	11
FRAUD	5	7	11	19	19	56	6
GAMBLING	0	0	1	4	7	3	0
HOMICIDE	1	1	6	6	23	38	1
HEALTH/SAFETY	15	6	22	22	30	49	2
KIDNAPPING	4	2	3	0	3	7	0
LIQUOR	4	21	86	165	340	837	33
MUNICIPAL	179	202	512	988	1441	2274	86
OBSTRUC. JUDIC. PROCESS	1	3	6	9	17	25	3
OBSTRUC. POLICE	19	14	30	62	81	107	5
OBSCENITY	0	1	5	1	3	4	0
PUBLIC ORDER	0	0	0	0	0	6	0
STATE PARK	0	0	1	0	0	0	0
PROPERTY DAMAGE	967	491	734	916	1063	1247	42
PROSTITUTION	0	0	1	0	3	2	0
ROBBERY	16	19	54	85	124	150	6
STEALING	928	778	1,368	1,969	2127	2355	130
STOLEN PROPERTY	23	29	72	95	103	147	5
SEXUAL OFFENSES	112	57	106	117	102	100	14
SEXUAL ASSAULT	38	35	58	91	91	132	25
TAMPERING	99	100	301	651	878	879	56
TRAFFIC OFFENSES	9	18	77	227	341	96	
WEAPONS	87	68	138	255	300	413	14
TOTAL	3868	2841	5302	8089	9970	12389	611

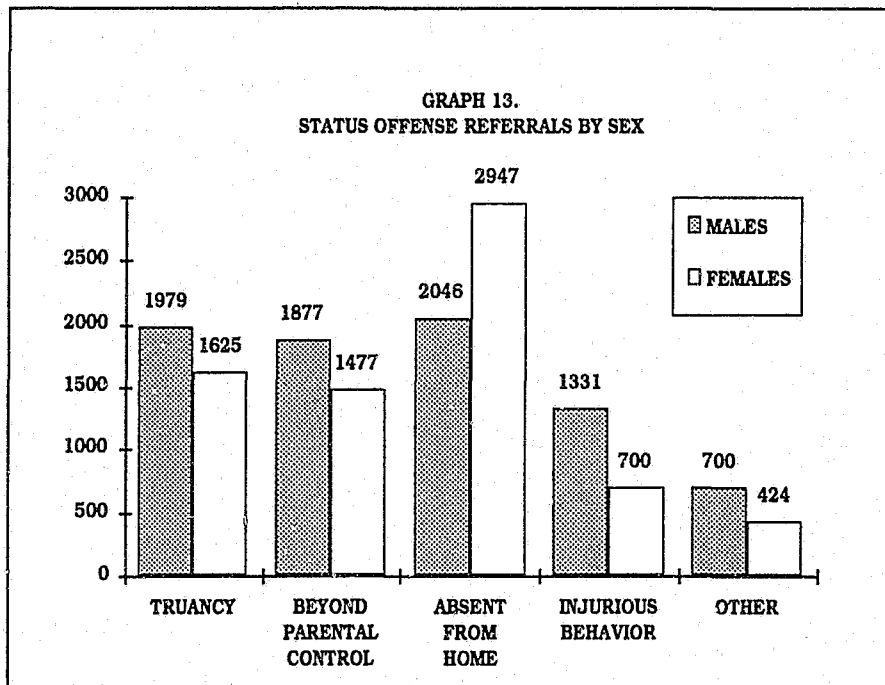
Prior violations. The numbers of alleged prior violations vary greatly depending upon the specific allegation for the current referral. Juveniles referred for flight/escape, robbery, homicide, gambling and obstructing judicial process tended to have a higher number of prior alleged violations. Table 7 shows offense categories which had relatively high levels of prior law allegations.

**TABLE 7.
AVERAGE PRIOR LAW ALLEGATIONS
FOR CERTAIN OFFENSE CATEGORIES**

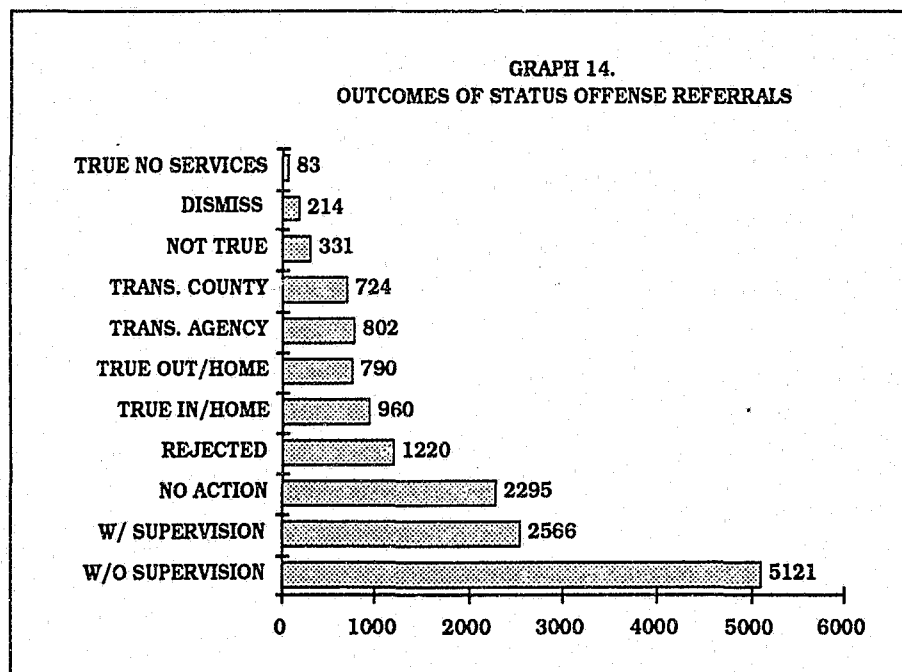
	NUMBER OF CASES	AVERAGE PRIOR LAW ALLEGATIONS
BURGLARY	2,041	2.19
DRUG OFFENSES	1,291	2.86
FORGERY	158	1.43
FLIGHT/ESCAPE	117	5.94
GAMBLING	15	4.06
HOMICIDE	76	4.52
HEALTH/SAFETY	146	1.06
KIDNAPPING	19	3.31
OBSTRUCTING JUDIC. PROCESS	64	3.40
OBSTRUCTING POLICE	318	2.74
ROBBERY	454	4.55
STOLEN PROPERTY	474	2.37
TAMPERING	2,964	2.97
WEAPONS OFFENSES	1,275	2.82

STATUS OFFENSE REFERRALS

Status offense referrals represent 21 percent of all referrals to the juvenile system. These are referrals which would not be considered a law violation if committed by an adult. The largest referral category in 1993 was absent from home (33 percent) followed by truancy, which accounted for another 24 percent. Graph 13 depicts the referrals by offense category for males and females. Male juveniles were a larger proportion than female juveniles in each category except habitually absent from home.



Status offense outcomes. Most status offense referrals were handled informally. The outcomes of adjustment without supervision and adjustment with no action accounted for almost one-half (49 percent) of all status offense referrals. Only 16 percent of status offense referrals were petitioned to court. Those that were handled formally usually received an outcome of in-home services provided by juvenile court personnel (Graph 14).



Nearly 800 juveniles referred for status offenses were placed out of home. Most were either transferred to Division of Family Services (33 percent) or were directly served in Court Residential Care (30 percent) by the individual circuit (Table 8).

The rate of pre-hearing placement is quite low for status offense referrals (Table 9). Only ten percent were held in pre-hearing placement. Of those who were held, 903 were held in secure detention. Runaways were the status offenders most likely to have been held in pre-hearing placement, and most likely to have been held in secure detention.

**TABLE 8.
OUT- OF- HOME PLACEMENTS
STATUS OFFENSE REFERRALS**

COURT RESIDENTIAL CARE	240
DIVISION OF FAMILY SERVICES	258
DIVISION OF YOUTH SERVICES	146
PRIVATE AGENCY	77
RELATIVE	30
DEPT. OF MENTAL HEALTH	7
OTHER PUBLIC AGENCY	6
OTHER	26
TOTAL	790

**TABLE 9.
PRE-HEARING PLACEMENTS
STATUS OFFENSE REFERRALS**

	SECURE	NON-SECURE
TRUANT	34	39
BEYOND CONTROL	111	133
ABSENT FROM HOME	495	184
INJURIOUS BEHAVIOR	100	121
OTHER	163	30

ABUSE, NEGLECT AND CUSTODY REFERRALS

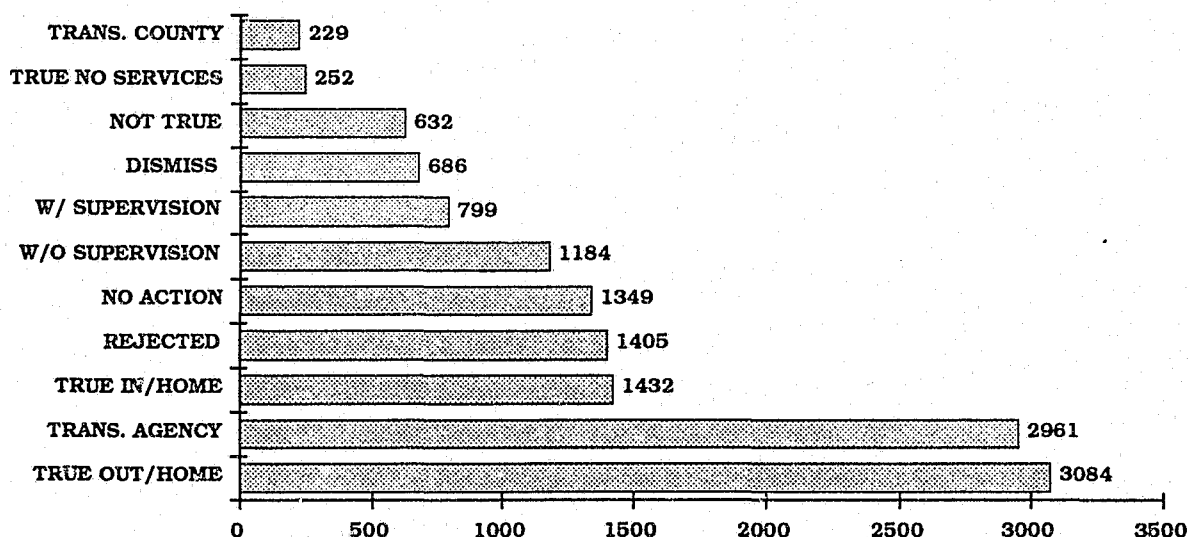
The abuse, neglect and custody category encompasses a wide range of referrals. Children are referred as victims of abuse or neglect or when involved in custody disputes, transfers or termination of parental rights. A break down of all the allegations is found in Table 10.

**TABLE 10.
REFERRALS BY CATEGORY**

ABUSE		NEGLECT		CUSTODY	
PHYSICAL	1970	IMPROPER CARE	5436	PROTECTIVE	1039
SEXUAL	1494	EDUCATION	580	TERMINATION	715
INCEST	199	MEDICAL/SURG	228	TRANSFER	446
EMOTIONAL	163	ABANDONMENT	235	RELIEF	131
		OTHER	1356	ABDUCTION	22

Abuse, Neglect and Custody outcomes. Abuse, neglect and custody referrals were the most likely to be handled formally by the court. Petition was made to court in 43 percent of referrals. Another 21 percent were transferred directly to DFS or another agency without petition. By contrast, less than 20 percent of law referrals and only 16 percent of status referrals were handled formally. Graph 15 shows the distribution of outcomes for this category.

**GRAPH 15.
OUTCOMES OF ABUSE, NEGLECT AND CUSTODY REFERRALS**



Of the 3,084 cases with an out of home placement outcome, 78 percent were placed to DFS. Of those with an outcome of transfer to other agency, 96 percent were transferred to DFS. This amount to a total of 5,248 cases, or 37 percent of all referrals in this category being referred to DFS at some point.

Age distribution of Abuse/Neglect/Custody referrals. The types of referrals vary greatly by age (Table 11). Younger children were more likely to be referred in neglect and custody cases. The youngest age group (0 to 3 years of age) accounted for over one-third (35 percent) of neglect referrals. The teenage group (12-15 years of age) was the largest group of alleged abuse victims referred, representing 30 percent of that category.

**TABLE 11.
AGE GROUP OF REFERRAL VICTIM**

	ABUSE	NEGLECT	CUSTODY
0 TO 3 YEARS	708	2,776	842
4 TO 7 YEARS	902	1,825	491
8 TO 11 YEARS	874	1,507	377
12 TO 15 YEARS	1131	1,410	463
16 AND OVER	211	317	180
TOTAL	3,826	7,835	2,353

Appendices

**Appendix A: Total Juvenile Court Referral Outcomes
by Circuit and County**

		True / Out of Home Ser- vices	True / In Home Ser- vices	True / No Ser- vices	Not True	Dis- miss	Dis- miss for Certi- fica- tion	Adjust W/Out Super- -vision	Adjust W/ Super- vision	Adjust No Action	Trans- fer Other Court	Trans- fer Other Agen- cy	Re- jected	Total
Circuit #1	Clark	6	2	0	0	0	0	90	51	0	4	49	1	203
	Schuyler	11	1	2	0	5	0	14	6	4	4	34	18	99
	Scotland	17	2	0	0	2	0	31	41	4	3	29	0	129
	Subtotal	34	5	2	0	7	0	135	98	8	11	112	19	431
Circuit #2	Adair	30	29	0	40	0	0	115	18	39	12	128	7	418
	Knox	11	9	1	18	0	0	14	24	9	1	47	1	135
	Lewis	13	13	0	23	0	2	10	13	29	2	28	15	148
	Subtotal	54	51	1	81	0	2	139	55	77	15	203	23	701
Circuit #3	Grundy	12	26	0	1	2	0	23	29	2	8	18	11	132
	Harrison	6	14	0	0	1	0	3	6	5	6	9	4	54
	Mercer	7	7	0	0	1	0	3	7	0	1	3	3	32
	Putnam	6	7	0	0	2	0	9	3	0	7	3	1	38
	Subtotal	31	54	0	1	6	0	38	45	7	22	33	19	256
Circuit #4	Atchison	1	5	1	0	0	0	9	22	17	1	0	5	61
	Gentry	3	3	0	0	1	0	38	37	3	0	0	2	87
	Holt	1	6	0	0	2	0	6	23	6	2	1	5	52
	Nodaway	17	28	0	0	0	0	117	83	49	13	0	33	340
	Worth	3	2	0	0	0	0	23	12	6	2	0	2	50
	Subtotal	25	44	1	0	3	0	193	177	81	18	1	47	590
Circuit #5	Andrew	9	12	0	0	0	0	25	28	5	4	14	15	112
	Buchanan	153	135	2	0	11	3	798	272	6	15	82	39	1516
	Subtotal	162	147	2	0	11	3	823	300	11	19	96	54	1628
Circuit #6	Platte	17	36	0	0	1	1	108	101	67	14	14	33	392
Circuit #7	Clay	161	111	1	8	21	1	385	203	297	167	68	2	1425
Circuit #8	Carroll	3	2	0	0	0	0	102	5	7	1	5	0	125
	Ray	42	42	0	1	0	1	142	61	28	20	14	19	370
	Subtotal	45	44	0	1	0	1	244	66	35	21	19	19	495
Circuit #9	Chariton	3	2	0	0	3	0	9	8	4	0	1	2	32
	Linn	7	6	0	0	1	0	71	27	23	4	6	9	154
	Sullivan	7	2	0	1	2	1	9	18	6	2	4	1	53
	Subtotal	17	10	0	1	6	1	89	53	33	6	11	12	239
Circuit #10	Marion	36	35	0	0	0	0	68	181	77	45	26	144	612
	Monroe	7	4	0	0	0	0	26	26	8	5	6	26	108
	Ralls	6	0	0	0	1	0	4	19	26	12	13	10	91
	Subtotal	49	39	0	0	1	0	98	226	111	62	45	180	811
Circuit #11	St Charles	161	187	1	1	37	7	326	330	441	195	25	462	2173
Circuit #12	Audrain	22	17	0	0	1	0	103	84	55	13	63	18	376
	Montgomery	17	9	0	0	0	0	3	24	26	2	3	5	89
	Warren	22	13	0	0	9	0	186	67	42	36	8	9	392
	Subtotal	61	39	0	0	10	0	292	175	123	51	74	32	857
Circuit #13	Boone	183	363	1	6	95	6	614	491	0	169	329	531	2788
	Callaway	64	50	2	0	7	1	110	89	3	37	84	53	500
	Subtotal	247	413	3	6	102	7	724	580	3	206	413	584	3288
Circuit #14	Howard	14	11	3	0	1	0	19	2	5	1	1	4	61
	Randolph	46	71	0	4	10	1	126	64	93	25	9	18	467
	Subtotal	60	82	3	4	11	1	145	66	98	26	10	22	528
Circuit #15	Lafayette	19	6	0	2	3	0	187	63	10	16	16	12	334
	Saline	19	19	0	0	1	1	167	38	12	8	15	40	320
	Subtotal	38	25	0	2	4	1	354	101	22	24	31	52	654
Circuit #16	Jackson	830	1013	202	1435	119	18	960	829	861	0	2273	798	9338
Circuit #17	Cass	60	29	0	6	21	0	325	208	164	3	4	62	882
	Johnson	12	7	0	1	1	3	112	77	78	5	6	7	309
	Subtotal	72	36	0	7	22	3	437	285	242	8	10	69	1191

**Appendix A: Total Juvenile Court Referral Outcomes
by Circuit and County**

		True / Out of Home Ser- vices	True / In Home Ser- vices	True / No Ser- vices	Not True	Dis- miss	Dis- miss for Cer- tifi- ca- tion	Adjust W/Out Super- vision	Adjust W/ Super- vision	Adjust No Action	Trans- fer Other Court	Trans- fer Other Agen- cy	Re- jected	Total
Circuit #18	Cooper	7	9	0	0	0	0	8	11	11	1	10	1	58
	Pettis	23	10	0	0	1	0	226	139	105	37	27	32	600
	Subtotal	30	19	0	0	1	0	234	150	116	38	37	33	658
Circuit #19	Cole	15	135	0	3	0	5	64	103	116	51	111	8	611
Circuit #20	Franklin	38	50	1	0	0	0	412	564	9	5	17	37	1133
	Gasconade	0	0	0	0	0	0	3	5	0	0	1	0	9
	Osage	0	2	0	0	0	0	5	10	0	0	0	0	17
	Subtotal	38	52	1	0	0	0	420	579	9	5	18	37	1159
Circuit #21	St Louis County	831	1944	347	0	760	4	3544	1962	62	2198	18	3694	15364
Circuit #22	St Louis City	1020	720	0	170	645	137	1994	451	823	233	5	3666	9864
Circuit #23	Jefferson	182	225	1	0	111	5	584	109	363	32	3	0	1615
Circuit #24	Madison	13	25	1	0	9	3	118	21	89	7	11	5	302
	St Francois	38	59	1	0	9	1	468	68	245	24	5	13	931
	Ste Genevieve	4	25	0	0	1	0	104	24	15	10	1	3	187
	Washington	24	12	1	0	4	0	287	13	255	4	12	0	612
	Subtotal	79	121	3	0	23	4	977	126	604	45	29	21	2032
Circuit #25	Maries	3	0	0	0	0	0	20	16	2	0	0	0	41
	Phelps	43	31	0	0	12	1	106	121	38	27	21	4	404
	Pulaski	42	48	0	0	3	3	166	133	17	22	22	56	512
	Texas	42	18	1	3	0	2	66	60	52	23	73	6	346
	Subtotal	130	97	1	3	15	6	358	330	109	72	116	66	1303
Circuit #26	Camden	21	18	0	0	3	0	96	50	4	45	18	27	282
	Laclede	18	53	0	0	0	0	49	82	0	8	12	15	237
	Miller	18	20	0	0	0	0	159	26	29	23	14	2	291
	Moniteau	6	2	0	0	1	0	44	0	4	6	8	0	71
	Morgan	3	19	0	0	1	0	49	10	2	6	12	1	103
	Subtotal	66	112	0	0	5	0	397	168	39	88	64	45	984
Circuit #27	Bates	6	14	0	0	6	1	70	89	16	7	27	1	237
	Henry	6	7	0	1	3	0	148	64	8	42	30	11	320
	St Clair	8	5	0	0	0	0	51	19	6	7	26	0	122
	Subtotal	20	26	0	1	9	1	269	172	30	56	83	12	679
Circuit #28	Barton	4	10	0	0	0	2	51	23	3	5	1	3	102
	Cedar	15	6	0	0	0	0	48	10	1	10	10	1	101
	Dade	3	6	0	0	0	0	15	13	3	1	2	0	43
	Vernon	23	36	0	3	12	0	143	57	15	23	9	6	327
	Subtotal	45	58	0	3	12	2	257	103	22	39	22	10	573
Circuit #29	Jasper	65	69	0	6	0	2	303	15	17	2	2	7	488
Circuit #30	Benton	1	4	0	3	0	0	24	8	2	2	2	3	49
	Dallas	0	0	0	0	2	0	30	12	0	5	2	21	72
	Hickory	0	0	0	4	0	0	12	0	3	0	1	0	20
	Polk	8	1	0	1	8	0	48	4	3	10	1	4	88
	Webster	6	2	0	1	4	1	73	39	1	14	16	29	186
	Subtotal	15	7	0	9	14	1	187	63	9	31	22	57	415
Circuit #31	Greene	238	92	2	1	9	0	611	736	171	23	78	123	2084
Circuit #32	Bollinger	5	7	0	0	1	0	4	13	1	4	1	3	39
	Cape Girardeau	45	61	0	0	17	3	422	201	142	99	64	75	1129
	Perry	13	6	0	1	5	2	67	45	33	7	8	1	188
	Subtotal	63	74	0	1	23	5	493	250	176	110	73	79	1356

**Appendix A: Total Juvenile Court Referral Outcomes
by Circuit and County**

		True / Out of Home Ser- vices	True / In Home Ser- vices	True / No Ser- vices	Not True	Dis- miss	Dis- miss for Cer- tifi- cation	Adjust W/Out Super- vision	Adjust W/ Super- vision	Adjust No Action	Trans- fer Other Court	Trans- fer Other Agen- cy	Re- jected	Total
Circuit #33	Mississippi	56	95	2	0	0	4	53	3	335	2	5	4	559
	Scott	16	37	8	1	3	2	84	20	99	22	25	104	421
	Subtotal	72	132	10	1	3	6	137	23	434	24	30	108	980
Circuit #34	New Madrid	23	18	0	0	0	0	50	61	13	8	14	0	187
	Pemiscot	54	16	0	3	1	2	197	62	2	12	31	16	396
	Subtotal	77	34	0	3	1	2	247	123	15	20	45	16	583
Circuit #35	Dunklin	8	53	1	1	7	0	0	12	371	22	48	50	573
	Stoddard	26	12	0	4	12	3	10	11	24	14	42	1	159
	Subtotal	34	65	1	5	19	3	10	23	395	36	90	51	732
Circuit #36	Butler	25	30	0	0	1	1	255	62	146	15	8	0	543
	Ripley	7	15	0	0	1	0	3	114	3	1	8	1	153
	Subtotal	32	45	0	0	2	1	258	176	149	16	16	1	696
Circuit #37	Carter	1	2	0	0	0	0	12	10	7	6	4	0	42
	Howell	51	17	0	0	0	0	116	133	146	25	49	0	537
	Oregon	16	7	0	0	0	0	34	33	31	1	18	0	140
	Shannon	23	3	0	1	0	0	14	10	14	1	8	0	74
	Subtotal	91	29	0	1	0	0	176	186	198	33	79	0	793
Circuit #38	Christian	40	28	0	1	22	1	128	95	30	29	2	17	393
	Taney	28	19	0	0	15	0	90	89	59	30	16	57	403
	Subtotal	68	47	0	1	37	1	218	184	89	59	18	74	796
Circuit #39	Barry	16	4	0	1	3	0	125	98	37	6	3	0	293
	Lawrence	16	8	1	0	0	0	150	55	60	3	6	0	299
	Stone	3	2	0	0	0	1	37	35	20	2	0	0	100
	Subtotal	35	14	1	1	3	1	312	188	117	11	9	0	692
Circuit #40	McDonald	88	34	26	1	3	0	66	30	3	4	4	12	271
	Newton	94	23	11	0	0	0	214	51	4	9	16	22	444
	Subtotal	182	57	37	1	3	0	280	81	7	13	20	34	715
Circuit #41	Macon	44	58	3	4	1	0	74	162	1	22	58	83	510
	Shelby	3	5	0	0	0	0	18	36	0	6	24	28	120
	Subtotal	47	63	3	4	1	0	92	198	1	28	82	111	630
Circuit #42	Crawford	36	22	1	2	0	0	3	183	63	5	0	2	317
	Dent	8	3	0	2	1	0	37	64	6	6	2	0	129
	Iron	16	3	0	0	0	0	13	33	0	8	3	6	82
	Reynolds	4	0	0	0	5	0	15	18	13	16	10	11	92
	Wayne	12	3	0	4	1	0	19	27	2	6	7	0	81
	Subtotal	76	31	1	8	7	0	87	325	84	41	22	19	701
Circuit #43	Caldwell	2	3	0	0	0	0	24	22	5	0	1	1	58
	Clinton	23	36	0	0	2	1	43	47	0	4	3	1	160
	Daviess	7	9	0	0	0	0	33	32	3	6	1	0	91
	De Kalb	3	4	0	0	0	0	13	17	0	8	1	0	46
	Livingston	11	12	0	0	1	0	76	30	14	9	12	1	166
	Subtotal	46	64	0	0	3	1	189	148	22	27	18	3	521
Circuit #44	Douglas	19	9	0	0	0	0	0	22	19	3	1	0	73
	Ozark	12	5	3	0	0	0	1	2	16	5	1	0	45
	Wright	22	14	2	0	7	0	1	26	51	9	12	0	144
	Subtotal	53	28	5	0	7	0	2	50	86	17	14	0	262
Circuit #45	Lincoln	20	37	0	0	6	4	77	42	34	12	8	58	298
	Pike	12	17	0	0	2	2	63	34	19	10	3	5	167
	Subtotal	32	54	0	0	8	6	140	76	53	22	11	63	465
Total		5746	6750	629	1769	2082	239	18330	10797	6833	4235	4573	10765	72748

**Appendix B: Law Violation Referral Outcomes
by Circuit and County**

		True / Out of Home Ser- vices	True / In Home Ser- vices	True / No Ser- vices	Not True	Dis- miss	Dis- miss for Certi- fica- tion	Adjust W/Out Super vision	Adjust W/ Super vision	Adjust No Action	Trans- fer Other Court	Trans- fer Other Agen- cy	Re- jected	Total
Circuit #1	Clark	0	0	0	0	0	0	28	19	0	0	0	0	47
	Schuyler	0	0	0	0	0	0	8	0	1	2	0	1	12
	Scotland	2	2	0	0	0	0	10	13	0	0	0	0	27
	Subtotal	2	2	0	0	0	0	46	32	1	2	0	1	86
Circuit #2	Adair	1	14	0	16	0	0	79	11	21	9	1	2	154
	Knox	3	1	0	3	0	0	8	7	8	0	1	1	32
	Lewis	2	9	0	2	0	2	5	8	7	1	0	3	39
	Subtotal	6	24	0	21	0	2	92	26	36	10	2	6	225
Circuit #3	Grundy	1	23	0	1	2	0	15	26	0	3	4	9	84
	Harrison	2	14	0	0	0	0	2	5	2	0	0	3	28
	Mercer	0	7	0	0	0	0	2	7	0	0		1	17
	Putnam	1	5	0	0	1	0	4	3	0	4	1	1	20
	Subtotal	4	49	0	1	3	0	23	41	2	7	5	14	149
Circuit #4	Atchison	0	5	1	0	0	0	6	21	17	1	0	5	56
	Gentry	0	3	0	0	0	0	18	22	1	0	0	2	46
	Holt	1	6	0	0	0	0	3	19	6	1	0	5	41
	Nodaway	5	26	0	0	0	0	50	69	32	7	0	29	218
	Worth	0	2	0	0	0	0	11	7	6	2	0	2	30
	Subtotal	6	42	1	0	0	0	88	138	62	11	0	43	391
Circuit #5	Andrew	5	8	0	0	0	0	11	20	1	0	0	10	55
	Buchanan	56	75	0	0	3	3	375	202	4	10	12	36	776
	Subtotal	61	83	0	0	3	3	386	222	5	10	12	46	831
Circuit #6	Platte	6	32	0	0	1	1	102	96	59	14	0	25	336
Circuit #7	Clay	58	54	0	3	6	1	355	163	111	142	18	2	913
Circuit #8	Carroll	2	1	0	0	0	0	92	2	3	1	1	0	102
	Ray	27	34	0	1	0	1	108	21	19	15	11	17	254
	Subtotal	29	35	0	1	0	1	200	23	22	16	12	17	356
Circuit #9	Chariton	0	2	0	0	0	0	6	8	40	0	0	0	20
	Linn	0	4	0	0	0	0	54	24	9	2	0	9	102
	Sullivan	1	0	0	0	1	1	9	15	4	0	0	0	31
	Subtotal	1	6	0	0	1	1	69	47	17	2	0	9	153
Circuit #10	Marion	19	32	0	0	0	0	56	141	57	32	8	111	456
	Monroe	1	1	0	0	0	0	15	25	1	5	1	16	65
	Ralls	0	0	0	0	0	0	4	18	13	9	0	9	53
	Subtotal	20	33	0	0	0	0	75	184	71	46	9	136	574
Circuit #11	St Charles	63	123	0	1	23	7	235	261	154	133	6	382	1388
Circuit #12	Audrain	8	13	0	0	1	0	74	59	39	9	12	14	229
	Montgomery	5	2	0	0	0	0	3	22	20	2	0	3	57
	Warren	8	11	0	0	3	0	95	33	19	17	2	4	192
	Subtotal	21	26	0	0	4	0	172	114	78	28	14	21	478
Circuit #13	Boone	44	208	1	3	38	6	210	353	0	106	39	114	1122
	Callaway	21	33	0	0	4	1	42	64	1	17	20	15	218
	Subtotal	65	241	1	3	42	7	252	417	1	123	59	129	1340
Circuit #14	Howard	1	8	0	0	0	0	15	2	4	0	0	4	34
	Randolph	8	41	0	2	2	1	87	50	45	15	5	13	269
	Subtotal	9	49	0	2	2	1	102	52	49	15	5	17	303
Circuit #15	Lafayette	1	6	0	1	2	0	152	59	4	12	9	6	252
	Saline	3	15	0	0	0	1	155	33	10	7	3	34	261
	Subtotal	4	21	0	1	2	1	307	92	14	19	12	40	513
Circuit #16	Jackson	318	487	28	704	72	18	804	369	426	0	317	641	4184
Circuit #17	Cass	5	22	0	3	3	0	160	75	77	1	1	13	360
	Johnson	2	0	0	1	0	3	54	29	41	1	1	2	134
	Subtotal	7	22	0	4	3	3	214	104	118	2	2	15	494

**Appendix B: Law Violation Referral Outcomes
by Circuit and County**

		True / Out of Home Ser- vices	True / In Home Ser- vices	True / No Ser- vices	Not True	Dis- miss	Dis- miss for Certi- fica- tion	Adjust W/Out Super vision	Adjust W/ Super vision	Adjust No Action	Trans- fer Other Court	Trans- fer Other Agen- cy	Re- jected	Total
Circuit #18	Cooper	1	4	0	0	0	0	1	7	2	0	2	1	18
	Pettis	20	7	0	0	1	0	148	109	38	27	9	30	389
	Subtotal	21	11	0	0	1	0	149	116	40	27	11	31	407
Circuit #19	Cole	9	72	0	3	0	5	37	82	57	33	31	7	336
Circuit #20	Franklin	17	45	0	0	0	0	296	468	9	3	5	31	874
	Gasconade	0	0	0	0	0	0	3	4	0	0	0	0	7
	Osage	0	1	0	0	0	0	5	8	0	0	0	0	14
	Subtotal	17	46	0	0	0	0	304	480	9	3	5	31	895
Circuit #21	St Louis County	344	1126	249	0	511	4	2660	1293	39	1898	15	2682	10821
Circuit #22	St Louis City	235	531	0	42	360	136	1039	300	146	150	1	3182	6122
Circuit #23	Jefferson	44	144	1	0	48	5	472	99	246	16	0	0	1075
Circuit #24	Madison	3	21	0	0	2	2	56	18	26	4	4	4	140
	St Francois	19	34	0	0	2	1	269	38	78	21	3	10	475
	Ste Genevieve	0	18	0	0	1	0	72	7	8	4	1	3	114
	Washington	2	5	0	0	0	0	84	6	17	1	2	0	117
	Subtotal	24	78	0	0	5	3	481	69	129	30	10	17	846
Circuit #25	Maries	3	0	0	0	0	0	4	5	0	0	0	0	12
	Phelps	5	15	0	0	3	1	57	79	18	23	8	2	211
	Pulaski	9	30	0	0	1	3	86	100	5	17	1	40	292
	Texas	3	16	0	0	0	2	41	40	23	19	5	2	151
	Subtotal	20	61	0	0	4	6	188	224	46	59	14	44	666
Circuit #26	Camden	1	12	0	0	1	0	55	29	1	31	0	23	153
	Laclede	9	38	0	0	0	0	19	50	0	8	4	13	141
	Miller	11	19	0	0	0	0	87	18	26	17	1	1	180
	Moniteau	3	1	0	0	1	0	34	0	3	6	3	0	51
	Morgan	2	17	0	0	1	0	30	10	2	6	2	1	71
	Subtotal	26	87	0	0	3	0	225	107	32	68	10	38	596
Circuit #27	Bates	1	5	0	0	0	1	39	60	4	7	3	1	121
	Henry	2	5	0	1	0	0	87	30	2	22	4	6	159
	St Clair	1	1	0	0	0	0	29	16	5	2	3	0	57
	Subtotal	4	11	0	1	0	1	155	106	11	31	10	7	337
Circuit #28	Barton	1	9	0	0	0	2	41	14	2	3	0	2	74
	Cedar	0	5	0	0	0	0	32	7	0	9	3	1	57
	Dade	0	1	0	0	0	0	9	9	0	0	2	0	21
	Vernon	4	29	0	2	4	0	94	34	12	10	0	3	192
	Subtotal	5	44	0	2	4	2	176	64	14	22	5	6	344
Circuit #29	Jasper	23	43	0	1	0	2	198	8	7	0	0	3	285
Circuit #30	Benton	1	4	0	2	0	0	18	7	1	0	0	1	34
	Dallas	0	0	0	0	0	0	20	11	0	4	1	10	46
	Hickory	0	0	0	0	0	0	4	0	1	0	0	0	5
	Polk	1	1	0	0	0	0	20	3	3	10	0	3	41
	Webster	2	2	0	0	4	1	59	35	0	3	5	18	129
	Subtotal	4	7	0	2	4	1	121	56	5	17	6	32	255
Circuit #31	Greene	60	67	2	0	1	0	434	565	107	12	31	107	1386
Circuit #32	Bollinger	0	7	0	0	0	0	2	11	0	1	1	2	24
	Cape Girardeau	11	54	0	0	4	3	281	161	23	87	33	69	726
	Perry	6	6	0	1	2	2	30	32	11	5	4	1	100
	Subtotal	17	67	0	1	6	5	313	204	34	93	38	72	850

**Appendix B: Law Violation Referral Outcomes
by Circuit and County**

		True / Out of Home Ser- vices	True / In Home Ser- vices	True / No Ser- vices	Not True	Dis- miss	Dis- miss for Certi- fica- tion	Adjust W/Out Super vision	Adjust W/ Super vision	Adjust No Action	Trans- fer Other Court	Trans- fer Other Agen- cy	Re- jected	Total
Circuit #33	Mississippi	21	54	0	0	0	4	42	2	189	2	4	2	320
	Scott	11	26	0	0	0	2	64	17	76	16	17	89	318
	Subtotal	32	80	0	0	0	6	106	19	265	18	21	91	638
Circuit #34	New Madrid	8	12	0	0	0	0	36	54	10	3	3	0	126
	Pemiscot	21	16	0	1	1	2	165	61	2	10	20	16	315
	Subtotal	29	28	0	1	1	2	201	115	12	13	23	16	441
Circuit #35	Dunklin	5	46	0	0	5	0	0	11	326	18	36	48	495
	Stoddard	2	8	0	0	8	3	10	9	22	8	11	0	81
	Subtotal	7	54	0	0	13	3	10	20	348	26	47	48	576
Circuit #36	Butler	2	23	0	0	1	1	218	17	58	6	4	0	330
	Ripley	1	14	0	0	0	0	1	80	0	1	1	1	99
	Subtotal	3	37	0	0	1	1	219	97	58	7	5	1	429
Circuit #37	Carter	0	1	0	0	0	0	5	6	5	2	0	0	19
	Howell	3	15	0	0	0	0	65	92	87	11	7	0	280
	Oregon	0	6	0	0	0	0	20	24	15	0	3	0	68
	Shannon	0	3	0	0	0	0	8	9	9	0	2	0	31
	Subtotal	3	25	0	0	0	0	98	131	116	13	12	0	398
Circuit #38	Christian	5	24	0	0	3	1	90	81	10	25	1	16	256
	Taney	4	15	0	0	3	0	46	33	25	17	2	40	185
	Subtotal	9	39	0	0	6	1	136	114	35	42	3	56	441
Circuit #39	Barry	3	3	0	1	0	0	76	64	18	0	1	0	166
	Lawrence	1	8	1	0	0	0	114	39	43	1	0	0	207
	Stone	3	2	0	0	0	1	21	24	15	1	0	0	67
	Subtotal	7	13	1	1	0	1	211	127	76	2	1	0	440
Circuit #40	McDonald	11	11	0	1	0	0	53	14	3	1	2	9	105
	Newton	20	8	1	0	0	0	157	37	3	3	8	17	254
	Subtotal	31	19	1	1	0	0	210	51	6	4	10	26	359
Circuit #41	Macon	6	30	0	4	0	0	49	74	1	16	2	20	202
	Shelby	1	5	0	0	0	0	6	18	0	3	1	2	36
	Subtotal	7	35	0	4	0	0	55	92	1	19	3	22	238
Circuit #42	Crawford	1	0	0	2	0	0	0	117	27	4	0	0	151
	Dent	3	2	0	1	1	0	27	46	3	6	2	0	91
	Iron	4	2	0	0	0	0	4	27	0	7	0	6	50
	Reynolds	0	0	0	0	0	0	12	6	3	16	0	4	41
	Wayne	6	2	0	3	1	0	10	20	1	6	1	0	50
	Subtotal	14	6	0	6	2	0	53	216	34	39	3	10	383
Circuit #43	Caldwell	0	1	0	0	0	0	13	5	3	0	0	0	22
	Clinton	5	24	0	0	0	1	36	33	0	2	0	1	102
	Daviess	1	9	0	0	0	0	22	5	0	6	0	0	43
	De Kalb	0	4	0	0	0	0	9	13	0	7	0	0	33
	Livingston	1	8	0	0	0	0	44	13	11	7	3	1	88
	Subtotal	7	46	0	0	0	1	124	69	14	22	3	2	288
Circuit #44	Douglas	3	9	0	0	0	0	0	21	10	3	0	0	46
	Ozark	5	5	0	0	0	0	1	1	9	5	0	0	26
	Wright	8	14	2	0	4	0	1	21	23	8	6	0	87
	Subtotal	16	28	2	0	4	0	2	43	42	16	6	0	159
Circuit #45	Lincoln	5	35	0	0	2	4	59	33	19	6	4	52	219
	Pike	8	13	0	0	1	2	48	26	12	9	2	5	126
	Subtotal	13	48	0	0	3	6	107	59	31	15	6	57	345
Total		1711	4182	286	806	1139	237	12006	7307	3186	3275	803	8132	43070

Appendix C: Status Offense Referral Outcomes by Circuit and County

		True / Out of Home Ser- vices	True / In Home Ser- vices	True / No Ser- vices	Not True	Dis- miss	Adjust W/Out Super vision	Adjust W/ Super vision	Adjust No Action	Trans- fer Other Court	Trans- fer Other Agen- cy	Re- jected	Total
Circuit #1	Clark	0	2	0	0	0	62	30	0	4	2	1	101
	Schuyler	4	1	0	0	0	4	2	3	0	9	5	28
	Scotland	3	0	0	0	1	21	27	1	2	3	0	58
	Subtotal	7	3	0	0	1	87	59	4	6	14	6	187
Circuit #2	Adair	2	5	0	1	0	35	7	18	1	10	1	80
	Knox	0	2	1	0	0	3	13	1	0	1	0	21
	Lewis	3	0	0	0	0	4	3	15	1	2	1	29
	Subtotal	5	7	1	1	0	42	23	34	2	13	2	130
Circuit #3	Grundy	1	1	0	0	0	6	3	2	0	6	1	20
	Harrison	0	0	0	0	0	1	1	2	5	4	1	14
	Mercer	0	0	0	0	0	1	0	0	0	3	2	6
	Putnam	3	0	0	0	0	5	0	0	2	0	0	10
	Subtotal	4	1	0	0	0	13	4	4	7	13	4	50
Circuit #4	Atchison	0	0	0	0	0	3	1	0	0	0	0	4
	Gentry	0	0	0	0	1	20	15	1	0	0	0	37
	Holt	0	0	0	0	0	2	4	0	1	0	0	7
	Nodaway	1	2	0	0	0	53	11	3	6	0	1	77
	Worth	0	0	0	0	0	10	5	0	0	0	0	15
	Subtotal	1	2	0	0	1	88	36	4	7	0	1	140
Circuit #5	Andrew	2	2	0	0	0	10	7	2	1	0	0	24
	Buchanan	26	30	0	0	2	398	50	2	5	17	0	530
	Subtotal	28	32	0	0	2	408	57	4	6	17	0	554
Circuit #6	Platte	0	1	0	0	0	5	5	6	0	3	3	23
Circuit #7	Clay	16	4	0	0	1	29	39	22	17	6	0	134
Circuit #8	Carroll	1	0	0	0	0	10	3	0	0	0	0	14
	Ray	2	7	0	0	0	29	8	8	4	2	0	60
	Subtotal	3	7	0	0	0	39	11	8	4	2	0	74
Circuit #9	Chariton	3	0	0	0	1	3	0	0	0	0	2	9
	Linn	1	1	0	0	1	16	3	10	2	4	0	38
	Sullivan	1	1	0	0	1	0	2	2	2	3	1	13
	Subtotal	5	2	0	0	3	19	5	12	4	7	3	60
Circuit #10	Marion	5	3	0	0	0	12	40	17	9	8	30	124
	Monroe	1	0	0	0	0	11	1	7	0	2	5	27
	Ralls	0	0	0	0	0	0	0	12	1	0	0	13
	Subtotal	6	3	0	0	0	23	41	36	10	10	35	164
Circuit #11	St Charles	32	37	0	0	5	91	69	287	57	19	79	676
Circuit #12	Audrain	7	3	0	0	0	28	24	14	2	7	0	85
	Montgomery	2	1	0	0	0	0	2	6	0	3	2	16
	Warren	1	2	0	0	1	29	19	14	18	0	4	88
	Subtotal	10	6	0	0	1	57	45	34	20	10	6	189
Circuit #13	Boone	19	77	0	2	9	308	125	0	59	77	42	718
	Callaway	6	8	0	0	0	53	25	2	11	18	3	126
	Subtotal	25	85	0	2	9	361	150	2	70	95	45	844
Circuit #14	Howard	3	3	3	0	0	3	0	1	1	1	0	15
	Randolph	7	18	0	0	2	39	14	24	8	2	5	119
	Subtotal	10	21	3	0	2	42	14	25	9	3	5	134
Circuit #15	Lafayette	8	0	0	0	1	28	3	4	4	5	1	54
	Saline	6	1	0	0	1	12	5	0	1	3	2	31
	Subtotal	14	1	0	0	2	40	8	4	5	8	3	85
Circuit #16	Jackson	295	203	35	321	31	92	459	403	0	227	55	2121
Circuit #17	Cass	11	4	0	0	5	84	87	64	0	2	2	259
	Johnson	2	0	0	0	0	43	21	27	0	2	2	97
	Subtotal	13	4	0	0	5	127	108	91	0	4	4	356

**Appendix C: Status Offense Referral Outcomes
by Circuit and County**

		True / Out of Home Ser- vices	True / In Home Ser- vices	True / No Ser- vices	Not True	Dis- miss	Adjust W/Out Super vision	Adjust W/ Super vision	Adjust No Action	Trans- fer Other Court	Trans- fer Other Agen- cy	Re- jected	Total
Circuit #18	Cooper	1	3	0	0	0	7	4	9	1	3	0	28
	Pettis	3	3	0	0	0	74	30	39	10	9	2	170
	Subtotal	4	6	0	0	0	81	34	48	11	12	2	198
Circuit #19	Cole	3	45	0	0	0	27	21	55	16	54	0	221
Circuit #20	Franklin	1	1	0	0	0	105	72	0	1	3	6	189
	Gasconade	0	0	0	0	0	0	1	0	0	0	0	1
	Osage	0	1	0	0	0	0	2	0	0	0	0	3
	Subtotal	1	2	0	0	0	105	75	0	1	3	6	193
Circuit #21	St Louis County	65	196	41	0	49	859	431	20	247	3	510	2421
Circuit #22	St Louis City	62	128	0	4	42	425	39	273	39	4	351	1367
Circuit #23	Jefferson	13	20	0	0	24	112	10	114	4	2	0	299
Circuit #24	Madison	0	1	0	0	1	59	3	23	2	6	1	96
	St Francois	1	9	0	0	1	198	13	22	2	2	3	251
	Ste Genevieve	0	6	0	0	0	32	8	4	6	0	0	56
	Washington	0	1	1	0	0	190	0	89	1	4	0	286
	Subtotal	1	17	1	0	2	479	24	138	11	12	4	689
Circuit #25	Maries	0	0	0	0	0	15	9	1	0	0	0	25
	Phelps	3	1	0	0	0	34	30	14	3	3	1	89
	Pulaski	6	2	0	0	2	80	27	6	4	13	3	143
	Texas	4	0	0	0	0	19	18	16	4	15	4	80
	Subtotal	13	3	0	0	2	148	84	37	11	31	8	337
Circuit #26	Camden	2	5	0	0	1	40	11	3	11	7	3	83
	Laclede	0	4	0	0	0	30	5	0	0	3	2	44
	Miller	4	0	0	0	0	69	2	2	3	5	0	85
	Moniteau	0	1	0	0	0	10	0	0	0	2	0	13
	Morgan	0	0	0	0	0	19	0	0	0	3	0	22
	Subtotal	6	10	0	0	1	168	18	5	14	20	5	247
Circuit #27	Bates	2	1	0	0	3	31	20	9	0	8	0	74
	Henry	2	0	0	0	0	57	28	5	17	2	5	116
	St Clair	4	0	0	0	0	12	2	1	3	9	0	31
	Subtotal	8	1	0	0	3	100	50	15	20	19	5	221
Circuit #28	Barton	0	1	0	0	0	10	6	1	2	1	0	21
	Cedar	4	1	0	0	0	15	3	1	0	3	0	27
	Dade	1	4	0	0	0	6	4	0	0	0	0	15
	Vernon	4	5	0	1	2	48	20	3	13	7	3	106
	Subtotal	9	11	0	1	2	79	33	5	15	11	3	169
Circuit #29	Jasper	11	7	0	0	0	100	6	8	0	0	0	132
Circuit #30	Benton	0	0	0	1	0	1	1	0	2	2	1	8
	Dallas	0	0	0	0	0	3	1	0	1	0	4	9
	Hickory	0	0	0	0	0	1	0	2	0	0	0	3
	Polk	2	0	0	0	0	13	0	0	0	0	1	16
	Webster	1	0	0	0	0	13	2	1	7	2	8	34
	Subtotal	3	0	0	1	0	31	4	3	10	4	14	70
Circuit #31	Greene	12	5	0	0	1	134	103	51	6	8	12	332
Circuit #32	Bollinger	0	0	0	0	0	2	1	1	3	0	0	7
	Cape Girardeau	1	1	0	0	2	137	31	115	9	28	6	330
	Perry	1	0	0	0	0	37	9	16	2	3	0	68
	Subtotal	2	1	0	0	2	176	41	132	14	31	6	405

**Appendix C: Status Offense Referral Outcomes
by Circuit and County**

		True / Out of Home Ser- vices	True / In Home Ser- vices	True / No Ser- vices	Not True	Dis- miss	Adjust W/Out Super vision	Adjust W/ Super vision	Adjust No Action	Trans- fer Other Court	Trans- fer Other Agen- cy	Re- jected	Total
Circuit #33	Mississippi	5	19	0	0	0	7	0	94	0	1	1	127
	Scott	2	10	0	1	1	20	3	22	6	8	14	87
	Subtotal	7	29	0	1	1	27	3	116	6	9	15	214
Circuit #34	New Madrid	0	2	0	0	0	14	3	1	2	7	0	29
	Pemiscot	0	0	0	0	0	32	0	0	2	11	0	45
	Subtotal	0	2	0	0	0	46	3	1	4	18	0	74
Circuit #35	Dunklin	1	5	1	0	0	0	0	45	4	7	2	65
	Stoddard	2	3	0	0	0	0	2	2	1	10	0	20
	Subtotal	3	8	1	0	0	0	2	47	5	17	2	85
Circuit #36	Butler	0	2	0	0	0	31	2	63	7	2	0	107
	Ripley	0	1	0	0	0	2	31	3	0	0	0	37
	Subtotal	0	3	0	0	0	33	33	66	7	2	0	144
Circuit #37	Carter	0	1	0	0	0	5	1	1	4	3	0	15
	Howell	8	0	0	0	0	44	32	30	7	19	0	140
	Oregon	1	1	0	0	0	13	8	8	1	8	0	40
	Shannon	1	0	0	0	0	6	0	4	0	1	0	12
	Subtotal	10	2	0	0	0	68	41	43	12	31	0	207
Circuit #38	Christian	17	4	0	0	13	34	11	16	4	1	1	101
	Taney	9	2	0	0	2	40	30	18	10	4	5	120
	Subtotal	26	6	0	0	15	74	41	34	14	5	6	221
Circuit #39	Barry	4	0	0	0	1	36	34	8	6	2	0	91
	Lawrence	0	0	0	0	0	23	16	5	1	3	0	48
	Stone	0	0	0	0	0	7	10	2	1	0	0	20
	Subtotal	4	0	0	0	1	66	60	15	8	5	0	159
Circuit #40	McDonald	3	1	0	0	0	10	16	0	0	2	2	34
	Newton	10	3	0	0	0	53	13	0	5	5	5	94
	Subtotal	13	4	0	0	0	63	29	0	5	7	7	128
Circuit #41	Macon	16	17	1	0	1	25	85	0	5	24	6	180
	Shelby	0	0	0	0	0	12	18	0	3	0	0	33
	Subtotal	16	17	1	0	1	37	103	0	8	24	6	213
Circuit #42	Crawford	1	1	0	0	0	3	61	30	0	0	0	96
	Dent	0	0	0	0	0	10	12	3	0	0	0	25
	Iron	0	1	0	0	0	8	6	0	0	1	0	16
	Reynolds	0	0	0	0	0	2	6	6	0	0	1	15
	Wayne	5	1	0	0	0	8	6	1	0	0	0	21
	Subtotal	6	3	0	0	0	31	91	40	0	1	1	173
Circuit #43	Caldwell	0	2	0	0	0	10	1	2	0	1	0	16
	Clinton	3	6	0	0	2	7	10	0	2	3	0	33
	Daviess	1	0	0	0	0	3	6	0	0	1	0	11
	De Kalb	1	0	0	0	0	4	3	0	1	1	0	10
	Livingston	2	4	0	0	1	32	10	3	2	3	0	57
	Subtotal	7	12	0	0	3	56	30	5	5	9	0	127
Circuit #44	Douglas	7	0	0	0	0	0	1	5	0	0	0	13
	Ozark	1	0	0	0	0	0	1	2	0	0	0	4
	Wright	1	0	0	0	1	0	5	15	1	4	0	27
	Subtotal	9	0	0	0	1	0	7	22	1	4	0	44
Circuit #45	Lincoln	1	2	0	0	1	18	9	15	5	4	6	61
	Pike	1	1	0	0	0	15	8	7	1	1	0	34
	Subtotal	2	3	0	0	1	33	17	22	6	5	6	95
Total		790	960	83	331	214	5121	2566	2295	724	802	1220	15106

**Appendix D: Abuse/Neglect/Custody Referral Outcomes
by Circuit and County**

		True / Out of Home Ser- vices	True / In Home Ser- vices	True / No Ser- vices	Not True	Dis- miss	Adjust W/Out Super vision	Adjust W/ Super vision	Adjust No Action	Trans- fer Other Court	Trans- fer Other Agen- cy	Re- jected	Total
Circuit #1	Clark	6	0	0	0	0	0	2	0	0	47	0	55
	Schuyler	7	0	2	0	5	2	4	0	2	25	12	59
	Scotland	12	0	0	0	1	0	1	3	1	26	0	44
	Subtotal	25	0	2	0	6	2	7	3	3	98	12	158
Circuit #2	Adair	27	10	0	23	0	1	0	0	2	117	4	184
	Knox	8	6	0	15	0	3	4	0	1	45	0	82
	Lewis	7	4	0	21	0	1	0	7	0	26	11	77
	Subtotal	42	20	0	59	0	5	4	7	3	188	15	343
Circuit #3	Grundy	10	2	0	0	0	2	0	0	5	8	1	28
	Harrison	4	0	0	0	1	0	0	1	1	5	0	12
	Mercer	7	0	0	0	1	0	0	0	1	0	0	9
	Putnam	2	2	0	0	1	0	0	0	1	2	0	8
	Subtotal	23	4	0	0	3	2	0	1	8	15	1	57
Circuit #4	Atchison	1	0	0	0	0	0	0	0	0	0	0	1
	Gentry	3	0	0	0	0	0	0	1	0	0	0	4
	Holt	0	0	0	0	2	1	0	0	0	1	0	4
	Nodaway	11	0	0	0	0	14	3	14	0	0	3	45
	Worth	3	0	0	0	0	2	0	0	0	0	0	5
	Subtotal	18	0	0	0	2	17	3	15	0	1	3	59
Circuit #5	Andrew	1	2	0	0	0	4	1	2	3	14	5	32
	Buchanan	46	27	1	0	6	21	6	0	0	52	3	162
	Subtotal	47	29	1	0	6	25	7	2	3	66	8	194
Circuit #6	Platte	11	3	0	0	0	1	0	2	0	11	5	33
Circuit #7	Clay	83	49	1	5	13	1	0	164	8	44	0	368
Circuit #8	Carroll	0	1	0	0	0	0	0	4	0	4	0	9
	Ray	11	1	0	0	0	5	32	1	1	1	2	54
	Subtotal	11	2	0	0	0	5	32	5	1	5	2	63
Circuit #9	Chariton	0	0	0	0	2	0	0	0	0	1	0	3
	Linn	6	1	0	0	0	1	0	4	0	2	0	14
	Sullivan	5	1	0	1	0	0	1	0	0	1	0	9
	Subtotal	11	2	0	1	2	1	1	4	0	4	0	26
Circuit #10	Marion	12	0	0	0	0	0	0	3	4	10	3	32
	Monroe	5	3	0	0	0	0	0	0	0	3	5	16
	Ralls	6	0	0	0	1	0	1	1	2	13	1	25
	Subtotal	23	3	0	0	1	0	1	4	6	26	9	73
Circuit #11	St Charles	66	27	1	0	9	0	0	0	5	0	1	109
Circuit #12	Audrain	7	1	0	0	0	1	0	2	2	44	4	61
	Montgomery	10	6	0	0	0	0	0	0	0	0	0	16
	Warren	13	0	0	0	5	62	15	9	1	6	1	112
	Subtotal	30	7	0	0	5	63	15	11	3	50	5	189
Circuit #13	Boone	117	40	0	1	35	96	8	0	4	213	375	889
	Callaway	31	6	2	0	2	15	0	0	9	46	35	146
	Subtotal	148	46	2	1	37	111	8	0	13	259	410	1035
Circuit #14	Howard	10	0	0	0	1	1	0	0	0	0	0	12
	Randolph	27	11	0	2	6	0	0	24	2	2	0	74
	Subtotal	37	11	0	2	7	1	0	24	2	2	0	86
Circuit #15	Lafayette	10	0	0	1	0	7	1	2	0	2	5	28
	Saline	9	1	0	0	0	0	0	2	0	9	4	25
	Subtotal	19	1	0	1	0	7	1	4	0	11	9	53
Circuit #16	Jackson	217	323	139	410	16	64	1	32	0	1729	102	3033
Circuit #17	Cass	44	2	0	3	13	81	46	23	2	1	47	262
	Johnson	8	7	0	0	1	15	26	10	4	3	3	77
	Subtotal	52	9	0	3	14	96	72	33	6	4	50	339

**Appendix D: Abuse/Neglect/Custody Referral Outcomes
by Circuit and County**

		True / Out of Home Ser- vices	True / In Home Ser- vices	True / No Ser- vices	Not True	Dis- miss	Adjust W/Out Super- vision	Adjust W/ Super- vision	Adjust No Action	Trans- fer Other Count y	Trans- fer Other Agen- cy	Re- jected	Total
Circuit #18	Cooper	5	2	0	0	0	0	0	0	0	5	0	12
	Pettis	0	0	0	0	0	3	0	28	0	8	0	39
	Subtotal	5	2	0	0	0	3	0	28	0	13	0	51
Circuit #19	Cole	0	1	0	0	0	0	0	4	2	25	1	33
Circuit #20	Franklin	19	3	1	0	0	11	2	0	1	9	0	46
	Gasconade	0	0	0	0	0	0	0	0	0	1	0	1
	Osage	0	0	0	0	0	0	0	0	0	0	0	0
	Subtotal	19	3	1	0	0	11	2	0	1	10	0	47
Circuit #21	St Louis County	354	545	51	0	177	20	226	3	51	0	495	1922
Circuit #22	St Louis City	723	61	0	124	244	530	112	404	44	0	133	2375
Circuit #23	Jefferson	115	54	0	0	38	0	0	3	12	1	0	223
Circuit #24	Madison	6	1	0	0	2	0	0	40	1	1	0	51
	St Francois	15	12	1	0	6	1	0	144	1	0	0	180
	Ste Genevieve	4	1	0	0	0	0	6	3	0	0	0	14
	Washington	22	6	0	0	4	13	7	149	2	6	0	209
	Subtotal	47	20	1	0	12	14	13	336	4	7	0	454
Circuit #25	Maries	0	0	0	0	0	0	2	1	0	0	0	3
	Phelps	35	15	0	0	9	14	11	6	1	9	1	101
	Pulaski	26	15	0	0	0	0	6	6	1	8	13	75
	Texas	35	2	1	3	0	6	2	13	0	53	0	115
	Subtotal	96	32	1	3	9	20	21	26	2	70	14	294
Circuit #26	Camden	16	0	0	0	1	1	7	0	3	11	1	40
	Laclede	5	3	0	0	0	0	0	0	0	3	0	11
	Miller	2	0	0	0	0	1	0	1	3	8	1	16
	Moniteau	1	0	0	0	0	0	0	1	0	3	0	5
	Morgan	0	2	0	0	0	0	0	0	0	7	0	9
	Subtotal	24	5	0	0	1	2	7	2	6	32	2	81
Circuit #27	Bates	3	8	0	0	3	0	9	3	0	16	0	42
	Henry	2	2	0	0	3	4	5	1	3	24	0	44
	St Clair	3	4	0	0	0	10	1	0	2	14	0	34
	Subtotal	8	14	0	0	6	14	15	4	5	54	0	120
Circuit #28	Barton	3	0	0	0	0	0	3	0	0	0	1	7
	Cedar	9	0	0	0	0	1	0	0	1	4	0	15
	Dade	2	1	0	0	0	0	0	3	1	0	0	7
	Vernon	15	2	0	0	6	1	2	0	0	1	0	27
	Subtotal	29	3	0	0	6	2	5	3	2	5	1	56
Circuit #29	Jasper	31	17	0	5	0	5	1	2	2	2	4	69
Circuit #30	Benton	0	0	0	0	0	5	0	1	0	0	0	6
	Dallas	0	0	0	0	2	7	0	0	0	1	7	17
	Hickory	0	0	0	4	0	7	0	0	0	1	0	12
	Polk	4	0	0	1	8	15	1	0	0	1	0	30
	Webster	3	0	0	1	0	1	2	0	4	9	3	23
	Subtotal	7	0	0	6	10	35	3	1	4	12	10	88
Circuit #31	Greene	161	19	0	1	7	43	68	13	1	39	4	356
Circuit #32	Bollinger	5	0	0	0	1	0	1	0	0	0	1	8
	Cape Girardeau	31	5	0	0	11	4	7	4	3	3	0	68
	Perry	5	0	0	0	3	0	4	6	0	1	0	19
	Subtotal	41	5	0	0	15	4	12	10	3	4	1	95

**Appendix D: Abuse/Neglect/Custody Referral Outcomes
by Circuit and County**

		True / Out of Home Ser- vices	True / In Home Ser- vices	True / No Ser- vices	Not True	Dis- miss	Adjust W/Out Super vision	Adjust W/ Super vision	Adjust No Action	Trans- fer Other Court	Trans- fer Other Agen- cy	Re- jected	Total
Circuit #33	Mississippi	30	22	2	0	0	4	1	52	0	0	1	112
	Scott	3	1	8	0	2	0	0	1	0	0	1	16
	Subtotal	33	23	10	0	2	4	1	53	0	0	2	128
Circuit #34	New Madrid	15	4	0	0	0	0	4	2	3	4	0	32
	Pemiscot	33	0	0	2	0	0	0	0	0	0	0	35
	Subtotal	48	4	0	2	0	0	4	2	3	4	0	67
Circuit #35	Dunklin	2	2	0	1	2	0	1	0	0	5	0	13
	Stoddard	22	1	0	4	4	0	0	0	5	21	1	58
	Subtotal	24	3	0	5	6	0	1	0	5	26	1	71
Circuit #36	Butler	23	5	0	0	0	6	43	25	2	2	0	106
	Ripley	6	0	0	0	1	0	3	0	0	7	0	17
	Subtotal	29	5	0	0	1	6	46	25	2	9	0	123
Circuit #37	Carter	1	0	0	0	0	2	3	1	0	1	0	8
	Howell	40	2	0	0	0	7	5	29	7	23	0	113
	Oregon	15	0	0	0	0	1	1	7	0	7	0	31
	Shannon	22	0	0	1	0	0	1	1	0	5	0	30
	Subtotal	78	2	0	1	0	10	10	38	7	36	0	182
Circuit #38	Christian	18	0	0	1	6	4	3	4	0	0	0	36
	Taney	15	2	0	0	10	4	25	16	3	10	12	97
	Subtotal	33	2	0	1	16	8	28	20	3	10	12	133
Circuit #39	Barry	9	0	0	0	2	11	0	11	0	0	0	33
	Lawrence	15	0	0	0	0	13	0	12	1	3	0	44
	Stone	0	0	0	0	0	9	1	3	0	0	0	13
	Subtotal	24	0	0	0	2	33	1	26	1	3	0	90
Circuit #40	McDonald	74	22	26	0	3	3	0	0	3	0	1	132
	Newton	63	12	10	0	0	4	1	1	1	3	0	95
	Subtotal	137	34	36	0	3	7	1	1	4	3	1	227
Circuit #41	Macon	22	11	2	0	0	0	3	0	1	32	57	128
	Shelby	2	0	0	0	0	0	0	0	0	23	26	51
	Subtotal	24	11	2	0	0	0	3	0	1	55	83	179
Circuit #42	Crawford	34	21	1	0	0	0	5	6	1	0	2	70
	Dent	5	1	0	1	0	0	6	0	0	0	0	13
	Iron	12	0	0	0	0	1	0	0	1	2	0	16
	Reynolds	4	0	0	0	5	1	6	4	0	10	6	36
	Wayne	1	0	0	1	0	1	1	0	0	6	0	10
	Subtotal	56	22	1	2	5	3	18	10	2	18	8	145
Circuit #43	Caldwell	2	0	0	0	0	1	16	0	0	0	1	20
	Clinton	15	6	0	0	0	0	4	0	0	0	0	25
	Daviess	5	0	0	0	0	8	21	3	0	0	0	37
	De Kalb	2	0	0	0	0	0	1	0	0	0	0	3
	Livingston	8	0	0	0	0	0	7	0	0	6	0	21
	Subtotal	32	6	0	0	0	9	49	3	0	6	1	106
Circuit #44	Douglas	8	0	0	0	0	0	0	4	0	1	0	13
	Ozark	6	0	3	0	0	0	0	5	0	1	0	15
	Wright	12	0	0	0	2	0	0	12	0	2	0	28
	Subtotal	26	0	3	0	2	0	0	21	0	4	0	56
Circuit #45	Lincoln	14	0	0	0	3	0	0	0	1	0	0	18
	Pike	3	3	0	0	1	0	0	0	0	0	0	7
	Subtotal	17	3	0	0	4	0	0	0	1	0	0	25
Total		3084	1432	252	632	686	1184	799	1349	229	2961	1405	14014

Appendix E: Out-of-Home Placements by Circuit

	Court Residential Care		Department of Mental Health		Division of Family Services		Division of Children and Youth Services		Relative		Private Residential Care		Public Agency		Other		Total
	Cases	%	Cases	%	Cases	%	Cases	%	Cases	%	Cases	%	Cases	%	Cases	%	Cases
Circuit #1	0	0	0	0	34	100.0	0	0	0	0	0	0	0	0	0	0	34
Circuit #2	1	1.85	0	0	46	85.19	0	0	7	12.96	0	0	0	0	0	0	54
Circuit #3	0	0	0	0	25	80.65	1	3.23	4	12.90	1	3.23	0	0	0	0	31
Circuit #4	0	0	0	0	23	92.00	2	8.00	0	0	0	0	0	0	0	0	25
Circuit #5	91	56.17	3	1.85	40	24.69	21	12.96	3	1.85	3	1.85	1	.62	0	0	162
Circuit #6	0	0	0	0	7	41.18	4	23.53	6	35.29	0	0	0	0	0	0	17
Circuit #7	4	2.48	4	2.49	61	37.89	56	34.78	11	6.83	15	9.32	6	3.73	4	2.48	161
Circuit #8	2	4.44	0	0	16	35.56	27	60.00	0	0	0	0	0	0	0	0	45
Circuit #9	0	0	0	0	11	64.71	2	11.76	3	17.65	1	5.88	0	0	0	0	17
Circuit #10	0	0	0	0	29	59.18	19	38.78	1	2.04	0	0	0	0	0	0	49
Circuit #11	0	0	0	0	63	39.13	62	38.51	3	1.86	31	19.25	2	1.24	0	0	161
Circuit #12	0	0	1	1.64	38	62.30	14	22.95	4	6.56	1	1.64	2	3.28	1	1.64	61
Circuit #13	20	8.10	8	3.24	148	59.92	42	17.00	14	5.67	14	5.67	1	.40	0	0	247
Circuit #14	0	0	0	0	50	83.33	7	11.67	3	5.00	0	0	0	0	0	0	60
Circuit #15	0	0	1	2.63	25	65.79	4	10.53	6	15.79	0	0	0	0	2	5.26	38
Circuit #16	418	50.36	3	.36	244	29.40	97	11.69	3	.36	40	4.82	0	0	25	3.01	830
Circuit #17	5	6.94	0	0	32	44.44	5	6.94	29	40.28	1	1.39	0	0	0	0	72
Circuit #18	0	0	0	0	11	36.67	17	56.67	0	0	2	6.67	0	0	0	0	30
Circuit #19	0	0	0	0	1	6.67	0	0	0	0	5	33.33	4	26.67	5	33.33	15
Circuit #20	1	2.63	1	2.63	22	57.89	14	36.84	0	0	0	0	0	0	0	0	38
Circuit #21	130	15.64	0	0	211	25.39	165	19.86	185	22.26	86	10.35	0	0	54	6.50	831
Circuit #22	56	5.49	0	0	561	55	194	19.02	117	11.47	92	9.02	0	0	0	0	1020
Circuit #23	0	0	0	0	120	65.93	39	21.43	6	3.30	17	9.34	0	0	0	0	182
Circuit #24	1	1.27	0	0	42	53.16	29	36.71	6	7.59	0	0	0	0	1	1.27	79
Circuit #25	0	0	0	0	86	66.15	15	11.54	22	16.92	1	.77	4	3.08	2	1.54	130
Circuit #26	0	0	1	1.52	29	43.94	35	53.03	1	1.52	0	0	0	0	0	0	66
Circuit #27	0	0	0	0	12	60.00	4	20.00	2	10.00	0	0	0	0	2	10.00	20
Circuit #28	0	0	1	2.22	39	86.67	3	6.67	0	0	2	4.44	0	0	0	0	45
Circuit #29	1	1.54	1	1.54	34	52.31	21	32.31	5	7.69	3	4.62	0	0	0	0	65
Circuit #30	0	0	0	0	10	66.67	5	33.33	0	0	0	0	0	0	0	0	15
Circuit #31	1	.42	0	0	152	63.87	73	30.67	2	.84	0	0	0	0	10	4.20	238
Circuit #32	0	0	2	3.17	35	55.56	16	25.40	6	9.52	3	4.76	0	0	1	1.59	63
Circuit #33	0	0	0	0	29	40.28	32	44.44	11	15.28	0	0	0	0	0	0	72
Circuit #34	0	0	1	1.30	39	50.65	28	36.36	9	11.69	0	0	0	0	0	0	77
Circuit #35	2	5.88	0	0	6	17.65	4	11.76	21	61.76	1	2.94	0	0	0	0	34
Circuit #36	0	0	1	3.13	21	65.63	3	9.38	6	18.75	1	3.13	0	0	0	0	32
Circuit #37	0	0	0	0	81	89.01	1	1.10	9	9.89	0	0	0	0	0	0	91
Circuit #38	0	0	0	0	50	73.53	11	16.18	6	8.82	1	1.47	0	0	0	0	68
Circuit #39	0	0	0	0	25	71.43	10	28.57	0	0	0	0	0	0	0	0	35
Circuit #40	1	.55	3	1.65	106	58.24	28	15.38	41	22.53	1	.55	0	0	2	1.10	182
Circuit #41	2	4.26	0	0	32	68.09	11	23.40	2	4.26	0	0	0	0	0	0	47
Circuit #42	1	1.32	0	0	47	61.84	13	17.11	12	15.79	1	1.32	0	0	2	2.63	76
Circuit #43	0	0	3	6.52	31	67.39	2	4.35	9	19.57	0	0	1	2.17	0	0	46
Circuit #44	0	0	0	0	36	67.92	14	26.42	3	5.66	0	0	0	0	0	0	53
Circuit #45	0	0	0	0	18	56.25	13	40.63	1	3.13	0	0	0	0	0	0	32
Total	737	12.83	34	.59	2778	48.35	1163	20.24	579	10.08	323	5.62	21	.37	111	1.93	5746

**Appendix F:
In-Home Services Providers by Circuit**

Circuit	Court Probation Supervision		Department of Mental Health		Division of Family Services		Division of Children and Youth Services		Private Agency		Other Public Agency		Other		Total Number
	Number	%	Number	%	Number	%	Number	%	Number	%	Number	%	Number	%	
Circuit #1	103	63.58	0	0	34	20.99	0	0	19	11.73	1	.62	5	3.09	162
Circuit #2	106	87.60	0	0	15	12.40	0	0	0	0	0	0	0	0	121
Circuit #3	99	76.74	23	17.83	6	4.65	0	0	1	.78	0	0	0	0	129
Circuit #4	221	97.36	0	0	6	2.64	0	0	0	0	0	0	0	0	227
Circuit #5	447	91.22	0	0	32	6.53	1	.20	4	.82	5	1.02	1	.20	490
Circuit #6	137	83.03	0	0	4	2.42	0	0	7	4.24	7	4.24	10	6.06	165
Circuit #7	314	90.49	0	0	39	8.65	0	0	1	.29	2	.58	0	0	347
Circuit #8	110	66.27	0	0	48	28.92	1	.60	7	4.22	0	0	0	0	166
Circuit #9	63	92.65	0	0	3	4.41	0	0	1	1.47	0	0	1	1.47	68
Circuit #10	265	97.43	2	.74	3	1.10	0	0	1	.37	1	.37	0	0	272
Circuit #11	571	92.32	0	0	25	4.46	7	1.25	3	.54	1	.18	7	1.25	560
Circuit #12	214	81.68	1	.38	29	11.07	1	.38	14	5.34	3	1.15	0	0	262
Circuit #13	993	94.75	0	0	54	5.15	0	0	0	0	1	.10	0	0	1048
Circuit #14	148	72.55	1	.49	23	11.27	1	.49	1	.49	0	0	30	14.71	204
Circuit #15	127	99.22	0	0	1	.78	0	0	0	0	0	0	0	0	128
Circuit #16	1842	81.47	0	0	381	16.85	0	0	35	1.55	3	.13	0	0	2261
Circuit #17	321	86.76	8	2.16	32	8.65	0	0	3	.81	2	.54	4	1.08	370
Circuit #18	169	84.50	3	1.50	12	6.00	2	1.00	13	6.50	1	.50	0	0	200
Circuit #19	238	100.00	0	0	0	0	0	0	0	0	0	0	0	0	238
Circuit #20	631	98.75	0	0	7	1.10	1	.16	0	0	0	0	0	0	639
Circuit #21	3906	70.65	0	0	588	10.63	0	0	0	0	0	0	1035	18.72	5529
Circuit #22	1171	97.83	0	0	0	0	0	0	0	0	0	0	26	2.17	1197
Circuit #23	334	84.77	0	0	60	15.23	0	0	0	0	0	0	0	0	394
Circuit #24	247	83.45	0	0	28	9.46	10	3.38	2	.68	9	3.04	0	0	296
Circuit #25	427	79.52	0	0	63	11.73	1	.19	3	.56	11	2.05	32	5.96	537
Circuit #26	280	92.11	1	.33	18	5.92	0	0	4	1.32	0	0	1	.33	304
Circuit #27	198	78.88	1	.40	35	13.94	2	.80	9	3.59	1	.40	5	1.99	251
Circuit #28	161	84.29	2	1.05	25	13.09	0	0	1	.52	1	.52	1	.52	191
Circuit #29	84	85.71	1	1.02	12	12.24	0	0	0	0	0	0	1	1.02	98
Circuit #30	70	92.11	0	0	1	1.32	0	0	0	0	5	6.58	0	0	76
Circuit #31	860	89.49	0	0	41	4.27	3	.31	26	2.71	23	2.39	8	.83	961
Circuit #32	333	86.95	5	1.31	22	5.74	6	1.57	9	2.35	7	1.83	1	.26	383
Circuit #33	155	76.35	1	.49	35	17.24	2	.99	0	0	0	0	10	4.93	203
Circuit #34	157	85.33	9	4.89	15	8.15	0	0	1	.54	2	1.09	0	0	184
Circuit #35	88	95.65	0	0	2	2.17	0	0	1	1.09	1	1.09	0	0	92
Circuit #36	221	79.78	0	0	55	19.86	0	0	0	0	1	.36	0	0	277
Circuit #37	215	86.35	0	0	27	10.84	1	.40	2	.80	3	1.20	1	.40	249
Circuit #38	231	76.74	2	.66	45	14.95	0	0	15	4.98	5	1.66	3	1.00	301
Circuit #39	202	95.73	3	1.42	1	.47	0	0	4	1.90	0	0	1	.47	211
Circuit #40	138	67.65	1	.49	38	18.63	1	.49	15	7.35	1	.49	10	4.90	204
Circuit #41	261	98.12	0	0	2	.75	0	0	0	0	3	1.13	0	0	266
Circuit #42	356	74.79	2	.42	89	18.70	0	0	7	1.47	20	4.20	2	.42	476
Circuit #43	212	71.62	0	0	59	19.93	0	0	13	4.39	1	.34	11	3.72	296
Circuit #44	78	98.73	0	0	0	0	0	0	0	0	1	1.27	0	0	79
Circuit #45	130	94.20	0	0	4	2.90	0	0	2	1.45	1	.72	1	.72	138
Total	17580	82.73	66	.31	2010	9.46	40	.19	224	1.05	123	.58	1207	5.68	21250

Appendix G:



**MISSOURI DEPARTMENT OF SOCIAL SERVICES
DIVISION OF YOUTH SERVICES
MISSOURI STATEWIDE JUVENILE INFORMATION SYSTEM**

86013

<p>1a. Reporting county <input type="text"/></p> <p>2. Reporting circuit <input type="text"/></p> <p>3. Juvenile's I.D. No. <input type="text"/></p> <p>4. Juvenile's sex <input type="text"/> (1) Male (2) Female</p> <p>5. Juvenile's race <input type="text"/> (1) White (2) Black (3) Hispanic (4) American Indian (5) Oriental (8) Other</p> <p>6. Date of birth <input type="text"/> <input type="text"/> <input type="text"/> Month Day Year</p> <p>7. Date of referral <input type="text"/> <input type="text"/> <input type="text"/> Month Day Year</p> <p>8a. Major allegation for this referral <input type="text"/> (See instructions.)</p> <p>9. Total number of law violations associated with this referral <input type="text"/></p> <p>10. Total number of status offenses associated with this referral <input type="text"/></p> <p>11. Total number of prior law violations for this juvenile <input type="text"/></p> <p>12. Total number of prior status offenses for this juvenile <input type="text"/></p> <p>13. Total number of prior abuse/neglect reports for this juvenile <input type="text"/></p> <p>14. Source of referral <input type="text"/> (Choose one.)</p> <table style="width:100%; font-size: small;"> <tr> <td>02 School personnel</td> <td>06 Public social agency</td> <td>10 Parent</td> <td>14 Municipal Police</td> </tr> <tr> <td>03 Dept. of Mental Health</td> <td>07 Juvenile Court personnel</td> <td>11 Other relative</td> <td>15 Other law enforcement agency (specify) <input type="text"/></td> </tr> <tr> <td>04 Div. of Family Services</td> <td>08 Other Juvenile Court</td> <td>12 Highway Patrol</td> <td>16 Other (specify) <input type="text"/></td> </tr> <tr> <td>05 Private social agency</td> <td>09 Victim or self referral</td> <td>13 County Sheriff</td> <td></td> </tr> </table>	02 School personnel	06 Public social agency	10 Parent	14 Municipal Police	03 Dept. of Mental Health	07 Juvenile Court personnel	11 Other relative	15 Other law enforcement agency (specify) <input type="text"/>	04 Div. of Family Services	08 Other Juvenile Court	12 Highway Patrol	16 Other (specify) <input type="text"/>	05 Private social agency	09 Victim or self referral	13 County Sheriff		<p>1b. County of residence <input type="text"/></p> <p>1c. County allegation occurred <input type="text"/></p> <p>8b. At the time of the activity which led to this referral was this youth intoxicated or under the influence of drugs? <input type="text"/></p> <p>(1) No (2) Yes, alcohol (3) Yes, drugs (4) Yes, both (5) Unknown</p>	
02 School personnel	06 Public social agency	10 Parent	14 Municipal Police															
03 Dept. of Mental Health	07 Juvenile Court personnel	11 Other relative	15 Other law enforcement agency (specify) <input type="text"/>															
04 Div. of Family Services	08 Other Juvenile Court	12 Highway Patrol	16 Other (specify) <input type="text"/>															
05 Private social agency	09 Victim or self referral	13 County Sheriff																
<p>15a. Was there placement in a Secure Juvenile Detention Facility for this referral? <input type="text"/></p> <p>(1) Yes (2) No If No, proceed to 16a.</p> <p>b. Was detention 24 hours or less? <input type="text"/></p> <p>(1) Yes (2) No</p> <p>c. If detention was more than 24 hours, number of days in detention for this referral <input type="text"/></p> <p>d. Was the juvenile placed in secure detention for violating a prior valid court order? <input type="text"/></p> <p>(1) Yes (2) No Proceed to 16a.</p>	<p>16a. Was there Non-Secure Prehearing Placement for this referral? <input type="text"/></p> <p>(1) Yes (2) No If No, proceed to 17.</p> <p>b. Was placement 24 hours or less? <input type="text"/></p> <p>(1) Yes (2) No</p> <p>c. If placement was more than 24 hours, number of days in prehearing placement for this referral <input type="text"/></p> <p>d. Type of facility <input type="text"/></p> <table style="font-size: small;"> <tr> <td>(1) Foster home</td> <td>(2) Group foster home</td> </tr> <tr> <td>(3) Group home</td> <td>(4) Institution/facility</td> </tr> <tr> <td>(5) Relative</td> <td>(6) Other (specify) <input type="text"/></td> </tr> </table> <p>e. Operator of facility <input type="text"/></p> <table style="font-size: small;"> <tr> <td>(1) DFS</td> <td>(2) DMH</td> <td>(3) Juvenile Court</td> </tr> <tr> <td>(4) City/county government</td> <td>(5) Private agency</td> <td></td> </tr> <tr> <td>(6) Relative</td> <td>(7) Other (specify) <input type="text"/></td> <td></td> </tr> </table>	(1) Foster home	(2) Group foster home	(3) Group home	(4) Institution/facility	(5) Relative	(6) Other (specify) <input type="text"/>	(1) DFS	(2) DMH	(3) Juvenile Court	(4) City/county government	(5) Private agency		(6) Relative	(7) Other (specify) <input type="text"/>			
(1) Foster home	(2) Group foster home																	
(3) Group home	(4) Institution/facility																	
(5) Relative	(6) Other (specify) <input type="text"/>																	
(1) DFS	(2) DMH	(3) Juvenile Court																
(4) City/county government	(5) Private agency																	
(6) Relative	(7) Other (specify) <input type="text"/>																	
<p>17. Date of disposition for this referral <input type="text"/> <input type="text"/> <input type="text"/> Month Day Year</p> <p>18. Choose from one of the codes listed below to describe the Finding/Outcome for this referral <input type="text"/></p> <p>(If code "01" is used, answer 19a. If either code "02" or "08" is used, answer 19b with a "2" as one of three possible choices. If either code "10" or "11" is used, specify county or agency.)</p> <table border="1" style="width:100%; font-size: x-small;"> <tr> <td>01 Allegation found true (with petition) and juvenile receives out-of-home placement (Designate placement below in question 19a.)</td> <td>07 Informal adjustment without supervision</td> </tr> <tr> <td>02 Allegation found true (with petition) and juvenile receives in-home services (Designate "2" as one possible choice in question 19b.)</td> <td>08 Informal adjustment with supervision (Designate "2" as one possible choice in question 19b.)</td> </tr> <tr> <td>03 Allegation found true (with petition) and juvenile receives no services</td> <td>09 Informal adjustment, no action</td> </tr> <tr> <td>04 Allegation found not true (with petition)</td> <td>10 Transfer to other Juvenile Court with county number <input type="text"/> (See instructions)</td> </tr> <tr> <td>05 Sustain motion to dismiss (with petition)</td> <td>11 Transfer to other agency <input type="text"/> (Use agency codes 3, 4, 5, 7, 8, 9 listed under question 19.)</td> </tr> <tr> <td>06 Sustain motion to dismiss for certification (with petition)</td> <td>12 Referral rejected</td> </tr> </table>			01 Allegation found true (with petition) and juvenile receives out-of-home placement (Designate placement below in question 19a.)	07 Informal adjustment without supervision	02 Allegation found true (with petition) and juvenile receives in-home services (Designate "2" as one possible choice in question 19b.)	08 Informal adjustment with supervision (Designate "2" as one possible choice in question 19b.)	03 Allegation found true (with petition) and juvenile receives no services	09 Informal adjustment, no action	04 Allegation found not true (with petition)	10 Transfer to other Juvenile Court with county number <input type="text"/> (See instructions)	05 Sustain motion to dismiss (with petition)	11 Transfer to other agency <input type="text"/> (Use agency codes 3, 4, 5, 7, 8, 9 listed under question 19.)	06 Sustain motion to dismiss for certification (with petition)	12 Referral rejected				
01 Allegation found true (with petition) and juvenile receives out-of-home placement (Designate placement below in question 19a.)	07 Informal adjustment without supervision																	
02 Allegation found true (with petition) and juvenile receives in-home services (Designate "2" as one possible choice in question 19b.)	08 Informal adjustment with supervision (Designate "2" as one possible choice in question 19b.)																	
03 Allegation found true (with petition) and juvenile receives no services	09 Informal adjustment, no action																	
04 Allegation found not true (with petition)	10 Transfer to other Juvenile Court with county number <input type="text"/> (See instructions)																	
05 Sustain motion to dismiss (with petition)	11 Transfer to other agency <input type="text"/> (Use agency codes 3, 4, 5, 7, 8, 9 listed under question 19.)																	
06 Sustain motion to dismiss for certification (with petition)	12 Referral rejected																	
<p>19a. Type of out-of-home placement received <input type="text"/></p> <p>(Choose one listed below from codes 1, 3, 4, 5, 6, 7, 8, 9)</p> <table style="width:100%; font-size: x-small;"> <tr> <td>1 Court Residential Care Services</td> <td>4 Div. of Family Services</td> <td>7 Private agency (specify) <input type="text"/></td> </tr> <tr> <td>2 Probation/Supervision by court personnel</td> <td>5 Div. of Youth Services</td> <td>8 Public agency (specify) <input type="text"/></td> </tr> <tr> <td>3 Department of Mental Health</td> <td>6 Relative</td> <td>9 Other (specify) <input type="text"/></td> </tr> </table>	1 Court Residential Care Services	4 Div. of Family Services	7 Private agency (specify) <input type="text"/>	2 Probation/Supervision by court personnel	5 Div. of Youth Services	8 Public agency (specify) <input type="text"/>	3 Department of Mental Health	6 Relative	9 Other (specify) <input type="text"/>	<p>19b. Type of in-home services received <input type="text"/></p> <p>(Choose up to three listed below from codes 2, 3, 4, 5, 7, 8, 9)</p>								
1 Court Residential Care Services	4 Div. of Family Services	7 Private agency (specify) <input type="text"/>																
2 Probation/Supervision by court personnel	5 Div. of Youth Services	8 Public agency (specify) <input type="text"/>																
3 Department of Mental Health	6 Relative	9 Other (specify) <input type="text"/>																
<p>20. NAME OF PERSON COMPLETING THIS FORM <input type="text"/></p>																		