

1993-94 ANNUAL REPORT: THE GUIDEBOOK TO CORRECTIONS IN * F L O R I D A

153694

153694


U.S. Department of Justice
National Institute of Justice

This document has been reproduced exactly as received from the person or organization originating it. Points of view or opinions stated in this document are those of the authors and do not necessarily represent the official position or policies of the National Institute of Justice.


Permission to reproduce this copyrighted material has been granted by
Florida Department of Corrections

to the National Criminal Justice Reference Service (NCJRS).

Further reproduction outside of the NCJRS system requires permission of the copyright owner.



FLORIDA DEPARTMENT OF CORRECTIONS
HARRY K. SINGLETARY, JR., SECRETARY



FLORIDA
DEPARTMENT of
CORRECTIONS

Governor
LAWTON CHILES
Secretary
HARRY K. SINGLETARY, JR.

2601 Blair Stone Road • Tallahassee, Florida 32399-2500 • (904) 488-5021

September 14, 1994

The Honorable Lawton Chiles
Governor of Florida
The Honorable Members of the Florida Legislature

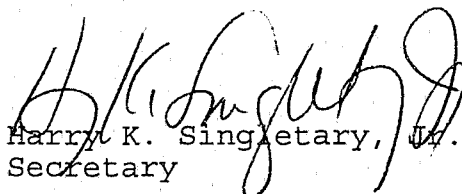
Dear Governor and Members of the Legislature:

In accordance with Chapter 20.315(16), Florida Statutes, the Department of Corrections respectfully submits its annual report for fiscal year 1993-94. The report summarizes the department's progress and accomplishments during the year.

This year's report was created to serve as a resource book for those interested in any aspect of the Florida correctional system. New features include facility profiles; complete descriptions and locations of offender programs such as substance abuse treatment, vocational, academic and prison industry programs; and additional statistics on inmate releases. I believe this year's report accomplishes its goal of providing answers to the most common questions concerning the Florida Department of Corrections.

We will be happy to respond to any questions regarding this report.

Sincerely,



Harry K. Singletary, Jr.
Secretary

153694


NCJRS

APR 5 1995

ACQUISITIONS



*GOVERNOR
LAWTON CHILES*



*LIEUTENANT GOVERNOR
BUDDY MACKAY*

TABLE OF CONTENTS



Secretary's Message, Vision	1-4
Recommendations	5
Organization Charts	6-9
Facility Profiles	10-13
Prison Beds	14-15
Budget	16-19
Cost Savings.....	20
Work Force	21-23
Legislative Update	24-25
Agency Strategic Plan	26
Offender Programs.....	27-34
Drug Treatment Programs.....	35-39
Awards	40
Support Services	41-47
Release Programs	48-50
Admission and Release Services.....	51
Escapes	52
Inmate Statistics	
Introduction	53
Inmate Admissions from July 1, 1993 - June 30, 1994	54-68
Inmate Status Population on June 30, 1994	69-81
Death Row	82-84
Inmate Releases from July 1, 1993 - June 30, 1994	85-89
Community Supervision Statistics	
Community Supervision Definitions	90-92
Community Supervision Admissions from July 1, 1993 - June 30, 1994	93-105
Community Supervision Status Population on June 30, 1994	106-116
Community Supervision Releases from July 1, 1993 - June 30, 1994	117-118
Map of all Facilities	119
Facilities Directory (TEAR OUT)	D1-D11
Fact Sheet (TEAR OUT)	Last Page

SECRETARY'S MESSAGE

The Florida Department of Corrections has grown dramatically over the past three years. The agency now covers 67 counties with 46 major institutions, 82 smaller facilities, and more than 155 probation offices. Staffing these expansive operations, involving the care and custody of over 56,000 inmates and oversight responsibilities for more than 133,000 probationers, is a work force of almost 24,000 strong.

Guided by our vision, values, and mission statements, we have accomplished a great deal during our progressive development. Many of these accomplishments can be more aptly defined as *feats* while some are better described as bold *exploits* and others outstanding *achievements*, which are marked by hard-won success in the face of difficulty or opposition. Through strength, heroics, and successful teamwork — together — we have managed to accomplish the following feats, exploits, and achievements with a level of quality and leadership that has become synonymous with the Florida Department of Corrections.

- **The survival of Hurricane Andrew.** In the wake of mass destruction and devastation, we helped one another to rebuild and rebound.
- **The settlement of the Costello lawsuit.** A 21-year lawsuit to control overcrowding and improve medical care for inmates was finally brought to closure.
- **The implementation of the new protective management system.** A victory in the *Stapleton* lawsuit is a direct result of this new management process.
- **The settlement of the USA case.** An intensive training course entitled "Women Facing the Future" and a progressive sexual harassment policy resulted.
- **The certification of the department's grievance procedure.** The U.S. Justice Department legally sanctioned the department's grievance procedure.
- **The receipt of a \$2.4 million grant.** The Bureau of Justice Assistance funded a drug punishment program under our Probation & Parole Services in Bradenton.
- **The awarding of 29 Davis Productivity Awards.** The department's management efficiency and numerous cost-saving efforts were recognized.
- **The accreditation of facilities.** Twenty-seven institutions, fifteen community correctional centers, and each of the P&P Services offices that attempted the ACA audit successfully passed.
- **The establishment of outside linkages.** The department was successful in joining forces with other law enforcement agencies and academic institutions of higher learning.
- **The updating and completion of the department's strategic plan.** After many painstaking efforts, the final draft of our five-year plan was completed.

- **The advancement of office automation.** With the advent of new technology, the department is realizing increased efficiency and effectiveness through its use of new office automation systems: the Electronic Bulletin Board, the Cashless Canteen System, the Computer Assisted Reception Process, the Integrated Assessment Placement System, and the Court-Ordered Payment System.
- **The establishment of a new inmate classification system.** The department has worked arduously to implement an improved inmate classification system.
- **The assimilation of the Americans with Disabilities Act.** The department rallied to meet the many challenges and external mandates of this act.
- **The completion of the P&P classification system.** The department made great strides toward effecting a classification for Probation and Parole offices based on risk assessment.
- **The prevention of transmittable diseases.** The department successfully satisfied the required federal mandates for providing training and inoculation to educate and prevent the spread of bloodborne pathogens.
- **The reformation of sentencing guidelines.** The department played a significant role in revamping the state's sentencing structure.
- **The launching of DC's expansion efforts.** In response to the elimination of early-release mechanisms, the department has embarked upon an ambitious construction schedule to meet the needs of additional bed space.
- **The implementation of the new RFP process.** To ensure more equitable competition for bid participants and the best prices for the state of Florida, the department has initiated a highly sophisticated procedure to govern its request for proposal bid process.
- **Farm Program.** In our interest to reduce inmate idleness and food costs, the department implemented a statewide farming program to make better use of its inmate workforce and natural resources.
- **The expansion of student programs and participation.** The department participated in the Smart Summer Youth Program and adopted several schools in partnership as a means of expanding its internship programs for all Florida students.
- **The curbing of prison contraband activity.** The department created a contraband-interdiction unit statewide to stamp out the trafficking of illegal goods in our institutions. In conjunction with this program, DC also launched its random drug-testing program.
- **The appreciation of diversity.** A number of events were hosted statewide in recognizing, appreciating, and celebrating the ethnic, cultural, and gender diversity of those who make up this fine agency.



SECRETARY'S MESSAGE

- **The community service outreach programs.** Inmate work squads continued to provide over \$11 million in services to cities and counties across the state. In addition, inmates participating in our prison industries program built playground equipment, computer stations, etc., and supplied other materials for Florida schools. During the Christmas holidays, inmates doubled as Santa's elves hammering out thousands of toys and gifts for deserving families throughout the state.
- **The successful promulgation of policy.** The department assisted in the passage of the Safe Streets Initiative, which ultimately led to the elimination of provisional credits and basic gain time.
- **The collection of fees.** Our Probation and Parole Services boasts a total collection of \$47 million in cost of supervision, restitution, court costs, and other fees.
- **The expansion of substance abuse treatment programs.** For the first time in the history of the department, we now have substance abuse treatment programs at all major institutions and community correctional facilities.
- **The establishment of P&P drug treatment programs.** As part of the department's prevention and treatment initiatives, Probation and Parole Services implemented a cost-effective community-based drug treatment program where none had existed before. Moreover, the department as a whole expanded its mental health and drug treatment programs within all its institutions.
- **The opening of child care facilities.** Three work site child care centers at three prisons now find themselves fully operational on behalf of the children of our employees.
- **The professional development of DC employees.** Thanks to the department's efforts, the state now has 117 new certified public managers.
- **The exploration of new communication awareness.** To improve and enhance our communication, education, and training efforts, both internally and externally, the department adopted the use of video to meet its needs with great eminence. *Life Inside*, our initial project, has been critically acclaimed nationally and more than 30 states have requested a copy of the short film. *Community Talks*, our most recent production, conveys the positive impact of corrections within Florida communities.
- **The investment in staff and training.** A grants coordination position was established to assist in obtaining more grant dollars to aid in the professional development of staff. And, to date, DC staff are reported to have completed over two million hours of training.
- **The containment of costs.** In sidestepping inflation, the medical cost-containment program increased only 2.6 percent as compared to the 3.2 percent increased rate of inflation.
- **The promoting of human resources.** After serious cutbacks, the department assisted CESA staff in securing employment with DC. In addressing other staff needs, DC implemented an employee assistance program, a post-trauma staff support program, and a handbook to assist survivors of employees who die or suffer debilitating injuries in the line of duty. Staff in the Orlando area helped in providing Latch Key children with meals through its Kids Cafe program. For the daughters of female inmates at Jefferson Correctional Institution, a Girl Scout troop was formed to address the special needs of these growing young ladies.
- **New Funding.** The 1994 Florida Legislature appropriated a \$77 million increase in operating funds for the department and \$269 million in fixed capital outlay funds for the construction and phase in of 17,033 new beds. The legislature also approved a Security Services Step Pay Plan for correctional officers, institutional security specialists, and correctional probation officers.
- **Last but not least, the DC Women's Issues Task Force was formed to address issues related to the current program needs of female offenders.** This group of offenders includes those females who are currently under community supervision or have recently been released from custody as well as those currently incarcerated.

While this extensive list does not include everything we have accomplished over the past few years, I do believe it demonstrates our commitment to working together to make a positive difference in the lives of all Floridians.


Despite our many successful feats, exploits, and achievements, we have miles to go before we sleep. Although we will, on occasion, pause and take time to reflect, we will be ever-vigilant in our pursuit to distinguish ourselves as progressive leaders keeping pace with our department's expansive growth.

Harry K. Singletary, Jr.

SECRETARY & DEPUTY

SECRETARY

Harry K. Singletary, Jr. is chief executive officer (CEO) of the Department of Corrections. He was appointed to this position by Governor Lawton Chiles in April 1991. Singletary worked for 11 years in juvenile corrections in Illinois before moving back to Florida to accept a position as Region V Director in 1979. As DC Secretary, he is responsible for the direction and operation of all aspects of the Florida correctional system. During his tenure, he has sought to decentralize the department's administrative functions using Total Quality Management techniques and has emphasized training and staff development, community partnerships and increased public safety.



DEPUTY SECRETARY

Bill Thurber assists the Secretary in supervising the activities of top management staff in the department, in addition to acting on his behalf in the Secretary's absence. He was appointed to the position of Deputy Secretary in May 1991. Thurber has been with the department for 17 years, serving most recently as Assistant Secretary for the Office of Management and Budget for seven years before being appointed Deputy Secretary. Thurber's vast knowledge of the budget process, finance and administrative services makes him an invaluable asset to the department.

VISION, VALUES & MISSION

VISION

The Florida Department of Corrections envisions a leadership role in public safety including comprehensive institutional and community-based sanctions, services, and programs. The department will assume a strong advocacy role for public safety to meet the challenges facing Florida. The department will forge working partnerships with local communities and public safety agencies to reduce the growth of the offender population and will strive for excellence with a highly trained, ethical, and dynamic work force.

VALUES

We, the members of the Florida Department of Corrections, believe:

- In the worth of the individual;
- Our word is our bond;
- In maintaining individual and collective integrity;
- That we recognize the right to be different and differ but shall not allow it to be divisive;
- Our most valuable asset is a well-trained, dedicated staff working as a team to meet any challenge;
- In an innovative approach to decision making based on sound correctional judgement;
- In treating all offenders firmly but fairly;
- That we have an obligation to be accountable and efficient in our use of resources.

MISSION

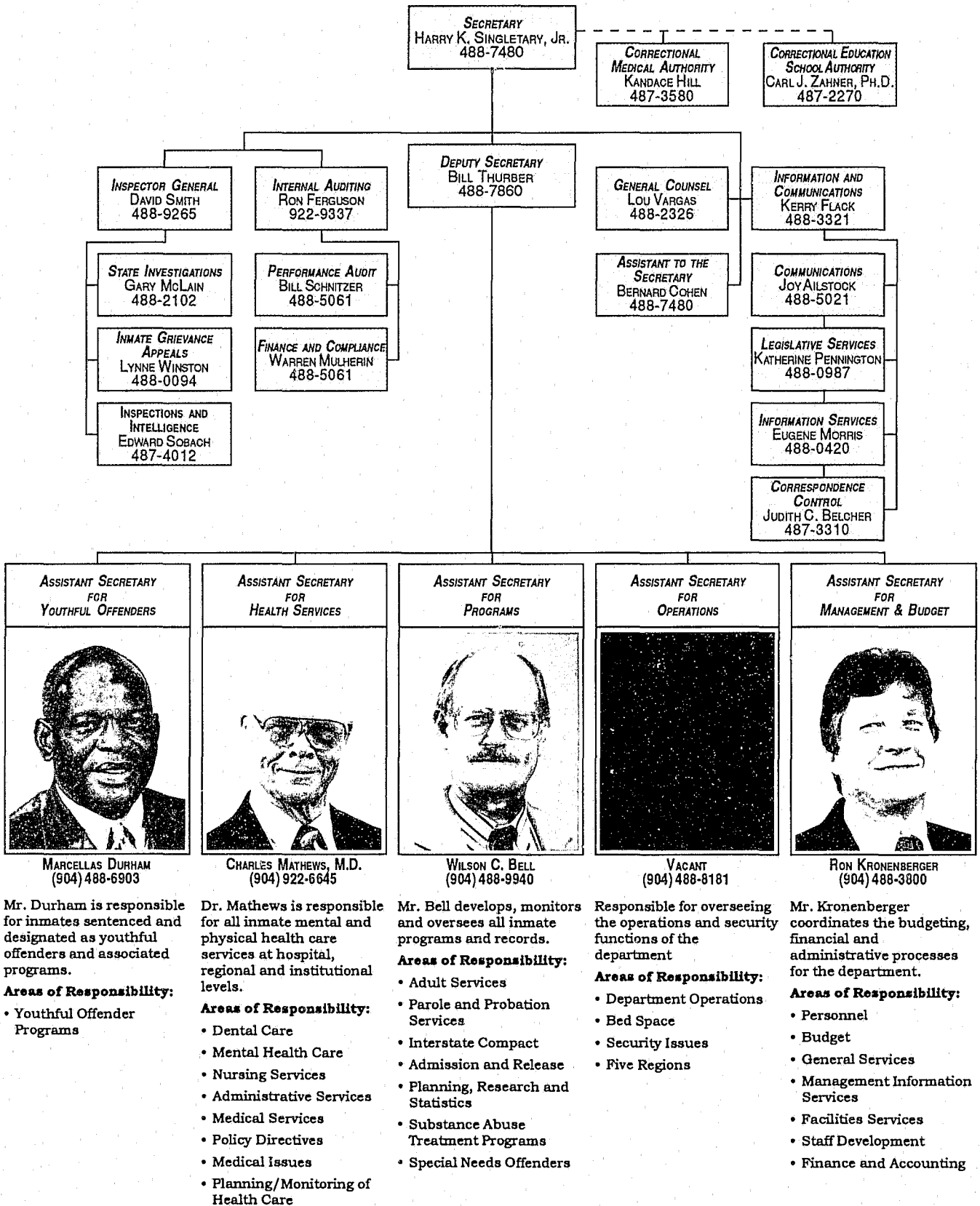
The mission of the Florida Department of Corrections is to protect the public, provide a safe and humane environment for staff and offenders, to work in partnership with the community to provide programs and services to offenders, and to supervise offenders at a level of security commensurate with the danger they present.

RECOMMENDATIONS

As required by F.S. 20.315(16), the Department of Corrections has developed recommendations for improving correctional services in the state. Based on accomplishments during the last fiscal year and objectives defined in the department's Strategic Plan, it is recommended that action be taken and/or resources provided to accomplish the following departmental objectives.

- Reduce the escape rate from major institutions and the rate of felony crimes committed by offenders while in prison.
- Eliminate early release by January 1995 and provide enough housing for offenders sentenced to prison to ensure they serve 75% of their sentences.
- Conduct formal risk and needs assessments for offenders placed in the Community Control Program or sentenced to prison.
- Conduct formal risk and needs assessments for all offenders placed on probation or other community supervision programs.
- Reduce the number of probationers and community controllees revoked and committed to prison for technical violations.
- Reduce drug admissions to prison to the July 1987 level of 22.8% of admissions.
- Establish security components in all facilities commensurate with standards, physical security and mission requirements.
- Fully meet the department's legislative mandate associated with the Safe Streets Initiative of 1994.
- Develop partnerships with private and public agencies.
- In partnership with the judiciary, local communities and public safety agencies, ensure less than 10% of total prison beds will be occupied by offenders whose risk to public safety is equal to or less than offenders placed on community supervision.
- Reduce citable violations in county and municipal detention facilities by 50% from 1992 levels through jail technical assistance and inspection efforts.
- Reduce the recommitment rate by 10%.
- Implement programs and services which will result in a 10% reduction in the rate of supervised revocations.
- Meet at least 85% of identified needs associated with department programs and services based on results of needs assessments.
- Increase the accuracy and objectivity of media reports pertaining to the department.
- Increase awareness of educators, students, business/civic leaders and the general public on the role and scope of the department.
- Achieve the level of funding required for new beds and for all agency strategic plan strategies.
- Compensate correctional officers and other career service employees equitably when compared to state law enforcement officers and staff of other state agencies.
- Reduce correctional officer turnover and correctional probation officer turnover to 10% annually.
- Employ a workforce which reflects the community in terms of all races, genders and cultures in the available labor market.
- Implement a work force plan based on emerging needs and demands of a majority of its employees.
- Train 500 staff in Corrections Quality Managerial Leadership (CQML) principles.
- Realign the department's organizational structure to move decisions to a lower level.
- Adopt the Sterling Award criteria to validate departmental productivity increases.
- Increase the use of the department's Computer Based Training/Interactive Video facilities by 50%.
- Install sufficient work stations to allow access for staff with legitimate need for access.
- Replace overloaded distributed processes with client/server land based technology.
- Acquire capacity upgrade for the mainframe computer.
- Increase technical support staff to .8% of department staff.
- Implement at least 15 of the 19 strategic technology projects identified in the Strategic Information Systems Plan.

ORGANIZATION CHART



**ASSISTANT SECRETARY
FOR
YOUTHFUL OFFENDERS**




MARCELLAS DURHAM
(904) 488-6903

Mr. Durham is responsible for inmates sentenced and designated as youthful offenders and associated programs.

Areas of Responsibility:

- Youthful Offender Programs

**ASSISTANT SECRETARY
FOR
HEALTH SERVICES**




CHARLES MATHEWS, M.D.
(904) 922-6645

Dr. Mathews is responsible for all inmate mental and physical health care services at hospital, regional and institutional levels.

Areas of Responsibility:

- Dental Care
- Mental Health Care
- Nursing Services
- Administrative Services
- Medical Services
- Policy Directives
- Medical Issues
- Planning/Monitoring of Health Care

**ASSISTANT SECRETARY
FOR
PROGRAMS**




WILSON C. BELL
(904) 488-9940

Mr. Bell develops, monitors and oversees all inmate programs and records.

Areas of Responsibility:

- Adult Services
- Parole and Probation Services
- Interstate Compact
- Admission and Release
- Planning, Research and Statistics
- Substance Abuse Treatment Programs
- Special Needs Offenders

**ASSISTANT SECRETARY
FOR
OPERATIONS**




VACANT
(904) 488-8181

Responsible for overseeing the operations and security functions of the department

Areas of Responsibility:

- Department Operations
- Bed Space
- Security Issues
- Five Regions

**ASSISTANT SECRETARY
FOR
MANAGEMENT & BUDGET**



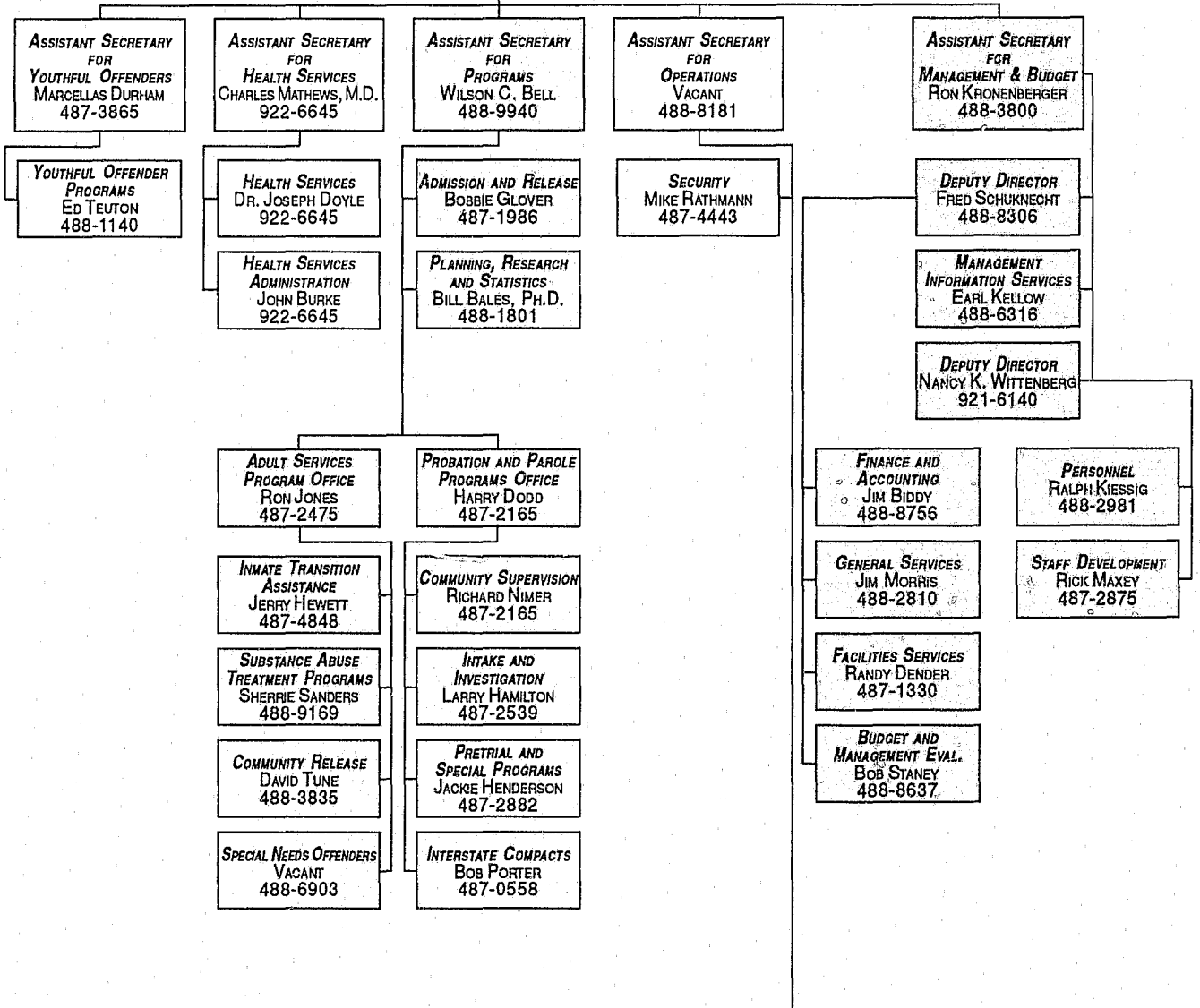
RON KRONENBERGER
(904) 488-3800




Mr. Kronenberger coordinates the budgeting, financial and administrative processes for the department.

Areas of Responsibility:

- Personnel
- Budget
- General Services
- Management Information Services
- Facilities Services
- Staff Development
- Finance and Accounting

ORGANIZATION CHART



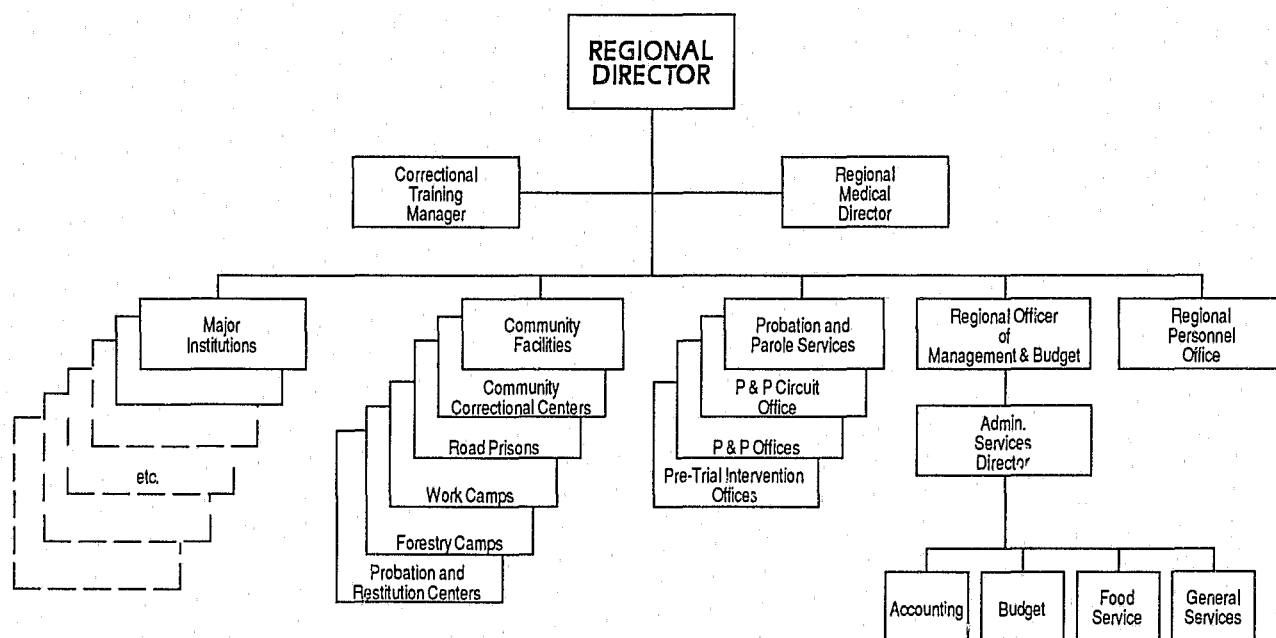
<p>REGION I REGIONAL OFFICE (904) 482-9533</p>	<p>REGION II REGIONAL OFFICE (904) 336-2035</p>	<p>REGION III REGIONAL OFFICE (407) 423-6125</p>	<p>REGION IV REGIONAL OFFICE (905) 497-3300</p>	<p>REGION V REGIONAL OFFICE (813) 871-7230</p>
				
<p>RICHARD G. KIRKLAND REGION I DIRECTOR</p>	<p>J.S. "JOE" PETROVSKY REGION II DIRECTOR</p>	<p>GEORGE DENMAN REGION III DIRECTOR</p>	<p>CARL D. BERRY REGION IV DIRECTOR</p>	<p>LEE ROY BLACK, PH.D. REGION V DIRECTOR</p>

ORGANIZATION CHART

REGIONAL ORGANIZATION

Correctional institutions, community facilities and probation and parole offices are administered through five geographic regions. Each region is headed by a regional director who supervises the activities of the superintendent of each major institution, the superintendent of community facilities and the regional pro-

bation and parole administrator. The regional director is responsible for financial administration and personnel management within his region and for ensuring that department policies are carried out and standards are met. Regional organizations and functions are shown below.



REGIONAL FUNCTIONS

Each regional office coordinates activities and solves problems at major institutions in accordance with standard department diagnosis, evaluation, referral, classification and case management procedures.

The activities of all community correctional centers, road prisons, vocational training centers, work camps, forestry camps, and probation and restitution centers are also directed by the regional office in accordance with Central Office policies and directives.

The offices coordinate and direct all probation and parole services and activities in accordance with policy guidelines and program directives

from the Central Office, to include supervision, investigation, intake and diversionary programs.

Each office performs personnel management activities, including maintenance of personnel files and related records for personnel of community facilities, probation and parole offices and the regional office. In addition, regional offices maintain property accounting records, document all property transactions and maintain property management and control. The regional offices also prepare and submit regional budgets, monitor operating accounts and expenditures and supervise regional fund allocations and releases.

ORGANIZATION CHART

REGION I

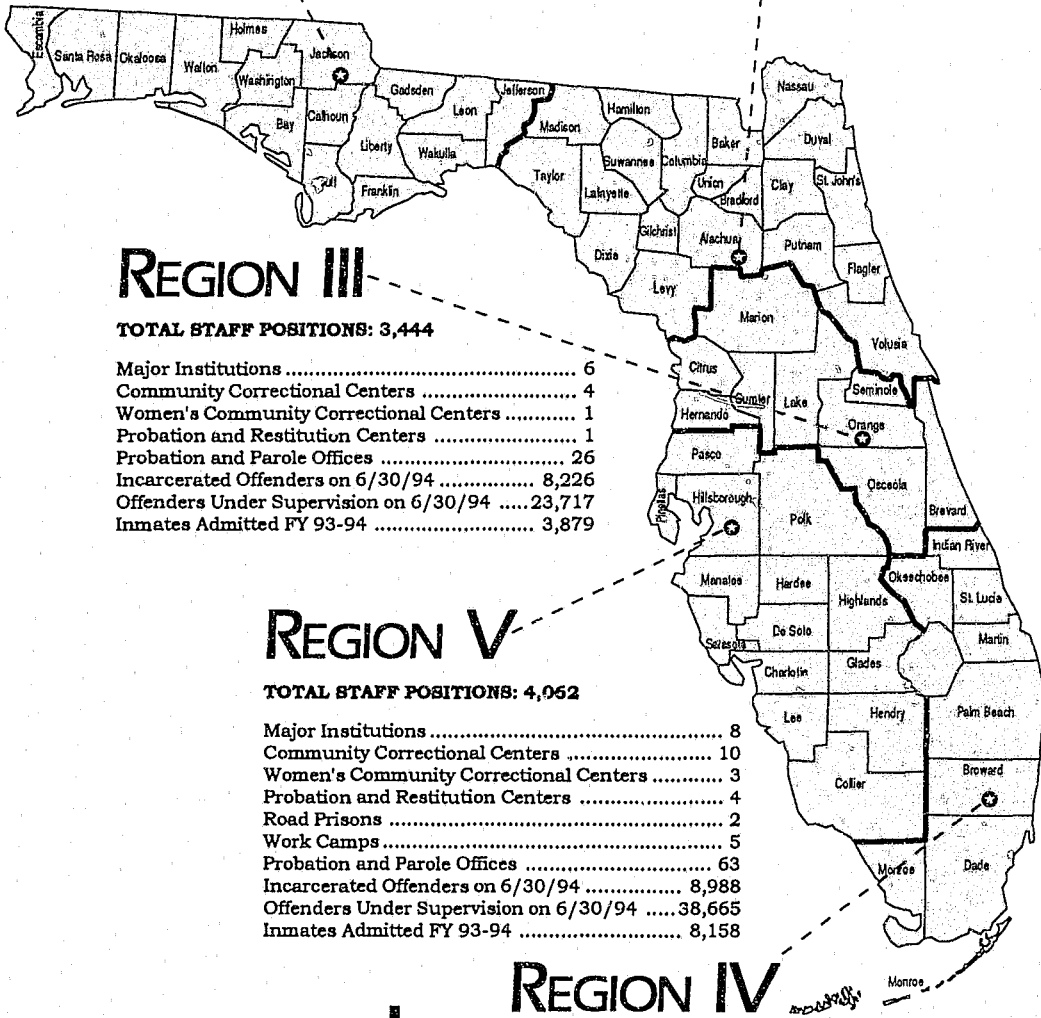
TOTAL STAFF POSITIONS: 5,631

Major Institutions	12
Community Correctional Centers	5
Women's Community Correctional Centers	1
Probation and Restitution Centers	2
Road Prisons	1
Forestry/Work Camps	12
Probation and Parole Offices	21
Incarcerated Offenders on 6/30/94	13,174
Offenders Under Supervision on 6/30/94	13,652
Inmates Admitted FY 93-94	2,518

REGION II

TOTAL STAFF POSITIONS: 6,961

Major Institutions	15
Community Correctional Centers	6
Women's Community Correctional Centers	2
Probation and Restitution Centers	1
Forestry/Work Camps	10
Drug Treatment Center	1
Probation and Parole Offices	27
Incarcerated Offenders on 6/30/94	18,198
Offenders Under Supervision on 6/30/94	18,104
Inmates Admitted FY 93-94	2,749



REGION III

TOTAL STAFF POSITIONS: 3,444

Major Institutions	6
Community Correctional Centers	4
Women's Community Correctional Centers	1
Probation and Restitution Centers	1
Probation and Parole Offices	26
Incarcerated Offenders on 6/30/94	8,226
Offenders Under Supervision on 6/30/94	23,717
Inmates Admitted FY 93-94	3,879

REGION V

TOTAL STAFF POSITIONS: 4,062

Major Institutions	8
Community Correctional Centers	10
Women's Community Correctional Centers	3
Probation and Restitution Centers	4
Road Prisons	2
Work Camps	5
Probation and Parole Offices	63
Incarcerated Offenders on 6/30/94	8,988
Offenders Under Supervision on 6/30/94	38,665
Inmates Admitted FY 93-94	8,158

REGION IV

TOTAL STAFF POSITIONS: 3,634

Major Institutions	6
Community Correctional Centers	9
Women's Community Correctional Centers	3
Probation and Restitution Centers	2
Road Prisons	2
Probation and Parole Offices	33
Incarcerated Offenders on 6/30/94	7,466
Offenders Under Supervision on 6/30/94	39,528
Inmates Admitted FY 93-94	9,319

**THE REGIONS:
GEOGRAPHICAL LOCATIONS
AND ADMINISTRATIVE DATA**

FACILITIES ON JUNE 30, 1994

Facility Summary	Total	Male	Female	Both	Population
------------------	-------	------	--------	------	------------

SUMMARY

Major Institutions*	46	42	3	1	44,229
Community Correctional Centers (Work Release)**	34	24	10	0	2,137
Road Prisons	5	5	0	0	370
Stand Alone Work/Forestry Camps, Drug Treatment Centers	12	11	1	0	2,783
Work Camps (adjacent to Major Institutions)	24	24	0	0	6,337
Contract Drug Treatment Centers	7	1	1	5	119
Total Facilities	128	107	15	6	55,975
In Transit/Contract Jail Beds		1	0		77
Population Total					56,052

* Institutions with separate units and hospitals are counted as one institution

** Includes two female contract facilities

Year Open	Facility Code	Correctional Institutions (CI's)	Gender	Population Type	Security Level	County
-----------	---------------	----------------------------------	--------	-----------------	----------------	--------

REGION 1

1959	101	Apalachee CI -- West Unit	M	A	6B	Jackson
1949	102	Apalachee CI -- East Unit	M	A	6B	Jackson
1991	103	Jefferson CI	F	A	5B	Jefferson
1991	104	Jackson CI	M	A	5C	Jackson
1988	105	Calhoun CI	M	A	5C	Calhoun
1991	106	Century CI	M	A	5C	Escambia
1988	107	Holmes CI	M	A	5C	Holmes
1991	108	Walton CI	M	A	5C	Walton
1992	109	Gulf CI	M	A	5B	Gulf
1983	115	Okaloosa CI	M	A	6B	Okaloosa
1974	116	River Junction CI	M	A	3B	Gadsden
1985	117	Corr. Mental Health Institution	B	A	7B	Gadsden
1988	120	Liberty CI	M	A	5C	Liberty

REGION 2

1992	201	Columbia CI	M	A	5B	Columbia
1972	205	Florida State Prison -- Main Unit	M	A	7B	Bradford
1982	206	New River CI -- West	M	A	6B	Bradford
1972	207	North Florida Reception Center -- Hospital	M	A	7B	Union
1990	208	North Florida Reception Center -- West Unit	M	RC	5C	Union
1968	209	North Florida Reception Center -- Main Unit	M	RC	7B	Union
1982	210	New River CI -- East	M	A	5C	Bradford
1973	211	Cross City CI	M	A	6B	Dixie
1984	212	Mayo CI	M	A	5B	Lafayette
1913	213	Union CI	M	A	7B	Union
1984	214	Putnam CI	M	A	5B	Putnam
1987	215	Hamilton CI	M	A	5B	Hamilton
1989	216	Madison CI	M	A	5C	Madison
1936	217	Union CI Medical Facility	M	A	7B	Union
1977	255	Lawtey CI	M	A	4	Bradford
1978	279	Baker CI	M	A	6B	Baker
1979	281	Lancaster CI	M	YO	3A	Gilchrist
1981	282	Tomoka CI	M	A	6B	Volusia

Gender and Type:

M: Houses male inmates
 F: Houses female inmates
 B: Houses both sexes
 RC: Reception Center
 YO: Youthful Offender
 A: Adult Facility

Security Level:

Minimum Custody: 1
 Minimum/Medium Custody: 2, 3A, 3B, 4
 Close Custody: 5A, 5B, 5C, 6A, 6B, 7A
 Close/Maximum Custody: 7B

FACILITIES ON JUNE 30, 1994

Year Open	Facility Code	Correctional Institutions (CI's)	Gender	Population Type	Security Level	County
-----------	---------------	----------------------------------	--------	-----------------	----------------	--------

REGION 3

1959	304	Marion CI	M	A	6B	Marion
1965	307	Sumter CI	M	A	6B	Sumter
1988	308	Sumter BTU (Boot Camp)	M	YO	3A	Sumter
1978	310	Brevard CI	M	YO	6A	Brevard
1973	312	Lake CI	M	A	5B	Lake
1956	314	Florida CI -- Main Unit	F	A & YO	7A	Marion
1973	315	Florida CI -- Forest Hills	F	A	4	Marion
1988	320	Central Florida Reception Center -- Main Unit	M	RC	7A	Orange
1991	321	Central Florida Reception Center -- East Unit	M	RC	5C	Orange
1992	323	Central Florida Reception Center -- South Unit	M	RC	5	Orange

REGION 4

1985	402	South Florida Reception Center	M	RC	7A	Dade
1991	403	South Florida Reception Center-- South Unit	M	RC	5C	Dade
1932	406	Glades CI	M	A	6B	Palm Beach
1976	418	Indian River CI	M	YO	3A	Indian River
1976	419	Dade CI	M	A	6B	Dade
1985	430	Martin CI	M	A	7A	Martin
1977	475	Broward CI	F	A	7B	Broward

REGION 5

1991	501	Hardee CI	M	A	7A	Hardee
1957	503	Avon Park CI	M	A	6B	Highlands
1969	508	DeSoto CI	M	A	6B	DeSoto
1989	510	Charlotte CI	M	A	7A	Charlotte
1976	529	Hillsborough CI	M	A	5A	Hillsborough
1977	573	Zephyrhills CI	M	A	5B	Pasco
1979	576	Hendry CI	M	A	6B	Hendry
1978	580	Polk CI	M	A	6B	Polk

Year Open	Facility Code	Community Correctional Ctrs. (Work Release)	Gender	Population Type	Security Level	County
-----------	---------------	---	--------	-----------------	----------------	--------

REGION 1

1972	156	Marianna CCC	M	A	1	Jackson
1973	169	Park House CCC	F	A	1	Leon
1972	163	Panama City CCC	M	A	1	Bay
1973	164	Pensacola CCC	M	A	1	Escambia
1973	168	Tallahassee CCC	M	A	1	Leon

REGION 2

1974	242	Daytona CCC	M	A	1	Volusia
1985	243	Dinsmore CCC	M	A	1	Duval
1972	245	Gainesville CCC	F	A	1	Alachua
1978	248	Duval CCC	F	A	1	Duval
1972	249	Lake City CCC	M	A	1	Columbia
1972	266	Santa Fe CCC	M	A	1	Alachua

REGION 3

1972	341	Cocoa CCC	M	A	1	Brevard
1973	361	Orlando CCC	M	A	1	Orange
1973	362	Pine Hills CCC	F	A	1	Orange
1975	374	Kissimmee CCC	M	A	1	Osceola

FACILITIES ON JUNE 30, 1994

Year Open	Facility Code	Community Correctional Ctrs. (Work Release)	Gender	Population Type	Security Level	County
-----------	---------------	--	--------	-----------------	----------------	--------

REGION 4

1973	444	Ft. Pierce CCC	M	A	1	St. Lucie
1974	446	Hollywood CCC	M	A	1	Broward
1971	452	Lake Osborne CCC	F	A	1	Palm Beach
1975	457	Miami North CCC	M	A	1	Dade
1976	459	Miami CCC	F	A	1	Dade
1974	465	Pompano Beach CCC	M	A	1	Broward
1989	469	West Palm Beach CCC	M	A	1	Palm Beach
1985	473	Opa Locka CCC	M	A	1	Dade
Contract	491	JESCA	F	A	1	Dade

REGION 5

1972	540	Bartow CCC	M	A	1	Polk
1981	543	Ft. Myers CCC	M	A	1	Lee
1974	550	Lakeland CCC	M	A	1	Polk
1973	554	Pinellas CCC	F	A	1	Pinellas
1972	570	Tampa CCC	M	A	1	Hillsborough
1973	571	Hillsborough CCC	F	A	1	Hillsborough
1976	572	Tarpon Springs CCC	M	A	1	Pinellas
1977	578	Bradenton CCC	M	A	1	Manatee
1986	583	St. Petersburg CCC	M	A	1	Pinellas
Contract	584	Tampa Goodwill	F	A	1	Hillsborough

Year Open	Facility Code	Road Prisons	Gender	Population Type	Security Level	County
-----------	---------------	--------------	--------	-----------------	----------------	--------

REGION 1

1940	134	Tallahassee Road Prison	M	A	2	Leon
------	-----	-------------------------	---	---	---	------

REGION 4

1951	426	Big Pine Key Road Prison	M	A	2	Monroe
1951	431	Loxahatchee Road Prison	M	A	2	Palm Beach

REGION 5

1964	525	Arcadia Road Prison	M	A	2	DeSoto
1951	527	Copeland Road Prison	M	A	2	Collier

Year Open	Facility Code	Stand Alone Work/Forestry Camps and Drug Treatment Ctrs.	Gender	Population Type	Security Level	County
-----------	---------------	---	--------	-----------------	----------------	--------

REGION 1

1977	133	Marianna Work Camp	M	A	2	Jackson
1959	136	Caryville Work Camp	M	A	2	Washington
1973	139	Quincy Vocational Camp/Work Camp	M	A	5B	Gadsden
1988	170	Gulf Forestry Camp	M	A	3B	Gulf
1989	171	Franklin Work Camp	M	A	4	Franklin
1976	177	Berrydale Forestry Camp	M	A	2	Santa Rosa

REGION 2

1951	240	Gainesville Work Camp	M	A	2	Alachua
1991	277	Gainesville Drug Treatment Center	M	A	2	Alachua
1988	287	Levy Forestry Camp	F	A	3B	Levy

REGION 3

1992	336	Brooksville Drug Treatment Ctr./Work Camp	M	A	2	Hernando
------	-----	---	---	---	---	----------

FACILITIES ON JUNE 30, 1994

Year Open	Facility Code	Stand Alone Work/Forestry Camps and Drug Treatment Ctrs.	Gender	Population Type	Security Level	County
-----------	---------------	--	--------	-----------------	----------------	--------

REGION 4

1990	481	Martin Drug Treatment Center	M	A	4	Martin
------	-----	------------------------------	---	---	---	--------

REGION 5

1993	552	Largo Work Camp	M	A	2	Pinellas
------	-----	-----------------	---	---	---	----------

Year Open	Facility Code	Work Camps (Adjacent to Major Institutions)	Gender	Population Type	Security Level	County
-----------	---------------	---	--------	-----------------	----------------	--------

REGION 1

1994	121	Liberty Work Camp	M	A	4	Liberty
1989	161	Okaloosa Work Camp	M	A	4	Okaloosa
1994	162	Holmes Work Camp	M	A	4	Holmes
1994	165	Calhoun Work Camp	M	A	4	Calhoun
1994	166	Jackson Work Camp	M	A	4	Jackson
1994	167	Century Work Camp	M	A	2	Escambia

REGION 2

1994	204	Florida State Prison Work Camp	M	A	4	Bradford
1990	261	Baker Work Camp	M	A	4	Baker
1989	262	Cross City Work Camp	M	A	4	Dixie
1990	263	Hamilton Work Camp	M	A	4	Hamilton
1994	264	Columbia Work Camp	M	A	4	Columbia
1989	280	Lancaster Work Camp	M	YO	3A	Gilchrist
1987	284	Tomoka Work Camp	M	A	4	Volusia
1988	289	Madison Work Camp	M	A	4	Madison

REGION 3

1989	363	Brevard Work Camp	M	A	4	Brevard
1989	364	Marion Work Camp	M	A	4	Marion
1987	365	Sumter Work Camp	M	A	3B	Sumter

REGION 4

1989	461	Dade Work Camp	M	A	4	Dade
1990	462	Glades Work Camp	M	A	4	Palm Beach
1983	420	Martin Work Camp	M	A	4	Martin

REGION 5

1990	560	DeSoto Work Camp	M	A	4	DeSoto
1986	561	Hendry Work Camp	M	A	4	Hendry
1987	562	Polk Work Camp	M	A	4	Polk
1993	504	Avon Park Work Camp	M	A	4	Highlands

Facility Code	Contract Drug Treatment Centers	Gender	Population Type	Security Level	City
178	Lakeview Drug House	B	A	1	Pensacola
285	Reality House	M	A	1	Daytona Beach
293	Jacksonville Recovery Center	B	A	1	Jacksonville
393	Drug Free Living	B	A	1	Orlando
394	Temporary Living Center	F	A	1	Apopka
489	Spectrum Drug House	B	A	1	Miami
581	Operation Par	B	A	1	Largo

PRISON BEDS

Funding, Bed Types and Capacity Requirements

The department's overcrowding concerns were emphasized in 1972 when the *Costello* lawsuit was filed. It was based on inadequate health care and overcrowding. As a result of this lawsuit, the state signed an agreement in 1979 that said we could operate at maximum capacity until June 1985, at which time the agreed-upon capacity would be reduced to 33 percent above design, which is referred to as lawful capacity.

Since the plaintiff's attorneys had advocated a return to design capacity, the 33 percent was a very equitable agreement for the state because it gave us six years to build enough beds so the change from maximum to lawful capacity would not be so traumatic to the system. In effect, this means for every 100 design beds in the system, we can house 133 inmates.

The Florida Legislature provided the assurance that the department would continue to abide by the lawful capacity agreement by codifying these standards into Florida statute.

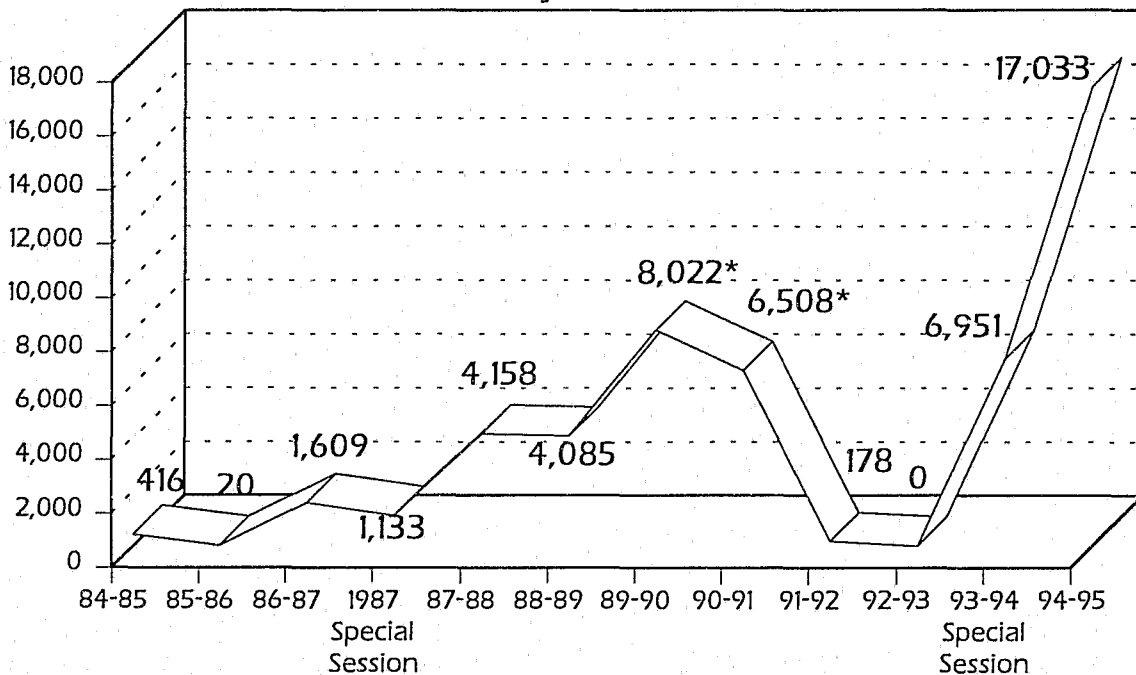
Bed Capacity Terms

Design Capacity—The optimum number of inmates a particular institution was designed to house (based on 55 square feet per inmate in dormitories or one inmate per cell).

Maximum Capacity—The upper limit of inmates at which an individual institution is permitted to operate (based on 37.5 square feet per inmate in dormitories or two inmates per cell).

Lawful Capacity—(formerly called system maximum capacity) This is the agreed to legal capacity of Florida's prison system. The number of inmates the department can legally house is calculated by increasing the design capacity by 33 percent. It is calculated on the system as a whole (male and female beds combined), and we are not bound by lawful capacity per individual facility. NOTE: The only exceptions are Florida State Prison, maximum confinement units, and contract beds, which do not have 33 percent added.

Total Beds Funded by Year



(* = Number of appropriated beds was adjusted for beds subsequently deleted due to budget reductions)

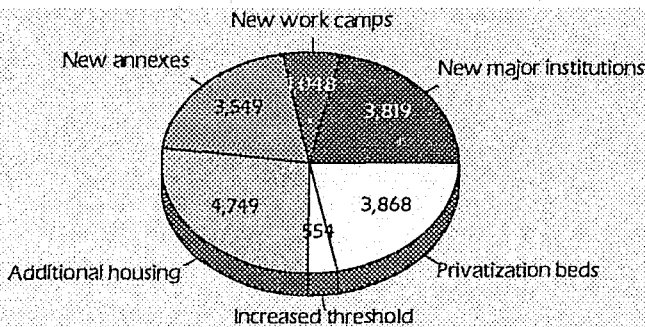
PRISON BEDS

Breakdown of Beds Appropriated During 1994 Legislative Session

A prison construction package for a total of 17,587 beds was approved by the Legislature during its 1994 session. They include:

- 7,368 New institutions and annexes
- 5,797 Additions to current facilities
- 3,868 Privatization beds
- 554 Beds resulting from increased capacity threshold

17,587 Total beds



New Prison Beds

A breakdown of the 17,033 new prison beds to be built is as follows:

- 3,819 New major institutions in Santa Rosa, Wakulla and Okeechobee Counties
- 1,048 New work camps at Walton, Hardee, Mayo and Lake CI's
- 3,549 New annexes at Hamilton, DeSoto and Gulf CI's
- 4,749 Additional housing units at 22 existing facilities
- 3,868 Privatization beds including two 750-bed institutions, one 1,318-bed close custody facility and three 350-bed youthful offender facilities

The Legislature also increased the Control Release Authority threshold from 99 percent to 100 percent of lawful capacity to allow an additional 554 beds to be occupied.

Prison Construction

Work camps are the least expensive facilities. They hold 262 inmates and cost approximately \$2.5 million or \$9,542 per bed. The Department has built 31 work camps in the last six years.

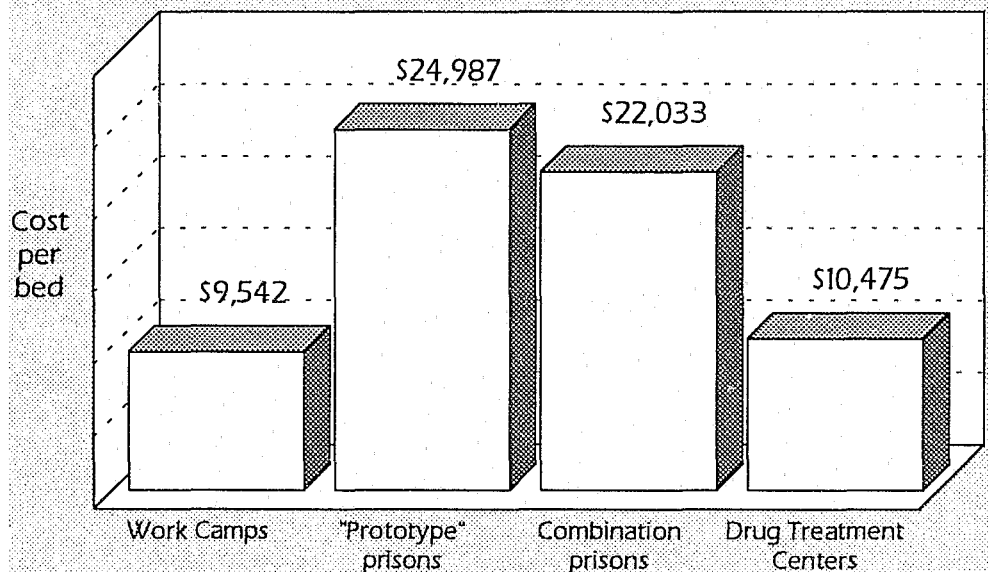
"Prototype" or single cell prisons house 1,318 inmates and cost \$33 million or \$24,987 a bed. Prototypes opened in Orange County in 1988, Charlotte County in 1989, and Hardee County in 1991. Two new prototypes were appropriated in 1994-95.

"Combination" institutions have both single cells and dormitories. They have 1,183 beds and cost \$26.1 million or \$22,033 per bed. Two were completed in 1991, two in 1993, four were appropriated for 1993-94 and four more in 1994-95.

Drug treatment centers house and treat substance abuse offenders with sentences of three years or less. Funded for the first time in 1990, two of these 384-bed facilities were built during 1991-92 at a cost of \$10,475 per bed.

Bed Cost by Bed Type

(based on Department's Five-Year Construction Plan)



BUDGET

Department of Corrections Budget Summary (FY1993-94)

Total Budget:..... \$1,216,226,241

Operating Funds

Expenditures by Budget Entity:

Office of the Secretary and Office of Management and Budget	\$19,101,300
Office of Programs	5,213,564
Health Services	168,981,024
Correctional Education School Authority	12,198,620
Office of Operations and Regional Administration	5,048,850
Major Institutions	604,945,270
Probation and Parole Services	163,313,455
Community Facilities and Road Prisons	65,785,779

Total Operating Funds \$1,044,587,862

Fixed Capital Outlay Funds

Expenditures by Project Classification:

To Provide Additional Capacity Through Expansion and New Construction	\$66,279,231
To Maintain Existing Facilities and Meet Requirements of Regulatory Agencies	4,348,528

Total Fixed Capital Outlay Funds \$70,627,759

Local Funds

Volume of Collection Activities:

Cost of Supervision Fees	\$18,930,642
Restitution and Court-Ordered Payments (Estimated)	28,149,258
Subsistence and Transportation Fees	6,163,613

Inmate Banking Activities:

Total Deposits	\$38,765,730
Total Disbursements	38,426,450
June 30, 1993 Total Assets	\$3,994,472

Inmate Welfare Fund Canteen Activity:

Merchandise Sales	\$25,346,420
Gross Profit From Sales	6,265,962
Inmate Telephone Commissions	8,177,497
June 30, 1994 Retained Earnings	15,546,662

Inmate Cost Per Day by Facility (FY1993-94)

Summary of Average Inmate Costs (FY 1993-1994)

Category	Average Population	Total Per Diem	Operations	Health Services	Education Service
Total All Department Facilities	53,512	42.23	33.41	8.25	0.57
Total Major Institutions	47,703	43.75	33.98	9.13	0.64
Adult Male	36,507	40.16	32.76	6.83	0.57
Female Institutions	2,341	50.49	35.28	13.95	1.26
Reception Centers	6,139	57.42	36.74	20.64	0.04
Specialty Institutions	410	107.71	68.64	38.93	0.14
Youthful Offender	2,306	45.95	38.56	4.66	2.73
MAJOR INSTITUTIONS					
Residential Facility	Average Population	Total Per Diem	Operations	Health Services	Education Service
ADULT MALE					
Apalachee CI	1,604	41.40	32.44	7.55	1.41
Avon Park CI	1,073	43.38	35.87	6.11	1.40
Baker CI	1,128	36.71	30.67	5.09	0.95
Calhoun CI	860	39.68	33.43	4.82	1.43
Century CI	890	33.50	28.91	4.54	0.05
Charlotte CI	1,021	45.50	31.05	14.19	0.26
Columbia CI	949	38.84	33.04	5.80	0.00
Cross City CI	1,080	37.87	32.69	4.02	1.16
Dade CI	931	49.50	37.99	11.34	0.17
DeSoto CI	1,095	36.05	29.87	5.41	0.77
Florida State Prison	1,432	45.58	38.19	7.39	0.00
Glades CI	1,448	42.62	35.11	7.10	0.41
Gulf CI	820	36.43	30.94	5.48	0.01
Hamilton CI	1,033	37.24	31.60	4.65	0.99
Hardee CI	1,105	33.90	29.18	4.63	0.09
Hendry CI	1,116	41.53	34.84	6.57	0.12
Holmes CI	872	38.87	31.78	5.88	1.21
Jackson CI	999	35.53	30.54	4.97	0.02
Lake CI	549	43.28	35.60	6.26	1.42
Lawtey CI	763	41.52	32.04	9.23	0.25
Liberty CI	997	34.59	30.30	4.17	0.12
Madison CI	1,154	34.05	28.73	5.21	0.11
Marion CI	1,305	37.51	29.71	6.66	1.14
Martin CI	1,437	42.06	34.53	7.21	0.32
Mayo CI	708	38.35	32.38	5.81	0.16
New River CI	1,494	34.87	28.85	5.13	0.89
Okaloosa CI	858	38.18	33.00	5.03	0.15
Polk CI	1,169	35.79	29.34	5.47	0.98
Putnam CI	399	49.20	42.54	6.66	0.00
River Junction CI	464	40.75	35.42	4.95	0.38

continued on next page

BUDGET

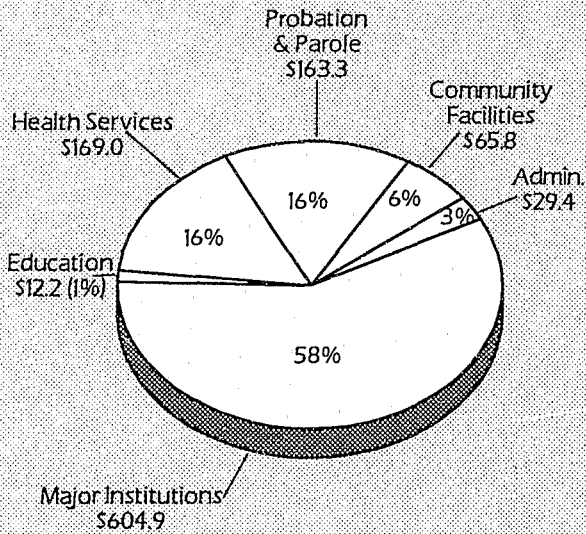
Inmate Cost Per Day by Facility (cont'd.) (FY1993-94)

Residential Facility	Average Population	Total Per Diem	Operations	Health Services	Education Service
ADULT MALE					
Sumter CI	1,119	45.23	37.66	6.32	1.25
Tomoka CI	1,289	36.83	29.37	7.34	0.12
Union CI	1,805	50.01	38.77	10.89	0.35
Walton CI	880	34.18	29.33	4.72	0.13
Zephyrhills CI	659	60.35	35.29	23.82	1.24
Total Adult Male	36,507	40.16	32.76	6.83	0.57
YOUTHFUL OFFENDER					
Brevard CI	1,209	40.03	34.44	3.66	1.93
Indian River CI	258	71.82	57.05	9.01	5.76
Lancaster CI	840	46.55	38.82	4.77	2.96
Total Youthful Offender	2,306	45.95	38.56	4.66	2.73
RECEPTION CENTERS (MALE)					
Central Florida Reception Center	2,197	46.60	33.98	12.58	0.04
North Florida Reception Center	2,048	66.18	36.61	29.54	0.03
South Florida Reception Center	1,894	60.52	40.09	20.37	0.06
Total Reception Centers	6,139	57.42	36.74	20.64	0.04
FEMALE INSTITUTIONS					
Broward CI*	591	70.88	46.84	22.95	1.09
Florida CI*	1,033	45.79	30.12	14.05	1.62
Jefferson CI	718	40.45	33.18	6.38	0.89
Total Female Institutions	2,341	50.49	35.28	13.95	1.26
SPECIALTY INSTITUTIONS					
Corrections Mental Health Institution	96	245.67	139.59	106.08	0.00
Hillsborough CI	314	65.67	47.01	18.47	0.19
Total Specialty Institutions	410	107.71	68.64	38.93	0.14
Total Institutions	47,703	43.75	33.98	9.13	0.64
COMMUNITY FACILITIES					
Community Correctional Centers	2,232	26.49	26.25	0.24	0.00
Contracted Facilities**	132	31.80	31.80	0.00	0.00
Drug Treatment Centers	828	34.97	30.59	4.38	0.00
Probation & Restitution Centers	333	42.30	42.30	0.00	0.00
Road Prisons	382	43.97	42.80	1.17	0.00
Work Camps	1,903	26.02	25.27	0.75	0.00
Total Community Facilities	5,809	29.72	28.68	1.04	0.00

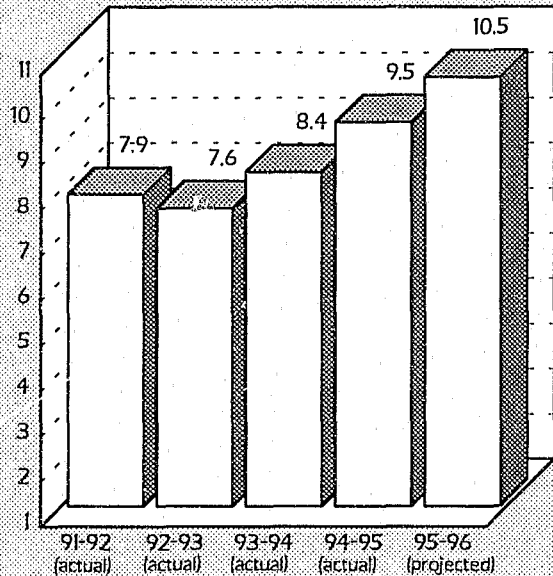
* Also serve as reception centers for female inmates.

** Amounts shown are net of inmate subsistence payments of \$5/day for inmates on work release, which contractors are allowed to retain and treat as a credit to their billings.

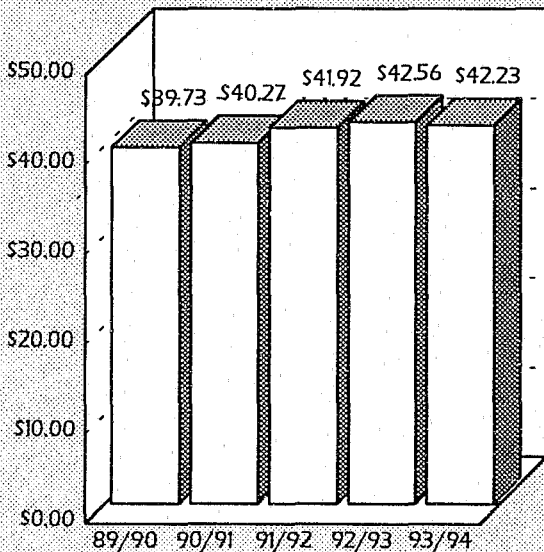
FY 93-94 Correctional Budget
Total Expenditures \$1,044,587,862
(In Millions)



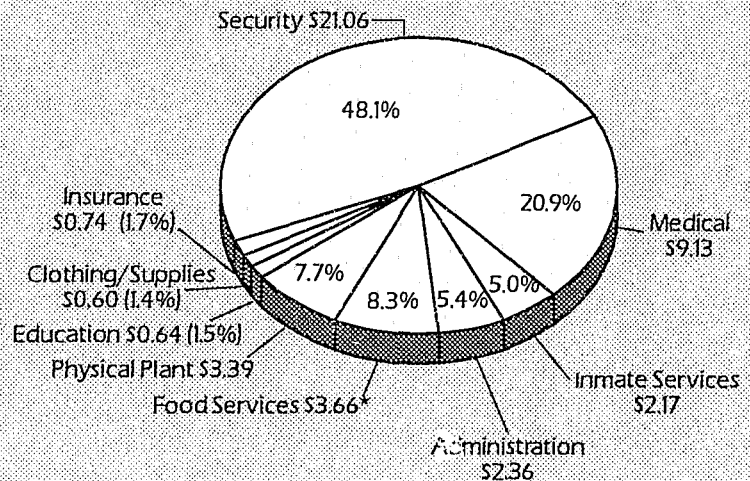
Percent of State Budget Spent on Corrections



Inmate Per Diem Over 5 Years
(For all department facilities)



Inmate Cost Per Day
(Major Institutions only)
\$43.75



* Raw food product cost is \$2.33.

COST SAVINGS

Deputy Dir. for OMB Fred Schuknecht
(904) 488-8306 SC 278-8306

Fiscal Management

Over the last two fiscal years, the department returned to the state treasury over \$16 million at year's end.

Prompt Payment Compliance

The department continues to excel in the timely processing of vendor invoices, achieving a 98% or better compliance rate with the Comptroller's processing time requirements for 10 consecutive quarters. Recent statistics for the state's largest 10 agencies has the department ranked second in fewest exceptions and first in the average time required to process invoices.

Pre-cast Cells


In an effort to build prisons more efficiently and economically, the department is now using pre-cast concrete cells that are trucked ready-made from the factory to prison sites, where inmates help assemble them. The pre-cast cells cost \$12,500 per bed. These cells are expected to house 8,000 inmates when completed and will cut building time in half, from 10 months to five. The first cells arrived at Liberty C.I. in August 1994. Having more cells available earlier will help ensure that inmates serve a larger percent of their sentences.

Productivity Awards

Twenty-nine department employees and work units received Davis Productivity awards in 1993 for innovative ideas and increased efficiency. Dade Correctional Institution was recognized as an Exemplary Agency Winner for its remarkable teamwork during the Hurricane Andrew disaster. Bill Bowers, head of Food Services in Central Office, won an Outstanding Individual Award for reducing food costs by using soy and boneless food products.

Inmate Labor

Inmate labor is used to help build prisons, and is estimated to save about 40% on the cost of contracting. It also provides training to inmates in the construction trades and reduces inmate idleness.



Fred Schuknecht

Trade skills in electrical, plumbing, carpentry and masonry are used throughout the institutions to perform repairs and maintenance. During FY 1993-94, more than 2.4 million hours of inmate labor was used in construction, renovation and repair work at a labor cost savings of over \$10 million. Last fiscal year, inmates also performed 55,648 hours of work correcting fire and safety deficiencies at facilities throughout the state, at a savings of \$236,504 to taxpayers.

DOT Contracts

In addition, under a contract agreement with the Department of Transportation, the department provides inmate crews assigned to highway maintenance projects. In FY 1993-94, inmate labor for DOT exceeded 1.8 million hours at an estimated value of \$11.8 million

Public Works Program

The Public Works program is funded from the cost of supervision payments made by probationers. This program provides free inmate labor to cities, counties and non-profit organizations. During FY 1993-94, this program provided over 1.8 million hours of labor at an estimated value of over \$7.7 million.

Interagency/Community Service Projects

The department also provides inmate labor to political subdivisions of the state. Each year over one million hours of labor are provided by these work crews, producing millions of dollars in savings to the residents of Florida. Last year, community service squads logged over 1.6 million hours of service at an estimated value of over \$7 million.

Offender Earnings

Offenders on work release programs and under community supervision contribute to local economies through their gainful employment. Their employment has a favorable impact both in taxes paid by these offenders as well as reduced dependence on public assistance programs. A key component of this program is support paid to offender's dependents. In addition, staff lowered the per diem cost of work release by \$5 per day, at a cost savings of approximately \$14,000 per day.

Subsistence and Transportation Fees

Inmates in work release programs are required to contribute to the cost of their incarceration. Last year, the department returned in excess of \$6 million to the state in subsistence and transportation fees.

WORK FORCE

Personnel Chief Ralph Kiessig (904) 488-2981 SC 278-2981

The Florida Department of Corrections had a total of 23,732 authorized positions as of June 30, 1994. Staffers care for the needs of more than 55,000 inmates and 134,030 offenders on community supervision. That staff consists of professionals as wide ranging as doctors and teachers, correctional and correctional probation officers, chaplains and educational specialists, superintendents and clerical staff, program managers and food service directors. Since public safety is the department's foremost mission, more than half of all staff positions are in security areas.

On June 30, 1994, the department had 22,865 employees on its payroll. There were 16,534 working in institutions and community facilities, including suboffices, and the majority worked in a security capacity. The breakdowns of staff by race and gender indicate a diverse corrections workforce.

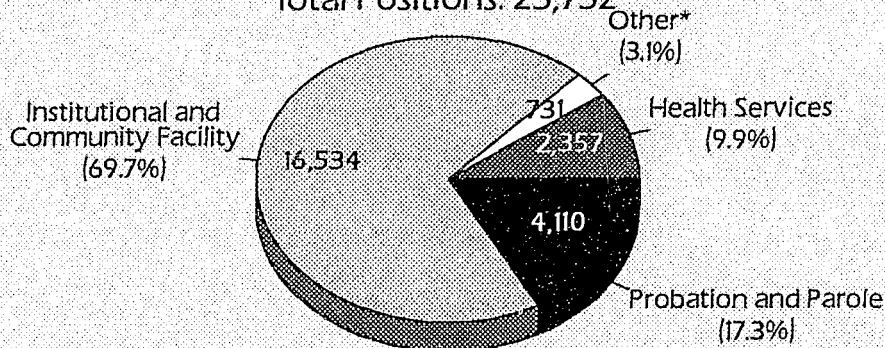
The most valuable asset an organization can have is a well adjusted, dedicated staff. To that end, the Department of Corrections provides the following employee programs.

Post Trauma Staff Support Program — Employee involvement in specific violent, work-related situations may cause serious physical and/or emotional trauma to an employee. The PTSS program is designed to minimize the effects of the trauma by providing immediate intervention and subsequent debriefing by an outside mental health counselor specializing in post trauma stress.

Employee Assistance Program — The EAP provides outside counseling services to employees experiencing personal problems that may affect their ability to perform their duties and responsibilities. Participation in EAPs has resulted in a reduction in absenteeism, sick leave usage, tardiness and turnover, while improving job performance, employee morale and employee relations.


Breakdown by Type of Positions on June 30, 1994

Total Positions: 23,732




Total Staff on June 30, 1994: 22,865

Staff by Race



Staff by Gender**



* Other includes attorneys, financial and computer analysts, personnel, clerical, technical support, maintenance, etc.

** Six employees did not indicate gender.

WORK FORCE

Recruitment

The Florida Department of Corrections is recruiting for Correctional Officers and Correctional Probation Officers for **immediate employment** throughout the State of Florida.

CORRECTIONAL OFFICER:

- Salary Range: \$17,930 - \$28,772 annually. Salary additives ranging from \$3,800 to \$6,300 annually for certain South Florida counties
- Fully paid enhanced (special risk) retirement program
- \$275 annual clothing and shoe allowance
- Must complete the basic recruit training course and successfully pass the Florida Officer Certification Examination. Correctional Officer applicants who have not completed basic recruit training may be hired in trainee status.
- Must be high school graduate or its equivalent (GED)
- Staff housing provided, when applicable
- Step pay plan (effective 11/1/94) with a 4% salary increase

CORRECTIONAL PROBATION OFFICER:

- Salary Range: \$22,048 - \$35,380 annually. Salary additive of \$4,640 annually for certain South Florida counties.
- Correctional Probation Officer applicants are normally hired in trainee status until they have successfully passed basic recruit training and the Florida Officer Certification Exam.
- Must have Bachelor's degree

Minimum Qualifications for either position:

- 19 years old or older
- United States citizen
- Not convicted of a felony or a misdemeanor involving perjury or a false statement
- Honorable discharge from any of the Armed Forces of the United States
- Good moral character as determined by a background investigation
- Successfully pass a physical examination and drug test

Benefits include:

- Criminal Justice incentive pay up to \$130 per month
- Promotional opportunities
- 13 vacation days and 13 sick leave days the first year
- 10 paid holidays
- Fully paid retirement program
- State subsidized health insurance
- State subsidized life insurance
- Pre-tax medical and child care benefits
- Supplemental insurance (i.e., car, dental, cancer, legal)
- Child care facilities in some locations

Preference shall be given to certain veterans, spouses of veterans and minorities, as provided by the Florida Statutes. Physical and drug tests required. Opportunities are also available in various medical and administrative careers.

For further information, see the coupon below.
An equal opportunity/affirmative action employer.

Please send me a State of Florida application and information on the following career opportunities in the Department of Corrections:

Correctional Officer Administration/Other (Specify) _____
 Correctional Probation Officer Medical Services

NAME: _____

ADDRESS: _____

CITY/STATE/ZIP: _____ PHONE: _____

Send this coupon to: Florida Department of Corrections • Personnel, ATTN: RECRUITMENT OFFICE Room 300 • 2601 Blair Stone Road
Tallahassee, FL, 32399-2500 • (904) 488-3130 or SC 278-3130

Staff Development

Bureau Chief Rick Maxey
(904) 487-2875, SC 277-2875

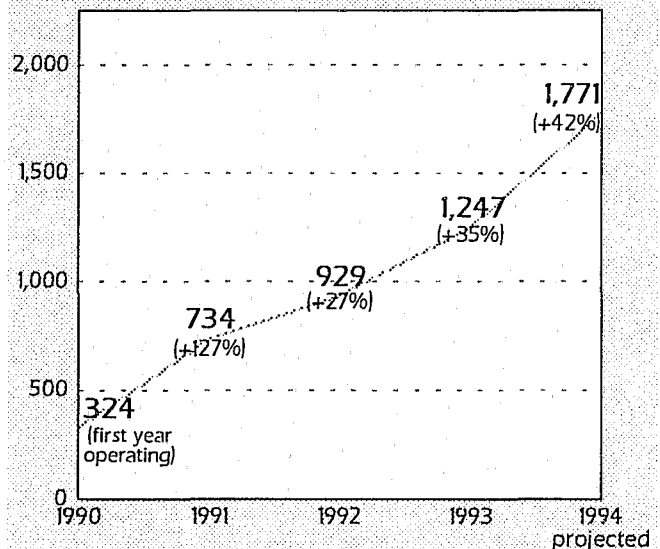
Areas of responsibility:

- Employee training and education
- New employee orientation
- Basic recruit training for correctional probation officers
- Certified Public Managers Program
- Training materials, including videos and computer-based interactive videodisc programs
- Training requests, reports, proposals and records
- Florida Corrections Academy—two sites
- Liaison with Florida Department of Law Enforcement (FDLE) and Criminal Justice Standards and Training Commission

Accomplishments:

- Completed more than 2 million training hours in 1993, compared to 1.6 million the previous year.
- Developed a master training plan that serves as a model for other states.

- Won an "Honorable Mention" in 1993 Davis Productivity awards for efforts to reduce the cost of training while maintaining its quality.
- Marketed "Life Inside" video nationally. The video, which portrays prison life as seen through the eyes of inmates, was a finalist in the 1994 International Television Association Video Festival.
- Enrollment continues to increase at both academy sites. Data on Florida Corrections Academy North in Olustee follows:



Quality Management

Administrator Leon Gilchrist
(904) 922-8596 SC 292-8596

Areas of responsibility:

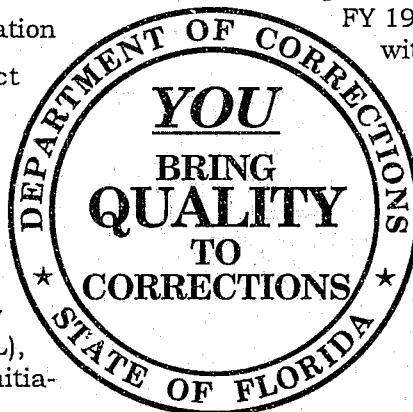
- Quality Management Implementation
- American's with Disabilities Act (ADA) compliance
- State Awards Program

Accomplishments:

- Completed goal of training 90% of staff at the orientation level about Correctional Quality Managerial Leadership (CQML), which emphasizes individual initiative to solve office problems.

- The department will be in full compliance with ADA requirements by January 1995. Includes training in application procedures, hiring, advancement, job training and program services.
- A total of 84 suggestions were submitted to the department's State Awards Programs during FY 1993-94, including 62 from employees within the department.

- Over \$44,000 was awarded to employees of the department in either Meritorious Service Awards or for suggestions that were adopted and implemented.



LEGISLATIVE

Legislative Update

Liaison Katherine Pennington
(904) 488-7436 SC 278-7436

The regular 60-day session of the 1994 Florida Legislature convened on February 8 and concluded, after a brief one-week extension, on April 15, 1994. Over 3,000 bills were filed during this year's session, with a primary focus on juvenile justice, anti-crime legislation, health care reform, government accountability, performance based budgeting and sunset review of the statutes affecting public records and trust funds.

Appropriations: More money, more beds

The 1994-95 APPROPRIATIONS ACT included a \$77 million increase in operating funds for the department and \$269 million in fixed capital outlay funds. Most of the funds are earmarked for the construction and phase-in of new beds. The department's plan for 14,655 new beds to end early release of inmates by December 1995 was approved (one 1,318-bed institution is to be constructed with private financing). In addition, the Legislature designated funds to the Privatization Commission for another 1,318-bed facility and three youthful offender institutions (350 beds each) for a total of 17,033 new beds.


Step Pay Plan, Salary Increases

On November 1, 1994, a SECURITY SERVICES STEP PAY PLAN will be implemented for correctional officers and correctional probation officers which provides for a minimum increase of 4% of base salary. Effective on November 1, 1994, a 4% competitive pay adjustment was also approved for all other full-time, non-security Career Service, Senior Management Service, Selected Exempt Service, and CESA employees. Professional Health Care employees will receive a 4% competitive pay adjustment on their anniversary dates.

Florida Corrections Commission

The Florida Corrections Commission was created as part of the governor's plan to increase effectiveness and efficiency through the cooperation of state and local officials and private citizens working together

to develop and oversee correctional programs. By October 1, 1994, the governor will appoint nine members (knowledgeable in the areas of construction, health care, information technology, education, business, food services, law, and inmate and youthful offender rehabilitation and services). The Commission is assigned to the Secretary of the Department of Corrections for administrative and fiscal accountability purposes, but will otherwise function independently of the control and direction of the department. • SB 1748



Juvenile Justice Act

\$222.6 million was appropriated to fund this year's JUVENILE JUSTICE package. Highlights include \$14 million to create the new Department of Juvenile Justice, and \$30 million for two 750-bed academies for violent juveniles who will spend up to three years; \$60 million on alternative schools for disruptive kids and after-school programs for at-risk middle school kids.

The Department of Corrections will retain its Youthful Offender program and appoint an Assistant Secretary for Youthful Offender. In addition the bill requires that youthful offenders who are 14-18 must be separated from the 19-24 age group, with some exceptions. • SB 68

Prison Siting; Inmate Welfare Trust Fund; Inmate Medical Co-payment

This bill was originally filed at the request of the department to expedite the siting and construction of prisons. The department can negotiate and enter into an agreement or contract before an appraisal of a proposed site is obtained. Previously, this process took an average of two years to complete.

Late in the Session, the bill was amended to require that the inmate welfare trust fund be appropriated annually. This will affect the operation of canteens and vending machines, the management of the proceeds from telephone commissions, inmate educational/vocational programs, and the purchase of equipment used primarily for recreational purposes. It was further amended to require that the department collect a \$1-\$5 co-payment for each non-emergency visit by an inmate to a health care provider. • *SB 1320*

Lifers

Provides for life sentences for persons convicted of capital felonies and abolishes current law which provides eligibility for parole after serving a 25 year minimum mandatory sentence. • *SB 158*

Mileage Allowance

Increases the standard mileage allowance for using a privately owned vehicle for state travel from 20 cents to 25 cents per mile for October 1, 1994 - June 30, 1995, and 29 cents per mile thereafter. • *HB 413*

Confidential Information

This bill substantially affects the release of confidential information to other agencies, researchers, inmates, contractors, and attorneys representing inmates. Effective October 1, 1994, medical and mental health or substance abuse records of an inmate or offender are exempt from public disclosure. • *SB 290*

Youthful Offender Records

Effective October 1, 1994, this bill repeals the exemption from public records law provisions for records relating to incarceration, rehabilitation, and post-custodial supervision of youthful offenders. • *SB 298*

Name Change

This bill requires the clerk of the court to notify FDLE when the name of a convicted felon is changed. • *SB 1254*

Lawful Capacity

Revises lawful capacity from below 99% to between 99 and 100%, for purposes of control release and emergency control release; provides that if the

population exceeds 100% (previously 99.5%) of lawful capacity, and remains in excess of 100% for 14 days, the governor may declare a state of emergency and measures will be taken by the Control Release Authority to establish emergency control release dates for inmates who are ineligible for parole to reduce the population. • *HB 2441*

County Jail Leases

Establishes a maximum per diem to be paid by the state for leasing county jail beds. The amount may not exceed the per diem published in the department's annual report. The department is authorized to contract with local jails for all operational functions or only housing with DC providing the staffing and medical costs. The bill conforms inmate jail placement eligibility requirements to the current sentencing guidelines. • *SB 1016*

Cost of Supervision fees

Requires felony offenders to pay a \$2 monthly surcharge on the cost of supervision fees for correctional probation officers' training and equipment, including radios, firearms, and firearms training. • *SB 234*

Privatization bidding

This bill authorizes the Correctional Privatization Commission to choose a qualified appraiser from an approved list without competitive bidding. The bill also outlines which duties of the commission can be delegated to a private prison contractor such as classification of inmates, gain-time decisions and recommendations to the Parole Commission on parole, control release, or conditional release, and other like matters. • *HB 1401*

Healthcare for survivors

Provides health care benefits for the surviving spouse and the dependent children of any full-time correctional officer, who is killed in the line of duty on or after July 1, 1993. • *HB 665*

Piece of the PIE

Authorizes the department to obtain certification in the federal Prison Industries Enhancement (PIE) program. Pursuant to federal law, private companies may use prison inmates inside institutions to manufacture goods for sale on the open market; currently the sale of prison-made products is restricted. • *HB 2443*

LEGISLATIVE

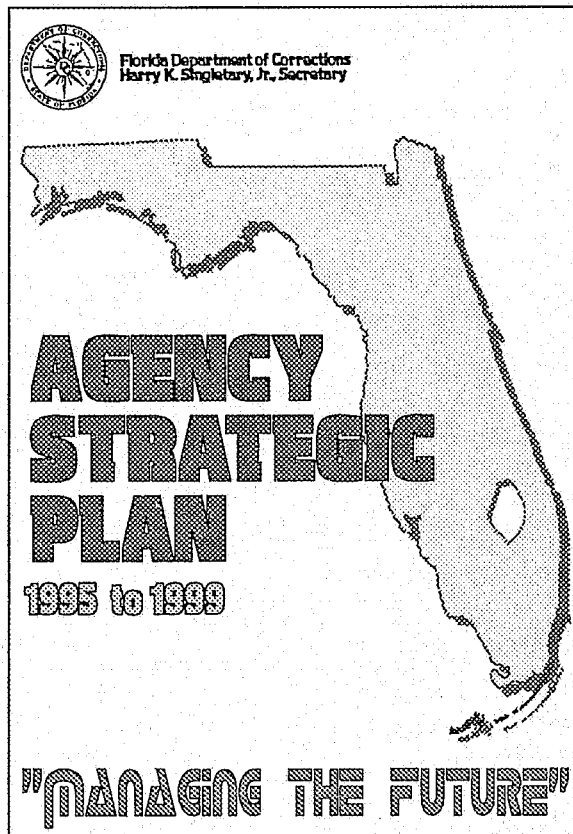
Agency Strategic Plan

Planning Mgr. A. Charles Hazelip, Ph.D.
(904) 488-1801 SC 278-1801

Six critical issue teams consisting of Central Office and field staff prepared an annual update to the agency strategic plan. Emphasis this year was placed on "tightening" condition descriptions, making them more data-driven and focused on future projections.

In January, the department implemented a quarterly reporting system to track the department's progress in meeting agency strategic plan objectives. The reports provide executive management with the current status of specific strategies in the strategic plan. The reports also will be the basis for the annual progress report submitted to the governor and legislature.

The department also completed a pilot project in operational planning. Adult Services, a major element of the Programs Office in Central Office, produced a workable plan specifying operational objectives and tasks to be performed as defined in the agency strategic plan. This plan will be used as a model for instruction throughout the department in operational planning. The implementation of operational plans department-wide is the ultimate goal of this effort. Workshops within each region have been scheduled to acquaint field staff with the operational planning process.



J U N E 1 9 9 4

DO YOU WANT TO BE ON OUR ANNUAL REPORT MAILING LIST?

Send me most recent
Annual Report only

Add me to your Annual
Report mailing list only

Add me to your list and
mail me your most recent
Annual Report

Send to:

Florida Department of Corrections
Bureau of Planning, Research & Statistics
2601 Blair Stone Road
Tallahassee, FL 32399-2500 • Attn: Paula Bryant

Name _____

Business _____

Address _____

City/State/Zip _____ Phone _____

OFFENDER PROGRAMS

Adult Services

Director Ron Jones
(904) 487-2475 SC 277-2475

Areas of Responsibility:


- **Inmate Transition Assistance**
 - Coordinate Inmate Release Assistance.
 - Provide coordination for handling violation(s) of conditions of release.
 - Coordinate clemency reviews, mitigation of parole dates, restoration of gaintime, and out-of-state meritorious gaintime recommendations.
 - Coordinate immigration issues for the department and interact with the Department of Immigration and Naturalization Service.
- **Inmate Classification**
 - Policy development and rule promulgation.
 - Develop, implement, and monitor Management Information System programs.
 - Coordinate and deliver training, and provide assistance statewide to classification staff.
 - Provide oversight for all Classification areas; review and approve reports of inmate discipline; and inmate transfer recommendations.
- **Community Facilities**
 - Administer Community Facilities and manage associated contracts.
 - Accreditation Coordinator for Community Facilities.
 - Policy development and rule promulgation.
 - Coordinate special review team activities.
- **Community Work Release**
 - Review and approve assignment to and removal from Work Release, Permanent Party, and the Community Tier III Drug Program.
 - Review for approval/disapproval routine and emergency furlough recommendations.
 - Monitor work release center operations, including those under contract.
 - Participate on Special Review Team.

• Inmate Labor Office

- Coordinate, monitor, and participate in the management of inmate labor assigned to work with the Department of Transportation, in Public Works and Interagency Community Service.
- Coordinate and monitor master agreements between the Department of Corrections and the Departments of Transportation and Agriculture.
- Prepare Inmate Utilization Survey and coordinate inmate assignment activities with Classification.

Accomplishments:

- Installed the Computer Assisted Reception Process (CARP) at North Florida and Central Florida Reception Centers.
- Activated the new automated gaintime system.
- Contracted with Franklin County Jail to house working squads of inmates.
- Accreditation of community correctional centers began in September 1992 and is expected to conclude in January 1995 with all facilities earning accreditation.
- Completed transfer of administrative responsibilities for Probation Restitution Centers to Probation and Parole Circuit Administrators.
- Revised DC46 screen to track Disciplinary Reports. Reporting errors reduced from 25% to about 3%.



Tallahassee Community Correctional Center is one of 34 work release centers in Florida.

OFFENDER PROGRAMS

PRIDE

President Pam Davis, Ph.D.
(813) 535-4900 SC 568-1300

Prison Rehabilitative Industries and Diversified Enterprises (PRIDE), Inc., was authorized by the Florida Legislature in 1981 as a non-profit corporation to self-fund and manage the state prison industries. Over the years, PRIDE has contributed approximately \$62 million to the state of Florida in victim's restitution, inmate compensation, etc.



Vital Statistics:

- In FY 93-94, PRIDE trained approximately 2,934 inmates; 2,824 in industries and 110 in operations.
- They are supervised by 236 civilian PRIDE staff.
- The inmates are paid 15 to 45 cents an hour, and they received \$1.5 million in wages in 1993.
- \$375,000 in restitution funds was distributed to 1,600 victims and businesses, and 115 local entities during the 1993-94 fiscal year.
- There are 42 PRIDE industries throughout Florida in 20 prisons.

How PRIDE Works: The core of PRIDE is the TIES (Training, Industry, Education and Support) program. TIES integrates private sector business goals, objectives and measurements with on-the-job training and employability education for PRIDE inmate workers as well as transitional support for PRIDE ex-offenders.

Criteria for Inmate Placement in PRIDE: PRIDE industry managers provide the Department of Corrections classification officers with specific guidelines for the jobs available, such as education requirements. The classification officers then assign inmates who would best qualify. The inmate fills out an application and is interviewed by the industry manager. PRIDE then gives the inmate the appropriate work/on-the-job training assignment.

Post-Release Job Placement: Prior to release, inmate workers are advised to contact the PRIDE job developers using a toll-free number provided. Refer-

als and job interviews are scheduled for the ex-offenders, with an emphasis on matching the job with on-the-job training at PRIDE. Critical transitional support such as housing, transportation and clothing, if needed, is provided to the ex-offenders.

Economic Impact: PRIDE has an average \$37-\$40 million annual economic impact on Florida. That amount rises to \$60-\$80 million in goods and services when the multiplier effect is factored in.

Accredited Training Programs: A number of PRIDE industries have been certified by accredited agencies such as the Department of Education; Clemson Uni-

versity School of Textiles, Clemson Apparel Research; the University of Florida (IFAS) as well as the National Institution of Automotive Service Excellence, which certifies PRIDE-trained inmate welders.



Industry manager Ron Gudehus inspects an optical lens with two inmate workers training at PRIDE optical industry at Broward Correctional Institution.

Recommitment Rates

In accordance with Florida Statute 946.516(2), the following statistics have been drawn from the PRIDE Industries Tracking Report dated January 1994. According to this data, over a period of two and a half years (July 1991 to December 1993) 1,673 inmates who participated in PRIDE programs were released to the community. Of these 1,673 released inmates, 832 were employed upon release. The overall rate of recommitment for the 1,673 releasees was 11% or 181 inmates. For those who were employed upon release, the recommitment rate was 4% or 31 inmates.

OFFENDER PROGRAMS

PRIDE INDUSTRIES BY INSTITUTION

Institution Where Industry Is Located	Industry Type	Number of Industries	Number of Inmates Employed	Number of Staff
Apalachee CI (West Unit)	Dairy	1	30	8
	Milk Processing	1	30	8
	Decals	1	38	3
	Beef Cattle	1	2	1
	Farm Crops	1	8	2
	Poultry	1	42	3
	Computer Assisted Design & Drafting (CADD)	1	30	2
	Sanitary Maintenance Supplies	1	23	6
	Mattresses	1	45	3
	TOTAL	9	248	36
Avon Park CI	Furniture	1	128	7
	Tire Remanufacturing	1	55	7
	TOTAL	2	183	14
Baker CI	Traffic Paint	1	9	2
Broward CI	Optical	1	40	4
Calhoun CI	Printing	1	158	13
Cross City CI	Bindery/Decals	1	97	7
Dade CI	Furniture Refurbishing	1	84	5
	Modular Construction	1	54	8
	TOTAL	2	138	13
Desoto CI	Beef Cattle	1	10	1
Florida CI	Garment	1	120	5
Florida State Prison	Garment	1	95	4
Glades CI	Sugar Cane	1	60	4
	Food Product	1	5	4
	Citrus	1	10	1
	TOTAL	3	75	9
Hendry CI	Citrus	1	60	2
	Beef Cattle	1	10	2
	TOTAL	2	70	4
Lawtey CI	Garment	1	106	4
Madison CI	Shoe	1	165	6
Marion CI	Corrugated Box	1	32	4
	Garment	1	237	8
	TOTAL	2	269	12
Martin CI	Data Entry	1	110	3
Polk CI	Chair Upholstered	1	65	8
	Modular Office Furniture	1	53	10
	Metal Furniture	1	95	8
	TOTAL	3	213	26
Sumter CI	Printing	1	50	4
	Furniture	1	100	8
	TOTAL	2	150	12
Tomoka CI	Heavy Vehicle Renovation	1	107	13
Union CI	Dental Lab	1	48	3
	Food Products	1	96	15
	Forestry	1	67	9
	Metal Furniture	1	141	11
	Auto Tags & Brooms	1	96	9
	Cattle	1	13	1
	TOTAL	6	461	48
	GRAND TOTAL	42	2,824	236

OFFENDER PROGRAMS

Food Service

Director Bill Bowers
(904) 488-0123 SC 278-0123

Areas of Responsibility:

- Food and equipment selection, warehousing and distribution
- Menu development and implementation statewide
- Nutritional analysis including food quality and cost control
- Food service equipment design specification and purchasing
- Farming and gardening program(s), including growing grapes and raising catfish.

Accomplishments:

- Won 1993 Davis Productivity Award for cost reduction through food selection and menu preparation.
- Served 60+ million inmate meals annually at a cost of 75.6¢ per meal. These full course meals

are nutritionally balanced and certified by registered dietitians.

- Reduced meal costs substantially over the last two years, as shown in table.

PER MEAL FOOD COSTS

(FY 1990-91 to FY 1993-94)

FY 1990-91	77.9¢
FY 1991-92	78.0¢
FY 1992-93	71.0¢
FY 1993-94	75.6¢

- Continued development of Computerized Food Service Management Systems including acquisition, warehousing/distribution and menu production.
- At the direction of Bill Thurber, an inmate farming program has been instituted throughout the state. Intended as a work program to reduce inmate idleness, the farming/gardening program will produce crops to be used for inmate meals. Additionally, in cooperation with Florida A&M University, the farming/gardening program is participating in viticulture, which involves grape farm experimental and demonstration projects.

Chaplaincy

Chaplain Tyrone A. Boyd
(904) 488-3570 SC 278-3570

Areas of Responsibility:


- 32 Chapels
- 86 Chaplains
- Training religious volunteers
- Pastoral Visitation in confinement, hospitals, visiting park and work areas
- Ministering to inmates of all faiths
- Counseling inmates in times of crisis, grief

Accomplishments:

- Attendance at regular worship services: 401,906* including Catholic, Jewish, Muslim, Protestant, etc.
- Attendance at special services: 238,581*

- 406,335* pastoral visits
- 144,672* counseling sessions in areas such as orientation, crisis, death messages, marital, premarital, grief, weddings, progress reports, pre-release, religious
- Trained 2,441 volunteers

* represents each visit, not each inmate



Inmates at Liberty CI use their chapel for religious services and as a community center.

OFFENDER PROGRAMS

Youthful Offenders

Areas of Responsibility:

- Managing a 112-bed military-style Basic Training Program (Boot Camp) for first-time commitment youthful offenders.

BOOT CAMP ENROLLMENT

(October 1987 to June 1994)

Total Admissions	2,507	100.0%
Successful Completions	1,200	47.9%
Program Failures	820	32.7%
Medical Terminations	283	11.3%
Psychological	50	2.0%
Other Releases	72	2.9%
Currently Active	84	3.3%
Graduation Rate		49.5%
Return to Prison Rate		26.6%

- Specialized programming more than 2,000 sentenced and classified youthful offenders at three male institutions, one female institution dormitory and Sumter Boot Camp.
- Programming for more than 2,400 elderly inmates (50 years of age or older)
- Academic, vocational and self-betterment programming for more than 2,500 female offenders
- Coordination of wellness activities for all inmates at major institutions and work camps/drug treatment centers. These programs are designed to reduce tension, aggression, and promote a healthy lifestyle.
- Coordination of more than 5,000 citizen volunteers statewide to provide services to inmates including literacy training, religious programs, personal and substance abuse support groups.
- General library and law library services to over 50,000 inmates statewide
- Coordination of a multi-tiered program of substance abuse treatment, presently in 43 major institutions and 30 facilities, which provides counseling annually to more than 17,000 inmates who have a history of substance abuse.

Accomplishments:

- Developed and implemented a statewide random drug urinalysis testing program for the general population

- Implemented a substance abuse program at each major correctional institution in the state
- Established a substance abuse data management system for statewide substance abuse and urinalysis data collection
- Administered the maintenance of approximately 160,000 volumes in law library collections, and circulated 740,000 library books to inmates and libraries containing 336,000 books in general law library collections

Who may be sentenced or classified as a Youthful Offender?

- **The court** may sentence a person as a youthful offender if the crime was committed prior to his 21st birthday (F.S. 958.04).
- **The department** may classify an inmate as a youthful offender if he is 24 or under with a 10 year or less sentence or vulnerable inmates 19 years or under with over a 10 year sentence if their safety would be jeopardized in an adult institution.
- Capital or life felons may not be classified or sentenced as youthful offenders.
- Passage of the Juvenile Justice Act will result in changes in eligibility for designation as a youthful offender

What effect will the Juvenile Justice Act passed in FY 1993-94 have on the department?

The Act:

- reduced from 16 to 14 the age that juveniles can be "direct filed" to adult court by a state attorney and requires them to prosecute as adults juveniles of any age who have three prior felony adjudications and three residential commitments;
- authorizes the department to require that youthful offenders ages 14 to 18 shall be separated from youthful offenders ages 19 or older, with some exceptions;
- requires all youthful offenders to participate in work assignments;
- requires increased post-release supervision for youthful offenders;

OFFENDER PROGRAMS

- created the position of Assistant Secretary for Youthful Offenders within the department, and deletes reference to the department's Youthful Offender Program Office;
- revamped the Boot Camp program to include longer stays, more counseling and academic and substance abuse education, and increased follow-up and supervision;
- requires the Juvenile Justice Advisory Board to study the feasibility of transferring youthful offenders to the Department of Juvenile Justice and to submit their findings and recommendations by October 1, 1995.

Youthful Offender Institutions

Inmates sentenced or classified as youthful offenders are assigned to one of five designated youthful offender institutions.

YOUTHFUL OFFENDER INSTITUTIONS

(Population on June 30, 1994)

	Age Range	Custody	Population
Indian River CI	19 & below	med/min	271
Lancaster CI	24 & below	med/min	573
Brevard CI	24 & below	close/med/min	949
Sumter CI (Boot Camp)	24 & below	med/min	84
Florida CI (Females, Dorm)	24 & below	close/med/min	52
TOTAL			1,929

Probation and Parole Services

Director Harry Doold
(904) 487-2165 SC 277-2165

Areas of Responsibility:

- Supervising approximately 134,000 offenders on probation, parole, community control, pre-trial intervention, control release, drug offender probation and conditional release with approximately 3,000 officers.
- Identifying needs of probation and parole offenders
- Developing programs, creating and monitoring probation and parole service standards
- Developing training and technical assistance for programs such as Sentencing Guidelines
- Developing state program plans, rules and regulations

DAILY PER DIEM

(FY 1993-94)

Regular Supervision:	\$3.22
Post Release Supervision:	\$0.84
Pretrial Intervention:	\$1.48
Community Control I & II:	\$4.54
Drug Testing (Per Test):	\$3.78

- Providing technical assistance to the regions in community supervision, intake, investigation and classification
- Evaluating programs
- Selecting and overseeing substance abuse treatment programs for offenders

AVERAGE CASELOADS

(FY 1993-94)

Adult Supervision:	116:1
Community Control:	23:1
Youthful Offender:	90:1
Pretrial Intervention:	90:1
Drug Offender:	70:1
Offender Release:	115:1
Specialist:	90:1

Accomplishments:

- The Florida Sexual Predator Act became effective October 1, 1993. P&P Services, in conjunction with Florida Department of Law Enforcement, designed and implemented procedures for on-line entry through FCIC of required offender identification information for notification purposes. A Management Information Services/Sexual Predator Program was initiated in May 1994 to identify sexual predators for registration purposes. As of June 30, 1994, P&P has assisted FDLE by identifying approximately 450 offenders who potentially met the criteria as sexual predators.

OFFENDER PROGRAMS

SUPERVISION TYPES AND POPULATION

(June 30, 1994)

Probation:	91,236
Parole:	2,965
Conditional Release:	1,705
Control Release:	11,352
Drug Offender Probation:	4,808
Community Control:	14,926
Pre-Trial Intervention:	6,455
Other	219
TOTAL:	133,666

- Several Circuit Pre-Trial Intervention (PTI) Drug Courts were implemented this fiscal year. PTI also received 14 additional positions due to both equalization and allocation, making a total of 121 PTI positions statewide. Also, the regular PTI ratio was drastically reduced from 214 to 1 to 90 to 1.
- In September 1993, Probation and Restitution Centers (PRCs) were transferred from the Community Facilities to Probation and Parole Services, where they now report directly to the Circuit Administrator. There are presently 10 PRC's with a current bed capacity of 380.
- A Tri-County Work Camp was implemented this year to help divert offenders from prison. It is a 256-bed state funded facility constructed on state property outside the parameters of Marion Correctional Institution and staffed by the three counties under the operational control of the Marion County Sheriff's Office. Marion, Sumter and Citrus counties share half the bed capacity to relieve jail overcrowding and the other half of the facility is used to divert felony offenders from state prison.

Education

Director Carl J. Zahner, Ph.D.
(904) 487-2270 SC 277-2270

The Correctional Education School Authority (CESA) was established in 1986 to offer basic education, special education and vocational training to inmates. A nine-member board appointed by the governor oversees the agency and hires a director responsible for day-to-day operations. CESA was established as a separate and distinct agency administratively attached to the Department of Corrections. Its annual legislative budget request is submitted through the DC.

Vital Statistics:

- Total FY 1993-94 budget: \$14.6 million
- Employees: 318, including 245 teachers. About 65 volunteers also teach.
- Inmates enrolled: CESA estimates enrollment at 6,136 on June 30, 1994. This includes 4,146 in academic programs and 1,720 in vocational programs. (One inmate can be enrolled in more than one program.)
- Academic and vocational programs are available in 48 prisons and correctional facilities.

Andrea Burgess, a Clerical Occupations instructor at Florida C.I., was chosen by her peers as CESA's Teacher of the Year. Both administrators and students say Burgess is far more than an instructor; that she is a true teacher, a model for her students to emulate and a friend as well. Other Teachers of the Year at the institutional level are: **Gary Oliver** (Apalachee C.I.), **Fred Thomas** (Avon Park C.I.), **Joseph O'Guin** (Baker C.I.), **Carl Duncan** (Calhoun C.I.), **Denise Parker** (Charlotte C.I.), **Charles Potts** (Cross City C.I.), **John Warden** (DeSoto C.I.), **Jack Reynolds** (Hamilton C.I.),



*Andrea Burgess,
CESA Teacher of the Year*

Kathleen Butler (Indian River C.I.), **Marlene Greenfield** (Jefferson C.I.), **David Blair** (Lake C.I.), **Dale Thigpen** (Lancaster C.I.), **Johnnie Reynolds** (Marion C.I.), **Jesse Reddish** (New River C.I.), **Harvey Marshall** (Polk C.I.), **Arthur Crawford** (Sumter C.I.) and **Robert Vining** (Zephyrhills C.I.).

OFFENDER PROGRAMS

ACADEMIC AND VOCATIONAL PROGRAMS (AS OF JUNE 30, 1994)

Correctional Institutions (CI's)	Academic Programs							Vocational	
	Mandatory Literacy Program	Adult Basic Educ.	General Educ. Develop.	Special Education	Chapter One	Computer Assisted Instruction	Youthful Offender	Responsible Inmate Taught Education (RITE)	Number of Vocational Programs
Apalachee CI	X	X	X	X	X	X			6
Avon Park CI	X	X	X	X					7
Baker CI	X	X	X	X		X			5
Berrydale FC		X	X						
Brevard CI	X	X	X	X	X	X	X		7
Brooksville DTC		X	X						
Broward CI	X	X	X	X					2
Calhoun CI	X	X	X	X					4
Century CI	X	X	X						
Charlotte CI	X	X	X						
Cross City CI	X	X	X	X					6
Dade CI	X	X	X						
DeSoto CI	X	X	X	X					3
DeSoto WC	X	X	X						
Florida CI	X	X	X	X	X	X	X		7
Gainesville DTC		X	X						
Glades CI	X	X	X	X					2
Gulf CI	X	X	X						
Hamilton CI	X	X	X	X					3
Hardee CI	X	X	X						
Hendry CI	X	X	X						
Hendry WC	X	X	X						
Hillsborough CI	X	X	X						1
Holmes CI	X	X	X	X		X			3
Indian River CI	X	X	X	X	X	X	X		2
Jackson CI	X	X	X						
Jefferson CI	X	X	X	X				X	2
Lake CI	X	X	X						3
Lancaster CI	X	X	X	X	X	X	X		7
Lancaster WC	X	X	X		X	X	X		
Lawtey CI	X	X	X						2
Levy FC	X	X	X						
Liberty CI	X	X	X						
Madison CI	X	X	X						
Marion CI	X	X	X	X					5
Martin CI	X	X	X	X					1
Mayo CI	X	X	X						1
New River CI	X	X	X	X					7
Okaloosa CI	X	X	X						
Polk CI	X	X	X	X					5
Polk WC	X	X	X						
River Junction CI	X	X	X						
Sumter CI	X	X	X	X				X	5
Sumter BTU		X	X	X		X	X		
Tomoka CI	X	X	X						1
Union CI									2
Walton CI	X	X	X						
Zephyrhills CI	X	X	X	X					2

DRUG TREATMENT PROGRAMS

Substance Abuse Treatment for Incarcerated Offenders

Director Sherrie Sanders
(904) 488-9169 SC 278-9169

Because of the high number of drug offenders incarcerated and supervised by the Florida Department of Corrections, substance abuse treatment programs have become a major component of the department's rehabilitative efforts. The programs that follow are broken into two sections: Drug Treatment and Drug Testing for both inmates and offenders on supervision. This section will describe the treatment programs established inside institutions and facilities.

Drug Treatment in Prison

The Department of Corrections operates elaborate substance abuse treatment programs in its major institutions. Drug treatment for inmates starts with the screening and assessment process performed at the reception centers where inmates enter the system. Based on the results of this assessment and according to classification recommendations, the inmates will be offered one or a sequence of the institutional drug treatment programs. Following is a brief description of these programs:

Tier I

A 40-hour psycho-educational program that presents an overview of substance abuse, its history, pharmacology, and negative physiological, psychological, and sociological effects. Tier I also introduces the concept of group counseling and therapy.

Tier II

An intensive short-term (8-10 weeks) Modified Therapeutic Community (TC) program in prison. In this program, addicted inmates, whose sentence length precludes participation in long-term programs, are housed in a community atmosphere and engaged in a daily work schedule. By accepting responsibility, inmates work their way through the program.

Tier III

A full-service Therapeutic Community (TC) from six to 12 months inside institutions. Addicted inmates, housed in the TC and separated from the general

population, progress through the program based on their realization and acceptance of community responsibility and their positive response to treatment.

Tier III Community

A community-based, full-service Therapeutic Community program, five to 24 months in duration, that is contracted with not-for-profit private agencies. Inmates must be eligible for work release to be placed in this program.

Tier IV

An aftercare/relapse prevention component of the Tier continuum. This program is located at Community Work Release Centers and usually runs for eight to 10 weeks. The program mandates attendance at Alcoholics Anonymous and Narcotics Anonymous meetings and participation in group counseling. Its purpose is to assist the inmates with drug-free re-entry into the community.

Drug Treatment Center (DTC)

An institution or program specifically designated for treatment of inmates in a four to five month modified Therapeutic Community program. Inmates are directly transferred to these programs from the reception centers. Their sentence structure is such that, generally at the time of their completion of treatment at DTC, they either will have reached their release date or will have become eligible for a Tier IV program at a Work Release Center.

Day/Night Program

A non-residential Day or Night treatment program that provides structured and scheduled treatment services, for a minimum of 16 hours a week. Services provided in an outpatient setting are similar to the services provided by DC's residential program. However, in this case, the services are conducted during the day, evening, or weekend hours to accommodate the inmates' work schedule. A Day or Night program serves approximately 40 inmates every four to six months.

Drug Testing in Prison

Among its efforts for creating a safer environment for inmates and staff, eradicating drug use in prison, and as an integral part of its substance abuse treatment, the department has established a comprehen-

DRUG TREATMENT PROGRAMS

Substance Abuse Programs:

Summary of Slots by Facility

Institutions	# of Slots in Facility	Treatment Programs						
		Tier I	Tier II	Tier III		Tier IV	DTC*	D/N*
				Instit.	Comm.			
39 Institutions	2,373	450	378	503			122	920
32 Community Correctional Ctrs.	931					861		70
3 Work/Forestry Camps/Voc. Ctrs.	125	45						80
3 Institutional Drug Treatm't Ctrs.	688						688	
7 Community Drug Treatment Ctrs.	129				54		75	
Grand Total	4,246	495	378	503	54	861	885	1,070

* DTC: Drug Treatment Center

** D/N: Day and Night Program

Treatment Slots by Facility on June 30, 1994

ACI-East	40							40
ACI-West	40							40
Avon Park CI	75			75				
Baker CI	45	45						
Brevard CI	207	45	42	120				
Broward CI	90			90				
Calhoun CI	45	45						
Century CI	75		75					
Charlotte CI	40							40
Columbia CI	40							40
Cross City CI	45	45						
Dade CI	95	45	50					
Desoto CI	40							40
Florida CI	115	45	42	28				
FSP Work Camp	45	45						
Glades CI	40							40
Gulf CI	40							40
Hamilton CI	40							40
Hardee CI	40							40
Hendry CI	40							40
Hillsborough	77	45	32					
Holmes CI	40							40
Indian River	32		32					
Jackson CI	40							40
Jefferson CI	72						72	
Lake CI	75	45	30					
Lancaster CI	50						50	
Lawtey CI	40							40
Levy FC	40							40
Liberty CI	40							40
Madison CI	40							40
Marion CI	190			190				
Mayo CI	40							40
New River East	40							40
New River West	40							40
Okaloosa CI	45	45						

DRUG TREATMENT PROGRAMS

Treatment Slots by Facility on June 30, 1994, Cont'd

43 Institutions	# of Slots in Facility	Treatment Programs						
		Tier I	Tier II	Tier III		Tier IV	DTC*	D/N*
				Instit.	Comm.			
Polk CI	40							40
Putnam CI	40							40
Quincy VC	40							40
River Junction	45	45						
Sumter CI	40							40
Tomoka CI	75		75					
Union CI	40							40
Walton CI	40							40
Zephyrhills CI	40							40

* DTC: Drug Treatment Center ** D/N: Day and Night Program

sive drug testing program. The following are the drug testing program's main components:

I. Random Drug Testing

In 1993 the Drug Free Corrections Act, under Florida Statute 944.473, mandated that the department establish procedures to randomly select and test inmates for substance abuse. The department responded to this legal requirement by forming a task force to study the scope of the problem and the experiences of other states in developing drug testing procedures. In November 1993, the department entered into a contract with Syva Company in Palo Alto, California to provide the correctional staff's training, testing equipment, and chemicals required for drug testing. The department designated 26 of its major institutions as testing centers and Syva provided the testing equipment and technical expertise at these locations.

In January 1994 the random selection and testing of inmates started. The plan developed by the task force called for random selection and testing of 10% of the Florida prison population every month. Fol-

lowing table presents the results of random drug testing for the fiscal year 1993-94. The department tested 11,538 inmates during the 1993-94 fiscal year. The results indicate that 689 inmates tested positive for drugs, which is about 6% of all inmates tested.

II. Treatment Program Drug Testing

As part of its evaluation process, the substance abuse treatment programs conduct their own drug testing. Inmates in the Tier programs are continually monitored for drug use as an integral part of their treatment. The drug testing policy for the treatment program was established long before the overall random testing and continues today.

III. Testing Due to Reasonable Suspicion

In addition to random testing of the inmate population, the department also tests inmates based on reasonable suspicion that they have ingested drugs. A positive test will result in disciplinary action for the inmate.

1993-94 Random Drug Testing Results

Inmates Tested	Inmates Tested Positive	Inmates Tested Negative	Positive Test Results			
			Alcohol	Cannabis	Cocaine	Total*
11,538	689	10,849	24	652	34	710

* Note: Total includes multiple positives

DRUG TREATMENT PROGRAMS

Substance Abuse Treatment for Offenders on Supervision

Correctional Programs Administrator
Richard Nimer
(904) 487-2165 SC 277-2165

It is estimated that 70% to 80% of the offenders on community supervision in Florida are substance abusers. Affordable drug treatment for offenders, especially indigent offenders, is scarce or not available in local communities. In response to this problem, Probation and Parole Services has developed a substance abuse treatment system for offenders under community supervision. During FY 1993-94, the department's community-based treatment efforts served over 15,000 offenders and had a successful completion rate of 57% for all treatment programs. The system was designed to screen offenders on community supervision for drug abuse, and place them in the appropriate treatment program. The intent of the system is to make treatment available and accessible to *all* offenders, regardless of their ability to pay. The court must order the offender into treatment. Offenders under community supervision have access to intervention/assessment programs, nonresidential, detoxification and residential programs. The department has contracted with community-based providers for the following services:

Intervention/Assessment Programs:

Assessment — Offenders court-ordered are referred for a substance abuse assessment to determine the presence or severity of their substance abuse problem. If identified as an abuser, the offender will be referred to the appropriate education or treatment service.

TASC — An integral part of intervention programs is Treatment Alternatives to Street Crime (TASC). TASC agencies primarily serve substance abusers involved in the criminal justice system. TASC services include screening and case identification, court liaison, offender referral and tracking.

Non-residential Programs:

Outpatient Treatment — Outpatient treatment provides therapeutic activities for offenders while they maintain employment in the community. The

focus is on treatment and education. Outpatient services are provided to offenders statewide at various intensity levels. Each outpatient program provides a minimum of one individual, group or family session bi-weekly. Outpatient programs also provide drug education classes. The treatment and classes are designed to impose minimal disruption to daily life activities.

Day or Night Treatment — Day or night treatment consists of an intensive non-residential program providing offenders four consecutive hours of daily structured treatment activity at a minimum frequency of four days per week. At least six hours per week is allocated to individual, group, or family counseling while the remaining hours may consist of educational or vocational programming. Day or night treatment allows offenders to participate in an intensive therapy program while maintaining residence and employment in the community.

Detoxification — Detoxification units provide medical and/or psychosocial treatment procedures in conjunction with counseling to help offenders withdraw from the physiological effects of substance abuse. Detoxification can occur in a residential or non-residential setting.

Residential Programs:

Residential treatment involves a structured, live in, non-hospital environment, focusing upon all aspects of substance abuse rehabilitation including vocational and education programs.

Level I: Level I residential treatment provides inpatient therapy for up to 60 days.

Level II: Level II services provide for residential treatment from 60 days up to one year. A variety of Level II programs are available statewide.

Secure and Non-Secure Drug Treatment Beds Available

Region	Secure	Non-Secure	Diversion
I	20	90	60
II	40	120	45
III	70	90	90
IV	53	322	205
V	90	246	100
TOTALS	273	866	500

DRUG TREATMENT PROGRAMS

Level III: Level III residential services are long-term treatment programs wherein the average length of stay exceeds one year.

Non-Secure Drug Treatment Program:

The Non-Secure Drug Treatment Program was implemented as part of the 1990 Community Corrections Partnership Act passed by the Florida Legislature. One of the primary goals of this act was to reduce prison admissions by diverting the offender to community treatment programs. The Non-Secure Drug Treatment Program provides treatment for non-violent offenders on probation or community control with alcohol or drug abuse problems who need more intense treatment than out-patient. The non-secure program is designed to help offenders break their pattern of use and gradually move them back into the work force through a supervised, treatment-supported environment.

Long-Term Residential (Secure) Drug Treatment Program:

The Long-Term Residential (Secure) Drug Treatment Program is also for non-violent probationers or community controlees who violate conditions of their supervision. Offenders are eligible for referral to the secure program if they have a chronic

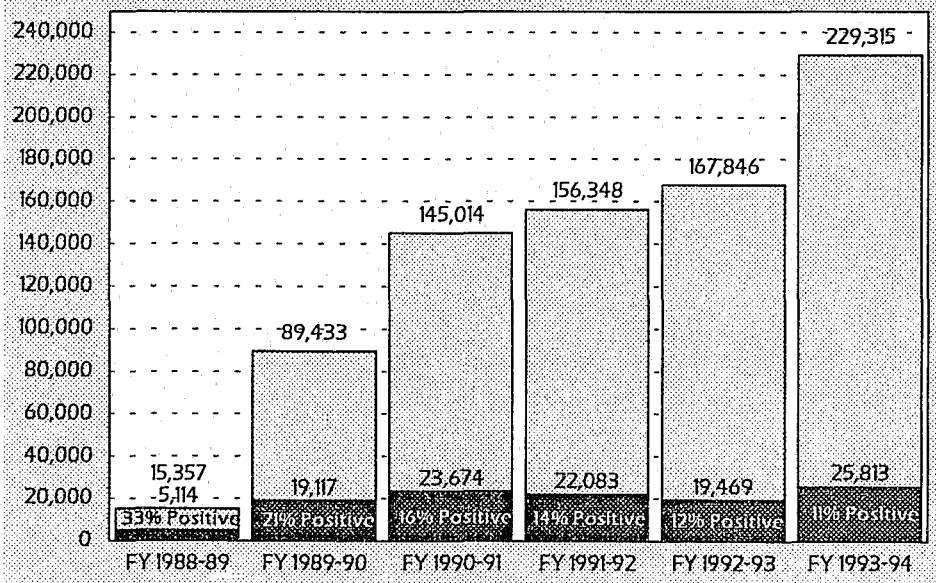
history of substance use connected with loss of behavioral control.

Drug Testing for Offenders on Supervision

A comprehensive, random drug testing program for offenders is operational, using laboratory and on-site drug testing. Testing is used as both an identification and screening tool and a monitoring technique. It is the department's policy that random drug testing be used as a screening tool to monitor the offender for the use of illegal substances and to identify those offenders who require treatment. Urinalysis is used as an identification tool or as part of a graduated scale of conditions or restrictions that demonstrate to the Court the department's commitment toward dealing with the addiction problem by affording offenders opportunities for rehabilitation through treatment. Of all the monitoring and supervision given by officers to offenders, the identification of substance use and abuse through urinalysis is without question one of the most effective tools available to the officer. Because most substance abusers do not admit their drug involvement, especially when there can be legal ramifications, urinalysis is the most effective method of determining drug usage. Urinalysis offers the most inexpensive and least intrusive method for identifying illegal drug use today.

history of substance abuse, treatment failures, and an inability to stay substance and criminal activity free. The candidate for Secure Drug Treatment is similar to the candidate for Non-secure Treatment in substance abuse and criminal activity patterns. The difference lies in the greater degree of involvement in this lifestyle, the extent of the developed progression, the chronicity of the repeated episodes of anti-social behaviors despite interventions, the patterns of repeated relapses, treatment failures, apparent inability to learn from consequences which usually include periods of incarceration and an extensive

Statewide Drug Tests Over Six Years



AWARDS

Employees of the Year

Sandra Goshorn,
Central Florida
Reception Center

A 10-year veteran of the department, Goshorn is a Correctional Sentence Senior Specialist who supervises over 36 employees in the records section of the classification department at CFRC. She has been instrumental in computerizing the reception/classification process (C.A.R.P.) at both CFRC and North Florida Reception Center, and was appointed to the Court Ordered Payment System (COPS) task force because of her expertise, dependability and enthusiasm.



Fred Roesel,
Central Office

Roesel, who has been with the department for 17 years, won both as Central Office Employee of the Year and tied as Employee of the Year. He began as a correctional officer at Zephyrhills C.I. in 1977 and was promoted to head of Classification in Tallahassee in 1991. Roesel is probably as recognizable in the field as he is in Central Office because of his well-received training on the Computer Assisted Reception Process (CARP), which he helped design and pilot test. He is largely responsible for the recent upgrades and improvements associated with the classification process, including innovations in classification computer systems and technology.



Correctional Probation Officer of the Year

Gerald Kennedy,
Daytona Beach North
P&P Office

Kennedy, who has been employed by the department since 1987, has been instrumental in creating policy associated with high profile sex offenders within the Seventh Circuit. He has completed the Florida Sex Crimes Investigative Seminar and FBI sex crimes training; coordinated the Florida Sexual Predator Act and DNA procedures with the Florida Department of Law Enforcement and Volusia County Sheriff's Office; established and monitored circuit sex offender rosters; and represented Probation and Parole on the Seventh Circuit Sex Crimes Intelligence unit. He also serves as a volunteer with the Volusia County Sheriff's Office for special events.



Correctional Officer of the Year

Tyrone Walden,
Sumter Correctional
Institution

Walden, a 27-year department employee, is a correctional officer lieutenant at Sumter C.I. Walden's organizational skills have earned him a reputation for professionalism and have made him a sought-after member of numerous committees. He has been essential in establishing a positive relationship between his institution and the local community, undoubtedly bolstered by his volunteer service in organizations including the Fire Department, Little League and the Boy Scouts.




SUPPORT SERVICES

Legal Services

General Counsel Lou Vargas
(904) 488-2326 SC 278-2326

Areas of responsibility:

- General legal advice
- Litigation, state and federal court
- Administrative Procedures Act (APA) rule promulgation work
- Contracts - competitive bidding, and commercial law
- Legislative drafting and analysis
- Sentence structure, gaintime and early release law



- Personnel - labor law
- Training

Accomplishments:

- Establishment of a new computerized statewide system for the distribution and posting of rules which allows easier monitoring for compliance with Chapter 120 Florida Statutes.
- Implementation of a new, more flexible bid evaluation process.
- Statewide training of appropriate staff in the following areas: The Americans with Disabilities Act, Religious Freedom Restoration Act of 1993, Workers Compensation law, and the Family Medical Leave Act.

Health Services

Asst. Secretary Dr. Charles Mathews
(904) 922-6645 SC 292-6645

Areas of responsibility:

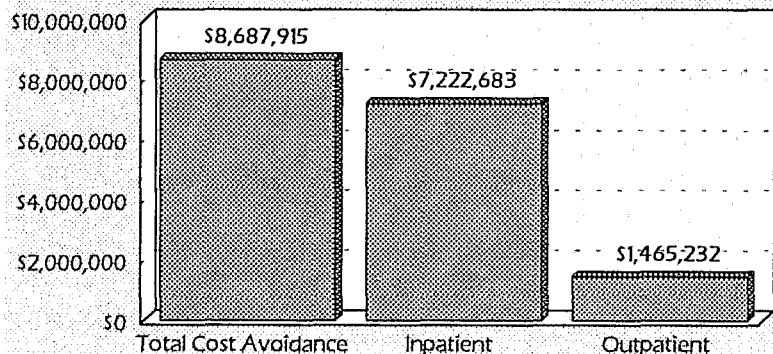
- Inmate Health Care
- Medical
- Dental
- Mental Health
- Nursing
- Quality Management, Environmental Health and Health Administration
- Health-related Reports and Statistics
- Health-related Inmate Grievances
- Inmate Health Education
- Corrective Action Plans

Accomplishments:

- Saved over \$8.6 million through inpatient and outpatient hospital contracts.
- Consolidated pharmacy services (Region I Pilot shows consolidation will save money).

- Decreased hospitalization days from 188.2 to 186.3 per 1,000 inmates monthly.
- Improved the quality of Health Services' local area network (LAN) system through Correctional Quality Managerial Leadership techniques.
- Provided over 2.9 million health care visits to more than 88,000 inmates (entering and leaving prison) during the year.
- Improved the Monthly Workload and Utilization Report (MWUR) to create a more useful tool for decision-making.
- Established linkages with communities where inmates return after serving their sentences.

Cost Avoidance for FY 1993-94 Through Six Hospital Contracts



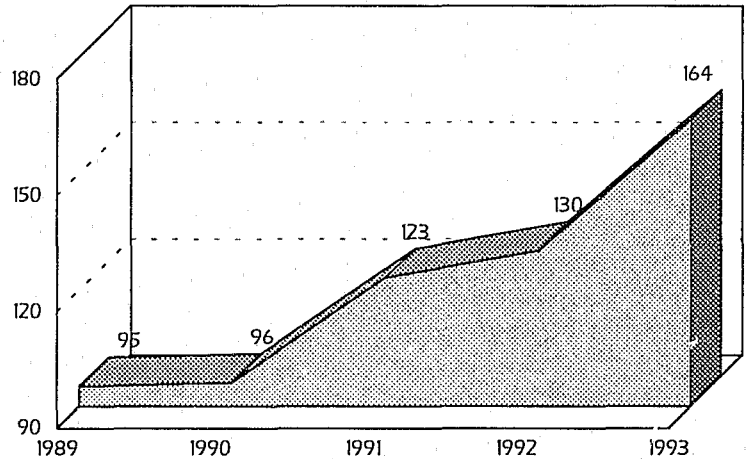
SUPPORT SERVICES

Prison Fatalities

Facts about AIDS in Prison

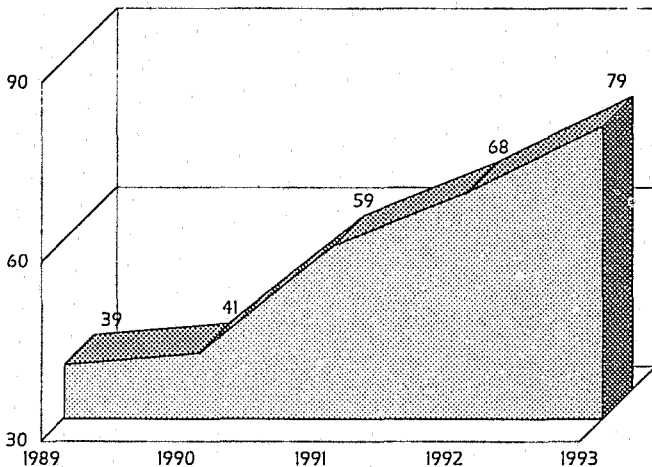
- Inmates may be tested for HIV at their request, or if they have been involved in an incident involving the exchange of body fluids.
- Inmates who are HIV positive or who have AIDS are not housed separately from other inmates.
- Inmates do have access to AZT and other drugs to combat their illness.
- Inmates could receive medical clemency under certain circumstances, and if their families agree to care for them upon release.

Total Deaths* in Prison 1989-1993

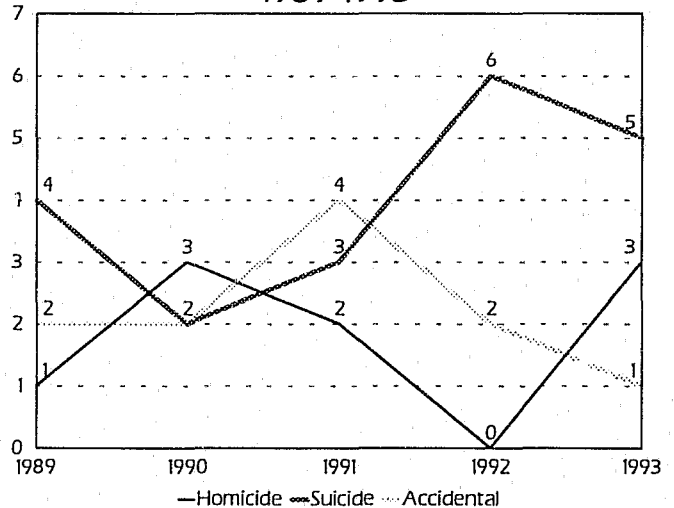


* These figures represent inmate deaths at major institutions and under DC care only.

AIDS Deaths 1989-1993



Unnatural Deaths 1989-1993




Information Services

Administrator Eugene Morris
(904) 488-0420 SC 278-0420

Areas of responsibility:

- Information requests from state and national media, the general public, legislators and educators
- Media training for institutional and facility staff



- Public education about the department's mission, goals and policies
- News releases, slide shows, information manuals, fact sheets, newsletters
- Special events programming, such as news conferences and ground breakings
- Media escort during executions

SUPPORT SERVICES

Management Information Systems

Chief Earl Kellow
(904) 488-6316 SC 278-6316

Areas of responsibility:

- All Information Technology Activities
- Major Equipment Purchases
- Develop Policies and Procedures
- Set Hardware and Software Standards
- Perform Applications Programming
- Provide Telecommunications Support

Accomplishments:

Outside Agency Access to Offender Data Base
Provide access to offender information for outside criminal justice agencies, including states attorneys, public defenders, courts, and local and federal agencies. Now includes sentencing guidelines scoresheets.

Cashless Canteen/Inmate Bank
Forty-two of the department's major institutions are now utilizing the department's point-of-sale and banking system. This system allows purchases from the institution canteens to be deducted directly from an inmate's account, thereby eliminating the need for cash in the institution population. Two sites per month will be brought on line until department-wide implementation is accomplished.

Computer Assisted Reception Process

Two of the department's five reception centers are now utilizing a new computerized system. The system is designed to track all the steps involved in determining the appropriate classification and placement for an inmate entering the prison system. Over 200 staff use the system at each site. Many of these staff had never used a computer terminal but after their initial training quickly become active and enthusiastic users.

SPURS Implementation

Acquired equipment and coordinated training for implementation of the Statewide Purchasing System (SPURS) at all department sites statewide — over 50 locations.

FDLE Interface

The bureau established a link to the Florida Department of Law Enforcement (FDLE) for the purpose of electronically transferring selected data for update to the criminal history files at FDLE. This is the beginning of an expanded effort by the department to work closely with all law enforcement agencies by providing data from our Offender Based Information System on a timely basis. Future work will include the transfer of all offenders names and DC numbers to enable a quicker matching facility between agencies.

Court Ordered Payment System

Completed implementation of the Court Ordered Payment System at 164 probation and parole offices statewide. This system collects nearly \$50 million annually in cost of supervision payments, victim restitution, court costs and other court-ordered payments.

Accreditation

Executive Assistant Winn F. Peebles
(904) 488-7480 SC 278-7480

The department achieved accreditation by the Commission on Accreditation for Corrections at 26 institutions and 14 community correctional centers during FY 1993-94.


The department's accelerated accreditation schedule has set a national record with 213 accredited programs in just 24 months. Florida now has more accredited facilities than any state correctional system in the nation.

Accredited Institutions 43

Accredited Community Correctional Centers . 23

(In addition, eight community correctional centers have successfully passed their audits and will receive formal accreditation in January 1995.)

Accredited Probation and Parole Regions . All 5



SUPPORT SERVICES

Sentencing Guidelines

Director Harry Dodd
(904) 487-2165 SC 277-2165

Guidelines for judicial sentencing of offenders were first implemented in Florida in October 1983. Beginning on January 1, 1994, a new sentencing guidelines system mandated in Florida Statute 921 became effective. Designed chiefly to increase the prison time served by violent offenders, the new system entails a shift of several organizational and administrative functions from the Florida Supreme Court to the Department of Corrections. Even without specific legislative funding, the department has made major strides in fulfilling its new responsibilities.

During the summer of 1993, the department developed a revised guidelines scoresheet and submitted it to the Sentencing Commission for approval. The approved scoresheet was printed by the department at a cost exceeding \$46,000. Approximately 127,000 scoresheets have been printed and made available to Clerks of the Circuit Courts, State Attorneys, and Probation and Parole Services field staff. Several supplementary manuals have also been produced, printed, and distributed by the department.

Using an Innovations Incentive Grant of \$35,000, the department contracted for development of a computer system to automate scoresheet preparation and allow for storage and retrieval of offender information. The resulting software, Sentencing Analysis and Guidelines Entry Systems (SAGES), is currently on-line in the department's mainframe computer, with terminal availability to Probation and Parole field staff and a growing number of State Attorneys.

To acquaint field staff with the new guidelines and prepare them to use the SAGES software, the Probation and Parole Services Program Office, with assistance from the Bureau of Planning, Research and Statistics, has conducted 30 training sessions throughout Florida. Approximately 400 Probation and Parole Services staff have been instructed on sentencing guidelines scoresheet completion and/or the SAGES program. Currently, the Probation and Parole Program Office is providing instruction to participating State Attorneys and Public Defenders throughout the state on the use of the SAGES system.

Under the new guidelines, Probation and Parole Services staff are jointly responsible with State Attorneys for completing scoresheets on all convicted felons. Clerks of the Court in each judicial circuit are charged with transmitting scoresheets to the Department of Corrections on a monthly basis, where the Bureau of Planning, Research and Statistics performs any necessary editing, coding, correction, and entry into the SAGES system in preparation for development of analysis and reports.

By statute, the Department of Corrections is required to report to the Sentencing Guidelines Commission by October 1 of each year on the compliance rate of each judicial circuit in submitting scoresheets. Additionally, the department is expected to assist the Sentencing Guidelines Commission in examining the impact of various facets of guidelines-based sentencing on incarceration rates and prison population levels.

In April 1994, the Bureau of Planning, Research and Statistics began publishing a monthly report which tracks compliance of the circuits in submitting scoresheets. As of June 30, 1994, nearly 5,000 scoresheets had been entered into the department's database. To assist circuits in identifying offenders missing scoresheets, the bureau has developed circuit-specific lists to accompany the monthly monitoring report indicating which of the offenders admitted to the department do not have a completed scoresheet.

For more information on Sentencing Guidelines training, policy and procedures, call Joanne Leznoff at (904) 487-2165 or SunCom 277-2165. For information on Sentencing Guidelines data collection, entry and analysis, call Kriss Hensley at (904) 487-1776 or SC 278-1776.



(L to R) Joanne Leznoff, Harry Dodd and Kriss Hensley, Sentencing Guidelines Coordinators for the Department of Corrections.

SUPPORT SERVICES

Planning, Research and Statistics

Chief Bill Bales, Ph.D.
(904) 488-1801 SC 278-1801

Areas of responsibility:

- Grant Writing
- Legislative Analysis
- Agency Strategic Plan
- Inmate admissions, releases and population reports
- Supervision admissions, releases and population reports
- Public requests for statistical information
- Research Proposals
- Program Evaluation
- Annual Report
- Ad hoc reports (Ex: Escapes, Disciplinary Reports, Substance Abuse Treatment)

Accomplishments:

- Won 1993 Davis Productivity Award for creating a computer data base that can be accessed easily and provides more timely, accurate information.
- Wrote and designed "Making Prisoners Serve Their Time," which became a vital tool for policy makers and the public in understanding the need for more prison beds.
- Won an Award of Distinction from the Florida Public Relations Society for FY 1992-93 Annual Report.

Available Reports:

Annual:

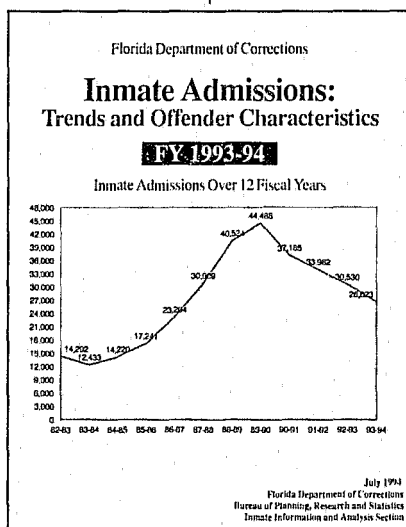
- Agency Strategic Plan 1994-1998
- Florida Department of Corrections Annual Report
- Felony Offense Coding Manual
- Inmate Admissions: Trends and Offender Char-

acteristics

- Prison Releases: Fiscal Year Report
- Annual Agency Strategic Plan Progress Assessment
- Florida's Community Supervision Offender Trends

Quarterly:

- Florida's Community Supervision Population Trends
- Offenders Released from Non-secure Drug Treatment Programs: An examination of Program Outcomes and Recommitments to Prison and Supervision
- Time Served in Prison
- Substance Abuse Treatment Programs
- Summary of Grievances, Complaints/Incidents and Correspondence Reported to the Office of the Inspector General



Monthly:

- Inmate Escape Report
- Complaints/Incidents reported to the Office of the Inspector General
- Florida's Sentencing Guidelines: A Report on Scoresheet Submissions
- Monthly Management Report
- Monthly Supervision Population Movements
- Monthly Population Movements - Community Supervision Population
- Monthly Status Report: Florida's Community Supervision Population
- Non-Secure Drug Treatment Program
- Secure Drug Treatment Program

Special Reports From Fiscal Year 1993-94:

- Data Entry in Probation and Parole Services (June 1994)
- Florida's Probation Classification System (August 1993)

SUPPORT SERVICES

- Making Prisoners Serve Their Time: Increasing Percentage of Sentence Served (January 1994)
- Substance Abuse Program Data Management System (SAPDMS) (December 1993)
- Florida Inmate Grievance Procedures: An Analysis of Past Trends and Forecasted Growth (September 1993)

Operations

Deputy Ass't Secretary Jerry Vaughan
(904) 488-8181 SC 278-8181

Areas of responsibility:

- Coordinate department policy with Regional Directors
- Monitor department operations between regions
- Monitor all reportable incidents within department
- Recommend corrective action on security/public safety issues
- Serve as coordinator for department emergency responsibilities
- Conduct training on specialized topics as requested
- Monitor bed space

- Serve as resource for Regional Directors
- Provide policy input on key issues
- Provide security input on future construction
- Monitor compliance with policy, rules, statutes and courts

Accomplishments:

- Implemented an organizational restructure by moving more authority to the regional level
- Successfully complied with legal requirements of the USA vs. Department of Corrections discrimination case.
- Successfully defended the department's protective management program
- Continued to enhance security perimeters at key facilities
- Maintained stable operations with no significant disruptions, despite rapid expansion

Florida Council on Crime and Delinquency

Executive Director Roy Smith
(904) 694-7726

What is FCCD?

The Florida Council on Crime and Delinquency (FCCD) is a service and social organization dedicated to training criminal justice practitioners and fostering professional contacts. Its membership of approximately 2,500 includes employees of the Department of Corrections, the Department of Health and Rehabilitative Services, the Parole Commission, the Florida Department of Law Enforcement, various judicial circuits and other law enforcement agencies.

Who can join FCCD?

Membership is open to all criminal justice professionals and all interested citizens who support the goals and objectives of FCCD. Dues are \$15.00 an-

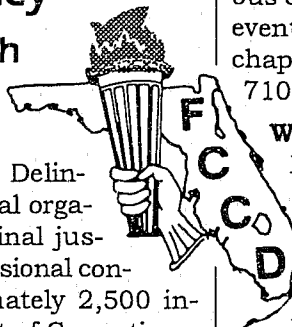
nually, which entitles you to a quarterly newsletter to keep you informed of State Board activities, various chapter activities, legislative action, and current events. It also allows you to join one of the 30 local chapters statewide. Write Roy Smith, Jr., at P.O. Box 71037, Ocala, FL 34471 for more information.

What do local FCCD Chapters do?

Local chapters meet regularly and offer training and seminars recommended by the membership. Local meetings offer an opportunity to meet with colleagues and to discuss developments in their respective criminal justice arenas. Each chapter produces a quarterly newsletter and monthly bulletins concerning upcoming FCCD activities.

What services does FCCD provide to the community?

Local chapters collect money through dues and fundraising events, and donate a large part of it to local charities. During the holidays, members donate time, money, food and clothing to needy families in their local areas.



SUPPORT SERVICES

Office of Inspector General

Inspector General David Smith
(904) 488-9265 SC 278-9265

Areas of responsibility:

- Criminal Investigations
- Internal Affairs investigations
- State Facility Investigations (state prisons)
- Inspections and Intelligence (county and municipal facilities/jails)
- Inmate Grievance Appeals
- David Smith served as chairman of the Governor's Council on Integrity and Efficiency in FY 1993-94; as well as a member of the Violent Crime Council as provided for in the Florida Violent Crime Act of 1993.
- **The Bureau of State Facility Investigations** initiated "solvability" factors, which enable investigators to concentrate on investigations that have a higher probability of generating findings that can be useful to state attorneys and management.
 - 11,445 incidents reported during the fiscal year to State Facility Investigations
 - 3,509 investigations assigned (2,068 to investigators from the I.G.'s office and 1,441 to the institutional inspectors and Correctional Probation Officers who assist the office on a case-by-case basis) and 3,148 completed (89.7%) as of June 17, 1994.

- 1,197 administrative cases assigned, 823 (68.7%) completed.
- 117 civil rights cases assigned during fiscal year, and 114 (97.4%) completed.
- Four whistleblower cases assigned and three (75%) completed.
- 750 criminal investigations statewide were referred for prosecution.
- **The Bureau of Inspections and Intelligence** (formerly the Bureau of County and Municipal Facilities) inspects all county jails and municipal facilities and investigates unusual incidents in those facilities, such as inmate deaths.
 - Conducted 568 inspections and 543 investigations in FY 1993-94
 - Established a permanent Jail Standards Committee, with input from local sheriffs and county commissioners.
 - Created a Contraband Interdiction Unit, with the cooperation of the Florida Highway Patrol Drug Unit, to stop the introduction of contraband into state prisons. The Unit had conducted operations at one fourth of all DC institutions as of June 1994.
 - Created a Security Threat Group Program which will locate and identify gang members in prison and under supervision.
- **The Bureau of Inmate Grievance Appeals** provides a central clearinghouse for inmate grievance appeals. The DC's grievance process was one of the first 10 certified by the U.S. Department of Justice. This will save Florida taxpayers money because with a certified grievance process, an inmate must first exhaust all his administrative remedies (grievance appeals) before filing a lawsuit. Often, problems can be worked out during this process, thereby eliminating the need for a lawsuit.
 - Inmate Grievance Appeals staff processed 16,512 grievances in FY 1993-94, which represents a 64% increase over the previous year. Projections for the next two fiscal years are 23,398 grievances in FY 1994-95, and 31,109 in FY 1995-96.

INVESTIGATIONS BY REGION

(FY 1990-91 to FY 1993-94)

Region	IG's Inspectors	Institutional Inspectors	P&P Inspectors	Total
I	380	401	4	785
II	806	402	0	1,208
III	220	175	40	435
IV	247	114	9	370
V	415	268	28	711
TOTAL	2,068	1,360	81	3,509

RELEASE PROGRAMS

Population Control and the End of Early Release

Chief Bill Bales, Ph.D.
(904) 488-1801 SC 278-1801

By law, Florida's prison population cannot exceed a specified number of inmates. This policy resulted from the Costello agreement designed to prevent overcrowding in the prison system. In February 1987, the Florida legislature passed legislation to release inmates early to avoid violating the Costello agreement. The table below reflects the proportion of prison releases which involved a reduction in prison sentences to avoid violating the Costello agreement and state law from 1987 to 1993. In 1988, more than nine of every 10 (91.1%) inmates released were released early under statutory authority.

NUMBER OF INMATES RELEASED EARLY*

FY	Early Release	Non-Early Release
1987-88	24,600 (89.0%)	3,025 (11.0%)
1988-89	30,131 (90.7%)	3,077 (9.3%)
1989-90	33,261 (89.0%)	4,123 (11.0%)
1990-91	27,278 (84.7%)	4,924 (15.3%)
1991-92	25,430 (78.0%)	7,169 (22.0%)
1992-93	19,518 (68.8%)	8,860 (31.2%)
1993-94	14,580 (56.3%)	11,293 (43.7%)

To expedite an end to early release, the Legislature has provided significant funding for new beds over the last two years, including 6,951 in FY 1993-94 and 17,033 (including privatized prisons) in 1994-95. With this increase in bed space, along with the following factors, it is now anticipated that early release will end by January 1995.

The end to early release is becoming a reality sooner than expected because:

- Inmate admissions have declined over the last few years, and have in effect flattened out to around 2,000 admissions a month.
- The 1994 legislature increased the control release bed capacity from 99 percent to 100 percent, adding over 550 beds to the department's useable lawful capacity.
- Accelerated prison construction - The department has been able to advance by one to four months the completion dates of almost 5,500 new prison beds. This is due to utilizing pre-cast technology; incorporating incentive clauses in construction contracts; utilizing 1993-94 planning funds to begin early site preparation and adaptations; and, lastly, there have been no bid protests.
- Diversionary programs - The significant increase in the funding of community diversionary programs such as drug treatment over the last several years is now having an impact on prison admissions.

It should be noted that these projections are based on the assumption that current sentencing practices will continue and not be changed by the judiciary or the legislature. This also assumes that privatization facilities will meet their schedule.

Finally, a major requirement to eliminating early release by January 1995 is that \$13.1 million in operating dollars is needed to phase in 5,500 prison beds earlier than currently funded by the 1994 appropriations act. These beds are required to ensure that early release is not required again once eliminated.

* *Early Release Mechanisms include Administrative Gaintime (February 1987-June 1988), Provisional Credits (July 1988-January 1991) and Control Release (November 1990-Present).*

Parole Commission

Chairman Judith A. Wolson
(904) 487-1978 SC 277-1978

The Florida Parole Commission, under the direction of Chairman Judith A. Wolson, is a seven-member board appointed by the governor and cabinet and confirmed by the Senate. The Commission, which also serves as the Control Release Authority, was created in 1941.

Areas of responsibility:

- Release
 - Parole
 - Control Release
 - Emergency Control Release
 - Conditional Release
 - Conditional Medical Release

RELEASE PROGRAMS

- **Clemency** (Investigative branch for the governor and Cabinet when functioning as the Board of Executive Clemency)

- Full pardon cases
- Conditional pardons
- Commutation of sentences
- Remission of fines and forfeitures
- Specific Authority to own, possess or use a firearm
- Restoration of civil rights in Florida
- Capital punishment investigations
- Review of Battered Women's Syndrome cases
- Review of Illegal Alien cases



Judy Wolson

- **Revocations**

- Issue warrants for violation of release
- Process revocation hearings for Commissioners
- Enter such orders as the Commission directs

Accomplishments:

- The Legislature removed the Parole Commission from Sunset Review beginning July 1, 1993, which was provided for in Chapter 83-131, Florida Statutes.
- Agency general revenue assumed all funding for Victim Services, which was previously federally funded in part.
- Budgeted \$850,000 for automation.
- The Chairman was appointed by the governor and Cabinet for the first time in the history of the Parole Commission.

Gaintime

Chief Bobbie Glover
(904) 487-1986 SC 277-1986

"Gaintime" is a tool the department uses to encourage satisfactory inmate behavior. Awards of gaintime are made according to statutory eligibility and the inmate's own behavior while in custody. It amounts to "time off" for good behavior. Gaintime has been in existence in Florida since 1889. It is awarded by the department, and can be forfeited for escape, violations of department rules or violation of supervision programs. Basic and Incentive gaintime are the most common types of gaintime awarded.

Basic Gaintime (F.S. 944.275) was eliminated as part of the Safe Streets Act passed by the 1992-93 Legislature. It eliminates basic gaintime for all inmates who committed crimes on or after January 1, 1994, and are subsequently committed to the department. Previously, inmates sentenced for offenses committed after July 1, 1978 received 10 days of basic gaintime for each month of sentence imposed on them. Inmates serving life or certain minimum mandatory sentences are not eligible, regardless of their offense date.

Incentive Gaintime (F.S. 944.275(4)(b)) is awarded

to inmates for adjustment, work and participation in programs. The awards are made on a monthly basis as earned (unless prohibited by law), and the amount of the award varies in relation to the inmate's rated performance and adjustment. Inmates who committed crimes on or after January 1, 1994 may earn up to 25 days of incentive gaintime per month, if the crime of conviction falls within levels 1 through 7 of the revised sentencing guidelines. If the crime of conviction falls within levels 8 to 10, or the crime was committed after 1983 but before January 1, 1994, the inmate is only eligible for up to 20 days per month of incentive gaintime.

Meritorious Gaintime (F.S. 944.275(4)(c)) may be awarded to an inmate for an outstanding deed. The maximum award is 60 days.

Educational (Achievement) Gaintime (F.S. 944.275(4)(d)) may be awarded to an inmate who receives a General Education Development (GED) diploma or a certificate for completion of a vocational program. The inmate can receive a one-time award of 60 days.

Educational Gaintime (F.S. 944.275(2)(e)) may be awarded to an inmate who satisfactorily completes the Mandatory Literacy program, as determined by the institution's Education Program manager. It is a one-time award of six days.

RELEASE PROGRAMS

Illegal Inmate Aliens

Corr. Services Administrator Sylvia Williams
(904) 487-1918 SC 277-1918

On June 8, 1994, 113 illegal inmate aliens in Florida prisons were granted conditional clemency and will be deported. As of June 30, 1994, 28 had been deported. This initiative is under the authority of a Memorandum of Understanding between the governor and the Department of Justice, Immigration and Naturalization Service. The Florida Department of Corrections and the Florida Parole Commission were significant partners in this initiative. As of June 1994, the Department of Corrections had identified and reviewed over 500 inmate cases and submitted reports to the Commission. Following this, the Commission conducted clemency investigations and submitted recommendations to the Office of Executive Clemency. Illegal inmate aliens who are Control Release eligible or who have no history of violence were reviewed for the conditional clemency initiative.

The primary condition of the conditional clemency is that deported alien inmates remain outside of Florida and agree not to re-enter the state. Failure to abide by the conditions of the conditional clemency will result in reincarceration of the alien to complete the remainder of his/her sentence and any remedy imposed by the federal government.

ILLEGAL INMATE ALIENS

Illegal aliens (by country) granted clemency on June 8, 1994 for deportation:

• Bahamas	4
• British Virgin Islands	1
• Canada	1
• Colombia	60
• Dominican Republic	4
• Guatemala	1
• Guyana	1
• Haiti	6
• Honduras	2
• Jamaica	14
• Mexico	4
• Nicaragua	2
• Panama	3
• Peru	5
• Trinidad	2
• Venezuela	3
TOTAL	113

ADMISSION AND RELEASE SERVICES

Admission and Release

Chief Bobbie Glover
(904) 487-1986 SC 277-1986

Responsibilities:

- Track lawful prison capacity
- Release authority for incarcerated state inmates
- Accuracy of automated release date calculations
- Sentence structure guidelines
- Audit of prison commitments
- Legal sufficiency of commitment documents
- Victim assistance program
- Provide assistance to criminal justice officials
- Local, department, and outside agency training programs relating to inmate sentence data
- Maintenance of active and inactive commitment records
- Assist in operation of court ordered payment system
- Fugitive coordination
- Affidavits for court cases

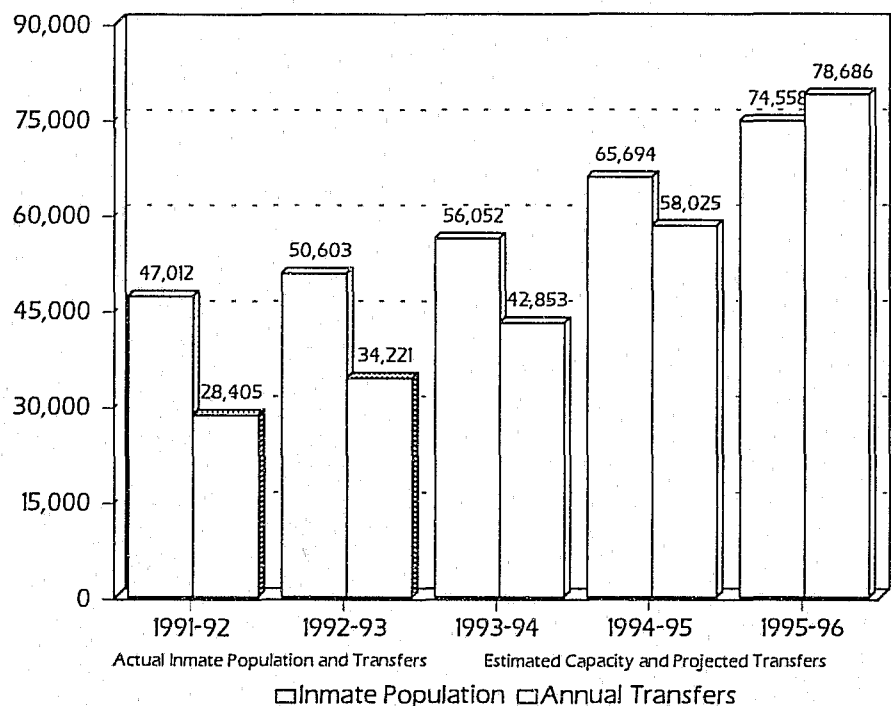


Bobbie Glover

- Developed, published, and distributed comprehensive reference manual for field staff relating to operational procedures established by Admission and Release.
- Refined basic guidelines for structuring sentences pursuant to Florida Supreme Court decision in *State v. Green* and conducted regional and statewide training sessions.
- Completed installation of office automation throughout the Bureau resulting in reclassification of one FTE which averted the need for an additional position.
- Designed, tested, and implemented new release date calculator program to accommodate changes required by 1994 Sentencing Guidelines.
- Assumed total responsibility for developing and conducting training for criminal justice agencies attaining access to offender information systems.

Actual and Projected Annual Transfers Between Institutions

FY 1991-92 to 1995-96



Accomplishments:

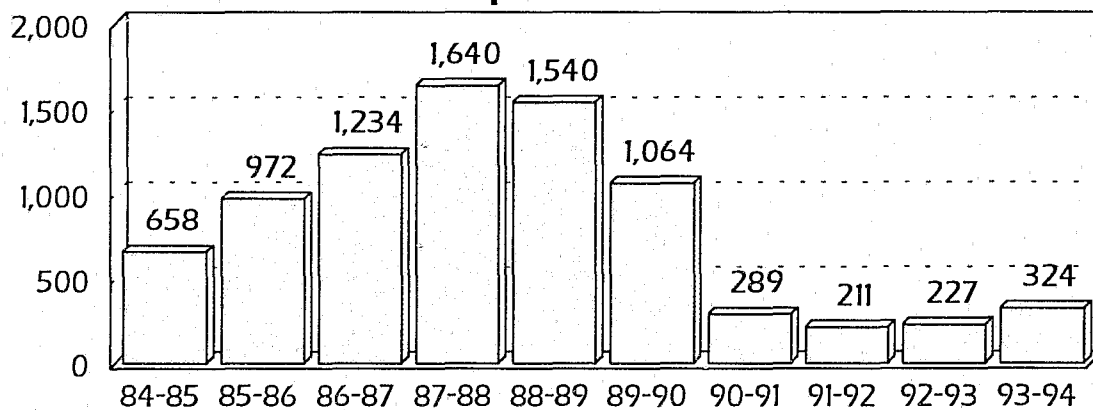
- Successful population management without a single violation of lawful capacity in spite of increases in inter-institution transfers and crisis management situations.

ESCAPES

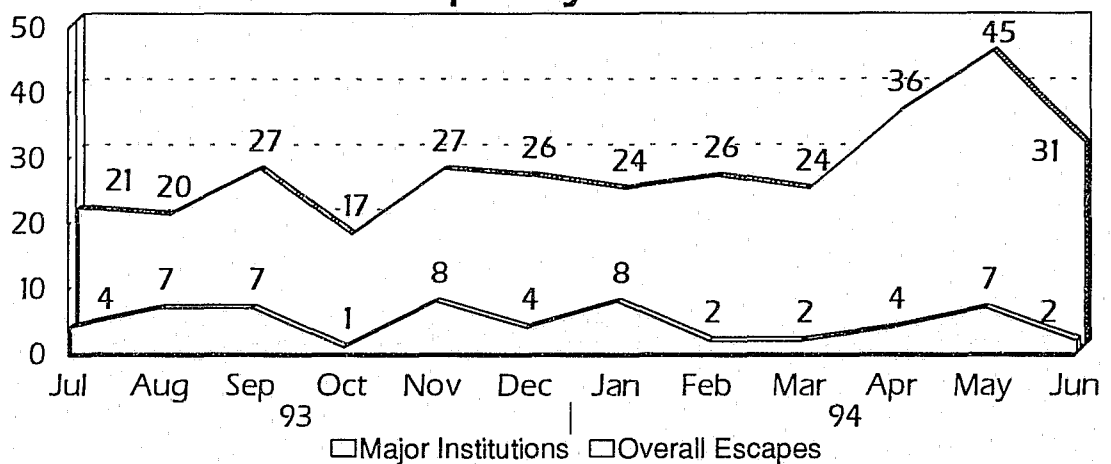
There were 324 escapes from all DC facilities during FY 1993-94. The majority (70.4%) were escapes from minimum custody facilities, such as work release centers. 82.7% have been recaptured, and about 40% were recaptured within 24 hours of their escape.

A total of 56 inmates escaped from major institutions during FY 1993-94. Forty-nine (87.5%) were recaptured. For a copy of the Florida Department of Corrections' monthly "Inmate Escape Report," call the Bureau of Planning, Research and Statistics at (904) 488-1801 or SunCom 278-1801.

Total Inmate Escapes Over 10 Fiscal Years



Escapes by Month



ESCAPES BY TYPE OF INSTITUTION

(FY 1993-94)

Type of Institution	Escapes by Facilities		Recaptures		Recaptures Within 24 Hrs.	
Major Institutions	56	17.3%	49	87.5%	31	63.3
Work Camps and Road Prisons	40	12.3%	35	87.5%	13	37.1
Community Correctional Centers and Drug Treatment Centers	228	70.4%	184	80.7%	83	45.1
TOTAL	324	100.0%	268		127	

CORRECTIONAL STATISTICS

In the pages that follow, statistical information is provided on offenders in the custody of, or supervised by, the Florida Department of Corrections. This information is organized in two main sections: Inmates and Offenders Under Community Supervision. Each section is then divided into three distinct populations: Admissions (from July 1, 1993 - June 30, 1994); Status Population (as of June 30, 1994); and Releases (from July 1, 1993 - June 30, 1994). The Inmate Status Population also includes a section on death row inmates.

The statistics reflect demographic characteristics as well as aspects of the offenders' criminal histories. It should be noted that some data are the result of self-reporting and are subject to validity problems.

Statistical information from previous reports is available upon request from the Bureau of Planning, Research and Statistics, 2601 Blair Stone Road, Tallahassee, Florida, 32399-2500, telephone (904) 488-1801 or SunCom 278-1801.

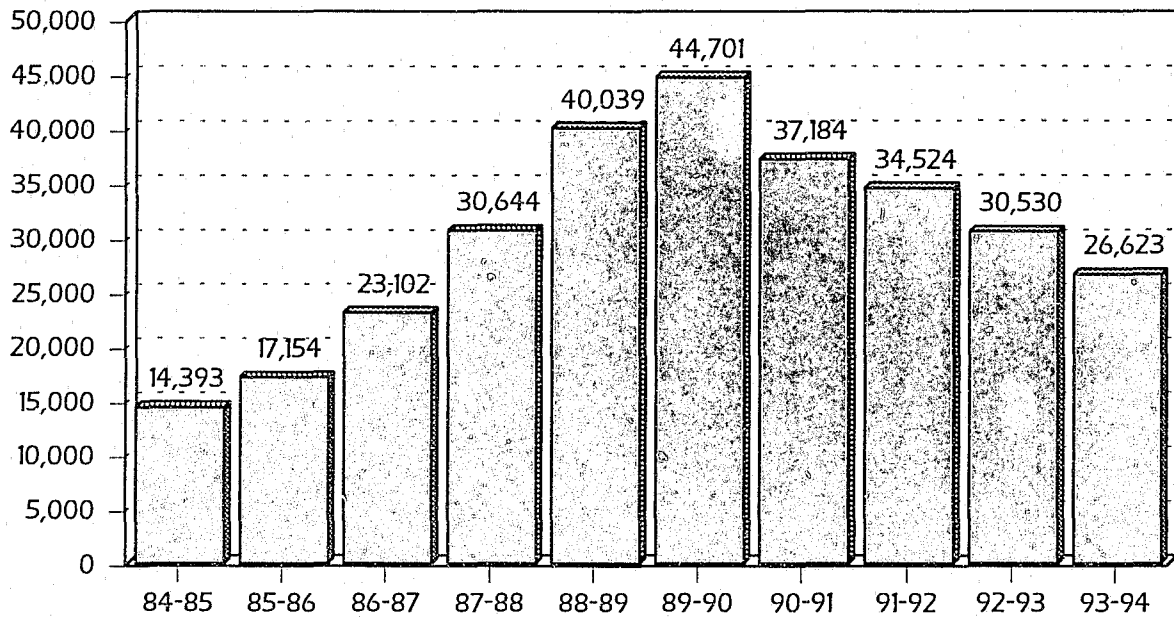


INMATE ADMISSIONS

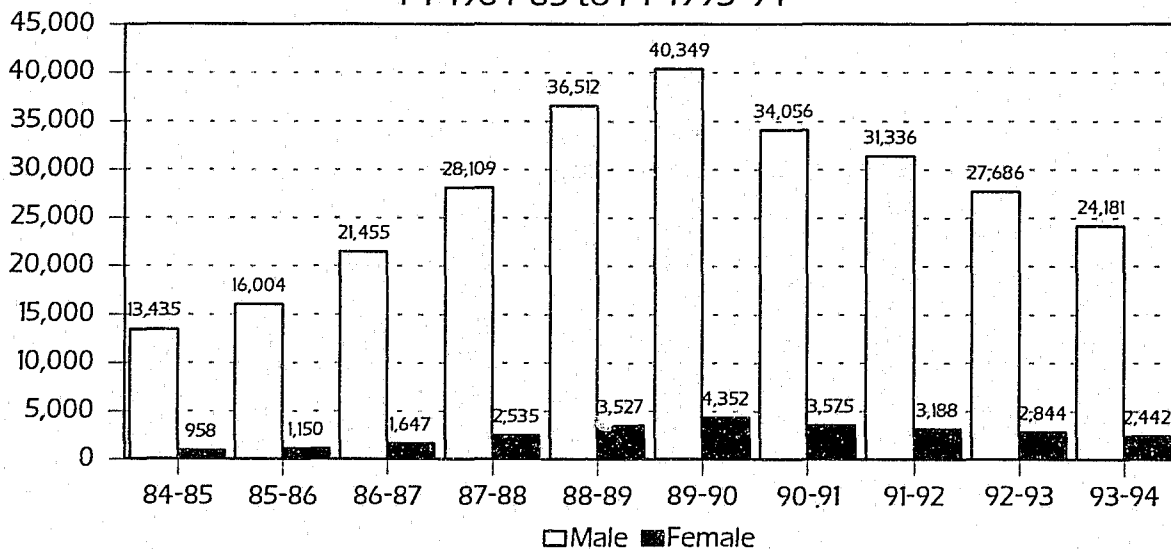
Inmate Admissions refers to the 26,623 inmates who entered the Florida prison system from July 1, 1993 to June 30, 1994. The following pages will detail the characteristics of these offenders.

Over the past ten years, inmate admissions to Florida's prison system have almost doubled, from 14,393 in FY 1984-85 to 26,623 in FY 1993-94. During the last four years, admissions have decreased steadily.

Inmate Admissions FY 1984-85 to FY 1993-94



Inmate Admissions by Gender FY 1984-85 to FY 1993-94



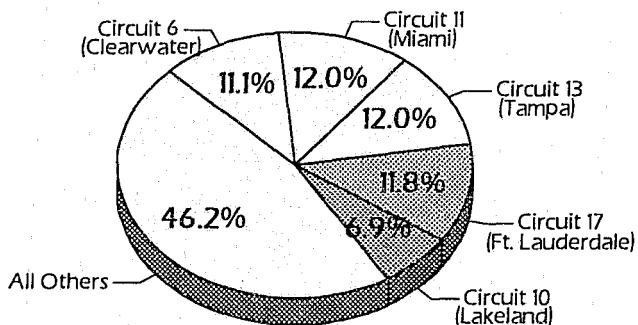
INMATE ADMISSIONS

General Characteristics of Prison Admissions

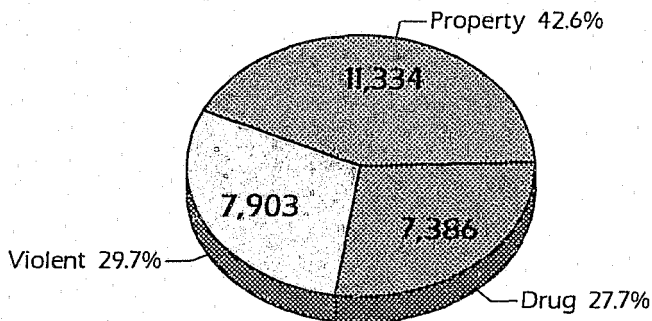
TOTAL ADMISSIONS	26,623	100.0%
Gender		
Male	24,181	90.8%
Female	2,442	9.2%
Race		
White	11,534	43.3%
Black	14,462	54.3%
Other	627	2.4%
Ethnicity		
Non Hispanic	25,147	94.5%
Hispanic	1,476	5.5%
Age		
17 & Under	1,053	4.0%
18-24	7,988	30.0%
25-34	10,398	39.1%
35-49	6,426	24.1%
50-59	606	2.3%
60+	150	0.6%
Average Age at Admission: 29.8 Years		

Average Sentence Length by Offense Type	
Violent	10.7 Years
Property	4.9 Years
Drug	4.2 Years
Average Sentence Length by Offense Category	
Murder/Manslaughter	21.9 Years
Sexual Offenses	13.6 Years
Robbery	8.8 Years
Violent Personal Offenses	5.5 Years
Burglary	5.7 Years
Theft/Forgery/Fraud	4.2 Years
Drug Offenses	4.2 Years
Weapons/Escape	4.1 Years
Other Offenses	4.1 Years

Judicial Circuits with Majority of Admissions



Prison Admissions by Offense Type



Top 5 Counties of Admission

Broward	3,140	11.8%
Hillsborough	3,193	12.0%
Dade	3,184	12.0%
Pinellas	2,385	9.0%
Orange	1,670	6.3%
All Other Counties	13,051	49.0%
Prior DC Prison Commitments		
0	13,188	49.5%
1	6,083	22.8%
2	3,554	13.3%
3	2,003	7.5%
4+	1,795	6.7%

INMATE ADMISSIONS

PRISON ADMISSIONS/INTAKES*

(FY 1993-94)

ADMISSIONS	7/93	8/93	9/93	10/93	11/93	12/93	1/94	2/94	3/94	4/94	5/94	6/94	Total
New Court Commitments	2,002	2,017	2,068	2,131	1,936	1,939	1,742	1,642	2,270	1,848	1,831	1,955	23,381
Control Release Violations	173	174	191	194	181	189	127	157	231	199	210	168	2,194
Provisional Release Violations	0	0	1	0	2	1	0	0	0	1	1	0	6
Conditional Release Violations	13	14	11	15	15	14	9	15	21	19	20	22	188
Parole Violations	3	3	1	0	1	1	3	1	4	0	1	0	18
Interstate Compacts	3	0	1	0	1	1	0	4	2	1	2	1	16
Escapee Returns	3	3	3	5	4	3	4	5	7	5	1	6	49
Returns from Court	54	76	61	67	66	81	35	47	83	60	66	75	771
Admissions Sub-Total	2,251	2,287	2,337	2,412	2,206	2,229	1,920	1,871	2,618	2,133	2,132	2,227	26,623

INTAKES	7/93	8/93	9/93	10/93	11/93	12/93	1/94	2/94	3/94	4/94	5/94	6/94	Total
Control Release -- Violations	266	282	306	280	293	297	279	281	362	319	411	364	3,740
Provisional Releases -- Technical	4	1	2	2	2	2	3	0	2	1	1	0	20
Conditional Releases -- Technical	40	51	51	43	40	48	36	45	73	45	74	81	627
Parole Violations -- Technical	7	14	12	14	8	13	6	9	13	8	12	6	122
Supervised Community Release -- Technical	0	0	1	0	0	0	1	2	2	1	0	1	8
Escapee Returns	14	18	14	26	12	17	13	26	23	20	39	20	242
Other Returns	489	464	507	502	456	449	400	422	529	485	542	470	5,715
Intakes Sub-Total	820	830	893	867	811	826	738	785	1,004	879	1,079	942	10,474
TOTAL ADMISSIONS/INTAKES	3,071	3,117	3,230	3,279	3,017	3,055	2,658	2,656	3,622	3,012	3,211	3,169	37,097

* Admissions include only offenders who received a new sentence by Florida courts. Intakes include any receipt in which a new sentence did not occur.

INMATE ADMISSIONS

COUNTY OF COMMITMENT (INMATE ADMISSIONS FOR FY 1993-94)

County	White Males	White Females	Black Males	Black Females	Other Males	Total	Percent
Alachua	74	4	207	31	3	319	1.2
Baker	18	0	15	0	0	33	0.1
Bay	316	30	222	24	5	597	2.2
Bradford	8	2	17	1	1	29	0.1
Brevard	301	42	317	40	4	704	2.6
Broward	1,061	131	1,759	167	22	3,140	11.8
Calhoun	11	2	13	1	0	27	0.1
Charlotte	90	8	29	6	2	135	0.5
Citrus	55	4	6	0	0	65	0.2
Clay	41	1	22	3	1	68	0.3
Collier	120	20	72	4	4	220	0.8
Columbia	88	7	113	16	1	225	0.8
Dade	1,009	58	1,812	129	176	3,184	12.0
DeSoto	23	3	39	8	3	76	0.3
Dixie	14	0	8	0	0	22	0.1
Duval	223	23	423	26	1	696	2.6
Escambia	245	30	326	47	6	654	2.5
Flagler	11	2	9	4	1	27	0.1
Franklin	9	1	11	0	0	21	0.1
Gadsden	21	1	124	6	3	155	0.6
Gilchrist	9	1	1	0	0	11	0.0
Glades	7	0	3	0	1	11	0.0
Gulf	4	1	16	4	0	25	0.1
Hamilton	5	0	22	0	0	27	0.1
Hardee	27	5	28	4	8	72	0.3
Hendry	16	3	13	2	4	38	0.1
Hernando	74	9	63	10	4	160	0.6
Highlands	67	5	69	5	5	151	0.6
Hillsborough	1,194	152	1,546	197	104	3,193	12.0
Holmes	13	0	1	0	0	14	0.1
Indian River	78	7	91	12	1	189	0.7
Jackson	55	3	97	2	4	161	0.6
Jefferson	5	0	22	0	0	27	0.1
Lafayette	7	0	4	1	0	12	0.0
Lake	119	12	176	22	5	334	1.3

continued on next page

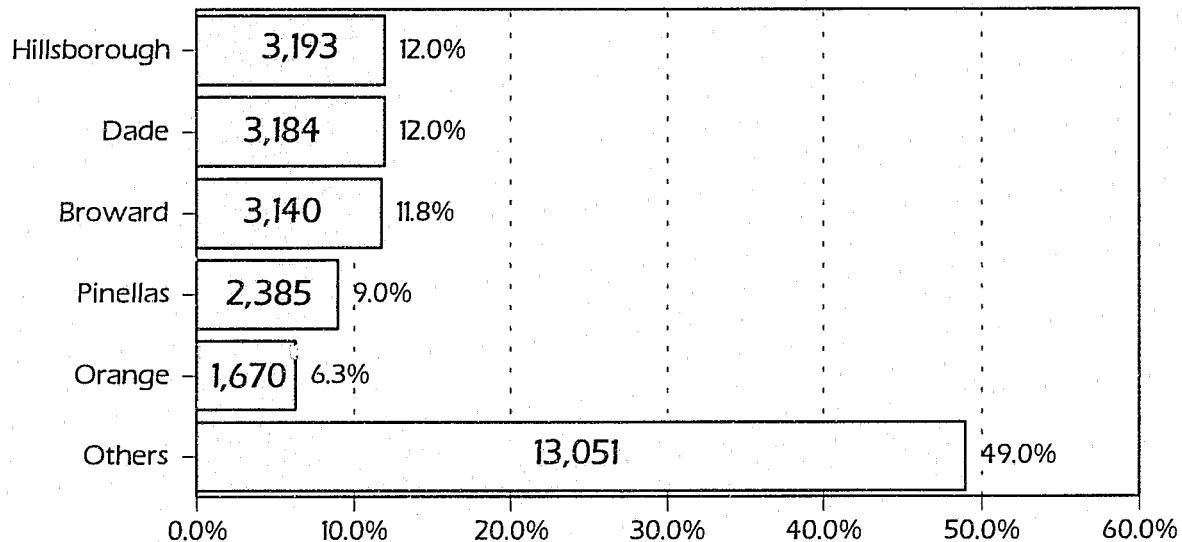
INMATE ADMISSIONS

COUNTY OF COMMITMENT (cont'd) (INMATE ADMISSIONS FOR FY 1993-94)

County	White Males	White Females	Black Males	Black Females	Other Males	Total	Percent
Lee	139	13	142	21	17	332	1.2
Leon	93	13	339	25	1	471	1.8
Levy	15	1	9	2	0	27	0.1
Liberty	9	0	7	0	0	16	0.1
Madison	12	0	43	3	0	58	0.2
Manatee	113	11	123	10	8	265	1.0
Marion	197	15	219	24	7	462	1.7
Martin	68	9	65	5	3	150	0.6
Monroe	189	22	79	12	6	308	1.2
Nassau	15	1	29	2	0	47	0.2
Okaloosa	78	10	80	10	3	181	0.7
Okeechobee	41	8	32	0	4	85	0.3
Orange	540	53	907	92	78	1,670	6.3
Osceola	77	6	41	3	7	134	0.5
Palm Beach	279	25	392	22	8	726	2.7
Pasco	444	30	79	14	11	578	2.2
Pinellas	1,068	113	1,001	167	36	2,385	9.0
Polk	730	82	698	87	28	1,625	6.1
Putnam	44	5	59	5	0	113	0.4
St. Johns	62	9	63	5	2	141	0.5
St. Lucie	109	8	227	16	7	367	1.4
Santa Rosa	65	3	11	0	0	79	0.3
Sarasota	108	9	88	15	8	228	0.9
Seminole	121	6	138	11	15	291	1.1
Sumter	13	4	34	4	0	55	0.2
Suwannee	19	0	44	5	1	69	0.3
Taylor	20	2	36	6	0	64	0.2
Union	4	0	6	1	0	11	0.0
Volusia	317	30	358	37	5	747	2.8
Wakulla	16	3	8	0	1	28	0.1
Walton	13	0	10	0	0	23	0.1
Washington	19	2	13	2	0	36	0.1
Other State	17	3	7	1	1	29	0.1
TOTAL	10,472	1,063	13,083	1,379	626	26,623	100.0

INMATE ADMISSIONS

Major Contributing Counties (Inmate Admissions for FY 1993-94)



SENTENCE LENGTH OF CURRENT COMMITMENT (INMATE ADMISSIONS FOR FY 1993-94)

Category	White Males	White Females	Black Males	Black Females	Other Males	Total	Percent	Cumulative Percent
1 Year or Less	14	1	24	4	0	43	0.2	0.2
GT 1, LE 2 Yrs.*	1,859	275	2,424	364	116	5,038	18.9	19.1
GT 2, LE 3 Yrs.	2,133	265	2,668	363	103	5,532	20.8	39.9
GT 3, LE 4 Yrs.	1,568	171	1,880	222	81	3,923	14.7	54.6
GT 4, LE 5 Yrs.	1,725	146	2,013	236	104	4,225	15.9	70.5
GT 5, LE 6 Yrs.	471	43	767	43	35	1,359	5.1	75.6
GT 6, LE 7 Yrs.	446	40	612	46	29	1,173	4.4	80.0
GT 7, LE 8 Yrs.	195	14	237	14	9	469	1.8	81.8
GT 8, LE 9 Yrs.	240	15	332	14	11	612	2.3	84.1
GT 9, LE 10 Yrs.	429	35	458	20	37	979	3.7	87.8
GT 10, LE 12 Yrs.	249	22	317	17	14	619	2.3	90.1
GT 12, LE 15 Yrs.	341	13	404	9	28	795	3.0	93.1
GT 15, LE 24 Yrs.	237	7	299	10	24	577	2.2	95.3
GT 24, LE 30 Yrs.	222	7	313	9	14	565	2.1	97.4
GT 30, LE 40 Yrs.	75	1	82	4	4	166	0.6	98.0
GT 40, LE 50 Yrs.	6	0	16	1	0	23	0.1	98.1
Over 50 Yrs.	31	2	42	0	2	77	0.3	98.4
Life	214	6	180	3	15	418	1.6	100.0
Death	16	0	14	0	0	30	0.1	100.0
TOTAL	10,472	1,063	13,083	1,379	626	26,623	100.0	100.0
Average**	6.4	6.8	4.5	6.5	4.1	6.4		
Median	4	4	3	4	3	4		

* GT - Greater than, LE - less than or equal to.

** Sentence lengths of 50 years or longer, life, and death are coded as 50 years for calculations of averages and medians.

INMATE ADMISSIONS

The Typical Male Offender

- Percent of All Admissions (90.8%)
- Is Black (54.1%)
- Is 29 or Younger (54.6%)
- Was Convicted of:
 - Sale/Manufacture of Drugs (12.8%)
 - Possession of Drugs (9.9%)
 - Burglary of a Dwelling (8.3%)
- Has a Prison Sentence of:
 - 4 Years or Less (53.2%)
- Was Convicted In:
 - Dade County (12.4%)
 - Hillsborough County (11.8%)
 - Broward County (11.8%)

The Typical Female Offender

- Percent of All Admissions (9.2%)
- Is Black (56.5%)
- Is 29 or Younger (44.1%)
- Was Convicted of:
 - Possession of Drugs (21.5%)
 - Sale/Manufacture of Drugs (18.0%)
 - Theft of Property (15.3%)
- Has a Prison Sentence of:
 - 3 Years or Less (52.1%)
- Was Convicted In:
 - Hillsborough County (14.3%)
 - Broward County (12.2%)
 - Pinellas County (11.5%)

PROFILES

of Inmates Admitted During FY 1993-94

The Typical New Admission

- Is Male (90.8%)
- Is Black (54.3%)
- Is 29 or Younger (53.6%)
- Was Convicted of:
 - Sale/Manufacture of Drugs (13.3%)
 - Possession of Drugs (11.0%)
 - Theft of Property (8.3%)
- Has a Prison Sentence of:
 - 4 Years or Less (54.6%)
- Was Convicted In:
 - Hillsborough County (12.0%)
 - Dade County (12.0%)
 - Broward County (11.8%)

The Typical Drug Offender

- Percent of All Admissions (27.7%)
- Is Black (71.2%)
- Is 29 or Younger (46.0%)
- Was Convicted of:
 - Sale/Manufacture of Drugs (47.9%)
 - Possession of Drugs (39.5%)
 - Trafficking in Drugs (12.6%)
- Has a Prison Sentence of:
 - 3 Years or Less (51.0%)
- Was Convicted In:
 - Broward County (15.7%)
 - Hillsborough County (13.2%)
 - Dade County (11.8%)

The Typical Habitual Offender

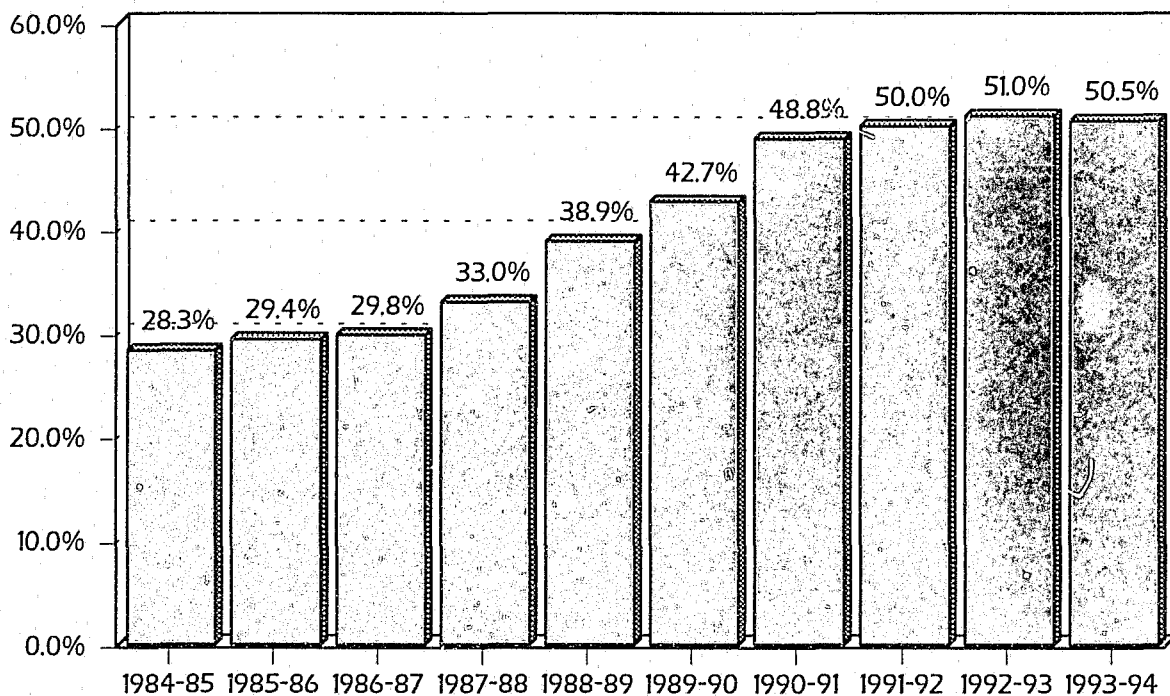
- Percent of All Admissions (7.8%)
- Is Black (68.0%)
- Is 29 or Younger (46.9%)
- Was Convicted of:
 - Burglary of Dwelling (14.2%)
 - Robbery with Weapon (10.0%)
 - Robbery without Weapon (10.0%)
- Has a Prison Sentence of:
 - 5 to 10 Years (61.5%)
- Was Convicted In:
 - Dade County (14.2%)
 - Duval County (12.1%)
 - Pinellas County (9.1%)

INMATE ADMISSIONS

PRIOR COMMITMENTS TO THE FLORIDA DEPARTMENT OF CORRECTIONS (INMATE ADMISSIONS FOR FY 1993-94)

Category	White Males	White Females	Black Males	Black Females	Other Males	Total	Percent	Cumulative Percent
None	6,056	715	5,283	700	435	13,189	49.5	49.5
1	2,341	194	3,099	334	115	6,083	22.8	72.3
2	1,132	96	2,081	201	44	3,554	13.3	85.6
3	540	43	1,314	89	17	2,003	7.5	93.1
4	237	12	759	39	10	1,057	4.0	97.1
5	103	3	331	7	4	448	1.7	98.8
6	38	0	133	6	0	177	0.7	99.5
7	16	0	54	3	1	74	0.3	99.8
8	7	0	18	0	0	25	0.1	99.9
9+	2	0	11	0	0	13	0.0	100.0
TOTAL	10,472	1,063	13,083	1,379	626	26,623	100.0	100.0

Percent of Prison Admissions with
Prior Commitments to Florida's Prison System



INMATE ADMISSIONS

PRIMARY OFFENSES (INMATE ADMISSIONS FOR FY 1993-94)

Category	White Males	White Females	Black Males	Black Females	Other Males	Total	Percent
MURDER, MANSLAUGHTER	545	53	590	51	53	1,292	4.8
-1st Degree Murder	191	8	234	7	18	458	1.7
-2nd Degree Murder	194	19	242	29	21	505	1.9
-3rd Degree Murder	10	4	9	2	1	26	0.1
-Homicide, Other	13	1	6	0	1	21	0.1
-Manslaughter	78	9	93	12	5	197	0.7
-DUI Manslaughter	59	12	6	1	7	85	0.3
SEXUAL OFFENSES	910	18	423	2	44	1,397	5.2
-Capital Sexual Battery	285	3	101	1	16	406	1.5
-Life Sexual Battery	52	0	64	0	1	117	0.4
-1st Degree Sexual Battery	155	4	107	0	11	277	1.0
-Other Sexual Battery Offenses	9	0	4	0	0	13	0.0
-Lewd, Lascivious Behavior	409	11	147	1	16	584	2.2
ROBBERY	730	45	1,778	68	51	2,672	10.0
-Robbery with Weapon	322	27	965	26	27	1,367	5.1
-Robbery without Weapon	408	18	813	42	24	1,305	4.9
VIOLENT PERSONAL OFFENSES	1,064	56	1,235	148	77	2,580	9.7
-Aggravated Assault	154	3	198	28	11	394	1.5
-Aggravated Battery	380	11	478	70	38	977	3.7
-Assault and Battery on LEO	207	16	243	22	12	500	1.9
-Other Battery Offenses	15	0	17	0	1	33	0.1
-Aggravated Stalking	14	1	3	1	0	19	0.1
-Resisting Arrest with Violence	103	14	127	14	2	260	1.0
-Kidnapping	106	3	113	2	10	234	0.9
-Arson	51	5	23	4	0	83	0.3
-Abuse of Children	21	2	24	7	1	55	0.2
-Other Violent Offenses	13	1	9	0	2	25	0.1
BURGLARY	2,538	82	2,190	73	148	5,031	18.9
-Burglary of Structure	948	8	944	11	52	1,963	7.4
-Burglary of Dwelling	1,138	67	823	43	56	2,127	8.0
-Armed Burglary	294	4	201	5	20	524	2.0
-Burglary with Assault	112	2	199	9	16	338	1.3
-Other Burglary Offenses	46	1	23	5	4	79	0.3

continued on next page

INMATE ADMISSIONS

PRIMARY OFFENSES (cont'd) (INMATE ADMISSIONS FOR FY 1993-94)

Category	White Males	White Females	Black Males	Black Females	Other Males	Total	Percent
THEFT, FORGERY, FRAUD	2,266	315	1,504	325	80	4,490	16.9
-Grand Theft	637	102	382	105	23	1,249	4.7
-Grand Theft, Automobile	523	40	414	17	22	1,016	3.8
-Petit Theft, 3rd Conviction	44	11	121	79	3	258	1.0
-Stolen Property	614	35	258	22	21	950	3.6
-Forgery, Uttering & Counterfeiting	268	83	167	60	6	584	2.2
-Worthless Checks	80	23	32	6	2	143	0.5
-Fraudulent Practices	100	21	130	36	3	290	1.1
DRUGS	1,561	427	4,594	665	139	7,386	27.7
-Sale/Purchase/Manufacturing	535	124	2,525	315	35	3,534	13.3
-Trafficking	411	52	319	75	74	931	3.4
-Possession	615	251	1,750	275	30	2,921	11.0
WEAPONS, ESCAPE	439	29	619	34	17	1,138	4.3
-Escape	161	18	145	13	9	346	1.3
-Carry Concealed Firearm	35	3	61	6	3	108	0.4
-Possess Firearm or Any Weapon	166	7	291	11	2	477	1.8
-Shoot Into Dwelling or Vehicle	50	0	88	4	1	143	0.5
-Other Weapons Offenses	27	1	34	0	2	64	0.2
OTHER OFFENSES	419	38	150	13	17	637	2.4
-Failure to Stop After Accident	43	6	18	1	0	68	0.3
-DUI, 4th Conviction	161	10	8	0	3	182	0.7
-Cause Injury While DUI	29	3	5	2	3	42	0.2
-Racketeering	25	1	11	0	4	41	0.2
-Criminal Procedure Violation	69	2	59	2	6	138	0.5
-Arson, Other	42	5	17	6	1	71	0.3
-Kidnapping, Custody Offenses	3	0	0	1	0	4	0.0
-Traffic, Other	0	0	0	0	0	0	0.0
-Pollution/Hazardous Materials	4	1	1	0	0	6	0.0
-Other Offenses	43	10	31	1	0	85	0.3
TOTAL	10,472	1,063	13,083	1,379	626	26,623	100.0

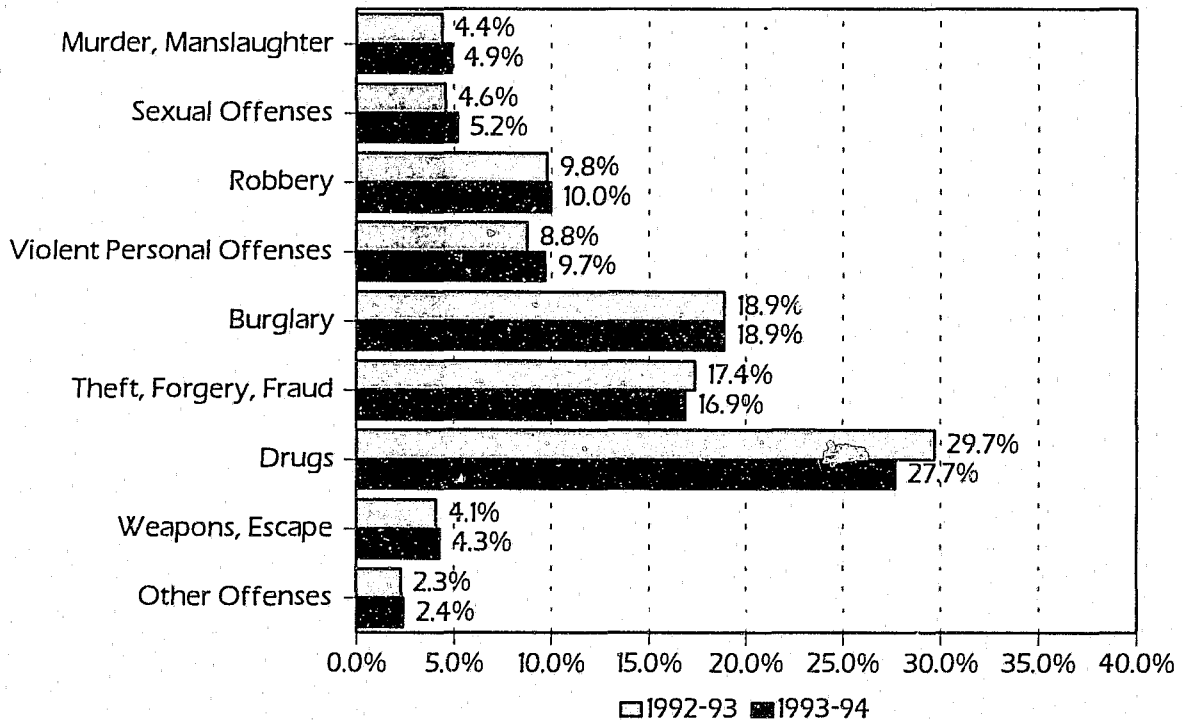
INMATE ADMISSIONS

CLASS OF FELONY OF PRIMARY OFFENSE (INMATE ADMISSIONS FOR FY 1993-94)

Category	White Males	White Females	Black Males	Black Females	Other Males	Total	Percent	Cumulative Percent
Capital	146	5	77	3	6	237	0.9	0.9
Life Felony	253	7	316	14	31	621	2.3	3.2
First Degree/Life	153	3	286	4	17	463	1.7	4.9
First Degree	1,686	124	2,106	166	164	4,246	16.0	20.9
Second Degree	4,098	323	5,842	523	224	11,009	41.5	62.4
Third Degree	4,087	598	4,416	668	183	9,953	37.5	100.0
Misdemeanor	0	0	2	1	0	3	0.0	100.0
Data Unavailable	49	3	38	0	1	91		
TOTAL	10,472	1,053	13,083	1,379	626	26,623	100.0	100.0

Sentencing Guidelines Categories By Percent of Total

For Admissions FY 1992-93 to 1993-94

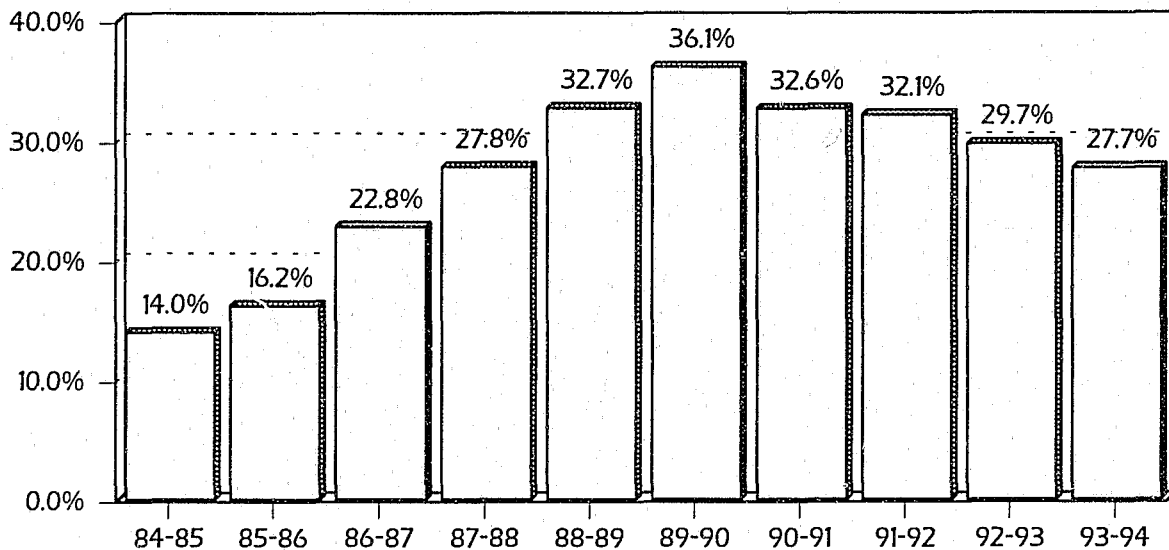


INMATE ADMISSIONS

Admissions for Drug Offenses Continue to Decline

There were 7,386 drug offenders admitted during the 1993-94 fiscal year. Most of them (54.7%) had prior Florida prison commitments. For the fourth consecutive year, drug admissions have decreased, along with the number of inmates who admit to using illegal drugs. See Profiles (pg. 00) for more information on the typical drug offender.

**Drug Admissions
As a Percent of Total Admissions
FY 1984-85 to 1993-94**

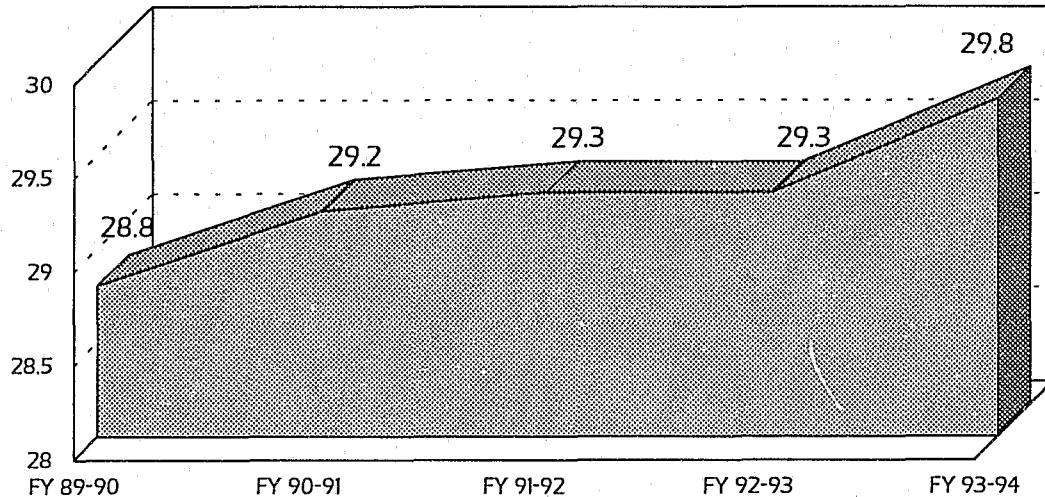


TOTAL DRUG ADMISSIONS	7,386	100.0%
Gender		
Male	6,294	85.2%
Female	1,092	14.8%
Race		
White	1,988	26.9%
Black	5,259	71.2%
Other	139	1.9%
Type of Drug Offense		
Trafficking	931	12.6%
Sale/Purchase/Manufacture	3,534	47.8%
Possession	2,921	39.5%

Top 5 Counties of Admission		
Broward	1,157	15.7%
Hillsborough	974	13.2%
Pinellas	739	10.0%
Orange	543	7.4%
Dade	870	11.8%
All Other Counties	3,103	42.0%
Prior DC Prison Commitments		
None	3,349	45.3%
1	1,712	23.2%
2	1,122	15.2%
3	665	9.0%
4	538	7.3%

INMATE ADMISSIONS

Average Age of Prison Admissions



AGE AT ADMISSION (INMATE ADMISSIONS FOR FY 1993-94)

Category	White Males	White Females	Black Males	Black Females	Other Males	Total	Percent	Cumulative Percent
16 & Below	105	2	261	6	6	380	1.4	1.4
17	219	4	426	6	19	674	2.5	3.9
18	325	10	516	13	31	895	3.4	7.3
19	422	15	658	12	32	1,139	4.3	11.6
20	488	27	658	27	31	1,231	4.6	16.2
21	463	28	643	33	33	1,200	4.5	20.7
22	495	28	664	44	26	1,257	4.7	25.4
23	459	54	604	43	23	1,183	4.4	29.8
24	427	45	537	48	26	1,083	4.1	33.9
25 to 29	1,994	275	2,501	356	112	5,238	19.7	53.6
30 to 34	1,979	248	2,444	375	114	5,160	19.4	73.0
35 to 39	1,428	176	1,681	245	73	3,603	13.5	86.5
40 to 44	780	89	920	118	50	1,957	7.4	93.9
45 to 49	437	31	337	36	24	865	3.2	97.1
50 to 54	223	19	128	13	13	396	1.5	98.6
55 to 59	134	9	58	2	7	210	0.8	99.4
60 to 64	58	2	27	0	2	89	0.3	99.7
65 to 69	15	0	14	1	4	34	0.1	99.8
70 and Over	21	1	6	1	0	29	0.1	100.0
TOTAL	10,472	1,063	13,083	1,379	626	26,623	100.0	100.0
AVERAGE	29.8	30.7	31.4	28.9	31.3	29.8		
MEDIAN	29.0	29.0	30.0	28.0	31.0	29.0		

INMATE ADMISSIONS

EDUCATION CLAIMED (INMATE ADMISSIONS FOR FY 1993-94)

Category	White Males	White Females	Black Males	Black Females	Other Males	Total	Percent
Elementary	149	8	128	6	43	334	1.4
Middle School	1,824	190	1,281	150	166	3,611	14.7
Ninth Grade	1,554	162	1,665	229	111	3,721	15.2
Tenth Grade	1,684	173	2,600	248	89	4,794	19.6
Eleventh Grade	1,391	246	2,989	448	68	5,142	21.0
Twelfth Grade	1,862	152	2,571	189	96	4,870	19.9
College 1-2	753	60	599	39	29	1,480	6.0
College 3-4	261	21	177	11	8	478	1.9
Post Graduate	53	2	31	0	2	88	0.4
Data Unavailable	941	49	1,042	59	14	2,105	
TOTAL	10,472	1,063	13,083	1,379	626	26,623	100.0
Average	11.8	10.9	12.3	11.2	12.3	12.0	
Median	10.0	10.0	11.0	11.0	9.0	10.0	

USE OF ALCOHOL AND/OR NARCOTICS (INMATE ADMISSIONS FOR FY 1993-94)

Category	White Males	White Females	Black Males	Black Females	Other Males	Total	Percent	Cumulative Percent
No Drugs/Alcohol	6,175	210	7,591	306	370	14,652	57.0	57.0
Light Alcohol Only	993	40	1,317	46	76	2,472	9.6	66.6
Heavy Alcohol Only	543	37	349	30	24	983	3.8	70.4
Light Narcotics Only	167	156	287	194	7	811	3.2	73.6
Heavy Narcotics Only	400	247	687	383	25	1,742	6.8	80.4
Light Alcohol/ Light Narcotics	698	129	981	140	44	1,992	7.7	88.1
Light Alcohol/ Heavy Narcotics	323	108	561	155	22	1,169	4.5	92.6
Heavy Alcohol/ Light Narcotics	175	12	124	6	8	325	1.3	93.9
Heavy Alcohol/ Heavy Narcotics	575	119	754	115	33	1,596	6.2	100.0
Data Unavailable	423	5	432	4	17	881		
TOTAL	10,472	1,063	13,083	1,379	626	26,623	100.0	100.0

INMATE ADMISSIONS

MANDATORY AND HABITUAL OFFENDERS (INMATE ADMISSIONS FOR FY 1993-94)

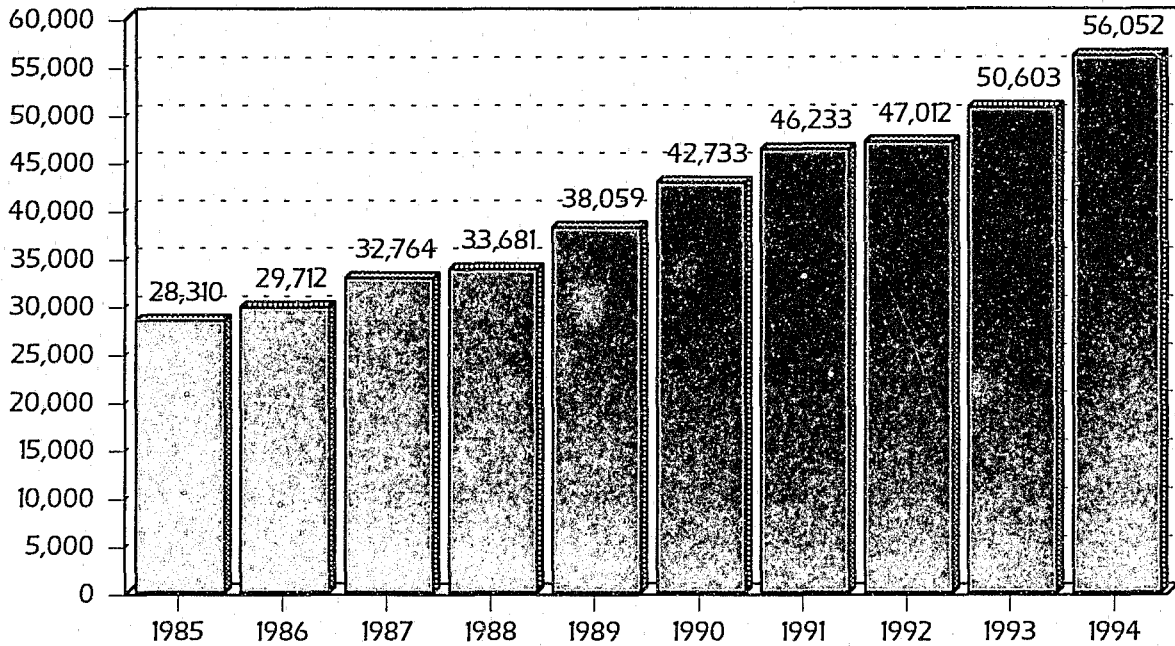
Category	White Males	White Females	Black Males	Black Females	Other Males	Total	Percent
TOTAL	10,472	1,063	13,083	1,379	626	26,623	100.0
MANDATORY AND HABITUAL	1,308	69	2,259	114	139	3,889	14.6
NON-MANDATORY/NON-HABITUAL	9,164	994	10,824	1,265	487	22,734	85.4
Mandatory Sentence Type	White Males	White Females	Black Males	Black Females	Other Males	Total	Percent
FIREARM	373	11	853	22	45	1,304	4.9
No Additional Mandatory	305	10	662	19	40	1,036	3.9
Additional Mandatory	68	1	191	3	5	268	1.0
CRIME AGAINST L.E.O.	51	0	37	2	7	97	0.4
No Additional Mandatory	41	0	30	2	6	79	0.3
Additional Mandatory	10	0	7	0	1	18	0.1
DRUG TRAFFICKING	296	35	235	48	61	675	2.5
No Additional Mandatory	290	35	221	48	61	655	2.5
Additional Mandatory	6	0	14	0	0	20	0.1
DRUGS 1,000 FT. OF SCHOOL	7	3	96	13	0	119	0.4
No Additional Mandatory	5	3	84	12	0	104	0.4
Additional Mandatory	2	0	12	1	0	15	0.1
DRUGS 200 FT. OF PUBLIC FACILITY	0	0	15	1	0	16	0.1
No Additional Mandatory	0	0	13	0	0	13	0.1
Additional Mandatory	0	0	2	1	0	3	0.0
MANDATORY 25 YEARS	137	5	82	3	9	236	0.9
No Additional Mandatory	111	4	42	1	7	165	0.6
Additional Mandatory	26	1	40	2	2	71	0.3
SPECIAL WEAPON	9	0	13	1	0	23	0.1
No Additional Mandatory	5	0	6	1	0	12	0.1
Additional Mandatory	4	0	7	0	0	11	0.0
Habitual Offender Type	White Males	White Females	Black Males	Black Females	Other Males	Total	Percent
HABITUAL OFFENDER*	618	17	1,375	33	29	2,072	7.8
No Additional Mandatory	546	17	1,197	31	25	1,816	6.8
Additional Mandatory	72	0	178	2	4	256	1.0
FELONY HABITUAL OFFENDER	580	16	1,203	31	28	1,858	7.0
No Additional Mandatory	517	16	1,058	30	25	1,646	6.2
Additional Mandatory	63	0	145	1	3	212	0.8
VIOLENT HABITUAL OFFENDER	49	1	197	3	2	252	1.0
No Additional Mandatory	29	1	139	1	0	170	0.6
Additional Mandatory	20	0	58	2	2	82	0.3

* Includes felony and violent habitual offenders. Some inmates are sentenced as both felony and violent habitual offenders.

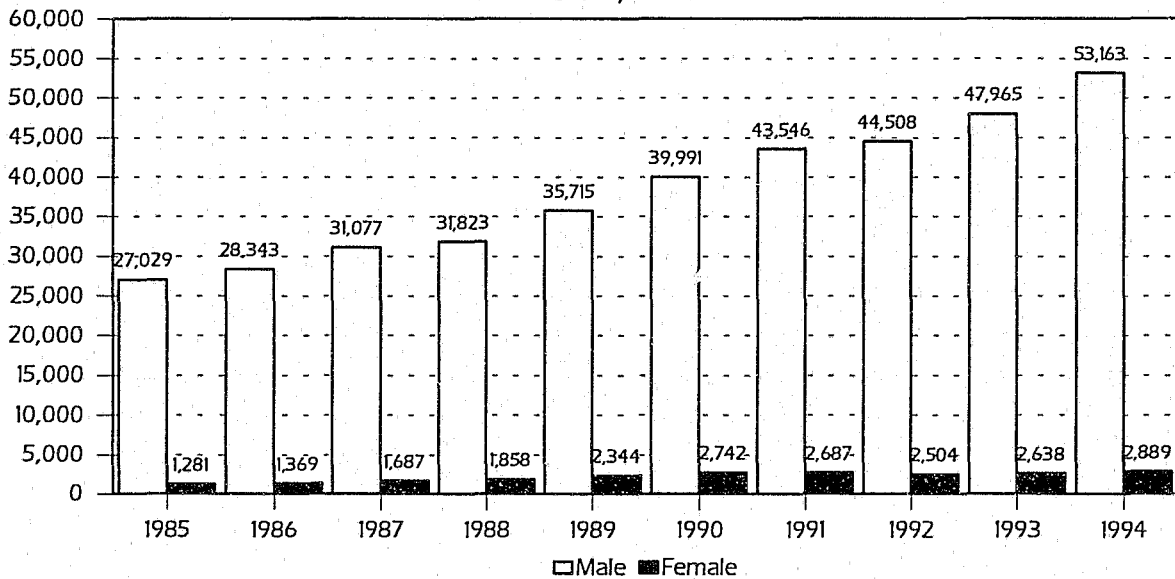
INMATE STATUS POPULATION

Inmate Status Population refers to the 56,052 inmates who were present in the Florida prison system on June 30, 1994. Included in this section is a subsection on the Death Row Population as of June 30, 1994. The following pages will detail the characteristics of these offenders.

Inmate Population on June 30, 1985-1994



Inmate Population by Gender on June 30, 1985-1994

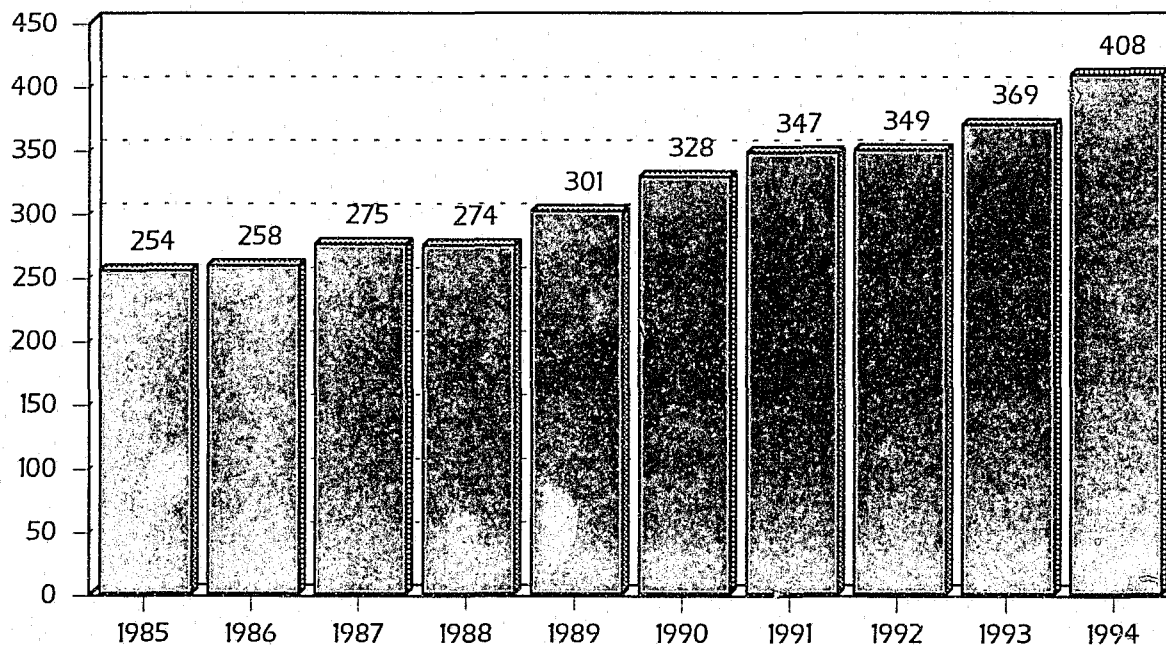


INMATE STATUS POPULATION

INMATE POPULATION AS OF JUNE 30th OF EACH YEAR

	1984	1985	1986	1987	1988	1989	1990	1991	1992	1993	1994
GENDER BREAKDOWN											
Males	25,322	27,029	28,343	31,077	31,823	35,715	39,991	43,546	44,508	47,965	53,163
Females	1,149	1,281	1,369	1,687	1,858	2,344	2,742	2,687	2,504	2,638	2,889
RACE BREAKDOWN											
White	13,501	14,292	14,199	14,797	15,002	16,549	17,757	18,673	18,426	19,637	22,292
Black	12,912	13,890	14,818	16,967	17,910	20,839	24,172	26,737	27,340	29,605	32,532
Other	58	128	695	1,000	769	671	804	741	830	927	1,228
Data Unavailable	0	0	0	0	0	0	0	82	416	434	0
RACE/MALES BREAKDOWN											
White Males	12,989	13,723	13,622	14,063	14,202	15,549	16,595	17,624	17,460	18,654	21,117
Black Males	12,275	13,179	14,026	16,014	16,852	19,495	22,592	25,123	25,901	28,069	30,818
Other Males	58	127	695	1,000	769	671	804	741	830	927	1,228
Data Unavailable	0	0	0	0	0	0	0	58	317	315	0
RACE/FEMALES BREAKDOWN											
White Females	512	569	577	734	800	1,000	1,162	1,049	966	983	1,175
Black Females	637	711	792	953	1,059	1,344	1,580	1,614	1,439	1,536	1,714
Other Females	0	1	0	0	0	0	0	0	0	0	0
Data Unavailable	0	0	0	0	0	0	0	24	99	119	0
TOTAL	26,471	28,310	29,712	32,764	33,681	38,059	42,733	46,233	47,012	50,603	56,052

Number of Inmates Incarcerated on June 30
Per 100,000 Florida Population



INMATE STATUS POPULATION

END-OF-MONTH INMATE POPULATION BY INSTITUTION

	7/93	8/93	9/93	10/93	11/93	12/93	1/94	2/94	3/94	4/94	5/94	6/94
Apalachee CI-West	788	776	756	754	819	786	820	829	811	819	812	831
Apalachee CI-East	833	835	789	806	813	783	794	809	786	800	778	816
Avon Park CI	542	524	531	624	778	823	847	850	863	879	872	912
Avon Park Work Camp	363	393	369	293	296	334	327	343	353	319	321	322
Baker Correctional Institution (CI)	973	961	917	874	858	833	851	855	868	864	855	860
Baker Work Camp	242	237	254	240	214	253	249	257	257	258	243	257
Brevard CI	923	942	944	940	943	943	949	942	938	960	961	949
Brevard Work Camp	281	258	264	268	264	254	275	267	273	271	276	276
Broward CI	610	588	575	585	592	555	567	596	585	582	595	629
Calhoun CI	731	693	728	819	861	850	886	887	745	789	873	856
Calhoun Work Camp	0	0	0	0	0	0	0	0	120	143	228	242
Central FL Reception Center/E/S	2,213	2,227	2,290	2,417	2,332	2,239	2,170	2,064	2,188	2,078	2,212	2,188
Century CI	753	810	832	910	943	934	935	907	917	972	968	861
Century Work Camp	0	0	0	0	0	0	0	0	0	0	0	64
Charlotte CI	1,035	1,032	998	970	940	1,000	1,022	1,006	1,056	1,075	1,067	1,062
Columbia CI	674	722	921	924	932	900	921	787	261	931	935	973
Columbia Work Camp	0	0	0	0	0	0	0	201	261	255	244	258
CMHI	101	101	91	93	95	87	100	89	92	100	90	90
Cross City CI	841	878	873	831	795	797	808	830	843	836	843	859
Cross City Work Camp	242	222	232	241	230	227	244	260	262	269	250	240
Dade CI	672	658	643	656	678	678	682	678	671	677	671	685
Dade Work Camp	255	254	260	259	261	277	261	260	265	257	254	288
DeSoto CI	751	698	738	811	849	867	900	868	843	846	833	893
DeSoto Work Camp	284	280	284	268	283	285	277	285	284	281	274	287
Florida CI	785	751	743	765	745	739	754	751	777	738	763	754
Florida CI-Forest Hills	315	307	317	313	271	263	241	228	258	288	259	317
Florida State Prison-Main Unit	925	906	973	1,038	1,041	1,066	1,048	1,046	1,033	1,007	1,018	1,151
Florida State Prison-Work Camp	454	427	457	456	420	375	395	402	459	444	390	426
Glades CI	1,176	1,168	1,151	1,163	1,173	1,192	1,170	1,151	1,145	1,186	1,213	1,205
Glades Work Camp	276	281	278	259	254	264	282	283	278	274	283	282
Gulf CI	672	637	784	826	896	866	916	857	913	878	919	966
Hamilton CI	742	754	726	742	706	733	792	769	785	822	811	732
Hamilton Work Camp	279	274	282	276	266	278	267	256	260	262	256	260
Hardee CI	1,070	1,085	1,061	1,035	1,034	1,055	1,108	1,148	1,181	1,176	1,168	1,241
Hendry CI	893	888	882	865	831	791	805	822	838	831	842	901
Hendry Work Camp	266	272	268	262	255	257	264	269	267	272	276	258
Hillsborough CI	313	300	317	330	307	320	311	310	301	308	328	332
Holmes CI	773	737	735	810	878	878	907	900	926	897	892	849
Holmes Work Camp	0	0	0	0	0	0	0	0	0	55	206	261
Indian River CI	265	249	256	262	252	253	275	258	248	262	270	271
Jackson CI	932	963	936	921	921	931	948	949	968	939	1,055	1,046
Jackson Work Camp	0	0	0	0	0	0	0	0	88	175	200	226

continued on next page

INMATE STATUS POPULATION

END-OF-MONTH INMATE POPULATION BY INSTITUTION (cont'd)

	7/93	8/93	9/93	10/93	11/93	12/93	1/94	2/94	3/94	4/94	5/94	6/94
Jefferson CI	614	709	740	731	730	725	728	730	753	756	791	815
Lake CI	547	538	532	535	544	544	549	554	564	568	552	568
Lancaster CI	565	595	583	619	633	570	647	649	631	563	596	573
Lancaster Work Camp	223	212	230	215	207	207	249	258	279	267	252	265
Lawtzy CI	765	789	786	765	732	729	739	769	761	775	783	778
Liberty CI	923	939	883	864	888	928	893	873	921	932	955	992
Liberty Work Camp	0	0	0	0	0	0	36	187	249	252	247	258
Madison CI	853	900	925	905	870	908	899	920	912	950	915	924
Madison Work Camp	241	262	261	264	241	255	264	261	265	255	243	264
Marion CI	1,123	1,134	1,082	1,099	1,040	1,030	955	966	950	1,003	981	1,038
Marion Work Camp	277	260	267	259	274	265	275	278	279	268	272	273
Martin CI	1,072	1,058	1,082	1,111	1,092	1,066	1,093	1,111	1,072	1,018	947	969
Martin Work Camp	254	254	256	258	258	256	260	255	261	257	249	239
Martin Drug Treatment Center	117	105	117	109	119	120	112	103	119	132	132	118
Mayo CI	692	671	702	722	704	720	741	732	739	707	732	753
N. FL Reception Center/West/Hosp.	2,046	1,998	2,104	1,962	1,803	2,072	2,079	2,040	2,252	2,103	2,035	2,125
New River CI-West	714	711	745	761	776	764	763	795	798	813	807	682
New River CI-East	658	661	719	751	705	750	734	739	788	774	776	733
Okaloosa CI	658	672	651	595	653	622	625	598	613	599	634	603
Okaloosa Work Camp	215	230	214	248	220	216	234	214	220	223	249	252
Polk CI	903	896	897	898	899	882	892	898	922	912	922	955
Polk Work Camp	275	270	247	234	253	268	274	264	270	272	282	280
Putnam CI	389	380	393	389	393	390	401	413	409	405	414	435
River Junction CI	390	451	412	433	441	493	517	502	520	518	519	520
S. FL Reception Center/S Unit	1,905	2,030	2,052	2,108	2,067	1,785	1,509	1,661	1,701	1,923	1,985	1,973
Sumter CI	796	791	783	789	779	797	807	801	751	716	717	732
Sumter Boot Camp	88	77	99	91	103	91	82	86	71	93	72	84
Sumter Work Camp	247	263	271	245	255	242	277	261	278	279	266	276
Tomoka CI	1,079	1,065	1,062	1,026	991	981	976	968	988	1,001	1,014	1,131
Tomoka Work Camp	274	265	264	268	265	261	240	274	286	279	277	283
Union CI	1,719	1,769	1,791	1,753	1,760	1,772	1,775	1,776	1,799	1,794	1,799	1,787
Union CI-Medical	28	31	30	32	30	32	36	36	39	65	73	65
Walton CI	819	851	852	854	894	892	927	897	917	907	911	949
Zephyrhills CI	591	627	662	660	668	697	659	691	684	682	679	698
MAJOR INSTITUTIONS TOTALS	46,303	46,552	47,149	47,459	47,313	47,296	47,615	47,829	48,978	49,136	49,682	50,566
DC Road Prisons	405	372	395	398	384	381	392	379	373	360	368	370
Vocational/Work/Forestry Camps	2,723	2,278	2,254	2,349	2,361	2,386	2,404	2,383	2,378	2,313	2,351	2,371
Community Correctional Centers	1,959	2,232	2,208	2,268	2,380	2,411	2,392	2,334	2,305	2,355	2,463	2,149
Contract Drug Houses	126	473	493	503	532	505	525	523	539	543	569	555
Sub-Total	51,516	51,891	52,499	52,977	52,970	52,979	53,328	53,448	54,573	54,707	55,433	56,011
Transients	27	49	81	31	45	69	90	57	64	51	186	41
GRAND TOTAL	51,543	51,940	52,580	53,008	53,015	53,048	53,418	53,505	54,637	54,758	55,619	56,052

INMATE STATUS POPULATION

COUNTY OF COMMITMENT (INMATE POPULATION ON JUNE 30, 1994)

County	White Males	White Females	Black Males	Black Females	Other Males	Total	Percent
Alachua	167	8	548	41	6	770	1.4
Baker	63	1	63	0	3	130	0.2
Bay	467	30	327	22	7	853	1.5
Bradford	114	3	121	4	5	247	0.4
Brevard	549	37	641	51	11	1,289	2.3
Broward	1,960	148	3,679	199	37	6,023	10.7
Calhoun	24	2	39	1	3	69	0.1
Charlotte	133	10	56	4	4	207	0.4
Citrus	118	4	20	0	0	142	0.3
Clay	97	1	77	3	3	181	0.3
Collier	238	20	132	6	10	406	0.7
Columbia	146	6	191	16	1	360	0.6
Dade	2,401	112	4,625	198	300	7,636	13.6
DeSoto	73	2	109	9	7	200	0.4
Dixie	70	2	48	1	0	121	0.2
Duval	830	29	2,136	58	20	3,073	5.5
Escambia	564	22	933	58	11	1,588	2.8
Flagler	28	2	25	4	1	60	0.1
Franklin	19	1	11	1	0	32	0.1
Gadsden	39	3	249	5	4	300	0.5
Gilchrist	16	1	4	0	0	21	0.0
Glades	9	0	12	0	1	22	0.0
Gulf	13	1	26	2	0	42	0.1
Hamilton	19	0	48	0	4	71	0.1
Hardee	53	5	45	4	14	121	0.2
Hendry	35	2	44	2	7	90	0.2
Hernando	171	7	104	11	3	296	0.5
Highlands	116	5	141	8	12	282	0.5
Hillsborough	2,107	150	3,292	224	259	6,032	10.8
Holmes	44	1	10	1	1	57	0.1
Indian River	151	7	227	12	3	400	0.7
Jackson	111	4	173	2	5	295	0.5
Jefferson	10	1	71	2	0	84	0.1
Lafayette	18	1	16	1	0	36	0.1
Lake	224	9	281	25	10	549	1.0

continued on next page

INMATE STATUS POPULATION

COUNTY OF COMMITMENT (cont'd) (INMATE POPULATION ON JUNE 30, 1994)

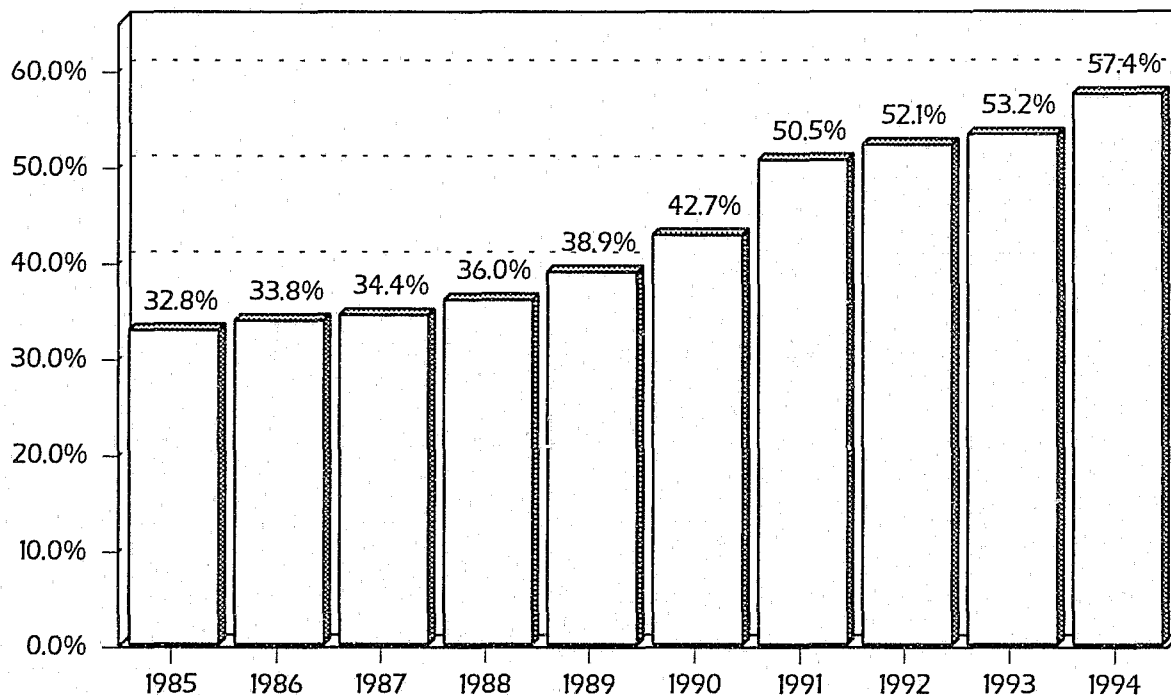
County	White Males	White Females	Black Males	Black Females	Other Males	Total	Percent
Lee	329	23	407	23	32	814	1.5
Leon	186	11	713	30	4	944	1.7
Levy	30	3	27	3	0	63	0.1
Liberty	16	0	18	0	1	35	0.1
Madison	26	0	95	2	1	124	0.2
Manatee	315	13	321	15	15	679	1.2
Marion	380	25	424	27	6	862	1.5
Martin	142	7	201	18	12	380	0.7
Monroe	320	20	186	13	13	552	1.0
Nassau	44	2	55	3	1	105	0.2
Okaloosa	201	10	220	10	9	450	0.8
Okeechobee	57	6	53	1	7	124	0.2
Orange	1,178	73	1,973	121	134	3,479	6.2
Osceola	135	6	104	6	14	265	0.5
Palm Beach	715	34	1,312	50	24	2,135	3.8
Pasco	683	23	158	15	22	901	1.6
Pinellas	1,714	92	2,025	149	54	4,034	7.2
Polk	1,199	80	1,257	88	47	2,671	4.8
Putnam	155	7	199	9	2	372	0.7
St. Johns	146	6	150	6	4	312	0.6
St. Lucie	209	8	575	34	14	840	1.5
Santa Rosa	140	5	24	2	2	173	0.3
Sarasota	272	19	259	26	12	588	1.0
Seminole	263	6	312	13	16	610	1.1
Sumter	59	2	103	2	3	169	0.3
Suwannee	59	1	93	6	1	160	0.3
Taylor	42	2	92	6	0	142	0.3
Union	80	0	103	0	3	186	0.3
Volusia	635	35	731	51	10	1,462	2.6
Wakulla	36	4	25	0	1	66	0.1
Walton	52	1	30	1	1	85	0.2
Washington	30	4	26	3	1	64	0.1
Interstate	71	8	22	0	10	111	0.2
Data Unavailable	1	2	1	6	0	10	
TOTAL	21,117	1,175	30,818	1,714	1,228	56,052	100.0

INMATE STATUS POPULATION

PRIOR COMMITMENTS TO THE FLORIDA DEPARTMENT OF CORRECTIONS (INMATE POPULATION ON JUNE 30, 1994)

Category	White Males	White Females	Black Males	Black Females	Other Males	Total	Percent	Cumulative Percent
None	11,158	784	10,359	770	801	23,872	42.6	42.6
1	4,761	206	7,498	408	245	13,118	23.4	66.0
2	2,646	102	5,745	291	109	8,893	15.9	81.9
3	1,401	56	3,659	138	45	5,299	9.5	91.4
4	677	19	2,079	63	21	2,859	5.1	96.5
5	293	6	885	26	5	1,215	2.2	98.7
6	109	2	373	10	1	495	0.9	99.6
7	44	0	144	6	1	195	0.3	99.9
8	21	0	50	1	0	72	0.1	100.0
9+	7	0	26	0	0	33	0.1	100.0
Data Unavailable	0	0	0	1	0	1		
TOTAL	21,117	1,175	30,818	1,714	1,228	56,052	100.0	100.0

**Percent of Inmate Population with
Prior Commitments to Florida's Prison System
On June 30, 1985-94**



INMATE STATUS POPULATION

PRIMARY OFFENSES (INMATE POPULATION ON JUNE 30, 1994)

Category	White Males	White Females	Black Males	Black Females	Other Males	Total	Percent
MURDER, MANSLAUGHTER	3,448	269	4,280	242	258	8,497	15.2
-1st Degree Murder	1,688	95	1,897	66	111	3,857	6.9
-2nd Degree Murder	1,331	113	1,967	137	114	3,662	6.5
-3rd Degree Murder	24	8	66	5	3	106	0.2
-Homicide, Other	33	3	16	0	3	55	0.1
-Manslaughter	194	22	315	33	14	578	1.0
-DUI Manslaughter	178	28	19	1	13	239	0.4
SEXUAL OFFENSES	3,645	39	1,961	7	133	5,785	10.3
-Capital Sexual Battery	1,420	12	446	3	60	1,941	3.5
-Life Sexual Battery	495	2	622	2	20	1,141	2.0
-1st Degree Sexual Battery	679	9	447	1	19	1,155	2.1
-Other Sexual Battery Offenses	79	1	103	0	2	185	0.3
-Lewd, Lascivious Behavior	972	15	343	1	32	1,363	2.4
ROBBERY	2,185	84	6,203	179	128	8,779	15.7
-Robbery with Weapon	1,251	48	3,952	90	79	5,420	9.7
-Robbery without Weapon	934	36	2,251	89	49	3,359	6.0
VIOLENT PERSONAL OFFENSES	2,134	79	3,008	213	145	5,579	9.9
-Aggravated Assault	237	4	323	34	15	613	1.1
-Aggravated Battery	647	15	1,099	95	66	1,922	3.4
-Assault and Battery on Law Enforcement Officer	364	27	624	46	20	1,081	1.9
-Other Battery Offenses	23	0	41	1	4	69	0.1
-Aggravated Stalking	14	1	3	1	0	19	0.0
-Resisting Arrest with Violence	124	10	177	16	2	329	0.6
-Kidnapping	567	10	616	6	32	1,231	2.2
-Arson	91	6	72	4	3	176	0.3
-Abuse of Children	47	5	35	10	1	98	0.2
-Other Violent Offenses	20	1	18	0	2	41	0.1
BURGLARY	3,804	93	4,736	104	213	8,950	16.0
-Burglary of Structure	1,041	6	1,607	22	45	2,721	4.9
-Burglary of Dwelling	1,648	70	1,790	56	78	3,642	6.5
-Armed Burglary	704	13	675	7	56	1,455	2.6
-Burglary with Assault	368	3	632	16	32	1,051	1.9
-Other Burglary Offenses	43	1	32	3	2	81	0.1

continued on next page

INMATE STATUS POPULATION

PRIMARY OFFENSES (cont'd) (INMATE POPULATION ON JUNE 30, 1994)

Category	White Males	White Females	Black Males	Black Females	Other Males	Total	Percent
THEFT, FORGERY, FRAUD	2,367	219	2,197	302	72	5,157	9.2
-Grand Theft	578	72	498	92	19	1,259	2.2
-Grand Theft, Automobile	576	24	608	18	18	1,244	2.2
-Petit Theft, 3rd Conviction	48	12	187	92	3	342	0.6
-Stolen Property	760	27	451	22	24	1,284	2.3
-Forgery, Uttering & Counterfeiting	249	57	214	54	5	579	1.0
-Worthless Checks	70	15	35	4	2	126	0.2
-Fraudulent Practices	86	12	204	20	1	323	0.6
DRUGS	1,953	320	6,852	585	209	9,919	17.7
-Sale/Purchase/Manufacturing	492	83	4,039	281	37	4,932	8.8
-Trafficking	1,027	97	810	126	149	2,209	3.9
-Possession	434	140	2,003	178	23	2,778	5.0
WEAPONS, ESCAPE	940	30	1,187	59	35	2,251	4.0
-Escape	569	23	390	29	17	1,028	1.8
-Carry Concealed Firearm	21	2	67	7	4	101	0.2
-Possess Firearm or Any Weapon	239	5	549	13	9	815	1.5
-Shoot Into Dwelling or Vehicle	73	0	131	7	2	213	0.4
-Other Weapons Offenses	38	0	50	3	3	94	0.2
OTHER OFFENSES	641	42	394	23	35	1,135	2.0
-Failure to Stop After Accident	38	5	16	1	2	62	0.1
-DUI, 4th Conviction	150	6	8	0	5	169	0.3
-Cause Injury While DUI	41	6	5	1	2	55	0.1
-Racketeering	52	6	25	4	8	95	0.2
-Criminal Procedure Violation	231	4	250	3	13	501	0.9
-Arson, Other	67	5	47	6	0	125	0.2
-Kidnapping, Custody Offenses	4	0	1	1	0	6	0.0
-Traffic, Other	6	0	0	0	1	7	0.0
-Pollution/Hazardous Materials	1	0	0	0	0	1	0.0
-Other Offenses	47	8	40	1	4	100	0.2
Data Unavailable	4	2	2	6	0	14	
TOTAL	21,117	1,175	30,818	1,714	1,225	56,052	100.0

INMATE STATUS POPULATION

TOTAL SENTENCE LENGTH OF CURRENT COMMITMENT (INMATE POPULATION ON JUNE 30, 1994)

Category	White Males	White Females	Black Males	Black Females	Other Males	Total	Percent	Cumulative Percent
1 Year or Less	4	1	6	1	0	12	0.0	0.0
GT 1, LE 2 Yrs.*	776	101	1,074	146	50	2,147	3.8	3.8
GT 2, LE 3 Yrs.	1,561	149	2,324	269	103	4,406	7.9	11.7
GT 3, LE 4 Yrs.	1,539	128	2,305	214	87	4,273	7.6	19.3
GT 4, LE 5 Yrs.	2,243	156	3,280	282	142	6,103	10.9	30.2
GT 5, LE 6 Yrs.	981	67	1,961	109	66	3,184	5.7	35.9
GT 6, LE 7 Yrs.	1,079	73	1,995	120	70	3,337	6.0	41.9
GT 7, LE 8 Yrs.	587	29	1,121	49	27	1,813	3.2	45.1
GT 8, LE 9 Yrs.	750	25	1,377	56	33	2,241	4.0	49.1
GT 9, LE 10 Yrs.	1,353	80	2,086	89	65	3,673	6.6	55.7
GT 10, LE 12 Yrs.	1,105	59	1,803	66	71	3,104	5.5	61.2
GT 12, LE 15 Yrs.	1,822	83	2,276	108	121	4,410	7.9	69.1
GT 15, LE 24 Yrs.	2,019	71	2,983	76	137	5,286	9.4	78.5
GT 24, LE 30 Yrs.	1,186	22	1,596	37	71	2,912	5.2	83.7
GT 30, LE 40 Yrs.	580	16	777	15	26	1,414	2.5	86.2
GT 40, LE 50 Yrs.	240	8	371	5	5	629	1.1	87.3
Over 50 Yrs.	485	11	695	8	25	1,224	2.2	89.5
Life/Death	2,802	94	2,786	58	129	5,869	10.5	100.0
Data Unavailable	5	2	2	6	0	15		
TOTAL	21,117	1,175	30,818	1,714	1,228	56,052	100.0	100.0
Average**	17.4	11.9	15.4	8.9	15.8	15.9		
Median	10.0	6.0	9.0	5.0	10.0	10.0		

* GT - Greater than, LE - less than or equal to.

** Sentence lengths of 50 years or longer, life, and death are coded as 50 years for calculations of averages and medians.

CLASS OF FELONY OF PRIMARY OFFENSE (INMATE POPULATION ON JUNE 30, 1994)

Category	White Males	White Females	Black Males	Black Females	Other Males	Total	Percent
Capital	1,399	49	989	37	69	2,543	4.6
Life Felony	1,805	64	2,740	72	152	4,833	8.8
First Degree	6,140	314	8,493	394	455	15,796	28.8
Second Degree	7,012	341	11,560	614	359	19,886	36.3
Third Degree	4,250	398	6,300	587	183	11,718	21.4
Misdemeanor	8	0	11	0	0	19	0.0
Data Unavailable	503	9	725	10	10	1,257	
TOTAL	21,117	1,175	30,818	1,714	1,228	56,052	100.0

INMATE STATUS POPULATION

CURRENT INMATE AGE (INMATE POPULATION ON JUNE 30, 1994)

Category	White Males	White Females	Black Males	Black Females	Other Males	Total	Percent	Cumulative Percent
16 & Below	48	2	153	4	2	209	0.4	0.4
17	154	1	400	4	11	570	1.0	1.4
18	269	5	671	5	19	969	1.7	3.1
19	401	20	950	24	45	1,440	2.6	5.7
20	544	15	1,092	27	39	1,717	3.1	8.8
21	588	26	1,189	33	45	1,881	3.4	12.2
22	687	22	1,236	47	42	2,034	3.6	15.8
23	757	40	1,373	55	47	2,272	4.1	19.9
24	708	51	1,273	56	46	2,134	3.8	23.7
25 to 29	3,727	277	6,402	390	225	11,021	19.7	43.4
30 to 34	4,273	263	6,401	492	227	11,656	20.8	64.2
35 to 39	3,369	206	4,834	307	204	8,920	15.9	80.1
40 to 44	2,288	109	2,757	174	125	5,453	9.7	89.8
45 to 49	1,448	61	1,191	54	71	2,825	5.0	94.8
50 to 54	849	36	476	21	36	1,418	2.5	97.3
55 to 59	496	25	220	9	20	770	1.4	98.7
60 to 64	259	8	102	8	13	390	0.7	99.4
65 to 69	134	4	61	1	10	210	0.4	99.8
70 and Over	116	4	36	2	1	159	0.3	100.0
Data Unavailable	2	0	1	1	0	4		
TOTAL	21,117	1,175	30,818	1,714	1,228	56,052	100.0	100.0
AVERAGE	34.0	33.3	30.9	32.3	32.7	32.2		
MEDIAN	32.0	32.0	30.0	31.0	32.0	31.0		

MEDICAL GRADE CLASSIFICATION (INMATE POPULATION ON JUNE 30, 1994)

Category	White Males	White Females	Black Males	Black Females	Other Males	Total	Percent
-Unrestricted	12,403	670	19,538	1,045	776	34,432	62.1
-Minimum	5,904	389	8,096	426	321	15,136	27.3
-Moderate	2,147	91	2,521	210	116	5,085	9.2
-Severe	392	16	337	18	9	772	1.4
-Data Unavailable	271	9	326	15	6	627	
TOTAL	21,117	1,175	30,818	1,714	1,228	56,052	100.0

* Medical grades are assigned to inmates by health care professionals based primarily on general physical stamina, mental health, and functional capacity.

INMATE STATUS POPULATION

USE OF ALCOHOL AND/OR NARCOTICS (INMATE POPULATION ON JUNE 30, 1994)

Category	White Males	White Females	Black Males	Black Females	Other Males	Total	Percent
No Drugs/Alcohol	3,563	243	6,742	385	239	11,172	24.6%
Light Alcohol Only	3,084	56	4,796	71	218	8,225	17.1%
Heavy Alcohol Only	2,330	71	1,453	53	92	3,999	8.8%
Light Narcotics Only	514	168	1,133	234	16	2,065	4.5%
Heavy Narcotics Only	1,163	257	2,436	501	65	4,422	9.7%
Light Alcohol/ Light Narcotics	1,696	128	2,843	159	62	4,888	10.7%
Light Alcohol/ Heavy Narcotics	1,285	103	2,556	144	58	4,146	9.1%
Heavy Alcohol/ Light Narcotics	667	14	471	12	21	1,185	2.6%
Heavy Alcohol/ Heavy Narcotics	2,396	103	2,704	108	111	5,422	11.9%
Unknown	1,957	17	3,028	34	121	5,157	
Data Unavailable	2,462	15	2,656	13	225	5,371	
TOTAL	21,117	1,175	30,818	1,714	1,228	56,052	100.0%

EDUCATION CLAIMED (INMATE POPULATION ON JUNE 30, 1994)

Category	White Males	White Females	Black Males	Black Females	Other Males	Total	Percent	Cumulative Percent
Elementary	789	36	633	44	143	1,645	3.6	3.6
Middle School	2,565	178	2,464	170	165	5,542	12.2	15.8
Ninth Grade	2,384	169	3,720	268	153	6,694	14.7	30.5
Tenth Grade	2,447	100	5,347	317	109	8,398	18.5	49.0
Eleventh Grade	1,819	264	5,816	527	78	8,504	18.7	67.7
Twelfth Grade	4,422	196	5,783	228	149	10,778	23.7	91.4
College 1-2	1,482	53	1,291	41	51	2,918	6.4	97.8
College 3-4	465	24	303	14	18	824	1.8	99.6
Post Graduate	120	3	39	1	3	166	0.4	100.0
Data Unavailable	4,624	74	5,422	104	359	10,583		
TOTAL	21,117	1,175	30,818	1,714	1,228	56,052	100.0	100.0
Average	10.4	10.2	10.4	10.2	9.3	10.4		
Median	11.0	10.0	11.0	11.0	9.0	11.0		

INMATE STATUS POPULATION

MANDATORY AND HABITUAL OFFENDERS

(INMATE POPULATION ON JUNE 30, 1994)

Category	White Males	White Females	Black Males	Black Females	Other Males	Total	Percent
TOTAL	21,117	1,175	30,818	1,714	1,228	56,052	100.0
MANDATORY AND HABITUAL	4,982	225	9,184	357	363	15,111	27.0
NON-MANDATORY/NON-HABITUAL	16,135	950	21,634	1,357	865	40,941	73.0
Mandatory Sentence Type	White Males	White Females	Black Males	Black Females	Other Males	Total	Percent
FIREARM	1,190	65	2,812	79	113	4,259	7.6
No Additional Mandatory	1,033	58	2,449	72	106	3,718	6.6
Additional Mandatory	157	7	363	7	7	541	1.0
CRIME AGAINST L.E.O.	34	0	35	3	1	73	0.1
No Additional Mandatory	31	0	27	3	1	62	0.1
Additional Mandatory	3	0	8	0	0	11	0.0
DRUG TRAFFICKING	744	78	540	89	103	1,554	2.8
No Additional Mandatory	729	78	496	88	102	1,493	2.7
Additional Mandatory	15	0	44	1	1	61	0.1
DRUGS 1,000 FT. OF SCHOOL	22	5	233	16	2	278	0.5
No Additional Mandatory	21	5	190	13	2	231	0.4
Additional Mandatory	1	0	43	3	0	47	0.1
DRUGS 200 FT. OF PUBLIC FACILITY	0	0	43	5	0	48	0.1
No Additional Mandatory	0	0	34	4	0	38	0.1
Additional Mandatory	0	0	9	1	0	10	0.0
MANDATORY 25 YEARS	1,305	58	963	36	68	2,430	4.3
No Additional Mandatory	1,184	51	824	34	63	2,156	3.8
Additional Mandatory	121	7	139	2	5	274	0.5
SPECIAL WEAPON	18	0	27	0	1	46	0.1
No Additional Mandatory	17	0	21	0	1	39	0.1
Additional Mandatory	1	0	6	0	0	7	0.0
Habitual Offender Type	White Males	White Females	Black Males	Black Females	Other Males	Total	Percent
HABITUAL OFFENDER*	2,075	35	5,529	153	91	7,883	14.1
No Additional Mandatory	1,967	33	5,143	143	88	7,374	13.1
Additional Mandatory	108	2	386	10	3	509	1.0
FELONY HABITUAL OFFENDER	1,883	33	4,831	142	78	6,967	12.4
No Additional Mandatory	1,796	31	4,539	134	75	6,575	11.7
Additional Mandatory	87	2	292	8	3	392	0.7
VIOLENT HABITUAL OFFENDER	192	2	698	11	13	916	1.6
No Additional Mandatory	171	2	604	9	13	799	1.4
Additional Mandatory	21	0	94	2	0	117	0.2

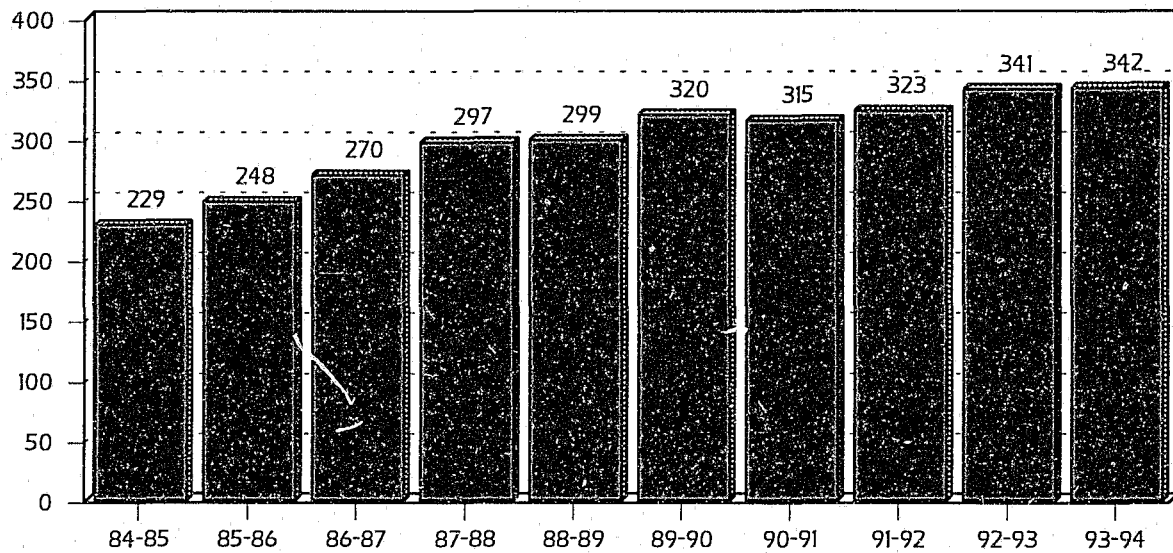
* Includes felony and violent habitual offenders. Some inmates are sentenced as both felony and violent habitual offenders.

DEATH ROW

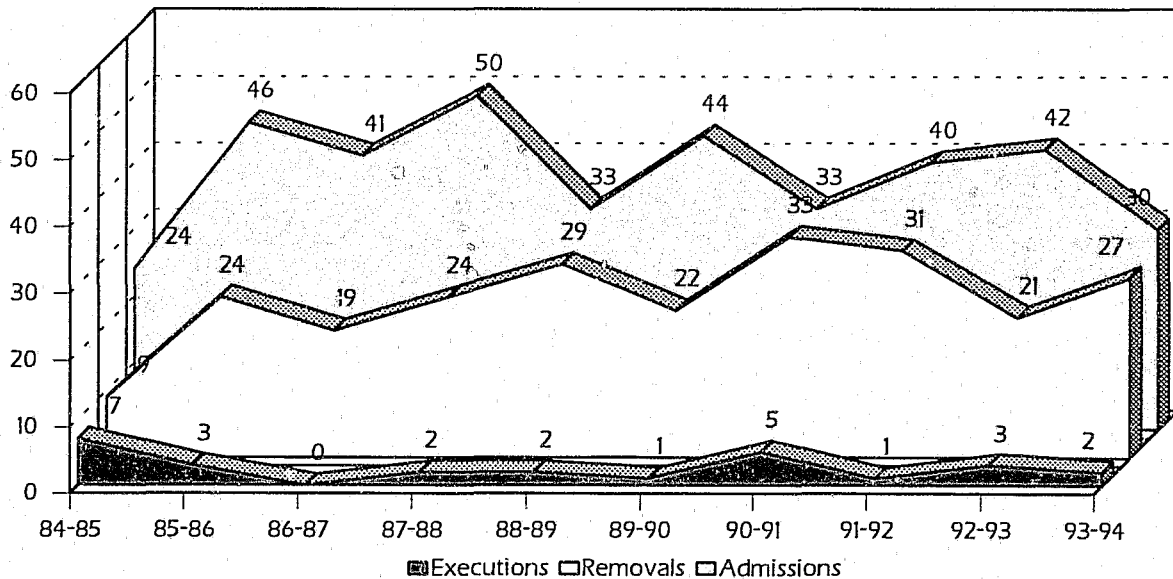
The state of Florida was given the authority to execute inmates by the 1923 Legislature, and the following year Frank Johnson was the first inmate ever executed by the state. Male inmates under sentence of death are housed at Union Correctional Institution (C.I.) at Raiford or Florida State Prison in Starke, and female inmates reside at Broward C.I. in Pembroke Pines. The sole method of execution in Florida is the electric chair. The executioner is an anonymous, private citizen who is paid \$150 per execution.

This section details the death row population over the last 10 years, the most frequent counties of conviction and the nature of additions and removals from death row.

Death Row Population at the end of each Fiscal Year



Additions and Removals from Death Row FY 1984-85 to FY 1993-94

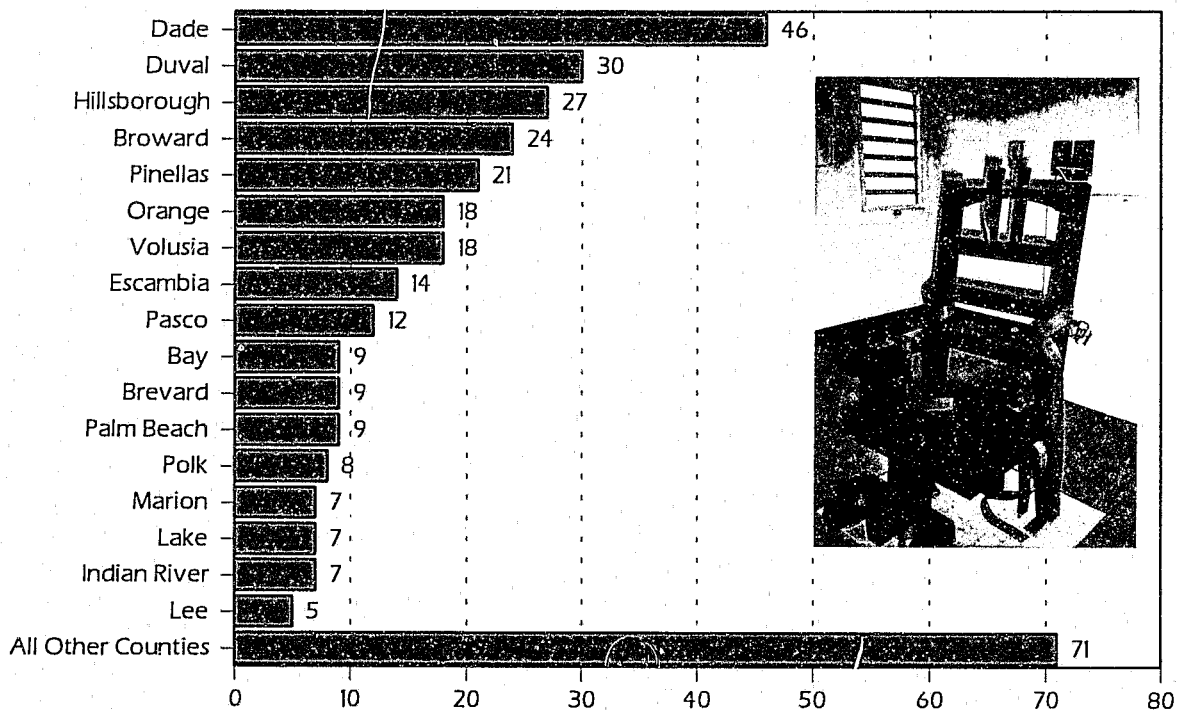


DEATH ROW

GENDER AND RACE OF DEATH ROW INMATES AS OF JUNE 30, 1994

	1984/85	1985/86	1986/87	1987/88	1988/89	1989/90	1990/91	1991/92	1992/93	1993/94
GENDER										
Males	228	246	266	292	295	317	312	318	335	336
Females	1	2	4	5	4	3	3	5	6	6
RACE										
Black	87	89	99	107	106	115	113	115	121	126
White	141	158	167	183	183	190	186	192	204	202
Other	1	1	4	7	10	15	16	16	16	14
RACE/GENDER										
White Males	141	157	164	179	180	188	184	189	200	198
Black Males	87	88	98	106	105	114	112	113	119	124
Other Males	1	1	4	7	10	15	16	16	16	14
White Females	0	1	3	4	3	2	2	3	4	4
Black Females	0	1	1	1	1	1	1	2	2	2
TOTAL	229	248	270	297	299	320	315	323	341	342

County of Conviction for Inmates on Death Row June 30, 1994



DEATH ROW

EXECUTIONS IN FLORIDA SINCE REINSTATEMENT OF THE DEATH PENALTY: 33

Race of Offender			Execution Averages	
White:	22	66.7%	9.4	average years served
Black:	11	33.3%	40.9	average age at execution
Total:	33	100.0%	30.2	average age at offense
			10.7	average years between offense and execution
			2.8	average number of death warrants before execution

TOTAL EXECUTIONS (MAY 1979 TO JUNE 1994)

Offender Name	Race/Gender	Date of Execution	Age at Offense	Age at Execution	# Death Warrants
Spengelink, John	WM	05/29/79	23	30	2
Sullivan, Robert	WM	11/30/83	25	36	2
Antone, Anthony	WM	01/26/84	57	66	2
Goode, Arthur	WM	04/05/84	21	30	2
Adams, James	BM	05/10/84	37	47	2
Shriner, Carl	WM	06/20/84	22	30	2
Washington, David	BM	07/13/84	26	34	3
Dobbert, Ernest	WM	09/07/84	33	46	3
Henry, James	BM	09/20/84	24	34	2
Palmer, Timothy*	WM	11/08/84	29	37	2
Raulerson, James	WM	01/30/85	25	34	3
Witt, Johnny	WM	03/06/85	30	42	2
Francois, Marvin+	BM	05/29/85	31	39	2
Thomas, Daniel	BM	04/15/86	26	37	2
Funchess, David	BM	04/22/86	27	39	2
Straight, Ronald*	WM	05/20/86	31	42	2
White, Beauford+	BM	08/28/87	31	41	3
Darden, Willie	BM	03/15/88	40	54	7
Daugherty, James	WM	11/07/88	20	33	2
Bundy, Theodore++	WM	01/24/89	31	42	4
Adams, Aubrey	WM	05/04/89	20	31	4
Tafero, Jessie	WM	05/04/90	29	43	3
Bertolotti, Anthony	BM	07/27/90	31	38	3
Hamblen, James	WM	09/21/90	56	61	3
Clark, Raymond	WM	11/19/90	36	49	5
Harich, Roy	WM	04/24/91	23	32	3
Francis, Marion	BM	06/24/91	31	46	3
Martin, Nollie Lee	WM	05/12/92	28	42	4
Kennedy, Edward	BM	07/21/92	35	48	4
Henderson, Robert	WM	04/21/93	37	48	2
Johnson, Larry	WM	05/08/93	35	48	4
Durocher, Michael	WM	08/25/93	23	33	1
Stewart, Roy	WM	04/22/94	23	37	4

*+ These offenders were executed for the same offense.

** Theodore Bundy had two death warrants signed on two separate death sentences.

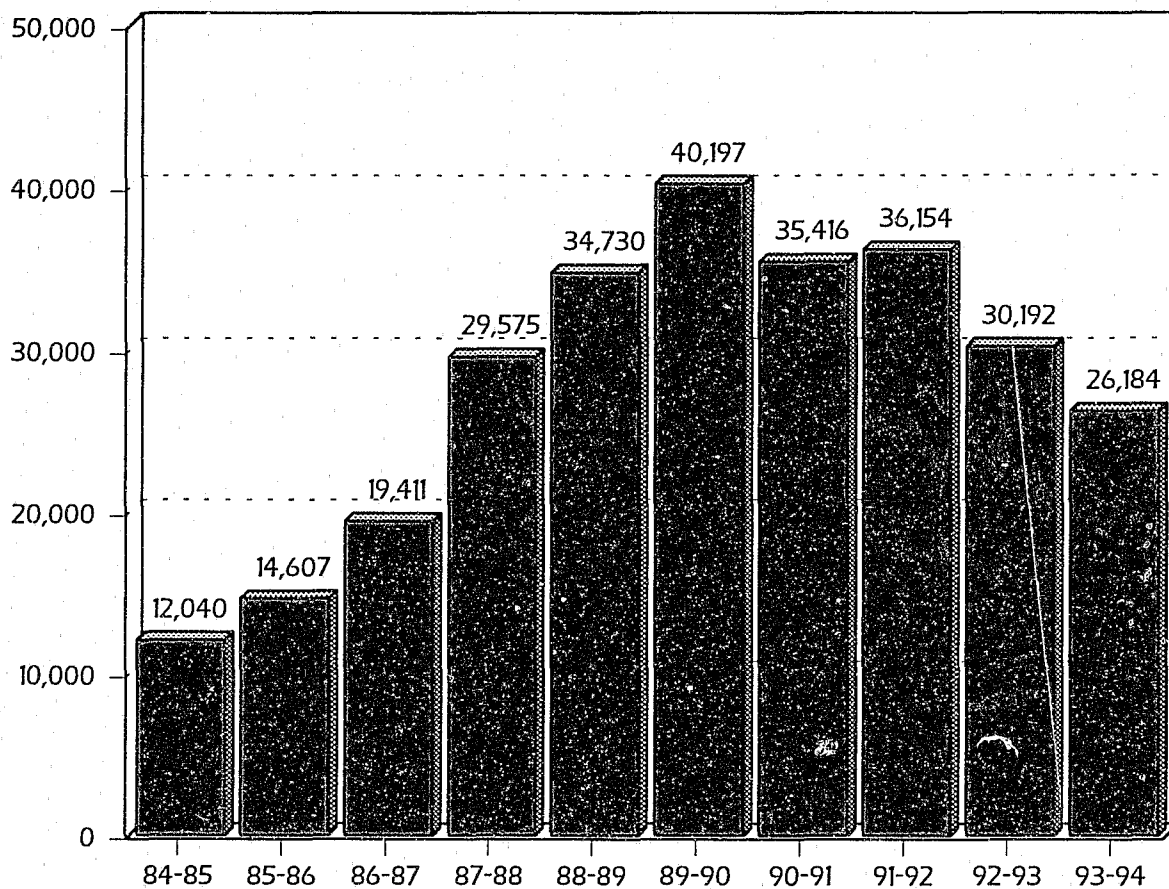
INMATE RELEASES

This section includes statistics on the number of inmates who were released from the Florida prison system during the period from July 1, 1993 through June 30, 1994.

Releases are grouped into two broad categories: "Releases" and "Temporary Releases." Releases are those whose term of incarceration has been completed. Temporary releases are those who have not completed their sentences and will return to an institution.

Permanent Inmate Releases

FY 1984-85 to 1993-94



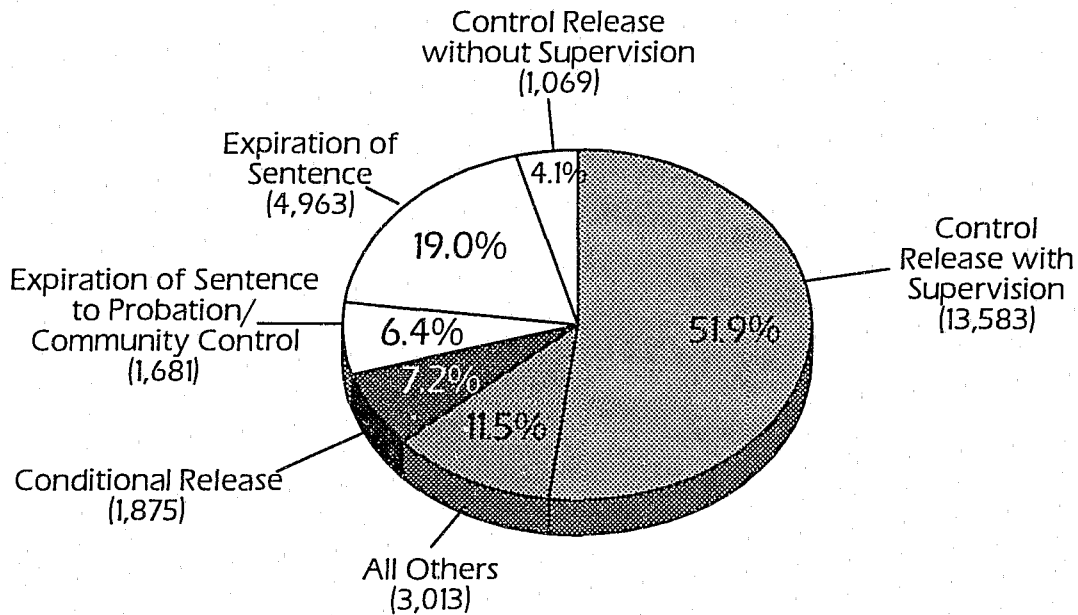
INMATE RELEASES

INMATE RELEASES AND TRANSFERS

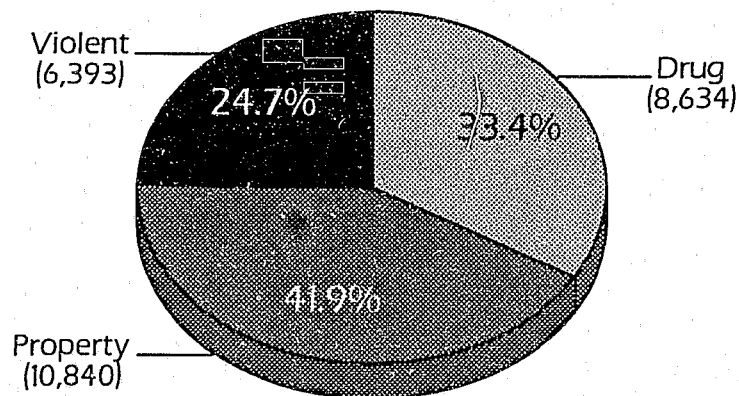
(FY 1993-94)

RELEASES	7/93	8/93	9/93	10/93	11/93	12/93	1/94	2/94	3/94	4/94	5/94	6/94	Total
Expiration of Sentence	507	290	351	387	435	533	290	394	431	582	315	448	4,963
Release to Probation	194	94	131	153	137	163	82	121	133	205	102	166	1,681
Control Release without Supervision	92	233	142	129	153	130	70	65	22	20	7	6	1,069
Control Release with Supervision	525	1,343	1,150	1,178	1,526	1,439	1,007	1,171	937	1,150	989	1,168	13,583
Parole	9	23	17	14	14	25	13	23	15	16	11	20	200
Conditional Release	179	92	154	167	144	197	90	157	172	248	104	171	1,875
Supervised Community Release	58	80	62	68	68	63	77	59	81	72	68	63	819
Death	11	18	14	18	20	13	11	19	16	24	22	19	205
Interstate Compact	3	15	21	23	19	9	19	8	28	26	16	20	207
Conditional & Control Release Reinstated	35	46	51	68	74	42	54	54	50	59	72	83	688
Conditional Medical Release	0	0	0	0	0	1	0	1	1	2	3	0	8
Other	70	78	73	69	79	70	56	73	56	45	75	142	886
Release Sub-Total	1,683	2,312	2,166	2,274	2,669	2,685	1,769	2,145	1,942	2,449	1,784	2,306	26,184
TEMPORARY RELEASES													
	7/93	8/93	9/93	10/93	11/93	12/93	1/94	2/94	3/94	4/94	5/94	6/94	Total
Out to Court	587	554	602	581	481	456	595	561	651	572	618	603	6,861
Escapes	21	20	27	17	27	26	24	26	24	36	45	31	324
Other Releases	79	75	63	70	68	55	67	49	52	63	70	61	772
Temporary Release Sub-Total	687	649	692	668	576	537	686	636	727	671	733	695	7,957
Total Release/Temporary Release	2,370	2,961	2,858	2,942	3,245	3,222	2,455	2,781	2,669	3,120	2,517	3,001	34,141
TRANSFERS ACROSS INSTITUTIONS													
	7/93	8/93	9/93	10/93	11/93	12/93	1/94	2/94	3/94	4/94	5/94	6/94	Total
Received From	10,126	10,190	9,348	9,399	9,477	9,299	9,418	9,260	10,397	9,690	10,344	10,769	117,717
Transferred To	10,121	10,128	9,319	9,365	9,291	9,177	9,326	9,230	10,196	9,247	10,242	10,255	115,897


Prison Release Types: Annual Totals (FY 1993-94)



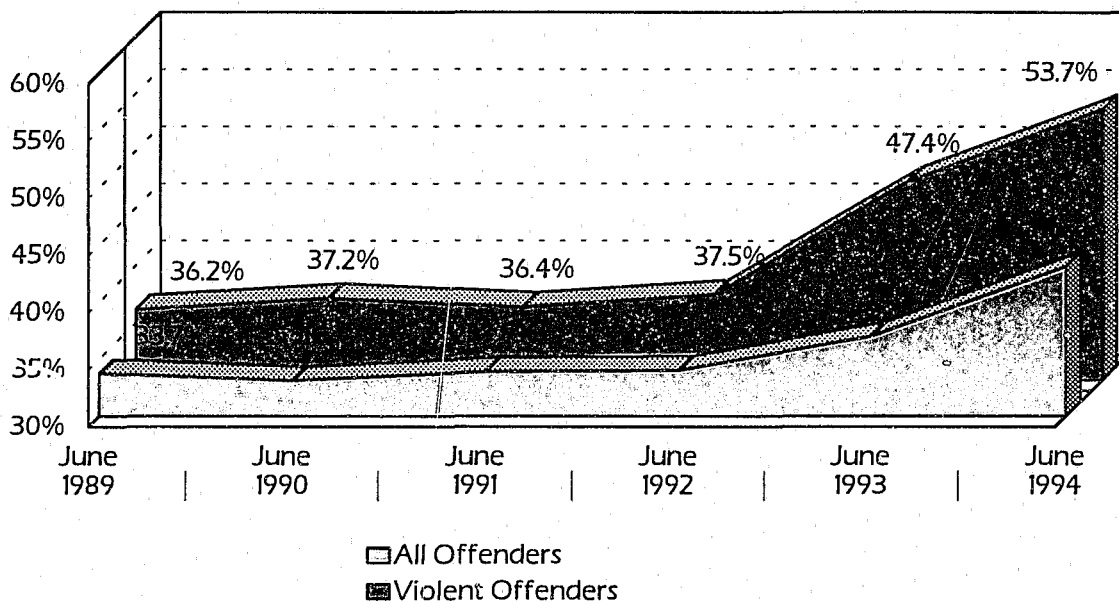
Prison Releases by Offense Type: Violent, Property, Drug* (FY 1993-94)



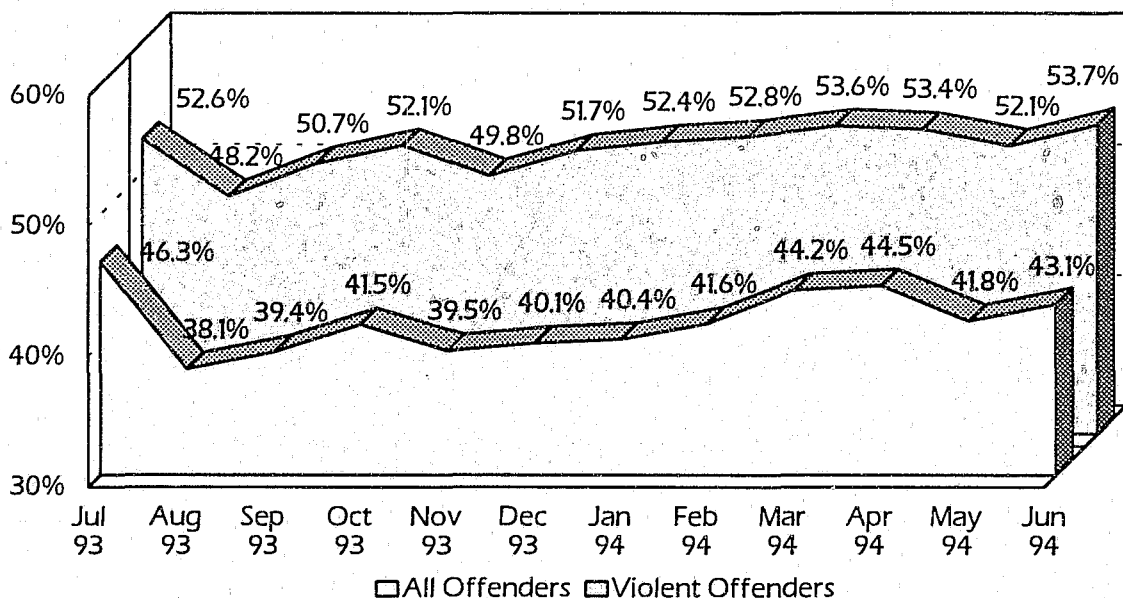
* Offense category is not known for 317 cases.



Average Percentage of Sentence* Served Over Six Years

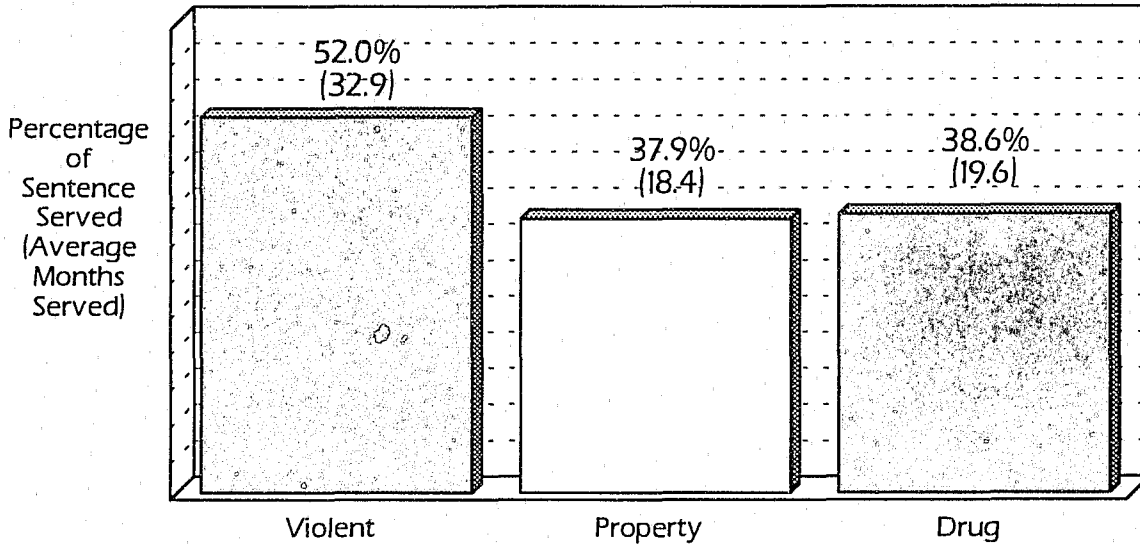


Average Percentage of Sentence Served by Month (FY 1993-94)

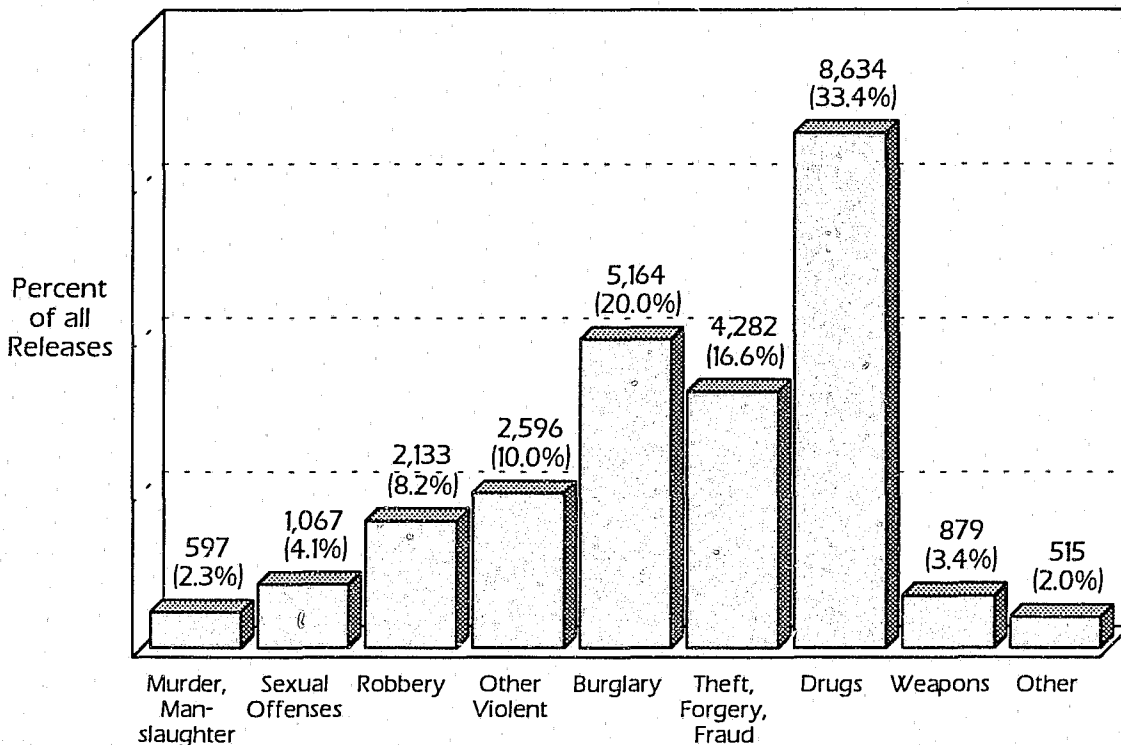


* Life sentences are excluded for all time served data

Time Served and Percentage of Sentence Served by Offense Type (FY 1993-94)



Prison Releases by Offense Category* (FY 1993-94)



* Offense category is not known for 317 cases.

COMMUNITY SUPERVISION

TYPES OF COMMUNITY SUPERVISION IN THE FLORIDA DEPARTMENT OF CORRECTIONS

I. Court Originated Sanctions

Probation

A court-ordered term of community supervision under specified conditions for a set period of time not to exceed the maximum sentence for the offense of conviction, which may be either a felony or a felony reduced to a misdemeanor.

Community Control

Intensive court-ordered supervision in lieu of prison involving quasi-confinement of convicted felons to their homes with numerous monthly contacts by officers having restricted caseloads. At the direction of the court or election by the Department, Community Control may involve electronic monitoring of offenders.

Pretrial Intervention

A supervision program intended to divert persons charged with any non-violent felony of the third degree from further prosecution and possible adjudication of guilt. Approval of the program administrator, the state attorney, the judge, and the victim allow the charged person to enter Pretrial Supervision, the successful completion of which results in a dismissal of charges.

Drug Offender Probation

An intensive, treatment-oriented form of supervision administered by officers with restricted caseloads for offenders with chronic substance abuse problems and convictions on drug offenses.

Administrative Probation

A non-contact supervision program for low risk offenders requiring only compliance with all laws.

II. Supervision as a Condition for Early Prison Release

Parole

At the discretion of the Florida Parole Commission, a conditional extension to the community of the limits of confinement for inmates whose prison terms resulted from convictions occurring prior to the advent of Florida's Sentencing Guidelines in October 1983.

Conditional Release

For certain violent and chronic offenders perpetrating their crimes on or after October 1, 1988, a prison release supervision program whose terms and conditions are set by the Florida Parole Commission. The maximum term of supervision cannot exceed the inmate's prison sentence.

Control Release

Created to maintain the state's prison population within its mandated capacity, Control Release is managed by the Control Release Authority (CRA), made up of the members of the Parole Commission. The CRA uses a system of uniform criteria to determine the number and types of inmates released to supervision prior to the expiration of their sentences. Inmates convicted of crimes occurring on or after October 1, 1983, are eligible, with the exception of habitual offenders, sex offenders, offenders committing crimes against a law enforcement officer, and offenders serving minimum mandatory sentences. Supervision time cannot exceed the inmate's prison sentence.

Administrative Control Release

As an option effective May 25, 1992, the Control Release Authority may, at its discretion, waive supervision contacts and require only that inmates placed on Control Release live within the law.

COMMUNITY SUPERVISION

Supervised Community Release

A release program, at the discretion of the Department, for selected inmates who are within 90 days of release from a prison term for an offense occurring before July 1, 1988, or later than that date if no Provisional Credits have been earned.

Conditional Medical Release

Upon recommendation by the Department, the Florida Parole Commission may release under conditions at its discretion any inmate judged to be physically incapacitated or terminally ill.

III. Other Supervision

Upon request, the Department may supervise offenders subject to parole or work release from a county jail.

❖ For purposes of statistical reporting in most of the pages that follow, supervision types will be grouped into eight categories:

1. Probation, which includes felony, misdemeanor, and administrative cases.
2. Community Control, whether under court or Florida Parole Commission jurisdiction.
3. Pretrial Intervention
4. Control Release, whether regular or administrative.
5. Parole
6. Conditional Release
7. Drug Offender Probation
8. Other, including Supervised Community Release, Conditional Medical Release, and county-level supervision performed by the Department.

DUTIES OF PROBATION AND PAROLE SERVICES

In addition to supervising offenders, Probation


and Parole Services performs a number of related duties, which include collecting court-ordered payments from offenders, conducting drug tests (pg. 37), and preparing offender investigations.

COURT-ORDERED PAYMENTS COLLECTED OVER THE PAST FOUR YEARS

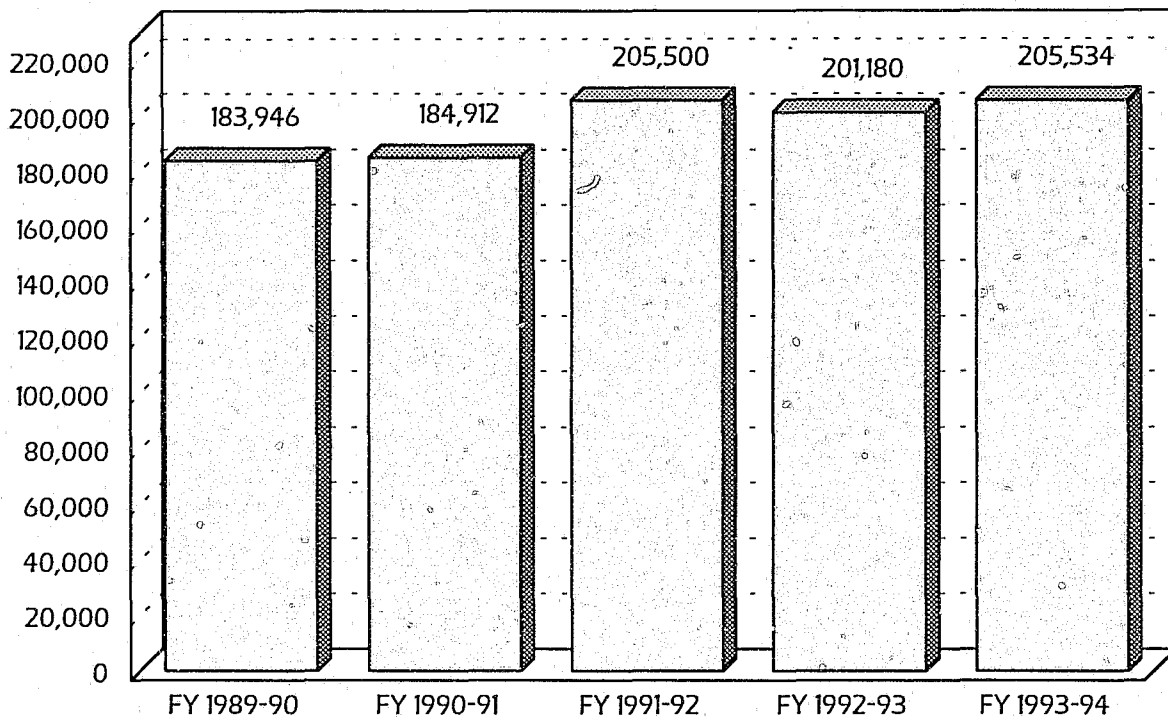
	Cost of Supervision	Victim Restitution	Fines and Court Costs	TOTAL
FY 1990-91	\$20,738,454	\$18,187,957	\$7,982,568	\$46,908,979
FY 1991-92	\$20,409,668	\$17,892,787	\$8,552,383	\$46,854,838
FY 1992-93	\$20,135,584	\$18,092,534	\$8,522,615	\$46,750,733
FY 1993-94	\$18,930,643	\$18,540,461	\$9,608,797	\$47,079,901

COMMUNITY SUPERVISION

Payments Collected During FY 1993-94



Investigations Conducted Over the Past Five Years

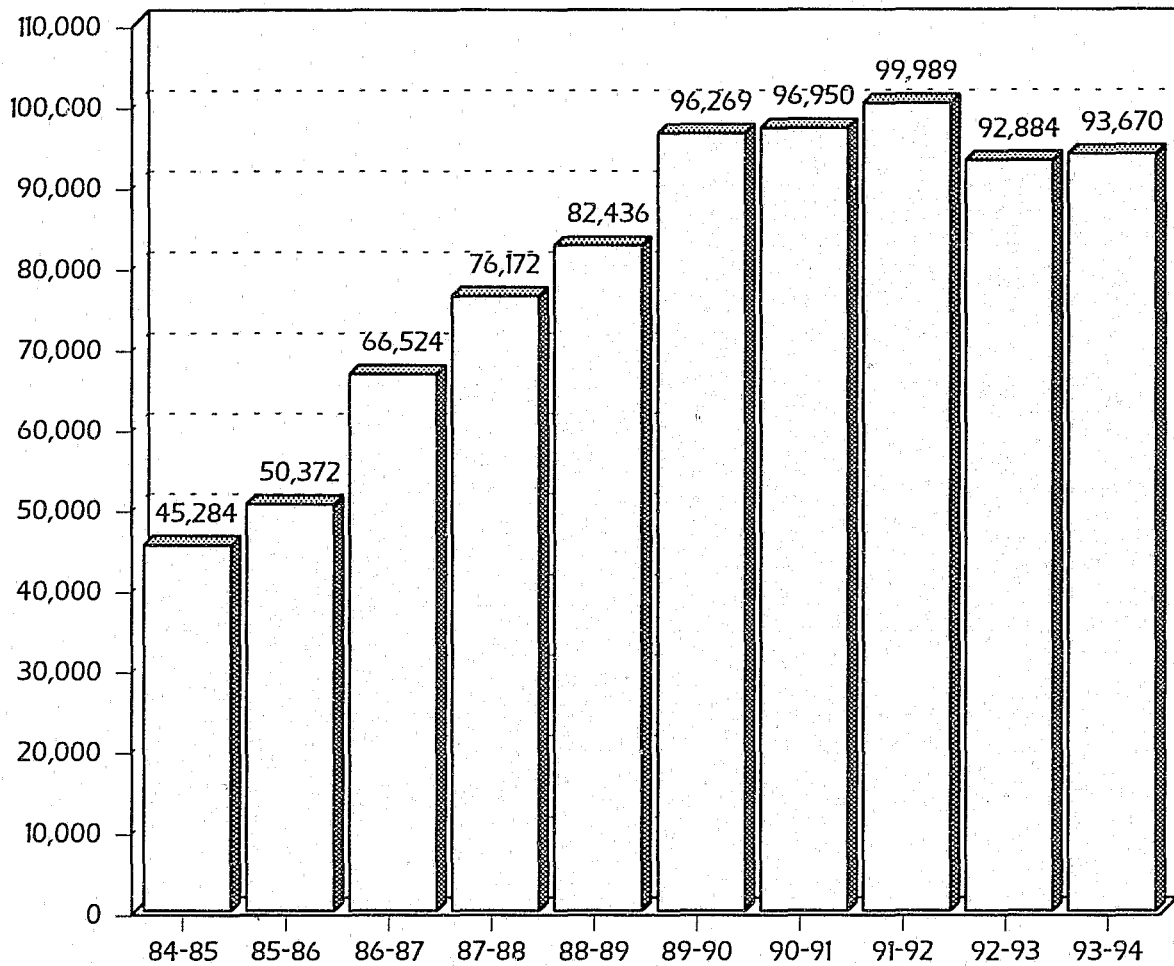


COMMUNITY SUPERVISION ♦ ADMISSIONS

COMMUNITY SUPERVISION ADMISSIONS

The supervision admission population consists of all offenders beginning supervision through specific court placement or by other assignment to a community-based program as a condition of prison release.

Admissions to Community Supervision FY 1984-85 to FY 1993-94



COMMUNITY SUPERVISION • ADMISSIONS

SUPERVISION ADMISSIONS BY MONTH FOR FY 1993-94

Category	7/93	8/93	9/93	10/93	11/93	12/93	1/94	2/94	3/94	4/94	5/94	6/94	Total	Percent
Felony Probation	4,077	3,987	4,273	4,086	4,227	3,612	4,228	3,893	4,407	4,091	4,144	4,509	49,534	52.9
Misdemeanor Probation	97	78	111	83	109	67	111	101	142	111	101	109	1,220	1.3
Parole--State	107	93	79	76	82	86	106	86	111	93	95	104	1,118	1.2
Parole--County	0	0	0	0	0	0	0	0	0	1	1	2	4	0.0
County Work Release	0	0	0	1	3	0	1	0	0	0	1	2	8	0.0
Pretrial Intervention	630	578	621	589	524	557	646	609	738	691	669	739	7,591	8.1
Community Control	1,376	1,436	1,412	1,368	1,370	1,264	1,380	1,250	1,469	1,235	1,270	1,400	16,230	17.3
Community Control--Parole	0	0	0	0	0	0	0	1	0	0	1	1	3	0.0
Administrative Probation	27	24	36	40	35	23	30	16	30	22	24	38	345	0.4
Supervised Community Release	53	67	55	65	60	57	73	51	78	65	64	59	747	0.8
Conditional Release	172	87	145	160	145	191	84	148	166	235	95	163	1,791	1.9
Control Release	327	863	796	816	1,068	1,017	722	822	647	777	691	824	9,370	10.0
Drug Offender Probation	297	271	294	292	294	284	262	269	318	300	365	413	3,659	3.9
Administrative Control Release	96	235	159	164	195	176	113	177	159	222	164	180	2,040	2.2
Conditional Medical Release	1	0	0	0	0	0	0	2	1	2	3	1	10	0.0
TOTAL	7,260	7,719	7,981	7,740	8,112	7,334	7,756	7,425	8,266	7,845	7,688	8,544	93,670	100.0

COMMUNITY SUPERVISION ♦ ADMISSIONS

RACE/GENDER (SUPERVISION ADMISSIONS FOR FY 1993-94)

Category	Probation	Community Control	Pretrial Intervention	Control Release	Parole	Drug Offender Probation	Conditional Release	Other	Total	Percent
White Male	26,039	7,726	4,123	3,795	632	1,412	447	361	44,535	47.6
White Female	5,578	1,398	1,668	567	58	448	23	25	9,765	10.4
Black Male	14,713	5,643	1,113	5,994	311	1,394	1,214	334	30,716	32.8
Black Female	3,858	1,286	633	866	23	379	89	38	7,172	7.7
Other Male	825	175	39	184	86	24	18	11	1,362	1.5
Other Female	73	4	10	0	8	0	0	0	95	0.1
Data Unavailable	13	1	5	4	0	2	0	0	25	
TOTAL	51,099	16,233	7,591	11,410	1,118	3,659	1,791	769	93,670	100.0

ETHNICITY (SUPERVISION ADMISSIONS FOR FY 1993-94)

Category	Probation	Community Control	Pretrial Intervention	Control Release	Parole	Drug Offender Probation	Conditional Release	Other	Total	Percent
Hispanic	4,078	886	387	456	132	143	63	50	6,195	7.3
Non-Hispanic	41,358	14,171	5,262	10,915	789	3,257	1,725	715	78,192	92.7
Data Unavailable	5,663	1,176	1,942	39	197	259	3	4	9,283	
TOTAL	51,099	16,233	7,591	11,410	1,118	3,659	1,791	769	93,670	100.0

CASE ORIGIN (SUPERVISION ADMISSIONS FOR FY 1993-94)

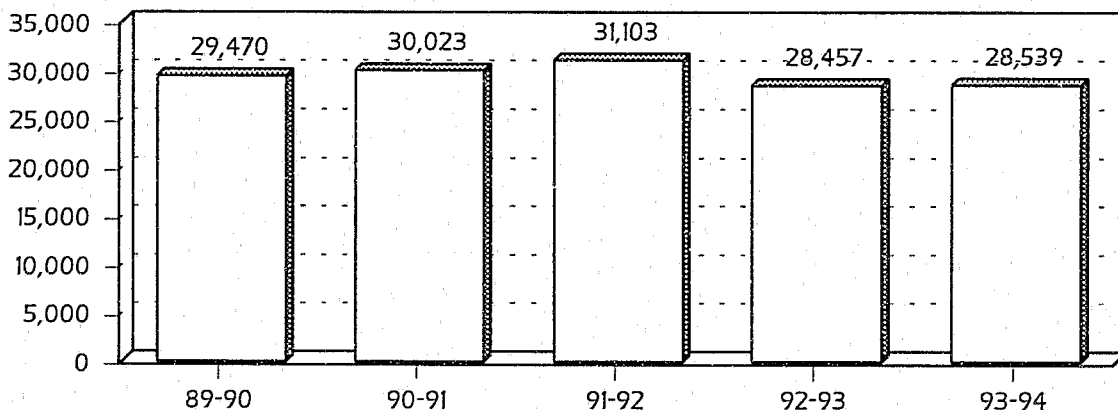
Category	Probation	Community Control	Pretrial Intervention	Control Release	Parole	Drug Offender Probation	Conditional Release	Other	Total	Percent
Out of State	2,246	8	12	0	831	3	0	2	3,102	3.4
Florida	48,100	15,960	7,546	11,408	253	3,603	1,790	765	89,425	96.6
Data Unavailable	753	265	33	2	34	53	1	2	1,143	
TOTAL	51,099	16,233	7,591	11,410	1,118	3,659	1,791	769	93,670	100.0

COMMUNITY SUPERVISION • ADMISSIONS

AGE AT ADMISSION (SUPERVISION ADMISSIONS FOR FY 1993-94)

Category	Probation	Community Control	Pretrial Intervention	Control Release	Parole	Drug Offender Probation	Conditional Release	Other	Total	Percent	Cum. Pct.
16 and Below	319	155	7	19	0	4	0	0	504	0.5	0.5
17	690	347	37	62	3	21	0	2	1,162	1.2	1.8
18	2,570	707	650	147	5	81	2	8	4,170	4.5	6.2
19	2,909	866	836	305	11	121	6	11	5,065	5.4	11.6
20	2,592	847	616	396	21	128	10	23	4,633	5.0	16.6
21	2,493	864	466	474	24	115	40	25	4,501	4.8	21.4
22	2,386	850	403	534	38	140	60	31	4,442	4.7	26.2
23	2,177	770	356	491	40	142	60	26	4,062	4.3	30.5
24	1,960	677	305	478	37	150	64	40	3,711	4.0	34.5
25 to 29	9,120	3,022	1,098	2,562	233	780	433	176	17,424	18.6	53.1
30 to 34	8,766	2,905	960	2,618	237	840	484	158	16,968	18.1	71.2
35 to 39	6,451	2,108	760	1,816	178	649	370	134	12,466	13.3	84.5
40 to 44	3,882	1,138	455	914	129	285	161	64	7,028	7.5	92.0
45 to 49	2,165	458	280	367	69	115	54	35	3,543	3.8	95.8
50 to 54	1,204	228	150	125	43	42	24	19	1,835	2.0	97.8
55 to 59	647	120	78	69	21	26	11	9	981	1.0	98.8
60 to 64	363	70	50	25	17	11	10	7	553	0.6	99.4
65 to 69	198	42	39	4	6	5	2	0	296	0.3	99.7
70 and Over	156	46	34	4	6	1	0	1	248	0.3	100.0
Data Unavail.	51	13	11	0	0	3	0	0	78	0.0	
TOTAL	51,099	16,233	7,591	11,410	1,118	3,659	1,791	769	93,670	100.0	100.0
AVERAGE	30.8	29.8	28.9	31.1	34.7	31.4	32.9	32.5	30.6		
MEDIAN	29.1	28.3	25.5	30.4	33.1	30.8	32.3	31.6	29.2		
MODE	25-29	25-29	25-29	30-34	30-34	30-34	30-34	25-29	25-29		

Admissions of Offenders Under Age 24 FY 1989-90 to FY 1993-94



COMMUNITY SUPERVISION ♦ ADMISSIONS

COUNTY OF CONVICTION (SUPERVISION ADMISSIONS FOR FY 1993-94)

County	Probation	Community Control	Pretrial Intervention	Control Release	Parole	Drug Offender Probation	Conditional Release	Other	Total	Percent
Alachua	676	150	306	198	1	66	66	7	1,470	1.6
Baker	65	24	12	9	0	5	1	0	116	0.1
Bay	714	209	149	219	4	0	19	7	1,321	1.4
Bradford	91	24	31	13	0	6	8	1	174	0.2
Brevard	1,009	412	172	306	0	16	24	27	1,966	2.1
Broward	6,081	1,906	284	1,420	38	808	214	112	10,865	11.7
Calhoun	39	19	0	5	0	0	1	0	64	0.1
Charlotte	201	82	0	56	1	0	1	1	342	0.4
Citrus	180	47	111	16	0	22	0	2	378	0.4
Clay	240	87	101	21	1	13	4	5	472	0.5
Collier	598	258	1	77	1	67	9	14	1,025	1.1
Columbia	284	128	3	50	1	61	5	1	533	0.6
Dade	5,785	993	813	888	42	74	194	99	8,888	9.6
DeSoto	111	50	6	28	0	1	6	1	203	0.2
Dixie	41	7	1	10	1	4	2	3	69	0.1
Duval	1,897	447	757	396	20	189	194	18	3,918	4.2
Escambia	1,702	545	449	319	4	1	63	20	3,103	3.4
Flagler	112	50	37	14	1	9	3	0	226	0.2
Franklin	58	3	0	12	0	0	0	1	74	0.1
Gadsden	301	83	1	69	2	1	13	1	471	0.5
Gilchrist	43	6	3	2	0	0	0	0	54	0.1
Glades	22	7	0	4	0	0	1	0	34	0.0
Gulf	68	31	36	10	0	0	2	1	148	0.2
Hamilton	55	12	2	16	0	9	0	0	94	0.1
Hardee	98	35	3	22	2	0	5	1	166	0.2
Hendry	132	22	0	13	0	0	4	0	171	0.2
Hernando	285	103	73	60	3	5	6	5	540	0.6
Highlands	231	85	23	61	1	0	3	3	407	0.4
Hillstrorough	3,955	2,482	818	1,450	16	400	167	99	9,387	10.1
Holmes	40	25	6	1	0	0	1	0	73	0.1
Indian River	303	77	36	89	0	20	10	3	538	0.6
Jackson	215	52	14	41	0	0	7	3	332	0.4
Jefferson	59	6	0	21	1	1	4	1	93	0.1
Lafayette	20	12	1	1	0	0	0	0	34	0.0
Lake	523	164	78	134	16	14	16	4	949	1.0

continued on next page

COMMUNITY SUPERVISION ♦ ADMISSIONS

COUNTY OF CONVICTION (cont'd) (SUPERVISION ADMISSIONS FOR FY 1993-94)

County	Probation	Community Control	Pretrial Intervention	Control Release	Parole	Drug Offender Probation	Conditional Release	Other	Total	Percent
Lee	561	237	0	160	1	0	20	16	995	1.1
Leon	1,078	249	74	177	7	38	35	9	1,667	1.8
Levy	94	17	20	22	0	0	3	2	158	0.2
Liberty	32	8	0	7	0	1	1	0	49	0.1
Madison	60	26	6	9	0	32	1	0	134	0.1
Manatee	1,020	249	122	89	1	41	22	10	1,554	1.7
Marion	776	455	53	187	0	193	24	11	1,699	1.8
Martin	308	42	46	109	1	73	9	3	591	0.6
Monroe	766	393	124	155	6	136	17	4	1,601	1.7
Nassau	115	21	39	20	1	0	1	0	197	0.2
Okaloosa	428	136	137	71	1	1	12	2	788	0.9
Okeechobee	160	56	25	30	2	1	2	0	276	0.3
Orange	3,078	788	328	729	14	275	107	52	5,371	5.8
Osceola	530	151	120	35	11	3	4	4	858	0.9
Palm Beach	1,974	344	386	391	3	225	95	25	3,443	3.7
Pasco	729	421	116	209	4	7	39	11	1,536	1.7
Pinellas	3,494	1,429	502	1,197	18	143	155	92	7,030	7.6
Polk	1,564	562	167	741	6	187	51	25	3,303	3.6
Putnam	205	55	28	51	3	21	9	1	373	0.4
St. Johns	233	27	94	69	5	19	7	1	455	0.5
St. Lucie	657	126	90	135	1	76	20	11	1,116	1.2
Santa Rosa	282	54	8	35	0	0	3	3	385	0.4
Sarasota	774	326	172	106	2	2	13	12	1,407	1.5
Seminole	1,071	282	90	135	3	34	6	8	1,629	1.8
Sumter	128	69	25	37	0	1	12	2	274	0.3
Suwannee	106	41	1	39	1	1	0	0	189	0.2
Taylor	122	45	11	15	0	13	1	2	209	0.2
Union	20	4	10	2	0	1	2	0	39	0.0
Volusia	1,265	627	424	375	5	287	63	19	3,065	3.3
Wakulla	53	17	0	7	1	0	2	0	80	0.1
Walton	108	34	0	5	0	0	1	0	148	0.2
Washington	75	24	1	8	0	0	0	0	108	0.1
Other State	2,246	8	12	0	831	3	0	2	3,102	3.4
Data Unavailable	753	265	33	2	34	53	1	2	1,143	
TOTAL	51,099	16,233	7,591	11,410	1,118	3,659	1,791	769	93,670	100.0

COMMUNITY SUPERVISION ♦ ADMISSIONS

PRIMARY OFFENSES

(SUPERVISION ADMISSIONS FOR FY 1993-94)

Category	Probation	Community Control	Pretrial Intervention	Control Release	Parole	Drug Offender Probation	Conditional Release	Other	Total	Percent
MURDER, MANSLAUGHTER	294	156	1	17	80	4	23	61	636	0.7
-1st Degree Murder	36	17	0	0	21	2	2	14	92	0.1
-2nd Degree Murder	63	43	0	0	32	0	7	23	168	0.2
-3rd Degree Murder	12	6	0	0	1	0	0	1	20	0.0
-Homicide, Other	51	17	0	1	1	0	1	6	77	0.1
-Manslaughter	70	45	1	12	23	1	13	8	173	0.2
-DUI Manslaughter	62	28	0	4	2	1	0	9	106	0.1
SEXUAL OFFENSES	1,670	866	91	0	72	4	57	0	2,760	3.0
-Capital Sexual Battery	178	44	9	0	4	0	1	0	236	0.3
-Life Sexual Battery	71	27	0	0	5	1	7	0	111	0.1
-1st Degree Sexual Battery	321	147	10	0	32	1	22	0	533	0.6
-Other Sexual Battery Offenses	59	36	7	0	16	0	1	0	119	0.1
-Lewd, Lascivious Behavior	1,041	612	65	0	15	2	26	0	1,761	1.9
ROBBERY	1,127	673	11	403	144	61	345	99	2,863	3.1
-Robbery with Weapon	372	221	3	70	80	13	117	76	952	1.0
-Robbery without Weapon	755	452	8	333	64	48	228	23	1,911	2.1
VIOLENT PERSONAL OFFENSES	7,837	2,284	589	422	61	172	538	87	11,990	13.1
-Aggravated Assault	2,145	505	194	89	22	36	98	5	3,094	3.4
-Aggravated Battery	2,086	822	103	199	21	33	186	37	3,487	3.8
-Assault and Battery on LEO	1,324	426	148	0	0	59	166	26	2,149	2.3
-Other Battery Offenses	860	111	21	9	4	8	6	1	1,020	1.1
-Aggravated Stalking	73	14	4	0	0	0	0	0	91	0.1
-Resisting Arrest with Violence	828	228	72	87	1	28	63	6	1,313	1.4
-Kidnapping	159	50	12	12	10	5	8	8	264	0.3
-Arson	55	36	5	20	1	1	0	2	120	0.1
-Abuse of Children	240	81	28	3	2	1	3	2	360	0.4
-Other Violent Offenses	67	11	2	3	0	1	8	0	92	0.1
BURGLARY	6,443	2,301	905	2,388	149	257	247	63	12,750	13.9
-Burglary of Structure	3,554	1,158	727	1,060	69	144	114	19	6,845	7.5
-Burglary of Dwelling	1,567	659	45	1,111	50	95	91	19	3,637	4.0
-Armed Burglary	215	147	4	125	6	4	19	17	537	0.6
-Burglary with Assault	256	139	10	43	7	2	19	7	483	0.5
-Other Burglary Offenses	851	198	119	46	17	12	4	1	1,248	1.4

continued on next page

COMMUNITY SUPERVISION • ADMISSIONS

PRIMARY OFFENSES (cont'd) (SUPERVISION ADMISSIONS FOR FY 1993-94)

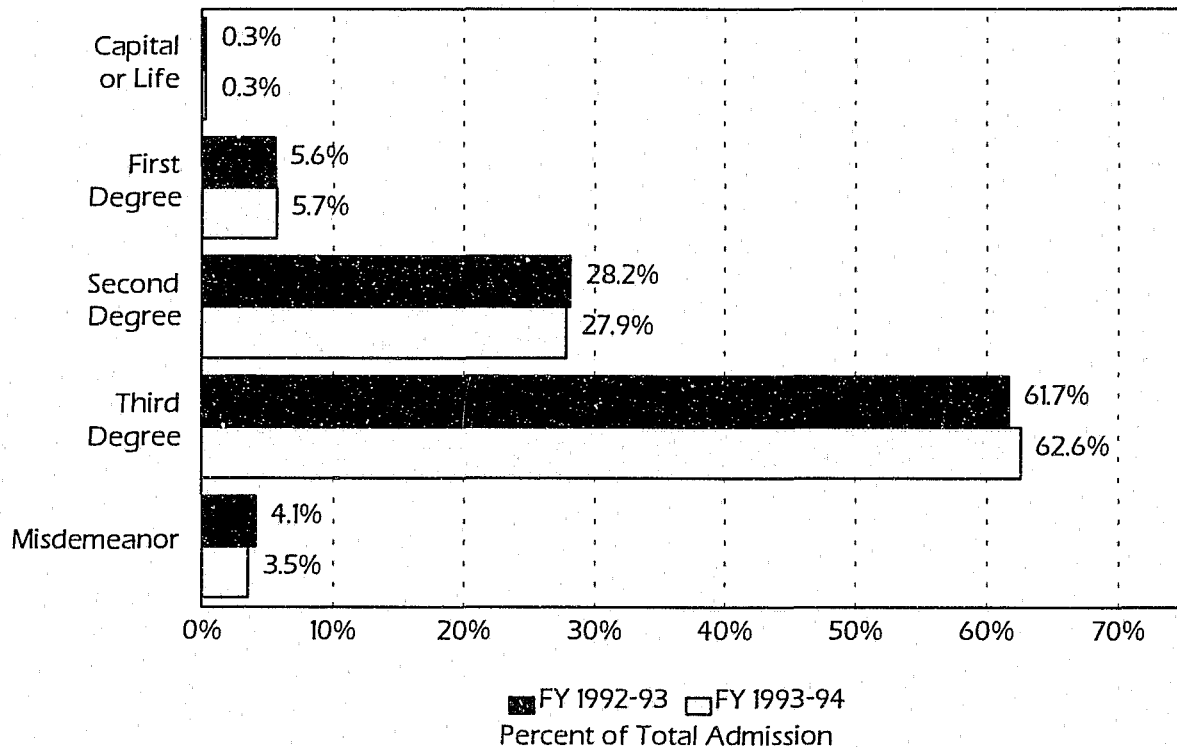
Category	Probation	Community Control	Pretrial Intervention	Control Release	Parole	Drug Offender Probation	Conditional Release	Other	Total	Percent
THEFT, FORGERY, FRAUD	13,085	3,269	3,119	2,565	169	400	123	41	22,771	24.8
-Grand Theft	5,230	1,267	1,333	663	78	143	25	6	8,745	9.5
-Grand Theft, Automobile	1,139	340	251	544	23	29	30	9	2,365	2.6
-Petit Theft, 3rd Conviction	408	101	35	146	6	15	11	3	726	0.8
-Stolen Property	1,190	563	96	581	20	54	25	13	2,542	2.8
-Forgery, Uttering & Counterfeiting	1,796	465	646	346	23	88	9	2	3,375	3.7
-Worthless Checks	1,298	205	283	90	5	18	1	1	1,901	2.1
-Fraudulent Practices	2,024	328	475	195	14	52	22	7	3,117	3.4
DRUGS	13,664	4,943	2,019	4,903	319	2,571	331	374	29,124	31.8
-Sale/Purchase/Manufacturing	4,430	2,006	391	2,968	113	901	200	65	11,074	12.1
-Trafficking	447	154	13	146	57	44	7	274	1,142	1.2
-Possession	8,787	2,783	1,615	1,789	149	1,626	124	35	16,908	18.4
WEAPONS, ESCAPE	3,500	737	408	467	40	44	111	16	4,323	4.7
-Escape	158	81	2	116	11	7	23	0	398	0.4
-Carry Concealed Firearm	1,356	232	346	78	11	23	6	0	2,052	2.2
-Possess Firearm or Any Weapon	372	210	3	203	9	6	73	5	881	1.0
-Shoot into Dwelling or Vehicle	255	125	18	43	0	4	7	5	457	0.5
-Other Weapons Offenses	359	89	39	27	9	4	2	6	535	0.6
OTHER OFFENSES	3,054	632	351	247	38	71	15	26	4,434	4.8
-Failure to Stop After Accident	341	113	42	39	1	8	1	4	549	0.6
-DUI, 4th Conviction	316	102	2	64	9	13	1	9	516	0.6
-Cause Injury While DUI	190	74	0	8	4	6	2	3	287	0.3
-Racketeering	32	6	1	11	1	0	0	1	52	0.1
-Criminal Procedure Violation	428	82	35	45	6	20	6	5	627	0.7
-Arson, Other	201	69	26	31	5	5	4	1	342	0.4
-Kidnapping, Custody Offenses	60	12	10	3	1	0	0	0	86	0.1
-Traffic, Other	177	14	5	1	1	2	0	1	201	0.2
-Pollution/Hazardous Materials	119	8	26	7	0	0	0	0	160	0.2
-Other Offenses	1,190	152	204	38	10	17	1	2	1,614	1.8
Data Unavailable	1,425	372	97	1	46	75	1	2	2,019	0.0
TOTAL	51,099	16,233	7,591	11,410	1,118	3,659	1,791	769	93,670	100.0

COMMUNITY SUPERVISION ♦ ADMISSIONS

FELONY CLASSIFICATION (SUPERVISION ADMISSIONS FOR FY 1993-94)

Category	Probation	Community Control	Pretrial Intervention	Control Release	Parole	Drug Offender Probation	Conditional Release	Other	Total	Percent
Capital Felony	18	6	4	0	7	0	0	0	35	0.0
Life Felony	133	51	0	21	16	2	29	35	287	0.3
First Degree	2,216	1,003	49	1,004	224	105	187	403	5,191	5.7
Second Degree	11,438	6,003	410	5,144	357	1,038	864	177	25,431	27.9
Third Degree	32,584	8,648	6,970	5,218	401	2,410	699	138	57,068	62.6
Redefined Misdemeanor	3,045	66	22	0	7	34	0	4	3,178	3.5
Misdemeanor	0	0	0	1	0	0	0	0	1	0.0
Data Unavailable	1,665	456	136	22	106	70	12	12	2,479	
TOTAL	51,099	16,233	7,591	11,410	1,118	3,659	1,791	769	93,670	100.0

Felony Class for Supervision Admissions A Comparison of FY 1992-93 with FY 1993-94



COMMUNITY SUPERVISION ♦ ADMISSIONS

SENTENCE LENGTH (SUPERVISION ADMISSIONS FOR FY 1993-94)

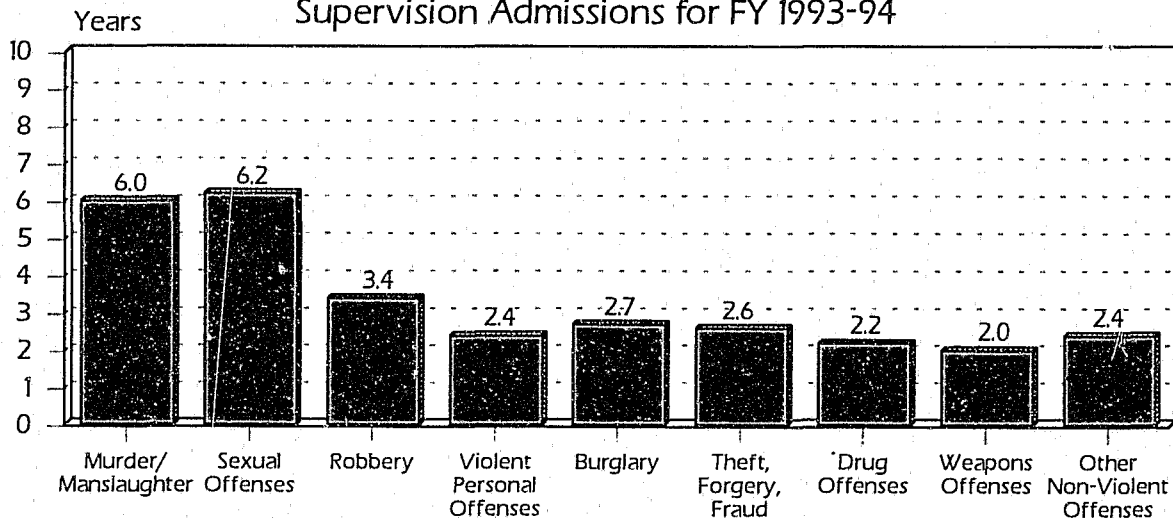
Category	Probation	Community Control	Pretrial Intervention	Control Release	Parole	Drug Offender Probation	Conditional Release	Other	Total	Percent	Cum. Pct.
1 Year or Less	14,020	2,332	5,456	3,897	140	379	682	594	27,500	29.7	29.7
GT 1, LE 2 Yrs.*	17,550	6,196	1,840	2,551	198	1,622	578	38	30,573	33.1	62.8
GT 2, LE 3 Yrs.	9,452	2,572	210	1,979	184	945	325	25	15,692	17.0	79.8
GT 3, LE 4 Yrs.	2,224	1,541	14	1,163	98	212	108	12	5,372	5.8	85.6
GT 4, LE 5 Yrs.	4,694	1,842	21	710	96	326	43	25	7,757	8.4	94.0
GT 5, LE 6 Yrs.	445	327	3	364	46	40	37	20	1,282	1.4	95.4
GT 6, LE 7 Yrs.	260	385	0	208	38	17	6	1	915	1.0	96.3
GT 7, LE 8 Yrs.	192	68	0	111	31	5	1	5	413	0.4	96.8
GT 8, LE 9 Yrs.	74	42	2	100	23	5	0	1	247	0.3	97.1
GT 9, LE 10 Yrs.	881	220	0	84	31	34	0	16	1,266	1.4	98.4
GT 10, LE 12 Yrs.	100	212	2	76	29	2	0	7	428	0.5	98.9
GT 12, LE 15 Yrs.	314	114	0	64	27	10	0	2	531	0.6	99.5
GT 15, LE 20 Yrs.	83	46	0	39	32	0	0	2	202	0.2	99.7
GT 20, LE 30 Yrs.	54	28	0	22	21	2	1	0	128	0.1	99.8
GT 30, LE 40 Yrs.	5	4	0	3	3	0	2	0	17	0.0	99.8
GT 40, LE 50 Yrs.	2	2	0	1	6	0	0	0	11	0.0	99.9
Over 50 Yrs.	10	4	0	1	22	0	0	0	37	0.0	99.9
Life	33	6	0	2	55	2	0	1	99	0.1	100.0
Data Unavail.	706	292	43	35	38	58	8	20	1,200	0.0	
TOTAL	51,099	16,233	7,591	11,410	1,118	3,659	1,791	769	93,670	100.0	100.0
Average	2.5	3.1	1.0	2.5	7.9	2.6	1.6	1.2	2.6		
Median	2.0	2.0	1.0	1.8	3.0	2.0	1.3	0.2	2.0		
Mode	GT 1, LT 2	GT 1, LT 2	LE 1	LE 1	GT 1, LT 2	GT 1, LT 2	LT 1	LT 1	GT 1, LT 2		

* GT - Greater than, LE - less than or equal to.

** For computation of average and median, life sentences were excluded.

Average Sentence Length for Felony Probationers by Offense Groups

Supervision Admissions for FY 1993-94



COMMUNITY SUPERVISION ♦ ADMISSIONS

PRIOR PRISON COMMITMENTS (SUPERVISION ADMISSIONS FOR FY 1993-94)

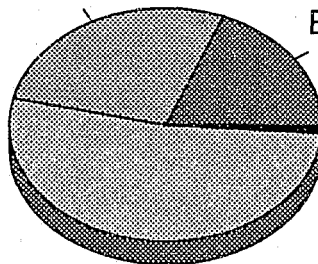
Category	Probation	Community Control	Pretrial Intervention	Control Release	Parole	Drug Offender Probation	Conditional Release	Other	Total	Percent
None	44,260	12,206	7,539	5,408	985	2,716	160	574	73,848	79.8
1	3,877	2,255	13	3,026	70	511	694	119	10,565	11.4
2	1,309	890	4	1,659	19	224	461	64	4,630	5.0
3	561	394	3	843	10	99	256	8	2,174	2.3
4	211	152	0	331	1	35	122	2	854	0.9
5 or more	143	72	0	142	1	22	97	0	477	0.5
Data Unavailable	738	264	32	1	32	52	1	2	1,122	0.0
TOTAL	51,099	16,233	7,591	11,410	1,118	3,659	1,791	769	93,670	100.0

PRIOR TERMS OF SUPERVISION (SUPERVISION ADMISSIONS FOR FY 1993-94)

Category	Probation	Community Control	Pretrial Intervention	Control Release	Parole	Drug Offender Probation	Conditional Release	Other	Total	Percent
None	34,798	4,477	7,131	1,106	847	1,325	132	339	50,155	53.5
1	9,833	6,060	398	3,155	77	1,154	445	210	21,332	22.8
2	3,853	3,131	52	3,203	145	642	471	122	11,619	12.4
3	1,636	1,540	6	2,153	18	314	421	59	6,147	6.6
4	652	669	1	1,126	28	149	213	28	2,866	3.1
5 or more	327	356	3	667	3	75	109	11	1,551	1.7
TOTAL	51,099	16,233	7,591	11,410	1,118	3,659	1,791	769	93,670	100.0

Total Prior Commitments to the Florida Department of Corrections Supervision Admissions for FY 1993-94

Prior Supervision Only
(27.4%)



Both Prior Prison
and Supervision
(19.1%)

Prior Prison Only
(1.1%)

No Prior Commitments
(52.4%)

COMMUNITY SUPERVISION ♦ ADMISSIONS

PROFILES

of Community Supervision Offenders Admitted During FY 1993-94

<p style="text-align: center;">The Typical Felony/Misdemeanor Probation Offender</p> <ul style="list-style-type: none"> • Is Male (81.4%) • Is White (61.9%) • Is 29 or Younger (53.4%) • Was Convicted of: <ul style="list-style-type: none"> Possession of Drugs (17.7%) Grand Theft (10.5%) Sale/Manufacture of Drugs (8.9%) • Is Under Supervision 2 Years or Less .. (62.5%) • Was Convicted In: <ul style="list-style-type: none"> Broward County (12.0%) Dade County (11.5%) Hillsborough County (7.9%) 	<p style="text-align: center;">The Typical Community Control Offender</p> <ul style="list-style-type: none"> • Is Male (83.4%) • Is White (56.2%) • Is 29 or Younger (56.1%) • Was Convicted of: <ul style="list-style-type: none"> Possession of Drugs (17.5%) Sale/Manufacture of Drugs (12.6%) Grand Theft (8.0%) • Is Under Supervision 2 Years or Less .. (53.4%) • Was Convicted In: <ul style="list-style-type: none"> Hillsborough County (15.5%) Broward County (11.9%) Pinellas County (8.9%)
<p style="text-align: center;">The Typical Pretrial Intervention Offender</p> <ul style="list-style-type: none"> • Is Male (69.5%) • Is White (76.3%) • Is 29 or Younger (63.0%) • Was Convicted of: <ul style="list-style-type: none"> Possession of Drugs (21.6%) Grand Theft (17.8%) Burglary of a Structure (9.7%) • Is Under Supervision 1 Year or Less (72.3%) • Was Convicted In: <ul style="list-style-type: none"> Hillsborough County (10.8%) Dade County (10.8%) Duval County (10.0%) 	<p style="text-align: center;">The Typical Parole Offender</p> <ul style="list-style-type: none"> • Is Male (92.0%) • Is White (61.7%) • Is 34 or Younger (58.1%) • Was Convicted of: <ul style="list-style-type: none"> Possession of Drugs (13.9%) Sale/Manufacture of Drugs (10.5%) Robbery with Weapon (7.5%) • Is Under Supervision 4 Years or Less .. (57.4%) • Was Convicted In: <ul style="list-style-type: none"> Another State (76.5%) Dade County (3.9%) Duval County (1.8%)

COMMUNITY SUPERVISION ♦ ADMISSIONS

PROFILES

of Community Supervision Offenders Admitted During FY 1993-94 (cont'd)

<p>The Typical Control Release Offender</p> <ul style="list-style-type: none"> • Is Male (87.4%) • Is Black (60.1%) • Is 34 or Younger (70.9%) • Was Convicted of: <ul style="list-style-type: none"> Sale/Manufacture of Drugs (26.0%) Possession of Drugs (15.7%) Burglary of a Dwelling (9.7%) • Is Under Supervision 2 Years or Less .. (56.7%) • Was Convicted In: <ul style="list-style-type: none"> Hillsborough County (12.7%) Broward County (12.4%) Pinellas County (10.5%) 	<p>The Typical Drug Offender Probation Offender</p> <ul style="list-style-type: none"> • Is Male (77.4%) • Is White (50.8%) • Is 34 or Younger (69.0%) • Was Convicted of: <ul style="list-style-type: none"> Possession of Drugs (45.4%) Sale/Manufacture of Drugs (25.1%) Burglary of a Structure (4.0%) • Is Under Supervision 3 Years or Less .. (81.8%) • Was Convicted In: <ul style="list-style-type: none"> Broward County (22.4%) Hillsborough County (11.1%) Orange County (7.6%)
<p>The Typical Conditional Release Offender</p> <ul style="list-style-type: none"> • Is Male (93.7%) • Is Black (72.8%) • Is 34 or Younger (64.7%) • Was Convicted of: <ul style="list-style-type: none"> Robbery Without a Weapon (12.7%) Sale/Manufacture of Drugs (11.2%) Aggravated Battery (10.4%) • Is Under Supervision 2 Years or Less ... (70.7%) • Was Convicted In: <ul style="list-style-type: none"> Broward County (12.0%) Duval County (10.8%) Dade County (10.8%) Hillsborough County (9.3%) 	<p>The Typical Administrative Probation Offender</p> <ul style="list-style-type: none"> • Is Male (75.4%) • Is White (61.4%) • Is 34 or Younger (55.8%) • Was Convicted of: <ul style="list-style-type: none"> Possession of Drugs (14.9%) Fraudulent Practices (13.7%) Grand Theft (9.9%) • Is Under Supervision 1 Year or Less (72.3%) • Was Convicted In: <ul style="list-style-type: none"> Broward County (22.6%) Alachua County (22.3%) Dade County (15.8%)

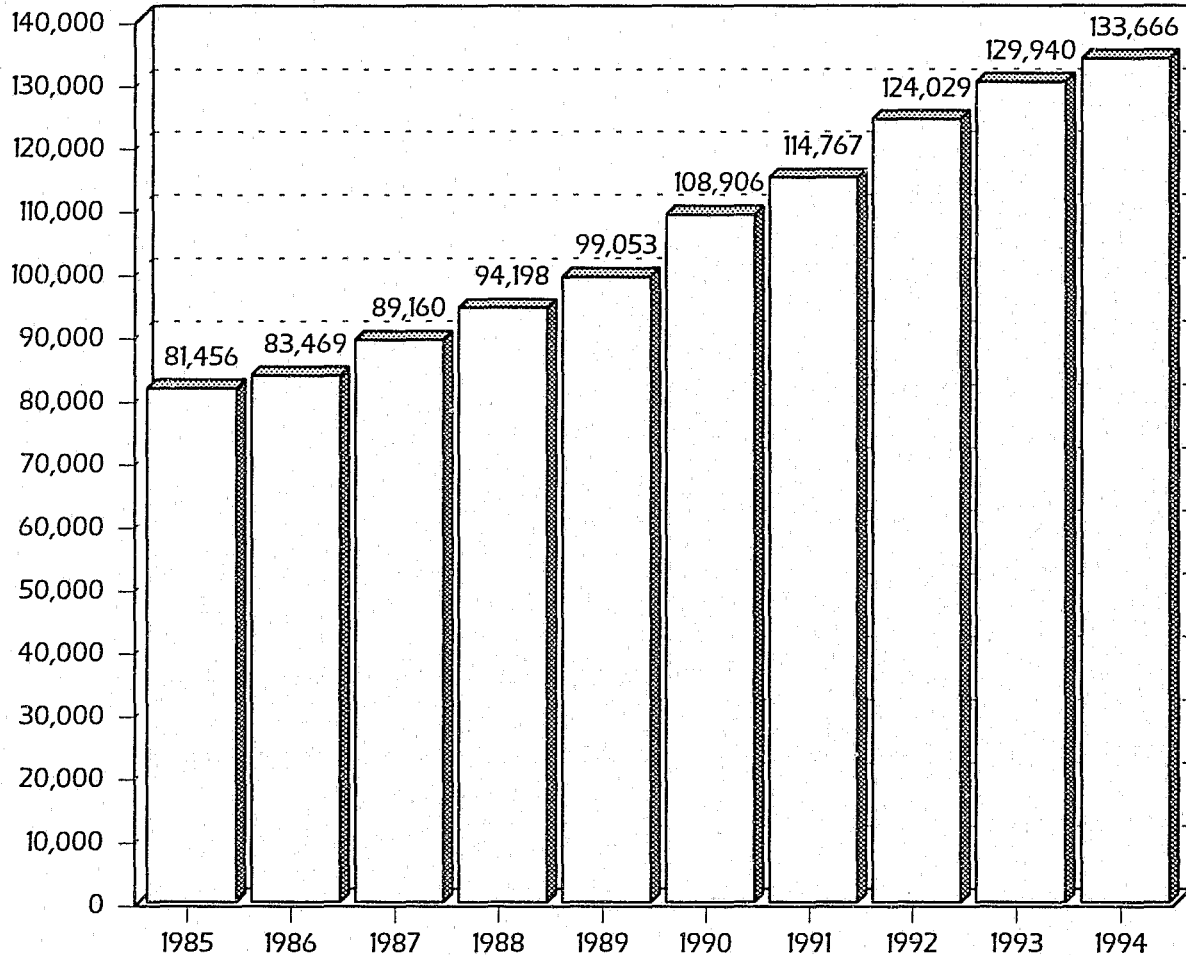
COMMUNITY SUPERVISION ♦ STATUS POPULATION

COMMUNITY SUPERVISION STATUS POPULATION

For any specified date, the community supervision status population consists of all offenders actively under supervision and those on supervision caseloads temporarily unavailable for direct supervision because of known and designated reasons, such as hospitalization, incarceration, etc.

Statistics on the status population are those for June 30, the final day of the fiscal year.

Offenders Under Community Supervision* A Ten Year Overview



* Historical figures differ from some previous reports due to the inclusion of the offenders in suspense status.

COMMUNITY SUPERVISION ♦ STATUS POPULATION

SUPERVISION STATUS POPULATION BY QUARTER OVER THE PAST FISCAL YEAR

Type of Supervision	9/30/93	12/31/93	3/31/94	6/30/94
Felony Probation	88,676	89,482	89,084	88,717
Misdemeanor Probation	1,135	1,107	1,177	1,212
Parole -- State	2,931	2,890	2,923	2,965
Parole -- County	2	1	0	4
Mandatory Conditional Release	2	1	0	0
County Work Release	3	6	8	10
Pretrial Intervention	5,724	5,926	6,120	6,455
Community Control	14,127	14,398	14,235	14,042
Community Control II - Elec. Monitoring	834	817	818	876
Community Control -- Parole	5	5	6	8
Administrative Probation	1,179	1,278	1,285	1,307
Supervised Community Release	178	173	200	190
Provisional Release	24	12	9	7
Conditional Release	1,424	1,524	1,592	1,705
Control Release	8,290	8,845	8,908	9,096
Drug Offender Probation	3,957	4,241	4,370	4,808
Administrative Control Release	2,304	2,253	2,215	2,256
Conditional Medical Release	5	3	6	8
Data Unavailable	0	0	0	0
TOTAL	130,800	132,962	132,956	133,666

COMMUNITY SUPERVISION ♦ STATUS POPULATION

RACE/GENDER

(SUPERVISION POPULATION ON JUNE 30, 1994)

Category	Probation	Community Control	Pretrial Intervention	Control Release	Parole	Drug Offender Probation	Conditional Release	Other	Total	Percent
White Male	48,665	7,529	3,531	3,912	1,617	2,028	433	93	67,808	50.7
White Female	10,362	1,311	1,496	561	122	576	19	9	14,456	10.8
Black Male	23,397	4,805	810	5,852	970	1,689	1,156	104	38,783	29.0
Black Female	7,094	1,134	578	836	78	480	81	10	10,291	7.7
Other Male	1,536	140	28	189	159	29	16	3	2,100	1.6
Other Female	147	4	9	0	18	4	0	0	182	0.1
Data Unavailable	35	3	3	2	1	2	0	0	46	0.0
TOTAL	91,236	14,926	6,455	11,352	2,965	4,808	1,705	219	133,666	100.0

ETHNICITY

(SUPERVISION POPULATION ON JUNE 30, 1994)

Category	Probation	Community Control	Pretrial Intervention	Control Release	Parole	Drug Offender Probation	Conditional Release	Other	Total	Percent
Hispanic	6,626	826	343	536	284	171	59	13	8,858	7.3
Non-Hispanic	76,138	12,986	4,492	10,781	2,364	4,257	1,643	201	112,862	92.7
Data Unavailable	8,472	1,114	1,620	35	317	380	3	5	11,946	0.0
TOTAL	91,236	14,926	6,455	11,352	2,965	4,808	1,705	219	133,666	100.0

CASE ORIGIN

(SUPERVISION POPULATION ON JUNE 30, 1994)

Category	Probation	Community Control	Pretrial Intervention	Control Release	Parole	Drug Offender Probation	Conditional Release	Other	Total	Percent
Out of State	3,999	15	7	0	1,608	6	0	2	5,637	4.2
Florida	86,482	14,837	6,430	11,349	1,319	4,768	1,703	214	127,102	95.8
Data Unavailable	755	74	18	3	38	34	2	3	927	0.0
TOTAL	91,236	14,926	6,455	11,352	2,965	4,808	1,705	219	133,666	100.0

COMMUNITY SUPERVISION ♦ STATUS POPULATION

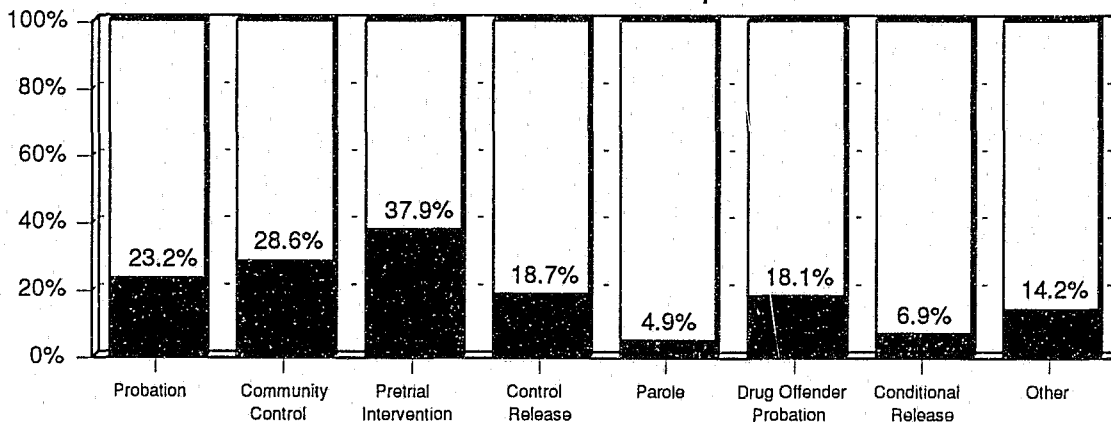
CURRENT AGE

(SUPERVISION POPULATION ON JUNE 30, 1994)

Category	Probation	Community Control	Pretrial Intervention	Control Release	Parole	Drug Offender Probation	Conditional Release	Other	Total	Percent	Cum. Pct.
16 and Below	149	65	4	8	0	1	0	0	227	0.2	0.2
17	480	181	18	25	1	8	0	1	714	0.5	0.7
18	1,547	370	264	71	2	58	1	1	2,314	1.7	2.4
19	3,080	681	561	210	8	109	3	3	4,655	3.5	5.9
20	3,703	748	517	337	12	141	4	8	5,470	4.1	10.0
21	4,048	731	416	429	28	171	16	5	5,844	4.4	14.4
22	4,102	790	349	513	41	170	36	6	6,007	4.5	18.9
23	4,069	702	315	528	54	210	57	7	5,942	4.4	23.3
24	3,605	659	253	489	56	176	67	11	5,316	4.0	27.3
25 to 29	16,410	2,748	987	2,542	396	1,014	393	45	24,535	18.4	45.7
30 to 34	16,240	2,815	940	2,606	510	1,130	443	46	24,730	18.5	64.2
35 to 39	12,907	2,051	708	1,876	530	877	372	41	19,362	14.5	78.7
40 to 44	8,561	1,225	450	986	480	447	180	20	12,349	9.2	87.9
45 to 49	5,188	527	287	423	331	174	71	16	7,017	5.3	93.2
50 to 54	2,975	256	162	176	221	68	30	4	3,892	2.9	96.1
55 to 59	1,713	150	80	79	130	26	15	3	2,197	1.6	97.7
60 to 64	1,089	96	63	38	97	16	13	1	1,413	1.1	98.8
65 to 69	670	59	36	10	38	4	3	0	820	0.6	99.4
70 and Over	629	60	32	6	29	3	0	1	760	0.6	100.0
Data Unavail.	71	12	13	0	1	5	0	0	102		
TOTAL	91,236	14,926	6,455	11,352	2,965	4,808	1,705	219	133,666	100.0	100.
AVERAGE	33.2	31.0	30.4	31.9	39.8	32.1	33.9	33.5	32.8		
MEDIAN	31.4	29.6	27.1	30.9	38.5	31.6	33.1	32.4	31.1		
MODE	25-29	30-34	25-29	30-34	35-39	30-34	30-34	30-34	30-34		

Offenders Under Age 24

Percent of Total Status Population



COMMUNITY SUPERVISION ♦ STATUS POPULATION

COUNTY OF SUPERVISION (SUPERVISION POPULATION ON JUNE 30, 1994)

County	Probation	Community Control	Pretrial Intervention	Control Release	Parole	Drug Offender Probation	Conditional Release	Other	Total	Percent
Alachua	1,324	162	191	200	47	85	51	2	2,062	1.5
Baker	107	17	5	5	1	4	2	0	141	0.1
Bay	1,304	255	130	206	38	3	18	2	1,956	1.5
Bradford	141	28	15	14	7	6	6	0	217	0.2
Brevard	2,289	391	131	275	63	33	26	5	3,213	2.4
Broward	9,754	1,555	281	1,452	344	885	234	31	14,536	10.9
Calhoun	84	16	2	6	2	0	1	0	111	0.1
Charlotte	569	77	5	39	13	2	5	1	711	0.5
Citrus	547	83	0	21	18	44	3	1	717	0.5
Clay	379	69	84	44	19	19	5	0	619	0.5
Collier	1,155	236	8	84	25	62	15	3	1,588	1.2
Columbia	591	132	9	36	23	80	5	0	876	0.7
Dade	10,157	1,080	442	1,066	547	106	203	24	13,625	10.2
DeSoto	192	49	5	35	9	0	5	1	296	0.2
Dixie	161	18	4	2	4	11	3	0	203	0.2
Duval	3,483	460	579	503	218	269	170	7	5,689	4.3
Escambia	2,869	567	306	318	47	3	56	8	4,174	3.1
Flagler	189	46	16	14	4	10	3	0	282	0.2
Franklin	88	4	0	15	1	1	1	0	110	0.1
Gadsden	546	86	3	58	9	1	18	1	722	0.5
Gilchrist	86	7	5	3	0	0	0	0	101	0.1
Glades	45	6	1	6	0	0	0	0	58	0.0
Gulf	113	26	30	9	2	0	2	0	182	0.1
Hamilton	123	22	2	10	5	15	0	0	177	0.1
Hardee	211	33	2	20	3	1	4	0	274	0.2
Hendry	269	24	1	14	4	3	5	0	320	0.2
Hernando	635	125	71	48	11	8	3	1	902	0.7
Highlands	422	67	23	65	20	2	3	1	603	0.5
Hillsborough	6,908	1,705	919	1,252	142	468	139	34	11,567	8.7
Holmes	131	24	5	3	6	0	0	0	169	0.1
Indian River	516	44	33	78	11	19	5	1	707	0.5
Jackson	361	52	8	32	12	1	5	0	471	0.4
Jefferson	128	6	0	18	2	1	0	0	155	0.1
Lafayette	26	11	0	1	0	1	0	0	39	0.0
Lake	1,022	194	65	146	35	26	16	2	1,506	1.1

continued on next page

COMMUNITY SUPERVISION ♦ STATUS POPULATION

COUNTY OF SUPERVISION (cont'd) (SUPERVISION POPULATION ON JUNE 30, 1994)

County	Probation	Community Control	Pretrial Intervention	Control Release	Parole	Drug Offender Probation	Conditional Release	Other	Total	Percent
Lee	1,496	233	5	187	44	8	18	9	2,000	1.5
Leon	1,978	276	57	322	64	56	73	6	2,832	2.1
Levy	245	29	19	25	6	4	2	0	330	0.2
Liberty	39	5	0	4	0	1	1	0	50	0.0
Madison	197	43	7	20	4	48	1	1	321	0.2
Manatee	1,688	274	102	163	54	21	24	3	2,329	1.7
Marion	1,759	481	73	168	46	266	27	3	2,823	2.1
Martin	556	49	40	85	16	44	2	1	793	0.6
Monroe	999	221	54	97	15	139	11	0	1,536	1.1
Nassau	198	30	40	19	10	2	2	0	301	0.2
Okaloosa	928	174	112	72	23	1	5	0	1,315	1.0
Okeechobee	248	55	15	21	8	4	1	0	352	0.3
Orange	6,916	848	295	821	187	461	111	25	9,664	7.2
Osceola	1,098	222	83	43	35	9	3	1	1,494	1.1
Palm Beach	4,313	415	504	438	174	373	78	9	6,304	4.7
Pasco	1,652	360	129	134	49	43	18	1	2,386	1.8
Pinellas	6,308	1,260	535	1,164	113	161	150	22	9,713	7.3
Polk	3,236	540	184	617	96	223	37	0	4,933	3.7
Putnam	578	64	42	45	18	30	10	1	788	0.6
St. Johns	560	47	62	59	11	48	8	1	796	0.6
St. Lucie	1,193	117	78	109	45	87	16	3	1,648	1.2
Santa Rosa	552	70	0	33	20	1	2	1	679	0.5
Sarasota	1,259	285	164	72	12	54	12	3	1,861	1.4
Seminole	2,211	289	68	145	48	150	16	2	2,929	2.2
Sumter	275	41	90	29	7	1	10	0	453	0.3
Suwannee	279	48	4	18	5	13	2	0	369	0.3
Taylor	322	59	12	12	5	30	2	0	442	0.3
Union	44	2	4	3	1	1	2	0	57	0.0
Volusia	2,585	634	290	306	59	360	46	2	4,282	3.2
Wakulla	151	13	0	6	5	0	1	0	176	0.1
Walton	301	39	1	5	4	0	2	0	352	0.3
Washington	143	26	5	12	3	0	0	0	189	0.1
Other State	2	0	0	0	0	0	0	0	2	0.0
Data Unavailable	2	0	0	0	86	0	0	0	88	
TOTAL	91,236	14,926	6,455	11,352	2,965	4,808	1,705	219	133,666	100.0

COMMUNITY SUPERVISION ♦ STATUS POPULATION

PRIMARY OFFENSES

(SUPERVISION POPULATION ON JUNE 30, 1994)

Category	Probation	Community Control	Pretrial Intervention	Control Release	Parole	Drug Offender Probation	Conditional Release	Other	Total	Percent
MURDER, MANSLAUGHTER	1,321	239	2	48	589	7	24	21	2,251	1.7
-1st Degree Murder	96	25	0	3	141	1	3	3	272	0.2
-2nd Degree Murder	263	55	0	0	345	0	10	6	679	0.5
-3rd Degree Murder	61	12	0	0	13	0	0	1	87	0.1
-Homicide, Other	264	35	2	7	23	0	1	1	333	0.3
-Manslaughter	422	62	0	28	64	3	10	6	595	0.5
-DUI Manslaughter	215	50	0	10	3	3	0	4	285	0.2
SEXUAL OFFENSES	6,237	1,149	173	1	218	8	81	0	7,867	6.0
-Capital Sexual Battery	556	75	24	0	7	0	2	0	664	0.5
-Life Sexual Battery	221	30	1	0	23	1	8	0	284	0.2
-1st Degree Sexual Battery	1,215	213	26	0	67	1	32	0	1,554	1.2
-Other Sexual Battery Offenses	265	47	12	0	81	0	4	0	409	0.3
-Lewd, Lascivious Behavior	3,980	784	110	1	40	6	35	0	4,956	3.8
ROBBERY	2,426	607	8	677	459	82	338	32	4,629	3.5
-Robbery with Weapon	947	225	1	219	327	18	125	24	1,886	1.4
-Robbery without Weapon	1,479	382	7	458	132	64	213	8	2,743	2.1
VIOLENT PERSONAL OFFENSES	13,089	2,073	449	556	145	228	471	26	17,037	13.0
-Aggravated Assault	3,545	454	137	121	40	48	78	1	4,424	3.4
-Aggravated Battery	3,925	764	77	278	47	53	178	11	5,333	4.1
-Assault and Battery on LEO	2,025	362	118	0	2	63	137	7	2,714	2.1
-Other Battery Offenses	1,013	98	15	13	13	7	7	0	1,166	0.9
-Aggravated Stalking	71	11	4	0	0	0	0	0	86	0.1
-Resisting Arrest with Violence	1,209	210	48	79	2	43	54	3	1,648	1.3
-Kidnapping	391	52	10	24	34	7	7	2	527	0.4
-Arson	182	33	6	33	3	3	0	2	262	0.2
-Abuse of Children	615	82	32	5	2	1	4	0	741	0.6
-Other Violent Offenses	113	7	2	3	2	3	6	0	136	0.1
BURGLARY	10,653	2,107	664	2,403	300	343	245	26	16,741	12.7
-Burglary of Structure	5,875	1,058	530	1,012	124	175	105	8	8,887	6.8
-Burglary of Dwelling	2,665	609	35	1,105	103	131	85	9	4,742	3.6
-Armed Burglary	462	135	4	169	20	7	20	5	822	0.6
-Burglary with Assault	538	133	5	72	22	4	31	3	808	0.6
-Other Burglary Offenses	1,113	172	90	45	31	26	4	1	1,482	1.1

continued on next page

COMMUNITY SUPERVISION ♦ STATUS POPULATION

PRIMARY OFFENSES (cont'd) (SUPERVISION POPULATION ON JUNE 30, 1994)

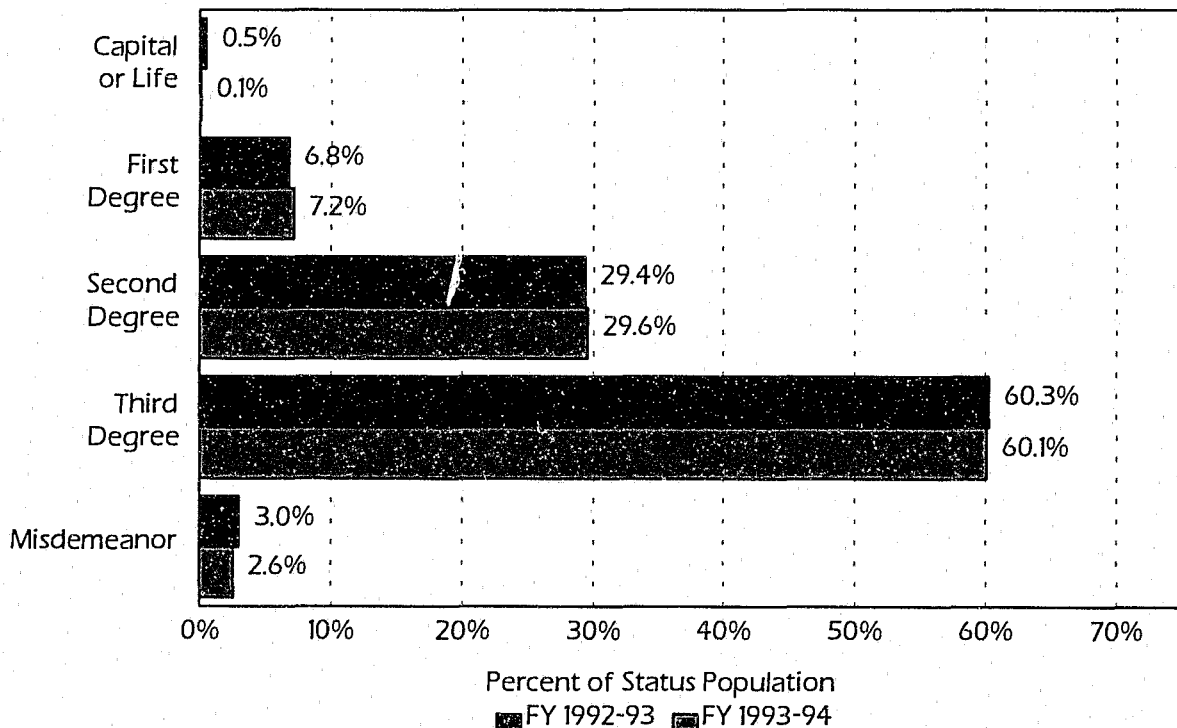
Category	Probation	Community Control	Pretrial Interventio	Control Release	Parole	Drug Offender Probation	Conditional Release	Other	Total	Percen
THEFT, FORGERY, FRAUD	23,820	3,055	2,706	2,521	292	537	116	15	33,062	25.2
-Grand Theft	10,051	1,201	1,182	692	133	215	33	2	13,509	10.3
-Grand Theft, Automobile	1,589	249	155	497	29	29	38	3	2,589	2.0
-Petit Theft, 3rd Conviction	598	105	33	113	9	11	2	1	872	0.7
-Stolen Property	2,224	493	56	577	33	80	24	5	3,492	2.7
-Forgery, Uttering & Counterfeiting	3,049	444	497	349	43	104	6	1	4,493	3.4
-Worthless Checks	2,265	227	282	111	9	25	0	1	2,920	2.2
-Fraudulent Practices	4,044	336	501	182	36	73	13	2	5,187	3.9
DRUGS	22,700	4,229	1,730	4,393	715	3,361	313	83	37,524	28.5
-Sale/Purchase/Manufacturing	7,512	1,728	359	2,574	228	1,167	195	12	13,775	10.5
-Trafficking	1,538	160	12	194	144	66	9	58	2,181	1.7
-Possession	13,650	2,341	1,359	1,625	343	2,128	109	13	21,568	16.4
WEAPONS, ESCAPE	3,716	663	340	463	67	70	100	2	5,421	4.1
-Escape	230	71	2	116	20	10	28	0	477	0.4
-Carry Concealed Firearm	1,788	187	296	67	16	34	6	0	2,394	1.8
-Possess Firearm or Any Weapon	643	206	0	199	15	15	54	0	1,132	0.9
-Shoot into Dwelling or Vehicle	516	120	11	54	0	5	10	0	716	0.5
-Other Weapons Offenses	539	79	31	27	16	6	2	2	702	0.5
OTHER OFFENSES	5,478	634	311	288	60	105	15	11	6,902	5.3
-Failure to Stop After Accident	734	103	38	47	1	16	1	1	941	0.7
-DUI, 4th Conviction	642	119	3	70	9	15	1	3	862	0.7
-Cause Injury While DUI	556	88	0	15	4	13	2	1	679	0.5
-Racketeering	188	11	0	19	2	1	0	0	221	0.2
-Criminal Procedure Violation	592	70	30	47	8	28	5	3	783	0.6
-Arson, Other	459	69	23	44	14	7	5	0	621	0.5
-Kidnapping, Custody Offenses	106	5	8	2	1	0	0	0	122	0.1
-Traffic, Other	245	11	5	1	2	2	0	1	267	0.2
-Pollution/Hazardous Materials	153	9	26	5	1	0	0	0	194	0.1
-Other Offenses	1,803	149	178	38	18	23	1	2	2,212	1.7
Data Unavailable	1,796	170	72	2	120	67	2	3	2,232	
TOTAL	91,236	14,926	6,455	11,352	2,965	4,808	1,705	219	133,656	100.0

COMMUNITY SUPERVISION ♦ STATUS POPULATION

FELONY CLASSIFICATION (SUPERVISION POPULATION ON JUNE 30, 1994)

Category	Probation	Community Control	Pretrial Intervention	Control Release	Parole	Drug Offender Probation	Conditional Release	Other	Total	Percent
Capital Felony	79	11	7	0	18	0	0	0	115	0.1
Life Felony	352	56	1	57	100	1	26	13	606	0.5
First Degree	6,106	1,090	64	1,095	642	107	208	95	9,407	7.2
Second Degree	24,535	5,604	396	3,104	728	1,377	818	53	38,615	29.6
Third Degree	55,046	7,841	5,854	4,960	740	3,207	605	50	78,303	60.1
Redefined Misdemeanor	3,083	71	19	0	13	52	0	2	3,240	2.5
Misdemeanor	74	2	0	6	1	1	0	0	84	0.1
Data Unavailable	1,961	251	114	130	723	63	48	6	3,296	
TOTAL	91,236	14,926	6,455	11,352	2,965	4,808	1,705	219	133,666	100.0

Felony Class for Supervision Status Population A Comparison of FY 1992-93 with FY 1993-94



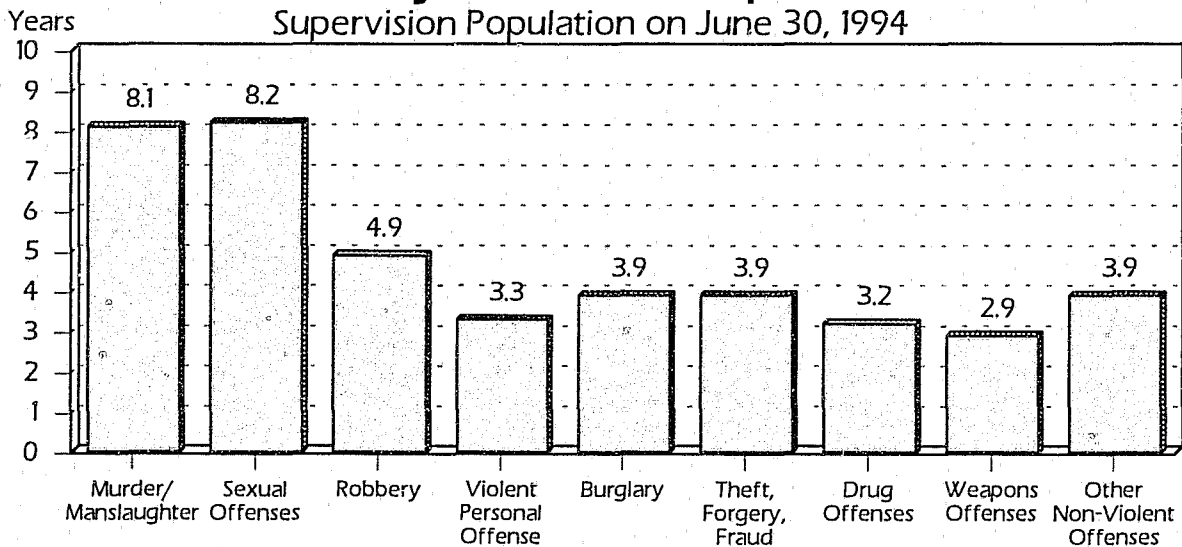
COMMUNITY SUPERVISION • STATUS POPULATION

SENTENCE LENGTH (SUPERVISION POPULATION ON JUNE 30, 1994)

Category	Probation	Community Control	Pretrial Intervention	Control Release	Parole	Drug Offender Probation	Conditional Release	Other	Total	Percent	Cum. Pct.
1 Year or Less	11,579	1,330	3,763	2,559	105	232	387	159	20,114	15.2	15.2
GT 1, LE 2 Yrs.*	24,862	5,317	2,148	2,719	306	1,844	645	15	37,856	28.5	43.7
GT 2, LE 3 Yrs.	18,694	2,126	387	2,383	329	1,367	401	5	25,692	19.4	63.1
GT 3, LE 4 Yrs.	6,410	1,614	53	1,438	225	430	145	3	10,318	7.8	70.8
GT 4, LE 5 Yrs.	15,067	2,048	68	832	221	590	58	6	18,890	14.2	85.1
GT 5, LE 6 Yrs.	2,186	478	10	419	145	97	37	2	3,374	2.5	87.6
GT 6, LE 7 Yrs.	1,641	533	2	258	118	58	7	0	2,617	2.0	89.6
GT 7, LE 8 Yrs.	957	144	2	176	89	22	3	5	1,398	1.1	90.6
GT 8, LE 9 Yrs.	446	95	0	136	75	12	0	0	764	0.6	91.2
GT 9, LE 10 Yrs.	4,236	363	2	76	118	60	1	6	4,862	3.7	94.9
GT 10, LE 12 Yrs.	1,142	314	2	101	148	12	1	1	1,721	1.3	96.2
GT 12, LE 15 Yrs.	2,061	202	0	86	130	18	0	1	2,498	1.9	98.1
GT 15, LE 20 Yrs.	656	96	1	45	114	3	0	0	915	0.7	98.7
GT 20, LE 30 Yrs.	415	50	0	21	123	4	1	0	614	0.5	99.2
GT 30, LE 40 Yrs.	65	8	0	7	41	2	0	0	123	0.1	99.3
GT 40, LE 50 Yrs.	21	4	0	1	30	1	0	0	57	0.0	99.3
Over 50 Yrs.	64	5	0	1	89	1	1	0	161	0.1	99.5
Life	172	12	0	1	526	2	0	1	714	0.5	100.0
Data Unavail.	562	187	17	93	33	53	18	15	978		
TOTAL	91,236	14,926	6,455	11,352	2,965	4,808	1,705	219	133,666	100.0	100.0
Average	4.0	3.8	1.3	2.8	11.0	3.1	2.1	1.2	3.8		
Median	3.0	2.9	1.0	2.1	5.1	3.0	1.7	0.2	2.9		
Mode	GT 1, LE 2	GT 1, LE 2	LE 1	GT 1, LE 2	GT 2, LE 3	GT 1, LE 2	GT 1, LE 2	LE 1	GT 1, LE 2		

* GT - Greater than, LE - less than or equal to.

Average Sentence Length for Felony Probationers by Offense Groups



COMMUNITY SUPERVISION ♦ STATUS POPULATION

PRIOR PRISON COMMITMENTS

(SUPERVISION POPULATION ON JUNE 30, 1994)

Category	Probation	Community Control	Pretrial Intervention	Control Release	Parole	Drug Offender Probation	Conditional Release	Other	Total	Percent
None	79,084	11,440	6,426	6,146	2,674	3,673	317	179	109,939	82.8
1	7,577	2,040	8	2,659	188	635	614	22	13,743	10.3
2	2,338	793	3	1,399	56	289	382	11	5,271	4.0
3	943	380	1	676	23	109	214	3	2,349	1.8
4	350	134	0	328	4	49	106	1	972	0.7
5 or more	236	69	0	142	3	20	71	0	541	0.4
Data Unavailable	708	70	17	2	17	33	1	3	851	
TOTAL	91,236	14,926	6,455	11,352	2,965	4,808	1,705	219	133,666	100.0

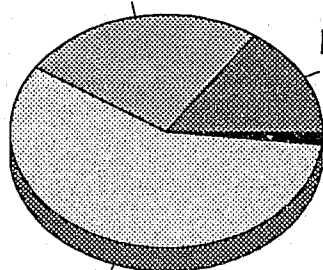
PRIOR TERMS OF SUPERVISION

(SUPERVISION POPULATION ON JUNE 30, 1994)

Category	Probation	Community Control	Pretrial Intervention	Control Release	Parole	Drug Offender Probation	Conditional Release	Other	Total	Percent
None	62,618	4,825	6,128	1,169	2,265	1,881	137	94	79,117	59.2
1	18,162	5,423	286	3,277	533	1,534	458	55	29,728	22.2
2	6,555	2,680	34	3,193	130	765	490	40	13,887	10.4
3	2,594	1,228	5	2,075	34	365	382	21	6,704	5.0
4	913	527	1	1,031	2	158	157	7	2,796	2.1
5 or more	394	243	1	607	1	105	81	2	1,434	1.1
TOTAL	91,236	14,926	6,455	11,352	2,965	4,808	1,705	219	133,666	100.0

Total Prior Commitments to the Florida Department of Corrections Supervision Status Population on June 30, 1994

Prior Supervision Only (25.4%)



Both Prior Prison and Supervision (15.5%)

Prior Prison Only (1.7%)

No Prior Commitments (57.4%)

COMMUNITY SUPERVISION ♦ RELEASES

COMMUNITY SUPERVISION RELEASES

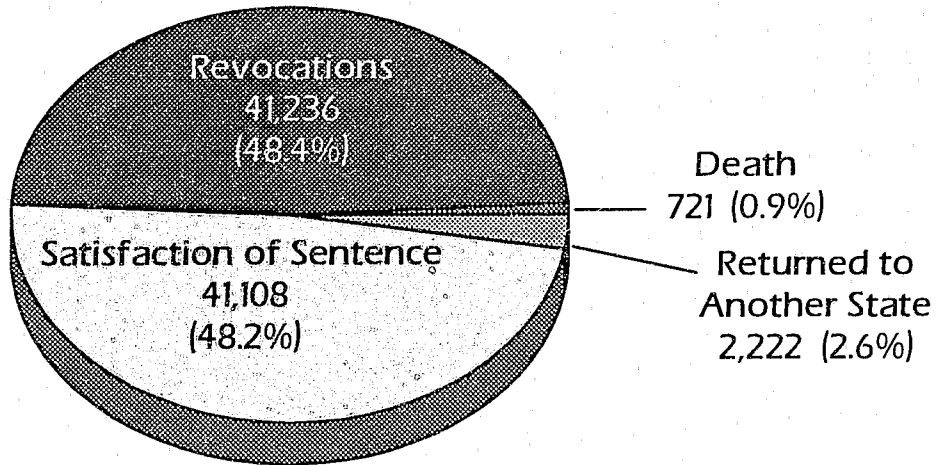
The community supervision release population consists of all offenders permanently removed from a specific term of supervision in the Florida Department of Corrections due to satisfaction of the sentence, return to another state, death, or revocation.

SUPERVISION TYPE (SUPERVISION RELEASES FOR FY 1993-94)

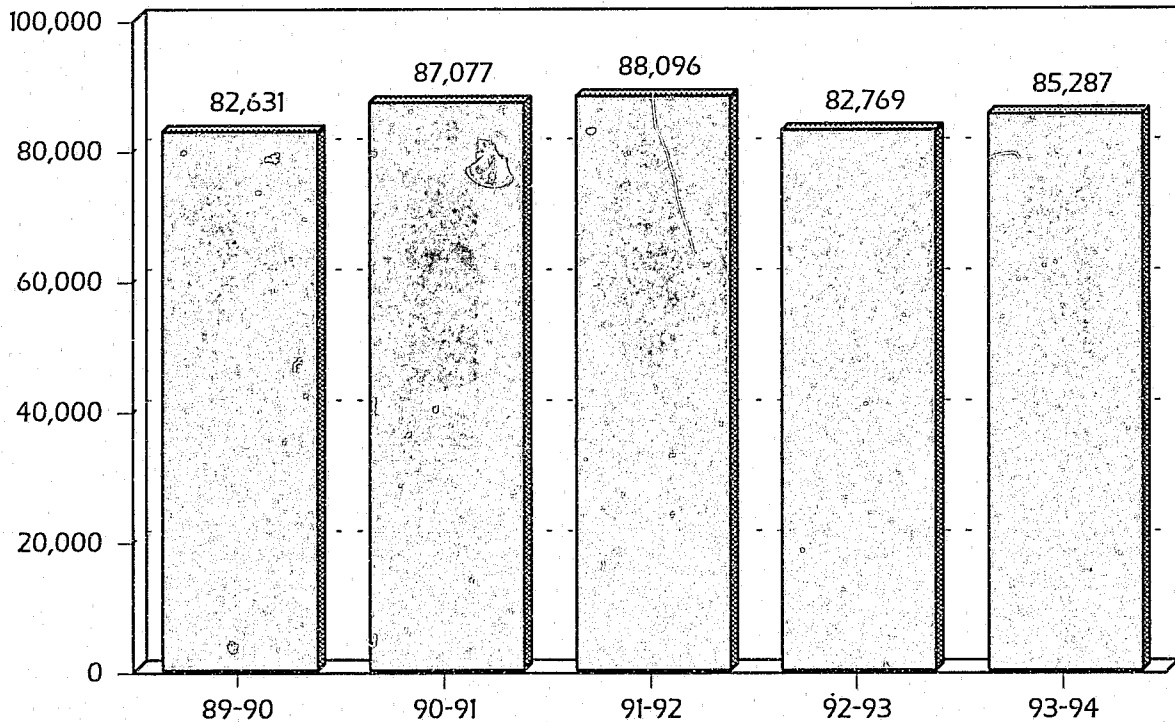
Category	Revocation for a New Felony	Revocation for a Misdemeanor	Revocation for a Technical Violation	Pardoned	Death	Normal Termination	Early Termination	Court Action	Return of Other State Case	Total	Percent
Felony Probation	7,118	2,529	11,936	6	473	15,218	6,809	4,751	1,626	50,466	59.2
Misdemeanor Probation	128	78	393	0	6	564	97	133	18	1,417	1.7
Parole -- State	38	10	26	11	23	273	76	27	565	1,049	1.2
Parole -- County	1	0	3	0	9	2	0	0	0	15	0.0
Conditional Pardon	0	1	0	0	1	1	0	0	0	3	0.0
County Work Release	1	0	4	0	0	1	1	1	1	9	0.0
Pretrial Intervention	263	138	1,660	0	12	2,928	951	396	7	6,355	7.5
Community Control	2,111	692	6,730	3	86	1,040	415	662	2	11,741	13.8
Community Control -- Parole	0	2	1	0	1	0	2	1	0	7	0.0
Administrative Probation	30	17	23	0	7	705	54	61	1	898	1.1
Supervised Community Release	2	1	6	0	1	463	24	22	0	519	0.6
Provisional Release	1	0	5	0	0	37	0	4	0	47	0.1
Conditional Release	217	89	341	1	11	450	5	69	0	1,183	1.4
Control Release	1,649	420	2,129	12	68	2,554	31	310	1	7,174	8.4
Drug Offender Probation	532	148	1,299	0	16	284	179	144	1	2,603	3.1
Administrative Control Release	342	89	32	7	2	1,245	19	58	0	1,794	2.1
Conditional Medical Release	0	0	1	0	5	1	0	0	0	7	0.0
TOTAL	12,433	4,214	24,589	40	721	25,766	8,663	6,639	2,222	85,287	100.0

COMMUNITY SUPERVISION ♦ RELEASES

SUPERVISION RELEASES BY CATEGORY
FY 1993-94



SUPERVISION RELEASES
OVER THE PAST FIVE FISCAL YEARS



DIRECTORY

CENTRAL OFFICE

2601 Blair Stone Road
Tallahassee, FL 32399-2500 • 488-5021

Harry K. Singletary, Jr., Secretary 488-7480
Bill Thurber, Deputy Secretary 488-7860
Information Services 488-0420
Inspector General 488-9265
Inspection & Information 488-2102
Internal Auditing 488-5061
Legal Services 488-2326
Legislative Programs 488-0987

Operations:

Assistant Secretary for
Vacant 488-4557
Deputy Assistant Secretary 488-8181
Inmate Work Programs 488-4430
Security Coordination 488-4430

Programs:

Assistant Secretary for
Wilson C. Bell 488-9940
Adult Services Program Office 487-2475
Classification 488-3940
Community Release and Furlough 488-3835
Community Facilities 488-3703
Probation and Parole Prog. Offc. 487-2165
Interstate Compact 488-4839
Admission & Release Authority 487-1986
Population Movement & Control 487-1974
Commitments & Sentence Data 487-3464
Offender Records 488-2533
Planning, Research & Statistics 488-8430

Youthful Offenders

Assistant Secretary for
Marcellas Durham 488-6903
Chaplaincy Services 488-3570
Substance Abuse Treatment 488-9169

Management & Budget:

Assistant Secretary for
Ronald Kronenberger 488-3800
Deputy Director 488-8306
Budget & Management Evaluation 488-8637
Cost of Supervision 488-0120
Facilities Services 487-1330
Finance & Accounting 488-8756
Grants Management 488-4037
Payroll 488-3625
General Services 488-2715
Energy 488-2715
Food Services 488-0123
Property Management & Leases 487-2848
Purchasing 488-2715
Management Information Systems 488-6316
Personnel 488-3130
Staff Development 487-2875

Health Services:

Assistant Secretary for
Charles R. Mathews, M.D. 922-6015
Health Services 487-4702

ACADEMIES

Florida Corrections Academy South
5880 Lundberg Road
Vero Beach, Florida 32966
(407) 778-5040 SC 240-5040
Michael Gooch, Director

Florida Corrections Academy North
P.O. Box 159
Olustee, Florida 32072
(904) 758-0640 SC 885-0640
David Delifus, Director

REGIONAL OFFICES

Region I

Richard Kirklund
Regional Director
4610 Hwy 90 East
Marianna, Florida 32446
(904) 482-9533 SC 789-9533
Fax: (904) 482-9673

Region II

J.S. Petrovsky
Regional Director
5700 SW. 34th St. Suite 335
P.O. Box 147007
Gainesville, Florida 32614-7007
(904)955-2035 SC 625-2035
Fax: (904) 336-2054

Region III

George Denman
Regional Director
400 W. Robinson St., Suite N-909
Orlando, Florida 32801
(407) 423-6125 SC 344-6125
Fax: (407) 344-6156

Region IV

Carl D. Berry
Regional Director
3810 Inverrary Boulevard
Suite 101, Bldg. C
Lauderhill, Florida 33319
(305) 497-3300 SC 457-3300
Fax: (305) 497-3323

Region V

Lee Roy Black, Ph.D.
Regional Director
5422 Bay Center Drive, #101
Tampa, Florida 33609-3481
(813) 871-7230 SC 542-7230
Fax: (813) 542-7139

MAJOR INSTITUTIONS

Region I

Apalachee Corr. Inst. (Male)
Joseph Thompson, Superintendent
P.O. Box 699
Sneads, Florida 32460-0699
(904) 593-6431 SC 786-1011
East Unit Fax: (904) 593-6445
West Unit Fax: (904) 593-6431

* **Calhoun Corr. Inst. (Male)**
George Ragans, Superintendent
P.O. Box 2000
Blountstown, Florida 32424-2000
(904) 674-5901 SC 787-2101
Fax: (904) 674-4188

* **Century Corr. Inst. (Male)**
Paul Coburn, Superintendent
P.O. Box 248
Century, Florida 32535-0248
(904) 256-2600
Fax: (904) 256-5010

Corr. Mental Health Institution (Co-Ed)
Charles Mask, Superintendent
P.O. Box 875
Chattahoochee, Florida 32324 0875
(904) 663-4061 SC 289-1011
Fax: (904) 663-8228

* **Gulf Corr. Inst. (Male)**
Ron McAndrew, Superintendent
P.O. Drawer 10
Wewahitchka, Florida 32465-0010
(904) 639-5139 SC 790-1011
Fax: (904) 639-5944

* **Holmes Corr. Inst. (Male)**
Curtis Chapman, Superintendent
P.O. Box 190
Bonifay, Florida 32425-0190
(904) 547-2100 SC 781-1397
Fax: (904) 547-5522

* **Jackson Corr. Inst. (Male)**
Jimmy D. Folsom, Superintendent
P.O. Box 4900
Malone, Florida 32445
(904) 526-5260 SC 778-1011
Fax: (904) 482-9969

Jefferson Corr. Inst. (Female)
John H. Dale, Jr., Superintendent
P.O. Drawer 430
Monticello, Florida 32345
(904) 997-1987 SC 285-1310
Fax: (904) 997-0791

* **Liberty Corr. Inst. (Male)**
James Ivey, Superintendent
P.O. Box 999
Bristol, Florida 32321-0999
(904) 643-2141 SC 788-1011

* Represents a work camp adjacent to the institution.

*** Okaloosa Corr. Inst. (Male)**
Kenneth Oden, Superintendent
3189 Little Silver Rd.
Crestview, Florida 32539-6708
(904) 682-0931 SC 672-1011
Fax: (904) 689-7803

River Junction Corr. Inst. (Male)
Wayne Helms, Superintendent
P.O. Box 3700
Chattahoochee, Florida 32324-3700
(904) 663-4385 SC 282-2455
Fax: (904) 663-4773

Walton Corr. Inst. (Male)
Gary Thomas, Superintendent
P.O. Box 1386
DeFuniak Springs, Florida 32433-1386
(904) 892-6141 SC 692-1200
Fax: (904) 892-9365

Washington Corr. Inst. (Male)
Henry Alford, Superintendent
P.O. Box 510
Vernon, FL 32462
(904) 482-9533 SC 789-95333
Fax: (904) 482-9673

Region II

*** Baker Corr. Inst. (Male)**
Ray Ward, Superintendent
P.O. Box 500
Sanderson, Florida 32087-0500
(904) 752-9244 SC 849-1011
Fax: (904) 758-0678

*** Columbia Corr. Inst. (Male)**
Bradley D. Carter, Superintendent
Route 7, Box 376
Lake City, Florida 32055-8767
(904) 758-8090 SC 850-8090
Fax: (904) 758-5736

*** Cross City Corr. Inst. (Male)**
Leslie Ryder, Jr., Superintendent
P.O. Box 1500
Cross City, Florida 32628-1500
(904) 498-5576 SC 629-1011
Fax: (904) 498-1266

*** Florida State Prison (Male)**
Everett Perrin, Superintendent
P.O. Box 747
Starke, Florida 32091-0747
(904) 964-8125 SC 836-1011
Fax: (904) 964-9068

*** Hamilton Corr. Inst. (Male)**
Leonard R. Dugger, Superintendent
P.O. Box 1360
Jasper, Florida 32052-1360
(904) 792-2836 SC 872-1011
Fax: (904) 792-2836

*** Lancaster Corr. Inst. (Male Youth)**
Linda Buby, Superintendent
P.O. Box 158
Trenton, Florida 32693-0158
(904) 463-2303 SC 626-1011
Fax: (904) 463-2303

Lawtey Corr. Inst. (Male)
Gene Gordon, Superintendent
P.O. Box 229
Lawtey, Florida 32058-0229
(904) 782-3811 SC 859-1011
Fax: (904) 782-3157

Madison Corr. Inst. (Male)
C. W. Sprouse, Superintendent
P.O. Box 692
Madison, Florida 32341-0692
(904) 973-3688 SC 281-1000
Fax: (904) 964-2710

Mayo Corr. Inst. (Male)
J. Clark Moody, Superintendent
P.O. Box 448
Mayo, Florida 32066-0488
(904) 294-2335 SC 855-2199
Fax: (904) 294-3410

New River Corr. Inst. (Male)
James Crosby, Jr., Superintendent
P.O. Box 333
Raiford, Florida 32083-0333
(904) 964-4000 SC 842-2393
Fax: (904) 964-2710

North Florida Reception Center (Male)
Stan W. Czerniak, Superintendent
P.O. Box 628
Lake Butler, Florida 32054-0628
(904) 496-2222 SC 883-1112
Fax: (904) 496-3287

Putnam Corr. Inst. (Male)
Richard L. Dugger, Superintendent
P.O. Box 279
East Palatka, Florida 32131-0279
(904) 325-2857 SC 867-1011
Fax: (904) 329-3719

Taylor Corr. Inst. (Male)
Greg Drake, Superintendent
Route 1, Box 1086
Perry, FL 32347
(904) 838-3283

*** Tomoka Corr. Inst. (Male)**
Hamilton D. Mathis, Superintendent
3950 Tiger Bay Road
Daytona Beach, Florida 32124-1098
(904) 257-1314 SC 385-1100
Fax (904) 254-3934

Union Corr. Inst. (Male)
Dennis O'Neill, Superintendent
P.O. Box 221
Raiford, Florida 32083-0221
(904) 431-1212 SC 831-1011
Fax: (904) 431-1023

Region III

*** Brevard Corr. Inst. (Male Youth)**
Dave Hemme, Superintendent
P.O. Box 340
Sharpes, Florida 32959-0340
(407) 632-6711 SC 328-1000
Fax: SunCom 328-1415

Central Florida Reception Center (Male)
Ray McCleese, Superintendent
P.O. Box 628040
Orlando, Florida 32862-8040
(407) 282-3053 SC 369-1000
Fax: (407) 249-6570

Florida Corr. Inst. (Female)
Eugene A. Poole, Superintendent
P.O. Box 147
Lowell, Florida 32663-0147
(904) 622-5151 SC 653-1201
Fax: (904) 622-5151

Lake Corr. Inst. (Male)
Don M. Dean, Superintendent
19225 U.S. Highway 27
Clermont, Florida 34711-8701
(904) 394-6146 SC 634-1000
Fax: (904) 394-3504

Marion Corr. Inst. (Male)
Jerry Wade, Superintendent
P.O. Box 158
Lowell, Florida 32663-0158
(904) 732-8355 SC 644-1000
Fax: (904) 732-1249

*** Sumter Corr. Inst. (Male)**
Bill Bedingfield, Superintendent
P.O. Box 667
Bushnell, Florida 33513-0667
(904) 793-2525 SC 633-1000
Fax: (904) 793-3542

Region IV

Broward Corr. Inst. (Female)
Joe Butler, Superintendent
P.O. Box 8540
Pembroke Pines, Florida 33024-8540
(305) 434-0050 SC 460-6011
Fax: (305) 434-7800

*** Dade Corr. Inst. (Male)**
Willie L. Floyd Sr., Superintendent
19000 S.W. 377th Street
Florida City, Florida 33034-6409
(305) 242-1700 SC 478-1700
Fax: (305) 246-6375

*** Glades Corr. Inst. (Male)**
Gerald Abdul-Wasi, Superintendent
500 Orange Ave. Circle
Belle Glade, Florida 33430-5222
(407) 996-5241 SC 237-1011
Fax: (407) 992-1660

Indian River Corr. Inst. (Male Youth)
Thomas A. Crews, Superintendent
7625 17th Street S.W.
Vero Beach, Florida 32968
(407) 569-5100 SC 251-9011
Fax: (407) 770-3551

*** Martin Corr. Inst. (Male)**
Chester Lambdin, Superintendent
1150 S.W. Allapattah Road
Indiantown, Florida 34956-4397
(407) 597-3705 SC 249-5011
Fax: (407) 597-4238

DIRECTORY

South Florida Reception Center (Male)
Marta Villacorta, Superintendent
P.O. Box 02-8538
Miami, Florida 33102-8538
(305) 592-9567 SC 475-1390
Fax: (305) 470-5790

Region V

* **Avon Park Corr. Inst. (Male)**
Dale Landress, Superintendent
P.O. Box 1100
Avon Park, Florida 33825-1100
(813) 453-3174 SC 745-6599
Fax: (813) 453-1511

Charlotte Corr. Inst. (Male)
D. Rodney Sistrunk, Superintendent
33123 Oil Well Road
Punta Gorda, Florida 33955
(813) 575-2828 SC 746-1301
Fax: (813) 575-2149

* **Desoto Corr. Inst. (Male)**
Warren Cornell, Superintendent
P.O. Drawer 1072
Arcadia, Florida 33821
(813) 494-3727 SC 721-7360
Fax: (813) 494-1740

* **Hardee Corr. Inst. (Male)**
Kermit Kerley, Superintendent
Route 2, Box 200
Bowling Green, Florida 33834-0200
(813) 773-2441 SC 757-1200
Fax: (813) 773-4310

* **Hendry Corr. Inst. (Male)**
David Farcas, Superintendent
Route 2, Box 13-A
Immokalee, Florida 33934-9747
(813) 657-3654 SC 734-1100
Fax: (813) 657-5906

Hillsborough Corr. Inst. (Male)
Roderick James, Superintendent
11150 Highway 672
Riverview, Florida 33569-8402
(813) 671-5022 SC 542-5022
Fax: (813) 671-5037

Polk Corr. Inst. (Male)
E.A. Colchiski, Superintendent
3876 Evans Road, Box 50
Polk City, Florida 33868-9213
(813) 984-2273 SC 588-1213
Fax: (813) 984-3072

Zephyrhills Corr. Inst. (Male)
Ronald Holmes, Superintendent
2739 Gall Boulevard
Zephyrhills, Florida 33541
(813) 782-5521 SC 535-1100
Fax: (813) 782-4954

ROAD PRISONS, DRUG TREATMENT CENTERS, VOCATIONAL CENTERS, FORESTRY CAMPS, WORK CAMPS

Region I

Berrydaie Forestry Camp (Male)
R.E. Grant, Major
6920 Highway 4
Jay, Florida 32565
(904) 675-4564 SC 671-4142

Caryville Work Camp (Male)
R.A. Peters, Major
P.O. Box 129
Caryville, Florida 32427-0129
(904) 547-5321 SC 771-4620

Franklin Work Camp (Male)
T.E. Whitehead, Major
P.O. Box 160
Apalachicola, Florida 32320
(904) 653-8500 SC 771-2127

Gulf Forestry Camp (Male)
John Allgood, Major
3222 DOC Whitfield Road
White City, Florida 32465
(904) 827-7412 SC 771-2045

Marianna Work Camp (Male)
Ronnie Harrison, Major
P.O. Drawer 1586
Marianna, Florida 32447
(904) 482-9532 SC 789-9532

Quincy Vocational Center & Work Camp (Male)
C.F. Keels, Asst. Supt.
P.O. Box 9, Hwy. 2675
Quincy, Florida 32353-0009
(904) 627-9251 SC 282-2076

Tallahassee Road Prison (Male)
Sam Pacchioli, Major
2628 Springhill Road
Tallahassee, Florida 32310-6739
(904) 488-8340 SC 278-8340
Region II

Gainesville Work Camp (Male)
H.H. Henson, Major
P.O. Box 1167
State Road 26 East
Gainesville, Florida 32609-1167
(904) 955-2045 SC 625-9045

Gainesville DTC (Male)
Elvin Kelsey, Asst. Superintendent
P.O. Box 936
Gainesville, Florida 32602-0936
(904) 955-2001 SC 625-2001

Levy Forestry Camp (Female)
Lora Kuebler, Major
P.O. Box 1659
Country Road 343
Bronson, Florida 32621-1659
(904) 486-5330 SC 645-5330

Region III

Brooksville DTC (Male)
William C. Young, Assistant Supt.
P.O. Box 10099
Brooksville, Florida 34601-0099
(904) 754-6715 SC 663-6715

Sumter Basic Training Unit (Boot Camp) (Male)
Jim Tridico, Major
P.O. Box 667
Bushnell, FL 33513-0667
(904) 793-2525 SC 633-1000

Region IV

Big Pine Key Road Prison (Male)
N. Patterson, Jr., Major
P.O. Box 509
Big Pine Key, Florida 33043
(305) 872-2231 SC 451-5105

Loxahatchee Road Prison (Male)
Eddie Hicks, Major
230 Sunshine Road
West Palm Beach, Florida 33411
(407) 791-4760 SC 242-4760

Martin Drug Treatment Center
1175 S.W. Allapattah Road
Indiantown, FL 34956-4397
(407) 597-3705 SC 249-5011

Region V

Arcadia Road Prison (Male)
Gregory A. Cavas, Major
P.O. Box 1033
Arcadia, Florida 33821-1033
(813) 993-4628 SC 740-4628

Bradenton DTC (Co-Ed)
Diane Thompson, Corr. Asst. Supt. I
P.O. Box 1406
Oneco, Florida 34264-1406
(813) 751-7605 SC 599-7605

Copeland Road Prison (Male)
Ellwood H. Stamper, Major
P.O. Box 97
Copeland, Florida 33926-7844
(813) 695-2401 SC 721-7844

Largo Work Camp (Male)
Rod L. Groom, Major
5201 Ulmerton Rd.
Clearwater, Florida 34620-4091
(813) 570-5135 SC 558-5135

clip and save

DIRECTORY

Bradenton DTC (Co-Ed)
Diane Thompson, Asst. Supt.
P.O. Box 1406
Oneco, Florida 34264-1406
(813) 751-7605 SC 599-7605

Duval CCC (Female)
Pamela Thigpen, Lieutenant
2830 Park Street
P.O. Box 60875
Jacksonville, Florida 32236-0875
(904) 381-6010 SC 834-6010

Atlantic CCC (Female)
Sandra Phippen, Lieutenant
263 Fairgrounds Road
West Palm Beach, FL 33411
(407) 791-4187 SC 242-4187

COMMUNITY CORRECTIONAL CENTERS

Region I

Region I Community Facilities Supt.
Wayne Helms (acting)
4610 Highway 90 East
Marianna, Florida 32446
(904) 482-9533 SC 789-9533

Marianna CCC (Male)
Glenda C. Parmer, Major
P.O. Box Drawer 1586
Marianna, Florida 32447
(904) 482-9532 SC 789-9532

Panama City CCC (Male)
Joe Ikeguchi, Major
3609 Highway 390
Panama City, Florida 32405
(904) 872-4178 SC 777-4178

Park House CCC (Female)
Catherine Hicks, COSI
1126 East Park Avenue
Tallahassee, Florida 32301
(904) 488-1860 SC 278-1860

Pensacola CCC (Male)
Leonard Pouncey, Major
3050 North L. Street
Pensacola, Florida 32501
(904) 444-8920 SC 693-8920

Tallahassee CCC (Male)
Howard Clark, Major
2616A Springhill Road
Tallahassee, Florida 32310
(904) 488-2478 SC 278-2478

Region II

Region II Community Facilities Supt.
James E. Curington, Jr.
P.O. Box 147007
Gainesville, Florida 32614-7007
(904) 955-2035 SC 625-2035

Daytona Beach CCC (Male)
Allen Spence, Major
3601 U.S. Highway 92 West
Daytona Beach, Florida 32124-1002
(904) 238-3171 SC 380-3763

Dinamore CCC (Male)
Paul Crawford, Major
13200 Old Kings Road
P.O. Box 62208
Jacksonville, Florida 32219-2208
(904) 764-7111 SC 821-5386

Gainesville CCC (Female)
Charlene Hansford, Lieutenant
1103 South West 6th Avenue
P.O. Box 1083
Gainesville, Florida 32602-1083
(904) 955-2050 SC 625-2050

Lake City CCC (Male)
Charles "Doug" Bryan, Major
P.O. Box 3359
Lake Jeffrey Road
Lake City, Florida 32056-3359
(904) 758-0535 SC 885-0535

Santa Fe CCC (Male)
Arthur McDaniel, Major
2901 Northeast 39th Avenue
P.O. Box 1202
Gainesville, Florida 32602-1202
(904) 955-2070 SC 625-2070

Region III

Region III Community Facilities Supt.
Robert M. Whidden, Jr.
400 West Robinson Street
Suite 909 North
Orlando, Florida 32801
(407) 423-6960 SC 344-6960

Cocoa CCC (Male)
Roslynn Kidd, Major
585 Camp Road
Sharpes, Florida 32959
(407) 690-3210 SC 362-3210

Kissimmee CCC (Male)
Sonny Yates, Major
2925 Michigan Avenue
Kissimmee, Florida 32743
(407) 846-5210 SC 327-5210

Orlando CCC (Male)
Angela Ashley, Major
7300 Laurel Hill Road
Orlando, Florida 32818
(407) 578-3510 SC 326-3510

Pine Hills CCC (Female)
Katie Franks, Supervisor
3504 Laurel Hill Road
Orlando, Florida 32818
(407) 578-3514 SC 326-3514

Region IV

Region IV Community Facilities Supt.
Charles Mathews
3810 Inverrary Blvd.
Bldg. C, Suite 101
Lauderhill, Florida 33319
(305) 491-3300 SC 457-3300

Ft. Pierce CCC (Male)
George Underwood, Major
1203 Bell Avenue
Ft. Pierce, Florida 34982
(305) 468-3929 SC 240-3929

Hollywood CCC (Male)
Ricardo Ricks, Major
P.O. Box 8759
Pembroke Pines, Florida 33024
(305) 985-4720 SC 473-4720

Miami CCC (Female)
Shirley Sargent, Lieutenant
4425 W. 20th Avenue
Hialeah, FL 33012
(305) 819-5300

Miami North CCC (Male)
Daniel Brown, Major
7090 Northwest 41st Street
Miami, Florida 33166
(305) 470-5580 SC 429-5580

Opa Locka CCC (Male)
Shirley Garrison, Major
5400 Northwest 135th Street
Opalocka, Florida 33054
(305) 827-4057 SC 481-4057

Pompano CCC (Male)
Mark D. Redstone, Major
5600 Northwest 9th Ave.
Ft. Lauderdale, Florida 33309
(305) 771-8504 SC 451-5016

West Palm Beach CCC (Male)
Charles M. Bitzer, Major
261 West Fairgrounds Road
West Palm Beach, Florida 33411
(407) 791-4750 SC 242-4750

Region V

Region V Community Facilities Supt.
Charles J. Holmes
5422 West Bay Center Drive, Suite 101
Tampa, Florida 33609
(813) 871-7230 SC 542-7230

Bartow CCC (Male)
John Fort, Major
P.O. Box 959
Bartow, Florida 33831-0959
(813) 534-7037 SC 549-7037

Ft. Myers CCC (Male)
Frank R. Rechterovic, Major
P.O. Box 051107
Ft. Myers, Florida 33905-1107
(813) 332-6915 SC 748-6915

Hillsborough CCC (Female)
Betty Menendez, Lieutenant
3802 W. Dr. Martin Luther King Blvd.
Tampa, Florida 33614-7095
(813) 871-7132 SC 542-7132

DIRECTORY

Lakeland CCC (Male)

Robert L. Carr, Major
1 Alderman Road
Lakeland, Florida 33809-2801
(813) 499-2211 SC 595-2211

Pinellas CCC (Female)

Joan Gelinas, Lieutenant
5201 Ulmerton Road
Clearwater, Florida 33620-4091
(813) 570-5138 SC 558-5138

St. Petersburg CCC (Male)

Harry L. Nolan, Major
4237 8th Avenue, South
St. Petersburg, 33711-2000
(813) 893-2289 SC 594-2289

Tampa CCC (Male) Unit 1

Wendy Brazil, Major
3802 West Dr. M.L. King Blvd.
Tampa, Florida 33614-7095
(813) 871-7135 SC 542-7135

Tampa CCC (Male) Unit 2

Booker T. Asberry, Asst. Supt.
3802 West Dr. M.L. King Blvd.
Tampa, Florida 33614-7095
(813) 871-7136 SC 542-7136

Tarpon Springs CCC (Male)

Clifford Pitts, Major
P.O. Box 39
Tarpon Springs, Florida 34688-0039
(813) 942-5420 SC 538-5420

PROBATION AND RESTITUTION CENTERS

Bradenton P & R Center (Co-Ed)

Kay Rahn, Chief
1027 9th St. West
Bradenton, Florida 34205-7330
(813) 741-3062 SC 599-3062

Broward P & R Center (Male)

C.W. Gibbons, Major
817 N. Dixie Highway
Pompano Beach, Florida 33060
(305) 943-9881 SC 451-5021

Jacksonville P & R Center (Co-Ed)

Lee Greene, Chief
417 Park Street
Jacksonville, Florida 32204-2928
(904) 630-0894

Lakeland P & R Center (Male)

Mark Bevilacqua, Chief
400 North Florida Avenue
Lakeland, Florida 33805-1925
(813) 499-2220 SC 595-2220

Orlando P & R Center (Co-Ed)

Marcus Kendricks, Major
1228 North Orlando Avenue
Winter Park, Florida 32789
(407) 623-1026 SC 344-1026

Pensacola P & R Center (Co-Ed)

Frank Griffin, Major
51 East Gregory Street
Pensacola, Florida 32501
(904) 444-8825 SC 693-8825

St. Petersburg P & R Center (Co-Ed)

Edith Carter, Major
700 43rd Street, South
St. Petersburg, Florida 33711-1921
(813) 893-2356 SC 594-2356

Tallahassee P & R Center (Co-Ed)

Jennifer M. Traugott, Chief
2609 E. Springhill Road
Tallahassee, Florida 32310
(904) 487-0696 SC 277-0696

Tampa P & R Center (Co-Ed)

James G. Mitchell, Chief
1613 East 9th Avenue
Tampa, Florida 33605-3791
(813) 272-3713 SC 571-3713

West Palm Beach P & R Center (Male)

Thomas C. Levin, Chief
3185 Boutwell Road
Lake Worth, Florida 33461
(407) 540-1101 SC 256-1101

PROBATION AND PAROLE SERVICES

Region I

Lana B. Arnold

Regional Administrator
Ron Williams, Asst. Reg. Adm.
4610 Hwy 90 East
Marianna, Florida 32446
(904) 482-9533 SC 789-9533
Fax: (904) 482-9673

010 - PENSACOLA CIRCUIT

Doug Harrison, Circuit Admin.
Ray McShane, Deputy C.A.
3101 North Davis Highway, P.O. 2635
Pensacola, Florida 32503-3558
(904) 444-8845 SC 693-8953

010 - PENSACOLA MAIN

Daniel Ward, Supervisor
3101 N. Davis Highway
Pensacola, FL 32513-2635
(904) 444-8845 SC 693-8845

011 - MILTON

Dana Walker, Supervisor
210 Caroline Street S.E.
Milton, Florida 32570-4974
(904) 623-6805 SC 671-2050

012 - CRESTVIEW

Clyde F. Keels, Jr, Supervisor
930 North Ferdon Boulevard
Crestview, Florida 32536-1706
(904) 689-7804 SC 675-7804

013 - SHALIMAR

Jose Naranjo, Supervisor
74-3rd Street
Shalimar, Florida 32579-1377
(904) 833-9132 SC 674-9140

014 - DEFUNIAK

Lonnie Wright, Supervisor
211 West Nelson Avenue
DeFuniak Springs, Florida 32433-1940
(904) 892-8075 SC 676-8075

015 - PENSACOLA WEST

Robert Mann, Supervisor
3100 W. Fairfield Drive
Pensacola, Florida 32505
(904) 444-8900 SC 693-8900

016 - PENSACOLA NORTH

Truman Howell, Supervisor
8180 Pensacola Boulevard
Pensacola, Florida 32514
(904) 484-5145 SC 690-5145

017 - PENSACOLA BAYSIDE

Sheldon Thomas, Supervisor
34 West Government Street
Pensacola, Florida 32501-5814
(904) 444-8460 SC 693-8460

020 - TALLAHASSEE CIRCUIT

Ron Mercer, Circuit Administrator
Hardy Lashley, Deputy C.A.
1250 H Blountstown Hwy.
Park 20 West
Tallahassee, Florida 32310
(904) 922-3623 SC 292-3623

020 - TALLAHASSEE MAIN

Louvenia Sailor, Supervisor
1240 Blountstown Hwy.
Park 20, West
Tallahassee, Florida 32310
(904) 488-3596 SC 292-3623

021 - CRAWFORDVILLE

Amy Datz, Supervisor
U.S. 319 North
P. O. Box 550
Crawfordville, Florida 32327-0550
(904) 926-3155 SC 277-4254

022 - QUINCY

John Day, Supervisor
1131 Live Oak Street
Quincy, Florida 32351
(904) 875-9644 SC 282-3220

023 - MONTICELLO

Brian Engles, Supervisor
260 West Washington St.
Monticello, Florida 32344-1442
(904) 997-0017 SC NONE

024 - TALLAHASSEE NORTH

Philip Cooper, Supervisor
1018 Thomasville Road, Suite 102
Tallahassee, Florida 32303-6236
(904) 487-6509 SC 277-6509

DIRECTORY

145 - PANAMA CITY - CIRCUIT

Michael Chambers, Cir. Admin.
Ed Rankin, Deputy C.A.
221 E. 23rd Street, Suite B
Panama City, Florida 32405
(904) 872-7590 SC 777-7590

140 - PANAMA CITY MAIN

Joseph T. Attwood, Supervisor
432 Magnolia Avenue
Panama City, FL 32401-3194
(904) 872-4139 SC 777-4139

141 - MARIANNA

Randy Ellis, Supervisor
2851 South Jefferson Street
Marianna, Florida 32446-4610
(904) 482-9524 SC 789-9524

142 - PORT ST. JOE

Sarah Fine, Supervisor
504 3rd Street
Port St. Joe, Florida 32456-1736
(904) 227-1132 SC 771-2005

143 - CHIPLEY

Ron Mathis, Supervisor
203 West Cypress Avenue
Chipley, Florida 32428-1822
(904) 638-6234 SC 769-6234

144 - PANAMA CITY NORTH

John E. Surette, Supervisor
640 East 15th Street
Panama City, Florida 32405-3194
(904) 872-4870 SC 777-4870

Region II

Ralph Moulder, Regional Administrator

Tony Proto, Asst. Regional Admin.
5700 S.W. 34th Street, Room 335
P. O. Box 147007
(send mail to P.O. Box)
Gainesville, Florida 32614-7007
(904) 955-2035 SC 625-2035
Fax: (904) 955-3117

030 - CIRCUIT OFFICE - LAKE CITY

Charles Maxwell, Circuit Admin.
1992 South 1st Street
P. O. Box 490
Lake City, Florida 32056-0490
(904) 758-0445 SC 885-0445

031 - LIVE OAK

Susan Bissett-Dotson, Supervisor
621 Ohio Ave., P. O. Box 447
Live Oak, Florida 32060-0447
(904) 362-2869 SC 821-5413

032 - MADISON

Robert Isbell, Supervisor
205 East Base Street
P. O. Box 302
Madison, Florida 32340-0302
(904) 973-4073 SC 282-2730

033 - PERRY

Amy Datz, Supervisor
121 North Jefferson Street
P. O. Box 540
Perry, Florida 32347-0540
(904) 584-3449 SC 282-3035

034 - CROSS CITY

Brenda Waldron, Supervisor
Corner of King Ave. & Chewning St.
P. O. Box 1347
Cross City, Florida 32628-1347
(904) 498-1383 SC 656-1383

035 - JASPER

Ken Botbyl, Supervisor
Intersection of US 41 & US 129
P. O. Box 1558
Jasper, Florida 32052-1558
(904) 792-3447 SC 821-3140

040 - CIRCUIT OFFICE - JACKSONVILLE MAIN

Harry M. Ivey, Jr., Circuit Admin.
Geraldine Jordan, Deputy
4250 Lakeside Drive, Suite 308
Jacksonville, Florida 32210-3370
(904) 381-6000 SC 834-6000

041 - JACKSONVILLE NORTH

Ralph Henderson, Supervisor
10646 Haverford Road, Suite 5
Jacksonville, Florida 32218-6203
(904) 359-6415 SC 826-6415

042 - JACKSONVILLE SOUTH

John F. Teagle, Supervisor
4613 Phillips Highway, Suite 221
Jacksonville, Florida 32207-9502
(904) 448-4373 SC 880-4373

043 - JACKSONVILLE CENT.

Jeffrey Cummings, Supervisor
421 Church Street, Suite 309
Jacksonville, Florida 32202-2886
(904) 359-6440 SC 826-6440

044 - FERNANDINA BEACH

Linda A. Baker, Supervisor
919 South 14th Street
Fernandina Beach, Florida 32034
(904) 277-7250 SC 848-7250

045 - GREEN COVE SPRINGS

Fred Floyd, Supervisor
106 South Orange Avenue
Green Cove Springs, Florida 32043-4128
(904) 777-2125 SC 884-2125

046 - JACKSONVILLE S.W.

Wade S. Bush, Supervisor
1945 Lane Avenue South
Jacksonville, Florida 32210-2781
(904) 693-5000 SC 851-5000

047 - JACKSONVILLE WEST

James W. Watts, Jr., Supervisor
580 Ellis Road, Suite 118
Jacksonville, Florida 32205-3959
(904) 695-4180 SC 851-4180

070 - CIRCUIT - DAYTONA BEACH

Robert D. Gordon, Circuit Admin.
Marsha Rogers, Supervisor
119 South Palmetto Avenue
Daytona Beach, Florida 32120-9295
(904) 254-3720 SC 380-3720

071 - OFFICE - DELAND

Marvin Barnett, Supervisor
650 West New York Avenue
DeLand, Florida 32724-4319
(904) 736-5310 SC 383-5310

072 - PORT ORANGE

Peggy P. Monaco, Supervisor
4031 South Nova Road, Suite C
Port Orange, Florida 32119-9804
(904) 756-7400 SC 380-7400

073 - PALATKA

Jack Hopkins, Supervisor
423 St. Johns Avenue
Palatka, Florida 32177-4724
(904) 329-3757 SC 860-3757

074 - ST. AUGUSTINE

Walter G. Ellertor, Supervisor
Lightner Museum Bldg.
P. O. Drawer 3708
St. Augustine, Florida 32085-3708
(904) 825-5038 SC 865-5038

075 - BUNNELL

Vicki Dunn, Supervisor
105 N. Bay St.
P. O. Drawer 1996
Bunnell, Florida 32110-1996
(904) 437-7225 SC 370-7225

076 - DAYTONA BEACH. NORTH

Ed Seltzer, Supervisor
9 West Granada Boulevard
P. O. Box 605
Ormond Beach, Florida 32175-0605
(904) 676-4020 SC 370-4020

077 - DAYTONA BEACH - CENTRAL

Arthur D. Fitzpatrick, Supervisor
665 Beville Road, Suite G
South Daytona, Florida 32119-1953
(904) 756-7433 SC 380-7433

080 - GAINESVILLE MAIN

Nancy Vallario, Circuit Administrator
Zollie Rowan, Superintendent
110 SE. First Street
Gainesville, Florida 32601
(904) 955-2023 SC 625-2023

081 - OFFICE - BRONSON

Robert D. Clark, Supervisor
P. O. Box 640
Corner of Court & Picnic Streets
Bronson, Florida 32621-0640
(904) 486-2100 SC 621-5075

082 - OFFICE - STARKE

Robert Woody, Supervisor
1200 Andrews Circle Drive, North
P. O. Box 997
Starke, Florida 32091-0997
(904) 964-5151 SC 821-5300

DIRECTORY

083 - CIRCUIT - GAINESVILLE WEST

Paula Thomas, Supervisor
249 West University Avenue
Gainesville, Florida 32601
(904)955-2055 SC 625-2055

084 GAINESVILLE NORTH

John Cynkar, Supervisor
1731 N.W. 6th Street, Suite 16
P. O. Box 1072
Gainesville, Florida 32602-1072
(904) 336-2220 SC 625-2220

Region III

Joe Hatem, Jr., Regional Admin.

Jan Curtis, Asst. Regional Admin.
Hurston North Tower, Suite N-909
400 West Robinson Street
Orlando, Florida 32801
(407) 423-6957 SC 344-6957
Fax: (407) 423-6094

050 - OCALA EAST

Mary Rich, Supervisor
24 N. E. 1st Street
Ocala, Florida 34470-6651
(904) 732-1215 SC 667-1215

051 - CIRCUIT OFFICE - TAVARES

William M. Billar, Circuit Admin.
Neil Mattson, Deputy
105 S. Rockingham Ave.
Tavares, Florida 32778-3876
(904) 742-6242 SC 639-6242

052 - BUSHNELL

Fred Dietz, Supervisor
Highway 301 (One & 1/2 mi. N. of
Bushnell)
P. O. Box 489
Bushnell, Florida 33513-0489
(904) 793-2131 SC 621-5000

053 - INVERNESS

Janice Blackmon, Supervisor
601 Highway 41 South
Inverness, Florida 34450-6029
(407) 726-2405 SC 621-5045

054 - BROOKSVILLE

Barbara Sherburne, Supervisor
Hernando County Courthouse
51 West Fort Dade Avenue
Brooksville, Florida 34601-2503
(407) 754-6710 SC 663-6710

055 - BELLEVIEW

Phil Matchett, Supervisor
11005 S.E. 66th Terrace
P. O. Box 2318
Belleview, Florida 34421-2318
(407) 245-0151 SC 621-5050

056 - OCALA WEST

Elma Pope, Supervisor
5640 S.W. 6th Place Suite 100
Ocala, Florida 34474-9378
(904) 732-1324 SC 667-1324

057 - LEESBURG

Tom Asbury, Supervisor
734 N. Third Street, Suite 512
Leesburg, Florida 34748-4457
(407) 360-6535 SC 668-6535

090 - CIRCUIT OFFICE - ORLANDO

Susan B. Yawn, Circuit Admin.
John Rivers, Deputy
Hurston North Tower, Suite 809
400 West Robinson Street
Orlando, Florida 32801
(407) 423-6041 SC 344-6041

09B - ORLANDO NORTHWEST

Lee Riley, Supervisor
Parkwood Plaza
3201-B West Colonial Drive
Orlando, FL 32808
(407) 578-3500 SC 326-3500

091 - ORLANDO NORTH

Colby Davis, Supervisor
3555 Maguire Boulevard, Suite 200
Orlando, Florida 32803-3726
(407) 897-2858 SC 342-2858

092 - ORLANDO WEST

Gene Adkins, Supervisor
Hiawassee Woods Shopping Ctr.
6889 West Colonial Drive
Orlando, Florida 32818
(407) 578-3550 SC 326-3550

093 - ORLANDO MIDTOWN

Marlene Jefferson
Parkwood Plaza
3203 W. Colonial Drive
Orlando, Florida 32808
(407) 378-3523 SC 326-3523

094 - KISSIMMEE

Frank Billeter, Supervisor
750 Office Plaza Boulevard, Suite 301
Kissimmee, Florida 34741-3216
(407) 846-5215 SC 327-5215

095 - ORLANDO EAST

David Streater, Supervisor
5449 S. Semoran Blvd.
Suite 21, Hoffner Center
Orlando, FL 32822
(407) 249-6530 SC 343-6530

096 - ORLANDO (CC OFFICE)

Edi Diccio, Supervisor
Parkwood Plaza
3201-B West Colonial Drive
Orlando, Florida 32808
(407) 297-2000 SC 326-2000

097 - ORLANDO SOUTH

David Flint, Supervisor
710 East Colonial Drive, Suite 202
Orlando, Florida 32803
(407) 423-6380 SC 344-6380

180 - TITUSVILLE

Joe Lewis, Supervisor
407 South Washington Avenue, Suite 1
Titusville, Florida 32796-3561
(407) 383-2728 SC 360-2728

181 - MELBOURNE

Herman Walker, Supervisor
1500 West Eau Gallie Blvd., B-1
Melbourne, Florida 32935
(407) 255-0441 SC 352-7007

182 - COCOA

Frank Rudzik, Supervisor
840 North Cocoa Boulevard
Cocoa, Florida 32922
(407) 690-3200 SC 362-3204

183 - SANFORD MAIN

Linda Mills, Supervisor
101 E. 1st Street, Suite 400
Sanford, Florida 32771-1291
(407) 330-6740 SC 392-6740

184 - CASSELBERRY

Barbara Scala, Supervisor
101 Sunnyside Rd.
Casselberry, Florida 32707
(407) 262-7400 SC 346-7400

185 - CIRCUIT OFFICE

Priscilla Carter, Circuit Admin.
William Kendall, Deputy
312 West First St., Ste. 605
Sanford, Florida 32771
(407) 330-6767 SC 392-6767

186 - SANFORD LAKESIDE

Terri Girard
330 E. Commercial St.
Sanford, Florida 32771
(407) 330-6727 SC 392-6737

Region IV

Joyce D. Haley, Regional Administrator

Tony V. Harper, Asst. Reg. Admin.
Suite 101, Building C
3810 Inverrary Boulevard
Lauderhill, Florida 33319
(305) 497-3300 SC 457-3300
Fax: (305) 497-3352

110 - CIRCUIT OFFICE - MIAMI

John Edwards, Circuit Admin.
William Abbey, Deputy
4500 Biscayne Blvd., Suite 330
Miami, Florida 33137
(305) 325-3310 SC 473-3310

11-A - MIAMI INVESTIGATIVE UNIT

Vacant, Supervisor
401 N.W. 2nd Avenue
N. Tower, Rm. 612
Miami, Florida 33128
(305) 377-5542 SC 452-5542

11-B CIRCUIT INTAKE

Ana Centeno, Supervisor
990 S.W. 1st St. Suite 201
Miami, Florida 33130
(305) 325-3531 SC 473-3531

11-C COCONUT GROVE

Patrice Bryant, Supervisor
701 S.W. 27th Ave, Suite 1100
Miami, FL 33135
(305) 644-3800 SC 481-3800

DIRECTORY

111 - NORTHWEST MIAMI
Michael Manguso, Supervisor
7900 N. W. 27th Avenue
188 North Court
Miami, Florida 33147-4902
(305) 835-0200 SC 451-5571

112 - EAST MIAMI
Carlton Bryant, Supervisor
401 N.W. 2nd Avenue, S. Tower,
Rm. 607
Miami, Florida 33128
(305) 377-5270 SC 452-5270

113 - SOUTH MIAMI
Rudy Garcia, Supervisor
12295 SW 133rd Ct.
Miami, Florida 33186
(305) 252-4400 SC 489-4400

114 - NORTH MIAMI
Marilyn Tift, Supervisor
1850 N.W. 183rd Street
Miami, Florida 33056
(305) 628-7220 SC 428-7229

115 - HOMESTEAD
Nadine Sellar, Supervisor
436 Washington Avenue
Homestead, Florida 33030
(305) 246-6326 SC 478-6326

116 - BISCAYNE
Omega Wright, Supervisor
561 Northeast 79th Street, Suite 201
Miami, Florida 33138
(305) 795-2080 SC 478-2080

117 - MIAMI WESTCHESTER
Michael Russell, Supervisor
7141 North Waterway Drive
Miami, Florida 33155
(305) 261-3070 SC 451-5560

118 - MIAMI LAKES
Reginald Robinson, Supervisor
16353 N.W. 57th Avenue
Miami, Florida 33014
(305) 628-7232 SC 428-7232

150 - CIRCUIT OFFICE - WEST PALM BEACH
Valerie Rolle, Circuit Admin.
Donald Monroe, Deputy
423 Fern Street, Suite 100
West Palm Beach, Florida 33401
(407) 837-5175 SC 252-5175

151 - BELLE GLADE
Jerry Arline, Supervisor
2976 North Main Street
Belle Glade, Florida 33430-5308
(407) 996-4860 SC 272-4860

152 - DELRAY BEACH
Kermit Nelson, Supervisor
189 S.E. 3rd Avenue, Room 2
Delray Beach, Florida 33483-4531
(407) 279-1650 SC 264-1650

153 - W. PALM BCH. CENTRAL
Karen Noeth, Supervisor
4480 South Tiffany Drive, Suite 1001
Mangonia Park, Florida 33407
(407) 881-5001 SC 264-5001

154 - LAKE WORTH
Shari Britton, Supervisor
3444 South Congress Avenue, Suite #4
Lake Worth, Florida 33461
(407) 433-2628 SC 232-2628

155 OMAR ROAD
Laura Cain
1225 Omar Road
West Palm Beach, Florida 33045
(305) 837-5456 SC 252-5456

160 - KEY WEST
Mary Bauer, Circuit Admin.
Professional Building, Suite 402
1111 12th Street
Key West, Florida 33040-4086
(305) 292-6742 SC 464-6765

161 - MARATHON
Patrica Burns, Supervisor
12000 Overseas Highway, 3rd Floor
Marathon, Florida 33052
(305) 289-2340 SC 464-2340

162 - TAVERNIER
Roy O'Bryan, Supervisor
88005 Overseas Highway
Islamorada, Florida 33036
(305) 853-3262 SC 464-3262

170 - FT. LAUDERDALE
Gary Rogatz, Circuit Admin.
Barry Groves, Deputy
10 West Las Olas Boulevard, Suite 100
Ft. Lauderdale, Florida 33301
(305) 467-4631 SC 453-4631

170 - INTAKE OFFICE
Dianna Woolslair, Supervisor
10 W. Las Olas Blvd., Suite 100
Ft. Lauderdale, FL 33301
(305) 467-4645 SC 453-4645

171 - POMPANO BEACH
R. Marty Simpson, Supervisor
140 East McNab Rd.
Pompano Beach, Florida 33060
(305) 786-5466 SC 451-5165

172 - PEMBROKE PARK
Benjamin Rivers, Supervisor
3150 S.W. 52nd Avenue
Pembroke Park, Florida 33023
(305) 985-4730 SC 473-4730

173 - SUNRISE WEST
Gaye Nevins, Supervisor
6299 West Sunrise Blvd., Suite 200
Sunrise, Florida 33313-6178
(305) 587-0661 SC 451-5490

174 - ANDREWS
Thomas Mark, Supervisor
200 S.W. 27th Avenue
Ft. Lauderdale, Florida 33312
(305) 321-2900 SC 423-2900

175 - SUNRISE EAST
Theresa Baker, Supervisor
915 NW 10th Ave.
Ft. Lauderdale, Florida 33311
(305) 467-4267 SC 453-4267

176 - CROSSROADS
Al Hill, Supervisor
2301 W. Sample Road
Bldg. 4, Suite 8A
Pompano Beach, Florida 33073-3009
(305) 969-3553 SC 423-3553

177 - PLANTATION
Melvin Davis, Supervisor
3520 W. Broward Blvd.
Kingston Bldg., Second Floor
Ft. Lauderdale, FL 33312
(305) 797-1762 SC 423-1762

178 - HOLLYWOOD
Rick Hill, Supervisor
1050 N. Federal Highway
Hollywood, Florida 33020
(305) 925-9660 SC 451-5138

190 - CIRCUIT FT. PIERCE
David Smith, Circuit Admin.
Sharon Lord, Deputy
3512 Okeechobee Road
Ft. Pierce, Florida 34947-4597
(407) 468-3933 SC 240-3933

191 - STUART
Vacant, Supervisor
221 East Osceola Street, Suite 150
Waterside Place
Stuart, Florida 34994-2237
(407) 221-4010 SC 269-4010

192 - VERO BEACH
Charles Bryant, Supervisor
1470 Old Dixie Highway
Vero Beach, Florida 32960
(407) 778-5050 SC 240-5050

193 - OKEECHOBEE
Lawrence Hoppock, Supervisor
101 N.W. 36th Street, Suite 1
P. O. Box 1803
Okeechobee, Florida 34973-1803
(813) 467-1333 SC 721-7310

194 - FT. PIERCE EAST
Eric Gidlund, Supervisor
3214 South U. S. #1
Ft. Pierce, Florida 34982
(407) 468-4064 SC 240-4064

Region V

Joseph E. Papy,
Regional Administrator
V.M. Castellano, Asst. Reg. Admin.
5422 West Bay Center Drive, #101
Tampa, Florida 33609
(813) 871-7230 SC 542-7230
Fax: (813) 873-4884

DIRECTORY

06A - PINELLAS PARK

Tom Bride, Supervisor
6655 - 66th Street North, Suite 1
Pinellas Park, Florida 34665-5046
(813) 547-7670 SC 558-7670

06B - PASADENA

William Elliott, Supervisor
5736 Central Avenue
St. Petersburg, Florida 33707-1791
(813) 893-2453 SC 594-2453

06C - PINELLAS/PASCO

Patti Harris, Supervisor
11351 Ulmerton Road, #250
Clearwater, Florida 34648-1635
(813) 588-3590 SC 558-3590

06D - GATEWAY

Mary Robinson, Supervisor
4906-D Creekside Drive
Clearwater, Florida 34620-4033
(813) 570-3110 SC 558-3110

06E - HUDSON

John Nelson, Supervisor
8811 SR #52, Suite 21
Hudson, Florida 34667-6751
(813) 863-3411 SC 552-7252

06F - CIRCUIT - CLEARWATER NORTH

Ike Brown, Circuit Admin.
Evelyn Henderson, Deputy
28050 US 19 North, Suite 206
Clearwater, Florida 34621-2600
(813) 725-7933 SC 558-7933

060 - ST. PETERSBURG

Letha Evins, Supervisor
525 Mirror Lake Drive, Room 515
St. Petersburg, Florida 33701-3243
(813) 893-2511 SC 594-2511

061 - CLEARWATER

Steve Mullis, Supervisor
634 Park Street
Clearwater, Florida 34616-5498
(813) 469-5909 SC 558-5909

062 - NEW PORT RICHEY

David Rice, Supervisor
7621 Little Road, Suite 200
New Port Richey, Florida 34654-5525
(813) 841-4131 SC 538-4131

063 - DADE CITY

Douglas E. Prowant, Supervisor
456 North 7th Street
Dade City, Florida 33525-3404
(813) 521-1214 SC 635-1214

064 - LARGO

Lethia Evans, Supervisor
Mary R. Grizzle Service Ctr.
111351 Ulmerton Rd. Suite 200
Largo, Florida 34648-1631
(813) 588-3583 SC 558-3583

065 - SEMINOLE

Victor Carro, Supervisor
8050 Seminole Mall, Suite 110
Seminole, Florida 34642-4712
(813) 547-7770 SC 594-7770

066 - TARPON SPRINGS

Tom Vinson, Supervisor
1501 U. S. Alternate 19 S., Suite L
Tarpon Springs, Florida 34689-9625
(813) 942-5411 SC 538-5411

067 - ST. PETERSBURG SOUTH

Bernard McEntegart, Supervisor
2554 22nd Avenue South
St. Petersburg, Florida 33712-3024
(813) 893-2743 SC 594-2743

068 - CLEARWATER EAST

Janna Gerber, Supervisor
18840 U.S. 19, Suite 430
St. Petersburg, FL 34624-3120
(813) 538-7212 SC 558-7212

100 - CIRCUIT OFFICE - BARTOW

C. Donald Waldron, Circuit Admin.
Nancy Hamm, Deputy
970 East Main Street
Bartow, Florida 33830-4905
(813) 534-7010 SC 549-7010

101 - LAKELAND

Rhonda Wise, Supervisor
200 North Kentucky Avenue, Box #5
Suite 506
Lakeland, Florida 33801-4978
(813) 680-5571 SC 525-5585

102 - WINTER HAVEN

Robert Lattig, Supervisor
First Street Plaza
1289 1st Street South
Winter Haven, Florida 33880-3901
(813) 291-5235 SC 577-5235

103 - LAKE WALES

Mary L. Murphy, Supervisor
107 East Crystal Avenue
Lake Wales, Florida 33853-4136
(813) 678-4111 SC 577-4111

104 - SEBRING

Ted A. Roberts, Supervisor
171 U.S. Highway 27 North
Sebring, Florida 33870
(813) 386-6018 SC 742-6018

105 - WAUCHULA

Jerry Rich, Supervisor
Courthouse, Room 101
417 West Main Street
Wauchula, Florida 33873-2832
(813) 773-4777 SC 721-7130

106 - LAKELAND SOUTH

Richard Hansen, Supervisor
2125 Crystal Grove Drive
Lakeland, Florida 33801-6875
(813) 499-2222 SC 595-2222

120 - CIRCUIT OFFICE - SARASOTA

LeRoy Jacoby, Circuit Admin.
Leonard Peeples, Deputy
2074 Ringling Boulevard, Suite 30
Sarasota, Florida 34237-7008
(813) 361-6322 SC 549-6322

121 - BRADENTON

John Finger, Supervisor
1401 Manatee Avenue West,
Drawer #45
Bradenton, Florida 34205-7823
(813) 741-3066 SC 599-3066

122 - ARCADIA

Terri McCall, Supervisor
301 North Brevard Avenue
Georgetown Square, Suite F
Arcadia, Florida 33821-4550
(813) 993-4631 SC 740-4631

123 - HOLIDAY HARBOR

Lawrence Carman, Supervisor
8464 South Tamiami Trail
Sarasota, Florida 34238-2936
(813) 483-5980 SC 549-5980

124 - BAYSHORE GARDENS

Lawrence Burton, Supervisor
410 Cortez Road, West, Suite 275
Bradenton, Florida 34207-1545
(813) 751-7611 SC 599-7611

125 - SARASOTA NORTH

Leon Esachenko, Supervisor
4123 North Tamiami Trail
Sarasota, Florida 34234-3857
(813) 359-5610 SC 549-5610

130 - CIRCUIT OFFICE - TAMPA

Erio Alvarez, Jr., Circuit Admin.
Gail Reddick, Deputy
Richard Spoka, Deputy
2807 W. Busch Blvd., Suite 201
Tampa, Florida 33618-4518
(813) 272-3561 SC 571-3561

13A - TAMPA EAST

Zora DeboDisco, Supervisor
4510 Oakfair Boulevard, Suite 250
Tampa, Florida 33610-7371
(813) 620-6313 SC 542-6313

13B - TAMPA SOUTH

Nancy Parrish, Supervisor
4601 W. Kennedy Blvd., Suite 308
Tampa, Florida 33609-2549
(813) 871-7400 SC 542-7400

13C - TAMPA COURT ANNEX

Willis Suddreth, Supervisor
801 Twiggs
Tampa, Florida 33602-3515
(813) 272-2497 SC 571-2497

13D - TAMPA HILDALE

Ward Griffin, Supervisor
7829 N. Dale Mabry Highway,
Suite 108
Tampa, Florida 33614-3267
(813) 975-6511 SC 571-6511

13E - TAMPA PENINSULA

Vince Bentivegna, Supervisor
324 N. Dale Mabry Highway,
Suite 300
Tampa, Florida 33609-1267
(813) 873-4753 SC 542-4753

DIRECTORY

13F - SULPHUR SPRINGS
James Sommerkamp, Supervisor
715 East Bird Street, Suite 200
Tampa, Florida 33603-3109
(813) 871-7165 SC 542-7165

131 - PLANT CITY
Robert Anderson, Supervisor
602 South Collins Street
Plant City, Florida 33566-5514
(813) 757-9080 SC 595-9080

132 - RIVERVIEW
Peter Hughes, Supervisor
10312 Bloomingdale Ave. Suite 16
Riverview, Florida 33569-4332
(813) 744-6373 SC 542-6373

133 - TAMPA N.E.
Robert Sutton, Supervisor
7402 North 56th Street
Corporate Square, Suite 750
Tampa, Florida 33617-7731
(813) 987-6717 SC 577-6717

134 - TAMPA NORTH
Fred Vasconti, Supervisor
12421 North Florida Avenue,
Suite A-110
Tampa, Florida 33612-4220
(813) 975-6542 SC 571-6542

135 - TAMPA CENTRAL
Matthew Brewington, Supervisor
1701 Republica De Cuba
Tampa, Florida 33605-5055
(813) 272-2604 SC 571-2604

136 - TAMPA NORTHWEST
Minnie Ross, Supervisor
4515 George Road, Suite 340
Tampa, Florida 33634-7300
(813) 272-2655 SC 571-2655

137 - TAMPA WEST
Lonnie Reddick, Supervisor
324 N. Dave Mabry, 2nd Floor
Tampa, Florida 33609-1267
(813) 873-4800 SC 542-4800

200 - CIRCUIT OFFICE - FT MYERS
Raymond A. Bocknor, Circuit Admin.
Joe Cruce, Deputy
4415 Metro Parkway, Suite 310
Ft. Myers, Florida 33916-9406
(813) 278-7240 SC 729-7240

201 - NAPLES SOUTH
Roosevelt Lauria, Supervisor
2500 Airport Road, Suite 114
Naples, Florida 33962-4884
(813) 774-4331 SC 721-7575

202 - LABELLE
James Depoy, Supervisor
Hendry County Courthouse
P. O. Box 117
LaBelle, Florida 33935-0117
(813) 674-4017 SC 744-4017

203 - PUNTA GORDA
Pam Donelson, Supervisor
121 E. Marion Ave., Suite 1137
Punta Gorda, Florida 33950-3861
(813) 639-4444 SC 721-7279

204 - FT. MYERS SOUTH
Mark Lanahan, Supervisor
1856 Commercial Drive
Ft. Myers, Florida 33901-9091
(813) 278-7180 SC 729-7180

205 - FT. MYERS CENTRAL
Daryl Promey, Supervisor
1601 N. Lee Street, Suite #3
Ft. Myers, Florida 33901
(813) 332-6917 SC 748-6917

206 - NAPLES NORTH
Mark Brotherton, Supervisor
1048 6th Avenue North
Naples, Florida 33940
(813) 434-5022 SC 974-5022

PRETRIAL INTERVENTION OFFICES

Region I

PTI OFFICE - TALLAHASSEE
Steve Kaufman, CPO II
1240 Blountstown Highway
Park 20 West
Tallahassee, Florida 32304
(904) 488-3596 SC 278-3596

PTI OFFICE - PANAMA CITY
Joe O'Lear, CPO II
432 Magnolia Avenue
Panama City, Florida 32401
(904) 872-4139 SC 777-4139

PTI OFFICE - PENSACOLA
Deborah Ward, CPO II
P.O. Box 18747
615 North 8th Avenue
Pensacola, Florida 32501-4038
(904) 444-8900 SC 693-8900

Region II

PTI OFFICE - LAKE CITY
Jeffery Hogan, CPO II
1992 South First Street
Post Office Box 490
Lake City, Florida 32056
(904) 758-0445 SC 885-0445

PTI OFFICE - GAINESVILLE
Robbie Reynolds, CPO II
2002 N.W. 13th Street
3rd Floor, Suite 305
Gainesville, Florida 32609-1072
(904) 955-2023 SC 625-2023

PTI OFFICE - DAYTONA BEACH
Dorothy Robinson
119 S. Palmetto Ave.
Daytona Beach, Florida 32120
(904) 254-3720 SC 380-3745

PTI OFFICE - DELAND
Carolyn Fitpatrick
650 W. New York Avenue
Deland, Florida 32724
(904) 736-5310 SC 383-5310

PTI OFFICE - ST. AUGUSTINE
Judy Abel, CPO I
75 King St., Lightener Museum Bldg.
Post Office Box 3708
St. Augustine, Florida 32085
(904) 825-5038 SC 865-5038

PTI OFFICE - PALATKA
Nikki S. Bronstein, CPO I
423 St. Johns Avenue
Palatka, Florida 32177-4729
(904) 329-3757 SC 860-3757

PTI OFFICE - JACKSONVILLE SOUTH
Carol Lechner, Supervisor
4613 Phillips Highway, Suite 210
Jacksonville, Florida 32207-7290
(904) 448-4370 SC 880-4370

PTI OFFICE - BUNNELL
William O'Rouke
P.O. Box Drawer 1996
105 N. Bay St.
Bunnell, Florida 32110-1996
(904) 437-7225 SC 871-7225

Region III

PTI OFFICE - ORLANDO
Dennis White, Supervisor
Don Bjoring, Court Alternatives Director
3723 33rd. St.
Orlando, Florida 32839
(407) 836-3000 SC 356-3000

PTI OFFICE - SANFORD
Tom Hawks, CPO II
101 E. 1st. St.
Sanford, Florida 32771
(407) 330-6767 SC 392-6767

PTI OFFICE - TITUSVILLE
William Schafer, CPO II
407 S. Washington Ave. Suite 1
Titusville, Florida 32796-3961
(407) 383-2728 SC 360-2728

PTI OFFICE - TAVARES
Tony Hardy, CPO I
210 East Main Street
Tavares, Florida 32778
(904) 742-6242 SC 639-6242

Region IV

PTI OFFICE - KEY WEST
Mary Bauer, Circuit Administrator
1111 12th Street, Suite 402
Professional Building
Key West, Florida 33040-4086
(305) 292-6742 SC 464-6765

DIRECTORY

PTI OFFICE - MIAMI

Herbert Schoenfield, CPO III
990 S.W. 1st Street, Suite 301
Miami, Florida 33130
(305) 326-4689 SC 473-4689

PTI OFFICE - FT. LAUDERDALE

Thomas Mark, Supervisor
200 S.W. 27th Avenue
Ft. Lauderdale, Florida 33312
(305) 321-2900 SC 421-2900

PTI OFFICE - WEST PALM BEACH

Theresa Corner, Supervisor II
1225 Omar Road
West Palm Beach, FL 33405-1096
(407) 837-5456 SC 252-5456

PTI OFFICE - FT. PIERCE

John Meehan, CPO II
3512 Okeechobee Road
Ft. Pierce, Florida 34947-4597
(407) 468-3933 SC 240-3933

Region V

PTI OFFICE - TAMPA

Jim Downum, CPS III
7825 N. Dale Mabry Hwy., Suite 200
Tampa, Florida 33614
(813) 975-6524 SC 571-6524

PTI OFFICE - SARASOTA

C. Jolly Siegwald, Supervisor
2074 Ringling Boulevard, Suite 30
Sarasota, Florida 34237-7008
(813) 361-6322 SC 549-6322

PTI OFFICE - BARTOW

Harriet Bevilacqua, CPO II
970 East Main Street
Bartow, Florida 33830-4905
(813) 534-7010 SC 549-7013

clip and save

FACT SHEET

Florida Department of Corrections

August 1994

This fact sheet is intended to answer some commonly asked questions about the department. You are encouraged to copy and circulate it.

The Florida Department of Corrections, divided into five regions, has more than 23,000 employees and a 1994-95 budget of \$1.5 billion. The department is responsible for the custody, care and treatment of more than 189,000 offenders who are either in state correctional facilities or under community supervision.

Inmate Population

The inmate population has grown from 28,310 in 1985 to more than 56,400 in August 1994. Inmates (5.2 percent are women) are housed in more than 128 facilities statewide, including 46 major institutions, 34 community correctional centers (10 for women), five road prisons, 24 work camps adjacent to major institutions, one vocational center, three forestry camps, and seven contracted drug treatment centers.

Cost of Incarceration

For 1993-94, the average statewide daily cost to care for and supervise an incarcerated male inmate in a major institution was \$40.16 a day or \$14,658 a year, \$50.49 per day or \$18,429 per year for a female inmate, and \$45.95 per day or \$16,772 per year for a youthful offender.

Employment

The department is currently hiring correctional probation officers and correctional officers. For more information, call the Bureau of Personnel at (904) 488-3130.

To become a Correctional Probation Officer (CPO), one must have a college degree; be a United States citizen; be 19 years or older; have no felony convictions; be of good moral character; and pass a physical examination and drug test. Once hired, the CPO is sent to one of the corrections academies for basic recruit training. The salary range for a Correctional Probation Officer is \$22,048-\$35,380 a year. Salaries are higher in certain locations of the state. During the training period, the employee's salary is 10 percent lower.

To become a Correctional Officer (CO) recruit, one must have a high school diploma or its equivalent; be at least 19 years old; be a United States citizen;

have no felony convictions; be of good moral character; pass a physical examination and drug test; and complete basic recruit training at a certified training center. These training centers are located throughout the state and are frequently associated with community colleges and/or area vocational technical centers. The salary range for a Correctional Officer is \$17,930-\$28,772. Salaries are higher in certain locations of the state.

Work, Counseling and Education

Inmates entering the department through one of five reception centers are tested and classified for medical needs, security requirements, and placement in work and educational programs. Academic and vocational courses are offered by the Correctional Education School Authority (CESA), and counseling and substance abuse programs are offered by contracted and department staff. Work assignments include a variety of prison-based industries such as agriculture, vehicle renovation and the manufacture of furniture, garments and license tags. Since 1984, these industries have been operated by Prison Rehabilitative Industries and Diversified Enterprises (PRIDE), a non-profit corporation. Inmate labor is also used extensively to build new prisons and maintain existing facilities. Outside the prison gates, inmate work squads assist Department of Transportation (DOT) highway crews, and help maintain municipal parks, roads and other facilities throughout Florida.

Health Care

The department's 2,300+ Health Services staffers provide access to comprehensive medical, dental and mental health services to male and female offenders statewide. This includes health education, preventative care and chronic illness clinics at the community standard level of care as mandated by the federal government. During FY 1993-94, 2.9 million health care encounters were provided by the department. The scope of health services ranges from emergency care to inpatient hospitalization and specialty care, as required.

Food Services

More than 62 million meals will be served to inmates this year. Each inmate is served three certified nutritionally sound meals a day at a cost of \$2.27 per day. For inmates who prefer to avoid meat

continued on next page



FACT SHEET

or dairy products for religious, health or preference reasons, an alternate entree consisting of various protein substitutes is available.

Chaplaincy Services

The Chaplaincy Office provides spiritual care and support for the total institutional community. The chaplain's role begins during the reception processing of an inmate and continues throughout his stay. Approximately 85 chaplains provide religious services, support, education and consultation at prison facilities throughout the state. Chaplaincy Services also coordinates the participation of over 2,400 community religious representatives and volunteers in meeting the religious needs of inmates.

Youthful Offenders

Special programming is provided for offenders ages 24 and under, with a 10 year or less sentence; and selected offenders, age 19 and under, regardless of sentence length, excluding capital and life felons. The more than 2,000 Youthful Offenders under the department's control are housed in three male institutions throughout the state and one female dormitory at Florida C.I. The department also opened a Basic Training Program at Sumter C.I. in 1987. This "Boot Camp" program for selected youthful offenders lasts from 90-120 days. If the inmate satisfactorily completes the program, his remaining sentence is converted to probation. The Youthful Offender Program Office expanded to include female issues, elder affairs, special education inmates, volunteer services, libraries and law libraries. For more on Youthful Offenders, see pages 31-32.

Drug Treatment Programs

The Department contracts with numerous organizations to provide various levels of substance abuse treatment for inmates and probationers. These programs include individual/group therapy, life management, skill building, physical fitness, family values, and job skills. These programs were created to get the offenders to admit their addictions and assist them with overcoming their addiction in order to allow prison beds to be used for violent offenders. Comprehensive substance abuse treatment programs are in place at 39 major institutions, 32 community correctional centers, 10 contract and institutional drug treatment centers, and three work camps. For more on Drug Treatment Programs for offenders and probationers, see pages 35-39.

Work Release

Work release enables select inmates to work at paid employment in the local community. When not involved in work or authorized activity, inmates live at one of 34 work release centers statewide. These offenders are carefully screened, classified minimum custody and normally will be considered for work release in the last 36 months prior to their release.

Death Row

In August 1994, there were 337 inmates on death row, including six women. Execution in Florida is conducted by electrocution at Florida State Prison in Starke, where some male death row inmates are housed. The other males are at Union Correctional Institution, and all female death row inmates live at Broward C.I. in Pembroke Pines.

Probation and Parole Services

The department supervises more than 133,000 offenders under community supervision. Cost of supervision for each offender averages \$3.22 per day, excluding contract beds. During FY 93-94, more than \$18 million was collected in cost of supervision fees and over \$28 million has been collected in restitution to victims of crime, including court costs and fines. **Probation** is a prison alternative sentence which can be imposed by a judge. The offender remains productive in the community, but is under the supervision of a probation officer. Violation of conditions of probation may result in the offender being committed to prison. **Community Control** or "House Arrest" requires an offender's confinement to their residence instead of confinement in prison. Each correctional probation officer's caseload for community controlees is limited to 25 offenders. Public service, in addition to regular employment, is mandatory. There are over 14,926 community controlees under supervision, at an average daily cost of \$4.54 each. Electronic monitoring in the form of anklets, wristlets and voice verification is also used for community controlees.

Parole Commission

The Parole Commission (904) 488-1653, which is a separate agency from the Department of Corrections, can grant parole after an inmate has served part of his sentence. The inmate can be returned to prison for failure to meet parole conditions. Parolees are supervised in the community by the Department of Corrections' probation officers. The Parole Commission is also responsible for the Control Release Program.

The Florida Department of Corrections
Annual Report for FY 1992-93

was coordinated

and published by:

The Bureau of Planning, Research and Statistics

Telephone: (904) 488-1801

To order an Annual Report,
see page 26.

To apply for a position with
the Florida Department of Corrections,
see page 22.

"This public document was promulgated at an annual cost of \$17,988 or \$3.59 per copy, including preparation, printing and distribution, to report activities and recommendations of the Department of Corrections to The Governor and Legislature as required by ss.20.315(16), Florida Statutes."