

155539

Weeks in Harris County: An Analysis of
Predictors of State Jail Felony Offenders



October 3, 1994

Criminal Justice Policy Council
P.O. Box 13332
Austin, Texas 78711
(512) 463-1810

Tony Fabelo, Ph.D.
Executive Director

ACQUISITIONS

AUG 4 1995

NCJRS

155539

The First Three Weeks in Harris County: An Analysis of Sentencing Dynamics of State Jail Felony Offenders

155539

**U.S. Department of Justice
National Institute of Justice**

This document has been reproduced exactly as received from the person or organization originating it. Points of view or opinions stated in this document are those of the authors and do not necessarily represent the official position or policies of the National Institute of Justice.

Permission to reproduce this copyrighted material has been granted by
Texas Criminal Justice Policy
Council

to the National Criminal Justice Reference Service (NCJRS).
Further reproduction outside of the NCJRS system requires permission of the copyright owner.

October 3, 1994

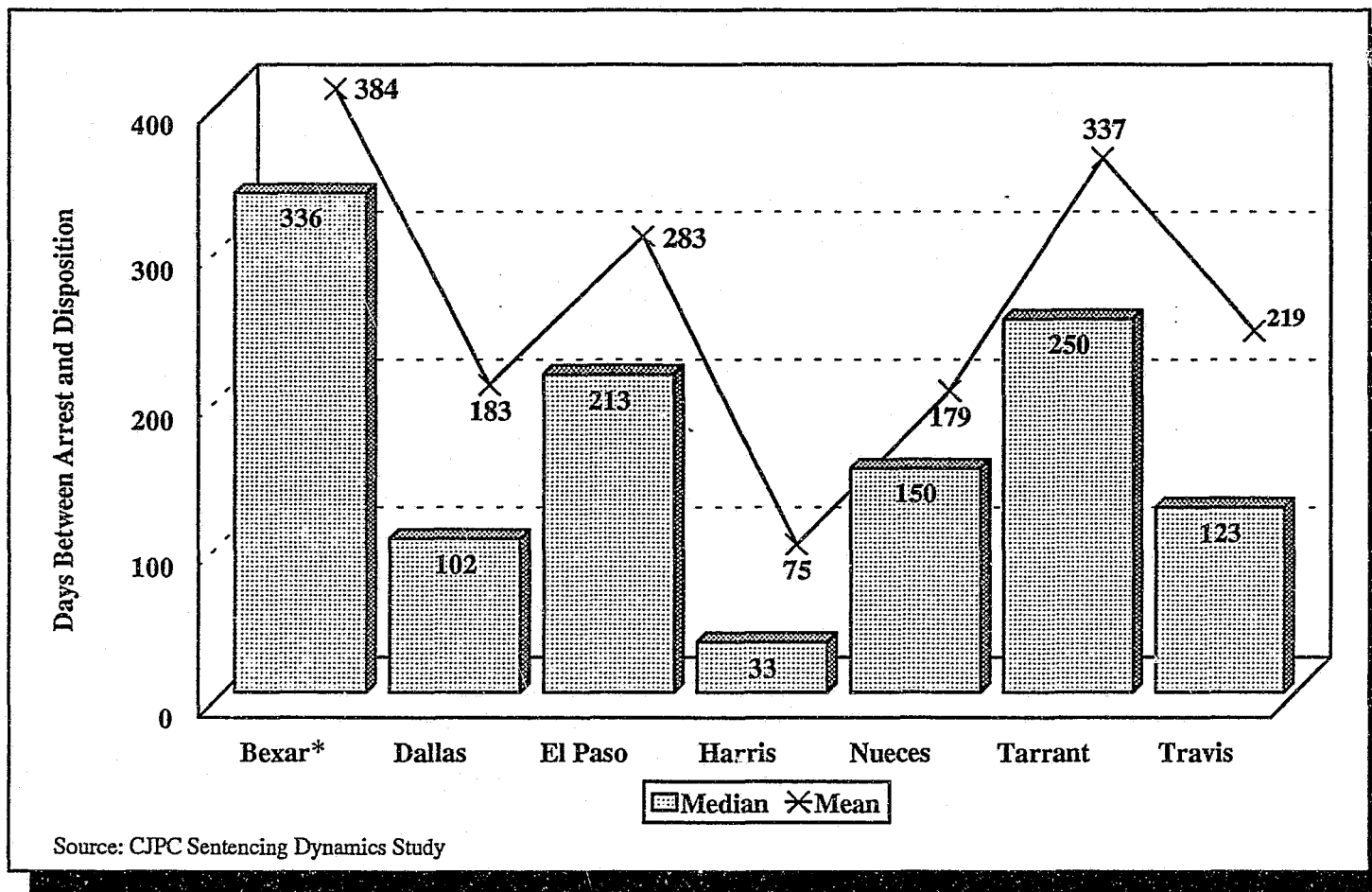
**Criminal Justice Policy Council
P.O. Box 13332
Austin, Texas 78711
(512) 463-1810**

**Tony Fabelo, Ph.D.
Executive Director**

Overview

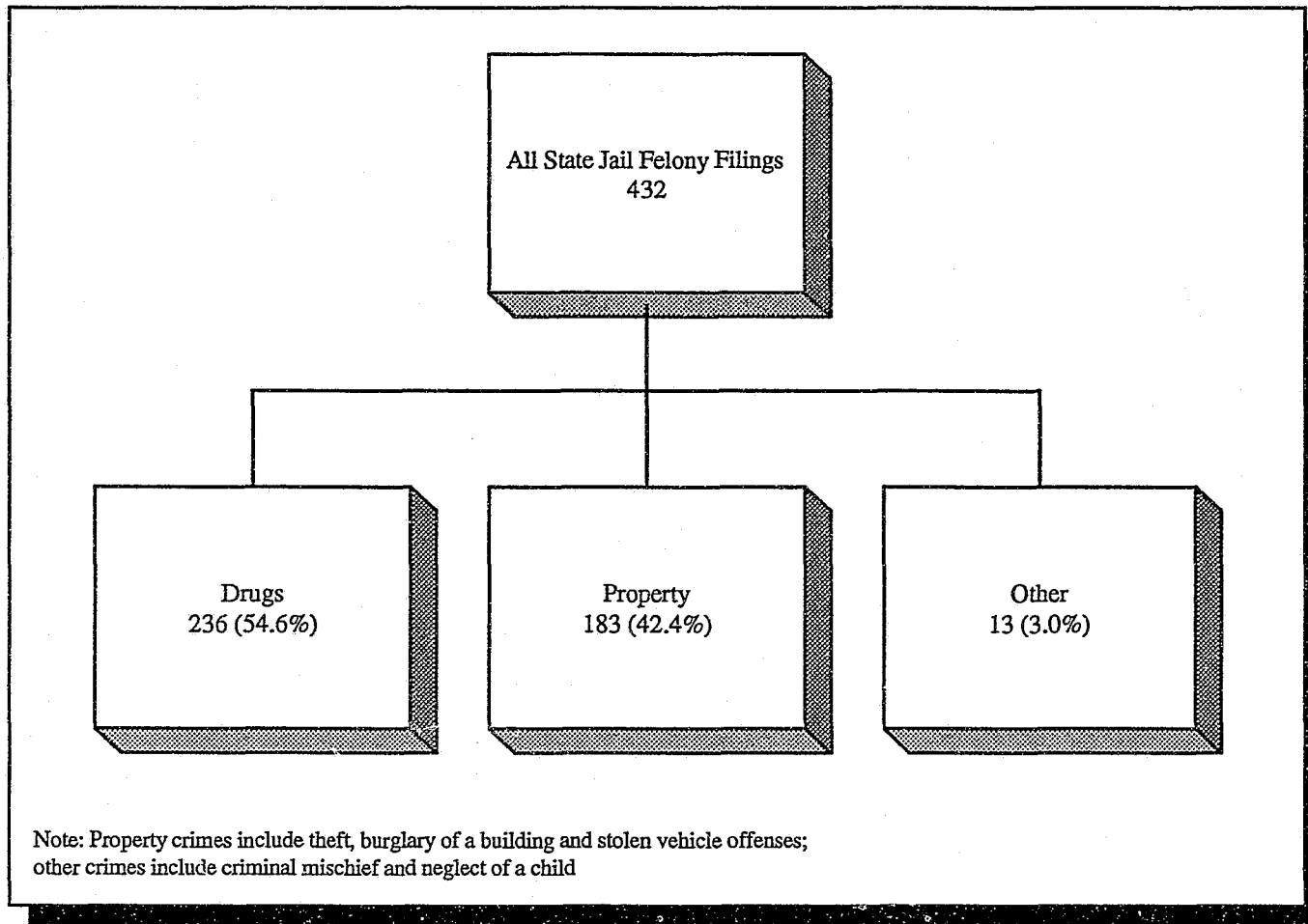
- ◆ This report presents an analysis of all offenders sentenced as state jail felons in Harris County between September 1 and September 19, 1994 (a total of 108).
- ◆ Harris County was used for this report because of data accessibility and because it generated the largest number of state jail sentences in the three weeks following the implementation of the new penal code .
 - ✓ Harris County processing time from arrest to sentencing is a median of 33 days, the shortest of all the largest counties.
- ◆ Data were collected by Criminal Justice Policy Council staff from the actual case files.
- ◆ The criminal histories of the offenders analyzed here may not reflect the distribution of offenders' criminal histories that may be found when the flow of state jail felons into the system stabilizes in the future.
 - ✓ The offenders analyzed in this report pled in their initial appearance before the court.

Time Between Arrest and Disposition Dates Varies Among Counties

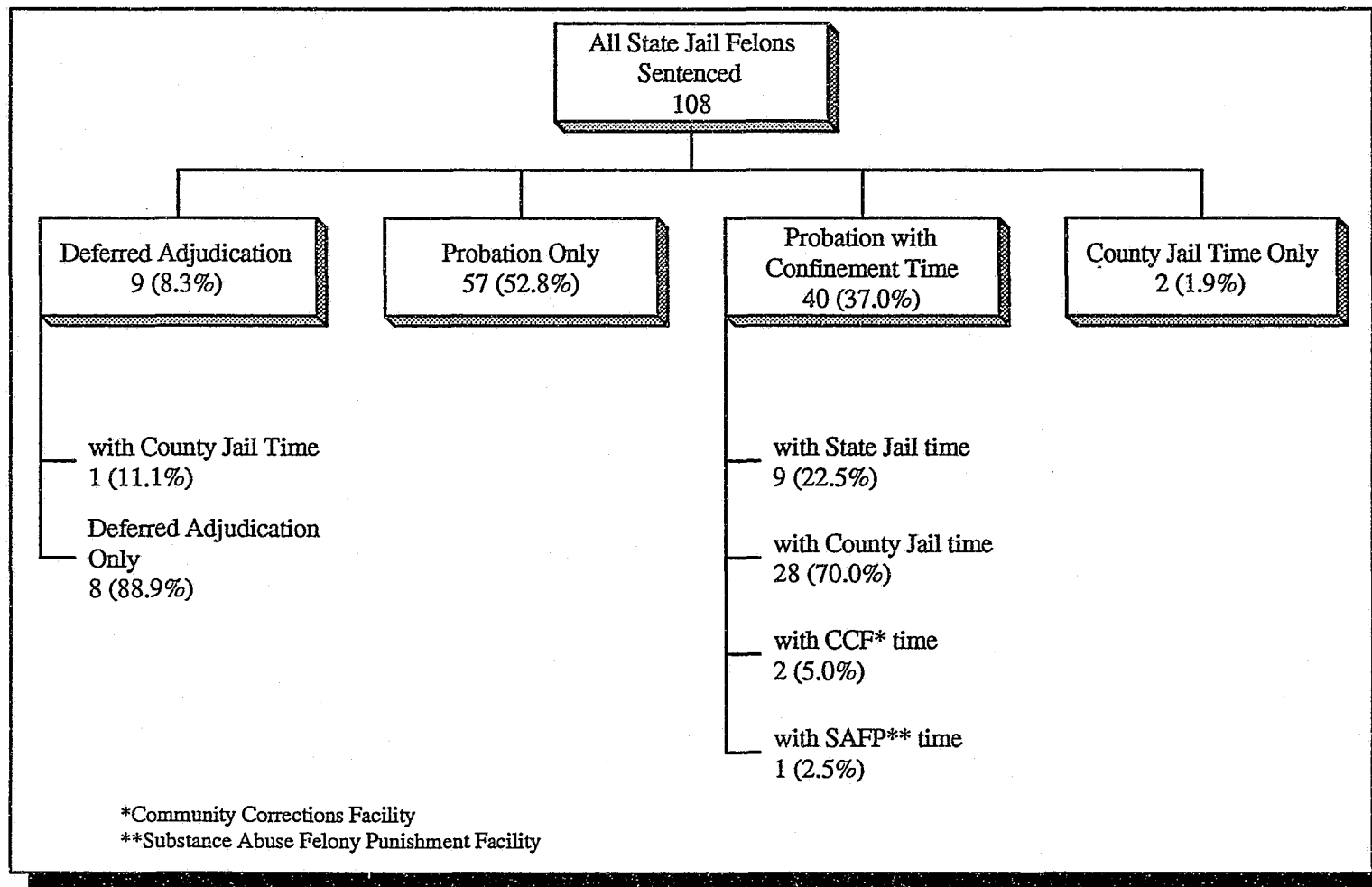


*In 1993 Bexar County instituted a direct court case filing system, which may reduce the above time significantly.

More than Half of All State Jail Felony Filings were for Drug Offenses



Half of All State Jail Felony Offenders were Sentenced with No Confinement Time



Median State Jail Time was 60 Days and County Jail Time was 30 Days

State Jail Time

	<u>Sentence</u>
<u>Case 1</u>	30 days
<u>Case 2</u>	30 days
<u>Case 3</u>	30 days
<u>Case 4</u>	60 days
<u>Case 5</u>	60 days
<u>Case 6</u>	60 days
<u>Case 7</u>	60 days
<u>Case 8</u>	90 days
<u>Case 9*</u>	270 days

*This case was subsequently modified to to SAFP time.

County Jail Time**

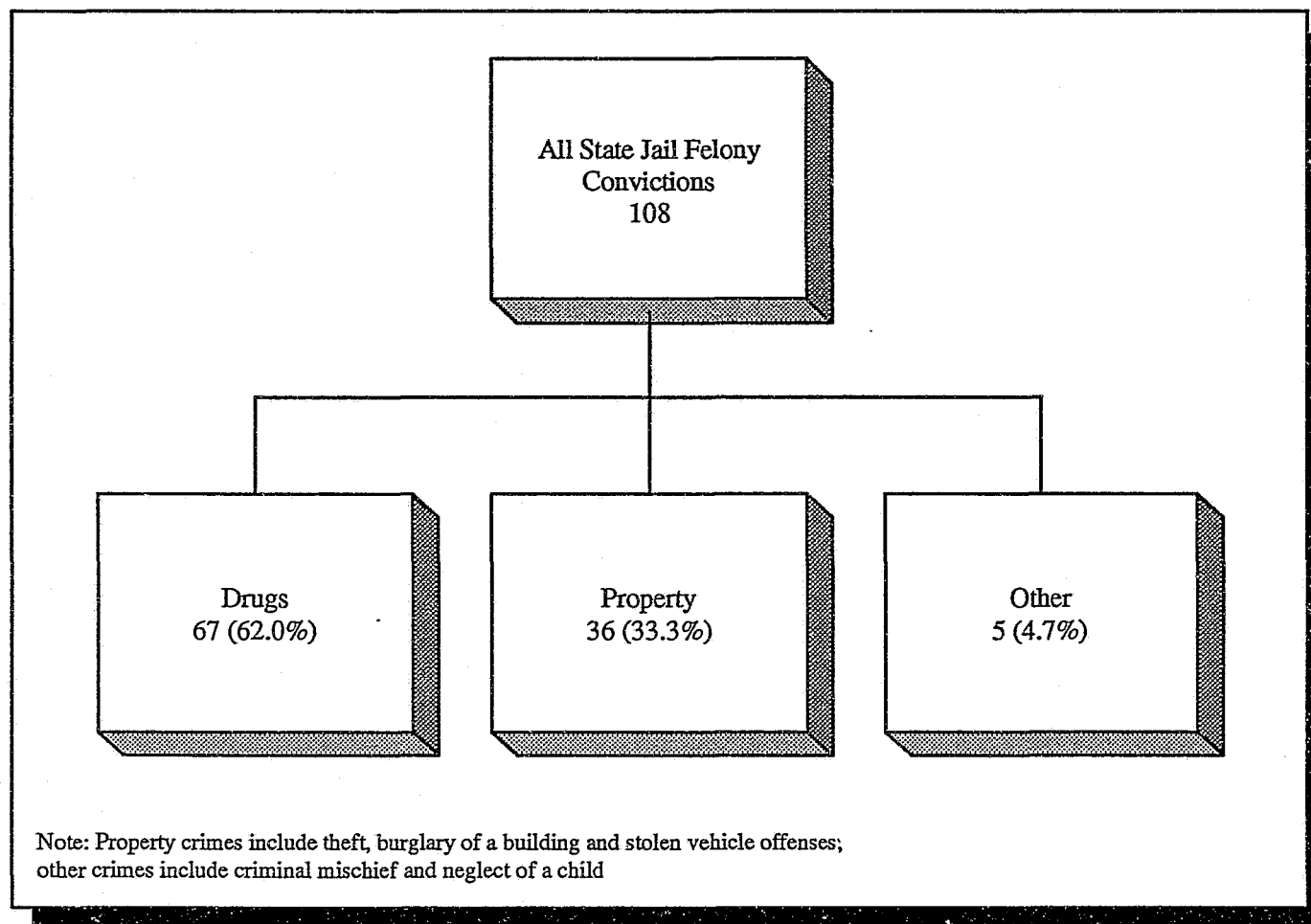
	<u>Sentence</u>		<u>Sentence</u>
<u>Case 1</u>	10 days	<u>Case 20</u>	30 days
<u>Case 2</u>	10 days	<u>Case 21</u>	30 days
<u>Case 3</u>	10 days	<u>Case 22</u>	30 days
<u>Case 4</u>	10 days	<u>Case 23</u>	30 days
<u>Case 5</u>	10 days	<u>Case 24</u>	30 days
<u>Case 6</u>	10 days	<u>Case 25</u>	30 days
<u>Case 7</u>	10 days	<u>Case 26</u>	30 days
<u>Case 8</u>	15 days	<u>Case 27</u>	45 days
<u>Case 9</u>	15 days	<u>Case 28</u>	60 days
<u>Case 10</u>	15 days	<u>Case 29</u>	60 days
<u>Case 11</u>	20 days	<u>Case 30</u>	60 days
<u>Case 12</u>	30 days	<u>Case 31*</u>	180 days
<u>Case 13</u>	30 days	<u>Case 32*</u>	180 days
<u>Case 14</u>	30 days		
<u>Case 15</u>	30 days		
<u>Case 16</u>	30 days		
<u>Case 17</u>	30 days		
<u>Case 18</u>	30 days		
<u>Case 19</u>	30 days		

* These offenders were sentenced to county jail time only, with no probation.

** It was not possible to determine from the records if the offender received credit for jail time served prior to sentencing.

*** One of the felons sentenced to county jail time was also sentenced to SAFP.

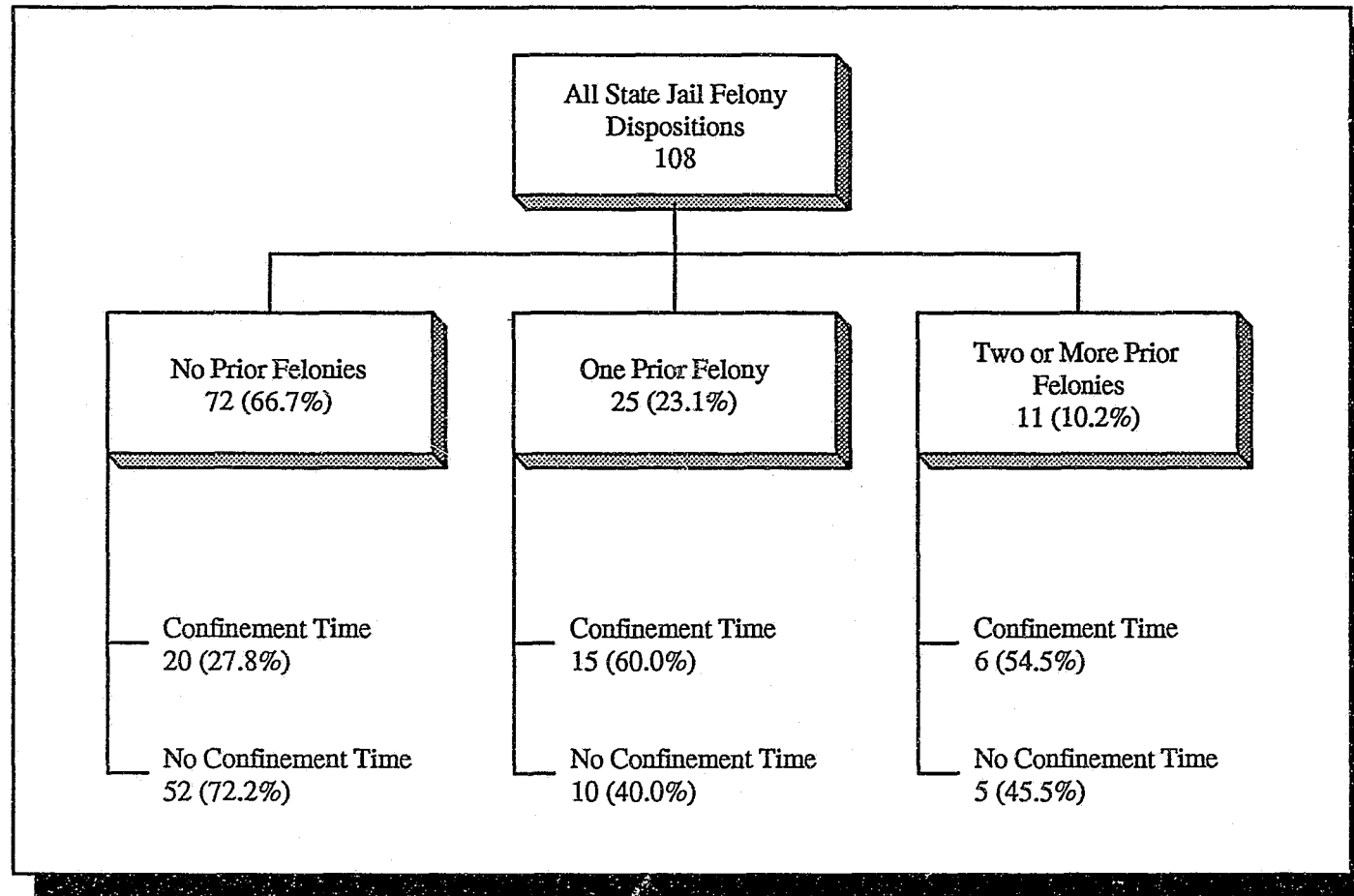
More than Half of All State Jail Felony Convictions were for Drug Offenses



Distribution of Sentence Type by Specific Offense

	Deferred Adjudication	Def. Adj. w/ Confinement	Probation Only	Prob. w/ Confinement	Confinement Only	TOTALS
Burglary of a Building	2 (28.5%)	0	1 (14.3%)	4 (57.2%)	0	7 (100%)
Drugs	2 (3.0%)	1 (1.5%)	40 (59.7%)	22 (32.8%)	2 (3.0%)	67 (100%)
Neglect of a Child	0	0	2 (100%)	0	0	2 (100%)
Stolen Vehicle	0	0	5 (55.6%)	4 (44.4%)	0	9 (100%)
Theft	4 (20.0%)	0	7 (35.0%)	9 (45.0%)	0	20 (100%)
Criminal Mischief	0	0	2 (66.7%)	1 (33.3%)	0	3 (100%)
TOTALS	8 (7.4%)	1 (0.9%)	57 (52.8%)	40 (37.0%)	2 (1.9%)	108 (100%)

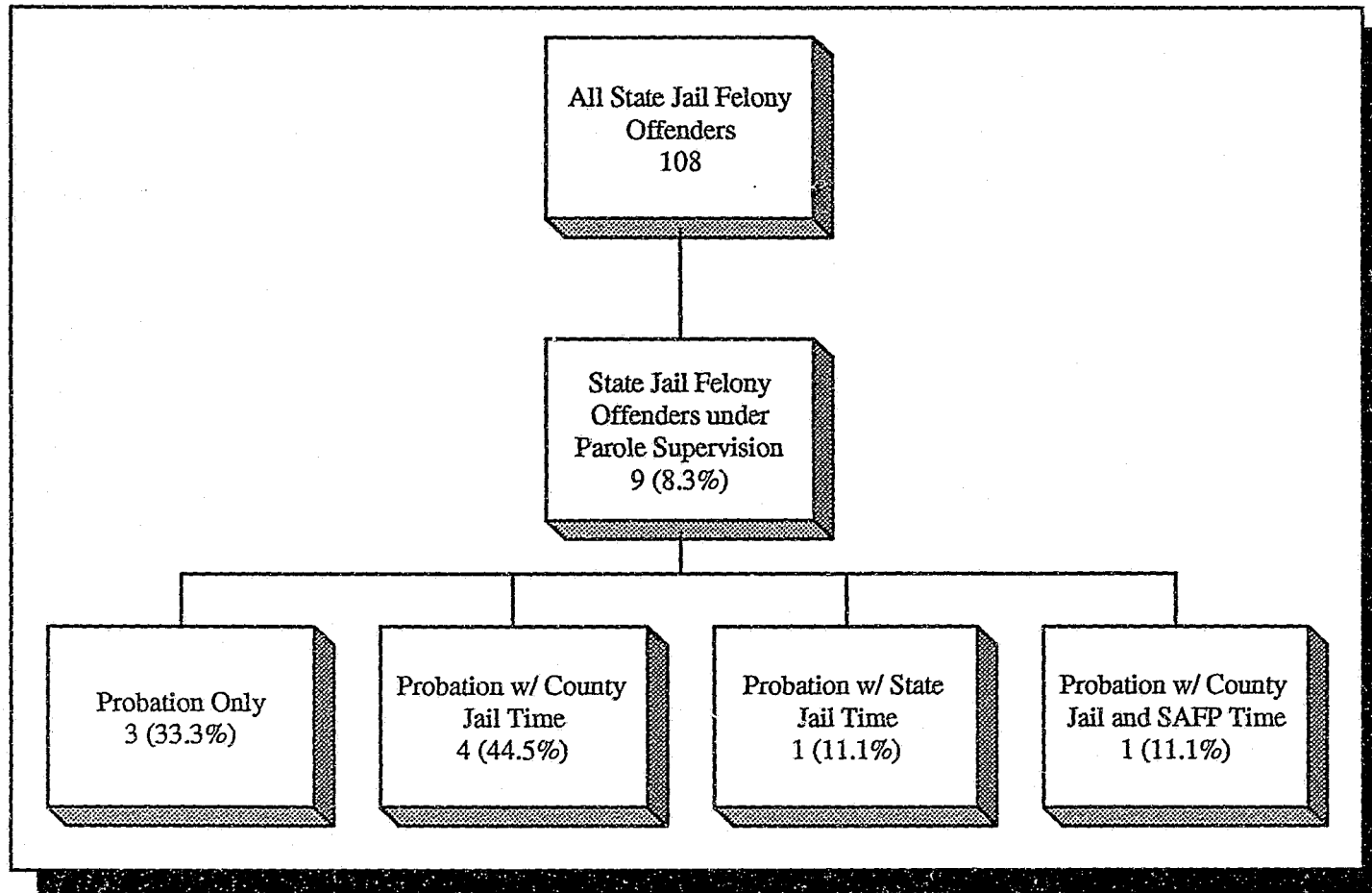
More than Half of the State Jail Felony Offenders Sentenced Had No Prior Felony Convictions



Number of Prior Convictions for State Jail Felony Offenders by Offense Type

	No Priors	Misdemeanor Only	One Felony	Two or More Felonies	TOTALS
Burglary of a Building	3 (42.9%)	0	3 (42.9%)	1 (14.2%)	7 (100.0%)
Drugs	26 (38.8%)	17 (25.4%)	18 (26.8%)	6 (9.0%)	67 (100.0%)
Neglect of a Child	1 (50.0%)	0	1 (50.0%)	0	2 (100.0%)
Stolen Vehicle	5 (55.6%)	2 (22.2%)	1 (11.1%)	1 (11.1%)	9 (100.0%)
Theft	11 (55.0%)	5 (25.0%)	2 (10.0%)	2 (10.0%)	20 (100.0%)
Criminal Mischief	2 (66.7%)	0	0	1 (33.3%)	3 (100.0%)
TOTALS	48 (44.4%)	24 (22.2%)	25 (23.2%)	11 (10.2%)	108 (100.0%)

Most State Jail Felons Sentenced were Not Under Parole Supervision



*State jail felons under parole supervision can be revoked to prison by the Board of Pardons and Paroles.

Prepared by:
Pablo Martinez, Ph.D.
Eric Benson
W. Lance Cawthon
Sheila Dhir