

# **State Court Caseload Statistics, 1995**

*Supplement to Examining the Work of State Courts, 1995*

**State Court Structures**

**Jurisdiction and Reporting Practices**

**State Court Caseloads**

**Court Statistics Project Methodology**

164312



# **State Court Caseload Statistics, 1995**

*Supplement to Examining the Work of State Courts, 1995*

## **Court Statistics Project Staff**

*Brian J. Ostrom*  
Director

*Carol R. Flango*  
Senior Research Analyst

*Karen Gillions Way*  
Research Analyst

*Robert C. LaFountain*  
Research Analyst

*Margaret J. Fonner*  
Administrative Secretary

A joint project of the Conference of State Court Administrators,  
the State Justice Institute, the Bureau of Justice Statistics,  
and the National Center for State Courts' Court Statistics Project.

Copyright 1996  
National Center for State Courts  
ISBN 0-89656-173-9  
NCSC Publication Number R-192

Suggested Citation:  
Court Statistics Project, State Court Caseload Statistics, 1995  
(National Center for State Courts 1996)

This report was developed under Grant SJI-91-07X-O-B-007-P96-1 through 3 from the State Justice Institute and the Bureau of Justice Statistics. Points of view are those of the authors and do not necessarily represent the official position or policies of the State Justice Institute or the Bureau of Justice Statistics.



## Conference of State Court Administrators Court Statistics Committee

**J. Denis Moran**, Chairman (1983 to present) Director of State Courts, Wisconsin  
**John A. Clarke** (1988 to present) Executive Officer/Clerk, Los Angeles Superior Court  
**Hugh M. Collins** (1982 to present) Judicial Administrator, Louisiana  
**Howard W. Conyers** (1990 to present) Administrative Director of the Courts, Oklahoma  
**Robert L. Doss, Jr.** (1990 to present) Administrative Director of the Courts, Georgia  
**Marc Galanter** (1986 to present) Evjue-Bascom Professor of Law, University of Wisconsin  
**Daniel J. Hall** (1990 to present) Director of Planning and Analysis, Office of the State Court Administrator, Colorado  
**Judge Aaron Ment** (1991 to present) Chief Court Administrator, Connecticut  
**William J. O'Brien** (1994 to present) State Court Administrator, Iowa  
**John T. Olivier** (1991 to present) Clerk, Supreme Court of Louisiana  
**Howard P. Schwartz** (1992 to present) Judicial Administrator, Kansas  
**Robert Wessels** (1995 to present) Court Manager, County Criminal Courts at Law, Houston, Texas

## National Center for State Courts Board of Directors

**Warren E. Burger**, *Honorary Chairman* (1971-1995), Chief Justice of the United States  
**Chief Justice Arthur A. McGiverin**, Chairperson, Supreme Court of Iowa  
**Chief Justice Thomas R. Phillips**, Chairperson-Elect, Supreme Court of Texas  
**Hugh M. Collins**, Vice-Chairperson, Judicial Administrator, Supreme Court of Louisiana  
**K. Kent Batty**, Executive Court Administrator, 3rd Judicial Circuit Court, Michigan  
**Justice Carl O. Bradford**, Maine Superior Court  
**Chief Justice David A. Brock**, Supreme Court of New Hampshire  
**Chief Judge Kevin S. Burke**, Hennepin County District Court, Minnesota  
**Justice William Cousins**, Illinois Appellate Court  
**Associate Justice Christine Meaders Durham**, Utah Supreme Court  
**Judge Aubrey Ford, Jr.**, District Court of Macon County, Alabama  
**William H. Gates**, Attorney at Law, Preston, Gates & Ellis, Seattle, Washington  
**Sheila Gonzalez**, Ventura Superior Municipal Courts, California  
**Judge Marion Guess, Jr.**, Probate Court of DeKalb County, Georgia  
**Judge William G. Kelly**, District Court, Michigan  
**Mary Campbell McQueen**, State Court Administrator, Supreme Court of Washington  
**Judge Thelma Wyatt Cummings Moore**, Superior Court of Fulton County, Georgia  
**William G. Paul, Sr.**, Vice President & General Counsel, Phillips Petroleum Company, Oklahoma  
**Justice Lyle Reid**, Supreme Court of Tennessee  
**Nancy M. Sobolevitch**, Court Administrator, Supreme Court of Pennsylvania  
**Roger K. Warren**, President, National Center for State Courts  
**Robert Wessels**, Court Manager, County Criminal Courts at Law, Houston, Texas



# Acknowledgments

---

The members of the Court Statistics Project gratefully acknowledge assistance and guidance from throughout the state court community. Our main debt of gratitude is to the state court administrators, the appellate court clerks, and their staffs who have provided the bulk of the information included in *Examining the Work of State Courts, 1995* and *State Court Caseload Statistics, 1995*. They have been consistently patient and helpful in answering written and telephone inquiries for more data or for explanations of the data provided. We owe a special debt of gratitude to the staff members of the administrative offices of the courts and of the appellate courts who serve as contact persons between their offices and the Court Statistics Project.

The content and design of all products produced by the CSP benefit greatly from the guidance of the 12 members of the Conference of State Court Administrators' Court Statistics Committee. The committee members have given generously of their time, talent, and experience, and their participation has been invaluable to Project staff.

The Court Statistics Project is funded through the generous support of the State Justice Institute and the Bureau of Justice Statistics. It should be noted that the points of view stated in *Examining the Work of State Courts* and *State Court Caseload Statistics, 1995* are those of the authors and do not necessarily represent the policies of either agency. However, the authors wish to acknowledge the guidance and constructive advice provided by Janice Munsterman, the project monitor at the State Justice Institute.

The publications of the Court Statistics Project benefit greatly from the careful editing of Dawn Spinozza.

Responsibility for the information and the analysis reported in this document rests fully with the Court Statistics Project staff. The more general responsibility for the development of the CSP products and promoting improvements to court statistics is shared with the National Center for State Courts management, working under the policy direction of the COSCA Court Statistics Committee.



# Preface

---

The Court Statistics Project makes information available in three distinct formats that we believe best serve the needs of the Project's constituents. *State Court Caseload Statistics, 1995*, is designed to provide specific information about particular court systems. This volume offers all interested parties high quality, baseline information on state court structure, jurisdiction, reporting practices, and caseload volume and trends. The information assembled in this product will be especially helpful to people interested in doing their own cross-state comparisons or in examining the implications of caseload volume on the work and resource needs of specific state courts. For those wishing to brush up on the uses of this data, the Introduction provides an overview of applications, ingredients, and interpretation of state court caseload statistics. This information is also available through the Inter-University Consortium or to anyone who requests a copy from the Court Statistics Project.

A second publication, *Examining the Work of State Courts, 1995*, provides a readable overview, with easy to understand graphics and tables, of current state court activity and trends. The goal of this work is to provide a comprehensive yet nontechnical presentation of the demands currently being placed on state courts and how caseloads are evolving over time. Judges, policymakers, and practitioners will find this document useful for a range of planning and research needs, as well as for gaining a greater appreciation for the business of state courts.

Finally, *State Court Organization, 1993*, which is also available from the National Center for State Courts, provides an exhaustive compilation of information on state court structure and operations. This volume, the third in the series, complements, and extends the information on court jurisdiction and reporting practices provided here. A detailed table of contents for *State Court Organization, 1993* is reprinted at the back of this volume.



# Introduction

---

## Using State Court Caseload Statistics

This introduction provides an overview to the uses, ingredients, and interpretation of state court caseload statistics. This examination is offered at a time of significant improvements to the quality of court statistics in general and to the comparability of those statistics across the states in particular. To help realize the potential of caseload statistics, three main questions are considered: Why are caseload statistics useful? What are their ingredients? How can they address practical problems?

This is not a “technical” document. Although it is assumed that the reader has an interest in what courts are doing, there is no expectation of statistical expertise. Moreover, virtually all courts and states currently possess the information required to use caseload statistics. A count of the number of cases filed and disposed by month, quarter, or year is all that is needed to get started. Part of the message, however, is that with a small additional investment in effort, the potential exists to appreciably enhance a court’s capacity to identify and solve emerging problems and to present the case for the court system’s achievements and resource needs authoritatively.

## Why Are Caseload Statistics Useful?

Argued in abstract, caseload statistics are important because they are analogous to the financial information business firms use to organize their operations. Because a court case is the one common unit of measurement available to all court managers, caseload statistics are the single best way to describe what courts are doing currently and to predict what they will do.

The pragmatic justification for caseload statistics is more compelling. Few would argue that the state courts are currently funded at a generous level. State budget offices routinely cast a cold eye on requests for additional judgeships, court support staff, or court facilities. Because the executive and legislative branches of the government are sophisticated producers and consumers of statistics, comparable expertise is needed by the judicial branch. Skillfully deployed caseload statistics provide powerful evidence for justifying claims to needed resources.

Occasionally, information on the combined caseload of all the state courts becomes imperative. State courts as a whole are disadvantaged in debates over where to draw the jurisdictional boundaries between the federal and state court systems. Current controversies include diversity-of-citizenship in civil matters and drug cases, which the recent *Report of the Federal Courts Study Committee* proposed be transferred out of the federal courts and into the state courts.<sup>2</sup> What would be the impact of such proposals? Only comprehensive state court caseload statistics can answer this question.

In response to perceived difficulties in using caseload statistics, it must be noted that they are simply counts of court activity. They are not inherently complex or obscure. The day-to-day activities of most court systems can generate the basic information that translates into caseload statistics. No extraordinary effort is required.

*The secret language of statistics, so appealing in a fact-minded culture, is employed to sensationalize, confuse, and oversimplify. Statistical methods and statistical terms are necessary in reporting the mass data of social and economic trends, business conditions, “opinion” polls, the census. But without writers who use the words with honesty and understanding and readers who know what they mean, the results can be ... nonsense.<sup>1</sup>*

<sup>1</sup> Darrell Huff, *How to Lie with Statistics*. New York: W. W. Horton, 1954, p.8.

<sup>2</sup> Judicial Council of the United States, Federal Courts Study Committee. *Report of the Federal Courts Study Committee: April 2, 1990*. Philadelphia: Federal Courts Study Committee, 1990.

Like other statistics, however, caseload statistics are susceptible to twists and turns that can mislead or distort. Those twists and turns become particularly troublesome when comparisons are made across courts in any one state or among states. Yet, valid comparisons are potentially powerful tools for managing a court system, for determining and justifying the need for additional resources, and for planning.

Frequent reference is made throughout this report to a model approach for collecting and using caseload information.<sup>3</sup> The Conference of State Court Administrators and the National Center for State Courts jointly developed that approach over the last 18 years. The key to the approach is comparison: comparison among states and comparison over time. The COSCA/NCSC approach makes comparison possible, although at times it highlights some aspects that remain problematic when building a comprehensive statistical profile of the work of state appellate and trial courts nationally.

### **What Are the Ingredients of Caseload Statistics?**

Five types of information are required for efficient caseload statistics: (1) counts of pending, filed, and disposed cases; (2) the method by which the count is taken (i.e., the unit of count that constitutes a case and the point at which the count is taken); (3) the composition of the counting categories (the specific types of cases that are included); (4) court structure and jurisdiction to decide cases; and (5) statistical adjustments that enhance the comparability and usefulness of case counts.

**Counts** are taken of the number of cases that are pending at the start of a reporting period, the number of cases filed during the period, the number of cases disposed during the period, and the number of cases left pending at the end of the period. Counts of caseloads are typically organized according to the major types of cases (civil, criminal, juvenile, traffic/other ordinance violations). However, there is still only limited uniformity among the states in the degree of detail or the specific case categories used despite the direction offered by the *State Court Model Statistical Dictionary*.

**Methods** for taking counts vary. The greatest variation occurs in what, precisely, a court counts as a case. Some courts actually count the number of a particular kind of document, such as an indictment in a criminal case. There is also variation in the point in the litigation process when the count is taken. For example, some appellate courts count cases when the notice of appeal is filed, others when the trial court record is filed, and still others when both the trial record and briefs are filed with the court.

**Composition** refers to the construction of caseload reporting categories that contain similar types of cases for which counts are taken of pending, filed, or disposed cases. Once a standard is defined for the types of cases that belong in a category, it becomes possible to compare court caseloads. The standard adopted by the Court Statistics Project is defined in the *State Court Model Statistical Dictionary*.

<sup>3</sup> The current status of that approach is elaborated in the *State Court Model Statistical Dictionary* (1989 edition).



A count can be complete, meaning that it includes all of the types of cases in the definition; incomplete in that it omits some case types that should be included; overinclusive in that it includes some case types that should not be included; or both incomplete and overinclusive. For instance, the model approach treats an accusation of driving while intoxicated (DWI/DUI) as part of a court's criminal caseload. If a state includes such offenses with traffic cases rather than criminal cases, the criminal caseload statistics will be incomplete, and the traffic caseload statistics will be overinclusive.

**Court structure and jurisdiction to decide cases** indicate whether a count includes all of the relevant cases for a given locality or state. Two or more courts in a jurisdiction may share the authority to decide a particular type of case. Thus, in many states, both a court of general jurisdiction and a court of limited jurisdiction may hear misdemeanor cases. Similarly, complaints in torts or contracts below a set maximum dollar amount can often be filed in either court.

In some courts, jurisdiction is restricted to specific proceedings. An example is a preliminary hearing in a lower court to determine whether a defendant should be bound over for trial in the court of general jurisdiction.

Information on court structure and jurisdiction is therefore essential to the use of any state's caseload statistics. Each state has established various levels and types of courts. The lack of uniformity in court structure and jurisdiction even extends to the names given to the courts of various levels. The supreme court in most states is the court of last resort, the appellate court with final jurisdiction over all appeals within the state. In New York, however, the title supreme court denotes the main general jurisdiction trial court. A knowledge of court structure and jurisdiction is necessary before one can determine whether like is being compared to like.

**Adjustments** help make counts of cases more interpretable. Case filings per 100,000 population provide a standard measure of caseload levels that adjusts for differences in population among the states. The number of case dispositions as a percentage of case filings in a given time period offers a clearance rate, a summary measure of whether a court or state is keeping up with its incoming caseload. The number of case filings or case dispositions per judge is a useful expression of the workload confronting a court.

Such simple adjustments transform counts of cases into comparable measures of court activity. It is also possible to make adjustments to counts of cases to estimate the impact of missing information or to make allowances for differences in methods of count used by state courts. Other calculations reveal important aspects of court activity. For example, the percentage of petitions granted by an appellate court indicates how many cases will be heard on the merits, which require briefing and oral arguments or other steps that create substantial demands on court time and resources.

---

## **How Should Caseload Statistics Be Used to Solve Problems?**

Caseload statistics can form a response to certain types of problems that courts face. One set of problems relates to the volume of cases that a court must hear and to the composition of that caseload. Drug cases offer an example. Have drug filings risen more rapidly than other types of criminal cases? Are drug cases more likely to be disposed at trial than other felonies? Do they take longer to resolve in the trial court? How common is it for drug cases to be appealed? How does the trend in drug filings in one section of the country compare with trends in other regions?

A related set of problems revolves around the adequacy of court resources. How many cases are typically handled by a judge in the state courts? As caseloads continue to rise, have judicial resources kept pace? Is the provision of judicial support staff in one state adequate when compared to the staff in another state with comparable filings or dispositions per judge?

A third set of problems relates to the pace of litigation. Are more new cases being filed annually than the court is disposing during the year, thus increasing the size of the pending caseload? How long do cases take to be resolved in the trial court? In the appellate court? What proportion of cases is disposed of within the court's or ABA's time standards?

The model approach developed by COSCA and the NCSC answers such questions. Virtually all states, as well as many individual trial courts, publish their caseload statistics in annual reports. Yet the diverse methods that states employ to collect information on caseloads restrict the usefulness of the resulting information. It may seem as if courts in one state use the mark, others the yen, and still others the dollar. This approach looks at how caseload information can be organized nationally to address problems facing state court systems and individual courts.

## **Comparability**

The caseload statistics from each state are collated into a coherent, comprehensive summary of all state court activity and published annually by the Court Statistics Project. The report contains tables, charts, and figures that are often lengthy and crowded with symbols and explanatory matter. This does not negate the underlying simplicity or usefulness of caseload statistics as counts of court activity.

The available statistics reflect the varied responses individual trial courts and states have made to such practical problems as what constitutes a case, whether to count a reopened case as a new filing, and whether a preliminary hearing binding a defendant over to a court of general jurisdiction is a case or merely an event equivalent to a motion.

Comparability is a more substantial issue than completeness. Seven reporting categories are used by the Court Statistics Project. Appellate caseloads are

---

divided into mandatory and discretionary cases. Trial court caseloads are divided into criminal, nondomestic civil, domestic, juvenile, and traffic/other ordinance violation cases. Abbreviated definitions of these categories are:

## **APPELLATE COURT**

*mandatory case:* appeals of right that the court must hear and decide on the merits

*discretionary case:* petitions requesting court review that, if granted, will result in the case being heard and decided on its merits

## **TRIAL COURT**

*nondomestic civil case:* requests for an enforcement or protection of a right or the redress or prevention of a wrong (specific types of cases include tort, contract, real property rights, small claims, mental health, estate, and civil appeals)

*domestic relations:* a major classification of civil cases that includes cases involving family actions such as divorce, custody, paternity, adoption, interstate support, and domestic violence

*criminal case:* charges of a state law violation

*juvenile petition:* cases processed through the special procedures that a state established to handle matters relating to individuals defined as juvenile

*traffic/other ordinance violation:* charges that a traffic ordinance or city, town, or village ordinance was violated

These categories represent the lowest common denominator: what one can reasonably expect most states to provide.

The advent of automated information systems means that states increasingly collect more detailed information, distinguishing tort cases from other civil filings and personal injury cases from other tort filings. Similarly, some states distinguish between various types of felonies and misdemeanors within their criminal caseloads, including the separation of drug cases from others.

Another aspect of comparability is whether the caseload count from a particular court includes all the relevant cases for a given locality or state. In some states, one court may have complete jurisdiction over a particular type of case, while in others the jurisdiction is shared between two or more courts. For example, to get a complete count of discretionary filings at the appellate level, one may only have to check the count in the COLR (states without an intermediate appellate court (IAC) or states where the IAC has only mandatory jurisdiction) or it may be necessary to examine both the COLR and the IAC (states that allocate discretionary jurisdiction to both the COLR and IAC). Therefore, when making comparisons with state court caseload statistics, it is essential to have an awareness of the variation in court structure and jurisdiction.

---

The court structure charts summarize in a one-page diagram the key features of each state's court organization. The format meets two objectives: (1) it is comprehensive, indicating all court systems in the state and their interrelationship; and (2) it describes the jurisdiction of the court systems using a comparable set of terminology and symbols. The court structure charts employ the common terminology developed by the NCSC Court Statistics Project for reporting court statistics.

The charts identify all the state courts in operation during the year and describe each court system's geographic and subject matter jurisdiction. The charts also provide basic descriptive information, such as the number of authorized judicial posts and whether funding is primarily local or state. Routes of appeal are indicated by lines, with an arrow showing which court receives the appeal or petition.

## Conclusion

Caseload statistics are less complex and more practical than often imagined. By following relatively simple steps, courts, state court administrative offices, trial court administrative offices, trial court administrators, and others can more effectively use the statistics that they currently produce. A useful point of reference when considering an upgrade to the quality and quantity of information currently being collected is the *State Court Model Statistical Dictionary*.

The flexibility and power of automated record systems means that the information compiled nationally to describe state court caseloads is becoming more comparable year by year. Caseload data available for the 1990s will be significantly more comparable across the states than what has been published in the past. Differences among states in the criminal and juvenile unit of count will continue to make comparisons tentative for those cases. Still, those differences do not affect comparisons of clearance rates or of trends.

What can be done to realize the potential that caseload statistics offer for planning and policymaking? There are three priorities. First, reliable statistics on the size of the active pending caseload are needed. Unless courts routinely review their records to identify inactive cases, an accurate picture of their backlogs is not possible. Second, information on the number of cases that reach key stages in the adjudication process would be an important addition. How many "trial notes of issue" are filed in civil cases? In what proportion of civil cases is no answer ever filed by the defendant? Third, revisions to court record systems should consider the feasibility of including information on the workload burden being imposed on the court through pretrial conferences, hearings, and trial settings.

Accurate and comprehensive statistics are ultimately important because they form part of the currency when public policy is debated and decided in a "fact-minded culture." Those organizations and interests that master the statistics that describe their work and output are at an advantage in the competition for scarce public resources. The Court Statistics Project offers the state court community a resource for both examining itself and representing its case to the larger commonwealth.

# Contents

---

v	<b>Acknowledgments</b>
vii	<b>Preface</b>
ix	<b>Introduction</b>
ix	Using State Court Caseload Statistics
ix	Why Are Caseload Statistics Useful?
x	What Are the Ingredients of Caseload Statistics?
xii	How Should Caseload Statistics Be Used to Solve Problems?
xii	Comparability
xiv	Conclusion
1	<b>State Court Structure Charts</b>
3	Understanding the Court Structure Charts
3	Appellate Courts
4	Trial Courts
5	Symbols and Abbreviations
61	<b>Jurisdiction and State Court Reporting Practices</b>
63	Figure A: Reporting Periods for All State Courts, 1995
65	Figure B: Methods of Counting Cases in State Appellate Courts, 1995
72	Figure C: Dollar Amount Jurisdiction for Original Tort, Contract, Real Property Rights and Small Claims Filings in State Trial Courts, 1995
78	Figure D: Criminal Case Unit of Count Used by State Trial Courts, 1995
84	Figure E: Juvenile Unit of Count Used in State Trial Courts, 1995
89	Figure F: State Trial Courts with Incidental Appellate Jurisdiction, 1995
95	Figure G: Number of Authorized Judges/Justices in State Courts, 1995
97	Figure H: Method of Counting Civil Cases in State Trial Courts, 1995
103	<b>State Court Caseload Tables</b>
105	Table 1: Reported National Caseload for State Appellate Courts, 1995. Mandatory jurisdiction cases and discretionary jurisdiction petitions in courts of last resort and intermediate appellate courts.
106	Table 2: Reported Total Caseload for All State Appellate Courts, 1995. Total mandatory cases, total discretionary petitions, and total discretionary petitions granted that are filed and disposed. The number of filed-per-judge figures for both the sum of mandatory cases and discretionary petitions, and the sum of mandatory cases and discretionary petitions granted. Court type and the point at which cases are counted.
117	Table 3: Selected Caseload and Processing Measures for Mandatory Cases in State Appellate Courts, 1995. Court type. Filed and disposed cases. Disposed as a percent of filed. Number of judges. Filed per judge. Filed per 100,00 total population.
123	Table 4: Selected Caseload and Processing Measures for Discretionary Petitions in State Appellate Courts, 1995. Court type. Filed and disposed cases. Disposed as a percent of filed. Number of judges. Filed per judge. Filed per 100,000 total population.

128	Table 5:	Selected Caseload and Processing Measures for Discretionary Petitions Granted in State Appellate Courts, 1995. Court type. Filed, filed granted, and granted disposed cases. Granted as a percent of filed. Disposed as a percent of granted. Number of judges. Filed granted per judge.
133	Table 6:	Opinions Reported by State Appellate Courts, 1995. Opinion unit of count. Composition of opinion count. Signed opinions. Number of justices/judges. Number of lawyer support personnel.
137	Table 7:	Reported National Civil and Criminal Caseloads for State Trial Courts, 1995. Civil and criminal cases in general jurisdiction and limited jurisdiction courts.
139	Table 8:	Reported Grand Total State Trial Court Caseload, 1995. Jurisdiction, parking, criminal unit of count, and support/custody codes. Case filings and dispositions. Dispositions as a percentage of filings. Filings per 100,000 total population.
148	Table 9:	Reported Total State Trial Court Civil Caseload, 1995. Jurisdiction, support/custody codes. Case filings and dispositions. Dispositions as a percentage of filings. Filings per 100,000 total population.
156	Table 10:	Reported Total State Trial Court Criminal Caseload, 1995. Jurisdiction, criminal unit of count, and point of filing codes. Case filings and dispositions. Dispositions as a percentage of filings. Filings per 100,000 adult population.
164	Table 11:	Reported Total State Trial Court Traffic/Other Violation Caseload, 1995. Jurisdiction, parking codes. Case filings and dispositions. Dispositions as a percentage of filings. Filings per 100,000 total population.
171	Table 12:	Reported Total State Trial Court Juvenile Caseload, 1995. Jurisdiction, point of filing codes. Case filings and dispositions. Dispositions as a percentage of filings. Filings per 100,000 juvenile population.
176	Table 13:	Mandatory Caseload in State Appellate Courts, 1986-1995. Case filings and dispositions, 1986-1995.
186	Table 14:	Discretionary Petitions in State Appellate Courts, 1986-1995. Case filings and dispositions, 1986-1995.
194	Table 15:	Felony Caseload in State Trial Courts of General Jurisdiction, 1986-1995. Case filings, 1986-1995.
198	Table 16:	Tort Caseload in State Trial Courts of General Jurisdiction, 1986-1995. Case filings, 1986-1995.
201	<b>Appendix 1. Methodology</b>	
203	Court Statistics Project: Goals and Organization	
203	Evolution of the Court Statistics Project	
204	Sources of Data	

---

205	Data Collection Procedures
206	Ongoing Data Collection
207	Periodic Data Collection
208	Completeness
208	Comparability
209	Footnotes
210	Variations in Reporting Periods
210	Final Note
211	<b>Appendix 2. Sources of 1995 State Court Caseload Statistics</b>
217	<b>Appendix 3. Prototypes of State Appellate Court and Trial Court Statistical Spreadsheets</b>
229	<b>Appendix 4. State Populations</b>
231	Resident Population, 1995
233	Total State Population for Trend Tables, 1986-1995





# **S**tate Court Structure Charts



# Understanding the Court Structure Charts

---

The court structure charts summarize in a one-page diagram the key features of each state's court organization. The format meets two objectives: (1) it is comprehensive, indicating all court systems in the state and their interrelationships, and (2) it describes the jurisdiction of the court systems, using a standard set of terminology and symbols. The court structure charts employ the common terminology developed by the National Center for State Court's Court Statistics Project for reporting caseload statistics.

The first chart is a prototype. It represents a state court organization in which there is one of each of the four court system levels recognized by the Court Statistics Project: courts of last resort, intermediate appellate courts, general jurisdiction trial courts, and limited jurisdiction trial courts. Routes of appeal from one court to another are indicated by lines, with an arrow showing which court receives the appeal or petition.

The charts also provide basic descriptive information, such as the number of authorized justices, judges, and magistrates (or other judicial officers). Each court system's subject matter jurisdiction is indicated using the Court Statistics Project case types. Information is also provided on the use of districts, circuits, or divisions in organizing the courts within the system and the number of courts.

The case types, which define a court system's subject matter jurisdiction, require the most explanation.

## Appellate Courts

The rectangle representing each appellate court contains information on the number of authorized justices; the number of geographic divisions, if any; whether court decisions are made en banc, in panels, or both; and the Court Statistics Project case types that are heard by the court. The case types are shown separately for mandatory and discretionary cases. The case types themselves are defined in other Court Statistics Project publications, especially *1984 State Appellate Court Jurisdiction Guide for Statistical Reporting* and *State Court Model Statistical Dictionary: 1989 Edition*.

An appellate court can have both mandatory and discretionary jurisdiction over the same Court Statistics Project case type. This arises, in part, because the Court Statistics Project case types are defined broadly to be applicable to every state's courts. There are, for example, only two appellate Court Statistics Project case types for criminal appeals: capital and noncapital. A court may have mandatory jurisdiction over felony cases, but discretionary jurisdiction over misdemeanors. The list of case types would include "criminal" for both mandatory and discretionary

jurisdiction. The duplication of a case type under both headings can also occur if appeals from one lower court for that case type are mandatory, while appeals from another lower court are discretionary. Also, statutory provisions or court rules in some states automatically convert a mandatory appeal into a discretionary petition - for example, when an appeal is not filed within a specified time limit. A more comprehensive description of each appellate court's subject matter jurisdiction can be found in the *1984 State Appellate Court Jurisdiction Guide for Statistical Reporting*.

## **Trial Courts**

The rectangle representing each trial court also lists the applicable Court Statistics Project case types. These include civil, criminal, traffic/other violation, and juvenile. Where a case type is simply listed, it means that the court system shares jurisdiction over it with other courts. The presence of exclusive jurisdiction is always explicitly stated.

The absence of a case type from a list means that the court does not have that subject matter jurisdiction. The dollar amount jurisdiction is shown where there is an upper or a lower limit to the cases that can be filed in a court. A dollar limit is not listed if a court does not have a minimum or maximum dollar amount jurisdiction for general civil cases. In criminal cases, jurisdiction is distinguished between "felony," where the court can try a felony case to verdict and sentencing, and "preliminary hearings," which applies to those limited jurisdiction courts that can conduct preliminary hearings that bind a defendant over for trial in a higher court.

Trial courts can have what is termed incidental appellate jurisdiction. The presence of such jurisdiction over the decisions of other courts is noted in the list of case types as either "civil appeals," "criminal appeals," or "administrative agency appeals." A trial court that hears appeals directly from an administrative agency has an "A" in the upper right corner of the rectangle.

For each trial court, the chart states the authorized number of judges and whether the court can impanel a jury. The rectangle representing the court also indicates the number of districts, divisions, or circuits into which the court system is divided. These subdivisions are stated using the court system's own terminology. The descriptions, therefore, are not standardized across states or court systems.

Some trial courts are totally funded from local sources and others receive some form of state funds. Locally funded court systems are drawn with broken lines. A solid line indicates some or all of the funding is derived from state funds.

---

## Symbols and Abbreviations

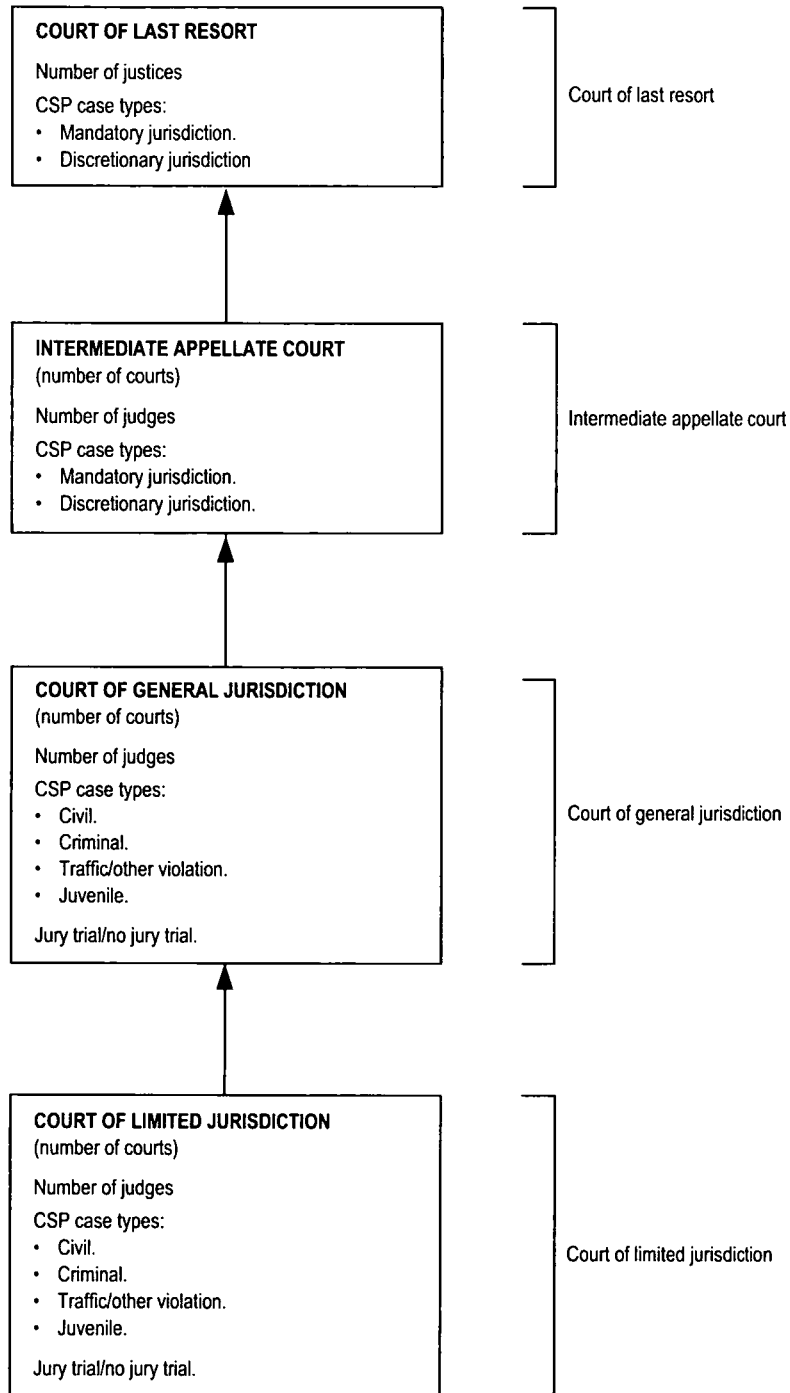
An “A” in the upper right corner of a rectangle, representing either an appellate or a trial court, indicates that the court receives appeals directly from the decision of an administrative agency. Where “administrative agency appeals” is listed as a case type, it indicates that the court hears appeals from decisions of another court on an administrative agency’s actions. It is possible for a court to have both an “A” designation and to have “administrative agency appeals” listed as a case type. Such a court hears appeals directly from an administrative agency (“A”) and has appellate jurisdiction over the decision of a lower court that has already reviewed the decision of the administrative agency.

The number of justices or judges is sometimes stated as “FTE.” This represents “full-time equivalent” authorized judicial positions. “DWI/DUI” stands for “driving while intoxicated/driving under the influence.” The “SC” abbreviation stands for “small claims.” The dollar amount jurisdiction for civil cases is indicated in parentheses with a dollar sign. Where the small claims dollar amount jurisdiction is different, it is noted.

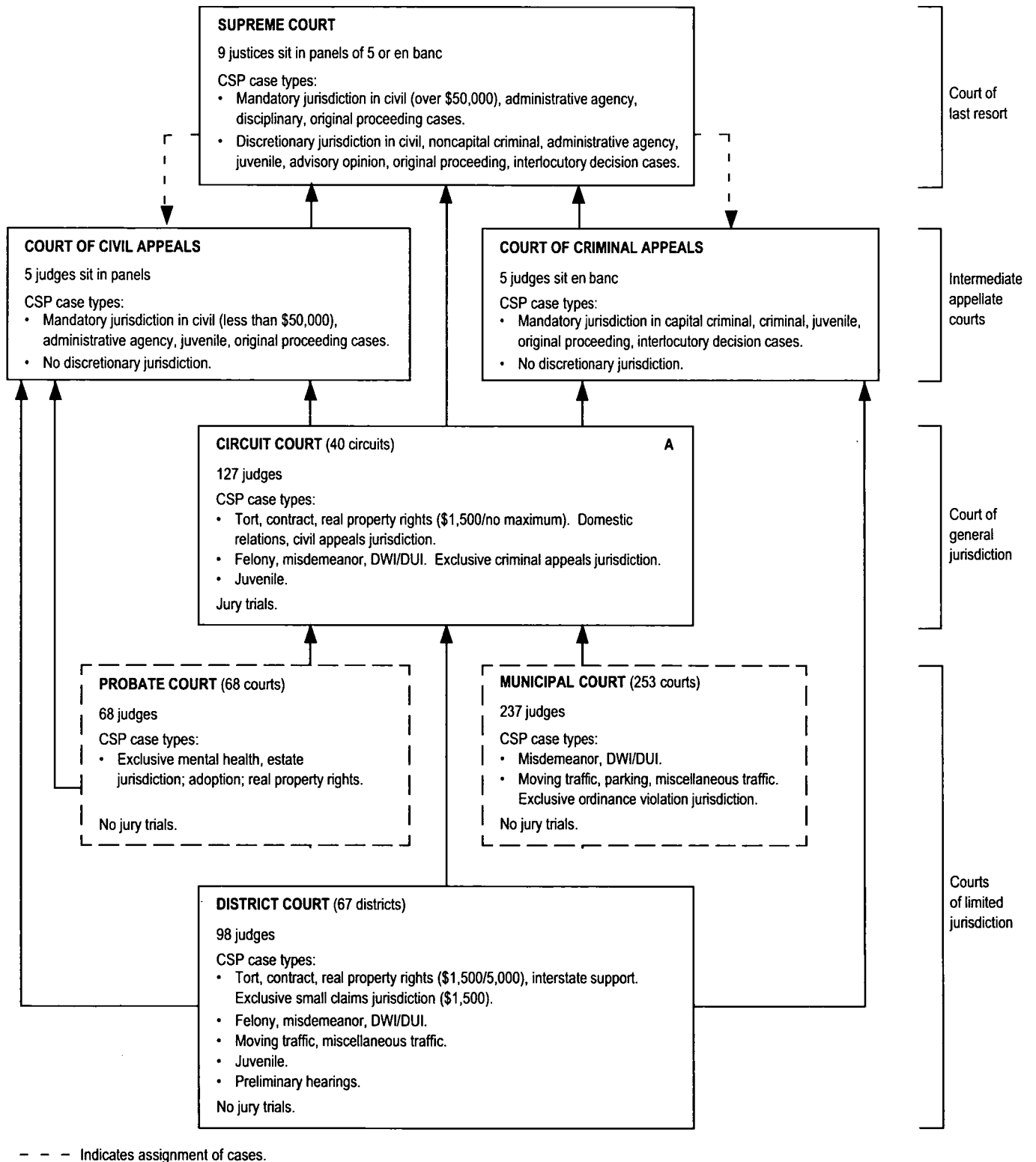
The court structure charts are convenient summaries. They do not substitute for the detailed descriptive material contained in the 47 tables of *State Court Organization, 1993*. Moreover, they are based on the Court Statistics Project’s terminology and categories. This means that a state may have established courts that are not included in these charts. Some states have courts of special jurisdiction to receive complaints on matters that are more typically directed to administrative boards and agencies. Since these courts adjudicate matters that do not fall within the Court Statistics Project case types, they are not included in the charts. The existence of such courts, however, is recognized in a footnote to the state’s court structure chart.



## STATE COURT STRUCTURE PROTOTYPE, 1995

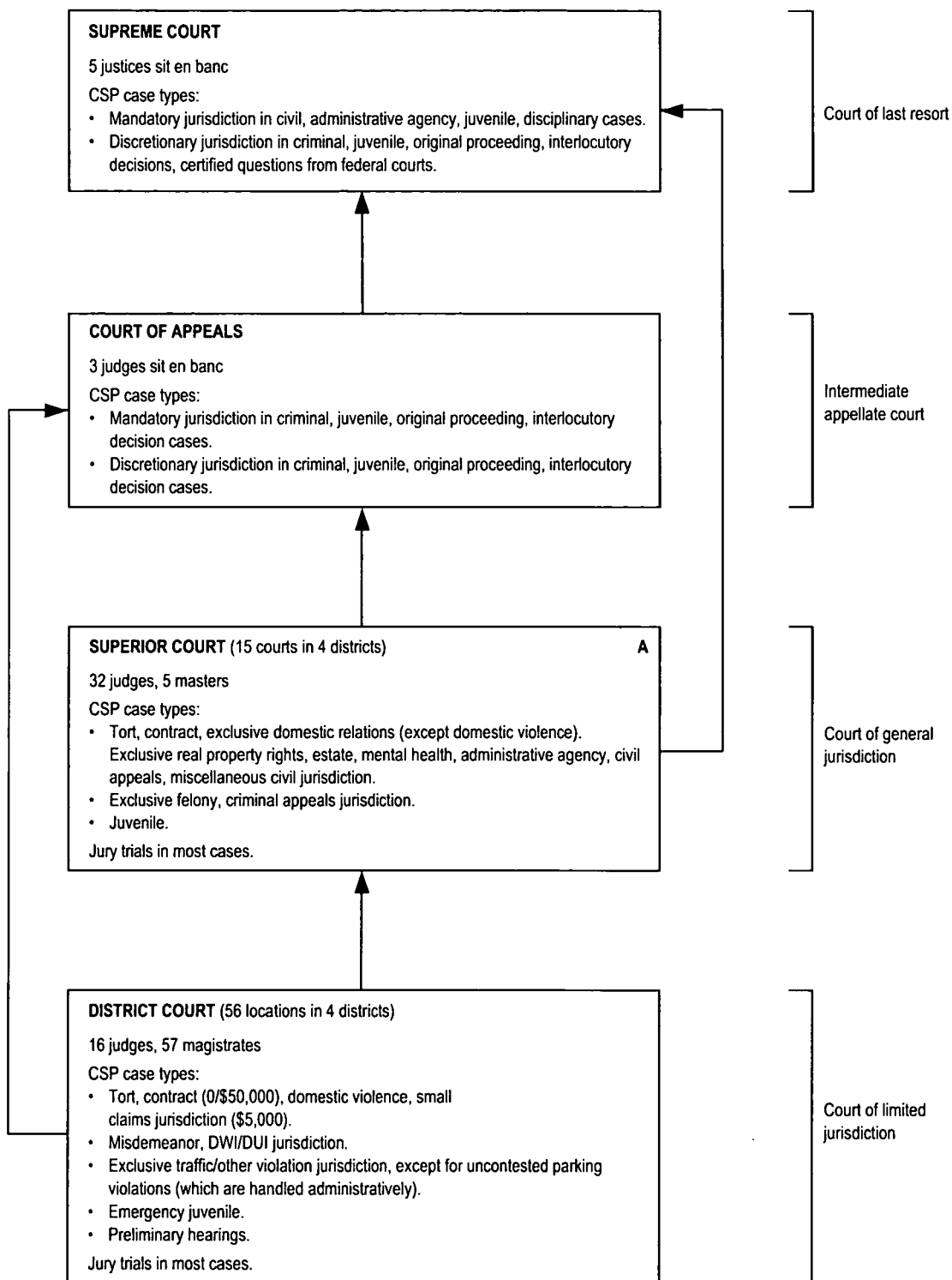


## ALABAMA COURT STRUCTURE, 1995

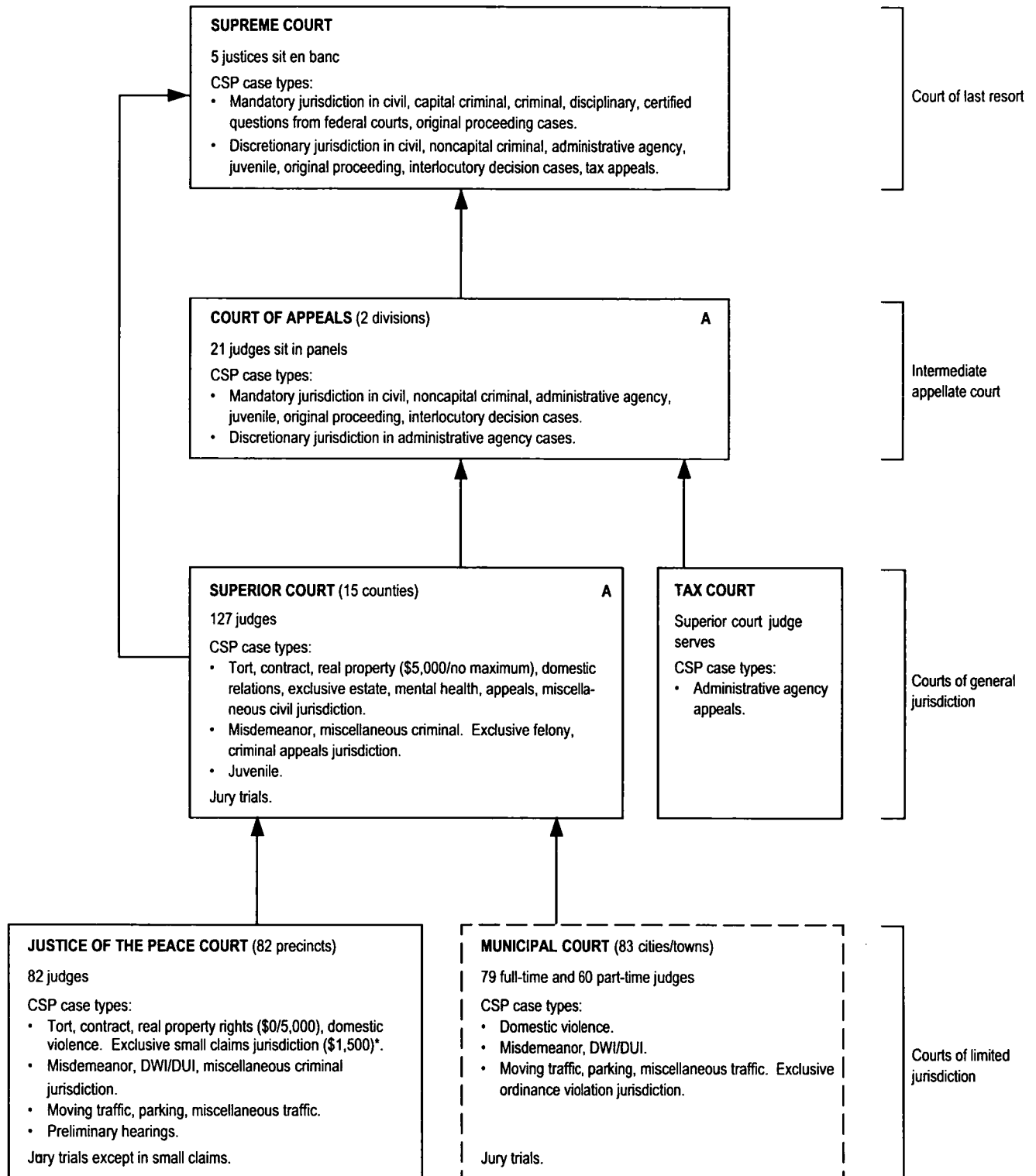




## ALASKA COURT STRUCTURE, 1995

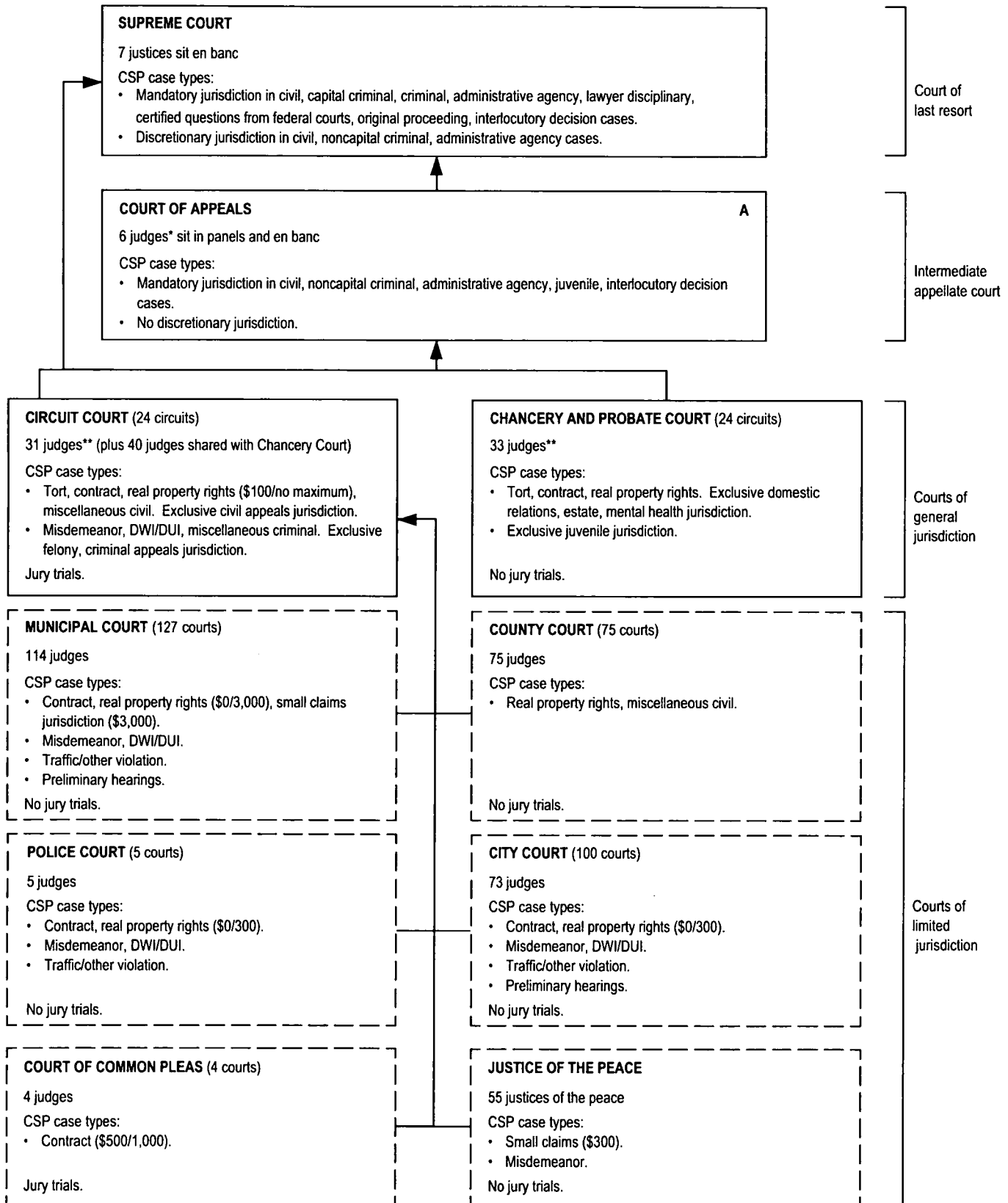


## ARIZONA COURT STRUCTURE, 1995



\* Increases to \$2,500 effective January 20, 1996.

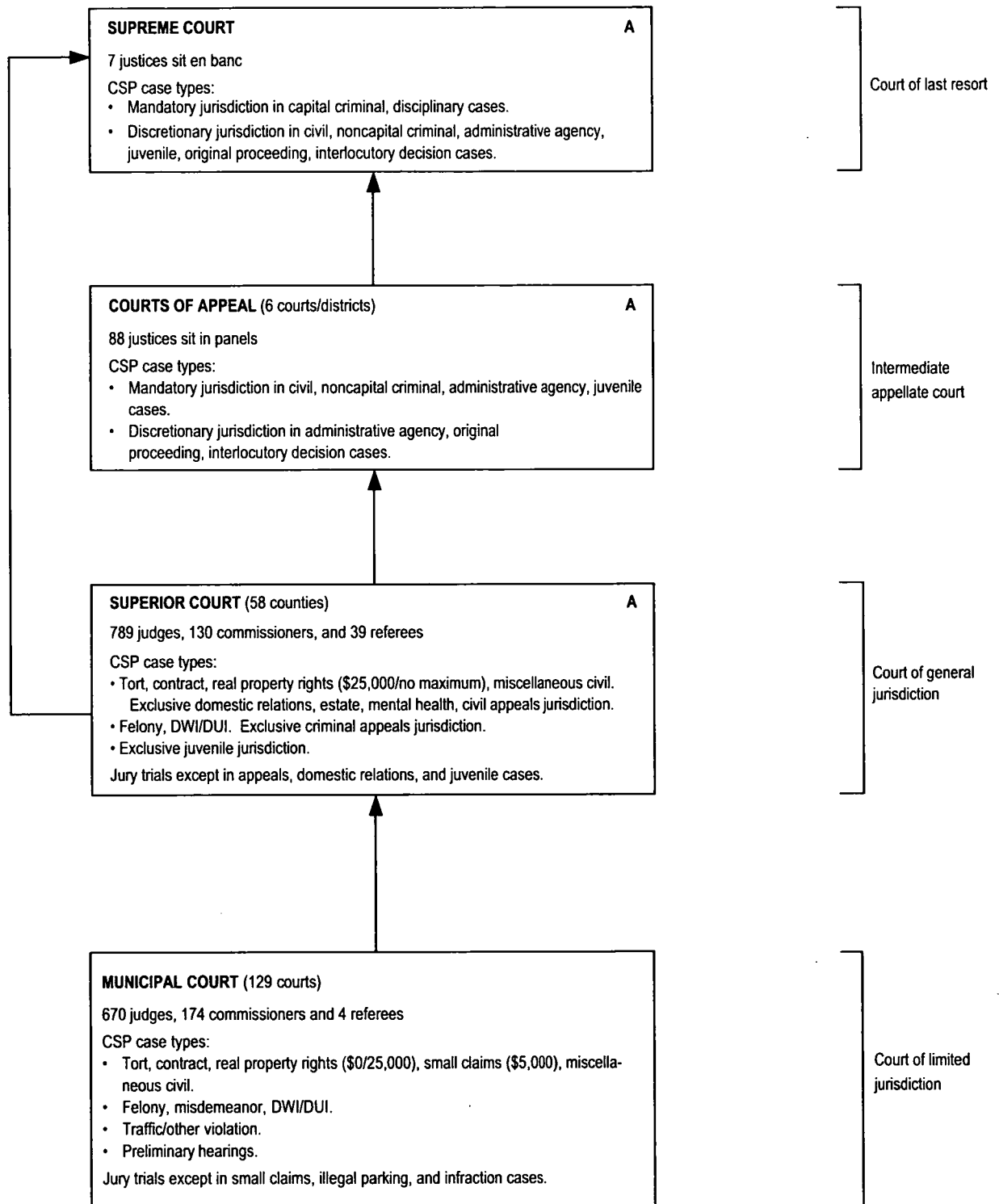
# ARKANSAS COURT STRUCTURE, 1995



\* Court of Appeals judges increase to nine effective January 1, 1996.

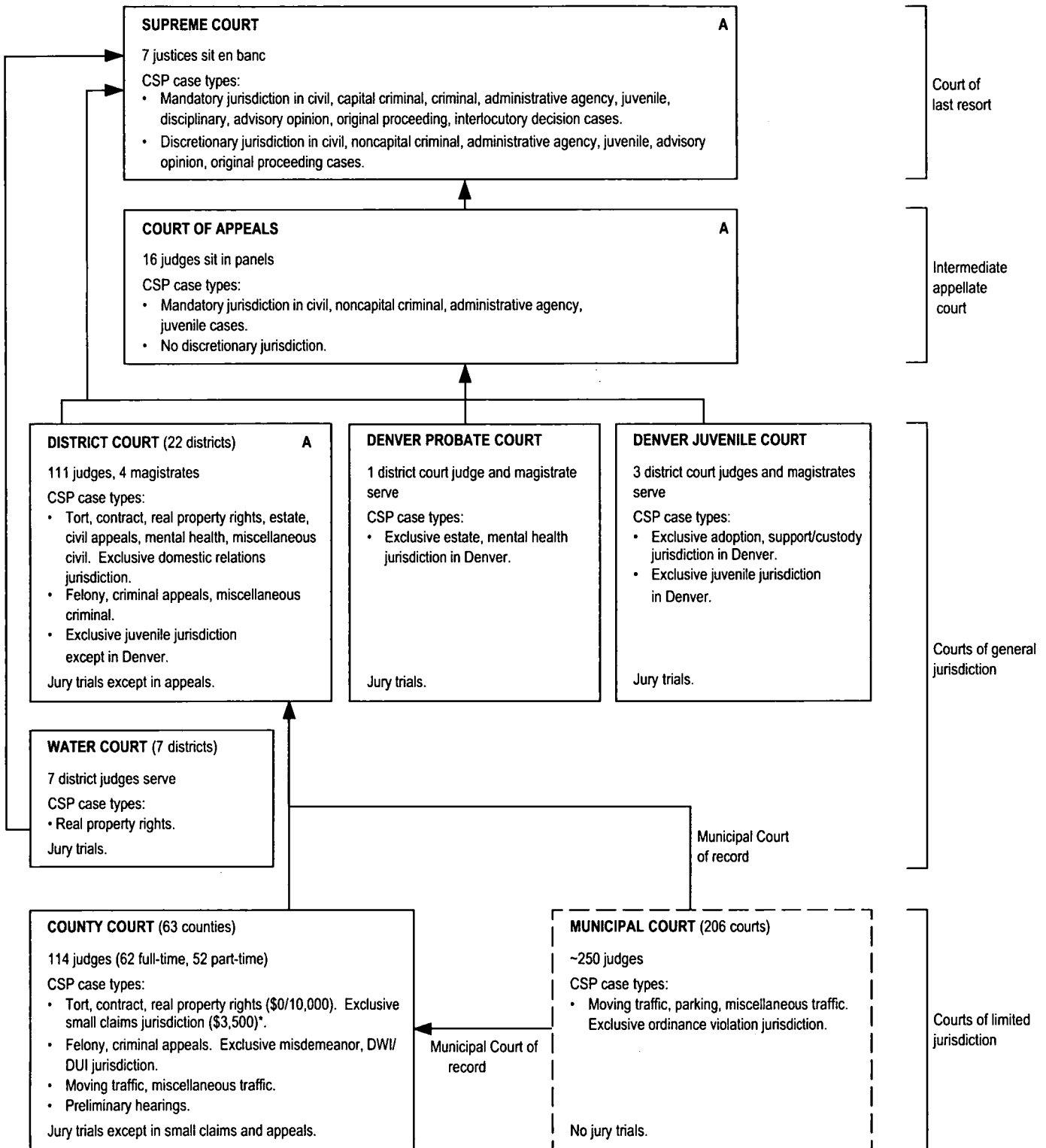
\*\* Forty additional judges serve both circuit and chancery courts.

## CALIFORNIA COURT STRUCTURE, 1995



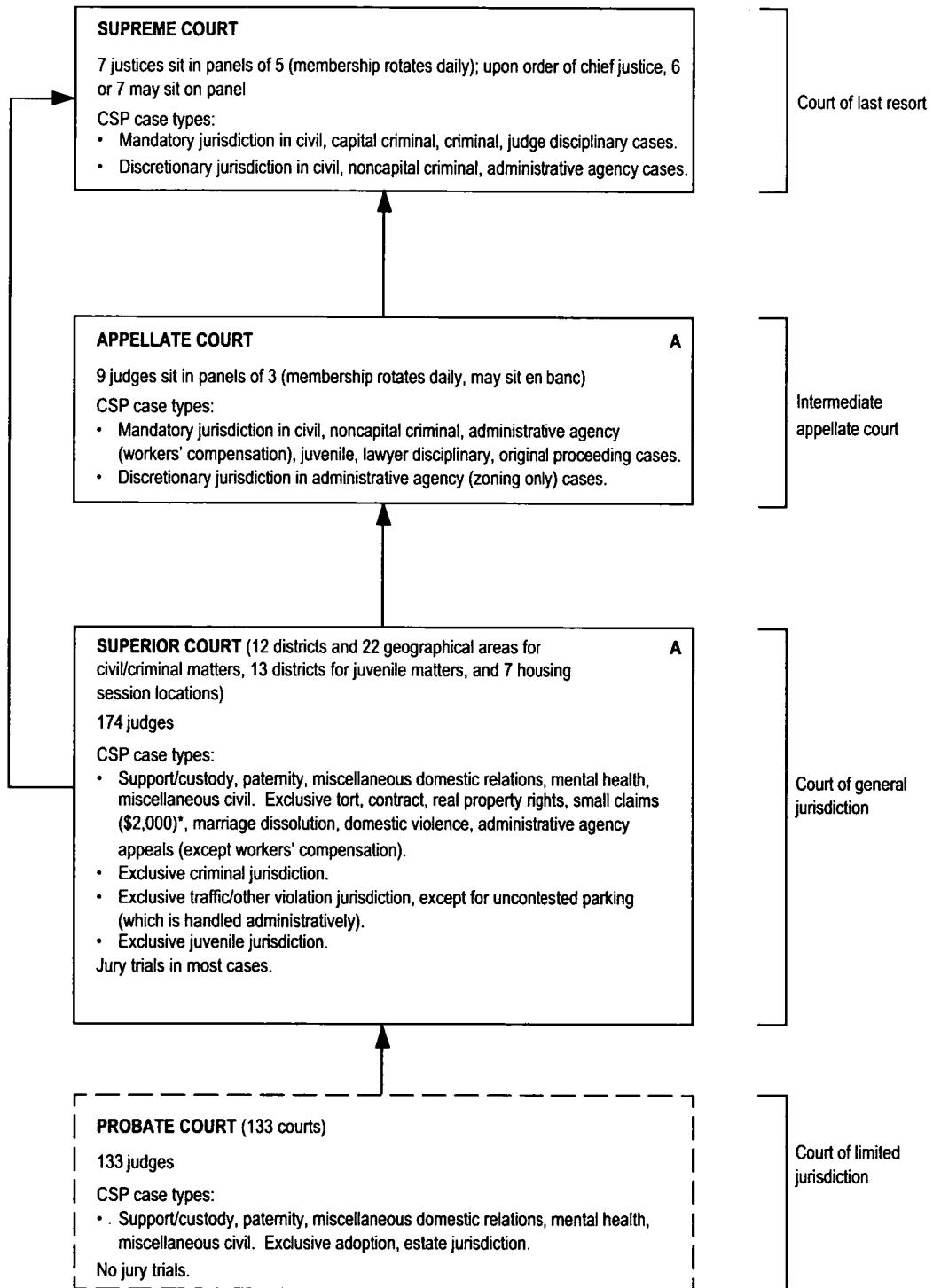
Note : California Justice Courts were consolidated with Municipal Courts effective January 1, 1995. Counties with one Justice Court renamed the court Municipal Court, while those with several courts consolidated.

## COLORADO COURT STRUCTURE, 1995



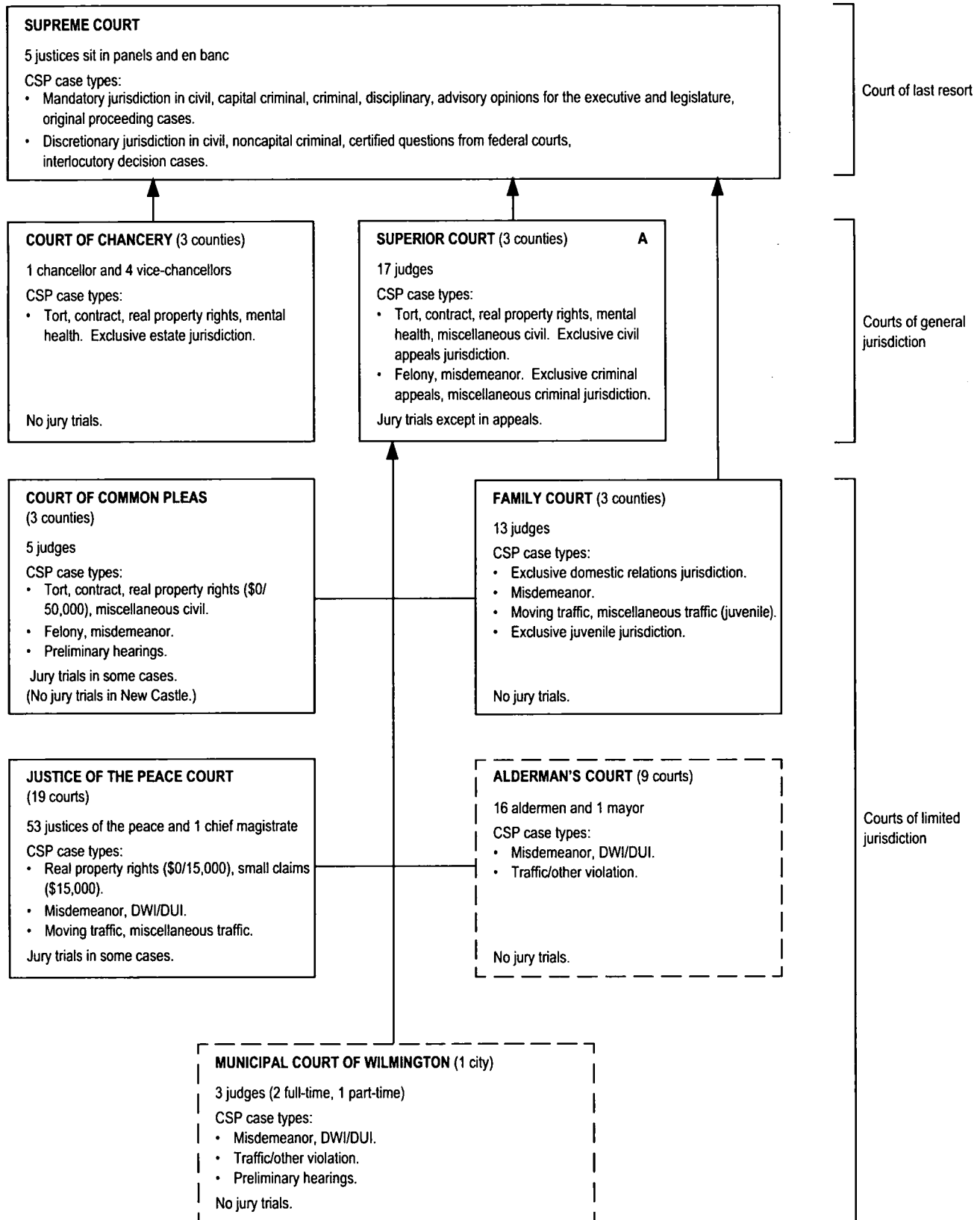
\* Increases to \$5,000 effective January 1, 1996.

## CONNECTICUT COURT STRUCTURE, 1995

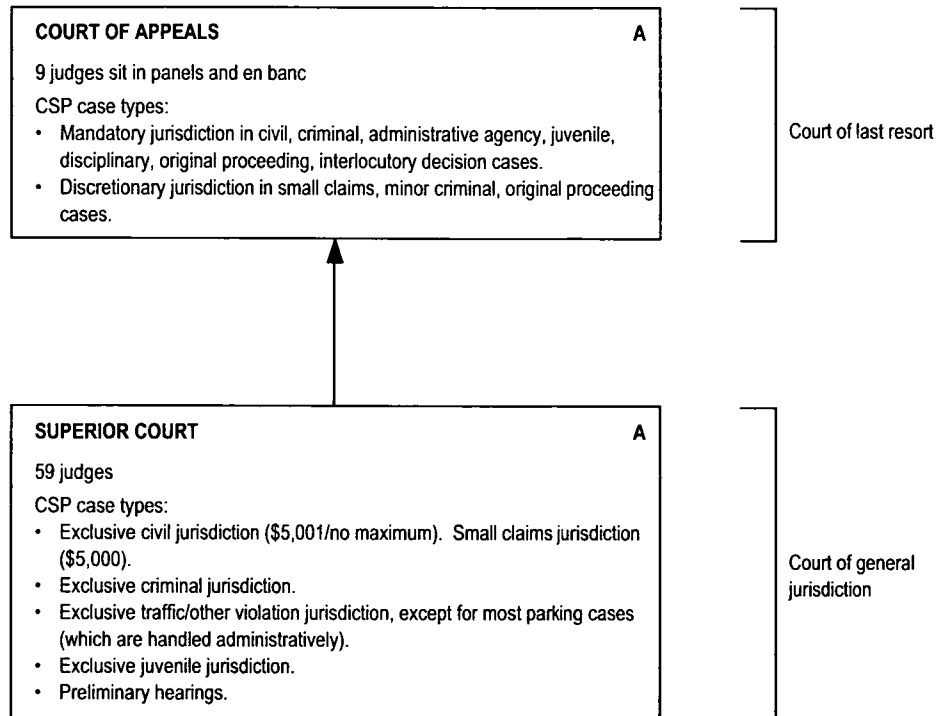


\* Increased to \$2,500 effective October 1, 1995.

## DELAWARE COURT STRUCTURE, 1995

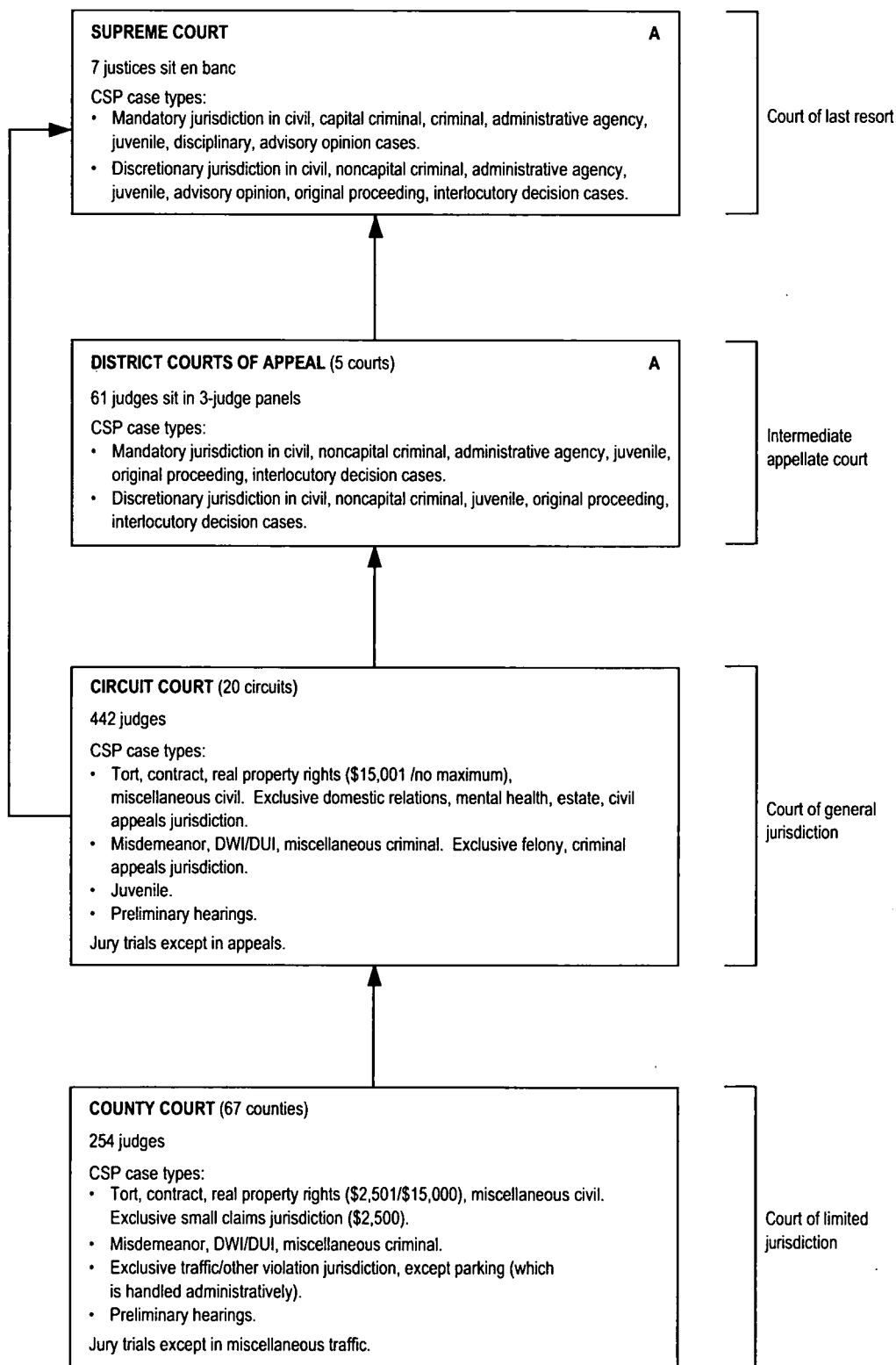


## DISTRICT OF COLUMBIA COURT STRUCTURE, 1995

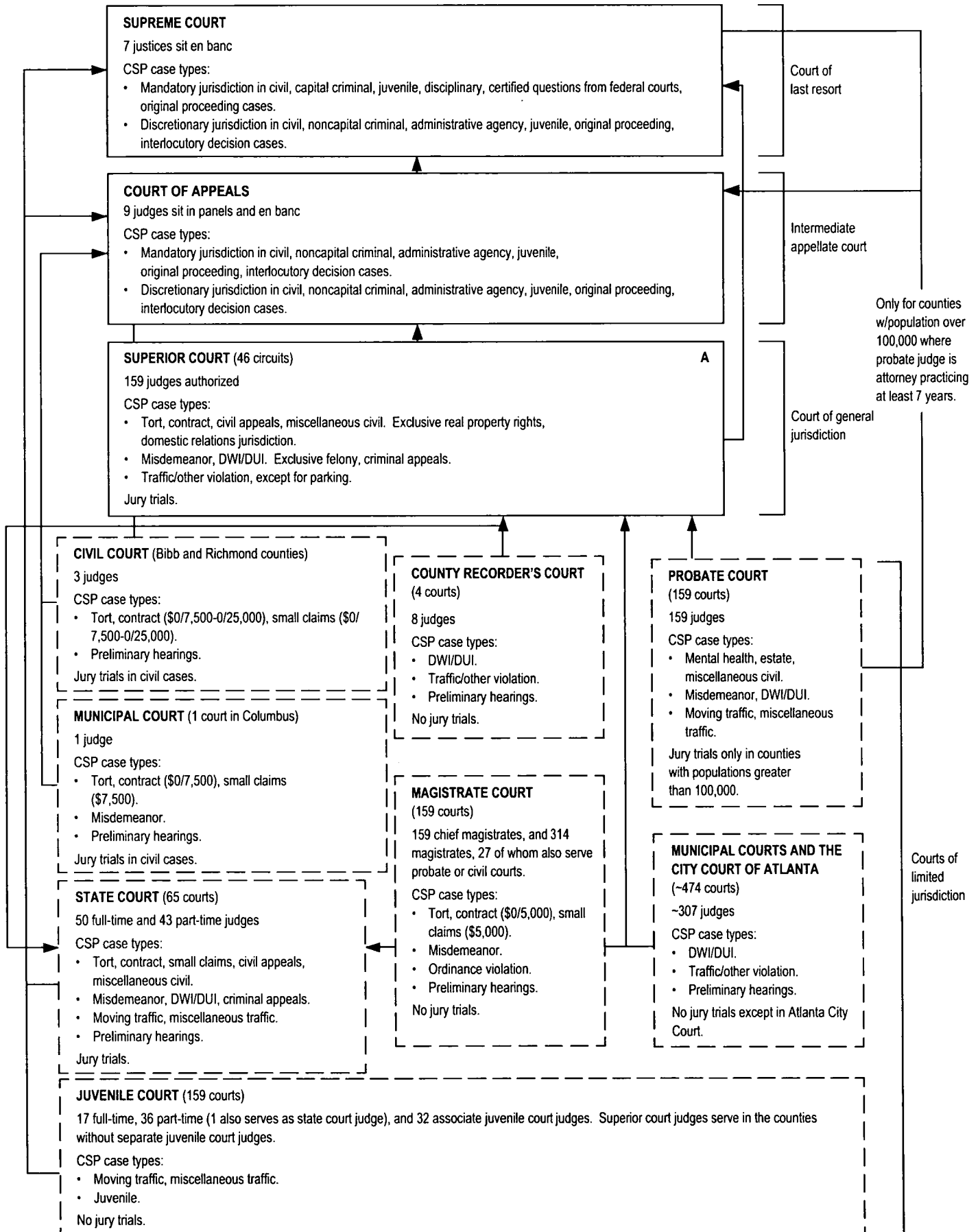




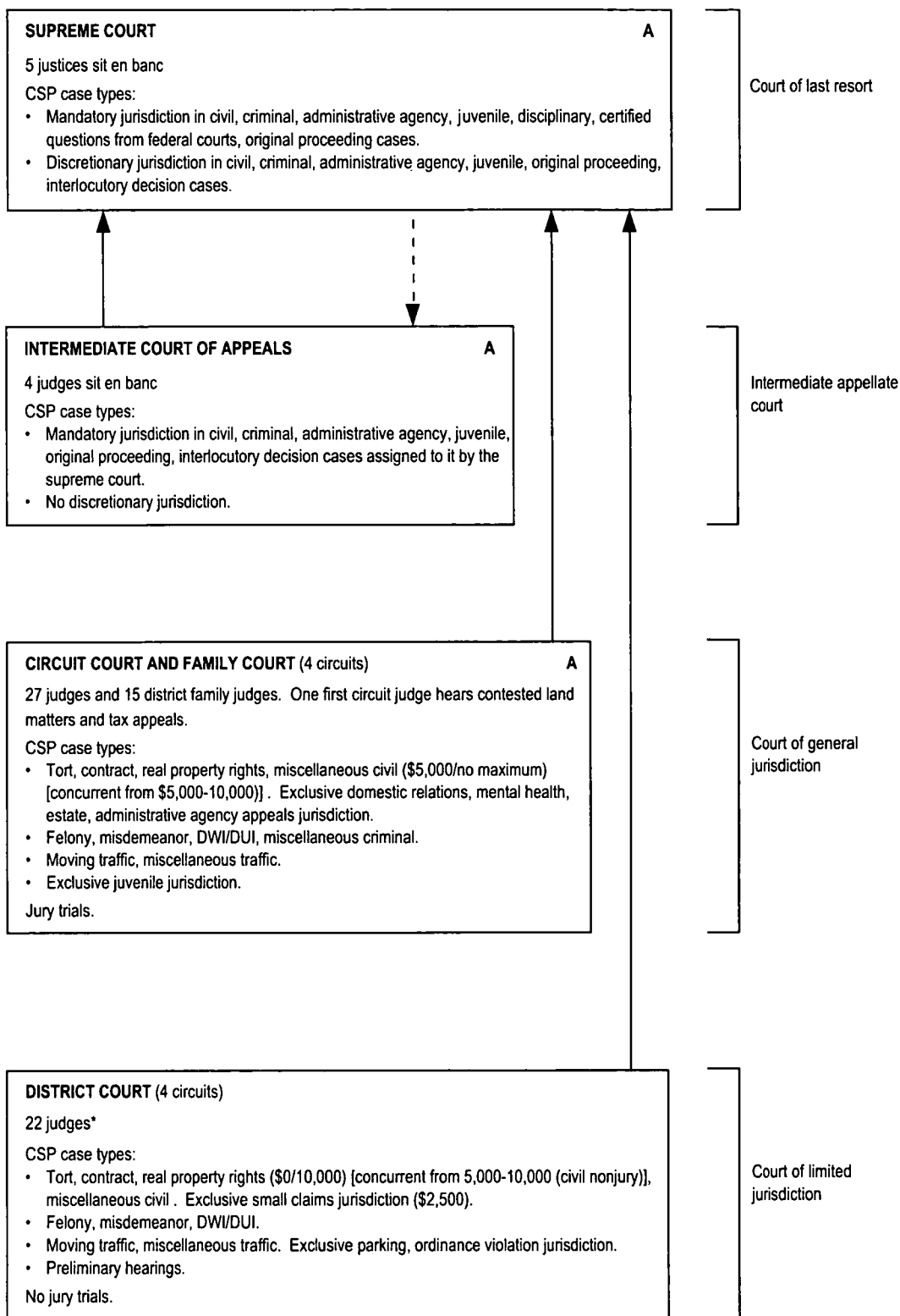
## FLORIDA COURT STRUCTURE, 1995



## GEORGIA COURT STRUCTURE, 1995



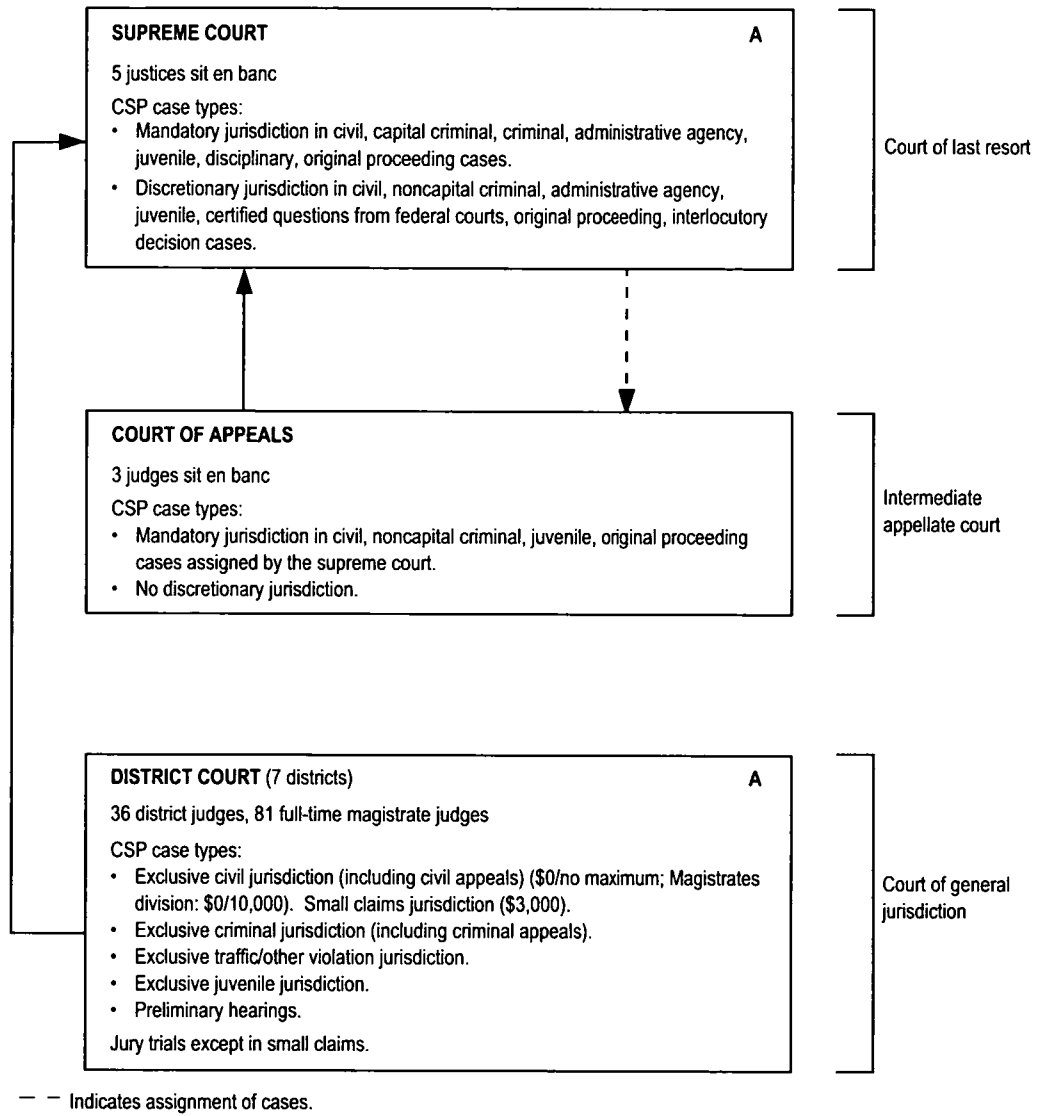
## HAWAII COURT STRUCTURE, 1995



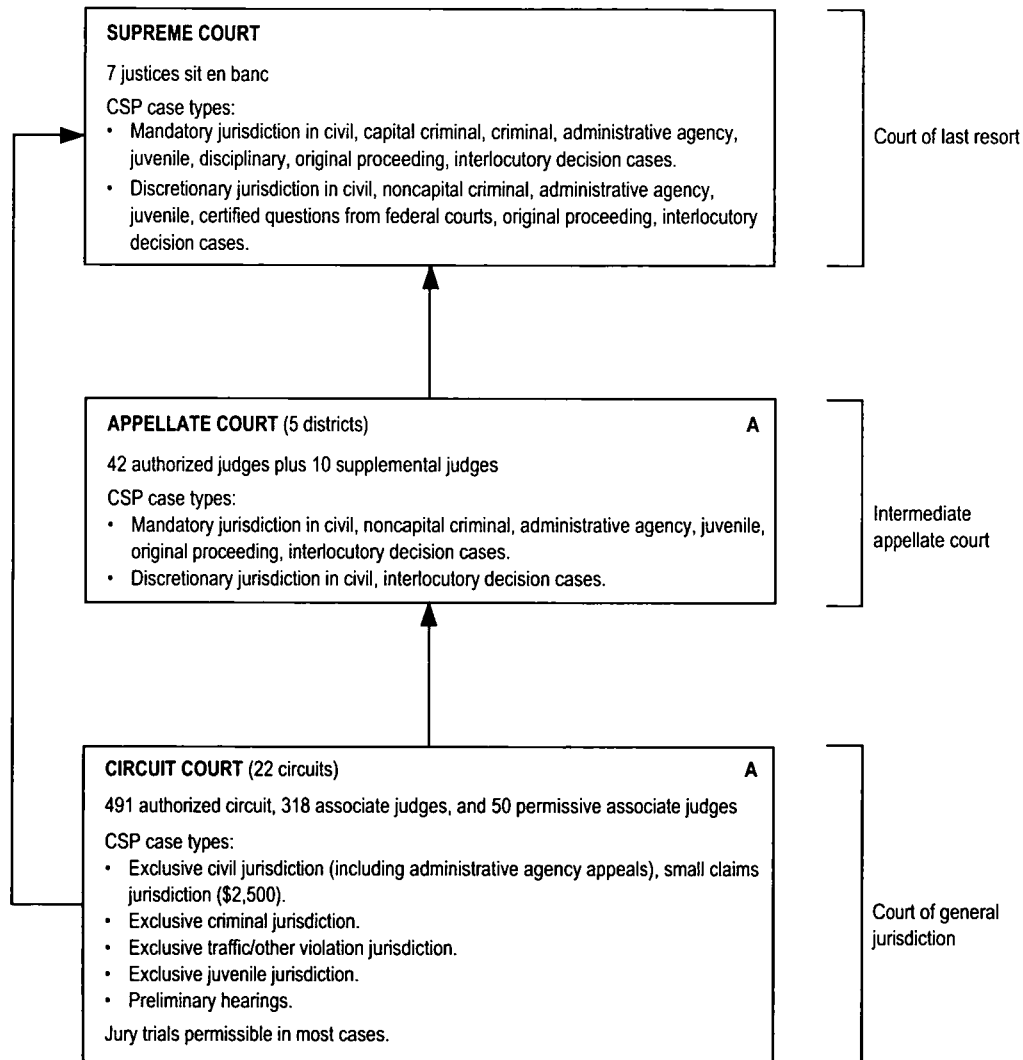
— — Indicates assignment of cases.

\* Excludes per diem judges.

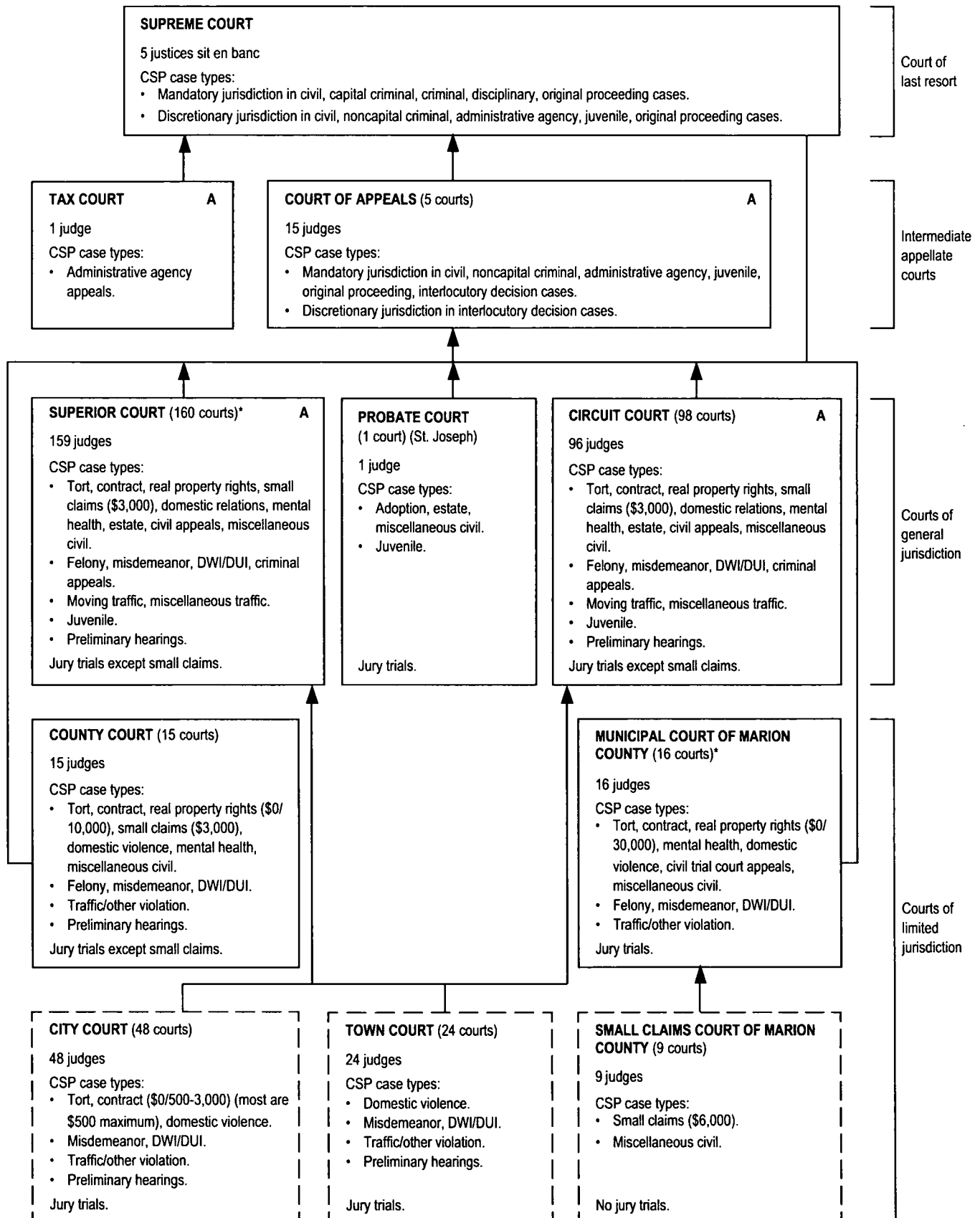
## IDAHO COURT STRUCTURE, 1995



## ILLINOIS COURT STRUCTURE, 1995

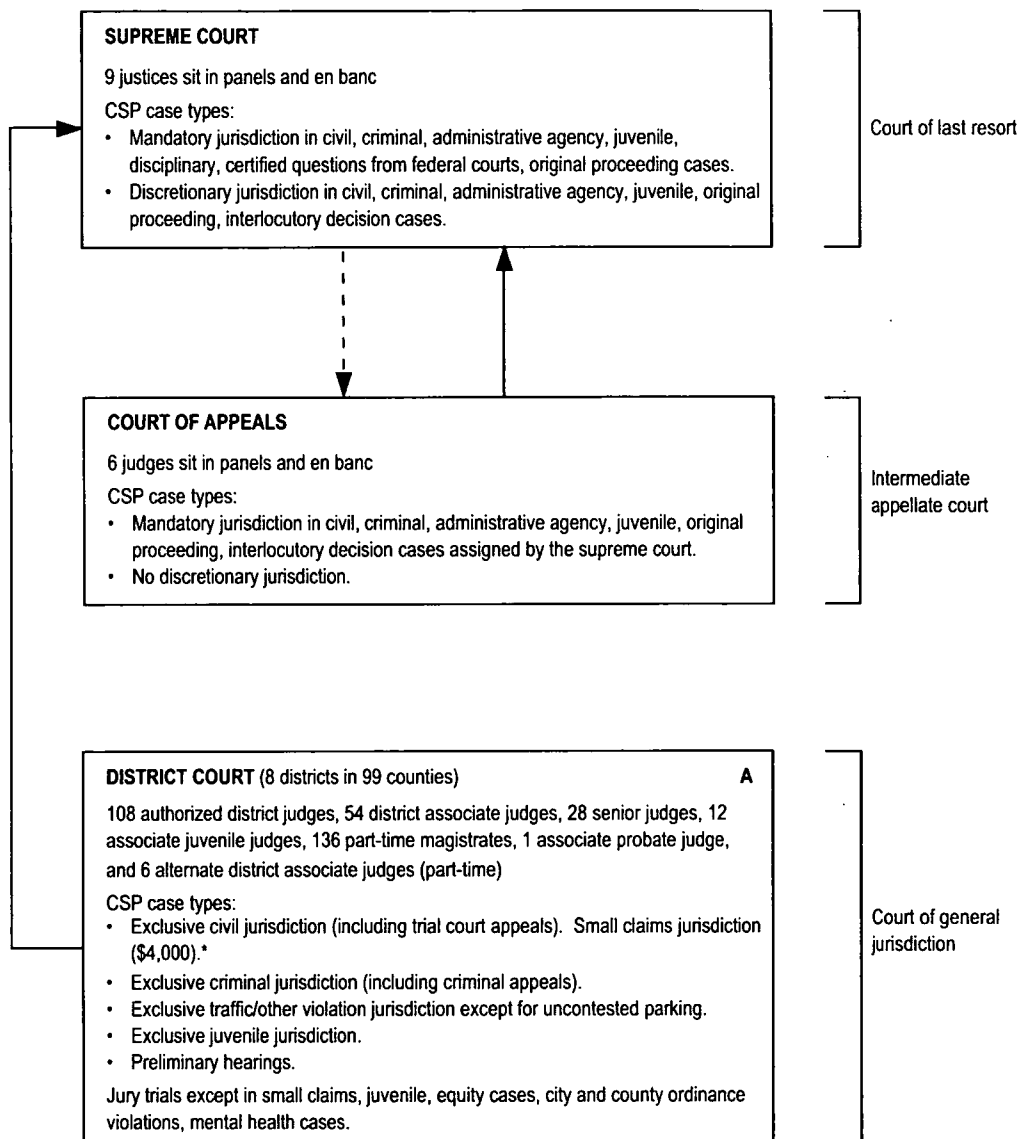


## INDIANA COURT STRUCTURE, 1995

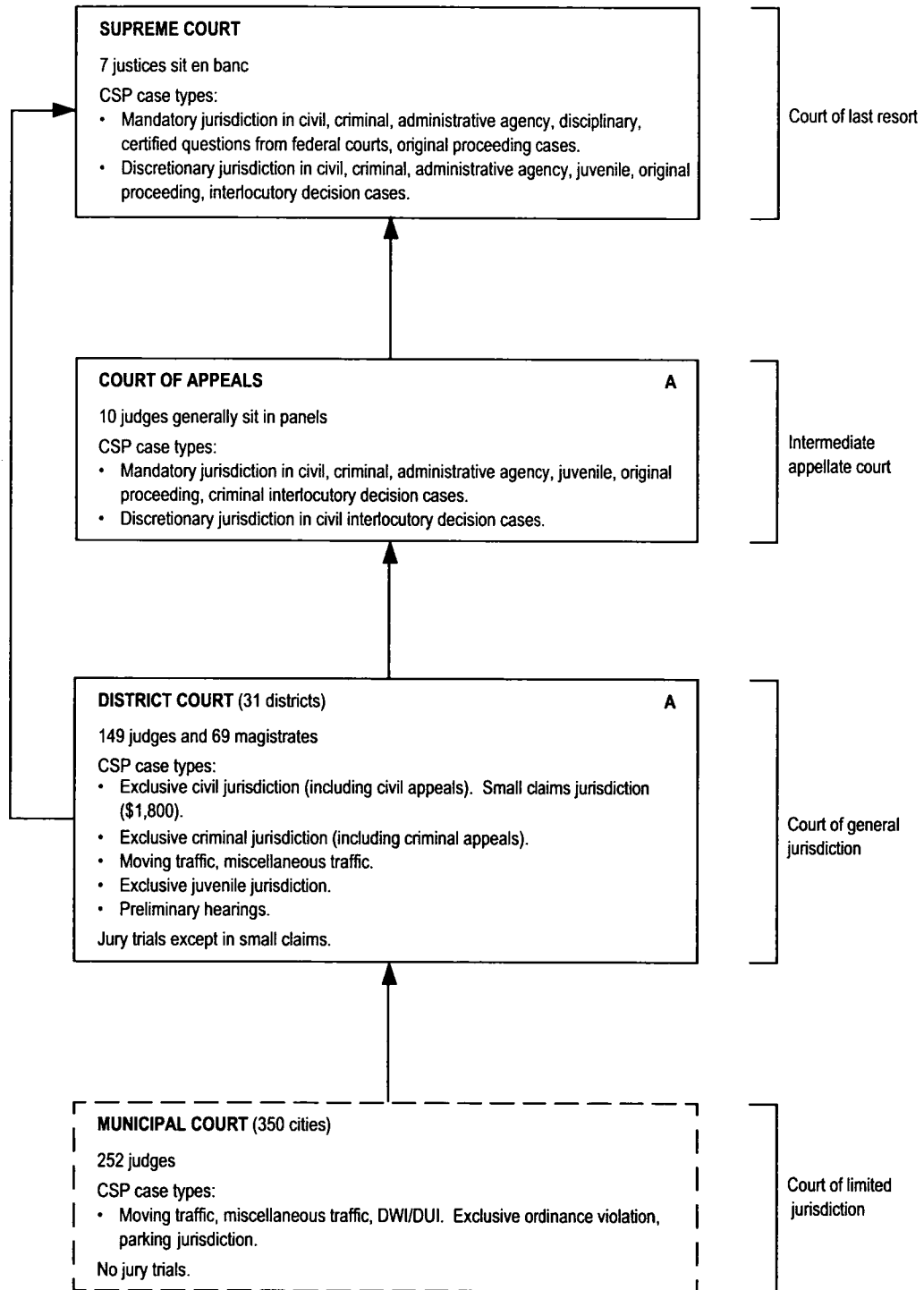


\* Effective January 1, 1996, all Municipal Courts will become Superior Courts.

## IOWA COURT STRUCTURE, 1995

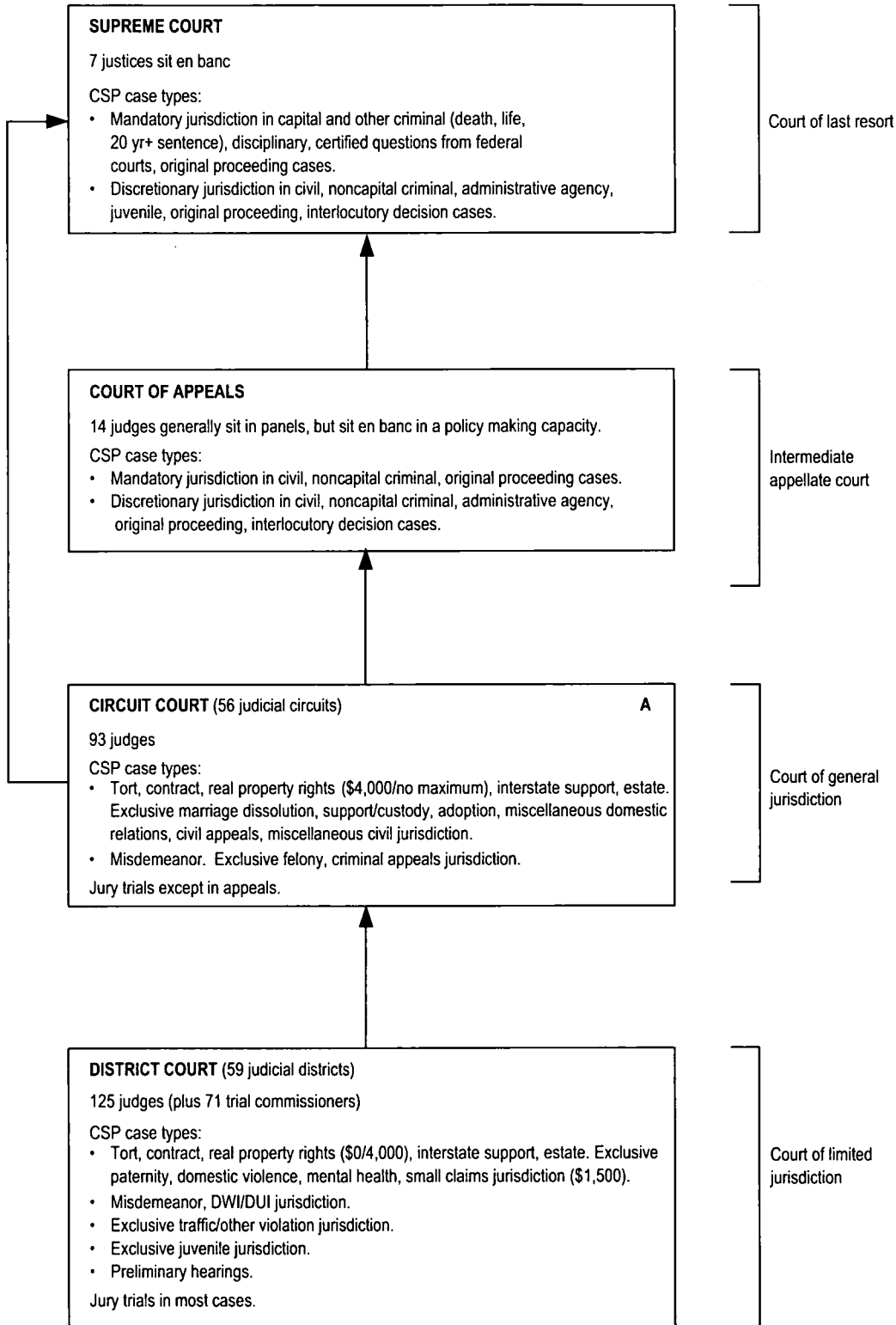


## KANSAS COURT STRUCTURE, 1995

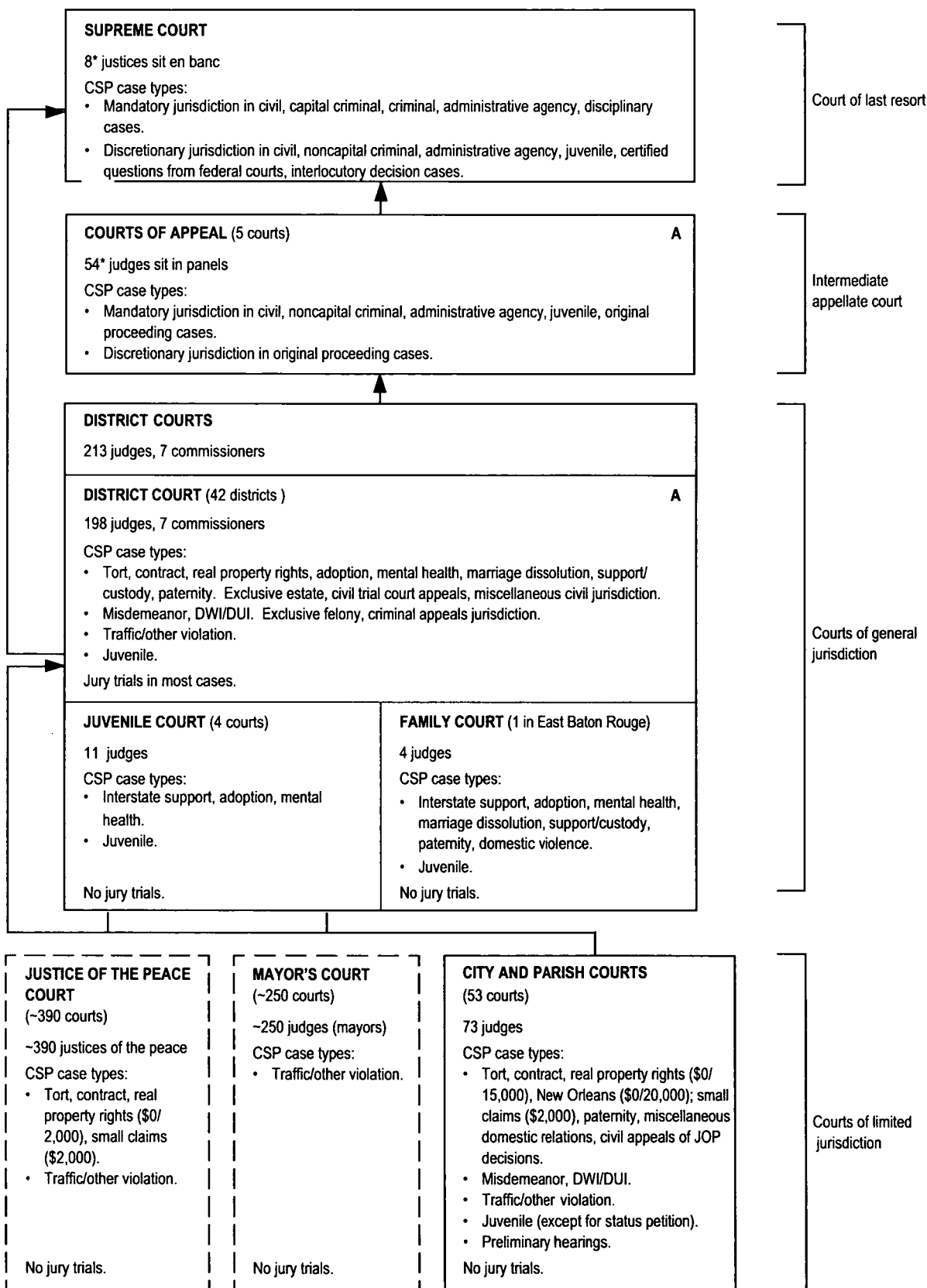




## KENTUCKY COURT STRUCTURE, 1995

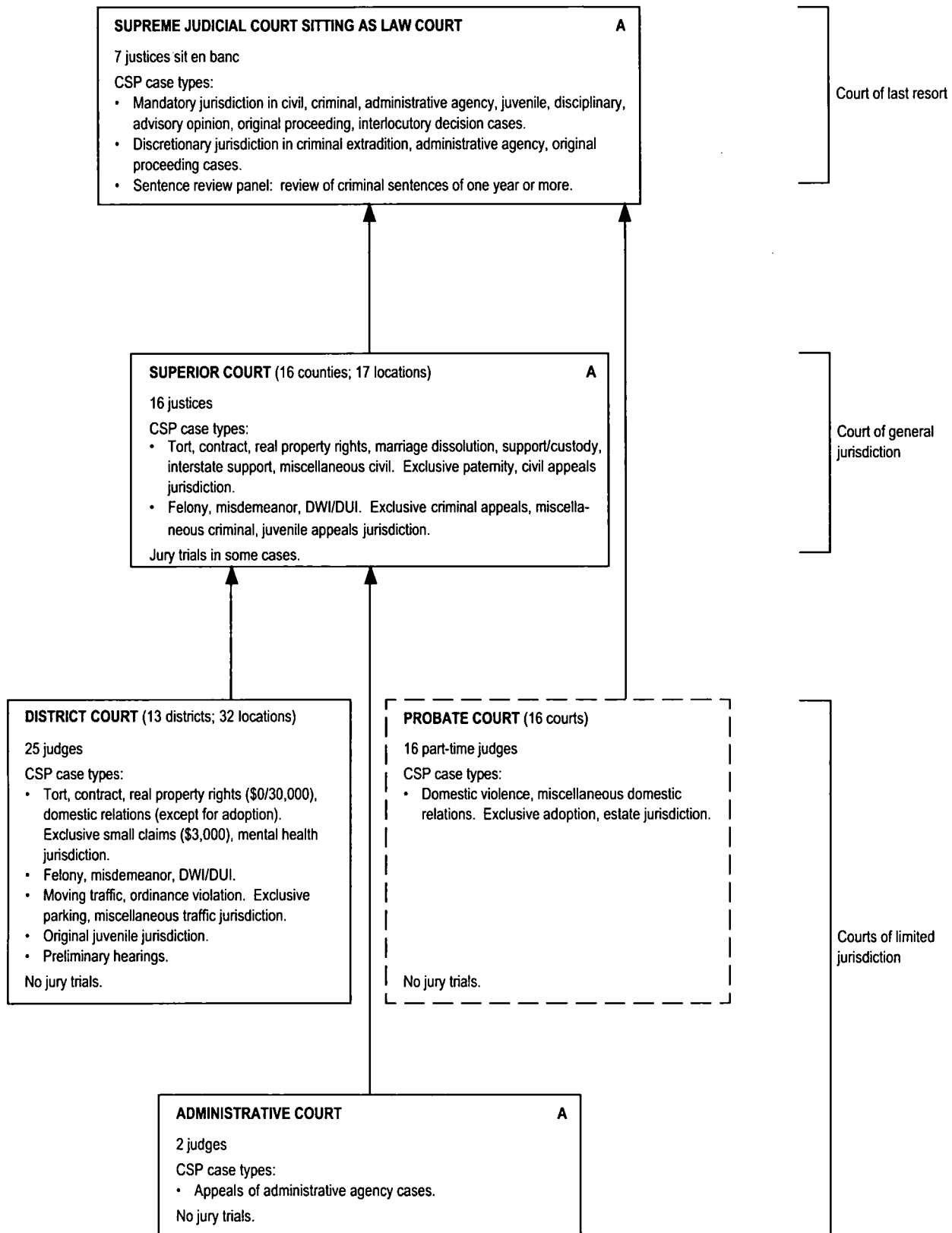


## LOUISIANA COURT STRUCTURE, 1995

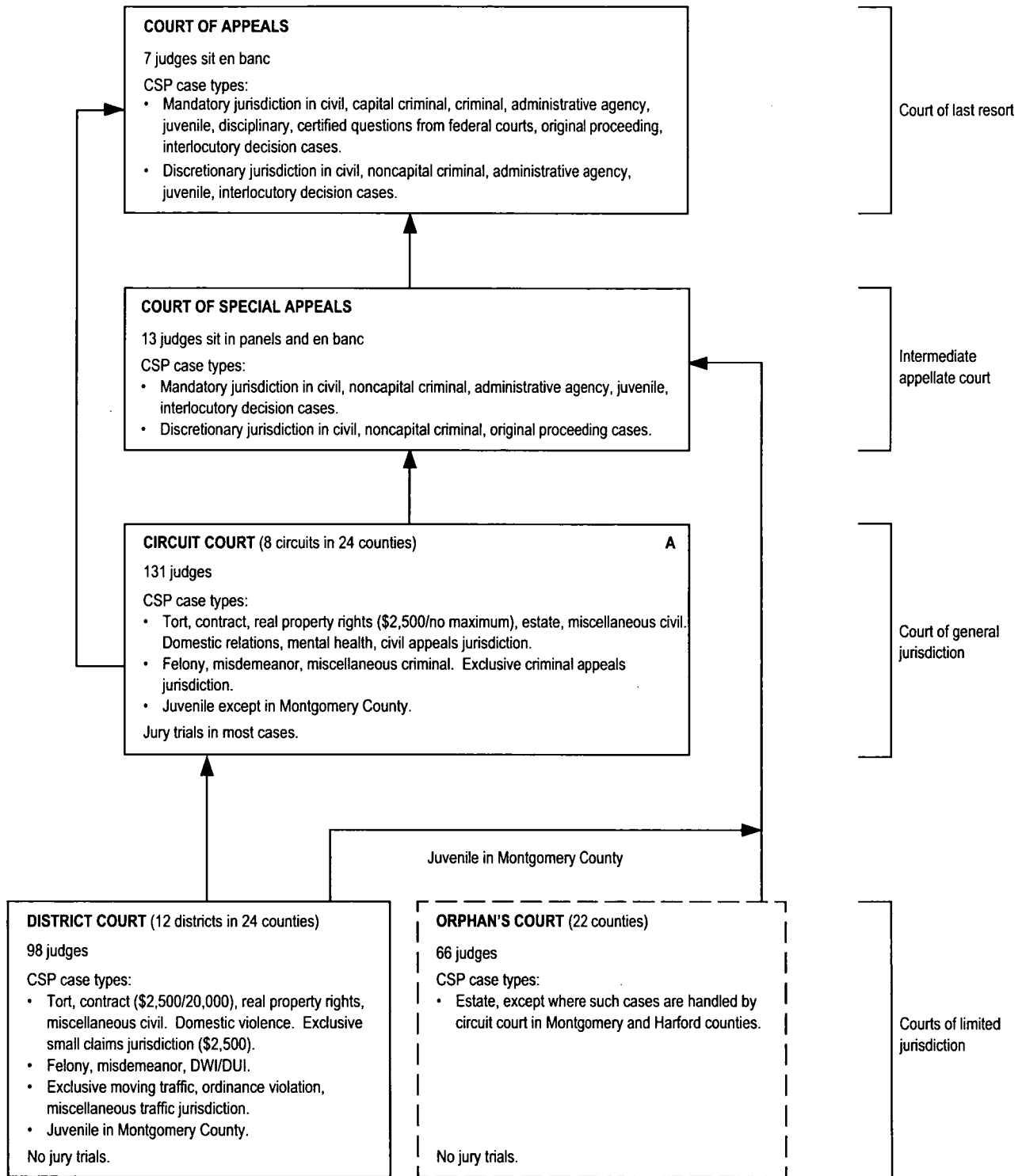


\* Supreme court has 7 elected justices and 1 justice assigned from the courts of appeal. The assigned judge would bring the number of courts of appeal judges to 55. (This assignment is by state statute.)

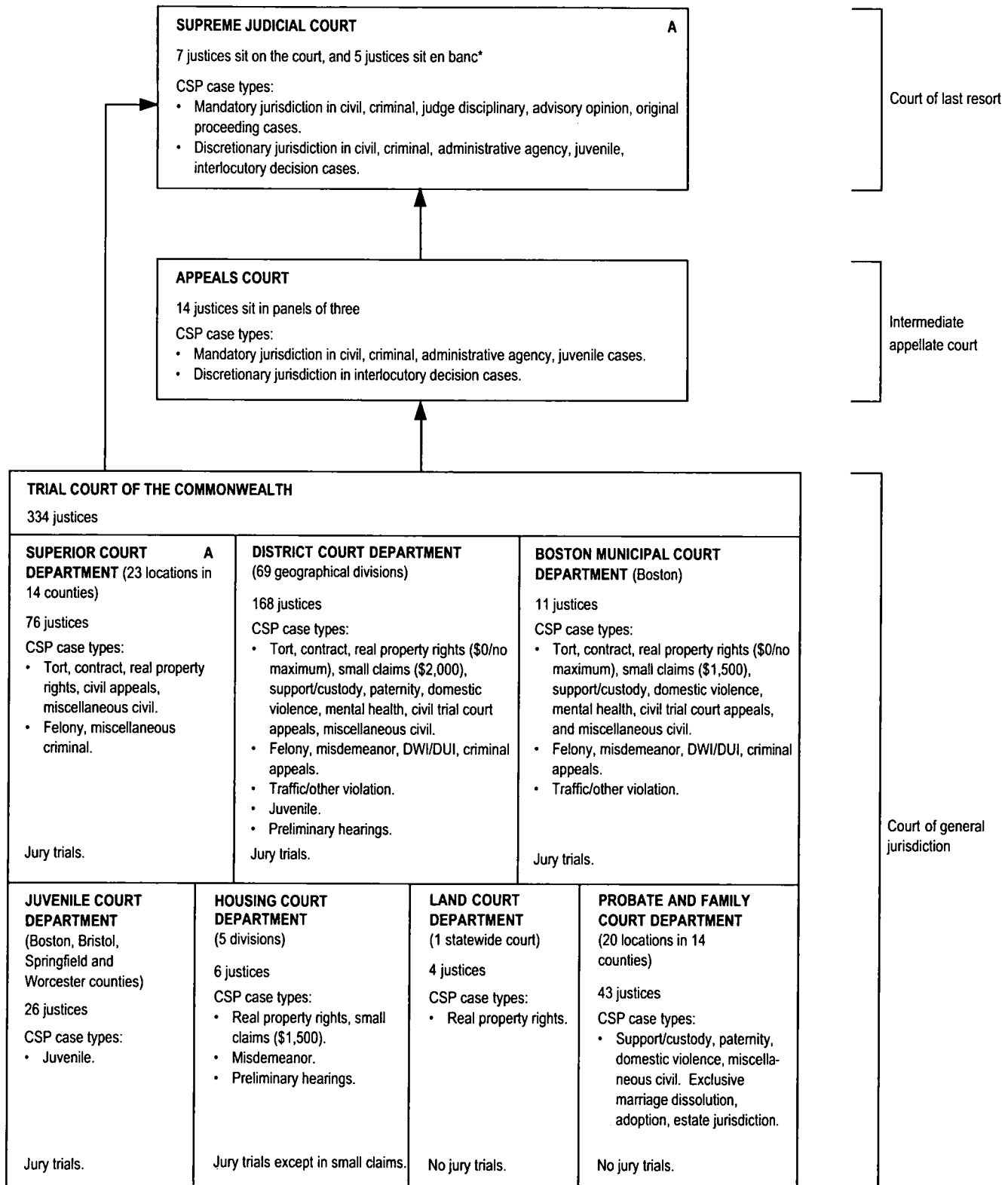
## MAINE COURT STRUCTURE, 1995



## MARYLAND COURT STRUCTURE, 1995

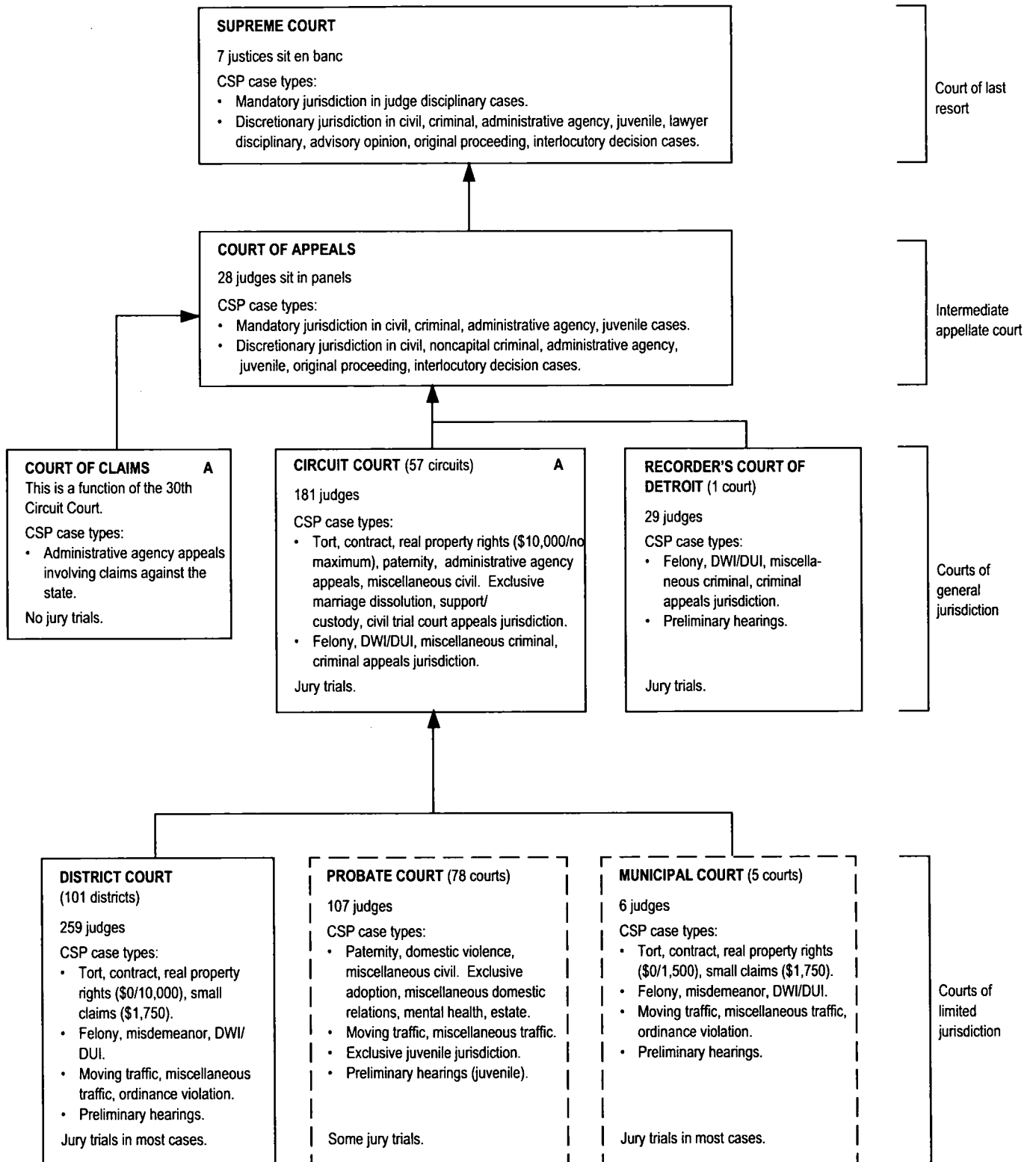


## MASSACHUSETTS COURT STRUCTURE, 1995

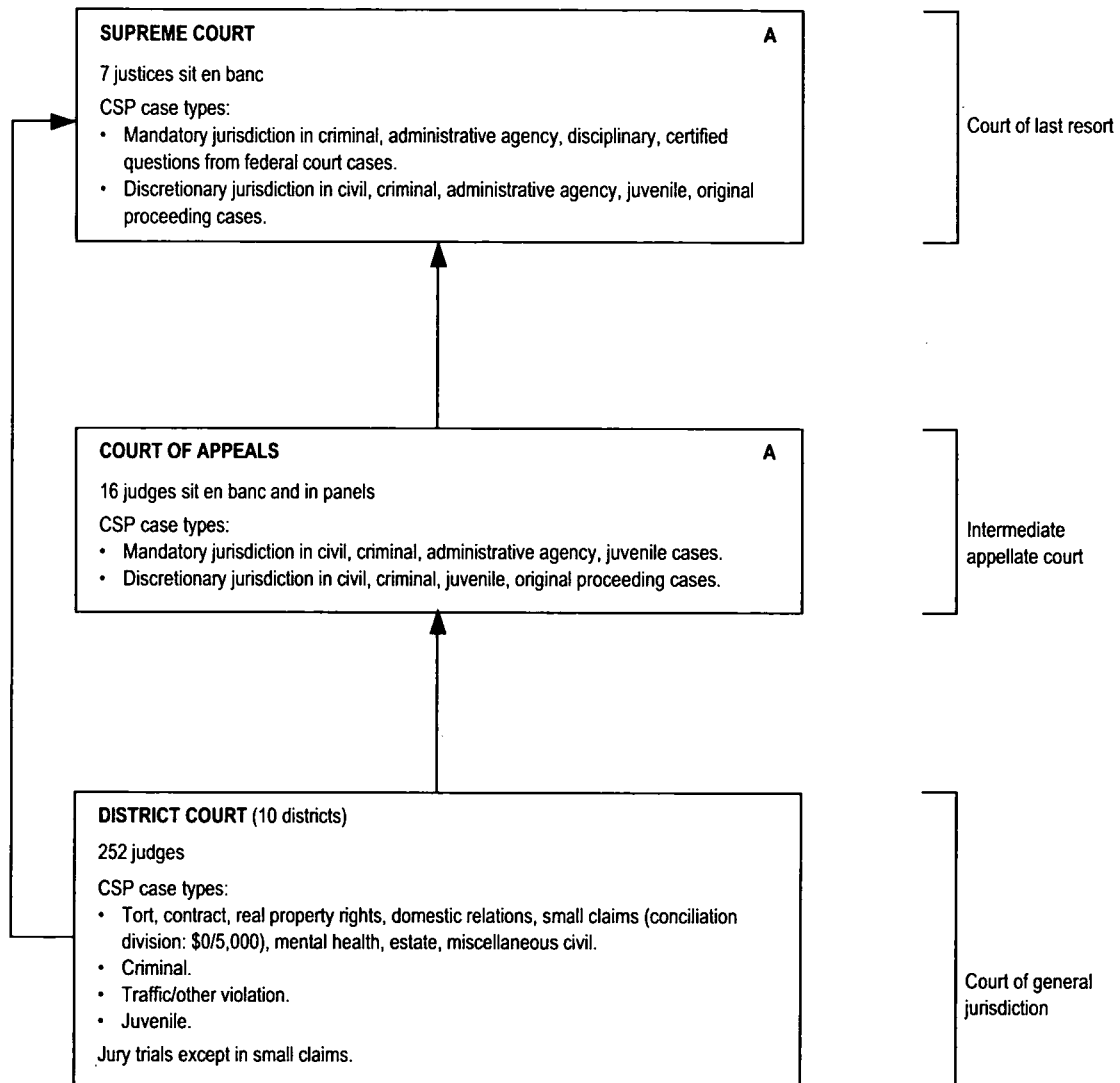


\* The justices also sit individually in the "single justice" side of the court, on a rotating basis.

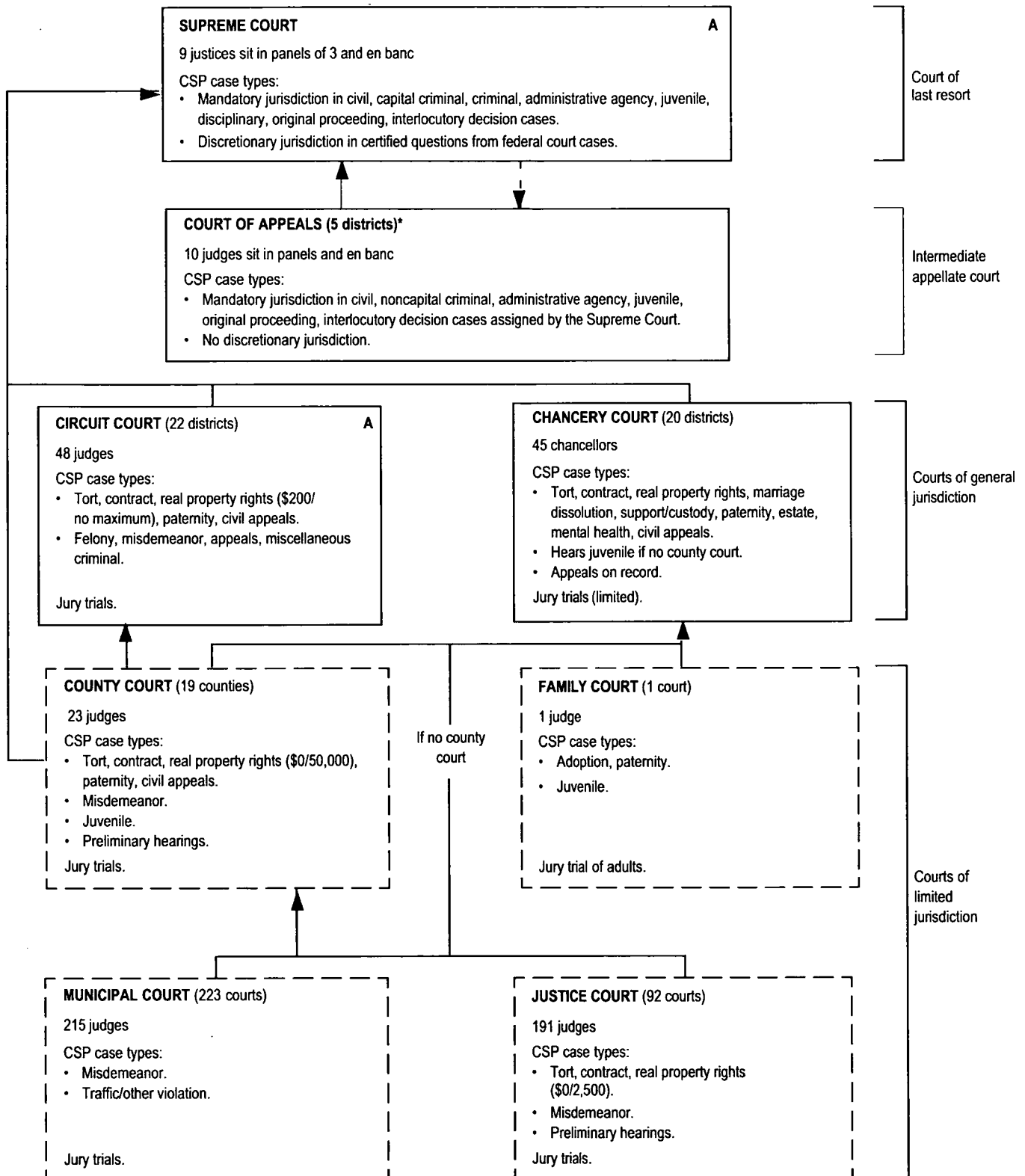
## MICHIGAN COURT STRUCTURE, 1995



## MINNESOTA COURT STRUCTURE, 1995



## MISSISSIPPI COURT STRUCTURE, 1995

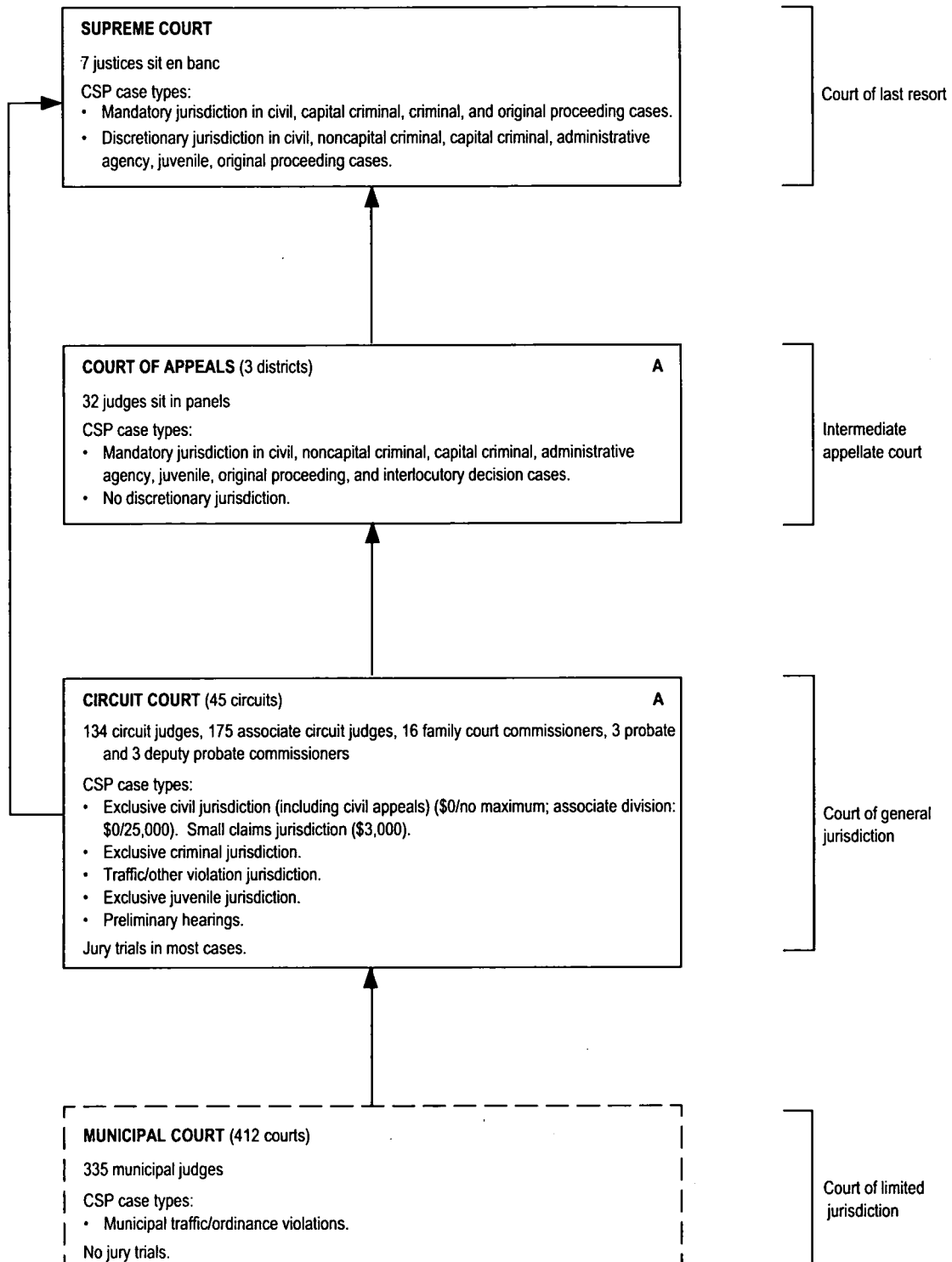


-- Indicates assignment of cases.

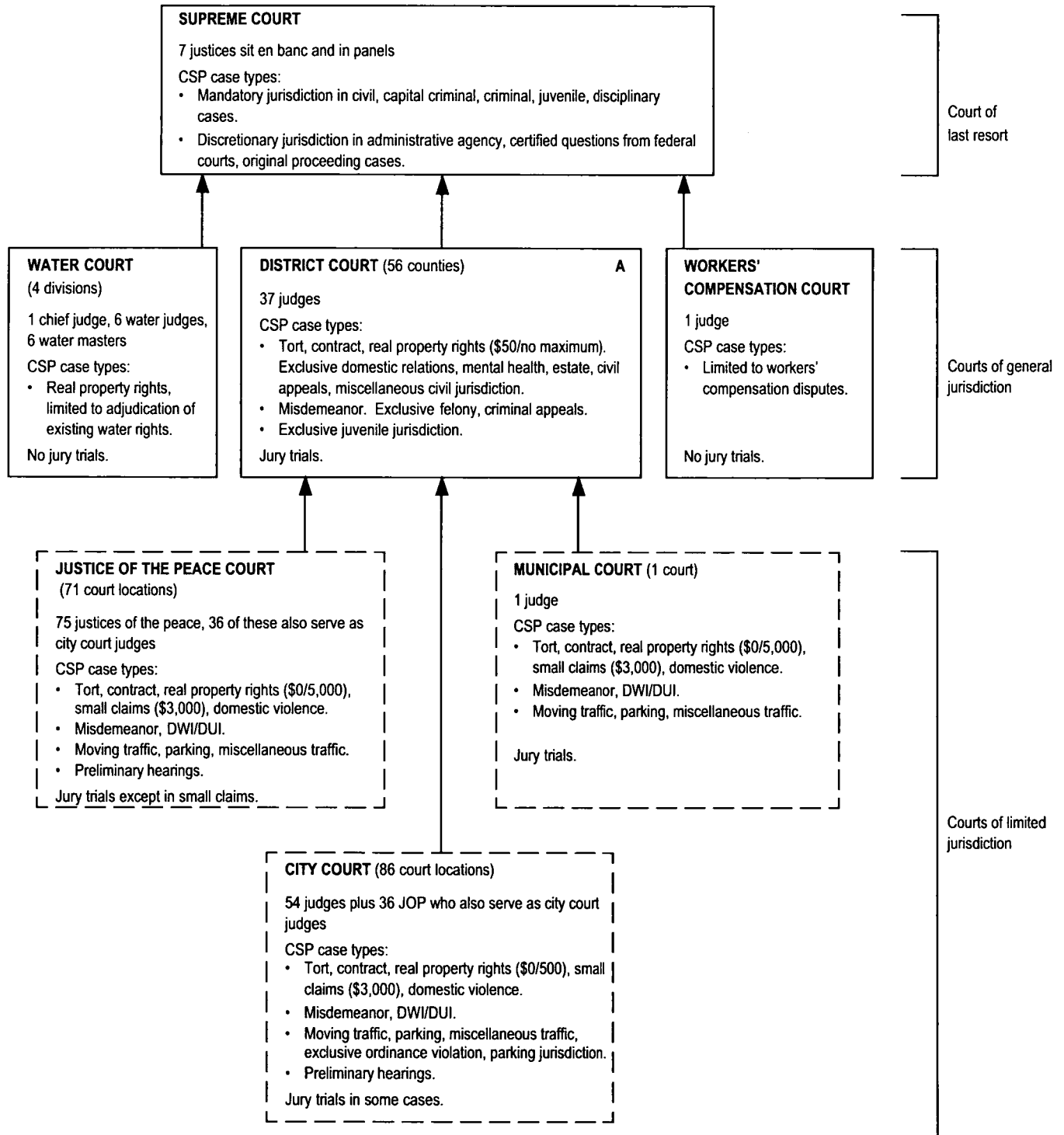
\* The Court of Appeals became operational in January of 1995.



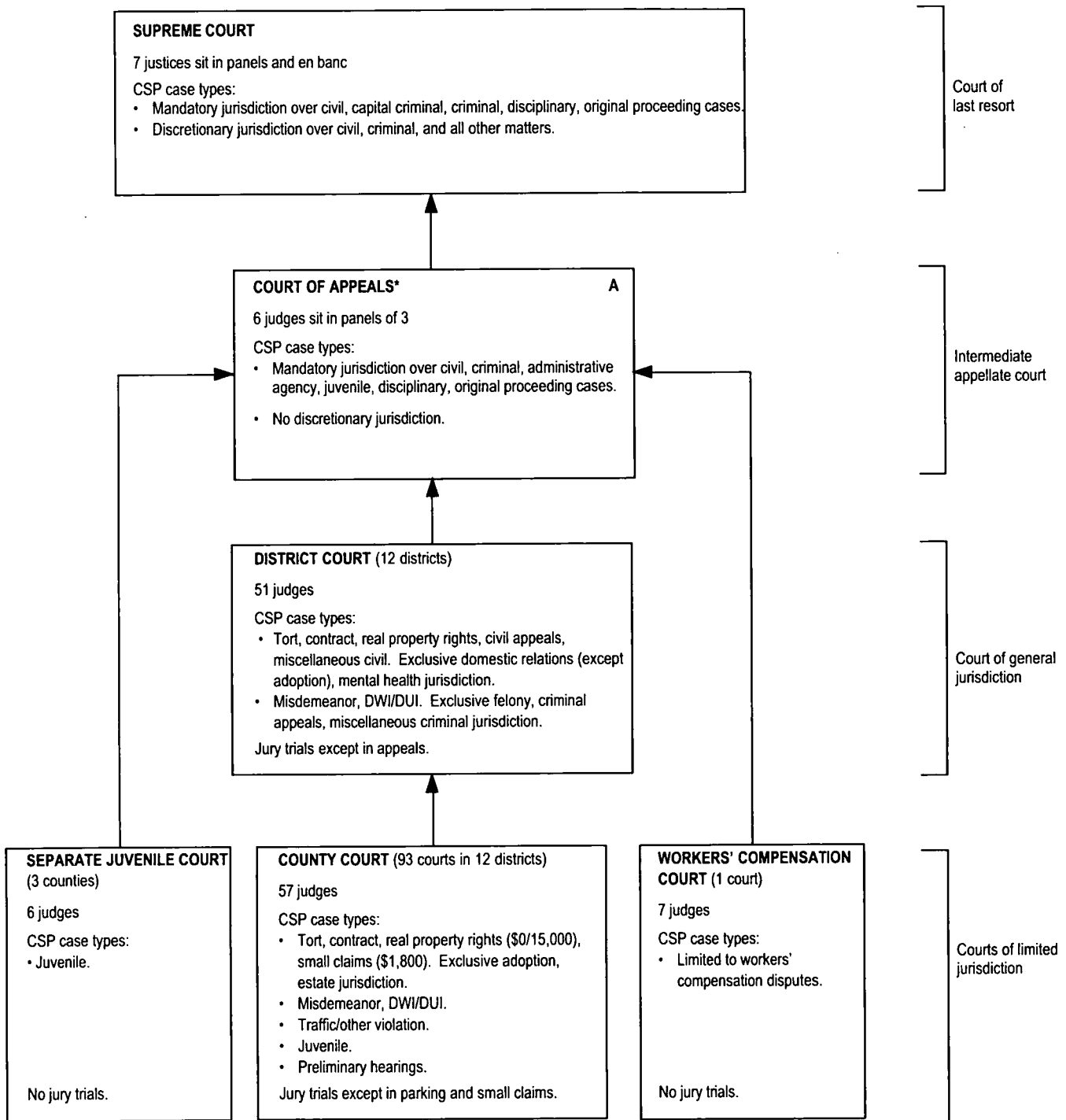
## MISSOURI COURT STRUCTURE, 1995



## MONTANA COURT STRUCTURE, 1995

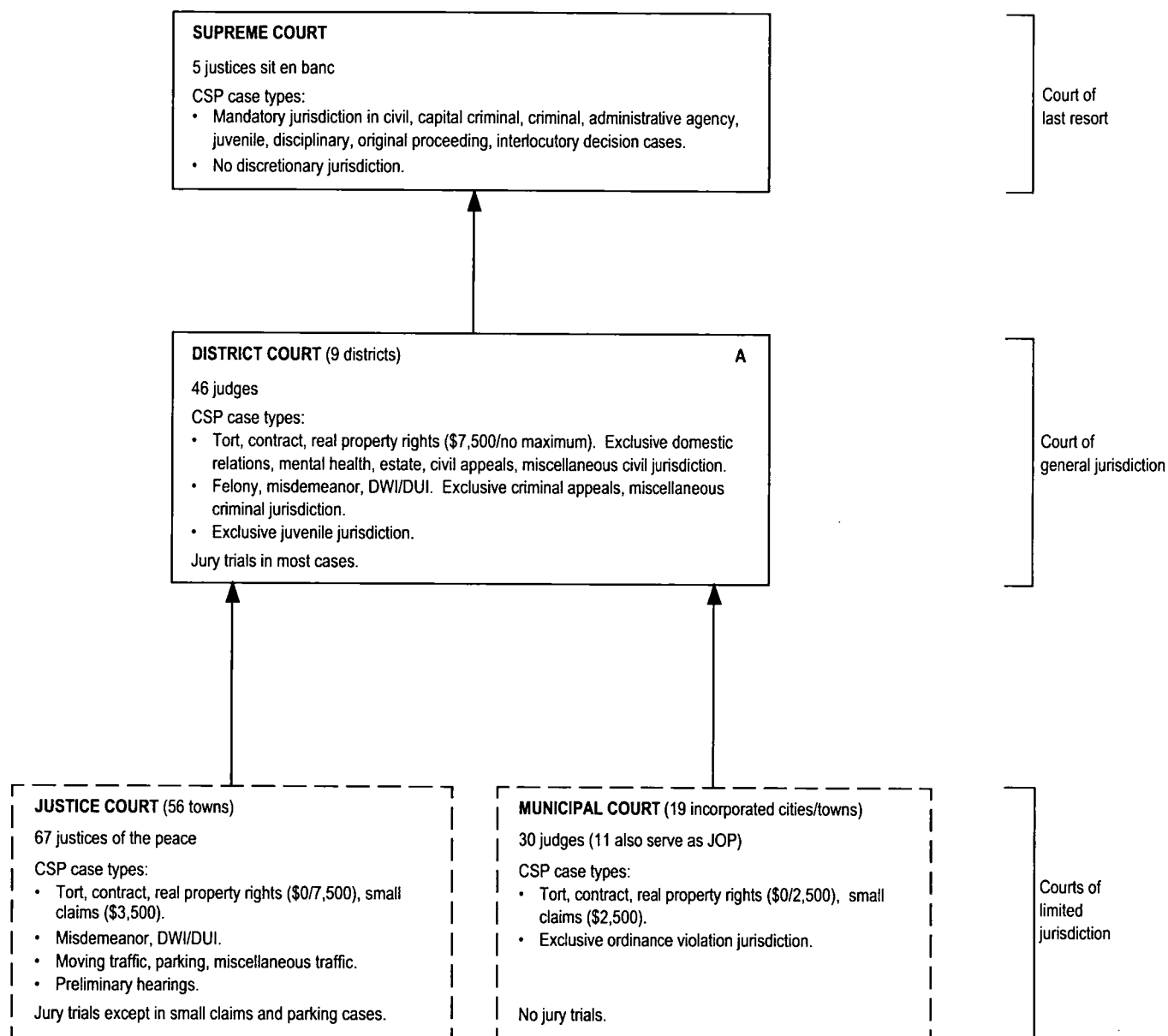


## NEBRASKA COURT STRUCTURE, 1995

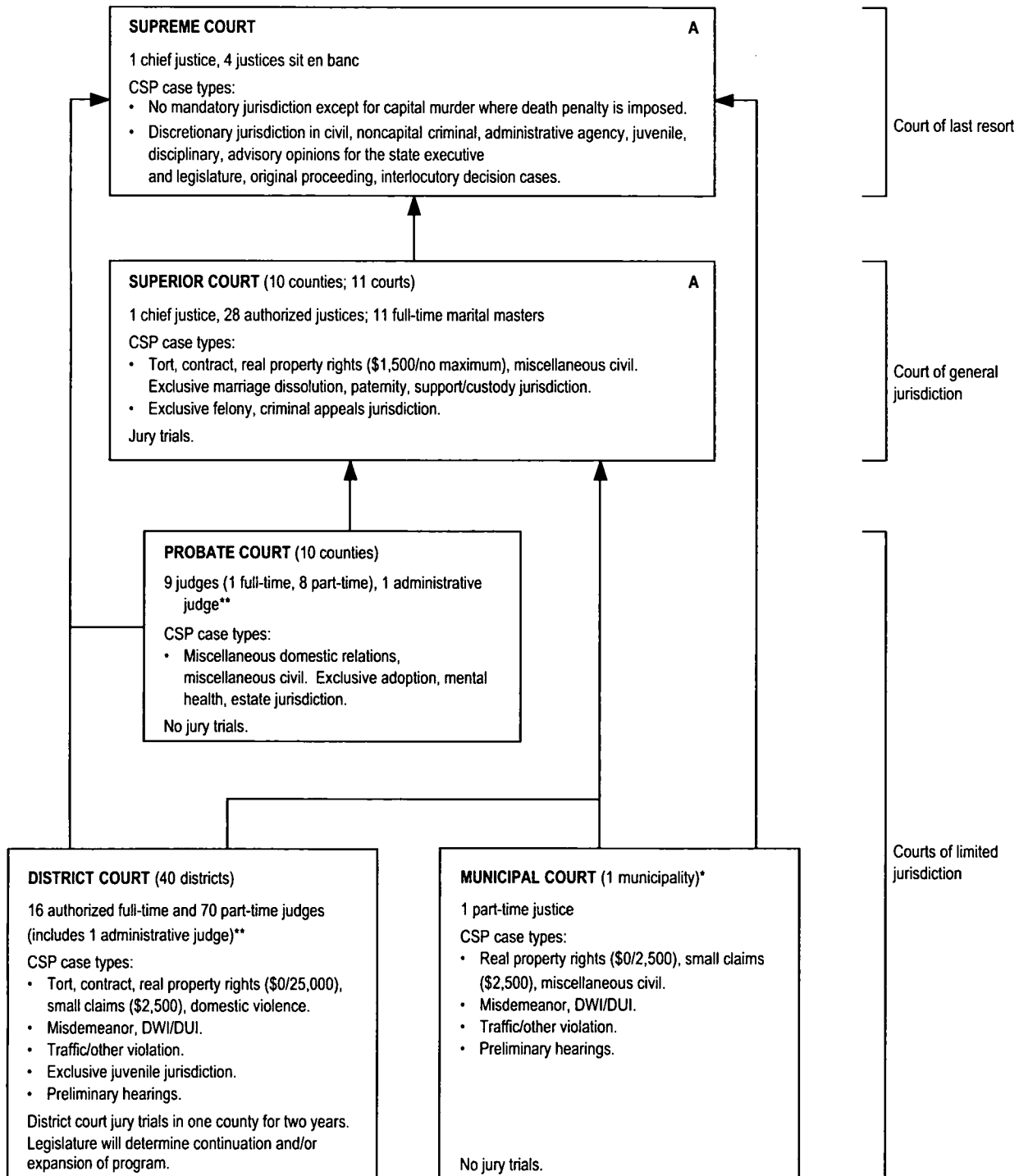


\* The Nebraska Court of Appeals was established September 6, 1991.

## NEVADA COURT STRUCTURE, 1995



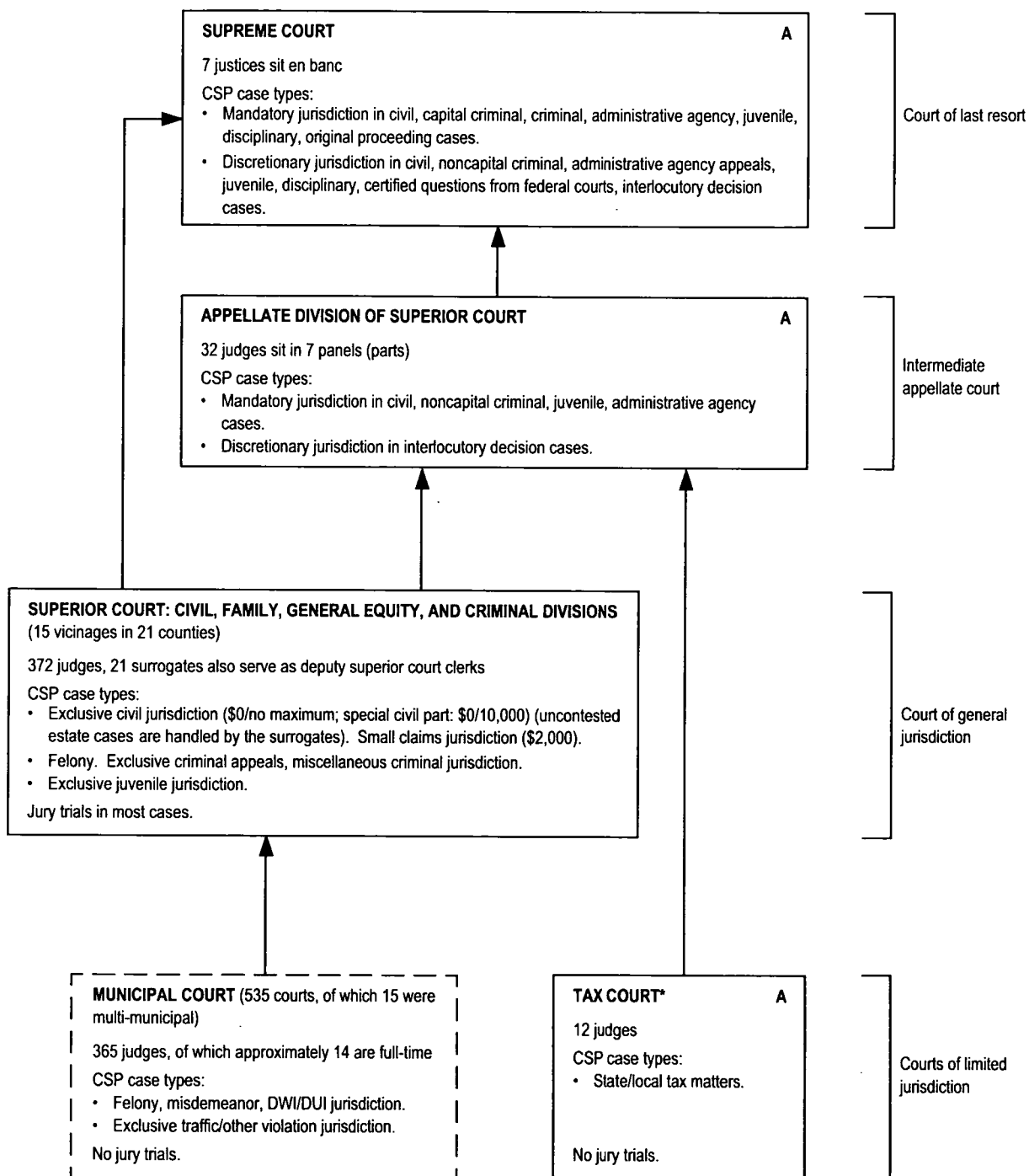
## NEW HAMPSHIRE COURT STRUCTURE, 1995



\* The municipal court is being phased out (by statute) upon retirement and/or resignation of sitting justices.

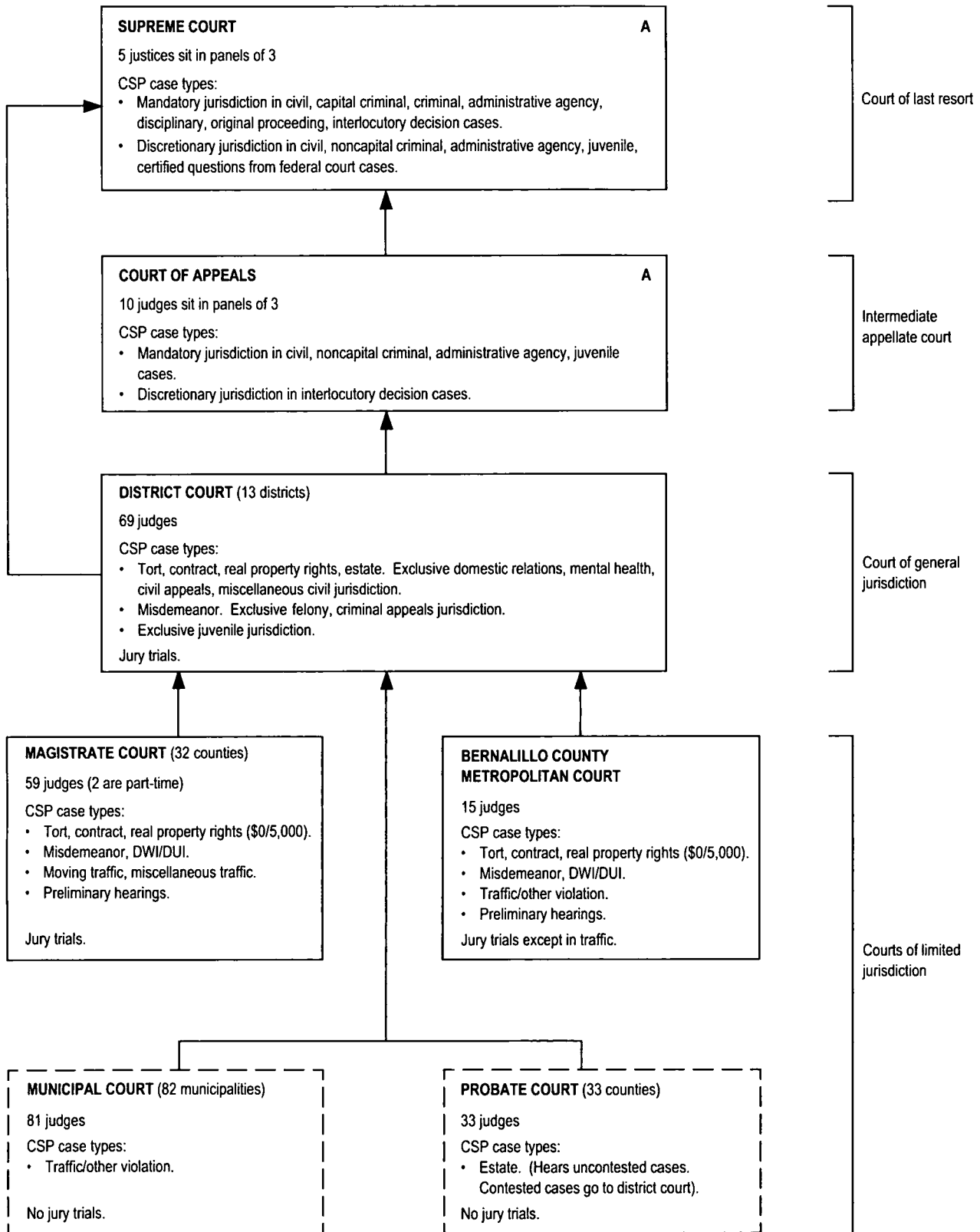
\*\* Administrative judges also sit on the bench.

## NEW JERSEY COURT STRUCTURE, 1995

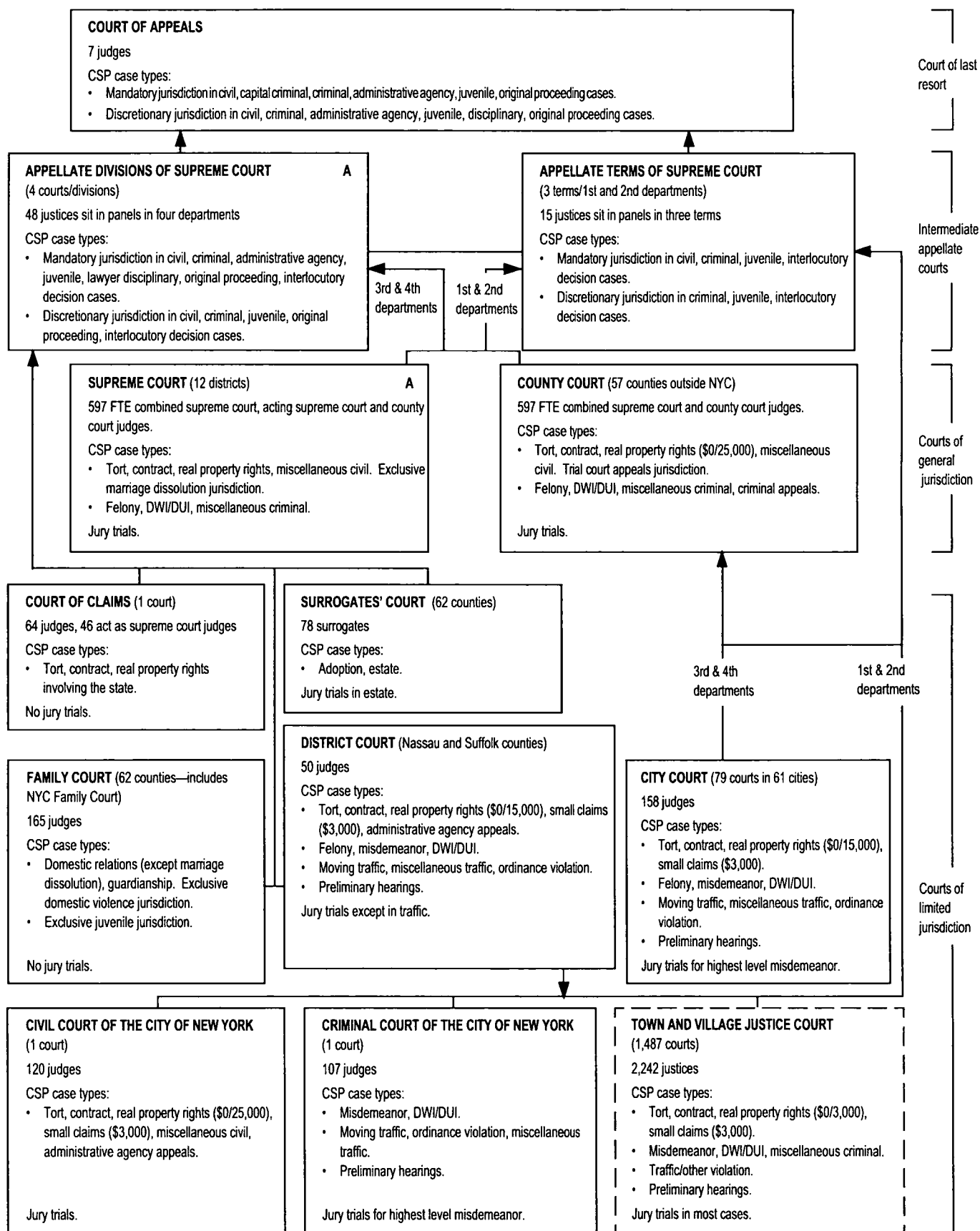


- \* Tax court is considered a limited jurisdiction court because of its specialized subject matter. Nevertheless, it receives appeals from administrative bodies and its cases are appealed to the intermediate appellate court. Tax court judges have the same general qualifications and terms of service as superior court judges and can be cross assigned.

## NEW MEXICO COURT STRUCTURE, 1995



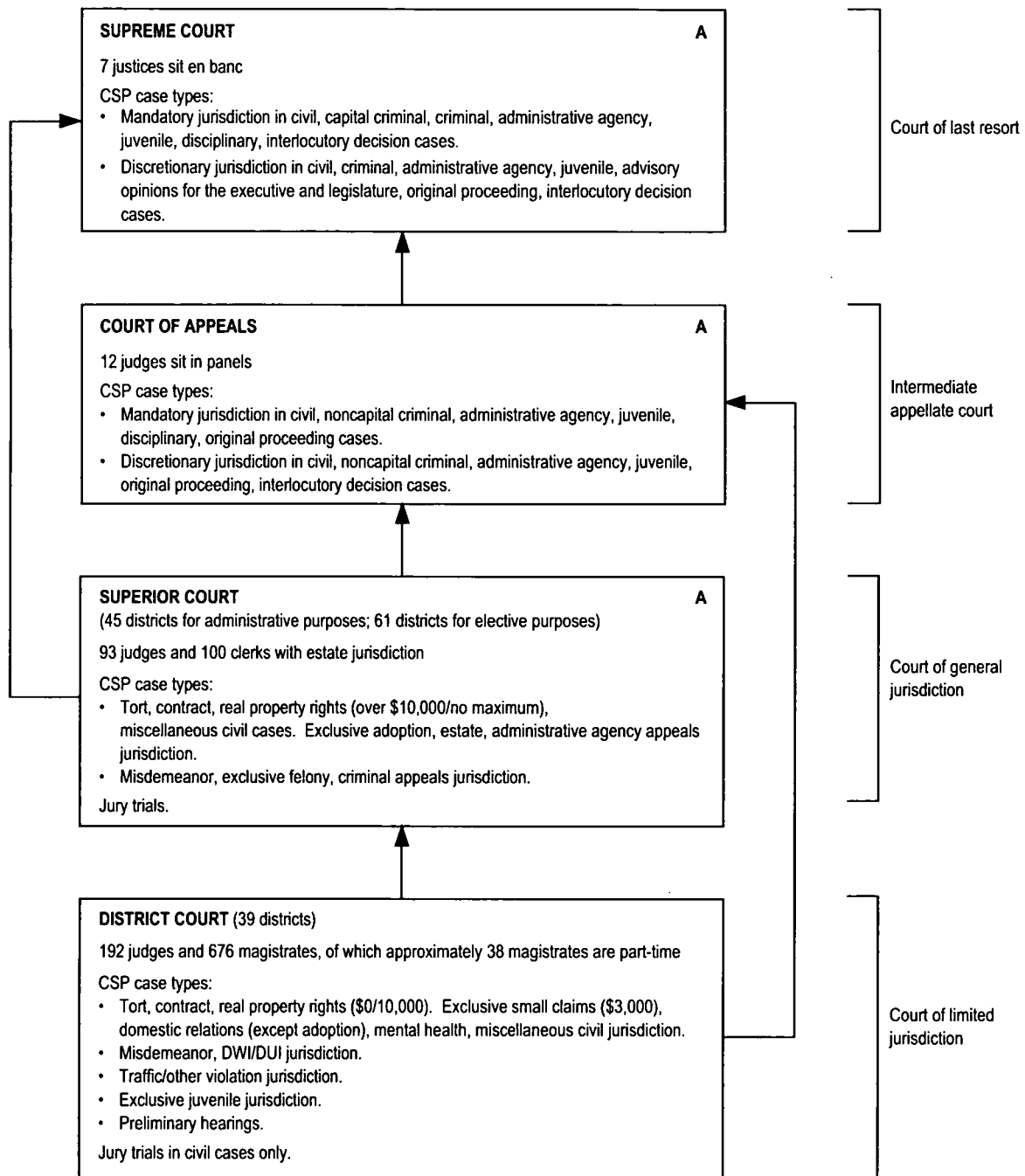
## NEW YORK COURT STRUCTURE, 1995\*



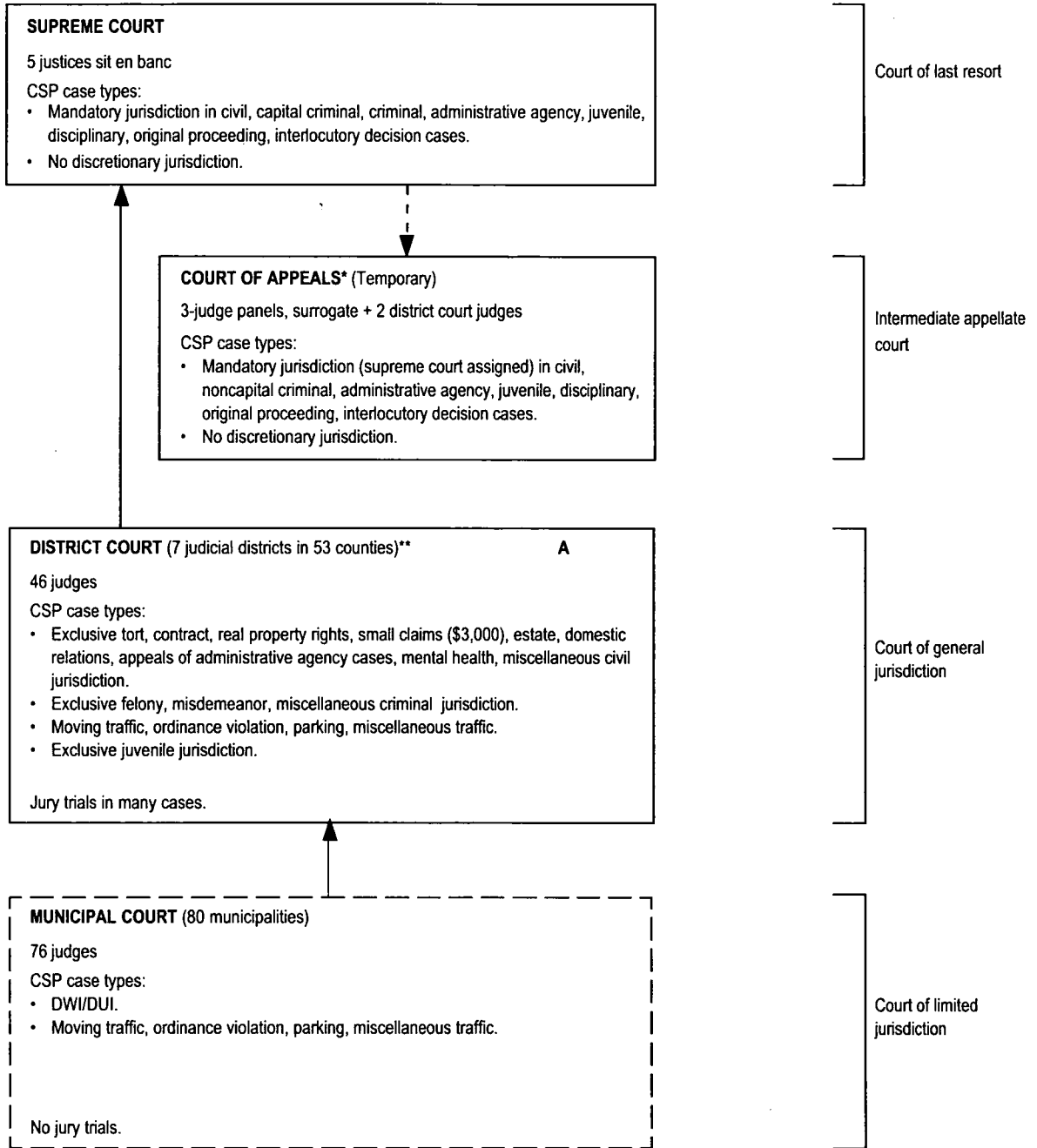
\* Unless otherwise noted numbers reflect statutory authorization. Many judges sit in more than one court so the number of judgeships indicated in this chart does not reflect the actual number of judges in the system.



## NORTH CAROLINA COURT STRUCTURE, 1995



## NORTH DAKOTA COURT STRUCTURE, 1995

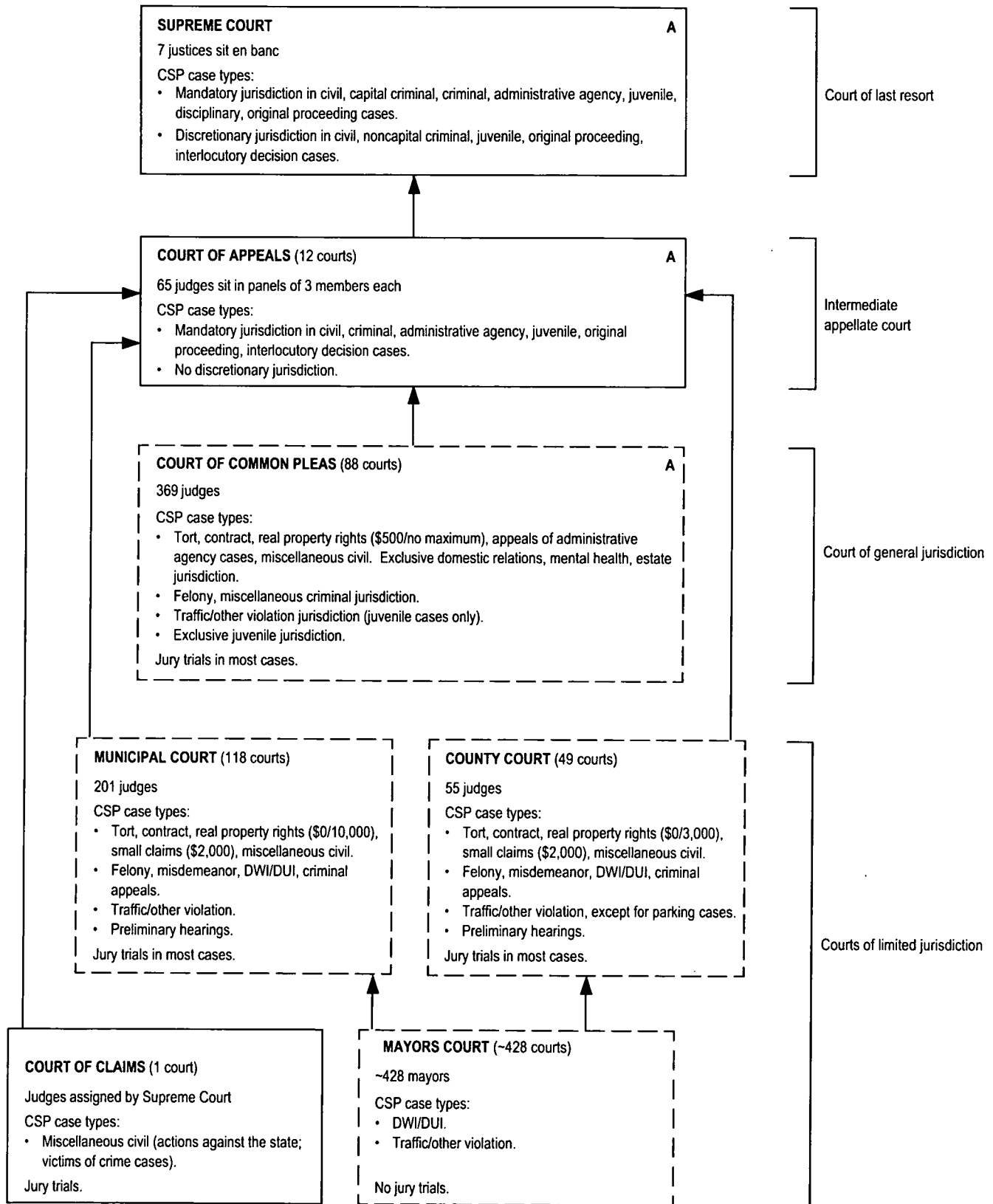


— — Indicates assignment of cases.

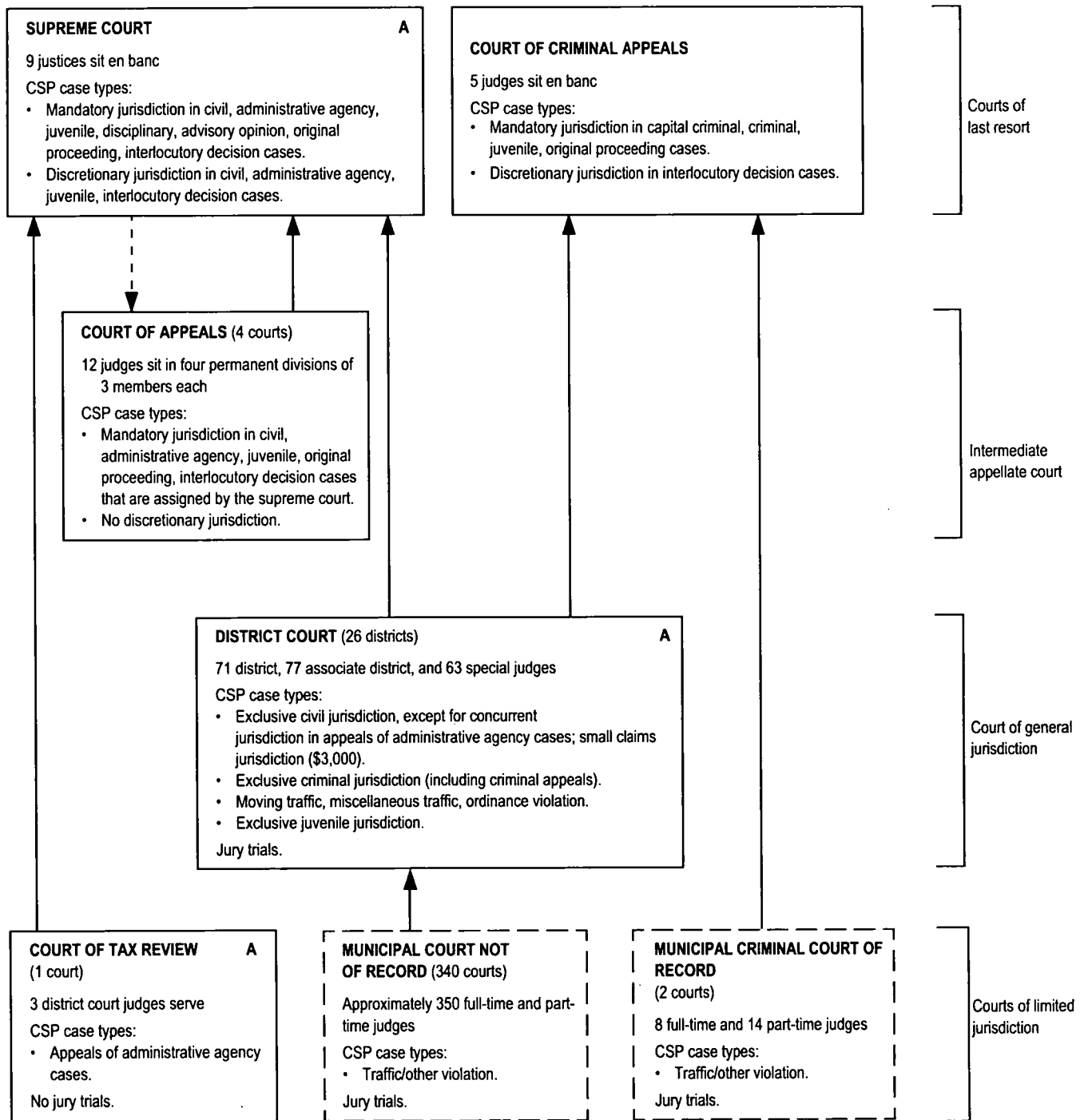
\* Effective July 1, 1987 through January 1, 2000, a temporary court of appeals is established to exercise appellate and original jurisdiction as delegated by the supreme court.

\*\* County Courts were abolished January 1, 1995 with the workload and positions absorbed into the District Court structure.

## OHIO COURT STRUCTURE, 1995

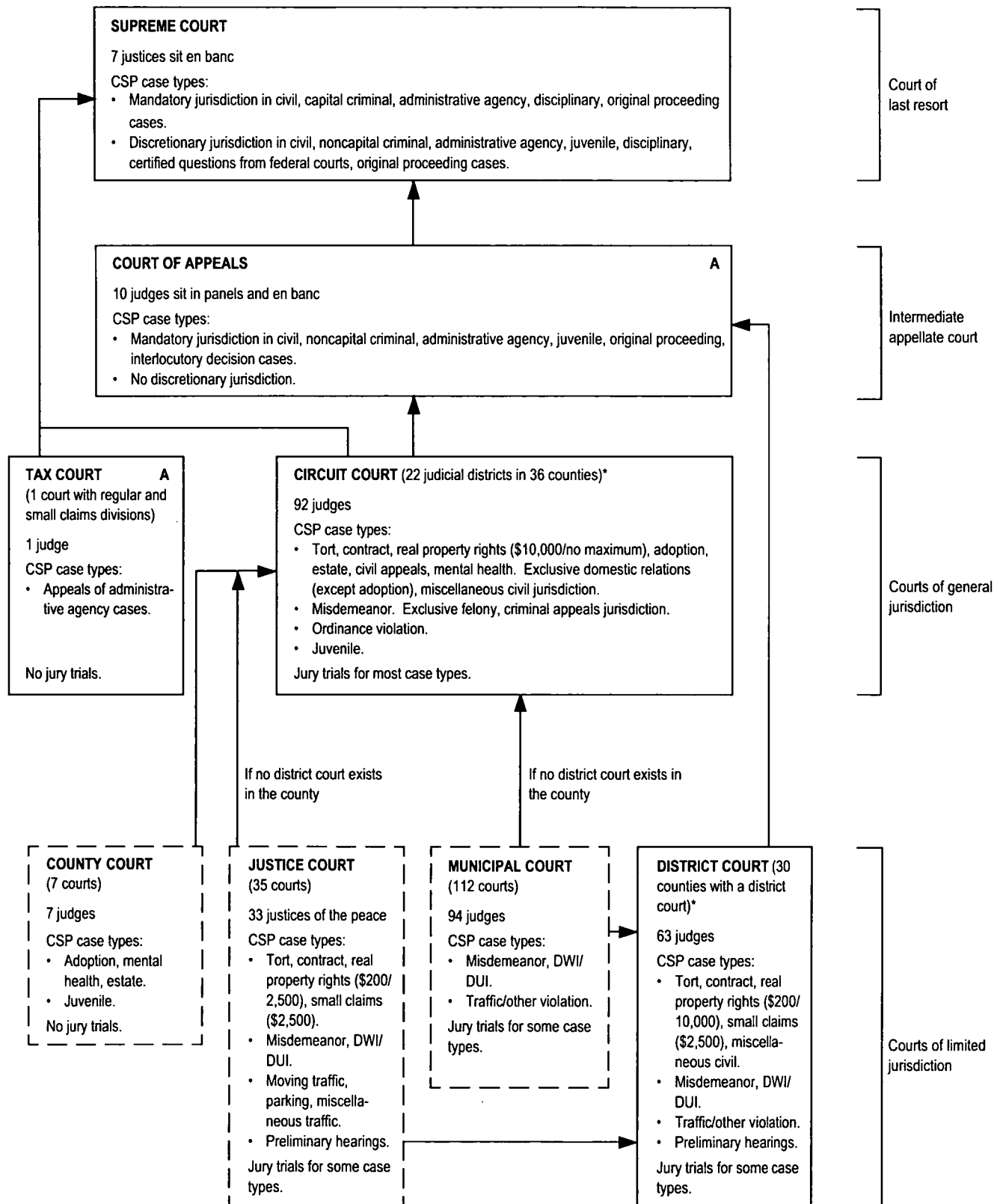


## OKLAHOMA COURT STRUCTURE, 1995



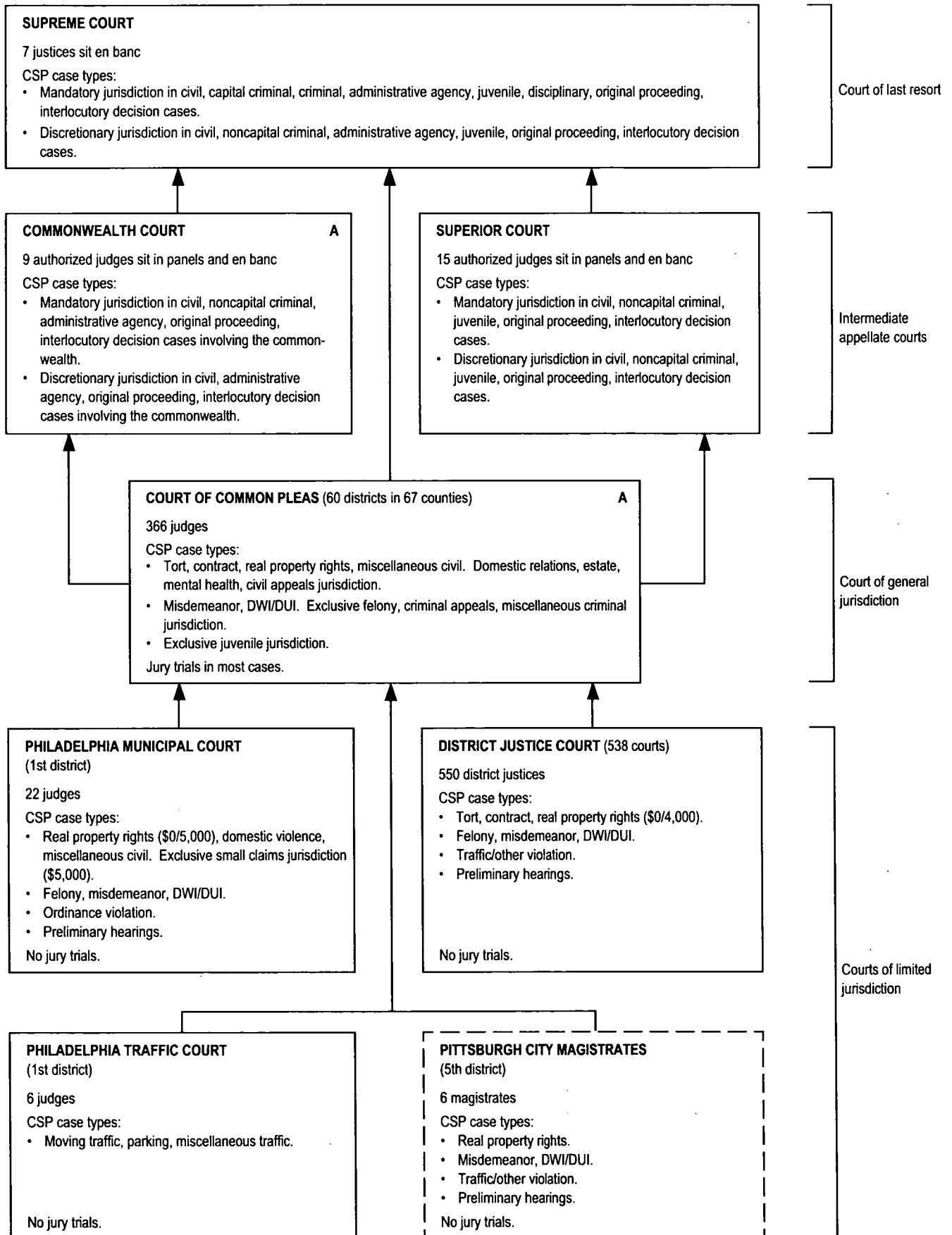
Oklahoma has a workers' compensation court, which hears complaints that are handled exclusively by administrative agencies in other states.

## OREGON COURT STRUCTURE, 1995

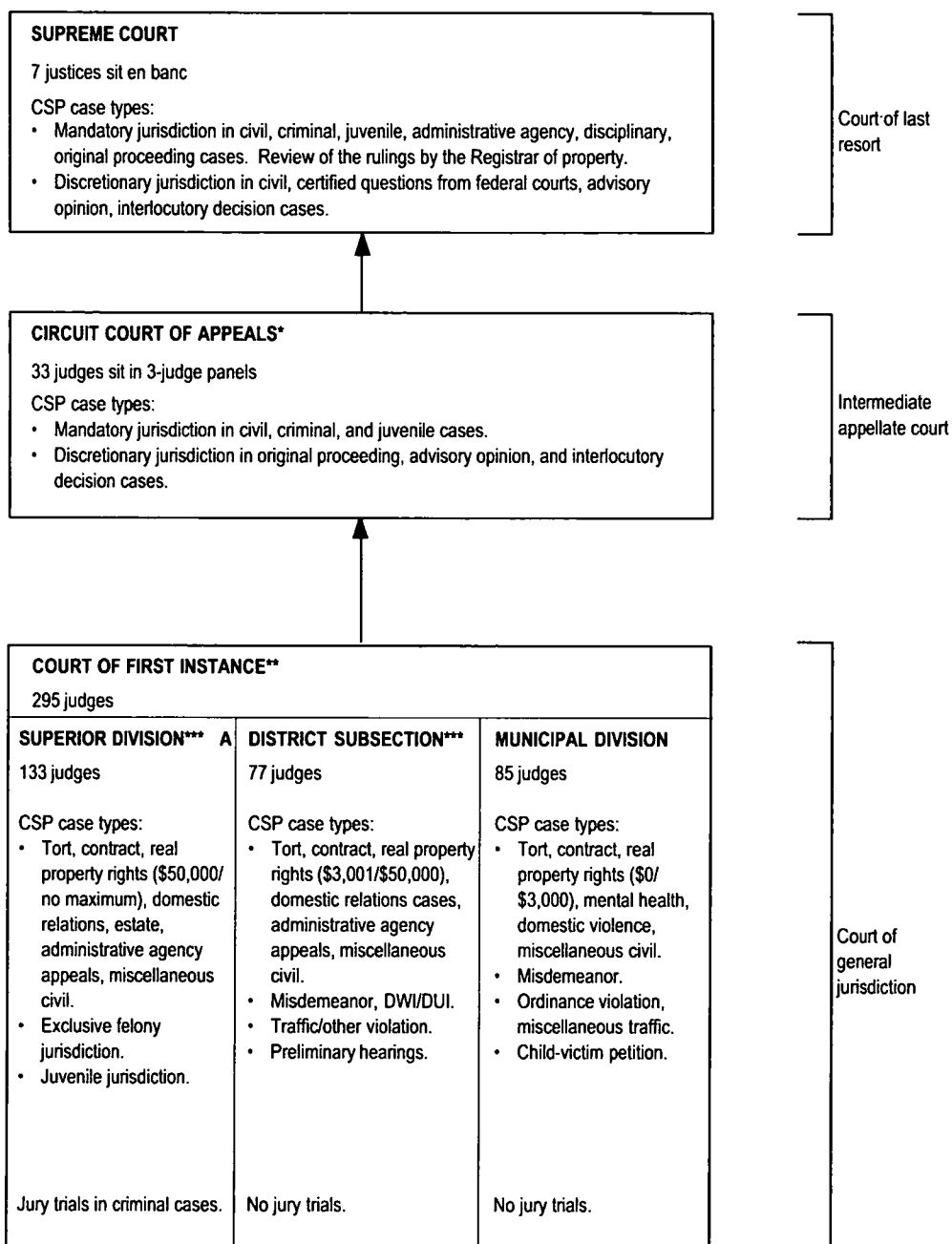


\* District Court jurisdiction resides in the Circuit Court for those six counties that do not have a District Court.

## PENNSYLVANIA COURT STRUCTURE, 1995



## PUERTO RICO COURT STRUCTURE, 1995

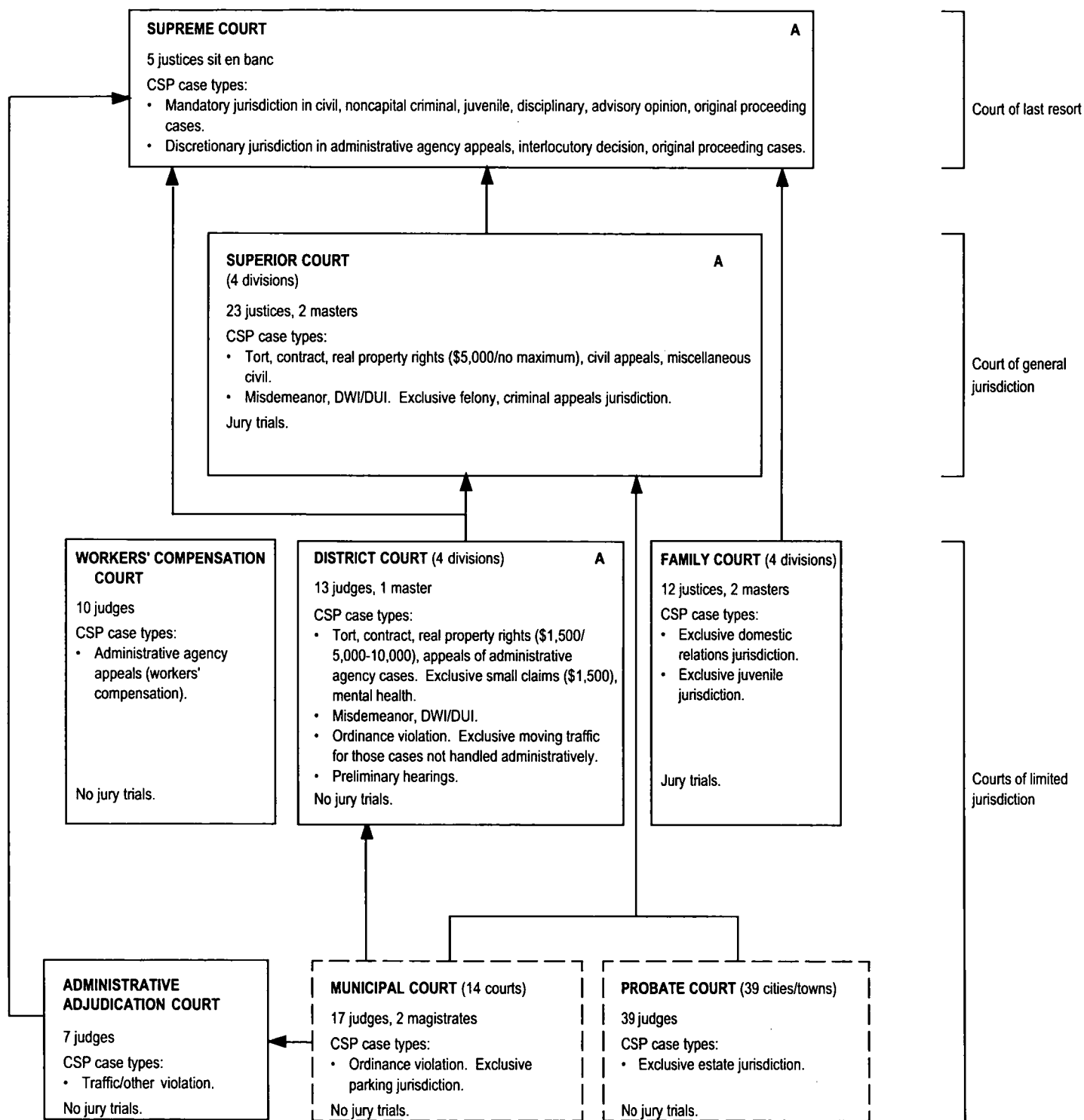


\* Created July 28, 1994; operational January 1, 1995.

\*\* Created in 1994; operational in 1995.

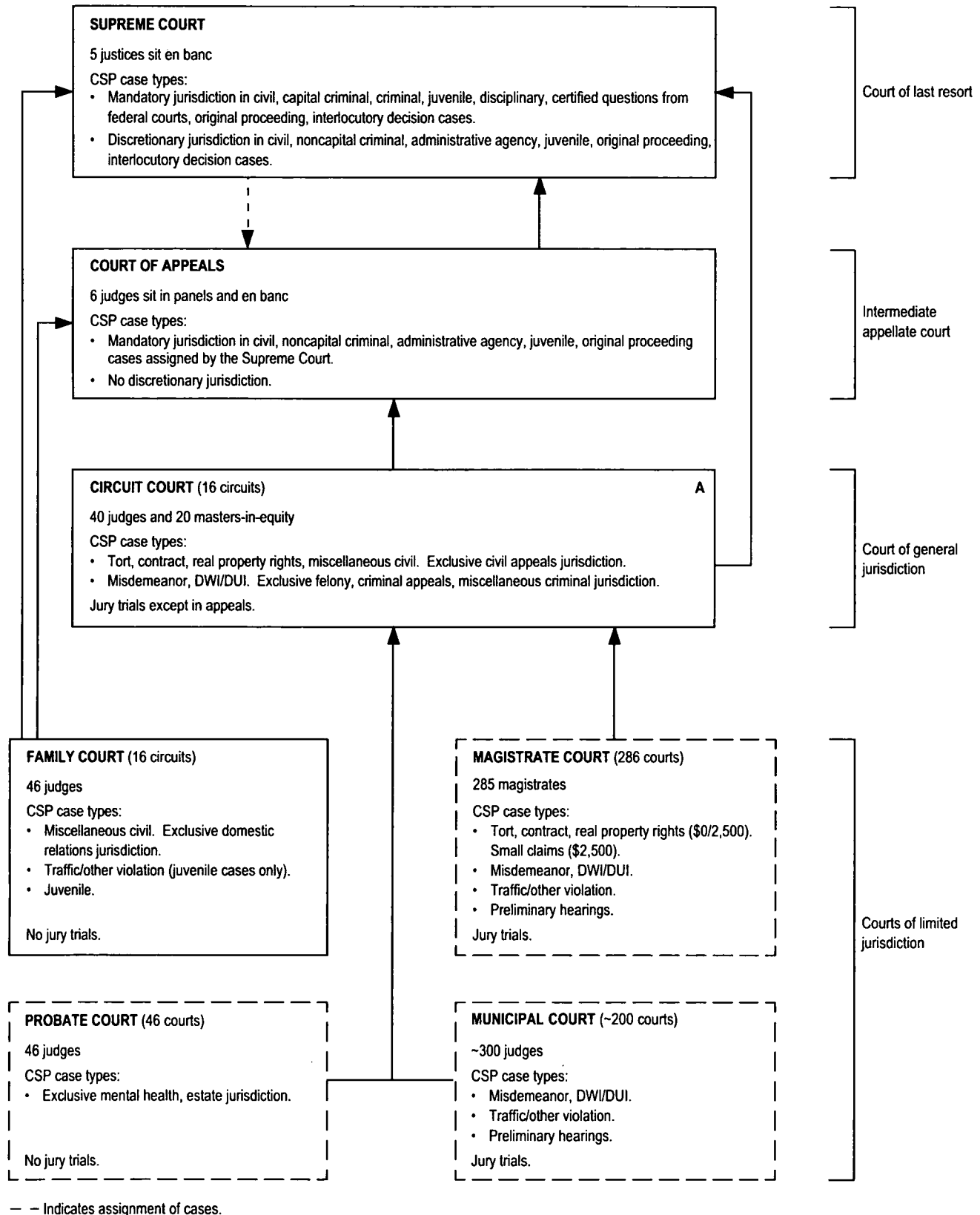
\*\*\* The Judicial Reform Act of 1994 establishes the eventual abolition of the District Subsection. The Superior Division has concurrent jurisdiction with the District Subsection during the process of its abolition.

## RHODE ISLAND COURT STRUCTURE, 1995

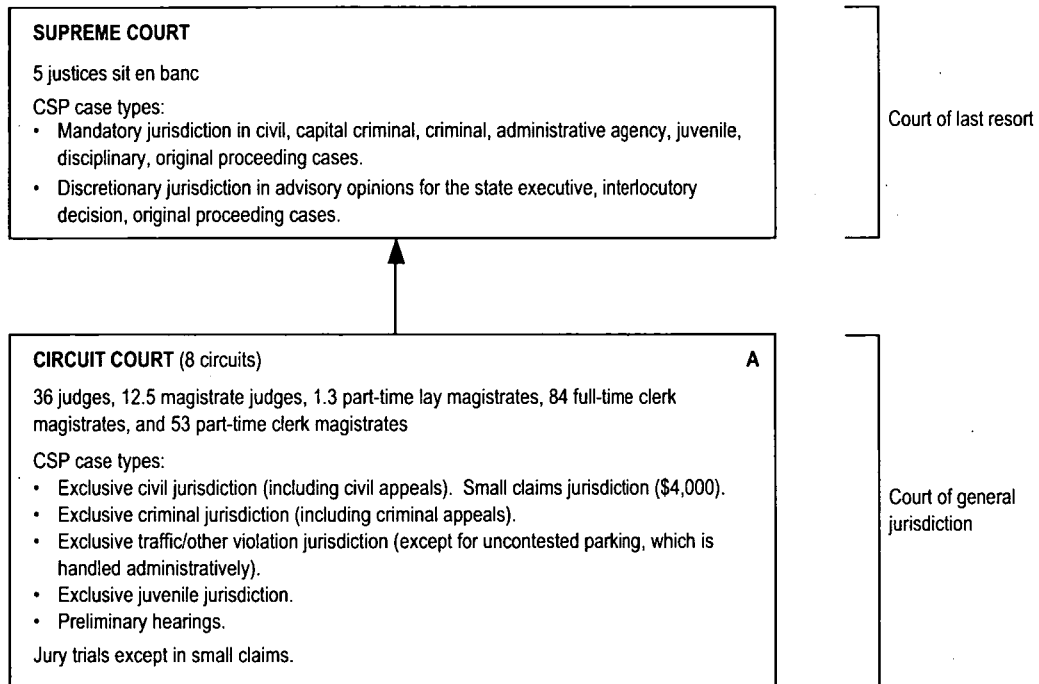




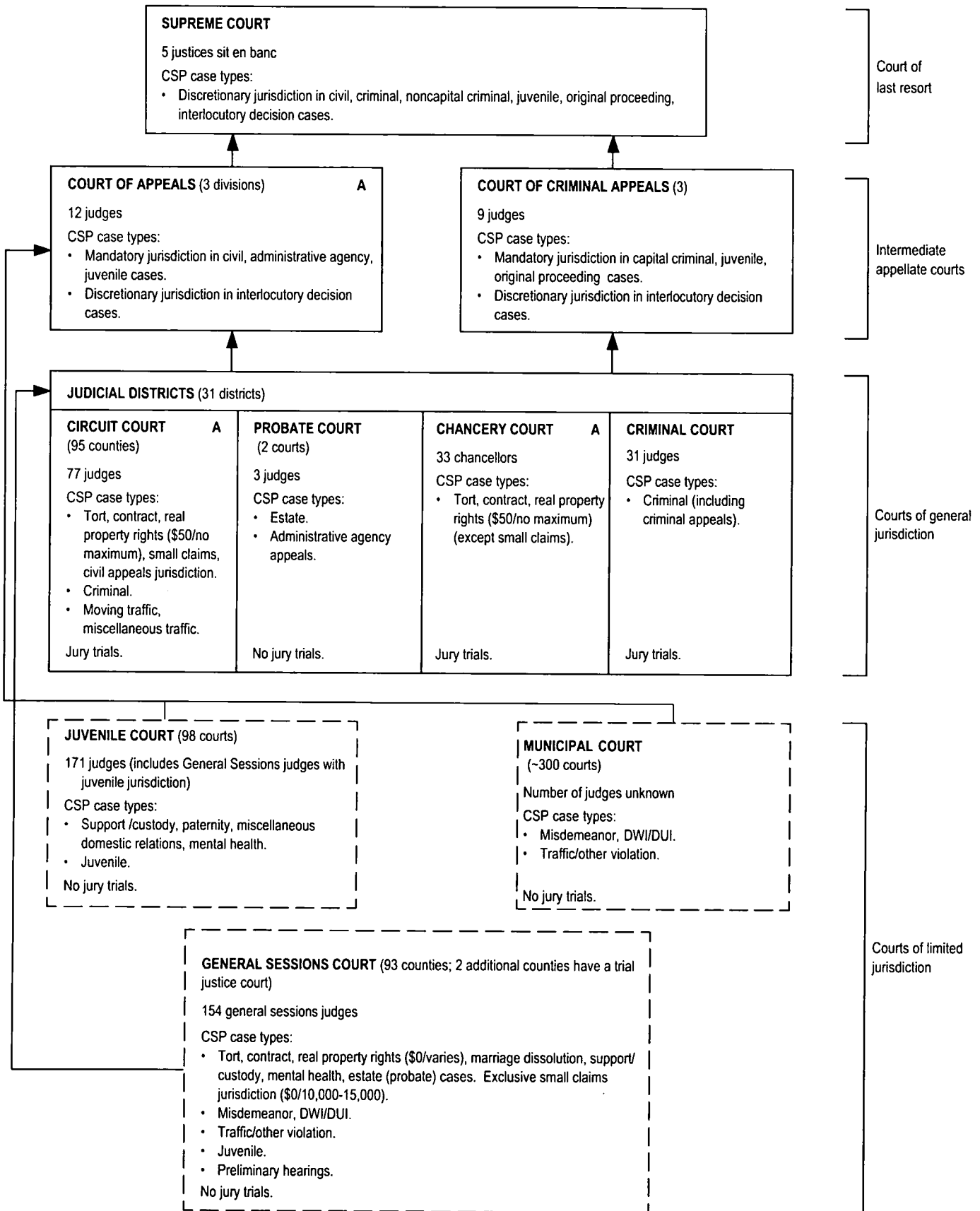
## SOUTH CAROLINA COURT STRUCTURE, 1995



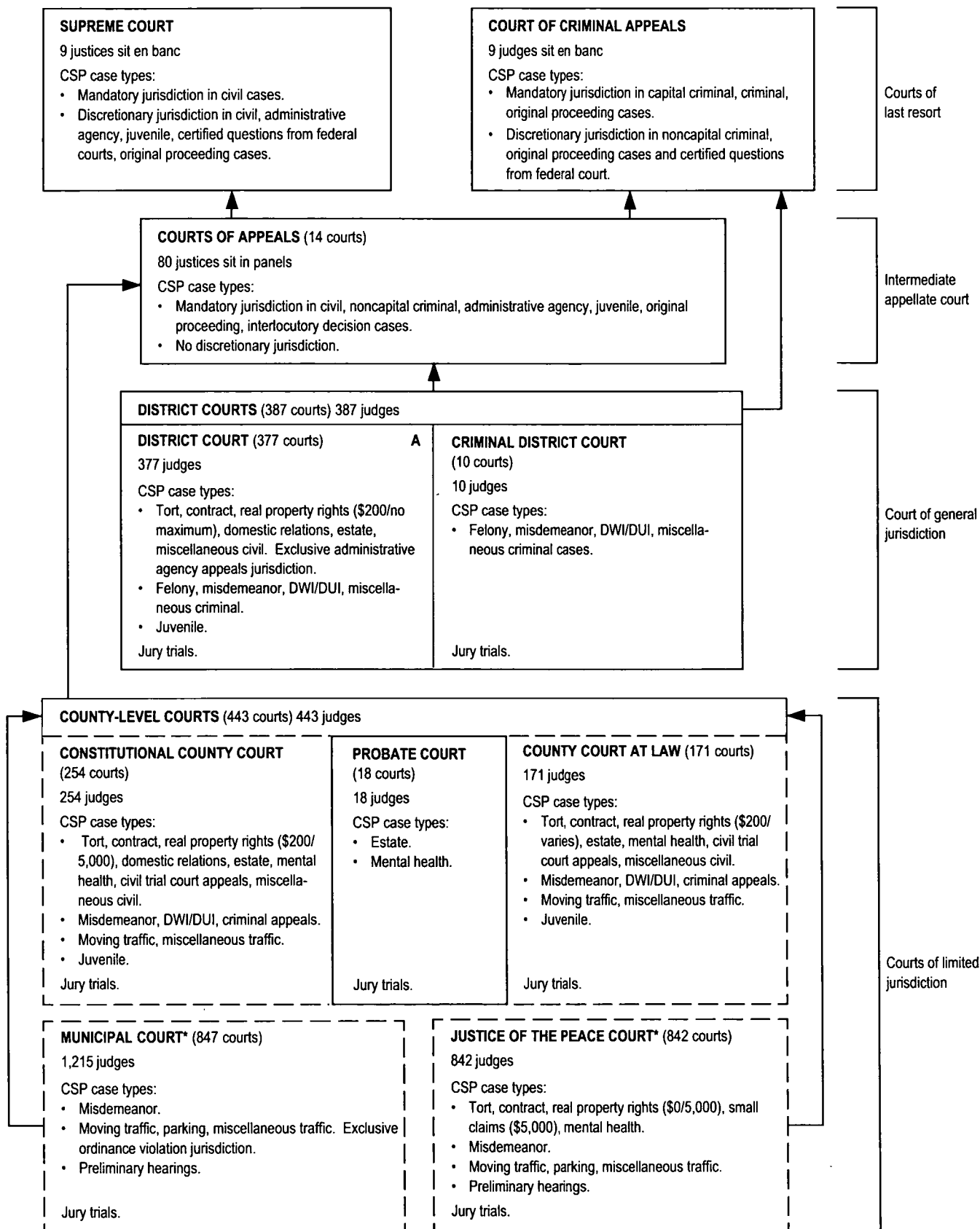
## SOUTH DAKOTA COURT STRUCTURE, 1995



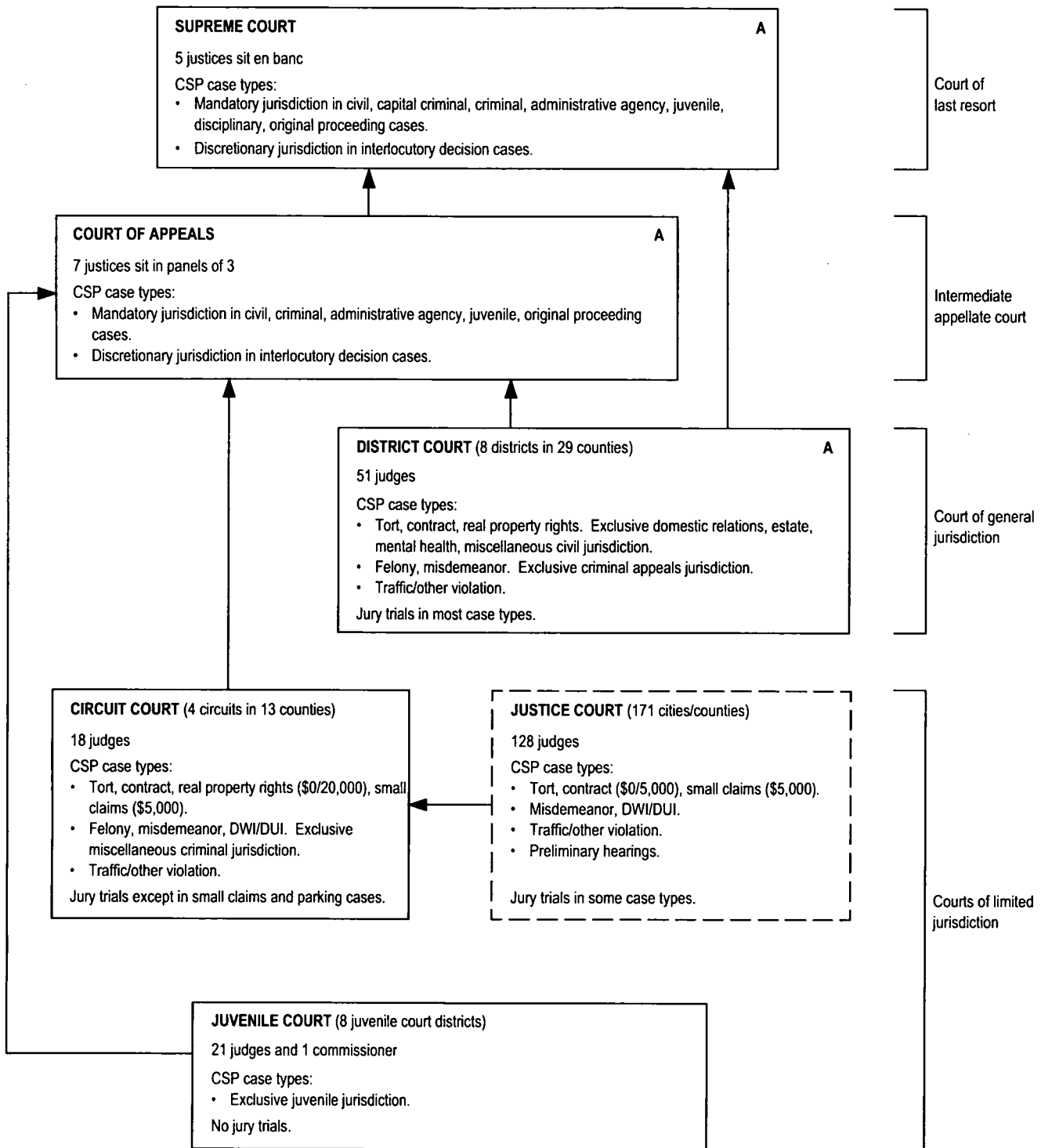
## TENNESSEE COURT STRUCTURE, 1995



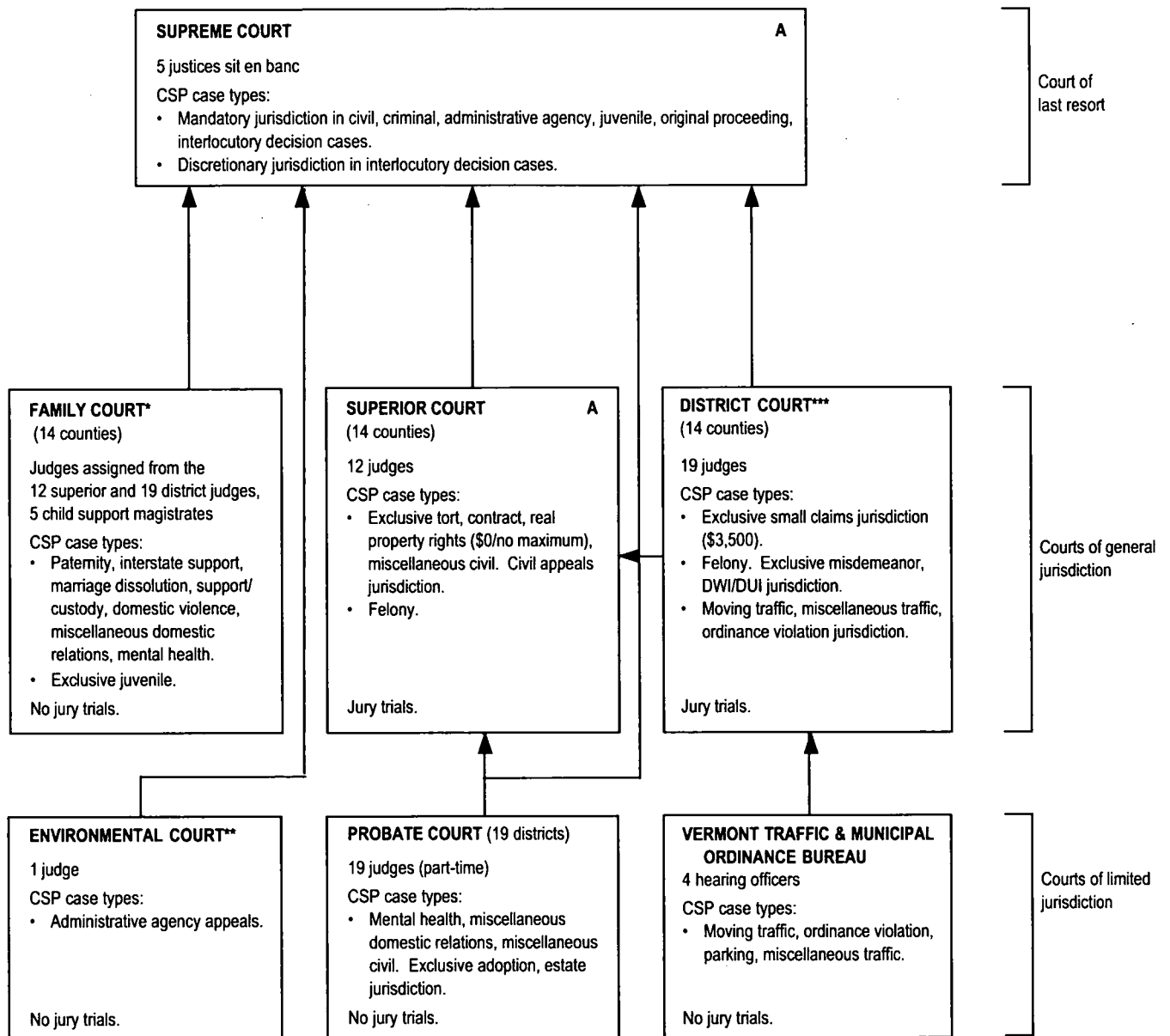
## TEXAS COURT STRUCTURE, 1995



## UTAH COURT STRUCTURE, 1995



## VERMONT COURT STRUCTURE, 1995

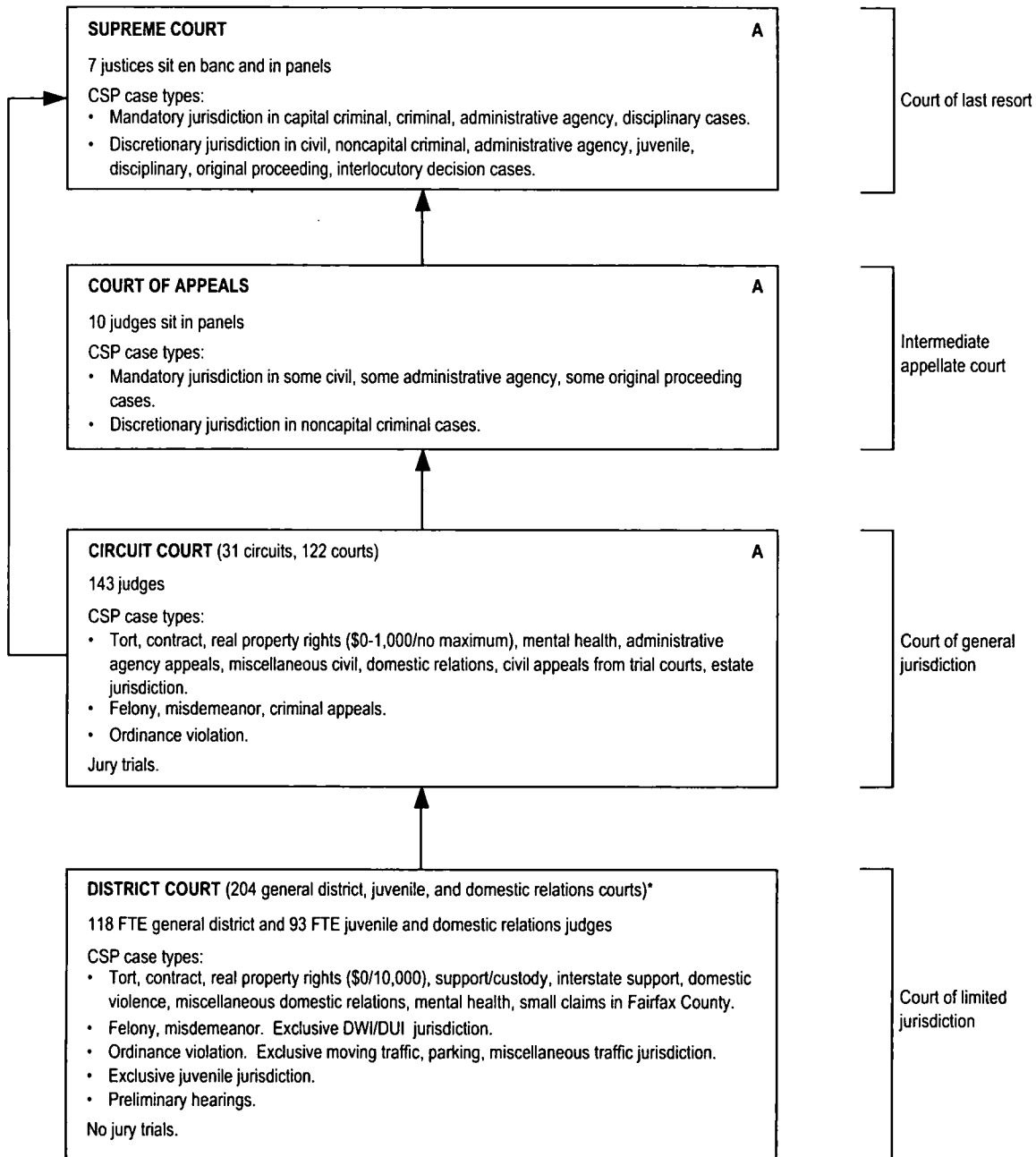


\* Vermont established a family court in 1990.

\*\* Vermont established an environmental court in 1990.

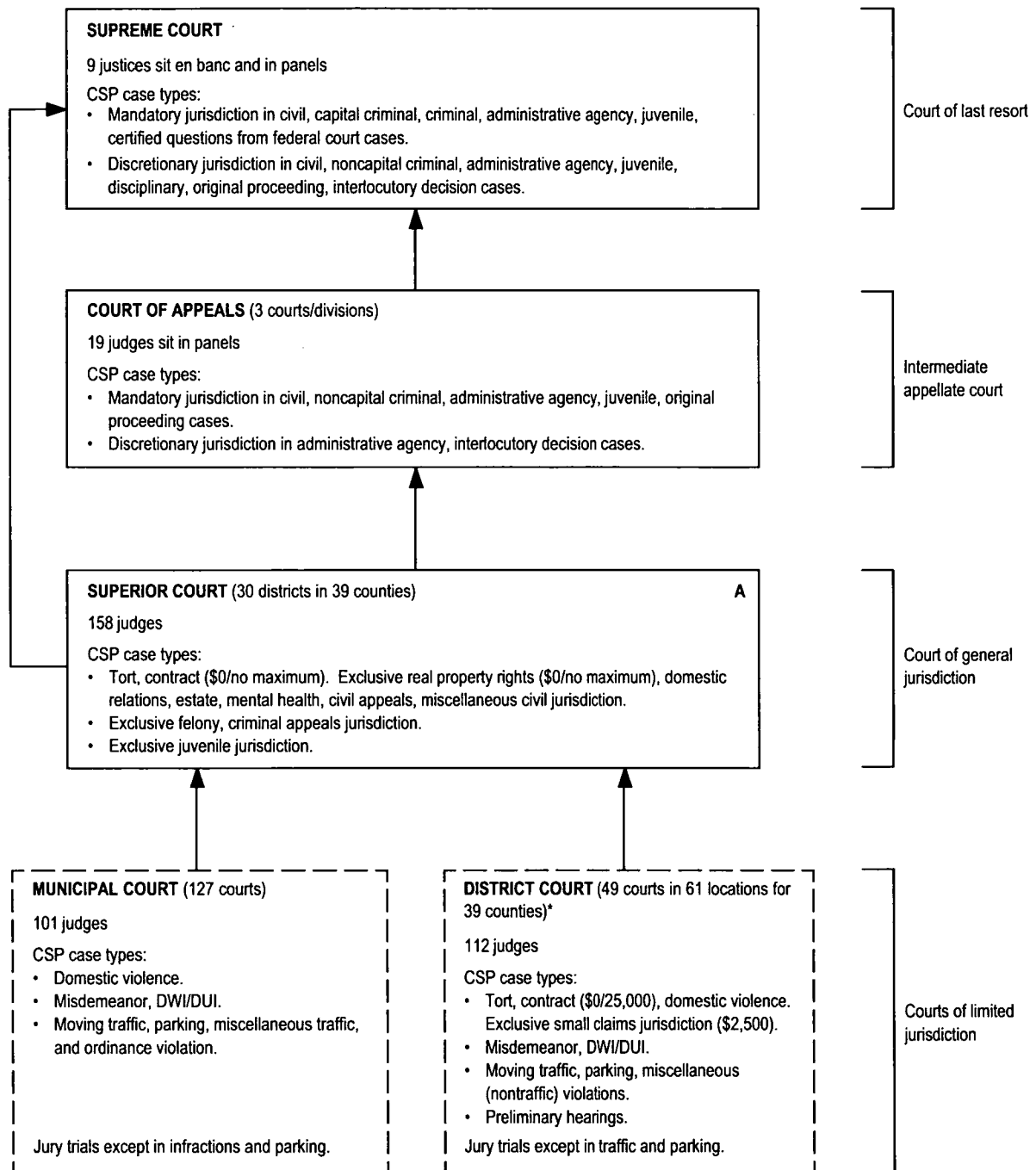
\*\*\* The district court, although created as a court of limited jurisdiction, has steadily increased its scope to include almost all criminal matters. In 1983, the district court was granted jurisdiction over all criminal cases, and has become the court of general jurisdiction for most criminal matters. A small number of appeals go to the superior court. Effective July 1, 1990, most traffic offenses became civil violations and were placed in the jurisdiction of the Vermont Traffic and Municipal Ordinance Bureau.

## VIRGINIA COURT STRUCTURE, 1995



\* The district court is referred to as the juvenile and domestic relations court when hearing juvenile and domestic relations cases, and as the general district court for the balance of the cases.

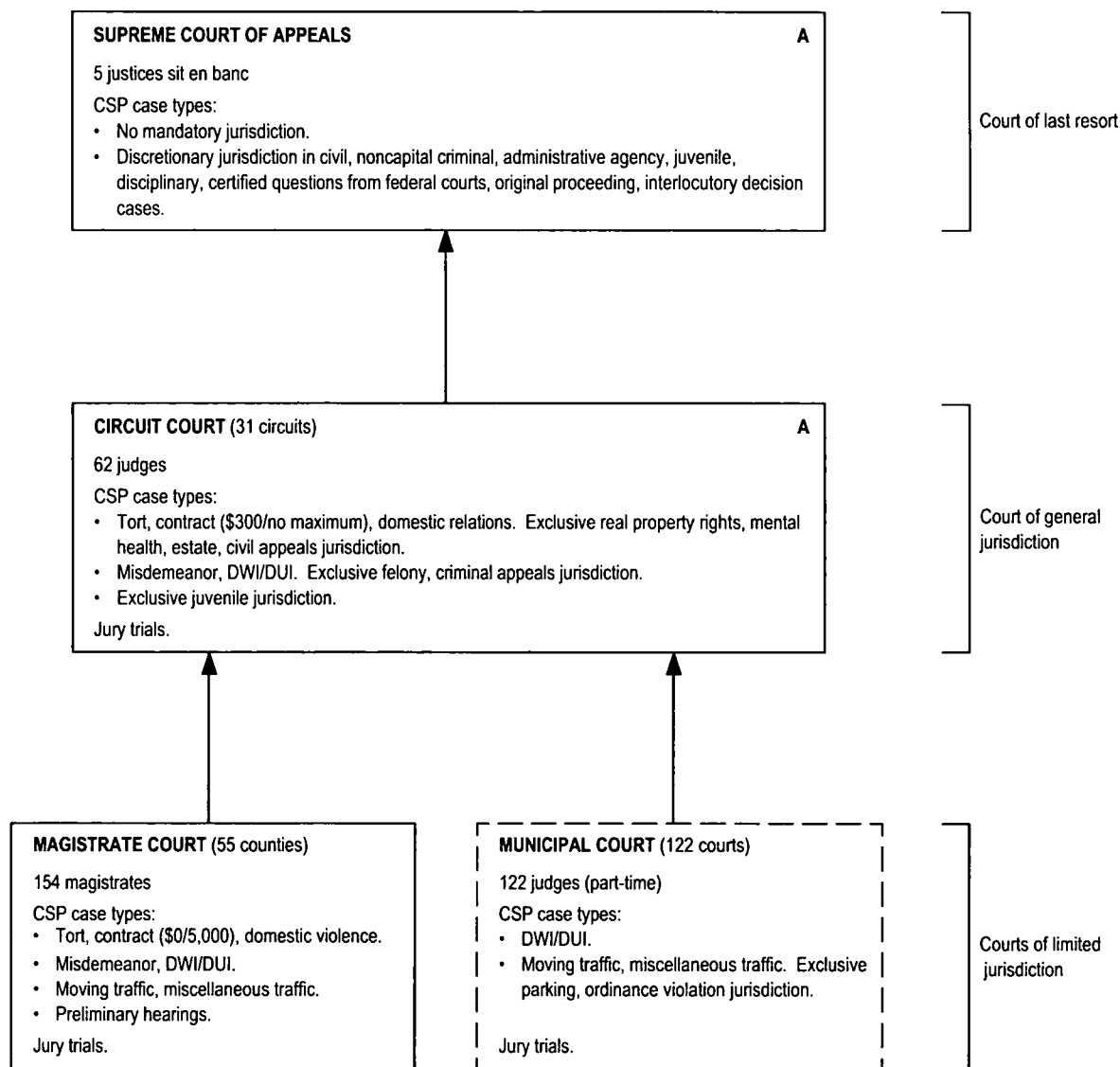
## WASHINGTON COURT STRUCTURE, 1995



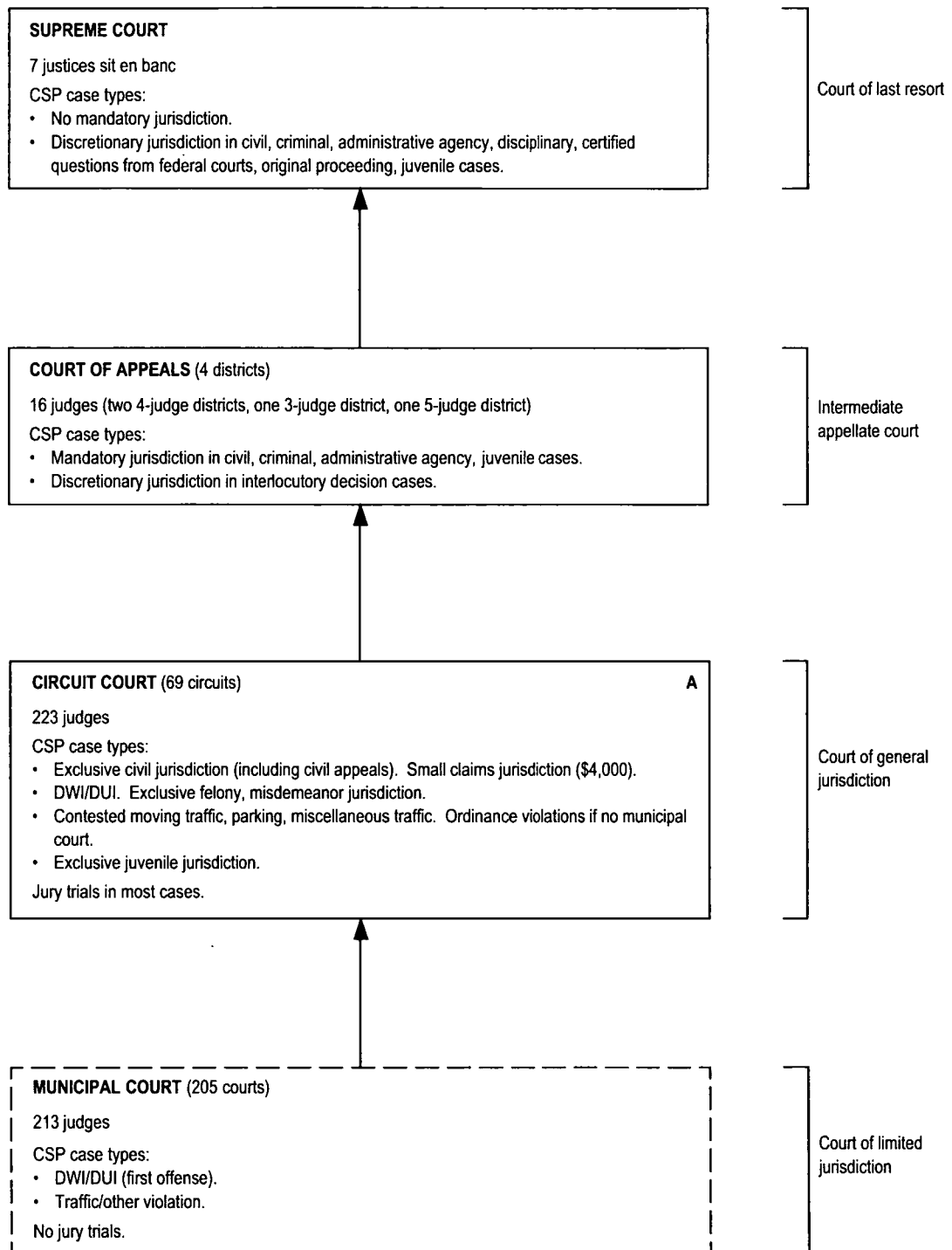
\* District court provides services to municipalities that do not have a municipal court.



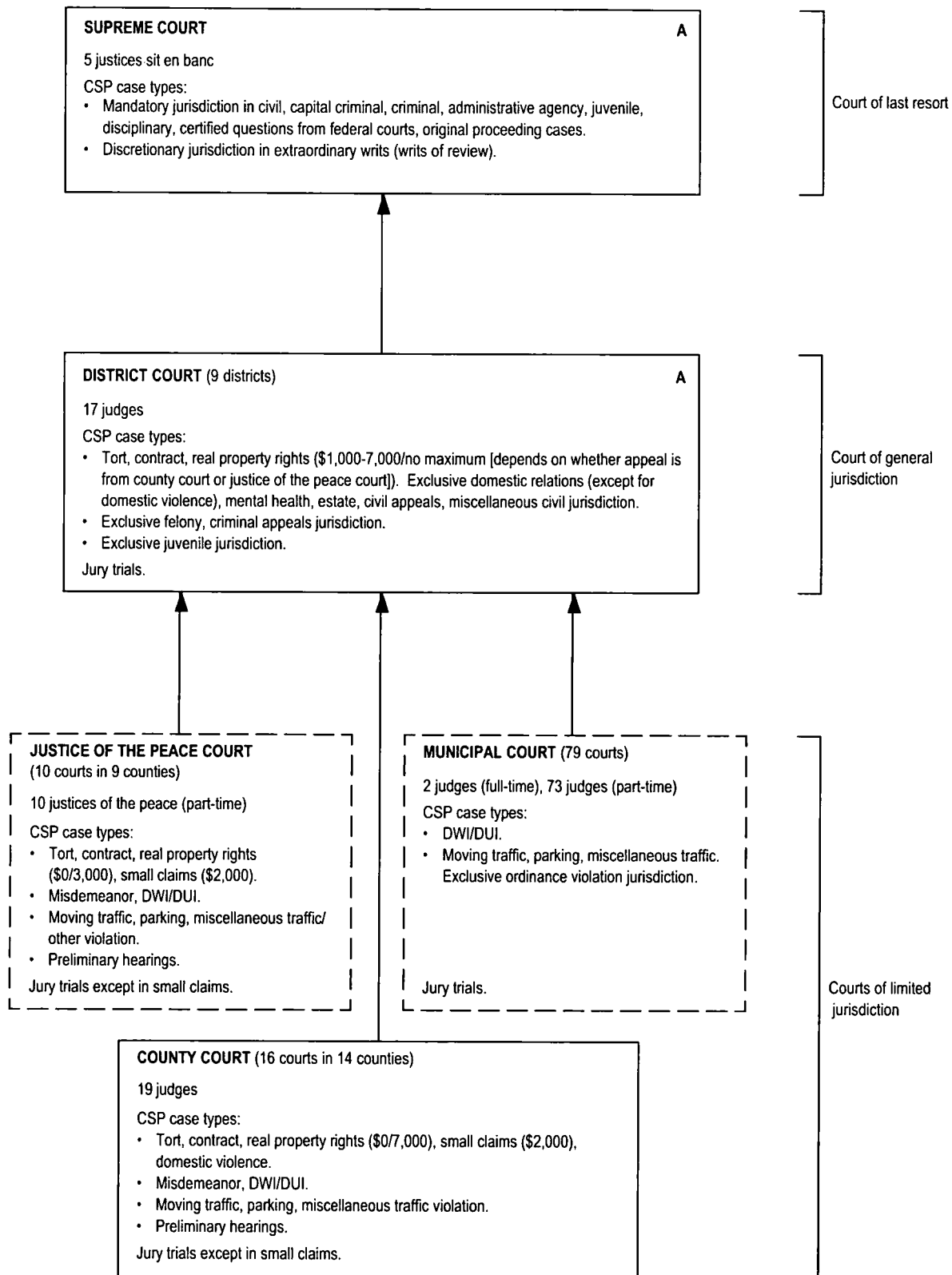
## WEST VIRGINIA COURT STRUCTURE, 1995



## WISCONSIN COURT STRUCTURE, 1995



## WYOMING COURT STRUCTURE, 1995





# **J**urisdiction and State Court Reporting Practices



**FIGURE A: Reporting Periods for All State Courts, 1995**

State	Reporting periods			
	January 1, 1995 to December 31, 1995	July 1, 1994 to June 30, 1995	September 1, 1994 to August 31, 1995	October 1, 1994 to September 30, 1995
Alabama				X
Alaska		X		
Arizona		X		
Arkansas		X		
California		X		
Colorado		X		
Connecticut	X Probate Court	X		
Delaware		X		
District of Columbia	X			
Florida	X			
Georgia	X All trial courts Court of Appeals		X Supreme Court (Aug. 1, 1993- July 31, 1994)	
Hawaii		X		
Idaho	X			
Illinois	X			
Indiana	X			
Iowa	X			
Kansas		X		
Kentucky		X		
Louisiana	X			
Maine		X		
Maryland		X		
Massachusetts		X	X Supreme Judicial Court	
Michigan	X			
Minnesota	X			
Mississippi	X			
Missouri		X		
Montana	X Supreme Court District Court	X City Court Justice of the Peace Court Municipal Court		
Nebraska	X Supreme Court Court of Appeals District Court County Court Separate Juvenile	X Workers' Compensation Court		

(continued on next page)

FIGURE A: Reporting Periods for All State Courts, 1995 (continued)

State	Reporting periods			
	January 1, 1995 to December 31, 1995	July 1, 1994 to June 30, 1995	September 1, 1994 to August 31, 1995	October 1, 1994 to September 30, 1995
Nevada	X District Court		X Supreme Court (April 1993 - March 1994)	
New Hampshire	X Supreme Court Superior Court District Court Municipal Court	X Probate Court		
New Jersey		X		
New Mexico		X		
New York	X			
North Carolina		X		
North Dakota	X			
Ohio	X			
Oklahoma		X		
Oregon	X			
Pennsylvania	X			
Puerto Rico	X All appellate courts	X All trial courts		
Rhode Island	X			
South Carolina	X			
South Dakota		X		
Tennessee	X Juvenile Court Probate Court	X		
Texas			X	
Utah	X All appellate courts	X All trial courts		
Vermont		X		
Virginia	X			
Washington	X			
West Virginia	X			
Wisconsin	X			
Wyoming	X			

Note: Unless otherwise indicated, an "X" means that all of the trial and appellate courts in that state report data for the time period indicated by the column.

Source: State administrative offices of the courts.



**FIGURE B: Methods of Counting Cases in State Appellate Courts, 1995**

State/Court name:	Court type	Case counted at:				Case filed with:		Does the court count reinstated/reopened cases in its count of new filings?		
		Filing of				Trial court	Appellate court	No	Rarely	Yes, or frequently as new case
		Notice of appeal	the trial record	Record plus briefs	Other point					
ALABAMA:										
Supreme Court	COLR	X	O	O	O	X	O	X	O	O
Court of Civil Appeals	IAC	X	O	O	O	X	O	X	O	O
Court of Criminal Appeals	IAC	X	O	O	O	X	O	X	O	O
ALASKA:										
Supreme Court	COLR	X	O	O	O	X	O	IDENTIFIED SEPARATELY		
Court of Appeals	IAC	X	O	O	O	X	O	IDENTIFIED SEPARATELY		
ARIZONA:										
Supreme Court	COLR	X-CR	O	O	X *	O	O	X	COUNTED SEPARATELY	
Court of Appeals	IAC	X-CR *	X *	X *	X	O (except industrial cases & civil petition for special action)	X (only industrial cases & civil petition for special action)	X	COUNTED SEPARATELY	
ARKANSAS:										
Supreme Court	COLR	O	X	O	O	X	O	O	X	O
Court of Appeals	IAC	O	X	O	O	X	O	O	X	O
CALIFORNIA:										
Supreme Court	COLR	X*	X	O	O	X (death penalty only)	COLR (if petition for review of IAC)	X	O	O
Courts of Appeal	IAC	O	X	O	O	X	O	X	O	O
COLORADO:										
Supreme Court	COLR	X	O	O	O	O	X	IDENTIFIED SEPARATELY		
Court of Appeals	IAC	X	O	O	O	O	X	IDENTIFIED SEPARATELY		
CONNECTICUT:										
Supreme Court	COLR	X	O	O	O	X	O	X (if motion to open)	O	O
Appellate Court	IAC	X	O	O	O	X	O	X (if motion to open or if remand by COLR)	O	O
DELAWARE:										
Supreme Court	COLR	X	O	O	O	O	X	X	O	O
DISTRICT OF COLUMBIA:										
Court of Appeals	COLR	X	O	O	O	X	O	IDENTIFIED SEPARATELY		

(continued on next page)

FIGURE B: Methods of Counting Cases in State Appellate Courts, 1995 (continued)

State/Court name:	Court type	Case counted at:				Case filed with:		Does the court count reinstated/reopened cases in its count of new filings?		
		Filing of				Trial court	Appellate court	No	Rarely	Yes, or frequently as new case
		Notice of appeal	the trial record	Record plus briefs	Other point					
FLORIDA:										
Supreme Court	COLR	X	O	O	O	X	IAC	X	O	O
District Courts of Appeal	IAC	X	O	O	O	X	(ADM. AGY. and Workers' Comp.)	X	O	O
GEORGIA:										
Supreme Court	COLR	O	X	O	X	O	X (notice of appeal)	O	O	X (if new appeal)
Court of Appeals	IAC	O	X	O	O	X	X	X	O	O
HAWAII:										
Supreme Court	COLR	O	X	O	O	X	X (original proceeding)	O	O	X
Intermediate Court of Appeals	IAC	O	O	O	X (when assigned by COLR)	O	O	O	O	X
IDAHO:										
Supreme Court	COLR	X	O	O	X (appeal from trial court)	X (COLR if appeal from IAC)	X	O	X	O
Court of Appeals	IAC	O	O	O	X (when assigned by COLR)	O	O	O	X	O
ILLINOIS:										
Supreme Court	COLR	X	O	O	O	O	X	X	O	O
Appellate Court	IAC	X	O	O	O	X	O	X	O	O
INDIANA:										
Supreme Court	COLR	O	O	O	X (any first filing, notice, record, brief, or motion)	X (only death penalty and/or sentence over 10 years)	X COLR (if petition for transfer from IAC)	O	O	X
Court of Appeals	IAC	O	O	O	X (any first filing)	X (praecipe)	O	O	O	X
Tax Court	IAC	O	O	O	X	O	O	O	O	X

(continued on next page)

FIGURE B: Methods of Counting Cases in State Appellate Courts, 1995 (continued)

State/Court name:	Court type	Case counted at:				Case filed with:		Does the court count reinstated/reopened cases in its count of new filings?		
		Filing of				Trial court	Appellate court	No	Rarely	Yes, or frequently as new case
		Notice of appeal	the trial record	Record plus briefs	Other point					
IOWA:										
Supreme Court	COLR	X	O	O	O	X (if appeal from trial court)	X (COLR if appeal from IAC)	X	O	O
Court of Appeals	IAC	O	O	O	TRANSFER (if appeal from trial court)	X	O	X	O	O
KANSAS:										
Supreme Court	COLR	O	O	O	X*	X	O	O	O	X
Court of Appeals	IAC	O	O	O	X*	X	O	O	O	X
KENTUCKY:										
Supreme Court	COLR	X	O	O	O	X (COLR if review is sought from IAC)	X	X	O	O
Court of Appeals	IAC	X	O	O	O	X	O	X	O	O
LOUISIANA:										
Supreme Court	COLR	O	X	O	O	O	X	X	O	O
Court of Appeals	IAC	O	X	O	O	O	X	X	O	O
MAINE:										
Supreme Judicial Court Sitting as Law Court	COLR	X	O	O	O	X	O	X (if remanded)	O	X (if new appeal)
MARYLAND:										
Court of Appeals	COLR	O	X	O	O	X (if direct appeal)	X (IAC if appeal from IAC)	O	O	X
Court of Special Appeals	IAC	O	X	O	O	X	O	O	O	X
MASSACHUSETTS:										
Supreme Judicial Court	COLR	O	X	O	O	X	O	X	O	O
Appeals Court	IAC	O	X	O	O	X	O	O	X (if originally dismissed as premature)	O

(continued on next page)

FIGURE B: Methods of Counting Cases in State Appellate Courts, 1995 (continued)

State/Court name:	Court type	Case counted at:				Case filed with:		Does the court count reinstated/reopened cases in its count of new filings?		
		Filing of				Trial court	Appellate court	No	Rarely	Yes, or frequently as new case
		Notice of appeal	the trial record	Record plus briefs	Other point					
MICHIGAN:										
Supreme Court	COLR	X	O	O	O	O	X	X (if remanded w/jurisdiction retained)	O X	X (if new appeal)
Court of Appeals	IAC	X	O	O	O	O	X	O	O	X
MINNESOTA:										
Supreme Court	COLR	X	O	O	O	O	X	X	O	O
Court of Appeals	IAC	X	O	O	O	O	X	X	O	O
MISSISSIPPI:										
Supreme Court	COLR	X	O	O	O	X	O	IDENTIFIED SEPARATELY IDENTIFIED SEPARATELY		
Court of Appeals	IAC	O	O	O	X (when assigned by COLR)	O	O			
MISSOURI:										
Supreme Court	COLR	X	O	O	O	X	O	X	O	O
Court of Appeals	IAC	X	O	O	O	X	O	X	O	O
MONTANA:										
Supreme Court	COLR	X (notice plus any other filing: fee, record, motion)	O	O	O	X	O	X	O	O
NEBRASKA:										
Supreme Court	COLR	X	O	O	O	X	O	X	O	O
Court of Appeals	IAC	X	O	O	O	X	O	X	O	O
NEVADA:										
Supreme Court	COLR	O	X	O	O	O	X	IDENTIFIED SEPARATELY		
NEW HAMPSHIRE:										
Supreme Court	COLR	X	O	O	O	O	X	X (if remanded & jurisdiction retained)	O	X
NEW JERSEY:										
Supreme Court	COLR	X	O	O	O	O	X	IDENTIFIED SEPARATELY		
Appellate Division of Superior Court	IAC	X	O	O	O	O	X	IDENTIFIED SEPARATELY		

(continued on next page)

FIGURE B: Methods of Counting Cases in State Appellate Courts, 1995 (continued)

State/Court name:	Court type	Case counted at:				Case filed with:		Does the court count reinstated/reopened cases in its count of new filings?		
		Filing of				Trial court	Appellate court	No	Rarely	Yes, or frequently as new case
		Notice of appeal	the trial record	Record plus briefs	Other point					
NEW MEXICO:										
Supreme Court	COLR	O	O	O	X (within 30 days of notice)	X	O	X	O	O
Court of Appeals	IAC	O	O	O	X (within 30 days of notice)	X	O	IDENTIFIED SEPARATELY		
NEW YORK:										
Court of Appeals	COLR	X	O	O	O	X	O	O	O	X
Appellate Divisions of Supreme Court	IAC	O	X	O	O	X	O	X (if remitted for specific issues)	O	X (if remanded for new trial)
Appellate Terms of Supreme Court	IAC	O	X	O	O	X	O	X	O	O
NORTH CAROLINA:										
Supreme Court	COLR	O	X	O	O	X (if direct appeal)	X (COLR if appeal from IAC)	X (if petition to rehear)	X	O
Court of Appeals	IAC	O	X	O	O	X	O	X (if reconsidering dismissal)	X	O
NORTH DAKOTA:										
Supreme Court	COLR	X	O	O	O	X	O	O	O	X
OHIO:										
Supreme Court	COLR	X	O	O	O	O	IAC	X	O	O
Court of Appeals	IAC	X	O	O	O	X*	O	X	O	O
OKLAHOMA:										
Supreme Court	COLR	X*	O	O	O	X	O	X*	O	X*
Court of Criminal Appeals	COLR	O (notice plus transcript)	X	O	O	X	O	X*	O	X*
Court of Appeals	IAC	O	O	O	TRANSFER	O	COLR	X*	O	X*
OREGON:										
Supreme Court	COLR	X	O	O	O	O	X	IDENTIFIED SEPARATELY		
Court of Appeals	IAC	X	O	O	O	O	X	IDENTIFIED SEPARATELY		

(continued on next page)

FIGURE B: Methods of Counting Cases in State Appellate Courts, 1995 (continued)

State/Court name:	Court type	Case counted at:				Case filed with:		Does the court count reinstated/reopened cases in its count of new filings?		
		Filing of				Trial court	Appellate court	No	Rarely	Yes, or frequently as new case
		Notice of appeal	the trial record	Record plus briefs	Other point					
PENNSYLVANIA:										
Supreme Court	COLR	X (direct appeal only)	O	O	X (discretionary certiorari granted)	X*	X*	X (if re-instituted to enforce order)	X (if new appeal)	O O
Superior Court	IAC	X	O	O	O	X	O	X	O	O
Commonwealth Court	IAC	X	O	O	O	X	X	O (ADM. AGY.)	O	X
PUERTORICO:										
Supreme Court	COLR	X	O	O	O	X	X	IDENTIFIED SEPARATELY		
Circuit Court of Appeals	IAC	X	O	O	O	X	X	IDENTIFIED SEPARATELY		
RHODE ISLAND:										
Supreme Court	COLR	O	X	O	O	O	X	O	O	X
SOUTH CAROLINA:										
Supreme Court	COLR	O	X	O	O	X	X	X	O	O
Court of Appeals	IAC	O	O	O	TRANSFER	O	O	X	O	O
SOUTH DAKOTA:										
Supreme Court	COLR	X	O	O	O	X	O	X	O	O
TENNESSEE:										
Supreme Court	COLR	X	O	O	O	O	X	IDENTIFIED SEPARATELY		
Court of Appeals	IAC	X	O	O	O	O	X (Court of Appeals)	IDENTIFIED SEPARATELY		
Court of Criminal Appeals	IAC	X	O	O	O	O	X (Court of Criminal Appeals)	IDENTIFIED SEPARATELY		
TEXAS:										
Supreme Court	COLR	X	O	O	O	O	X	IDENTIFIED SEPARATELY		
Court of Criminal Appeals	COLR	O	O	O	X (any first filing)	X	X (Court of Crim. Appeals)	IDENTIFIED SEPARATELY		
Court of Appeals	IAC	X (Civil only)	O	O	O	X	O	IDENTIFIED SEPARATELY		
UTAH:										
Supreme Court	COLR	X	O	O	O	O	X (ADM. AGY.)	O	O	O
Court of Appeals	IAC	X	O	O	O	X	X	O	X	O

(continued on next page)

FIGURE B: Methods of Counting Cases in State Appellate Courts, 1995 (continued)

State/Court name:	Court type	Case counted at:				Case filed with:		Does the court count reinstated/reopened cases in its count of new filings?		
		Notice of appeal	Filing of the trial record	Record plus briefs	Other point	Trial court	Appellate court	No	Rarely	Yes, or frequently as new case
VERMONT:										
Supreme Court	COLR	X	O	O	O	X	O	X (if dismissed & reinstated)	O	X (if after final decision or if statistical period has ended)
VIRGINIA:										
Supreme Court	COLR	X	O	O	O	O	X	X	O	O
Court of Appeals	IAC	X	O	O	O	X	O	X	O	O
WASHINGTON:										
Supreme Court	COLR	X	O	O	O	X	O	X	O	O
Court of Appeals	IAC	X	O	O	O	X	O	X	O	O
WEST VIRGINIA:										
Supreme Court	COLR	X	O	O	O	X	O	X (counted as new filings as of 8/86)	O	O
WISCONSIN:										
Supreme Court	COLR	O	O	O	X (when accepted by court)	O	X	O	O	X
Court of Appeals	IAC	X	O	O	O	X	O	O	O	X
WYOMING:										
Supreme Court	COLR	O	X	O	O	O	X	X	O	O

ADM. AGY. = Administrative agency cases only.  
 CR = Criminal cases only.  
 CV = Civil cases only.  
 DP = Death penalty cases only.  
 COLR = Court of last resort.  
 IAC = Intermediate appellate court.  
 X = Yes  
 O = No

#### FOOTNOTES\*

Arizona-Supreme Court: Civil cases are counted when the fee is paid within 30 days after trial record is filed.

Arizona-Court of Appeals: Civil cases are counted when the fee is paid within 30 days after trial record is filed. Juvenile/industrial/habeas corpus cases are counted at receipt of notice or at receipt of the trial record.

California-Supreme Court: Cases are counted at the notice of appeal for discretionary review cases from the IAC.

Kansas: Cases are counted at the docketing, which occurs 21 days after a notice of appeal is filed in the trial court.

Ohio-Court of Appeals: The clerk of the trial court is also the clerk of the Court of Appeals.

Oklahoma: The notice of appeal refers to the petition in error. The courts do not count reinstated cases as new filings, but do count any subsequent appeal of an earlier decided case as a new filing.

Pennsylvania-Supreme Court: Mandatory cases are filed with the trial court, and discretionary cases are filed with the appellate court.

Source: State administrative offices of the courts.

**FIGURE C: Dollar Amount Jurisdiction for Original Tort, Contract, Real Property Rights, and Small Claims Filings in State Trial Courts, 1995**

State/Court name:	Jurisdiction	Unlimited dollar amount torts, contracts, real property	Limited dollar amount torts, contracts, real property	Small claims			
		Minimum/maximum	Minimum/maximum	Maximum dollar amount	Jury trials	Summary procedures	Lawyers permitted
ALABAMA:							
Circuit Court	G	\$1,500/No maximum	-	-	-	-	-
District Court	L	-	\$1,500/\$5,000	\$1,500	No	Yes	Optional
ALASKA:							
Superior Court	G	0/No maximum	-	-	-	-	-
District Court	L	-	0/\$50,000	\$5,000	No	Yes	Yes
ARIZONA:							
Superior Court	G	\$5,000/No maximum	-	-	-	-	-
Justice of the Peace Court	L	-	0/ \$5,000	\$1,500	No	Yes	No
ARKANSAS:							
Circuit Court	G	\$100/No maximum	-	-	-	-	-
Court of Common Pleas	L	-	\$500/\$1,000 (contract only)	-	-	-	-
Municipal Court	L	-	0/ \$3,000 (contract and real property)	\$3,000	No	Yes	No
City Court, Police Court	L	-	0/\$300 (contract and real property)	-	-	-	-
Justice of the Peace	L	-		\$300	No	Yes	No
CALIFORNIA:							
Superior Court	G	\$25,000/No maximum	-	-	-	-	-
Municipal Court	L	-	0/\$25,000	\$5,000	No	Yes	No
COLORADO:							
District Court	G	0/No maximum	-	-	-	-	-
Water Court	G	0/No maximum	-	-	-	-	-
County Court	L	-	0/\$10,000	\$3,500	No	Yes	No
CONNECTICUT:							
Superior Court	G	0/No maximum	-	\$2,000	No	Yes	Yes
DELAWARE:							
Court of Chancery	G	0/No maximum	-	-	-	-	-
Superior Court	G	0/No maximum	-	-	-	-	-
Court of Common Pleas	L	-	0/\$50,000	-	-	-	-
Justice of the Peace Court	L	-	0/\$15,000	\$15,000	No	Yes	Yes
DISTRICT OF COLUMBIA:							
Superior Court	G	\$5,001/No maximum (no minimum for real property)	-	\$5,000	Yes	Yes	Yes
FLORIDA:							
Circuit Court	G	\$15,001/No maximum	-	-	-	-	-
County Court	L	-	\$2,501/\$15,000	\$2,500	Yes	Yes	Yes

(continued on next page)



FIGURE C: Dollar Amount Jurisdiction for Original Tort, Contract, Real Property Rights, and Small Claims Filings in State Trial Courts, 1995  
(continued)

		Unlimited dollar amount torts, contracts, real property	Limited dollar amount torts, contracts, real property	Small claims			
State/Court name:	Jurisdiction	Minimum/maximum	Minimum/maximum	Maximum dollar amount	Jury trials	Summary procedures	Lawyers permitted
GEORGIA:							
Superior Court	G	0/No maximum	-	No max	Yes	No	Yes
State Court	L	0/No maximum (No real property)	-	No max	Yes	No	Yes
Civil Court (Bibb & Richmond counties only)	L	-	0/\$7,500 - 0/\$25,000 (Bibb) - (Richmond)	\$25,000	Yes	Yes	Yes
Magistrate Court	L	-	0/\$5,000 (No real property)	\$5,000	No	Yes	Yes
Municipal Court (Columbus)	L	-	0/ \$7,500	\$7,500	Yes	Yes	Yes
HAWAII:							
Circuit Court	G	\$5,000/No maximum	-	-	-	-	-
District Court	L	-	0/\$10,000 (No maximum in summary possession or ejectment)	\$2,500 (Except in residential security de- posit cases)	No	Yes	Yes
IDAHO:							
District Court: (Magistrates Division)	G	0/No maximum	-	-	-	-	-
	L	-	0/\$10,000	\$3,000	No	Yes	No
ILLINOIS:							
Circuit Court	G	0/No maximum	-	\$2,500	Yes	Yes	Yes
INDIANA:							
Superior Court and Circuit Court	G	0/No maximum	-	\$3,000	No	Yes	Yes
County Court	L	-	0/\$10,000	\$3,000	No	Yes	Yes
Municipal Court of Marion County	L	0/No maximum (effective 7/1/95)	0/\$30,000 (thru 6/30/95)	-	-	-	-
Small Claims Court of Marion County	L	-	-	\$6,000	No	Yes	Yes
City Court	L	-	0/ \$500- \$3,000 (No real property)	-	-	-	-
IOWA:							
District Court	G	0/No maximum	-	\$4,000*	No	Yes	Yes
KANSAS:							
District Court	G	0/No maximum	-	\$1,800	No	Yes	No
KENTUCKY:							
Circuit Court	G	\$4,000/No maximum	-	-	-	-	-
District Court	L	-	0/ \$4,000	\$1,500	No	Yes	Yes
LOUISIANA:							
District Court	G	0/No maximum	-	-	-	-	-
City Court, Parish Court (New Orleans City Court)	L	-	0/\$15,000	\$2,000	No	Yes	Yes
	L	-	0/\$20,000	\$2,000	No	Yes	Yes
Justice of the Peace Court	L	-	0/ \$2,000	\$2,000	No	Yes	Yes

(continued on next page)

FIGURE C: Dollar Amount Jurisdiction for Original Tort, Contract, Real Property Rights, and Small Claims Filings in State Trial Courts, 1995  
(continued)

State/Court name:	Jurisdiction	Unlimited dollar amount torts, contracts, real property	Limited dollar amount torts, contracts, real property	Small claims			
		Minimum/maximum	Minimum/maximum	Maximum dollar amount	Jury trials	Summary procedures	Lawyers permitted
MAINE:							
Superior Court	G	0/No maximum	-	-	-	-	-
District Court	L	-	0/\$30,000	\$3,000	No	Yes	Yes
MARYLAND:							
Circuit Court	G	\$2,500/No maximum	-	-	-	-	-
District Court	L	0/No maximum (real property)	\$2,500/\$20,000 (tort, contract)	\$2,500	No	Yes	Yes
MASSACHUSETTS:							
Trial Court of the Commonwealth:							
Superior Court Dept.	G	0/No maximum	-	-	-	-	-
Housing Court Dept.	G	0/No maximum	-	\$1,500	No	No	Yes
District Court Dept.	G	0/No maximum	-	\$2,000	Yes	Yes	Yes
Boston Municipal Court Dept.	G	0/No maximum	-	\$1,500	Yes	Yes	Yes
MICHIGAN:							
Circuit Court	G	\$10,000/No maximum	-	-	-	-	-
District Court	L	-	0/\$10,000	\$1,750	No	Yes	No
Municipal Court	L	-	0/ \$1,500				
MINNESOTA:							
District Court	G	0/No maximum	-	\$5,000	No	Yes	Yes
MISSISSIPPI:							
Circuit Court	G	\$200/No maximum					
County Court	L		0/\$50,000	-	-	-	-
Justice Court	L		0/\$2,500	-	-	-	-
MISSOURI:							
Circuit Court	G	0/No maximum	-	-	-	-	-
(Associate Division)	L	-	0/\$25,000	\$3,000	No	Yes	Yes
MONTANA:							
District Court	G	\$50/No maximum	-	-	-	-	-
Justice of the Peace Court	L	-	0/\$5,000	\$3,000	No	Yes	No
Municipal Court	L	-	0/\$5,000	\$3,000	No	Yes	No
City Court	L	-	0/\$500	\$3,000	No	Yes	No
NEBRASKA:							
District Court	G	0/No maximum	-	-	-	-	-
County Court	L	-	0/\$15,000	\$1,800	No	Yes	No
NEVADA:							
District Court	G	\$7,500/No maximum	-	-	-	-	-
Justice Court	L	-	0/\$7,500	\$3,500	No	Yes	Yes
Municipal Court	L	-	0/\$2,500	\$2,500	-	-	-
NEW HAMPSHIRE:							
Superior Court	G	\$1,500/No maximum	-	-	-	-	-
District Court	L	-	0/\$25,000	\$2,500	No	Yes	Yes
Municipal Court	L	-	0/ \$2,500 (only landlord-tenant, and small claims)	\$2,500	No	Yes	Yes

(continued on next page)

FIGURE C: Dollar Amount Jurisdiction for Original Tort, Contract, Real Property Rights, and Small Claims Filings in State Trial Courts, 1995  
(continued)

		Unlimited dollar amount torts, contracts, real property	Limited dollar amount torts, contracts, real property	Small claims			
State/Court name:	Jurisdiction	Minimum/maximum	Minimum/maximum	Maximum dollar amount	Jury trial:	Summary procedures	Lawyers permitted
NEW JERSEY:							
Superior Court (Law Division and Chancery Division)	G	0/No maximum	-	-	-	-	-
(Law Division, Special Civil Part)	L	-	0/ \$10,000	\$2,000	No	Yes	Yes
NEW MEXICO:							
District Court	G	0/No maximum	-	-	-	-	-
Magistrate Court	L	-	0/ \$5,000	-	-	-	-
Metropolitan Court of Bernalillo County	L	-	0/ \$5,000	-	-	-	-
NEW YORK:							
Supreme Court	G	0/No maximum	-	-	-	-	-
County Court	G	-	0/\$25,000	-	-	-	-
Civil Court of the City of New York	L	-	0/\$25,000	\$3,000	-	Yes	Yes
City Court	L	-	0/\$15,000	\$3,000	-	Yes	Yes
District Court	L	-	0/\$15,000	\$3,000	-	Yes	Yes
Court of Claims	L	0/No maximum	-	-	-	-	-
Town Court and Village Justice Court	L	-	0/ \$3,000	\$3,000	-	Yes	Yes
NORTH CAROLINA:							
Superior Court	G	\$10,000/No maximum	-	-	-	-	-
District Court	L	-	0/\$10,000	\$3,000	No	Yes	Yes
NORTH DAKOTA:							
District Court	G	0/No maximum	-	\$3,000	No	Yes	Varies
OHIO:							
Court of Common Pleas	G	\$500/No maximum	-	-	-	-	-
County Court	L	-	0/ \$3,000	\$2,000	No	Yes	Yes
Municipal Court	L	-	0/\$10,000	\$2,000	No	Yes	Yes
OKLAHOMA:							
District Court	G	0/No maximum	-	\$3,000	Yes	Yes	Yes
OREGON:							
Circuit Court	G	\$10,000/No maximum	-	-	-	-	-
District Court	L	-	\$200/\$10,000	\$2,500	No	Yes	No
Justice Court	L	-	\$200/ \$2,500	\$2,500	No	Yes	No
PENNSYLVANIA:							
Court of Common Pleas	G	0/No maximum	-	-	-	-	-
District Justice Court	L	-	0/ \$4,000	-	-	-	-
Philadelphia Municipal Court	L	-	0/ \$5,000 (only real property)	\$5,000	No	Yes	Yes
Pittsburgh City Magistrates Court	L	-	0/No maximum (only real property)	-	-	-	-
PUERTO RICO:							
Court of First Instance	G	0/No maximum	-	-	-	-	-

(continued on next page)

FIGURE C: Dollar Amount Jurisdiction for Original Tort, Contract, Real Property Rights, and Small Claims Filings in State Trial Courts, 1995  
(continued)

		Unlimited dollar amount torts, contracts, real property	Limited dollar amount torts, contracts, real property	Small claims			
State/Court name:	Jurisdiction	Minimum/maximum	Minimum/maximum	Maximum dollar amount	Jury trials	Summary procedures	Lawyers permitted
RHODE ISLAND:							
Superior Court	G	\$5,000/No maximum	-	-	-	-	-
District Court	L	-	\$1,500/\$5,000- \$10,000	\$1,500	No	Yes	Yes
SOUTH CAROLINA:							
Circuit Court	G	0/No maximum	-	-	-	-	-
Magistrate Court	L	-	0/ \$2,500 (no max. in landlord-tenant)	\$2,500	Yes	Yes	Yes
SOUTH DAKOTA:							
Circuit Court	G	0/No maximum	-	\$4,000	No	Yes	Yes
TENNESSEE:							
Circuit Court, Chancery Court	G	\$50/No maximum	-	-	-	-	-
General Sessions Court	L	0/No maximum (Forcible entry, detainer, and in actions to recover personal property)	0/\$10,000(All civil actions in counties with population under 700,000); 0/\$15,000 (All civil actions in counties with popula- tion over 700,000)	\$10,000- 15,000	No	Yes	Yes
TEXAS:							
District Court	G	\$200/No maximum	-	-	-	-	-
County Court at Law, Consti- tutional County Court	L	-	\$200/varies	-	-	-	-
Justice of the Peace Court	L	-	0/ \$5,000	\$5,000	Yes	Yes	Yes
UTAH:							
District Court	G	0/No maximum	-	-	-	-	-
Circuit Court	L	-	0/\$20,000	\$5,000	No	Yes	Yes
Justice Court	L	-	0/ \$5,000	\$5,000	No	Yes	Yes
VERMONT:							
Superior Court	G	0/No maximum	-	-	-	-	-
District Court	G	-	-	\$3,500	Yes	Yes	Yes
VIRGINIA:							
Circuit Court	G	0-\$1,000/No maximum 0/No maximum(real property)	-	-	-	-	-
District Court	L	-	0/ \$10,000	-	-	-	-
WASHINGTON:							
Superior Court	G	0/No maximum	-	-	-	-	-
District Court	L	-	0/\$25,000	\$2,500	No	Yes	No
WEST VIRGINIA:							
Circuit Court	G	\$300/No maximum	-	-	-	-	-
Magistrate Court	L	-	0/ \$5,000 (No real property)	-	-	-	-

(continued on next page)

FIGURE C: Dollar Amount Jurisdiction for Original Tort, Contract, Real Property Rights, and Small Claims Filings in State Trial Courts, 1995  
(continued)

State/Court name:	Jurisdiction	Unlimited dollar amount torts, contracts, real property	Limited dollar amount torts, contracts, real property	Small claims			
		Minimum/maximum	Minimum/maximum	Maximum dollar amount	Jury trials	Summary procedures	Lawyers permitted
WISCONSIN:							
Circuit Court	G	0/No maximum	-	\$4,000	Yes	Yes	Yes
WYOMING:							
District Court	G	\$1,000-\$7,000/No maximum	-	-	-	-	-
County Court	L	-	0/ \$7,000	\$2,000	No	Yes	Yes
Justice of the Peace Court	L	-	0/ \$3,000	\$2,000	No	Yes	Yes

**JURISDICTION CODES:**

- G = General jurisdiction court.
- L = Limited jurisdiction court.
- = Information not available.

**FOOTNOTES\***

Iowa-District Court: Small claims dollar amount jurisdiction increased from \$3,000 to \$4,000 effective 7/1/95.

Source: State administrative offices of the courts.

**FIGURE D: Criminal Case Unit of Count Used by State Trial Courts, 1995**

State/Court name:	Jurisdiction	Point of counting a criminal case	Number of defendants		Contents of charging document			
			One	One or more	Single charge	Single incident (set # of charges per case)	Single incident (unlimited # of charges)	One or more incidents
ALABAMA:								
Circuit Court	G	Information/Indictment	X				X	
District Court	L	Complaint	X				X	
Municipal Court	L	Complaint	X		X			
ALASKA:								
Superior Court	G	Indictment	X		multiple charges		X	
District Court	L	Complaint	X		multiple counts		X	
ARIZONA:								
Superior Court	G	Information/indictment	X					X
Justice of the Peace Court	L	Complaint				Varies with jurisdiction*		
Municipal Court	L	Complaint				Varies with jurisdiction*		
ARKANSAS:								
Circuit Court	G	Information/indictment	X					X
Municipal Court	L	Complaint	X		X			
City Court, Police Court	L	Complaint	X		X			
CALIFORNIA:								
Superior Court	G	Information/indictment	X				X	
Municipal Court	L	Complaint	X				X	
COLORADO:								
District Court	G	Complaint	X					X
County Court	L	Complaint/summons	X					X
CONNECTICUT:								
Superior Court	G	Information	X				(varies among local police departments)	
DELAWARE:								
Superior Court	G	Information/indictment	X				X	
Family Court	L	Petition	X				X	
Justice of the Peace Court	L	Complaint	X		X			
Court of Common Pleas	L	Complaint	X				X	
Municipal Court of Wilmington	L	Complaint	X		X			
Alderman's Court	L	Complaint	X		X			
DISTRICT OF COLUMBIA:								
Superior Court	G	Complaint/information/ indictment	X				X	
FLORIDA:								
Circuit Court	G	Information/indictment	X				(prosecutor decides)	
County Court	L	Complaint	X				X	

(continued on next page)

FIGURE D: Criminal Case Unit of Count Used by State Trial Courts, 1995 (continued)

State/Court name:	Jurisdiction	Point of counting a criminal case	Number of defendants		Contents of charging document			
			One	One or more	Single charge	Single incident (set # of charges per case)	Single incident (unlimited # of charges)	One or more incidents
GEORGIA:								
Superior Court	G	Indictment/accusation		X			X	
State Court	L	Accusation/citation		X			X	
Magistrate Court	L	Accusation/citation	X				X	
Probate Court	L	Accusation/citation	X				X	
Municipal Court	L	No data reported						
Civil Court	L	No data reported						
County Recorder's Court	L	No data reported						
Municipal Courts and the City Court of Atlanta	L	No data reported						
HAWAII:								
Circuit Court	G	Complaint/indictment	X				X	(most serious charge)
District Court	L	First appearance/ information	X		X			
IDAHO:								
District Court	G	Information		X				X
(Magistrates Division)	L	Complaint		X				X
ILLINOIS:								
Circuit Court	G	Complaint/information/ indictment		X			X	
INDIANA:								
Superior Court and Circuit Court	G	Information/indictment	X				X	(may not be consistent)
County Court	L	Information/complaint	X				X	(may not be consistent)
Municipal Court of Marion County	L	Information/complaint	X				X	(may not be consistent)
City Court and Town Court	L	Information/complaint	X				X	(may not be consistent)
IOWA:								
District Court	G	Information/indictment	X				X	
KANSAS:								
District Court	G	First appearance	X				X	
KENTUCKY:								
Circuit Court	G	Information/indictment	X				X	
District Court	L	Complaint/citation	X				X	
LOUISIANA:								
District Court	G	Information/indictment	Varies			Varies		
City and Parish Court	L	Information/complaint	X		X			
MAINE:								
Superior Court	G	Information/indictment	X				X	
District Court	L	Information/complaint	X		X			

(continued on next page)

FIGURE D: Criminal Case Unit of Count Used by State Trial Courts, 1995 (continued)

State/Court name:	Jurisdiction	Point of counting a criminal case	Number of defendants		Contents of charging document			
			One	One or more	Single charge	Single incident (set # of charges per case)	Single incident (unlimited # of charges)	One or more incidents
MARYLAND:								
Circuit Court	G	Information/indictment	X				X	
District Court	L	Citation/information	X				X	
MASSACHUSETTS:								
Trial Court of the Commonwealth:								
Superior Court Dept.	G	Information/indictment	X					X
Housing Court Dept.	L	Complaint	X					X
District Court Dept.	L	Complaint	X					X
Boston Municipal Ct.	L	Complaint	X					X
MICHIGAN:								
Circuit Court	G	Information	X			Varies, depending on prosecutor		
District Court	L	Complaint	X			Varies, depending on prosecutor		
Municipal Court	L	Complaint	X			Varies, depending on prosecutor		
MINNESOTA:								
District Court	G	First appearance	X				X	
MISSISSIPPI:								
Circuit Court	G	Indictment	X				X	
County Court	L	Indictment	X				X	
Justice Court	L	Indictment	X				X	
MISSOURI:								
Circuit Court	G	Information/indictment		X			X	
(Associate Division)	L	Complaint/Information		X			X	
MONTANA:								
District Court	G	Information/indictment		X			X	
Justice of Peace Court	L	Complaint	X				X	
Municipal Court	L	Complaint	X				X	
City Court	L	Complaint	X				X	
NEBRASKA:								
District Court	G	Information/indictment	X				X	(not consistently observed statewide)
County Court	L	Information/complaint	X				X	
NEVADA:								
District Court	G	Information/indictment	Varies			Varies, depending on prosecutor		
Justice Court	L	Complaint	Varies			Varies, depending on prosecutor		
Municipal Court	L	Complaint	Varies			Varies, depending on prosecutor		
NEW HAMPSHIRE:								
Superior Court	G	Information/indictment	X		X			
District Court	L	Complaint	X		X			
Municipal Court	L	Complaint	X		X			
NEW JERSEY:								
Superior Court (Law Division)	G	Accusation/indictment	X				X	X
Municipal Court	L	Complaint	X				X	X

(continued on next page)



FIGURE D: Criminal Case Unit of Count Used by State Trial Courts, 1995 (continued)

State/Court name:	Jurisdiction	Point of counting a criminal case	Number of defendants		Contents of charging document			
			One	One or more	Single charge	Single incident (set # of charges per case)	Single incident (unlimited # of charges)	One or more incidents
NEW MEXICO:								
District Court	G	Indictment/information	X				X	
Magistrate Court	L	Complaint	X				X	
Bernalillo County Metropolitan Court	L	Complaint	X				X	
NEW YORK:								
Supreme Court	G	Defendant/indictment		X	Varies depending on prosecutor			
County Court	G	Defendant/indictment		X	Varies depending on prosecutor			
Criminal Court of the City of New York	L	Defendant/docket		X	Varies depending on prosecutor			
District Court and City Court	L	Defendant/docket		X	Varies depending on prosecutor			
Town Court and Village Justice Court	L	N/A			Varies depending on prosecutor			
NORTH CAROLINA:								
Superior Court	G	Transfer (from District Court) Indictment (when case originates in Superior Court)	X		Varies depending on prosecutor			
District Court	L	Warrant/summons (includes citations, Magistrates order, misdemeanor statement of charges)	X		Varies depending on prosecutor			
NORTH DAKOTA:								
District Court	G	Information/indictment	X				X	(may vary)
Municipal Court	L	Complaint	X				X	
OHIO:								
Court of Common Pleas	G	Arraignment	X				X	
County Court	L	Warrant/summons	X				X	
Municipal Court	L	Warrant/summons	X				X	
Mayor's Court	L	No data reported						
OKLAHOMA:								
District Court	G	Information/indictment		X				X
OREGON:								
Circuit Court	G	Complaint/indictment		X	(number of charges not consistent statewide)			
District Court	L	Complaint/indictment		X	(number of charges not consistent statewide)			
Justice Court	L	Complaint		X	(number of charges not consistent statewide)			
Municipal Court	L	Complaint		X	X			
PENNSYLVANIA:								
Court of Common Pleas	G	Information/docket transcript	X				X	
District Justice Court	L	Complaint	X				X	
Philadelphia Municipal Court	L	Complaint	X				X	
Pittsburgh City Magistrates Ct.	L	Complaint	X				X	
PUERTO RICO:								
Court of First Instance	G	Accusation	X		X			

(continued on next page)

FIGURE D: Criminal Case Unit of Count Used by State Trial Courts, 1995 (continued)

State/Court name:	Jurisdiction	Point of counting a criminal case	Number of defendants		Contents of charging document			
			One	One or more	Single charge	Single incident (set # of charges per case)	Single incident (unlimited # of charges)	One or more incidents
RHODE ISLAND:								
Superior Court	G	Information/indictment	X					X
District Court	L	Complaint	X					X
SOUTH CAROLINA:								
Circuit Court	G	Warrant/summons	X		X			
Magistrate Court	L	Warrant/summons	X		X			
Municipal Court	L	Warrant/summons	X		X			
SOUTH DAKOTA:								
Circuit Court	G	Complaint	X				X	
TENNESSEE:								
Circuit Court and Criminal Court	G	Information/indictment	Not consistent statewide					
General Sessions Court	L	No data reported						
Municipal Court	L	No data reported						
TEXAS:								
District Court and Criminal District Court	G	Information/indictment	X				X	
County-level Courts	L	Complaint/information	X				X	
Municipal Court	L	Complaint	X		X			
Justice of the Peace Court	L	Complaint	X		X			
UTAH:								
District Court	G	Information		X				X
Circuit Court	L	Information/citation	X				X	
Justice Court	L	Citation	X				X	
VERMONT:								
District Court	G	Arraignment	X					X
VIRGINIA:								
Circuit Court	G	Information/indictment	X		X			
District Court	L	Warrant/summons	X		X			
WASHINGTON:								
Superior Court	G	(Original) Information	X					X
District Court	L	Complaint/citation	X			X (2 max)		
Municipal Court	L	Complaint/citation	X			X (2 max)		
WEST VIRGINIA:								
Circuit Court	G	Information/indictment	X					X
Magistrate Court	L	Complaint			X			X
Municipal Court	L	Complaint	X		X			
WISCONSIN:								
Circuit Court	G	Initial appearance	X					X
Municipal Court	L	Citation*	X		X			

(continued on next page)

FIGURE D: Criminal Case Unit of Count Used by State Trial Courts, 1995 (continued)

			Number of defendants		Contents of charging document			
State/Court name:	Jurisdiction	Point of counting a criminal case	One	One or more	Single charge	Single incident (set # of charges per case)	Single incident (unlimited # of charges)	One or more incidents
WYOMING:								
District Court	G	Information/indictment		X				X
County Court	L	Citation/information		X				X
Justice of the Peace Court	L	Citation/information		X				X
Municipal Court	L	Citation/information	X		X			

**JURISDICTION CODES:**

G = General jurisdiction court.  
L = Limited jurisdiction court.

Wisconsin-Municipal Court-The court has exclusively civil jurisdiction, but its caseload includes first offense DWI/DUI cases. The State Court Model Statistical Dictionary treats all DWI/DUI cases as a subcategory of criminal cases.

**FOOTNOTES\***

Arizona-Varies in limited jurisdiction courts. Prosecutor can file long form. Long form can involve one or more defendants and/or charges. Misdemeanors can also be included on citations.

Source: State administrative offices of the courts.

**FIGURE E: Juvenile Unit of Count Used in State Trial Courts, 1995**

State/Court name:	Jurisdiction	Filings are counted		Disposition counted		Age at which juvenile jurisdiction transfers to adult courts
		At intake or referral	At filing of petition or complaint	At adjudication of petition	At disposition of juvenile	
<b>ALABAMA:</b>						
Circuit Court	G		X	X		18
District Court	L		X	X		18
<b>ALASKA:</b>						
Superior Court	G		X	X		18
<b>ARIZONA:</b>						
Superior Court	G		X	X		18
<b>ARKANSAS:</b>						
Chancery Court	G		X		X	18*
<b>CALIFORNIA:</b>						
Superior Court	G		X	X		18
<b>COLORADO:</b>						
District Court (includes Denver Juvenile Court)	G		X		X	18
<b>CONNECTICUT:</b>						
Superior Court	G	X			X	16
<b>DELAWARE:</b>						
Family Court	L (special)		X	X		18
<b>DISTRICT OF COLUMBIA:</b>						
Superior Court	G	X			X	18*
<b>FLORIDA:</b>						
Circuit Court	G		X	X		18
<b>GEORGIA:</b>						
Juvenile Court	(special)		X		X	17*
<b>HAWAII:</b>						
Circuit Court	G (Family Court Division)	X		X		16
<b>IDAHO:</b>						
District Court	G		X	X		18
<b>ILLINOIS:</b>						
Circuit Court	G		X		X	17 (15 for first-degree murder, aggravated criminal sexual assault, armed robbery, robbery with a firearm, and unlawful use of weapons on school grounds)

(continued on next page)

FIGURE E: Juvenile Unit of Count Used in State Trial Courts, 1995 (continued)

State/Court name:	Jurisdiction	Filings are counted		Disposition counted		Age at which juvenile jurisdiction transfers to adult courts
		At intake or referral	At filing of petition or complaint	At adjudication of petition	At disposition of juvenile	
INDIANA:						
Superior Court and Circuit Court	G		X	X		18
Probate Court	L		X	X		18
IOWA:						
District Court	G		X	Disposition data are not collected		18
KANSAS:						
District Court	G		X		X	18 14 (for traffic violation) 16 (for fish and game or charged with felony with two prior juvenile adjudications, which would be considered a felony)
KENTUCKY:						
District Court	L		X	X		18
LOUISIANA:						
District Court	G		X	X		17
Family Court and Juvenile Court	G		X	X		17 (15 for first- and second-degree murder, manslaughter, and aggravated rape)
City Court	L		X	X		16 (for armed robbery, aggravated burglary, and aggravated kidnapping)
MAINE:						
District Court	L		X		X	18
MARYLAND:						
Circuit Court	G		X		X	18
District Court	L		X		X	18
MASSACHUSETTS:						
Trial Court of the Commonwealth:	G					
District Court Dept.			X	X		17
Juvenile Court Dept.			X	X		17
MICHIGAN:						
Probate Court	L		X		X	17
MINNESOTA:						
District Court	G		X	X		18

(continued on next page)

FIGURE E: Juvenile Unit of Count Used in State Trial Courts, 1995 (continued)

State/Court name:	Jurisdiction	Filings are counted		Disposition counted		Age at which juvenile jurisdiction transfers to adult courts
		At intake or referral	At filing of petition or complaint	At adjudication of petition	At disposition of juvenile	
MISSISSIPPI:						
County Court	L		X	X		
Family Court	L		X	X		
MISSOURI:						
Circuit Court	G		X	X		17
MONTANA:						
District Court	G		X		X	18
NEBRASKA:						
Separate Juvenile Court	L		X		X	18
County Court	L		X		X	18
NEVADA:						
District Court	G		Varies by district		Varies by district	18*
NEW HAMPSHIRE:						
District Court	L		X		X	18 16 (for traffic violation) 15 (for some felony charges)
NEW JERSEY:*						
Superior Court	G	X		X		18 complaint
NEW MEXICO:						
District Court	G		X	X		18
NEW YORK:						
Family Court	L		X		X	16 (except for specified felonies, 13, 14, 15)
NORTH CAROLINA:						
District Court	L		X (first filing only)	X		16 (13-, 14- and 15-year olds may be transferred (after the court finds probable cause) only as follows: if the offense is first degree murder, the court must transfer jurisdiction; for other felony-level offenses, the court may exercise discretion to transfer jurisdiction.)
NORTH DAKOTA:						
District Court	G		X		X	18
OHIO:						
Court of Common Pleas	G	X (warrant)			X	18

(continued on next page)

FIGURE E: Juvenile Unit of Count Used in State Trial Courts, 1995 (continued)

State/Court name:	Jurisdiction	Filings are counted		Disposition counted		Age at which juvenile jurisdiction transfers to adult courts
		At intake or referral	At filing of petition or complaint	At adjudication of petition	At disposition of juvenile	
OKLAHOMA: District Court	G		X (case number)	X		18
OREGON: Circuit Court	G		X	Dispositions are not counted		18
County Court	L		X			18
PENNSYLVANIA: Court of Common Pleas	G	X		X		18
PUERTO RICO: Court of First Instance	G		X	X		18
RHODE ISLAND: Family Court	L		X	X		18
SOUTH CAROLINA: Family Court	L		X	X		17
SOUTH DAKOTA: Circuit Court	G	X		X		18
TENNESSEE: General Sessions Court	L		(Data are reported with Juvenile Court data)			
Juvenile Court	L	X			X	18
TEXAS: District Court	G		X		X	17
County Court at Law, Constitutional County Court, Probate Court	L		X		X	17
UTAH: Juvenile Court	L		X		X	18
VERMONT: Family Court	G		X		X	16*
VIRGINIA: District Court	L		X		X	18
WASHINGTON: Superior Court	G		X	X		18
WEST VIRGINIA: Circuit Court	G		X		X	18
WISCONSIN: Circuit Court	G		X	X		18
WYOMING: District Court	G		X	X		19

(continued on next page)

FIGURE E: Juvenile Unit of Count Used in State Trial Courts, 1995 (continued)

---

**JURISDICTION CODES:**

G = General jurisdiction court.

L = Limited jurisdiction court.

**FOOTNOTES\***

Arkansas-At 14, if certain offenses are committed or other factors are involved (e.g., if offense is a felony if committed by an adult and juvenile has been adjudicated delinquent three times within the last two years for acts that would have been felonies if committed by an adult.

District of Columbia-Depending on the severity of the offense a juvenile between the ages of 16-18 can be charged as an adult.

Georgia-Age 18 for deprived juveniles.

New Jersey-All signed juvenile delinquency complaints are filed with the court and are docketed upon receipt (and therefore counted). Once complaints have been docketed they are screened by Court Intake Services and decisions are made as to how complaints will be processed (e.g., diversion, court hearings, etc.)

Nevada-Unless certified at a younger age because of felony charged.

Vermont-At 10, if certain offenses are committed or other factors are involved.

Source: State administrative offices of the courts.



**FIGURE F: State Trial Courts with Incidental Appellate Jurisdiction, 1995**

State/Court name:	Jurisdiction	Administrative Agency Appeals	Trial Court Appeals		Type of Appeal	Source of Trial Court Appeal
			Civil	Criminal		
ALABAMA: Circuit Court	G	X	X	X	de novo	District, Probate, Municipal Courts
ALASKA: Superior Court	G	X	O	O	de novo	
		X	X	X	on the record	District Court
ARIZONA: Superior Court	G	X	X	X	de novo (if no record)	Justice of the Peace, Municipal Court
ARKANSAS: Circuit Court	G	O	X	X	de novo	Court of Common Pleas, County, Municipal, City, and Police Courts, and Justice of the Peace
CALIFORNIA: Superior Court	G	X	X	X	de novo on the record	Municipal Court
COLORADO: District Court	G	X	X	O	on the record	County and Municipal Court of Record
County Court	L	O	X	X	de novo not of record	Municipal Court
CONNECTICUT: Superior Court	G	X	X	O	de novo or on the record	Probate Court
DELAWARE: Superior Court	G	O	X	X	de novo	Municipal Court of Wilmington, Alderman's, Justice of Peace Courts
		O	(arbitration) O	X	on the record	Family Court
		O	X (arbitration)	O		Superior Court
		O	X	X		Court of Common Pleas
DISTRICT OF COLUMBIA: Superior Court	G	X	O	O	on the record	Office of Employee Appeals, Administra- tive Traffic Agency
FLORIDA: Circuit Court	G	O	X	O	de novo on the record	County Court
		O	O	X	on the record	County Court

(continued on next page)

FIGURE F: State Trial Courts with Incidental Appellate Jurisdiction, 1995 (continued)

State/Court name:	Jurisdiction	Administrative Agency Appeals	Trial Court Appeals		Type of Appeal	Source of Trial Court Appeal
			Civil	Criminal		
GEORGIA: Superior Court	G	X	X	O	de novo or on the record	Probate Court, Magistrate Court
		O	O	X	de novo, on the record, or certiorari	Probate Court, Municipal Court, Magistrate Court, County Recorder's Court
State Court	L	O O	X O	O X	certiorari on the record	Magistrate Court County Recorder's Court
HAWAII: Circuit Court	G	X	O	O	de novo	
IDAHO: District Court	G	X (small claims only) O	X  X	X  O	de novo  on the record	Magistrates Division  Magistrates Division
ILLINOIS: Circuit Court	G	X	O	O	on the record	
INDIANA: Superior Court and Circuit Court Municipal Court of Marion County	G  L	X  O	X  X	X  O	de novo  de novo	City and Town Courts  Small Claims Court of Marion County
IOWA: District Court	G	X  O	O  X	O  X	de novo  on the record	  Magistrates Division
KANSAS: District Court	G	X	X	X	criminal on the record civil on the record	Criminal (from Municipal Court) Civil (from limited jurisdiction judge)
KENTUCKY: Circuit Court	G	X	X	X	on the record	District Court
LOUISIANA: District Court	G	X	X	X	on the record de novo	City and Parish Justice of the Peace, Mayor's Courts
MAINE: Superior Court	G	X	X	X	on the record	District Court, Administrative Court
MARYLAND: Circuit Court	G	X	X	X	de novo, on the record	District Court

(continued on next page)

FIGURE F: State Trial Courts with Incidental Appellate Jurisdiction, 1995 (continued)

State/Court name:	Jurisdiction	Administrative Agency Appeals	Trial Court Appeals		Type of Appeal	Source of Trial Court Appeal
			Civil	Criminal		
<b>MASSACHUSETTS:</b>						
Superior Court Department	G	X	X	O	de novo, on the record	Other departments
District Court Department and Boston Municipal Court	G	X	X	X	de novo, first instance	Other departments
<b>MICHIGAN:</b>						
Circuit Court	G	X	X	X	de novo on the record	Municipal Court District, Municipal, and Probate Courts
<b>MINNESOTA:</b>						
District Court	G	O	X		de novo	Conciliation Division
<b>MISSISSIPPI:</b>						
Circuit Court	G	X	X	X	on the record	County and Municipal Courts
Chancery Court	G	X	X	X	on the record	Commission
<b>MISSOURI:</b>						
Circuit Court	G	X	O	O	on the record	
		X	X	O	de novo	Municipal Court, Associate Divisions
<b>MONTANA:</b>						
District Court	G	X	X	O	de novo and on the record	Justice of Peace, Municipal, City Courts, and State Boards
		O	O	X	de novo	
<b>NEBRASKA:</b>						
District Court	G	X	O	O	de novo on the record	
		O	X	X	on the record	County Court
<b>NEVADA:</b>						
District Court	G	X	X	X	on the record	Justice Court
		O	O	X	de novo	Municipal Court
		O	O	X	on the record	If Municipal Court is designated court of record
<b>NEW HAMPSHIRE:</b>						
Superior Court	G	X	O	X	de novo	District, Municipal, Probate Courts
<b>NEW JERSEY:</b>						
Superior Court	G	O	O	X	de novo on the record	Municipal Court
<b>NEW MEXICO:</b>						
District Court	G	X	X	X	de novo	Magistrate, Probate, Municipal, Bernalillo County Metropolitan Courts

(continued on next page)

FIGURE F: State Trial Courts with Incidental Appellate Jurisdiction, 1995 (continued)

State/Court name:	Jurisdiction	Administrative Agency Appeals	Trial Court Appeals		Type of Appeal	Source of Trial Court Appeal
			Civil	Criminal		
NEW YORK: County Court	G	O	X	X	on the record	City, Town and Village Justice Courts
NORTH CAROLINA: Superior Court	G	X X	O O	X O	de novo de novo on the record	District Court
District Court	L	X O	O X	O X	on the record de novo	Magistrates
NORTH DAKOTA: District Court	G	X	O	O	Varies	Municipal Court
OHIO: Court of Common Pleas	G	X	O	O	de novo and on the record	Mayor's Court Mayor's Court
County Court	L	O	O	X	de novo	
Municipal Court	L	O	O	X	de novo	
Court of Claims	L	X	O	O	de novo	
OKLAHOMA: District Court	G	X	O	X	de novo on the record	Municipal Court Not of Record
Court of Tax Review	L	X	O	O	de novo on the record	
OREGON: Circuit Court	G	X	X	X	on the record	County Court, Municipal Court (in counties with no District Court), Justice Court (in counties with no District Court)
Tax Court	G	X	O	O	on the record	
PENNSYLVANIA: Court of Common Pleas	G	X	X	O	on the record	Philadelphia Municipal Court, District Justice, Philadelphia Traffic, Pittsburgh City
Magistrates Court		O	O	X	de novo	
PUERTO RICO: Court of First Instance	G	X	X	X	on the record	District and Municipal Subsections
RHODE ISLAND: Superior Court	G	X O	O X	O X	on the record de novo	District, Municipal, Probate Courts
District Court	L	X	O	O	on the record	
SOUTH CAROLINA: Circuit Court	G	X	X	X	de novo on the record	Magistrate, Probate, Municipal Courts

(continued on next page)

FIGURE F: State Trial Courts with Incidental Appellate Jurisdiction, 1995 (continued)

State/Court name:	Jurisdiction	Administrative Agency Appeals	Trial Court Appeals		Type of Appeal	Source of Trial Court Appeal
			Civil	Criminal		
<b>SOUTH DAKOTA:</b> Circuit Court	G	X O	O X	O X	de novo and on the record de novo	Magistrates Division
<b>TENNESSEE:</b> Circuit, Criminal and Chancery Courts	G	X	X	X	de novo	General Sessions, Municipal, and Juvenile Courts
<b>TEXAS:</b> District Court	G	X	O	O	de novo  de novo on the record	Municipal Court not of record, Justice of the Peace Courts Municipal Courts of record
County-level Courts	L	O	X	X	de novo  de novo on the record	Municipal Court not of record, Justice of the Peace Courts Municipal Courts of record
<b>UTAH:</b> District Court	G	X	X	X	de novo	Justice Courts
Circuit Court	L	O	X	X	de novo	Justice Courts
<b>VERMONT:</b> Superior Court	G	X	X	O	de novo or on the record	Probate Court, Small Claims from District Court
District Court	G	O	X	O	de novo or on the record	Probate Court, Traffic Complaint Bureau
<b>VIRGINIA:</b> Circuit Court	G	X O	O X	O X	on the record de novo	District Court
<b>WASHINGTON:</b> Superior Court	G	X	X	X	de novo and de novo on the record	District, Municipal Courts
<b>WEST VIRGINIA:</b> Circuit Court	G	X O	O X	O X	on the record de novo	Municipal Court Magistrate Court
<b>WISCONSIN:</b> Circuit Court	G	X	X	X (first offense DWI/DUI only)	de novo	Municipal Court
<b>WYOMING:</b> District Court	G	X	X	X	de novo on the record	Justice of the Peace, Municipal, County Courts

(continued on next page)

FIGURE F: State Trial Courts with Incidental Appellate Jurisdiction, 1995 (continued)

**JURISDICTION CODES:**

- G = General jurisdiction court.
- L = Limited jurisdiction court.
- = Information not available.
- X = Yes
- O = No

**Definitions of types of appeal:**

certiorari: An appellate court case category in which a petition is presented to an appellate court asking the court to review the judgment of a trial court or administrative agency, or the decision of an intermediate appellate court.

first instance: If dissatisfied with the de novo verdict of the judge, defendant can go before the jury.

de novo: An appeal from one trial court to another trial court that results in a totally new set of proceedings and a new trial court judgment.

de novo on the record: An appeal from one trial court to another trial court that is based on the record and results in a new trial court judgment.

on the record: An appeal from one trial court to another trial court in which procedural challenges to the original trial proceedings are claimed, and an evaluation of those challenges are made—there is not a new trial court judgment on the case.

Source: State administrative offices of the courts.

**FIGURE G: Number of Authorized Judges/Justices in State Courts, 1995**

State:	Court(s) of last resort	Intermediate appellate court(s)	General jurisdiction court(s)	Limited jurisdiction court(s)
ALABAMA	9	10	127	403
ALASKA	5	3	37 (includes 5 masters)	73 (includes 57 magistrates)
ARIZONA	5	21	127	221 (includes 82 justices of the peace, 60 part-time judges)
ARKANSAS	7	6 *	104	326 (includes 55 justices of the peace)
CALIFORNIA	7	88	958 (includes 130 commissioners and 39 referees)	848 (includes 174 commissioners and 4 referees)
COLORADO	7	16	115 (includes 4 magistrates)	364 (includes 52 part-time judges)
CONNECTICUT	7	9	174	133
DELAWARE	5	—	22 (includes 1 chancellor and 4 vice-chancellors)	92 (includes 53 justices of the peace, 1 chief magistrate, 16 aldermen, 1 part-time judge, 1 mayor)
DISTRICT OF COLUMBIA	9	—	59	—
FLORIDA	7	61	442	254
GEORGIA	7	9	159	1,129 (includes 79 part-time judges, 159 chief magistrates, 314 magistrates, and 32 associate juvenile court judges)
HAWAII	5	4	42 (includes 15 family court judges)	22 (excludes per diem judges)
IDAHO	5	3	117 (includes 81 full-time magistrate judges)	—
ILLINOIS	7	52 (includes 10 supplemental judges)	859 (includes 318 associate judges and 50 permissive associate judges)	—
INDIANA	5	16 (includes 1 tax court judge)	255	112
IOWA	9	6	345 (includes 136 part-time magistrates, 12 associate juvenile judges, 1 associate probate judge, and 6 part-time alternate district associate judges)	—
KANSAS	7	10	218 (includes 69 district magistrates)	252
KENTUCKY	7	14	93	196 (includes 71 trial commissioners)
LOUISIANA	8 (includes one assigned from courts of appeal)	54	220 (includes 7 commissioners)	713 (includes 390 justices of the peace, 250 mayors)
MAINE	7	—	16	43 (includes 16 part-time judges)
MARYLAND	7	13	131	164
MASSACHUSETTS	7	14	334	—
MICHIGAN	7	28	210	372
MINNESOTA	7	16	252 *	— *
MISSISSIPPI	9	10	93 (includes 45 chancellors)	430 (includes 191 justices of the peace)
MISSOURI	7	32	331	335
MONTANA	7	—	51 (includes 6 water masters)	130 (includes 36 justices of the peace that also serve on the city court)
NEBRASKA	7	6 *	51	70
NEVADA	5	—	46	97 (includes 67 justices of the peace)

(continued on next page)

FIGURE G: Number of Authorized Judges/Justices in State Courts, 1995 (continued)

State:	Court(s) of last resort	Intermediate appellate court(s)	General jurisdiction court(s)	Limited jurisdiction court(s)
NEW HAMPSHIRE	5	—	40 (includes 11 full-time marital masters)	97 (includes 79 part-time judges)
NEW JERSEY	7	32	393 (includes 21 surrogates)	377 (includes 351 part-time judges)
NEW MEXICO	5	10	69	188
NEW YORK	7	63	597	2,938 (includes 78 surrogates, 2,242 justices of the peace)
NORTH CAROLINA	7	12	193 (includes 100 clerks who hear uncontested probate)	868 (includes 676 magistrates of which approximately 38 are part-time)
NORTH DAKOTA	5	3 *	46	76
OHIO	7	65	369	684 (includes 428 mayors)
OKLAHOMA	14	12	211 (includes 63 special judges)	372 (includes part-time judges)
OREGON	7	10	93	197 (includes 33 justices of the peace)
PENNSYLVANIA	7	24	366	584 (includes 550 district justices and 6 magistrates)
PUERTO RICO	7	33	295	—
RHODE ISLAND	5	—	25 (includes 2 masters)	103 (includes 3 masters, 2 magistrates)
SOUTH CAROLINA	5	6	60 (includes 20 masters-in-equity)	677 (includes 285 magistrates)
SOUTH DAKOTA	5	—	187 (includes 1.3 part-time lay magistrates, 12.5 magistrate judges, 84 full-time clerk magistrates, and 53 part-time clerk magistrates)	—
TENNESSEE	5	21	144 (includes 33 chancellors)	325 (plus unknown number of municipal court judges)
TEXAS	18	80	387	2,500 (includes 842 justices of the peace)
UTAH	5	7	51	168 (includes 128 justices of the peace and one commissioner)
VERMONT	5	—	36 (includes 5 child support magistrates)	24 (includes 19 part-time judges and 4 hearing officers)
VIRGINIA	7	10	143	211 (includes 93 FTE juvenile and domestic relations judges)
WASHINGTON	9	19	158	213
WEST VIRGINIA	5	—	62	276 (includes 154 magistrates and 122 part-time judges)
WISCONSIN	7	16	223	213
WYOMING	5	—	17	104 (includes 10 part-time justices of the peace and 73 part-time judges)
<b>Total</b>	<b>357</b>	<b>924</b>	<b>10,153</b>	<b>17,974</b>

— = The state does not have a court at the indicated level.

Minnesota—General jurisdiction and limited jurisdiction courts were consolidated in 1987.

NOTE: This table identifies, in parentheses, all individuals who hear cases but are not titled judges/justices. Some states may have given the title "judge" to officials who are called magistrates, justices of the peace, etc., in other states.

Nebraska—The Nebraska Court of Appeals was established September 6, 1991.

Source: State administrative offices of the courts.

North Dakota—Court of Appeals effective July 1, 1987 through January 1, 2000. A temporary court of appeals was established to exercise appellate and original jurisdiction as delegated by the supreme court. (Two of these are district court judges and one a surrogate judge.)

**FOOTNOTES\***

Arkansas—Court of Appeals judges increase to nine effective January 1, 1996.



**FIGURE H: Method of Counting Civil Cases in State Trial Courts, 1995**

State/Court name:	Jurisdiction	Are reopened cases counted as new filings, or identified separately as reopened cases?	Qualifications or Conditions	Are enforcement/ collection proceed- ings counted? If yes, are they counted separately from new case filings?	Are temporary injunc- tions counted? If yes, are they counted separately from new case filings?
<b>ALABAMA:</b>					
Circuit Court	G	New filings		No	No
District Court	L	New filings		No	No
<b>ALASKA:</b>					
Superior Court	G	Reopened		No	No
District Court	L	Reopened		No	No
<b>ARIZONA:</b>					
Superior Court	G	New filings		No	No
Justice of the Peace Court	L	New filings		No	No
<b>ARKANSAS:</b>					
Circuit Court	G	Reopened		No	No
Chancery and Probate Court	G	Reopened		No	No
<b>CALIFORNIA:</b>					
Superior Court	G	Reopened	Retried cases	No	No
Municipal Court	L	Reopened	Retried cases	No	NA
<b>COLORADO:</b>					
District Court	G	Reopened	Post activities	No	No
Water Court	G	Reopened	Post activities	No	No
County Court	L	Reopened	Post activities	No	No
Municipal Court	L	NA		NA	NA
<b>CONNECTICUT:</b>					
Superior Court	G	New filings		No	No If heard separately (rarely occurs)
<b>DELAWARE:</b>					
Court of Chancery	G	Reopened		No	No
Superior Court	G	New filings reopened	If remanded Case rehearing	No	Yes/No
Justice of the Peace Court	L	New filings		No	Yes/No
Family Court	L	New filings are heard separately Reopened if rehearing of total case	If part of original proceeding	No	No
Court of Common Pleas	L	New filings reopened	If remanded rehearing	No	No
<b>DISTRICT OF COLUMBIA:</b>					
Superior Court	G	Reopened		Yes/No	Yes/No
<b>FLORIDA:</b>					
County Court	L	Reopened		Yes/No	Yes/No
Circuit Court	G	Reopened		Yes/No	Yes/No

(continued on next page)

FIGURE H: Method of Counting Civil Cases in State Trial Courts, 1995 (continued)

State/Court name:	Jurisdiction	Are reopened cases counted as new filings, or identified separately as reopened cases?	Qualifications or Conditions	Are enforcement/ collection proceedings counted? If yes, are they counted separately from new case filings?	Are temporary injunctions counted? If yes, are they counted separately from new case filings?
<b>GEORGIA:</b>					
Superior Court	G	New filings		Yes	No
Civil Court	L	NC		NC	NC
State Court	L	New filings		Yes	No
Probate Court	L	New filings		NC	NC
Magistrate Court	L	New filings		Yes	No
Municipal Court	L	NC		NC	NC
<b>HAWAII:</b>					
Circuit Court	G	New filings		Yes/Yes Special proceedings	Yes/Yes Circuit Court: Special proceedings
Family Court	G	New filings			Yes/No
District Court	L	New filings		No	Yes/No (included as new case filing)
<b>IDAHO:</b>					
District Court	G	Reopened		Yes/No	No
<b>ILLINOIS:</b>					
Circuit Court	G	Reopened		No	No
<b>INDIANA:</b>					
Superior Court	G	Reopened	Redocketed	No	No
Circuit Court	G	Reopened	Redocketed	No	No
County Court	L	Reopened	Redocketed	No	No
Municipal Court of Marion County	L	Reopened	Redocketed	No	No
City Court	L	NA	NA	NA	N/Applicable
Small Claims Court of Marion County	L	NA	NA	NA	NA
<b>IOWA:</b>					
District Court	G	New filings		Yes/Yes	No
<b>KANSAS:</b>					
District Court	G	Reopened		No	Yes/No
<b>KENTUCKY:</b>					
Circuit Court	G	Reopened		No	Yes/Yes
District Court	L	Reopened		No	Yes/Yes
<b>LOUISIANA:</b>					
District Court	G	New filings		Yes/Yes	Yes/No
Juvenile Court	G	New filings		Yes/Yes	No
Family Court	G	New filings		No	No
City & Parish Courts	L	New filings		Yes/Yes	No
<b>MAINE:</b>					
Superior Court	G	New filings		No	Yes/No
District Court	L	NC		No	No
Probate Court	L	NC		No	No

(continued on next page)

FIGURE H: Method of Counting Civil Cases in State Trial Courts, 1995 (continued)

State/Court name	Jurisdiction	Are reopened cases counted as new filings, or identified separately as reopened cases?	Qualifications or Conditions	Are enforcement/ collection proceedings counted? If yes, are they counted separately from new case filings?	Are temporary injunctions counted? If yes, are they counted separately from new case filings?
<b>MARYLAND:</b>					
Circuit Court	G	Reopened, but included with new filings		No	NA
District Court	L	NA		NA	Yes/No
<b>MASSACHUSETTS:</b>					
Trial Court of the Commonwealth:					
Superior Court Dept.	G	NC		NA	Yes/No
District Court Dept.	G	NC		Yes/Yes	NA
Boston Municipal Court Dept.	G	NC		Yes/Yes	NA
Housing Court Dept.	G	NC		Yes/Yes	NA
Land Court Dept.	G	NC		N/Applicable	NA
<b>MICHIGAN:</b>					
Court of Claims	G	Reopened		No	No
Circuit Court	G	Reopened		No	No
District Court	L	New filings		NA	NA
Municipal Court	L	New filings		NA	NA
<b>MINNESOTA:</b>					
District Court	G	Identified separately	No	No	
<b>MISSISSIPPI:</b>					
Circuit Court	G	NA		NA	NA
Chancery Court	G	NA		NA	NA
County Court	L	NA		NA	NA
Family Court	L	NA		NA	NA
Justice Court	L	NA		NA	NA
<b>MISSOURI:</b>					
Circuit Court	G	New filings		Yes/No	Yes/No
<b>MONTANA:</b>					
District Court	G	New filings		Yes/Yes	Yes/No
Justice of the Peace Court	L	NA		NA	NA
Municipal Court	L	NA		NA	NA
City Court	L	NA		NA	NA
<b>NEBRASKA:</b>					
District Court	G	Reopened		No	No
County Court	L	Reopened		No	No
<b>NEVADA:</b>					
District Court	G	Reopened	May not be reopened but refers back to original case	Varies/Varies	Varies
<b>NEW HAMPSHIRE:</b>					
Superior Court	G	Reopened		No	No
District Court	L	NC		No	No
Municipal Court	L	NC		No	No

(continued on next page)

FIGURE H: Method of Counting Civil Cases in State Trial Courts, 1995 (continued)

State/Court name:	Jurisdiction	Are reopened cases counted as new filings, or identified separately as reopened cases?	Qualifications or Conditions	Are enforcement/ collection proceedings counted? If yes, are they counted separately from new case filings?	Are temporary injunctions counted? If yes, are they counted separately from new case filings?
<b>NEW JERSEY:</b>					
Superior Court: Civil, Family, General Equity, and Criminal Divisions	G	Reopened		Yes/No	Yes/No (except for domestic violence)
<b>NEW MEXICO:</b>					
District Court	G	Reopened		Yes/Yes	No
Magistrate Court	L	Reopened		No	No
Metropolitan Court of Bernalillo County	L	Reopened		No	No
<b>NEW YORK:</b>					
Supreme Court	G	Reopened		Yes/No	Yes/No
County Court	L	NC		No	No
Court of Claims	L	NC		No	No
Family Court	L	Reopened		Yes/No	No
District Court	L	NC		No	No
City Court	L	NC		No	No
Civil Court of the City of New York	L	NC		No	No
Town & Village Justice Court	L	NC		No	No
<b>NORTH CAROLINA:</b>					
Superior Court	G	NC		No	No
District Court	L	NC		Yes/No	No
<b>NORTH DAKOTA:</b>					
District Court	G	New filings		Yes/Yes (only counted if a hearing was held)	Yes/Yes
<b>OHIO:</b>					
Court of Common Pleas	G	Reopened		Yes/No (are counted separately in domestic relations cases)	Yes/No
Municipal Court	L	Reopened		Yes	Yes
County Court	L	Reopened		Yes	Yes
Court of Claims	L	NA		NA	NA
<b>OKLAHOMA:</b>					
District Court	G	Reopened		No	No
<b>OREGON:</b>					
Circuit Court	G	Reopened, not counted		Yes/No	Yes/No
Justice Court	L	NA		NA	NA
Municipal Court	L	NA		NA	NA
District Court	L	Reopened, not counted		NA	NA
<b>PENNSYLVANIA:</b>					
Court of Common Pleas	G	Reopened		No	No
District Justice Court	L	New filings		NA	NA
<b>PUERTO RICO:</b>					
Court of First Instance	G	New filings		Yes/No	No

(continued on next page)

FIGURE H: Method of Counting Civil Cases in State Trial Courts, 1995 (continued)

State/Court name:	Jurisdiction	Are reopened cases counted as new filings, or identified separately as reopened cases?	Qualifications or Conditions	Are enforcement/ collection proceed- ings counted? If yes, are they counted separately from new case filings?	Are temporary injunc- tions counted? If yes, are they counted separately from new case filings?
RHODE ISLAND:					
Superior Court	G	Reopened		No	Yes/No
District Court	L	Reopened		No	Yes/Yes
Family Court	L	Reopened		No	Yes/Yes
Probate Court	L	NA		NA	NA
SOUTH CAROLINA:					
Circuit Court	G	New filings		No	No (Permanent
Family Court	L	New filings		No	No injunctions
Magistrate Court	L	New filings		No	No are counted
Probate Court	L	New filings		No	No as a new filing)
SOUTH DAKOTA:					
Circuit Court	G	NC		No	Yes/No
TENNESSEE:					
Circuit Court	G	Reopened	(varies based on local practice)		(varies based on local practice)
Chancery Court	G	Reopened	(varies based on local practice)		(varies based on local practice)
General Sessions Court	L	Reopened	(varies based on local practice)		(varies based on local practice)
TEXAS:					
District Court	G	Reopened		No	No
Constitutional County Court	L	Reopened		No	No
County Court at Law	L	Reopened		No	No
Justice Court	L	New filings		No	No
UTAH:					
District Court	G	NC		No	Yes/No
Circuit Court	L	NC		No	Yes/No
Justice Court	L	NC		No	Yes/No
VERMONT:					
Superior Court	G	NC		No	Yes/No
District Court	G	Reopened		No	Yes/No
Family Court	G	Reopened		No	Yes/No
Probate Court	L	Reopened		No	N/Applicable
VIRGINIA:					
Circuit Court	G	Reopened	Reinstated cases	Yes/No	No
District Court	L	New filings			
WASHINGTON:					
Superior Court	G	Reopened		No	Yes/No
Municipal Court	L	New filings		NA	NA
District Court	L	New filings		No	NA
WEST VIRGINIA:					
Circuit Court	G	NC		No	Yes/No
Magistrate Court	L	NC		No	N/Applicable

(continued on next page)

FIGURE H: Method of Counting Civil Cases in State Trial Courts, 1995 (continued)

State/Court name:	Jurisdiction	Are reopened cases counted as new filings, or identified separately as reopened cases?	Qualifications or Conditions	Are enforcement/collection proceedings counted? If yes, are they counted separately from new case filings?	Are temporary injunctions counted? If yes, are they counted separately from new case filings?
WISCONSIN:					
Circuit Court	G	New filings	Identified with R (reopened) suffix, but included in total count	No	Yes/Yes
WYOMING:					
District Court	G	Reopened		No	No
Justice of the Peace Court	L	Reopened		No	NA
County Court	L	Reopened		No	NA

**JURISDICTION CODES:**

G = General Jurisdiction Court

L = Limited Jurisdiction Court

NA = Information is not available

NC = Information is not collected/counted

N/Applicable = Civil case types heard by this court are not applicable to this figure.

Source: State administrative offices of the courts.

# **S**tate Court Caseload Tables

## *1995 State Court Caseload Tables*

105	TABLE 1:	Reported National Caseload for State Appellate Courts, 1995. Mandatory jurisdiction cases and discretionary jurisdiction petitions in courts of last resort and intermediate appellate courts.
106	TABLE 2:	Reported Total Caseload for All State Appellate Courts, 1995. Total mandatory cases, total discretionary petitions, and total discretionary petitions granted that are filed and disposed. The number of and filed-per-judge figures for both the sum of mandatory cases and discretionary petitions, and the sum of mandatory cases and discretionary petitions granted. Court type and the point at which cases are counted.
117	TABLE 3:	Selected Caseload and Processing Measures for Mandatory Cases in State Appellate Courts, 1995. Court type. Filed and disposed cases. Disposed as a percent of filed. Number of judges. Filed per judge. Filed per 100,000 total population.
123	TABLE 4:	Selected Caseload and Processing Measures for Discretionary Petitions in State Appellate Courts, 1995. Court type. Filed and disposed cases. Disposed as a percent of filed. Number of judges. Filed per judge. Filed per 100,000 total population.
128	TABLE 5:	Selected Caseload and Processing Measures for Discretionary Petitions Granted in State Appellate Courts, 1995. Court type. Filed, filed granted, and granted disposed cases. Granted as a percent of filed. Disposed as a percent of granted. Number of judges. Filed granted per judge.
133	TABLE 6:	Opinions Reported by State Appellate Courts, 1995, Opinion unit of count. Composition of opinion count. Signed opinions. Number of justices/judges. Number of lawyer support personnel.
137	TABLE 7:	Reported National Civil and Criminal Caseloads for State Trial Courts, 1995. Civil and criminal cases in general jurisdiction and limited jurisdiction courts.
139	TABLE 8:	Reported Grand Total State Trial Court Caseload, 1995. Jurisdiction, parking, criminal unit of count, and support/custody codes. Case filings and dispositions. Dispositions as a percentage of filings. Filings per 100,000 total population.
148	TABLE 9:	Reported Total State Trial Court Civil Caseload, 1995. Jurisdiction, support/custody codes. Case filings and dispositions. Dispositions as a percentage of filings. Filings per 100,000 total population.
156	TABLE 10:	Reported Total State Trial Court Criminal Caseload, 1995. Jurisdiction, criminal unit of count, and point of filing codes. Case filings and dispositions. Dispositions as a percentage of filings. Filings per 100,000 adult population.
164	TABLE 11:	Reported Total State Trial Court Traffic/Other Violation Caseload, 1995. Jurisdiction, parking codes. Case filings and dispositions. Dispositions as a percentage of filings. Filings per 100,000 total population.
171	TABLE 12:	Reported Total State Trial Court Juvenile Caseload, 1995. Jurisdiction, point of filing codes. Case filings and dispositions. Dispositions as a percentage of filings. Filings per 100,000 juvenile population.
176	TABLE 13:	Mandatory Caseload in State Appellate Courts, 1986-1995. Case filings and dispositions, 1986-1995.
186	TABLE 14:	Discretionary Petitions in State Appellate Courts, 1986-1995. Case filings and dispositions, 1986-1995.
194	TABLE 15:	Felony Caseload in State Trial Courts of General Jurisdiction, 1986-1995. Case filings, 1986-1995.
198	TABLE 16:	Tort Caseload in State Trial Courts of General Jurisdiction, 1986-1995. Case filings, 1986-1995.



**TABLE 1: Reported National Caseload for State Appellate Courts, 1995**

Reported Caseload		Filed	Disposed	
Courts of last resort:				
I. Mandatory jurisdiction cases:				
A.	Number of reported complete cases	22,874	21,822	
	Number of courts reporting complete data	41	38	
B.	Number of reported complete cases that include some discretionary petitions	3,947	5,502	
	Number of courts reporting complete data with some discretionary petitions	6	10	
C.	Number of reported cases that are incomplete	693	543	
	Number of courts reporting incomplete data	2	1	
D.	Number of reported cases that are incomplete and include some discretionary petitions	980	1,006	
	Number of courts reporting incomplete data that include some discretionary petitions	2	2	
II. Discretionary jurisdiction petitions:				
A.	Number of reported complete petitions	55,156	48,324	
	Number of courts reporting complete petitions	45	38	
B.	Number of reported complete petitions that include some mandatory cases	0	4,115	
	Number of courts reporting complete petitions that include some mandatory cases	0	2	
C.	Number of reported petitions that are incomplete	1,140	1,227	
	Number of courts reporting incomplete petitions	3	3	
Intermediate appellate courts:				
I. Mandatory jurisdiction cases:				
A.	Number of reported complete cases	130,711	123,752	
	Number of courts reporting complete data	40	38	
B.	Number of reported complete cases that include some discretionary petitions	30,645	47,498	
	Number of courts reporting complete data with some discretionary petitions	5	7	
C.	Number of reported cases that are incomplete	4,939	4,681	
	Number of courts reporting incomplete data	1	1	
II. Discretionary jurisdiction petitions:				
A.	Number of reported complete petitions	26,388	23,248	
	Number of courts reporting complete petitions	21	18	
B.	Number of reported complete petitions that include some mandatory cases	0	0	
	Number of courts reporting complete petitions that include some mandatory cases	0	0	
C.	Number of reported petitions that are incomplete	0	0	
	Number of courts reporting incomplete petitions	0	0	
Summary section for all appellate courts:				
		Reported Filings		
		COLR	IAC	Total
A.	Number of reported complete cases/petitions	78,030	157,099	235,129
B.	Number of reported complete cases/petitions that include other case types	3,947	30,645	34,592
C.	Number of reported cases/petitions that are incomplete	1,833	4,939	6,772
D.	Number of reported cases/petitions that are incomplete and include other case types	980	—	980
Total		84,790	192,683	277,473
		Reported Dispositions		
		COLR	IAC	Total
A.	Number of reported complete cases/petitions	70,146	147,000	217,146
B.	Number of reported complete cases/petitions that include other case types	9,617	47,498	57,115
C.	Number of reported cases/petitions that are incomplete	1,770	4,681	6,451
D.	Number of reported cases/petitions that are incomplete and include other case types	1006	—	1,006
Total		82,539	199,179	281,718

**TABLE 2: Reported Total Caseload for All State Appellate Courts, 1995**

TOTAL CASES FILED							
State/Court name:	Total mandatory cases filed	Total discretionary petitions filed	Total discretionary petitions filed granted	Sum of mandatory cases and discretionary petitions filed		Sum of mandatory cases and discretionary petitions filed granted	
				Number	Filed per judge	Number	Filed per judge
	States with one court of last resort and one intermediate appellate court						
ALASKA							
Supreme Court	553	200	26	753	151	579	116
Court of Appeals	371	51	3	422	141	374	125
State Total	924	251	29	1,175	147	953	119
ARIZONA							
Supreme Court	91	1,304	NA	1,395	279		
Court of Appeals	3,298	201	NA	3,499	159		
State Total	3,389	1,505		4,894	181		
ARKANSAS							
Supreme Court	548 C	(B)	56	548	78	604	86
Court of Appeals	1,141	NJ	28	1,141	127	1,169	130
State Total	1,689 *		84	1,689	106	1,773	111
CALIFORNIA							
Supreme Court	30	6,299	97 A	6,329	904	127	18
Courts of Appeal	14,923	7,403	NA	22,326	254		
State Total	14,953	13,702		28,655	302		
COLORADO							
Supreme Court	161 A	1,197	NA	1,358	194		
Court of Appeals	2,179	NJ	NJ	2,179	136	2,179	136
State Total	2,340 *	1,197		3,537	154		
CONNECTICUT							
Supreme Court	50	274	67	324	46	117	17
Appellate Court	1,227	NA	NA				
State Total	1,277						
FLORIDA							
Supreme Court	90	2,085	NA	2,175	311		
District Courts of Appeal	18,241	3,455	NA	21,696	356		
State Total	18,331	5,540		23,871	351		
GEORGIA							
Supreme Court	655	1,399	124	2,054	293	779	111
Court of Appeals	3,213	419	75	3,632	404	3,288	365
State Total	3,868	1,818	199	5,686	355	4,067	254
HAWAII							
Supreme Court	721	23	10	744	149	731	146
Intermediate Court of Appeals	220	NJ	NJ	220	55	220	55
State Total	941	23	10	964	107	951	106
IDAHO							
Supreme Court	432 C	96	NA	528	106		
Court of Appeals	371	NJ	NJ	371	124	371	124
State Total	803 *	96		899	112		

## TOTAL CASES DISPOSED

Total mandatory cases disposed	Total discretionary petitions disposed	Total discretionary petitions granted disposed	Sum of mandatory cases and discretionary petitions disposed	Sum of mandatory cases and discretionary petitions granted disposed	Court type	Point at which cases are counted
274	199	15	473	289	COLR	1
355	56	NA	411		IAC	1
629	255		884			
101	1,354	NA	1,455		COLR	6
3,439	260	NA	3,699		IAC	6
3,540	1,614		5,154			
550 C	(B)	NA	550		COLR	2
939	NJ	NA	939		IAC	2
1,489 *			1,489			
10	6,554	82	6,564	92	COLR	6
14,524	7,531	NA	22,055		IAC	2
14,534	14,085		28,619			
(B)	1,316 B	NA	1,316		COLR	1
2,156	NJ	NJ	2,156	2,156	IAC	1
	1,316 *		3,472			
(B)	255 B	NA	255		COLR	1
1,191 B	(B)	NA	1,191		IAC	1
			1,446			
81	2,017	NA	2,098		COLR	1
17,663	3,326	NA	20,989		IAC	1
17,744	5,343		23,087			
775	1,398	NA	2,173		COLR	2
3,379	595	117	3,974	3,496	IAC	2
4,154	1,993		6,147			
722	22	NA	744		COLR	2
158	NJ	NJ	158	158	IAC	2
880	22		902			
456 C	114	NA	570		COLR	1
265	NJ	NJ	265	265	IAC	4
721 *	114		835			

(continued on next page)

TABLE 2: Reported Total Caseload for All State Appellate Courts, 1995 (continued)

State/Court name:	TOTAL CASES FILED						
	Total mandatory cases filed	Total discretionary petitions filed	Total discretionary petitions filed granted	Sum of mandatory cases and discretionary petitions filed		Sum of mandatory cases and discretionary petitions filed granted	
				Number	Filed per judge	Number	Filed per judge
<b>ILLINOIS**</b>							
Supreme Court	1,224	2,121	112	3,345	478	1,336	191
Appellate Court	9,010 B	(B)	NA	9,010	173		
State Total	10,234 *			12,355	209		
<b>IOWA</b>							
Supreme Court	1,506 B	(B)	26	1,506	167	1,532	170
Court of Appeals	742	NJ	NJ	742	124	742	124
State Total	2,248 *		26	2,248	150	2,274	152
<b>KANSAS</b>							
Supreme Court	283	566	30	849	121	313	45
Court of Appeals	2,125 B	(B)	NA	2,125	213		
State Total	2,408 *			2,974	175		
<b>KENTUCKY</b>							
Supreme Court	398	806	NA	1,204	172		
Court of Appeals	3,305	105	NA	3,410	244		
State Total	3,703	911		4,614	220		
<b>LOUISIANA</b>							
Supreme Court	128	3,000	484	3,128	391	612	77
Courts of Appeal	3,920	5,373	1,564	9,293	172	5,484	102
State Total	4,048	8,373	2,048	12,421	200	6,096	98
<b>MARYLAND</b>							
Court of Appeals	223	772	102	995	142	325	46
Court of Special Appeals	2,121	509	26	2,630	202	2,147	165
State Total	2,344	1,281	128	3,625	181	2,472	124
<b>MASSACHUSETTS</b>							
Supreme Judicial Court	125	753	201	878	125	326	47
Appeals Court	2,095	988	NA	3,083	220		
State Total	2,220	1,741		3,961	189		
<b>MICHIGAN</b>							
Supreme Court	1	3,172	116	3,173	453	117	17
Court of Appeals	7,591	2,768	NA	10,359	370		
State Total	7,592	5,940		13,532	387		
<b>MINNESOTA</b>							
Supreme Court	178	785	114	963	138	292	42
Court of Appeals	2,497	51	NA	2,548	159		
State Total	2,675	836		3,511	153		
<b>MISSISSIPPI</b>							
Supreme Court	1,063	84	4	1,147	127	1,067	119
Court of Appeals	535	0	1	535	54	536	54
State Total	1,598	84	5	1,682	181	1,603	173
<b>MISSOURI</b>							
Supreme Court	272	791	47	1,063	152	319	46
Court of Appeals	4,405	NJ	NJ	4,405	138	4,405	138
State Total	4,677	791	47	5,468	140	4,724	121

TOTAL CASES DISPOSED

Total mandatory cases disposed	Total discretionary petitions disposed	Total discretionary petitions granted disposed	Sum of mandatory cases and discretionary petitions disposed	Sum of mandatory cases and discretionary petitions granted disposed	Court type	Point at which cases are counted
1,227	2,193	0	3,420	1,227	COLR	1
9,790 B	(B)	NA	9,790		IAC	1
11,017 *			13,210			
1,273 B	183 A	NA	1,456		COLR	1
710	NJ	NJ	710	710	IAC	4
1,983 *	183 *		2,166			
882 B	(B)	NA	882		COLR	5
1,628 B	(B)	NA	1,628		IAC	5
2,510 *			2,510			
367	678	NA	1,045		COLR	6
3,175	109	NA	3,284		IAC	3
3,542	787		4,329			
121	2,758	466	2,879	587	COLR	2
4,139	5,325	1,439	9,464	5,578	IAC	2
4,260	8,083	1,905	12,343	6,165		
223	708	NA	931		COLR	2
2,105	509	NA	2,614		IAC	2
2,328	1,217		3,545			
131	734	182	865	313	COLR	2
1,851	988	NA	2,839		IAC	2
1,982	1,722		3,704			
(B)	2,799 B	NA	2,799		COLR	1
12,596 B	(B)	NA	12,596		IAC	1
			15,395			
187	747	114	934	301	COLR	1
2,441	54	NA	2,495		IAC	1
2,628	801		3,429			
772	73	4	845	776	COLR	2
535	0	NA	535	NA	IAC	2
1,307	73	1,380				
226	776	60	1,002	286	COLR	1
4,285	NJ	NJ	4,285	4,285	IAC	1
4,511	776	60	5,287	4,571		

(continued on next page)

TABLE 2: Reported Total Caseload for All State Appellate Courts, 1995 (continued)

TOTAL CASES FILED							
State/Court name:	Total mandatory cases filed	Total discretionary petitions filed	Total discretionary petitions filed granted	Sum of mandatory cases and discretionary petitions filed		Sum of mandatory cases and discretionary petitions filed granted	
				Number	Filed per judge	Number	Filed per judge
NEBRASKA							
Supreme Court	54	347	51	401	57	105	15
Court of Appeals	1,349 B	(B)	NJ	1,349	193	1,349	193
State Total	1,403 *		51	1,750	125	1,454	104
NEW JERSEY							
Supreme Court	438	3,038	136	3,476	497	574	82
Appellate Div. of Super. Ct.	7,307	0	NA	7,307	228		
State Total	7,745	3,038		10,783	276		
NEW MEXICO ***							
Supreme Court	198	613	NA	811	162		
Court of Appeals	819	51	NA	870	87		
State Total	1,017	664		1,681	112		
NORTH CAROLINA							
Supreme Court	119	471	61	590	84	180	26
Court of Appeals	1,478	428	79	1,906	159	1,557	130
State Total	1,597	899	140	2,496	131	1,737	91
NORTH DAKOTA							
Supreme Court	403	26	NA	429	86		
Court of Appeals	0	NJ	NJ	0	0	0	0
State Total	403	26		429	54		
OHIO							
Supreme Court	818	1,861	135	2,679	383	953	136
Courts of Appeals	11,435	NJ	NJ	11,435	176	11,435	176
State Total	12,253	1,861	135	14,114	196	12,388	172
OREGON							
Supreme Court	310	768	81	1,078	154	391	56
Court of Appeals	4,426	NJ	NJ	4,426	443	4,426	443
State Total	4,736	768	81	5,504	324	4,817	283
PUERTORICO							
Supreme Court	209	1,038	NA	1,247	178		
Circuit Court of Appeals	1,425	1,076	NA	2,501	76		
State Total	1,634	2,114		3,748	94		
SOUTH CAROLINA							
Supreme Court	301	61	61	362	72	362	72
Court of Appeals	680	NJ	NJ	680	113	680	113
State Total	981	61	61	1,042	95	1,042	95
UTAH							
Supreme Court	584 B	NA	NA				
Court of Appeals	838 B	(B)	NA	838	120		
State Total	1,422 *						
VIRGINIA****							
Supreme Court	59	2,285	200	2,344	335	259	37
Court of Appeals	772	2,259	354	3,031	303	1,126	113
State Total	831	4,544	554	5,375	316	1,385	81

TOTAL CASES DISPOSED

Total mandatory cases disposed	Total discretionary petitions disposed	Total discretionary petitions granted disposed	Sum of mandatory cases and discretionary petitions disposed	Sum of mandatory cases and discretionary petitions granted disposed	Court type	Point at which cases are counted
300 B	(B)	NA	300		COLR	1
1,106 B	(B)	NJ	1,106	1,106		1
1,406 *			1,406			
422	2,958	NA	3,380		COLR	1
7,416	0	NA	7,416		IAC	1
7,838	2,958		10,796			
257	632	NA	889		COLR	5
827 B	(B)	NA	827		IAC	5
1,084 *			1,716			
134	470	60	604	194	COLR	2
1,420	376	NA	1,796		IAC	2
1,554	846		2,400			
371	26	NA	397		COLR	1
0	NJ	NJ	0	0	IAC	
371	26		397			
701	1,698	NA	2,399		COLR	1
11,551	NJ	NJ	11,551	11,551	IAC	1
12,252	1,698		13,950			
282 B	732	(B)	1,014	282	COLR	1
4,430	NJ	NJ	4,430	4,430	IAC	1
4,712 *	732		5,444	4,712		
212	1,220	NA	1,432		COLR	1
586	670	NA	1,256		IAC	1
798	1,890		2,688			
557 B	(B)	NA	557		COLR	2
523	NJ	NJ	523	523	IAC	4
1,080 *			1,080			
584 B	NA	NA			COLR	1
848 B	(B)	NA	848		IAC	1
1,432 *						
61	2,260	0	2,321	61	COLR	1
725	2,505	NA	3,230		IAC	1
786	4,765		5,551			

(continued on next page)

TABLE 2: Reported Total Caseload for All State Appellate Courts, 1995 (continued)

State/Court name:	TOTAL CASES FILED						
	Total mandatory cases filed	Total discretionary petitions filed	Total discretionary petitions filed granted	Sum of mandatory cases and discretionary petitions filed		Sum of mandatory cases and discretionary petitions filed granted	
				Number	Filed per judge	Number	Filed per judge
<b>WASHINGTON</b>							
Supreme Court	111 B	1,073 A	NA	1,184	132		
Court of Appeals	3,663	455	NA	4,118	229		
State Total	3,774 *	1,528 *		5,302	196		
<b>WISCONSIN</b>							
Supreme Court	NJ	1,123	0	1,123	160		
Court of Appeals	3,532 B	(B)	NA	3,532	221		
State Total	3,532 *			4,655	202		
<b>States with no intermediate appellate court</b>							
<b>DELAWARE</b>							
Supreme Court	530 B	0	NA	530	106		
<b>DISTRICT OF COLUMBIA</b>							
Court of Appeals	1,832	16	2	1,848	205	1,834	204
<b>MAINE</b>							
Supreme Judicial Court	988 B	(B)	NA	988	141		
<b>MONTANA</b>							
Supreme Court	532 A	67	8	599	86	540	77
<b>NEVADA</b>							
Supreme Court	1,350	NJ	NJ	1,350	270	1,350	270
<b>NEW HAMPSHIRE</b>							
Supreme Court	NJ	892	NA	892	178		
<b>RHODE ISLAND</b>							
Supreme Court	477	285	6	762	152	483	97
<b>SOUTH DAKOTA</b>							
Supreme Court	358 B	67 A	5	425	85	363	73
<b>VERMONT</b>							
Supreme Court	640	35	0	675	135	640	128
<b>WEST VIRGINIA</b>							
Supreme Court of Appeals	NJ	2,691	597	2,691	538	597	119
<b>WYOMING</b>							
Supreme Court	345	NJ	NJ	345	69	345	69



## TOTAL CASES DISPOSED

Total mandatory cases disposed	Total discretionary petitions disposed	Total discretionary petitions granted disposed	Sum of mandatory cases and discretionary petitions disposed	Sum of mandatory cases and discretionary petitions granted disposed	Court type	Point at which cases are counted
102 B	1,044 A	NA	1,146		COLR	6
3,545	385	NA	3,930		IAC	6
3,647 *	1,429 *		5,076			
NJ	1,008	88	1,008	88	COLR	6
3,465 B	(B)	NA	3,465		IAC	6
3,465 *			4,473			
495 B	0	NA	495		COLR	1
1,482	13	NA	1,495		COLR	1
732 B	(B)	NA	732		COLR	1
543 A	81	NA	624		COLR	1
1,078	NJ	NJ	1,078	1,078	COLR	2
NJ	875	NA	875		COLR	1
410	304	NA	714		COLR	1
461 B	(B)	NA	461		COLR	2
632	33	NA	665		COLR	1
NJ	2,098	592	2,098	592	COLR	1
387	NJ	NJ	387	387	COLR	1

(continued on next page)

TABLE 2: Reported Total Caseload for All State Appellate Courts, 1995 (continued)

TOTAL CASES FILED							
State/Court name:	Total mandatory cases filed	Total discretionary petitions filed	Total discretionary petitions filed granted	Sum of mandatory cases and discretionary petitions filed		Sum of mandatory cases and discretionary petitions filed granted	
				Number	Filed per judge	Number	Filed per judge
				States with multiple appellate courts at any level			
ALABAMA							
Supreme Court	879	797	67	1,676	186	946	105
Court of Civil Appeals	1,949	NJ	NJ	1,949	390	1,949	390
Court of Criminal Appeals	2,400	NJ	NA	2,400	480		
State Total	5,228	797		6,025	317		
INDIANA							
Supreme Court	231	818	76 A	1,049	210	307	61
Court of Appeals	1,803	NA	85			1,888	126
Tax Court	135	NJ	NJ	135	9	135	9
State Total	2,169		161 *			2,330	67
NEW YORK							
Court of Appeals	499	4,861	NA	5,360	766		
Appellate Div. of Sup. Ct.	10,851 B	(B)	NA	10,851	226		
Appellate Terms of Sup. Ct.	2,371 B	(B)	NA	2,371	158		
State Total	13,721 *			18,582	265		
OKLAHOMA							
Supreme Court	1,417	578	NA	1,995	222		
Court of Criminal Appeals	1,367	NJ	NJ	1,367	273	1,367	273
Court of Appeals	1,213	NJ	NJ	1,213	101	1,213	101
State Total	3,997	578		4,575	176		
PENNSYLVANIA							
Supreme Court	307	3,009	NA	3,316	474		
Superior Court	7,606	NJ	NJ	7,606	507	7,606	507
Commonwealth Court	4,939 A	172	NA	5,111	568		
State Total	12,852 *	3,181		16,033	517		
TENNESSEE							
Supreme Court	400	903	98	1,303	261	498	100
Court of Criminal Appeals	1,088	166	42	1,254	139	1,130	126
Court of Appeals	1,106	242	50	1,348	112	1,156	96
State Total	2,594	1,311	190	3,905	150	2,784	107
TEXAS							
Supreme Court	0	1,407	170	1,407	156	170	19
Court of Criminal Appeals	4,232	1,439	112	5,671	630	4,344	483
Courts of Appeals	9,734	NJ	NJ	9,734	122	9,734	122
State Total	13,966	2,846	282	16,812	172	14,248	145

**COURT TYPE:**

COLR = Court of last resort

IAC = Intermediate appellate court

**POINTS AT WHICH CASES ARE COUNTED:**

- 1 = At the notice of appeal
- 2 = At the filing of trial record
- 3 = At the filing of trial record and complete briefs
- 4 = At transfer
- 5 = Other
- 6 = Varies

## TOTAL CASES DISPOSED

Total mandatory cases disposed	Total discretionary petitions disposed	Total discretionary petitions granted disposed	Sum of mandatory cases and discretionary petitions disposed	Sum of mandatory cases and discretionary petitions granted disposed	Court type	Point at which cases are counted
1,005	807	NA	1,812		COLR	1
1,167	NJ	NJ	1,167	1,167	IAC	1
2,490	NJ	NA	2,490		IAC	1
4,662	807		5,469			
226	723	0	949	226	COLR	6
1,838	NA	72		1,910	IAC	6
252	NJ	NJ	252	252	IAC	6
2,316		72		2,388		
340	4,872	229	5,212	569	COLR	1
18,831 B	(B)	NA	18,831		IAC	2
2,356 B	(B)	NA	2,356		IAC	2
21,527 *			26,399			
1,483	592	NA	2,075		COLR	1
1,808	NJ	NJ	1,808	1,808	COLR	2
1,267	NJ	NJ	1,267	1,267	IAC	4
4,558	592		5,150			
446	2,850	NA	3,296		COLR	6
7,558	NJ	NJ	7,558	7,558	IAC	1
4,681 A	NA	NA			IAC	1
12,685 *						
418	785	98	1,203	516	COLR	1
1,099 B	118	(B)	1,217	1,099	IAC	1
1,201 B	182	(B)	1,383	1,201	IAC	1
2,718 *	1,085		3,803	2,816		
0	1,376	110	1,376	110	COLR	1
4,782	1,452	111	6,234	4,893	COLR	5
9,649	NJ	NJ	9,649	9,649	IAC	1
14,431	2,828	221	17,259	14,652		

## NOTE:

( ) = **Mandatory and discretionary jurisdiction** cases cannot be separately identified. Data are reported within the jurisdiction where the court has the majority of its caseload.

NA = Indicates that the data are unavailable. Blank spaces indicate that a calculation is inappropriate.

NJ = This case type is not handled in this court.

(continued on next page)

TABLE 2: Reported Total Caseload for All State Appellate Courts, 1995 (continued)

**QUALIFYING FOOTNOTES:**

An absence of a qualifying footnote indicates that the data are complete.

\* See the qualifying footnote for each court within the state. Each footnote has an effect on the state's total.

\*\* Total mandatory cases filed and disposed in the Illinois Supreme Court do not include the **miscellaneous record cases**.

\*\*\* Total mandatory cases filed in the New Mexico Supreme Court do not include **petitions for extension of time** in criminal cases.

\*\*\*\*Total cases filed in the Virginia Supreme Court reflect data reported by the clerk's office.

**A: The following courts' data are incomplete:**

- California—Supreme Court—Total **discretionary petitions granted** filed data do not include **original proceedings** and **administrative agency cases**.
- Colorado—Supreme Court—Total mandatory filed data do not include some reopened cases, some **disciplinary matters**, and some **interlocutory decisions**.
- Iowa—Supreme Court—**Discretionary petitions** disposed data do not include some **discretionary original proceedings**.
- Montana—Supreme Court—Total mandatory filed and disposed data do not include **administrative agency**, **advisory opinions**, and **original proceedings**.
- Pennsylvania—Commonwealth Court—Total mandatory filed and disposed data do not include some **administrative agency cases** and some **original proceedings**.
- South Dakota—Supreme Court—Total **discretionary petitions** filed data do not include **advisory opinions**, which are reported with mandatory jurisdiction cases.
- Washington—Supreme Court—Total **discretionary petitions** filed and disposed data do not include some **discretionary petitions**.

**B: The following courts' data are overinclusive:**

- Colorado—Supreme Court—Total discretionary petitions disposed data include all **mandatory jurisdiction cases**.
- Connecticut—Supreme Court—Total **discretionary** disposed data include all **mandatory cases** that were disposed.
  - Appellate Court—Total **mandatory** disposed data include all **discretionary petitions** that were disposed.
- Delaware—Supreme Court—Total mandatory filed and disposed data include some **discretionary petitions** that were **granted**.
- Illinois—Appellate Court—Total mandatory filed and disposed data include all **discretionary petitions**.
- Iowa—Supreme Court—Total mandatory filed and disposed data include **discretionary petitions**.
- Kansas—Supreme Court—Total mandatory disposed data include **discretionary petitions** that were disposed.
  - Court of Appeals—Total mandatory filed and disposed data include all **discretionary petitions**.
- Maine—Supreme Judicial Court—Total mandatory filed and disposed data include **discretionary petitions**.
- Michigan—Supreme Court—Total **discretionary petitions** disposed data include **mandatory cases** disposed.
  - Court of Appeals—Total **mandatory cases** disposed data include all **discretionary petitions** disposed.

Nebraska—Supreme Court—Total mandatory disposed data include all **discretionary petitions**.

—Court of Appeals—Total mandatory filed and disposed data include all **discretionary petitions**.

New Mexico—Court of Appeals—Total mandatory disposed data include all **discretionary petitions**.

New York—Appellate Divisions of Supreme Court—Total mandatory filed and disposed data include all **discretionary petitions** that were disposed.

—Appellate Terms of Supreme Court—Total mandatory filed and disposed data include all **discretionary petitions** that were disposed.

Oregon—Supreme Court—Total mandatory disposed data include all **discretionary petitions** that were granted.

South Carolina—Supreme Court—Total mandatory disposed data include all **discretionary petitions** that were disposed.

South Dakota—Supreme Court—Total mandatory filed data include **discretionary advisory opinions**. Total mandatory disposed data include all **discretionary petitions** that were disposed.

Tennessee—Court of Criminal Appeals—Total mandatory disposed data include **discretionary petitions filed granted, and disposed**.

—Court of Civil Appeals—Total mandatory disposed data include **discretionary petitions filed granted, and disposed**.

Utah—Supreme Court—Total mandatory filed and disposed data include all **discretionary petitions**.

—Court of Appeals—Total mandatory filed and disposed data include all **discretionary petitions**.

Washington—Supreme Court—Total mandatory filed and disposed data include some **discretionary petitions**.

Wisconsin—Court of Appeals—Total mandatory filed and disposed data include all **discretionary petitions**.

**C: The following courts' data are both incomplete and overinclusive:**

Arkansas—Supreme Court—Total mandatory filed and disposed data include a few **discretionary petitions**, but do not include **mandatory attorney disciplinary cases** and **certified questions from the federal courts**.

Idaho—Supreme Court—Total mandatory filed and disposed data include **discretionary original proceedings**, **interlocutory decisions** and **advisory opinions**, but do not include **mandatory interlocutory decisions**.

**TABLE 3: Selected Caseload and Processing Measures for Mandatory Cases in State Appellate Courts, 1995**

<u>State/Court name:</u>	<u>Court type</u>	<u>Filed</u>	<u>Disposed</u>	<u>Disposed as a percent of filed</u>	<u>Number of judges</u>	<u>Filed per judge</u>	<u>Filed per 100,000 population</u>
<b>States with one court of last resort and one intermediate appellate court</b>							
<b>ALASKA</b>							
Supreme Court	COLR	553	274	50	5	111	92
Court of Appeals	IAC	371	355	96	3	124	61
State Total		924	629	68	8	116	153
<b>ARIZONA</b>							
Supreme Court	COLR	91	101	111	5	18	2
Court of Appeals	IAC	3,298	3,439	104	22	150	78
State Total		3,389	3,540	104	27	126	80
<b>ARKANSAS</b>							
Supreme Court	COLR	548 C	550 C	100	7	78	22
Court of Appeals	IAC	1,141	939	82	9	127	46
State Total		1,689 *	1,489 *	88	16	106	68
<b>CALIFORNIA</b>							
Supreme Court	COLR	30	10	33	7	4	1
Courts of Appeal	IAC	14,923	14,524	97	88	170	47
State Total		14,953	14,534	97	95	157	47
<b>COLORADO</b>							
Supreme Court	COLR	161 A	(B)		7	23	4
Court of Appeals	IAC	2,179	2,156	99	16	136	58
State Total		2,340 *	2,156		23	102	62
<b>CONNECTICUT</b>							
Supreme Court	COLR	50	(B)		7	7	2
Appellate Court	IAC	1,227	1,191 B		9	136	37
State Total		1,277	1,191 *		16	80	39
<b>FLORIDA</b>							
Supreme Court	COLR	90	81	90	7	13	1
District Courts of Appeal	IAC	18,241	17,663	97	61	299	129
State Total		18,331	17,744	97	68	270	129
<b>GEORGIA</b>							
Supreme Court	COLR	655	775	118	7	94	9
Court of Appeals	IAC	3,213	3,379	105	9	357	45
State Total		3,868	4,154	107	16	242	54
<b>HAWAII</b>							
Supreme Court	COLR	721	722	100	5	144	61
Intermediate Court of Appeals	IAC	220	158	72	4	55	19
State Total		941	880	94	9	105	79
<b>IDAHO</b>							
Supreme Court	COLR	432 C	456 C	106	5	86	37
Court of Appeals	IAC	371	265	71	3	124	32
State Total		803 *	721 *	90	8	100	69
<b>ILLINOIS</b>							
Supreme Court	COLR	1,224	1,227	100	7	175	10
Appellate Court	IAC	9,010 B	9,790 B	109	52	173	76
State Total		10,234 *	11,017 *	108	59	173	87

(continued on next page)

TABLE 3: Selected Caseload and Processing Measures for Mandatory Cases in State Appellate Courts, 1995 (continued)

State/Court name:	Court type	Filed	Disposed	Disposed as a percent of filed	Number of judges	Filed per judge	Filed per 100,000 population
<b>IOWA</b>							
Supreme Court	COLR	1,506 B	1,273 B	85	9	167	53
Court of Appeals	IAC	742	710	96	6	124	26
State Total		2,248 *	1,983 *	88	15	150	79
<b>KANSAS</b>							
Supreme Court	COLR	283	882 B		7	40	11
Court of Appeals	IAC	2,125 B	1,628 B	77	10	213	83
State Total		2,408 *	2,510 *		17	142	94
<b>KENTUCKY</b>							
Supreme Court	COLR	398	367	92	7	57	10
Court of Appeals	IAC	3,305	3,175	96	14	236	86
State Total		3,703	3,542	96	21	176	96
<b>LOUISIANA</b>							
Supreme Court	COLR	128	121	95	8	16	3
Courts of Appeal	IAC	3,920	4,139	106	54	73	90
State Total		4,048	4,260	105	62	65	93
<b>MARYLAND</b>							
Court of Appeals	COLR	223	223	100	7	32	4
Court of Special Appeals	IAC	2,121	2,105	99	13	163	42
State Total		2,344	2,328	99	20	117	46
<b>MASSACHUSETTS</b>							
Supreme Judicial Court	COLR	125	131	105	7	18	2
Appeals Court	IAC	2,095	1,851	88	14	150	34
State Total		2,220	1,982	89	21	106	37
<b>MICHIGAN</b>							
Supreme Court	COLR	1	(B)	7	0	0	
Court of Appeals	IAC	7,591	12,596 B		28	271	79
State Total		7,592	12,596 *		35	217	80
<b>MINNESOTA</b>							
Supreme Court	COLR	178	187	105	7	25	4
Court of Appeals	IAC	2,497	2,441	98	16	156	54
State Total		2,675	2,628	98	23	116	58
<b>MISSISSIPPI</b>							
Supreme Court	COLR	1,063	772	73	9	118	39
Court of Appeals	IAC	535	535	100	10	54	20
State Total		1,598	1,307	82	19	84	59
<b>MISSOURI</b>							
Supreme Court	COLR	272	226	83	7	39	5
Court of Appeals	IAC	4,405	4,285	97	32	138	83
State Total		4,677	4,511	96	39	120	88
<b>NEBRASKA</b>							
Supreme Court	COLR	54	300 B		7	8	3
Court of Appeals	IAC	1,349 B	1,106 B	82	7	193	82
State Total		1,403 *	1,406 *		14	100	86
<b>NEW JERSEY</b>							
Supreme Court	COLR	438	422	96	7	63	6
Appellate Div. of Super. Ct.	IAC	7,307	7,416	101	32	228	92
State Total		7,745	7,838	101	39	199	97

(continued on next page)

TABLE 3: Selected Caseload and Processing Measures for Mandatory Cases in State Appellate Courts, 1995 (continued)

State/Court name:	Court type	Filed	Disposed	Disposed as a percent of filed	Number of judges	Filed per judge	Filed per 100,000 population
<b>NEW MEXICO</b>							
Supreme Court	COLR	198	257	130	5	40	12
Court of Appeals	IAC	819	827 B		10	82	49
State Total		1,017	1,084 *		15	68	60
<b>NORTH CAROLINA</b>							
Supreme Court	COLR	119	134	113	7	17	2
Court of Appeals	IAC	1,478	1,420	96	12	123	21
State Total		1,597	1,554	97	19	84	22
<b>NORTH DAKOTA</b>							
Supreme Court	COLR	403	371	92	5	81	63
Court of Appeals	IAC	0	0		3		
State Total		403	371	92	8	50	63
<b>OHIO</b>							
Supreme Court	COLR	818	701	86	7	117	7
Courts of Appeals	IAC	11,435	11,551	101	65	176	103
State Total		12,253	12,252	100	72	170	110
<b>OREGON</b>							
Supreme Court	COLR	310	282 B		7	44	10
Court of Appeals	IAC	4,426	4,430	100	10	443	141
State Total		4,736	4,712 *		17	279	151
<b>PUERTO RICO</b>							
Supreme Court	COLR	209	212	101	7	30	6
Circuit Court of Appeals	IAC	1,425	586	41	33	43	38
State Total		1,634	798	49	40	41	44
<b>SOUTH CAROLINA</b>							
Supreme Court	COLR	301	557 B		5	60	8
Court of Appeals	IAC	680	523	77	6	113	19
State Total		981	1,080 *		11	89	27
<b>UTAH</b>							
Supreme Court	COLR	584 B	584 B	100	5	117	30
Court of Appeals	IAC	838 B	848 B	101	7	120	43
State Total		1,422 *	1,432 *	101	12	119	73
<b>VIRGINIA</b>							
Supreme Court	COLR	59	61	103	7	8	1
Court of Appeals	IAC	772	725	94	10	77	12
State Total	831	786	95		17	49	13
<b>WASHINGTON</b>							
Supreme Court	COLR	111 B	102 B	92	9	12	2
Court of Appeals	IAC	3,663	3,545	97	18	204	67
State Total		3,774 *	3,647 *	97	27	140	69
<b>WISCONSIN</b>							
Supreme Court	COLR	NJ	NJ		7		
Court of Appeals	IAC	3,532 B	3,465 B	98	16	221	69
State Total		3,532 *	3,465 *	98	23	154	69
<b>States with no intermediate appellate court</b>							
<b>DELAWARE</b>							
Supreme Court	COLR	530 B	495 B	93	5	106	74

(continued on next page)

TABLE 3: Selected Caseload and Processing Measures for Mandatory Cases in State Appellate Courts, 1995 (continued)

<u>State/Court name:</u>	<u>Court type</u>	<u>Filed</u>	<u>Disposed</u>	<u>Disposed as a percent of filed</u>	<u>Number of judges</u>	<u>Filed per judge</u>	<u>Filed per 100,000 population</u>
DISTRICT OF COLUMBIA Court of Appeals	COLR	1,832	1,482	81	9	204	331
MAINE Supreme Judicial Court	COLR	988 B	732 B	74	7	141	80
MONTANA Supreme Court	COLR	532 A	543 A	102	7	76	61
NEVADA Supreme Court	COLR	1,350	1,078	80	5	270	88
NEW HAMPSHIRE Supreme Court	COLR	NJ	NJ		5		
RHODE ISLAND Supreme Court	COLR	477	410	86	5	95	48
SOUTH DAKOTA Supreme Court	COLR	358 B	461 B	129	5	72	49
VERMONT Supreme Court	COLR	640	632	99	5	128	109
WEST VIRGINIA Supreme Court of Appeals	COLR	NJ	NJ		5		
WYOMING Supreme Court	COLR	345	387	112	5	69	72
<b>States with multiple appellate courts at any level</b>							
ALABAMA							
Supreme Court	COLR	879	1,005	114	9	98	21
Court of Civil Appeals	IAC	1,949	1,167	60	5	390	46
Court of Criminal Appeals	IAC	2,400	2,490	104	5	480	56
State Total		5,228	4,662	89	19	275	123
INDIANA							
Supreme Court	COLR	231	226	98	5	46	4
Court of Appeals	IAC	1,803	1,838	102	15	120	31
Tax Court	IAC	135	252	187	1	135	2
State Total		2,169	2,316	107	21	103	37
NEW YORK							
Court of Appeals	COLR	499	340	68	7	71	3
Appellate Div. of Sup. Ct.	IAC	10,851 B	18,831 B	174	48	226	60
Appellate Terms of Sup. Ct.	IAC	2,371 B	2,356 B	99	15	158	13
State Total		13,721 *	21,527 *	157	70	196	76
OKLAHOMA							
Supreme Court	COLR	1,417	1,483	105	9	157	43
Court of Criminal Appeals	COLR	1,367	1,808	132	5	273	42
Court of Appeals	IAC	1,213	1,267	104	12	101	37
State Total		3,997	4,558	114	26	154	122

(continued on next page)



TABLE 3: Selected Caseload and Processing Measures for Mandatory Cases in State Appellate Courts, 1995 (continued)

State/Court name:	Court type	Filed	Disposed	Disposed as a percent of filed	Number of judges	Filed per judge	Filed per 100,000 population
<b>PENNSYLVANIA</b>							
Supreme Court	COLR	307	446	145	7	44	3
Superior Court	IAC	7,606	7,558	99	15	507	63
Commonwealth Court	IAC	4,939 A	4,681 A	95	9	549	41
State Total		12,852 *	12,685 *	99	31	415	106
<b>TENNESSEE</b>							
Supreme Court	COLR	400	418	105	5	80	8
Court of Appeals	IAC	1,106	1,201 B		12	92	21
Court of Criminal Appeals	IAC	1,088	1,099 B		9	121	21
State Total		2,594	2,718 *		26	100	49
<b>TEXAS</b>							
Supreme Court	COLR	0	0		9		
Court of Criminal Appeals	COLR	4,232	4,782	113	9	470	23
Courts of Appeals	IAC	9,734	9,649	99	80	122	52
State Total		13,966	14,431	103	98	143	75

**COURT TYPE:**

COLR = Court of Last Resort  
IAC = Intermediate Appellate Court

**NOTE:**

- NA = Data are unavailable. Blank spaces indicate that a calculation is inappropriate.
- NJ = This case type is not handled in this court.
- (B) = **Mandatory jurisdiction** cases cannot be separately identified and are reported with **discretionary petitions**. (See Table 4.)

**QUALIFYING FOOTNOTES:**

The absence of a qualifying footnote indicates that data are complete.

\* See the qualifying footnote for each court in the state. Each footnote has an effect on the state total.

**A: The following courts' data are incomplete:**

- Colorado—Supreme Court—Total mandatory filed data do not include some reopened cases, some **disciplinary matters**, and some **interlocutory decisions**.
- Montana—Supreme Court—Total mandatory filed and disposed data do not include **administrative agency appeals**, **advisory opinions**, and **original proceedings**.
- Pennsylvania—Commonwealth Court—Total mandatory filed and disposed data do not include some **administrative agency** cases and some **original proceedings**.

**B: The following courts' data are overinclusive:**

- Connecticut—Appellate Court—Total mandatory disposed data include all **discretionary petitions that were disposed**.
- Delaware—Supreme Court—Total mandatory filed and disposed data include **discretionary petitions that were granted**.
- Illinois—Appellate Court—Total mandatory filed and disposed data include all **discretionary petitions**.
- Iowa—Supreme Court—Total mandatory filed and disposed data include **discretionary petitions**.
- Kansas—Supreme Court—Total mandatory disposed data include **discretionary petitions that were disposed**.  
—Court of Appeals—Total mandatory filed and disposed data include all **discretionary petitions**.
- Maine—Supreme Judicial Court—Total mandatory filed and disposed data include **discretionary petitions**.
- Michigan—Court of Appeals—Total mandatory disposed data include **discretionary petitions**.
- Nebraska—Supreme Court—Total mandatory disposed data include all **discretionary petitions**.  
—Court of Appeals—Total mandatory filed and disposed data include all **discretionary petitions**.
- New Mexico—Court of Appeals—Total mandatory disposed data include all **discretionary petitions**.
- New York—Appellate Divisions of Supreme Court—Total mandatory filed and disposed data include all **discretionary petitions that were disposed**.  
—Appellate Terms of Supreme Court—Total mandatory filed and disposed data include all **discretionary petitions that were disposed**.
- Oregon—Supreme Court—Total mandatory disposed data include all **discretionary petitions that were granted**.
- South Carolina—Supreme Court—Total mandatory disposed data include all **discretionary petitions that were disposed**.
- South Dakota—Supreme Court—Total mandatory filed and disposed data

(continued on next page)

TABLE 3: Selected Caseload and Processing Measures for Mandatory Cases in State Appellate Courts, 1995 (continued)

include discretionary **advisory opinions**.  
 Tennessee—Court of Appeals— Total mandatory disposed data include **discretionary petitions** filed granted, and disposed.  
     —Court of Criminal Appeals— Total mandatory disposed data include **discretionary petitions filed granted, and disposed**.  
 Utah—Supreme Court—Total mandatory filed and disposed data include all **discretionary petitions**.  
     —Court of Appeals—Total mandatory filed and disposed data include all **discretionary petitions**.  
 Washington—Supreme Court—Total mandatory filed and disposed data include some **discretionary petitions**.  
 Wisconsin—Court of Appeals—Total mandatory filed and disposed data include all **discretionary petitions**.

C: The following courts' data are both incomplete and overinclusive:

Arkansas—Supreme Court—Total mandatory filed and disposed data include a few **discretionary petitions**, but do not include **mandatory attorney disciplinary cases** and **certified questions from the federal courts**.  
 Idaho—Supreme Court—Total mandatory filed and disposed data include **discretionary original proceedings, interlocutory decisions** and **advisory opinions**, but do not include **mandatory interlocutory decisions**.

**TABLE 4: Selected Caseload and Processing Measures for Discretionary Petitions in State Appellate Courts, 1995**

<u>State/Court name:</u>	<u>Court type</u>	<u>Filed</u>	<u>Disposed</u>	<u>Disposed as a percent of filed</u>	<u>Number of judges</u>	<u>Filed per judge</u>	<u>Filed per 100,000 population</u>
<b>States with one court of last resort and one intermediate appellate court</b>							
<b>ALASKA</b>							
Supreme Court	COLR	200	199	100	5	40	33
Court of Appeals	IAC	51	56	110	3	17	8
State Total		251	255	102	8	31	42
<b>ARIZONA</b>							
Supreme Court	COLR	1,304	1,354	104	5	261	31
Court of Appeals	IAC	201	260	129	22	9	5
State Total		1,505	1,614	107	27	56	36
<b>ARKANSAS</b>							
Supreme Court	COLR	NA	NA		7		
Court of Appeals	IAC	NJ	NJ		9		
State Total					16		
<b>CALIFORNIA</b>							
Supreme Court	COLR	6,299	6,554	104	7	900	20
Courts of Appeal	IAC	7,403	7,531	102	88	84	23
State Total		13,702	14,085	103	95	144	43
<b>COLORADO</b>							
Supreme Court	COLR	1,197	1,316 B		7	171	32
Court of Appeals	IAC	NJ	NJ		16		
State Total		1,197	1,316 *		23	52	32
<b>CONNECTICUT</b>							
Supreme Court	COLR	274	238 B		7	39	8
Appellate Court	IAC	NA	NA		9		
State Total					16		
<b>FLORIDA</b>							
Supreme Court	COLR	2,085	2,017	97	7	298	15
District Courts of Appeal	IAC	3,455	3,326	96	61	57	24
State Total		5,540	5,343	96	68	81	39
<b>GEORGIA</b>							
Supreme Court	COLR	1,399	1,398	100	7	200	19
Court of Appeals	IAC	419	595	142	9	47	6
State Total		1,818	1,993	110	16	114	25
<b>HAWAII</b>							
Supreme Court	COLR	23	22	96	5	5	2
Intermediate Court of Appeals	IAC	NJ	NJ		4		
State Total		23	22	96	9	3	2
<b>IDAHO</b>							
Supreme Court	COLR	96	114	119	5	19	8
Court of Appeals	IAC	NJ	NJ		3		
State Total		96	114	119	8	12	8
<b>ILLINOIS</b>							
Supreme Court	COLR	2,121	2,193	103	7	303	18
Appellate Court	IAC	NA	NA		52		
State Total					59		
<b>IOWA</b>							
Supreme Court	COLR	NA	183 A		9		
Court of Appeals	IAC	NJ	NJ		6		
State Total			183 *		15		

(continued on next page)

TABLE 4: Selected Caseload and Processing Measures for Discretionary Petitions in State Appellate Courts, 1995 (continued)

<u>State/Court name:</u>	<u>Court type</u>	<u>Filed</u>	<u>Disposed</u>	<u>Disposed as a percent of filed</u>	<u>Number of judges</u>	<u>Filed per judge</u>	<u>Filed per 100,000 population</u>
<b>KANSAS</b>							
Supreme Court	COLR	566	NA		7	81	22
Court of Appeals	IAC	NA	NA		10		
State Total					17		
<b>KENTUCKY</b>							
Supreme Court	COLR	806	678	84	7	115	21
Court of Appeals	IAC	105	109	104	14	8	3
State Total		911	787	86	21	43	24
<b>LOUISIANA</b>							
Supreme Court	COLR	3,000	2,758	92	8	375	69
Courts of Appeal	IAC	5,373	5,325	99	54	100	124
State Total		8,373	8,083	97	62	135	193
<b>MARYLAND</b>							
Court of Appeals	COLR	772	708	92	7	110	15
Court of Special Appeals	IAC	509	509	100	13	39	10
State Total		1,281	1,217	95	20	64	25
<b>MASSACHUSETTS</b>							
Supreme Judicial Court	COLR	753	734	97	7	108	12
Appeals Court	IAC	988	988	100	14	71	16
State Total		1,741	1,722	99	21	83	29
<b>MICHIGAN</b>							
Supreme Court	COLR	3,172	2,799 B		7	453	33
Court of Appeals	IAC	2,768	NA		28	99	29
State Total		5,940			35	170	62
<b>MINNESOTA</b>							
Supreme Court	COLR	785	747	95	7	112	17
Court of Appeals	IAC	51	54	106	16	3	1
State Total		836	801	96	23	36	18
<b>MISSISSIPPI</b>							
Supreme Court	COLR	84	73	87	9	9	3
Court of Appeals	IAC	0	0	10			
State Total							
<b>MISSOURI</b>							
Supreme Court	COLR	791	776	98	7	113	15
Court of Appeals	IAC	NJ	NJ		32		
State Total		791	776	98	39	20	15
<b>NEBRASKA</b>							
Supreme Court	COLR	347	NA		7	50	21
Court of Appeals	IAC	NJ	NA		6		
State Total		347			13	27	21
<b>NEW JERSEY</b>							
Supreme Court	COLR	3,038	2,958	97	7	434	38
Appellate Div. of Super. Ct.	IAC	0	0		32		
State Total		3,038	2,958	97	39	78	38
<b>NEW MEXICO</b>							
Supreme Court	COLR	613	632	103	5	123	36
Court of Appeals	IAC	51	NA		10	5	3
State Total		664			15	44	39
<b>NORTH CAROLINA</b>							
Supreme Court	COLR	471	470	100	7	67	7
Court of Appeals	IAC	428	376	88	12	36	6
State Total		899	846	94	19	47	12

(continued on next page)

TABLE 4: Selected Caseload and Processing Measures for Discretionary Petitions in State Appellate Courts, 1995 (continued)

State/Court name:	Court type	Filed	Disposed	Disposed as a percent of filed	Number of judges	Filed per judge	Filed per 100,000 population
<b>NORTH DAKOTA</b>							
Supreme Court	COLR	26	26	100	5	5	4
Court of Appeals	IAC	NJ	NJ		3		
State Total		26	26	8	3	4	
<b>OHIO</b>							
Supreme Court	COLR	1,861	1,698	91	7	266	17
Courts of Appeals	IAC	NJ	NJ		65		
State Total		1,861	1,698	91	72	26	17
<b>OREGON</b>							
Supreme Court	COLR	768	732	95	7	110	24
Court of Appeals	IAC	NJ	NJ		10		
State Total		768	732	95	17	45	24
<b>PUERTO RICO</b>							
Supreme Court	COLR	1,038	1,220	118	7	148	42
Circuit Court of Appeals	IAC	1,076	670	62	10	108	43
State Total		2,114	1,890	89	17	124	85
<b>SOUTH CAROLINA</b>							
Supreme Court	COLR	61	NA		5	12	2
Court of Appeals	IAC	NJ	NJ		6		
State Total		61			11	6	2
<b>UTAH</b>							
Supreme Court	COLR	NA	NA		5		
Court of Appeals	IAC	NA	NA		7		
State Total					12		
<b>VIRGINIA</b>							
Supreme Court	COLR	2,285	2,260	99	7	326	35
Court of Appeals	IAC	2,259	2,505	111	10	226	34
State Total		4,544	4,765	105	17	267	69
<b>WASHINGTON</b>							
Supreme Court	COLR	1,073 A	1,044 A	97	9	119	20
Court of Appeals	IAC	455	385	85	18	25	8
State Total		1,528 *	1,429 *	94	27	57	28
<b>WISCONSIN</b>							
Supreme Court	COLR	1,123	1,008	90	7	160	22
Court of Appeals	IAC	NA	NA		16		
State Total					23		
<b>States with no intermediate appellate court</b>							
<b>DELAWARE</b>							
Supreme Court	COLR	0	0		5		
<b>DISTRICT OF COLUMBIA</b>							
Court of Appeals	COLR	16	13	81	9	2	3
<b>MAINE</b>							
Supreme Judicial Court	COLR	NA	NA		7		
<b>MONTANA</b>							
Supreme Court	COLR	67	81	121	7	10	8
<b>NEVADA</b>							
Supreme Court	COLR	NJ	NJ		5		

(continued on next page)

TABLE 4: Selected Caseload and Processing Measures for Discretionary Petitions in State Appellate Courts, 1995 (continued)

<u>State/Court name:</u>	<u>Court type</u>	<u>Filed</u>	<u>Disposed</u>	<u>Disposed as a percent of filed</u>	<u>Number of judges</u>	<u>Filed per judge</u>	<u>Filed per 100,000 population</u>
NEW HAMPSHIRE							
Supreme Court	COLR	892	875	98	5	178	78
RHODE ISLAND							
Supreme Court	COLR	285	304	107	5	57	29
SOUTH DAKOTA							
Supreme Court	COLR	67 A	NA		5	13	9
VERMONT							
Supreme Court	COLR	35	33	94	5	7	6
WEST VIRGINIA							
Supreme Court of Appeals	COLR	2,691	2,098	78	5	538	147
WYOMING							
Supreme Court	COLR	NJ	NJ		5		
<b>States with multiple appellate courts at any level</b>							
ALABAMA							
Supreme Court	COLR	797	807	101	9	89	19
Court of Civil Appeals	IAC	NJ	NJ		5		
Court of Criminal Appeals	IAC	NJ	NJ		5		
State Total		797	807	101	19	42	19
INDIANA							
Supreme Court	COLR	818	723	88	5	164	14
Court of Appeals	IAC	NA	NA		15		
Tax Court	IAC	NJ	NJ		1		
State Total					21		
NEW YORK							
Court of Appeals	COLR	4,861	4,872	100	7	694	27
Appellate Div. of Sup. Ct.	IAC	NA	NA		48		
Appellate Terms of Sup. Ct.	IAC	NA	NA		15		
State Total					70		
OKLAHOMA							
Supreme Court	COLR	578	592	102	9	64	18
Court of Criminal Appeals	COLR	NJ	NJ		5		
Court of Appeals	IAC	NJ	NJ		12		
State Total		578	592	102	26	22	18
PENNSYLVANIA							
Supreme Court	COLR	3,009	2,850	95	7	430	25
Superior Court	IAC	NJ	NJ		15		
Commonwealth Court	IAC	172	NA		9	19	1
State Total		3,181			31	103	26
TENNESSEE							
Supreme Court	COLR	903	785	87	5	181	17
Court of Appeals	IAC	242	182	75	12	20	5
Court of Criminal Appeals	IAC	166	118	71	9	18	3
State Total		1,311	1,085	83	26	50	25

(continued on next page)

TABLE 4: Selected Caseload and Processing Measures for Discretionary Petitions in State Appellate Courts, 1995 (continued)

<u>State/Court name:</u>	<u>Court type</u>	<u>Filed</u>	<u>Disposed</u>	<u>Disposed as a percent of filed</u>	<u>Number of judges</u>	<u>Filed per judge</u>	<u>Filed per 100,000 population</u>
<b>TEXAS</b>							
Supreme Court	COLR	1,407	1,376	98	9	156	8
Court of Criminal Appeals	COLR	1,439	1,452	101	9	160	8
Courts of Appeals	IAC	NJ	NJ		80		
State Total		2,846	2,828	99	98	29	15

**COURT TYPE:**

COLR = Court of Last Resort

IAC = Intermediate Appellate Court

**NOTE:**

NA = Data are unavailable. Blank spaces indicate that a calculation is inappropriate.

NJ = This case type is not handled in this court.

(B) = **Discretionary petitions** cannot be separately identified and are reported with **mandatory** cases. (See Table 3).

**QUALIFYING FOOTNOTES:**

The absence of a qualifying footnote indicates that data are complete.

\* See the qualifying footnote for each court in the state. Each footnote has an effect on the state's total.

A: The following courts' data are incomplete:

Iowa—Supreme Court—**Discretionary petitions granted and disposed** do not include some **discretionary original proceedings**.

South Dakota—Supreme Court—Total discretionary petitions filed data do not include discretionary **advisory opinions**, which are reported with **mandatory jurisdiction** cases.

Washington—Supreme Court—Total discretionary petitions filed and disposed data do not include some **discretionary petitions** that are reported with **mandatory jurisdiction** cases.

B: The following courts' data are overinclusive:

Colorado—Supreme Court—Total **discretionary petitions** disposed data include all **mandatory disposed** cases.

Connecticut—Supreme Court—Total **discretionary** disposed data include all **mandatory** disposed cases.

Michigan—Supreme Court—Total discretionary petitions disposed data include all **mandatory disposed** cases.

**TABLE 5: Selected Caseload and Processing Measures for Discretionary Petitions Granted in State Appellate Courts, 1995**

State/Court name:	Court type	Discretionary petitions:			Granted as a percent of filed	Disposed as a percent of granted	Number of judges	Filed granted per judge
		filed	filed granted	granted disposed				
States with one court of last resort and one intermediate appellate court								
ALASKA								
Supreme Court	COLR	200	26	15	13	58	5	5
Court of Appeals	IAC	51	3	NA	6		3	1
State Total		251	29		12			
ARIZONA								
Supreme Court	COLR	1,304	NA	NA			5	
Court of Appeals	IAC	201	NA	NA			22	
State Total		1,505						
ARKANSAS								
Supreme Court	COLR	NA	56	NA			7	8
Court of Appeals	IAC	NJ	28	NA			9	3
State Total			84					
CALIFORNIA								
Supreme Court	COLR	6,299	97 A	82			7	14
Courts of Appeal	IAC	7,403	NA	NA			88	
State Total		13,702						
COLORADO								
Supreme Court	COLR	1,197	NA	NA			7	
Court of Appeals	IAC	NJ	NJ	NJ			16	
State Total		1,197						
CONNECTICUT								
Supreme Court	COLR	274	67	NA	24		7	10
Appellate Court	IAC	NA	NA	NA			9	
State Total								
FLORIDA								
Supreme Court	COLR	2,085	NA	NA			7	
District Courts of Appeal	IAC	3,455	NA	NA			61	
State Total		5,540						
GEORGIA								
Supreme Court	COLR	1,399	124	NA	9		7	18
Court of Appeals	IAC	419	75	117	18	156	9	8
State Total		1,818	199		11			
HAWAII								
Supreme Court	COLR	23	10	NA	43		5	2
Intermediate Court of Appeals	IAC	NJ	NJ	NJ			4	
State Total		23	10		43			
IDAHO								
Supreme Court	COLR	96	NA	NA			5	
Court of Appeals	IAC	NJ	NJ	NJ			3	
State Total		96						
ILLINOIS								
Supreme Court	COLR	2,121	112	0	5		7	16
Appellate Court	IAC	NA	NA	NA			52	
State Total								

(continued on next page)



TABLE 5: Selected Caseload and Processing Measures for Discretionary Petitions Granted in State Appellate Courts, 1995 (continued)

		Discretionary petitions:			Granted as a percent of filed	Disposed as a percent of granted	Number of judges	Filed granted per judge
State/Court name:	Court type	filed	filed granted	granted disposed				
IOWA								
Supreme Court	COLR	NA	26	NA			9	3
Court of Appeals	IAC	NJ	NJ	NJ			6	
State Total			26					
KANSAS								
Supreme Court	COLR	566	30	NA	5		7	4
Court of Appeals	IAC	NA	NA	NA			10	
State Total								
KENTUCKY								
Supreme Court	COLR	806	NA	NA			7	
Court of Appeals	IAC	105	NA	NA			14	
State Total		911						
LOUISIANA								
Supreme Court	COLR	3,000	484	466	16	96	8	61
Courts of Appeal	IAC	5,373	1,564	1,439	29	92	54	29
State Total		8,373	2,048	1,905	24	93	62	33
MARYLAND								
Court of Appeals	COLR	772	102	NA	13		7	15
Court of Special Appeals	IAC	509	26	NA	5		13	2
State Total		1,281	128		10			
MASSACHUSETTS								
Supreme Judicial Court	COLR	753	201	182	27	91	7	29
Appeals Court	IAC	988	NA	NA			14	
State Total		1,741						
MICHIGAN								
Supreme Court	COLR	3,172	116	NA	4		7	17
Court of Appeals	IAC	2,768	NA	NA			28	
State Total		5,940						
MINNESOTA								
Supreme Court	COLR	785	114	114	15	100	7	16
Court of Appeals	IAC	51	NA	NA			16	
State Total		836						
MISSISSIPPI								
Supreme Court	COLR	84	4	4	5	100	9	0
Court of Appeals	IAC	1	1	NA			10	0
State Total		85	5					
MISSOURI								
Supreme Court	COLR	791	47	60	6	128	7	7
Court of Appeals	IAC	NJ	NJ	NJ			32	
State Total		791	47	60	6	128		
NEBRASKA								
Supreme Court	COLR	347	51	NA	15		7	7
Court of Appeals	IAC	NJ	NJ	NJ			7	
State Total		347	51		15			
NEW JERSEY								
Supreme Court	COLR	3,038	136	NA	4		7	19
Appellate Div. of Super. Ct.	IAC	0	NA	NA			32	
State Total		3,038						

(continued on next page)

TABLE 5: Selected Caseload and Processing Measures for Discretionary Petitions Granted in State Appellate Courts, 1995 (continued)

State/Court name:	Court type	Discretionary petitions:			Granted as a percent of filed	Disposed as a percent of granted	Number of judges	Filed granted per judge
		filed	filed granted	granted disposed				
NEW MEXICO								
Supreme Court	COLR	613	NA	NA			5	
Court of Appeals	IAC	51	NA	NA			10	
State Total	664							
NORTH CAROLINA								
Supreme Court	COLR	471	61	60	13	98	7	9
Court of Appeals	IAC	428	79	NA	18		12	7
State Total		899	140		16			
NORTH DAKOTA								
Supreme Court	COLR	26	NA	NA			5	
Court of Appeals	IAC	NJ	NJ	NJ			3	
State Total		26						
OHIO								
Supreme Court	COLR	1,861	135	NA	7		7	19
Courts of Appeals	IAC	NJ	NJ	NJ			65	
State Total		1,861	135		7			
OREGON								
Supreme Court	COLR	768	81	NA	11		7	12
Court of Appeals	IAC	NJ	NJ	NJ			10	
State Total		768	81		11			
PUERTO RICO								
Supreme Court	COLR	1,038	NA	NA	7			
Court of Appeals	IAC	1,076	NA	NA	33			
State Total		2,114						
SOUTH CAROLINA								
Supreme Court	COLR	61	61	NA	100		5	12
Court of Appeals	IAC	NJ	NJ	NJ			6	
State Total		61	61		100			
UTAH								
Supreme Court	COLR	NA	NA	NA			5	
Court of Appeals	IAC	NA	NA	NA			7	
State Total								
VIRGINIA								
Supreme Court	COLR	2,285	200	0	9		7	29
Court of Appeals	IAC	2,259	354	NA	16		10	35
State Total		4,544	554		12			
WASHINGTON								
Supreme Court	COLR	1,073 A	NA	NA			9	
Court of Appeals	IAC	455	NA	NA			18	
State Total		1,528 *						
WISCONSIN								
Supreme Court	COLR	1,123	0	88			7	
Court of Appeals	IAC	NA	NA	NA			16	
State Total								
States with no intermediate appellate court								
DELAWARE								
Supreme Court	COLR	0	NA	NA			5	

(continued on next page)

TABLE 5: Selected Caseload and Processing Measures for Discretionary Petitions Granted in State Appellate Courts, 1995 (continued)

State/Court name:	Court type	Discretionary petitions:			Granted as a percent of filed	Disposed as a percent of granted	Number of judges	Filed granted per judge
		filed	filed granted	granted disposed				
DISTRICT OF COLUMBIA Court of Appeals	COLR	16	2	NA	13		9	0
MAINE Supreme Judicial Court	COLR	NA	NA	NA			7	
MONTANA Supreme Court	COLR	67	8	NA	12		7	1
NEVADA Supreme Court	COLR	NJ	NJ	NJ			5	
NEW HAMPSHIRE Supreme Court	COLR	892	NA	NA			5	
RHODE ISLAND Supreme Court	COLR	285	6	NA	2		5	1
SOUTH DAKOTA Supreme Court	COLR	67 A	5	NA			5	1
VERMONT Supreme Court	COLR	35	0	NA			5	
WEST VIRGINIA Supreme Court of Appeals	COLR	2,691	597	592	22	99	5	119
WYOMING Supreme Court	COLR	NJ	NJ	NJ			5	
<b>States with multiple appellate courts at any level</b>								
ALABAMA Supreme Court	COLR	797	67	NA	8		9	7
Court of Civil Appeals	IAC	NJ	NJ	NJ			5	
Court of Criminal Appeals	IAC	NJ	NA	NA			5	
State Total	797							
INDIANA Supreme Court	COLR	818	76 A	0			5	15
Court of Appeals	IAC	NA	85	72		85	15	6
Tax Court	IAC	NJ	NJ	NJ			1	
State Total			161 *	72			20	8
NEW YORK Court of Appeals	COLR	4,861	NA	229			7	
Appellate Div. of Sup. Ct.	IAC	NA	NA	NA			48	
Appellate Terms of Sup. Ct.	IAC	NA	NA	NA			15	
State Total								
OKLAHOMA Supreme Court	COLR	578	NA	NA			9	
Court of Criminal Appeals	COLR	NJ	NJ	NJ			5	
Court of Appeals	IAC	NJ	NJ	NJ			12	
State Total		578						

(continued on next page)

TABLE 5: Selected Caseload and Processing Measures for Discretionary Petitions Granted in State Appellate Courts, 1995 (continued)

State/Court name:	Court type	Discretionary petitions:			Granted as a percent of filed	Disposed as a percent of granted	Number of judges	Filed granted per judge
		filed	filed granted	granted disposed				
PENNSYLVANIA								
Supreme Court	COLR	3,009	NA	NA			7	
Superior Court	IAC	NJ	NJ	NJ			15	
Commonwealth Court	IAC	172	NA	NA			9	
State Total		3,181						
TENNESSEE								
Supreme Court	COLR	903	98	98	11	100	5	20
Court of Appeals	IAC	242	50	NA	21		12	4
Court of Criminal Appeals	IAC	166	42	NA	25		9	5
State Total		1,311	190		14			
TEXAS								
Supreme Court	COLR	1,407	170	110	12	65	9	19
Court of Criminal Appeals	COLR	1,439	112	111	8	99	9	12
Courts of Appeals	IAC	NJ	NJ	NJ			80	
State Total		2,846	282	221	10	78		

**COURT TYPE:**

COLR = Court of Last Resort

IAC = Intermediate Appellate Court

**NOTE:**

NA = Data are unavailable. Blank spaces indicate that a calculation is inappropriate.

NJ = This case type is not handled in this court.

**QUALIFYING FOOTNOTES:**

The absence of a qualifying footnote indicates that data are complete.

\* See the qualifying footnote for each court in the state. Each footnote has an effect on the state's total.

A: The following courts' data are incomplete:

California—Supreme Court—Total discretionary petitions granted filed data do not include **original proceedings** and **administrative agency** cases.

Washington—Supreme Court—Total discretionary petitions granted and disposed data do not include some cases reported with **mandatory jurisdiction** cases.

**TABLE 6: Opinions Reported by State Appellate Courts, 1995**

State/Court name:	Opinion count is by:		Composition of opinion count:			Total dispositions by signed opinion	Number of authorized justices/ judges	Number of lawyer support personnel
	case	written document	signed opinions	per curiam opinions	memos/ orders			
States with one court of last resort and one intermediate appellate court								
ALASKA								
Supreme Court	X	O	X	O	O	117	5	11
Court of Appeals	X	O	X	O	O	77	3	8
ARIZONA								
Supreme Court	X	O	X	X	O	67	5	15
Court of Appeals	X	O	X	X	some	259	22	54
ARKANSAS								
Supreme Court	X	O	X	X	X	372	7	15
Court of Appeals	X	O	X	X	O	586	9	16
CALIFORNIA								
Supreme Court	X	O	X	X	some	97	7	50
Courts of Appeal	X	O	X	X	some	12,204	88	206
COLORADO								
Supreme Court	X	O	X	X	O	233	7	14
Court of Appeals	X	O	X	O	some	406	16	32
CONNECTICUT								
Supreme Court	X	O	X	X	some	183	7	12
Appellate Court	X	O	X	X	some	479	9	12
FLORIDA								
Supreme Court	X	O	X	X	O	351 B	7	15
District Courts of Appeal	X	O	X	X	O	4,816 B	61	102
GEORGIA								
Supreme Court	X	O	X	X	O	421	7	17
Court of Appeals	X	O	X	O	O	1,102	9	34
HAWAII								
Supreme Court	X	O	X	X	some	91	5	14
Intermediate Court of Appeals	X	O	X	X	X	69	4	9
IDAHO								
Supreme Court	O	X	X	X	X	122	5	11
Court of Appeals	O	X	X	X	O	372	3	6
ILLINOIS								
Supreme Court	X	O	X	X	O	147	7	24
Appellate Court	X	O	X	X	some	1,070	52	88
IOWA								
Supreme Court	O	X	X	O	O	371	9	16
Court of Appeals	X	O	X	O	O	163	6	6
KANSAS								
Supreme Court	X	O	X	X	some	183	7	7
Court of Appeals	X	O	X	X	some	1,240	10	21
KENTUCKY								
Supreme Court	X	O	X	X	some	110	7	13
Court of Appeals	X	O	X	X	some	1,917	14	34

(continued on next page)

TABLE 6: Opinions Reported by State Appellate Courts, 1995 (continued)

	Opinion count is by:		Composition of opinion count:			Total dispositions by signed opinion	Number of authorized justices/ judges	Number of lawyer support personnel
State/Court name:	case	written document	signed opinions	per curiam opinions	memos/ orders			
LOUISIANA								
Supreme Court	O	X	X	X	some	76	8	32
Courts of Appeal	O	X	X	X	X	2,785	54	158
MARYLAND								
Court of Appeals	X	O	X	O	O	114	7	14
Court of Special Appeals	X	O	X	O	O	208	13	29
MASSACHUSETTS								
Supreme Judicial Court	O	X	X	O	O	228	7	20
Appeals Court	O	X	X	X	X	185	14	31
MICHIGAN								
Supreme Court	X	O	X	X	O	95	7	15
Court of Appeals	X	O	X	X	some	371	28	84
MINNESOTA								
Supreme Court	X	O	X	O	O	154	7	10
Court of Appeals	X	O	X	O	O	394	16	36
MISSISSIPPI								
Supreme Court	X	O	X	O	X	248	9	38
Court of Appeals	X	O	X	O	X	NA	10	NA
MISSOURI								
Supreme Court	X	O	X	X	some	NA	7	15
Court of Appeals	X	O	X	X	some	2,008	32	54
NEBRASKA								
Supreme Court	X	O	X	X	X	259	7	14
Court of Appeals	X	O	X	X	X	536	6	9
NEW JERSEY								
Supreme Court	O	X	X	O	O	74	7	24
Appellate Div. of Super. Ct.	X	O	X	X	X	422	32	60
NEW MEXICO								
Supreme Court	X	O	X	O	some	139	5	10
Court of Appeals	O	X	X	O	O	NA	10	20
NORTH CAROLINA								
Supreme Court	X	O	X	O	some	137	7	15
Court of Appeals	X	O	X	O	X	1,308	12	28
NORTH DAKOTA								
Supreme Court	X	O	X	X	O	254	5	11
Court of Appeals	X	O	O	O	O	0	3	1
OHIO								
Supreme Court	X	O	X	O	X	NA	7	20
Courts of Appeals	X	O	X	O	X	7,612 B	65	Varies
OREGON								
Supreme Court	X	O	X	X	O	64	7	10
Court of Appeals	X	O	X	O	O	493	10	18
PUERTO RICO								
Supreme Court	X	O	X	X	X	87	7	NA
Circuit Court of Appeals	X	O	X	O	X	NA	33	NA

(continued on next page)

TABLE 6: Opinions Reported by State Appellate Courts, 1995 (continued)

	Opinion count is by:		Composition of opinion count:			Total dispositions by signed opinion	Number of authorized justices/ judges	Number of lawyer support personnel
State/Court name:	case	written document	signed opinions	per curiam opinions	memos/ orders			
SOUTH CAROLINA								
Supreme Court	X	O	X	X	O	557	5	19
Court of Appeals	X	O	X	X	O	157	6	11
UTAH								
Supreme Court	X	O	X	X	O	90	5	12
Court of Appeals	X	O	X	X	O	125	7	5
VIRGINIA								
Supreme Court	X	O	X	X	O	162	7	23
Court of Appeals	X	O	X	X	O	201	10	15
WASHINGTON								
Supreme Court	X	O	X	X	some	125	9	23
Court of Appeals	X	O	X	X	some	1,723	18	32
WISCONSIN								
Supreme Court	X	O	X	X	O	87	7	10
Court of Appeals	X	O	X	O	O	341	16	25
States with no intermediate appellate court								
DELAWARE								
Supreme Court	X	O	X	O	O	60	5	5
DISTRICT OF COLUMBIA								
Court of Appeals	X	O	X	X	O	310	9	27
MAINE								
Supreme Judicial Court	O	X	X	O	O	351	7	11
MONTANA								
Supreme Court	X	O	X	O	O	407	7	14
NEVADA								
Supreme Court	O	X	X	X	O	184	5	28
NEW HAMPSHIRE								
Supreme Court	X	O	X	X	O	202	5	14
RHODE ISLAND								
Supreme Court	X	O	X	O	O	122	5	17
SOUTH DAKOTA								
Supreme Court	X	O	X	X	O	195	5	8
VERMONT								
Supreme Court	X	O	X	O	O	94	5	8
WEST VIRGINIA								
Supreme Court of Appeals	X	O	X	X	some	162	5	20

(continued on next page)

TABLE 6: Opinions Reported by State Appellate Courts, 1994 (continued)

	Opinion count is by:		Composition of opinion count:			Total dispositions by signed opinion	Number of authorized justices/ judges	Number of lawyer support personnel
State/Court name:	case	written document	signed opinions	per curiam opinions	memos/ orders			
WYOMING								
Supreme Court	X	O	X	X	some	241 B	5	12
States with multiple appellate courts at any level								
ALABAMA								
Supreme Court	X	O	X	X	some	430	9	18
Court of Civil Appeals	X	O	X	X	X	479	5	6
Court of Criminal Appeals	X	O	X	O	some	370	5	15
INDIANA								
Supreme Court	X	O	X	X	O	119	5	13
Court of Appeals	X	X	X	X	X	577	15	10
Tax Court	X	X	X	X	X	21	1	2
NEW YORK								
Court of Appeals	O	X	X	O	O	184	7	28
Appellate Div. of Sup. Ct.	O	X	X	X	some	NA	48	25
Appellate Terms of Sup. Ct.	O	X	X	X	some	NA	15	171
OKLAHOMA								
Supreme Court	X	O	X	X	O	1,431	9	16
Court of Criminal Appeals	X	O	X	X	O	NA	5	12
Court of Appeals	X	O	X	X	X	1,267	12	12
PENNSYLVANIA								
Supreme Court	X	O	X	O	O	197	7	NA
Superior Court	X	O	X	X	X	644	15	NA
Commonwealth Court	O	X	X	X	X	578	9	58
TENNESSEE								
Supreme Court	X	O	X	X	some	296	5	12
Court of Criminal Appeals	X	O	X	X	some	982	9	9
Court of Appeals	X	O	X	X	some	904	12	12
TEXAS								
Supreme Court	O	X	X	O	O	236	9	44
Court of Criminal Appeals	X	O	X	O	O	130	9	30
Courts of Appeals	X	O	X	O	O	5,210	80	217

**CODES:**

X - Court follows this method when counting opinions.  
 O - Court does not follow this method when counting opinions.  
 NA - Data are not available.

NOTE: Disposition data are from the Manner of Disposition Survey sent to each appellate court.

**QUALIFYING FOOTNOTES:**

B: The following courts' data are overinclusive:

Ohio—Courts of Appeals—Signed opinions include decisions.

Wyoming—Supreme Court—241 were consolidated into 213 opinions.

Florida—Courts of Appeal—Signed opinions include per curiams.



**TABLE 7: Reported National Civil and Criminal Caseloads for State Trial Courts, 1995**

Reported Caseload		Filed	Disposed
<b>Civil cases</b>			
I. General jurisdiction courts:			
A.	Number of reported complete civil cases .....	5,480,608	3,861,643
	Number of courts reporting complete civil data .....	37	31
B.	Number of reported complete civil cases that include other case types .....	2,352,836	2,174,274
	Number of courts reporting complete civil data that include other case types .....	18	15
C.	Number of reported civil cases that are incomplete .....	1,961,112	2,410,590
	Number of courts reporting civil cases that are incomplete .....	7	10
D.	Number of reported civil cases that are incomplete and include noncivil case types .....	222,445	159,773
	Number of courts reporting civil cases that are incomplete and include noncivil case types .....	2	2
II. Limited jurisdiction courts:			
A.	Number of reported complete civil cases .....	4,414,143	3,106,593
	Number of courts reporting complete civil data .....	47	37
B.	Number of reported complete civil cases that include other case types .....	294,635	117,110
	Number of courts reporting complete civil data that include other case types .....	3	2
C.	Number of reported civil cases that are incomplete .....	4,993,807	4,637,873
	Number of courts reporting civil cases that are incomplete .....	25	26
D.	Number of reported civil cases that are incomplete and include noncivil case types .....	0	87,704
	Number of courts reporting civil cases that are incomplete and include noncivil case types .....	0	1
<b>Criminal cases:</b>			
I. General jurisdiction courts:			
A.	Number of reported complete criminal cases .....	1,516,005	1,336,580
	Number of courts reporting complete criminal data .....	27	26
B.	Number of reported complete criminal cases that include other case types .....	936,028	779,679
	Number of courts reporting complete criminal data that include other case types .....	12	11
C.	Number of reported criminal cases that are incomplete .....	1,015,006	660,133
	Number of courts reporting criminal cases that are incomplete .....	11	10
D.	Number of reported criminal cases that are incomplete and include noncriminal case types .....	744,995	970,248
	Number of courts reporting criminal cases that are incomplete and include noncriminal case types .....	3	4
II. Limited jurisdiction courts:			
A.	Number of reported complete criminal cases .....	3,188,031	2,461,056
	Number of courts reporting complete criminal data .....	22	18
B.	Number of reported complete criminal cases that include other case types .....	1,649,531	1,410,572
	Number of courts reporting complete criminal data that include other case types .....	14	12
C.	Number of reported criminal cases that are incomplete .....	2,812,412	2,710,012
	Number of courts reporting criminal cases that are incomplete .....	18	14
D.	Number of reported criminal cases that are incomplete and include noncriminal case types .....	1,823,972	1,789,480
	Number of courts reporting criminal cases that are incomplete and include noncriminal case types .....	8	10

(continued on next page)

TABLE 7: Reported National Civil and Criminal Caseloads for State Trial Courts, 1995 (continued)

## Summary section for all trial courts:

	Reported Filings					
	General Jurisdiction		Limited Jurisdiction		Total (incomplete)	
	Civil	Criminal	Civil	Criminal	Civil	Criminal
1. Total number of reported complete cases .....	5,480,608	1,516,005	4,414,143	3,188,031	9,894,751	4,704,036
2. Total number of reported complete cases that include other case types .....	2,352,836	936,028	294,635	1,649,531	2,647,471	2,585,559
3. Total number of reported cases that are incomplete .....	1,961,112	1,015,006	4,993,807	2,812,412	6,954,919	3,827,418
4. Total number of reported cases that are incomplete and include other case types .....	222,445	744,995	0	1,823,972	222,445	2,568,967
Total (incomplete) .....	10,017,001	4,212,034	9,702,585	9,473,946	19,719,586	13,685,980

	Reported Dispositions					
	General Jurisdiction		Limited Jurisdiction		Total (incomplete)	
	Civil	Criminal	Civil	Criminal	Civil	Criminal
1. Total number of reported complete cases .....	3,861,643	1,336,580	3,106,593	2,461,056	6,968,236	3,797,636
2. Total number of reported complete cases that include other case types .....	2,174,274	779,679	117,110	1,410,572	2,291,384	2,190,251
3. Total number of reported cases that are incomplete .....	2,410,590	660,133	4,637,873	2,710,012	7,048,463	3,370,145
4. Total number of reported cases that are incomplete and include other case types .....	159,773	970,248	87,704	1,789,480	247,477	2,759,728
Total (incomplete) .....	8,606,280	3,746,640	7,949,280	8,371,120	16,555,560	12,117,760

**TABLE 8: Reported Grand Total State Trial Court Caseload, 1995**

State/Court name:	Jurisdiction	Parking	Criminal unit of count	Support/ custody	Grand total filings and qualifying footnotes	Grand total dispositions and qualifying footnotes	Dispositions as a percentage of filings	Filings per 100,000 total population
<b>ALABAMA</b>								
Circuit	G	2	G	6	177,314 B	167,441 B	94	4,169
District	L	1	B	1	605,860 B	602,252 B	99	14,246
Municipal	L	1	M	1	933,396 A	614,200 A	66	21,947
Probate	L	2	I	1	NA	NA		
State Total								
<b>ALASKA</b>								
Superior	G	1	B	6	21,378 C	19,619 C	92	3,542
District	L	3	B	5	118,213	116,920	99	19,584
State Total					139,591 *	136,539 *	98	23,126
<b>ARIZONA</b>								
Superior	G	2	D	6	161,491	150,577	93	3,829
Tax	G	2	I	1	3,433	2,038	59	81
Justice of the Peace	L	1	Z	1	698,020	659,828	95	16,549
Municipal	L	1	Z	1	1,090,563	1,032,723	95	25,855
State Total					1,953,507	1,845,166	94	46,314
<b>ARKANSAS</b>								
Chancery and Probate	G	2	I	3	104,366	97,993	94	4,202
Circuit	G	1	A	1	70,400	66,541	95	2,834
City	L	1	A	1	59,743	40,927	69	2,405
County	L	2	I	1	NA	NA		
Court of Common Pleas	L	2	I	1	NA	NA		
Justice of the Peace	L	2	A	1	NA	NA		
Municipal	L	1	A	1	798,247	570,177	71	32,139
Police	L	1	A	1	3,316	1,150	35	134
State Total								
<b>CALIFORNIA</b>								
Superior	G	2	B	6	1,108,839 A	914,152 A	82	3,510
Municipal	L	6	B	1	7,902,641 A	7,749,925 A	98	25,017
State Total					9,011,480 *	8,664,077 *	96	28,527
<b>COLORADO</b>								
District, Denver Juvenile, Denver Probate	G	2	D	3	134,160 B	138,855 B	103	3,581
Water	G	2	I	1	1,499	929	62	40
County	L	2	D	1	705,276 C	656,894 C		18,825
Municipal	L	1	I	1	NA	NA		
State Total								
<b>CONNECTICUT</b>								
Superior	G	6	E	5 **	549,553 C	473,844 C		16,782
Probate	L	2	I	1	64,299	NA		1,964
State Total					613,852 *			18,746
<b>DELAWARE</b>								
Court of Chancery	G	2	I	1	3,902	4,057	104	544
Superior	G	2	B	1	14,328 B	14,608 B	102	1,998
Alderman's	L	4	A	1	30,501	30,668	101	4,253
Court of Common Pleas	L	2	A	1	34,658	33,109	96	4,832
Family	L	2	B	3 **	51,187	51,031	100	7,137
Justice of the Peace	L	2	A	1	186,068 A	187,654 A	101	25,944
Municipal Court of Wilmington	L	5	A	1	31,035 B	28,389 B	91	4,327
State Total					351,679 *	349,516 *	99	49,035

(continued on next page)

TABLE 8: Reported Grand Total State Trial Court Caseload, 1995 (continued)

State/Court name:	Jurisdiction	Parking	Criminal unit of count	Support/ custody	Grand total filings and qualifying footnotes	Grand total dispositions and qualifying footnotes	Dispositions as a percentage of filings	Filings per 100,000 total population
DISTRICT OF COLUMBIA								
Superior	G	6	B	6 **	188,487	196,843	104	34,007
FLORIDA								
Circuit	G	2	E	4	995,986	672,725 A		7,031
County	L	5	A	1	3,877,072	3,187,426	82	27,370
State Total					4,873,058	3,860,151 *		34,401
GEORGIA								
Superior †	G	2	G	3	283,087	270,957	96	3,931
Civil	L	2	M	1	NA	NA		
County Recorder's	L	1	M	1	NA	NA		
Juvenile	L	2	I	1	65,315 A	60,538 A	93	907
Magistrate	L	2	B	1	382,765 A	272,728 A	71	5,316
Municipal	L	2	M	1	NA	NA		
Municipal and City of Atlanta	L	1	M	1	NA	NA		
Probate	L	2	B	1	180,690 A	143,850 A		2,509
State	L	2	G	1	555,202 A	449,738 A	81	7,710
State Total								
HAWAII								
Circuit	G	2	G	6	72,624 B	69,591 B	96	6,119
District	L	4	A	1	552,697	527,689	95	46,570
State Total					625,321 *	597,280 *	96	52,689
IDAHO								
District	G	3	J	6 **	456,691 A	438,245 A	96	39,260
ILLINOIS								
Circuit	G	4	G	6 **	4,264,888	4,181,238	98	36,052
INDIANA								
Probate	G	2	I	1	2,858	3,167	111	49
Superior and Circuit	G	3	B	5	817,949 A	788,114 A	96	14,094
City and Town	L	3	B	1	239,545	235,063	98	4,128
County	L	4	B	1	253,838	236,630	93	4,374
Municipal Court of Marion Co.	L	3	B	1	64,988 A	67,508 A	104	1,120
Small Claims Court of Marion Co.	L	2	I	1	77,011	76,571	99	1,327
State Total					1,456,189 *	1,407,053 *	97	25,092
IOWA								
District	G	3	B	6	1,077,518 B	1,040,877 B	97	37,917
KANSAS								
District	G	4	B	6 **	452,217	447,569	99	17,628
Municipal	L	1	B	1	535,761 A	468,602 A	87	20,885
State Total					987,978 *	916,171 *	93	38,513
KENTUCKY								
Circuit	G	2	B	6	86,484	79,546	92	2,240
District	L	3	B	1	732,833 B	686,017 B	94	18,984
State Total					819,317 *	765,563 *	93	21,225

(continued on next page)

TABLE 8: Reported Grand Total State Trial Court Caseload, 1995 (continued)

State/Court name:	Jurisdiction	Parking	Criminal unit of count	Support/ custody	Grand total filings and qualifying footnotes	Grand total dispositions and qualifying footnotes	Dispositions as a percentage of filings	Filings per 100,000 total population
<b>LOUISIANA</b>								
District	G	1	Z	6	613,388	NA		14,126
Family and Juvenile	G	2	I	4 ***	26,953	24,733	92	621
City and Parish	L	1	B	1	824,237	705,857	86	18,981
Justice of the Peace	L	1	I	1	NA	NA		
Mayor's	L	1	I	1	NA	NA		
State Total								
<b>MAINE</b>								
Superior	G	2	E	6	17,641 B	16,880 B	96	1,421
Administrative	L	2	I	1	366	494	135	29
District	L	4	E	5	133,125 B	129,352 C		10,724
Probate	L	2	I	1	NA	NA		
State Total								
<b>MARYLAND</b>								
Circuit	G	2	B	6 **	254,435 B	212,706 B	84	5,046
District	L	1	B	1	2,199,344	1,159,952 A		43,617
Orphan's	L	2	I	1	NA	NA		
State Total								
<b>MASSACHUSETTS</b>								
Trial Court of the Commonwealth	G	1	D	5 **	1,494,710	899,395 A		24,610
<b>MICHIGAN</b>								
Circuit	G	2	B	6 **	242,490	242,219	100	2,539
Court of Claims	G	2	I	1	397	402	101	4
Recorder's Court of Detroit	G	1	B	1	19,630	18,924	96	206
District	L	4	B	1	3,430,976	3,355,552	98	35,929
Municipal	L	4	B	1	41,908	41,659	99	439
Probate	L	2	I	1	224,508	49,837 A		2,351
State Total					3,959,909	3,708,593 *		41,468
<b>MINNESOTA</b>								
District	G	4	B	6	1,941,756	1,967,722	101	42,125
<b>MISSISSIPPI</b>								
Chancery	G	2	I	5	68,187 B	NA		2,528
Circuit	G	2	B	1	22,476 C	15,487 A		833
County	L	2	B	1	41,853 A	NA		1,552
Family	L	2	I	1	1,168	NA		43
Justice	L	2	B	1	NA	NA		
Municipal	L	1	B	1	NA	NA		
State Total								
<b>MISSOURI</b>								
Circuit	G	2	G	6 **	831,582 A	813,639 A	98	15,621
Municipal	L	1	I	1	NA	NA		
State Total								
<b>MONTANA</b>								
District	G	2	G	3	32,871	29,359	89	3,777
Water	G	2	I	1	NA	NA		
Workers' Compensation	G	2	I	1	NA	NA		
City	L	1	B	1	101,499 A	NA		11,663
Justice of the Peace	L	1	B	1	229,872 A	NA		26,414
Municipal	L	1	B	1	10,817	NA		1,243
State Total								

(continued on next page)

TABLE 8: Reported Grand Total State Trial Court Caseload, 1995 (continued)

State/Court name:	Jurisdiction	Parking	Criminal unit of count	Support/ custody	Grand total filings and qualifying footnotes	Grand total dispositions and qualifying footnotes	Dispositions as a percentage of filings	Filings per 100,000 total population
<b>NEBRASKA</b>								
District	G	2	B	5	55,367 B	55,963 B	101	3,382
County	L	1	B	1	423,657 A	435,394 A	103	25,878
Separate Juvenile	L	2	I	1	4,359	NA		266
Workers' Compensation	L	2	I	1	134	178	133	8
State Total					483,517 *			29,535
<b>NEVADA</b>								
District	G	2	Z	2	58,137 A	NA		3,800
Justice	L	1	Z	1	NA	NA		
Municipal	L	1	Z	1	NA	NA		
State Total								
<b>NEW HAMPSHIRE</b>								
Superior	G	2	A	5	45,638	42,000	92	3,975
District	L	4	A	1	155,098	NA		13,507
Municipal	L	4	A	1	243	NA		21
Probate	L	2	I	1	18,255	8,548 A		1,590
State Total					219,234			19,093
<b>NEW JERSEY</b>								
Superior	G	2	B	6 **	1,220,357	1,231,298	101	15,359
Municipal	L	4	B	1	5,470,049	5,431,649	99	68,846
Tax	L	2	I	1	12,741	17,402	137	160
State Total					6,703,147	6,680,349	100	84,366
<b>NEW MEXICO</b>								
District	G	2	E	6	90,780	86,710	96	5,386
Magistrate	L	3	E	1	113,753 A	94,219 A	83	6,749
Metropolitan Ct. of Bernalillo County	L	3	E	1	81,201	63,882	79	4,818
Municipal	L	1	I	1	NA	NA		
Probate	L	2	I	1	NA	NA		
State Total								
<b>NEW YORK</b>								
Supreme and County	G	2	E	1	427,980 B	449,451 B	105	2,360
Civil Court of the City of New York	L	2	I	1	563,943 A	410,497 A	73	3,110
Court of Claims	L	2	I	1	2,426	2,055	85	13
Criminal Court of the City of New York	L	2	E	1	471,699 A	421,889 A	89	2,601
District and City	L	4	E	1	1,186,157 A	1,166,513 A	98	6,540
Family	L	2	I	4	591,577	599,042	101	3,262
Surrogates'	L	2	I	1	160,469	116,037	72	885
Town and Village Justice	L	1	E	1	NA	NA		
State Total								
<b>NORTH CAROLINA</b>								
Superior	G	2	E	1	253,922 B	249,360 B	98	3,529
District	L	6	E	6 **	2,382,243 A	2,290,722 A		33,109
State Total					2,636,165 *	2,540,082 *		36,638
<b>NORTH DAKOTA</b>								
District	G	4	B	6 **	138,745	140,700	101	21,633
Municipal	L	1	B	1	NA	35,517 A		
State Total						176,217 *		

(continued on next page)

TABLE8: Reported Grand Total State Trial Court Caseload, 1995 (continued)

State/Court name:	Jurisdiction	Parking	Criminal unit of count	Support/ custody	Grand total filings and qualifying footnotes	Grand total dispositions and qualifying footnotes	Dispositions as a percentage of filings	Filings per 100,000 total population
<b>OHIO</b>								
Court of Common Pleas	G	2	B	6 **	753,899 B	754,046 B	100	6,761
County	L	5	B	1	256,049	256,523	100	2,296
Court of Claims	L	2	I	1	7,205	8,899	124	65
Mayor's	L	1	B	1	NA	NA		
Municipal	L	5	B	1	2,370,527	2,352,577	99	21,259
State Total								
<b>OKLAHOMA</b>								
District	G	2	J	6	475,689	479,634	101	14,513
Court of Tax Review	L	2	I	1	NA	NA		
Municipal Court Not of Record	L	1	I	1	NA	NA		
Municipal Criminal Court of Record	L	1	I	1	NA	NA		
State Total								
<b>OREGON</b>								
Circuit	G	2	E	6 **	167,748	145,284 A		5,341
Tax	G	2	I	1	370	387	105	12
County	L	2	I	1	NA	NA		
District	L	1	E	1	393,039 A	407,996 A	104	12,515
Justice	L	3	E	1	NA	NA		
Municipal	L	3	A	1	NA	NA		
State Total								
<b>PENNSYLVANIA</b>								
Court of Common Pleas	G	2	B	4	549,869 A	535,770 A	97	4,555
District Justice	L	4	B	1	2,079,985	1,986,182	95	17,230
Philadelphia Municipal	L	2	B	1	205,014	205,254	100	1,698
Philadelphia Traffic	L	1	I	1	242,203 A	240,780 A	99	2,006
Pittsburgh City Magistrates	L	4	B	1	303,192	NA		2,512
State Total					3,380,263 *			28,001
<b>PUERTORICO</b>								
Court of First Instance	G	2	J	6	327,920	314,031	96	8,817
<b>RHODE ISLAND</b>								
Superior	G	2	D	1	16,215 B	6,268 A		1,638
Workers' Compensation	L	2	I	1	9,512 A	9,599 A	101	961
District	L	2	A	1	60,857 A	61,402 A		6,148
Family	L	2	I	6	24,309 A	12,361 A		2,456
Municipal	L	1	I	1	NA	NA		
Probate	L	2	I	1	NA	NA		
Administrative Adjudication	L	1	I	1	NA	NA		
State Total								
<b>SOUTH CAROLINA</b>								
Circuit	G	2	B	1	153,626 B	150,424 B	98	4,182
Family	L	2	I	6 **	105,660	102,430	97	2,876
Magistrate	L	4	B	1	1,005,000 A	1,000,645 A	100	27,360
Municipal	L	4	B	1	489,269	482,628	99	13,320
Probate	L	2	I	1	25,509 A	25,379 A	99	694
State Total					1,779,064 *	1,761,506 *	99	48,432
<b>SOUTH DAKOTA</b>								
Circuit	G	3	A	A	212,143	199,398 A		29,099

(continued on next page)

TABLE 8: Reported Grand Total State Trial Court Caseload, 1995 (continued)

State/Court name:	Jurisdiction	Parking	Criminal unit of count	Support/ custody	Grand total filings and qualifying footnotes	Grand total dispositions and qualifying footnotes	Dispositions as a percentage of filings	Filings per 100,000 total population
<b>TENNESSEE</b>								
Circuit, Criminal, and Chancery	G	2	Z	6 **	196,198 A	177,239 A	90	3,733
Probate	G	2	I	1	5,474	1,332 A		104
General Sessions	L	1	M	6 **	NA	NA		
Juvenile	L	2	I	1	112,882	158,434 B		2,148
Municipal	L	1	M	1	NA	NA		
State Total								
<b>TEXAS</b>								
District	G	2	B	6 **	651,205	623,317	96	3,478
County-level	L	2	B	6 **	692,828	592,761 A		3,700
Justice of the Peace	L	4	A	1	2,295,151 A	2,140,679 A	93	12,258
Municipal	L	4	A	1	6,660,161 A	6,499,552 A	98	35,570
State Total					10,299,345 *	9,856,309 *		55,006
<b>UTAH</b>								
District	G	2	J	3	56,283 B	52,109 B	93	2,884
Circuit	L	4	B	1	298,298 B	276,628 B	93	15,286
Justice	L	4	B	1	321,413 A	294,421 C		16,471
Juvenile	L	2	I	1	58,780	NA		3,012
State Total					734,774 *			37,654
<b>VERMONT</b>								
District	G	2	D	4 ***	32,657	31,359	96	5,585
Family	G	2	D	4 ***	21,107	19,792	94	3,609
Superior	G	2	B	5	6,652	7,191	108	1,138
Environmental	L	2	I	1	103	79	77	18
Probate	L	2	I	1	4,989	4,785	96	853
Traffic/Muni Ordinance	L	4	I	1	76,522 A	75,985 A	99	13,086
State Total					142,030 *	139,191 *	98	24,288
<b>VIRGINIA</b>								
Circuit	G	2	A	3	246,272	229,314	93	3,721
District	L	4	A	4	3,447,945	3,504,568	102	52,097
State Total					3,694,217	3,733,882	101	55,818
<b>WASHINGTON</b>								
Superior	G	2	D	6	228,337 B	211,148 B	92	4,204
District	L	4	C	1	888,636 A	950,189 A	107	16,362
Municipal	L	4	C	1	1,214,164 A	545,108 A		22,356
State Total					2,331,137 *	1,706,445 *		42,923
<b>WEST VIRGINIA</b>								
Circuit	G	2	J	5	64,657 B	67,250 B	104	3,537
Magistrate	L	2	J	1	346,359	329,478	95	18,946
Municipal	L	1	A	1	NA	NA		
State Total								
<b>WISCONSIN</b>								
Circuit	G	3	D	6 **	1,011,066	NA		19,736
Municipal	L	3	A	1	NA	454,895 A		
State Total								
<b>WYOMING</b>								
District	G	2	J	5	14,246 A	14,222 A	100	2,967
County	L	1	J	4	119,030	119,203 A		24,788
Justice of the Peace	L	1	J	1	15,138 A	14,965 A	99	3,153
Municipal	L	1	A	1	50,993 A	51,097 A	100	10,619
State Total					199,407 *	199,487 *		41,527

(continued on next page)



TABLE 8: Reported Grand Total State Trial Court Caseload, 1995 (continued)

**NOTE:** All state trial courts with grand total jurisdiction are listed in the table, regardless of whether caseload data are available. Blank spaces in the table indicate that a particular calculation, such as the total state caseload, is not appropriate. State total "filings per 100,000 population" may not equal the sum of the filing rates for the individual courts due to rounding.

NA = Data are not available.

**JURISDICTION CODES:**

G = General Jurisdiction  
L = Limited Jurisdiction

**SUPPORT/CUSTODY CODES:**

- 1 = The court does not have jurisdiction over support/custody cases
- 2 = Support/custody caseload data are not available
- 3 = Only contested support/custody cases and all interstate support cases (where the court has jurisdiction) are counted separately from marriage dissolution cases
- 4 = Both contested and uncontested support/custody cases and interstate support cases (where the court has jurisdiction) are counted separately from marriage dissolution cases
- 5 = Support/custody is counted as a proceeding of the marriage dissolution and, thus, a marriage dissolution that involves support/custody is counted as one case
- 6 = Support/custody is counted as a proceeding of the marriage dissolution, but interstate support cases are counted separately
- \*\* = Nondissolution support/custody cases are also counted separately
- \*\*\* = Court has only interstate support jurisdiction

**PARKING CODES:**

- 1 = Parking data are unavailable
- 2 = Court does not have parking jurisdiction
- 3 = Only contested parking cases are included
- 4 = Both contested and uncontested parking cases are included
- 5 = Parking cases are handled administratively
- 6 = Uncontested parking cases are handled administratively; contested parking cases are handled by the court

**CRIMINAL UNIT OF COUNT CODES:**

- M = Missing data
- I = Data element is inapplicable
- A = Single defendant—single charge
- B = Single defendant—single incident (one/more charges)
- C = Single defendant—single incident/maximum number charges (usually two)
- D = Single defendant—one/more incidents
- E = Single defendant—content varies with prosecutor
- F = One/more defendants—single charge
- G = One/more defendants—single incident (one/more charges)
- H = One/more defendants—single incident/maximum number charges (usually two)
- J = One/more defendants—one/more incidents
- K = One/more defendants—content varies with prosecutor
- L = Inconsistent during reporting year
- Z = Both the defendant and charge components vary within the state

**QUALIFYING FOOTNOTES:**

The absence of a qualifying footnote indicates that data are complete.

† Data for Georgia Superior Court are for 1994.

\* See the qualifying footnote for each court within the state. Each footnote has an effect on the state's total.

A: The following courts' data are incomplete:

Alabama—Municipal Court—Grand total filed and disposed data do not include cases from 60 municipalities.

California—Superior Court—Grand total filed and disposed data do not include data from one court and partial data from one court.  
—Municipal Court—Grand total filed and disposed data do not include data from one court.

Delaware—Justice of the Peace Court—Grand total filed and disposed data do not include **DWI/DUI** cases.

Florida—Circuit Court—Grand total disposed data do not include **civil appeals**.

Georgia—Juvenile Court—Grand total filed and disposed data do not include cases from 92 counties, and are less than 75% complete.  
—Magistrate Court—Grand total filed and disposed data do not include any data from 28 counties, and partial data from 38 counties.  
—Probate Court—Grand total filed and disposed data do not include any cases from 50 of 159 counties, and partial data from 30 counties and are less than 75% complete. Disposed data also do not include any **civil** cases.

—State Court—Grand total filed and disposed data do not include cases from 20 courts, and are less than 75% complete.

Idaho—District Court—Grand total filed and disposed data do not include **mental health and parking** cases.

Indiana—Superior and Circuit Courts—Grand total filed and disposed data do not include **civil appeals, criminal appeals** and some **support/custody** cases.

—Municipal Court of Marion County—Grand total filed and disposed data do not include **appeals of trial court** cases.

Kansas—Municipal Court—Grand total filed and disposed data do not include **parking** cases.

Maryland—District Court—Grand total disposed data do not include **ordinance violation, parking** and most **civil** cases, and are less than 75% complete.

Massachusetts—Trial Court of the Commonwealth—Grand total disposed data do not include **civil** cases from the Housing Court Department, **criminal** cases from the Housing Court Department, **DWI/DUI** cases from the District Court and Boston Municipal Court Departments, most **moving traffic violation** cases from the Boston Municipal Court Department, **ordinance violation** and **miscellaneous criminal** cases, most **juvenile** data from the Juvenile Court Department, and some **juvenile** data from the District Court Department, and are less than 75% complete.

Michigan—Probate Court—Grand total disposed data do not include **domestic violence, paternity, some miscellaneous domestic relations, mental health, miscellaneous civil, adoption, traffic** and **juvenile** cases, and are less than 75% complete.

Mississippi—Circuit Court—Grand total disposed data do not include any **civil** cases, and **criminal** cases from two counties, and are less than 75% complete.

—County Court—Grand total filed data do not include **criminal** cases.

Missouri—Circuit Court—Grand total filed and disposed data do not include those **ordinance violation** cases heard by municipal judges.

(continued on next page)

TABLE 8: Reported Grand Total State Trial Court Caseload, 1995 (continued)

Montana—City Court—Grand total filed data do not include cases from four courts.	represent a reporting rate of 87%.
—Justice of the Peace Court—Grand total filed data do not include cases from one court.	—Municipal Court—Grand total filed and disposed data represent a reporting rate of 93%.
Nebraska—County Court—Grand total filed and disposed data do not include <b>parking</b> cases.	Utah—Justice Court—Grand total filed and disposed data represent a reporting rate of 94%.
Nevada—District Court—Grand total filed data do not include <b>felony, misdemeanor, DWI/DUI, miscellaneous criminal</b> , and all <b>juvenile</b> cases, and are less than 75% complete.	Washington—District Court—Grand total filed and disposed data do not include cases from two districts that did not report data for the period.
New Hampshire—Probate Court—Grand total disposed data do not include some <b>estate</b> and some <b>miscellaneous civil</b> cases.	—Municipal Court—Grand total filed and disposed data do not include any cases from 28 courts. Disposed data also do not include any cases from Seattle Municipal Court, which handled more than half the total filings statewide. Disposed data are less than 75% complete.
New Mexico—Magistrate Court—Grand total filed and disposed data do not include cases from seven courts.	Wisconsin—Municipal Court—Grand total disposed data represent a reporting rate of 90%.
New York—District and City Courts—Grand total filed and disposed data do not include <b>administrative agency appeals</b> cases.	Wyoming—District Court—Grand total filed and disposed data do not include cases from one county that did not report.
—Civil Court of the City of New York—Grand total filed and disposed data do not include <b>administrative agency appeals</b> cases.	—County Court—Grand total disposed data do not include <b>trial court civil appeals</b> and <b>criminal appeals</b> cases.
—Criminal Court of the City of New York—Grand total filed and disposed data do not include <b>moving traffic, miscellaneous traffic</b> , and some <b>ordinance violation</b> cases.	—Justice of the Peace Court—Grand total filed and disposed data do not include cases from three of ten courts, and are less than 75% complete.
North Carolina—District Court—Grand total filed and disposed data do not include <b>mental health</b> cases. Disposed data also do not include <b>miscellaneous civil</b> cases.	—Municipal Court—Grand total filed and disposed data do not include cases from five courts that did not report.
North Dakota—Municipal Court—Grand total disposed data do not include <b>ordinance violation</b> and <b>parking</b> cases, and represent only the 10 municipalities with the highest case volume, thus are less than 75% complete.	B: The following courts' data are overinclusive:
Oregon—Circuit Court—Grand total disposed data do not include <b>juvenile</b> cases.	Alabama—Circuit Court—Grand total filed and disposed data include <b>postconviction remedy proceedings</b> and some <b>extraordinary writs</b> .
—District Court—Grand total filed and disposed data do not include <b>parking</b> cases.	—District Court—Grand total filed and disposed data include <b>preliminary hearings</b> .
Pennsylvania—Court of Common Pleas—Grand total filed and disposed data do not include some <b>civil appeals</b> and some <b>criminal appeals</b> cases.	Colorado—District, Denver Juvenile, and Denver Probate Courts—Grand total filed and disposed data include <b>extraditions, revocations, parole, and release from commitment hearings</b> .
—Philadelphia Traffic Court—Grand total filed and disposed data do not include <b>ordinance violation, parking</b> , and <b>miscellaneous traffic</b> cases, and are less than 75% complete.	Delaware—Superior Court—Grand total filed and disposed data include <b>postconviction remedy proceedings</b> and <b>extraordinary writs</b> .
Rhode Island—Superior Court—Grand total disposed data do not include <b>civil</b> cases, and are less than 75% complete.	—Municipal Court of Wilmington—Grand total filed and disposed data include <b>preliminary hearing proceedings</b> .
—Workers' Compensation Court—Grand total filed and disposed data do not include some <b>administrative agency appeals</b> .	Hawaii—Circuit Court—Grand total filed and disposed data include <b>criminal postconviction remedy proceedings</b> .
—District Court—Grand total filed and disposed data do not include <b>mental health</b> cases. Disposed data also do not include <b>domestic violence</b> and <b>administrative agency appeals</b> .	Iowa—District Court—Grand total filed and disposed data include <b>postconviction remedy proceedings</b> .
—Family Court—Grand total filed data do not include <b>paternity cases</b> . Disposed data do not include <b>marriage dissolution, paternity</b> and <b>interstate support</b> cases, and are less than 75% complete.	Kentucky—District Court—Grand total filed and disposed data include <b>sentence review only proceedings</b> .
South Carolina—Magistrate Court—Grand total filed and disposed data do not include <b>ordinance violation</b> cases.	Maine—Superior Court—Grand total filed and disposed data include <b>postconviction remedy</b> and <b>sentence review only proceedings</b> .
—Probate Court—Grand total filed and disposed data do not include <b>mental health</b> cases.	—District Court—Grand total filed data include <b>preliminary hearing proceedings</b> .
South Dakota—Circuit Court—Grand total disposed data do not include <b>juvenile</b> cases.	Maryland—Circuit Court—Grand total filed and disposed data include <b>estate</b> cases from the Orphan's Court, and some <b>postconviction remedy</b> and <b>sentence review only proceedings</b> .
Tennessee—Circuit, Criminal and Chancery Courts—Grand total filed and disposed data do not include <b>miscellaneous criminal</b> and <b>traffic/other violation</b> cases.	Mississippi—Chancery Court—Grand total filed data include <b>extraordinary writs</b> .
—Probate Court—Grand total disposed data do not include cases from Shelby County, and are less than 75% complete.	Nebraska—District Court—Grand total filed and disposed data include <b>postconviction remedy proceedings</b> .
Texas—County-level Court—Grand total disposed data do not include <b>estate</b> and <b>mental health</b> cases.	New York—Supreme and County Court—Grand total filed and disposed data include <b>postconviction remedy proceedings</b> .
—Justice of the Peace Court—Grand total filed and disposed data	North Carolina—Superior Court—Grand total filed and disposed data include <b>mental health</b> cases from District Court.
	Ohio—Court of Common Pleas—Grand total filed and disposed data include <b>postconviction remedy proceedings</b> .

(continued on next page)

TABLE 8: Reported Grand Total State Trial Court Caseload, 1995 (continued)

<p>Rhode Island—Superior Court—Grand total filed data include <b>postconviction remedy proceedings</b>.</p> <p>South Carolina—Circuit Court—Grand total filed and disposed data include <b>postconviction remedy proceedings</b>.</p> <p>Tennessee—Juvenile Court—Grand total disposed data are somewhat inflated. Disposed data are counted by number of actions rather than number of referrals.</p> <p>Utah—District Court—Grand total filed and disposed data include <b>postconviction remedy</b> and <b>sentence review only proceedings</b>. —Circuit Court—Grand total filed and disposed data include <b>postconviction remedy proceedings</b>.</p> <p>Washington—Superior Court—Grand total filed and disposed data include <b>postconviction remedy proceedings</b> and <b>extraordinary writs</b>.</p> <p>West Virginia—Circuit Court—Grand total filed and disposed data include <b>postconviction remedy proceedings</b> and <b>extraordinary writs</b>.</p>	<p>Colorado—County Court—Grand total filed data include some <b>preliminary hearing proceedings</b>, but do not include <b>miscellaneous civil</b> (name change) cases from counties other than Denver. Disposed data include some <b>preliminary hearing proceedings</b>, but do not include any <b>miscellaneous civil</b> cases and Denver County Court civil caseload.</p> <p>Connecticut—Superior Court—Grand total filed and disposed data include <b>postconviction remedy proceedings</b>, but do not include most <b>interstate support</b> cases. Disposed data also do not include most <b>small claims</b> cases.</p> <p>Maine—District Court—Grand total disposed data include <b>preliminary hearing proceedings</b>, but do not include <b>parking, miscellaneous traffic</b>, some <b>moving traffic</b>, and some <b>ordinance violation</b> cases.</p> <p>Mississippi—Circuit Court—Grand total filed data include <b>extraordinary writs</b>, but do not include any <b>criminal</b> cases.</p> <p>Utah—Justice Court—Grand total disposed data include <b>preliminary hearings</b>, but represent a reporting rate of 94%.</p>
<p>C: The following courts' data are incomplete and overinclusive:</p> <p>Alaska—Superior Court—Grand total filed and disposed data include <b>extraordinary writs</b>, orders to show cause, unfair trade practices, and <b>postconviction remedy proceedings</b>, but do not include <b>criminal appeals</b> cases.</p>	

**TABLE 9: Reported Total State Trial Court Civil Caseload, 1995**

		Support/custody:					
State/Court name:	Jurisdiction	(a) method of count code	(b) decree change counted as	Total civil filings and qualifying footnotes	Total civil dispositions and qualifying footnotes	Dispositions as a percentage of filings	Filings per 100,000 total population
ALABAMA							
Circuit	G	6	NF	104,256 B	99,028 B	95	2,451
District	L	1		163,627	162,200	99	3,847
Probate	L	1	NA	NA			
State Total							
ALASKA							
Superior	G	6	R	16,306 B	15,658 B	96	2,701
District	L	5		18,086	17,136	95	2,996
State Total				34,392 *	32,794 *	95	5,698
ARIZONA							
Superior	G	6	NF	112,485	106,071	94	2,667
Tax	G	1		3,433	2,038	59	81
Justice of the Peace	L	1		135,662	132,198	97	3,216
Municipal	L	1		17,414	17,177	99	413
State Total				268,994	257,484	96	6,377
ARKANSAS							
Chancery and Probate	G	3	R	84,935	78,904	93	3,420
Circuit	G	1		22,011	21,142	96	886
City	L	1		7,519	9,277	123	303
Justice of the Peace	L	1		NA	NA		
County	L	1		NA	NA		
Court of Common Pleas	L	1		NA	NA		
Municipal	L	1		69,305	34,841	50	2,790
Police	L	1		0	0		
State Total							
CALIFORNIA							
Superior	G	6	NC	800,486 A	634,488 A	79	2,534
Municipal	L	1		1,004,322 A	1,045,474 A	104	3,179
State Total				1,804,808 *	1,679,962 *	93	5,713
COLORADO							
District, Denver Juvenile, Denver Probate	G	3	R	80,420	72,256 A		2,146
Water	G	1		1,499	929	62	40
County	L	1		167,866 A	166,262 A		4,481
State Total				249,785 *	239,447 *		6,667
CONNECTICUT							
Superior	G	5 **	NC	175,021 C	111,457 C		5,345
Probate	L	1		64,299	NA		1,964
State Total				239,320 *			7,308
DELAWARE							
Court of Chancery	G	1		3,902	4,057	104	544
Superior	G	1		7,075 B	7,877 B	111	986
Court of Common Pleas	L	1		5,121	4,162	81	714
Family	L	3 **	R	36,406 B	37,194 B		5,076
Justice of the Peace	L	1		29,933	29,731	99	4,174
State Total				82,437 *	83,021 *		11,494
DISTRICT OF COLUMBIA							
Superior	G	6 **	R	132,387	138,908	105	23,886

(continued on next page)

TABLE9: Reported Total State Trial Court Civil Caseload, 1995 (continued)

State/Court name:	Jurisdiction	Support/custody:		Total civil filings and qualifying footnotes	Total civil dispositions and qualifying footnotes	Dispositions as a percentage of filings	Filings per 100,000 total population
		(a) method of count code	(b) decree change counted as				
FLORIDA							
Circuit	G	4	R	662,525	431,709 A		4,677
County	L	1		349,781	281,130	80	2,469
State Total				1,012,306	712,839 *		7,146
GEORGIA							
Superior†	G	3	NF	194,102	188,310	97	2,696
Civil	L	1		NA	NA		
Magistrate	L	1		274,521 A	191,262 A	70	3,812
Municipal	L	1		NA	NA		
Probate	L	1		32,981 A	NA		458
State	L	1		138,247 A	110,720 A	80	1,920
State Total							
HAWAII							
Circuit	G	6	R	35,333 B	29,117 B	82	2,977
District	L	1		25,450	23,005	90	2,144
State Total				60,783 *	52,122 *	86	5,122
IDAHO							
District	G	6 **	R	77,217 A	74,196 A	96	6,638
ILLINOIS							
Circuit	G	6 **	R	623,353	608,120	98	5,269
INDIANA							
Probate	G	1		1,870	2,122	113	32
Superior and Circuit	G	5	R	317,838 A	305,028 A	96	5,477
City and Town	L	1		15,022	14,293	95	259
County	L	1		46,246	42,033	91	797
Municipal Court of Marion Co.	L	1		4,661 A	5,599 A	120	80
Small Claims Court of Marion Co.	L	1		77,011	76,571	99	1,327
State Total				462,648 *	445,646 *	96	7,972
IOWA							
District	G	6	NF	169,268 B	164,526 B	97	5,956
KANSAS							
District	G	6 **	NC	191,021	188,581	99	7,446
KENTUCKY							
Circuit	G	6	R	67,209	60,442	90	1,741
District	L	1		168,793 A	158,065 A	94	4,373
State Total				236,002 *	218,507 *	93	6,114
LOUISIANA							
District	G	6	NF	166,756	NA		3,840
Family and Juvenile	G	4 ***	NF	11,974	10,633	89	276
City and Parish	L	1		78,523	65,441	83	1,808
Justice of the Peace	L	1		NA	NA		
State Total							
MAINE							
Superior	G	6	NC	5,429	5,752	106	437
Administrative	L	1		366	494	135	29
District	L	5	NC	43,982	43,916	100	3,543
Probate	L	1		NA	NA		
State Total							

(continued on next page)

TABLE 9: Reported Total State Trial Court Civil Caseload, 1995 (continued)

State/Court name:	Jurisdiction	Support/custody:		Total civil filings and qualifying footnotes	Total civil dispositions and qualifying footnotes	Dispositions as a percentage of filings	Filings per 100,000 total population
		(a) method of count code	(b) decree change counted as				
<b>MARYLAND</b>							
Circuit	G	6 **	NF	147,906 B	117,779 B	80	2,933
District	L	1		827,844	13,383 A		16,418
Orphan's	L	1		NA	NA		
State Total							
<b>MASSACHUSETTS</b>							
Trial Court of the Commonwealth	G	5 **	R	606,162	413,669 A		9,980
<b>MICHIGAN</b>							
Circuit	G	6 **	NC	192,612	193,155	100	2,017
Court of Claims	G	1		397	402	101	4
District	L	1		403,998	401,144	99	4,231
Municipal	L	1		769	770	100	8
Probate	L	1		117,211	49,837 A		1,227
State Total				714,987	645,308 *		7,487
<b>MINNESOTA</b>							
District	G	6	NF	224,512	217,837	97	4,871
<b>MISSISSIPPI</b>							
Chancery	G	5	NF	63,765 B	NA		2,364
Circuit	G	1		22,476 B	NA		833
County	L	1		33,120	NA		1,228
Family	L	1		NA	NA		
Justice	L	1		NA	NA		
State Total							
<b>MISSOURI</b>							
Circuit	G	6 **	NF	264,797	266,491	101	4,974
<b>MONTANA</b>							
District	G	3	R	25,911	23,467	91	2,977
Water	G	1		NA	NA		
Workers' Compensation	G	1		NA	NA		
City	L	1		3,083 A	NA		354
Justice of the Peace	L	1		39,029 A	NA		4,485
Municipal	L	1		814	NA		94
State Total							
<b>NEBRASKA</b>							
District	G	5	R	47,424 C	48,316 C	102	2,897
County	L	1		66,775	64,828	97	4,079
Workers' Compensation	L	1		134	178	133	8
State Total				114,333 *	113,322 *	99	6,984
<b>NEVADA</b>							
District	G	2	R	58,135	NA		3,799
Justice	L	1		NA	NA		
Municipal	L	1		NA	NA		
State Total							
<b>NEW HAMPSHIRE</b>							
Superior	G	5	R	30,286	26,624	88	2,638
District	L	1		35,042	NA		3,052
Municipal	L	1		38	NA		3
Probate	L	1		8,255	8,548 A		1,590
State Total				83,621			7,282

(continued on next page)

TABLE 9: Reported Total State Trial Court Civil Caseload, 1995 (continued)

State/Court name:	Jurisdiction	Support/custody:		Total civil filings and qualifying footnotes	Total civil dispositions and qualifying footnotes	Dispositions as a percentage of filings	Filings per 100,000 total population
		(a) method of count code	(b) decree change counted as				
NEW JERSEY							
Superior	G	6 **	R	1,059,512	1,069,723	101	13,335
Tax	L	1		12,741	17,402	137	160
State Total				1,072,253	1,087,125	101	13,495
NEW MEXICO							
District	G	6	R	63,543	61,358	97	3,770
Magistrate	L	1		14,933 A	15,247 A	102	886
Metropolitan Ct. of Bernalillo Co.	L	1		15,787	13,838	88	937
Probate	L	1		NA	NA		
State Total							
NEW YORK							
Supreme and County	G	1		359,654 B	376,502 B	105	1,983
Civil Court of the City of New York	L	1		563,943 A	410,497 A	73	3,110
Court of Claims	L	1		2,426	2,055	85	13
District and City	L	1		230,499 A	230,857 A	100	1,271
Family	L	4	R	538,607	541,952	101	2,970
Surrogates'	L	1		160,469	116,037	72	885
Town and Village Justice	L	1		NA	NA		
State Total							
NORTH CAROLINA							
Superior	G	1		130,241 B	120,992 B	93	1,810
District	L	6 **	R	470,076 A	402,356 A		6,533
State Total				600,317 *	523,348 *		8,343
NORTH DAKOTA							
District	G	6 **	NF	34,220	33,774	99	5,335
OHIO							
Court of Common Pleas	G	6 **	R	415,334 B	418,389 B	101	3,725
County	L	1		18,583	18,362	99	167
Court of Claims	L	1		7,205	8,899	124	65
Municipal	L	1		313,370	306,697	98	2,810
State Total				754,492 *	752,347 *	100	6,766
OKLAHOMA							
District	G	6	R	202,164	232,715	115	6,168
Court of Tax Review	L	1		NA	NA		
State Total							
OREGON							
Circuit	G	6 **	R	102,604 B	99,815 B	97	3,267
Tax	G	1		370	387	105	12
County	L	1		NA	NA		
District	L	1		101,455	100,767	99	3,230
Justice	L	1		NA	NA		
State Total							
PENNSYLVANIA							
Court of Common Pleas	G	4	NF	341,925 A	329,854 A	96	2,832
District Justice	L	1		207,534	197,679	95	1,719
Philadelphia Municipal	L	1		144,710 A	143,022 A	99	1,199
Pittsburgh City Magistrates	L	1		5,386	NA		45
State Total				699,555 *			5,795

(continued on next page)

TABLE 9: Reported Total State Trial Court Civil Caseload, 1995 (continued)

State/Court name:	Jurisdiction	Support/custody:		Total civil filings and qualifying footnotes	Total civil dispositions and qualifying footnotes	Dispositions as a percentage of filings	Filings per 100,000 total population
		(a) method of count code	(b) decree change counted as				
PUERTORICO							
Court of First Instance	G	6	NF	146,439 A	139,221 A	95	3,937
RHODE ISLAND							
Superior	G	1		9,436 B	NA		953
Workers' Compensation	L	1		9,512 A	9,599 A	101	961
District	L	1		32,443 A	32,936 A		3,278
Family	L	6	R	14,590 A	4,418 A		1,474
Probate	L	1		NA	NA		
State Total							
SOUTH CAROLINA							
Circuit	G	1		44,207 B	42,202 B	95	1,203
Family	L	6 **	NF	82,172 B	79,916 B	97	2,237
Magistrate	L	1		175,875	175,392	100	4,788
Probate	L	1		25,509 A	25,379 A	99	694
State Total				327,763 *	322,889 *	99	8,923
SOUTH DAKOTA							
Circuit	G	4	NC	54,706	56,395	103	7,504
TENNESSEE							
Circuit, Criminal, and Chancery	G	6 **	R	134,221	118,114	88	2,554
Probate	G	1		5,474	1,332 A		104
General Sessions	L	6 **	R	NA	NA		
Juvenile	L	1		15,309	14,876	97	291
State Total							
TEXAS							
District	G	6 **	R	473,768 B	442,008 B	93	2,530
County-level	L	6 **	R	176,057 B	87,704 C		940
Justice of the Peace	L	1		241,512 A	191,885 A	79	1,290
Municipal	L	1		317 A	317 A	100	2
State Total				891,654 *	721,914 *		4,762
UTAH							
District	G	3	R	42,378 B	39,256 B	93	2,172
Circuit	L	1		105,913	109,380	103	5,428
Justice	L	1		3,887 A	2,478 A	64	199
State Total				152,178 *	151,114 *	99	7,798
VERMONT							
District	G	4 ***	NC	12,112	11,650	96	2,071
Family	G	4 ***	NC	18,474	17,422	94	3,159
Superior	G	5	NC	6,651	7,191	108	1,137
Environmental	L	1		103	79	77	18
Probate	L	1		4,989	4,785	96	853
State Total				42,329	41,127	97	7,239
VIRGINIA							
Circuit	G	3	R	121,038	108,929	90	1,829
District	L	4	R	1,260,907 A	1,289,747 A	102	19,052
State Total				1,381,945 *	1,398,676 *	101	20,880

(continued on next page)



TABLE 9: Reported Total State Trial Court Civil Caseload, 1995 (continued)

State/Court name:	Jurisdiction	Support/custody:		Total civil filings and qualifying footnotes	Total civil dispositions and qualifying footnotes	Dispositions as a percentage of filings	Filings per 100,000 total population
		(a) method of count code	(b) decree change counted as				
WASHINGTON							
Superior	G	6	R	159,113 B	149,798 B	94	2,930
District	L	1		144,681 A	111,676 A		2,664
Municipal	L	1		504 A	375 A		9
State Total				304,298 *	261,849 *		5,603
WEST VIRGINIA							
Circuit	G	5	R	49,716 B	51,327 B	103	2,719
Magistrate	L	1		60,534	57,868	96	3,311
State Total				110,250 *	109,195 *	99	6,031
WISCONSIN							
Circuit	G	6 **	NF	273,986 A	NA		5,348
WYOMING							
District	G	5	R	10,630 A	10,780 A	101	2,214
County	L	4	R	16,510	15,729 A		3,438
Justice of the Peace	L	1		2,281 A	2,205 A	97	475
State Total				29,421 *	28,714 *		6,127

**NOTE:** All state trial courts with civil jurisdiction are listed in the table regardless of whether caseload data are available. Blank spaces in the table indicate that a particular calculation, such as the total state caseload, is not appropriate. State total "filings per 100,000 population" may not equal the sum of the filing rates for the individual courts due to rounding.

NA = Data are not available

#### JURISDICTION CODES:

G = General Jurisdiction  
L = Limited Jurisdiction

#### SUPPORT/CUSTODY CODES:

(a) Method of count codes:

- 1 = The court does not have jurisdiction over support/custody cases
- 2 = Support/custody caseload data are not available
- 3 = Only contested support/custody cases and all interstate support cases (where the court has jurisdiction) are counted separately from marriage dissolution cases
- 4 = Both contested and uncontested support/custody cases and interstate support cases (where the court has jurisdiction) are counted separately from marriage dissolution cases
- 5 = Support/custody is counted as a proceeding of the marriage dissolution and, thus, a marriage dissolution that involves support/custody is counted as one case
- 6 = Support/custody is counted as a proceeding of the marriage dissolution, but interstate support cases are counted separately

\*\*Nondissolution support/custody cases are also counted separately

\*\*\*Court has only interstate support jurisdiction

(b) Decree change counted as:

NC = Not counted/collected  
NF = New filing  
R = Reopened case

#### QUALIFYING FOOTNOTES:

The absence of a qualifying footnote indicates that data are complete.

† Data for Georgia Superior Court are for 1994.

\* See the qualifying footnote for each court within the state. Each footnote has an effect on the state's total.

A: The following courts' data are incomplete:

California—Superior Court—Total civil filed and disposed data do not include data from one court and partial data from one court.

—Municipal Court—Total civil filed and disposed data do not include data from one court.

Colorado—District, Denver Juvenile & Denver Probate Court—Total civil disposed data do not include **adoption, paternity, and some support/custody** cases.

—County Court—Total civil filed data do not include most **miscellaneous civil** cases. Disposed data do not include any **miscellaneous civil** cases and Denver County Court caseload.

(continued on next page)

TABLE 9: Reported Total State Trial Court Civil Caseload, 1995 (continued)

Florida—Circuit Court—Total **civil** disposed data do not include **civil appeals**.

Georgia—Magistrate Court—Total **civil** filed and disposed data do not include any cases from 28 counties, and partial data from 38 counties.

—Probate Court—Total **civil** filed data do not include any cases from 50 of 159 counties, and partial data from 30 counties, and are less than 75% complete.

—State Court—Total **civil** filed and disposed data do not include any cases from 20 of 65 courts, and are less than 75% complete.

Idaho—District Court—Total **civil** filed and disposed data do not include **mental health** cases.

Indiana—Superior and Circuit Courts—Total **civil** filed and disposed data do not include **civil appeals** and **support/custody** cases.

—Municipal Court of Marion County—Total **civil** filed and disposed data do not include **appeals of trial court cases**.

Kentucky—District Court—Total **civil** filed and disposed data do not include **paternity** cases.

Maryland—District Court—Total **civil** disposed data do not include **tort, contract, real property rights, small claims, and miscellaneous civil** cases, and are less than 75% complete.

Massachusetts—Trial Court of the Commonwealth—Total **civil** disposed data do not include some **real property rights**, some **small claims**, and most **domestic relations** cases, and are less than 75% complete.

Michigan—Probate Court—Total **civil** disposed data do not include **adoption, paternity, domestic violence, some miscellaneous domestic relations, mental health, and miscellaneous civil** cases, and are less than 75% complete.

Montana—City Court—Total **civil** filed data do not include cases from four courts.

—Justice of the Peace Court—Total **civil** filed data do not include cases from one court.

New Hampshire—Probate Court—Total **civil** disposed data do not include some **estate** and some **miscellaneous civil** cases.

New Mexico—Magistrate Court—Total **civil** filed and disposed data do not include **domestic violence** cases, and data from seven courts.

New York—District and City Court—Total **civil** filed and disposed data do not include **administrative agency appeals** cases.

—Civil Court of the City of New York—Total **civil** filed and disposed data do not include **administrative agency appeals** cases.

North Carolina—District Court—Total **civil** filed and disposed data do not include **mental health** cases. Disposed data also do not include **miscellaneous civil** cases.

Pennsylvania—Court of Common Pleas—Total **civil** filed and disposed data do not include some **civil appeals** cases.

—Philadelphia Municipal Court—Total **civil** filed and disposed data do not include **domestic violence** cases.

Puerto Rico—Court of First Instance—Total **civil** filed and disposed data do not include **domestic violence** cases.

Rhode Island—Workers' Compensation Court—Total **civil** filed and disposed data do not include some **administrative agency appeals**.

—District Court—Total **civil** filed and disposed data do not include **mental health** cases. Disposed data also do not include **domestic violence** and **administrative agency appeals**.

—Family Court—Total **civil** filed data do not include **paternity** cases. Disposed data do not include **marriage dissolution, interstate support and paternity** cases, and are less than 75% complete.

South Carolina—Probate Court—Total **civil** filed and disposed data do not include **mental health** cases.

Tennessee—Probate Court—Total **civil** disposed data do not include cases from Shelby County, and are less than 75% complete.

Texas—Justice of the Peace Court—Total **civil** filed and disposed data represent a reporting rate of 87%.

—Municipal Court—Total **civil** filed and disposed data represent a reporting rate of 93%.

Utah—Justice Court—Total **civil** filed and disposed data represent a reporting rate of 94%.

Virginia—District Court—Total **civil** filed and disposed data do not include some **domestic relations** cases.

Washington—District Court—Total **civil** filed and disposed data do not include cases from two districts that did not report data for the period.

—Municipal Court—Total **civil** filed and disposed data do not include cases from 28 courts.

Wisconsin—Circuit Court—Total **civil** filed and disposed data do not include **domestic violence** cases.

Wyoming—District Court—Total **civil** filed and disposed data do not include cases from one county that did not report.

—County Court—Total **civil** disposed data do not include **trial court civil appeals** cases.

—Justice of the Peace Court—Total **civil** filed and disposed data do not include cases from three of ten courts, and are less than 75% complete.

B: The following courts' data are overinclusive:

Alabama—Circuit Court—Total **civil** filed and disposed data include some **postconviction remedy proceedings** and some **extraordinary writs**.

Alaska—Superior Court—Total **civil** filed and disposed data include **extraordinary writs**, orders to show cause, unfair trade practices, and **postconviction remedy proceedings**.

Delaware—Superior Court—Total **civil** filed and disposed data include **extraordinary writs**.

—Family Court—Total **civil** filed and disposed data include **status offense petition** cases. Disposed data also include **child-victim petition** cases.

Hawaii—Circuit Court—Total **civil** filed and disposed data include **criminal postconviction remedy proceedings**.

Iowa—District Court—Total **civil** filed and disposed data include **postconviction remedy proceedings**.

Maryland—Circuit Court—Total **civil** filed and disposed data include **estate** cases from the Orphan's Court.

(continued on next page)

TABLE 9: Reported Total State Trial Court Civil Caseload, 1995 (continued)

Mississippi—Chancery Court—Total **civil** filed data include **extraordinary writs**.

—Circuit Court—Total **civil** filed data include **extraordinary writs**.

New York—Supreme and County Court—Total **civil** filed and disposed data include **postconviction remedy proceedings**.

North Carolina—Superior Court—Total **civil** filed and disposed data include **mental health** cases from District Court.

Ohio—Court of Common Pleas—Total **civil** filed and disposed data include **postconviction remedy proceedings**.

Oregon—Circuit Court—Total **civil** filed and disposed data include **criminal appeals** cases.

Rhode Island—Superior Court—Total **civil** filed data include **postconviction remedy proceedings**.

South Carolina—Circuit Court—Total **civil** filed and disposed data include **postconviction remedy proceedings**.

—Family Court—Total **civil** filed and disposed data include **child-victim petition** cases.

Texas—District Court—Total **civil** filed and disposed data include **child-victim petition** cases.

—County-level Court—Total **civil** filed data include **child-victim petition** cases.

Utah—District Court—Total **civil** filed and disposed data include some **postconviction remedy proceedings**.

Washington—Superior Court—Total **civil** filed and disposed data include **postconviction remedy proceedings** and **extraordinary writs**.

West Virginia—Circuit Court—Total **civil** filed and disposed data include **postconviction remedy proceedings** and **extraordinary writs**.

C: The following courts' data are incomplete and overinclusive:

Connecticut—Superior Court—Total **civil** filed and disposed data include **postconviction remedy proceedings**, but do not include most **interstate support** cases. Disposed data also do not include most **small claims** cases, and are less than 75% complete.

Nebraska—District Court—Total **civil** filed and disposed data include **postconviction remedy proceedings**, but do not include **civil appeals** cases.

Texas—County-level Court—Total **civil** disposed data include **child-victim petition** cases, but do not include **probate/wills/intestate**, **guardianship/conservatorship/trusteeship**, and **mental health** cases, and are less than 75% complete. The court conducted 82,413 probate hearings and 31,276 mental health hearings during the year.

**TABLE 10: Reported Total State Trial Court Criminal Caseload, 1995**

State/Court name:	Jurisdiction	Unit of count	Point of filing	Total criminal filings and qualifying footnotes	Total criminal dispositions and qualifying footnotes	Dispositions as a percentage of filings	Filings per 100,000 adult population
<b>ALABAMA</b>							
Circuit	G	G	A	54,672 B	50,777 B	93	1,723
District	L	B	B	153,961 C	155,499 C	101	4,852
Municipal	L	M	B	160,689 C	118,916 C	74	5,065
State Total				369,322 *	325,192 *	88	11,640
<b>ALASKA</b>							
Superior	G	B	A	2,778 A	2,593 A	93	670
District	L	B	B	30,508 B	30,386 B	100	7,363
State Total				33,286 *	32,979 *	99	8,033
<b>ARIZONA</b>							
Superior	G	D	A	32,520	29,518	91	1,075
Justice of the Peace	L	Z	B	85,279	74,697	88	2,819
Municipal	L	Z	B	273,492	225,887	83	9,042
State Total				391,291	330,102	84	12,937
<b>ARKANSAS</b>							
Circuit	G	A	A	48,389	45,399	94	2,638
City	L	A	B	11,973 B	8,234 B	69	653
Justice of the Peace	L	A	B	NA	NA		
Municipal	L	A	B	302,741 B	228,847 B	76	16,505
Police	L	A	B	897 B	415 B	46	49
State Total							
<b>CALIFORNIA</b>							
Superior	G	B	A	162,177 A	154,953 A	96	711
Municipal	L	B	B	830,022 C	732,042 C	88	3,641
State Total				992,199 *	886,995 *	89	4,353
<b>COLORADO</b>							
District, Denver Juvenile, Denver Probate	G	D	B	28,172 B	31,503 B	112	1,019
County	L	D	B	133,972 B	105,885 C		4,845
State Total				162,144 *	137,388 *		5,863
<b>CONNECTICUT</b>							
Superior	G	E	A	139,953 C	130,117 C	93	5,650
<b>DELAWARE</b>							
Superior	G	B	A	7,253 B	6,731 B	93	1,347
Alderman's	L	A	B	3,259 B	3,343 B	103	605
Court of Common Pleas	L	A	B	NA	NA		
Family	L	B	B	4,398	4,437	101	817
Justice of the Peace	L	A	B	67,256 A	67,952 A	101	12,493
Municipal Court of Wilmington	L	A	B	14,165 C	13,218 C	93	2,631
State Total							
<b>DISTRICT OF COLUMBIA</b>							
Superior	G	B	G	35,183 A	35,655 A	101	8,003
<b>FLORIDA</b>							
Circuit	G	E	A	188,682	152,353	81	1,748
County	L	A	B	427,661	360,265	84	3,962
State Total				616,343	512,618	83	5,710

(continued on next page)

TABLE 10: Reported Total State Trial Court Criminal Caseload, 1995 (continued)

State/Court name:	Jurisdiction	Unit of count	Point of filing	Total criminal filings and qualifying footnotes	Total criminal dispositions and qualifying footnotes	Dispositions as a percentage of filings	Filings per 100,000 adult population
<b>GEORGIA</b>							
Superior†	G	G	A	88,985 B	82,647 B	93	1,686
Civil	L	M	M	NA	NA		
County Recorder's	L	M	M	NA	NA		
Magistrate	L	B	B	64,218 A	49,190 A	77	1,217
Municipal	L	M	M	NA	NA		
Municipal and City of Atlanta	L	M	M	NA	NA		
Probate	L	B	A	4,471 A	3,914 A	88	85
State	L	G	A	119,243 A	88,589 A		2,260
State Total							
<b>HAWAII</b>							
Circuit	G	G	B	10,120	13,144	130	1,153
District	L	A	C	42,598 A	39,153 A	92	4,854
State Total				52,718 *	52,297 *	99	6,007
<b>IDAHO</b>							
District	G	J	F	91,749	81,689	89	11,253
<b>ILLINOIS</b>							
Circuit	G	G	A	595,257 C	553,733 C		6,839
<b>INDIANA</b>							
Superior and Circuit	G	B	A	132,252 A	126,105 A	95	3,064
City and Town	L	B	F	43,737 B	37,485 B	86	1,013
County	L	B	F	26,074	22,497	86	604
Municipal Court of Marion Co.	L	B	F	33,408	38,396	115	774
State Total				235,471 *	224,483 *	95	5,456
<b>IOWA</b>							
District	G	B	A	89,156 A	79,660 A	89	4,211
<b>KANSAS</b>							
District	G	B	C	44,811	47,629	106	2,393
Municipal	L	B	C	15,700	17,978	115	838
State Total				60,511	65,607	108	3,231
<b>KENTUCKY</b>							
Circuit	G	B	A	19,275	19,104	99	668
District	L	B	F	193,404 B	183,144 B	95	6,698
State Total				212,679 *	202,248 *	95	7,365
<b>LOUISIANA</b>							
District	G	Z	A	121,166	NA		3,905
City and Parish	L	B	F	172,012	143,705	84	5,543
State Total				293,178			9,448
<b>MAINE</b>							
Superior	G	E	A	9,785 C	8,898 C	91	1,045
District	L	E	F	37,467 C	35,029 C	93	4,001
State Total				47,252 *	43,927 *	93	5,046
<b>MARYLAND</b>							
Circuit	G	B	A	68,321 B	62,636 B	92	1,812
District	L	B	A	213,618	211,815	99	5,666
State Total				281,939 *	274,451 *	97	7,478

(continued on next page)

TABLE 10: Reported Total State Trial Court Criminal Caseload, 1995 (continued)

State/Court name:	Jurisdiction	Unit of count	Point of filing	Total criminal filings and qualifying footnotes	Total criminal dispositions and qualifying footnotes	Dispositions as a percentage of filings	Filings per 100,000 adult population
<b>MASSACHUSETTS</b>							
Trial Court of the Commonwealth	G	D	B	344,561 A	277,500 C		7,423
<b>MICHIGAN</b>							
Circuit	G	B	A	49,878	49,064	98	710
Recorder's Court of Detroit	G	B	A	19,630	18,924	96	279
District	L	B	B	319,848	298,705	93	4,550
Municipal	L	B	B	2,193	2,189	100	31
State Total				391,549	368,882	94	5,570
<b>MINNESOTA</b>							
District	G	B	B	226,097 B	233,203 B	103	6,721
<b>MISSISSIPPI</b>							
Circuit	G	B	B	NA	15,487 A		
County	L	B	B	NA	NA		
Justice	L	B	B	NA	NA		
Municipal	L	B	B	NA	NA		
State Total							
<b>MISSOURI</b>							
Circuit	G	G	G	157,816	142,332	90	4,003
<b>MONTANA</b>							
District	G	G	A	5,025	4,203	84	792
City	L	B	B	61,165 A	NA		9,645
Justice of the Peace	L	B	B	115,635 A	NA		18,235
Municipal	L	B	B	9,916	NA		1,564
State Total				191,741 *			30,236
<b>NEBRASKA</b>							
District	G	B	A	7,943 B	7,647 B	96	665
County	L	B	F	95,098 B	92,982 B	98	7,966
State Total				103,041 *	100,629 *	98	8,631
<b>NEVADA</b>							
District	G	Z	A	2 A	NA		0
Justice	L	Z	B	NA	NA		
Municipal	L	Z	B	NA	NA		
State Total							
<b>NEW HAMPSHIRE</b>							
Superior	G	A	A	15,352	15,376	100	1,799
District	L	A	B	37,185	NA		4,358
Municipal	L	A	B	105	NA		12
State Total				52,642			6,169
<b>NEW JERSEY</b>							
Superior	G	B	A	49,107	51,427	105	821
Municipal	L	B	B	347,679	343,541	99	5,812
State Total				396,786	394,968	100	6,633
<b>NEW MEXICO</b>							
District	G	E	A	15,723	14,658	93	1,326
Magistrate	L	E	B	23,559 C	19,787 C	84	1,988
Metropolitan Ct. of Bernalillo Co.	L	E	B	14,344	10,793	75	1,210
State Total				53,626 *	45,238 *	84	4,524

(continued on next page)

TABLE 10: Reported Total State Trial Court Criminal Caseload, 1995 (continued)

State/Court name:	Jurisdiction	Unit of count	Point of filing	Total criminal filings and qualifying footnotes	Total criminal dispositions and qualifying footnotes	Dispositions as a percentage of filings	Filings per 100,000 adult population
<b>NEW YORK</b>							
Supreme and County	G	E	A	68,326	72,949	107	502
Criminal Court of the City of New York	L	E	D	298,807	290,829	97	2,197
District and City	L	E	D	259,054 B	239,052 B	92	1,905
Town and Village Justice	L	E	B	NA	NA		
State Total							
<b>NORTH CAROLINA</b>							
Superior	G	E	A	123,681	128,368	104	2,292
District	L	E	G	554,147 C	539,960 C	97	10,270
State Total				677,828 *	668,328 *	99	12,562
<b>NORTH DAKOTA</b>							
District	G	B	A	28,555	30,951	108	6,064
Municipal	L	B	B	NA	NA		
State Total							
<b>OHIO</b>							
Court of Common Pleas	G	B	C	67,266	67,296	100	811
County	L	B	E	42,679 B	42,482 B	100	515
Mayor's	L	B	E	NA	NA		
Municipal	L	B	E	497,710 B	515,736 B	104	6,003
State Total							
<b>OKLAHOMA</b>							
District	G	J	A	91,239 B	76,845 B	84	3,802
<b>OREGON</b>							
Circuit	G	E	G	44,977 A	45,294 A	101	1,919
District	L	E	G	52,803	45,592	86	2,253
Justice	L	E	B	NA	NA		
Municipal	L	A	B	NA	NA		
State Total							
<b>PENNSYLVANIA</b>							
Court of Common Pleas	G	B	A	143,588 A	143,325 A	100	1,567
District Justice	L	B	B	158,122	148,993	94	1,726
Philadelphia Municipal	L	B	B	34,657 A	35,906 A	104	378
Pittsburgh City Magistrates	L	B	B	6,085 B	NA		66
State Total				342,452 *			3,738
<b>PUERTO RICO</b>							
Court of First Instance	G	J	B	99,122 B	97,507 B	98	3,971
<b>RHODE ISLAND</b>							
Superior	G	D	A	6,779	6,268	92	901
District	L	A	B	28,414 B	28,466 B	100	3,778
State Total				35,193 *	34,734 *	99	4,679
<b>SOUTH CAROLINA</b>							
Circuit	G	B	A	109,419	108,222	99	4,010
Magistrate	L	B	E	195,975 A	194,599 A	99	7,181
Municipal	L	B	E	94,871	93,630	99	3,477
State Total				400,265 *	396,451 *	99	14,668

(continued on next page)

TABLE 10: Reported Total State Trial Court Criminal Caseload, 1995 (continued)

State/Court name:	Jurisdiction	Unit of count	Point of filing	Total criminal filings and qualifying footnotes	Total criminal dispositions and qualifying footnotes	Dispositions as a percentage of filings	Filings per 100,000 adult population
<b>SOUTH DAKOTA</b>							
Circuit	G	A	B	27,522	20,535	75	5,266
<b>TENNESSEE</b>							
Circuit, Criminal, and Chancery	G	Z	A	61,977 A	59,125 A	95	1,571
General Sessions	L	M	M	NA	NA		
Municipal	L	M	M	NA	NA		
State Total							
<b>TEXAS</b>							
District	G	B	A	155,641	159,291	102	1,168
County-level	L	B	F	472,196	404,174 A		3,544
Justice of the Peace	L	A	B	530,418 A	473,210 A	89	3,981
Municipal	L	A	B	902,662 A	731,353 A	81	6,775
State Total				2,060,917 *	1,768,028 *		15,468
<b>UTAH</b>							
District	G	J	A	11,076 B	9,798 B	88	867
Circuit	L	B	A	49,962 C	31,904 C	64	3,913
Justice	L	B	B	42,284 A	37,240 C		3,312
State Total				103,322 *	78,942 *		8,092
<b>VERMONT</b>							
District	G	D	C	17,632	16,871	96	4,025
Superior	G	B	A	1	0		0
State Total				17,633	16,871	96	4,026
<b>VIRGINIA</b>							
Circuit	G	A	A	125,234 B	120,385 B	96	2,502
District	L	A	E	414,931 A	429,073 A	103	8,289
State Total				540,165 *	549,458 *	102	10,791
<b>WASHINGTON</b>							
Superior	G	D	F	33,965	32,359	95	846
District	L	C	B	118,725 A	120,331 A	101	2,959
Municipal	L	C	B	81,937 A	57,515 A		2,042
State Total				234,627 *	210,205 *		5,847
<b>WEST VIRGINIA</b>							
Circuit	G	J	A	7,975	8,650	108	567
Magistrate	L	J	E	128,320	127,107	99	9,125
Municipal	L	A	B	NA	NA		
State Total							
<b>WISCONSIN</b>							
Circuit	G	D	C	127,914 B	NA		3,393
Municipal	L	A	B	NA	15,053 A		
State Total							
<b>WYOMING</b>							
District	G	J	A	1,958 A	2,007 A	103	569
County	L	J	B	13,208 A	NA		3,840
Justice of the Peace	L	J	B	1,681 A	NA		489
Municipal	L	A	B	1,348 A	NA		392
State Total				18,195 *			5,291

(continued on next page)



TABLE 10: Reported Total State Trial Court Criminal Caseload, 1995 (continued)

**NOTE:** All state trial courts with criminal jurisdiction are listed in the table regardless of whether caseload data are available. Blank spaces in the table indicate that a particular calculation, such as the total state caseload, is not appropriate. State total "filings per 100,000 population" may not equal the sum of the filing rates for the individual courts due to rounding.

NA = Data are not available.

**JURISDICTION CODES:**

G = General Jurisdiction  
L = Limited Jurisdiction

**UNIT OF COUNT CODES:**

M = Missing data  
I = Data element is inapplicable  
A = Single defendant—single charge  
B = Single defendant—single incident (one/more charges)  
C = Single defendant—single incident/maximum number charges (usually two)  
D = Single defendant—one/more incidents  
E = Single defendant—content varies with prosecutor  
F = One/more defendants—single charge  
G = One/more defendants—single incident (one/more charges)  
H = One/more defendants—single incident/maximum number charges (usually two)  
J = One/more defendants—one/more incidents  
K = One/more defendants—content varies with prosecutor  
L = Inconsistent during reporting year  
Z = Both the defendant and charge components vary within the state

**POINT OF FILING CODES:**

M = Missing data  
I = Data element is inapplicable  
A = At the filing of the information/indictment  
B = At the filing of the complaint  
C = When defendant enters plea/initial appearance  
D = When docketed  
E = At issuing of warrant  
F = At filing of information/complaint  
G = Varies (at filing of the complaint, information, indictment)

**QUALIFYING FOOTNOTES:**

The absence of a qualifying footnote indicates that data are complete.

† Data for Georgia Superior Court are for 1994.

\*See the qualifying footnote for each court within the state. Each footnote has an effect on the state's total.

A: The following courts' data are incomplete:

Alaska—Superior Court—Total **criminal** filed and disposed data do not include **criminal appeals** cases.

California—Superior Court—Total **criminal** filed and disposed data do not include data from one court and partial data from one court.

Delaware—Justice of the Peace Court—Total **criminal** filed and disposed data do not include **DWI/DUI** cases.

District of Columbia—Superior Court—Total **criminal** filed and disposed data do not include **DWI/DUI** cases.

Georgia—Magistrate Court—Total **criminal** filed and disposed data do not include any cases from 28 counties, and partial data from 38 counties.

—Probate Court—Total **criminal** filed and disposed data do not include any cases from 50 of 159 counties, partial data from 30 counties, and do not include **DWI/DUI** cases which are reported with **traffic/other violation** data, and are less than 75% complete.

—State Court—Total **criminal** filed and disposed data do not include some **DWI/DUI** cases, and data from 20 courts, and are less than 75% complete.

Hawaii—District Court—Total **criminal** filed and disposed data do not include some **misdemeanor** cases.

Indiana—Superior and Circuit Courts—Total **criminal** filed and disposed data do not include **criminal appeals** cases.

Iowa—District Court—Total **criminal** filed and disposed data do not include some **misdemeanor** cases.

Massachusetts—Trial Court of the Commonwealth—Total **criminal** filed data do not include some **misdemeanor** cases.

Mississippi—Circuit Court—Total **criminal** disposed data do not include cases from two counties.

Montana—City Court—Total **criminal** filed data do not include cases from four courts.

—Justice of the Peace Court—Total **criminal** filed data do not include cases from one court.

Nevada—District Court—Total **criminal** filed data do not include **felony, misdemeanor, DWI/DUI, and miscellaneous criminal** cases and are less than 75% complete.

Oregon—Circuit Court—Total **criminal** filed and disposed data do not include **criminal appeals** cases.

Pennsylvania—Court of Common Pleas—Total **criminal** filed and disposed data do not include some **criminal appeals** cases.

—Philadelphia Municipal Court—Total **criminal** filed and disposed data do not include some **misdemeanor** cases.

South Carolina—Magistrate Court—Total **criminal** filed and disposed data do not include **DWI/DUI** cases. (Filed data are based on estimates provided by the AOC.)

Tennessee—Circuit, Criminal, and Chancery Courts—Total **criminal** filed and disposed data do not include **miscellaneous criminal** cases.

Texas—County-level Court—Total **criminal** disposed data do not include some **criminal appeals** cases.

—Justice of the Peace Court—Total **criminal** filed and disposed data represent a reporting rate of 87%.

—Municipal Court—Total **criminal** filed and disposed data represent a reporting rate of 93%.

(continued on next page)

TABLE 10: Reported Total State Trial Court Criminal Caseload, 1995 (continued)

Utah—Justice Court—Total **criminal** filed and disposed data represent a reporting rate of 94%.

Virginia—District Court—Total **criminal** filed and disposed data do not include **DWI/DUI** cases.

Washington—District Court—Total **criminal** filed and disposed data do not include cases from two districts that did not report data for the period.

—Municipal Court—Total **criminal** filed and disposed data do not include cases from 28 courts. Disposed data also do not include cases from Seattle Municipal Court (which handled more than half the filings statewide) and are less than 75% complete.

Wisconsin—Municipal Court—Total **criminal** disposed data represent a reporting rate of 90%.

Wyoming—District Court—Total **criminal** filed and disposed data do not include cases from one county that did not report.

—County Court—Total **criminal** filed data do not include reopened **misdemeanor** and reopened **DWI/DUI** cases.

—Justice of the Peace Court—Total **criminal** filed data do not include cases from three of ten courts, and are less than 75% complete.

—Municipal Court—Total **criminal** filed data do not include **misdemeanors** and cases from five courts that did not report, and are less than 75% complete.

B: The following courts' data are overinclusive:

Alabama—Circuit Court—Total **criminal** filed and disposed data include some **postconviction remedy proceedings**.

Alaska—District Court—Total **criminal** filed and disposed data include some **moving traffic violation** cases and all **ordinance violation** cases.

Arkansas—City Court—Total **criminal** filed and disposed data include **ordinance violation** cases.

—Municipal Court—Total **criminal** filed and disposed data include **ordinance violation** cases.

—Police Court—Total **criminal** filed and disposed data include **ordinance violation** cases.

Colorado—District, Denver Juvenile, and Denver Probate Courts—Total **criminal** filed and disposed data include extraditions, revocations, parole, and release from commitment hearings.

—County Court—Total **criminal** filed data include some **preliminary hearing proceedings**.

Delaware—Superior Court—Total **criminal** filed and disposed data include **postconviction remedy proceedings**.

—Alderman's Court—Total **criminal** filed and disposed data include **ordinance violation** cases.

Georgia—Superior Court—Total **criminal** filed and disposed data include all **traffic/other violation** cases. (These data are for 1994.)

Indiana—City and Town Courts—Total **criminal** filed and disposed data include some **ordinance violation** and some unclassified traffic cases.

Kentucky—District Court—Total **criminal** filed and disposed data include **ordinance violation** cases and **sentence review only proceedings**.

Maryland—Circuit Court—Total **criminal** filed and disposed data include some **postconviction remedy** and **sentence review only proceedings**.

Minnesota—District Court—Total **criminal** filed and disposed data include **ordinance violation** cases.

Nebraska—District Court—Total **criminal** filed and disposed data include **civil appeals** cases.

—County Court—Total **criminal** filed and disposed data include **ordinance violation** cases.

New York—District and City Courts—Total **criminal** filed and disposed data include **ordinance violation** cases.

Ohio—County Court—Total **criminal** filed and disposed data include **ordinance violation** cases.

—Municipal Court—Total **criminal** filed and disposed data include **ordinance violation** cases.

Oklahoma—District Court—Total **criminal** filed and disposed data include **ordinance violation** cases.

Pennsylvania—Pittsburgh City Magistrates Court—Total **criminal** filed data include **ordinance violation** cases.

Puerto Rico—Court of First Instance—Total **criminal** filed and disposed data include **domestic violence** cases.

Rhode Island—District Court—Total **criminal** filed and disposed data include **moving traffic violation** and **ordinance violation** cases.

Utah—District Court—Total **criminal** filed and disposed data include some **postconviction remedy** and **sentence review only proceedings**.

Virginia—Circuit Court—Total **criminal** filed and disposed data include **ordinance violation** cases.

Wisconsin—Circuit Court—Total **criminal** filed and disposed data include **domestic violence** cases.

C: The following courts' data are incomplete and overinclusive:

Alabama—District Court—Total **criminal** filed and disposed data include **felony preliminary hearings**, but do not include **DWI/DUI** cases.

—Municipal Court—Total **criminal** filed and disposed data include **ordinance violation** cases, but do not include data that were unavailable from 60 municipalities.

California—Municipal Court—Total **criminal** filed and disposed data include some **ordinance violation** cases, but do not include **DWI/DUI** cases, and data from one court.

Colorado—County Court—Total **criminal** disposed data include some **preliminary hearing proceedings**, but do not include **DWI/DUI** cases.

Connecticut—Superior Court—Total **criminal** filed and disposed data include **ordinance violation** cases, but do not include **DWI/DUI** cases.

Delaware—Municipal Court of Wilmington—Total **criminal** filed and disposed data include **ordinance violation** cases and **preliminary hearings**, but do not include most **DWI/DUI** cases.

Illinois—Circuit Court—Total **criminal** filed and disposed data include some **ordinance violation** cases. Filed data do not include **DWI/DUI** cases for courts downstate; disposed data do not include any **DWI/DUI** cases.

Maine—Superior Court—Total **criminal** filed and disposed data include **ordinance violation** cases, and **postconviction remedy** and **sentence review only proceedings**, but do not include **DWI/DUI** and some **criminal appeals** cases.

(continued on next page)

TABLE 10: Reported Total State Trial Court Criminal Caseload, 1995 (continued)

—District Court—Total **criminal** filed and disposed data include **preliminary hearing proceedings** and some **ordinance violation** cases, but do not include **DWI/DUI** and some **misdemeanor** cases, and are less than 75% complete.

Massachusetts—Trial Court of the Commonwealth—Total **criminal** disposed data include some **moving traffic violation** cases, but do not include some cases from the District and Housing Court Departments.

New Mexico—Magistrate Court—Total **criminal** filed and disposed data include **domestic violence** cases, but do not include data from seven courts.

North Carolina—District Court—Total **criminal** filed and disposed data include some **ordinance violation** cases, but do not include **DWI/DUI** cases.

Utah—Circuit Court—Total **criminal** filed and disposed data include **postconviction remedy proceedings**, but do not include some **miscellaneous criminal** cases.

—Justice Court—Total **criminal** disposed data include **preliminary hearings**, but represent a reporting rate of 94%.

**TABLE 11: Reported Total State Trial Court Traffic/Other Violation Caseload, 1995**

State/court name:	Jurisdiction	Parking	Total traffic filings and qualifying footnotes	Total traffic dispositions and qualifying footnotes	Dispositions as a percentage of filings	Filings per 100,000 total population
<b>ALABAMA</b>						
District	L	1	255,928 B	254,572 B	99	6,018
Municipal	L	1	772,707 A	495,284 A	64	18,169
State Total			1,028,635 *	749,856 *	73	24,186
<b>ALASKA</b>						
District	L	3	69,502 A	69,306 A	100	11,514
<b>ARIZONA</b>						
Justice of the Peace	L	1	477,079	452,933	95	11,311
Municipal	L	1	799,657	789,659	99	18,958
State Total			1,276,736	1,242,592	97	30,269
<b>ARKANSAS</b>						
City	L	1	40,251 A	23,416 A	58	1,621
Municipal	L	1	426,201 A	306,489 A	72	17,159
Police	L	1	2,419 A	735 A	30	97
State Total			468,871 *	330,640 *	71	18,877
<b>CALIFORNIA</b>						
Municipal	L	6	6,068,297 C	5,972,409 C	98	19,210
<b>COLORADO</b>						
County	L	2	403,438	384,747 B		10,768
Municipal	L	1	NA	NA		
State Total						
<b>CONNECTICUT</b>						
Superior	G	6	221,183 C	220,923 C	100	6,754
<b>DELAWARE</b>						
Alderman's	L	4	27,242 A	27,325 A	100	3,798
Court of Common Pleas	L	2	29,537 B	28,947 B	98	4,118
Family	L	2	407	404	99	57
Justice of the Peace	L	2	88,879	89,971	101	12,393
Municipal Court of Wilmington	L	5	16,870 C	15,171 C	90	2,352
State Total			162,935 *	161,818 *	99	22,718
<b>DISTRICT OF COLUMBIA</b>						
Superior	G	6	14,249 B	15,451 B	108	2,571
<b>FLORIDA</b>						
County	L	5	3,099,630	2,546,031	82	21,881
<b>GEORGIA</b>						
Superior	G	2	NA	NA		
County Recorder's	L	1	NA	NA		
Juvenile	L	2	11,580 A	12,503 A	108	161
Magistrate	L	2	44,026 A	32,276 A	73	611
Municipal and City of Atlanta	L	1	NA	NA		
Probate	L	2	143,238 C	139,936 C	98	1,989
State	L	2	297,712 C	250,429 C		4,134
State Total						

(continued on next page)

TABLE 11: Reported Total State Trial Court Traffic/Other Violation Caseload, 1995 (continued)

State/court name:	Jurisdiction	Parking	Total traffic filings and qualifying footnotes	Total traffic dispositions and qualifying footnotes	Dispositions as a percentage of filings	Filings per 100,000 total population
<b>HAWAII</b>						
Circuit	G	2	411	412	100	35
District	L	4	484,649 B	465,531 B	96	40,836
State Total			485,060 *	465,943 *	96	40,871
<b>IDAHO</b>						
District	G	3	271,585 A	266,144 A	98	23,347
<b>ILLINOIS</b>						
Circuit	G	4	2,999,136 C	2,978,480 C		25,352
<b>INDIANA</b>						
Superior and Circuit	G	3	326,705	316,139	97	5,629
City and Town	L	3	180,786 A	183,285 A	101	3,115
County	L	4	181,518	172,100	95	3,128
Municipal Court of Marion Co.	L	3	26,919	23,513	87	464
State Total			715,928 *	695,037 *	97	12,336
<b>IOWA</b>						
District	G	3	809,609 B	790,556 B	98	28,490
<b>KANSAS</b>						
District	G	4	196,778 A	193,523 A	98	7,671
Municipal	L	1	520,061 A	450,624 A	87	20,273
State Total			716,839 *	644,147 *	90	27,943
<b>KENTUCKY</b>						
District	L	3	309,756 A	302,959 A	98	8,024
<b>LOUISIANA</b>						
District	G	1	319,197	NA		7,351
City and Parish	L	1	562,189	487,828	87	12,947
Justice of the Peace	L	1	NA	NA		
Mayor's	L	1	NA	NA		
State Total						
<b>MAINE</b>						
Superior	G	2	2,427 C	2,230 C	92	196
District	L	4	45,867 C	44,680 C		3,695
State Total			48,294 *	46,910 *		3,890
<b>MARYLAND</b>						
District	L	1	1,149,424	927,525 A		22,795
<b>MASSACHUSETTS</b>						
Trial Court of the Commonwealth	G	1	493,968 B	191,330 C		8,133
<b>MICHIGAN</b>						
District	L	4	2,707,130	2,655,703	98	28,349
Municipal	L	4	38,946	38,700	99	408
Probate	L	2	20,317	NA		213
State Total			2,766,393			28,969
<b>MINNESOTA</b>						
District	G	4	1,431,829 A	1,459,353 A	102	31,062

(continued on next page)

TABLE 11: Reported Total State Trial Court Traffic/Other Violation Caseload, 1995 (continued)

State/court name:	Jurisdiction	Parking	Total traffic filings and qualifying footnotes	Total traffic dispositions and qualifying footnotes	Dispositions as a percentage of filings	Filings per 100,000 total population
MISSISSIPPI						
Municipal	L	1	NA	NA		
MISSOURI						
Circuit	G	2	384,260 A	381,475 A	99	7,218
Municipal	L	1	NA	NA		
State Total						
MONTANA						
City	L	1	37,251 A	NA		4,280
Justice of the Peace	L	1	75,208 A	NA		8,642
Municipal	L	1	87	NA		10
State Total			112,546 *			12,932
NEBRASKA						
County	L	1	255,436 A	271,414 A	106	15,603
NEVADA						
Justice	L	1	NA	NA		
Municipal	L	1	NA	NA		
State Total						
NEW HAMPSHIRE						
District	L	4	71,685	NA		6,243
Municipal	L	4	100	NA		9
State Total			71,785			6,252
NEW JERSEY						
Municipal	L	4	5,122,370	5,088,108	99	64,470
NEW MEXICO						
Magistrate	L	3	75,261 A	59,185 A	79	4,465
Metropolitan Ct. of Bernalillo Co.	L	3	51,070	39,251	77	3,030
Municipal	L	1	NA	NA		
State Total						
NEW YORK						
Criminal Court of the City of New York	L	2	172,892 A	131,060 A	76	953
District and City	L	4	696,604 A	696,604 A	100	3,841
Town and Village Justice	L	1	NA	NA		
State Total						
NORTH CAROLINA						
District	L	6	1,319,394 C	1,308,475 C	99	18,337
NORTH DAKOTA						
District	G	4	65,302	64,776 A		10,182
Municipal	L	1	NA	35,517 C		
State Total			100,293 *			
OHIO						
Court of Common Pleas	G	2	116,297	117,495	101	1,043
County	L	5	194,787 A	195,679 A	100	1,747
Mayor's	L	1	NA	NA		
Municipal	L	5	1,559,447 A	1,530,144 A	98	13,985
State Total						

(continued on next page)

TABLE 11: Reported Total State Trial Court Traffic/Other Violation Caseload, 1995 (continued)

State/court name:	Jurisdiction	Parking	Total traffic filings and qualifying footnotes	Total traffic dispositions and qualifying footnotes	Dispositions as a percentage of filings	Filings per 100,000 total population
<b>OKLAHOMA</b>						
District	G	2	170,944 A	158,755 A	93	5,215
Municipal Court Not of Record	L	1	NA	NA		
Municipal Criminal Court of Record	L	1	NA	NA		
State Total						
<b>OREGON</b>						
District	L	1	238,781 A	261,637 A	110	7,603
Justice	L	3	NA	NA		
Municipal	L	3	NA	NA		
State Total						
<b>PENNSYLVANIA</b>						
District Justice	L	4	1,714,329	1,639,510	96	14,201
Philadelphia Municipal	L	2	25,647 B	26,326 B	103	212
Philadelphia Traffic	L	1	242,203 A	240,780 A	99	2,006
Pittsburgh City Magistrates	L	4	291,721 A	NA		2,417
State Total			2,273,900 *			18,836
<b>PUERTORICO</b>						
Court of First Instance	G	2	69,594	66,268	95	1,871
<b>RHODE ISLAND</b>						
District	L	2	NA	NA		
Municipal	L	1	NA	NA		
Administrative Adjudication	L	1	NA	NA		
State Total						
<b>SOUTH CAROLINA</b>						
Family	L	2	NA	NA		
Magistrate	L	4	633,150 C	630,654 C	100	17,237
Municipal	L	4	394,398	388,998	99	10,737
State Total						
<b>SOUTH DAKOTA</b>						
Circuit	G	3	122,468	122,468	100	16,799
<b>TENNESSEE</b>						
Circuit, Criminal, and Chancery	G	2	NA	NA		
General Sessions	L	1	NA	NA		
Municipal	L	1	NA	NA		
State Total						
<b>TEXAS</b>						
County-level	L	2	39,358	95,880 B		210
Justice of the Peace	L	4	1,523,221 A	1,475,584 A	97	8,135
Municipal	L	4	5,757,182 A	5,767,882 A	100	30,748
State Total			7,319,761 *	7,339,346 *		39,093
<b>UTAH</b>						
Circuit	L	4	142,423 B	135,344 B	95	7,298
Justice	L	4	275,242 A	254,703 A	93	14,105
Juvenile	L	2	1,276	NA		65
State Total			418,941 *			21,469

(continued on next page)

TABLE 11: Reported Total State Trial Court Traffic/Other Violation Caseload, 1995 (continued)

State/court name:	Jurisdiction	Parking	Total traffic filings and qualifying footnotes	Total traffic dispositions and qualifying footnotes	Dispositions as a percentage of filings	Filings per 100,000 total population
<b>VERMONT</b>						
District	G	2	2,913	2,838	97	498
Traffic/Muni Ordinance	L	4	76,522 A	75,985 A	99	13,086
State Total			79,435 *	78,823 *	99	13,584
<b>VIRGINIA</b>						
Circuit	G	2	NA	NA		
District	L	4	1,625,982 B	1,639,310 B	101	24,568
State Total						
<b>WASHINGTON</b>						
District	L	4	625,230 A	718,182 A	115	11,512
Municipal	L	4	1,131,723 A	487,218 A		20,838
State Total			1,756,953 *	1,205,400 *		32,351
<b>WEST VIRGINIA</b>						
Magistrate	L	2	157,505	144,503	92	8,616
Municipal	L	1	NA	NA		
State Total						
<b>WISCONSIN</b>						
Circuit	G	3	575,813	NA		11,240
Municipal	L	3	NA	439,842 A		
State Total						
<b>WYOMING</b>						
County	L	1	89,312 B	103,474 B		18,600
Justice of the Peace	L	1	11,176 A	12,760 C		2,327
Municipal	L	1	49,645 C	51,097 C		10,339
State Total			150,133 *	167,331 *		31,266

**NOTE:** Parking violations are defined as part of the traffic/other violation caseload. However, states and courts within a state differ in the extent to which parking violations are processed through the courts. A code opposite the name of each court indicates the manner in which parking cases are reported by the court. Qualifying footnotes in Table 11 do not repeat the information provided by the code, and, thus, refer only to the status of the statistics on moving traffic, miscellaneous traffic, and ordinance violations. All state trial courts with traffic/other violation jurisdiction are listed in the table regardless of whether caseload data are available. Blank spaces in the table indicate that a particular calculation, such as the total state caseload, is not appropriate. State total "filings per 100,000 population" may not equal the sum of the filing rates for the individual courts due to rounding.

NA = Data are not available.

#### JURISDICTION CODES:

G = General Jurisdiction  
L = Limited Jurisdiction

#### PARKING CODES:

- 1 = Parking data are unavailable
- 2 = Court does not have parking jurisdiction
- 3 = Only contested parking cases are included
- 4 = Both contested and uncontested parking cases are included
- 5 = Parking cases are handled administratively
- 6 = Uncontested parking cases are handled administratively; contested parking cases are handled by the court

#### QUALIFYING FOOTNOTES:

The absence of a qualifying footnote indicates that data are complete.

\* See the qualifying footnote for each court within the state. Each footnote has an effect on the state's total.

(continued on next page)



TABLE 11: Reported Total State Trial Court Traffic/Other Violation Caseload, 1995 (continued)

A: The following courts' data are incomplete:

Alabama—Municipal Court—Total **traffic/other violation** disposed data do not include **ordinance violation** cases and data from 60 municipalities.

Alaska—District Court—Total **traffic/other violation** filed and disposed data do not include some **moving traffic violation** cases and all **ordinance violation** cases.

Arkansas—City Court—Total **traffic/other violation** filed and disposed data do not include **ordinance violation** cases.  
—Municipal Court—Total **traffic/other violation** filed and disposed data do not include **ordinance violation** cases.  
—Police Court—Total **traffic/other violation** filed and disposed data do not include **ordinance violation** cases.

Delaware—Alderman's Court—Total **traffic/other violation** filed and disposed data do not include **ordinance violation** cases.

Georgia—Juvenile Court—Total **traffic/other violation** filed and disposed data do not include cases from 92 counties, and are less than 75% complete.  
—Magistrate Court—Total **traffic/other violation** filed and disposed data do not include any cases from 28 counties, and partial data from 38 counties.

Idaho—District Court—Total **traffic/other violation** filed and disposed data do not include **parking** cases.

Indiana—City and Town Courts—Total **traffic/other violation** filed and disposed data do not include some **ordinance violation** and some unclassified traffic cases.

Kansas—District Court—Total **traffic/other violation** filed and disposed data do not include **juvenile traffic** cases.  
—Municipal Court—Total **traffic/other violation** filed and disposed data do not include **parking** cases.

Kentucky—District Court—Total **traffic/other violation** filed and disposed data do not include **ordinance violation** cases.

Maryland—District Court—Total **traffic/other violation** disposed data do not include **parking** and **ordinance violation** cases.

Minnesota—District Court—Total **traffic/other violation** filed and disposed data do not include **ordinance violation** cases.

Missouri—Circuit Court—Total **traffic/other violation** filed and disposed data do not include those **ordinance violation** cases heard by municipal judges, and are less than 75% complete.

Montana—City Court—Total **traffic/other violation** filed data do not include cases from four courts.  
—Justice of the Peace Court—Total **traffic/other violation** filed data do not include cases from one court.

Nebraska—County Court—Total **traffic/other violation** filed and disposed data do not include **ordinance violation** and **parking** cases.

New Mexico—Magistrate Court—Total **traffic/other violation** filed and disposed data do not include cases from seven courts.

New York—Criminal Court of the City of New York—Total **traffic/other violation** filed and disposed data do not include **moving traffic**, **miscellaneous traffic**, and some **ordinance violation** cases and are less than 75% complete.

—District and City Courts—Total **traffic/other violation** filed and disposed data do not include **ordinance violation** cases.

North Dakota—District Court—Total **traffic/other violation** disposed data do not include **juvenile traffic** cases.

Ohio—County Court—Total **traffic/other violation** filed and disposed data do not include **ordinance violation** cases.

—Municipal Court—Total **traffic/other violation** filed and disposed data do not include **ordinance violation** cases.

Oklahoma—District Court—Total **traffic/other violation** filed and disposed data do not include **ordinance violation** cases.

Oregon—District Court—Total **traffic/other violation** filed and disposed data do not include **parking** cases.

Pennsylvania—Philadelphia Traffic Court—Total **traffic/other violation** filed and disposed data do not include **ordinance violation**, **parking**, and **miscellaneous traffic** cases, and are less than 75% complete.

—Pittsburgh City Magistrates Court—Total **traffic/other violation** filed data do not include **ordinance violation** cases.

Texas—Justice of the Peace Court—Total **traffic/other violation** filed and disposed data represent a reporting rate of 87%.

—Municipal Court—Total **traffic/other violation** filed and disposed data represent a reporting rate of 93%.

Utah—Justice Court—Total **traffic/other violation** filed and disposed data represent a reporting rate of 94%.

Washington—District Court—Total **traffic/other violation** filed and disposed data do not include cases from two districts that did not report data for the period.

—Municipal Court—Total **traffic/other violation** filed and disposed data do not include cases from 28 courts. Disposed data also do not include cases from Seattle Municipal Court, which handled more than one-half of the total case filings for the municipal courts statewide. Disposed data are therefore less than 75% complete.

Wisconsin—Municipal Court—Total **traffic/other violation** disposed data represent a reporting rate of 90%.

Wyoming—Justice of the Peace Court—Total **traffic/other violation** filed data do not include cases from three of ten courts, and are less than 75% complete.

B: The following courts' data are overinclusive:

Alabama—District Court—Total **traffic/other violation** filed and disposed data include **DWI/DUI** cases.

Colorado—County Court—Total **traffic/other violation** disposed data include **DWI/DUI** cases.

Delaware—Court of Common Pleas—Total **traffic/other violation** filed and disposed data include all **felony** and **misdemeanor** cases.

(continued on next page)

TABLE 11: Reported Total State Trial Court Traffic/Other Violation Caseload, 1995 (continued)

District of Columbia—Superior Court—Total **traffic/other violation** disposed data include **DWI/DUI** cases.

Hawaii—District Court—Total **traffic/other violation** filed and disposed data include some **misdemeanor** cases.

Iowa—District Court—Total **traffic/other violation** filed and disposed data include some **misdemeanor** cases.

Massachusetts—Trial Court of the Commonwealth—Total **traffic/other violation** filed data include some **misdemeanor** cases.

Pennsylvania—Philadelphia Municipal Court—Total **traffic/other violation** filed and disposed data include **domestic violence** and some **misdemeanor** cases.

Texas—County-level Court—Total **traffic/other violation** disposed data include some **criminal appeals** cases.

Utah—Circuit Court—Total **traffic/other violation** filed and disposed data include some **miscellaneous criminal** cases.

Virginia—District Court—Total **traffic/other violation** filed and disposed data include **DWI/DUI** cases.

Wyoming—County Court—Total **traffic/other violation** filed data include reopened **misdemeanor** and reopened **DWI/DUI** cases. Disposed data include all **misdemeanor** and all **DWI/DUI** cases.

C: The following courts' data are incomplete and overinclusive:

California—Municipal Court—Total **traffic/other violation** filed and disposed data include **DWI/DUI** cases, but do not include some **ordinance violation** cases, and data from one court.

Connecticut—Superior Court—Total **traffic/other violation** filed and disposed data include **DWI/DUI** cases, but do not include **ordinance violation** cases.

Delaware—Municipal Court of Wilmington—Total **traffic/other violation** filed and disposed data include most **DWI/DUI** cases, but do not include **ordinance violation** cases.

Georgia—Probate Court—Total **traffic/other violation** filed and disposed data include **DWI/DUI** cases, but do not include data from 50 of 159 counties, partial data from 30 counties, and are less than 75% complete.

—State Court—Total **traffic/other violation** filed and disposed data include some **DWI/DUI** cases, but do not include cases from 20 of 65 courts, and are less than 75% complete.

Illinois—Circuit Court—Total **traffic/other violation** filed data include some **DWI/DUI** cases, but do not include some **ordinance violation** cases. Disposed data include all **DWI/DUI** cases, but do not include some **ordinance violation** cases.

Maine—Superior Court—Total **traffic/other violation** filed and disposed data include **DWI/DUI** and some **criminal appeals** cases, but do not include **ordinance violation** cases.

—District Court—Total **traffic/other violation** filed and disposed data include **DWI/DUI** and some **misdemeanor** cases, but do not include some **ordinance violation** cases. Disposed data also do not include **parking**, **miscellaneous traffic**, and some **moving traffic** cases, and are less than 75% complete.

Massachusetts—Trial Court of the Commonwealth—Total **traffic/other violation** disposed data include some **misdemeanor** cases, but do not include **ordinance violation** and most **moving traffic** cases.

North Carolina—District Court—Total **traffic/other violation** filed and disposed data include **DWI/DUI** cases, but do not include some **ordinance violation** cases.

North Dakota—Municipal Court—Total **traffic/other violation** disposed data include **DWI/DUI** cases, but do not include **ordinance violation** and **parking** cases, and represent only the 10 municipalities with the highest case volume, thus are less than 75% complete.

South Carolina—Magistrate Court—Total **traffic/other violation** filed and disposed data include **DWI/DUI** cases, but do not include **ordinance violation** cases.

Wyoming—Justice of the Peace Court—Total **traffic/other violation** disposed data include **misdemeanor** and **DWI/DUI** cases, but do not include data from three of ten courts, and are less than 75% complete.

—Municipal Court—Total **traffic/other violation** filed and disposed data include **misdemeanor** cases, but do not include cases from five courts that did not report. Disposed data also include **DWI/DUI** cases.

**TABLE 12: Reported Total State Trial Court Juvenile Caseload, 1995**

State/court name:	Jurisdiction	Point of filing	Total juvenile filings and qualifying footnotes	Total juvenile dispositions and qualifying footnotes	Dispositions as a percentage of filings	Filings per 100,000 juvenile population
<b>ALABAMA</b>						
Circuit	G	A	18,386	17,636	96	1,702
District	L	A	32,344	29,981	93	2,994
State Total			50,730	47,617	94	4,697
<b>ALASKA</b>						
Superior	G	C	2,294	1,368	60	1,212
District	L	I	117	92	79	62
State Total			2,411	1,460	61	1,274
<b>ARIZONA</b>						
Superior	G	C	16,486	14,988	91	1,382
<b>ARKANSAS</b>						
Chancery and Probate	G	C	19,431	19,089	98	2,992
<b>CALIFORNIA</b>						
Superior	G	C	146,176 A	124,711 A	85	1,662
<b>COLORADO</b>						
District, Denver Juvenile, Denver Probate	G	A	25,568	35,096 B		2,606
<b>CONNECTICUT</b>						
Superior	G	F	13,396	11,347	85	1,679
<b>DELAWARE</b>						
Family	L	C	9,976 A	8,996 A		5,579
<b>DISTRICT OF COLUMBIA</b>						
Superior	G	B	6,668	6,829	102	5,816
<b>FLORIDA</b>						
Circuit	G	A	144,779	88,663	61	4,294
<b>GEORGIA</b>						
Juvenile	L	A	53,735 A	48,035 A	89	2,793
<b>HAWAII</b>						
Circuit	G	F	26,760	26,918	101	8,653
<b>IDAHO</b>						
District	G	C	16,140	16,216	100	4,639
<b>ILLINOIS</b>						
Circuit	G	C	47,142	40,905	87	1,508
<b>INDIANA</b>						
Probate	G	C	988	1,045	106	66
Superior and Circuit	G	C	41,154 B	40,842 B	99	2,767
State Total			42,142 *	41,887 *	99	2,833
<b>IOWA</b>						
District	G	A	9,485	6,135	65	1,309
<b>KANSAS</b>						
District	G	C	19,607 B	17,836 B	91	2,830

(continued on next page)

TABLE 12: Reported Total State Trial Court Juvenile Caseload, 1995 (continued)

State/court name:	Jurisdiction	Point of filing	Total juvenile filings and qualifying footnotes	Total juvenile dispositions and qualifying footnotes	Dispositions as a percentage of filings	Filings per 100,000 juvenile population
KENTUCKY						
District	L	C	60,880 B	41,849 B	69	6,259
LOUISIANA						
District	G	C	6,269	NA		506
Family and Juvenile	G	C	14,979	14,100	94	1,209
City and Parish	L	C	11,513	8,883	77	929
State Total			32,761			2,644
MAINE						
District	L	C	5,809	5,727	99	1,905
MARYLAND						
Circuit	G	C	38,208	32,291	85	3,004
District	L	C	8,458	7,229	85	665
State Total			46,666	39,520	85	3,669
MASSACHUSETTS						
Trial Court of the Commonwealth	G	C	50,019	16,896 C		3,493
MICHIGAN						
Probate	L	C	86,980	NA		3,452
MINNESOTA						
District	G	C	59,318	57,329	97	4,763
MISSISSIPPI						
Chancery	G	C	4,422	NA		580
County	L	C	8,733	NA		1,146
Family	L	C	1,168 B	NA		153
State Total			14,323 *			1,880
MISSOURI						
Circuit	G	C	24,709	23,341	94	1,788
MONTANA						
District	G	C	1,935	1,689	87	819
NEBRASKA						
County	L	C	6,348	6,170	97	1,432
Separate Juvenile	L	C	4,359	NA		983
State Total			10,707			2,415
NEVADA						
District	G	C	NA	NA		
NEW HAMPSHIRE						
District	L	C	11,186	NA		3,792
NEW JERSEY						
Superior	G	F	111,738	110,148	99	5,691
NEW MEXICO						
District	G	C	11,514	10,694	93	2,302

(continued on next page)

TABLE 12: Reported Total State Trial Court Juvenile Caseload, 1995 (continued)

State/court name:	Jurisdiction	Point of filing	Total juvenile filings and qualifying footnotes	Total juvenile dispositions and qualifying footnotes	Dispositions as a percentage of filings	Filings per 100,000 juvenile population
NEW YORK Family	L	C	52,970	57,090	108	1,168
NORTH CAROLINA District	L	C	38,626	39,931	103	2,147
NORTH DAKOTA District	G	C	10,668	11,199 B		6,259
OHIO Court of Common Pleas	G	E	155,002	150,866	97	5,420
OKLAHOMA District	G	G	11,342	11,319	100	1,292
OREGON Circuit	G	C	19,977	NA		2,506
PENNSYLVANIA Court of Common Pleas	G	F	64,356	62,591	97	2,212
PUERTO RICO Court of First Instance	G	C	12,765	11,035	86	
RHODE ISLAND Family	L	C	9,719	7,943	82	4,090
SOUTH CAROLINA Family	L	C	23,488 C	22,514 C	96	2,487
SOUTH DAKOTA Circuit	G	B	7,447	NA		3,607
TENNESSEE General Sessions	L	B	NA	NA		
Juvenile	L	B	97,573	143,558 B		7,447
State Total						
TEXAS District	G	C	21,796 A	22,018 A	101	404
County-level	L	C	5,217 A	5,003 A	96	97
State Total			27,013 *	27,021 *	100	500
UTAH Juvenile	L	C	57,504	NA		8,524
VERMONT Family	G	C	2,633	2,370	90	1,794
VIRGINIA District	L	C	146,125 B	146,438 B	100	9,062
WASHINGTON Superior	G	A	35,259	28,991	82	2,486

(continued on next page)

TABLE 12: Reported Total State Trial Court Juvenile Caseload, 1995 (continued)

State/court name:	Jurisdiction	Point of filing	Total juvenile filings and qualifying footnotes	Total juvenile dispositions and qualifying footnotes	Dispositions as a percentage of filings	Filings per 100,000 juvenile population
WEST VIRGINIA Circuit	G	C	6,966	7,273	104	1,651
WISCONSIN Circuit	G	C	33,353	NA		2,465
WYOMING District	G	C	1,658 A	1,435 A	87	1,217

**NOTE:** All state trial courts with juvenile jurisdiction are listed in the table regardless of whether caseload data are available. Blank spaces in the table indicate that a particular calculation, such as the total state caseload, is not appropriate. State total "filings per 100,000 population" may not equal the sum of the filing rates for the individual courts due to rounding.

NA = Data are not available.

#### JURISDICTION CODES:

G = General Jurisdiction  
L = Limited Jurisdiction

#### POINT OF FILING CODES:

M = Missing data  
I = Data element is inapplicable  
A = Filing of complaint  
B = At initial hearing (intake)  
C = Filing of petition  
E = Issuance of warrant  
F = At referral  
G = Varies

#### QUALIFYING FOOTNOTES:

The absence of a qualifying footnote indicates that data are complete.

\* See the qualifying footnote for each court within the state. Each footnote has an effect on the state's total.

#### A: The following courts' data are incomplete:

California—Superior Court—Total **juvenile** filed and disposed data do not include data from one court and partial data from one court.

Delaware—Family Court—Total **juvenile** filed and disposed data do not include **status offense** cases. Disposed data also do not include **child-victim petition** cases.

Georgia—Juvenile Court—Total **juvenile** filed and disposed data do not include cases from 92 counties, and are less than 75% complete.

Texas—District Court—Total **juvenile** filed and disposed data do not include **child-victim petition** cases.

—County-level Court—Total **juvenile** filed and disposed data do not include **child-victim petition** cases and are less than 75% complete.

Wyoming—District Court—Total **juvenile** filed and disposed data do not include cases from one county that did not report.

#### B: The following courts' data are overinclusive:

Colorado—District, Denver Juvenile and Denver Probate Court—Total **juvenile** disposed data include **adoption**, **paternity**, and some **support/custody** cases.

Indiana—Superior and Circuit Courts—Total **juvenile** filed and disposed data include some **support/custody** cases.

Kansas—District Court—Total **juvenile** filed and disposed data include juvenile **traffic/other violation** cases.

Kentucky—District Court—Total **juvenile** filed and disposed data include **paternity** cases.

Mississippi—Family Court—Total **juvenile** filed data include **adoption** and **paternity** cases.

North Dakota—District Court—Total **juvenile** disposed data include **traffic/other violation** cases.

Tennessee—Juvenile Court—Total **juvenile** disposed data are somewhat inflated. Disposed data are counted by number of actions rather than number of referrals.

Virginia—District Court—Total **juvenile** filed and disposed data include some **domestic relations** cases.

#### C: The following courts' data are incomplete and overinclusive:

Massachusetts—Trial Court of the Commonwealth—Total **juvenile** disposed data include juvenile **traffic** cases from the District Court Department, but do not include most cases from the Juvenile Court Department and some cases from the District Court Department, and are less than 75% complete.

South Carolina—Family Court—Total **juvenile** filed and disposed data include **traffic/other violation** cases, but do not include **child-victim petition** cases.



**TABLE 13: Mandatory Caseload in State Appellate Courts, 1986-1995**

State/Court name:	Number of filings and qualifying footnotes									
	1986	1987	1988	1989	1990	1991	1992	1993	1994	1995
<b>State with one court of last resort and one intermediate appellate court</b>										
<b>ALASKA</b>										
Supreme Court	318	368	363	342	347	356	315	365	469	553
Court of Appeals	505	469	435	404	429	454	383	411	371	371
<b>ARIZONA</b>										
Supreme Court	118 A	116 A	112 A	159 A	92	100	83	94	126	91
Court of Appeals	3,352	3,451	3,902	3,858	4,491	4,746	4,603	3,722	3,340	3,298
<b>ARKANSAS</b>										
Supreme Court	411 C	459 C	400 C	443 C	482 C	534 C	512 C	514 C	567 C	548 C
Court of Appeals	951	949	899	1,079	1,096	1,200	1,021	1,129	1,091	1,141
<b>CALIFORNIA</b>										
Supreme Court	236 A	315 A	319 A	380 A	522	31	36	38	27	30
Courts of Appeal	10,035	9,985	10,954	11,542	13,012	13,024	14,763	14,308	14,267	14,923
<b>COLORADO</b>										
Supreme Court	205	214	197	205	228	202	198	170	162 A	161 A
Court of Appeals	1,862	1,930	1,946	2,012	2,269	2,147	2,201	2,209	2,287	2,179
<b>CONNECTICUT</b>										
Supreme Court	NA	58	86	274	281	302	254	158	38 *	50
Appellate Court	953 B	945	995	985	1,107	1,091	1,127	1,164	NA	1,227
<b>FLORIDA</b>										
Supreme Court	191	170	158	191	210	232	215	261	102	90
District Cts. of Appeal	13,502	13,861	14,195	13,924	14,386	15,670	16,492	15,799	15,858	18,241
<b>GEORGIA</b>										
Supreme Court	616 B	640 B	639 B	674 B	690	696	706	613	708	655
Court of Appeals	2,666 B	2,071 B	2306 B	2,361 B	2,384	2,265	2,455	2,601	3,300	3,213
<b>HAWAII</b>										
Supreme Court	604 B	616 B	715 B	650 B	486	688	541	605	610	721
Intermediate Ct. of App.	132	134	120	140	138	123	257	311	295	220
<b>IDAHO</b>										
Supreme Court	288 B	289 B	382 B	366 B	349 B	398 B	400 B	398 B	438 C	432 C
Court of Appeals	174	181	227	221	215	224	308	239	222	371
<b>ILLINOIS</b>										
Supreme Court	218	176	275	153	199	182	860	881	1,226	1,224
Appellate Court	7,550 B	7,954 B	8,119 B	8,139 B	8,191 B	8,785 B	9,126 B	9,116 B	8,889 B	9,010 B
<b>IOWA</b>										
Supreme Court	1,528	877 B	801 B	1,303	1,211	1,355	1,398	1,324	1,538 B	1,506 B
Court of Appeals	552	618	728	678	743	654	684	673	616	742
<b>KANSAS</b>										
Supreme Court	189	214	347	179	165	147	184	201	334	283
Court of Appeals	1,131 B	1,127 B	1,176 B	1,154 B	1,201 B	1,297 B	1,389 B	1,488 B	1,797 B	2,125 B
<b>KENTUCKY</b>										
Supreme Court	251	261	258	304	281	357	316	289	416	398
Court of Appeals	2,769	2,691	2,665	2,712	2,569	2,882	3,040	2,924	2,977	3,305



Number of dispositions and qualifying footnotes

<u>1986</u>	<u>1987</u>	<u>1988</u>	<u>1989</u>	<u>1990</u>	<u>1991</u>	<u>1992</u>	<u>1993</u>	<u>1994</u>	<u>1995</u>
355 589	291 429	394 403	298 431	349 387	306 389	405 457	303 440	316 355	274 355
70 A 3,445	86 A 3,372	79 A 3,240	133 A 3,478	162 3,659	122 4,095	97 4,026	88 4,815	127 3,813	101 3,439
404 C 840	416 C 983	457 C 827	421 C 978	448 C 1,016	508 C 1,199	512 C 1,126	506 C 1,064	556 C 997	550 C 939
NA NA	73 A 10,669	101 A 10,577	46 A 13,886	20 A 14,584	28 12,880	26 16,688	25 14,574	18 14,481	10 14,524
NA 1,590	NA 1,602	NA 2,028	NA 2,193	NA 2,105	NA 2,192	NA 2,335	NA 2,269	NA 2,192	NA 2,156
NA 1,055 B	NA 893 B	NA 1,026 B	296 1,135 B	285 1,107 B	301 1,067 B	230 1,017 B	255 1,034 B	NA 1,033 B	NA 1,191 B
187 12,847	188 13,591	154 13,559	156 14,073	207 14,503	216 15,994	234 15,766	255 15,766	134 16,465	81 17,663
NA NA	NA 1,961 B	NA 1,986 B	NA 1,918 B	502 1,535	649 1,886	776 2,498	679 2,695	851 3,363	775 3,379
S91 B 132	579 B 142	609 B 129	749 B 138	571 120	614 126	519 171	318 132	610 295	722 158
359 B 174	295 B 174	332 B 162	347 B 231	369 B 204	397 B 260	399 B 277	416 B 268	438 C 222	456 C 265
207 7,007 B	152 7,451 B	292 7,648 B	191 7,722 B	185 7,951 B	137 8,387 B	879 8,481 B	839 8,746 B	1,226 8,889 B	1,227 9,790 B
933 B 589	944 B 578	899 B 669	970 B 799	947 B 662	1,110 682	1,145 696	1,207 660	1,240 B 658	1,273 B 710
331 1,106 B	333 1,143 B	459 1,174 B	290 1,218 B	267 1,152 B	291 1,165 B	272 1,291 B	298 1,353 B	410 B 1,591 B	882 B 1,628 B
253 2,661	271 2,304	302 2,243	305 2,438	278 2,463	324 2,347	316 2,836	297 2,841	408 2,727	367 3,175

(continued on next page)

TABLE 13: Mandatory Caseload in State Appellate Courts, 1986-1995 (continued)

State/Court name:	Number of filings and qualifying footnotes									
	1986	1987	1988	1989	1990	1991	1992	1993	1994	1995
LOUISIANA										
Supreme Court	112	135	124	108	82	106	157	175	143	128
Courts of Appeal	3,695	3,846	3,967	3,562	3,835	3,782	4,008	4,007	4,070	3,920
MARYLAND										
Court of Appeals	238 B	233 B	242 B	205 B	261	259	222	253	243	223
Court of Spec. Appeals	1,644	1,714	1,754	1,841	2,006	2,035	1,956	2,031	1,974	2,121
MASSACHUSETTS										
Supreme Judicial Court	86 A	72 A	96 A	75 A	86 A	81 A	90 A	93 A	123 A	125 A
Appeals Court	1,352 B	1,434 B	1,394 B	1,451 B	1,568	1,527	1,871	1,814	2,068	2,095
MICHIGAN										
Supreme Court	4	5	4	4	2	2	5	2	6	1
Court of Appeals	NA	8,186 B	8,559 B	10,951 B	12,340 B	11,825 B	10,159 B	9,270 B	8,054 B	7,591 B
MINNESOTA										
Supreme Court	175	241	271	248	282	269	229	222	208	178
Court of Appeals	1,767	1,924	2,065	1,772	2,157	1,828	2,314	2,337	2,380	2,497
MISSISSIPPI										
Supreme Court	1,010	891	919	773	961	912	1,025	1,113	1,013	1,063
Court of Appeals	NC	NC	NC	NC	NC	NC	NC	NC	NC	535
MISSOURI										
Supreme Court	NA	NA	219	227	247	371	257	291	264	272
Court of Appeals	3,147	3,055	3,315	3,659	3,565	3,706	3,826	4,032	4,473	4,405
NEBRASKA										
Supreme Court	1,014 B	1,196 B	1,103 B	1,497 B	1,207 B	834 B	40 B	32 B	69 B	54
Court of Appeals	NC	NC	NC	NC	NC	NC	2,041 B	1,103 B	1,184 B	1,349 B
NEW JERSEY										
Supreme Court	236	349	357	413	387	501	407	389	410	212
Appel. Div. of Superior	6,106 B	6,277 B	6,458 B	6,492 B	7,007	6,569	6,871	6,712	7,148	7,307
NEW MEXICO										
Supreme Court	325	320	296	368	297	310	232	236	234	198
Court of Appeals	671	604	648	777	797	768	756	778	750	819
NORTH CAROLINA										
Supreme Court	249	182	147	109	116	137	112	120	131	119
Court of Appeals	1,381 B	1,265 B	1,351 B	1,378 B	1,408	1,325	1,304	1,329	1,400	1,478
NORTH DAKOTA										
Supreme Court	377	382	367	397	429	456	377	403	360	403
Court of Appeals	NC	NC	9	0	13	0	14	6	6	0
OHIO										
Supreme Court	491	422	500	535	685	592	581	705	812	818
Court of Appeals	9,683	9,983	10,005	10,771	10,721	11,031	11,377	11,010	11,032	11,435
OREGON										
Supreme Court	145	176	192	217	194	197	230	172	201	310
Court of Appeals	4,146	4,305	3,739	3,795	4,584	5,123	5,102	4,410	4,440	4,426
PUERTO RICO										
Supreme Court	NA	NA	NA	NA	NA	NA	NA	NA	NA	209
Court of Appeals	NC	NC	NC	NC	NC	NC	NC	NC	NC	1,425

Number of dispositions and qualifying footnotes

1986	1987	1988	1989	1990	1991	1992	1993	1994	1995
71 3,944	123 3,380	134 3,429	105 3,646	95 3,517	101 3,745	157 4,361	152 4,297	116 4,258	121 4,139
188 B 1,552	222 B 1,777	183 B 1,762	221 B 1,811	244 1,808	243 1,824	240 2,019	222 2,047	212 1,979	223 2,105
NA NA	NA NA	NA NA	NA NA	NA 1,171	NA 1,450	NA 1,214	NA 1,763	104 A 1,709	131 A 1,851
NA NA	NA 7,502 B	NA 8,497 B	NA 8,983 B	NA 10,503 B	NA 10,237 B	NA 11,662 B	NA 13,037 B	NA 12,824 B	NA 12,596 B
157 1,848	204 1,916	250 1,949	242 1,872	260 2,042	219 1,818	238 2,252	231 2,409	174 2,373	187 2,441
912 NC	831 NC	793 NC	840 NC	944 NC	922 NC	872 NC	718 NC	805 NC	772 535
NA 3,206	NA 3,259	222 3,145	227 3,331	267 3,568	376 3,440	258 3,641	283 3,786	259 4,302	226 4,285
NA NC	964 B NC	1,094 B NC	1,277 B NC	1,022 B NC	1,420 B NC	634 B 886 B	429 B 1,159 B	315 B 895 B	300 B 1,106 B
237 6,611 B	381 6,400 B	349 6,494 B	383 6,531 B	401 6,284	556 6,770	425 6,445	391 6,601	405 6,980	206 7,416
NA NA	NA 853 B	NA 690 B	365 A 741 B	313 763 B	386 771 B	NA 751 B	196 838 B	194 936 B	257 827 B
245 1,626 B	192 1,310 B	213 1,272 B	95 1,188 B	102 1,366	119 1,414	128 1,099	89 1,158	110 1,550	134 1,420
357 NC	357 NC	405 13	381 0	439 7	408 6	414 8	382 7	383 6	371 0
414 9,296	380 9,393	462 9,668	457 9,871	531 10,928	648 11,569	627 11,944	594 11,325	819 11,565	701 11,551
262 B 4,014	313 B 4,232	322 B 3,985	301 B 3,601	271 B 3,725	257 B 4,558	403 B 5,060	290 B 5,625	296 B 4,592	282 B 4,430
NA NC	NA NC	NA NC	NA NC	NA NC	NA NC	NA NC	NA NC	NA NC	212 586

(continued on next page)

TABLE 13: Mandatory Caseload in State Appellate Courts, 1986-1995 (continued)

State/Court name:	Number of filings and qualifying footnotes									
	1986	1987	1988	1989	1990	1991	1992	1993	1994	1995
<b>SOUTH CAROLINA</b>										
Supreme Court	519	511	624	463	602	339	587	417	443	301
Court of Appeals	351	440	307	448	370	425	383	585	461	680
<b>UTAH</b>										
Supreme Court	623	474	443	498	566	553	553	592	631	584 B
Court of Appeals	NA	560 A	721 B	764 B	629 B	755 B	865 B	830 B	785 B	838 B
<b>VIRGINIA</b>										
Supreme Court	NA	NA	NA	NA	13	20	63	82	71	59
Court of Appeals	419	422	455	443	464	490	678	600	663	772
<b>WASHINGTON</b>										
Supreme Court	162 B	135 B	123 B	101 B	148 B	137 B	126 B	146 B	113 B	111 B
Court of Appeals	3,535	3,238	3,157	3,222	3,653	3,789	3,693	3,396	3,503	3,663
<b>WISCONSIN</b>										
Supreme Court	NJ	NJ	NJ	NJ	NJ	NJ	NJ	NJ	NJ	NJ
Court of Appeals	2,053	2,185	2,147	2,355	2,853 B	2,970 B	3,187 B	3,290 B	3,345 B	3,532 B
<b>States with no intermediate appellate court</b>										
<b>DELAWARE</b>										
Supreme Court	417 B	397 B	473 B	517 B	483 B	473 B	530 B	542 B	488 B	530 B
<b>DISTRICT OF COLUMBIA</b>										
Court of Appeals	1,556 B	1,500	1,624	1,515	1,650	1,567	1,643	1,724	1,689	1,832
<b>MAINE</b>										
Supreme Judicial Court	59 A	631 C	528 C	540 C	622 C	646 C	569 C	654 C	1,038 B	988 B
<b>MONTANA</b>										
Supreme Court	566 A	546 A	597 A	627 A	633 A	636 A	533 A	521 A	633 A	521 A
<b>NEVADA</b>										
Supreme Court	853	856	991	997	1,089	1,080	1,129	1,138	1,256	1,350
<b>NEW HAMPSHIRE</b>										
Supreme Court	NJ	NJ	NJ	NJ	NJ	NJ	NJ	NJ	NJ	NJ
<b>RHODE ISLAND</b>										
Supreme Court	389	323	410	455	465	445	413	449	463	477
<b>SOUTH DAKOTA</b>										
Supreme Court	363 B	422 B	428 B	387 B	403 B	366 B	354 B	386 B	351 B	358 B
<b>VERMONT</b>										
Supreme Court	550	538	620	619	590	542	610	622	634	640
<b>WEST VIRGINIA</b>										
Supreme Court of Appeals	NJ	NJ	NJ	NJ	NJ	NJ	NJ	NJ	NJ	NJ

Number of dispositions and qualifying footnotes

1986	1987	1988	1989	1990	1991	1992	1993	1994	1995
NA 374	596 B 368	385 B 367	537 B 377	537 B 367	560 B 374	544 B 420	572 B 602	503 B 515	557 B 523
NA NA	521 B NA	617 B NA	642 B 785 B	556 B 691 B	560 B 725 B	675 B 799 B	718 B 847 B	478 B 887 B	584 B 848 B
NA 476	NA NA	NA NA	NA NA	13 NA	13 NA	58 NA	66 NA	77 635	61 725
209 B 3,238	148 B 3,870	154 B 3,289	127 B 2,902	139 B 3,086	159 B 2,991	136 B 3,493	131 B 3,350	143 B 3,530	102 B 3,545
NJ 2,178	NJ 2,206	NJ 2,368	NJ 2,414	NJ 2,612 B	NJ 2,955 B	NJ 2,942 B	NJ 3,226 B	NJ 3,262 B	NJ 3,465 B
415 B	419 B	407 B	480 B	553 B	439 B	549 B	552 B	482 B	495 B
1,568 B	1,595	1,602	1,598	1,798	1,727	1,474	1,655	1,566	1,482
521 A	495 A	507 C	517 C	618 C	590 C	571 C	544 C	818 B	732 B
355 A	NA	NA	618 A	624 A	578 A	437 A	441 A	540 A	543 A
854	1,013	922	1,047	1,057	1,035	987	943	1,131	1,078
NJ	NJ	NJ	NJ	NJ	NJ	NJ	NJ	NJ	NJ
478	402	403	396	476	472	421	400	427	410
NA	NA	463 B	484 B	434 B	428 B	341 B	425 B	406 B	461 B
535	527	593	624	685	656	612	673	610	632
NJ	NJ	NJ	NJ	NJ	NJ	NJ	NJ	NJ	NJ

(continued on next page)

TABLE 13: Mandatory Caseload in State Appellate Courts, 1986-1995 (continued)

State/Court name:	Number of filings and qualifying footnotes									
	1986	1987	1988	1989	1990	1991	1992	1993	1994	1995
<b>WYOMING</b>										
Supreme Court	342	320	357	321	314	301	302	306	335	345
<b>States with multiple appellate courts at any level</b>										
<b>ALABAMA</b>										
Supreme Court	763	713	765	806	867	1,028	741	737	1,158	879
Court of Civil Appeals	530	584	529	556	651	770	738	830	906	1,167
Court of Criminal Appeals	1,537	1,695	1,784	2,132	2,042	1,953	2,027	2,094	2,260	2,490
<b>INDIANA</b>										
Supreme Court	NA	409	NA	336	199	210	154	231	224	231
Court of Appeals	1,073 B	1,149 B	1,222 B	1,516	1,966	1,779	1,752	1,872	1,867	1,803
Tax Court	48	65	72	71	63	69	110	101	288	135
<b>NEW YORK</b>										
Court of Appeals	680	409	324	330	302	289	280	NA	502	499
Appellate Div. of Sup. Ct.	NA	9,205 B	10,740 B	11,338 B	10,577 B	10,339 B	11,187 B	10,236 B	10,788 B	10,851 B
Appellate Terms of Sup. Ct.	NA	2,208 B	2,192 B	2,461 B	2,245 B	2,201 B	2,092 B	2,502 B	2,209 B	2,371 B
<b>OKLAHOMA</b>										
Supreme Court	788	1,105	809	862	1,033	732	1,509	1,458	1,442	1,417
Court of Appeals	971	931	1,362	1,373	1,323	1,184	1,143	1,495	1,249	1,213
Court of Criminal Appeals	NA	980 B	1,046 B	1,192 B	1,445 B	1,244 B	1,268	1,268	1,571	1,367
<b>PENNSYLVANIA</b>										
Supreme Court	92	80	121	94	225	97	270	289	365	307
Commonwealth Court	3,737 A	3,030 A	3,164 A	3,115 A	3,491 A	3,774 A	3,571 A	4,208 A	4,380 A	4,939 A
Superior Court	5,989 B	6,137 B	6,439 B	6,040 B	6,291	6,743	7,121	6,964	7,554	7,606
<b>TENNESSEE</b>										
Supreme Court	146	170	161	161	107	192	239	271	314 B	400 B
Court of Appeals	1,173	1,003	889	889	980	961	1,046	1,050	1,103 B	1,106 B
Court of Criminal Appeals	885 B	811 B	994	994	1,002	899	1,007	1,007	1,167 B	1,088 B
<b>TEXAS</b>										
Supreme Court	2	3	3	3	3	2	7	2	13	0
Court of Criminal Appeals	2,221	2,450	3,578	3,504	2,281	2,189	2,751	2,870	3,590	4,232
Courts of Appeals	7,832	7,857	8,250	8,813	8,062	8,563	10,722	9,420	9,297	9,734

Number of dispositions and qualifying footnotes

<u>1986</u>	<u>1987</u>	<u>1988</u>	<u>1989</u>	<u>1990</u>	<u>1991</u>	<u>1992</u>	<u>1993</u>	<u>1994</u>	<u>1995</u>
327	302	334	363	287	300	331	306	282	387
582	654	603	1,104	1,248	1,248	782	757	1,154	1,005
548	518	576	528	641	673	691	761	823	1,949
1,745	1,819	1,774	1,927	1,904	2,243	2,127	2,110	2,096	2,400
470	384	380	418	259	245	160	228	220	226
1,116 B	1,130 B	1,137 B	1,334	1,657	2,162	1,744	1,592	1,864	1,838
461	64	70	85	43	76	77	123	252	
350	369	369	295	287	293	306	296	249	340
NA	13,392 B	13,225 B	14,534 B	12,540 B	12,885 B	11,854 B	12,475 B	13,508 B	18,831 B
NA	2,133 B	2,124 B	2,034 B	2,179 B	2,235 B	2,157 B	1,998 B	2,091 B	2,356 B
174 A	813 B	852 B	NA	NA	NA	1,841	1,700	1,739	1,483
856	728	1,215	1,337	1,038	1,123	1,399	1,260	1,360	1,267
536	626	693	773	774	814	1,320	1,388	1,625	1,808
NA	NA	NA	NA	NA	NA	441	304	348	446
NA	4,053 B	4,392 B	3,973 B	3,519 B	3,551 B	3,558 B	3,837 B	4,267 B	4,681 B
7,410 B	6,253 B	6,416 B	6,218 B	6,079	6,514	6,428	7,417	6,791	7,558
NA	NA	NA	NA	NA	NA	NA	NA	391 B	418 B
1,330	1,033	1,015 B	1,015 B	924	932	954	1,069	1,021 B	1,201 B
946 B	747 B	794 B	794 B	843 B	923 B	1,101	863	937 B	1,099 B
2	3	3	1	3	2	6	3	13	0
2,027	2,448	3,546	3,806	2,487	2,273	2,482	2,723	3,628	4,782
8,161	7,824	7,984	8,416	8,134	8,091	9,281	9,654	9,543	9,649

(continued on next page)

TABLE 13: Mandatory Caseload in State Appellate Courts, 1986-1995 (continued)

**COURT TYPE:**

COLR = Court of last resort  
IAC = Intermediate appellate court

**NOTE:**

NA = Indicates that the data are unavailable.  
NC = Indicates that the court did not exist during that year.  
NJ = Indicates that the court does not have jurisdiction.

\* Connecticut—Supreme Court—**Mandatory** filings were counted differently starting in 1994.  
\* Alaska—Court of Appeals—Data problem in 1995. The 1994 numbers are repeated again in 1995.

**QUALIFYING FOOTNOTES:**

An absence of a qualifying footnote indicates that the data are complete.

A: The following courts' data are incomplete:

Arizona—Supreme Court—Data for 1986-1989 do not include **mandatory judge disciplinary** cases.  
California—Supreme Court—Filed data for 1986-1989 and disposed data for 1987-1990 do not include **judge disciplinary** cases.  
Colorado—Supreme Court—Filed data for 1994 and 1995 do not include some **mandatory disciplinary cases** and some **mandatory interlocutory decisions**.  
Maine—Supreme Judicial Court—Filed data for 1986 and disposed data for 1986-1987 do not include **mandatory disciplinary and advisory opinion** cases.  
Massachusetts—Supreme Judicial Court—Data for 1986-1995 do not include **attorney disciplinary** and other cases filed in the "Single Justice" side of the court. In the 1995 court year, 79 such **attorney disciplinary** and 683 **other non-discretionary** cases were filed in the "Single Justice" side of the court.  
Montana—Supreme Court—Data for 1986-1989 do not include **advisory opinions** and some **original proceedings**. Data for 1990-1995 do not include **administrative agency, advisory opinions, and original proceedings** disposed.  
New Mexico—Supreme Court—Disposed data for 1989 do not include **criminal or administrative agency** cases.  
Oklahoma—Supreme Court—Disposed data for 1986 do not include **mandatory appeals of final judgments, mandatory disciplinary cases and mandatory interlocutory decisions**.  
Pennsylvania—Commonwealth Court—Filed data for 1986-1989 do not include transfers from the Superior Court and Court of Common Pleas. Filed data for 1990-1995 also do not include some **original proceedings** and some **administrative agency appeals**.  
Utah—Court of Appeals—Filed data for 1987 represent an 11-month reporting period.

B: The following courts' data are overinclusive:

Connecticut—Appellate Court—Data for 1986 include some **discretionary petitions that were granted review**. Disposed data for 1986-1995 include **discretionary dispositions**.  
Delaware—Supreme Court—Data for 1986-1995 include some **discretionary petitions** and filed data for 1986-1995 include **discretionary petitions that were granted**.

District of Columbia—Court of Appeals—Data for 1986 include **discretionary petitions** that were **granted** and refiled as appeals.  
Georgia—Supreme Court—Total **mandatory** filed data for 1986-1989 include some **discretionary petitions** that were **granted** and refiled as appeals.  
—Court of Appeals—Total **mandatory** data for 1986-1989 include all **discretionary petitions** that were **granted** and refiled as appeals.  
Hawaii—Supreme Court—Data for 1986-1989 include some **discretionary petitions granted**.  
Idaho—Supreme Court—Data for 1986-1993 include **discretionary petitions that were granted**.  
Illinois—Appellate Court—Data for 1986-1995 include all **discretionary petitions**.  
Indiana—Court of Appeals—Data for 1986-1988 include all **discretionary petitions**.  
Iowa—Supreme Court—Filed data for 1987-1988 include some **discretionary petitions** that were dismissed by the court. Disposed data for 1986-1990 include some **discretionary petitions** that were dismissed by the court. Data for 1994 and 1995 include **discretionary original proceedings and discretionary administrative agency cases granted review and disposed**.  
Kansas—Supreme Court—Disposed data for 1994-1995 include all **discretionary petitions**.  
—Court of Appeals—Filed data for 1986-1995 include a few **discretionary petitions that were granted**. Disposed data for 1986-1995 include all **discretionary petitions**.  
Maine—Supreme Judicial Court—Data for 1994 include **discretionary petitions**.  
Maryland—Court of Appeals—Data for 1986-1989 include **discretionary petitions that were granted**, and refiled as appeals.  
Massachusetts—Appellate Court—Filed data for 1986-1989 include all **discretionary petitions**.  
Michigan—Court of Appeals—Data for 1987-1995 include **discretionary petitions**.  
Nebraska—Supreme Court—Filed data for 1986-1994 include **discretionary petitions**. Disposed data for 1986-1995 include **discretionary petitions**.  
—Court of Appeals—Data for 1992-1995 include **discretionary petitions**.  
New Jersey—Appellate Division of Superior Court—Data for 1986-1989 include all **discretionary petitions that were granted**.  
New Mexico—Court of Appeals—Disposed data for 1987-1995 include **interlocutory decisions**.  
New York—Appellate Divisions and Terms of Supreme Court—Data for 1987-1995 include all **discretionary petitions**.  
North Carolina—Court of Appeals—**Mandatory** data for 1986-1989 include some **discretionary petitions that were granted** and refiled as appeals. Data include some cases where relief, not review, were granted.  
Oklahoma—Supreme Court—Disposed data for 1987 and 1988 include **granted discretionary petitions that were disposed**.  
—Court of Criminal Appeals—Data for 1987-1991 include all **discretionary petitions**.  
Oregon—Supreme Court—Disposed data for 1986-1995 include all **discretionary petitions that were granted**.  
Pennsylvania—Superior Court—Data for 1986-1989 include all **discretionary petitions disposed that were granted**.  
—Commonwealth Court—Disposed data for 1987-1995 include some **discretionary petitions**.

(continued on next page)



TABLE 13: Mandatory Caseload in State Appellate Courts, 1986-1995 (continued)

South Carolina—Supreme Court—Disposed data for 1987-1995 include **discretionary petitions**.

South Dakota—Supreme Court—Data for 1986-1995 include **discretionary advisory opinions**.

Tennessee—Supreme Court—Data for 1994-1995 include **discretionary petitions** that were **granted**.

—Court of Appeals—Disposed data for 1988-1989 include **discretionary petitions**. Data for 1994-1995 include **discretionary petitions** that were **granted**.

—Court of Criminal Appeals—Filed data for 1986-1987 and disposed data for 1986-1991 include all **discretionary petitions**. Data for 1994-1995 include **discretionary petitions** that were **granted**.

Utah—Supreme Court—Disposed data for 1987-1995 include all **discretionary petitions**.

—Court of Appeals—Disposed data for 1989-1995 include all **discretionary petitions**.

Washington—Supreme Court—Data for 1986-1995 include some **discretionary petitions**.

Wisconsin—Court of Appeals—Data for 1990-1995 include **discretionary interlocutory decisions**.

C: The following courts' data are both incomplete and overinclusive:

Arkansas—Supreme Court—Data for 1986-1995 include some **discretionary petitions**, but do not include **mandatory attorney disciplinary cases** and **mandatory advisory opinions**.

Idaho—Supreme Court—Data for 1994-1995 include **discretionary petitions** that were **granted**, but do not include **interlocutory decisions** or **advisory opinions**.

Maine—Supreme Judicial Court Sitting as Law Court—1987-1993 data include **discretionary petitions**, but do not include **mandatory disciplinary and advisory opinion cases**.

**TABLE 14: Discretionary Petitions in State Appellate Courts, 1986-1995**

State/Court name:	Number of filings and qualifying footnotes									
	1986	1987	1988	1989	1990	1991	1992	1993	1994	1995
<b>States with one court of last resort and one intermediate appellate court</b>										
<b>ALASKA</b>										
Supreme Court	313	219	244	251	231	256	253	226	199	200
Court of Appeals	83	54	62	62	61	60	63	50	51	51
<b>ARIZONA</b>										
Supreme Court	1,156 B	995 B	1,018 B	1,004 B	1,044 B	1,082	1,123	1,309	1,221	1,304
Court of Appeals	49	51	60	52	83	113	185	205	198	201
<b>ARKANSAS</b>										
Supreme Court	NA	NA	NA	NA	NA	NA	NA	NA	NA	NA
Court of Appeals	NJ	NJ	NJ	NJ	NJ	NJ	NJ	NJ	NJ	NJ
<b>CALIFORNIA</b>										
Supreme Court	4,808	4,558	4,351	4,214	4,622	4,992	5,367	5,810	6,758	6,299
Courts of Appeal	6,234	6,732	7,005	6,966	7,236	7,025	6,865	7,163	7,119	7,403
<b>COLORADO</b>										
Supreme Court	783	756	825	993	1,072	1,063	1,115	1,081	1,115	1,197
Appellate Court	NJ	NJ	NJ	NJ	NJ	NJ	NJ	NJ	NJ	NJ
<b>CONNECTICUT</b>										
Supreme Court	204	NA	162	204	196	207	218	NA	120 *	274
Appellate Court	47	NA	98	105	109	95	80	NA	59	NA
<b>FLORIDA</b>										
Supreme Court	1,535	1,800	1,668	1,562	1,710	1,754	1,629	1,681	1,868	2,085
District Courts of Appeal	2,294	2,282	2,285	2,259	2,457	2,591	2,644	2,883	3,123	3,455
<b>GEORGIA</b>										
Supreme Court	980	1,006	998	1,101	1,079	1,085	1,078	1,179	1,246	1,399
Court of Appeals	647	733	717	809	794	450	957	925	611	419
<b>HAWAII</b>										
Supreme Court	43	57	45	42	43	32	55	48	38	23
Intermediate Ct. of Ap.	NJ	NJ	NJ	NJ	NJ	NJ	NJ	NJ	NJ	NJ
<b>IDAHO</b>										
Supreme Court	77	82	76	91	77	93	92	101	127	96
Court of Appeals	NJ	NJ	NJ	NJ	NJ	NJ	NJ	NJ	NJ	NJ
<b>ILLINOIS</b>										
Supreme Court	1,637	1,673	1,558	1,558	1,582	1,673	1,887	1,572	1,895	2,121
Appellate Court	NA	NA	NA	NA	NA	NA	NA	NA	NA	NA
<b>IOWA</b>										
Supreme Court	352	327	371	NA	NA	NA	NA	NA	NA	NA
Court of Appeals	NJ	NJ	NJ	NJ	NJ	NJ	NJ	NJ	NJ	NJ
<b>KANSAS</b>										
Supreme Court	NA	NA	NA	526	461	500	495	508	525	566
Court of Appeals	NA	NA	NA	NA	NA	NA	NA	NA	NA	NA
<b>KENTUCKY</b>										
Supreme Court	847	693 A	686 A	748 A	753 A	788 A	664	771	724	806
Court of Appeals	94	90	92	89	59	314	81	114	108	105

Number of dispositions and qualifying footnotes

<u>1986</u>	<u>1987</u>	<u>1988</u>	<u>1989</u>	<u>1990</u>	<u>1991</u>	<u>1992</u>	<u>1993</u>	<u>1994</u>	<u>1995</u>
290 99	231 54	255 66	243 56	235 64	241 66	271 60	241 52	212 56	199 56
1,156 B 48	1,054 B 45	905 B 63	995 B 53	1,006 B 56	1,061 99	1,074 156	1,237 177	1,220 180	1,354 260
NA NJ	NA NJ	NA NJ	NA NJ	NA NJ	NA NJ	NA NJ	NA NJ	NA NJ	NA NJ
NA NA	4,004 6,776	4,052 7,334	4,442 7,070	4,442 7,438	4,907 7,266	5,440 5,727	5,775 7,216	6,783 7,290	6,554 7,531
NA NJ	1,036 B NJ	1,001 B NJ	1,215 B NJ	1,261 B NJ	1,326 B NJ	1,286 B NJ	1,261 B NA	1,290 B NJ	1,316 B NJ
338 NA	NA NA	278 NA	NA NA	155 46	NA NA	NA NA	NA NA	255 NA	238 NA
1,716 1,751	1,988 1,887	1,806 1,839	1,389 1,893	1,639 2,297	1,800 2,421	1,656 2,404	1,676 2,703	1,931 2,745	2,017 3,326
NA NA	1,524 B 701	1,615 B 683	1,885 B 706	1,559 B 794	986 B 386	854 957	983 919	992 559	1,398 595
45 MJ	58 NJ	42 NJ	45 NJ	43 NJ	32 NJ	50 NJ	49 NJ	42 NJ	22 NJ
71 NJ	76 NJ	84 NJ	88 NJ	86 NJ	79 NJ	107 NJ	94 NJ	112 NJ	114 NJ
1,622 NA	1,633 NA	1,482 NA	1,484 NA	1,498 NA	1,551 NA	1,808 NA	1,499 NA	1,793 NA	2,193 NA
520 A NJ	317 A NJ	291 A NJ	303 A NJ	311 A NJ	501 A NJ	184 A NJ	159 A NJ	186 A NJ	183 A NJ
NA NA	NA NA	NA NA	NA NA	NA NA	NA NA	NA NA	NA NA	NA NA	NA NA
898 107	706 A 71	678 A 77	640 A 89	718 A 76	702 A 315	731 62	725 118	735 103	678 109

(continued on next page)

TABLE 14: Discretionary Petitions in State Appellate Courts, 1986-1995 (continued)

State/Court name:	Number of filings and qualifying footnotes									
	1986	1987	1988	1989	1990	1991	1992	1993	1994	1995
<b>LOUISIANA</b>										
Supreme Court	2,455	2,673	2,657	2,776	2,684	2,298	3,181	3,021	3,028	3,000
Courts of Appeal	3,016	3,541	3,877	4,189	3,980	4,844	4,926	4,773	5,084	5,373
<b>MARYLAND</b>										
Court of Appeals	607	655	682	598	626	646	658	765	688	772
Court of Spec. Appeals	240	294	220	230	204	254	193	332	350	509
<b>MASSACHUSETTS</b>										
Supreme Judicial Court	1,473 A	336 A	563 A	592 A	444 A	501 A	563 A	670 A	684 A	753 A
Appeals Court	NA	NA	886	959	916	950	969	996	1,016	988
<b>MICHIGAN</b>										
Supreme Court	2,042	2,082	2,662	2,805	2,507	2,233	2,422	2,747	3,182	3,172
Court of Appeals	NA	NA	NA	NA	NA	NA	2,801	2,845	2,668	2,768
<b>MINNESOTA</b>										
Supreme Court	589	NA	651	711	662	703	767	733	774	785
Court of Appeals	240	NA	331	295	312	482	68	66	76	51
<b>MISSISSIPPI</b>										
Supreme Court	3	2	0	43	64	80	65	69	60	84
Court of Appeals	NC	NC	NC	NC	NC	NC	NC	NC	NC	NJ
<b>MISSOURI</b>										
Supreme Court	NA	NA	900	857	809	710	771	734	781	791
Court of Appeals	NJ	NJ	NJ	NJ	NJ	NJ	NJ	NJ	NJ	NJ
<b>NEBRASKA</b>										
Supreme Court	NA	NA	NA	NA	NA	NA	NA	NA	192	347
Court of Appeals	NC	NC	NC	NC	NC	NC	NA	NA	NA	NJ
<b>NEW JERSEY</b>										
Supreme Court	1,382 A	1,382 A	1,354 A	1,482 A	1,217 A	2,907	2,881	2,770	2,953	3,038
Appellate Div. of Super.	NA	NA	NA	NA	NA	NA	NA	NA	0	0
<b>NEW MEXICO</b>										
Supreme Court	202	350	295	366	414	364	504	453	629	613
Court of Appeals	52	57	64	44	46	49	53	33	56	51
<b>NORTH CAROLINA</b>										
Supreme Court	735	676	636	447	626	492	388	341	489	471
Court of Appeals	546	483	446	385	451	415	356	361	390	428
<b>NORTH DAKOTA</b>										
Supreme Court	NA	NA	6	0	NA	NA	NA	NA	25	26
Court of Appeals	NC	NC	NJ	NJ	NJ	NJ	NJ	NJ	NJ	NJ
<b>OHIO</b>										
Supreme Court	1,733	1,846	1,770	1,686	1,872	1,984	2,065	1,932	1,957	1,861
Court of Appeals	NJ	NJ	NJ	NJ	NJ	NJ	NJ	NJ	NJ	NJ
<b>OREGON</b>										
Supreme Court	990	1,086	857	709	791	845	882	873	801	768
Court of Appeals	NJ	NJ	NJ	NJ	NJ	NJ	NJ	NJ	NJ	NJ
<b>PUERTO RICO</b>										
Supreme Court	NA	NA	NA	NA	NA	NA	NA	NA	NA	1,038
Circuit Court of Appeals	NC	NC	NC	NC	NC	NC	NC	NC	NC	1,076

Number of dispositions and qualifying footnotes

1986	1987	1988	1989	1990	1991	1992	1993	1994	1995
2,230	2,660	2,404	2,633	2,870	3,084	3,003	2,832	2,747	2,758
2,935	3,460	3,802	4,138	3,945	4,440	4,842	4,659	4,991	5,325
700	562	776	543	608	659	640	767	676	708
185	294	220	230	204	254	193	332	254	509
NA	NA	NA	NA	NA	NA	NA	NA	689	734
NA	NA	NA	NA	916	950	969	996	1,016	988
2,397 B	2,168 B	2,254 B	2,453 B	2,755	2,444	2,665	2,516	2,733 B	2,799 B
NA	NA	NA	NA	NA	NA	NA	NA	NA	NA
622	NA	586	683	679	627	773	628	768	747
261	NA	330	283	306	395	67	53	75	54
3	2	0	32	59	76	69	38	60	73
NC	NC	NC	NC	NC	NC	NC	NC	NC	NJ
NA	NA	902	871	823	703	773	712	769	776
NJ	NJ	NJ	NJ	NJ	NJ	NJ	NJ	NJ	NJ
NA	NA	NA	NA	NA	NA	NA	NA	NA	NA
NC	NC	NC	NC	NC	NC	NJ	NJ	NJ	NJ
1,378 A	1,411 A	1,398 A	1,472 A	1,200 A	2,941	2,982	2,806	2,858	2,958
NA	NA	NA	NA	NA	NA	NA	NA	0	0
NA	NA	NA	344	402	334	NA	436	616	632
NA	NA	NA	NA	NA	9	5	0	0	NA
748	637	727	397	601	498	396	317	464	470
560	483	446	385	431	415	356	307	379	376
NA	NA	5	0	NA	NA	NA	NA	25	26
NC	NC	NA	NA	NA	NA	NA	NA	NJ	NJ
1,532	1,598	1,621	1,372	1,413	1,956	1,859	1,700	1,861	1,698
NJ	NJ	NJ	NJ	NJ	NJ	NJ	NJ	NJ	NJ
1,013	1,042	871	733	707	773	726	797	736	732
NJ	NJ	NJ	NJ	NJ	NJ	NJ	NJ	NJ	NJ
NA	NA	NA	NA	NA	NA	NA	NA	NA	1,220
NC	NC	NC	NC	NC	NC	NC	NC	NC	670

(continued on next page)

TABLE 14: Discretionary Petitions in State Appellate Courts, 1986-1995 (continued)

State/Court name:	Number of filings and qualifying footnotes									
	1986	1987	1988	1989	1990	1991	1992	1993	1994	1995
<b>SOUTH CAROLINA</b>										
Supreme Court	24 A	32 A	26 A	43 A	61	95	62	74	50	61
Court of Appeals	NJ	NJ	NJ	NJ	NJ	NJ	NJ	NJ	NJ	NJ
<b>UTAH</b>										
Supreme Court	51	30	61	36	48	33	60	45	136	NA
Court of Appeals	NA	10	20	NA	NA	NA	NA	NA	NA	NA
<b>VIRGINIA</b>										
Supreme Court	1,193	1,441	1,439	1,573	1,775	1,936	1,908	1,854	2,169	2,285
Court of Appeals	1,113	1,201	1,291	1,523	1,570	1,853	1,933	1,990	1,989	2,259
<b>WASHINGTON</b>										
Supreme Court	897 C	1,151 C	947 A	821 A	891 A	881 A	1,020 A	1,054 A	1,142 A	1,073 A
Court of Appeals	371	346	372	318	351	355	400	358	399	455
<b>WISCONSIN</b>										
Supreme Court	836	869	915	896	842	992	972	1,156	1,158	1,123
Court of Appeals	241	221	228	191	NA	NA	NA	NA	NA	NA
<b>States with no intermediate appellate court</b>										
<b>DELAWARE</b>										
Supreme Court	3 A	4 A	4 A	6 A	1 A	0	0	0	0	0
<b>DISTRICT OF COLUMBIA</b>										
Court of Appeals	76	96	61	49	45	36	44	21	18	16
<b>MAINE</b>										
Supreme Judicial Court	NA	NA	NA	NA	NA	NA	NA	NA	NA	NA
<b>MONTANA</b>										
Supreme Court	36	25	31	6	NA	NA	94	138	111	67
<b>NEVADA</b>										
Supreme Court	NJ	NJ	NJ	NJ	NJ	NJ	NJ	NJ	NJ	NJ
<b>NEW HAMPSHIRE</b>										
Supreme Court	534 A	516 A	504	567	627	597	774	864	880	892
<b>RHODE ISLAND</b>										
Supreme Court	168	219	189	179	177	201	268	288	297	285
<b>SOUTH DAKOTA</b>										
Supreme Court	32 A	27 A	35 A	39 A	49 A	31 A	28 A	40 A	57 A	67 A
<b>VERMONT</b>										
Supreme Court	24	31	32	34	32	36	26	27	23	35
<b>WEST VIRGINIA</b>										
Supreme Court of Appeals	1,585	2,037	1,621	1,644	1,623	3,180	2,357	2,113	2,442	2,691

Number of dispositions and qualifying footnotes

1986	1987	1988	1989	1990	1991	1992	1993	1994	1995
NA NJ	NA NJ	NA NJ	NA NJ	NA NJ	NA NJ	NA NJ	NA NJ	NA NJ	NA NJ
NA NA	NA NA	NA NA	NA NA	NA NA	NA NA	NA NA	NA NA	106 NA	NA NA
1,095 881	1,169 1,743	1,655 1,454	1,800 1,777	1,610 2,140	1,295 2,308	1,530 2,380	1,446 2,491	1,763 2,184	2,260 2,505
786 C 317	1,093 C 388	1,060 A 388	829 A 305	883 A 354	862 A 270	943 A 361	1,058 A 374	1,145 A 368	1,044 A 385
765 241	725 188	866 162	802 148	728 NA	905 NA	720 NA	888 NA	991 NA	1,008 NA
5 A	4 A	3 A	5 A	0	0	0	0	0	0
NA	87	65	49	45	36	44	46	21	13
67	40	NA	NA	NA	NA	NA	NA	NA	NA
19	NA	NA	NA	NA	NA	84	117	79	81
NJ	NJ	NJ	NJ	NJ	NJ	NJ	NJ	NJ	NJ
415 A	451 A	543	532	567	543	515	662	793	875
199	241	178	169	197	188	255	292	260	304
NA	NA	NA	NA	NA	NA	NA	NA	NA	NA
21	26	32	35	36	33	27	26	24	33
1,396	1,909	1,775	1,735	1,586	2,675	2,598	2,100	2,312	2,098

(continued on next page)

TABLE 14: Discretionary Petitions in State Appellate Courts, 1986-1995 (continued)

State/Court name:	Number of filings and qualifying footnotes									
	1986	1987	1988	1989	1990	1991	1992	1993	1994	1995
<b>WYOMING</b>										
Supreme Court	NJ	NJ	NJ	NJ	NJ	NJ	NJ	NJ	NJ	NJ
<b>States with multiple appellate courts at any level</b>										
<b>ALABAMA</b>										
Supreme Court	763	713	765	806	867	1,028	741	737	708	797
Court of Civil Appeals	NJ	NJ	NJ	NJ	NJ	NJ	NJ	NJ	NJ	NJ
Court of Criminal Appeals	NJ	NJ	NJ	NJ	NJ	NJ	NJ	NJ	NJ	NJ
<b>INDIANA</b>										
Supreme Court	NA	404	NA	565	690	822	731	604	672	818
Court of Appeals	NA	NA	NA	81	112	93	124	NA	NA	NA
Tax Court	NJ	NJ	NJ	NJ	NJ	NJ	NJ	NJ	NJ	NJ
<b>NEW YORK</b>										
Court of Appeals	NA	NA	4,280	4,411	4,499	4,420	4,260	4,489	4,588	4,861
Appellate Div.	NA	NA	NA	NA	NA	NA	NA	NA	NA	NA
Appellate Terms	NA	NA	NA	NA	NA	NA	NA	NA	NA	NA
<b>OKLAHOMA</b>										
Supreme Court	340	293	295	443	446	388	570	507	512	578
Court of Appeals	NJ	NJ	NJ	NJ	NJ	NJ	NJ	NJ	NJ	NJ
Court of Criminal Appeals	NA	NA	NA	NA	NA	NA	NA	NA	NA	NA
<b>PENNSYLVANIA</b>										
Supreme Court	2,242	1,936	2,207	2,227	3,645	3,456	3,412	2,734	2,695	3,009
Commonwealth Court	NA	115	45	29	36	128	31	29	151	172
Superior Court	NJ	NJ	NJ	NJ	NJ	NJ	NJ	NJ	NJ	NJ
<b>TENNESSEE</b>										
Supreme Court	765	758	758	820	731	775	834	782	828	903
Court of Appeals	74	77	77	103	109	131	149	259	264	242
Court of Criminal Appeals	NA	NA	NA	67	55	71	90	165	174	166
<b>TEXAS</b>										
Supreme Court	1,228	1,176	1,243	1,126	1,206	1,283	1,462	1,441	1,394	1,407
Court of Criminal Appeals	1,360	1,339	1,416	1,792	1,380	1,340	1,691	1,610	1,477	1,439
Courts of Appeal	NJ	NJ	NJ	NJ	NJ	NJ	NJ	NJ	NJ	NJ

**COURT TYPE:**

COLR = Court of last resort

IAC = Intermediate appellate court

**NOTE:**

NA = Indicates that the data are unavailable.

NC = Indicates that the court did not exist during that year.

NJ = Indicates that the court does not have jurisdiction.

\* Connecticut—Supreme Court—Discretionary filings were counted differently starting in 1994.

**QUALIFYING FOOTNOTES:**

An absence of a qualifying footnote indicates that the data are complete.

A: The following courts' data are incomplete:

Delaware—Supreme Court—Data for 1986-1990 do not include some discretionary interlocutory decision cases.

Iowa—Supreme Court—Disposed data for 1986-1995 do not include some discretionary original proceedings.

Kentucky—Supreme Court—Data for 1987-1991 do not include some unclassified discretionary petitions.

Massachusetts—Supreme Judicial Court—Data for 1986-1995 do not include certain cases filed in the "Single Justice" side of the court, in which a Single Justice was asked to allow a certain type of interlocutory appeal to proceed (which, if allowed, could be sent to either appellate court) or to allow an appeal from the denial of a motion for new trial in certain capital cases. In the 1995 court year, there were 116 such cases filed in the "Single Justice" side of the court.



Number of dispositions and qualifying footnotes

1986	1987	1988	1989	1990	1991	1992	1993	1994	1995
NJ	NJ	NJ	NJ	NJ	NJ	NJ	NJ	NJ	NJ
582	654	603	1,104	1,248	1,248	782	757	659	807
NJ	NJ	NJ	NJ	NJ	NJ	NJ	NJ	NJ	NJ
NJ	NJ	NJ	NJ	NJ	NJ	NJ	NJ	NJ	NJ
355	437	494	599	629	770	898	592	641	723
NA	NA	NA	76	116	106	104	74	87	NA
NJ	NJ	NJ	NJ	NJ	NJ	NJ	NJ	NJ	NJ
3,549	3,478	3,392	3,621	3,808	3,907	4,176	4,792	4,303	4,872
NA	NA	NA	NA	NA	NA	NA	NA	NA	NA
NA	NA	NA	NA	NA	NA	NA	NA	NA	NA
NA	237	231	NA	NA	NA	442	652	545	592
NJ	NJ	NJ	NJ	NJ	NJ	NJ	NJ	NJ	NJ
264	283	291	312	412	412	NA	NA	NA	NA
NA	NA	NA	NA	NA	NA	2,683	2,459	3,340	2,850
NA	NA	NA	NA	NA	NA	NA	NA	NA	NA
NA	NA	NA	NA	NA	NA	NA	NJ	NJ	NJ
NA	1,087	1,087	1,057	772	708	885	739	760	785
74	77	77	97	74	115	130	103	194	182
NA	NA	NA	35	36	37	55	109	128	118
1,166	1,261	1,168	1,096	1,166	1,301	1,472	1,574	1,394	1,376
1,100	1,672	1,437	2,107	1,352	1,387	1,526	1,666	1,671	1,452
NJ	NJ	NJ	NJ	NJ	NJ	NJ	NJ	NJ	NJ

New Hampshire—Supreme Court—Data for 1986-1987 do not include **discretionary judge disciplinary cases**.

New Jersey—Supreme Court—Data for 1986-1990 do not include **discretionary interlocutory decisions**.

South Dakota—Supreme Court—Filed data for 1986-1995 do not include **advisory opinions**.

South Carolina—Supreme Court—Filed data for 1986-1989 do not include **discretionary petitions** that were denied or otherwise dismissed/withdrawn or settled.

Washington—Supreme Court—Data for 1988-1995 do not include some **discretionary cases**.

B: The following courts' data are overinclusive:

Arizona—Supreme Court—Data for 1986-1990 include **mandatory judge disciplinary cases**.

Colorado—Supreme Court—Disposed data for 1987-1995 include **mandatory jurisdiction cases**.

Georgia—Supreme Court—Disposed data for 1987-1991 represent some double counting because they include all **mandatory appeals** and **discretionary appeals that were granted** and refiled as appeals.

Michigan—Supreme Court—Disposed data for 1986-1989 include some **mandatory jurisdiction cases**. Disposed data for 1994-1995 include all **mandatory jurisdiction cases**.

C: The following courts' data are both incomplete and overinclusive:

Washington—Supreme Court—Data for 1986-1987 include **mandatory certified questions from the federal courts**, but do not include some **discretionary petitions**.

**TABLE 15: Felony Caseload in State Trial Courts of General Jurisdiction, 1986-1995**

State/Court name:	Number of filings and qualifying footnotes									
	1986	1987	1988	1989	1990	1991	1992	1993	1994	1995
ALABAMA Circuit	NA	NA	NA	NA	31,807	35,066	39,814	38,773	37,695	40,219
ALASKA Superior	2,658	2,661	2,526	2,757	2,718	2,442	2,763	2,660	2,696	2,778
ARIZONA Superior	20,653	21,444	22,176	23,981	26,057 B	26,140 B	27,677 B	26,471 B	28,522 B	30,299 B
ARKANSAS Circuit	21,944 B	24,805 B	22,110 B	24,842 B	25,755 B	27,742 B	31,776 B	33,192 B	35,432 B	39,273 B
CALIFORNIA Superior	94,779 B	104,906 B	115,595 B	132,486 C	150,975 C	161,871 C	164,583 C	155,971 C	154,666 C	158,722 C
COLORADO District	16,087	16,223	17,391	19,284	20,212	20,655	22,565	22,068	23,478	26,852
CONNECTICUT Superior*	4,512	4,985	6,204	6,194	5,268	4,684	4,102	3,610	3,848	3,829
DISTRICT OF COLUMBIA Superior	16,207	19,986	21,472	21,332	20,138	21,774	17,521	17,940	17,203	15,240
FLORIDA Circuit	146,449 B	159,701 B	184,532 B	199,111 B	192,976 B	186,732 B	177,186 B	168,066 B	177,457 B	187,207 B
GEORGIA Superior†	37,146	45,104	53,984	63,977	66,275	70,339	68,761 B	63,696 B	64,206	64,206
HAWAII Circuit*	2,842 C	2,766 C	2,909 C	3,115 C	3,025 C	3,174 C	4,675 B	4,049 B	4,085 B	4,449 B
IDAHO District	NA	NA	4,747	5,260	5,725	6,535	7,107	7,324	8,297	9,765
ILLINOIS Circuit	47,075 B	46,342 B	58,289 B	69,114 B	74,541 C	77,849 B	78,778 B	80,554 B	81,647	88,772
INDIANA Superior & Circuit	18,436 B	19,804 B	21,313 B	26,358 B	27,681 B	29,098 B	28,958 B	32,166 B	33,268 B	36,397 B
IOWA District	7,692 B	8,230 B	8,666 B	10,481 B	10,884 B	12,867 B	14,004 B	13,451	13,599	15,487
KANSAS District	11,106	11,500	12,188	12,631	12,197	11,436	13,412	13,229	14,423	15,267
KENTUCKY Circuit	13,380 B	13,500 B	12,518 B	14,411 B	14,881 B	15,078 B	17,032 B	19,478 B	17,844 B	18,739 B
LOUISIANA District	NA	NA	NA	NA	23,621	29,138	27,251	31,694	31,907	30,006
MAINE Superior	3,583	3,612	3,657	4,142	4,745	4,571	4,342	3,842	3,629	3,619

(continued on next page)

TABLE 15: Felony Caseload in State Trial Courts of General Jurisdiction, 1986-1995 (continued)

State/Court name:	Number of filings and qualifying footnotes									
	1986	1987	1988	1989	1990	1991	1992	1993	1994	1995
MARYLAND Circuit	44,656 C	50,939 C	53,229 C	56,775 C	55,755 C	62,935 C	67,828 C	63,824 C	62,822 C	62,382 C
MASSACHUSETTS Trial Court of the Commonwealth	NA	6,790 A	6,075 A	5,583 A	6,271 A	5,796 A	5,782 A	7,546 A	8,089 A	7,999 A
MINNESOTA District	12,366	13,008	13,637	13,607	14,747	16,277	16,273	17,385	18,183	18,456
MISSOURI Circuit	32,796 B	34,971 B	36,965 B	39,952 B	40,968 B	44,208 B	47,431 B	44,727 B	48,525 B	54,358 B
MONTANA District	2,591 C	2,443 C	2,726 C	2,710 C	2,966 C	3,140 C	NA	NA	NA	NA
NEBRASKA District	NA	3,445 B	4,024 B	4,823 B	5,105 B	5,348 B	5,738 B	5,139 B	5,376 B	5,833 B
NEW HAMPSHIRE Superior	4,857	5,527	6,079	6,599	6,678	7,345	7,604	7,442	6,114	6,036
NEW JERSEY Superior	38,443	41,198	43,837	53,215	57,223	54,703	51,054	47,958	47,228	46,652
NEW MEXICO District	NA	NA	NA	NA	NA	NA	NA	9,017	9,971	11,165
NEW YORK Supreme & County*	56,356 B	62,940 B	67,177 B	79,025 B	79,322 B	78,354 B	76,814 B	71,824 B	71,419 B	68,326 B
NORTH CAROLINA Superior	44,980	51,210	55,284	62,752	69,810	73,908	85,748	83,939	83,823	83,417
NORTH DAKOTA District	1,390 B	1,487 B	1,497 B	1,444 B	1,637 B	1,837 B	1,951	2,155	1,840	2,428
OHIO Court of Common Pleas	38,374	39,376	43,613	51,959	55,949	61,836	65,361	63,744	64,766	67,266
OKLAHOMA District	25,782 B	26,438 B	25,997 B	26,482 B	27,541 B	28,325 B	29,868 B	30,676 B	32,866 B	37,127 B
OREGON Circuit	22,533	24,591	26,859	27,248	28,523	26,050	27,159	27,333	30,725	33,457
PENNSYLVANIA Court of Common Pleas	98,880 B	106,972 B	113,605 B	128,478 B	139,699 B	137,046 B	140,416 B	139,672 B	139,985 B	143,588 B
PUERTO RICO Court of First Instance*	20,073 B	20,314 B	21,532 B	21,548 B	23,328 B	28,340 B	28,591 B	33,002	37,779	35,719 B
RHODE ISLAND Superior	4,360	4,278	6,685	6,740	6,011	5,665	5,764	5,772	5,682	6,045

(continued on next page)

TABLE 15: Felony Caseload in State Trial Courts of General Jurisdiction, 1986-1995 (continued)

State/Court name:	Number of filings and qualifying footnotes									
	1986	1987	1988	1989	1990	1991	1992	1993	1994	1995
SOUTH DAKOTA Circuit	3,182	3,275	3,257	3,388	4,072	3,675	4,441	4,435	4,573	5,124
TENNESSEE Circuit, Criminal, and Chancery	38,656 B	41,533 B	NA	50,412 B	55,622 B	55,587 B	58,771 B	57,778 B	61,147 B	54,974 B
TEXAS District	111,331	119,395	122,903	139,611	147,230	144,408	153,853	148,960	144,092	130,966
UTAH District	5,055 B	4,320 B	4,182 B	4,215 B	4,608 B	4,316 B	4,833 B	7,504 B	6,112 B	7,605 B
VERMONT District Superior	2,177 1	2,111 85	2,115 112	1,993 138	2,202 53	2,319 6	2,810 6	2,716 0	2,842 1	3,018 1
VIRGINIA Circuit	45,646	49,481	53,445	63,304	64,053	70,145	73,889	75,867	77,104	81,328
WASHINGTON Superior	19,693	21,071	25,476	28,121	26,914	27,503	28,529	28,032	28,728	32,296
WEST VIRGINIA Circuit	4,546 B	4,885 B	4,291 B	4,121 B	4,071 B	4,217 B	4,446 B	4,308 B	4,604 B	4,167 B
WISCONSIN Circuit	14,470	13,802	14,484	17,625	18,738	19,523	20,399 A	18,613 A	18,777 A	24,246
WYOMING District	1,466	1,353	1,480	1,591	1,503	1,365	1,282 A	1,638 A	1,733 A	1,789 A

**NOTE:** The footnoting scheme has been consolidated. Footnotes for 1986-1987 have been translated into the footnote scheme for 1988 through 1995.

NA = Data were unavailable or not comparable.

#### QUALIFYING FOOTNOTES:

† Georgia Superior Court—1994 data are repeated for 1995 since 1995 data were not available.

A: The following courts' data are incomplete:

Massachusetts—Trial Court of the Commonwealth—**Felony** data include only those cases handled by the Superior Court Department. Those felonies handled by the District Court and Boston Municipal Court Departments could not be separated from the misdemeanor caseload, therefore reported felonies are less than 75% complete.

Wisconsin—Circuit Court—**Felony** data for 1992-1994 do not include some cases reported with unclassified criminal.

Wyoming—District Court—**Felony** data for 1992 do not include cases from two counties. For 1993-1995, one county did not report.

B: The following courts' data are overinclusive:

Arizona—Superior Court—**Felony** data for 1990-1995 include **DWI/DUI** cases.

Arkansas—Circuit Court—**Felony** data include **DWI/DUI** cases.

California—Superior Court—**Felony** data for 1986-1988 include **DWI/DUI** cases.

Florida—Circuit Court—**Felony** data include **misdemeanor**, **DWI/DUI**, and **miscellaneous criminal** cases.

Georgia—Superior Court—**Felony** data for 1992-1993 include **criminal appeals**. (1994 data were repeated for 1995 due to unavailability of 1995 data.)

Hawaii—Circuit Court—**Felony** data for 1992-1995 include **misdemeanor** cases.

Illinois—Circuit Court—**Felony** data for 1986-1989 and 1991-1993 include **preliminary hearings** for courts "downstate."

(continued on next page)

TABLE 15: Felony Caseload in State Trial Courts of General Jurisdiction, 1986-1995 (continued)

Indiana—Superior and Circuit Courts—**Felony** data include **DWI/DUI** cases.

Iowa—District Court—**Felony** data for 1986-1992 include third-offense **DWI/DUI** cases.

Kentucky—Circuit Court—All **felony** data include **misdemeanor** cases. 1986-1990 data also include **sentence review only** and **postconviction remedy proceedings**. 1993-1995 data also include **DWI/DUI** cases.

Missouri—Circuit Court—**Felony** data include some **DWI/DUI** cases.

Nebraska—District Court—**Felony** data include **misdemeanor**, **DWI/DUI**, and **miscellaneous criminal** cases.

New York—Supreme and County Courts—**Felony** data include **DWI/DUI** cases.

North Dakota—District Court—**Felony** data for 1986-1991 include **sentence review only** and **postconviction remedy proceedings**.

Oklahoma—District Court—**Felony** data include some **miscellaneous criminal** cases.

Pennsylvania—Court of Common Pleas—**Felony** data include **misdemeanor**, **DWI/DUI**, and some **criminal appeals** cases.

Puerto Rico—Court of First Instance—**Felony** data for 1986-1992 include **appeals**. **Felony** data for 1995 include **domestic violence** cases.

Tennessee—Circuit, Criminal, and Chancery Court—**Felony** data include **misdemeanor** and some **criminal appeals** cases.

Utah—District Court—**Felony** data for 1986-1993 include **misdemeanor** and **criminal appeals** cases, and some **postconviction remedy** and **sentence review only proceedings**. 1994 and 1995 data include **criminal appeals** and some **postconviction remedy** and **sentence review only proceedings**.

West Virginia—Circuit Court—**Felony** data include **DWI/DUI** cases.

Data for 1990 and 1992 include **DWI/DUI** cases, but do not include partial year data from one court. Data for 1991 include **DWI/DUI** cases, but do not include data from one court. Data for 1993 include **DWI/DUI** cases, but do not include partial data from 14 courts. Data for 1994 include **DWI/DUI** cases, but do not include partial data from three courts. Data for 1995 include **DWI/DUI** cases, but do not include data from two courts.

Hawaii—Circuit Court—**Felony** data for 1986-1991 include **misdemeanor** cases, but do not include reopened prior cases.

Illinois—Circuit Court—**Felony** data for 1990 include **preliminary hearings** for courts downstate, but do not include some reinstated and transferred cases.

Maryland—Circuit Court—**Felony** data include some **misdemeanor** cases, but do not include some cases.

Montana—District Court—**Felony** data include some **trial court civil appeals**, but do not include some cases reported with unclassified criminal data.

\* Additional court information:

Connecticut—Superior Court—Figures for **felony** filings do not match those reported in the 1986 State Court Caseload Statistics: Annual Report. **Felony** filings have been adjusted to include only triable felonies so as to be comparable to 1987 through 1995 data.

Hawaii—Circuit Court—Figures for **felony** filings do not match those reported in the 1986 State Court Caseload Statistics: Annual Report. Misdemeanor cases have been included to allow comparability with 1987 through 1995 data.

New York—Supreme and County Courts—These courts experienced a significant increase in the number of filings due to the change to an individual calendaring system in 1986.

Puerto Rico—Court of First Instance—The Judicial Reform Act of 1994 consolidated the Superior, District, and Municipal Courts into one Court of First Instance effective 1995.

C: The following courts' data are incomplete and overinclusive:

California—Superior Court—**Felony** data for 1989 include **DWI/DUI** cases, but do not include partial year data from several courts.

**TABLE 16: Tort Caseload in State Trial Courts of General Jurisdiction, 1986-1995**

State/Court name:	Number of filings and qualifying footnotes									
	1986	1987	1988	1989	1990	1991	1992	1993	1994	1995
ALABAMA Circuit	NA	NA	NA	NA	NA	NA	11,498 B	11,512 B	10,893 B	12,254 B
ALASKA Superior	2,344	1,664	937	851	826	838	815	935	875	1,024
ARIZONA* Superior	11,888	12,260	20,490	12,559	15,418	15,442	13,842	12,940	22,815	13,776
ARKANSAS Circuit	5,541	5,606	5,132	5,000	5,045	5,099	5,098	5,228	5,298	5,254
CALIFORNIA Superior	130,206 A	137,455 A	132,378 A	131,900 A	121,960 A	114,298 A	109,219 A	88,346 A	83,721 A	79,490 A
COLORADO District*	6,145	3,666	4,506	5,490	5,886	6,295	6,151	5,001	4,977	4,731
CONNECTICUT Superior	13,754	15,385	15,741	16,955	16,477	16,266	16,250	15,947	15,642	17,932
DISTRICT OF COLUMBIA Superior	NA	NA	NA	NA	NA	3,605	5,424	NA	NA	NA
FLORIDA Circuit*	35,535	35,453	35,986	38,415	40,748	44,257	43,458	43,536	43,045	46,025
HAWAII Circuit	1,749 A	1,785 A	1,736 A	1,793 A	2,065 A	2,365 A	2,689 A	2,941 A	2,517 A	2,934 A
IDAHO District	2,118 A	1,757 A	1,453 A	1,478 A	1,417 A	1,257 A	1,325 A	1,292	1,387	1,306
INDIANA Superior and Circuit	NA	NA	NA	5,697	6,719	7,910	8,043	9,452	12,066	13,366
KANSAS District	4,273	4,380	4,595	4,513	4,010	4,076	4,338	4,395	4,282	5,082
MAINE Superior	2,044	1,786	1,776	1,950	1,878	1,686	1,643	1,615	1,740	1,819
MARYLAND Circuit	12,373 A	12,938 A	14,170 A	14,274 A	14,908 A	16,270 A	15,612 A	14,989 A	14,485 A	15,427 A
MASSACHUSETTS Trial Court of the Commonwealth	NA	NA	NA	NA	76,806 C	74,641 C	68,341 C	42,704 C	54,559 C	57,898 C
MICHIGAN Circuit	32,612	29,756	30,966	32,663	38,784	31,869	34,497	35,450	39,538	30,372
MINNESOTA District	10,356	10,739	10,125	9,658	7,135	7,252	7,460	6,861	6,751	6,919

(continued on next page)

TABLE 16: Tort Caseload in State Trial Courts of General Jurisdiction, 1986-1995 (continued)

State/Court name:	Number of filings and qualifying footnotes									
	1986	1987	1988	1989	1990	1991	1992	1993	1994	1995
MISSOURI Circuit	NA	NA	NA	NA	21,680	21,245	19,999	17,883	16,960	17,506
MONTANA District	1,836	1,792	1,541	1,613	1,651	1,518	NA	NA	NA	NA
NEVADA District	NA	NA	4,329	4,799	5,295	5,871	6,185	6,788	7,486	7,873
NEW JERSEY Superior*	NA	NA	NA	71,367 A	72,463 A	73,614 A	67,380 A	63,776 A	63,538 A	60,234 A
NEW MEXICO District	NA	NA	NA	NA	NA	NA	4,578	5,759	4,842	5,159
NEW YORK Supreme and County*	NA	NA	53,104	62,189	65,026	65,767	72,189	71,113	75,298	81,265
NORTH CAROLINA Superior	8,897	8,981	7,639	7,879	8,175	8,656	9,361	9,754	9,739	10,256
NORTH DAKOTA District	561	551	552	602	744	531	411	525	535	685
OHIO Court of Common Pleas	28,225	29,375	28,614	29,039	34,488	34,422	33,196	31,229	31,181	33,371
OREGON Circuit	NA	NA	NA	NA	NA	5,999	5,568	5,636	6,176	6,850
PUERTO RICO Court of First Instance*	4,558 B	4,811 B	4,077 B	5,579 B	6,095 B	6,569 B	5,610 B	4,910 B	5,646 B	10,236 A
TENNESSEE Circuit, Criminal, and Chancery	13,167	13,597	NA	13,501	13,453	13,223	13,100	12,106	12,221	13,726
TEXAS District	38,238	40,764	36,597	36,710	39,648	44,088	46,762	47,586	48,631	51,544
UTAH District	2,527 B	1,335 B	1,404 B	1,233 B	1,631 B	1,729 B	1,979 B	1,804 B	1,928 B	2,058 B
WASHINGTON Superior	19,515	8,007	8,746	10,146	10,147	11,375	11,142	11,856	11,950	12,850
WISCONSIN Circuit	NA	9,545	9,534	9,152	9,669	8,865	8,835	9,043	9,583	10,559
WYOMING District	NA	NA	NA	NA	NA	NA	504 A	553 A	530 A	505 A

(continued on next page)

TABLE 16: Tort Caseload in State Trial Courts of General Jurisdiction, 1986-1995 (continued)

**NOTE:** The footnoting scheme has been consolidated. Footnotes for 1986-1987 have been translated into the footnote scheme for 1988 through 1995.

NA = Data were unavailable or not comparable.

**QUALIFYING FOOTNOTES:**

A: The following courts' data are incomplete:

California—Superior Court—**Tort** data do not include **medical malpractice** and **product liability** cases. **Tort** data for 1989 also do not include partial data from several courts. Data for 1990 and 1992 also do not include partial data from one court. Data for 1991 also do not include data from one court. Data for 1993 also do not include partial data from fourteen courts. Data for 1994 also do not include partial data from three courts. Data for 1995 do not include **medical malpractice**, **product liability** and partial data from two courts.

Hawaii—Circuit Court—**Tort** data do not include a small number of District Court transfers reported with other civil cases.

Idaho—District Court—**Tort** data for 1986 through 1992 do not include some cases reported with unclassified civil cases.

Maryland—Circuit Court—**Tort** data do not include some cases reported with unclassified civil cases.

New Jersey—Superior Court—**Tort** data do not include some cases reported with unclassified civil cases.

Puerto Rico—Court of First Instance—**Tort** data for 1995 do not include cases from the Municipal Division.

Wyoming—District Court—**Tort** data for 1992 do not include cases from two counties. For 1993-1995, one county did not report tort data.

B: The following courts' data are overinclusive:

Alabama—Circuit Court— **Tort** data include some **postconviction remedy proceedings**.

Puerto Rico—Court of First Instance—**Tort** data for 1986-1994 include **appeals**.

Utah—District Court—**Tort** data include de novo **appeals** from the Justice Court.

C: The following courts' data are both incomplete and overinclusive:

Massachusetts—Trial Court of the Commonwealth—**Tort** data for 1990 through 1992 and 1994-1995 include **contract** cases from the District Court Department, but do not include cases from the Boston Municipal Court Department. 1993 data include **contracts** from the District Court Department, but do not include **tort** cases from Boston Municipal Court Department and Superior Court Department.

\* Additional court information:

Arizona—Superior Court—Tort reform legislation caused the tort caseload to increase dramatically in 1994.

Colorado—District and Denver Superior Courts—The Denver Superior Court was abolished 11/14/86 and the caseload absorbed by the District Court.

Florida—Circuit Court—The large increase in tort filings for 1991 is due in part to the filing of 1,113 asbestos cases in Miami in July of 1991.

New Jersey—Superior Court—The unit of count changed in 1989, so data from previous years are not comparable.

New York—Supreme and County Court—The unit of count changed in 1988, so data from previous years are not comparable.

Puerto Rico—Court of First Instance—The Judicial Reform Act of 1994 consolidated the Superior, District, and Municipal Courts into one Court of First Instance effective 1995.



# A ppendix 1: *Methodology*



# Methodology

---

## Court Statistics Project: Goals and Organization

The Court Statistics Project of the National Center for State Courts compiles and reports comparable court caseload data from the 50 states, the District of Columbia and Puerto Rico. Project publications and technical assistance encourage greater uniformity in how individual state courts and state court administrative offices collect and publish caseload information. Progress toward these goals should result in more meaningful and useful caseload information for judges, court managers and court administrators.

The *State Court Caseload Statistics: Annual Report* series is a cooperative effort of the Conference of State Court Administrators (COSCA) and the National Center for State Courts (NCSC). Responsibility for project management and staffing is assumed by the NCSC's Court Statistics Project. COSCA, through its Court Statistics Committee, provides policy guidance and review. The Court Statistics Committee includes members of COSCA and representatives of state court administrative office senior staff, the National Conference of Appellate Court Clerks, the National Association for Court Management, and the academic community. Preparation of the 1995 caseload report was funded by an on-going grant from the State Justice Institute (SJI-91-07X-O-B-007-P96-1 through 3) to the NCSC.

In addition to preparing publications, the Court Statistics Project responds to over 800 requests for information and assistance each year. These requests come from a variety of sources, including state court administrative offices, local courts, individual judges, federal and state agencies, legislators, the media, academic researchers, students and NCSC staff.

## Evolution of the Court Statistics Project

During the Court Statistics Project's original data compilation efforts, the *State of the Art* and *State Court Caseload Statistics: 1975 Annual Report*, classification problems arose from the multitude of categories and terms used by the states to report their caseloads. This suggested the need for a model annual report and a statistical dictionary of terms for court usage.

The *State Court Model Statistical Dictionary* provides common terminology, definitions, and usage for reporting appellate and trial court caseloads. Terms for reporting data on case disposition methods are provided in the *Dictionary* and in other project publications. The classification scheme and associated definitions serve as a model framework for developing comparable and useful data. A new edition of the *State Court Model Statistical Dictionary* was published in 1989, consolidating and revising the original 1980 version and the 1984 *Supplement*.

Once a set of recommended terms was adopted, the project's focus shifted to assessing the comparability of caseload data reported by the courts to those terms. It became particularly important to detail the subject matter jurisdiction and methods of counting cases in each state court. Problems related to the categorizing and counting of cases in the trial and appellate courts were resolved through the development of the *1984 State Trial Court Jurisdiction Guide for Statistical Reporting* and the *1984 State Appellate Court Jurisdiction Guide for Statistical Reporting*. Key information from both guides is updated annually as part of the preparation for a new caseload *Report*. The introduction to the 1981 *Report* details the impact of the *Trial Court Jurisdiction Guide* on the Court Statistics Project data collection and the introduction to the 1984 *Report* describes the effect of the *Appellate Court Jurisdiction Guide*.

The *State Court Organization* series, recently updated for 1993, serves as a valuable complement to the *Report* series. *State Court Organization 1993* is a reference book that describes in great depth the structure, organization, and management of the state trial and appellate courts.

## Sources of Data

Information for the national caseload databases comes from published and unpublished sources supplied by state court administrators and appellate court clerks. Published data are typically official state court annual reports, which vary widely in form and detail. Although constituting the most reliable and valid data available at the state level, they arrive from statistical data filed monthly, quarterly, or annually by numerous local jurisdictions and, in most states, several trial and appellate court systems. Moreover, these caseload statistics are primarily collected to assist states in managing their own systems and are not prepared specifically for inclusion in the COSCA/NCSC caseload statistics report series.

Some states either do not publish an annual report or publish only limited caseload statistics for either trial or appellate courts. The Court Statistics Project receives unpublished data from those states in a wide range of forms, including internal management memos, computer-generated output, and the project's statistical and jurisdictional profiles, which are updated by state court administrative office staff.

Extensive telephone contact and follow-up correspondence are used to collect missing data, confirm the accuracy of available data, and determine the legal jurisdiction of each court. Information is also collected concerning the number of judges per court or court system (from annual reports,

---

offices of state court administrators, and appellate court clerks); the state population (based on Bureau of the Census revised estimates); and special characteristics regarding subject matter jurisdiction and court structure. Appendix 2 lists the source of each state's 1995 caseload statistics.

## **Data Collection Procedures**

The following outline summarizes the major tasks involved in compiling the 1995 caseload data reported in this volume:

**A.** The 1995 state reports were evaluated to note changes in the categories and terminology used for data reporting, changes in the range of available data, and changes in the state's court organization or jurisdiction. This entailed a direct comparison of the 1995 material with the contents of individual states' 1994 annual reports. Project staff used a copy of each state's 1994 trial and appellate court statistical spreadsheets, trial and appellate court jurisdiction guides and the state court structure chart as worksheets for gathering the 1995 data. Use of the previous year's spreadsheets provides the data collector with a reference point to identify and replicate the logic used in the data collection and ensure consistency over time in the report series. The caseload data were entered onto the 1995 spreadsheets. Caseload terminology is defined by the *State Court Model Statistical Dictionary, 1989*. Prototypes of appellate and trial court statistical spreadsheets can be found in Appendix D.

**B.** Caseload numbers were screened for significant changes from the previous year. A record that documents and, where possible, explains such changes is maintained. This process serves as another reliability check by identifying statutory, organizational, or procedural changes that potentially had an effect on the size of the reported court caseload.

**C.** The data were then transferred from the handwritten copy to computer databases that are created as EXCEL spreadsheets. Mathematical formulas are embedded in each spreadsheet to compute the caseload totals. Linked spreadsheets contain the information on the number of judges, court jurisdiction, and state population needed to generate caseload tables for the 1995 *Report*.

**D.** After the data were entered and checked for entry errors and internal consistency, individual spreadsheets were generated for the appellate and trial courts using EXCEL software. The spreadsheet relates the total for each model reporting category to the category or categories the state used to report its caseload numbers.

**E.** Trial and appellate court spreadsheets for all 50 states, the District

of Columbia, and Puerto Rico are sent directly to the states' administrative offices of the courts and/or the appellate court clerks' offices for verification. This fairly recent step in the data collection process (which began with the 1989 *Report*) provides further assurance of data accuracy and often yields the bonus of additional caseload data or improved information on the content and accuracy of the data.

F. The final databases are stored in SPSS and Excel at the NCSC. The annual CSP databases are also archived with the Inter-University Consortium for Political and Social Research (ICPSR) at the University of Michigan.

## Ongoing Data Collection

Four basic types of data elements are collected by the Court Statistics Project: (1) trial court caseload statistics, (2) trial court jurisdictional/organizational information, (3) appellate court caseload, and (4) appellate court jurisdictional/organizational information.

For trial courts, emphasis is placed on reporting the total number of civil, criminal, juvenile, and traffic/other violation cases according to the model reporting format. Each of these major case types can be reduced to more specific caseload categories. For example, civil cases consist of tort, contract, real property rights, small claims, mental health, estate, domestic relations cases, trial court civil appeals, and appeals of administrative agency cases. In some instances, these case types can be further refined; for example, domestic relations cases can be divided into marriage dissolution, support/custody, interstate support, adoption, paternity, and domestic violence cases.

Currently, only filing and disposition numbers are entered into the database for each case type. Data on pending cases were routinely collected by the project staff until serious comparability problems were identified when compiling the 1984 *Report*. Some courts provide data that include active cases only; others include active and inactive cases. The COSCA Court Statistics Committee recommended that the collection of pending caseload be deferred until a study determines whether and how data can be made comparable across states.

The trial court jurisdictional profile collects an assortment of information relevant to the organization and jurisdiction of each trial court system. Before the use of EXCEL spreadsheets for reporting statistical data, the main purpose of the profile was to translate the terminology used by the states when reporting statistical information into generic terms recommended by the *State Court Model Statistical Dictionary*. Each court's spreadsheet captures the state's terminology, and the jurisdiction guide

---

format has been streamlined. The jurisdictional profile currently collects information on number of courts, number of judges, methods of counting cases, availability of jury trials, dollar amount jurisdiction of the court, and time standards for case processing.

There are also statistical spreadsheets and jurisdiction guides for each state appellate court. Two major case types are used on the statistical spreadsheet: mandatory cases that the court must hear on the merits as appeals of right and discretionary petition cases that the court decides whether to accept and then reach a decision on the merits. The statistical spreadsheet also contains the number of petitions granted where it can be determined. Mandatory and discretionary petitions are further differentiated by whether the case is a review of a final trial court judgment or some other matter, such as a request for interlocutory or postconviction relief. Where possible, the statistics are classified according to subject matter, chiefly civil, criminal, juvenile, disciplinary, or administrative agency.

The appellate court jurisdiction guide contains information about each court, including number of court locations, number of justices/judges, number of legal support personnel, point at which appeals are counted as cases, procedures used to review discretionary petitions, and use of panels.

## **Periodic Data Collection**

Periodically, the Court Statistics Project supplements its on-going, general data collection efforts by collecting manner of disposition data from the states' general jurisdiction courts. All of the states, the District of Columbia, and Puerto Rico were contacted and asked to make an effort to supply manner of disposition data to the project. Thirty states provided comprehensive criminal disposition data, and this year civil disposition data were taken from the Trial Court Network Project. Disposition statistics from these courts present a picture of the way cases are disposed in state trial courts nationally. They are useful in comparing court backlogs; case management systems; and the impact of specialized programs such as arbitration and mediation.

Several obstacles hinder the achievement of comprehensive national statistics on manner of disposition for court cases. First, some states do not collect any disposition data. There were 12 such states in 1995. Second, other states define disposition categories differently, so information may not be comparable. For example, many states have a different definition of bench trial and what is considered a hearing before a judge. States with a very high bench trial rate are using a more liberal definition of what constitutes a bench trial. Third, the mix of cases included in disposition totals may vary. For example, some states report contested and uncontested divorce cases together, while others do not. Also differ-

ences in subject matter jurisdiction, court structure, and units for counting cases will affect the use of manner of disposition statistics.

Each of the states that could provide manner of disposition data for 1995 was sent a copy of how their data were to be reported. Twenty-four of the states verified these and returned them to the Court Statistics Project.

## Completeness

States vary in the comprehensiveness and completeness with which they are able to report manner of disposition data. For criminal cases, Colorado, Connecticut, Maryland, and Oregon reported trial dispositions only, with no other disposition categories. Alabama and Rhode Island reported total criminal trials, but did not separate these into jury and bench trials. Louisiana provided the number of criminal cases disposed by jury trials only.

## Comparability

Comparability is possible where states count trials similarly, use similar methods for counting what is a case, and report information for a similar range of case types. The point at which a state counts a jury trial varies widely. The table below shows the relative use of alternative trial definitions.

The definitional differences for trials explain some of the variation in trial rates. Generally, most states providing data define a trial in a way that inflates the number of cases disposed at trial.

Definitions	Number of states which use definition for criminal	Number of states which use definition for civil
A) A jury trial is counted at jury selection, empaneling, or when jury is sworn. A nonjury trial is counted when evidence is first introduced or first witness is sworn.	34	32
B) A jury trial is counted at introduction or swearing of first witness. A nonjury trial is counted when evidence is first introduced or swearing of first witness.	2	3
C) A jury trial is counted at verdict or decision. A nonjury trial is counted at the decision.	16	17

On the criminal side, courts also vary in the point at which they count a case as initially filed. Most states count a criminal case as filed at the information or indictment, although some use the arraignment. Since a number of cases will drop out of the system between these two points



(usually by a plea or a dismissal), those courts that use an early count will have a higher rate of nontrial dispositions. Courts also differ in case unit of count. As shown below, states differ on whether they count charges, defendants, or indictments.

## Footnotes

Definitions for unit of count—Criminal	Number of states
Single Defendant/Single Charge	4
Single Defendant/Single Incident	21
Single Defendant/Single Incident (maximum number of charges)	0
Single Defendant/One or More Incidents	9
Single Defendant/Varies with Prosecutor	5
One or More Defendants/Single Incident	4
One or More Defendants/One or More Incidents	4
One or More Defendants/Varies with Prosecutor	2
Varies with Prosecutor/Varies with Prosecutor	3

Definition of point of count—Criminal	Number of states
At the filing of the Information or Indictment	37
At the filing of the Information or Complaint	5
At filing of Complaint (Warrant/Accusation)	5
At the Arraignment (First Appearance)	5

Footnotes indicate the degree to which a court's statistics conform to the Court Statistics Project's reporting categories defined in the *State Court Model Statistical Dictionary*. Footnoted caseload statistics are either overinclusive in that they contain case types other than those defined for the term in the *Dictionary*, or are underinclusive in that some case types defined for the term in the *Dictionary* are not included. It is possible for a caseload statistic to contain inapplicable case types while also omitting those which are applicable, making the total or subtotal simultaneously overinclusive and underinclusive.

The 1995 *Report* uses a simplified system of footnotes. An "A" footnote indicates that the caseload statistic for a statewide court system does not include some of the recommended case types; a "B" footnote indicates that the statistic includes some extraneous case types; a "C" footnote indicates that the data are both incomplete and overinclusive. The text of the footnote explains for each court system how the caseload data differ

from the reporting category recommended in the *State Court Model Statistical Dictionary*. Caseload statistics that are not qualified by a footnote conform to the *Dictionary's* definition.

Case filings and dispositions are also affected by the unit and method of count used by the states, differing subject matter and dollar amount jurisdiction, and different court system structures. Most of these differences are described in the figures found in this volume and summarized in the court structure chart for each state. The most important differences are reported in summary form in the main caseload tables.

## Variations in Reporting Periods

As indicated in Figure A, most states report data by fiscal year, others by calendar year, and a few appellate courts report data by court term. Therefore, the 12-month period covered in this report is not the same for all courts.

This report reflects court organization and jurisdiction in 1995. Since 1975, new courts have been created at both the appellate and trial level, additional courts report data to the Court Statistics Project, courts may have merged and/or changed counting or reporting methods. The dollar amount limits of civil jurisdiction in many trial courts also vary. Care is therefore required when comparing 1995 data to previous years. The trend analysis used in this report offers a model for undertaking such comparisons.

## Final Note

Comments, corrections, and suggestions are encouraged and can be sent to:

Director, Court Statistics Project  
National Center for State Courts  
300 Newport Avenue (Zip 23185)  
P.O. Box 8798  
Williamsburg, Virginia, 23187-8798.

Phone: (757) 253-2000  
Fax: (757) 220-0449  
Internet: bostrom@ncsc.dni.us

## **A**ppendix 2: *Sources of 1995* *State Court Caseload Statistics*



# Sources of 1995 State Court Caseload Statistics

State	Courts of Last Resort	Intermediate Appellate	General Jurisdiction	Limited Jurisdiction
Alabama	Alabama Judicial System Annual Report, 1995	Alabama Judicial System Annual Report, 1995	Alabama Judicial System Annual Report, 1995	Alabama Judicial System Annual Report, 1995. Unpublished data were provided by the Municipal Court.
Alaska	Alaska Court System 1995 Annual Report	Alaska Court System 1995 Annual Report	Alaska Court System 1995 Annual Report	Alaska Court System 1995 Annual Report
Arizona	The Arizona Courts Data Report, 1995	The Arizona Courts Data Report, 1995	The Arizona Courts Data Report, 1995	The Arizona Courts Data Report, Limited Jurisdiction, 1995
Arkansas	Statistical Supplement to the 1994-1995 Annual Report of the Arkansas Judiciary	Statistical Supplement to the 1994-1995 Annual Report of the Arkansas Judiciary	Statistical Supplement to the 1994-1995 Annual Report of the Arkansas Judiciary	Statistical Supplement to the 1994-1995 Annual Report of the Arkansas Judiciary
California	Unpublished data were provided by the Administrative Office of the Courts.	Unpublished data were provided by the Administrative Office of the Courts.	Judicial Council of California Annual Data Reference, 1994-1995 Caseload Data	Judicial Council of California Annual Data Reference, 1994-1995 Caseload Data
Colorado	Colorado Judicial Branch Annual Report FY 1995 Statistical Supplement	Colorado Judicial Branch Annual Report FY 1995 Statistical Supplement	Colorado Judicial Branch FY 1995 Annual Report Statistical Supplement	Colorado Judicial Branch FY 1995 Annual Report Statistical Supplement. Unpublished data were provided by Denver County Court.
Connecticut	Unpublished data were provided by the Clerk of the Supreme Court.	Unpublished data were provided by the Clerk of the Appellate Court.	Unpublished data were provided by the Office of the Chief Court Administrator.	Unpublished data were provided by the Office of the Chief Court Administrator.
Delaware	1995 Annual Report of the Delaware Judiciary	_____	1995 Annual Report of the Delaware Judiciary	1995 Annual Report of the Delaware Judiciary
District of Columbia	District of Columbia Courts Annual Report, 1995. Unpublished data were provided by the Office of the Clerk.	_____	District of Columbia Courts Annual Report, 1995. Unpublished data were provided by the Executive Officer.	_____
Florida	Unpublished data were provided by the State Court Administrator and the Clerk of the Supreme Court.	Unpublished data were provided by the State Court Administrator.	Unpublished data were provided by the State Court Administrator.	Unpublished data were provided by the State Court Administrator and the Department of Highways, Safety, and Motor Vehicles.
Georgia	Unpublished data were provided by the Clerk of the Supreme Court.	Unpublished data were provided by the Clerk of the Court of Appeals.	Unpublished data were provided by the State Court Administrator.	Unpublished data were provided by the State Court Administrator.
Hawaii	The Judiciary State of Hawaii: Annual Report July 1, 1994 to June 30, 1995	The Judiciary State of Hawaii: Annual Report July 1, 1994 to June 30, 1995	The Judiciary State of Hawaii: Annual Report July 1, 1994 to June 30, 1995	The Judiciary State of Hawaii: Annual Report July 1, 1994 to June 30, 1995
Idaho	The Idaho Courts Annual Report Appendix, 1995	The Idaho Courts Annual Report Appendix, 1995	The Idaho Courts Annual Report Appendix, 1995	_____
Illinois	Unpublished data were provided by the Clerk of the Supreme Court.	Unpublished data were provided by the Administrative Director of the Courts.	Unpublished data were provided by the Administrative Director of the Courts.	_____
Indiana	1995 Indiana Judicial Report	1995 Indiana Judicial Report	1995 Indiana Judicial Report	1995 Indiana Judicial Report

## Sources of 1995 State Court Caseload Statistics

State	Courts of Last Resort	Intermediate Appellate	General Jurisdiction	Limited Jurisdiction
Iowa	Unpublished data were provided by the Appellate Clerk.	Unpublished data were provided by the Appellate Clerk.	1995 Annual Statistical Report of the Iowa Judicial Department. Unpublished data were provided by the State Court Administrator.	_____
Kansas	Annual Report of the Courts of Kansas: 1994-1995 FY	Annual Report of the Courts of Kansas: 1994-1995 FY	Annual Report of the Courts of Kansas: 1994-1995 FY	Annual Report of the Kansas Municipal Courts: FY 1995
Kentucky	Unpublished data were provided by the Clerk of the Supreme Court.	Unpublished data were provided by the Clerk of the Court of Appeals.	Unpublished data were provided by the Administrative Director of Courts.	Unpublished data were provided by the Administrative Director of Courts.
Louisiana	Unpublished data were provided by the Clerk of the Supreme Court.	Unpublished data were provided by the Judicial Administrator.	Unpublished data were provided by the Judicial Administrator.	Unpublished data were provided by the Judicial Administrator.
Maine	Maine Judicial Branch Data, FY 1995	_____	Maine Judicial Branch Data, FY 1995	Maine Judicial Branch Data, FY 1995
Maryland	Annual Report of the Maryland Judiciary 1994-1995	Annual Report of the Maryland Judiciary 1994-1995	Annual Report of the Maryland Judiciary 1994-1995. Unpublished data were provided by the Administrative Office of the Courts.	Annual Report of the Maryland Judiciary 1994-1995
Massachusetts	Unpublished data were provided by the Clerk of the Supreme Court.	Unpublished data were provided by the Clerk of the Appeals Court.	FY 1995 Annual Report on the State of the Massachusetts Court System	_____
Michigan	Unpublished data were provided by the Clerk of the Supreme Court.	Unpublished data were provided by the Clerk of the Court of Appeals.	Unpublished data were provided by the State Court Administrator.	Unpublished data were provided by the State Court Administrator.
Minnesota	Unpublished data were provided by the State Court Administrator.	Unpublished data were provided by the State Court Administrator.	Unpublished data were provided by the State Court Administrator.	_____
Mississippi	Supreme Court of Mississippi 1995 Annual Report	Supreme Court of Mississippi 1995 Annual Report	Supreme Court of Mississippi 1995 Annual Report	Supreme Court of Mississippi 1995 Annual Report
Missouri	Unpublished data were provided by the State Court Administrator.	Unpublished data were provided by the State Court Administrator.	Unpublished data were provided by the State Court Administrator.	Data were not available.
Montana	Unpublished data were provided by the Clerk of the Supreme Court.	_____	Unpublished data were provided by the State Court Administrator.	Unpublished data were provided by the State Court Administrator.
Nebraska	The Courts of Nebraska 1995 Annual Caseload Report. Additional unpublished data were provided by the State Court Administrator.	The Courts of Nebraska 1995 Annual Caseload Report.	The Courts of Nebraska 1995 Annual Caseload Report. Additional unpublished data were provided by the Administrative Office of the Courts.	The Courts of Nebraska 1995 Annual Caseload Report. Additional unpublished data were provided by the Administrative Office of the Courts.
Nevada	Unpublished data were provided by the Clerk of the Supreme Court.	_____	Unpublished data were provided by the Administrative Director of Courts.	Data were not available.
New Hampshire	Unpublished data were provided by the Clerk of the Supreme Court.	_____	Unpublished data were provided by the Director, Administrative Office of the Courts.	Unpublished data were provided by the Director, Administrative Office of the Courts.

State	Courts of Last Resort	Intermediate Appellate	General Jurisdiction	Limited Jurisdiction
New Jersey	Unpublished data were provided by the Clerk of the Supreme Court.	Unpublished data were provided by the Clerk of the Appellate Court.	NJ Judiciary: Superior Court Caseload Reference Guide, 1991-1995. Unpublished data were provided by the Administrative Director of Courts.	Unpublished data were provided by the Administrative Director of Courts.
New Mexico	New Mexico State Courts, 1995 Annual Report	New Mexico State Courts, 1995 Annual Report	New Mexico State Courts, 1995 Annual Report & Statistical Addendum	New Mexico State Courts, 1995 Annual Report & Statistical Addendum
New York	1995 Annual Report of the Clerk of Court, Court of Appeals of the State of New York. Additional unpublished data were provided by the Clerk.	Unpublished data were provided by the clerks of these courts.	Unpublished data were provided by the Chief Administrator of Courts.	Unpublished data were provided by the Chief Administrator of Courts.
North Carolina	Unpublished data were provided by the Administrative Office of the Courts.	Unpublished data were provided by the Administrative Office of the Courts.	Unpublished data were provided by the Administrative Office of the Courts.	Unpublished data were provided by the Administrative Office of the Courts.
North Dakota	North Dakota Courts Annual Report, 1995. Unpublished data were provided by the Clerk.	North Dakota Courts Annual Report, 1995	North Dakota Courts Annual Report, 1995. Unpublished data were provided by the Administrative Office of the Courts.	North Dakota Courts Annual Report, 1995. Unpublished data were provided by the Administrative Office of the Courts.
Ohio	Unpublished data were provided by the Clerk of the Supreme Court.	Ohio Courts Summary, 1995	Unpublished data were provided by the Administrative Director.	Unpublished data were provided by the Administrative Director.
Oklahoma	State of Oklahoma, The Judiciary: Annual Report FY 1995	State of Oklahoma, The Judiciary: Annual Report FY 1995	State of Oklahoma, The Judiciary: Annual Report FY 1995 and Statistical Appendix	Data were not available.
Oregon	Unpublished data were provided by the Clerk of the Supreme Court.	Unpublished data were provided by the State Court Administrator.	Unpublished data were provided by the State Court Administrator.	Unpublished data were provided by the State Court Administrator.
Pennsylvania	Unpublished data were provided by the Clerk of the Supreme Court.	Superior Court of Pennsylvania Annual Report, 1995. Unpublished data were provided by the clerks of these courts.	Unpublished data were provided by the State Court Administrator.	Unpublished data were provided by the State Court Administrator.
Puerto Rico	Unpublished data were provided by the Office of Courts Administration.	Unpublished data were provided by the Office of Courts Administration.	Unpublished data were provided by the Administrative Director of Courts.	Unpublished data were provided by the Administrative Director of Courts.
Rhode Island	Unpublished data were provided by the Clerk of the Supreme Court.	_____	Unpublished data were provided by the Administrative Office of the Courts.	Unpublished data were provided by the Administrative Office of the Courts.
South Carolina	Unpublished data were provided by the Clerk of the Supreme Court.	Unpublished data were provided by the Clerk of the Court of Appeals.	SC Judicial Department Statistical Summary, 1995. Additional unpublished data were provided.	SC Judicial Department Statistical Summary, 1995.
South Dakota	SD Courts, The State of the Judiciary, 1995. Unpublished data were provided by the Clerk.	_____	SD Courts, The State of the Judiciary and 1995 Annual Report of SD Unified Judicial System	_____
Tennessee	Tennessee Judicial Council Annual Report and Statistical Supplement, 1994-1995. Unpublished data were provided by the Administrative Office of the Courts.	Tennessee Judicial Council Annual Report and Statistical Supplement, 1994-1995. Unpublished data were provided by the Administrative Office of the Courts.	Annual Report of the Tennessee Judiciary, FY 1994-1995. Unpublished data were provided by the Clerks of Probate Court.	State of Tennessee Council of Juvenile and Family Court Judges 1995 Annual Statistical Report.

# Sources of 1995 State Court Caseload Statistics

State	Court of Last Resort	Intermediate Appellate	General Jurisdiction	Limited Jurisdiction
Texas	Texas Judicial System Annual Report, FY 1995	Texas Judicial System Annual Report, FY 1995	Texas Judicial System Annual Report, FY 1995	Texas Judicial System Annual Report, FY 1995
Utah	Unpublished data were provided by the Clerk of the Supreme Court.	Unpublished data were provided by the Clerk of the Court of Appeals.	Utah State Courts 1996 Annual Report. Additional unpublished data were provided by the State Court Administrator.	Utah State Courts 1996 Annual Report. Additional unpublished data were provided by the State Court Administrator.
Vermont	Judicial Statistics, State of Vermont for Year Ending June 30, 1995. Unpublished data were provided by the Office of the Court Administrator.		Judicial Statistics, State of Vermont for Year Ending June 30, 1995.	Judicial Statistics, State of Vermont for Year Ending June 30, 1995.
Virginia	Unpublished data were provided by the Office of Court Administration.	Unpublished data were provided by the Office of Court Administration.	Unpublished data were provided by the Administrative Office of the Courts.	Unpublished data were provided by the Administrative Office of the Courts.
Washington	Caseloads of the Courts of Washington 1995	Caseloads of the Courts of Washington 1995	Caseloads of the Courts of Washington 1995	Caseloads of the Courts of Washington 1995
West Virginia	Unpublished data were provided by the Clerk.		Unpublished data were provided by the Administrative Office of the Courts.	Unpublished data were provided by the Administrative Office of the Courts.
Wisconsin	Unpublished data were provided by the Clerk of the Supreme Court.	Unpublished data were provided by the Clerk of the Court of Appeals.	Unpublished data were provided by the Director of State Courts.	Unpublished data were provided by the Director of State Courts.
Wyoming	Unpublished data were provided by the State Court Coordinator.		Unpublished data were provided by the Court Coordinator.	Unpublished data were provided by the Court Coordinator.



## **A**ppendix 3: *Prototypes of State Appellate Court and Trial Court Statistical Spreadsheets*

# Prototype of State Appellate Court Statistical Spreadsheet

State Name, Court Name Court of last resort or intermediate appellate court Number of divisions/departments, number of authorized justices/judges Total population				
	Beginning pending	Filed	Disposed	End pending
<b>MANDATORY JURISDICTION:</b>				
Appeals of final judgments:				
Civil				
Criminal:				
Capital criminal				
Other criminal				
Total criminal				
Juvenile				
Administrative agency				
Unclassified				
Total final judgments				
Other mandatory cases:				
Disciplinary matters				
Original proceedings				
Interlocutory decisions				
Advisory opinions				
Total other mandatory				
Total mandatory cases				
				Filed Petitions Granted
	Filed	Filed Petitions Granted	Disposed	Disposed
<b>DISCRETIONARY JURISDICTION:</b>				
Petitions of final judgment:				
Civil				
Criminal				
Juvenile				
Administrative agency				
Unclassified				
Total final judgments				
Other discretionary petitions:				
Disciplinary matters				
Original proceedings				
Interlocutory decisions				
Advisory opinions				
Total other discretionary				
Total discretionary cases				
<b>GRAND TOTAL</b>				
<b>OTHER PROCEEDINGS:</b>				
Rehearing/reconsideration requests				
Motions				
Other matters				
Number of supplemental judges/justices				
Number of independent appellate courts at this level				

MANNER OF DISPOSITION						
	Predecision disposition (dismissed/ withdrawn/settled)	Opinions		Decision without opinion (memo/order)	Transferred	Other
		Signed opinion	Per curiam opinion			
MANDATORY JURISDICTION:						
Appeals of final judgment						
Civil						
Criminal						
Juvenile						
Administrative agency						
Unclassified						
Other mandatory cases:						
Disciplinary matters						
Original proceedings						
Interlocutory decisions						
Total mandatory jurisdiction cases						
DISCRETIONARY JURISDICTION:						
Petitions of final judgments:						
Civil						
Criminal						
Juvenile						
Administrative agency						
Unclassified						
Other discretionary petitions						
Disciplinary matters						
Original proceedings						
Total discretionary cases						
GRAND TOTAL						

TYPE OF DECISION IN MANDATORY CASES/GRANTED PETITIONS OF FINAL JUDGMENT						
	Civil	Criminal	Juvenile	Administrative agency	Other mandatory cases	Total
Opinions:						
Affirmed						
Modified						
Reversed						
Remanded						
Mixed						
Dismissed						
Other						
Total decisions:						
Affirmed						
Modified						
Reversed						
Remanded						
Mixed						
Dismissed						
Other						

TYPE OF DECISION IN OTHER DISCRETIONARY PETITIONS			
	<u>Petition granted</u>	<u>Petition denied</u>	<u>Other</u>
Other discretionary petitions:			
Disciplinary matters			
Original proceedings			
Total discretionary jurisdiction cases			

TIME INTERVAL DATA (MONTH/DAYS)												
Notice of appeal or ready for hearing			Ready for hearing or under advisement (submitted or oral argument completed)			Under advisement (submitted or oral argument completed) to decision			Notice of appeal to decision			
Number of cases	Mean	Median	Number of cases	Mean	Median	Number of cases	Mean	Median	Number of cases	Mean	Median	
MANDATORY JURISDICTION:												
Appeals of final judgment												
Civil												
Criminal												
Juvenile												
Administrative agency												
Unclassified												
Other mandatory cases												
Disciplinary matters												
Original proceedings												
Interlocutory decisions												
Total mandatory jurisdiction cases												
DISCRETIONARY JURISDICTION:												
Petitions of final judgments												
Civil												
Criminal												
Juvenile												
Administrative agency												
Unclassified												
Other discretionary petitions												
Disciplinary matters												
Original proceedings												
Interlocutory decisions												
Advisory opinions												
Total discretionary jurisdiction cases												
GRAND TOTAL												

AGE OF PENDING CASELOAD (DAYS)

Not ready for hearing														Submitted or oral argument completed
Awaiting court reporter's transcript			Awaiting appellant's brief			Awaiting respondent's brief			Ready for hearing					
0-60 days	61-120 days	over 120 days	0-60 days	61-120 days	over 120 days	0-60 days	61-120 days	over 120 days	0-60 days	61-120 days	over 120 days	Average age of pending caseload		
MANDATORY JURISDICTION:														
Appeals of final judgment														
Civil														
Criminal														
Juvenile														
Administrative agency														
Unclassified														
Other mandatory cases														
Disciplinary matters														
Original proceedings														
Interlocutory decisions														
Total mandatory jurisdiction cases														
DISCRETIONARY JURISDICTION:														
Petitions of final judgments														
Civil														
Criminal														
Juvenile														
Administrative agency														
Unclassified														
Other discretionary petitions														
Disciplinary matters														
Original proceedings														
Interlocutory decisions														
Advisory opinions														
Total discretionary jurisdiction cases														
GRAND TOTAL														

# Prototype of State Trial Court Statistical Spreadsheet

State Name, Court Name Court of general jurisdiction or court of limited jurisdiction Number of circuits or districts, number of judges Total population				
	Beginning Pending	Filed	Disposed	End Pending
CIVIL:				
Tort:				
Auto tort				
Product liability				
Medical malpractice				
Unclassified tort				
Miscellaneous tort				
Total Tort				
Contract				
Real property rights				
Small claims				
Domestic relations:				
Marriage dissolution				
Support/custody				
Interstate support				
Adoption				
Paternity				
Domestic violence				
Miscellaneous				
Unclassified				
Total domestic relations				
Estate:				
Probate/wills/intestate				
Guardianship/conservatorship/trusteeship				
Miscellaneous estate				
Unclassified estate				
Total estate				
Mental health				
Appeal:				
Appeal of administrative agency case				
Appeal of trial court case				
Total civil appeals				
Miscellaneous civil				
Unclassified civil				
Total civil				
CRIMINAL:				
Felony				
Misdemeanor				
DWI/DUI				
Appeal				
Miscellaneous criminal				
Unclassified criminal				
Total Criminal				
TRAFFIC/OTHER VIOLATION:				
Moving traffic violation				
Ordinance violation				
Parking violation				
Miscellaneous traffic				
Unclassified traffic				
Total traffic/other violation				

	<u>Beginning Pending</u>	<u>Filed</u>	<u>Disposed</u>	<u>End Pending</u>
JUVENILE:				
Criminal-type petition				
Status offense				
Child-victim petition				
Miscellaneous juvenile				
Unclassified juvenile				
Total juvenile				

GRAND TOTAL

Drug cases

OTHER PROCEEDINGS:

Postconviction remedy
Preliminary hearings
Sentence review only
Extraordinary writs
Total other proceedings

MANNER OF CIVIL DISPOSITIONS

	<u>Uncontested/ Default</u>	<u>Dismissed</u>	<u>Withdrawn</u>	<u>Settled</u>	<u>Transferred</u>	<u>Arbitration</u>	<u>Total</u>
CIVIL:							
Tort:							
Auto tort							
Product liability							
Medical malpractice							
Unclassified tort							
Miscellaneous tort							
Total Tort							
Contract							
Real property rights							
Small claims							
Domestic relations:							
Marriage dissolution							
Support/custody							
Interstate support							
Adoption							
Paternity							
Domestic violence							
Miscellaneous							
Unclassified							
Total domestic relations							
Estate:							
Probate/wills/intestate							
Guardianship/conservatorship							
/trusteeship							
Miscellaneous estate							
Unclassified estate							
Total estate							
Mental health							
Appeal:							
Appeal of administrative agency case							
Appeal of trial court case							
Total civil appeals							
Miscellaneous civil							
Unclassified civil							
Total civil							

# Prototype of State Trial Court Statistical Spreadsheet

## MANNER OF CRIMINAL DISPOSITIONS AND TYPE OF DECISION

	<u>Felony</u>	<u>Misdemeanor</u>	<u>DWI/DUI</u>	<u>Appeal</u>	<u>Miscellaneous criminal</u>	<u>Total</u>
Jury trial:						
Conviction						
Guilty plea						
Acquittal						
Dismissed						
Nonjury trial:						
Conviction						
Guilty plea						
Acquittal						
Dismissed						
Dismissed/nolle prosequi						
Bail forfeiture						
Bound over						
Transferred						
Other						
Total dispositions						

## MANNER OF TRAFFIC/OTHER VIOLATION DISPOSITIONS AND TYPE OF DECISION

	<u>Moving traffic violation</u>	<u>Ordinance violation</u>	<u>Parking violation</u>	<u>Miscellaneous traffic violation</u>	<u>Total</u>
Jury trial:					
Conviction					
Guilty plea					
Acquittal					
Dismissed					
Nonjury trial:					
Conviction					
Guilty plea					
Acquittal					
Dismissed					
Dismissed/nolle prosequi					
Bail forfeiture					
Parking fines					
Transferred					
Other					
Total dispositions					



MANNER OF DISPOSITION: TRIALS

	Trial				Trial		
	Jury	Nonjury	Total		Jury	Nonjury	Total
CIVIL:				CRIMINAL:			
Tort:				Felony			
Auto tort				Misdemeanor			
Product liability				DWI/DUI			
Medical malpractice				Appeal			
Unclassified tort				Miscellaneous criminal			
Miscellaneous tort				Unclassified criminal			
Total Tort				Total criminal			
Contract							
Real property rights				TRAFFIC/OTHER VIOLATION:			
Small claims				Moving traffic violation			
Domestic relations:				Ordinance violation			
Marriage dissolution				Parking violation			
Support/custody				Miscellaneous traffic			
Interstate support				Unclassified traffic			
Adoption				Total traffic/other violation			
Paternity							
Domestic violence				JUVENILE:			
Miscellaneous				Criminal-type petition			
Unclassified				Status offense			
Total domestic relations				Child-victim petition			
Estate:				Miscellaneous juvenile			
Probate/wills/intestate				Unclassified juvenile			
Guardianship/conservatorship				Total juvenile			
/trusteeship							
Miscellaneous estate				GRAND TOTAL			
Unclassified estate							
Total estate							
Mental health							
Appeal:							
Appeal of administrative agency case							
Appeal of trial court case							
Total civil appeals							
Miscellaneous civil							
Unclassified civil							
Total civil							

	AGE OF PENDING CASELOAD (DAYS)							Average age of pending cases
	<u>0-30</u> <u>days</u>	<u>31-60</u> <u>days</u>	<u>61-90</u> <u>days</u>	<u>91-180</u> <u>days</u>	<u>181-360</u> <u>days</u>	<u>361-720</u> <u>days</u>	<u>over 720</u> <u>days</u>	
CIVIL:								
Tort:								
Auto tort								
Product liability								
Medical malpractice								
Unclassified tort								
Miscellaneous tort								
Total Tort								
Contract								
Real property rights								
Small claims								
Domestic relations:								
Marriage dissolution								
Support/custody								
Interstate support								
Adoption								
Paternity								
Domestic violence								
Miscellaneous								
Unclassified								
Total domestic relations								
Estate:								
Probate/wills/intestate								
Guardianship/conservatorship/trusteeship								
Miscellaneous estate								
Unclassified estate								
Total estate								
Mental health								
Appeal:								
Appeal of administrative agency case								
Appeal of trial court case								
Total civil appeals								
Miscellaneous civil								
Unclassified civil								
Total civil								

AGE OF PENDING CASELOAD (DAYS)

	<u>0-30</u> <u>days</u>	<u>31-60</u> <u>days</u>	<u>61-90</u> <u>days</u>	<u>91-180</u> <u>days</u>	<u>181-360</u> <u>days</u>	<u>361-720</u> <u>days</u>	<u>over 720</u> <u>days</u>	<u>Average age</u> <u>of pending cases</u>
CRIMINAL:								
Felony								
Misdemeanor								
DWI/DUI								
Appeal								
Miscellaneous criminal								
Unclassified criminal								
Total criminal								
TRAFFIC/OTHER VIOLATION:								
Moving traffic violation								
Ordinance violation								
Parking violation								
Miscellaneous traffic								
Unclassified traffic								
Total traffic/other violation								
JUVENILE:								
Criminal-type petition								
Status offense								
Child-victim petition								
Miscellaneous juvenile								
Unclassified juvenile								
Total juvenile								
GRAND TOTAL								
Drug cases								
OTHER PROCEEDINGS:								
Postconviction remedy								
Preliminary hearings								
Sentence review only								
Extraordinary writs								
Total other proceedings								



## A ppendix 4: *State Populations*



# State Populations

## Resident Population, 1995

State or territory	Population (in thousands)		
	1995 Juvenile	1995 Adult	1995 Total
Alabama .....	1,080	3,173	4,253
Alaska .....	189	414	603
Arizona .....	1,193	3,025	4,218
Arkansas .....	650	1,834	2,484
California .....	8,794	22,796	31,590
Colorado .....	981	2,765	3,746
Connecticut .....	798	2,477	3,275
Delaware .....	179	538	717
District of Columbia .....	115	440	555
Florida .....	3,371	10,794	14,165
Georgia .....	1,924	5,277	7,201
Hawaii .....	309	878	1,187
Idaho .....	348	815	1,163
Illinois .....	3,126	8,704	11,830
Indiana .....	1,487	4,316	5,803
Iowa .....	725	2,117	2,842
Kansas .....	693	1,873	2,566
Kentucky .....	973	2,888	3,861
Louisiana .....	1,239	3,103	4,342
Maine .....	305	936	1,241
Maryland .....	1,272	3,770	5,042
Massachusetts .....	1,432	4,642	6,074
Michigan .....	2,519	7,030	9,549
Minnesota .....	1,245	3,364	4,609
Mississippi .....	762	1,935	2,697
Missouri .....	1,382	3,942	5,324
Montana .....	236	634	870
Nebraska .....	443	1,194	1,637
Nevada .....	399	1,132	1,531
New Hampshire .....	295	853	1,148
New Jersey .....	1,964	5,982	7,946
New Mexico .....	500	1,185	1,685
New York .....	4,537	13,599	18,136
North Carolina .....	1,799	5,396	7,195
North Dakota .....	170	471	641
Ohio .....	2,860	8,291	11,151
Oklahoma .....	878	2,400	3,278
Oregon .....	797	2,344	3,141
Pennsylvania .....	2,909	9,163	12,072
Puerto Rico .....	1,223	2,496	3,719

## State Populations

### Resident Population, 1995 (Continued)

State or territory	Population (in thousands)		
	1995 Juvenile	1995 Adult	1995 Total
Rhode Island .....	238	752	990
South Carolina .....	944	2,729	3,673
South Dakota .....	206	523	729
Tennessee .....	1,310	3,946	5,256
Texas .....	5,400	13,324	18,724
Utah .....	675	1,277	1,952
Vermont .....	147	438	585
Virginia .....	1,613	5,006	6,619
Washington .....	1,418	4,013	5,431
West Virginia .....	422	1,406	1,828
Wisconsin .....	1,353	3,770	5,123
Wyoming .....	136	344	480

Source: U.S. Bureau of the Census, 1996



# Total State Population for Trend Tables, 1986-95

State or territory	Population (in thousands)									
	1986	1987	1988	1989	1990	1991	1992	1993	1994	1995
Alabama	4,053	4,083	4,103	4,119	4,041	4,089	4,136	4,187	4,219	4,253
Alaska	533	525	523	527	550	570	587	599	606	603
Arizona	3,319	3,386	3,489	3,557	3,665	3,750	3,832	3,936	4,075	4,218
Arkansas	2,372	2,388	2,394	2,407	2,351	2,372	2,399	2,424	2,453	2,484
California	26,981	27,663	28,315	29,064	29,760	30,380	30,867	31,211	31,431	31,590
Colorado	3,267	3,296	3,301	3,316	3,294	3,377	3,470	3,566	3,656	3,746
Connecticut	3,189	3,211	3,235	3,239	3,287	3,291	3,281	3,277	3,275	3,275
Delaware	633	644	660	672	666	680	689	700	707	717
District of Columbia	625	622	618	604	607	598	589	578	570	555
Florida	11,675	12,023	12,335	12,671	12,938	13,277	13,488	13,679	13,953	14,165
Georgia	6,104	6,222	6,342	6,436	6,478	6,623	6,751	6,917	7,055	7,201
Hawaii	1,063	1,083	1,099	1,112	1,108	1,135	1,160	1,172	1,178	1,187
Idaho	1,002	998	1,003	1,014	1,007	1,039	1,067	1,099	1,133	1,163
Illinois	11,551	11,582	11,612	11,658	11,431	11,543	11,631	11,697	11,751	11,830
Indiana	5,503	5,531	5,555	5,593	5,544	5,610	5,622	5,713	5,752	5,803
Iowa	2,850	2,834	2,834	2,838	2,777	2,795	2,812	2,814	2,829	2,842
Kansas	2,460	2,476	2,495	2,513	2,478	2,495	2,523	2,531	2,554	2,566
Kentucky	3,729	3,727	3,726	3,727	3,685	3,713	3,755	3,789	3,827	3,861
Louisiana	4,502	4,461	4,407	4,383	4,220	4,252	4,287	4,295	4,315	4,342
Maine	1,173	1,187	1,205	1,222	1,228	1,235	1,235	1,239	1,241	1,241
Maryland	4,463	4,535	4,624	4,694	4,781	4,860	4,908	4,965	5,006	5,042
Massachusetts	5,832	5,855	5,888	5,912	6,016	5,996	5,988	6,012	6,041	6,074
Michigan	9,144	9,200	9,239	9,274	9,295	9,368	9,437	9,478	9,496	9,549
Minnesota	4,214	4,246	4,307	4,352	4,375	4,432	4,480	4,517	4,567	4,609
Mississippi	2,625	2,625	2,620	2,621	2,573	2,592	2,614	2,643	2,669	2,697
Missouri	5,066	5,103	5,142	5,160	5,117	5,158	5,193	5,234	5,278	5,324
Montana	819	809	805	805	799	808	824	839	856	870
Nebraska	1,597	1,594	1,602	1,611	1,578	1,593	1,606	1,607	1,623	1,637
Nevada	964	1,007	1,054	1,109	1,202	1,284	1,327	1,389	1,457	1,531
New Hampshire	1,027	1,057	1,086	1,106	1,109	1,105	1,111	1,125	1,137	1,148
New Jersey	7,620	7,672	7,720	7,736	7,730	7,760	7,789	7,879	7,903	7,946
New Mexico	1,479	1,500	1,506	1,528	1,515	1,548	1,581	1,616	1,653	1,685
New York	17,772	17,825	17,910	17,950	17,990	18,058	18,119	18,197	18,169	18,136
North Carolina	6,334	6,413	6,490	6,570	6,629	6,737	6,843	6,945	7,070	7,195
North Dakota	679	672	667	661	639	635	636	635	638	641
Ohio	10,753	10,784	10,855	10,908	10,847	10,939	11,016	11,091	11,102	11,151
Oklahoma	3,305	3,272	3,241	3,223	3,146	3,175	3,212	3,231	3,258	3,278
Oregon	2,698	2,724	2,766	2,820	2,842	2,922	2,977	3,032	3,086	3,141
Pennsylvania	11,888	11,936	12,001	12,039	11,882	11,961	12,009	12,048	12,053	12,072
Puerto Rico	3,267	3,274	3,294	3,291	3,521	3,522	3,522	3,686	3,719	
Rhode Island	975	986	993	996	1,003	1,004	1,005	1,000	997	990
South Carolina	3,376	3,425	3,471	3,512	3,487	3,560	3,603	3,643	3,664	3,673
South Dakota	708	709	713	716	696	703	711	715	721	729
Tennessee	4,803	4,855	4,896	4,939	4,877	4,953	5,024	5,099	5,175	5,256
Texas	16,685	16,789	16,840	16,991	16,987	17,349	17,656	18,031	18,378	18,724
Utah	1,665	1,680	1,688	1,707	1,723	1,770	1,813	1,860	1,908	1,952
Vermont	541	548	557	566	563	567	570	576	581	585
Virginia	5,787	5,904	6,016	6,097	6,187	6,286	6,377	6,491	6,552	6,619
Washington	4,463	4,538	4,648	4,760	4,867	5,018	5,136	5,255	5,343	5,431
West Virginia	1,919	1,897	1,876	1,857	1,793	1,801	1,812	1,820	1,822	1,828
Wisconsin	4,785	4,807	4,854	4,867	4,892	4,955	5,007	5,038	5,081	5,123
Wyoming	507	490	479	474	454	460	466	470	476	480
<b>TOTAL</b>	<b>244,344</b>	<b>246,673</b>	<b>249,099</b>	<b>251,524</b>	<b>252,230</b>	<b>255,703</b>	<b>258,553</b>	<b>257,904</b>	<b>264,026</b>	<b>266,477</b>

Source: U.S. Bureau of the Census, 1996.

# State Court Organization 1993

## Contents

### Part I: Courts and Judges

1. Appellate Courts in the United States
2. Appellate Court Judges
3. Trial Courts and Trial Court Judges of the United States

### Part II: Judicial Selection and Service

4. Selection and Terms of Appellate Court Judges
5. Qualifications to Serve as an Appellate Court Judge
6. Selection and Terms of Trial Court Judges
7. Qualifications to Serve as a Trial Court Judge
8. Judicial Nominating Commissions
9. Provisions for Mandatory Judicial Education
10. Funding Sources for Mandatory Judicial Education
11. Judicial Performance Evaluation
12. Judicial Discipline: Investigating and Adjudicating Bodies

### Part III: The Judicial Branch: Governance, Funding, and Administration

13. Governance of the Judicial Branch
14. The Rule Making Authority of Courts of Last Resort by Specific Areas
15. Judicial Councils and Conferences: Composition and Function
16. Preparation and Submission of the Judicial Branch Budget
17. Sources of Trial Court Funding by Expenditure Items
18. Administrative Office of the Courts: Trial Court Responsibilities and Staffing by Function
19. State/Federal Judicial Councils
20. Statistical Reporting Requirements

### Part IV: Appellate Courts: Jurisdiction, Staffing, and Procedures

21. Clerks of Appellate Courts: Numbers and Method of Selection
22. Direct Staff Support to Appellate Court Judges
23. Mandatory and discretionary Jurisdiction of Appellate Courts

24. Type of Court Hearing Administrative Agency Appeals
25. Case Selection and Panel Structure in Appellate Courts
26. Expediting Procedures in Appellate Courts
27. Special Calendars in Appellate Courts
28. Limitations on Oral Argument in Appellate Courts

### Part V: Trial Court Administration and Procedures

29. Clerks of Court: Selection, Numbers, Terms of Office, and Funding
30. The Number of Trial Court Administrators
31. Making the Trial Record: Electronic Recording of Trial Proceedings
32. The Use of Cameras in Trial and Appellate Courts
33. Tribal Courts

### Part VI: The Jury

34. Trial Juries: Qualifications and Source Lists for Juror Service
35. Trial Juries: Exemptions, Excusals, and Fees
36. Trial Juries: Who Conducts Voir Dire and Allocation of Peremptory Challenges
37. Trial Juries: Size and Verdict Rules
38. Grand Juries: Composition and Functions

### Part VII: The Sentencing Context

39. Sentencing Statutes: Key Definitions and Provisions for Sentence Enhancement
40. Jurisdiction for Adjudication and Sentencing of Felony Cases
41. Sentencing Procedures and Guidelines in Non-Capital Cases
42. Sentencing Procedures in Death Penalty Cases
43. The Availability of Intermediate Sanctions
44. Sentencing Commissions and Sentencing Guidelines
45. Collateral Consequences of a Felony Conviction
46. Characteristics of "RICO" Statutes
47. Good Time Accumulation and Parole

### Part VIII: Court Structure Charts

*State Court Organization 1993* is available from the National Center for State Courts for the cost of shipping and handling (\$5.00 for single copies). To order your copy, fax your request to 757/220-0449.



A joint project of the Conference of State Court Administrators,  
the State Justice Institute, the Bureau of Justice Statistics, and NCSC



NCSC Publication Number R-192  
ISBN 0-89656-173-9