


X



OHIO
JUVENILE
COURT STATISTICS

1971

STATE OF OHIO

DEPARTMENT OF MENTAL HYGIENE AND CORRECTION

19083

OHIO JUVENILE COURT STATISTICS

1971

CONTENTS

	Page
Memo.....	i-iv
Uses of These Statistics.....	1
Definition of Juvenile Court.....	1
Unruly Cases.....	2
1971 Compared With 1970.....	2
Graphic Presentation of Certain Statistics.....	2

Appendix - Definitions.....	49
-----------------------------	----

TABLE

A. Cases Disposed of by Ohio Juvenile Courts, by Type of Case, 1971.....	4
B. Delinquency Cases Disposed of by Ohio Juvenile Courts, by Age, 1971.....	6
C. Unruly Cases Disposed of by Ohio Juvenile Courts, by Age, 1971.....	8
D. Traffic Cases Disposed of by Ohio Juvenile Courts, by Age, 1971.....	10
E. Adult Cases Disposed of by Ohio Juvenile Courts, by Reason for Referral, 1971.....	12

CHART

A. Cases Disposed of by Ohio Juvenile Courts, by Type of Case, 1971.....	5
B. Delinquency Cases Disposed of by Ohio Juvenile Courts, by Age, 1971.....	7
C. Unruly Cases Disposed of by Ohio Juvenile Courts, by Age, 1971.....	9
D. Traffic Cases Disposed of by Ohio Juvenile Courts, by Age, 1971.....	11
E. Adult Cases Disposed of by Ohio Juvenile Courts, by Reason for Referral, 1971.....	13
F. Delinquency Cases Disposed of by Ohio Juvenile Courts, by County, 1971.....	14

TABLE

1. Delinquency Cases Disposed of by Ohio Juvenile Courts, by Source of Referral, Reason for Referral, and Sex, 1971.....	15
2. Children's and Adult's Cases Disposed of by Ohio Juvenile Courts, by County, 1971.....	16
3. Children's Cases Disposed of by Ohio Juvenile Courts, by Type of Case, by County, 1971.....	18
4. Delinquency Cases Disposed of by Ohio Juvenile Courts, by Type of Disposition, Reason for Referral, and Sex, 1971.....	22
5. Delinquency Cases Disposed of by Ohio Juvenile Courts, by Type of Care Pending Disposition, Reason for Referral, and Sex, 1971.....	23
6. Delinquency Cases Disposed of by Ohio Juvenile Courts, by Type of Disposition, by County, 1971.....	24

JOHN A. GARDNER, JR.

Governor

State of Ohio

JOHN A. GARDNER, JR.

Director

Department of Juvenile

Justice & Correction

JOHN A. GARDNER, JR.

Assistant Secretary

Department of Juvenile

Justice & Correction

JOHN A. GARDNER, JR.

Director

Division of

Statistics & Administration

JOHN A. GARDNER, JR.

Supervisor

Office of Statistics

Room 1107-Ohio Departments Building

Columbus, Ohio 43215

TABLE

7.	Delinquency Cases Disposed of by Ohio Juvenile Courts, by Age, Reason for Referral, and Sex, 1971.....	26
8.	Traffic Cases Disposed of by Ohio Juvenile Courts, by Care Pending Disposition, Age, and Sex, 1971.....	27
9.	Traffic Cases Disposed of by Ohio Juvenile Courts, by Type of Disposition, Age, and Sex, 1971.....	28
10.	Dependency and Neglect Cases Disposed of by Ohio Juvenile Courts, by Source of Referral, Reason for Referral, and Sex, 1971.....	29
11.	Dependency and Neglect Cases Disposed of by Ohio Juvenile Courts, by Age, Reason for Referral, and Sex, 1971.....	30
12.	Dependency and Neglect Cases Disposed of by Ohio Juvenile Courts, by Type of Care Pending Disposition, Reason for Referral, and Sex, 1971.....	31
13.	Dependency and Neglect Cases Disposed of by Ohio Juvenile Courts, by Type of Disposition, Reason for Referral, and Sex, 1971.....	32
14.	Special Service Cases Disposed of by Ohio Juvenile Courts, by Source of Referral, Reason for Referral, and Sex, 1971.....	33
15.	Special Service Cases Disposed of by Ohio Juvenile Courts, by Age, Reason for Referral and Sex, 1971.....	34
16.	Special Service Cases Disposed of by Ohio Juvenile Courts, by Type of Care Pending Disposition, Reason for Referral, and Sex, 1971.....	35
17.	Special Service Cases Disposed of by Ohio Juvenile Courts, by Type of Disposition, Reason for Referral, and Sex, 1971.....	36
18.	Adult Cases Disposed of by Ohio Juvenile Courts, by Type of Disposition, Reason for Referral, and Sex, 1971....	37
19.	Adult Cases Disposed of by Ohio Juvenile Courts, by Number of Children Involved, Reason for Referral, and Sex, 1971.....	38
20.	Delinquency Cases Disposed of by Ohio Juvenile Courts, by Previous Court Experience, Reason for Referral, and Sex, 1971.....	39
21.	Children and Adult Cases Disposed of by Ohio Juvenile Courts, by Type of Case, Race, and County, 1971.....	40
22.	Unruly Cases Disposed of by Ohio Juvenile Courts by Source of Referral, Reason for Referral, and Sex, 1971....	44
23.	Unruly Cases Disposed of by Ohio Juvenile Courts, by Type of Disposition, Reason for Referral, and Sex, 1971....	45
24.	Unruly Cases Disposed of by Ohio Juvenile Courts, by Type of Care Pending Disposition, Reason for Referral, and Sex, 1971.....	46
25.	Unruly Cases Disposed of by Ohio Juvenile Courts, by Age, Reason for Referral, and Sex, 1971.....	47
26.	Unruly Cases Disposed of by Ohio Juvenile Courts, by Previous Court Experience, Reason for Referral, and Sex, 1971.....	48

It was found necessary that certain revisions to the data presented in all the twenty-six tables, contained in this Report, be made. The purpose of this Memo is to explain the reasons for, and document all these revisions.

For completeness of the annual summary data shown in tabular form throughout this Report, the Bureau of Statistics must have received by the middle of February all twelve monthly reports for the preceding year from each of the eighty-eight Counties of the State of Ohio. This deadline is dictated to us by the fact that by April 1 of every year we have to submit Table Number 3 of this Report to the Federal Government. It follows, therefore, that if one or several of the Counties have, for one reason or another, failed to submit one or more of their monthly reports by the deadline cited above, the missing monthly reports will not be included in the computer-printed annual tables.

When in April of this year the Bureau of Statistics mailed out to all eighty-eight Counties their respective computer-printed tables for 1971 (not included in this Report), Wayne and Lawrence Counties found out that their annual statistical data were incomplete. More specifically, the February 1971 data for Wayne County and the November data for Lawrence County were missing. These two Counties sent immediately to the Bureau of Statistics the missing data, and requested that we revise the annual summaries to reflect the true annual count of their cases. The table which is shown in this paragraph documents both, their request for revision of the annual summaries and the monthly data which were not submitted in time.

ADDITIONAL CASES ADDED TO COUNT
AFTER TABLES PRINTED BY COMPUTER

County and Month	Type of Case						Total
	Delinquency	Traffic	Dependency and Neglect	Special Service	Adult	Unruly	
Lawrence (November 1971)	12	12	11	0	2	18	55
Wayne (February 1971)	41	32	8	1	4	17	103
Total	53	44	19	1	6	35	158

Source: Statistical Reporting Forms No. RS-324, RS-301, and RS-302

Since the cost of having all the data shown in this Report computer-processed all over again is considerable, and since the magnitude of the data shown in the preceding paragraph is not statistically significant when compared with the totals for the whole State, the Bureau of Statistics decided to revise Tables Number 1 through Number 26 manually to the extent possible. In having done so, the Bureau

of Statistics is certain that no statistical analysis utilizing the data contained in this Report will suffer in any way because of the kind of revision made.

All numerical revisions made throughout the twenty-six tables are shown in italics. For documentation purposes, the table attached to this Memo was constructed to account for the revisions made.

DOCUMENTATION OF REVISIONS MADE TO
TABLE NUMBER 1 THROUGH TABLE NUMBER 26

<u>Table Number</u>	<u>Item Changed</u>	<u>Correct Count</u>
1	Grand Total	43,397
2	Lawrence County-Children's Total	644
	Lawrence County-Adult Total	87
	Lawrence County-Grand Total	731
2	Wayne County-Children's Total	928
	Wayne County-Adult Total	59
	Wayne County-Grand Total	987
2	Grand Total-Children's Total	140,095
	Grand Total-Adult Total	8,461
	Grand Total-Grand Total	148,556
3	Lawrence County-Delinquency Total	153
	Lawrence County-Traffic Total	286
	Lawrence County-Dependency and Neglect Total	115
	Lawrence County-Unruly Total	90
3	Wayne County-Delinquency Total	289
	Wayne County-Traffic Total	402
	Wayne County-Dependency and Neglect Total	50
	Wayne County-Special Service Total	15
	Wayne County-Unruly Total	172
3	Grand Total-Delinquency	43,397
	Grand Total-Traffic	69,686
	Grand Total-Dependency and Neglect	6,406
	Grand Total-Special Service	2,269
	Grand Total-Unruly	18,337
4	Grand Total	43,397
5	Grand Total	43,397
6	Lawrence County-Total	153
	Wayne County-Total	289
	Grand Total	43,397
7	Grand Total	43,397
8	Grand Total	69,686
9	Grand Total	69,686
10	Grand Total	6,406
11	Grand Total	6,406
12	Grand Total	6,406

(Continued)

(Continued)

<u>Table Number</u>	<u>Item Changed</u>	<u>Correct Count</u>
13	Grand Total	6,406
14	Grand Total	2,269
15	Grand Total	2,269
16	Grand Total	2,269
17	Grand Total	2,269
18	Grand Total	8,461
19	Grand Total	8,461
20	Grand Total	43,397
21	Lawrence County-Delinquency Total	153
	Lawrence County-Traffic Total	286
	Lawrence County-Dependency and Neglect Total	115
	Lawrence County-Unruly Total	90
	Lawrence County-Adult Total	87
21	Wayne County-Delinquency Total	289
	Wayne County-Traffic Total	402
	Wayne County-Dependency and Neglect Total	50
	Wayne County-Special Service Total	15
	Wayne County-Unruly Total	90
	Wayne County-Adult Total	87
21	Grand Total-Delinquency	43,397
	Grand Total-Traffic	69,686
	Grand Total-Dependency and Neglect	6,406
	Grand Total-Special Service	2,269
	Grand Total-Unruly	18,337
	Grand Total-Adult	8,461
22	Grand Total	18,337
23	Grand Total	18,337
24	Grand Total	18,337
25	Grand Total	18,337
26	Grand Total	18,337

(End)

USES OF THESE STATISTICS

The juvenile courts of Ohio are required by law (Ohio Revised Code Section 2151.18) to keep records and prepare annual reports of their cases disposed of during the year.

For many years, as a service to the courts, the Bureau of Statistics has tabulated the disposition of all juvenile court cases and returned to the courts statistical tables suitable for their annual reports.

In addition to the preparation of statistics for each court, the Bureau of Statistics prepares the total state summary tables which appear in this report as Tables 1 through 26.

Many uses have been made of these statistics. Individual courts may use their statistics for budget preparation. The Ohio Youth Commission finds the total state summary and the county distribution tables extremely useful for planning and forecasting of institutional population trends. The Legislative Service Commission uses these statistics to answer questions from Ohio legislators and in the preparation of special studies.

Each year, the Federal government requests table 3 of this report as a source of data for their national publication entitled Juvenile Court Statistics. Ohio's statistics along with those from other states are used in various Congressional hearings on juvenile delinquency.

In addition to these governmental uses, private insurance companies and consulting actuaries have found the statistics on juvenile traffic offenders useful in computing automobile insurance rates.

Another use of these statistics is to provide data for student research projects. Students, ranging from high school freshmen to doctoral candidates, have found these statistics helpful in preparing reports on juvenile delinquency, juvenile traffic offenders, and other problems of juveniles in our society.

DEFINITION OF JUVENILE COURT

The term juvenile court is used in the broad sense to include all courts having jurisdiction in children's cases and certain adult cases involving juveniles. In most counties the court is separate and independent from the common pleas court and the probate or domestic relations court. However, in some of the less populous counties the probate, domestic relations, or common pleas court also hears the juvenile cases. In collecting these statistics every effort has been made to include all juvenile and adult cases processed by the "juvenile courts" in each of Ohio's counties. This year we were fortunate in getting the cooperation of eighty-seven of eighty-eight of Ohio's counties in reporting these statistics.

UNRULY CASES

On November 19, 1969, a new juvenile court law became effective, which created a new type of case, namely, the unruly case. The intent of this law was to separate from delinquency cases those cases of children who had committed acts which were troublesome to society, but were not necessarily crimes.

Thus, under the new law, delinquency cases included only those acts of children which would be crimes if committed by adults. Unruly cases included those cases of truancy, being ungovernable, running away, consent for early marriage, conditions injurious to morals and various other violations of laws applicable only to children.

1971 COMPARED WITH 1970

In 1971 there were six broad categories of juvenile court cases—delinquency cases, dependency and neglect cases, special service cases, juvenile traffic cases, unruly cases, and adult cases. The detailed legal definitions of these types of cases are contained in the appendix of this report. Comparison of the number of cases disposed of in each of these categories reveals the following:

Delinquency cases decreased from 44,886 to 43,397. This was a 3.3 percent decrease. In contrast, Unruly cases increased by 9.9 percent, that is from 16,678 to 18,337. The decrease in Delinquency cases and the increase in Unruly cases were largely caused by cases which would formerly have been classified as Delinquency cases, but are now being classified as Unruly cases.

Traffic cases increased from 67,254 to 69,686. This amounts to a 3.6 percent change. Dependency and Neglect cases increased from 6,010 to 6,406, a 6.6 percent increase, and Special Service cases from 2,160 to 2,269, a 5.0 percent increase. In contrast, Adult cases decreased from 10,411 to 8,461, an 18.7 percent decrease. Possibly, this decrease was caused by more Non-support cases being filed in common pleas court as criminal actions rather than as complaints in the juvenile courts.

GRAPHIC PRESENTATION OF CERTAIN STATISTICS

Several charts have been included in this report to highlight some of the statistics. Chart A, for instance, illustrates graphically the preponderance of the number of traffic cases over the number of frequencies of any other type of case shown in the chart.

Chart B shows the percentage frequency distribution of the number of Delinquency cases by age. The distribution drops sharply after the age of 17 because most cases involving persons 18 years and older are processed through the municipal and/or common pleas court system.

Chart C shows the percentage frequency distribution of Unruly cases by age. This distribution is for all practical purposes, a bimodal distribution where the highest frequencies fall in the ages of 15 and 16.

Chart D shows the percentage frequency distribution of the Juvenile traffic violations by age. This distribution is actually truncated to the left in the sense that the vast majority of traffic offenders 18 years and older are referred to adult traffic courts and, therefore, are not shown in this chart.

Chart E shows the frequency distribution for referral of adult cases to juvenile courts by per cent of the total. Over 40 percent of the cases involved "nonsupport" and almost 20 percent of the cases involve "paternity".

A graphical analysis, which is always interesting to make, is to plot the distribution of a variable on the map of the state of Ohio. Chart F shows the number of delinquency cases disposed of by county. When studying a chart of this type, care should always be taken when comparing one geographical region with another. Some courts may report only those cases which are handled in an "official" manner, and, therefore, show a lower count of delinquency cases. Other courts may count and report every form of complaint.

However, the general pattern which emerges is the concentration of juvenile delinquency in the counties which encompass the major cities and the greatest population densities. Thus, this map shows the highest frequency of delinquencies in Cleveland (Cuyahoga County), Akron (Summit County), Toledo (Lucas County), Dayton (Montgomery County), and Cincinnati (Hamilton County).

TABLE A

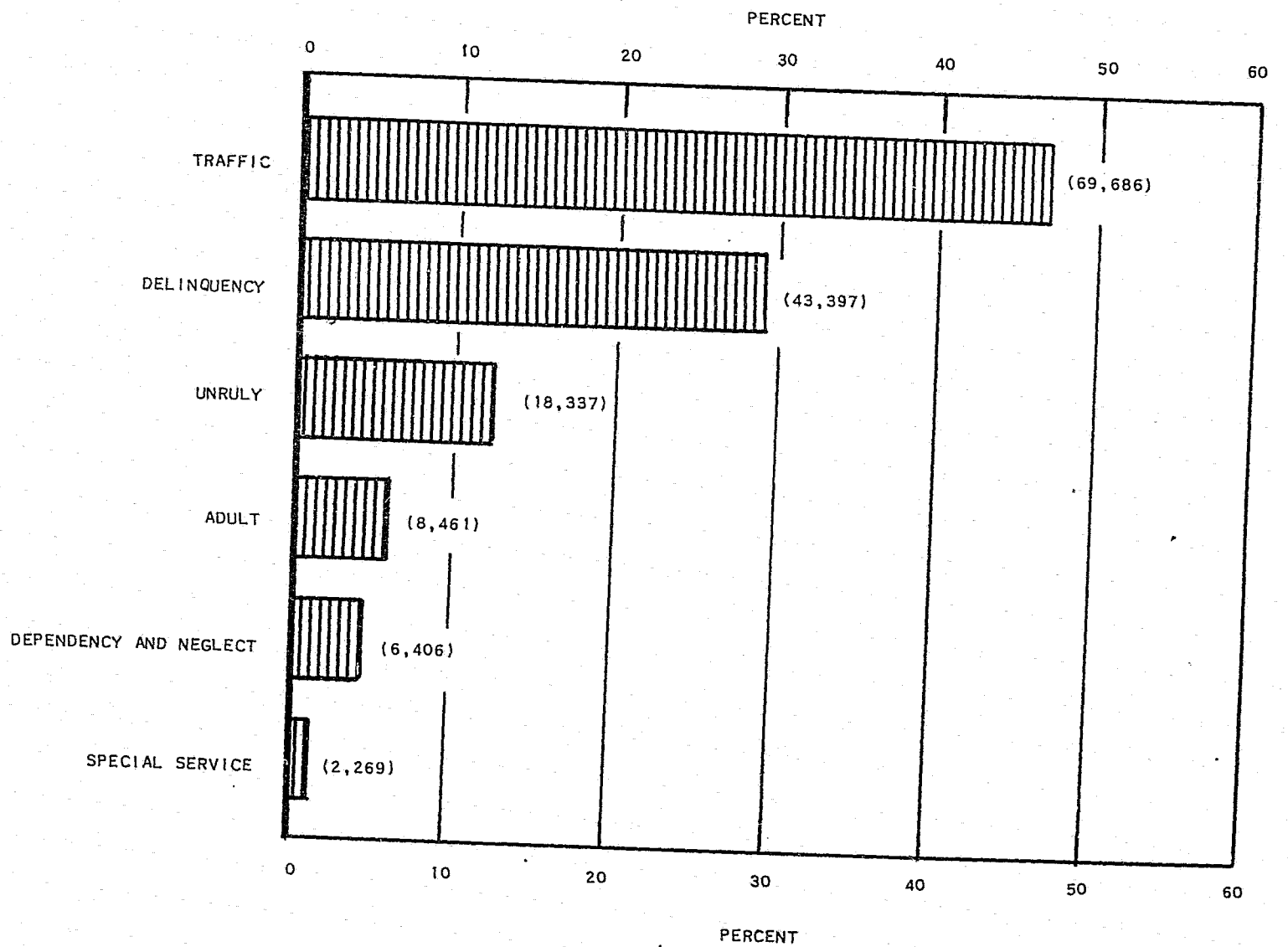
CASES DISPOSED OF BY OHIO JUVENILE COURTS, BY TYPE OF CASE, 1971

Type of Case	Number of Cases	Percent
Traffic.....	69,686	47.0
Delinquency.....	43,397	29.2
Unruly.....	18,337	12.3
Adult.....	8,461	5.7
Dependency and Neglect.....	6,406	4.3
Special Service.....	2,269	1.5
Total	148,556	100.0

-4-

CHART A

CASES DISPOSED OF, BY OHIO JUVENILE COURTS, BY TYPE OF CASE, 1971



-5-

NOTE: NUMBERS IN PARENTHESES ARE TOTAL NUMBERS OF CASES.

SOURCE: TABLE A.

TABLE B

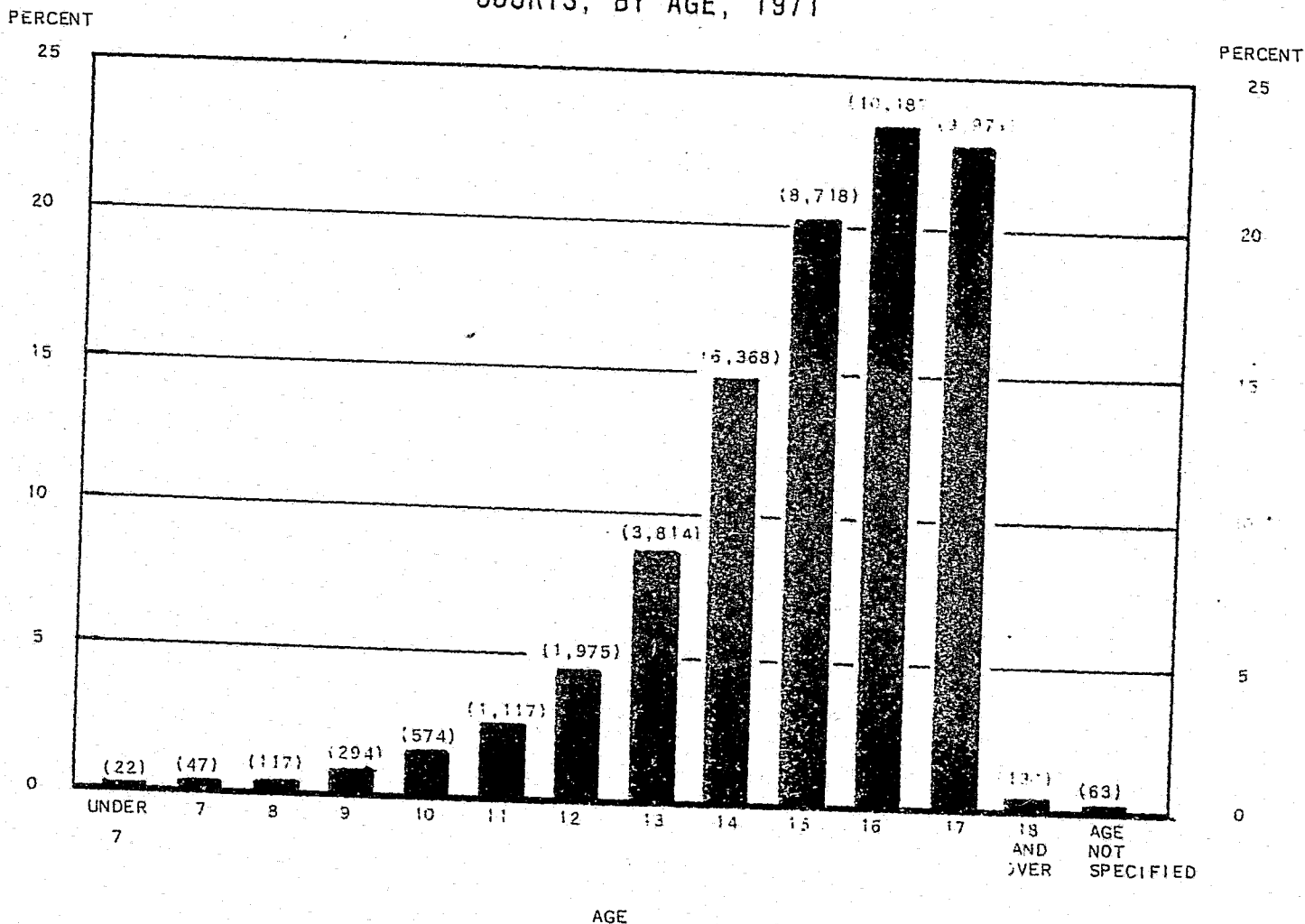
DELINQUENCY CASES DISPOSED OF, BY OHIO JUVENILE COURTS, BY AGE, 1971

Age	Number of Cases	Percent
Under 7.....	22	a
7.....	47	0.1
8.....	117	0.3
9.....	294	0.7
10.....	574	1.3
11.....	1,117	2.6
12.....	1,975	4.6
13.....	3,814	8.8
14.....	6,368	14.7
15.....	8,718	20.1
16.....	10,187	23.4
17.....	9,971	23.0
18 and over.....	130	0.3
Age not specified.....	63	0.1
Total	43,397	100.0

^a Less than 1/10 of one percent.

CHART B

DELINQUENCY CASES DISPOSED OF, BY OHIO JUVENILE COURTS, BY AGE, 1971



NOTE: NUMBERS IN PARENTHESES ARE THE TOTAL NUMBER OF CASES.

SOURCE: TABLE B.

TABLE C

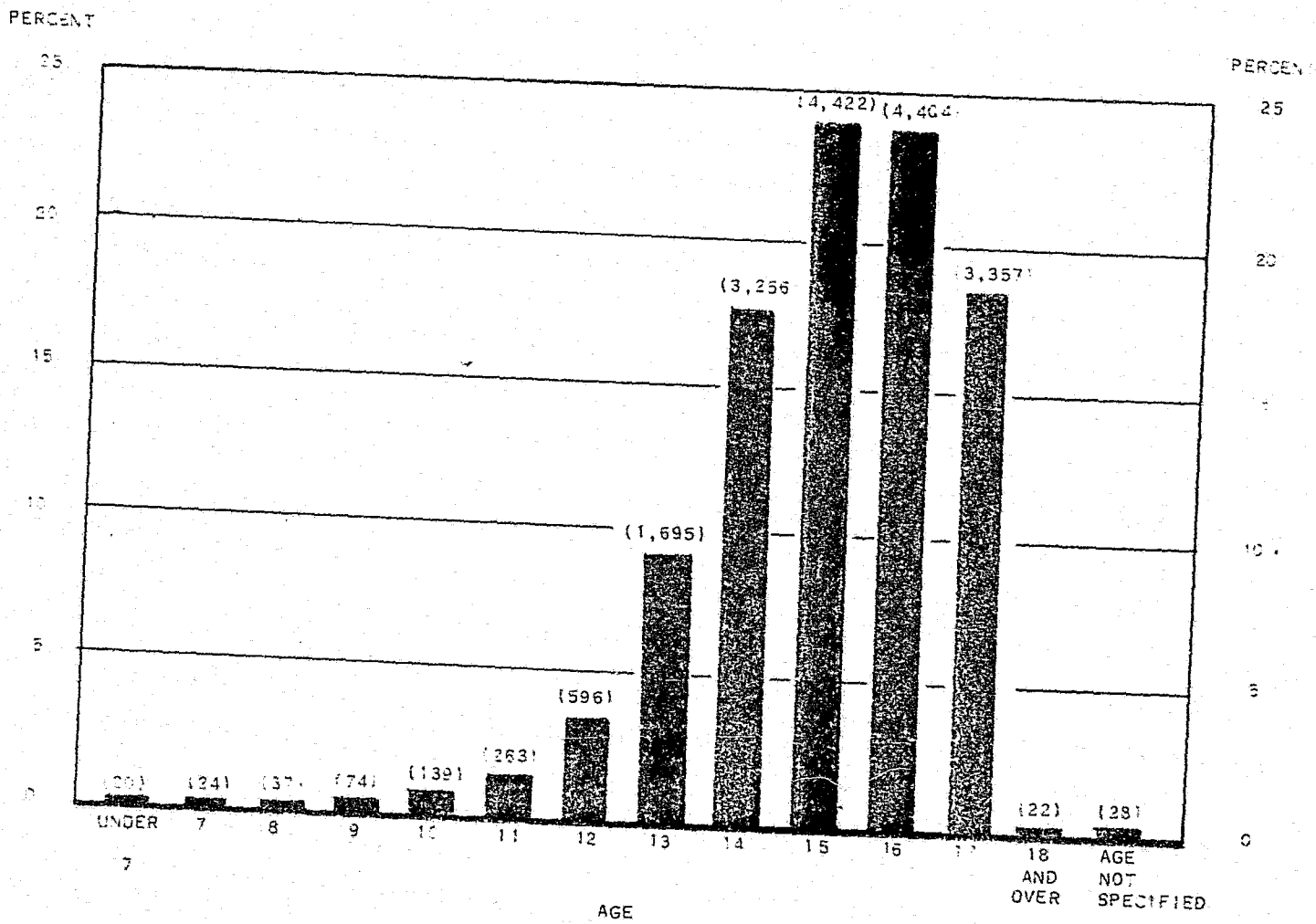
UNRULY CASES DISPOSED OF, BY OHIO JUVENILE COURTS, BY AGE, 1971

Age	Number of Cases	Percent
Under 7.....	20	0.1
7.....	24	0.1
8.....	37	0.2
9.....	74	0.4
10.....	139	0.8
11.....	263	1.4
12.....	596	3.3
13.....	1,695	9.2
14.....	3,256	17.8
15.....	4,422	24.1
16.....	4,404	24.0
17.....	3,357	18.3
18 and over.....	22	0.1
Age not specified.....	28	0.2
Total	18,337	100.0

-8-

CHART C

UNRULY CASES DISPOSED OF, BY OHIO JUVENILE COURTS, BY AGE, 1971



-6-

NOTE: NUMBERS IN PARENTHESES ARE THE TOTAL NUMBER OF CASES.
SOURCE: TABLE C.

TABLE D

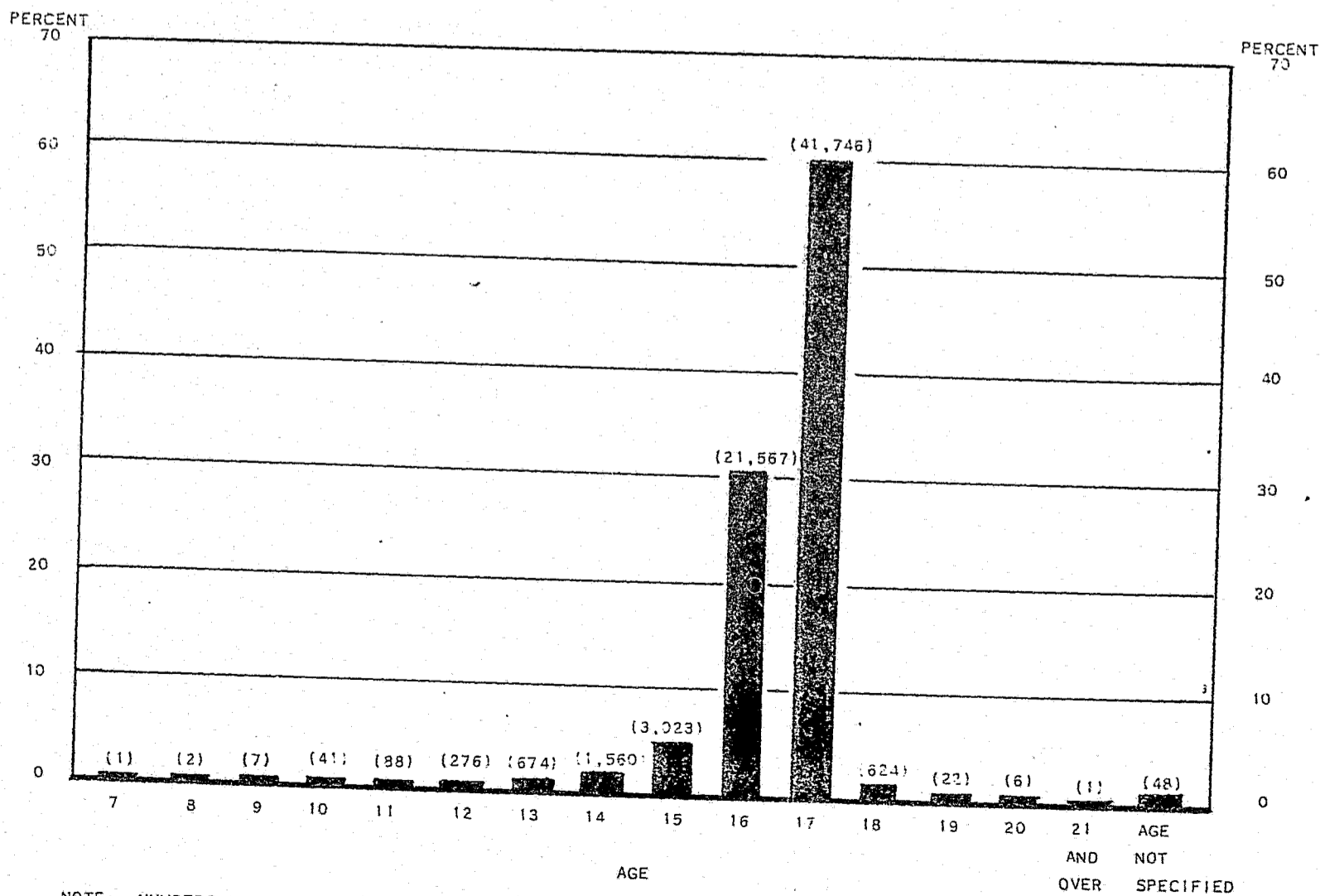
TRAFFIC CASES DISPOSED OF, BY OHIO JUVENILE COURTS, BY AGE, 1971

Age	Number of Cases	Percent
7.....	1	a
8.....	2	a
9.....	7	a
10.....	41	0.1
11.....	88	0.1
12.....	276	0.4
13.....	674	1.0
14.....	1,560	2.2
15.....	3,023	4.3
16.....	21,567	30.9
17.....	41,746	60.0
18.....	624	0.9
19.....	22	a
20.....	6	a
21 and over.....	1	a
Age not specified.....	48	0.1
Total	69,686	100.0

^a Less than 1/10 of one percent.

CHART D

TRAFFIC CASES DISPOSED OF, BY OHIO JUVENILE COURTS, BY AGE, 1971



NOTE: NUMBERS IN PARENTHESES ARE TOTAL NUMBER OF CASES.

SOURCE: TABLE D.

TABLE E

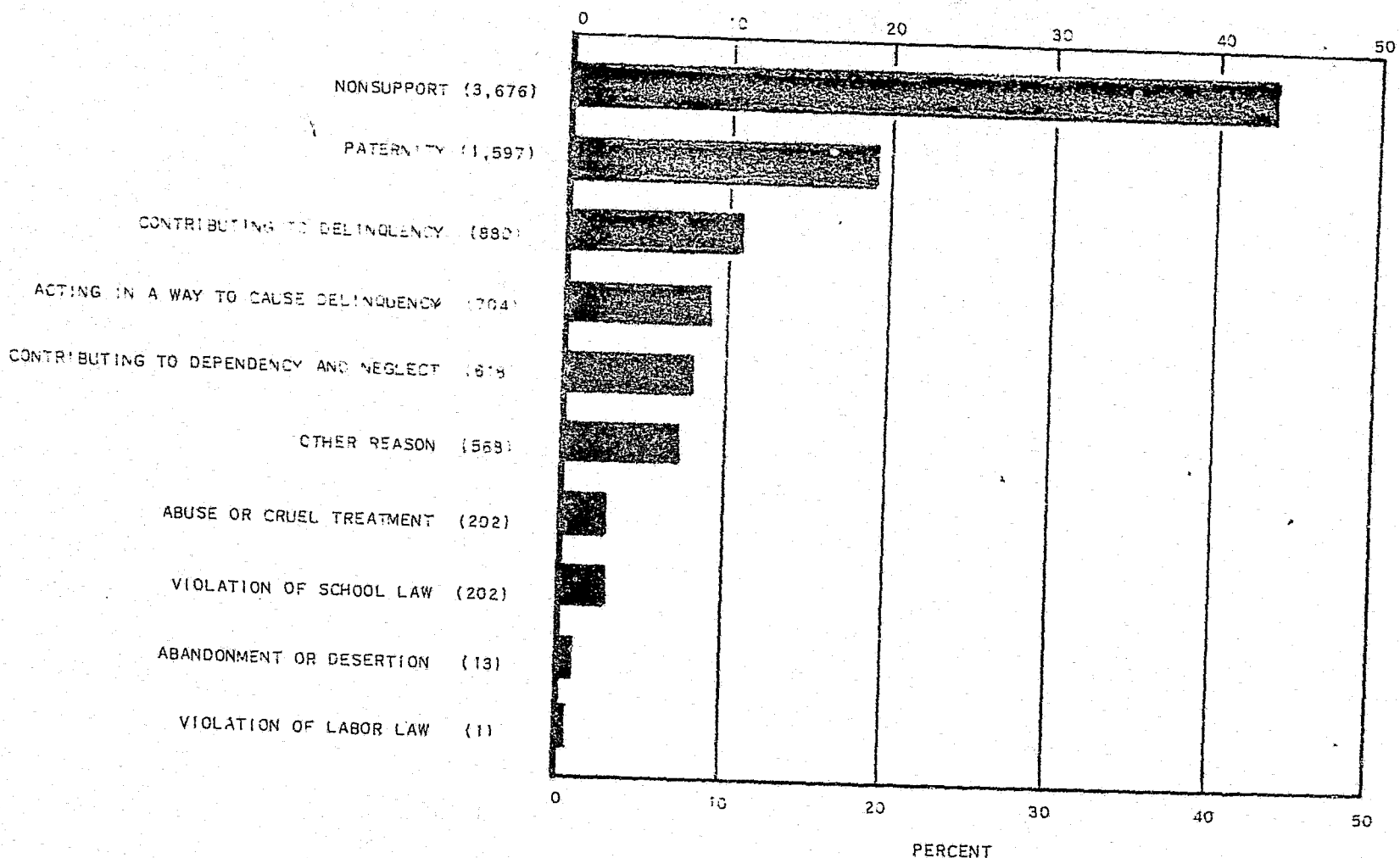
ADULT CASES DISPOSED OF BY OHIO JUVENILE COURTS, BY REASON FOR REFERRAL, 1971

Reason for Referral	Number of Cases	Percent
Nonsupport.....	3,676	43.4
Paternity.....	1,597	18.9
Contributing to delinquency.....	880	10.4
Acting in a way to cause delinquency.....	704	8.3
Contributing to dependency and neglect.....	618	7.3
Other reason.....	568	6.7
Abuse or cruel treatment.....	202	2.4
Violation of school law.....	202	2.4
Abandonment or desertion.....	13	0.2
Violation of labor law.....	1	a
Total	8,461	100.0

^a Less than 1/10 of one percent.

CHART E

ADULT CASES DISPOSED OF BY OHIO JUVENILE COURTS, BY REASON FOR REFERRAL, 1971



NOTE: NUMBERS IN PARENTHESES ARE THE TOTAL NUMBER OF CASES.

SOURCE: TABLE E.

CHART F

DELINQUENCY CASES DISPOSED OF BY OHIO JUVENILE COURTS, BY COUNTY, 1971

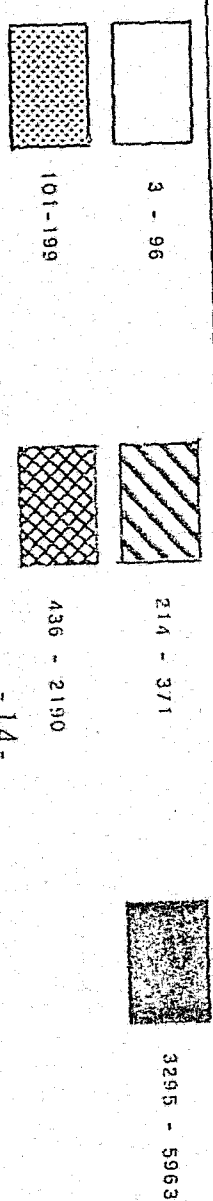
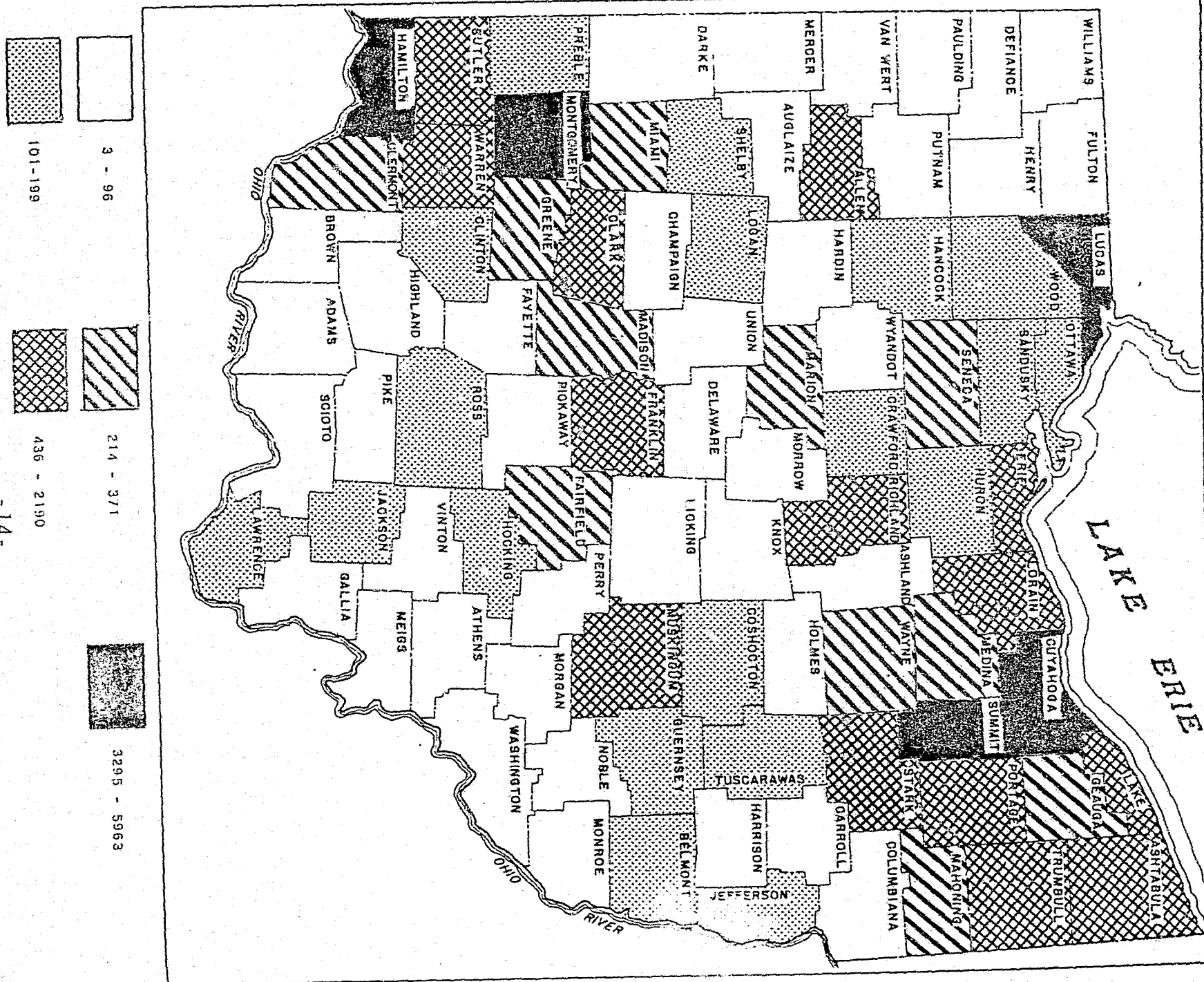


TABLE I

DELINQUENCY CASES DISPOSED OF BY OHIO JUVENILE COURTS, BY SOURCE OF REFERRAL, REASON FOR REFERRAL, AND SEX, 1971

REASON FOR REFERRAL AND SEX	SOURCE OF REFERRAL								
	TOTAL	PARENT OR RELATIVE	PROBATION OFFICER	LAW ENFORCEMENT OFFICER	OTHER COURT	SCHOOL DEPARTMENT	SOCIAL AGENCY	OTHER SOURCE	SOURCE NOT SPECIFIED
BOYS AND GIRLS TOTAL.....	43897	905	1752	33864	307	812	243	5448	13
BOYS TOTAL.....	35502	535	1179	28756	245	617	146	4014	10
INJURY TO PERSON.....	2374	56	29	1231	6	63	11	978	...
ROBBERY.....	814	...	3	757	...	3	4	47	...
BURGLARY OR ENTRY.....	5817	14	95	5370	35	53	13	237	...
AUTOMOBILE THEFT.....	2315	20	43	2119	27	4	2	100	...
OTHER THEFT.....	8770	47	111	7198	89	35	5	1285	...
SEX OFFENSE.....	253	8	5	188	1	1	...	50	...
UNGOVERNABLE.....	609	199	53	284	2	29	17	23	2
CARELESSNESS OR MISCHIEF.....	4868	33	84	4029	25	110	9	578	...
SCHOOL TRUANCY.....	299	8	59	66	...	164	1	1	...
RUNNING AWAY.....	420	48	71	272	2	3	23	1	...
TRAFFIC VIOLATION.....	241	1	3	228	1	1	...	7	...
OTHER DELINQUENT BEHAVIOR.....	8722	101	623	7014	57	151	61	707	8
GIRLS TOTAL.....	7842	370	573	5108	62	195	97	1434	3
INJURY TO PERSON.....	628	18	13	230	2	16	5	344	...
ROBBERY.....	55	1	1	47	3	3	...
BURGLARY OR ENTRY.....	226	...	3	200	2	5	2	14	...
AUTOMOBILE THEFT.....	61	...	4	48	1	8	...
OTHER THEFT.....	3321	13	28	2494	29	6	2	749	...
SEX OFFENSE.....	82	5	9	60	5	1	...	2	...
UNGOVERNABLE.....	337	146	39	128	...	7	5	12	...
CARELESSNESS OR MISCHIEF.....	560	10	13	395	3	28	2	109	...
SCHOOL TRUANCY.....	164	6	37	21	...	99	1
RUNNING AWAY.....	507	85	60	316	1	3	31	11	...
TRAFFIC VIOLATION.....	23	...	2	17	4	...
OTHER DELINQUENT BEHAVIOR.....	1878	86	364	1152	16	30	49	178	3

TABLE 2
CHILDRENS AND ADULTS CASES DISPOSED OF BY OHIO JUVENILE COURTS, BY COUNTY, 1971

COUNTY	TOTAL	CHILDRENS CASES					ADULT CASES				
		TOTAL	BOYS	GIRLS	OF-FICIAL	UNOF-FICIAL	TOTAL	MALE	FEMALE	OF-FICIAL	UNOF-FICIAL
ADAMS	183	181	161	20	181	...	2	1	1	2	...
ALL EN	2090	1961	1516	445	1281	680	129	124	5	129	...
ASHLAND	561	541	419	122	541	...	20	16	4	20	...
ASHTABULA	1911	1722	1287	435	1683	39	189	172	17	188	1
ATHENS	366	345	267	78	345	...	21	17	4	21	...
AUGLAIZE	440	428	354	74	428	...	12	11	1	12	...
BELMONT	804	755	573	182	509	246	49	46	3	47	2
BROWN	307	290	249	41	290	...	17	13	4	17	...
BUTLER	3825	3614	2872	742	2654	960	211	195	16	181	30
CARROLL	176	176	160	16	176
CHAMPAIGN	246	241	192	49	190	51	5	5	...	5	...
CLARK	2128	1934	1440	494	486	1448	194	158	36	194	...
CLERMONT	1319	1295	1045	250	1023	272	24	22	2	22	2
CLINTON	585	487	373	114	487	...	98	84	14	98	...
COLUMBIANA	1167	969	734	235	701	268	198	177	21	198	...
COSHOCTON	411	357	257	100	258	99	54	43	11	33	21
CRAWFORD	653	588	448	140	566	22	65	63	2	65	...
CUYAHOGA	17280	16746	13716	3030	13216	3530	534	503	31	196	338
DARKE	266	260	205	55	83	177	6	5	1	6	...
DEFIANCE	490	469	408	61	469	...	21	15	6	21	...
DELAWARE	811	707	541	166	705	2	104	88	16	104	...
ERIE	1541	1467	1124	343	1278	189	74	70	4	72	2
FAIRFIELD	1085	1031	763	268	807	224	54	44	10	54	...
FAYETTE	352	287	215	72	287	...	65	64	1	65	...
FRANKLIN	13763	11299	9118	2181	9821	1478	2464	2405	59	1436	1028
FULTON	406	401	352	49	319	82	5	5	...	5	...
GALLIA	205	189	165	24	77	112	16	13	3	13	3
GAUGA	883	821	716	105	799	22	62	56	6	62	...
GREENE	1411	1411	1209	202	1249	162
GUERNSEY	597	581	456	125	559	22	16	13	3	16	...
HAMILTON	13407	13370	10123	3247	12685	685	37	12	25	37	...
HANCOCK	966	926	731	195	513	413	40	35	5	39	1
HARDIN	256	228	187	41	228	...	28	27	1	28	...
HARRISON	106	102	90	12	102	...	4	4	...	4	...
HENRY	220	215	186	29	41	174	5	3	2	5	...
HIGHLAND	292	236	193	43	236	...	56	46	10	56	...
HOCKING	437	388	299	89	327	61	49	27	22	39	10
HOLMES	152	147	119	28	147	...	5	4	1	5	...
HURON	715	681	516	165	681	...	34	30	4	34	...
JACKSON	493	468	350	118	397	71	25	19	6	25	...
JEFFERSON	681	633	527	106	633	...	48	45	3	48	...
KNOX	433	426	357	69	426	...	7	5	2	7	...
LAKE	2476	2388	1909	479	2339	49	88	87	1	88	...
LAWRENCE	731	644	477	114	586	5	87	62	23	85	...
LICKING	997	920	776	142	864	56	77	59	18	74	3

-16-

TABLE 2
CHILDRENS AND ADULTS CASES DISPOSED OF BY OHIO JUVENILE COURTS, BY COUNTY, 1971

COUNTY	TOTAL	CHILDRENS CASES					ADULT CASES				
		TOTAL	BOYS	GIRLS	OF-FICIAL	UNOF-FICIAL	TOTAL	MALE	FEMALE	OF-FICIAL	UNOF-FICIAL
LOGAN	601	543	394	149	479	64	58	50	8	58	...
LORAIN	2807	2728	2146	582	2476	252	79	73	6	79	...
LUCAS	9783	9481	7099	2382	6857	2624	302	280	22	302	...
MADISON	836	699	548	151	699	...	137	128	9	137	...
MAHONING	3274	3265	2433	832	576	2689	9	4	5	7	2
MARION	1412	1360	1057	303	1328	32
MEDINA	1043	1035	886	149	1035	...	52	40	12	51	1
MEIGS	202	173	147	26	167	6	8	7	1	8	...
MERCER	337	327	291	36	319	8	29	21	8	26	3
MIAMI	1115	1036	828	208	1036	...	10	7	3	10	...
MONROE	66	62	53	9	57	5	79	70	9	79	...
MONTGOMERY	11434	11404	9306	2098	7539	3865	4	3	1	4	...
MORGAN	75	75	58	17	75	...	30	20	10	30	...
MORROW	288	267	243	24	267
MUSKINGUM	2049	1689	1264	425	1689	...	21	21	...	21	...
NOBLE	107	103	84	19	103	...	360	279	81	360	...
OTTAWA	544	544	453	91	7	537	4	4	...	4	...
PAULDING	171	156	132	24	156
PERRY	167	167	141	26	163	4	15	12	3	15	...
PICKAWAY	466	424	340	84	385	39
PIKE	286	252	187	65	240	12	42	33	9	41	1
PORTAGE	2266	1971	1583	388	1105	866	34	26	8	32	2
PREBLE	468	457	337	120	345	112	295	282	13	295	...
PUTNAM	201	200	180	20	200	...	11	7	4	11	...
RICHLAND	1899	1690	1230	460	1681	9	1	1	...	1	...
ROSS	576	535	442	93	304	231	209	201	8	209	...
SANDUSKY	660	658	523	135	404	254	41	24	17	27	14
SCIOTO	1068	857	639	218	424	433	2	2	...	2	...
SENECA	721	645	534	111	516	129	211	183	28	211	...
SHELBY	721	645	534	111	516	129	76	72	4	72	4
STARK	5207	4939	3786	1153	3264	1675
SUMMIT	11563	11132	8849	2283	8536	2596	268	250	18	268	...
TRUMBULL	2194	2171	1643	528	424	1747	431	424	7	431	...
TUSCARAWAS	615	588	458	130	584	4	23	18	5	9	14
UNION	362	337	282	55	239	98	27	16	11	27	...
VAN WERT	303	282	229	53	282	...	25	23	2	22	3
VINTON	93	91	82	9	91	...	21	20	1	21	...
WARREN	1742	1635	1287	348	1303	332	2	2	...	2	...
WASHINGTON	348	348	305	43	348	...	107	91	16	106	1
WAYNE	987	928	618	211	829
WILLIAMS	406	374	305	69	322	52	50	48	7	55	...
WOOD	985	937	784	153	810	127	32	26	6	29	3
WYANDOT	205	205	167	38	205	...	48	32	16	47	1
ALL COUNTIES	148556	140095	110530	29413	109542	30401	8461	7693	762	6965	1490

-17-

TABLE 3
CONTINUED

COUNTY	SPECIAL SERVICE					UNRULY				
	TOTAL	OFFICIAL		UNOFFICIAL		TOTAL	OFFICIAL		UNOFFICIAL	
		BOYS	GIRLS	BOYS	GIRLS		BOYS	GIRLS	BOYS	GIRLS
ADAMS	12	10	2
ALLEN	105	1	...	74	30	276	133	92	30	21
ASHLAND	38	24	14
ASHTABULA	44	23	21	344	219	105	12	8
ATHENS	25	20	5	23	16	7
AUGLAIZE	20	10	10	51	36	15
BELMONT	30	14	16	257	19	18	148	72
BROWN	9	5	4	26	23	3
BUTLER	97	51	46	442	55	67	175	145
CARROLL	5	4	1
CHAMPAIGN	1	1	32	10	8	9	5
CLARK	34	18	16	308	27	19	130	132
CLERMONT	41	16	25	118	26	15	36	41
CLINTON	16	9	7	100	56	44
COLUMBIANA	389	155	73	104	57
COSHOCTON	11	8	3	31	5	7	11	8
CRAWFORD	10	1	3	1	5	63	33	30
CUYAHOGA	148	68	80	1774	454	590	467	263
DARKE	9	1	8	5	2	3
DEFIANCE	14	10	4	19	15	4
DELAWARE	1	1	133	77	54	...	2
ERIE	152	86	56	3	7
FAIRFIELD	37	21	16	83	12	20	10	41
FAYETTE	5	2	3	63	38	25
FRANKLIN	232	136	47	32	17	737	243	151	246	97
FULTON	22	11	11	56	10	4	33	9
GALLIA	1	1	13	...	1	10	2
GEAUGA	10	7	3	105	53	32	14	6
GREENE	23	7	7	3	6
GUERNSEY	8	7	1	79	30	39	10	...
HAMILTON	2649	1225	1070	154	200
HANCOCK	32	15	17	171	59	37	52	23
HARDIN	10	5	5	6	2	4
HARRISON	4	1	3	3	3
HENRY	12	6	5	...	1
HIGHLAND	27	19	8
HOCKING	13	7	6	89	36	29	15	9
HOLMES	4	3	1	26	16	10
HURON	2	2	116	58	58
JACKSON	28	18	10	81	22	32	17	10
JEFFERSON	2	2	111	73	38
KNOX	11	5	6	22	13	9
LAKE	380	241	138	...	1
LAWRENCE	40	40	29	3	...
						68	37	15	13	3

-20-

TABLE 3
CONTINUED

COUNTY	SPECIAL SERVICE					UNRULY				
	TOTAL	OFFICIAL		UNOFFICIAL		TOTAL	OFFICIAL		UNOFFICIAL	
		BOYS	GIRLS	BOYS	GIRLS		BOYS	GIRLS	BOYS	GIRLS
LOGAN	20	13	7	72	17	30	15	10
LORAIN	4	2	2	414	151	146	50	67
LUCAS	437	213	224	435	132	302	...	1
MADISON	24	9	15	64	42	22
MAHONING	15	1	14	633	47	51	156	379
MARION	253	124	101	13	15
MEDINA	18	14	4	52	31	21
MEIGS	2	...	2	77	61	10	3	3
MERCER	72	56	11	5	...
MIAMI	19	10	9	109	50	59
MONROE	5	5	...	2	2
MONTGOMERY	137	81	56	1234	167	213	481	373
MORGAN	2	1	1	19	12	7
MORROW	9	6	3	23	19	4
MUSKINGUM	25	21	4	207	113	94
NOBLE	2	...	2	13	6	7
OTTAWA	38	20	18	76	45	31
PAULDING	6	2	4	6	3	3
PERRY	8	3	5
PICKAWAY	9	6	3	132	66	33	29	4
PIKE	3	1	2	48	25	13	9	1
PORTAGE	405	293	112
PREBLE	6	3	3	118	29	51	24	14
PUTNAM	8	8
RICHLAND	2	1	1	251	145	104	2	...
ROSS	36	4	2	18	12
SANDUSKY	24	19	5	74	27	26	15	6
SCIOTO
SENECA	56	23	24	3	6	167	30	30	47	60
SHELBY	7	6	1	118	6	15	76	21
STARK	120	54	62	1	3	681	181	114	210	176
SUMMIT	41	27	13	...	1	1497	385	424	353	335
TRUMBULL	44	30	14	553	4	3	371	175
TUSCARAWAS	14	4	10	49	20	29
UNION	5	2	3	80	61	19
VAN WERT	3	1	2	19	14	5
VINTON	24	20	4
WARREN	54	25	28	...	1	286	48	71	105	62
WASHINGTON	81	67	14
WAYNE	15	8	6	172	88	67
WILLIAMS	13	9	4	34	5	4	16	9
WOOD	129	81	33	15	...
WYANDOT	9	8	1	6	5	1
ALL COUNTIES	2269	1094	871	174	129	18387	6312	5224	3824	2942

-21-

TABLE 4

DELINQUENCY CASES DISPOSED OF BY OHIO JUVENILE COURTS, BY TYPE OF DISPOSITION, REASON FOR REFERRAL, AND SEX, 1971

REASON FOR REFERRAL AND SEX	TOTAL	TYPE OF DISPOSITION											
		DIS-MISSED	AD JUSTED OR ADMON-ISHED	CASE HELD OPEN	PRO-BATION	PUBLIC IN-STITUTION FOR DE-LINQUENT CHILDREN	OTHER PUBLIC INSTI-TUTION	OTHER COURT	PUBLIC DEPT.	PRIVATE AGENCY OR INSTI-TUTION	FINE AND-OR COSTS	OTHER DISPO-SITION	DISPO-SITION NOT SPECI-FIED
BOYS AND GIRLS TOTAL.....	43397	4867	10682	2148	10904	2720	242	1009	469	285	3695	6306	17
BOYS TOTAL.....	35502	4022	7905	1714	9426	2349	196	798	356	243	3151	5327	15
INJURY TO PERSON.....	2374	579	490	87	555	122	5	31	28	15	147	315	...
ROBBERY.....	814	123	77	17	282	154	7	23	7	1	20	103	...
BURGLARY OR ENTRY.....	5817	476	795	277	2441	580	45	112	65	46	228	743	9
AUTOMOBILE THEFT.....	2315	231	209	70	868	266	16	139	36	20	100	359	1
OTHER THEFT.....	8770	781	2608	324	2036	317	39	231	83	49	1146	1156	...
SEX OFFENSE.....	253	45	38	22	71	16	6	4	3	4	13	30	1
UNGOVERNABLE.....	609	42	217	68	93	59	9	2	11	6	33	68	1
CARELESSNESS OR MISCHIEF.....	4868	739	1521	143	1054	194	7	53	36	18	428	675	...
SCHOOL TRUANCY.....	299	23	59	39	81	32	3	...	3	6	12	41	...
RUNNING AWAY.....	420	17	141	61	51	43	16	17	12	8	4	50	...
TRAFFIC VIOLATION.....	241	17	25	6	51	8	...	3	68	63	...
OTHER DELINQUENT BEHAVIOR.....	8722	949	1725	600	1843	558	43	183	72	70	952	1724	3
GIRLS TOTAL.....	7842	845	2777	434	1478	371	46	211	113	42	544	979	2
INJURY TO PERSON.....	628	179	192	22	133	14	3	2	6	2	24	50	1
ROBBERY.....	55	13	11	1	15	10	...	2	3	...
BURGLARY OR ENTRY.....	226	21	66	7	80	13	...	7	2	...	10	20	...
AUTOMOBILE THEFT.....	61	14	8	1	17	3	...	10	...	1	...	7	...
OTHER THEFT.....	3321	238	1622	105	468	53	4	124	28	4	357	318	...
SEX OFFENSE.....	82	3	17	4	29	10	3	3	1	1	1	10	...
UNGOVERNABLE.....	337	10	150	38	51	35	9	1	8	7	...	28	...
CARELESSNESS OR MISCHIEF.....	560	112	181	19	103	11	...	15	1	...	50	68	...
SCHOOL TRUANCY.....	164	16	50	15	40	8	4	...	8	3	2	18	...
RUNNING AWAY.....	507	28	132	91	87	55	10	8	25	6	2	63	...
TRAFFIC VIOLATION.....	23	4	5	1	10	3	...
OTHER DELINQUENT BEHAVIOR.....	1878	207	348	131	450	159	13	38	34	18	88	391	1

-22-

TABLE 5

DELINQUENCY CASES DISPOSED OF BY OHIO JUVENILE COURTS, BY TYPE OF CARE PENDING DISPOSITION, REASON FOR REFERRAL, AND SEX, 1971

REASON FOR REFERRAL AND SEX	TOTAL	TYPE OF CARE					TYPE OF CARE NOT SPECIFIED
		NO OVERNIGHT DETENTION	OVERNIGHT OR LONGER				
			JAIL OR POLICE STATION	DETENTION HOME	BOARDING HOME		
BOYS AND GIRLS TOTAL.....	43397	31429	1583	9866	21	307	38
BOYS TOTAL.....	35502	25444	1474	8265	16	270	33
INJURY TO PERSON.....	2374	1764	68	520	...	22	...
ROBBERY.....	814	442	46	323	...	2	1
BURGLARY OR ENTRY.....	5817	3740	348	1659	4	56	10
AUTOMOBILE THEFT.....	2315	1023	154	1128	...	10	...
OTHER THEFT.....	8770	7186	231	1291	5	47	10
SEX OFFENSE.....	253	179	13	55	...	6	...
UNGOVERNABLE.....	609	409	40	155	...	5	...
CARELESSNESS OR MISCHIEF.....	4868	4048	88	711	2	17	2
SCHOOL TRUANCY.....	299	228	20	39	...	12	...
RUNNING AWAY.....	420	158	31	228	1	2	...
TRAFFIC VIOLATION.....	241	182	3	56
OTHER DELINQUENT BEHAVIOR.....	8722	6085	432	2100	4	91	10
GIRLS TOTAL.....	7842	5985	209	1601	5	37	5
INJURY TO PERSON.....	628	525	6	95	...	2	...
ROBBERY.....	55	30	9	16
BURGLARY OR ENTRY.....	226	169	4	51	...	2	...
AUTOMOBILE THEFT.....	61	37	10	14
OTHER THEFT.....	3321	2955	28	331	...	7	...
SEX OFFENSE.....	82	58	3	21
UNGOVERNABLE.....	337	231	11	92	...	3	...
CARELESSNESS OR MISCHIEF.....	560	425	15	116	4
SCHOOL TRUANCY.....	164	139	11	9	...	4	1
RUNNING AWAY.....	507	228	27	246	4	2	...
TRAFFIC VIOLATION.....	23	20	...	3
OTHER DELINQUENT BEHAVIOR.....	1878	1168	85	607	1	17	...

-23-

TABLE 6
DELINQUENCY CASES DISPOSED OF BY OHIO JUVENILE COURTS, BY TYPE OF DISPOSITION, BY COUNTY, 1971

COUNTY	TOTAL	TYPE OF DISPOSITION											
		DIS-MISSED	AD-JUSTED OR ADMON-ISHED	CASE HELD OPEN	PRO-BATION	PUBLIC IN-STITUTION FOR DE-LINQUENT CHILDREN	OTHER PUBLIC INSTI-TUTION	OTHER COURT	PUBLIC DEPART-MENT	PRIVATE AGENCY OR INSTI-TUTION	FINE AND/OR COSTS	OTHER DISPO-SITION	DISPO-SITION NOT SPECI-FIED
ADAMS	35	1	4	2	25	1	1	1	...
ALLEN	698	120	59	102	153	19	...	18	115	112	...
ASHLAND	72	7	1	5	10	4	...	13	1	...	21	10	...
ASHTABULA	718	42	31	46	97	19	5	27	...	1	103	347	...
ATHENS	74	12	50	10	2
AUGLATZIE	80	7	44	8	...	2	19
BELMONT	108	16	11	5	22	10	2	3	10	29	...
BROWN	55	4	...	2	2	7	...	4	2	...	4	30	...
BUTLER	1177	91	141	...	460	32	3	15	19	...	263	153	...
CARROLL	76	11	...	7	3	4	...	10	1	...	40
CHAMPAIGN	81	1	1	2	28	7	2	7	23	10	...
CLARK	513	25	28	10	217	29	1	3	73	127	...
CLERMONT	302	74	9	5	125	11	...	23	1	54	...
CLINTON	126	18	...	20	14	11	...	11	38	14	...
COLUMBIANA	48	...	1	21	1	7	6	12	...
COSHOCTON	102	5	11	2	58	5	...	1	2	...	13	5	...
CRAWFORD	137	5	8	11	65	12	5	1	27	3	...
CUYAHOGA	5963	642	2184	22	1621	566	2	19	120	22	52	713	...
DARK F	93	2	7	2	10	6	2	...	41	20	3
DEFIANCE	66	12	36	12	6	...
DELAWARE	93	2	...	4	52	5	1	8	10	11	...
ERIE	436	21	148	30	60	17	...	34	95	31	...
FAIRFIELD	371	25	25	...	252	13	2	21	3	30	...
FAYETTE	49	1	...	8	30	6	...	2	2	...
FRANKLIN	2190	128	133	667	368	347	39	3	25	7	54	419	...
FULTON	94	2	28	...	23	6	...	4	14	17	...
GALLIA	43	2	5	1	3	3	1	2	...	1	6	19	...
GEAUGA	278	65	32	43	61	10	...	7	3	1	18	38	...
GREENE	368	58	72	...	8	20	1	3	1	...	4	201	...
GUERNSEY	185	4	2	33	118	10	1	6	9	2	...
HAMILTON	5369	1184	269	...	1878	169	1	82	40	37	458	1251	...
HANCOCK	179	6	3	...	81	10	2	42	...	1	29	5	...
HARDIN	66	3	...	5	37	14	4	3	...
HARRISON	26	6	...	6	8	5	1	...
HENRY	84	4	...	45	23	8	4	...
HIGHLAND	61	2	1	...	36	5	1	4	1	...	7	4	...
HOCKING	108	3	18	4	45	20	...	9	2	...	2	5	...
HOLMES	22	4	13	3	2	...
HURON	182	13	...	22	...	18	...	3	1	1	25	99	...
JACKSON	124	26	14	3	22	13	2	...	2	...	29	13	...
JEFFERSON	122	6	12	...	95	5	2	2	...
KNOX	69	3	...	10	36	9	10	...	1
LAKE	843	118	9	12	247	62	7	12	3	14	336	43	...
LAWRENCE	122	6	12	...	95	5	2	2	...

-24-

TABLE 6
DELINQUENCY CASES DISPOSED OF BY OHIO JUVENILE COURTS, BY TYPE OF DISPOSITION, BY COUNTY, 1971

COUNTY	TOTAL	TYPE OF DISPOSITION											
		DIS-MISSED	AD-JUSTED OR ADMON-ISHED	CASE HELD OPEN	PRO-BATION	PUBLIC IN-STITUTION FOR DE-LINQUENT CHILDREN	OTHER PUBLIC INSTI-TUTION	OTHER COURT	PUBLIC DEPART-MENT	PRIVATE AGENCY OR INSTI-TUTION	FINE AND/OR COSTS	OTHER DISPO-SITION	DISPO-SITION NOT SPECI-FIED
LOGAN	101	16	2	5	28	10	2	4	12	22	...
LORAIN	738	101	13	...	388	78	4	12	95	42	...
LUCAS	3621	268	1750	57	755	165	2	11	34	70	401	108	...
MADISON	214	76	3	55	39	10	2	20	1	8	...
MAHONING	919	19	656	23	51	25	7	12	12	4	...	104	6
MARION	359	28	3	1	67	49	9	8	53	128	...
MEDINA	298	37	...	34	83	14	1	...	13	...	113	16	...
MEIGS	11	1	...	1	6	1	1	1	...
MERCER	61	5	1	...	6	5	...	5	26	13	...
MIAMI	351	40	...	3	130	36	1	54	35	52	...
MONROE	13	9	...	2	1
MONTGOMERY	4296	656	2066	...	542	96	12	187	75	63	254	345	...
MORGAN	3	2
MORROW	62	5	26	9	...	12	...	2	4	3	1
MUSKINGUM	454	9	24	138	206	16	1	17	13	...	21	9	...
NOBLE	25	3	3	2	17	...
OTTAWA	159	1	43	58	46	5	1	5
PAULDING	54	8	1	18	3	9	...	6	3	...	6
PERRY	36	4	2	...	21	4
PICKAWAY	90	15	6	...	47	12	2	7	1	4	...
PIKE	59	1	...	9	18	18	4	4	5	...
PORTAGE	577	70	11	66	94	108	32	20	2	...	102	72	...
PREBLE	110	15	13	3	23	7	2	19	3	25	...
PUTNAM	64	1	11	52	...
RICHLAND	641	15	10	56	195	137	...	5	21	...	102	100	...
ROSS	199	28	102	...	10	9	...	8	36	6	...
SANDUSKY	143	16	8	31	34	7	...	8	12	27	...
SCIOTO
SENECA	226	10	69	39	73	7	13	7
SHELBY	155	10	10	74	26	...	1	18	1	2	...	5	...
STARK	1914	150	962	15	373	80	12	33	38	2	42	207	...
SUMMIT	3295	336	1239	3	371	122	37	33	6	34	132	981	1
TRUMBULL	542	3	263	56	130	40	1	1	45	3	...
TUSCARAWAS	129	7	3	20	80	9	1	4	3	...	2
UNION	75	1	...	27	11	2	2	8	1	...	22	1	...
VAN WERT	63	1	35	4	...	4	2	...	11	4	...
VINTON	5	4	1	...	2
WARREN	540	33	87	125	148	26	...	51	4	6	35	25	...
WASHINGTON	29	1	5	2	19	2	...
WAYNE	289	29	7	31	68	20	...	4	80	9	...
WILLIAMS	82	3	21	18	12	6	2	4	11	5	...
WOOD	191	16	8	...	124	17	7	...	7	...	8	4	...
WYANDOT	49	6	13	8	9	13	...
ALL COUNTIES	48897	4867	10682	2148	10904	2720	242	1009	469	285	3695	6306	17

-25-

TABLE 7

DELINQUENCY CASES DISPOSED OF BY OHIO JUVENILE COURTS, BY AGE, REASON FOR REFERRAL, AND SEX, 1971

REASON FOR REFERRAL AND SEX	TOTAL	AGE - IN YEARS													18 AND OVER	AGE NOT SPECIFIED
		UNDER 7	7	8	9	10	11	12	13	14	15	16	17			
BOYS AND GIRLS TOTAL.	43297	22	47	117	294	574	1115	1972	3809	6360	8707	10175	9959	130	63	
BOYS TOTAL.....	35502	18	41	102	254	508	944	1530	2917	4975	6890	8577	8583	113	50	
INJURY TO PERSON.....	2374	1	4	7	24	38	90	127	223	304	433	557	552	7	7	
ROBBERY.....	814	1	2	14	20	24	70	97	154	182	244	5	1	
BURGLARY OR ENTRY.....	5817	1	3	23	55	78	179	311	562	922	1168	1293	1195	22	5	
AUTOMOBILE THEFT.....	2315	1	2	9	17	42	123	363	616	649	486	6	1	
OTHER THEFT.....	8770	3	11	20	78	171	306	486	903	1355	1633	1938	1836	21	9	
SEX OFFENSE.....	253	1	1	3	15	14	30	56	52	79	2	...	
UNGOVERNABLE.....	609	2	1	2	2	7	19	23	49	107	125	154	118	
CARELESSNESS OR MISCHIEF..	4868	1	13	22	45	86	164	249	438	689	900	1159	1081	10	11	
SCHOOL TRUANCY.....	299	1	...	1	3	2	7	22	63	91	66	40	1	
RUNNING AWAY.....	420	1	2	5	8	13	35	62	108	119	64	1	2	
TRAFFIC VIOLATION.....	241	1	...	1	1	3	12	17	45	62	97	2	...	
OTHER DELINQUENT BEHAVIOR.	8722	7	9	25	40	96	135	230	466	966	1561	2346	2791	37	13	
GIRLS TOTAL.....	7842	4	6	15	40	66	171	442	892	1385	1817	1598	1376	17	13	
INJURY TO PERSON.....	628	...	2	2	5	9	24	52	87	132	138	85	89	2	1	
ROBBERY.....	55	3	5	2	7	17	7	13	1	...	
BURGLARY OR ENTRY.....	226	3	5	7	12	22	31	34	48	32	31	1	...	
AUTOMOBILE THEFT.....	61	2	...	7	13	19	15	5	
OTHER THEFT.....	3321	5	17	36	89	230	424	590	719	637	565	4	5	
SEX OFFENSE.....	82	4	12	11	15	18	22	
UNGOVERNABLE.....	337	8	13	37	74	82	65	57	...	1	
CARELESSNESS OR MISCHIEF..	560	2	2	...	6	6	15	36	68	84	120	110	110	...	1	
SCHOOL TRUANCY.....	164	...	2	1	2	1	2	8	15	30	46	38	18	...	1	
RUNNING AWAY.....	507	1	2	1	14	47	94	154	125	68	1	...	
TRAFFIC VIOLATION.....	23	2	2	6	5	8	
OTHER DELINQUENT BEHAVIOR.	1878	2	...	4	4	5	15	58	160	314	453	461	390	8	4	

TABLE 8

TRAFFIC CASES DISPOSED OF BY OHIO JUVENILE COURTS, BY CARE PENDING DISPOSITION, AGE, AND SEX, 1971

AGE - IN YEARS - AND SEX	TOTAL	TYPE OF CARE				CARE NOT SPECIFIED
		NO OVERNIGHT DETENTION CARE	OVERNIGHT OR LONGER		OTHER PLACE	
			JAIL OR POLICE STATION	DETENTION HOME		
BOYS AND GIRLS, TOTAL...	69686	66612	90	281	620	2039
BOYS, TOTAL.....	60412	57774	82	270	538	1748
07.....	1	1
08.....	1	1
09.....	7	7
10.....	39	35
11.....	85	82	3
12.....	252	241	2	9
13.....	626	599	...	2	5	20
14.....	1390	1314	2	14	10	50
15.....	2712	2547	15	32	28	90
16.....	18711	17900	14	75	181	541
17.....	35990	34452	47	143	313	1035
18.....	523	516	2	4	1	...
19.....	21	21
20.....	6	6
21 AND OVER.....	1	1
AGE NOT SPECIFIED.....	47	47
GIRLS, TOTAL.....	9230	8838	8	11	82	291
08.....	1	1
10.....	2	2
11.....	3	3
12.....	24	22	...	1	...	1
13.....	47	43	...	1	1	2
14.....	169	152	2	4	3	8
15.....	309	292	2	...	4	11
16.....	2842	2743	3	2	18	76
17.....	5730	5478	1	3	55	193
18.....	101	100	1	...
19.....	1	1
AGE NOT SPECIFIED.....	1	1

TABLE 9

TRAFFIC CASES DISPOSED OF BY OHIO JUVENILE COURTS, BY TYPE OF DISPOSITION, AGE, AND SEX, 1971

AGE - IN YEARS - AND SEX	TOTAL	TYPE OF DISPOSITION												
		DIS- MISSED	AD- JUSTED OR ADMON- ISHED	CASE HELD OPEN	PRO- BATION	PUBLIC IN- STITUTION FOR DE- LINQUENT CHILDREN	OTHER PUBLIC INSTI- TUTION	OTHER COURT	PUBLIC DEPART- MENT	PRIVATE AGENCY OR INSTI- TUTION	FINE AND-OR COSTS	OTHER DISPO- SITION	DISPO- SITION NOT SPECI- FIED	
BOYS AND GIRLS, TOTAL...	60686	3152	3289	1938	550	46	9	2384	1	...	42779	15485	9	
BOYS, TOTAL.....	60412	2786	2883	1680	477	46	9	2076	1	...	37012	13435	7	
07.....	1	1	...
08.....	1	1	...
09.....	7	...	2	4	1
10.....	39	2	7	26	4
11.....	85	4	12	2	61	6
12.....	252	3	43	1	1	174	30
13.....	626	19	71	3	9	3	453	68
14.....	1390	50	175	18	23	24	909	191
15.....	2712	75	235	39	47	7	4	65	1	1769	470
16.....	18711	751	837	556	176	8	2	647	11487	4245
17.....	35990	1764	1498	1051	221	27	3	1326	21751	8344
18.....	523	98	1	5	6	345	68
19.....	21	12	8	1
20.....	6	5	1
21 AND OVER.....	1	1
AGE NOT SPECIFIED.....	47	2	2	5	1	4	...	3	24	6
GIRLS, TOTAL.....	9230	366	406	258	73	308	5767	2050	2	
08.....	1	...	1
10.....	2	2	...
11.....	3	...	1	2	...
12.....	24	...	3	...	1	18	2
13.....	47	4	8	1	1	29	4
14.....	169	13	11	3	4	8	116	13
15.....	309	7	17	6	3	23	184	69
16.....	2842	129	127	79	28	73	1772	634
17.....	5730	207	237	169	36	201	3564	1315
18.....	101	6	1	2	79	13
19.....	1	1	...
AGE NOT SPECIFIED.....	1	1

TABLE 10

DEPENDENCY AND NEGLECT CASES DISPOSED OF BY OHIO JUVENILE COURTS, BY SOURCE OF REFERRAL, REASON FOR REFERRAL, AND SEX, 1971

REASON FOR REFERRAL AND SEX	TOTAL	SOURCE OF REFERRAL							
		PARENT OR RELATIVE	PROBATION OFFICER	LAW ENFORCEMENT OFFICER	OTHER COURT	SCHOOL DEPARTMENT	SOCIAL AGENCY	OTHER SOURCE	SOURCE NOT SPECIFIED
BOYS AND GIRLS TOTAL.....	6406	1230	194	237	51	91	4123	454	7
BOYS TOTAL.....	3212	599	97	129	29	52	2081	221	4
LACK OF CARE OR SUPPORT.....	1327	230	45	61	10	14	884	81	2
ABANDONMENT OR DESERTION.....	83	33	1	7	28	14	...
ABUSE OR CRUEL TREATMENT.....	28	10	2	2	11	3	...
CONDITIONS INJURIOUS TO MORALS.....	29	8	2	1	...	2	12	4	...
PHYSICALLY HANDICAPPED.....	11	3	7	1	...
PLACEMENT OR CUSTODY.....	1523	264	40	38	19	15	1049	96	2
CONSENT TO MARRY.....	9	9
OTHER REASON.....	202	42	7	20
GIRLS TOTAL.....	3175	631	97	108	22	39	2042	233	3
LACK OF CARE OR SUPPORT.....	1271	240	39	49	7	14	830	90	2
ABANDONMENT OR DESERTION.....	87	30	1	2	43	11	...
ABUSE OR CRUEL TREATMENT.....	39	8	3	5	19	4	...
CONDITIONS INJURIOUS TO MORALS.....	51	20	3	10	16	2	...
PHYSICALLY HANDICAPPED.....	14	4	10
PLACEMENT OR CUSTODY.....	1532	286	33	34	14	12	1049	103	1
CONSENT TO MARRY.....	6	6
OTHER REASON.....	175	37	18	8	1	13	75	23	...

TABLE 11

DEPENDENCY AND NEGLECT CASES DISPOSED OF BY OHIO JUVENILE COURTS, BY AGE, REASON FOR REFERRAL, AND SEX, 1971.

REASON FOR REFERRAL AND SEX	TOTAL	AGE - IN YEARS																		18 AND OVER	AGE NOT SPEC
		UNDER 1	1	2	3	4	5	6	7	8	9	10	11	12	13	14	15	16	17		
BOYS AND GIRLS TOTAL.....	6406	604	477	413	378	324	316	306	312	287	318	283	313	311	349	372	351	306	193	6	168
BOYS TOTAL.....	3212	295	242	226	190	173	156	167	166	154	166	160	153	152	173	183	132	135	99	3	87
LACK OF CARE OR SUPPORT.....	1327	122	106	109	75	79	67	76	81	62	80	60	63	61	69	66	49	46	30	1	25
ABANDONMENT OR DESERTION.....	83	8	10	6	6	6	6	8	1	3	3	5	7	3	3	4	1	2	1
ABUSE OR CRUEL TREATMENT.....	28	2	...	4	...	1	1	3	4	2	...	2	...	1	2	2	1	2	1
COND. INJURIOUS TO MORALS.....	29	...	1	...	2	1	1	3	2	3	1	3	2	2	1	1	...	1	4	...	1
PHYSICALLY HANDICAPPED.....	11	2	4	...	2	1	1	...	1
PLACEMENT OR CUSTODY.....	1523	143	114	92	96	76	71	67	72	71	76	82	73	79	87	87	65	70	43	2	57
CONSENT TO MARRY.....	9	1	8
OTHER REASON.....	202	18	7	15	9	9	10	10	6	12	6	7	8	6	11	23	16	13	12	...	4
GIRLS TOTAL.....	3175	309	235	187	188	151	160	139	146	133	152	123	160	159	176	189	219	171	94	3	81
LACK OF CARE OR SUPPORT.....	1271	126	106	77	80	67	74	54	63	64	69	56	71	58	73	65	70	52	25	1	20
ABANDONMENT OR DESERTION.....	87	14	11	9	9	8	6	9	2	7	1	...	4	1	1	2	2	1
ABUSE OR CRUEL TREATMENT.....	39	4	3	3	1	2	1	...	1	2	3	...	2	2	6	1	3	4	1
COND. INJURIOUS TO MORALS.....	51	...	1	...	3	2	1	1	5	1	2	3	3	8	2	7	4	4	3	...	1
PHYSICALLY HANDICAPPED.....	14	6	3	2	1	1	1
PLACEMENT OR CUSTODY.....	1532	145	105	89	83	64	75	68	70	53	72	55	71	82	82	102	110	90	56	1	59
CONSENT TO MARRY.....	6	6
OTHER REASON.....	175	14	6	7	11	7	3	7	5	6	5	9	9	8	11	12	24	20	10	1	...

- 30 -

TABLE 12

DEPENDENCY AND NEGLECT CASES DISPOSED OF BY OHIO JUVENILE COURTS, BY TYPE OF CARE PENDING DISPOSITION, REASON FOR REFERRAL, AND SEX, 1971

REASON FOR REFERRAL AND SEX	TOTAL	TYPE OF CARE					TYPE OF CARE NOT SPECIFIED
		NO OVERNIGHT DETENTION	OVERNIGHT OR LONGER				
			JAIL OR POLICE STATION	DETENTION HOME	BOARDING HOME		
BOYS AND GIRLS TOTAL.....	6406	4434	17	42	687	1192	15
BOYS TOTAL.....	3212	2241	11	17	353	586	4
LACK OF CARE OR SUPPORT.....	1327	939	3	3	97	285	...
ABANDONMENT OR DESERTION.....	83	46	13	24	...
ABUSE OR CRUEL TREATMENT.....	28	14	1	1	3	6	...
CONDITIONS INJURIOUS TO MORALS.....	29	19	...	2	2	6	...
PHYSICALLY HANDICAPPED.....	11	1	1	7	...
PLACEMENT OR CUSTODY.....	1523	1125	3	4	190	197	4
CONSENT TO MARRY.....	9	9
OTHER REASON.....	202	88	4	7	45	58	...
GIRLS TOTAL.....	3175	2193	6	25	334	606	11
LACK OF CARE OR SUPPORT.....	1271	871	2	7	108	283	...
ABANDONMENT OR DESERTION.....	87	37	19	31	...
ABUSE OR CRUEL TREATMENT.....	39	20	9	10	...
CONDITIONS INJURIOUS TO MORALS.....	51	31	...	1	4	15	...
PHYSICALLY HANDICAPPED.....	14	4	3	7	...
PLACEMENT OR CUSTODY.....	1532	1122	4	12	166	217	11
CONSENT TO MARRY.....	6	6
OTHER REASON.....	175	102	...	5	25	43	...

- 31 -

TABLE 13

DEPENDENCY AND NEGLECT CASES DISPOSED OF BY OHIO JUVENILE COURTS, BY TYPE OF DISPOSITION, REASON FOR REFERRAL, AND SEX, 1971

REASON FOR REFERRAL AND SEX	TOTAL	TYPE OF DISPOSITION											
		DIS- MISSED	AD JUSTED OR ADMON- ISHED	CASE HELD OPEN	PRO- BATION	PUBLIC IN- STITUTION FOR DE- LINQUENT CHILDREN	OTHER PUBLIC INSTI- TUTION	OTHER COURT	PUBLIC DEPT.	PRIVATE AGENCY OR INSTI- TUTION	FINE AND-OR COSTS	OTHER DISPO- SITION	DISPO- STITION NOT SPECI- FIED
BOYS AND GIRLS TOTAL.....	6406	529	70	518	30	8	446	25	3164	184	10	1403	
BOYS TOTAL.....	3212	258	32	292	18	4	221	11	1567	103	4	702	...
LACK OF CARE OR SUPPORT.....	1327	112	19	184	7	...	120	4	554	62	1	264	...
ABANDONMENT OR DESERTION.....	83	5	...	6	3	1	42	1	...	25	...
ABUSE OR CRUEL TREATMENT.....	28	7	...	6	1	1	4	...	4	5	...
CONDITIONS INJURIOUS TO MORALS.....	29	4	2	3	10	5	...	5	...
PHYSICALLY HANDICAPPED.....	11	1	1	...	9
PLACEMENT OR CUSTODY.....	1523	110	3	64	1	1	91	6	845	32	3	367	...
CONSENT TO MARRY.....	9	1	8	...
OTHER REASON.....	202	19	8	29	6	2	4	...	103	3	...	28	...
GIRLS TOTAL.....	3175	271	38	226	12	4	225	14	1597	81	6	701	...
LACK OF CARE OR SUPPORT.....	1271	99	15	138	6	1	126	5	558	34	4	285	...
ABANDONMENT OR DESERTION.....	87	6	...	12	2	1	52	6	...	8	...
ABUSE OR CRUEL TREATMENT.....	39	7	...	6	1	1	3	...	13	2	...	6	...
CONDITIONS INJURIOUS TO MORALS.....	51	5	4	5	1	1	21	1	...	13	...
PHYSICALLY HANDICAPPED.....	14	1	...	13
PLACEMENT OR CUSTODY.....	1532	133	13	42	2	2	91	5	865	35	1	343	...
CONSENT TO MARRY.....	6	6	...
OTHER REASON.....	175	21	6	23	2	...	2	2	75	3	1	40	...

TABLE 14

SPECIAL SERVICE CASES DISPOSED OF BY OHIO JUVENILE COURTS, BY SOURCE OF REFERRAL, REASON FOR REFERRAL, AND SEX, 1971

REASON FOR REFERRAL AND SEX	TOTAL	SOURCE OF REFERRAL							SOURCE NOT SPECIFIED
		PARENT OR RELATIVE	PROBATION OFFICER	LAW ENFORCEMENT OFFICER	OTHER COURT	SCHOOL DEPARTMENT	SOCIAL AGENCY	OTHER SOURCE	
BOYS AND GIRLS TOTAL.....	2269	1393	23	153	223	11	147	283	35
BOYS TOTAL.....	1268	755	12	102	128	8	78	167	18
LACK OF CARE OR SUPPORT.....	6	3	1	1
ABANDONMENT OR DESERTION.....	3	3	1
ABUSE OR CRUEL TREATMENT.....	1	1
PLACEMENT OR CUSTODY.....	223	175	1	3	4	...	28	12	...
CONSENT TO MARRY.....	707	469	6	4	101	...	2	107	18
OTHER REASON.....	328	104	4	95	23	7	47	48	...
GIRLS TOTAL.....	1000	638	11	51	95	3	69	116	17
LACK OF CARE OR SUPPORT.....	7	6	1	...
ABUSE OR CRUEL TREATMENT.....	2	1	1
CONDITIONS INJURIOUS TO MORALS.....	4	1	1	1	1	...
PLACEMENT OR CUSTODY.....	243	187	1	2	8	...	38	7	...
CONSENT TO MARRY.....	513	326	1	2	69	...	2	96	17
OTHER REASON.....	231	117	7	47	18	3	28	11	...

TABLE 15

SPECIAL SERVICE CASES DISPOSED OF BY OHIO JUVENILE COURTS, BY AGE, REASON FOR REFERRAL, AND SEX, 1971

REASON FOR REFERRAL AND SEX	TOTAL	AGE - IN YEARS																		18 AND OVER	AGE NOT SPEC
		UNDER 1	1	2	3	4	5	6	7	8	9	10	11	12	13	14	15	16	17		
BOYS AND GIRLS TOTAL	2269	76	37	42	40	40	45	47	46	33	40	42	58	43	52	120	373	266	699	165	4
BOYS TOTAL	1268	38	18	18	17	21	22	27	22	17	23	19	29	26	23	41	58	170	586	90	3
LACK OF CARE OR SUPPORT	6	2	...	1	1	2
ABANDONMENT OR DESERTION	3	1	...	1	1
ABUSE OR CRUEL TREATMENT	1	1
PLACEMENT OR CUSTODY	223	33	12	9	11	9	11	12	10	8	7	8	16	11	9	14	19	8	11	3	2
CONSENT TO MARRY	707	1	1	7	109	503	86	...
OTHER REASON	328	3	6	8	6	12	11	13	12	8	15	11	13	15	13	25	32	53	70	1	1
GIRLS TOTAL	1000	38	19	24	23	19	23	20	24	16	17	23	29	17	29	79	315	96	113	75	1
LACK OF CARE OR SUPPORT	7	1	1	...	1	1	3
ABUSE OR CRUEL TREATMENT	2	1	1
COND. INJURIOUS TO MORALS	4	1	1	...	1	1
PLACEMENT OR CUSTODY	243	30	15	13	14	11	9	8	11	5	8	10	15	10	12	25	23	13	9	1	1
CONSENT TO MARRY	513	1	34	263	61	80	74	...
OTHER REASON	231	7	3	11	8	8	13	12	13	11	9	13	14	6	15	19	28	20	21

TABLE 16

SPECIAL SERVICE CASES DISPOSED OF BY OHIO JUVENILE COURTS, BY TYPE OF CARE PENDING DISPOSITION, REASON FOR REFERRAL, AND SEX, 1971

REASON FOR REFERRAL AND SEX	TOTAL	TYPE OF CARE					TYPE OF CARE NOT SPECIFIED
		NO OVERNIGHT DETENTION	OVERNIGHT OR LONGER				
			JAIL OR POLICE STATION	DETENTION HOME	BOARDING HOME		
BOYS AND GIRLS TOTAL	2269	1916	75	16	24	200	37
BOYS TOTAL	1268	1056	54	5	13	119	21
LACK OF CARE OR SUPPORT	6	5	1	...
ABANDONMENT OR DESERTION	3	3
ABUSE OR CRUEL TREATMENT	1	1
PLACEMENT OR CUSTODY	223	180	1	...	4	37	1
CONSENT TO MARRY	707	631	2	1	...	53	20
OTHER REASON	328	239	51	4	6	28	...
GIRLS TOTAL	1000	860	21	11	11	81	16
LACK OF CARE OR SUPPORT	7	7
ABUSE OR CRUEL TREATMENT	2	1	...	1
CONDITIONS INJURIOUS TO MORALS	4	4
PLACEMENT OR CUSTODY	243	208	...	1	4	30	...
CONSENT TO MARRY	513	452	45	16
OTHER REASON	231	188	21	9	7	6	...

TABLE 17

SPECIAL SERVICE CASES DISPOSED OF BY OHIO JUVENILE COURTS, BY TYPE OF DISPOSITION, REASON FOR REFERRAL, AND SEX, 1971

REASON FOR REFERRAL AND SEX	TOTAL	TYPE OF DISPOSITION											
		DIS-MISSED	ADJUSTED OR ADMON-ISHED	CASE HELD OPEN	PRO-BATION	PUBLIC IN-STITUTION FOR DE-LINQUENT CHILDREN	OTHER PUBLIC INSTI-TUTION	OTHER COURT	PUBLIC DEPT.	PRIVATE AGENCY OR INSTI-TUTION	FINE AND-OR COSTS	OTHER DISPO-SITION	DISPO-SITION NOT SPECI-FIED
BOYS AND GIRLS TOTAL.....	2269	102	73	55	13	1	12	49	63	4	1	1846	49
BOYS TOTAL.....	1268	55	41	35	3	1	6	26	34	1	...	1040	26
LACK OF CARE OR SUPPORT.....	6	1	2	1	1	1	...
ABANDONMENT OR DESERTION.....	3	3
ABUSE OR CRUEL TREATMENT.....	1	1	...
PLACEMENT OR CUSTODY.....	223	16	1	7	1	...	1	7	21	168	1
CONSENT TO MARRY.....	707	15	9	5	1	10	5	637	25
OTHER REASON.....	328	20	29	22	1	1	5	9	7	1	...	233	...
GIRLS TOTAL.....	1000	47	32	20	10	...	6	23	29	3	1	806	23
LACK OF CARE OR SUPPORT.....	7	1	2	1	1	1	1	...
ABUSE OR CRUEL TREATMENT.....	2	1	1
CONDITIONS INJURIOUS TO MORALS.....	4	1	1	1	...	1
PLACEMENT OR CUSTODY.....	243	15	2	7	3	15	17	184	...
CONSENT TO MARRY.....	513	10	9	1	1	7	2	460	23
OTHER REASON.....	231	20	19	10	8	...	2	...	9	1	1	161	...

TABLE 18

ADULT CASES DISPOSED OF BY OHIO JUVENILE COURTS, BY TYPE OF DISPOSITION, REASON FOR REFERRAL, AND SEX, 1971

REASON FOR REFERRAL AND SEX	TOTAL	TYPE OF DISPOSITION													
		DIS-MISSED	ADJUSTED OR ADMON-ISHED	CON-TINUED	OTHER COURT	AC-QUIT-TED	DE-FERRED	COM-MIT-TED	FINE AND-OR COSTS	COM-MIT-MENT, FINE, AND-OR COSTS	SEN-TENCE SUS-PEN-DED	PRO-BATION	COURT ORDER TO SUP-PORT	OTHER DISPO-SITION	DISPO-SITION NOT SPECI-FIED
MALES AND FEMALES TOTAL.....	8461	1741	1138	1378	67	43	45	345	453	207	490	407	1629	512	...
MALES TOTAL.....	7693	1534	1082	1246	57	36	44	316	389	186	424	351	1604	424	...
NONSUPPORT.....	3635	622	924	401	25	4	31	199	16	16	231	184	835	147	...
CONTRIBUTING TO- DELINQUENCY.....	770	198	23	114	6	8	3	49	162	54	63	46	1	43	...
DEPENDENCY AND NEGLECT.....	376	124	27	44	7	1	1	9	12	11	24	35	21	60	...
ACTING IN A WAY TO CAUSE DELINQUENCY.....	586	160	13	105	1	4	5	31	113	67	28	27	1	31	...
ABANDONMENT OR DESERTION.....	7	4	...	1	2
ABUSE OR CRUEL TREATMENT.....	162	51	5	43	1	1	...	13	13	3	9	14	1	8	...
PATERNITY.....	1582	275	81	392	10	13	1	3	8	1	11	11	698	88	...
VIOLATION OF SCHOOL LAW.....	118	35	5	18	...	2	3	...	11	2	30	12
VIOLATION OF LABOR LAW.....	1	1	...
OTHER REASON.....	456	65	4	128	7	3	...	12	54	32	36	22	47	46	...
FEMALES TOTAL.....	762	207	56	132	10	7	1	29	64	21	66	56	25	88	...
NONSUPPORT.....	38	8	1	7	...	1	1	4	2	...	2	5	6	1	...
CONTRIBUTING TO- DELINQUENCY.....	109	33	10	15	...	1	...	7	14	4	9	9	1	6	...
DEPENDENCY AND NEGLECT.....	242	52	29	43	7	1	...	13	9	3	19	25	3	38	...
ACTING IN A WAY TO CAUSE DELINQUENCY.....	117	44	11	16	1	2	12	9	8	2	1	11	...
ABANDONMENT OR DESERTION.....	6	1	...	1	1	1	1	...	1
ABUSE OR CRUEL TREATMENT.....	40	18	1	2	1	2	...	1	2	1	6	4	...	2	...
PATERNITY.....	14	4	1	3	1	5
VIOLATION OF SCHOOL LAW.....	84	30	1	9	...	1	16	1	16	6	...	4	...
OTHER REASON.....	112	17	2	36	...	1	...	2	7	2	6	4	9	26	...

TABLE 19

ADULT CASES DISPOSED OF BY OHIO JUVENILE COURTS, BY NUMBER OF CHILDREN INVOLVED, REASON FOR REFERRAL, AND SEX, 1971

REASON FOR REFERRAL AND SEX	TOTAL	NUMBER OF CHILDREN										
		1	2	3	4	5	6	7	8	9	10 OR MORE	NOT SPECIFIED
MALES AND FEMALES TOTAL	8461	5016	1613	814	470	203	110	26	22	3	11	167
MALES TOTAL	7693	4611	1468	736	412	179	86	18	16	2	11	154
NONSUPPORT CONTRIBUTING TO-	3635	1598	1027	524	284	124	48	9	8	...	5	8
DELINQUENCY	770	521	132	63	22	6	5	1	20
DEPENDENCY AND NEGLECT	376	128	79	64	55	20	17	4	3	1	1	4
ACTING IN A WAY TO CAUSE DELINQUENCY	586	405	95	32	16	19	12	...	2	...	5	...
ABANDONMENT OR DESERTION	7	2	...	1	4
ABUSE OR CRUEL TREATMENT	162	143	9	4	1	2	1	...	1	1
PATERNITY	1582	1433	25	6	1	2	115
VIOLATION OF SCHOOL LAW	118	92	14	8	1	2	...	1
VIOLATION OF LABOR LAW	1	1
OTHER REASON	456	288	87	34	32	4	3	3	2	1	...	2
FEMALES TOTAL	762	405	145	78	58	24	24	8	6	1	...	13
NONSUPPORT CONTRIBUTING TO-	38	23	5	5	3	...	2
DELINQUENCY	109	70	21	8	5	5
DEPENDENCY AND NEGLECT	242	70	56	37	31	17	17	6	4	1	...	3
ACTING IN A WAY TO CAUSE DELINQUENCY	117	79	13	11	8	2	3	1
ABANDONMENT OR DESERTION	6	...	3	2	1
ABUSE OR CRUEL TREATMENT	40	33	3	2	2
PATERNITY	14	12	...	1	1
VIOLATION OF SCHOOL LAW	84	58	13	7	2	4
OTHER REASON	112	60	31	5	8	1	2	1	2	2

TABLE 20

DELINQUENCY CASES DISPOSED OF BY OHIO JUVENILE COURTS, BY PREVIOUS COURT EXPERIENCE, REASON FOR REFERRAL, AND SEX, 1971

REASON FOR REFERRAL AND SEX	TOTAL	PREVIOUS COURT EXPERIENCE									
		NOT PREV. DEALT WITH	LAST DEALT PRIOR YEAR	THIS YEAR IN TYPE NOT SPEC.	THIS YR. DELINQUENCY	THIS YR. DEPENDENCY	THIS YR. NEGLECT	THIS YR. SPEC. PROC.	THIS YR. TRAFFIC	THIS YR. UNRULY	NOT SPEC.
BOYS AND GIRLS TOTAL	43397	24859	9779	366	6775	38	14	21	644	794	54
BOYS TOTAL	35502	19542	8532	293	5852	35	13	17	614	554	50
INJURY TO PERSON	2374	1316	565	12	428	31	20	2
ROBBERY	814	361	251	2	166	...	4	...	16	9	5
BURGLARY OR ENTRY	5817	2964	1542	39	1070	21	...	4	87	77	13
AUTOMOBILE THEFT	2315	1003	647	19	554	1	24	63	3
OTHER THEFT	8770	5458	1816	76	1150	5	3	10	120	121	11
SEX OFFENSE	253	143	72	...	33	1	4	...
UNGOVERNABLE	609	318	162	2	94	13	18	2
CARELESSNESS OR MISCHIEF	4868	3038	1020	13	655	1	104	33	4
SCHOOL TRUANCY	299	98	110	7	58	8	18	...
RUNNING AWAY	420	201	108	4	88	1	2	16	...
TRAFFIC VIOLATION	241	109	56	3	62	7	1	3
OTHER DELINQUENT BEHAVIOR	8722	4533	2183	116	1494	6	5	3	201	174	7
GIRLS TOTAL	7842	5317	1247	73	923	3	1	4	30	240	4
INJURY TO PERSON	628	459	101	2	57	1	8	...
ROBBERY	55	30	13	1	9	2
BURGLARY OR ENTRY	226	164	27	...	28	1	6	...
AUTOMOBILE THEFT	61	38	13	...	6	1	3	...
OTHER THEFT	3321	2743	348	18	152	11	46	1
SEX OFFENSE	82	44	18	1	11	...	1	2	1	6	...
UNGOVERNABLE	337	157	107	1	50	2	...	1	1	6	...
CARELESSNESS OR MISCHIEF	560	408	70	1	71	1	1	17	1
SCHOOL TRUANCY	164	63	57	1	23	1	9	...
RUNNING AWAY	507	230	136	12	106	3	17	...
TRAFFIC VIOLATION	23	15	3	...	5	1	1	21	...
OTHER DELINQUENT BEHAVIOR	1878	966	354	36	405	10	107	...

TABLE 21
CONTINUED

COUNTY	UNRULY					ADULT				
	TOTAL	W.	N.	O.	UNK.	TOTAL	W.	N.	O.	UNK.
ADAMS	12	12	2	2
ALLEN	276	205	61	...	10	129	23	29	...	77
ASHLAND	38	37	1	20	19	1
ASHTABULA	344	337	7	189	167	5	...	17
ATHENS	23	23	21	21
AUGLAIZE	51	51	12	12
BELMONT	257	254	3	49	46	3
BROWN	26	26	17	17
BUTLER	442	414	28	211	175	36
CARROLL	5	5
CHAMPAIGN	32	9	23	5	5
CLARK	308	255	45	...	8	194	162	32
CLERMONT	118	117	1	24	23	1
CLINTON	100	100	98	98
COLUMBIANA	389	382	7	198	187	11
COSHOCTON	31	29	2	54	51	3
CRAWFORD	63	63	65	65
CUYAHOGA	1774	1064	696	12	2	534	144	377	...	13
DARKE	5	5	6	6
DEFIANCE	19	19	21	21
DELAWARE	133	126	7	104	94	10
ERIE	152	137	15	74	42	32
FAIRFIELD	83	83	54	54
FAYETTE	63	62	1	65	64	1
FRANKLIN	737	516	221	2464	1594	869	1	...
FULTON	56	56	5	5
GALLIA	13	13	16	15	1
GAUGA	105	104	1	62	59	3
GREENE	23	20	3
GUERNSSEY	79	79	16	16
HAMILTON	2649	1573	1076	37	31	6
HANCOCK	171	170	1	40	38	1	...	1
HARDIN	6	6	28	27	1
HARRISON	3	3	4	3	1
HENRY	12	11	...	1	...	5	2	...	3	...
HIGHLAND	27	27	56	53	3
HOCKING	89	86	3	49	49
HOLMES	26	26	5	5
HURON	116	113	...	3	...	34	30	2	2	...
JACKSON	81	81	25	25
JEFFERSON	111	91	20	48	29	19
KNOX	22	22	7	7
LAKE	380	373	7	88	...	19	...	69
LAWRENCE	90	67	5	87	84	1
LICKING	68	66	2	77	75	2

-42-

CONTINUED

COUNTY	UNRULY					ADULT				
	TOTAL	W.	N.	O.	UNK.	TOTAL	W.	N.	O.	UNK.
LOGAN	72	67	5	58	51	7
LORAIN	414	335	78	...	1	79	67	7	...	5
LUCAS	435	304	131	302	157	145
MADISON	64	64	137	125	12
MAHONING	633	370	263	9	8	1
MARION	253	22	1	...	230	52	5	2	...	45
MEDINA	52	51	1	8	8
MEIGS	77	75	2	29	28	1
MERCER	72	72	10	10
MIAMI	109	107	2	79	71	8
MONROE	2	2	4	4
MONTGOMERY	1234	1017	216	1	...	30	24	6
MORGAN	19	18	1
MORROW	23	23	21	21
MUSKINGUM	207	186	20	...	1	360	303	57
NOBLE	13	13	4	4
OTTAWA	76	71	5
PAULDING	6	5	1	15	15
PERRY
PICKAWAY	132	131	1	42	42
PIKE	48	48	34	30	4
PORTAGE	405	398	7	295	262	33
PREBLE	118	118	11	11
PUTNAM	8	8	1	1
RICHLAND	251	218	33	209	23	1	...	185
ROSS	36	33	3	41	41
SANDUSKY	74	69	...	5	...	2	1	1
SCIOTO
SENECA	167	157	9	...	1	211	176	28	5	2
SHELBY	118	116	2	76	76
STARK	681	569	112	268	215	53
SUMMIT	1497	1141	351	...	4	431	431
TRUMBULL	553	467	86	23	17	6
TUSCARAWAS	49	45	4	27	27
UNION	80	80	25	25
VAN WERT	19	19	21	19	2
VINTON	24	24	2	2
WARREN	286	280	6	107	99	2	...	6
WASHINGTON	81	79	2
WAYNE	172	151	4	59	49	5	...	1
WILLIAMS	34	34	32	32
WOOD	129	129	48	48
WYANDOT	6	6
ALL COUNTIES	...	14212	...	23	...	8401	...	1848	...	1085
	18337	...	3556	...	511	...	5511	...	11	...

-43-

TABLE 22

UNRULY CASES DISPOSED OF BY OHIO JUVENILE COURTS, BY SOURCE OF REFERRAL, REASON FOR REFERRAL, AND SEX, 1971

REASON FOR REFERRAL AND SEX	TOTAL	SOURCE OF REFERRAL							SOURCE NOT SPECIFIED
		PARENT OR RELATIVE	PROBATION OFFICER	LAW ENFORCEMENT OFFICER	OTHER COURT	SCHOOL DEPARTMENT	SOCIAL AGENCY	OTHER SOURCE	
BOYS AND GIRLS TOTAL.....	18337	4196	1092	7864	80	3665	455	949	1
BOYS TOTAL.....	10136	1700	603	4744	48	2288	168	585	...
UNGOVERNABLE.....	1925	1047	80	433	2	222	60	81	...
CARELESSNESS OR MISCHIEF.....	789	14	5	560	5	47	2	156	...
SCHOOL TRUANCY.....	2419	63	81	287	4	1960	13	11	...
RUNNING AWAY.....	1729	484	74	1043	13	14	72	29	...
COND. INJURIOUS TO MORALS.....	423	9	26	364	2	3	1	18	...
OTHER REASON.....	2851	83	337	2057	22	42	20	290	...
GIRLS TOTAL.....	8166	2496	489	3120	32	1377	287	364	1
UNGOVERNABLE.....	2019	1303	84	348	3	126	94	61	...
CARELESSNESS OR MISCHIEF.....	142	13	2	97	2	4	...	23	1
SCHOOL TRUANCY.....	1479	61	65	142	2	1193	6	10	...
RUNNING AWAY.....	3200	991	187	1740	18	25	157	82	...
COND. INJURIOUS TO MORALS.....	238	24	16	175	2	4	7	10	...
OTHER REASON.....	1088	104	135	618	5	25	23	178	...

TABLE 23

UNRULY CASES DISPOSED OF BY OHIO JUVENILE COURTS, BY TYPE OF DISPOSITION, REASON FOR REFERRAL, AND SEX, 1971

REASON FOR REFERRAL AND SEX	TOTAL	TYPE OF DISPOSITION											
		DIS-MISSED	AD-JUSTED OR ADMON-ISHED	CASE HELD OPEN	PRO-BATION	PUBLIC IN-STITUTION FOR DE-LINQUENT CHILDREN	OTHER PUBLIC INSTI-TUTION	OTHER COURT	PUBLIC DEPART-MENT	PRIVATE AGENCY OR INSTI-TUTION	FINE AND-OR COSTS	OTHER DISPO-SITION	DISPO-SITION NOT SPECI-FIED
BOYS AND GIRLS TOTAL..	18337	1747	3940	1126	5950	469	137	456	451	184	873	2960	9
BOYS TOTAL.....	10136	1043	2298	641	2832	202	70	285	192	92	704	1773	4
UNGOVERNABLE.....	1925	233	301	90	797	64	14	7	63	34	40	280	2
CARELESSNESS OR MISCHIEF...	789	57	345	50	132	3	...	9	...	1	60	132	...
SCHOOL TRUANCY.....	2419	276	557	135	819	36	10	2	43	8	48	485	...
RUNNING AWAY.....	1729	187	391	89	448	35	32	163	63	35	7	279	...
COND. INJURIOUS TO MORALS..	423	33	84	46	100	5	3	9	2	...	70	71	...
OTHER REASON.....	2851	257	620	231	536	59	11	95	21	14	479	526	2
GIRLS TOTAL.....	8166	704	1642	485	3118	267	67	171	259	92	169	1187	5
UNGOVERNABLE.....	2019	208	315	106	949	85	8	8	78	23	23	213	3
CARELESSNESS OR MISCHIEF...	142	7	52	14	29	1	2	...	13	24	...
SCHOOL TRUANCY.....	1479	164	329	89	570	17	7	2	25	7	15	254	...
RUNNING AWAY.....	3200	248	683	190	1133	128	36	121	124	55	8	472	2
COND. INJURIOUS TO MORALS..	238	17	37	18	97	3	1	3	2	1	9	50	...
OTHER REASON.....	1088	60	226	68	340	34	15	36	28	6	101	174	...

TABLE 24

UNRULY CASES DISPOSED OF BY OHIO JUVENILE COURTS, BY TYPE OF CARE PENDING DISPOSITION, REASON FOR REFERRAL, AND SEX, 1971

REASON FOR REFERRAL AND SEX	TOTAL	TYPE OF CARE					TYPE OF CARE NOT SPECIFIED
		NO OVERNIGHT DETENTION	OVERNIGHT OR LONGER			OTHER PLACE	
			JAIL OR POLICE STATION	DETENTION HOME	BOARDING HOME		
BOYS AND GIRLS TOTAL.....	18337	11893	717	5475	24	178	15
BOYS TOTAL.....	10136	7078	428	2484	7	127	12
UNGOVERNABLE.....	1925	1214	59	631	2	14	5
CARELESSNESS OR MISCHIEF.....	789	700	16	60	1	11	1
SCHOOL TRUANCY.....	2419	2110	44	213	...	49	3
RUNNING AWAY.....	1729	707	99	911	2	10	...
COND. INJURIOUS TO MORALS.....	423	348	42	25	...	6	2
OTHER REASON.....	2851	1999	168	644	2	37	1
GIRLS TOTAL.....	8166	4815	289	2991	17	51	3
UNGOVERNABLE.....	2019	1183	42	781	3	10	...
CARELESSNESS OR MISCHIEF.....	142	119	8	11	...	4	...
SCHOOL TRUANCY.....	1479	1295	35	143	1	5	...
RUNNING AWAY.....	3200	1246	135	1788	9	20	2
COND. INJURIOUS TO MORALS.....	238	183	28	20	2	4	1
OTHER REASON.....	1088	789	41	240	2	8	...

-46-

TABLE 25

UNRULY CASES DISPOSED OF BY OHIO JUVENILE COURTS, BY AGE, REASON FOR REFERRAL, AND SEX, 1971

REASON FOR REFERRAL AND SEX	TOTAL	AGE - IN YEARS													AGE NOT SPECIFIED
		UNDER 7	7	8	9	10	11	12	13	14	15	16	17	18 AND OVER	
BOYS AND GIRLS TOTAL.....	18337	20	24	37	73	138	262	595	1692	3250	4414	4396	3351	22	28
BOYS TOTAL.....	10136	12	19	24	60	109	203	364	805	1503	2171	2592	2237	17	20
UNGOVERNABLE.....	1925	...	2	2	14	32	63	72	169	351	393	480	342	1	4
CARELESSNESS OR MISCHIEF.....	789	5	5	5	8	14	21	62	69	103	141	177	166	3	10
SCHOOL TRUANCY.....	2419	4	5	8	22	30	37	83	211	384	643	597	390	3	2
RUNNING AWAY.....	1729	1	1	3	6	10	36	62	162	322	415	438	273
COND. INJURIOUS TO MORALS.....	423	1	1	2	...	1	...	11	14	30	71	121	170	1	...
OTHER REASON.....	2851	1	5	4	10	22	46	74	180	313	508	779	896	9	4
GIRLS TOTAL.....	8166	8	5	13	13	29	59	231	887	1747	2243	1804	1114	5	8
UNGOVERNABLE.....	2019	2	3	9	70	230	447	549	443	263	...	3
CARELESSNESS OR MISCHIEF.....	142	1	1	2	1	3	4	11	12	20	35	29	23
SCHOOL TRUANCY.....	1479	3	4	9	7	11	21	56	166	314	437	297	152	1	1
RUNNING AWAY.....	3200	6	12	67	364	743	889	700	416	1	2
COND. INJURIOUS TO MORALS.....	238	1	1	...	3	3	16	54	61	57	39	2	1
OTHER REASON.....	1088	3	...	2	2	6	10	24	99	169	272	278	221	1	1

-47-

TABLE 26

UNRULY CASES DISPOSED OF BY OHIO JUVENILE COURTS, BY PREVIOUS COURT EXPERIENCE, REASON FOR REFERRAL, AND SEX, 1971

REASON FOR REFERRAL AND SEX	TOTAL	PREVIOUS COURT EXPERIENCE										THIS YR. UNRULY	NOT SPEC.
		NOT PREV. DEALT WITH	LAST DEALT PRIOR YEAR	THIS YEAR IN TYPE NCT SPEC.	THIS YR. DELINQUENCY	THIS YR. DEPENDENCY	THIS YR. NEGLIGENCE	THIS YR. SPEC. PROC.	THIS YR. TRAFFIC	THIS YR. UNRULY	NOT SPEC.		
BOYS AND GIRLS TOTAL	18327	11646	3349	128	836	19	8	8	175	2104	29		
BOYS TOTAL	11336	6222	2089	62	572	5	5	3	151	1013	14		
UNGOVERNABLE	1925	1116	471	9	100	2	26	195	5		
CARELESSNESS OR MISCHIEF	789	531	129	1	35	2	18	71	2		
SCHOOL TRUANCY	2415	1453	533	22	128	...	1	1	32	206	3		
RUNNING AWAY	1725	1007	332	17	116	1	3	...	9	243	1		
COND. INJURIOUS TO MORALS	423	267	81	1	27	20	27	...		
OTHER REASON	2851	1808	543	12	166	...	1	1	46	271	3		
GIRLS TOTAL	8166	5424	1260	66	264	14	3	5	24	1091	15		
UNGOVERNABLE	2015	1314	341	11	79	4	14	253	3		
CARELESSNESS OR MISCHIEF	142	110	12	2	5	...	1	1	...	12	...		
SCHOOL TRUANCY	1475	1067	237	11	34	1	1	1	5	119	3		
RUNNING AWAY	3200	1983	491	32	113	8	1	...	3	585	1		
COND. INJURIOUS TO MORALS	238	186	25	3	8	1	2	12	1		
OTHER REASON	1088	784	154	7	25	1	...	110	7		

APPENDIX - DEFINITIONS

In order to fully appreciate the information contained in Tables 1-26 the following definitions are provided:

ADJUSTED OR ADMONISHED: Includes cases in which the action of the court consists of bring about a satisfactory relationship or agreement between the offender and the complainant, or in readjustment of the home environment, or in which the court considers an admonition or warning to the offender a sufficient means of disposing of the complaint, e.g., restitution, released to foster home and/or relatives, lectured and released.

ADULT CASE: Juvenile courts have exclusive original jurisdiction to determine all cases of misdemeanors charging adults: (A) with contributing to, encouraging, or tending to cause by any act or omission the delinquency, neglect, or dependency of any child; (B) with any act or omission with respect to any child which act of omission is a violation of any state law or any municipal ordinance; (C) with abandonment or failure to provide subsistence to any child for which they are legally responsible.

AUTOMOBILE THEFT: Includes cases where a motor vehicle is stolen or driven away and abandoned, including the so called joy-riding thefts. Does not include taking for temporary use when actually returned by the taker or unauthorized used by those having lawful access to the vehicle.

BEING UNGOVERNABLE: Includes generally unsatisfactory behavior, such as when the child is beyond parental control or is generally incorrigible, stays away from home, show violent general behavior, uses vile or abusive language, and so reports himself as to endanger the health or morals of himself or others.

BOARDING HOME: Includes a family home, other than that of relatives, in which the child is placed with provision for payment or board. Placement may be made directly by the court or by an agency or individual at the request of the court. Also included in this item are family homes which are "subsidized" so that they are available to provide detention or shelter care.

BURGLARY OR UNLAWFUL ENTRY: Includes burglary, breaking and entering, housebreaking, or any unlawful entry to commit a theft even though no force was used to gain entrance. Includes attempts.

CARELESSNESS OR MISCHIEF: Includes cases of destruction of private or public property, such as trespassing, setting fires, arson, mutilating books, disturbing the peace, committing a nuisance, and disorderly conduct (not involving a sex offense) such as discharging firecrackers, fighting, quarreling, throwing stones, window peeping, indecent exposure, cases of malicious mischief, and other cases of mischief, such as playing ball in the streets, swimming in the nude, carrying concealed weapons, discharging firearms, gambling, stealing rides, turning in a false fire alarm, cruelty to animals, and tampering with mails.

GASES DISPOSED OF: Means that some definite action has been taken or that some plan of treatment has been decided upon. It does not mean the case is "closed" in the sense that all contact with the child or the family has ceased.

CASES HELD OPEN: This refers to cases in which the court imposes certain conditions upon the offender or others responsible for his conduct and no further action is

anticipated, or in which the court holds the case open merely to retain jurisdiction in order that action can be taken without filing of a new petition or complaint, if other charges arise, e.g., suspended sentence, ward of courts, driver's license suspended.

DELINQUENT CHILD: Includes any child who violates any law of this state, the United States, or any ordinance or regulation of a political subdivision of the state, which would be a crime if committed by an adult; except that any child who violates any traffic law, ordinance, or regulation shall be designated as a "juvenile traffic offender." Also, includes any child who violates any lawful order of the juvenile court.

DEPENDENT CHILD: Includes any child: (A) who is homeless or destitute or without proper care or support, through no fault of his parents, guardians, or custodians; (B) who lacks proper care or support by reason of the mental or physical condition of his parents, guardian or custodian; (C) whose condition or environment is such as to warrant the state, in the interest of the child, in assuming his guardianship.

DETENTION HOME: Includes institutions that are maintained by the juvenile courts or by the local government for the purpose of caring for delinquent, dependent, or neglected children awaiting disposition of their cases.

DISMISSED: This refers to cases which the court closes without further action. This occurs when investigation shows the evidence insufficient to support the charges, the charges are withdrawn or the juvenile court finds it does not have or wishes to terminate jurisdiction (and does not refer the case elsewhere for action), e.g., close new complaint or delinquent child over 17 years of age.

INJURY TO PERSON: Includes injury, attempted or threatened injury to person, accidental injury to a person, homicide, assault and assault with intent to kill.

JUVENILE TRAFFIC OFFENDER: Any child who violates any traffic law, traffic ordinance, or traffic regulation of this state, the United States, or any subdivision of this state shall be designated as a "juvenile traffic offender" and shall not be designated as a delinquent unless it be so ordered by the court after hearing the evidence.

JUVENILE COURT: The term "juvenile court" is used in the broad sense to include all courts having jurisdiction in children's cases-- separate or independent juvenile courts as well as other courts, such as probate or domestic relations in which juvenile jurisdiction has been placed. "Juvenile court" refers also to all persons presenting the court--judge, referee, and probation staff.

NEGLECTED CHILD: Includes any child: (A) who is abandoned by his parents, guardian, or custodian; (B) who lacks proper parental care because of the faults, or habits of his parents, guardian, or custodian; (C) whose parents, guardians, or custodian neglects or refuses to provide him with proper or necessary subsistence, education, medical or surgical care or other care necessary for his health, morals, or well being; (D) whose parents, guardian, or custodian neglects or refuses to provide the special care made necessary for his mental condition.

OFFICIAL CASES: An official case is one which comes to the attention of the court through the filing of a written complaint which is not withdrawn before action is taken by the court on such complaint.

OTHER DELINQUENT BEHAVIOR: Includes violations of liquor laws, drug or narcotic laws, curfew laws, and fish or game laws. Includes cases of intoxication, begging, loitering, vagrancy (not involving a sex offense), slander, lying, resisting the police, and assisting in an escape from jail.

OTHER DISPOSITION: Includes all dispositions not otherwise provided for such as runaway returned, adoption petition granted, consent to marry granted, an order for payments of costs, a commitment to a penal institution for adults, termination of wardship, turned over to a parole office, etc.

OTHER PUBLIC INSTITUTIONS: Includes commitments to a state, county or city institution other than one primarily for delinquent children. For example, state mental hospitals, public tuberculosis hospitals, county supported children's home.

OTHER THEFTS: Includes types of larceny or stealing that are not included under automobile theft, burglary, or robbery. Examples are: picking pockets, shoplifting, stealing automobile accessories or parts or stealing articles from an automobile, stealing from persons in the child's home, etc. Also, includes forgery, fraud, embezzlement, counterfeiting, blackmail, receiving stolen property, stealing bicycles or motorcycles, operating motorcycles without owners' consent and grand and petit larceny.

PLACEMENT OR CUSTODY: Includes referrals for investigations for the probate court of cases to be committed to institutions for mental defectives, epileptics, etc. Also include determination or change of custody, and placement in a different home or institution.

PRIVATE AGENCY OR INSTITUTION: Includes commitments or referrals to any agency or institution under private auspices, such as privately operated schools and institutions for delinquents and nondelinquents, convents, and child-placing and child supervising agencies not supported by taxation although public funds are used to pay for such services. For example, Boys' Republic, Catholic Welfare Bureau, Ohio Society for Crippled Children.

PUBLIC DEPARTMENT: Includes commitments or referrals to any department under state, county, or municipal auspices. For example, county welfare departments, city departments of charities, board of education.

PUBLIC INSTITUTION FOR DELINQUENT CHILDREN: Includes commitments to a state, county or city institution for delinquent children. For example, Juvenile Diagnostic Center, Fairfield School for Boys, Detention Homes.

ROBBERY: Includes highway robbery, and stealing or attempted stealing from a person if the stealing was accompanied by intimidation or violence or by putting in fear, such as strong arm robbery, stickups, robbery armed. Includes assault to rob and attempt to rob.

RUNNING AWAY: Includes running away from home or an institution. This item should include children brought into court because of a single act of running away from home. If the children run away repeatedly the reason for referral is classified as "being ungovernable."

SEX OFFENSE: Includes unlawful intercourse, prostitution and allied offenses, immoral relations with persons of the same sex, the enticing of minors for immoral purposes, disorderly conduct when this term is used to designate a sex offense, rape or indecent assault when committed by a juvenile.

SPECIAL SERVICE CASES: These cases result from the exclusive original jurisdiction given the juvenile court under the revised code: (A) concerning any child who is delinquent, neglected, dependent, crippled or otherwise physically handicapped; (B) to determine the custody of any child not a ward of another court; (C) to determine the paternity of any child alleged to have been born out of wedlock and to provide for the support of such child, subject to the concurrent jurisdiction of other courts.

UNRULY CHILD: Includes any child: (A) who does not subject himself to the control of his parents, teachers, guardian, or custodian, by reason of being wayward or habitually disobedient; (B) who is a habitual truant from home or school; (C) who so deports himself as to injure or endanger the health or morals of himself or others; (D) who attempts to enter the marriage relation in any state without the consent of his parents, custodian, legal guardian, or other legal authority; (E) who is found in a disreputable place, visits or patronizes a place prohibited by law, or associates with vagrant, vicious, criminal, notorious, or immoral persons; (F) who engages in an occupation prohibited by law, or is in a situation dangerous to life or limb or injurious to the health or morals of himself or others; (G) who has violated a law applicable only to a child.

END