


DEPARTMENT
OF CORRECTIONS
MISSOURI
COMMUNITY CORRECTIONS DIVISION



35150

1997 ANNUAL REPORT

POLICE DEPARTMENT

KANSAS CITY, MISSOURI 64106



JOSEPH D. McNAMARA
Chief of Police

NCJRS

JUL 12 1976

ACQUISITIONS

The Year 1975 was one of challenge, of being responsive to "change" in a changing society and its impact to Criminal Justice Information Systems.

This year, we began to implement computerized mapping systems and to take advantage of the powerful analytical capability of scientific programming through the facilities of SPSS (Statistical Program for Social Sciences). The purpose of this system is to probe more in depth into the causes of crime.

The report is published by the Computer Systems Division in our effort to portray our accomplishments in 1975.

A handwritten signature in cursive script, reading "Joseph D. McNamara".

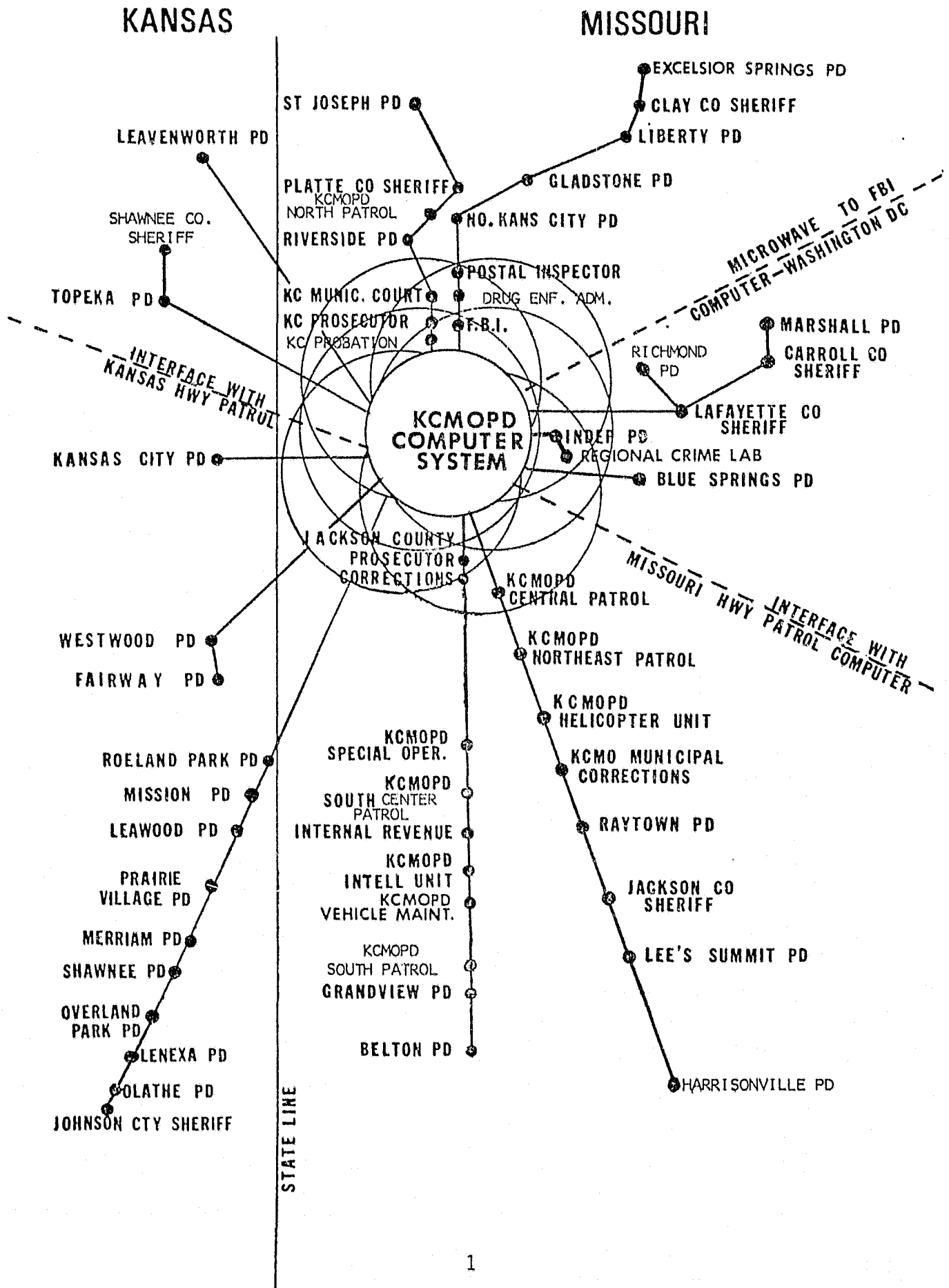
Joseph D. McNamara
Chief of Police

INDEX - 1975 ANNUAL REPORT

<u>PAGE</u>	<u>CONTENTS</u>
1	Alert II Network
2	Terminal & Agencies Served by Alert II System
3	Visitors - Alert System
4	Telecommunications Operational Status
5	Summary Teleprocessing Activity
6	Reports Produced by Element of Criminal Justice
7	Reports Produced by System
8	Systems Used by Agency
9	Use of Telecommunications Activity by Element of Criminal Justice
10	Computer Time Use By Element of Criminal Justice
11	Allocation of Programmer/Analyst Time
12	On-Line Storage of Records by Element of Criminal Justice
13	Computer Time Allocated by KCMOPD System
14	Summary of Computer Operations Time
15	Software Costs
16	Computer Budgetary Allocations
17	Accomplishments of Alert System - 1975

ALERT II

CRIMINAL JUSTICE COMMUNICATIONS NETWORK



TERMINALS & CRIMINAL AGENCIES SERVED BY ALERT SYSTEM

1968

1969

1970

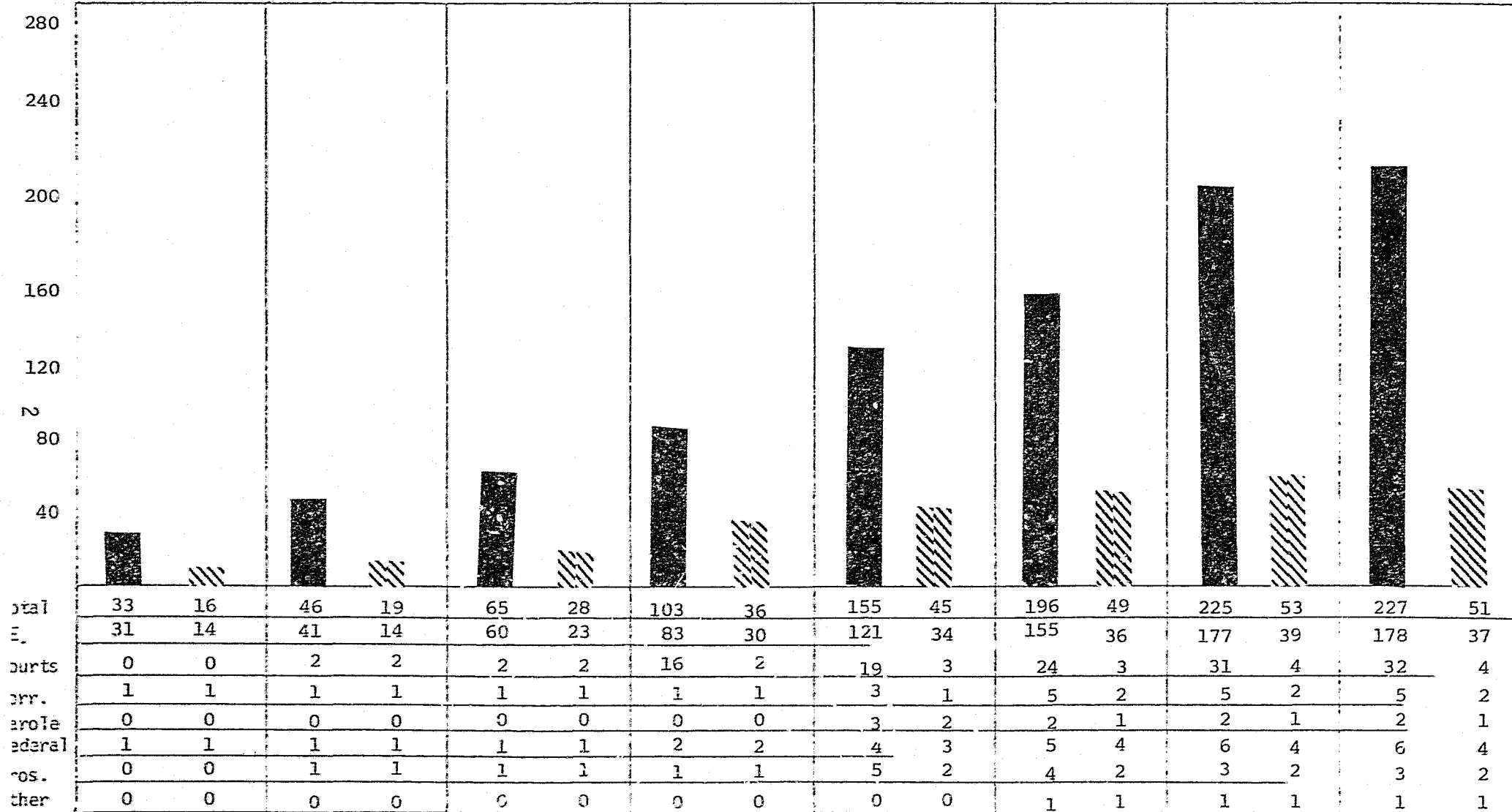
1971

1972

1973

1974

1975



Agencies

Terminals

VISITORS TO ALERT SYSTEM - 1975

VISITORS - USA

Alabama	3	Indiana	3	North Carolina	2
California	11	Iowa	13	Oklahoma	1
Colorado	11	Kansas	123	Oregon	1
Dist. of Columbia	11	Michigan	1	South Dakota	1
Florida	8	Minnesota	9	Texas	5
Georgia	3	Missouri	563	Virginia	4
Hawaii	1	New Jersey	1	Wisconsin	2
Illinois	6	New York	1		

TOTAL 784

VISITORS - FOREIGN COUNTRIES

Belgium	1	Iran	2
Brazil	3	Japan	16
British Columbia	2	Mexico	1
Canada	5	Panama	1
England	3	Saudi Arabia	5
Guatemala	1	Venezuela	4
Holland	2		

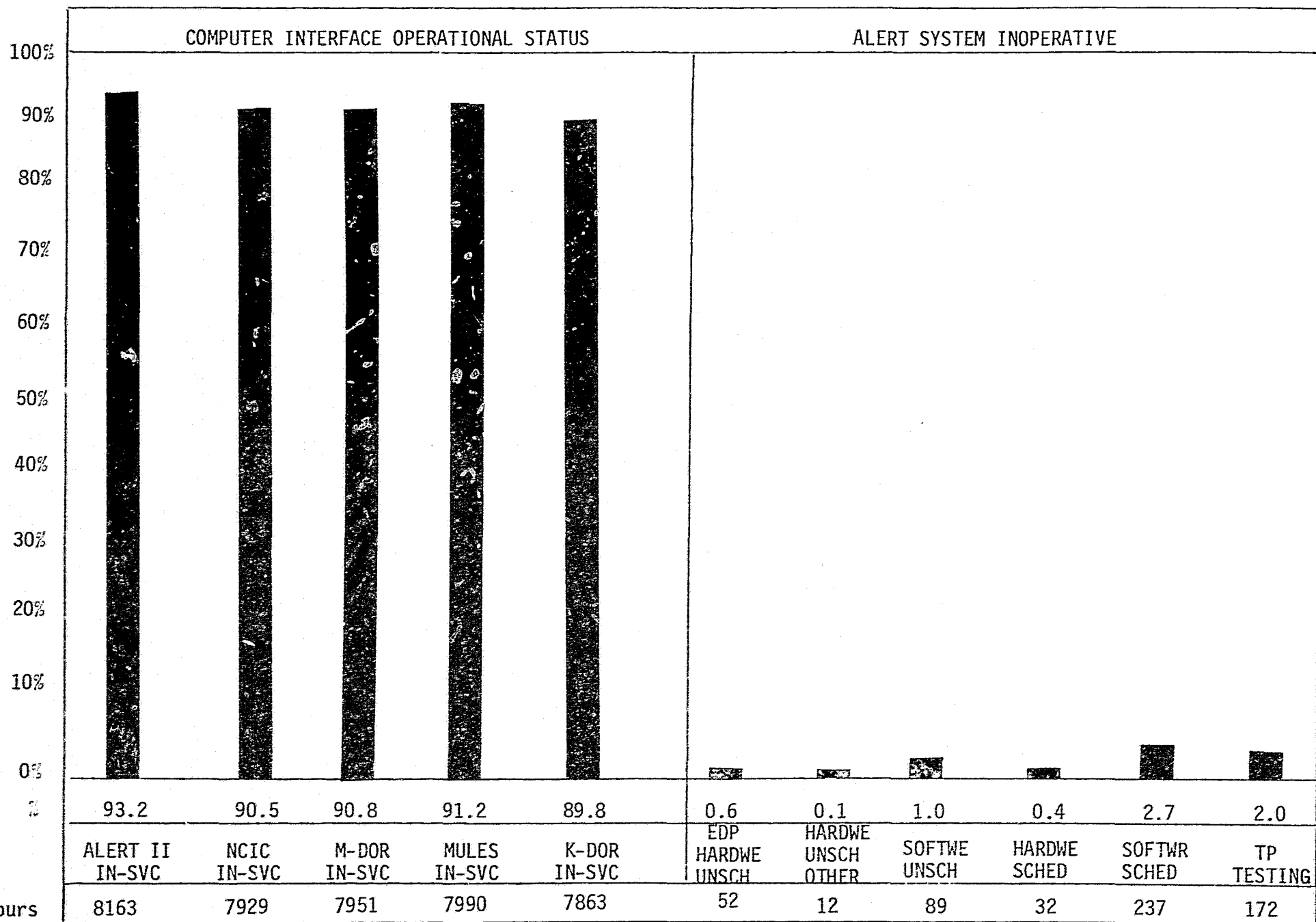
TOTAL 46

GRAND TOTAL 830

ALERT II TELECOMMUNICATIONS NETWORK SYSTEM

OPERATIONAL STATUS - 1975

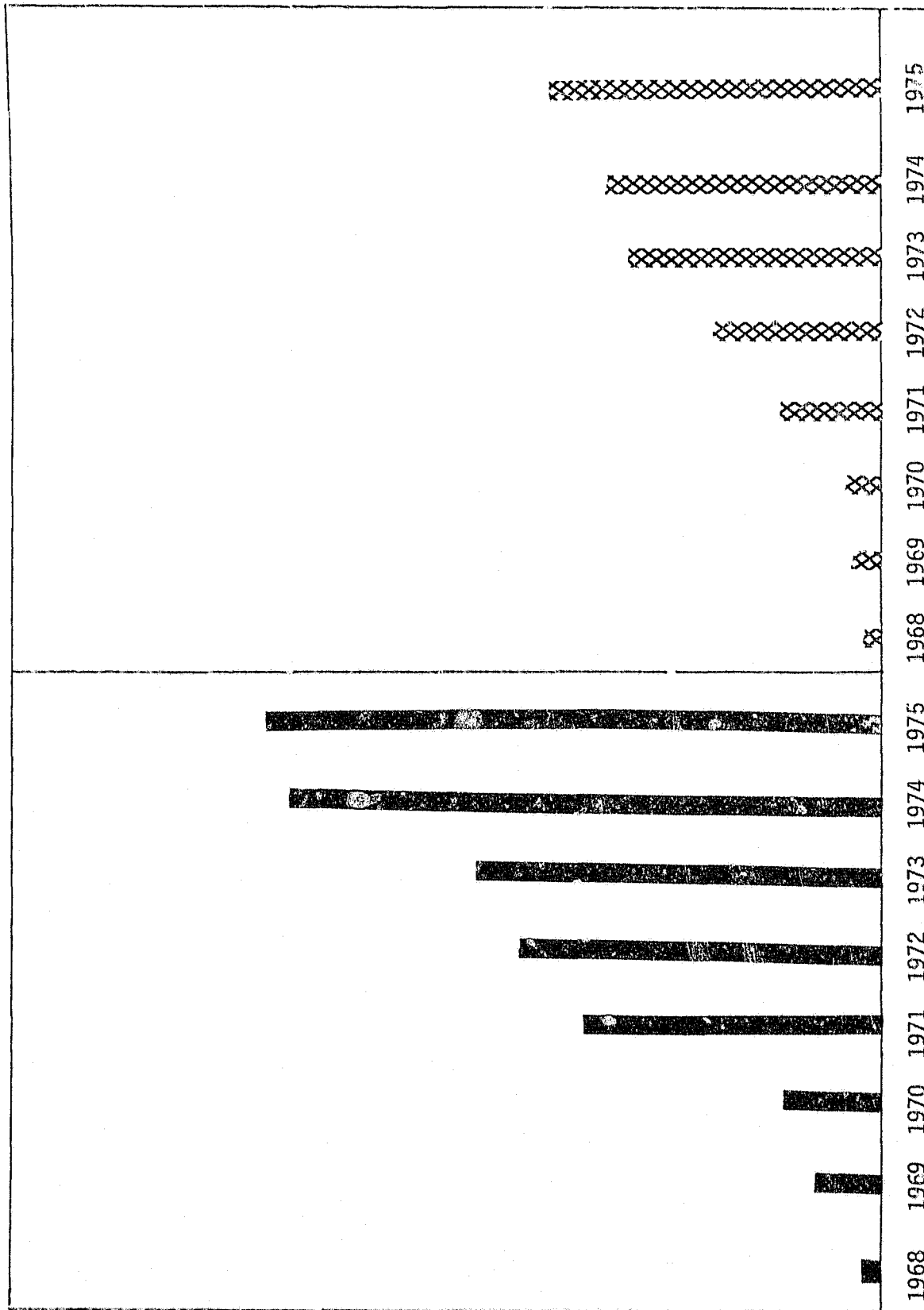
4



ALERT NETWORK ACTIVITY

On-Line Updates

On-Line Inquiries



THE ALERT II COMPUTER SYSTEMS WORK LOAD 1975

*

LAW ENFORCEMENT

1,666 WANTED VEHICLE LISTINGS
972 WARRANT BY BEAT REPORTS
73 OUTSTANDING WARRANT LISTINGS
508 PATROL WORKLOAD REPORTS
108 DETECTIVE WORKLOAD REPORTS
300 LAB SYSTEM REPORTS
3,986 OFFENSE STATISTICS REPORTS
1,293 ARREST STATISTICS REPORTS
834 ACCIDENT STATISTICS REPORTS
738 TRAFFIC STATISTICS REPORTS
32 CRIME INDEX REPORT
38 VOID TICKET REPORTS
23,803 FIELD INTERVIEW RECORDS
5,537 BUSINESS ADDRESS RECORDS
48 PROPERTY INVENTORY REPORTS
12 CONVICTION RATE REPORTS
1,056 VEHICLE MAINTENANCE REPORTS
6,322,091 INQUIRIES INTO POLICE COMPUTER
3,461,367 ENTRIES INTO POLICE COMPUTER
1,061,311 INQUIRIES & ENTRIES TO NCIC
554,944 MO. REGISTRATION INQUIRIES
401,538 ADMINISTRATIVE MESSAGES SENT/RECD
329,052 KS. REGISTRATION INQUIRIES
556,975 MULES INQUIRIES
4,947,346 RECORDS ON-LINE

MUNICIPAL COURT

1,132 COURT DOCKETS
1,132 JOURNALS
125,000 REMINDER NOTICES
15,000 FINAL NOTICES
200,000 TICKET ACCOUNTABILITY RECORDS
200 DISPOSITIONS REPORTS
42,000 WARRANTS FOR ARREST
250,000 DISPOSITIONS TO CASES
200 TRANSMITTAL OF WARRANTS
300 COURT EQUALIZATION REPORTS
33,370 PRE-SENTENCE REPORTS
624 RECALL ROSTERS
52 FORECAST REPORTS
5,547 ASAP CASELOAD STATISTIC REPORTS
305 ASAP CASE REPORTS
104 JUDICIAL WORKLOAD REPORTS
873,122 INQUIRIES INTO ALERT COMPUTER
535,664 ENTRIES ON COURT RECORDS
23,049 MO. REGISTRATION INQUIRIES
53,305 KS. REGISTRATION INQUIRIES
643,709 RECORDS ON-LINE
1,025 ADMIN. MESSAGES SENT/RECD.
305 TICKET TRANSMITTALS
12 AUDIT REPORTS
1,027 MONTHLY AUDIT SUMMARIES
62,400 ABSTRACTS OF CONVICTION
52 ABSTRACT TRANSMITTALS
200 G.O.S. TRANSMITTALS
52 HOLD-ORDER TRANSMITTALS
52 LIFT-ORDER TRANSMITTALS

CIRCUIT COURT

13,011 APPEAL CASES
APPEAL DISPOSITIONS
4,546 INQUIRIES INTO ALERT II
3,094 RECORDS ENTERED
152 REGISTRATION INQUIRIES
937 ADMIN. MESSAGES SENT/RECD

CITY PROBATION/PAROLE

12 EXPIRING PAROLEE LISTINGS
365 DAILY DUI REPORTS
5,000 PRE-TRIAL SCREENING REPORTS
PAROLE/PROBATION STIPULATIONS
95,037 INQUIRIES INTO ALERT II
24,822 RECORDS ENTERED ON-LINE
868 REGISTRATION ENTRIES

FEDERAL AGENCIES

61,393 INQUIRIES INTO ALERT II
224 RECORDS ENTERED
9,166 NCIC INQUIRIES
35,851 MO. REGISTRATION INQUIRIES
9,358 ADMINISTRATIVE MESSAGES SENT/RECD.
17,847 KS. REGISTRATION INQUIRIES
262 MULES INQUIRIES
98 RECORDS ON-LINE

CITY/COUNTY CORRECTIONS

312 CENSUS REPORTS
312 LOCATION REPORTS
312 RELEASE DATA REPORTS
312 WORK DETAIL REPORTS
312 MOVEMENT REPORTS
38,536 INQUIRIES INTO ALERT II
50,798 RECORDS ENTERED ALERT II
617 MO. REGISTRATION INQUIRIES
3,007 ADMINISTRATIVE MESSAGES SENT/RECD.
118 KS. REGISTRATION INQUIRIES
41 MULES INQUIRIES
8,792 NCIC INQUIRIES
45,777 RECORDS ON-LINE

JACKSON/CLAY CO. JUVENILE COURT

52 COURT DOCKETS
52 ARPAIGNMENT DOCKETS
9,000 LISTING OF REFERRALS
52 CONSENT DOCKETS
52 CASELOAD ANALYSIS REPORTS
5,700 (CASES) CASELOAD ACTIVITY
283,169 INQUIRIES INTO ALERT II
92,483 RECORDS ENTERED INTO ALERT II
7,105 ADMINISTRATIVE MESSAGES SENT
348 MO. REGISTRATION INQUIRIES
92 KS. REGISTRATION INQUIRIES
269,109 RECORDS ON-LINE

PROSECUTORS (CITY/COUNTY)

32,452 INQUIRIES INTO ALERT II
290 RECORDS ENTERED ON-LINE
520 MO. REGISTRATION INQUIRIES
372 KS. REGISTRATION INQUIRIES
4,703 ADMINISTRATIVE MSGS SENT/RECD
24,172 RECORDS ON-LINE

* SERVING 30 POLICE, 7 SHERIFF,
4 COURTS, 2 PROSECUTOR, 2
CORRECTIONS, 1 PAROLE/PROBATION
AGENCIES, 1 REGIONAL
LABORATORY, AND 4 FEDERAL
AGENCIES.

ALERT II COMPUTER REPORTS PRODUCTION 1975

SYSTEM	AS REQUESTED	DAILY	WEEKLY	SEMI- WEEKLY	BI- WEEKLY	MONTHLY	SEMI- MONTHLY	QUARTERLY	SEMI- ANNUAL	ANNUAL	REQ. KCMOPD	REQ. OUTSIDE	TOTAL
COMPUTER SYSTEMS	21	3	29			14		2			2779		2800
NCIC/MILES	2	1				2		4		3	408	416	826
WARRANT/WANT	3	5	1		1	9		2	2	3	1921	905	2829
ALERT II	334	1				11		9		2	535	1872	2741
CRIMINAL RECORD	5							1		2	6		11
OFFENSE	10	2	3			31	1	4		4	1302	2306	3618
TRAFFIC TICKETS	5	12	1	2		14		1	1		4289	3184	7478
PAYROLL	7					1	16	1		2	402		409
DISPATCH	3	1				3	2	4		1	526	288	817
DETECTIVE WORKLOAD	1		1			3					88		89
VEHICLE FLEET	2	1	2			1					376		378
CENSUS	8												8
MUNICIPAL COURT	3	3	2			3						1235	1238
ACCIDENTS	2					8			2		100	612	714
ARRESTS	4	2	1			14	1	5		10	794	1144	1942
JUVENILE COURT (JACKSON)	6	3	6			20		5	1			1459	1465
JUVENILE COURT (CLAY)						3						36	36
REGIONAL LAB						6		4			88		88
ASAP	1	1		1		6		7			569	1679	2249
PROSECUTOR	6		2			1						116	122
PAROLE/PROBATION	1	2				1						850	851
REG. CORRECTIONS	2	1				1						272	274
SYMAP	102												102
DOMESTIC VIOLENCE	1						2				48		49
RESOURCE ALLOCATION (KCPRAS)	28		1								34		62
PROPERTY INVENTORY							3				72		72
SPSS	48												48
PERSONNEL	4			1			1	2		1	137		141
OSIRIS	16										16		16

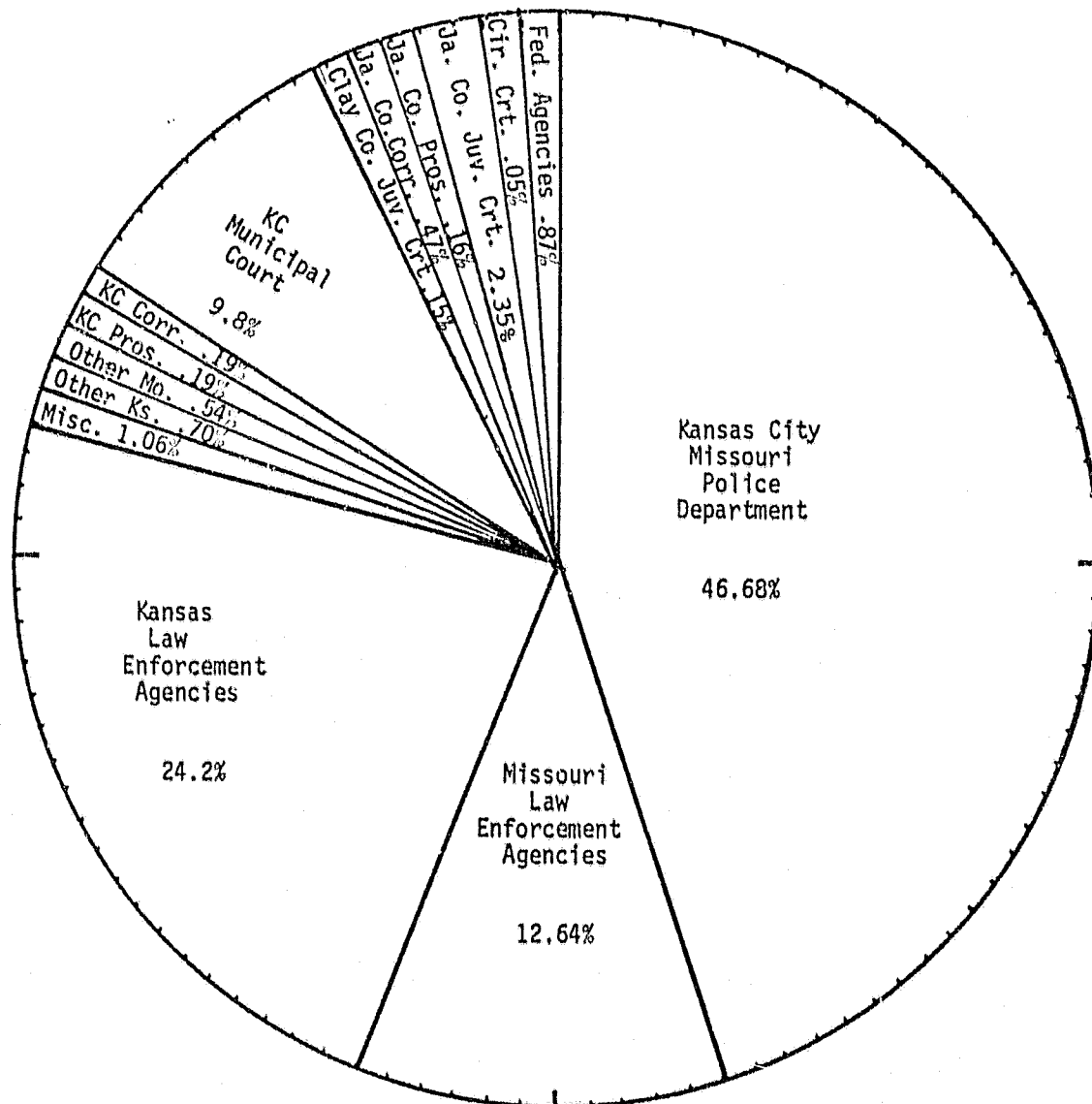
TOTAL (Reports in existence)	625	38	49	4	1	157	26	51	6	28			820
---------------------------------	-----	----	----	---	---	-----	----	----	---	----	--	--	-----

TOTAL (Reports produced 1975)	609	18,450	2530	832	26	7392	624	796	72	126	14,490	16374	31473
----------------------------------	-----	--------	------	-----	----	------	-----	-----	----	-----	--------	-------	-------

Total reflects as requested, requested by KCMOPD, and requested by outside agencies.

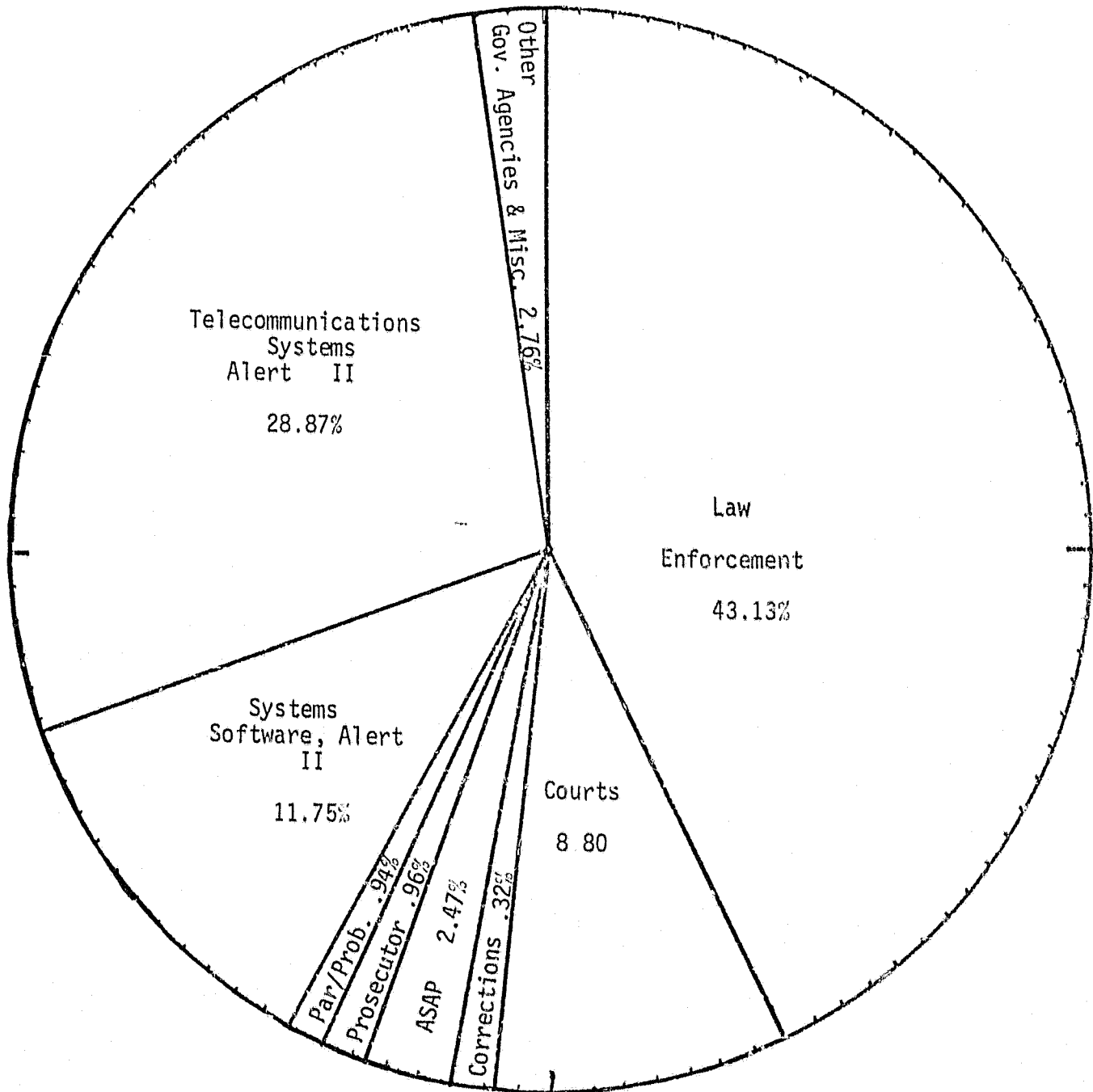
8

ALERT TELECOMMUNICATIONS NETWORK ACTIVITY
1975
BY ELEMENTS OF CRIMINAL JUSTICE



	Alert Inquiries	Alert Data Entry	NCIC Activity	MULES Activity	MO DOR	KS DOR	Message Sent/ Recd.	TOTAL ACTIVITY
KCMOPD	3,741,056	2,237,161	344,895	348,062	198,941	36,941	228,344	7,135,400
Mo. LE Agencies	919,346	183,388	208,868	207,540	319,001	15,980	78,603	1,932,726
Ks. LE Agencies	1,640,588	1,118,681	514,355	0	59,034	270,467	96,399	3,699,524
Federal LE	61,393	224	9,166	262	35,851	17,847	9,358	134,101
Circuit Court	4,546	3,094	0	0	127	25	937	8,729
Ja Co Juv. Crt.	267,924	84,719	0	0	68	23	7,074	359,808
Ja. Co. Prosecutor	21,781	8	0	0	232	84	3,762	25,867
Ja. Co. Corrections	31,269	30,902	6,915	37	482	64	2,981	72,650
Cl. Co. Juv. Crt.	15,245	7,764	24	0	280	69	31	23,413
KC Municipal Court	876,122	535,664	0	0	29,009	56,365	1,027	1,498,187
KC Corrections	7,267	19,896	1,877	4	135	54	26	29,259
KC Prosecutor	10,671	282	0	0	288	61	941	12,243
Other Mo.	64,076	0	0	0	0	15,834	2,897	82,807
Other Ks.	104,641	0	0	0	0	0	2,901	107,542
Misc.	138,510	10,336	528	1,996	1,302	1,589	8,367	162,628
TOTAL	7,904,435	4,232,119	1,086,628	557,901	644,750	415,403	443,648	15,284,884

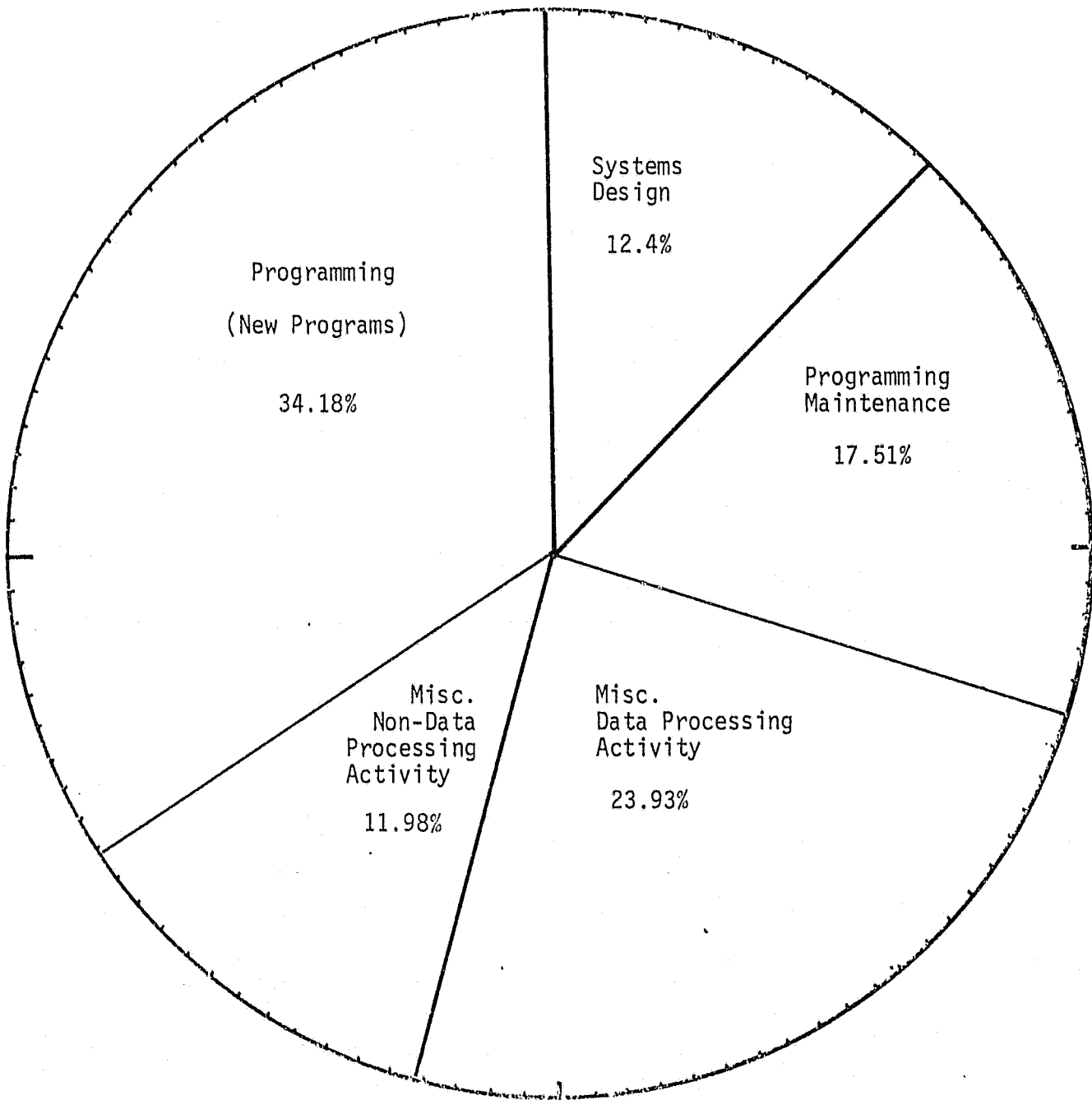
COMPUTER TIME ALLOCATED TO
MANAGEMENT INFORMATION SYSTEM REPORT PRODUCTION
BY ELEMENT OF CRIMINAL JUSTICE
JAN. 1 - DEC. 31, 1975



<u>Criminal Justice Element</u>	<u>Computer Run Time</u>
1. Law Enforcement	3,592 Hrs.
2. Courts	733 Hrs.
3. Corrections	27 Hrs.
4. ASAP	206 Hrs.
5. Prosecutor	80 Hrs.
6. Probation/Parole	78 Hrs.
7. Systems Software, Alert II	979 Hrs.
8. Telecommunications Systems, Alert II	2,404 Hrs.
9. Other Government Agencies & Misc.	230 Hrs.
TOTAL	8,329 Hrs.

ALLOCATION OF PROGRAMMER/ANALYST TIME

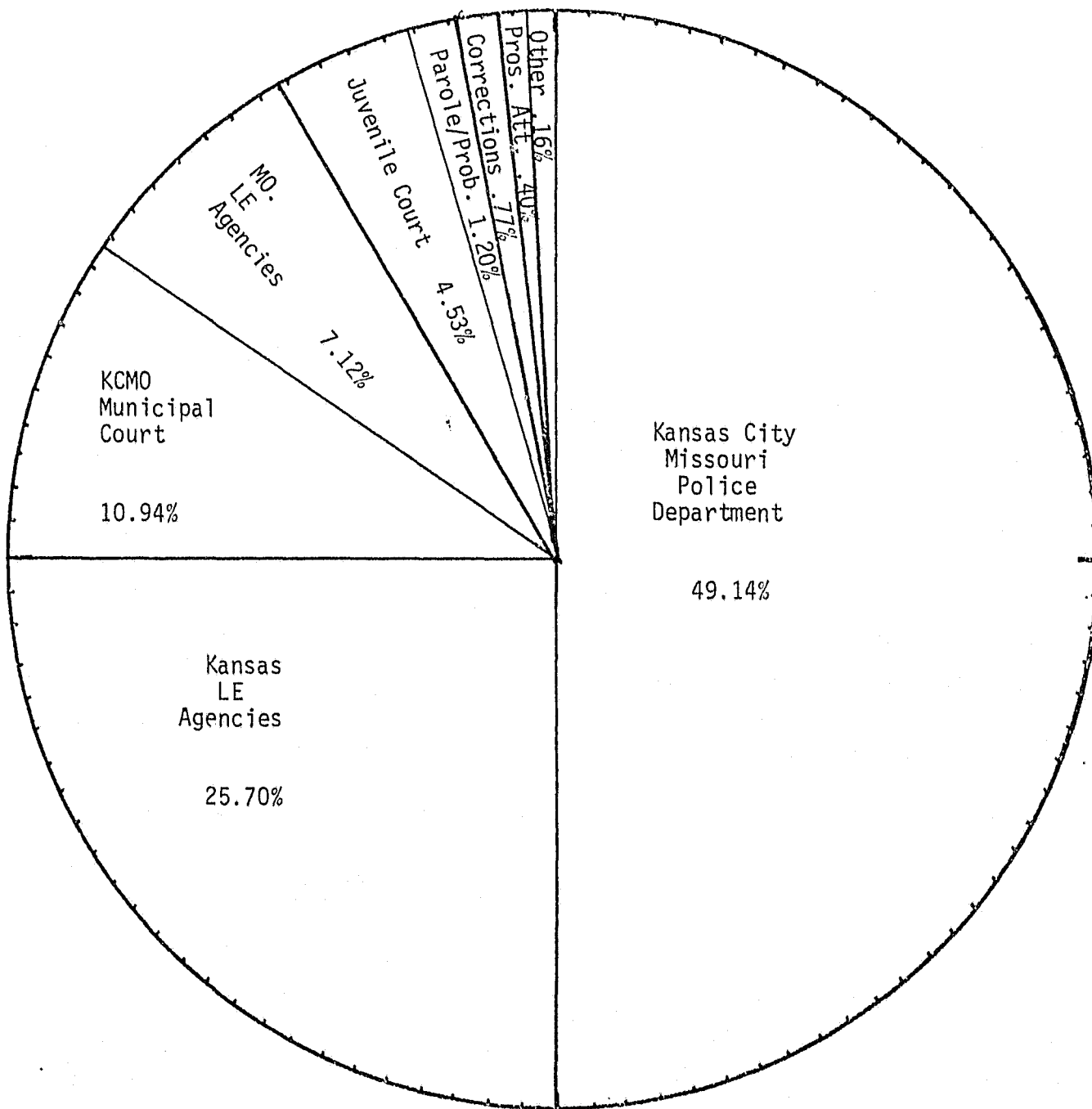
1975



Systems Design	6,024
Programming (New Programs)	16,603
Programming Maintenance	8,506
Miscellaneous Data Processing Activities	11,623
Miscellaneous Non-Data Processing Activity	5,822
(Leave, sick, holiday)	

TOTAL 48,578

RECORDS STORED ON-LINE
ALERT II JAN 1, 1976



1. KCMOPD	2,917,468
2. KS LE Agencies	1,526,160
3. KCMO Municipal Court	649,709
4. Mo. LE Agencies	422,724
5. Juvenile Courts	269,109
6. Probation/Parole	71,258
7. Corrections	45,777
8. Prosecuting Attorney	24,172
9. Other	9,834

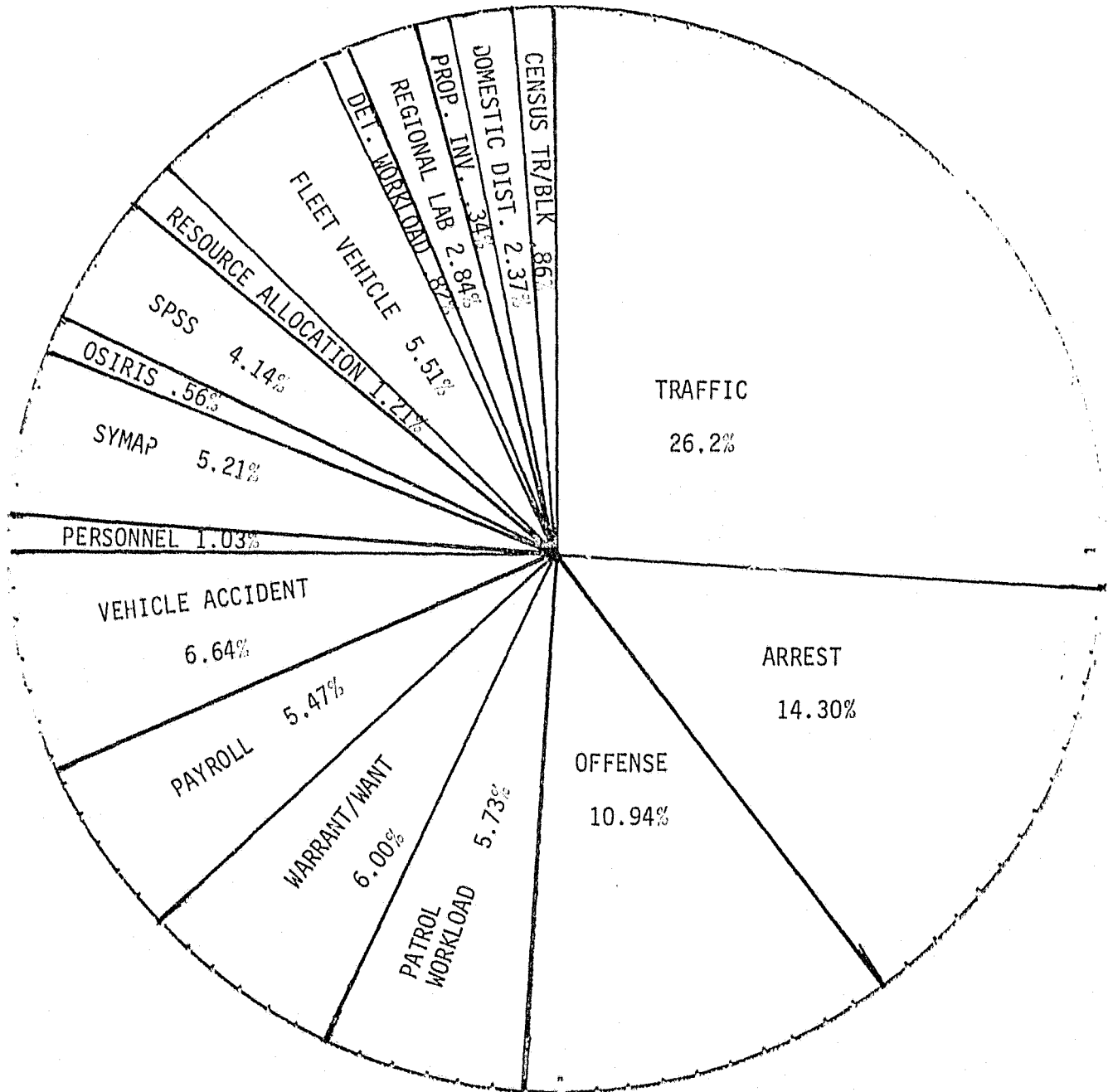
TOTAL RECORDS STORED	5,936,211
----------------------	-----------

COMPUTER TIME ALLOCATION FOR
KCMOPD USER ORIENTED

MANAGEMENT INFORMATION SYSTEM

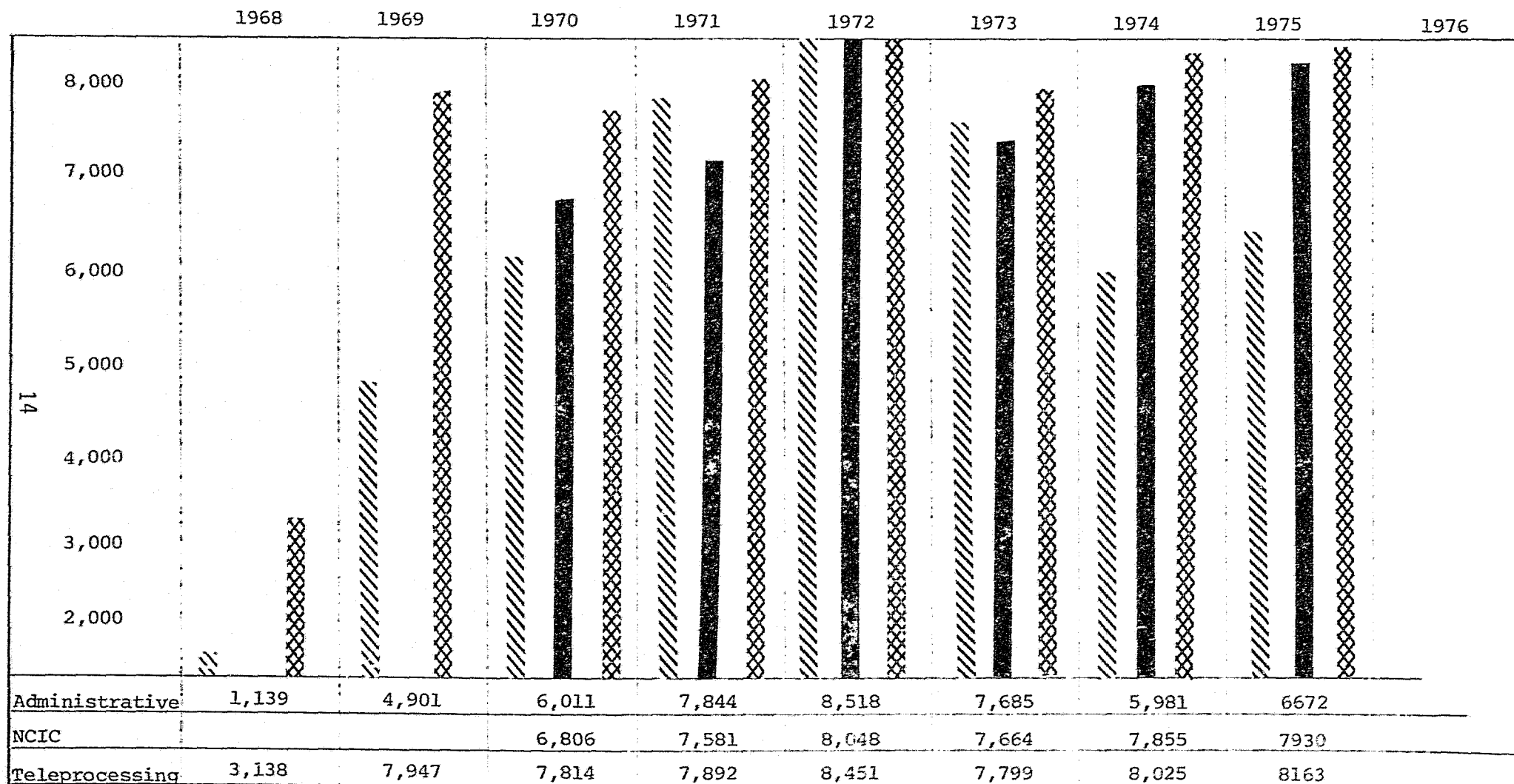
REPORT PRODUCTION


JAN. 1 - DEC. 31, 1975




1. Traffic	604 Hrs.	10. OSIRIS	13 Hrs
2. Arrest	332 Hrs.	11. SPSS	96 Hrs.
3. Offense	254 Hrs.	12. Resource Allocation	28 Hrs.
4. Patrol Workload	133 Hrs.	13. Fleet Vehicle	128 Hrs.
5. Warrant/Want	139 Hrs.	14. Detective Workload	19 Hrs.
6. Payroll	127 Hrs.	15. Regional Laboratory	66 Hrs.
7. Vehicle Accident	154 Hrs.	16. Property Inventory	8 Hrs.
8. Personnel	24 Hrs.	17. Domestic Disturbance	55 Hrs.
9. SYMAP	121 Hrs.	18. Census Tract/Block	20 Hrs.

ALERT COMPUTER SYSTEM OPERATIONS



ADMINISTRATIVE 

TELEPROCESSING 

NCIC 

COST OF SOFTWARE SYSTEMS

The following yearly costs are submitted for development of computer programs. All programmers, analysts and the manager are included in the cost factors. The development cost is computed on the basis of design, development and maintenance.

SOFTWARE COSTS BY YEAR

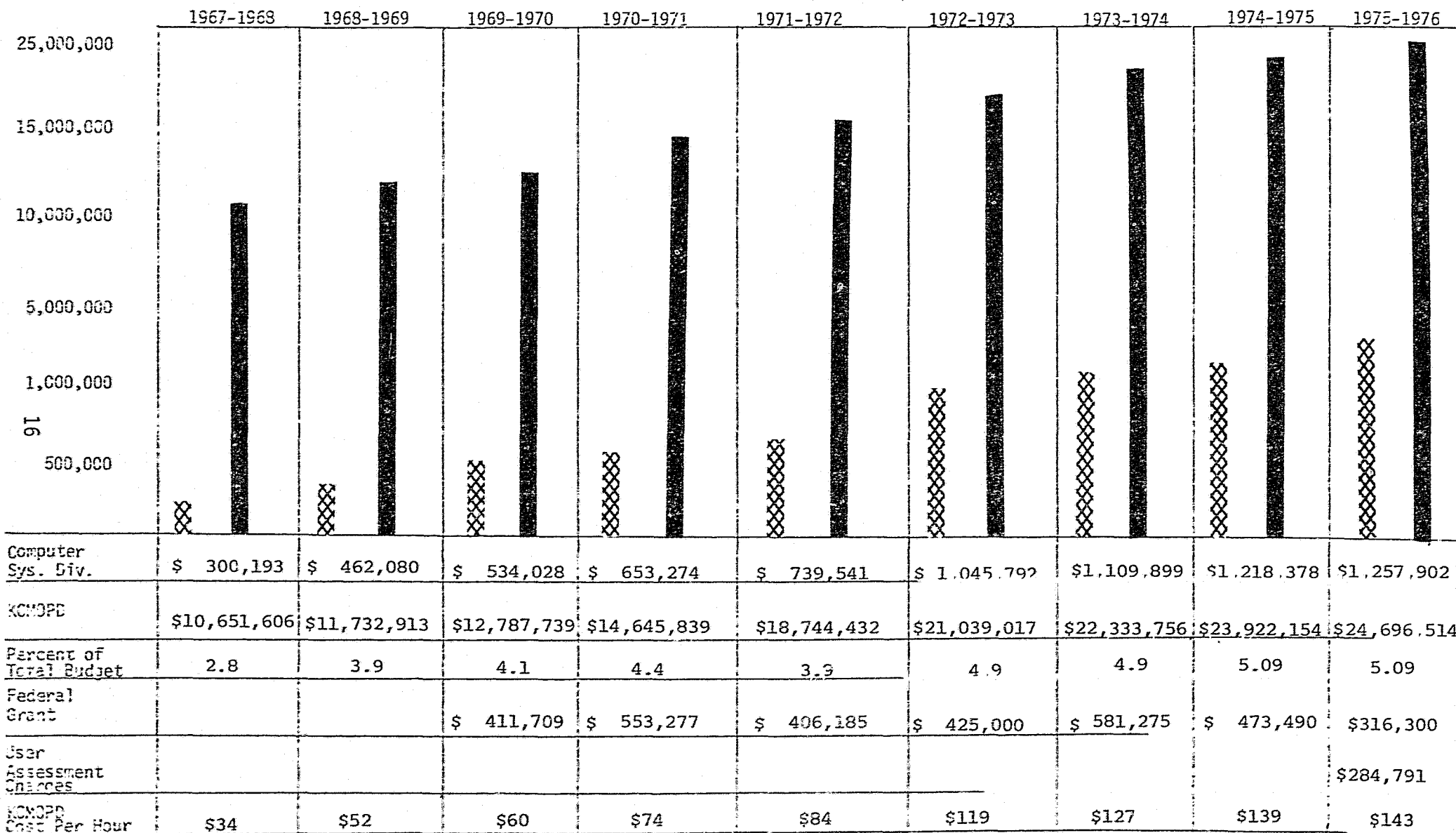
<u>YEAR</u>	<u>ANAL. & TECH SALARIES</u>	<u>SOFTWARE EDUCATION</u>	<u>SOFTWARE RENTAL</u>
1967	\$ 36,781		
1968	\$ 86,500		
1969	\$ 127,000		
1970	\$ 210,000		
1971	\$ 268,800		
1972	\$ 294,725		
1973	\$ 303,189	\$ 2,000	\$ 5,280
1974	\$ 341,696	\$ 6,503	\$ 6,503
1975	\$ 354,706		\$ 27,370
 TOTAL	 \$ 2,023,397	 \$ 8,503	 \$ 39,153

(SOFTWARE COSTS BY SYSTEM 1967 - 1975)

	<u>1975</u>	<u>1967-1975</u>		<u>1975</u>	<u>1967-1975</u>
Alert I (Prior to 1972)	\$	133,618	Municipal Court	2,432	
Alert II	\$46,270	390,165	Offense	13,716	49,397
ASAP	9,025	31,945	OSIRIS	746	
Arrest	4,469	63,783	Outside Request	2,248	44,687
Accident	2,589	34,843	Parole/Probation	1,185	3,579
Census	1,245	4,910	Patrol Workload	1,577	6,991
Circuit Court	52	1,513	Payroll	9,292	80,564
COPPS	961	1,141	Personnel	615	15,501
Corrections	564	3,043	Property Inventory	193	4,567
Criminal System	1,578	32,626	Prosecutor	11,104	28,690
Detective Workload	553	30,018	Regional Lab	1,667	4,891
DOS (Prior 1973)		59,723	Software Systems	11,107	150,782
Domestic Violence	1,904	1,904	Resource Projection	613	613
Fleet Vehicle	862	13,853	SPSS	1,116	2,203
IMS Conversion	127,073	179,077	SYMAP	4,125	
Juvenile Court		6,646	TASC		2,071
LEMNAS		1,550	Traffic	8,701	80,890
Modus Operandi		23,296	Misc	87,786	175,632
Mobile Terminal		6,453	Special Reports		59,142

COMPUTER SYSTEMS DIVISION

Per Cent of KCMOPD Budgetary Requirements



Computer Systems Division

KCMOPD

ACCOMPLISHMENTS ALERT III SYSTEM - 1975

Completed the collection and storage of crime information which will be used by the Response Time Study Group to assess the accuracy of information collected.

Produced related payroll information with respect to Deferred Compensation Programs.

Enhanced the accuracy of information reported on stolen property by increasing the edits, thereby rejecting some erroneous codes previously accepted into UCR reports.

Produced an in-depth analysis report of all pedestrian accidents for prior years 1973 and 1974.

Revised the ASAP (Alcohol Safety Action Program) report to provide for Race/Sex factor, Court related information and elimination of unnecessary information.

Provided for raises in Blue Cross/Blue Shield premiums applicable to department members.

Implemented edits for accuracy of Mo. Driver License Number in the Alert System, rejecting those that are invalid.

Provide a list of KCMOPD Sergeants by Date of Rank Sequence to be used in Personnel Management related functions.

Produce arrest information related to attempt rapes , rapes, and disposition data.

Revised County Corrections report to exclude from master list of inmates those that are out on release.

Revised the daily operations summary program to reflect computer down time as a result of hardware malfunctions (other than computer malfunctions).

Programmed for Automatic Relay to KBI of Wanted Persons Hits made by Kansas terminals.

Revised the automated administrative file index system to provide for new categories of letters on file.

Implemented NCIC missing persons file to Missouri State Highway Patrol Terminal for Missouri Agencies and direct to NCIC for Kansas Agencies using the Alert System.

Implemented TSO (Time Sharing Operation) and as a result practically eliminated key punch operations in data collection.

Produced reports reflecting information used in the Sergeants and Detective Assessment Center.

Implemented procedures which provide capability to retrieve an officers current unit of assignment for entry on the Court Docket.

Created a program which reflects a report of all nolle-processed cases.

Revised Expired License programs to include 1975 and to produce more useable reports.

Enhanced edits of offense entries thus decreasing the number of errors to be corrected before running monthly offense reports.

Found and corrected a problem that caused "R" type General Index records to be deleted in error. The absence of these records caused offense records to not be written on the monthly and year-to-date tapes.

Developed a series of programs affected by the dispositions that were entered too late to be on the monthly tapes.

Modified the majority of the programs affected by the Security Header P.I.

Implemented computerized mapping portraying crime indices.

Converted a major portion of the ALERT System to IMS for implementation on January 1977.

Implemented virtual operating system as the new executive control program thereby increasing the capabilities of the system 370/158.

Implemented the Houston Auto Spool Program (HASP) to better manage the ALERT system's batch programming scheduling and throughput.

Installed 3330-11 disk drives to provide more data storage facilities.

Developed procedures to parallel test systems converted to IMS with the on-line ALERT system.

Made modifications to the ALERT T.P. system to enhance performance.

Developed programs to objectively measure performance of the system.

Installed 3767 terminals to replace 2740 terminals at many locations on the ALERT system.

Began operating the system console in "Display Mode", a technique designed to enhance system operation.

Modified the Systems Maintenance Facility (SMF) to keep better account of the use of system resources.

Developed in house IMS/TCAM interface through providing easy conversion from FASTER to IMS. A cost savings of \$500 per month.

Created a program to retrieve active transactions on the TCAM message queues data set, storing them on tape for subsequent requeuing after a TCAM cold start, thus providing improved system integrity.

Modified newsletter programs to produce separate 'MULES' activity page, separate 'ALECS' activity page, combine Criminal Justice activity page and made general history file changes.

Automated the process of sending a reminder notice to parties who have requested a court date on a parking case.

Automated the parking ticket process to the extent that all unpaid tickets where the owner has been identified will result in a warrant being generated without clerical intervention.

Automated the process of sending out final notices to all people who were not identified in first 10 days after ticket was issued.

Made operational change in manner of serving warrants, which allows the warrant to remain in its place of origin (court) and yet be served by the police. This cuts down on clerical handling and minimizes mistakes.

Developed a pre-trial screening report for GOS arrests.

Through utilization of SPSS (Statistical Package for the Social Sciences) promotional testing results and human resources questionnaire results have been analyzed.

The SPSS programs for descriptive and inferential statistics have been satisfactorily used to analyze assessment center results and job satisfaction measurements.

SPSS programs have been used to evaluate the reliability of assessment center ratings.

SPSS printouts have provided information as to how employees view the organization, what variables influence job satisfaction, preferred job assignments, and supervisor-subordinate relations.

The principal SPSS programs utilized to date have been those for descriptive statistics, correlations, tests of significance, and analysis of variance.

Additional uses of SPSS include problem analysis for potential programming in the areas of juvenile delinquency and aid to elderly victims.

END

1000-1000