

# 1974 Annual Report of the San Francisco Police Narcotic Bureau

36020 c.2

SAN FRANCISCO POLICE DEPARTMENT

NARCOTIC BUREAU  
ANNUAL REPORT  
CALENDAR YEAR  
- 1974 -

NCJRS

AUG 19 1975

ACQU

Prepared For

The Honorable Board of Police Commissioners,  
MARVIN E. CARDOZA, President,  
WASHINGTON E. GARNER, M.D.,  
ROBERT E. BUCKLEY

and

DONALD M. SCOTT  
Chief of Police

Submitted By

JOHN F. KERRIGAN  
Lieutenant of Police  
Commanding Narcotic Bureau

SAN FRANCISCO POLICE DEPARTMENT - NARCOTIC BUREAU  
ANNUAL REPORT OF ACTIVITIES, ACHIEVEMENTS AND STATISTICS FOR  
CALENDAR YEAR 1974

The San Francisco Police Department Narcotic Bureau is a specialized investigative unit that is administratively answerable to the Chief of Police. The Bureau is charged with the enforcement of all narcotics and dangerous drug statutes within the confines of the City and County of San Francisco and additionally all violations of these statutes are administratively processed and evaluated by the Narcotic Bureau for court presentation by the District Attorney.

The missions and goals of the Narcotic Bureau are the elimination and suppression of the major narcotic trafficker and purveyor of dangerous drugs and the attendant criminal activity.

During Calendar Year 1974 it is felt that these missions and goals have been well met. We have experienced some reduction in the number of arrests for narcotic violations and a large increase in seizures of narcotics, dangerous drugs and hallucinogens. Listed below are comparison statistics for calendar years 1973 and 1974.

<u>Calendar Year</u>	<u>Adults</u>	<u>Juveniles</u>	<u>Totals</u>
1973	5562	634	6196
1974	4372	244	4616
Decrease	1190	390	1580
% Decrease	21.3%	61.5%	25.5%

Seizures of controlled substances, Calendar Year 1974, all weights in grams.

<u>NARCOTICS</u>	<u>1973</u>	<u>1974</u>	<u>DIFFERENCE</u>
HEROIN	3356	8808	+ 5452 grams
CODEINE, MORPHINE AND OPIUM DERIVATIVES	358	1118	+ 760 grams
COCAINE	1123	699	- 424 grams
METHADONE	5.28	11.85	+ 6.57 grams
<u>DANGEROUS DRUGS</u>			
BARBITURATES	2158	4160	+ 2002 grams
AMPHETAMINES	869	6028	+ 5159 grams
<u>HALLUCINOGENS</u>			
MARIJUANA/HASHISH	237611	536603	+ 298992 grams
LSD, PCP, ETC.	10.6	2002.7	+ 1992.1 grams
PEYOTE/MESCALINE	29.6	1246.5	+ 1216.9 grams

Additionally, during 1974 the members of the Narcotic Bureau worked in cooperation with other local narcotic enforcement agencies, the California State Bureau of Narcotic Enforcement, the U.S. Drug Enforcement Administration, the DEA Task Force, the U.S. Bureau of Customs, the U.S. Postal Inspection Service and Military Agencies. These cooperative investigations, some 38 in number, resulted in the arrest of 87 individuals and the below listed seizures. These seizures were made in the primary jurisdictions of the cooperating agencies and therefore, these agencies retained custody of the evidence and the amounts are not reflected in the totals reported above.

HEROIN	2,019 grams
COCAINE	2,085 grams
MARIJUANA	62,872 grams
HASHISH	2,199 grams
HASHISH OIL	2,722 grams
LSD	45.2 grams

The arrests and seizures in the City and County of San Francisco resulted in the placement of 9,578 criminal charges for violations of the Health and Safety Code, the Penal Code and the Business and Professions Code. These violations are categorized as follows:

Narcotics	4389
Dangerous Drugs	855
Marijuana/Hashish	2005
Miscellaneous	<u>2329</u>
Total Charges	9578

Additionally, members of the Narcotic Bureau effected a total of 208 arrests for other than narcotic violations. These arrests are categorized as follows:

Crimes Against Persons	81
Crimes Against Property	59
Crimes Involving Vehicles	24
Crimes Involving Weapons	<u>44</u>
Total Arrests	208

The decrease in arrests and the increase in the seizures of contraband can be subjectively assessed as reflecting a qualitative approach of enforcement activities as opposed to the quantitative approach of past years. Albeit that there is a marked increase in the availability of narcotics and dangerous drugs in San Francisco, it has become increasingly difficult to purchase large amounts of narcotics and it appears that the increased enforcement activity in San Francisco has forced the trafficker and supplier to take up residence in the peripheral areas.

It is felt that these current conditions exist primarily because of the change in policy of the Narcotic Bureau which was implemented in early 1973. Since this time the majority effort of the Bureau has been directed toward the major narcotic trafficker and supplier and the purveyor of dangerous drugs. Additionally, in 1973 the Narcotic Bureau was awarded an LEAA Discretionary Grant in the amount of \$250,000 which greatly enhanced our capability to deal with the problem by providing sorely needed automotive, electronics and communication equipment. The Grant also facilitated the training of fifteen members of the Patrol Force and allowed eight members of the Narcotic Bureau to attend the California Department of Justice Narcotics Investigation Course and three members to attend the Criminal Intelligence Data Collector Course of the CDOJ Organized Crime and Criminal Intelligence Branch. It is felt that this training has proven quite viable and will measurably improve investigations and arrests in the future.

The Narcotic Bureau is currently structured in two sections:  
Operations and Administration.

The Operations Section of the Narcotic Bureau is comprised of four investigative platoons and the Covert Investigation Pool. There are three General Investigative Platoons, and a Juvenile Investigative Section. The General Investigative Platoons alternate working shifts on a semi-monthly basis, one platoon works days while the other two work nights and the schedule is rotated semi-monthly. This schedule ensures the maximum number of personnel being available during peak activity hours while allowing the broadest coverage with the assigned strength of the Narcotic Bureau. At all times on-call supervisors and investigators are available through the Operations Center.

The Operations Section is specifically charged with the investigation of all complaints and additionally with self initiated investigations. The Covert Investigation Pool is utilized on a need basis and is charged with all undercover operations, including the purchase of Narcotics, Dangerous Drugs and other contraband.

The Juvenile Investigative Section is tasked with the investigation and initiation of narcotic complaints wherein the victim or the perpetrator is a juvenile. This Section is in constant liaison with the Police Juvenile Bureau, the Juvenile Court, the Juvenile Probation Department and the San Francisco Unified School District, as well as private treatment counseling agencies.

The Administration Section of the Narcotic Bureau is divided into two separate functions. The Intelligence and Liaison Section and the Auxiliary Services Section.

The Intelligence and Liaison Section is charged with maintaining liaison contact with all Federal, State and Local Enforcement Agencies as well as the collection, evaluation, analysis and dissemination of information concerning the major narcotic trafficker, trends in narcotic use and availability, and other pertinent information. Additionally, this section assists in the Diversion Program and with any interface with the Health Care Delivery Services.

The Auxiliary Services Section of the Narcotic Bureau is comprised of the District Attorney Liaison Section which reviews all narcotics arrests for presentation to the District Attorney and the Court Liaison Section which coordinates and facilitates all narcotic related court appearances for the Department. Also, the Auxiliary Services Section includes the non-sworn clerical personnel and the record maintenance function of the Narcotic Bureau.

The Narcotic Bureau also participates in the Drug Enforcement Administration Task Force and presently contributes four members to this multi-agency operation. A member of the Narcotic Bureau is currently the Deputy Chief Investigator in charge of the Task Force.

Attached to this report you will find various statistical reports dealing with the activities of the Narcotic Bureau during 1974 and additional pertinent statistics from other segments of the Criminal Justice System.

ATTACHMENTS

- I. Recapitulation of Narcotic Arrests, 1967 thru 1974
- II. Recapitulation of all Seizures, 1974
- III. Recapitulation of charges placed by Controlled Substance Category, 1974
- IV. Recapitulation of Diversion Cases - Penal Code Section 1000, 1974
- V. Recapitulation of Superior Court Arraignments of Narcotic Cases, 1972 thru 1974
- VI. Narcotic Arrests Graph, 1967 thru 1974
- VII. Juvenile Narcotic Arrests Graph, 1967 thru 1974
- VIII. Heroin Seizures Graph, 1967 thru 1974
- IX. Annual Narcotic Bureau Statistical Report, 1974

MONTHLY RECAPITULATION OF NARCOTIC ARRESTS DURING CALENDAR YEAR 1974

	<u>Narcotic Bureau</u>		<u>Outside Companies</u>		<u>Totals</u>
January 1974	Adults	181	Adults	200	381
	Juveniles	4	Juveniles	15	19
February 1974	Adults	98	Adults	210	308
	Juveniles	2	Juveniles	25	27
March 1974	Adults	110	Adults	200	310
	Juveniles	0	Juveniles	23	23
April 1974	Adults	92	Adults	236	328
	Juveniles	0	Juveniles	16	16
May 1974	Adults	116	Adults	267	383
	Juveniles	2	Juveniles	20	22
June 1974	Adults	100	Adults	230	330
	Juveniles	2	Juveniles	17	19
July 1974	Adults	102	Adults	233	335
	Juveniles	5	Juveniles	22	27
August 1974	Adults	107	Adults	241	348
	Juveniles	1	Juveniles	9	10
September 1974	Adults	65	Adults	294	359
	Juveniles	1	Juveniles	12	13
October 1974	Adults	120	Adults	305	425
	Juveniles	2	Juveniles	14	16
November 1974	Adults	83	Adults	370	453
	Juveniles	1	Juveniles	28	29
December 1974	Adults	72	Adults	340	412
	Juveniles	1	Juveniles	22	23
Narcotic Bureau Adults		1246	Outside Company Adults		3126
Narcotic Bureau Juveniles		21	Outside Company Juveniles		223
		1267			3349

Total Adult Arrests 4372  
Total Juvenile Arrests 244  
Total Narcotic Arrests 4616

SAN FRANCISCO  
POLICE DEPARTMENT

INTRA-DEPARTMENTAL MEMORANDUM

	DIST. DIV. DET. Crime Laboratory	DAY & DATE Mon. 01/20/75
Capt. Charles A. Barca Chief of Inspectors	SUBJECT:  QUANTITIES OF NARCOTICS AND DANGEROUS DRUGS	

Sir:

I respectfully report the following information concerning the analysis of Controlled Substances by the Crime Laboratory during the Calendar Year 1974.

Controlled Substances

Narcotics

Heroin	8,808.44	grams
Cocaine	699.03	grams
Codeine and Opium Derivatives	1,118.03	grams
Methadone	11.55	grams
*Miscellaneous		

Dangerous Drugs

Barbiturates	4,160.41	grams
Amphetamines	6,025.88	grams
*Miscellaneous	30.80	grams
Amyl Nitrite (Dose Form)	22	

Hallucinogens

Marijuana	536.084	kilograms
Plants	527	
Hashish	519.16	grams
Lysergic Acid Diethylamide (LSD)	2,000.10	grams
Peyote	1,246.50	grams
Phenylcyclohexylpiperidine (PCP)	2.63	grams
*Miscellaneous	35.70	grams

FROM Shoji Horikoshi		APPROVED BY:		REFER TO	
CRIMINOLOGIST #1		STAR	STAR		

RECAPITULATION OF NARCOTIC CHARGES  
PLACED DURING CALENDAR YEAR 1974

I respectfully report the following recapitulation of narcotic charges placed during calendar year 1974 by members of the Narcotic Bureau and Outside Companies. These charges are indicated by the appropriate code violation and delineated by category of controlled substances.

CHARGES PLACED

	Category Total	Category Percentage
Narcotics	4389	45.8%
Dangerous Drugs	855	8.8%
Marijuana/Hashish	2005	20.7%
Miscellaneous	2392	24.7%
TOTAL	9578	100.0%

NARCOTICS

11350 H&S Code	Possession of Narcotics	3963
11351 "	Possession for Sale	306
11352 "	Sale/Smuggling/Transporting	105
11353 "	Adult Influence a Minor	15
		<u>4389</u>

DANGEROUS DRUGS

11377 H&S Code	Possession	602
11378 "	Possession for Sale	58
11379 "	Sale/Manufacture/Transporting	139
11380 "	Adult Use of Minor	5
11382 "	Substitution	51
		<u>855</u>

MARIJUANA/HASHISH

11357 H&S Code	Possession	1480
11358 "	Plant and Cultivation	121
11359 "	Possession for Sale	195
11360 "	Sale/Smuggling/Transporting	205
11361 "	Adult Use of Minor	4
		<u>2005</u>

MISCELLANEOUS

11364 H&S Code	Possession of Narcotic Paraphernalia	172
11365 "	Visiting a Place Where Narcotics are Used	187
11366 "	Maintaining a Place Where Narcotics are Used	148
11368 "	Forgery of Drug Documents	37
11550 "	Addict Under the Influence	452
647f Penal Code	Any Person Under the Influence of Drugs	801
4143a B&P Code	Possession of Dangerous Drug Paraphernalia	532
		<u>2392</u>

SAN FRANCISCO  
POLICE DEPARTMENT

INTRA-DEPARTMENTAL MEMORANDUM

DIST. BLR. DET. Narcotic Bureau	DAY & DATE Tuesday, 14 January 1975
------------------------------------	--

SUBJECT:  Recapitulation of Diversion Cases during Calendar Year 1974.
---

Lt. John F. Kerrigan  
Commanding, Narcotic  
Bureau

Sir:

I respectfully report the following recapitulation of Diversion Cases for Calendar Year 1974. These statistics were furnished by the Adult Probation Department and represent the first full reporting year for Diversion since the enactment of Penal Code Section 1000. During 1974 there were 671 individuals diverted, during the last six months of 1973 there were 342 individuals diverted. It should be noted that members of the Narcotic Bureau have participated in all Diversion Education Classes since the inception of the program and additionally this Bureau cooperates with the Probation Department in referral investigations upon request.

RECAPITULATION OF DIVERSION CASES - 1974

Number of cases referred for investigation	721
Referred from Superior Court	46
Referred from Municipal Court	675
Number of Cases accepted for Diversion	671
Percentage of Cases rejected for Diversion by the Courts	7%
Average monthly Court referrals for investigation	60
Percentage of those diverted who successfully finish program	95%
Percentage of referrals charged with:	
Marijuana possession	70%
Narcotics possession	16%
Dangerous Drug possession	8%
Miscellaneous offenses	6%
Percentage of Diversion Cases referred to:	
Drug Education Programs	85%
Treatment Programs	12%
Rehabilitation Programs	3%
Percentage of Diversion Cases by Sex category	
Male	83%
Female	17%

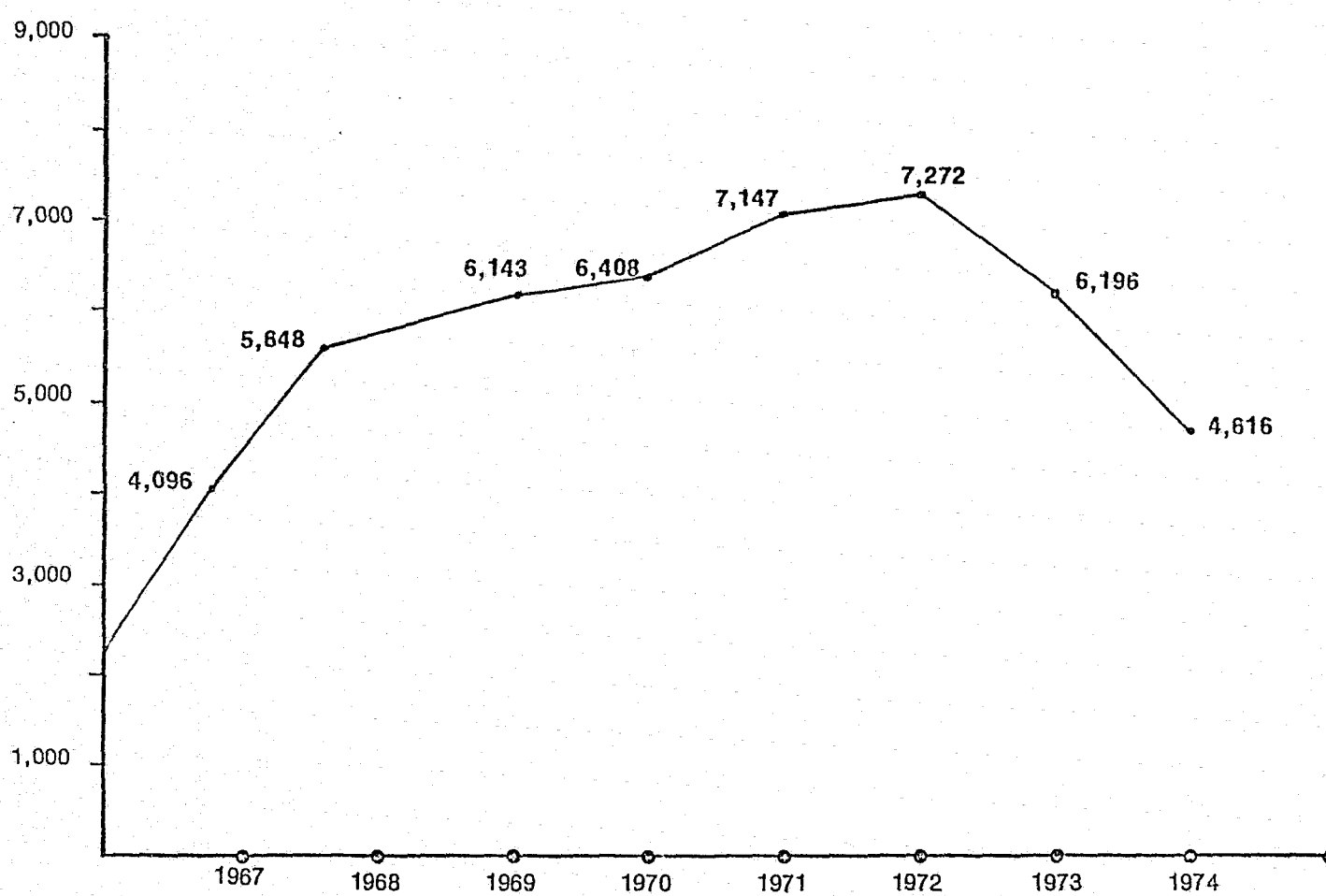
APPROVED BY: <i>Cecil M. Pharris</i> Cecil M. Pharris	APPROVED BY: <i>John F. Kerrigan</i> John F. Kerrigan	REFER TO
STAR Inspector 1617	STAR Lieutenant 1018	

RECAPITULATION OF SUPERIOR COURT  
ARRAIGNMENTS OF NARCOTIC CASES

1972 thru 1974

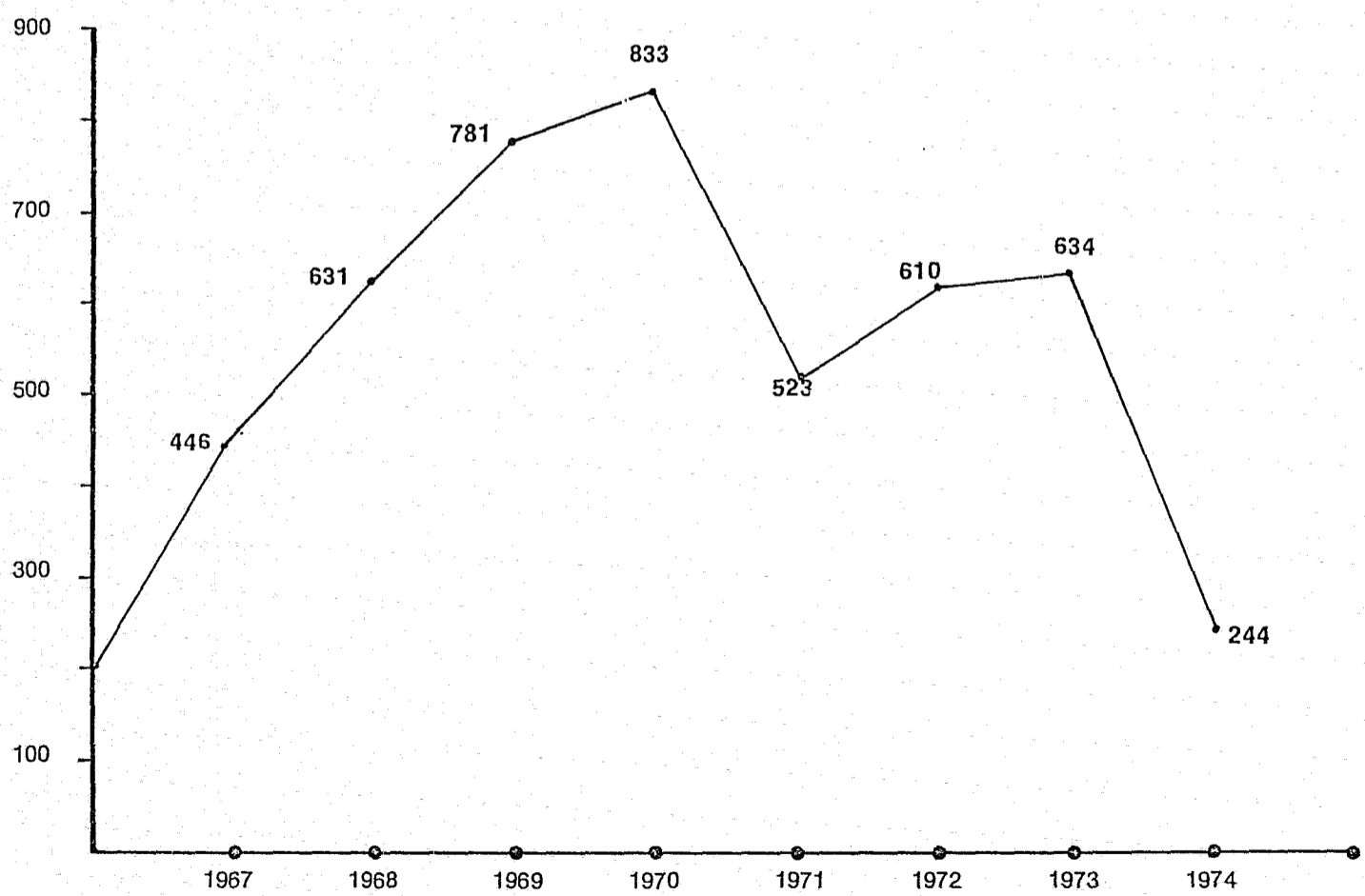
I respectfully report the following concerning Superior Court arraignments of narcotic cases for calendar years 1972 thru 1974.

	<u>1972</u>	<u>1973</u>	<u>1974</u>
Total Superior Court arraignments	3039	2693	2141
Total Narcotic arraignments	1278	1110	772
Percentage of Narcotic arraignments	42.1%	41.2%	36.1%
<u>Narcotics:</u>			
Possession	309	304	200
Possession for sale	108	121	102
Sale	438	400	243
Adult influence minor	2	2	1
Substitution	<u>20</u>	<u>13</u>	<u>1</u>
TOTALS	877	840	547
% of Narcotic arraignments	68.6%	75.7%	70.9%
<u>Marijuana:</u>			
Possession	121	100	52
Possession for sale	58	31	24
Sale	44	53	49
Cultivation	<u>-</u>	<u>5</u>	<u>8</u>
TOTALS	223	189	133
% of Narcotic arraignments	17.4%	17.0%	17.2%
<u>Dangerous Drugs &amp; Miscellaneous:</u>			
Possession	73	42	36
Possession for sale	-	7	10
Sale	105	31	42
Adult use of Minor	-	-	3
Addict (Misdemeanor)	-	1	-
Forgery of Drug Documents	<u>-</u>	<u>-</u>	<u>1</u>
TOTALS	178	81	92
% of Narcotic arraignments	14.0%	7.3%	11.9%



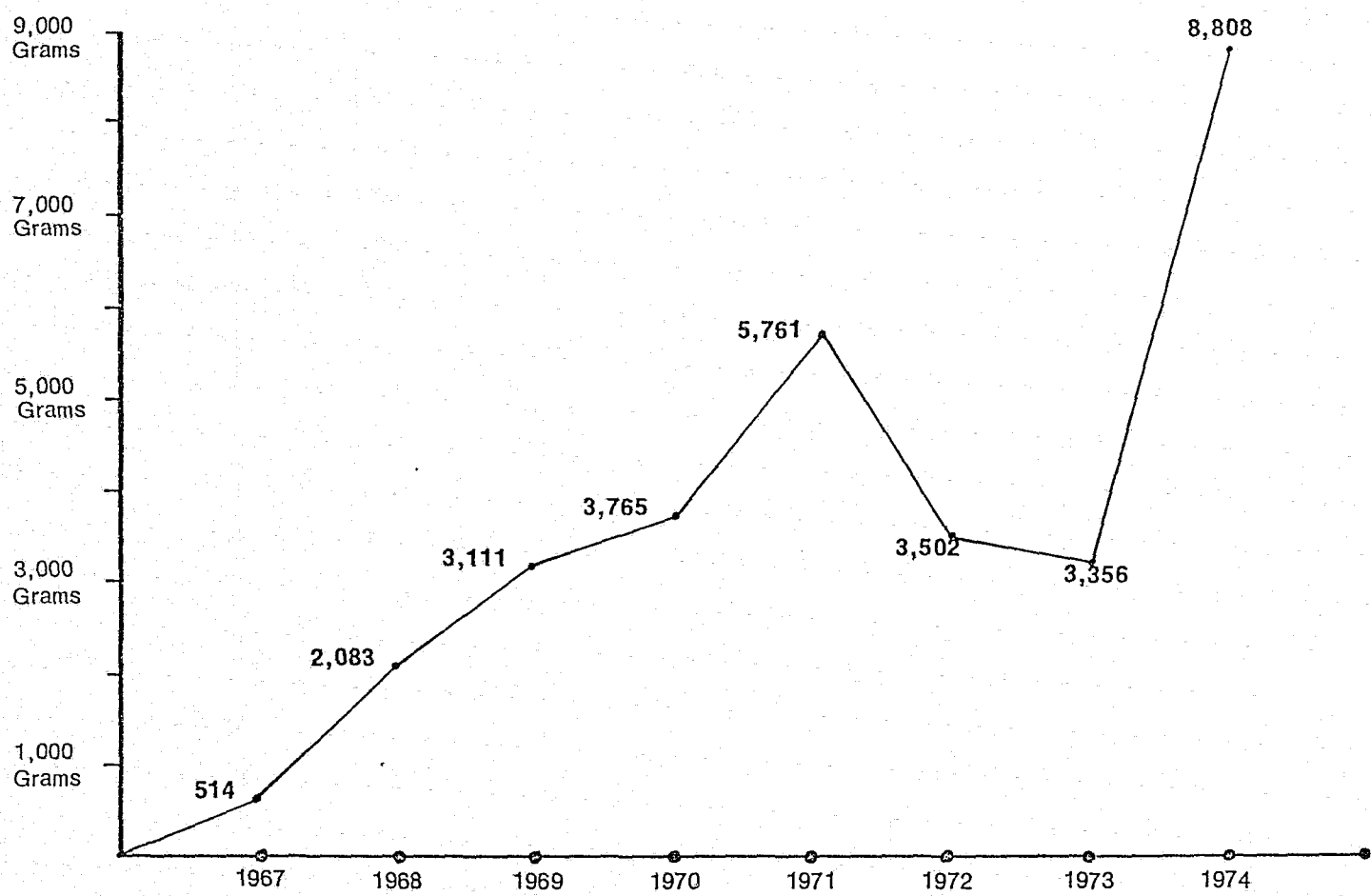
TOTAL NARCOTIC ARRESTS - 1967 THROUGH 1974  
San Francisco Police Department

Narcotic Bureau  
January 1975



JUVENILE NARCOTIC ARRESTS - 1967 THROUGH 1974  
San Francisco Police Department

Narcotic Bureau  
January 1975



HEROIN SEIZURES - 1967 THROUGH 1974  
San Francisco Police Department

Narcotic Bureau  
January 1975

SAN FRANCISCO POLICE DEPARTMENT

NARCOTIC BUREAU

ANNUAL STATISTICAL REPORT - 1974

This report reflects the number of arrests, amounts of seizures and other pertinent data for Calendar Year 1974.

I. Total individuals arrested during calendar year 1974.

Adults arrested .....	4372
Juveniles arrested .....	<u>244</u>
Total	4616

Total Arrests

1967 total arrests	4096		
1968 " "	5648	increase of 38.0%	over 1967
1969 " "	6143	increase of 8.5%	over 1968
1970 " "	6408	increase of 4.3%	over 1969
1971 " "	7147	increase of 10.4%	over 1970
1972 " "	7272	increase of 2.0%	over 1971
1973 " "	6196	decrease of 14.8%	under 1972
1974 " "	4616	decrease of 21.3%	under 1973

Juvenile Arrests

1967 total arrests	446		
1968 " "	631	increase of 41.5%	over 1967
1969 " "	781	increase of 24.0%	over 1968
1970 " "	833	increase of 6.7%	over 1969
1971 " "	523	decrease of 38.4%	under 1970
1972 " "	610	increase of 16.5%	over 1971
1973 " "	634	increase of 3.9%	over 1972
1974 " "	244	decrease of 61.5%	under 1973

II. During Calendar Year 1974 a total of 4616 individuals were arrested for violations of the Narcotic Statutes. These arrests resulted in the placement of 9578 individual charges, the majority of which were adjudicated in the Criminal Courts.

Narcotics .....	4389
Marijuana/Hashish .....	2005
Dangerous Drugs .....	855
Miscellaneous .....	<u>2329</u>

Total ..... 9578

Statistical data supplied by the Adult Probation Department indicates that 671 persons were diverted from the Criminal Justice System during 1974, pursuant to Section 1000 of the Penal Code, and Ninety-five percent of the individuals so diverted successfully finished the program. The individuals diverted were categorized as follows:

Marijuana Possession .....	70%
Narcotics Possession .....	16%
Dangerous Drug Possession ....	8%
Miscellaneous Offenses .....	6%

The annual report of the Superior Court of the City and County of San Francisco indicates that 36.1% of all arraignments were for violations of the narcotic statutes. These violations are categorized as follows:

Narcotics .....	70.9%
Marijuana/Hashish .....	17.2%
Dangerous Drugs/Miscellaneous ....	11.9%

Other Criminal Charges placed by members of the Narcotic Bureau.

Crimes against Persons .....	81
Crimes against Property .....	59
Crimes involving motor vehicles ....	24
Crimes involving weapons .....	<u>44</u>

Total ..... 208

During Calendar Year 1974 the Narcotic Bureau effected a total of 938 "Buys" or purchases of Narcotics and Dangerous Drugs.

Narcotics .....	606
Dangerous Drugs .....	134
Hallucinogens .....	198
Total .....	938

SEIZURES OF NARCOTICS AND DANGEROUS DRUGS

The statistical data relating to the seizures of narcotics and dangerous drugs was compiled by the Crim. Lab of the Bureau of Inspectors. (All weights given in grams.)

NARCOTICS

	HEROIN	COCAINE	CODEINE, MORPHINE and OPIMUM DERIVATIVES
1967	514 grams	100 mg.	64.1 grams
1968	2083 "	8.7 grams	121.5 "
1969	3111 "	255.0 "	339.3 "
1970	3765 "	1804.6 "	370.0 "
1971	5761 "	1076.2 "	555.4 "
1972	3502 "	2249.2 "	348.2 "
1973	3356 "	1122.9 "	357.7 "
1974	8808 "	699.1 "	1118.1 "

DANGEROUS DRUGS

	BARBITURATES	AMPHETAMINES	METHADONE
1967	880 grams	136.5 grams	*This statistic was not kept prior to 1972
1968	1543 "	489.0 "	
1969	14099 "	1426.0 "	
1970	4899 "	1135.6 "	
1971	9587 "	15807.5 "	
1972	2032 "	1655.9 "	16.00 grams
1973	2158 "	869.0 "	5.28 "
1974	4160 "	6025.4 "	11.55 "

HALLUCINOGENS

	MARIJUANA/ HASHISH	LSD, PCP, Etc.	PEYOTE/ MESCALINE
1967	86990 grams	1.0 grams	26.0 grams
1968	454760 "	6.5 "	23.0 "
1969	360500 "	13.3 "	16.0 "
1970	651819 "	591.8 "	687.0 "
1971	270968 "	553.2 "	167.8 "
1972	190754 "	30.9 "	250.5 "
1973	237611 "	10.6 "	29.6 "
1974	536603 "	2002.7 "	1246.5 "

Additionally, during 1974, the members of the Narcotic Bureau worked in co-operation with other Local Narcotic Enforcement Agencies, the California State Bureau of Narcotic Enforcement, the U.S. Drug Enforcement Administration, the DEA Task Force, the U.S. Bureau of Customs, the U.S. Postal Inspection Service and Military Investigative Agencies. These cooperative investigations, some 38 in number, resulted in the arrest of 87 individuals and the below listed seizures. These seizures were made in the primary jurisdictions of the co-operating agencies and therefore, these agencies retained custody of the evidence and these amounts are not reflected in the totals reported above.

Heroin .....	2,019 grams	Hashish .....	2,199 grams
Cocaine.....	2,085 grams	Hashish Oil....	2,722 grams
Marijuana.....	62,872 grams		

John F. Kerrigan  
Lieutenant of Police  
Commanding Narcotic Bureau

DONALD M. SCOTT  
Chief of Police

END