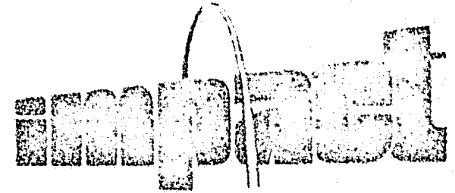


OR

SAINT LOUIS COMMISSION ON CRIME AND LAW ENFORCEMENT

417 CITY HALL
SAINT LOUIS, MISSOURI 63103
(314) 453-4397 453-4398



OTTO G. HEINECKE
EXECUTIVE DIRECTOR

NCJRS

January 28, 1975

SEP 16 1976

ACQUISITIONS

Ronald B. Safren, Project Director
Circuit Attorney Supplement
Circuit Attorney's Office
1320 Market Street
St. Louis, Missouri 63103

RE: Circuit Attorney Supplement
S-MP34-72 and S-MP8-73
Final Evaluation Report

Mr. Safren:

Enclosed please find the final evaluation report for the above referenced project for the current award period. Your response to the report, in letter form, is requested within the next two weeks. Specific questions relating to the report may be directed to the Evaluation Analyst listed below. Your cooperation and assistance are appreciated.

36523

Sincerely,

OTTO G. HEINECKE
Executive Director

Evaluation Analyst: Robert Rosenthal
RR/OGH/bs
Enclosure

cc: Brendan Ryan
William Abrams

Dr. Larry Holmes
Dr. Richard Barnes ✓

Marc Dreyer

PROJECT REVIEW AND DRAFT EVALUATION REPORT

PROJECT: Circuit Attorney Supplement

SUBGRANT PERIOD: Phase I 11-1-72 to 6-30-73
Phase II 7-1-73 to 6-30-75

PROJECT NUMBER: Phase 1- S-MP34-72
Phase 2- S-MP8-73

PROJECT DIRECTOR: Ronald B. Safren

SUBGRANTEE: Circuit Attorney's Office

AUTHORIZING OFFICIAL: Brendan Ryan,
Circuit Attorney

GRANT AWARD: Funding

DATE OF REPORT: December 4, 1974

| | <u>Phase I</u> | <u>Phase II</u> |
|--------------------|----------------|-----------------|
| Federal | 210,978 | 187,000 |
| Local (in kind) | 42,196 | |
| Local (cash) | <u>28,130</u> | <u>20,777</u> |
| | 281,304 | 207,777 |

TABLE OF CONTENTS

36283

| | |
|---|----|
| SUMMARY AND CONCLUSIONS | 1 |
| PROJECT OBJECTIVES | 2 |
| PROJECT HISTORY | 3 |
| EFFORTS TOWARD MEETING PROJECT OBJECTIVES | 6 |
| BENEFITS | 10 |
| RECOMMENDATIONS AND QUESTIONS FOR CONSIDERATION | 46 |
| APPENDIXES | 49 |

CIRCUIT ATTORNEY SUPPLEMENT
S-MP34-72 S-MP8-73

SUMMARY AND CONCLUSIONS

The Circuit Attorney Supplement project began in November, 1972. The two project objectives were: first, to improve the overall quality of prosecutorial services; and second, to improve the warrant services through the use of two Mobile Warrant Units.

In an effort to improve the quality of prosecutorial services seven lawyers, five investigators, and three clerical employees have been employed by Circuit Attorney's Office. Initially, the additional personnel were to be assigned to a Criminal Investigation Unit. This Unit was to be composed of lawyer-investigator teams. Their specific target was to be the infiltration and prosecution of organized groups of burglars in addition to conducting in-depth follow-up investigations in the area of stranger to stranger crimes occurring in the City of St. Louis. Because of actual and expected increases in the Circuit Attorney's workload, all but two of the additional support personnel have been employed to help the Circuit Attorney's Office meet the pressure of the increased volume of work. It was hoped that increased staff would result in more grand jury indictments more guilty dispositions. Since the project began there has been a substantial increase in the workload and in the number of guilty dispositions, although there has been a slight decrease in the number of guilty dispositions per Circuit Court Arraignment.

The only special investigative unit that was established was the Homicide Investigation Unit. This Unit consists of one lawyer and one investigator. The function of the Unit was to do a thorough pre-trial investigation and preparation of each homicide case. Because most cases handled by this unit have not been adjudicated, the benefits of the Unit cannot be measured at this time. Preliminary findings, however, show a higher percentage of grand jury indictments have been experienced since the Unit was organized in August, 1973. In addition the pre-arraignment dispositions have been sped up.

The second objective was to improve the services provided by the Warrant Office. To this end the Circuit Attorney purchased two vehicles and converted them to Mobile Warrant Offices. These Mobile Warrant Offices, manned by one Circuit Attorney and one Investigator, responded to warrant requests at the district police stations. The Units normally operated on Friday and Saturday evening when the Central Warrant Office was closed. The primary purpose of the Unit was to save police, victims, witnesses, and the accused time in the seeking of warrants. Based on results of a one month sample in May, 1974, during the nine months considered in this evaluation 581 police hours were saved; 6416 hours the accused spent waiting for a warrant decision were saved; and finally 115 witness hours were saved.

In summary the project appears to have met its objectives. More complete data used in a subsequent evaluation, are now being collected which should permit a better understanding of the benefits of this project.

The Circuit Attorney Supplement project began in November, 1972. Although the basic objective of improving the quality of prosecutorial services has not changed, the methods of implementing this objective have been modified. This evaluation first, presents the project objectives; second, discusses the project's history; third, discusses the efforts toward meeting the project's objectives; and finally, discusses the benefits provided by the project to the Criminal Justice System.

PROJECT OBJECTIVES

1. Improve the quality of prosecutorial services for Impact Offenses through more intensive preparation and screening of cases.
2. Improve warrant services by placing two mobile warrant office units in the field to assist police officers in making warrant applications and in collection of evidence.

More specifically, the grant anticipates a substantial increase in the number of indictments returned by the Grand Jury and in the number of cases successfully prosecuted. By increasing convictions and incarcerations in correctional institutions where indicated, reductions in impact crimes¹ were expected to result.

To meet the objective, more investigators and attorneys were to be employed by the Circuit Attorney's Office. Close work between the St. Louis Police Department and the Circuit Attorney's Office in selective apprehension and intensive prosecution was expected to enable their mutual law enforcement obligations to be better accomplished. More specifically, by improving the quality of police and courtroom preparation, more apprehensions were expected to result in convictions.

¹Impact crimes are defined to include Homicide, Rape, Robbery, Assaults and Burglary.

PROJECT HISTORY

The original grant application recognized the Circuit Attorney's responsibility as part of the Criminal Justice Community of the City of St. Louis to help reduce Impact crimes. It was the opinion of the Circuit Attorney's Office, when the grant was first submitted, that by concentrating on burglary cases an overall reduction in impact crimes would be facilitated. This opinion was based on two suppositions. First, it was hypothesized: when a neighborhood in an urban area becomes a target for burglaries, it becomes inundated with the many associates of burglars. Although their particular field of criminal activity is not necessarily burglary, more often than not, it is oriented toward the stranger-to-stranger street crime situations of armed robberies, purse snatchings, strong arm robberies, and sexual assaults. Second, successful prosecution resulting in convictions serves to remove offenders from the population to be placed in correctional institutions and serves as a deterrent to potential criminals.

To accomplish the project objectives the legal and investigative staff of the Circuit Attorney's Office were to be increased substantially and the necessary logistical support was to be provided, including radio-telephone equipment as well as radio-equipped motor vehicles. It was envisioned that five attorneys, four legal investigators and two stenographers would be added to the Circuit Attorney's staff.

A Circuit Attorney's Criminal Investigation Unit was to be formed in conjunction with the Warrant Office comprised of lawyer-investigator teams. Their specific target was to be the infiltration and prosecution of organized groups of burglars in addition to conducting in-depth follow-up investigations in the area of stranger-to-stranger crimes occurring in the City of St. Louis. This unit was also to be trained to assist

the St. Louis Metropolitan Police Department from a legal stand point.

The methods of meeting the project objectives have been substantially changed during Phase II, which began in August, 1973. The Phase II grant application envisioned a broader approach to handling impact cases. The additional staff was now used to handle an increased Circuit Attorney workload rather than being assigned to a Criminal Investigation Unit.

The increased workload was anticipated for two reasons. First, serious crimes have increased in recent years. During the six years between 1966 and 1972 the number of warrants applied for increased by 40 percent and the number of warrants issued increased by 47 percent. Second, it was anticipated that as a direct result of the infusion of Federal funds to increase police presence, arrests and warrant applicants would increase even more rapidly. In addition, there has been a three folded expansion in the number of divisions in the Circuit Court for Criminal Causes in the City of St. Louis without a similar expansion of manpower in the Circuit Attorney's Office. As a result the Criminal Investigation Unit never became operational. The emphasis of the project shifted to providing general support services to the Circuit Attorney's Office, with two exceptions. A Homicide Investigation Unit and a Mobile Warrant Unit were established in August, 1973. The Homicide Investigation Unit was initially to consist of two lawyers and three investigators. The Circuit Attorney, however, found it more practical to assign only one attorney and one investigator to

this unit.

The overall case processing assistance, the Homicide Investigation Unit, and the Mobile Warrant Unit, are discussed in greater detail in subsequent sections of this evaluation.

Efforts to Meet the Project Objectives

The following discussion considers activity in both the Phase I and Phase II the project.

Objective 1: Improve the quality of prosecutorial services for Impact Offenses through more intensive preparation and screening of cases.

According to the Project Director, there are now fifteen positions funded under the Circuit Attorney Supplement Grant. These positions include seven lawyers, including the Project Director, five investigators, and three clerical employees. All the attorneys, except the Project Director, started their employment serving as warrant officers. After serving as warrant officers these attorneys handled cases in the pre-trial stage, and finally became trial lawyers. This is the normal progression of responsibility of lawyers in the Circuit Attorney's Office.

The Project Director feels project records give a misleading picture. As positions the Circuit Attorney's Office funded through the operating budget opened for reasons of attrition, these positions were filled by those initially hired under the grant. New lawyers were then hired to fill the grant positions. Merely by looking at the grant records, however, it would appear that grant personnel were limited to warrant office functions. While technically this is correct, this is not actually the case. The procedures of employing new attorneys under the grant were established to insulate those attorneys with the most experience in the event renewed funding was not available. All attorneys hired under this grant, who are still employed by the Circuit Attorney's Office are now trial lawyers. This Circuit Attorney's Office has received the services of the additional lawyers at all levels of operation. The investigators funded under this grant serve to assist the Circuit Attorneys in gathering evidence. This involves a multi-faceted role, including the collection of evidence and routine lab reports, as well as seeking additional witnesses and encouraging them to give testimony. Many, but not all investigators employed by

the Circuit Attorney's Office are on leave from the St. Louis Police Department.

The three clerical employees hired under the grant have assisted the Circuit Attorney's Office to assure the case records are current and that they are properly filed. In addition, they help record and process management and statistical information.

The Criminal Investigation Unit was never fully operational, by the time the staff was trained, a decision was made to use the personnel to handle the overall increase in the Circuit Attorney case load.

A Homicide Investigation Unit, composed of one attorney and one investigator, was implemented in August, 1973. Homicides represent the most serious crime against the person. The Unit was established to investigate homicide cases and handle all pre-trial case preparations, including presenting the case to the Grand Jury. Homicide cases are the most difficult cases to find witnesses willing to testify. Often, the best witness is dead and other witnesses refuse to get involved because of fear of retaliation. Thus a Homicide Investigation Unit function is to seek witnesses and help them overcome their fear and reluctance to testify. Because there are few homicides in relation to other impact crimes (only 215 homicides occurred in St. Louis in 1973) it was felt that a two man team could handle all homicide cases. There have been several attorneys who have worked in this unit.

Objective 2: Improve warrant services by placing two mobile warrant office units in the field to assist police officers in making warrant applications and in the collection of evidence.

In August, 1973, two mobile warrant units were placed in operation. A mobile warrant vehicle is simply a passenger automobile equipped with a police radio. The

the best use of the Warrant Officer's time. After the Circuit Attorney's warrant decision is made the arresting officer is required to complete a warrant disposition report. The following day the District Commander is to designate any police officer to file the arrest report and the criminal information record in the Circuit Attorney's Office. If a warrant was issued the same reports are to be filed with the State Board of Probation and Parole.

Before the Mobile Warrant Unit became operational, the Warrant Office was closed on Friday or Saturday evenings. If an arrest occurred either evening the Arresting Officer had to wait until the following morning to apply for a warrant. This necessitated a trip downtown the next morning often on off-duty time for the police officers as well as for victims and witnesses. It also meant the accused might be faced with posting bond or spending a night in the holdover, even when the warrant was refused. Thus, a major benefit of the Mobile Warrant Unit was time saved for victims, police officers, and offenders.

units were employed to serve as an outreach from the Circuit Attorney's Office to the district police stations and as a night warrant office. Prior to the institution of the Mobile Warrant Unit, warrants were not available between 5 P.M. and 8 A.M. The mobile units were planned to be operational on those evenings in which the crime rate was the highest. The warrant units have been regularly operational on Friday and Saturday evenings from 7 P.M. until 2 A.M. or on infrequent occasions, the units have also operated on Thursday evenings. The reason the units operated from 7 P.M. rather than when the warrant office closed at 5 P.M. was to permit police officers time to prepare their warrant applications. According to the Project Director the second police shift comes on duty at 3 P.M. and it normally takes at least four hours to make an arrest and apply for a warrant. Each mobile warrant vehicle is staffed with one Circuit Attorney and one Circuit Attorney Investigator. On some occasions an additional Circuit Attorney is in the vehicle as part of a training session, prior to an initial solo assignment. It is the Investigator's function to drive the vehicle, serve as protection to the Circuit Attorney in the high crime areas, and to assist in the investigation and warrant preparation. One unit is assigned to north St. Louis and the other to south St. Louis. There is no fixed north-south boundaries, however, and both cars are flexible in reporting to the districts where the incidents arise. All mobile warrant officers and investigators operate the unit on an overtime basis.

The procedure for use of the mobile warrant office by the police was set forth in special order number 74-5-6 dated April 5, 1974, (See Appendix 2). Mobile warrants are to be considered in serious felony cases only. Prior to contacting the mobile warrant office the arresting officer is expected to have completed the arrest report and have made a telephone records check. It is important that this procedure be followed so that the Circuit Attorney will not influence the preparation of the police report, and also to make

BENEFITS

Objective 1: Improve the quality of prosecutorial services for Impact offenses through more intensive preparation and screening of cases.

There are two project activities that have been employed to meet this objective: first, the overall increase in the Circuit Attorney staff, and, second, the institution of the Homicide Investigation Unit.

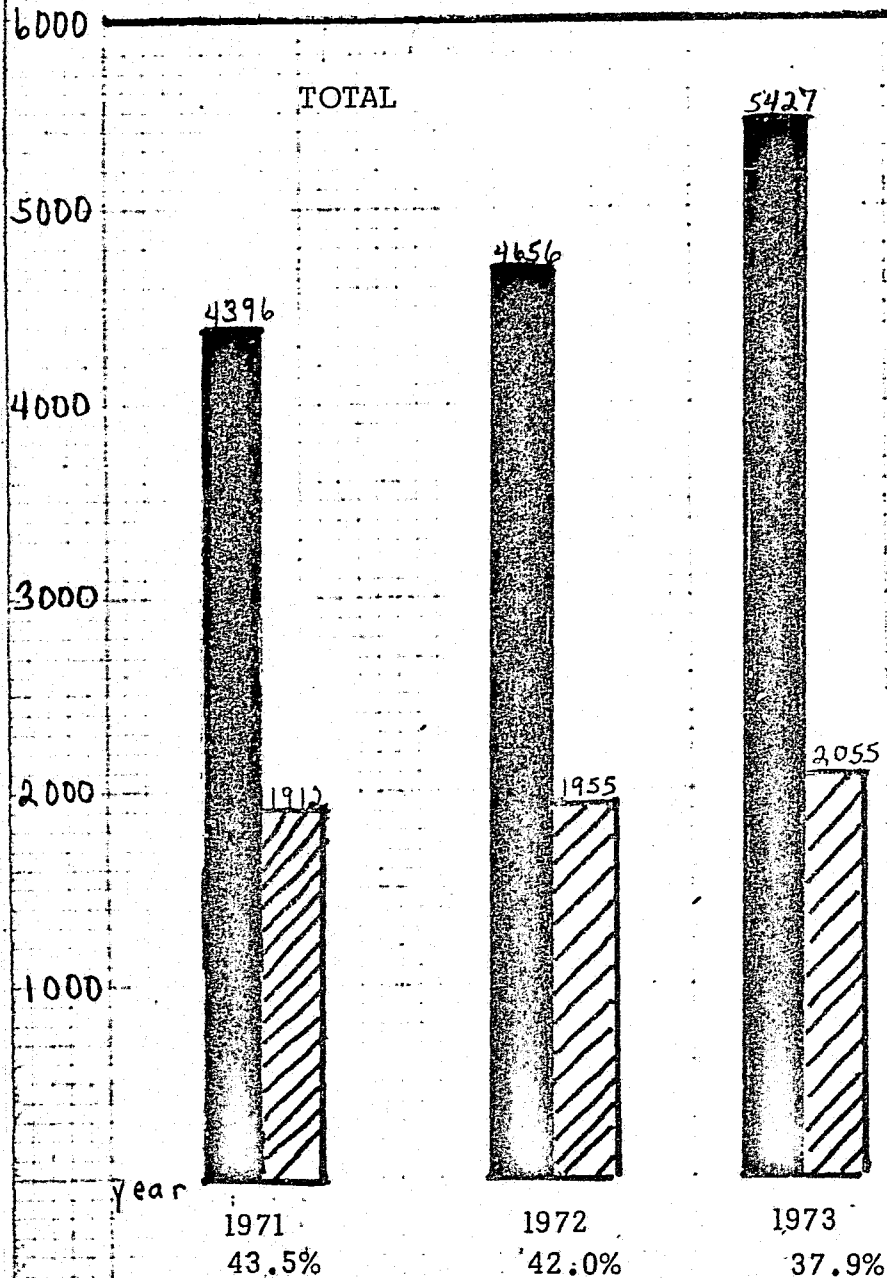
A) Increase in the size of the Circuit Attorney Staff. The number of Assistant Circuit Attorneys has increased by about twenty percent as a result of this grant and the number of investigators has increased by approximately forty percent. It was expected that the increased staff would allow the Circuit Attorney to handle the increased workload and have a positive impact on the disposition of cases. All cases handled by the Circuit Attorney's Office for a sample twenty-two week period for the years, 1971, 1972, and 1973, were examined to measure the impact of the additional staff. The warrant, pre-trial, and trial activity of the Circuit Attorney's Office for this time period are set forth in Appendix I. While this data does not show the entire Circuit Attorney workload, it does give an indication of changes in volume of the workload and changes in patterns of dispositions.

Figure I demonstrates that during the 22 week sample period the number of warrants requested and the number of warrants issued have increased steadily from 1971 to 1973. Table I illustrates the percentage increase of warrant requests during this period. From 1971 to 1973 warrant requests increased 23.4%; while from 1972 to 1973 the increase was 16.5%. Although the project began operation in November, 1972, considering start up time, 1973 should be considered the first complete year of funding. The number of warrant requests is the best indication of the workload of the warrant office. It should be kept in mind

FIGURE
 WARRANTS REQUESTED AND WARRANTS
 ISSUED DURING AUGUST THROUGH
 DECEMBER 1971, 1972 and 1973

CASES
 6000

TOTAL



Year

Percent of warrants requested that were issued

IMPACT OFFENSES ONLY

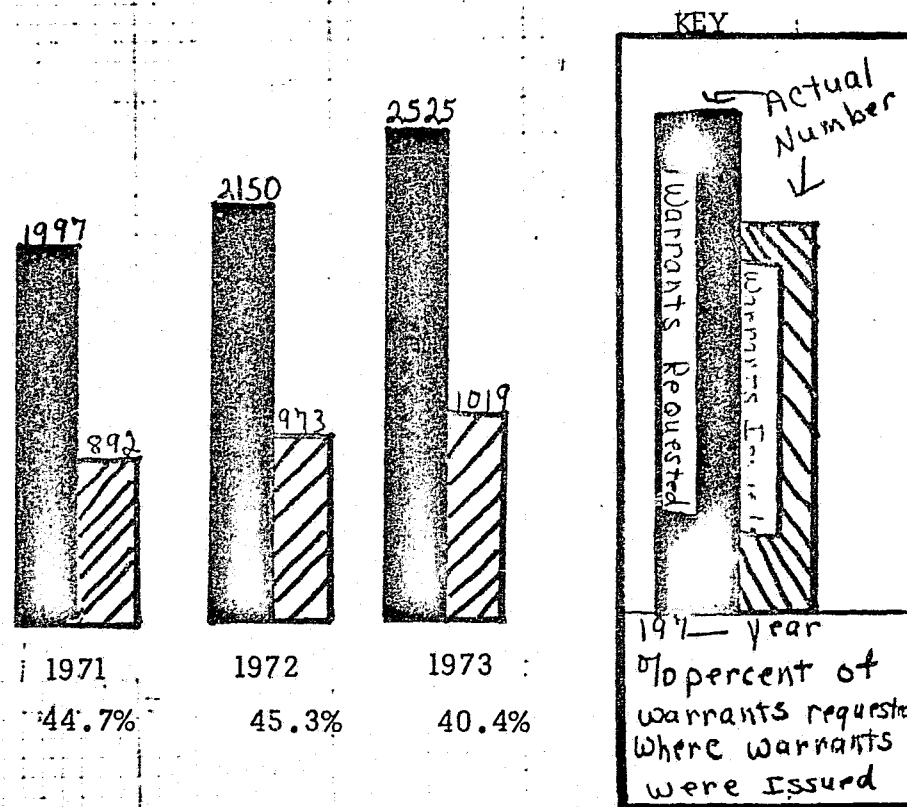


TABLE I

| PERCENTAGE INCREASE IN CIRCUIT ATTORNEY ACTIVITIES BASED ON AN ANNUAL TWENTY- TWO WEEK SAMPLE (August through December 1971, 1972 and 1973) | VOLUME INCREASE COMPARING 1971 to 1973 | | VOLUME INCREASE COMPARING 1972 to 1973 | |
|--|--|--------------|--|--------------|
| | IMPACT CASES | ALL CASES | IMPACT CASES | ALL CASES |
| WARRANTS REQUESTED | 26.4% | 23.4% | 17.4% | 16.5% |
| PRELIMINARY HEARINGS | 34.6% | 6.4% | 7.2% | .9% |
| GRAND JURY HEARINGS | 11.1% | 42.6% | 13.8% | 29.1% |
| CIRCUIT COURT ARRAIGNMENTS | 16.4% | 16.0% | 17.2% | 15.4% |

warrants are generated by the police; the Circuit Attorney has no direct influence on controlling warrant requests.¹ Although the Circuit Attorney's Warrant workload increased and the number of warrants issued rose, the percentage of warrants issued decreased by 4 percent between 1972 and 1973 (see Figure I). There are several possible explanations for this fact. Possibly a higher percentage of the additional warrant requests in 1973 did not indicate the issuance of a warrant. Or perhaps, because of the large increase in warrant requests in 1973, the Circuit Attorney's Office was forced to be more selective in warrant issuances. Or, finally as a result of the additional staff provided by this project, the warrant office was able to more intelligently weed out the weaker cases. There is no way of ascertaining the cause of the drop of the percentage of warrants issued based on statistics. It should be pointed out that a decrease in the percentage of warrants issued should not be viewed as an indication of project deficiencies.

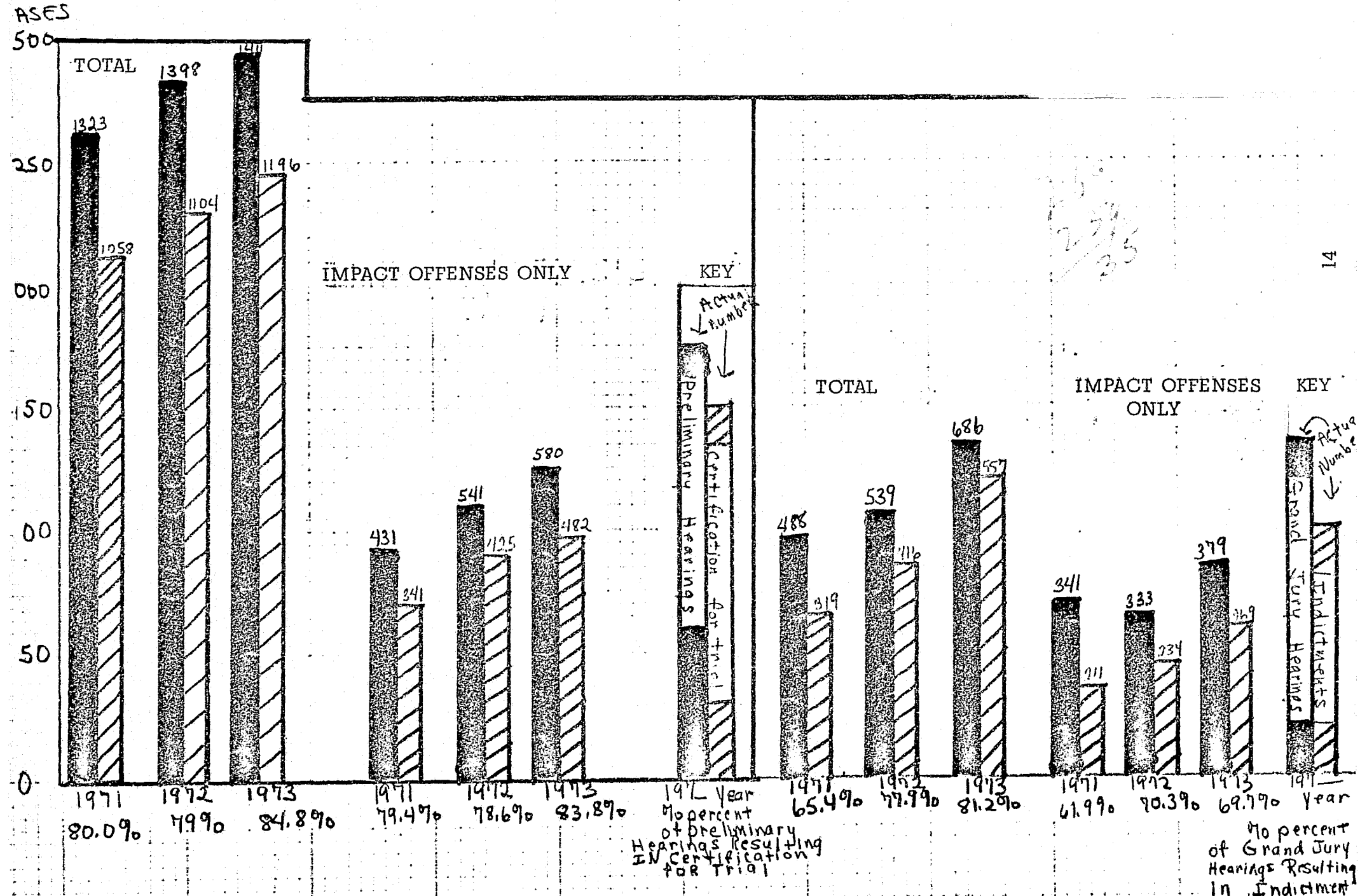
Figure II demonstrates the number and dispositions of preliminary hearings and grand jury hearings during the later twenty-two weeks of 1971, 1972, and 1973. The preliminary hearing is a proceeding to determine whether sufficient evidence exists to proceed to trial. Participants include the Judge of the Court of Criminal Corrections Division 2, Circuit Attorney, arresting officer, victim, witnesses, accused, and accused's counsel. If sufficient evidence is found to exist, the Judge certifies the case for trial. The grand jury is a proceeding to determine whether sufficient evidence exists to proceed to trial. The accused is not necessarily present; his counsel is never present. Proceedings

¹ The Circuit Attorney may have an indirect influence in the number of warrants requested through education of the patrolman as to which types of cases are likely not to have a warrant issued.

NUMBER OF PRELIMINARY HEARINGS AND NUMBER OF CASES CERTIFIED FOR TRIAL BETWEEN AUGUST AND DECEMBER 1971, 1972 and 1973

FIGURE II

NUMBER OF GRAND JURY HEARINGS AND NUMBER OF INDICTMENTS ISSUED BETWEEN AUGUST AND DECEMBER 1971, 1972, and 1973



are confidential.

As would be expected from an increase in warrant issuances, there have been increases in both preliminary hearings and grand jury hearings. (See figure II) The magnitudes of the increases are set forth in Table I. Between 1971 and 1973 the number of preliminary hearings increased .9 percent. A larger increase was experienced in grand jury hearings, between 1971 and 1973 there was a 42.6 increase and between 1972 and 1973 there was a 29.1 percent increase.

Figure II illustrates that the percentage of cases certified for trial has increased 5.2 percent and that the percentage of grand jury indictments has increased 3.3 percent. This increase is more important than the decrease in the percentage of warrants issued per warrant request. Where the Circuit Attorney has little input into the warrant requests, by issuing of warrants, he is selecting which cases will be submitted to the preliminary hearing and grand jury stage.

The grant application states that an expected result of this project was to increase in the number of grand jury indictments. Based on the figures shown in Table 2, the number of grand jury indictments has increased 34 percent from 1972 to 1973 and has increased 74.6 percent from 1971 to 1973. It is thus apparent that the grand jury indictments has increased substantially since the grant became effective. Thus, the project has met its anticipations in this regard.

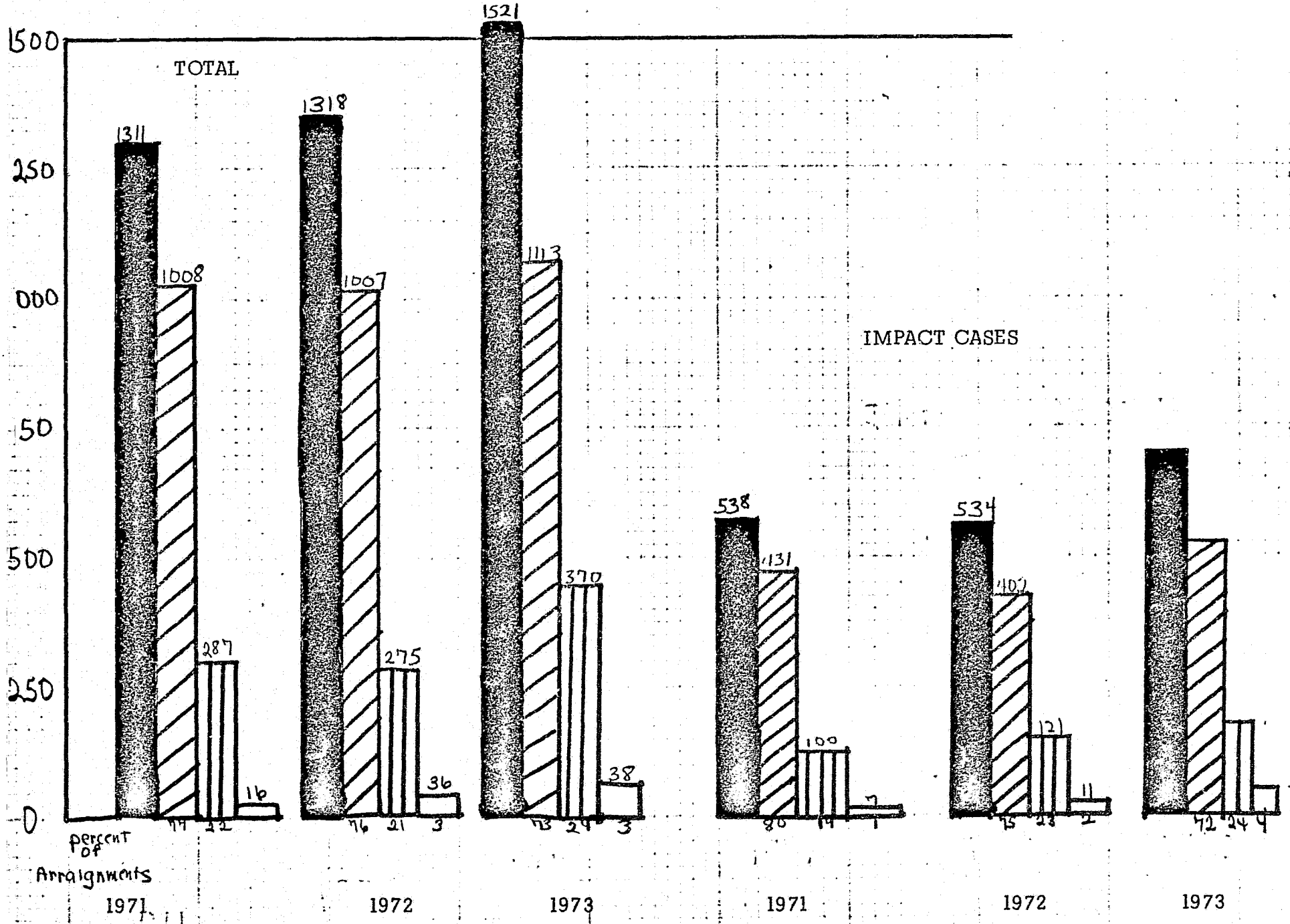
Those cases that have an indictment issued or have been certified for trial are arraigned in the Circuit Court. The Circuit Court is the trial level court for felony cases and is a Court of record. It is at the arraignment when the trial attorney first becomes involved with the case. It is also not until the Circuit Court Arraignment when

TABLE 2

*Actual
 1971-1973
 Sample*

| ANNUAL VOLUME CHANGES IN NUMBER OF GRAND JURY INDICTMENTS (for the 22 week sample period, and based on the sample, total estimated annual volume fluctuations) | GRAND JURY INDICTMENTS | | |
|--|------------------------|------|------|
| | 1971 | 1972 | 1973 |
| NUMBER OF GRAND JURY INDICT- MENTS DURING ANNUAL 22 WEEK SAMPLE PERIOD (August through December 1971, 1972 and 1973) | 319 | 416 | 557 |
| ESTIMATED ANNUAL NUMBER OF GRAND JURY INDICTMENTS (Sample Period result x 52/22) | 766 | 999 | 1337 |
| NUMBER OF IMPACT GRAND JURY INDICTMENTS DURING ANNUAL 22 WEEK SAMPLE PERIOD (August through December 1971, 1972 and 1973) | 211 | 234 | 264 |
| ESTIMATED ANNUAL NUMBER OF IMPACT GRAND JURY INDICTMENTS (Sample Period result x 52/22) | 506 | 562 | 634 |

FIGURE III
 CIRCUIT COURT ARRAIGNMENTS AND
 DISPOSITIONS FOR AUGUST-DECEMBER,
 1971, 1972, and 1973



KEY
 → IMPACT CASES
 → CIRCUIT COURT ARRAIGNMENTS
 → NOT QUANTIFIED
 → DISPOSITIONS
 → PERCENTS
 90 of
 Circuit
 Court
 Arraign-
 ments
 year

TABLE 3

| CHANGES IN THE PATTERN OF DISPOSITIONS FOLLOWING CIRCUIT COURT ARRAIGNMENT BASED ON AN ANNUAL TWENTY-TWO WEEK SAMPLE (August through December 1971, 1972 and 1973) | | ACTUAL AND PERCENTAGE DISTRIBUTION OF CIRCUIT COURT DISPOSITIONS | | |
|--|---------------------------------------|--|-------|-------|
| | | 1971 | 1972 | 1973 |
| CIRCUIT COURT ARRAIGNMENTS RESULTING IN TRIALS | NUMBER | 143 | 154 | 218 |
| | PERCENT OF CIRCUIT COURT ARRAIGNMENTS | 10.9% | 11.7% | 14.3% |
| GUILTY PLEAS | NUMBER | 924 | 908 | 985 |
| | PERCENT OF CIRCUIT COURT ARRAIGNMENTS | 70.5% | 68.9% | 64.7% |
| NOLLE PROSEQUI AFTER CIRCUIT COURT ARRAIGNMENT | NUMBER | 224 | 179 | 271 |
| | PERCENT OF CIRCUIT COURT ARRAIGNMENTS | 17.1% | 13.6% | 17.8% |
| ALL OTHER CIRCUIT COURT DISPOSITIONS | NUMBER | 20 | 78 | 48 |
| | PERCENT OF CIRCUIT COURT ARRAIGNMENTS | 1.5% | 5.9% | 3.2% |

the defendant can plead guilty. Appendix I illustrates the distribution of the possible case dispositions subsequent to arraignment for each Impact crime during the twenty-two week sample periods.

Figure III aggregates the statistics presented in Appendix I into guilty dispositions, not guilty dispositions, and other dispositions. It is apparent, the number of arraignments have substantially increased since the grant became effective based on the 22 week samples. Table I indicates that between 1971 and 1973 the number of cases arraigned in the Circuit Court increased 16.0 percent and between 1972 and 1973 the arraignments increased 15.4 percent. Table 3 sets forth how the increased Circuit Attorney Trial Lawyer's workload was handled. There were larger numbers of trials, guilty pleas, and cases nolle prosequied during the twenty-two week period in 1973, than there were the preceding year. Although the pattern of dispositions following Circuit Court Arraignment has changed, there were higher percentages of cases resulting in trials and a lower percentage of guilty pleas, no dramatic shifts in case dispositions were apparent in the years examined.

The Circuit Attorney's Office stated in the grant application that an increase in guilty dispositions was to be expected as a result of project efforts. Table 4 shows the estimated annual number of guilty dispositions have increased by 247 cases from 1972 to 1973. This amounts to a 10.5 percent increase in guilty dispositions in 1973 as compared to 1972.

Figure III shows that the percentage of Circuit Court arraignments resulting in guilty dispositions have declined. The decline has been slight and the number of guilty dispositions still far exceed the non-guilty dispositions.

TABLE 4

| ANNUAL VOLUME OF CHANGES IN NUMBER OF GUILTY DISPOSITIONS (for the 22 weeks sample period, and based on the sample, total estimated annual volume fluctuations) | GUILTY DISPOSITIONS | | |
|---|---------------------|------|------|
| | 1971 | 1972 | 1973 |
| NUMBER OF GUILTY DISPOSITIONS DURING ANNUAL 22 WEEK SAMPLE PERIOD (August through December 1971, 1972 and 1973) | 1008 | 1007 | 1113 |
| ESTIMATED ANNUAL NUMBER OF GUILTY DISPOSITIONS (Sample Period Reso H x 52/22) | 2380 | 2379 | 2627 |
| NUMBER OF IMPACT GUILTY DISPOSITIONS DURING ANNUAL 22 WEEK SAMPLE PERIOD (August through December 1971, 1972 and 1973) | 431 | 402 | 452 |
| ESTIMATED ANNUAL NUMBER OF IMPACT GUILTY DISPOSITIONS (Sample Period Result x 52/22) | 1017 | 949 | 1067 |

The workload and disposition pattern for each Impact crime type is included in Table 5 and is graphically displayed in Figure IV. The dark bars shown in Figure IV represent Circuit Attorney workloads and the light bars represent positive dispositions. (A positive disposition is defined to include dispositions resulting in warrants, indictments, certifications for trial, or guilty dispositions). For all impact crimes, excluding burglary, there appears to be a steady rise in both the workload and in positive dispositions. The opposite seems to be true for burglary dispositions in 1973.

In summary, since the Circuit Attorney Supplement was instituted there appears to have been a substantial increase in the workload, and in the number of guilty dispositions.

B) Homicide Investigation Unit

The Homicide Investigation Unit began operation during August, 1973. The Unit consisted of one attorney and one investigator. To measure the effect the unit has had on the disposition of homicide cases, a comparison of cases was made between homicide cases handled by the Circuit Attorney's Office before and after the Unit began. The before group included homicide cases in which warrants were issued from September 1972 through August 1973; the after group had warrants issued from September, 1973 through April, 1974.²

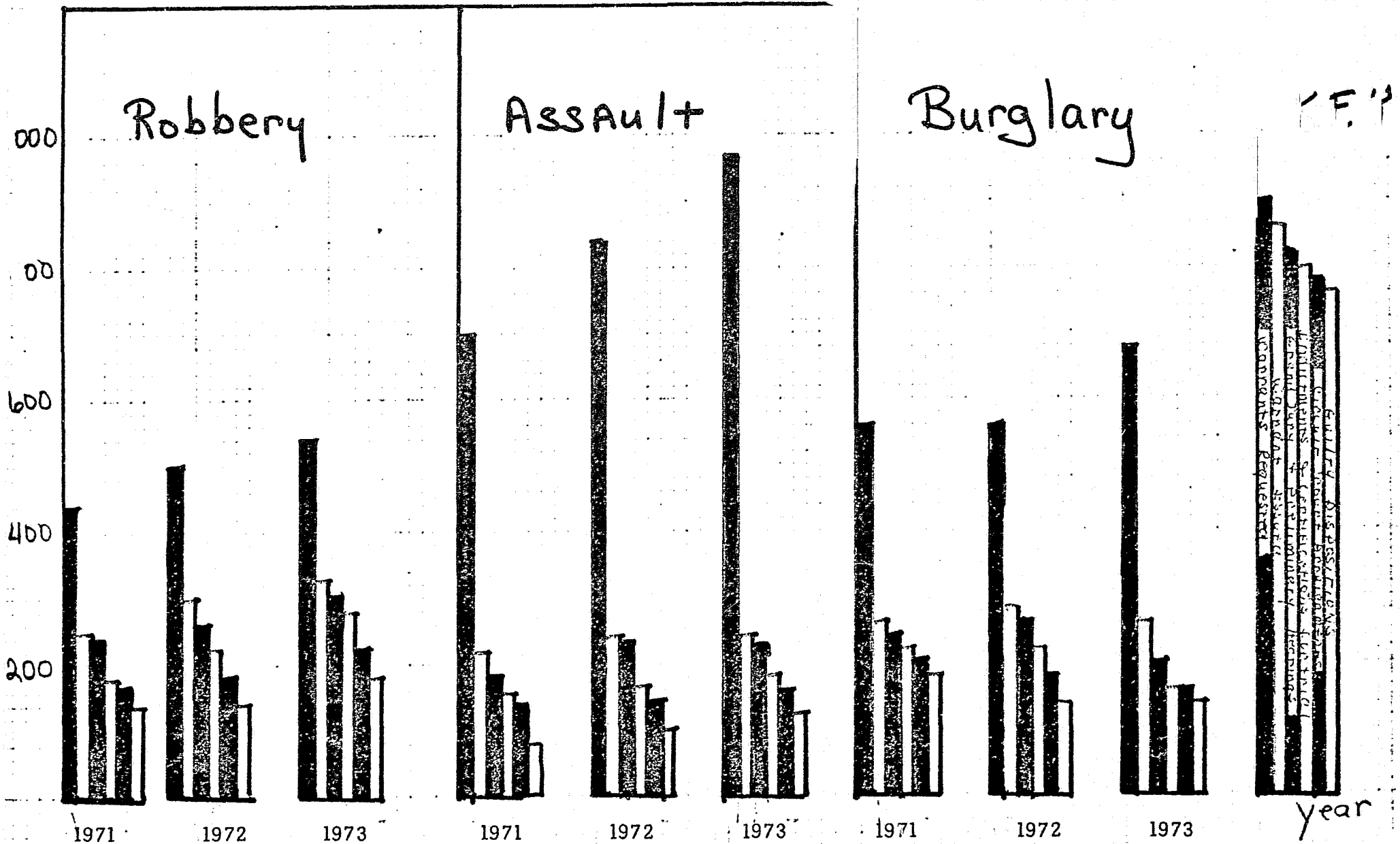
Table 6 shows the number of homicide cases reviewed in each group. Because less than half the cases handled by the Homicide Investigation Unit have been completed, a pattern of dispositions can not be accurately ascertained at this time. Base line data can be calculated for cases initiated prior to the implementation of the Homicide Investigation Unit.

²
The case identification was obtained from a homicide log maintained by the Circuit Attorney Investigators. Pertinent data were then extracted from the Circuit Attorney's card files.

TABLE 5
DISPOSITION PATTERN OF CIRCUIT ATTORNEY CASES
FOR AN ANNUAL TWENTY-TWO WEEK SAMPLE PERIOD
AUGUST-DECEMBER 1971 1972 AND 1973

| POSSIBLE DISPOSITIONS | PERCENT OF DISPOSITIONS | | |
|---|-------------------------|------|------|
| | 1971 | 1972 | 1973 |
| HOMICIDE | | | |
| WARRANTS ISSUED PER WARRANTS REQUESTED | 72.5 | 75.3 | 72.8 |
| CASES CERTIFIED FOR TRIAL PER PRELIMINARY HEARING | | | |
| TRUE BILLS PER GRAND JURY HEARING | 71.2 | 75.0 | 86.3 |
| GUILTY DISPOSITIONS PER CIRCUIT ARRAIGNMENT | 83.3 | 38.1 | 66.1 |
| SEX | | | |
| WARRANTS ISSUED PER WARRANT REQUESTED | 53.1 | 51.3 | 49.2 |
| CASES CERTIFIED FOR TRIAL PER PRELIMINARY HEARING | | | |
| TRUE BILLS PER GRAND JURY HEARING | 51.4 | 55.4 | 43.8 |
| GUILTY DISPOSITIONS PER CIRCUIT COURT ARRAIGNMENT | 61.1 | 56.5 | 56.6 |
| ROBBERY | | | |
| WARRANTS ISSUED PER WARRANT REQUESTED | 51.5 | 62.7 | 56.6 |
| CASES CERTIFIED FOR TRIAL PER PRELIMINARY HEARING | 77.4 | 82.5 | 91.4 |
| TRUE BILLS PER GRAND JURY HEARING | 70.7 | 86.0 | 84.4 |
| GUILTY DISPOSITIONS PER CIRCUIT COURT ARRAIGNMENT | 73.3 | 79.0 | 71.0 |
| AGGRAVATED ASSAULT | | | |
| WARRANTS ISSUED PER WARRANT REQUESTED | 29.6 | 28.9 | 29.0 |
| CASES CERTIFIED FOR TRIAL PER PRELIMINARY HEARING | 66.7 | 61.0 | 65.7 |
| TRUE BILLS PER GRAND JURY HEARING | 55.3 | 63.7 | 65.8 |
| GUILTY DISPOSITIONS PER CIRCUIT COURT ARRAIGNMENT | 71.0 | 71.0 | 73.1 |
| BURGLARY | | | |
| WARRANTS ISSUED PER WARRANT REQUESTED | 49.8 | 47.5 | 35.9 |
| CASES CERTIFIED FOR TRIAL PER PRELIMINARY HEARING | 84.1 | 84.1 | 81.0 |
| TRUE BILLS PER GRAND JURY HEARING | 62.5 | 66.7 | 55.0 |
| GUILTY DISPOSITIONS PER CIRCUIT COURT ARRAIGNMENT | 92.2 | 87.1 | 82.1 |
| TOTAL IMPACT | | | |
| WARRANTS ISSUED PER WARRANT REQUESTED | 44.7 | 45.3 | 40.4 |
| CASES CERTIFIED FOR TRIAL PER PRELIMINARY HEARING | 79.4 | 78.6 | 83.1 |
| TRUE BILLS PER GRAND JURY HEARING | 61.9 | 70.3 | 69.7 |
| GUILTY DISPOSITIONS PER CIRCUIT COURT ARRAIGNMENT | 80.1 | 75.3 | 72.2 |
| TOTAL | | | |
| WARRANTS ISSUED PER WARRANT REQUESTED | 43.5 | 42.0 | 37.9 |
| CASES CERTIFIED FOR TRIAL PER PRELIMINARY HEARING | 80.0 | 71.5 | 84.8 |
| TRUE BILLS PER GRAND JURY HEARING | 65.4 | 77.9 | 81.2 |
| GUILTY DISPOSITIONS PER CIRCUIT COURT ARRAIGNMENT | 76.9 | 76.4 | 73.2 |

FIGURE IV pt. 1
 CIRCUIT ATTORNEY CASE PROCESSING
 CLASSIFIED BY IMPACT CRIMES DURING
 AUGUST-DECEMBER, 1971, 1972 and 1973



K.F.

FIGURE IV pt.2
 CIRCUIT ATTORNEY CASE PROCESSING
 CLASSIFIED BY IMPACT CRIMES
 DURING AUGUST-DECEMBER, 1971, 1972 and 1973

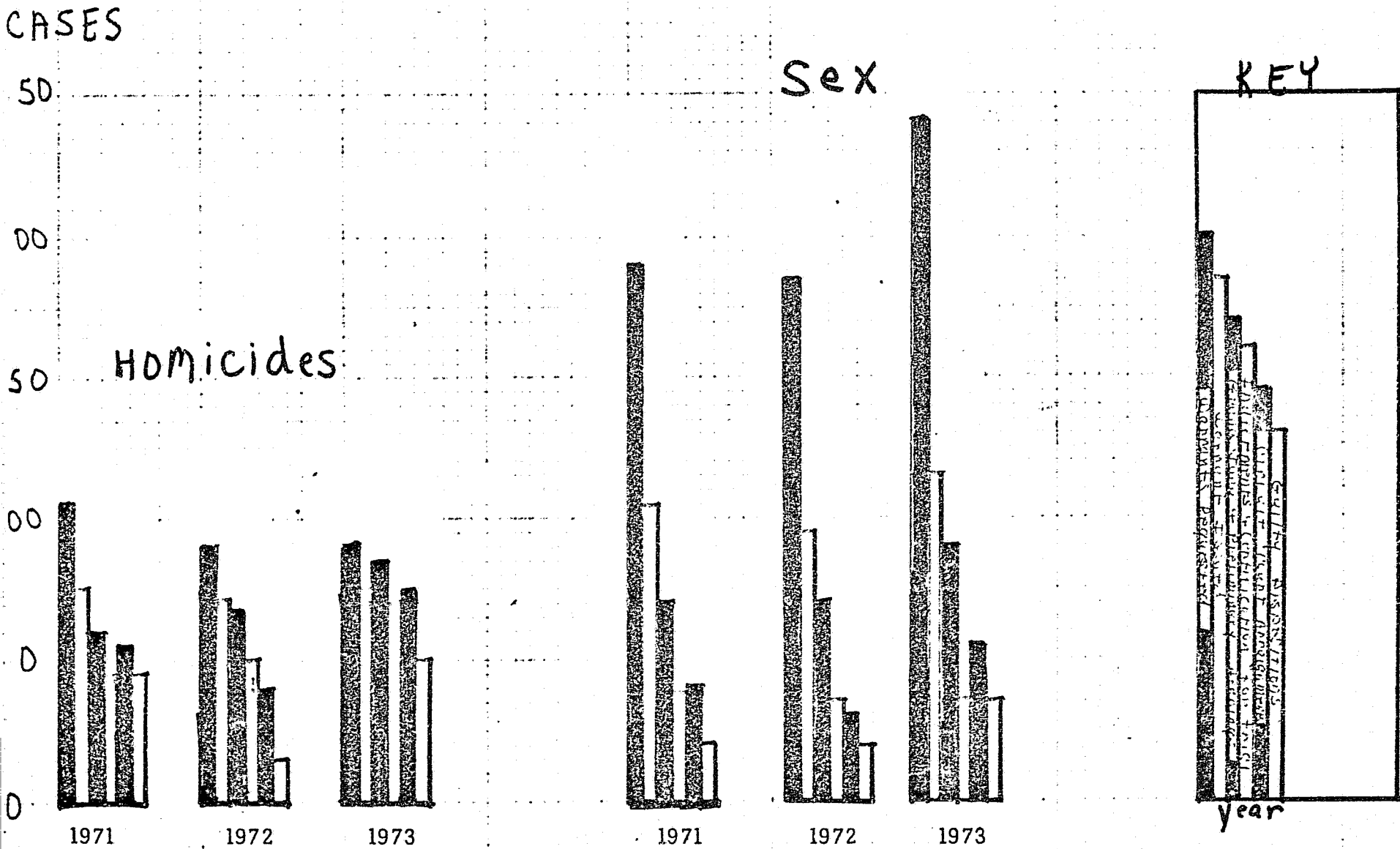


TABLE 6

| NUMBER OF HOMICIDE CASES CONSIDERED IN THE EVALUATION OF THE HOMICIDE INVESTIGATION UNIT AND THE NUMBER OF CASES COMPLETED TO DATE | NUMBER OF HOMICIDE CASES AND DEGREE OF COMPLETION | | |
|---|---|--------------------------|---|
| | TOTAL HOMICIDE WARRANTS ISSUED | HOMICIDE CASES COMPLETED | PERCENT OF HOMICIDE CASES COMPLETED AS OF OCTOBER 1, 1974 |
| HOMICIDE CASES IN THE <u>BEFORE</u> SAMPLE (Homicides in which the warrant was requested between September, 1972 and August, 1973) | 78 | 75 | 96.0% |
| HOMICIDE INVESTIGATION UNIT CASES IN THE <u>AFTER</u> SAMPLE-(Homicides in which the warrant was requested between September, 1973 and April, 1974) | 67 | 30 | 44.8% |
| <u>TOTAL</u> HOMICIDE CASES CONSIDERED IN THE <u>BEFORE</u> AND <u>AFTER</u> SAMPLE | 142 | 102 | 71.8% |

Table 7 shows the pattern of dispositions prior to the Unit's implementation. It was to be expected that more thorough investigations and pre-trial preparations would have had several impacts on the disposition of homicide cases. First, the percentage of guilty dispositions was expected to be increased and the not guilty dispositions decreased. Second, the percentage of those found guilty at trial should also increase, especially if the percentage of guilty pleas was decreased. Third, more thorough pre-trial preparation should result in the weak cases being weeded out. This in turn should reduce the time spent by trial attorneys on cases that would subsequently be dropped. Finally, the time it takes to dispose of a case was expected to be reduced. These measurements will be made in a subsequent evaluation, when more complete data is available.

All cases considered have at least been arraigned in the Circuit Court and pre-arraignment case dispositions and processing time can be measured. Table 8 shows that the percentage of grand jury hearings resulting in a true bill being issued has increased 5.2%. It was anticipated that accompanying the increase in the percentage of true bills would also be a weeding out of weaker cases. The percentage of cases nolle prosequed after arraignments and the percentage of convictions when available, will help measure this phenomena. A questionnaire distributed to the trial attorneys asked: "Since August 1973 have you noticed that the weaker homicide cases have been more effectively screened out prior to the trial attorney becoming involved with the case?" Of the seven responses to this question, three responded that most had been screened

TABLE 7

| DISPOSITIONS FOR HOMICIDE CASES IN THE BEFORE SAMPLE (Homicides in which the warrant was requested between September, 1972 and August, 1973) | Number of Dispositions | Percentage of Circuit Court Arraignment | Time from Circuit Court Arraignment |
|--|------------------------|---|-------------------------------------|
| GUILTY DISPOSITIONS | 33 | 61.1% | 185.7 |
| NOT GUILTY DISPOSITIONS | 16 | 29.6% | 177.6 |
| OTHER DISPOSITIONS (Hung Jury, Quashed Indictments, Abated by Death) | 5 | 9.3% | 116.8 |
| GUILTY PLEAS | 19 | 35.2% | 174.4 |
| NOLLE PROSEQUI AFTER CIRCUIT COURT ARRAIGNMENT | 8 | 14.8% | 177.0 |
| FOUND NOT GUILTY AT TRIAL | 8 | 33.3%* | 176.3 |
| FOUND GUILTY AT TRIAL | 14 | 58.3%* | 201.4 |

*Percentage of cases going to trial not percent of Circuit Court Arraignments.

TABLE 8

| VOLUME OF CIRCUIT ATTORNEY HOMICIDE WORKLOAD-CONSIDERED IN THE BEFORE AND AFTER THE HOMICIDE INVESTIGATION UNIT BEGAN IPERATION SAMPLES | NUMBER OF HOMICIDE CASES | | |
|---|---|--|--|
| | HOMICIDE CASES IN THE BEFORE SAMPLE | HOMICIDE CASES IN THE AFTER SAMPLE | TOTAL HOMICIDE CASES CONSIDERED |
| NUMBER OF WARRANTS ISSUED | 78 | 67 | 145 |
| NUMBER OF GRAND JURY HEARINGS | 75 | 67 | 142 |
| NUMBER AND PERCENT OF TRUE BILLS ISSUED PER GRAND JURY HEARINGS | 58 (77.3%) | 55 (82.1%) | 114 (80.3%) |
| NUMBER OF PRE-TRIAL DISPOSI- TIONS AND PERCENT OF CIRCUIT COURT ARRAIGNMENTS | 31 (53.4%) | * | * |
| NUMBER OF TRIALS AND PERCENT OF CIRCUIT COURT ARRAIGNMENTS | 23 (39.6%) | * | * |

TABLE 9

| AVERAGE PROCESSING TIME FOR HOMICIDE CASES BEFORE AND AFTER THE INSTITUTION OF THE HOMICIDE INVESTIGATION UNIT (from the time the warrant was issued) | PROCESSING TIME IN DAYS | | |
|--|---|--|--|
| | HOMICIDE CASES IN THE BEFORE SAMPLE | HOMICIDE CASES IN THE AFTER SAMPLE | TOTAL HOMICIDE CASES CONSIDERED |
| WARRANT ISSUED TO TRUE BILL ISSUED | 32.7 | 25.0 | 35.3 |
| WARRANT ISSUED TO INDICTMENT | 38.0 | 29.0 | 34.0 |
| WARRANT ISSUED TO CIRCUIT COURT ARRAIGNMENT | 52.9 | 47.0 | 51.1 |
| WARRANT ISSUED TO PRE-TRIAL DISPOSITION | 223.0 | * | * |
| WARRANT ISSUED TO TRIAL | 238.7 | * | * |

*Accurate measures are not possible at this time because of a lack of complete data.

out; while four others either had noticed no change or didn't know. When asked whether the trial lawyers had noticed any improvement in the thoroughness of research and preparation of homicide cases before being given to the trial lawyers, three trial lawyers felt the cases were much better prepared, two thought they were slightly better prepared, and two either had noticed no change or didn't know.

Table 9 shows the time from the issuance of the warrant to various stages in case processing. It can be seen that there was a 5.9 day decrease in overall cases processing time since the unit was implemented. This converts to an 11.2 percent decrease.

Table 10 illustrates the time between stages of case processing. Two observations can be made on Table 10. First, since the unit became operational, the time between the issuance of the warrant and the issuance of the true bill was decreased. And, second, there has also been a three day reduction in processing time to dispose of cases in which a true bill was denied.

In summary, although the Homicide Investigation Unit appears to have had a positive impact on the Circuit Attorney's handling of homicide cases, any conclusions at this time would be premature. Once all homicide cases in the sample are disposed of a more definitive evaluation of the Units success can be made.

Objective 2: Improve warrant services by placing two mobile warrant office units in the field to assist police officers in making warrant applications and in collection of evidence.

The Mobile Warrant Unit operated regularly Saturday and Sunday evenings since August 1973. On a few instances it has also operated on Thursday evenings. Table 11 illustrates the number of nights the Mobile Warrant Unit was operational per month, the number of Circuit Attorneys that participated and the average number of Circuit Attorneys per night of operation. In most instances two vehicles operated on weekend evenings,

TABLE 10

| AVERAGE PROCESSING TIME FOR HOMICIDE CASES BEFORE AND AFTER THE INSTITUTION OF THE HOMICIDE INVESTIGATION UNIT (from the time the warrant was issued) | PROCESSING TIME IN DAYS | | |
|--|---|--|--|
| | HOMICIDE CASES IN THE BEFORE SAMPLE | HOMICIDE CASES IN THE AFTER SAMPLE | TOTAL HOMICIDE CASES CONSIDERED |
| WARRANT ISSUED TO TRUE BILL DENIED | 37.3 | 34.3 | 35.3 |
| WARRANT ISSUED TO TRUE BILL ISSUED | 32.7 | 24.4 | 28.0 |
| TRUE BILL TO INDICTMENT | 5.2 | 4.1 | 4.7 |
| INDICTMENT TO CIRCUIT COURT ARRAIGNMENT | 15 | 17 | 16 |
| CIRCUIT COURT ARRAIGNMENT TO PRE-TRIAL DISPOSITION | 168.8 | * | * |
| CIRCUIT COURT ARRAIGNMENT TO TRIAL | 187.3 | * | * |

*Accurate measures are not possible at this time because of a lack of complete data.

manned by one Circuit Attorney each. According to the Project Director, the only time more than one Circuit Attorney rode in a vehicle was when one was being trained.

Table 11 also shows the number of incidents handled by the Mobile Warrant Unit per police district per month. Figure V visually illustrates the distribution of incidents by police district. It can be seen from Figure V that more than three fourths of the incidents occurred in the third, fourth, fifth, seventh, eighth and ninth police districts. Only a small percentage of the incidents occurred in districts comprising the northern and southern borders of the City.

Generally one Mobile Warrant Unit handles warrant applications in north St. Louis (districts 5, 6, 7, and 8) and other handles warrant applications in south St. Louis (districts 1, 2, 3, 4, and 9). The units are not bound to any police district and frequently units covering south St. Louis will handle requests in districts 9 and 4. Table 12 illustrates the average number of incidents per month handled by vehicles covering the northern districts have a slightly higher case load than the south. However, there does not appear to be any serious maldistribution of the workload. On the average a mobile warrant vehicle handles slightly more than four incidents per evening. In total, 802 incidents were handled between September, 1973 and May, 1974. Figure VI illustrates the distribution of the volume of incidents by month.

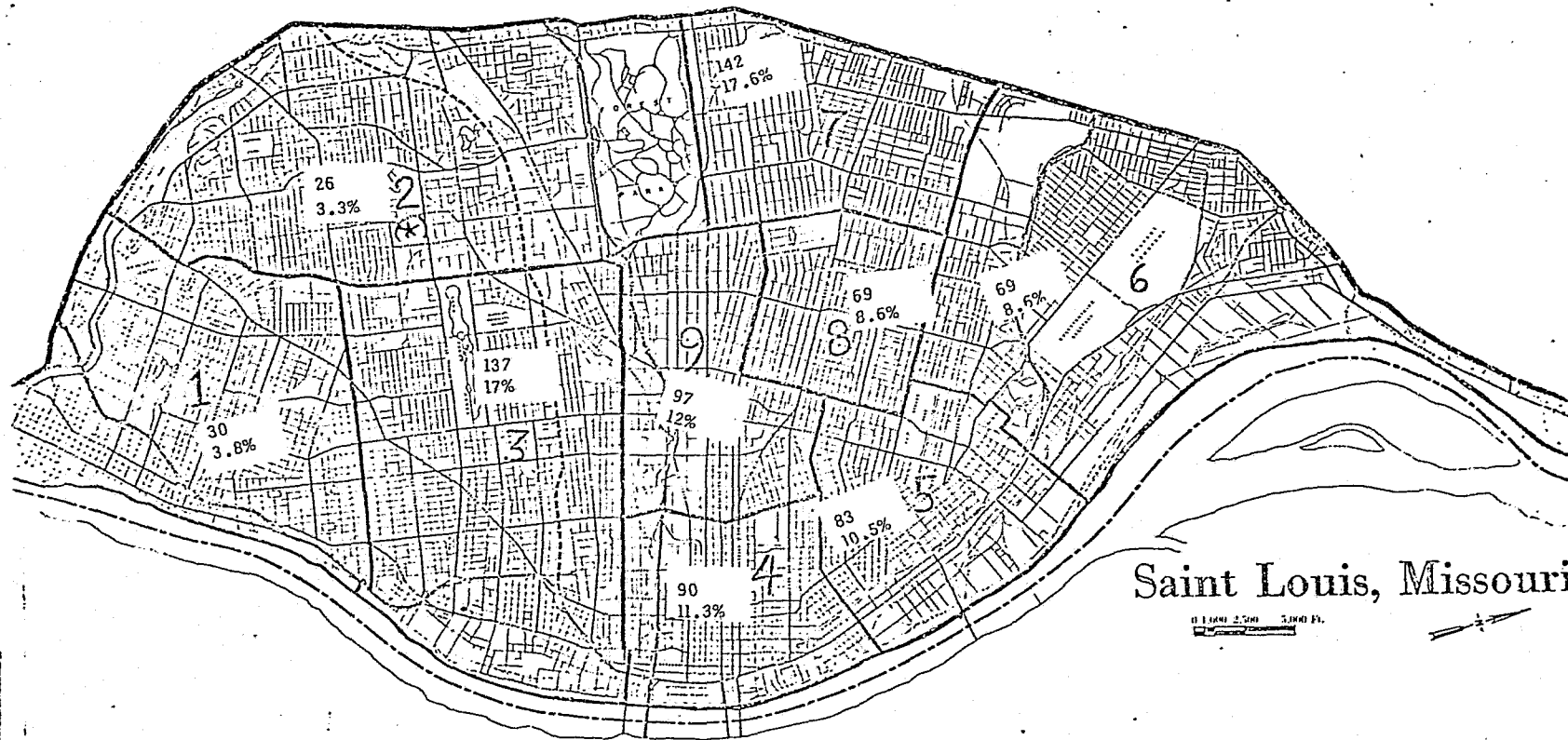
Table 13 compares the rate of issuance of warrants by crime type for the Mobile Warrant Unit and the total 1973 warrant requests. The percentage of warrants issued for the 802 warrants requested of the Mobile Warrant Unit from September 1973 to May 1974 was 43 percent, seven percent higher than the 1973 overall warrant issuance rate of 36 percent.

TABLE II

| MOBILE WARRANT OFFICE ACTIVITY FROM SEPTEMBER 1973 to MAY 1974 | NUMBER OF NIGHTS MOBILE UNIT OPERATED | NUMBER OF MOBILE WARRANT OFFICERS PER MONTH | AVERAGE NUMBER OF ATTORNEYS PER NIGHT | INCIDENTS PER POLICE DISTRICT | | | | | | | | | | |
|--|---------------------------------------|---|---------------------------------------|-------------------------------|----|-----|----|----|----|-----|-----|----|---------|-------|
| | | | | 1 | 2 | 3 | 4 | 5 | 6 | 7 | 8 | 9 | UNKNOWN | TOTAL |
| SEPTEMBER | 9 | 20 | 2.2 | 3 | 3 | 9 | 7 | 4 | 12 | 15 | 8 | 13 | 6 | 80 |
| OCTOBER | 8 | 17 | 2.1 | 0 | 1 | 14 | 3 | 1 | 3 | 23 | 15 | 4 | 0 | 64 |
| NOVEMBER | 11 | 20 | 1.8 | 0 | 1 | 16 | 13 | 3 | 2 | 21 | 18 | 11 | 1 | 86 |
| DECEMBER | 13 | 24 | 1.8 | 7 | 1 | 7 | 9 | 14 | 4 | 20 | 14 | 15 | 3 | 94 |
| JANUARY | 12 | 23 | 1.9 | 3 | 7 | 14 | 14 | 20 | 11 | 7 | 10 | 14 | 5 | 105 |
| FEBRUARY | 8 | 20 | 2.5 | 4 | 2 | 17 | 9 | 5 | 4 | 9 | 15 | 12 | 2 | 79 |
| MARCH | 10 | 24 | 2.4 | 9 | 4 | 12 | 14 | 17 | 7 | 15 | 9 | 14 | 1 | 102 |
| APRIL | 9 | 20 | 2.2 | 2 | 6 | 22 | 10 | 6 | 8 | 19 | 7 | 7 | 2 | 89 |
| MAY | 9 | 22 | 2.2 | 2 | 1 | 26 | 11 | 13 | 18 | 13 | 11 | 7 | 1 | 103 |
| CUMULATIVE | 89 | 190 | 2.1 | 30 | 26 | 137 | 90 | 83 | 69 | 142 | 107 | 97 | 21 | 802 |
| PERCENT OF TOTAL INCIDENTS | | | 33 | 4 | 3 | 17 | 11 | 10 | 9 | 18 | 13 | 12 | 3 | 100 |

FIGURE V

NUMBER OF INCIDENTS VISITED BY THE MOBILE
WARRANT OFFICE FROM September 1973-May 1974
(By Police District)



(*) Each district percentage of the total incidents

TABLE 12

| NUMBER OF INCIDENTS HANDLED BY NORTH AND SOUTH MOBILE WARRANT UNITS | NORTH | | | SOUTH | | | TOTAL | | |
|--|---------------------|--------------------------------|-----------------------------------|------------------------|--------------------------------|-----------------------------------|------------------------|--------------------------------|-----------------------------------|
| | NUMBER OF INCIDENTS | NUMBER OF CIRCUIT ATTORNEYS | INCIDENTS PER CIRCUIT ATTORNEY | NUMBER OF INCIDENTS | NUMBER OF CIRCUIT ATTORNEYS | INCIDENTS PER CIRCUIT ATTORNEY | NUMBER OF INCIDENTS | NUMBER OF CIRCUIT ATTORNEYS | INCIDENTS PER CIRCUIT ATTORNEY |
| SEPTEMBER | 52 | 12 | 4.3 | 28 | 8 | 3.5 | 80 | 20 | 4.0 |
| OCTOBER | 41 | 9 | 4.6 | 23 | 8 | 2.9 | 64 | 17 | 3.8 |
| NOVEMBER | 55 | 11 | 5.0 | 31 | 9 | 3.4 | 86 | 20 | 4.3 |
| DECEMBER | 56 | 12 | 4.7 | 38 | 12 | 3.2 | 94 | 24 | 3.9 |
| JANUARY | 54 | 10 | 4.5 | 51 | 11 | 4.6 | 105 | 23 | 4.6 |
| FEBRUARY | 43 | 10 | 4.3 | 36 | 10 | 3.6 | 79 | 20 | 4.0 |
| MARCH | 47 | 10 | 4.7 | 55 | 14 | 3.9 | 102 | 24 | 4.3 |
| APRIL | 36 | 10 | 3.6 | 53 | 10 | 5.3 | 89 | 20 | 4.5 |
| MAY | 55 | 10 | 5.5 | 48 | 12 | 4.0 | 103 | 22 | 4.7 |
| CUMULATIVE | 439 | 96 | 4.6 | 363 | 94 | 3.9 | 802 | 190 | 4.2 |

FIGURE VI
NUMBER OF INCIDENTS PER MONTH
HANDLED BY THE MOBILE WARRANT
OFFICE

Incidents

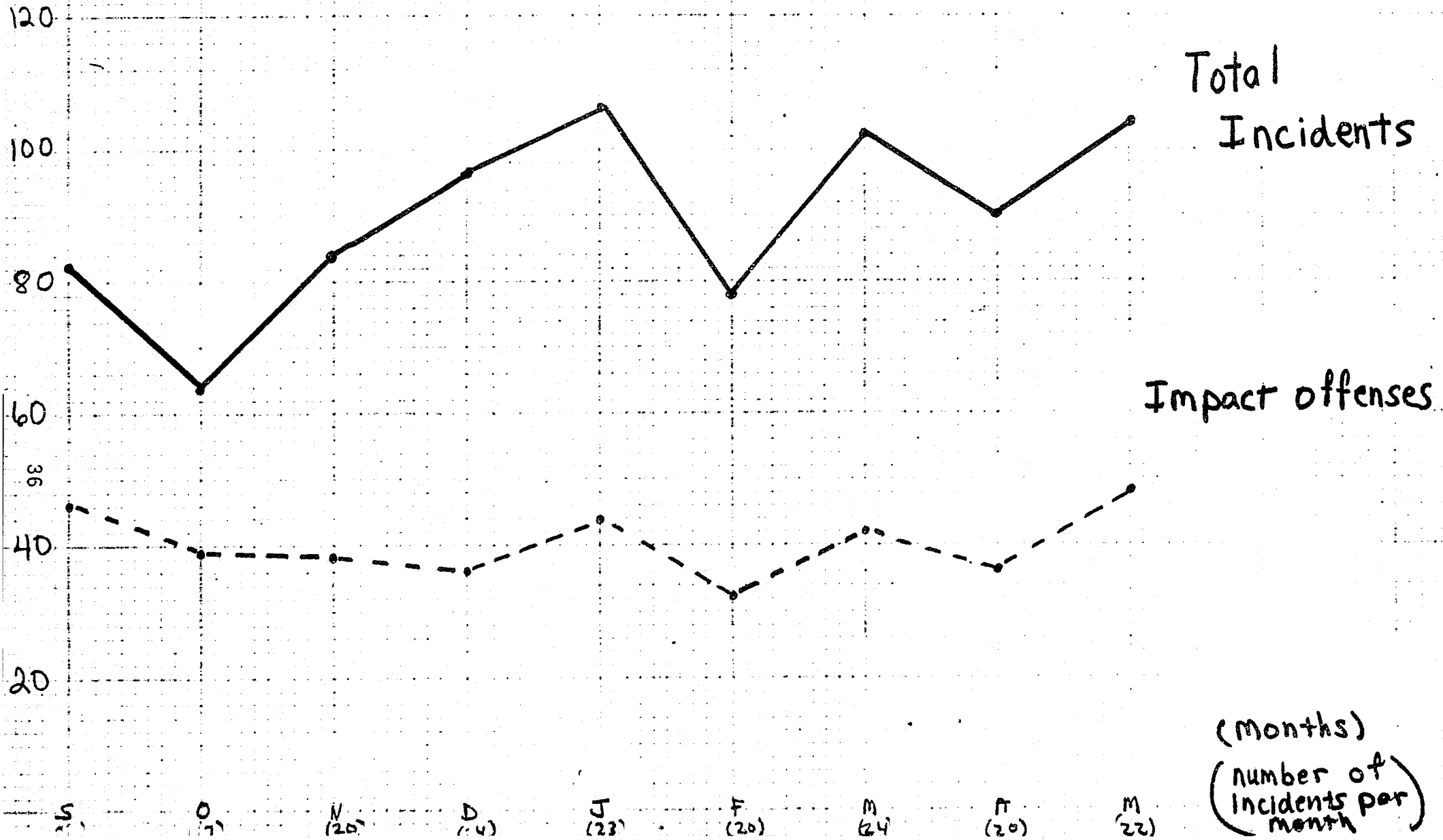


TABLE 13

| WARRANTS ISSUED PER WARRANTS REQUESTED FOR MOBILE AND CENTRAL WARRANT OFFICES BY IMPACT CRIME TYPE | PERCENT OF WARRANTS ISSUED | | | | |
|--|--|---|---|---|--------------------------------------|
| | MOBILE WARRANT FIRST QUARTER September November 1973 | MOBILE WARRANT SECOND QUARTER December 1973- February 1974 | MOBILE WARRANT THIRD QUARTER March- May 1974 | MOBILE WARRANT TOTAL SEPTEMBER 1973-MAY 1974 | CENTRAL WARRANT OFFICE 1973 |
| RAPE | 33% | 30% | 50% | 39% | 42% |
| ROBBERY | 75% | 64% | 53% | 63% | 54% |
| ASSAULT | 41% | 24% | 18% | 29% | 27% |
| BURGLARY | 60% | 73% | 32% | 55% | 37% |
| IMPACT | 49% | 51% | 30% | 42% | 33% |
| TOTAL | 52% | 48% | 32% | 43% | 36% |

By speaking to witnesses immediately following an incident, a higher rate of warrant issuances was expected. There were two reasons to expect this result. First, by coming to the police station immediately after the incidents, more witnesses should be available to recount their experiences. And, second, victims would be expected to be more likely to cooperate immediately following the crime than after a cooling off period. The Circuit Attorney feared that if the cooling off period followed the warrant issuance; many charges would be requested to be dropped by the victim. While admitting this has occurred, he feels that it has happened much less than was expected.

The benefits to be provided by mobile warrant activities were first, to assist the police in their investigations and second, to save time for witnesses, victims, police officers and the accused.

A one month study was conducted during May, 1974 to compare the mobile warrant activities with that of the central warrant office. Forms were filled out by all Mobile and Central Warrant Officers for each warrant requested. (See Appendix 3-C-2). The Warrant Officer was expected to ask the witnesses and police officers how much time they spent seeking the warrant and to ascertain the length of time from arrest until the warrant application. A total of 356 central warrant forms were completed as were 108 mobile warrant forms. Although these do not represent all warrant applications during the month of May, they do represent over 75 percent of the warrants requested.

Table 14 compares the time the officers and witnesses spent seeking a warrant and the time the accused had to wait between arrest and the warrant decision. Based on this one month sample, the police officers using the mobile warrant office saved approximately 30 minutes per warrant application, while the witnesses saved approximately

TABLE 14

AVERAGE TIME
SPENT BY OFFICER
ACCUSED, AND
WITNESSES AT THE
CENTRAL AND
MOBILE WARRANT
OFFICES (In Man-
hours for May,
1974)

AVERAGE TIME SPENT AT THE CENTRAL AND MOBILE
WARRANT OFFICE AND NUMBER OF INCIDENTS CONSIDERED

| INCIDENT | <u>OFFICER'S TIME</u> (To complete warrant application) | | <u>ACCUSED'S TIME</u> (From arrest to warrant decision) | | <u>WITNESSES' TIME</u> (To complete warrant application) | |
|--------------|---|--------------|---|--------------|--|-------------|
| | CENTRAL | MOBILE | CENTRAL | MOBILE | CENTRAL | MOBILE |
| SEX | 3.4 (13) | 1.25 (10) | 12.0 (12) | 4.2 (5) | 1.9 (26) | 1.6 (5) |
| ROBBERY | 1.2 (34) | 0.8 (8) | 8.75 (29) | 4.8 (6) | 1.3 (21) | 1.6 (7) |
| ASSAULT | 1.1 (74) | 0.7 (29) | 11.0 (56) | 5.3 (28) | 1.3 (60) | 1.1 (21) |
| BURGLARY | 1.1 (56) | 1.0 (20) | 10.0 (49) | 3.5 (13) | 1.2 (38) | 2.0 (9) |
| TOTAL IMPACT | 1.3 (177) | 0.9 (64) | 10.5 (146) | 4.2 (52) | 1.4 (145) | 1.4 (42) |
| NON-IMPACT | 1.2 (204) | 0.7 (74) | 11.5 (186) | 3.0 (56) | 1.4 (91) | 0.9 (29) |
| TOTAL | 1.25 (381) | 0.8 (138) | 11.5 (332) | 3.8 (108) | 1.4 (236) | 1.2 (71) |

10 minutes per incident. The time saved the accused from arrest until the warrant application was approximately 7 hours and 45 minutes. Though substantial savings were evidenced based on the sample, the savings probably were more than the sample indicates. The central warrant sample accounts for warrant applications generated when the warrant office was open and when it was closed. The mobile warrant applications on the other hand, were always generated while the Central Warrant Office was closed. To get a true picture of the savings provided by the Mobile Warrant Office, it would have been better to compare the mobile warrant applications with the central warrant applications arising after the Central Warrant Office closed. In these instances, the police officer and witnesses were required to make a special trip to the warrant office the day following arrest. Sampling difficulty made this approach impractical.

Table 15 indicates the average response time for the Mobile Warrant Office. Response time is defined to be the time between when the mobile warrant office received a warrant request and when the warrant decision was finalized. The average response time was always less than the one hour and ten minutes for the three quarters of the year the Unit was studied. The time between arrest and warrant decision was substantially greater than the response time. This was due for the most part; to the time it took the police officer to complete the arrest forms and warrant applications.

Table 16 shows the number of officers, witnesses and arrestees who have received the services of the Mobile Warrant Office. By multiplying the number of individuals receiving services (Table 16) by the average time saved per individual (Table 14), the overall benefit to the system can be approximated. Based on this methodology, during the nine months considered 581 police hours were saved, 6416 hours the accused spent waiting for a

TABLE 15

| AVERAGE MOBILE WARRANT UNIT RESPONSE TIME FROM CALL FOR ASSISTANCE TO WARRANT DECISION (In hours) | AVERAGE RESPONSE TIME AND THE NUMBER OF INCIDENTS CONSIDERED | | |
|--|---|--|---|
| | FIRST QUARTER OF OPERATION (September- November, 1973) | SECOND QUARTER OF OPERATION (December 1973-February 1974) | THIRD QUARTER OF OPERATION (March- May, 1974) |
| WARRANT ISSUED | 51.6 (109) | 67.7 (117) | 49.7 (85) |
| WARRANT REFUSED | 45.5 (101) | 45.6 (129) | 45.1 (175) |
| OTHER INCIDENTS | 51.9 (22) | 53.0 (32) | 69.6 (34) |

TABLE 16

| MOBILE WARRANT UNIT INTERVIEWS and INCIDENTS BY IMPACT CRIME TYPE | NUMBER OF INTERVIEWS AND INCIDENTS BY QUARTER OF MOBILE WARRANT UNIT OPERATION | | | | | | | | | | | |
|--|--|-----|-----|-------|--------------------------------------|-----|-----|-------|---------------------|-----|-----|-------|
| | OFFICERS INTERVIEWED | | | | VICTIMS AND WITNESSES INTERVIEWED | | | | NUMBER OF INCIDENTS | | | |
| | 1st | 2nd | 3rd | Total | 1st | 2nd | 3rd | Total | 1st | 2nd | 3rd | Total |
| SEX | 14 | 19 | 16 | 49 | 16 | 13 | 17 | 46 | 9 | 10 | 9 | 28 |
| ROBBERY | 45 | 47 | 38 | 130 | 23 | 42 | 38 | 103 | 26 | 23 | 21 | 70 |
| ASSAULT | 100 | 64 | 90 | 254 | 66 | 27 | 47 | 140 | 66 | 39 | 58 | 163 |
| BURGLARY | 31 | 59 | 54 | 144 | 18 | 46 | 31 | 95 | 20 | 33 | 35 | 88 |
| TOTAL IMPACT | 190 | 189 | 198 | 577 | 123 | 128 | 133 | 384 | 121 | 105 | 123 | 349 |
| NON-IMPACT | 168 | 292 | 253 | 713 | 46 | 73 | 73 | 192 | 109 | 173 | 171 | 453 |
| TOTAL | 358 | 481 | 451 | 1290 | 169 | 201 | 206 | 576 | 230 | 278 | 289 | 802 |

warrant decision were saved, and finally 115 witness hours were saved.

Aside from saving time, the Mobile Warrant Office was expected to assist the police in the preparation of the case. The project proved basically ineffective in this regard. In only rare instances did the Circuit Attorneys indicate on mobile warrant forms that they participated in the collection of evidence. There are at least two reasons for this. First, as pointed out earlier in this evaluation, it is police policy to have the arrest report and warrant application completed prior to contacting the Circuit Attorney. Any changes in the arrest report should be made in the form of amendments to the arrest report. This is done as a matter of police policy and to save the Circuit Attorney's time. Second, the Circuit Attorneys do not want to become involved in the chain of evidence. If they do, they must be called to the stand to testify, if the case goes to trial.

Although the Mobile Warrant Office does not assist in collection of physical evidence, it has made more witnesses available to give testimony relating to the case. During the one month sample conducted in May, Mobile Warrant Officers were instructed to ask the arresting officer the "number of witnesses that probably would not have come to the Central Warrant Office" and the Central Warrant Officers were instructed to ask the arresting officer the "number of witnesses that failed to testify."

Table 17 summarizes the responses to this question. During the month of May approximately 97 witnesses would have supplied testimony to the Warrant Officer if they were handled expeditiously. Of these, 44 did provide testimony as a result of the Mobile Warrant Unit. It must be remembered these figures are only rough approximations based on police officer's opinions, but the mobile warrant office is nearly providing a service in this regard.

TABLE 17

| NUMBER OF WITNESSES THAT WOULD PROBABLY NOT BE INTERVIEWED BUT FOR THE MOBILE WARRANT UNIT, AND THE NUMBER OF WITNESSES WHO FAILED TO COME FOR AN INTERVIEW AT THE CENTRAL OFFICE (BASED ON THE MAY SAMPLE) | NUMBER OF WITNESS'S BY IMPACT CRIME | |
|---|--|---|
| | WITNESS'S WHO WERE INTERVIEWED BY THE MOBILE WARRANT UNIT WHO PROBABLY WOULD NOT HAVE GONE TO THE CENTRAL WARRANT OFFICE | WITNESSES WHO WERE EXPECTED TO COME TO THE CENTRAL WARRANT OFFICE BUT DID NOT |
| SEX | 6 | 2 |
| ROBBERY | 6 | 12 |
| ASSAULT | 14 | 12 |
| BURGLARY | 5 | 6 |
| NON-IMPACT | 13 | 21 |
| IMPACT | 31 | 32 |

There are additional benefits provided by the mobile warrant office which are not subject to quantification. Among these are the greater Circuit Attorney-Police contact. By going to the police district the Circuit Attorney can get a better appreciation for police activities and instruct them on better methods of collection of evidence and preservation of citizen's rights. Secondly, the police officers are often saved a trip to the warrant office on their off duty time. Though they are compensated for some of this time, there is no way to measure the aggravation the police officers are saved.

Recommendations and Questions for Consideration:

The project appears to have been successful in meeting its objectives. There are, however, several alternatives to consider for possible project improvement.

1. Improve quality of prosecutorial services.

The employment of the additional staff to improve the quality of services appears to have been effective. For the most part, however, the approach taken was simply to add more people to do the same functions as were done before. The one exception to this was the Homicide Investigation Unit.

An alternative use of the larger staff is to involve them in new innovative prosecutorial programs. The Project Director has given some thought to employing a major case squad. The squad would be composed of both attorneys and investigators. The purpose of the unit would be to: first, identify those cases involving criminals who have manipulated the system in the past, or who are considered dangerous. These cases would be given preferential treatment and all attempts would be made to have them adjudicated expeditiously. The Court and the defense would then be informed that the prosecution would be prepared to present the cases as soon as possible. Attempts were made to implement this program during the summer of 1974. To implement the program required cooperation of the judges. Since during the summer several judges are on vacation at any one time, implementation at that time was difficult if not impossible. The idea appears to be sound, however, and implementation should be seriously considered again. Consideration of other innovative programs should likewise be considered.

2. Mobile Warrant Office

The Mobile Warrant Unit is clearly providing benefits to the criminal justice

system. It is innovative and prosecutors' offices in other parts of the country have sent representatives to review the program. Other alternative methods of operation should be considered, however, especially if funding becomes limited. One possible alternative is to make the mobile warrant office stationary and have it staffed by only one attorney. On the average both Mobile Warrant Units handle no more than a total of ten incidents an evening. According to Circuit Attorneys interviewed, this would not be an undue burden for one individual. The individual could be located in either the central police headquarters or the Circuit Attorney's office; both locations are in close proximity to the police districts with the highest use of the Mobile Warrant Unit (See Exhibit V). This would save the expense of maintenance and operation of two vehicles as well as the overtime salary of two investigators and one Circuit Attorney each evening.

Another real alternative is to have one Circuit Attorney manning the stationary warrant office four nights a week from 7 P.M. to 2 A.M. These warrant officers would primarily handle warrant applications resulting from arrests by police officers working the second watch (3 P.M. to 11 P.M.). Appendix 2-B, obtained from the St. Louis Police Department Office of Planning and Development, shows the distribution of felony arrests occurring between August, 1973 and December, 1973, by hour of the day and by day of the week. Appendix 2-B demonstrates that during the second watch arrests were as high on Monday and Wednesday evenings as they were on Friday and Saturday evenings. Thus, if the warrant unit was in operation four nights instead of two, approximately twice as many incidents could be handled for less cost.

The alternatives suggestions cut costs, but at the expense of several benefits currently provided by the Mobile Warrant Unit. These include more expeditious warrant decisions by having the Circuit Attorney going to the district station enabling the on-duty officer to return to the beat quicker. Increased police-prosecutor relations afforded by the Mobile Warrant Unit visiting the district police stations would be lost and time savings afforded the victim's, witnesses and accused would be diminished, but not as much as if there were no night warrant office.

APPENDIX 1

Circuit Attorney Case Processing for an annual twenty-two week sample period (August-December 1971, 1972, and 1973)

- A. Homicide and Sex cases
- B. Robbery and Assault Cases
- C. Burglary and Non-Impact Cases
- D. Total and Impact Cases

APPENDIX 1-A
 CIRCUIT ATTORNEY CASE PROCESSING
 FOR AN ANNUAL TWENTY-TWO WEEK SAMPLE PERIOD
 AUGUST-DECEMBER 1971 1972 AND 1973

| CASE PROCESSING ACTIVITY | HOMICIDE CASES | | | SEX CASES | | |
|-----------------------------------|----------------|------|------|-----------|------|------|
| | 1971 | 1972 | 1973 | 1971 | 1972 | 1973 |
| WARRANTS REQUESTED | 102 | 93 | 92 | 192 | 189 | 242 |
| WARRANTS ISSUED | 74 | 70 | 67 | 102 | 97 | 119 |
| COURT OF CRIMINAL CORRECTIONS | | | | | | |
| ARRAIGNMENTS | 60 | 69 | 76 | 73 | 66 | 74 |
| PRELIMINARY HEARINGS | 1 | 1 | 3 | 1 | 1 | 1 |
| CERTIFICATION FOR TRIAL | 1 | 0 | 1 | 0 | 0 | 6 |
| GRAND JURY HEARINGS | 59 | 68 | 73 | 72 | 65 | 73 |
| TRUEBILL OR SURPASSED INDICTMENT | 42 | 51 | 63 | 37 | 36 | 32 |
| CIRCUIT COURT APRAIGNMENT | | | | | | |
| GUILTY DISPOSITION | 45 | 16 | 43 | 22 | 13 | 30 |
| GUILTY PLEA | 26 | 11 | 29 | 19 | 12 | 25 |
| GUILTY JURY TRIAL | 19 | 5 | 14 | 3 | 0 | 4 |
| GUILTY NO JURY TRIAL | 0 | 0 | 0 | 0 | 1 | 1 |
| NOT GUILTY DISPOSITION | 9 | 25 | 19 | 13 | 8 | 17 |
| CASE DISMISSED | 0 | 8 | 3 | 0 | 0 | 0 |
| NOLLE PROSEQUI | 9 | 10 | 6 | 11 | 7 | 12 |
| ACQUITED MENTAL DISEASE | 0 | 1 | 4 | 1 | 0 | 1 |
| NOT GUILTY JURY TRIAL | 0 | 6 | 6 | 1 | 1 | 4 |
| NOT GUILTY NO JURY TRIAL | 0 | 0 | 0 | 0 | 0 | 0 |
| OTHERS | 0 | 1 | 3 | 1 | 2 | 6 |
| ABATED BY DEATH | 0 | 1 | 0 | 0 | 1 | 0 |
| CERTIFIED TO JUVENILE COURT | 0 | 0 | 0 | 0 | 0 | 0 |
| HUNG JURY | 0 | 0 | 0 | 0 | 0 | 0 |
| QUASHED INDICTMENT OR INFORMATION | 0 | 0 | 3 | 1 | 1 | 6 |
| CHANGE OF VENUE | 0 | 0 | 0 | 0 | 0 | 0 |

APPENDIX 1-B
 CIRCUIT ATTORNEY CASE PROCESSING
 FOR AN ANNUAL TWENTY-TWO WEEK SAMPLE PERIOD
 AUGUST-DECEMBER 1971 1972 AND 1973

| CASE PROCESSING ACTIVITY | ROBBERY CASES | | | ASSAULT CASES | | |
|-----------------------------------|---------------|------|------|---------------|------|------|
| | 1971 | 1972 | 1973 | 1971 | 1972 | 1973 |
| WARRANTS REQUESTED | 458 | 485 | 546 | 693 | 836 | 971 |
| WARRANTS ISSUED | 236 | 304 | 309 | 205 | 242 | 282 |
| COURT OF CRIMINAL CORRECTIONS | | | | | | |
| ARRAIGNMENTS | 173 | 269 | 305 | 166 | 220 | 260 |
| PRELIMINARY HEARINGS | 133 | 183 | 209 | 63 | 118 | 143 |
| CERTIFICATION FOR TRIAL | 103 | 151 | 191 | 42 | 72 | 94 |
| GRAND JURY HEARINGS | 99 | 86 | 96 | 103 | 102 | 117 |
| TRUEBILL OR SURPASSED INDICTMENT | 70 | 74 | 81 | 57 | 65 | 77 |
| CIRCUIT COURT ARRAIGNMENT | 165 | 166 | 207 | 93 | 133 | |
| GUILTY DISPOSITION | 121 | 131 | 147 | 66 | 94 | 122 |
| GUILTY PLEA | 110 | 116 | 121 | 60 | 72 | 100 |
| GUILTY JURY TRIAL | 11 | 10 | 26 | 2 | 12 | 19 |
| GUILTY NO JURY TRIAL | 0 | 5 | 0 | 4 | 10 | 3 |
| NOT GUILTY DISPOSITION | 40 | 29 | 55 | 26 | 37 | 38 |
| CASE DISMISSED | 1 | 5 | 0 | 1 | 1 | 1 |
| NOLLE PROSEQUI | 36 | 19 | 44 | 19 | 28 | 27 |
| ACQUITED MENTAL DISEASE | 1 | 0 | 2 | 1 | 1 | 2 |
| NOT GUILTY JURY TRIAL | 2 | 6 | 9 | 5 | 5 | 7 |
| NOT GUILTY NO JURY TRIAL | 0 | 1 | 0 | 0 | 2 | 2 |
| OTHERS | 4 | 6 | 5 | 1 | 2 | 7 |
| ABATED BY DEATH | 1 | 0 | 0 | 0 | 1 | 0 |
| CERTIFIED TO JUVENILE COURT | 0 | 1 | 0 | 0 | 1 | 0 |
| HUNG JURY | 0 | 0 | 0 | 0 | 0 | 0 |
| QUASHED INDICTMENT OR INFORMATION | 3 | 4 | 5 | 0 | 0 | 6 |
| CHANGE OF VENUE | 0 | 1 | 0 | 1 | 0 | 1 |

APPENDIX 1-C
 CIRCUIT ATTORNEY CASE PROCESSING
 FOR AN ANNUAL TWENTY-TWO WEEK SAMPLE PERIOD
 AUGUST-DECEMBER 1971 1972 AND 1973

| CASE PROCESSING ACTIVITY | BURGLARY CASES | | | NON-IMPACT CASES | | |
|-----------------------------------|----------------|------|------|------------------|------|------|
| | 1971 | 1972 | 1973 | 1971 | 1972 | 1973 |
| WARRANTS REQUESTED | 552 | 547 | 674 | 2399 | 2506 | 2902 |
| WARRANTS ISSUED | 275 | 260 | 242 | 1020 | 982 | 1036 |
| COURT OF CRIMINAL CORRECTIONS | | | | | | |
| ARRAIGNMENTS | 241 | 250 | 167 | 1039 | 1193 | 1138 |
| PRELIMINARY HEARINGS | 233 | 238 | 147 | 892 | 857 | 831 |
| CERTIFICATION FOR TRIAL | 196 | 202 | 119 | 716 | 679 | 714 |
| GRAND JURY HEARINGS | 8 | 12 | 20 | 147 | 206 | 307 |
| TRUEBILL OR SURPASSED INDICTMENT | 5 | 8 | 11 | 108 | 182 | 293 |
| CIRCUIT COURT ARRAIGNMENT | 192 | 170 | 134 | 773 | 784 | |
| GUILTY DISPOSITION | 177 | 148 | 110 | 557 | 605 | 611 |
| GUILTY PLEA | 171 | 141 | 103 | 538 | 556 | 607 |
| GUILTY JURY TRIAL | 2 | 6 | 6 | 9 | 9 | 22 |
| GUILTY NO JURY TRIAL | 4 | 1 | 1 | 30 | 40 | 32 |
| NOT GUILTY DISPOSITION | 12 | 22 | 20 | 187 | 154 | 221 |
| CASE DISMISSED | 0 | 4 | 0 | 2 | 24 | 6 |
| NOLLE PROSEQUI | 10 | 16 | 15 | 139 | 100 | 167 |
| ACQUITTED MENTAL DISEASE | 0 | 2 | 1 | 3 | 2 | 0 |
| NOT GUILTY JURY TRIAL | 2 | 0 | 3 | 9 | 11 | 19 |
| NOT GUILTY NO JURY TRIAL | 0 | 0 | 1 | 34 | 17 | 29 |
| OTHERS | 2 | 0 | 4 | 9 | 25 | 13 |
| ABATED BY DEATH | 0 | 0 | 1 | 4 | 4 | 3 |
| CERTIFIED TO JUVENILE COURT | 0 | 0 | 0 | 0 | 12 | 1 |
| HUNG JURY | 0 | 0 | 0 | 0 | 0 | 0 |
| QUASHED INDICTMENT OR INFORMATION | 1 | 0 | 2 | 4 | 4 | 7 |
| CHANGE OF VENUE | 1 | 0 | 1 | 1 | 5 | 2 |

APPENDIX 1-D
 CIRCUIT ATTORNEY CASE PROCESSING
 FOR AN ANNUAL TWENTY-TWO WEEK SAMPLE PERIOD
 AUGUST-DECEMBER 1971 1972 AND 1973

| CASE PROCESSING ACTIVITY | TOTAL CASES | | | IMPACT CASES | | |
|-----------------------------------|-------------|------|------|--------------|------|------|
| | 1971 | 1972 | 1973 | 1971 | 1972 | 1973 |
| WARRANTS REQUESTED | 4396 | 4656 | 5427 | 1997 | 2150 | 2525 |
| WARRANTS ISSUED | 1912 | 1955 | 2055 | 892 | 973 | 1019 |
| COURT OF CRIMINAL CORRECTIONS | | | | | | |
| ARRAIGNMENTS | 1811 | 1937 | 2097 | 772 | 874 | 959 |
| PRELIMINARY HEARINGS | 1323 | 1398 | 1411 | 431 | 541 | 580 |
| CERTIFICATION FOR TRIAL | 1058 | 1104 | 1196 | 342 | 425 | 482 |
| GRAND JURY HEARINGS | 488 | 539 | 686 | 341 | 333 | 379 |
| TRUEBILL OR SURPASSED INDICTMENT | 319 | 416 | 557 | 211 | 234 | 264 |
| CIRCUIT COURT ARRAIGNMENT | | | | | | |
| GUILTY DISPOSITION | 1008 | 1007 | 1113 | 431 | 402 | 452 |
| GUILTY PLEA | 924 | 908 | 985 | 386 | 352 | 378 |
| GUILTY JURY TRIAL | 46 | 42 | 91 | 37 | 33 | 69 |
| GUILTY NO JURY TRIAL | 38 | 57 | 37 | 8 | 17 | 5 |
| NOT GUILTY DISPOSITION | 287 | 275 | 371 | 100 | 121 | 149 |
| CASE DISMISSED | 4 | 42 | 10 | 2 | 18 | 4 |
| NOLLE PROSEQUI | 224 | 179 | 271 | 85 | 79 | 104 |
| ACQUITED MENTAL DISEASE | 6 | 6 | 10 | 3 | 4 | 10 |
| NOT GUILTY JURY TRIAL | 19 | 29 | 48 | 10 | 18 | 29 |
| NOT GUILTY NO JURY TRIAL | 34 | 20 | 32 | 0 | 3 | 3 |
| OTHERS | | | | | | |
| ABATED BY DEATH | 5 | 7 | 4 | 1 | 3 | 1 |
| CERTIFIED TO JUVENILE COURT | 0 | 14 | 1 | 0 | 2 | 0 |
| HUNG JURY | 0 | 0 | 0 | 0 | 0 | 0 |
| QUASHED INDICTMENT OR INFORMATION | 8 | 9 | 29 | 4 | 5 | 22 |
| CHANGE OF VENUE | 3 | 6 | 4 | 2 | 1 | 2 |

APPENDIX 2

A. Police Order 74-S-6 effective April 10, 1974 relating to police use of the Mobile Warrant Unit

B. Persons arrested by district officers on felony charges by day of week and hour of day (period from 8-24-73 through 12-31-73)

APPENDIX 2-A
METROPOLITAN POLICE DEPARTMENT – CITY OF ST. LOUIS
OFFICE OF THE CHIEF OF POLICE
SPECIAL ORDER

Date Issued April 5, 1974 Order No. 74-S-6
Effective Date April 10, 1974 Expiration Indefinite
Reference Section L, Page 31 (R-1) of 72-S-25.1
Cancelled Publications Teletype Messages:
S0003 of 8-20-73; S0004 of 8-21-73; S0005 of 8-25-73
Subject MOBILE WARRANT UNIT

TO: ALL BUREAUS, DISTRICTS AND DIVISIONS

INTRODUCTION

On August 24, 1973, the Circuit Attorney's Office, with the aid of a Federal Law Enforcement grant, inaugurated a mobile warrant program. The aim of this program was to provide a ready access for Bureau of Field Operations personnel to make warrant applications between the hours of 7:30 p.m. to 2:00 a.m. at the district station rather than the following morning at the Circuit Attorney's Office. After a five month pilot program, the mobile warrant program has been expanded to include Bureau of Investigation night watch personnel and the following plan of operation has been established.

I. STRUCTURE OF THE MOBILE WARRANT UNIT

- A. There will be two mobile warrant units operating between the above indicated times on Friday and Saturday evenings. Each unit will be manned by a lawyer and a police officer from the Circuit Attorney's Office.
- B. There will be a North area mobile warrant unit, designated Cruiser 226, which will cover the Fifth, Sixth, Seventh and Eighth police districts and a South area mobile warrant unit, designated Cruiser 227, which will cover the First, Second, Third, Fourth and Ninth police districts.
- C. An officer wishing to contact a mobile warrant unit may do so by notifying his respective radio dispatcher over the air or by contacting the radio clerk over the phone.

II. WARRANT APPLICATION PROCEDURES

- A. Warrant applications will be considered in serious felony cases only; e.g., crimes against persons or property to include arson, assault, auto theft, burglary, carrying a concealed weapon, flourishing a dangerous and deadly weapon, homicide (if it is a district responsibility), rape and related sex offenses, robbery, and stealing.

NOTE: Narcotics cases will not be considered since a laboratory analysis of the substance and/or paraphernalia is required prior to warrant application.


- B. Present warrant application procedures will remain in effect; however, the mobile unit warrant officer will require that a police officer have his arrest report completed and have

made a telephone record check prior to making a warrant application. In addition, a copy of the warrant disposition report, with complaint number, must be made for each charge placed against each defendant.

- C. The following documents will be forwarded to the Office of the Circuit Attorney's Chief Investigator, Room 330, Municipal Courts Building, by 10:30 a.m. the following morning except Sunday by an officer designated by each district commander:
1. One copy of the arrest report and any related reports, either original or supplementary, for each charge placed against each defendant.
 2. Criminal Information Record in an original and one copy for each person applied on.
- D. If a warrant has been issued, one additional copy of the arrest report and any related reports along with one additional copy of the Criminal Information Record will be delivered to the State Probation and Parole Office, Room 220, Municipal Courts Building.
- E. Since the Chief Investigator will not be in his office on Sunday morning, all required reports from warrant applications made on Saturday night will be held until Monday when the 10:30 a.m. deadline must be met and the same forwarding procedures will apply. In addition, each district will place their reports in a manila envelope prior to delivery to the Circuit Attorney's Office.

NOTE: Precinct sergeants will insure that personnel under their supervision comply with the forwarding deadlines when applicable.

By Order of:



EUGENE J. CAMP
Colonel
Chief of Police

EJC/lid:ps
250:74:027

APPENDIX 2-B

METROPOLITAN POLICE DEPARTMENT
CITY OF ST. LOUISPERSONS ARRESTED BY DISTRICT OFFICERS ON FELONY CHARGES
BY DAY OF WEEK AND HOUR OF DAY
(PERIOD FROM 8/24/73 THROUGH 12/31/73)

| HOUR OF DAY | DAY OF WEEK | | | | | | | TOTALS |
|--------------------|-------------|---------|-----------|----------|--------|----------|--------|--------|
| | MONDAY | TUESDAY | WEDNESDAY | THURSDAY | FRIDAY | SATURDAY | SUNDAY | |
| 7 - 8 AM | 3 | 3 | 3 | 3 | 0 | 4 | 3 | 19 |
| 8 - 9 AM | 8 | 11 | 10 | 8 | 11 | 6 | 12 | 66 |
| 9 - 10 AM | 16 | 15 | 20 | 28 | 14 | 14 | 15 | 122 |
| 10 - 11 AM | 22 | 27 | 20 | 26 | 29 | 20 | 10 | 154 |
| 11 AM - 12 NOON | 44 | 40 | 25 | 31 | 41 | 23 | 19 | 223 |
| 12 NOON - 1 PM | 30 | 26 | 41 | 29 | 26 | 34 | 21 | 207 |
| 1 - 2 PM | 30 | 26 | 33 | 33 | 27 | 25 | 19 | 193 |
| 2 - 3 PM | 35 | 40 | 31 | 32 | 40 | 25 | 13 | 216 |
| 1ST WATCH SUBTOTAL | 188 | 188 | 183 | 190 | 188 | 151 | 112 | 1200 |
| 3 - 4 PM | 34 | 36 | 35 | 37 | 25 | 15 | 14 | 196 |
| 4 - 5 PM | 26 | 28 | 22 | 16 | 19 | 20 | 14 | 153 |
| 5 - 6 PM | 28 | 23 | 19 | 17 | 19 | 24 | 13 | 143 |
| 6 - 7 PM | 16 | 20 | 18 | 11 | 33 | 15 | 12 | 125 |
| 7 - 8 PM | 37 | 31 | 38 | 30 | 37 | 31 | 15 | 219 |
| 8 - 9 PM | 46 | 27 | 45 | 27 | 57 | 35 | 5 | 245 |
| 9 - 10 PM | 30 | 31 | 36 | 39 | 31 | 48 | 17 | 240 |
| 10 - 11 PM | 27 | 28 | 27 | 35 | 32 | 40 | 10 | 199 |
| 2ND WATCH SUBTOTAL | 252 | 224 | 240 | 212 | 253 | 236 | 103 | 1520 |
| 11 PM - 12 MID | 35 | 26 | 37 | 28 | 34 | 30 | 10 | 200 |
| 12 MID - 1 AM | 11 | 8 | 20 | 17 | 17 | 35 | 25 | 133 |
| 1 - 2 AM | 20 | 29 | 28 | 18 | 29 | 27 | 25 | 176 |
| 2 - 3 AM | 14 | 11 | 16 | 11 | 24 | 22 | 31 | 129 |
| 3 - 4 AM | 1 | 14 | 7 | 7 | 11 | 14 | 14 | 68 |
| 4 - 5 AM | 4 | 3 | 6 | 3 | 7 | 11 | 13 | 47 |
| 5 - 6 AM | 3 | 9 | 4 | 2 | 2 | 9 | 5 | 34 |
| 6 - 7 AM | 1 | 2 | 4 | 7 | 3 | 6 | 9 | 32 |
| 3RD WATCH SUBTOTAL | 89 | 102 | 122 | 93 | 127 | 154 | 132 | 819 |
| GRAND TOTAL | 529 | 514 | 545 | 495 | 568 | 541 | 347 | 3539 |

APPENDIX 3

DATA COLLECTION

- A) Trial Lawyers' Questionnaire and Results - This questionnaire was given to the Circuit Attorney's Office in June, 1974, to be completed by the Trial Lawyers-seven responses were obtained.
- B) Case Processing and Disposition Data- Form CAS-1 was completed for a twenty-two week sample (August-December, 1971, 1972, 1973), by coders from the Evaluation Unit. Accompanying CAS-1 are the coding instructions.
- C) Mobile Warrant Unit Data- (1) Form CAS-3 was completed by Mobile Warrant Officers for all incidents handled from August 1973. (2) Forms are also included for the one month sample completed in May 1974 by both the Central and Mobile Warrant Unit.
- D) Homicide Investigation Data- The Homicide Investigation Data was collected by evaluation coders.

TRIAL LAWYERS' QUESTIONNAIRE
AND RESULTS

The Impact program is currently funding a project in the Circuit Attorney's Office entitled "Circuit Attorney's Supplement." The specific programs being undertaken are the Homicide Investigation Unit and the Mobile Warrant Office. Your response to the following questions will greatly aid in the evaluation of these projects.

(1) Since the Homicide Investigation Unit became operational in August 1973, have you noticed any improvement in the thoroughness of research and preparation of homicide cases being given to the trial lawyers?

- 3 (a) They have been much better prepared
- 2 (b) Slightly better prepared
- 1 (c) No change noticed
- 1 (d) There has been a negative impact on case preparation
- 1 (e) Don't Know

Additional comments:

(a)" Since the program is in effect, a better job could be done as far as saving photos, lab reports, etc."

(b) "The additional time that now can be spent on homicide cases has made their overall preparation quite thorough."

(2) Since August 1973 have you noticed that the weaker homicide cases (i.e. cases for which the likelihood of obtaining a conviction is slim or the likelihood of nolle prosequi is great) have been more effectively screened out prior to the trial attorney becoming involved with the case?

- 3 (a) They have been completely screend out
- 3 (b) Most of them have been screened out (ones assigned seemed stronger)
- 1 (c) A few have been screend out
- 1 (d) No change noticed
- 1 (e) There have been more weak cases
- 2 (f) Don't Know

Additional Comments:

- (a) "Mitigating circumstances or legitimate defenses can be checked out before Grand Jury preparation."
 - (b) "I have no personal knowledge of the number which have been screened out, but the ones assigned to me" appear somewhat stronger.
- (3) Since August 1973 the conviction rate for homicide has, in your opinion,
- (a) Risen
 - 1 (b) Not changed
 - (c) Gone down
 - 6 (d) Don't Know

Additional Comments:

- (4) Since August 1974 the average processing time for homicide has,
- 1 (a) Decreased
 - (b) Not changed
 - (c) Increased
 - 6 (d) Don't Know

Additional Comments:

- (a) "I would think the State could be ready much faster under our present system."
- (b) "If processing time is the period from date of arraignment to trial date, then it has probably decreased. Judge McMullan probably caused this change."

(5) In your opinion, what are the benefits and disadvantages of the Homicide Investigation Unit? Please List.

BENEFITS

- 1. More thorough preparation of files.
- 2. An opportunity to thoroughly prepare the case for trial.
- 3. Better endorsement of witnesses
- 4. Opportunity to conduct more extensive investigation of individual case, strengthen weak case.
- 5. Earlier receipt of ETU, coroners, and medical report.
- 6. More statements by more people involved with case.

DISADVANTAGES

BENEFITS

DISADVANTAGES

7. Relieve trial attorney of basic routine clerical work and therefore leave more time for other matters.
8. Highlights and points out problems which otherwise would not be known for some time.
9. Most of items the trial attorney would need at an earlier stage are requested and/or ordered.

(6) In your opinion, what are the benefits and disadvantages of the Mobile Warrant Office? Please List.

BENEFITS

DISADVANTAGES

- | | |
|--|--|
| <ol style="list-style-type: none">1. Saves police time2. Saves Witnesses time3. Gives Warrant Officer better feel for case.4. Supply source of badly needed funds (to Circuit Attorneys)5. Police and witnesses don't have to come to the warrant office.6. Allow attorney to look at case earlier and request additional information and investigation if necessary.7. Allows attorney to see and understand police problems.8. Save time to citizen who has already been inconvenienced.9. Increase police patrol time.10. Increase police prosecutor relations.11. Opportunity to view witnesses. | <ol style="list-style-type: none">1. Tends to force issuing of case which may not be issued after a cooling off period.2. Hours, pay. |
|--|--|

(7) Would you care to suggest any modifications which might improve either of the programs?

--Mandatory "second-rating" of a homicide case by man in homicide squad at earliest point in his time on the squad.

--A homicide worksheet: standard form listing in total everything needed and completed by attorney.

--Save money by making MWO a night non-mobile warrant officer in Room 220.

--Could be one individual on mobile warrant unit.

--Spend money on two full time investigators to locate witness attached to homicide investigation.

--Better hours, Better pay.

APPENDIX 3-B

CIRCUIT ATTORNEY'S SUPPLEMENT
DATA FORM CAS-1
HIGH IMPACT EVALUATION UNIT

Record of Dispositions

From _____ To _____ Inclusive

| | <u>Total</u> Impact | Homicide | <u>Sex</u> Offenses | Robbery | <u>Aggravated</u> Assault | Burglary | <u>Non-</u> Impact |
|---|------------------------|----------|------------------------|---------|------------------------------|----------|-----------------------|
| Arrests..... | | | | | | | |
| Released..... | | | | | | | |
| Booked..... | | | | | | | |
| Warrants Requested..... | | | | | | | |
| Issued..... | | | | | | | |
| Refused..... | | | | | | | |
| Arraignment Hearings (CCC). Pre-Trial dispositions.... Certifications for trial.. | | | | | | | |
| Grand Jury Hearings..... No true bill..... Indictments..... Suppressed indictments.... | | | | | | | |
| Arguments in Circuit... Co- Pre-trial disposition.... Trials set..... | | | | | | | |
| Trials..... Guilty pleas (as charged or to other charges)..... Charges dismissed..... Nolle prosequi..... Abated by death..... Changes of venue..... Acquitted, mental disease. Certified to juvenile..... Pleas of innocent or no pleas..... Guilty (by jury, as char- ged or for other charges). Guilty (jury waived, as charged or for other charges)..... Not Guilty (by jury)..... Not Guilty (jury waived).. Hung jury..... Quashed Indictments..... Quashed Information..... | | | | | | | |

PROCEDURE FOR COMPLETING THE CIRCUIT ATTORNEY'S
SUPPLEMENT DATA FORM CAS-1

The following is a description of the procedures necessary for completing the Circuit Attorney's Supplement Data Form CAS-1 for a one week period of time.

Record of Disposition

These dates are obtained from the weekly warrant-disposition forms put out by the Circuit Attorney's office.
Example: From 8-14-71 To 8-20-71. The date on the form is the last date for which data appears; it is usually a Friday or Saturday. Weekly totals appearing on the form are for the previous Monday through Friday.

Arrests

This data will be gathered from Police Department records, probably from arrest records on tapes.

Warrants Requested

The number of warrants issued appears in the column headed "Iss. this week" in the weekly warrant-disposition forms from the Circuit Attorney's office. To obtain the number issued for Impact, add the first five figures in the column, i.e., the figures for "Sex Offenses", "Robbery inc. Assault to Rob", "Burglaries", "Criminal Homicide", and "Assaults - To Kill or Bodily Harm". To obtain the number issued for Non-Impact, add the next eight figures in the column, i.e., "All Stealing Except M/Vehicles", "Auto Theft-Driving W/O Consent & Tampering", "Checks & Embezzlement", "Weapon Cases", "Narcotics", "Gambling", "Liquor", and "Other Crimes". The sum of the warrants issued for impact and non-impact crimes should be the same as the column total at the bottom of the page.

The number of warrants refused appears in the column headed "Ref. this week". The number refused for impact and non-impact crimes should be added in the same manner as the number issued, above. The sum of the warrants refused for impact and non-impact crimes should be the same as the column total at the bottom of the page.

Arraignment Hearings (CCC)

The number of pre-trial dispositions appears in the column headed "C.C.C. Disp. this week" in the weekly warrant-disposition forms. The pre-trial dispositions for Impact crimes is the sum of the first five figures in the column, and the pre-trial dispositions for Non-Impact is the sum of the next eight figures in the column. These two sums added together should be the same as the column total at the bottom of the column.

The number of certifications for Trial can be obtained from the Reissue file at the Circuit Attorney's office. Paul Berra, Chief Clerk, or his secretary, Bea Weyrich has this file. Pages are added to this file once a week or so. Check for dates at the top of each page to find the desired dates. Separate totals for impact and non-impact offenses should be calculated.

Grand Jury Hearings

The number of no true bills can be obtained from the column headed "G.J. N.T.B. this week" in the weekly warrant-disposition forms. The no true bills for Impact crimes is the sum of the first five figures in the column, and the no true bills for Non-Impact is the sum of the next eight figures in the column. These two sums added together should be the same as the total at the bottom of the column.

The number of indictments and suppressed indictments can be obtained from the indictment file at the Circuit Attorney's Office. Paul Berra, Chief Clerk, or his secretary, Bea Weyrich has this file. Pages are added to this file once a week or so. Check for dates at the top of each page to find the desired dates. Separate totals for impact and non-impact offenses should be calculated. Indictments for more than one offense for the same person are counted as more than one indictment. Also, if several defendants are indicted for the same offense, an indictment for each defendant is counted.

Arraignment in Circuit Court

The number of pre-trial dispositions can be obtained from the Circuit Court disposition records book. This is a yearly records book kept by Paul Berra and his secretary Bea Weyrich. Daily records of trials, pre-trial dispositions, quashed indictments, etc., are kept in this book. Every pre-trial disposition has a red x or a red check on the line on which the entry was made. Separate totals for impact and non-impact offenses should be calculated for each week.

Trials

The number of trials can be obtained by subtracting the number of pre-trial dispositions found above from the number of dispositions this week. The number of dispositions this week can be obtained from the column headed "Circuit Court for Criminal causes,"Disp. this week" in the weekly warrant-disposition forms. The dispositions this week for Impact crimes is the sum of the first five figures in the column, and the dispositions this week for Non-Impact crimes is the sum of the next eight figures in the column. These two sums added together should be the same as the total at the bottom of

the column. Once the total number of trials for the week has been calculated, the figures for the categories under Trials can be obtained from the daily records in the Circuit Court disposition records book. Daily totals for each of the categories should be found and then added together to form the weekly totals. Daily totals on each page of this record book will help to serve as a check when totals are being tabulated.

The sum of all of the categories under Trials should be equal to the number of trials for both impact and non-impact crimes. If these two numbers are not equal, an attempt should be made to find errors.

A 11. 11. 3-1-1

CIRCUIT ATTORNEY SUPPLEMENT
MOBILE WARRANT OFFICE INCIDENT REPORT
DATA FORM CAS-3
HIGH IMPACT EVALUATION UNIT

Complaint number: _____

Date: _____

Time of incident: _____

Time of Arrival: _____

Police District: _____

Defendant's name: _____

Called to:

- (a) scene of incident
- (b) police station
- (c) other

Warrant requested:

- (a) yes
- (b) no

Warrant Issued:

- (a) yes, by MWO
- (b) yes, by C.A. office
- (c) no prosecution refusal

Assisted in gathering evidence:

- (a) yes
- (b) no

ETU present:

- (a) yes
- (b) no

Number of persons interviewed by MWO team:

- (a) police officers: _____
- (b) victims: _____
- (c) witnesses: _____

APPENDIX -3-C-2
 CIRCUIT ATTORNEY SUPPLEMENT
 S-MP8-73
 HIGH IMPACT EVALUATION UNIT
 MOBILE WARRANT OFFICE

Date: _____ Police District: _____ Complaint Number: _____

| | <u>Arrest Register Number</u> | <u>Time Between Ar- rest & Warrant Application</u> | <u>Charge Warrant was applied for</u> | <u>Charge Warrant* was issued for</u> |
|--------------|-----------------------------------|--|---|---|
| Defendant 1) | _____ | _____ | _____ | _____ |
| | | | _____ | _____ |
| | | | _____ | _____ |
| 2) | _____ | _____ | _____ | _____ |
| | | | _____ | _____ |
| | | | _____ | _____ |
| 3) | _____ | _____ | _____ | _____ |
| | | | _____ | _____ |
| | | | _____ | _____ |
| 4) | _____ | _____ | _____ | _____ |
| | | | _____ | _____ |
| | | | _____ | _____ |

TIME SPENT BY POLICE OFFICER SEEKING WARRANT**

| | <u>On Duty Time</u> | <u>Personal Time</u> |
|------------|---------------------|----------------------|
| Officer 1) | _____ | _____ |
| 2) | _____ | _____ |
| 3) | _____ | _____ |

TIME SPENT BY WITNESS IN SEEKING WARRANT

| | <u>Total Time</u> | <u>Time Away From Work</u> |
|------------|-------------------|----------------------------|
| Witness 1) | _____ | _____ |
| 2) | _____ | _____ |
| 3) | _____ | _____ |
| 4) | _____ | _____ |

Number of Witness' that probably would not have come to Central Warrant Office _____

* If no warrant issued write NONE

** If seeking warrants for more than one incident apportion time spent seeking the warrant between the incidents.

APPENDIX 3-C-2
 CIRCUIT ATTORNEY SUPPLEMENT
 S-MP8-73
 HIGH IMPACT EVALUATION UNIT
 CENTRAL WARRANT OFFICE

Date: _____ Police District: _____ Complaint Number: _____

| | <u>Arrest Register Number</u> | <u>Time Between Arrest & Warrant Application</u> | <u>Charge Warrant was applied for</u> | <u>Charge Warrant* was issued for</u> |
|--------------|-----------------------------------|--|---|---|
| Defendant 1) | _____ | _____ | _____ | _____ |
| | | | | |
| 2) | _____ | _____ | _____ | _____ |
| | | | | |
| 3) | _____ | _____ | _____ | _____ |
| | | | | |
| 4) | _____ | _____ | _____ | _____ |
| | | | | |

TIME SPENT BY POLICE OFFICER SEEKING WARRANT**

| | <u>On Duty Time</u> | <u>Personal Time</u> |
|------------|---------------------|----------------------|
| Officer 1) | _____ | _____ |
| 2) | _____ | _____ |
| 3) | _____ | _____ |

TIME SPENT BY WITNESS IN SEEKING WARRANT

| | <u>Total Time</u> | <u>Time Away From Work</u> |
|------------|-------------------|----------------------------|
| Witness 1) | _____ | _____ |
| 2) | _____ | _____ |
| 3) | _____ | _____ |
| 4) | _____ | _____ |

Number of Witness' that failed to come _____

* If no warrant issued write NONE
 ** If seeking warrants for more than one incident apportion time spent seeking the warrant between the incidents.

APPENDIX 3-D

HOMICIDE INVESTIGATION UNIT DATA COLLECTED FROM
CIRCUIT ATTORNEY FILES

Circuit Attorney Number
Date Warrant Issued
Whether True Bill Was Issued
Date True Bill Was Issued or Denied
Date of Indictment
Arraignment Date
Pre-Trial Dispositions
Date of Pre-Trial Dispositions
Trial Dispositions
Date of Trial

END

7 ables/more