





THE JUDICIAL COUNCIL

OF

THE SUPREME COURT

OF

LOUISIANA

NCJRS

MAR 10 1977

ACQUISITIONS

ANNUAL REPORT

with

1976 STATISTICS

AND RELATED DATA

## TABLE OF CONTENTS

### 1976 ANNUAL REPORT OF THE JUDICIAL COUNCIL

SUPREME COURT OF LOUISIANA  
301 Loyola Avenue  
New Orleans, Louisiana 70112

Eugene J. Murret  
Judicial Administrator

	Page
Letter of Transmittal.....	5
Report of the Judicial Administrator .....	7
Membership of the Judicial Council .....	8

### THE LOUISIANA JUDICIARY

Supreme Court .....	11
Courts of Appeal.....	13
District Courts.....	15
City Courts .....	21

### STATISTICAL SECTION

Introduction .....	24
Supreme Court .....	25
Courts of Appeal.....	28
District Courts.....	32
City and Parish Courts.....	44



The Honorable Joe W. Sanders  
Chief Justice, Supreme Court of Louisiana



# Supreme Court

STATE OF LOUISIANA

New Orleans

70112

(504) 527-5253

CHIEF JUSTICE  
JOE W. SANDERS

ASSOCIATE JUSTICES  
FRANK W. SUMMERS  
ALBERT TATE, JR.  
JOHN A. DIXON, JR.  
PASCAL F. CALOGERO, JR.  
WALTER F. MARCUS, JR.  
JAMES L. DENNIS

JUDICIAL ADMINISTRATOR  
EUGENE J. MURRET

To the Members of the Supreme Court of Louisiana  
and the Board of Governors of the  
Louisiana State Bar Association

Gentlemen:

In accordance with the provisions of subsection (e) of Section 5 of Rule XXII of the Revised Rules of the Louisiana Supreme Court, I am pleased to submit herewith the twenty-first annual report of the Judicial Council of the Supreme Court of Louisiana.

With respect to the work of the Supreme Court, the number of appeals filed increased by 29% over the previous year and writ applications increased by 38 filings. The Court acted on 1,973 matters in 1976 compared with 564 matters ten years ago. A total of 513 opinions were handed down, averaging 73 opinions per Justice, just as in the previous year. In addition, the Court handed down 61 per curiam affirmances without written opinion.

In an effort to cope with the ever-increasing caseload of this Court, two initiatives were taken in recent months. The first was the establishment of a Criminal Appeals Research and Screening Unit to facilitate a more efficient and speedy disposition of criminal appeals by early detection of criminal appeals with insubstantial or frivolous arguments. These cases are placed on a summary docket and are decided without a written opinion, thus allowing sufficient time for a more speedy and careful consideration of cases involving more serious legal issues. From its inception on August 1 through December 31, the unit screened approximately 190 criminal appeals. The work of the unit resulted in per curiam affirmances of convictions in 61 criminal appeals.

The second initiative was to appoint a Special Committee to Study Appellate Court Caseloads and Procedures. The broadly-based 45-man committee, chaired by Justice Mack E. Barham, Retired, and staffed by the office of the Judicial Administrator, has assembled comparative data from within and without the state and is exploring various alternative solutions for balancing the workloads of our appellate courts.


The Louisiana Judicial College, established by order of this Court following a feasibility study, has selected Dean Francis C. Sullivan as Director and Mr. Joseph J. Balamonte as Associate Director, both of the LSU Law Center where the College is housed. The Board of Governors, chaired by Associate Justice James L. Dennis, has been assured of modest initial funding by the Law Enforcement Assistance Administration. Upon receipt of initial funds, the staff will develop a program and curriculum. Anticipated additional funding should make possible the commencement of courses in the fall.

The Judicial Planning Committee appointed by me under recent congressional amendments to the LEAA Act has made substantial progress in the brief period since its beginning. One-fifth of the membership of the reconstituted Louisiana Commission on Law Enforcement are judges as compared to an approximate one-fifteenth representation in the past. Governor Edwards appointed Associate Justice Pascal F. Calogero, Jr., to represent this Court on the Commission. Chaired by Associate Justice Albert Tate, Jr., of this Court, the Judicial Planning Committee is working for a more adequate share of funds for the courts, is working for short-range improvements in our small claims procedures, and is carefully studying and classifying the long-range needs and solutions leading to substantial improvements in our court system.

The Judicial Council produced beneficial improvements to our court system during the past year. On recommendation of the Council the legislature enacted several statutes designed to speed up the process between final judgment in the trial court in civil cases and lodging of the appeal record in the appellate court. The legislation was subsequently complemented by rules of this Court designed for the same purpose in criminal cases. On recommendation of the Judicial Council the legislature also created eight additional district judgeships to assist with the increased workload at that level, increased the monetary jurisdiction of the city courts throughout the state in civil cases to \$2,000 in jurisdictions with 10,000 or more population, and to \$1,500 in jurisdictions with less than 10,000 population, authorized district judges to delegate their authority to excuse jurors, and adopted legislation to make possible the creation of a Family Court for Orleans Parish.

I want to take this opportunity to thank all of the judges and members of the Judicial Council who have worked so hard during the past year to improve our court system. I solicit your continued support during the coming year and welcome any suggestions you may have at any time.

Respectfully submitted,

  
JOE W. SANDERS  
Chief Justice

## REPORT OF THE JUDICIAL ADMINISTRATOR

By rule of the Supreme Court one of the primary duties of the Office of Judicial Administrator is to collect data and information on the workloads and processing of cases through the courts at all levels. To assist the Supreme Court, the Judicial Council, and the State Legislature in making sound decisions on policy matters affecting the courts, continuing efforts are being exerted toward improving the quality and value of statistics depicting the activity of the courts in Louisiana.

Progress has been made in three important areas. First, the Judicial Administrator's Management Information System (JAMIS) was implemented in the district courts. I would like to thank each of the clerks for their cooperation, noting that 66 of the 69 courts began reporting during the year. My office is now at work providing additional training around the state to answer the many questions which have arisen and to improve the quality of the data we are receiving.

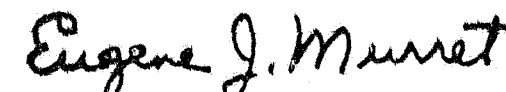
Second, my office is participating with the district court and the district attorney in the Sixteenth Judicial District (Iberia, St. Martin, St. Mary) on the development and implementation of a moderately priced computer system to serve the needs of a typical trial court. Features include calendaring, automatic preparation of notices and summons, and, significantly, the capability of preparing reports required by the state (including this office) as a by-product of satisfying local needs. This system will be operational in the latter part of 1977.

The third area of progress is the design of a system for reporting information about civil cases on appeal. When implemented, this system will allow assessment of the various laws and rules concerning appellate procedure as well as quantifying just what level of processing appellate cases can be handled in the trial court.

The quantity and quality of court reporting services in the state has been the subject of discussion among judges and court reporters for some time. On the initiative of Chief Judge Luther Cole of Baton Rouge and with the full support of Chief Justice Sanders, a series of meetings of educators from LSU and the Law Center together with several court officials is underway, hopefully leading toward the establishment of an official state school for court reporters. Solid training should be provided for persons wishing to become reporters, and seminars for upgrading the skills of graduate reporters should be offered. This in-state solution to the quantity and quality of court reporting services promises to prove more effective than alternative panaceas.

The Louisiana Judicial Newsletter has been one of the more challenging new activities undertaken by my office this year. Thus far, the publication has been produced by non-journalist assistants. In the future, we hope to engage the part-time services of a person trained in public relations to handle this publication and the publication of the annual report, as well as periodic news releases on the judges and the work of the various courts.

We wish to welcome the many new judges and clerks of court who have assumed office during the past year. We invite you and all of the judges and clerks to call upon us at any time that you feel we can be of service to you. We also want to express our deep appreciation to the many judges and attorneys who have accepted appointments to serve on assignment during the past year in the various courts of the state.

  
EUGENE J. MURRET  
Judicial Administrator

MEMBERSHIP OF THE JUDICIAL COUNCIL OF THE  
SUPREME COURT OF LOUISIANA

Honorable Joe W. Sanders, Chairman  
Chief Justice, Supreme Court of Louisiana

Honorable Frank W. Summers, Vice Chairman  
Associate Justice, Supreme Court of Louisiana

Honorable John T. Hood, Jr.  
Chairman, Conference of Court of Appeal Judges

Honorable Frederick S. Ellis  
First Circuit Court of Appeal

Honorable Richard J. Garvey  
President, Louisiana District Judges Association

Honorable Douglas J. Nehrbass  
Judge, Fifteenth Judicial District

Honorable Oliver S. Delery, Judge, New Orleans Traffic Court  
President, Louisiana City Judges Association

Honorable Sol Gothard, Judge, Jefferson Parish Juvenile Court,  
President, Louisiana Council of Juvenile Court Judges

Mr. Curtis R. Boisfontaine  
President, Louisiana State Bar Association

Mr. Edward J. Rice, Jr., Chairman  
Young Lawyers Section, Louisiana State Bar Association

Mr. Oliver P. Stockwell  
President, Louisiana State Law Institute

Honorable John J. Hainkel, Jr.  
State Representative

Honorable Thomas A. Casey  
State Senator

Mr. John M. Mamoulides, President  
Louisiana District Attorneys Association

Mr. Marlin Risinger, Jr.  
Attorney at Law

Mr. Irby L. Knotts, Jr., President  
Louisiana Clerks of Court Association

Mr. Joe D. Smith, Jr., Publisher  
Alexandria Daily Town Talk

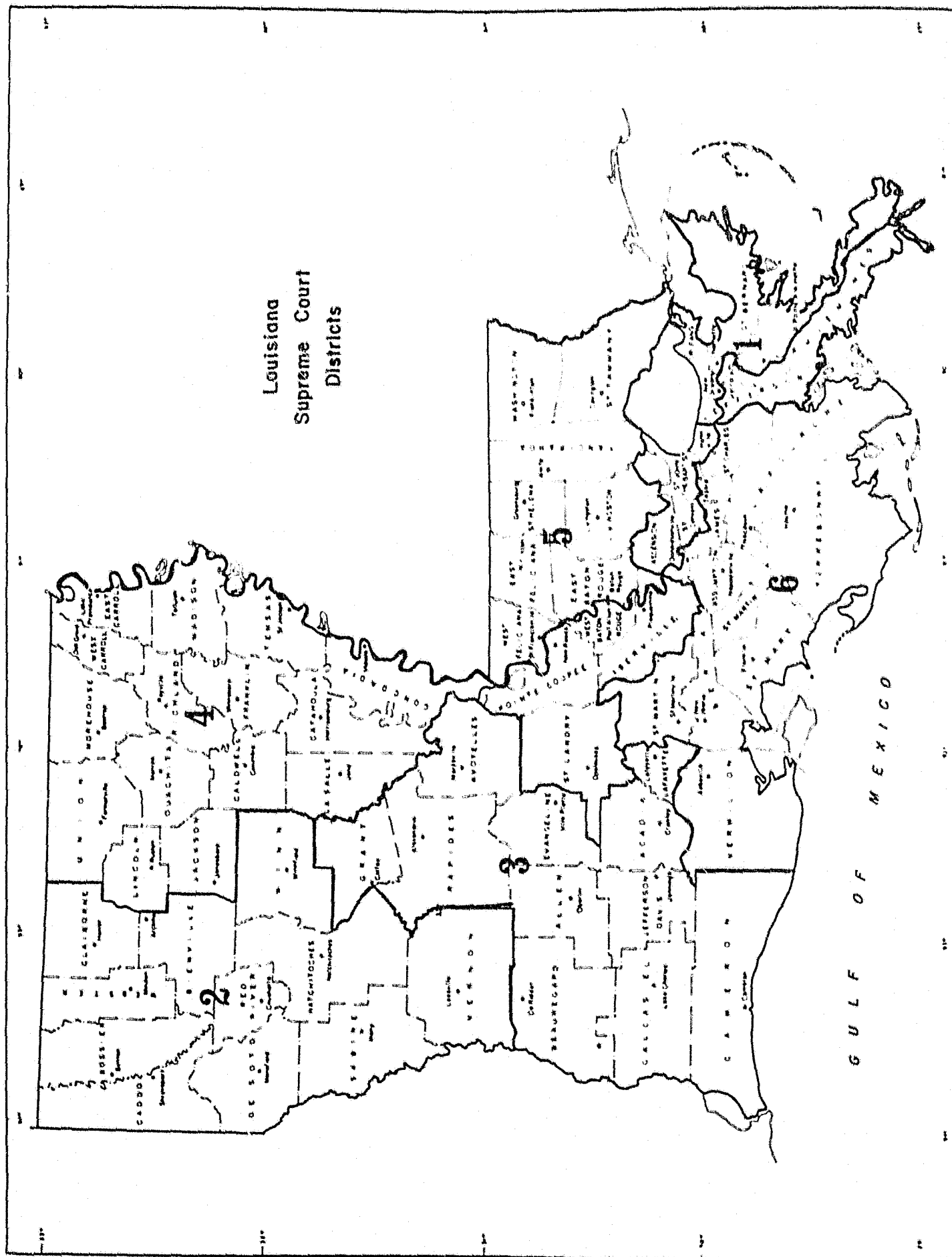
Honorable J. Cleveland Fruge  
Retired Judge, Third Circuit Court of Appeal

Honorable Albert Tate, Jr., ex officio  
Associate Justice, Supreme Court of Louisiana

Honorable Pascal F. Calogero, Jr., ex officio  
Associate Justice, Supreme Court of Louisiana

Honorable Walter F. Marcus, Jr., ex officio  
Associate Justice, Supreme Court of Louisiana

Honorable James L. Dennis, ex officio  
Associate Justice, Supreme Court of Louisiana



## THE SUPREME COURT OF LOUISIANA

*Domicile*

*District*

### CHIEF JUSTICE

Baton Rouge

The Honorable Joe W. Sanders

Fifth

### ASSOCIATE JUSTICES

Abbeville

The Honorable Frank W. Summers

Sixth

Ville Platte

The Honorable Albert Tate, Jr.

Third

Shreveport

The Honorable John A. Dixon, Jr.

Second

New Orleans

The Honorable Pascal F. Calogero, Jr.

First

New Orleans

The Honorable Walter F. Marcus, Jr.

First

Monroe

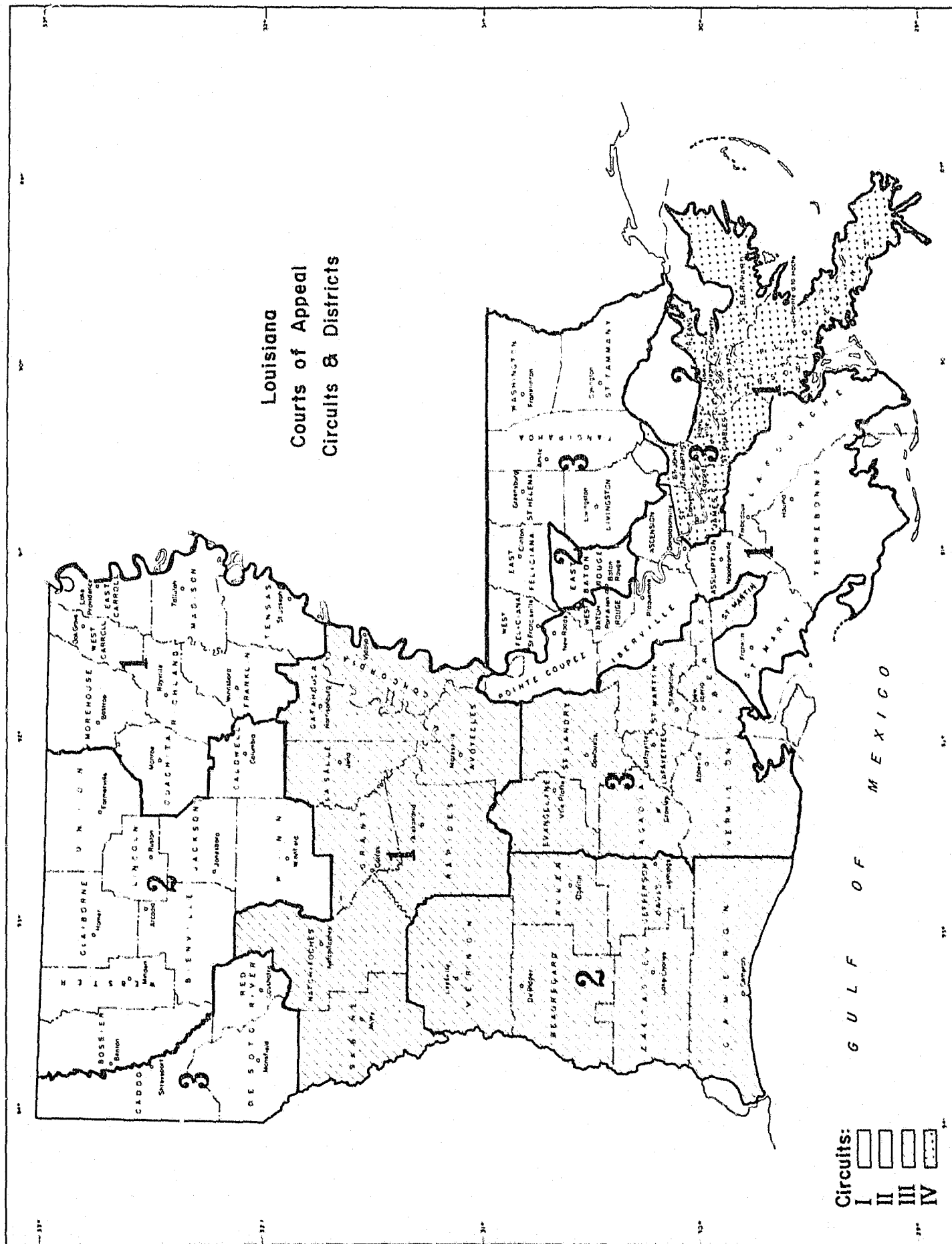
The Honorable James L. Dennis

Fourth

### CLERK OF COURT

The Honorable Harold A. Moise, Jr.

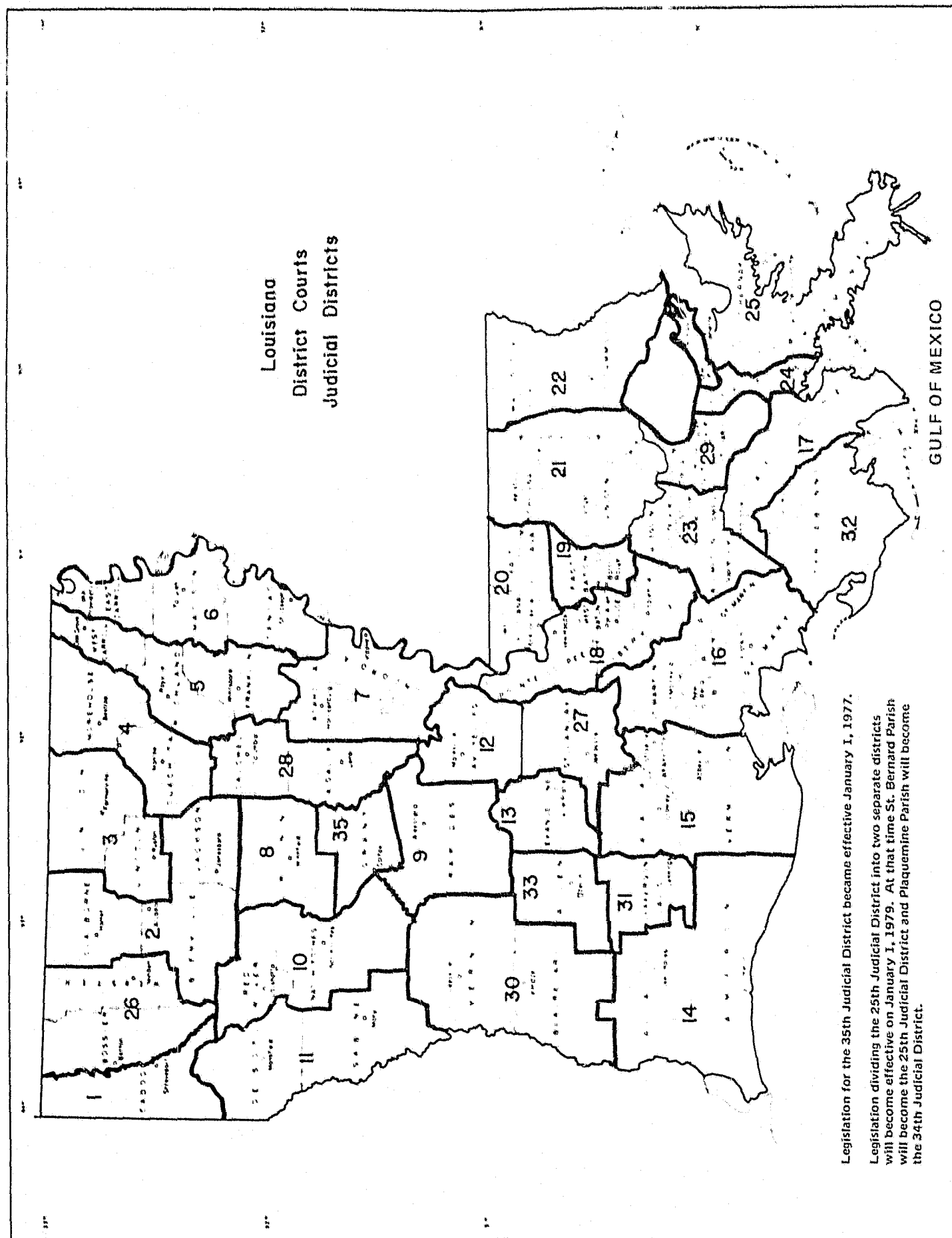
The Honorable Frank W. Hawthorne, Associate Justice, Retired, has been assigned to serve as a Judge in any court of record in the Fourth Louisiana Supreme Court District.



## THE LOUISIANA COURTS OF APPEAL

	<u>Domicile</u>	<u>District</u>
FIRST CIRCUIT (Baton Rouge)	Paul B. Landry, Jr., Chief Judge	Port Allen
	Frederick S. Ellis	Covington
	C. Lenton Sartain	Baton Rouge
	Fred A. Blanche, Jr.	Baton Rouge
	Grover L. Covington	Hammond
	Morris Lottinger, Jr.	Houma
	Remy Chiasson	Thibodaux
	Wallace A. Edwards	Covington
	Elven E. Ponder	Baton Rouge
	Clerk: Edward C. Seghers	
SECOND CIRCUIT (Shreveport)	James E. Bolin, Chief Judge	Minden
	O. E. Price	Bossier City
	Pike Hall, Jr.	Shreveport
	Charles W. Marvin	Minden
	Jasper E. Jones	West Monroe
	Clerk: Harold L. Booth	
THIRD CIRCUIT (Lake Charles)	John T. Hood, Jr., Chief Judge	Lake Charles
	W. A. Culpepper	Alexandria
	Jerome E. Domengeaux	Lafayette
	Jack C. Watson	Lake Charles
	Edmund L. Guidry, Jr.	St. Martinville
	J. Burton Foret	Ville Platte
	Clerk: Kenneth J. deBlanc	
FOURTH CIRCUIT (New Orleans)	L. Julian Samuel, Chief Judge	Gretna
	William V. Redmann	New Orleans
	Harry T. Lemmon	Hahnville
	James G. Gulotta	New Orleans
	Edward J. Stoulig	Kenner
	John C. Boutall	Metairie
	Patrick M. Schott	New Orleans
	Ernest N. Morial	New Orleans
	Peter H. Beer	New Orleans
	Julian E. Bailes, Retired, Assigned	New Orleans
	Clerk: Marjorie R. Cambre	





## DISTRICT COURTS OF LOUISIANA

### Roster of Judges and Clerks

JUDGES	Parishes within District	Parish Seats	Clerks of Court
<b>FIRST DISTRICT</b> William J. Fleniken, Chief Judge C. J. Bolin, Jr. John F. Fant James E. Clark Fred C. Sexton, Jr. John R. Ballard Gayle K. Hamilton	Caddo	Shreveport	D. D. Pyburn
<b>CADDO PARISH JUVENILE COURT</b> Gorman E. Taylor			
<b>SECOND DISTRICT</b> David T. Caldwell, Chief Judge Fred L. Jackson (Assigned)	Bienville Claiborne Jackson	Arcadia Homer Jonesboro	H. R. Sledge J. J. Smith Arvel Walsworth
<b>THIRD DISTRICT</b> Fred W. Jones, Jr., Chief Judge	Lincoln Union	Ruston Farmerville	Ruby Nell Cobb Joe A. Brantley
<b>FOURTH DISTRICT</b> Robert T. Farr, Chief Judge Fred Fudickar, Jr. Lemmie O. Hightower William Norris, III John R. Joyce	Morehouse Ouachita	Bastrop Monroe	A. T. Goodnight Bill Downey
<b>FIFTH DISTRICT</b> John C. Morris, Jr., Chief Judge B. I. Berry	Franklin Richland West Carroll	Winnsboro Rayville Oak Grove	Robert Lowe D. B. McKay Marvin N. Oldham
<b>SIXTH DISTRICT</b> Cliff C. Adams, Chief Judge A. Mulhearn Smith	East Carroll Madison Tensas	Lake Providence Tallulah St. Joseph	E. B. Brock J. K. Post, Jr. J. A. Kitchen
<b>SEVENTH DISTRICT</b> Richard P. Boyd, Jr., Chief Judge	Catahoula Concordia	Harrisonburg Vidalia	W. A. Book C. R. Webber, Jr.
<b>EIGHTH DISTRICT</b> Hiram J. Wright, Chief Judge	Winn	Winnfield	J. O. Anders

## DISTRICT COURT ROSTER (Continued)

JUDGES	Parishes within District	Parish Seats	Clerks of Court
<b>NINTH DISTRICT</b>			
Guy E. Humphries, Jr., Chief Judge Jules L. Davidson, Jr. Martin L. Laird, III Robert P. Jackson Jimmy M. Stoker	Rapides	Alexandria	P. M. Dyer, Jr.
<b>TENTH DISTRICT</b>			
Richard B. Williams, Chief Judge W. Peyton Cunningham, Jr.	Natchitoches Red River	Natchitoches Coushatta	I. L. Knotts, Jr. E. V. Womack
<b>ELEVENTH DISTRICT</b>			
Jack E. Burgess, Chief Judge John S. Pickett, Jr.	DeSoto Sabine	Mansfield Many	W. A. Porter, Jr. J. E. Wright
<b>TWELFTH DISTRICT</b>			
Earl H. Edwards, Chief Judge	Avoyelles	Marksville	G. H. Couvillon
<b>THIRTEENTH DISTRICT</b>			
Joseph E. Coreil, Chief Judge	Evangeline	Ville Platte	Walter Lee
<b>FOURTEENTH DISTRICT</b>			
G. William Swift, Jr. Cecil C. Cutrer, Chief Judge Earl E. Veron Henry L. Yelverton Warren E. Hood, Jr. L. E. Hawsey	Calcasieu Cameron	Lake Charles Cameron	A. Hillebrandt Roland U. Primeaux
<b>FIFTEENTH DISTRICT</b>			
Carrol L. Spell, Chief Judge Lucien C. Bertrand, Jr. Douglas J. Nehrbass Allen M. Babineaux G. Bradford Ware Hugh E. Brunson	Acadia Lafayette Vermilion	Crowley Lafayette Abbeville	J. A. Barousse Dan Guillot Irby Hebert
<b>SIXTEENTH DISTRICT</b>			
Edw. A. de la Houssaye, III Robert M. Fleming, Chief Judge Robert E. Johnson C. Thomas Bienvenu	Iberia St. Martin St. Mary	New Iberia St. Martinville Franklin	Orres LeBlanc James A. Theriot B. A. Blakeman
<b>SEVENTEENTH DISTRICT</b>			
Bernard L. Knobloch, Chief Judge Walter I. Lanier, Jr. Wollen J. Falgout P. Davis Martinez (Retired, Assigned)	Lafourche	Thibodaux	A. H. Landry

## DISTRICT COURT ROSTER (Continued)

JUDGES	Parishes within District	Parish Seats	Clerks of Court
<b>EIGHTEENTH DISTRICT</b>			
Daniel P. Kimball Edward N. Engolio Ian W. Claiborne, Chief Judge	W. Baton Rouge Pointe Coupee Iberville	Port Allen New Roads Plaquemines	T. J. LeBlanc I. G. Olinde J. Gerald Dupont
<b>NINETEENTH DISTRICT</b>			
Elmo E. Lear Luther F. Cole, Chief Judge Lewis S. Doherty, III Donovan W. Parker Melvin A. Shortess John S. Covington Daniel W. LeBlanc Eugene W. McGehee Steve Alford Frank Foil Douglas Gonzales John S. Pickett, Sr. (Retired, Assigned)	E. Baton Rouge	Baton Rouge	Mike Cannon
<b>E. B. R. FAMILY COURT</b>			
Thomas B. Pugh, Chief Judge E. Donald Moseley (on assignment from the Nineteenth District)			
<b>TWENTIETH DISTRICT</b>			
Wm. F. Kline, Jr., Chief Judge	E. Feliciana W. Feliciana	Clinton St. Francisville	I. M. Durham R. P. Daniel
<b>TWENTY-FIRST DISTRICT</b>			
William M. Dawkins, Chief Judge Gordon E. Causey Leon Ford, III Burrell J. Carter	Livingston St. Helena Tangipahoa	Livingston Greensburg Amite	Lucius W. Patterson Betty S. Chappelle Alvin Stire
<b>TWENTY-SECOND DISTRICT</b>			
Hillary J. Crain Thomas W. Tanner, Chief Judge Stephen A. Duczer John W. Greene	St. Tammany Washington	Covington Franklinton	Lucy Reid Rausch Dewaine Seal
<b>TWENTY-THIRD DISTRICT</b>			
J. Adolph Menuet, Chief Judge Leon J. LeSueur Penrose St. Amant	Ascension Assumption St. James	Donaldsonville Napoleonville Convent	K. H. Bourque R. J. Marquette Edmond E. Kinler, Jr.
<b>TWENTY-FOURTH DISTRICT</b>			
Fred Bowes Frank V. Zaccaria H. Charles Gaudin, Chief Judge Floyd W. Newlin Gordon L. Bynum Nestor L. Currault, Jr. Louis G. DeSonier, Jr. Thomas C. Wicker, Jr. Wallace C. LeBrun Alvin R. Eason Patrick E. Carr	Jefferson	Gretna	W. M. Justice, Jr.

DISTRICT COURT ROSTER (Continued)

JUDGES	Parishes within District	Parish Seats	Clerks of Court
JEFFERSON PARISH JUVENILE COURT			
Sol Gothard Thomas P. McGee			
TWENTY-FIFTH DISTRICT			
August A. Nobile Richard H. Gauthier Eugene E. Leon, Jr., Chief Judge Preston H. Hufft	Plaquemines St. Bernard	Point-a-la-Hache Chalmette	A. L. Lobrano S. D. Torres
TWENTY-SIXTH DISTRICT			
Enos C. McClendon, Jr., Chief Judge Monty M. Wyche Louis H. Padgett, Jr. Cecil C. Lowe	Bossier Webster	Benton Minden	Wilna Mabry Henry S. Matthews
TWENTY-SEVENTH DISTRICT			
Joseph A. LaHaye, Chief Judge H. Garland Pavy Isom J. Guillory, Jr.	St. Landry	Opelousas	H. Sylvester
TWENTY-EIGHTH DISTRICT			
Edwin R. Hughes, Chief Judge	Caldwell LaSalle	Columbia Jena	A. L. Darden J. D. Nugent
TWENTY-NINTH DISTRICT			
C. William Bradley Ruche J. Marino, Chief Judge Thomas J. Malik	St. Charles St. John	Hahnville Edgard	E. Dufrense, Jr. H. L. Montegut
THIRTIETH DISTRICT			
James C. Terrell, Jr., Chief Judge Leland H. Coltharp, Jr. Ted R. Broyles	Vernon Beauregard	Leesville DeRidder	C. N. Hyde R. B. Nichols
THIRTY-FIRST DISTRICT			
Walter C. Peters, Chief Judge	Jefferson Davis	Jennings	Gay B. Huff
THIRTY-SECOND DISTRICT			
Baron B. Bourg, Chief Judge Cleveland J. Marcel, Sr. Ashby W. Pettigrew, Jr. Wilmore J. Broussard, Jr.	Terrebonne	Houma	I. R. Boudreaux
THIRTY-THIRD DISTRICT			
Edward M. Mouser, Chief Judge	Allen	Oberlin	Robert L. Thomas
THIRTY-FIFTH DISTRICT			
W. T. McCain, Chief Judge	Grant	Colfax	J. ElRay Lemoine

DISTRICT COURT ROSTER (Continued)

ORLEANS PARISH CIVIL DISTRICT COURT

Thomas A. Early, Jr.  
Adrian G. Duplantier  
Richard J. Garvey  
S. Sanford Levy  
Gerald P. Fedoroff  
Henry J. Roberts, Jr.  
Paul P. Garofalo, Chief Judge  
Oliver P. Carriere  
Melvin J. Duran  
George C. Connolly, Jr.  
Charles L. Rivet  
John M. Holahan  
Anthony J. Vesich, Jr.

Clerk: Richard J. Ganuchau

Division
A
B
C
D
E
F
G
H
I
J
Commissioner
Commissioner
Commissioner

ORLEANS PARISH CRIMINAL DISTRICT COURT

Charles R. Ward  
Matthew S. Braniff  
Jerome M. Winsberg  
Frank A. Marullo, Jr.  
Rudolph F. Becker, III  
Oliver P. Schulingkamp  
Frank J. Shea, Jr.  
Bernard J. Bagert, Chief Judge  
Israel M. Augustine, Jr.  
Alvin V. Oser  
Robert F. Collins  
Gerard J. Hansen  
Nils R. Douglas  
Anthony J. Russo, Jr.

Clerk: Edwin A. Lombard

Section
A
B
C
D
E
F
G
H
I
J
Magistrate
Commissioner
Commissioner
Commissioner

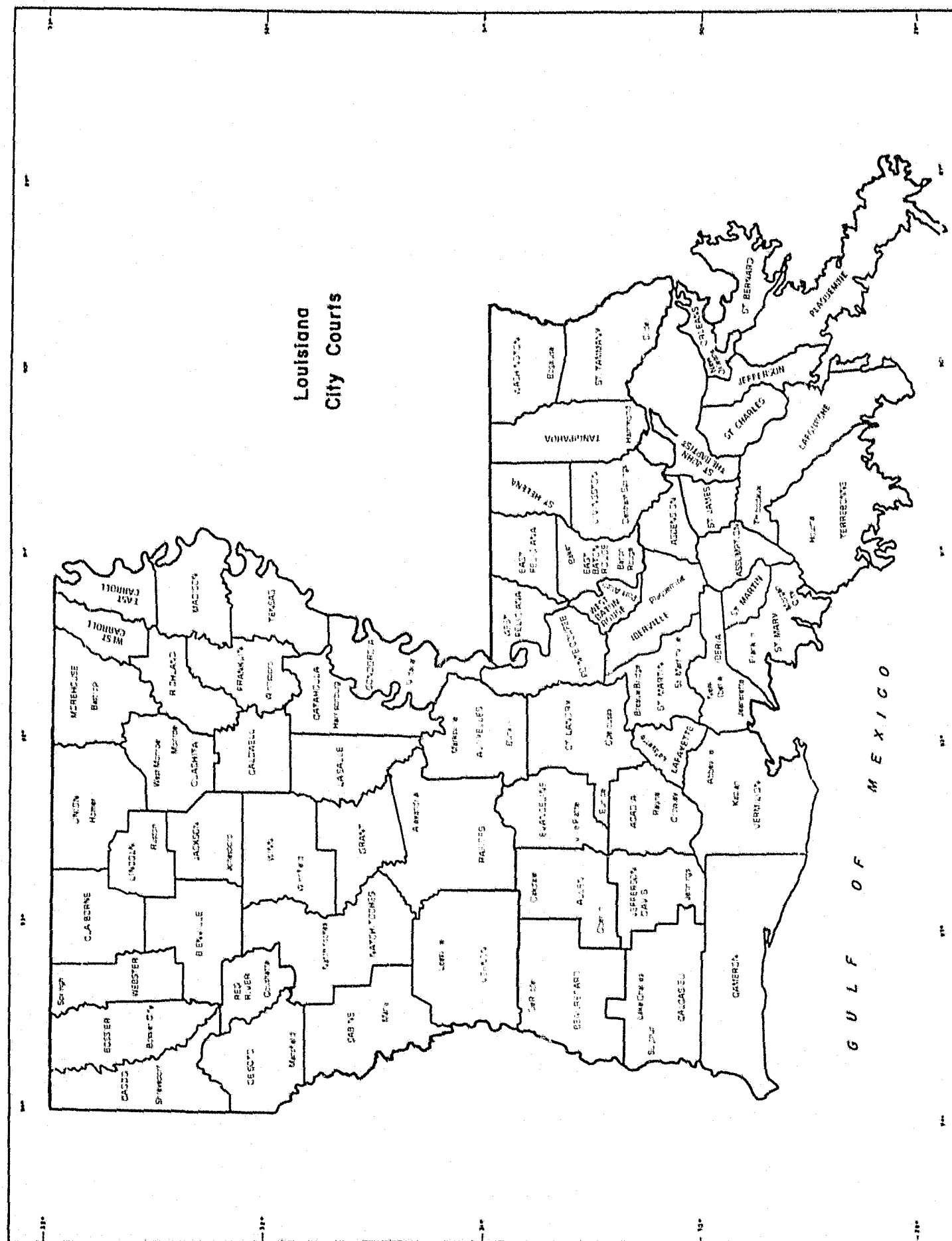
ORLEANS PARISH JUVENILE COURT

Joan M. B. Armstrong  
Leo B. Blessing  
Salvador T. Mule  
Edward G. Gillin

Clerk: Joseph L. Peyton

Section
A
B
C
D

NOTE: With the exception of the Orleans Parish Civil and Criminal District Court and the Orleans Parish Juvenile Court, the Judges in each District are listed according to their seniority within their respective Districts. The Judges of Orleans Parish are listed by their Division and Section Numbers.



THE CITY AND PARISH COURTS OF LOUISIANA

CITIES	PARISHES	JUDGES
Abbeville	Vermilion	Marcus A. Broussard, Jr.
Alexandria	Rapides	George M. Foote
Baker	East Baton Rouge	Prentice L. G. Smith
Bastrop	Morehouse	Woodrow Wilson
Baton Rouge:		
Division A	East Baton Rouge	Carl A. Guidry
Division B		William H. Daniels
Division C		William H. Brown
Bogalusa	Washington	A. J. Jones
Bossier City	Bossier	Billy Ross Robinson
Breaux Bridge	St. Martin	Terry Theriot
Bunkie	Avoyelles	James N. Lee
Crowley	Acadia	Don Aaron, Jr.
Denham Springs	Livingston	Raymond S. Bennett
De Ridder	Beauregard	William E. Hall, Jr.
Eunice	St. Landry	J. Nilas Young
Franklin	St. Mary	Charles R. Prevost
Ascension Parish	Ascension	A. J. Kling, Jr.
Hammond	Tangipahoa	Edward B. Dufreche
Houma	Terrebonne	Robert D. Lottinger
Jeanerette	Iberia	John A. Rogers
Jefferson Parish:		
First Parish Court	Jefferson	Cyril A. Gracianette
Division A		James M. Lockhart
Division B		John J. Molaison
Second Parish Court	Jefferson	William N. Knight
Jennings	Jefferson Davis	O. H. Deshotels, Jr.
Kaplan	Vermilion	Kaliste J. Saloom, Jr.
Lafayette	Lafayette	Murray Anderson
Lake Charles	Calcasieu	Jack L. Simms
Leesville	Vernon	Benjamin C. Bennett, Jr.
Marksville	Avoyelles	Graydon Kitchens, Jr.
Minden	Webster	Elvis C. Stout
Monroe	Ouachita	Robert S. Robertson
Morgan City	St. Mary	

CITY COURTS OF LOUISIANA (Continued)

CITIES	PARISHES	JUDGES
Natchitoches	Natchitoches	Marvin F. Gahagan
New Iberia	Iberia	Ward L. Tilly
New Orleans:		
First City Court	Orleans	Dominic C. Grieshaber
First City Court		Arthur J. O'Keefe, Jr.
First City Court		Marion G. Seeber
Second City Court		Lorain F. Wingerter
Municipal Court		Andrew G. Bucaro
Municipal Court		Joseph R. Bossetta
Municipal Court		Eddie L. Sapir
Municipal Court		James E. Glancey, Jr.
Traffic Court		Lambert J. Hassinger
Traffic Court		Thomas L. Giraud
Traffic Court		Oliver S. Delery
Traffic Court		Louis P. Trent
Oakdale	Allen	John P. Navarre
Opelousas	St. Landry	Kenneth Boagni, Jr.
Pineville	Rapides	Richard E. Lee
Plaquemine	Iberville	Joseph B. Dupont, Sr.
Port Allen	West Baton Rouge	Philip N. Pecquet
Rayne	Acadia	Denald A. Beslin
Ruston	Lincoln	Kenneth W. Campbell
Slidell	St. Tammany	Gus A. Fritchie, Jr.
Shreveport:	Caddo	
Division A		Garner R. Miller
Division B		Nolan Harper
Division C		H. Dan Sawyer
Springhill	Webster	N. J. McConnell
Sulphur	Calcasieu	Ellis W. Thompson
Thibodaux	Lafourche	David M. Richard
Vidalia	Concordia	Patrick A. McDonough, III
Ville Platte	Evangeline	Jack L. Rogers (Assigned)
West Monroe	Ouachita	Charles A. Traylor, II
Winnfield	Winn	Martin S. Sanders, Jr.
Winnsboro	Franklin	E. Rudolph McIntyre
Zachary	East Baton Rouge	Russell Bankston

STATISTICAL SECTION

1976 ANNUAL REPORT  
of the  
JUDICIAL COUNCIL  
of the  
SUPREME COURT OF LOUISIANA

Prepared by:  
  
Mrs. Fay T. Courville  
Dr. Hugh M. Collins  
Mr. James F. Martin, III

Statistical Data for the 1976 court year  
on the following:  
    Supreme Court  
    Courts of Appeal  
    District Courts  
    Family and Juvenile Courts  
    City and Parish Courts

INTRODUCTION

The statistical data presented in this section was compiled from reports submitted by the various courts in Louisiana to the Judicial Administrator's office during the 1976 court year (January 1, 1976 to December 31, 1976). The tables in this section are designed to represent the workload of the various courts of the Louisiana Court System. Several of these tables summarize court activity over a three year period, and each court may discover something about the trends and changes in its workload and performance by selecting from each table the data pertaining to itself.

A comparison of the 1976 statistical data with that of prior years reveals some rather startling increases in the workloads of several of the courts. In the Supreme Court, total filings (including appeals, writs, rehearing applications, and original jurisdiction petitions) were up 8% over last year and 133% since 1970. The number of appeals filed increased 29% over last year and has more than tripled (a 339% increase) since 1970. The number of written opinions handed down by the Supreme Court during 1976 was 513. This represents an increase of 198% since 1970. During 1976 each justice wrote an average of 73 opinions. This is an increase of 48 opinions per justice since 1970. In addition 61 per curiam affirmances of criminal convictions were rendered without written opinions.

Appeals filed in the four Courts of Appeal increased 7% over 1975 and 54% since 1970. This increase is reflected in the pending caseload of the circuit courts. On December 31, 1975, there were 726 cases pending. On December 31, 1976, there were 918 cases pending. This is an increase of 26%. The number of judgments rendered by Courts of Appeal in 1976 increased 8% over 1975 and by 35% since 1970.

The tables presented for the district courts are quite different from recent years. A new reporting system was begun on January 1, 1976, which ultimately will provide very useful information about case processing in these courts. However, the first year of reporting under a new system does not lend itself to valid comparison with other systems. Because of this, the district court tables are very general in nature, depicting what happened in the state as whole.

It should be noted that the figures in Table III-A are *not* considered complete. This is particularly true because of the different dates during the year that individual courts began reporting. It should also be understood that in Caddo, East Baton Rouge, Jefferson and Orleans parishes, the figures for separate juvenile or family courts and the district courts have been combined for convenience of printing.

SUPREME COURT OF LOUISIANA  
STATISTICAL DATA — 1974 through 1976

	1974	1975	1976
APPEALS:			
Appeals Filed	235	358	461
Appeals Dismissed	10	11	13
Opinions Rendered on Appeals	240	354	331**
WRITS:			
Writ Applications Filed	1,014	1,240	1,278
Writs Granted (Total)	204	280	248
—To Be Argued	—*	151	148
—With Orders	—*	129	100
Writ Applications Dismissed	2	10	5
Writ Applications Not Considered	23	23	37
Writs Denied	774	873	946
Opinions Rendered on Writs Granted	152	146	145
REHEARINGS:			
Rehearings Applied For	175	229	212
Rehearings Granted	16	28	14
Rehearings Denied	148	190	208
Opinions Rendered on Rehearings	9	7	28
OTHER:			
Original Jurisdiction Petitions Filed	9	8	22
Opinions Rendered on Original Jurisdiction Petitions	3	7	8

\*Breakdown not kept in 1974  
\*\*61 of the opinions rendered were per curiam affirmances without written opinions

TABLE I-A

SUPREME COURT OF LOUISIANA  
TEN YEAR RECAP OF FILINGS

26

	<u>APPEALS FILED</u>	<u>WRITS FILED</u>	<u>REHEARING APPLICATIONS FILED</u>	<u>ORIGINAL JURISDICTION PETITIONS FILED</u>	<u>TOTAL FILINGS</u>	<u>FILINGS* PER JUSTICE*</u>
1967	71	443	49	1	564	81
1968	74	455	66	3	598	85
1969	74	523	64	4	665	95
1970	105	646	92	4	847	121
1971	151	699	96	13	959	137
1972	214	822	123	8	1,167	167
1973	204	873	139	6	1,222	175
1974	235	1,014	175	9	1,433	205
1975	358	1,240	229	8	1,835	262
1976	461	1,278	212	22	1,973	282

\*Figures rounded to nearest whole number

TABLE I-B

SUPREME COURT OF LOUISIANA  
TEN YEAR RECAP OF OPINIONS RENDERED

27

OPINIONS RENDERED ON:						
<u>APPEALS</u>	<u>WRITS</u>	<u>REHEARING APPLICATIONS</u>	<u>ORIGINAL JURISDICTION PETITIONS</u>	<u>TOTAL OPINIONS RENDERED</u>	<u>OPINIONS RENDERED PER JUSTICE*</u>	
1967	55	55	2	2	114	16
1968	55	65	4	2	126	18
1969	79	56	4	2	141	20
1970	76	88	7	1	172	25
1971	99	79	4	3	185	26
1972	191	91	6	3	291	42
1973	229	106	8	4	347	50
1974	240	152	9	3	404	58
1975	354	146	7	7	514	73
1976	331	145	28	8	512	73

\*Figures rounded to nearest whole number

TABLE I-C

LOUISIANA COURTS OF APPEAL – STATISTICAL DATA BY CIRCUITS

For the Period January 1, 1976 through December 31, 1976

28

	<u>First</u>	<u>Second</u>	<u>Third</u>	<u>Fourth</u>	<u>Total</u>
Appeals Filed	429	328	484	706	1,947
Writs Filed	48	25	47	122	242
Judgments Rendered	458	282	397	490	1,627
Writs Refused	32	22	41	83	178
Writs Granted	7	3	5	36	51
Cases Dismissed	35	12	37	91	175
Rehearings Acted Upon	233	147	245	271	896
Cases Pending:					
Argued but not decided	52	26	11	95	184
To be argued	120	89	148	377	734

TABLE II-A

29

LOUISIANA COURT OF APPEAL – STATISTICAL DATA BY CIRCUITS

1974 through 1976

	<u>Appeals Filed</u>	<u>Writs Filed</u>	<u>Judgments Rendered</u>	<u>Writs Refused</u>	<u>Writs Granted</u>	<u>Cases Dismissed</u>	<u>Rehearings Acted Upon</u>
<u>FIRST CIRCUIT</u>							
1974	388	40	391	29	3	54	174
1975	464	49	362	38	6	37	202
1976	429	48	458	32	7	35	233
<u>SECOND CIRCUIT</u>							
1974	252	23	189	15	8	20	80
1975	282	31	263	27	4	13	80
1976	328	25	282	22	3	12	147
<u>THIRD CIRCUIT</u>							
1974	339	28	344	23	3	13	194
1975	434	25	423	21	1	21	213
1976	484	47	397	41	5	37	245
<u>FOURTH CIRCUIT</u>							
1974	428	81	534	48	18	48	237
1975	632	103	457	57	38	65	247
1976	706	122	490	83	36	91	271
<u>TOTALS: ALL CIRCUITS</u>							
1974	1,407	172	1,458	115	32	135	685
1975	1,812	208	1,505	143	49	136	742
1976	1,947	242	1,627	178	51	175	896

TABLE II-B



LOUISIANA COURTS OF APPEAL  
TEN YEAR RECAP

	Appeals Filed	Writs Filed	Judgments Rendered	Rehearings Acted Upon
1967	1,226	110	1,138	563
1968	1,312	118	1,162	591
1969	1,282	124	1,147	591
1970	1,262	154	1,204	584
1971	1,318	137	1,143	581
1972	1,573	140	1,367	680
1973	1,429	160	1,374	710
1974	1,407	172	1,458	685
1975	1,812	208	1,505	742
1976	1,947	242	1,627	896

TABLE II-C

LOUISIANA COURTS OF APPEAL  
STATISTICAL DATA PRESENTED ON A PER JUDGE BASIS  
January 1, 1976 through December 31, 1976

Circuits	Writs Filed	Rehearings Acted Upon	Judgments Rendered	PENDING CASES	
				Argued	To be Argued
First	5	26	51	6	13
Second	5	29	56	5	18
Third	8	41	66	2	25
Fourth	14	30	54	11	42
Statewide Average	8	31	56	6	25

TABLE II-D

NUMBER OF WRITS FILED, REHEARINGS ACTED UPON AND JUDGMENTS RENDERED  
PER JUDGE IN THE COURTS OF APPEAL OVER THREE YEAR PERIOD, 1974 – 1976

Circuits	Writs Filed			Rehearings Acted Upon			Judgments Rendered		
	1974	1975	1976	1974	1975	1976	1974	1975	1976
First	4	5	5	19	22	26	43	40	51
Second	5	6	5	16	16	29	38	53	56
Third	5	4	8	32	36	41	57	71	66
Fourth	8	11	14	24	27	30	53	51	54
Statewide Average	6	7	8	23	26	31	49	52	56

(All figures rounded to the nearest whole number)

TABLE II-E

DISTRICT COURTS – STATE OF LOUISIANA  
NUMBER OF CASES FILED BY CASE TYPE

DISTRICT/PARISH:	First Caddo	Second Bienville	Second Claiborne	Second Jackson	Third Lincoln	Third Union	Fourth Morehouse	Fourth Ouachita
Domestic	1,558 <sup>1</sup>	109	79	12	175	60	232	1,337
Contract	1,708	284	133	31	246	203	366	988
Tort-Auto	369	21	12	2	36	27	52	138
Tort-Other	389	5	10	2	19	8	38	117
Succession	895	54	78	15	84	52	175	335
Workman's Comp.	97	21	16	2	24	12	16	150
Property Rights	96	19	19	1	6	11	17	37
Appeal	0	2	0	0	0	0	3	4
Other	1,207	13	33	0	82	5	76	372
All Civil	6,319	528	380	65	672	378	975	3,478
Homicide	45	8	5	0	7	1	3	14
Assault & Battery	37	9	1	0	0	0	3	10
Rape	17	0	0	0	5	0	1	7
Burglary	193	16	11	0	32	8	25	105
Robbery & Extortion	50	0	0	0	0	0	1	28
Theft	201	51	17	0	0	2	26	79
Driving	4	0	3	0	0	0	7	10
Drugs	144	0	1	0	1	9	12	63
Other Felony	86	7	0	0	3	0	11	73
All Felony	777	91	38	0	48	20	89	389
Assault & Battery	103	0	16	0	24	16	40	109
Theft	97	1	10	0	59	64	24	174
Non-Support	344 <sup>1</sup>	7	29	0	0	0	25	47
Driving	447	90	67	0	85	76	59	440
Drugs	250	29	4	0	46	3	24	0
Other Misdemeanors	288	184	149	0	65	56	92	755
All Misdemeanors	1,529	311	275	0	279	215	264	1,647
Delinquency	733	15	13	0	6	0	28	79
Child in Need	118	1	0	0	8	0	0	1
Other	1	1	0	0	58	0	0	8
All Juvenile	852	17	13	0	72	0	28	88

<sup>1</sup> Many of these cases are heard by the Juvenile Court

TABLE III-A

District Courts – Number of cases filed by case type (continued)

DISTRICT/PARISH:	Fifth Franklin	Fifth Richland	Fifth West Carroll	Sixth East Carroll	Sixth Madison	Sixth Tensas	Seventh Catahoula	Seventh Concordia
Domestic	179	49	59	53	96	41	46	178
Contract	241	104	179	145	100	28	128	299
Tort-Auto	27	5	6	10	20	11	15	44
Tort-Other	16	1	5	4	5	11	13	18
Succession	94	1	59	31	0	45	0	63
Workman's Comp.	20	9	8	7	3	4	11	28
Property Rights	15	5	1	6	3	3	6	13
Appeal	0	2	0	0	0	1	0	0
Other	46	7	22	21	13	46	17	57
All Civil	638	556 <sup>2</sup>	339	277	240	190	236	700
Homicide	10	0	3	3	0	1	0	6
Assault & Battery	3	1	0	10	7	3	0	5
Rape	1	0	0	2	0	1	0	1
Burglary	11	22	7	21	5	6	0	16
Robbery & Extortion	0	2	1	2	0	0	0	4
Theft	29	3	5	30	8	14	0	8
Driving	2	0	2	1	2	1	0	3
Drugs	0	4	6	4	0	11	0	0
Other Felony	16	0	3	11	4	4	0	5
All Felony	72	144 <sup>2</sup>	27	90	26	41	0	48
Assault & Battery	11	12	5	16	16	18	0	4
Theft	115	70	71	31	9	42	0	4
Non-Support	37	0	0	0	0	0	0	0
Driving	165	36	87	35	26	45	0	204
Drugs	16	3	9	21	0	2	0	10
Other Misdemeanors	34	54	37	53	14	50	0	28
All Misdemeanors	378	432 <sup>2</sup>	209	150	65	157	0	250
Delinquency	23	154 <sup>2</sup>	4	45	1	4	0	0
Child in Need	12	0	0	4	2	0	0	0
Other	0	0	1	4	1	12	0	0
All Juvenile	40	154 <sup>2</sup>	5	53	4	16	0	0

<sup>2</sup> Totals were adjusted using data supplied by the court.

TABLE III-A

District Courts — Number of cases filed by case type (continued)

DISTRICT/PARISH:	Eighth Grant	Eighth Winn	Ninth Rapides	Tenth Natchitoches	Tenth Red River	Eleventh DeSoto	Eleventh Sabine	Twelfth Avoyelles
Domestic	91	144	1,387	302	11	143	109	267
Contract	165	373	1,154	526	13	251	119	420
Tort-Auto	23	20	315	112	1	35	27	4
Tort-Other	19	3	144	38	1	15	10	32
Succession	61	62	510	105	0	120	69	141
Workman's Comp.	11	32	315	73	2	22	38	53
Property Rights	18	8	170	46	1	19	20	12
Appeal	0	0	2	10	0	0	0	0
Other	22	65	477	51	1	19	104	59
All Civil	410	707	4,474	1,263	30	624	496	988
Homicide	2	4	24	5	0	2	13	5
Assault & Battery	7	4	29	3	0	0	3	10
Rape	3	2	4	0	0	1	1	0
Burglary	26	3	191	29	0	24	28	33
Robbery & Extortion	1	3	32	7	0	5	0	1
Theft	6	41	161	45	11	25	29	33
Driving	1	0	48	0	0	0	2	1
Drugs	3	22	102	53	0	1	10	5
Other Felony	3	8	90	5	0	9	15	5
All Felony	52	87	681	147	11	67	101	93
Assault & Battery	12	15	102	27	6	11	6	35
Theft	13	23	303	45	1	156	15	83
Non-Support	8	4	90	21	0	65	36	53
Driving	52	41	692	129	4	99	51	148
Drugs	9	3	128	4	0	10	15	12
Other Misdemeanors	25	36	1,075	139	11	78	136	289
All Misdemeanors	119	122	2,390	365	22	419	259	620
Delinquency	28	11	113	26	0	8	4	11
Child in Need	3	0	5	0	0	0	0	0
Other	0	0	227	0	0	0	0	2
All Juvenile	31	11	345	26	0	8	4	13

TABLE III-A

District Courts — Number of cases filed by case type (continued)

DISTRICT/PARISH:	Thirteenth Evangeline	Fourteenth Calcasieu	Fourteenth Cameron	Fifteenth Acadia	Fifteenth Lafayette	Fifteenth Vermilion	Sixteenth Iberia	Sixteenth St. Martin
Domestic	254	1,815	95	347	1,082	275	438	152
Contract	414	1,400	11	407	1,066	353	589	191
Tort-Auto	65	404	20	8	304	75	117	39
Tort-Other	35	243	19	159	215	88	69	11
Succession	1	452	31	196	325	205	0	87
Workman's Comp.	44	265	9	162	208	39	69	24
Property Rights	7	110	6	8	14	15	20	0
Appeal	1	11	0	0	3	0	0	0
Other	40	391	165	197	485	156	24	264
All Civil	861	5,091	356	1,667 <sup>2</sup>	4,578 <sup>2</sup>	1,419 <sup>2</sup>	1,326	768
Homicide	3	31	3	6	24	4	7	3
Assault & Battery	2	45	0	8	31	8	2	5
Rape	2	1	0	4	7	0	0	1
Burglary	9	211	8	36	114	47	20	2
Robbery & Extortion	10	44	0	9	19	4	7	5
Theft	10	708	12	66	102	44	21	9
Driving	0	4	0	0	66	6	3	1
Drugs	9	158	1	15	73	14	4	9
Other Felony	4	170	3	10	53	14	11	7
All Felony	49	1,372	27	154	489	141	75	42
Assault & Battery	0	282	13	66	38	18	33	48
Theft	0	3,058	18	96	29	113	80	9
Non-Support	0	80	0	6	0	31	50	4
Driving	37	783	54	81	351	53	82	66
Drugs	0	236	11	17	124	16	0	17
Other Misdemeanors	4	724	109	66	66	50	172	111
All Misdemeanors	41	5,163	205	332	608	281	417	255
Delinquency	2	77	3	5	97	25	17	23
Child in Need	1	19	0	0	9	25	2	2
Other	0	9	0	2	9	16	0	13
All Juvenile	3	105	3	7	115	66	19	38

2 Totals were adjusted using data supplied by the court.

TABLE III-A

District Courts – Number of cases filed by case type (continued)

DISTRICT/PARISH:	Sixteenth *St. Mary	Seventeenth Lafourche	Eighteenth W. Baton Rouge	Eighteenth Pointe Coupee	Eighteenth Iberville	Nineteenth E. Baton Rouge	Twentieth E. Feliciana	Twentieth W. Feliciana
Domestic	0	394	117	111	208	4,415 <sup>3</sup>	94	46
Contract	0	459	276	191	431	5,696	252	100
Tort-Auto	0	146	66	53	87	1,291	12	19
Tort-Other	0	104	29	21	29	905	2	20
Succession	0	4	66	49	127	1,066	53	12
Workman's Comp.	0	57	11	15	31	618	11	13
Property Rights	0	25	12	6	10	250	12	2
Appeal	0	0	1	0	0	9	0	0
Other	0	189	59	25	81	1,601	63	24
All Civil	0	1,907 <sup>2</sup>	637	471	1,004	15,851	499	236
Homicide	0	3	4	0	4	39	5	8
Assault & Battery	0	14	11	0	10	47	22	25
Rape	0	1	0	0	0	17	1	4
Burglary	0	33	25	0	38	178	39	3
Robbery & Extortion	0	10	3	0	7	73	1	12
Theft	0	65	17	0	51	285	35	5
Driving	0	1	0	0	1	2	2	4
Drugs	0	10	7	0	30	138	3	13
Other Felony	0	13	11	0	28	92	12	55
All Felony	0	370 <sup>2</sup>	78	0	169	871	120	129
Assault & Battery	0	114	23	0	58	508	20	24
Theft	0	92	13	0	62	625	5	14
Non-Support	0	120	5	0	20	973 <sup>3</sup>	8	8
Driving	0	231	100	0	170	1,234	35	53
Drugs	0	56	3	0	67	369	4	2
Other Misdemeanors	0	210	78	0	70	518	58	83
All Misdemeanors	0	823	222	0	447	4,327	130	184
Delinquency	0	54	0	0	23	957	3	0
Child in Need	0	10	0	0	5	278	0	0
Other	0	27	0	0	5	3,165	0	0
All Juvenile	0	505 <sup>2</sup>	0	0	33	4,400	3	0

\* Clerk failed to submit data.  
2 Totals were adjusted using data supplied by the court.  
3 Most of these cases are heard by the Family Court.

TABLE III-A

District Courts – Number of cases filed by case type (continued)

DISTRICT/PARISH:	Twenty- First Livingston	Twenty- First St. Helena	Twenty- First Tangipahoa	Twenty- Second St. Tammany	Twenty- Second Washington	Twenty- Third *Ascension	Twenty- Third *Assumption	Twenty- Third St. James
Domestic	382	16	528	717	332	0	0	32
Contract	415	14	268	1,188	791	0	0	60
Tort-Auto	81	3	156	261	75	0	0	26
Tort-Other	67	0	130	105	36	0	0	22
Succession	122	14	339	322	184	0	0	55
Workman's Comp.	55	7	82	88	59	0	0	12
Property Rights	54	1	11	220	25	0	0	5
Appeal	1	0	2	0	0	0	0	0
Other	129	68	858	238	37	0	0	19
All Civil	1,306	123	2,374	3,139	1,539	0	0	231
Homicide	1	0	24	43	12	0	0	0
Assault & Battery	6	0	32	18	5	0	0	2
Rape	1	0	4	11	7	0	0	0
Burglary	52	0	147	115	64	0	0	1
Robbery & Extortion	2	0	9	44	12	0	0	0
Theft	51	6	238	84	51	0	0	2
Driving	1	0	1	4	0	0	0	1
Drugs	4	5	90	38	10	0	0	0
Other Felony	8	2	43	72	33	0	0	0
All Felony	126	13	588	439	194	0	0	6
Assault & Battery	137	4	64	103	46	0	0	65
Theft	63	1	84	99	26	0	0	13
Non-Support	19	2	0	44	0	0	0	13
Driving	77	11	185	749	74	0	0	52
Drugs	10	2	49	60	36	0	0	1
Other Misdemeanors	159	9	119	237	153	0	0	110
All Misdemeanors	465	29	501	1,292	335	0	0	254
Delinquency	16	3	36	102	0	0	0	0
Child in Need	3	0	5	1	0	0	0	0
Other	10	0	0	0	0	0	0	0
All Juvenile	29	3	41	103	0	0	0	0

\* Clerk Failed to submit data.

TABLE III-A

District Courts — Number of cases filed by case type (continued)

DISTRICT/PARISH:	Twenty-Fourth Jefferson	Twenty-Fifth *Plaquemines	Twenty-Fifth St. Bernard	Twenty-Sixth Bossier	Twenty-Sixth Webster	Twenty-Seventh St. Landry	Twenty-Eighth Caldwell	Twenty-Eighth LaSalle
Domestic	3,248 <sup>4</sup>	0	537	758	157	200	70	96
Contract	71	0	501	606	242	242	84	160
Tort-Auto	1,646	0	282	113	30	83	16	41
Tort-Other	934	0	126	94	16	53	7	16
Succession	967	0	125	218	114	83	31	30
Workman's Comp.	459	0	82	65	51	45	27	46
Property Rights	6	0	59	26	6	13	3	9
Appeal	2	0	0	3	0	0	0	0
Other	3,914	0	149	347	85	418	20	13
All Civil	11,247	0	1,861	2,230	701	1,137	258	411
Homicide	40	0	9	5	0	18	2	2
Assault & Battery	110	0	29	17	0	32	0	1
Rape	13	0	1	4	0	1	3	0
Burglary	304	0	56	116	0	48	5	11
Robbery & Extortion	103	0	26	17	0	9	0	2
Theft	504	0	34	77	0	59	10	9
Driving	0	0	1	10	0	0	4	3
Drugs	434	0	88	62	0	23	0	0
Other Felony	176	0	41	33	0	32	1	10
All Felony	1,684	0	285	341	0	222	25	38
Assault & Battery	117	0	228	37	0	51	20	9
Theft	311	0	173	32	0	31	61	71
Non-Support	0 <sup>1</sup>	0	64	0	3	0	1	2
Driving	0	0	1,039	41	0	0	54	113
Drugs	462	0	84	62	0	13	17	11
Other Misdemeanors	219	0	417	268	0	170	83	62
All Misdemeanors	1,109	0	2,005	440	3	265	236	268
Delinquency	282	0	0	0	0	8	23	36
Child in Need	75	0	0	6	0	2	3	0
Other	4	0	0	0	0	0	4	1
All Juvenile	361	0	0	6	0	10	30	37

\* Clerk failed to submit data.  
4 Many of these cases are heard in the Juvenile Court.

TABLE III-A

District Courts — Number of cases filed by case type (continued)

DISTRICT/PARISH:	Twenty-Ninth St. Charles	Twenty-Ninth St. John	Thirtieth Vernon	Thirtieth Beauregard	Thirty-First Jefferson Davis	Thirty-Second *Terrebonne	Thirty-Third Allen	Orleans
Domestic	174	128	369	170	190	0	183	1,758 <sup>4</sup>
Contract	330	72	343	317	203	0	209	623
Tort-Auto	123	113	90	19	45	0	0	1,375
Tort-Other	95	106	23	31	19	0	1	527
Succession	0	56	119	113	119	0	0	708
Workman's Comp.	62	39	32	32	36	0	31	447
Property Rights	13	9	20	15	13	0	19	53
Appeal	0	0	0	0	0	0	1	7
Other	232	219	43	49	82	0	90	1,970
All Civil	1,029	742	1,039	746	979 <sup>2</sup>	0	674 <sup>2</sup>	7,468
Homicide	16	1	3	5	1	0	6	142
Assault & Battery	32	0	0	7	10	0	11	98
Rape	9	0	3	2	1	0	2	58
Burglary	65	0	8	39	46	0	55	571
Robbery & Extortion	40	0	5	2	6	0	3	315
Theft	39	0	4	46	25	0	64	659
Driving	0	0	1	0	0	0	1	0
Drugs	38	0	15	10	14	0	6	475
Other Felony	79	0	13	14	12	0	9	428
All Felony	318	1	83 <sup>2</sup>	125	115	0	157	2,746
Assault & Battery	0	43	8	19	23	0	18	348
Theft	0	15	3	139	44	0	42	479
Non-Support	0	9	6	19	14	0	0	2,010 <sup>1</sup>
Driving	0	102	136	90	74	0	43	1
Drugs	0	5	22	12	26	0	4	1,153
Other Misdemeanors	0	78	84	196	37	0	33	1,484
All Misdemeanors	0	252	598 <sup>2</sup>	475	218	0	140	4,779
Delinquency	0	3	11	4	31	0	8	2,346
Child in Need	108	0	10	2	10	0	1	123
Other	34	0	5	0	13	0	9	30
All Juvenile	142	3	26	6	97 <sup>2</sup>	0	36 <sup>2</sup>	2,399

\* Clerk failed to submit data.  
2 Totals were adjusted using data supplied by the court.  
4 Many of these cases are heard by the Juvenile Court.

TABLE III-A

DISTRICT COURTS – STATE OF LOUISIANA  
CIVIL CASE DISPOSITIONS (%) BY CASE TYPE

	Exceptions	Dismissals	Settlement	Defaults	Summary Judgments	Judgments on Pleadings	Trials	Other	Total*
ALL CIVIL	2	15	9	42	0	4	10	17	100
Domestic	1	7	3	56	0	4	21	9	100
Contract	1	24	4	61	1	2	4	4	100
Tort-Auto	1	51	24	12	0	2	9	1	100
Tort-Other	1	42	34	8	2	1	9	2	100
Succession	4	0	5	2	1	13	0	75	100
Workman's Comp.	1	5	64	1	0	5	3	21	100
Property Rights	3	27	9	18	1	6	31	5	100
Appeal	33	13	13	0	0	7	20	13	100

\*Numbers may not total to 100 because of rounding.

TABLE III-B

TYPICAL (MEDIAN) NUMBER OF DAYS FROM FILING TO DISPOSITION

	-----CASES SET FOR TRIAL-----			Cases Disposed Without Being Set	Total For All Cases
	Ultimately Tried	Disposed Without Trial	Total		
ALL CIVIL	52	85	58	37	40
Domestic	44	89	49	40	42
Contract	58	87	64	53	54
Tort-Auto	263	272	271	113	145
Tort-Other	264	273	271	88	135
Succession	23	18	19	17	17
Workman's Comp.	192	93	135	17	18
Property Rights	113	272	135	47	58
Appeal	48	60	49	48	48

TABLE III-C

DISTRICT COURTS – STATE OF LOUISIANA  
CRIMINAL DISPOSITIONS (%) BY OFFENSE CHARGED

	No! Pros	Dismissal	Guilty Plea	Trials	Other	Total*
ALL FELONIES	23	6	59	9	2	100
Homicide	20	9	46	18	7	100
Assault & Battery	30	8	45	13	3	100
Rape	33	2	35	23	8	100
Burglary	19	5	68	6	2	100
Robbery & Extortion	14	5	64	16	1	100
Theft	25	5	61	6	2	100
Driving	4	0	91	2	4	100
Drugs	29	8	52	9	2	100
ALL MISDEMEANORS	12	7	61	12	8	100
Assault & Battery	33	5	45	12	5	100
Theft	18	4	68	5	4	100
Non-Support	8	28	11	49	4	100
Driving	4	3	82	3	7	100
Drugs	4	4	66	11	4	100

\*Numbers may not total to 100 because of rounding.

TABLE III-D

DISTRICT COURTS – STATE OF LOUISIANA

TYPICAL (MEDIAN) NUMBER OF DAYS FROM FILING TO DISPOSITION BY OFFENSE CHARGED

	CASES SET FOR TRIAL			Cases Disposed Without Being Set	Total For All Cases
	Ultimately Tried	Disposed Without Trial	Total		
ALL FELONIES	114	97	99	66	84
Homicide	124	103	115	132	124
Assault & Battery	98	103	104	95	103
Rape	250	102	110	273	195
Burglary	115	84	87	56	74
Robbery & Extortion	111	92	97	86	94
Theft	98	94	94	57	74
Driving	285	112	114	87	95
Drugs	129	123	124	97	114
ALL MISDEMEANORS	65	53	55	20	26
Assault & Battery	78	55	57	26	42
Theft	78	57	60	21	27
Non-Support	58	29	52	83	57
Driving	88	55	58	18	21
Drugs	82	56	57	24	40

TABLE III-E

DISTRICT COURTS – STATE OF LOUISIANA  
TYPE OF CRIMINAL SENTENCE (%) BY OFFENSE CHARGED

	State Confinement	Local Confinement	State Probation	Local Probation	Fined	Other	Total*
ALL FELONIES	29	19	24	10	8	9	100
Homicide	58	14	17	2	4	4	100
Assault & Battery	17	24	17	8	16	17	100
Rape	60	10	13	3	0	13	100
Burglary	37	18	30	8	2	5	100
Robbery & Extortion	60	15	13	5	2	5	100
Theft	15	26	23	15	10	11	100
Driving	2	26	13	2	43	15	100
Drugs	23	15	33	11	11	7	100
ALL MISDEMEANORS	0	9	5	3	63	20	100
Assault & Battery	0	20	2	7	48	22	100
Theft	0	24	8	7	44	17	100
Criminal Neglect	0	1	17	1	11	69	100
Driving	0	3	1	1	89	6	100
Drugs	0	13	13	7	44	23	100

TABLE III-F

JUVENILE DISPOSITIONS (%) BY CASE TYPE

	Withdrawn	Dismissed	Adjudicate	Other	Total*
ALL JUVENILE	1	29	64	7	100
Delinquency	1	32	62	5	100
Child in Need	0	13	77	10	100

TABLE III-G

TYPE OF JUVENILE REFERRAL (%) BY CASE TYPE

	State Confinement	Local Confinement	State Probation	Local Probation	Community Resource	Other	Total*
ALL JUVENILE	17	1	11	43	5	23	100
Delinquency	19	1	12	45	4	19	100
Child in Need	8	3	4	47	14	24	100

TABLE III-H

\*Numbers may not total to 100 because of rounding.

LOUISIANA CITY AND PARISH COURTS

Number of Cases Processed — January 1, 1976 through December 31, 1976

CITY	CIVIL		CRIMINAL		TRAFFIC		JUVENILE		TOTAL CASES	
	Filed	Term	Filed	Term	Filed	Term	Filed	Term	Filed	Term
Abbeville	193	193	406	405	1,661	1,659	144	144	2,404	2,401
Alexandria	1,381	774	2,692	2,113	4,411	4,083	1,128	1,125	9,612	8,095
Baker	217	157	635	566	959	898	73	71	1,884	1,692
Bastrop	661	635	850	859	1,459	1,426	140	174	3,110	3,094
Baton Rouge	3,315	2,292	9,858	3,182	46,482	49,529	2,139	0	61,794	55,003
Bogalusa	584	475	1,080	1,061	1,185	1,173	297	263	3,146	2,972
Bossier City	1,059	372	1,543	1,542	6,107	5,887	434	432	9,143	8,233
Breaux Bridge	149	127	303	326	2,769	2,766	85	100	3,306	3,319
Bunkie	83	83	895	895	629	629	193	118	1,800	1,725
Crowley	224	182	880	722	2,160	1,942	206	206	3,470	3,052
Denham Springs	293	255	586	720	2,872	2,963	279	251	4,030	4,189
DeRidder	22	19	207	208	1,303	1,303	166	177	1,698	1,707
Eunice	341	312	719	703	2,583	2,581	166	161	3,809	3,757
Franklin	10	5	287	283	445	436	94	102	836	826
Hammond	527	152	1,472	1,148	4,575	4,356	449	297	7,023	5,953
Houma	134	127	1,945	1,305	2,976	2,863	87	88	5,142	4,383
Jeanerette	147	161	322	322	697	591	66	67	1,232	1,141
Jefferson Parish										
1st Parish Court	3,268	2,598	3,316	5,239	31,634	38,061	0	0	38,218	45,898
2nd Parish Court	2,195	1,624	2,088	2,081	13,278	13,200	0	0	17,561	16,905
Jennings	45	34	107	101	945	920	92	92	1,189	1,147
Kaplan	67	76	245	269	876	859	57	62	1,245	1,266
Lafayette	991	969	2,230	2,169	14,839	14,653	1,148	1,155	19,208	18,946
Lake Charles	1,634	986	2,264	1,047	20,070	15,954	467	467	24,435	18,454
Leesville	195	148	1,351	1,324	1,672	1,492	112	111	3,330	3,075
Marksville	103	93	215	215	232	232	28	28	578	568
Minden	626	630	245	243	742	746	65	65	1,678	1,684

TABLE V-A

Page 2 — Number of Cases Processed — January 1, 1976 through December 31, 1976

CITY	CIVIL		CRIMINAL		TRAFFIC		JUVENILE		TOTAL CASES	
	Filed	Term	Filed	Term	Filed	Term	Filed	Term	Filed	Term
Monroe	2,595	1,872	8,945	5,148	11,033	8,349	914	627	23,487	15,996
Morgan City	58	26	1,284	1,242	1,902	1,810	200	187	3,444	3,265
Natchitoches	302	135	1,790	979	1,858	1,219	57	65	4,007	2,398
New Iberia	887	945	1,892	1,962	4,420	4,444	396	412	7,595	7,763
New Orleans										
1st City Court	26,171	11,684	0	0	0	0	0	0	26,171	11,684
2nd City Court	2,854	1,134	0	0	0	0	0	0	2,854	1,134
Municipal	0	0	46,972	41,561	0	0	0	0	46,972	41,561
Traffic	0	0	0	0	146,875	98,802	0	0	146,875	98,802
*Oakdale	0	0	0	0	0	0	0	0	0	0
Opelousas	492	154	1,882	909	5,023	3,790	264	182	7,661	5,035
Pineville	338	338	280	280	1,021	1,021	205	205	1,844	1,844
*Plaquemine	0	0	0	0	0	0	0	0	0	0
Port Allen	8	8	185	160	708	757	93	83	994	1,008
Rayne	134	96	435	392	642	688	94	110	1,305	1,286
Ruston	453	112	1,176	1,155	511	501	71	71	2,211	1,839
Shreveport	4,239	3,322	5,929	5,998	26,499	25,730	0	0	36,667	35,050
Slidell	175	59	928	779	3,727	3,221	247	245	5,077	4,304
Springhill	360	360	395	395	645	644	102	102	1,502	1,501
Sulphur	404	223	478	370	1,520	1,383	333	331	2,735	2,307
Thibodaux	93	66	919	977	1,668	2,009	94	60	2,774	3,112
Vidalia	0	0	236	200	491	446	84	70	811	716
Ville Platte	251	205	669	543	741	691	303	303	1,964	1,742
West Monroe	1,065	704	520	436	3,245	3,057	326	327	5,156	4,524
Winnfield	25	21	272	246	423	391	78	19	798	677
Winnsboro	98	80	169	155	224	222	1	1	492	458
Zachary	71	58	61	57	307	299	37	39	476	453
STATE TOTAL	59,527	35,081	112,158	92,992	381,044	330,676	12,014	9,195	564,753	467,944

\*No statistical data submitted for 1976

TABLE V-A



## LOUISIANA CITY AND PARISH COURTS

Number of Criminal Cases Processed — January 1, 1976 through December 31, 1976

CITY	State Misdemeanors		Ordinance Violations	
	Filed	Term	Filed	Term
Abbeville	40	40	366	365
Alexandria	547	425	2,145	1,688
Baker	632	563	3	3
Bastrop	0	0	850	859
Baton Rouge	0	0	9,858	3,182
Bogalusa	468	469	612	592
Bossier City	571	561	972	981
Breaux Bridge	303	326	0	0
Bunkie	5	5	890	890
Crowley	480	364	400	358
Denham Springs	207	174	379	546
DeRidder	0	1	207	207
Eunice	241	217	478	486
Franklin	31	32	256	251
Hammond	882	699	590	449
Houma	1,234	758	711	547
Jeanerette	300	307	22	15
Jefferson 1st Parish Court	2,651	4,642	665	597
Jefferson 2nd Parish Court	2,072	2,053	16	28
Jennings	0	0	107	101
Kaplan	130	148	115	121
Lafayette	1,387	1,349	843	820
Lake Charles	0	0	2,264	1,047
Leesville	0	0	1,351	1,324
Marksville	215	215	0	0
Minden	45	45	200	198
Monroe	325	241	8,620	4,907
Morgan City	887	860	397	382
Natchitoches	0	0	1,790	979
New Iberia	8	10	1,884	1,952
New Orleans 1st City Court	0	0	0	0
New Orleans 2nd City Court	0	0	0	0
New Orleans Municipal Court	0	0	46,972	41,561
New Orleans Traffic Court	0	0	0	0
*Oakdale	0	0	0	0
Opelousas	1,385	609	497	300
Pineville	22	22	258	258
*Plaquemine	0	0	0	0
Port Allen	184	159	1	1
Rayne	154	150	281	242
Ruston	132	128	1,044	1,027
Shreveport	3,118	3,108	2,811	2,890
Slidell	925	776	3	3
Springhill	49	49	346	346
Sulphur	190	104	288	266
Thibodaux	736	748	183	229
Vidalia	183	147	53	53
Ville Platte	244	191	425	352
West Monroe	0	0	520	436
Winnfield	0	0	272	246
Winnsboro	0	0	169	155
Zachary	44	41	17	16

\*No statistical data submitted for 1976

TABLE V-B

## LOUISIANA CITY AND PARISH COURTS

Number of Traffic Cases Processed — January 1, 1976 through December 31, 1976

CITY	State Cases		Ordinance Cases	
	Filed	Term.	Filed	Term.
Abbeville	297	296	1,364	1,363
Alexandria	625	562	3,786	3,521
Baker	935	881	24	17
Bastrop	0	0	1,459	1,426
Baton Rouge	36,021	33,247	10,461	16,282
Bogalusa	445	453	740	720
Bossier City	2,038	1,827	4,069	4,060
Breaux Bridge	2,558	2,543	211	223
Bunkie	0	0	629	629
Crowley	878	773	1,282	1,169
Denham Springs	1,548	1,599	1,324	1,364
DeRidder	0	0	1,303	1,303
Eunice	1,264	1,256	1,319	1,325
Franklin	113	121	332	315
Hammond	1,973	1,850	2,602	2,506
Houma	226	178	2,750	2,685
Jeanerette	304	244	393	347
Jefferson 1st Parish Court	31,515	37,823	119	238
Jefferson 2nd Parish Court	13,278	13,200	0	0
Jennings	0	0	945	920
Kaplan	616	598	260	261
Lafayette	659	641	14,180	14,012
Lake Charles	0	0	20,070	15,954
Leesville	7	7	1,665	1,485
Marksville	232	232	0	0
Minden	32	32	710	714
Monroe	36	32	10,997	8,317
Morgan City	838	812	1,064	998
Natchitoches	137	63	1,721	1,156
New Iberia	225	228	4,195	4,216
New Orleans 1st City Court	0	0	0	0
New Orleans 2nd City Court	0	0	0	0
New Orleans Municipal Court	0	0	0	0
New Orleans Traffic Court	19,063	12,380	127,812	86,422
*Oakdale	0	0	0	0
Opelousas	3,329	2,568	1,694	1,222
Pineville	85	85	936	936
*Plaquemine	0	0	0	0
Port Allen	640	695	68	62
Rayne	268	281	374	407
Ruston	340	333	171	168
Shreveport	2,512	2,283	23,987	23,447
Slidell	909	851	2,818	2,370
Springhill	94	93	551	551
Sulphur	880	787	640	596
Thibodaux	493	580	1,175	1,429
Vidalia	491	446	0	0
Ville Platte	217	215	524	476
West Monroe	0	0	3,245	3,057
Winnfield	44	38	379	353
Winnsboro	18	18	206	204
Zachary	22	21	285	278

\*No statistical data submitted for 1976

TABLE V-C

LOUISIANA CITY AND PARISH COURTS  
Workload Calculated as a Percentage of Total Terminations

CITY COURT	CIVIL	CRIMINAL		TRAFFIC		JUVENILE CASES				
		State	Ordin.	State	Ordin.	Delinq'y	Neglect	Special	Traf. City	Traf. State
Abbeville	8	1	15	12	56	3	0	0	2	0
Alexandria	9	5	20	6	43	11	0	0	2	0
Baker	9	33	0	52	1	0	0	0	0	3
Bastrop	20	0	27	0	46	1	0	0	2	0
Baton Rouge	4	0	5	60	29	0	0	0	0	0
Bogalusa	15	15	19	15	24	3	2	0	0	1
Bossier City	4	6	11	22	49	1	0	0	2	1
Breaux Bridge	3	9	0	76	6	1	0	0	0	1
Bunkie	4	0	51	0	36	3	0	0	2	0
Crowley	5	11	11	25	38	2	0	0	2	1
Denham Springs	6	4	13	38	32	2	0	0	1	1
DeRidder	1	0	12	0	76	3	0	0	6	0
Eunice	8	5	12	33	35	1	0	0	2	0
Franklin	0	3	30	14	38	7	0	0	3	0
Hammond	2	11	7	31	42	2	0	0	1	0
Houma	2	17	12	4	61	1	0	0	0	0
Jeanerette	14	26	1	21	30	5	0	0	0	0
Jefferson										
1st Parish Court	5	10	1	82	0	0	0	0	0	0
2nd Parish Court	9	12	0	78	0	0	0	0	0	0
Jennings	2	0	8	0	80	3	0	0	4	0
Kaplan	6	11	9	47	20	1	0	0	1	1
Lafayette	5	7	4	3	73	1	0	0	4	0
Lake Charles	5	0	5	0	86	0	0	0	2	0
Leesville	4	0	43	0	48	1	0	0	1	0
Marksville	16	37	0	40	0	1	0	0	2	0
Minden	37	2	11	1	42	0	0	0	2	0

TABLE V-D

Page 2 — Workload Calculated as a Percentage of Total Terminations

CITY COURT	CIVIL	CRIMINAL		TRAFFIC		JUVENILE CASES				
		State	Ordin.	State	Ordin.	Delinq'y	Neglect	Special	Traf. City	Traf. State
Monroe	11	1	30	0	51	1	0	0	2	0
Morgan City	0	26	11	24	30	4	0	0	0	0
Natchitoches	5	0	40	2	48	1	0	0	1	0
New Iberia	12	0	25	2	54	1	0	0	3	0
New Orleans										
1st City Court	100	0	0	0	0	0	0	0	0	0
2nd City Court	100	0	0	0	0	0	0	0	0	0
Municipal	0	0	100	0	0	0	0	0	0	0
Traffic	0	0	0	12	87	0	0	0	0	0
*Oakdale	0	0	0	0	0	0	0	0	0	0
Opelousas	3	12	5	51	24	2	0	0	0	0
Pineville	18	1	13	4	50	0	0	0	4	6
*Plaquemine	0	0	0	0	0	0	0	0	0	0
Port Allen	0	15	0	68	6	4	0	0	2	0
Rayne	7	11	18	21	31	4	1	0	1	0
Ruston	6	6	55	18	9	3	0	0	0	0
Shreveport	9	8	8	6	66	0	0	0	0	0
Slidell	1	18	0	19	55	4	0	0	1	0
Springhill	23	3	23	6	36	4	0	0	2	0
Sulphur	9	4	11	34	25	2	0	0	3	7
Thibodaux	2	24	7	18	45	1	0	0	0	0
Vidalia	0	20	7	62	0	3	0	0	0	6
Ville Platte	11	10	20	12	27	9	2	0	2	1
West Monroe	15	0	9	0	67	1	0	0	2	2
Winnfield	3	0	36	5	52	1	0	0	0	0
Winnsboro	17	0	33	3	44	0	0	0	0	0
Zachary	12	9	3	4	61	3	0	0	4	0

\*No statistical data submitted for 1976

TABLE V-D

LOUISIANA CITY AND PARISH COURTS

Cases pending by months of January 1, 1976 through December 31, 1976

CITY COURT	JAN.	FEB.	MAR.	APR.	MAY	JUN.	JUL.	AUG.	SEP.	OCT.	NOV.	DEC.
Abbeville	9	8	7	8	10	8	9	4	8	7	11	6
Alexandria	46	172	58	63	41	27	73	184	91	76	157	2
Baker	149	198	208	189	206	216	271	294	299	336	336	351
Bastrop	84	107	101	111	160	120	120	175	203	158	163	169
Baton Rouge	0	0	0	0	0	0	0	0	0	0	0	0
Bogalusa	2,027	1,996	2,049	2,046	2,078	2,104	2,088	2,099	2,160	2,092	2,079	2,075
Bossier City	4,663	4,689	4,720	4,860	4,868	4,964	5,151	5,124	5,169	5,455	5,502	5,573
Breaux Bridge	314	296	247	316	285	277	299	281	208	305	303	337
Bunkie	281	286	290	303	303	303	311	322	328	335	335	338
Crowley	3	113	195	403	407	392	395	357	459	502	543	415
Denham Springs	81	46	52	50	49	60	45	39	48	50	49	43
DeRidder	22	24	19	20	8	6	8	11	8	6	7	1
Eunice	207	184	179	182	182	203	215	246	230	216	194	197
Franklin	99	110	121	131	141	126	146	202	127	103	111	116
Hammond	107	83	45	36	88	83	109	70	111	84	110	71
Houma	121	110	91	149	167	153	181	229	265	235	223	190
Jeanerette	19	58	27	22	24	34	36	56	26	24	43	33
Jefferson												
1st Parish Court	2,388	2,227	1,934	2,127	2,713	3,294	3,050	3,293	3,520	2,393	2,082	2,085
2nd Parish Court	0	0	0	0	0	0	0	0	0	0	0	0
Jennings	24	27	36	37	36	32	32	0	0	0	0	21
Kaplan	148	143	136	145	163	158	175	156	157	122	134	129
Lafayette	326	393	429	350	422	405	389	423	714	569	543	482
Lake Charles	0	0	0	0	0	0	0	0	0	0	0	0
Leesville	19	56	26	85	47	43	43	94	94	64	72	89
Marksville	0	0	0	0	0	0	0	0	0	0	0	0
Minden	15	18	20	23	24	28	23	26	32	16	15	20

TABLE V-E

Page 2 — Cases pending by months of January 1, 1976 through December 31, 1976

CITY COURT	JAN.	FEB.	MAR.	APR.	MAY	JUN.	JUL.	AUG.	SEP.	OCT.	NOV.	DEC.
Monroe	429	504	470	653	573	527	420	585	476	384	443	526
Morgan City	0	0	0	0	0	660	0	68	141	97	91	637
Natchitoches	0	0	0	0	0	0	0	0	0	0	0	0
New Iberia	145	155	126	129	128	147	192	133	192	214	197	137
New Orleans												
1st City Court	1,764	1,255	1,934	1,560	1,781	2,187	1,989	1,873	1,883	1,664	2,076	1,490
2nd City Court	0	0	0	0	0	0	0	0	0	0	0	0
Municipal	3,370	3,597	3,503	3,335	3,766	3,650	4,734	3,798	4,042	3,886	3,747	3,616
Traffic	0	0	0	0	0	0	0	0	0	0	0	0
*Oakdale	0	0	0	0	0	0	0	0	0	0	0	0
Opelousas	161	205	299	137	218	251	266	277	279	323	135	176
Pineville	0	0	0	0	0	0	0	0	0	0	0	0
*Plaquemine	0	0	0	0	0	0	0	0	0	0	0	0
Port Allen	2	9	10	56	60	49	42	47	11	19	13	48
Rayne	184	192	187	195	222	232	219	219	192	242	159	145
Ruston	0	0	0	0	0	0	0	0	0	0	0	0
Shreveport	6,290	6,348	6,425	6,350	6,705	6,866	7,519	7,982	7,685	7,303	7,259	7,568
Slidell	78	86	79	110	91	84	178	278	269	267	435	229
Springhill	0	4	0	0	0	0	0	0	0	1	1	1
Sulphur	48	43	60	109	98	121	121	140	153	171	180	194
Thibodaux	117	102	105	90	94	55	73	74	81	87	89	75
Vidalia	8	19	32	45	56	56	49	70	84	121	131	142
Ville Platte	0	0	0	0	5	0	0	0	0	0	0	0
West Monroe	1,866	1,995	2,131	2,217	1,468	1,560	1,630	1,645	1,613	1,543	1,437	1,385
Winnfield	21	23	22	34	33	40	26	38	56	43	83	77
Winnsboro	21	15	16	14	16	23	22	25	25	17	27	29
Zachary	14	17	14	17	14	15	17	21	32	28	27	34

\*No statistical data submitted for 1976

TABLE V-E

LOUISIANA CITY AND PARISH COURTS

Number of Juvenile Cases Processed — January 1, 1976 through December 31, 1976

CITY COURT	DELINQUENCY		NEGLECT		SPECIAL PROC.		TRAFFIC CITY		TRAFFIC STATE	
	Filed	Term.	Filed	Term.	Filed	Term.	Filed	Term.	Filed	Term.
Abbeville	73	73	0	0	0	0	71	71	0	0
Alexandria	923	923	0	0	4	1	201	201	0	0
Baker	2	2	0	0	0	0	3	2	68	67
Bastrop	52	54	0	0	0	0	70	92	18	28
Baton Rouge	0	0	0	0	0	0	567	0	1,572	0
Bogalusa	133	110	62	77	37	23	0	0	65	53
Bossier City	123	119	8	8	2	2	182	185	119	118
Breaux Bridge	35	50	3	5	0	0	6	5	41	40
Bunkie	143	68	0	0	0	0	50	50	0	0
Crowley	80	80	19	19	1	1	73	73	33	33
Denham Springs	111	87	24	30	12	13	66	71	66	50
DeRidder	51	62	0	0	0	0	115	115	0	0
Eunice	72	67	0	0	0	0	91	91	3	3
Franklin	57	66	2	2	0	0	29	27	6	7
Hammond	270	153	0	0	5	5	111	95	63	44
Houma	62	60	25	28	0	0	0	0	0	0
Jeanerette	63	64	3	3	0	0	0	0	0	0
Jefferson										
1st Parish Court	0	0	0	0	0	0	0	0	0	0
2nd Parish Court	0	0	0	0	0	0	0	0	0	0
Jennings	42	42	1	1	0	0	49	49	0	0
Kaplan	14	16	0	0	0	0	21	24	22	22
Lafayette	261	266	48	40	22	21	790	803	27	25
Lake Charles	0	0	0	0	0	0	381	381	86	86
Leesville	58	57	0	0	0	0	49	49	5	5
Marksville	11	11	0	0	0	0	16	16	1	1
Minden	16	16	0	0	0	0	47	47	2	2

TABLE V-F

Page 2 — Number of Juvenile Cases Processed — January 1, 1976 through December 31, 1976

CITY COURT	DELINQUENCY		NEGLECT		SPECIAL PROC.		TRAFFIC CITY		TRAFFIC STATE	
	Filed	Term.	Filed	Term.	Filed	Term.	Filed	Term.	Filed	Term.
Monroe	568	247	3	3	0	0	343	377	0	0
Morgan City	163	149	8	8	2	1	0	0	27	29
Natchitoches	30	35	0	0	0	0	27	30	0	0
New Iberia	74	90	2	2	10	10	292	292	18	18
New Orleans										
1st City Court	0	0	0	0	0	0	0	0	0	0
2nd City Court	0	0	0	0	0	0	0	0	0	0
Municipal	0	0	0	0	0	0	0	0	0	0
Traffic	0	0	0	0	0	0	0	0	0	0
*Oakdale	0	0	0	0	0	0	0	0	0	0
Opelousas	220	141	0	0	29	27	15	14	0	0
Pineville	0	0	0	0	0	0	89	89	116	116
*Plaquemine	0	0	0	0	0	0	0	0	0	0
Port Allen	48	50	0	0	13	4	29	28	3	1
Rayne	39	63	24	16	0	0	20	24	11	7
Ruston	59	59	0	0	0	0	8	8	4	4
Shreveport	0	0	0	0	0	0	0	0	0	0
Slidell	186	186	1	0	3	2	55	55	2	2
Springhill	62	62	1	1	3	3	35	35	1	1
Sulphur	63	61	10	10	20	20	73	73	167	167
Thibodaux	94	60	0	0	0	0	0	0	0	0
Vidalia	30	25	2	2	0	0	0	0	52	43
Ville Platte	161	161	46	46	10	10	52	52	34	34
West Monroe	73	90	2	2	5	6	124	127	122	102
Winfield	31	7	5	1	29	5	3	0	10	6
Winnsboro	1	1	0	0	0	0	0	0	0	0
Zachary	15	13	0	0	0	0	22	21	0	0

No statistical data submitted for 1976

TABLE V-F

**END**