

CRIMINAL STATISTICS ENGLAND AND WALES 1975

Criminal Statistics
England and Wales

1975

MICROFICHE

London
Her Majesty's Stationery Office
£5.50

Cmnd. 6566

HMSO

40176



HOME OFFICE

CRIMINAL STATISTICS

England and Wales

1975

Statistics relating to
Crime and Criminal Proceedings
for the year 1975

*Presented to Parliament by the Secretary of State for the Home Department
by Command of Her Majesty*
July 1976

NCJRS

MAR 29 1977

ACQUISITIONS

LONDON
HER MAJESTY'S STATIONERY OFFICE

£5.50 net

Cmnd. 6566

CRIMINAL STATISTICS
ENGLAND AND WALES 1975

Cmnd 6566

CORRECTIONS

This Report on the statistics relating to crime and criminal proceedings in England and Wales for the year 1975 includes the Abstracts of Police Returns which are laid before Parliament in accordance with the requirements of section 54 of the Police Act 1964. The Report also includes statistics of certain proceedings at juvenile courts, provided in pursuance of Section 63 of the Children and Young Persons Act 1969.

| Page | Table | Line | Column | Correction |
|------|--------|--|--|--------------------------------------|
| 54 | 6.1 | Air weapon | Homicide | For 2 read 1 |
| 54 | 6.1 | Pistol | Homicide | For 13 read 14 |
| 54 | 6.1 | Air weapon | Total | For 2,518 read 2,517 |
| 54 | 6.1 | Pistol | Total | For 475 read 476 |
| | | <i>Age not known</i> | | |
| 55 | 6.2 | Fatal injury | Air weapon | For 1 read — |
| 55 | 6.2 | Fatal injury | Pistol | For 3 read 4 |
| 55 | 6.2 | Sub-total | Air weapon | For 565 read 564 |
| 55 | 6.2 | Sub-total | Pistol | For 46 read 47 |
| | | <i>All Ages</i> | | |
| 55 | 6.2 | Fatal injury | Air weapon | For 2 read 1 |
| 55 | 6.2 | Fatal injury | Pistol | For 13 read 14 |
| 55 | 6.2 | Total | Air weapon | For 1,690 read 1,689 |
| 55 | 6.2 | Total | Pistol | For 93 read 94 |
| | | <i>Theft & handling stolen goods</i> | | |
| 65 | I(a) | Sub-total M | (24) | For 1,566 read 1,562 |
| 65 | I(a) | Sub-total F | (24) | For 92 read 96 |
| 116 | I(d) | Causing death by dangerous driving M | (2) | Delete 1 above 20 For 20 read 120 |
| | | <i>Burglary</i> | | |
| 118 | I(d) | Sub-total M | (8) | For 1 read — |
| 118 | I(d) | Sub-total F | (8) | For — read 1 |
| 160 | II(a) | Causing death by dangerous driving M | (8) | For 3 read — |
| 236 | IV(a) | Threat or conspiracy to murder F | (2) | Insert 6 |
| 247 | IV(b) | Offence by pawn- broker | (1) | For 154 read 157 |
| 273 | XII | West Midlands F | Absolute discharge | Insert 1 |
| 317 | XXII | Newcastle-under-Lyme | Magistrates' courts proceedings— Refused | For 27 read 26 |
| 319 | XXII | Redditch | Magistrates' courts proceedings— Total | For 277 read 217 |
| 330 | XXV(b) | Magistrates' courts | — | For £14,382,669 read £9,445,297 |
| 330 | XXV(b) | Higher courts | — | For £9,445,297 read £14,382,669 |
| 330 | XXVI | Trial on indictment | Represented under a legal aid order | For 4,579 read 66,864 |
| 330 | XXVI | Proceedings relating to sentence | Represented under a legal aid order | For 4,458 read 16,924 |
| 330 | XXVI | Appearance to be "dealt with" | Represented under a legal aid order | For 200 read 814 |
| 330 | XXVI | Against conviction and sentence | Represented under a legal aid order | For 1,420 read 3,021 |
| 330 | XXVI | Against sentence only | Represented under a legal aid order | For 1,759 read 4,445 |

October 1976

LONDON: HER MAJESTY'S STATIONERY OFFICE

HM 7772 McC

CONTENTS

COMMENTARY

| <i>Chapter</i> | <i>Page</i> |
|----------------|--|
| 1 | INTRODUCTION |
| | Recording procedures 6 |
| | Changes to the contents of the volume 7 |
| | Recent legislation affecting the criminal statistics 7 |
| | Corrected figures of persons appealing to the Crown Court 1974 8 |
| 2 | INDICTABLE OFFENCES RECORDED AS KNOWN TO THE POLICE AND CLEARED UP |
| | Indictable offences recorded as known to the police 9 |
| | Indictable offences recorded as known to the police per 100,000 population 15 |
| | Distribution by police force area of offences known per 100,000 population 15 |
| | Value of property stolen 17 |
| | Offences cleared up 18 |
| 3 | FINDINGS OF GUILT AT MAGISTRATES' COURTS AND AT THE CROWN COURT AND CAUTIONING BY THE POLICE |
| | Persons found guilty or cautioned 20 |
| | Use of cautioning 24 |
| | Persons proceeded against 26 |
| 4 | SENTENCING |
| | Introduction 29 |
| | Sentencing by magistrates' courts 30 |
| | Sentencing by the Crown Court 33 |
| | Sentencing by sex and age 36 |
| | Type of offence and sentence 37 |
| | Use of particular sentences 39 |
| | Criminal Justice Act 1972: use made of some disposals 42 |
| 5 | HOMICIDE |
| | Introduction 45 |
| | Offences recorded by the police as homicide 46 |
| | Sex and age of victim 47 |
| | Relationship of victim to principal suspect 48 |
| | Method used in killing 50 |
| | Incidents involving homicide 50 |
| | Circumstance of offence 51 |
| | Suspects and how they are dealt with 51 |
| 6 | INDICTABLE OFFENCES RECORDED AS KNOWN TO THE POLICE IN WHICH FIREARMS WERE INVOLVED |
| | Indictable offences in which firearms were used 54 |
| | Indictable offences in which firearms were carried but not used |
| | Indictable offences of "misappropriating" firearms 56 |
| | Comparison with earlier years 56 |

ANNUAL TABLES, 1975

| Table | Page |
|---|------|
| MAGISTRATES' COURTS: BY OFFENCE AND RESULT OF PROCEEDINGS | |
| I(a) Persons proceeded against (all ages) | 60 |
| I(b) Persons under 14 years of age proceeded against | 82 |
| I(c) Persons aged 14 and under 17 proceeded against | 96 |
| I(d) Persons aged 17 and under 21 proceeded against | 116 |
| I(e) Persons aged 21 and over proceeded against | 138 |
| CROWN COURT: BY OFFENCE AND RESULT OF PROCEEDINGS | |
| II(a) Persons for trial (all ages) | 160 |
| II(b) Persons under 14 years of age for trial | 174 |
| II(c) Persons aged 14 and under 17 for trial | 178 |
| II(d) Persons aged 17 and under 21 for trial | 192 |
| II(e) Persons aged 21 and over for trial | 206 |
| ALL COURTS: IMPRISONMENT | |
| III(a) Persons sentenced to imprisonment (immediate) at magistrates' courts: by offence, sex and length of sentence | 220 |
| III(b) Persons sentenced to imprisonment (immediate) at the Crown Court: by offence, sex and length of sentence | 224 |
| PERSONS FOUND GUILTY: BY AGE AND SEX | |
| IV(a) Indictable offences: by offence, court, sex and age | 236 |
| IV(b) Non-Indictable offences: by offence, court, sex and age | 246 |
| ADDITIONAL FINDINGS OF GUILT | |
| V Persons found guilty of indictable offences: number of findings of guilt | 250 |
| OFFENCES KNOWN, CAUTIONS AND COURT PROCEEDINGS BY POLICE FORCE AREA | |
| VI Number of offences recorded as known to the police: by police force area and offence | 252 |
| VII Persons cautioned by the police: by police force area, sex and offence group | 262 |
| VIII Persons cautioned by the police: by police force area, sex and age | 264 |
| IX Persons found guilty of all offences at magistrates' courts: by police force area, sex and offence group | 266 |
| X Persons found guilty of indictable offences at magistrates' courts: by police force area, sex and sentence | 268 |
| XI Persons found guilty at the Crown Court: by police force area, sex and offence | 270 |
| XII Persons found guilty of indictable offences at the Crown Court: by police force area, sex and sentence | 272 |
| XIII Persons proceeded against for non-indictable offences: by police force area and offence | 274 |

ANNUAL TABLES (contd.)

| | |
|--|-----|
| CROWN COURT: PROCEEDINGS BY CROWN COURT CENTRE | |
| XIV Persons for trial at the Crown Court: by Crown Court centre and result | 284 |
| CAUTIONS BY THE POLICE: BY OFFENCE SEX AND AGE | |
| XV Persons cautioned by the police: by offence, sex and age | 288 |
| APPEALS | |
| XVI Persons applying for leave to appeal to the Court of Appeal (Criminal Division) | 292 |
| XVII(a) Persons appealing to the Crown Court in 1974—corrected figures | 296 |
| XVII(b) Persons appealing to the Crown Court in 1975 | 297 |
| PUBLIC PROSECUTIONS | |
| XVIII Proceedings brought by the Director of Public Prosecutions | 298 |
| MENTALLY DISORDERED OFFENDERS | |
| XIX(a) Receptions into hospital of persons subject to special restrictions under the Mental Health Act 1959 | 300 |
| XIX(b) Discharges and disposals from hospital of persons subject to special restrictions under the Mental Health Act 1959 | 302 |
| XX Offenders made subject to hospital or guardianship orders under the Mental Health Act 1959 | 304 |
| THE PREROGATIVE OF MERCY | |
| XXI Exercise of the prerogative of mercy | 306 |
| LEGAL AID | |
| XXII Legal aid granted or refused by magistrates' courts | 308 |
| XXIII Legal aid granted or refused by the Crown Court | 324 |
| XXIV(i) Legal aid for magistrates' courts proceedings | 328 |
| XXIV(ii) Legal aid for the Crown Court proceedings (other than appeals) | 328 |
| XXIV(iii) Legal aid for appeals to the Crown Court | 329 |
| XXIV(iv) Legal aid granted or refused by the Court of Appeal (Criminal Division) | 329 |
| XXV(a) Legal aid—Contribution orders | 330 |
| XXV(b) Legal aid—Gross expenditure 1974/75 | 330 |
| XXVI Defendants and appellants represented under a legal aid order, privately represented or not represented at the Crown Court. | 330 |
| APPENDIX | 332 |

COMMENTARY

CHAPTER 1

INTRODUCTION

Recording Procedures

Indictable Offences recorded as known to the police

- 1.1 In the tables relating to indictable offences recorded as known to the police, the Home Office classification recorded is the one decided on by the police after their initial enquiries. Only in cases of homicide is any account taken of subsequent court proceedings which may have altered the initial classification. Chapter 5 shows how court decisions altered the initial classification of homicides.

Court proceedings

- 1.2 The tables on court proceedings show the number of completed proceedings taken against a person. A person will appear more than once in the tables if there was more than one completed proceedings against him during the year.

Offence classification

- 1.3 The offence classification shown relates to the offence on which the court took its final decision; this offence is not necessarily the one for which the person was initially proceeded against.

Principal offence basis

- 1.4 Where proceedings involved more than one offence the tables record the principal offence. The basis for the selection of a principal offence is as follows:

- (i) where a person is found guilty of one offence and acquitted of another offence, the offence selected is the one of which the person is found guilty;
- (ii) where a person is found guilty of two or more offences, the offence selected is the one for which the heaviest sentence is imposed;
- (iii) where the same sentences are imposed for two or more offences, the offence selected is the one for which the statutory maximum penalty is most severe.

- 1.5 Where both indictable and non-indictable offences are involved in one set of proceedings, one principal indictable offence and one non-indictable offence are selected. Of 2,043,483 persons proceeded against at magistrates' courts in 1975, 3 per cent appeared on the same occasion for both indictable and non-indictable offences. Of 13,443 persons sentenced at the Crown Court after summary conviction, 30 per cent were sentenced on the same occasion for both indictable and non-indictable offences.

Persons sentenced after summary conviction

- 1.6 In earlier Criminal Statistics volumes persons sentenced at the Crown Court after summary conviction have been shown grouped according to the Act and Section under which they had been committed to the Crown Court for sentence. In this volume, persons sentenced at the Crown Court after summary conviction have been tabulated on the principal offence basis set out in paragraphs 1.4 and 1.5. Tables on Crown Court proceedings now include both persons tried and subsequently sentenced and persons sentenced after summary conviction.
- 1.7 A person proceeded against for more than one offence who appears at the Crown Court on the same occasion for trial and for sentence after summary conviction will appear twice in the tables. Of 75,542 persons dealt with at the Crown Court in 1975, 1 per cent appeared on the same occasion for trial and for sentence after summary conviction.

Offence groupings

- 1.8 The Appendix gives the classification numbers allocated to particular indictable offences. In the Tables and in the Commentary indictable offences are shown grouped in the following way:

| <i>Group</i> | <i>Classification numbers</i> |
|---|-------------------------------|
| Violence against the person | 1 to 15 |
| Sexual offences | 16 to 26 and 74 |
| Burglary | 28 to 33 |
| Robbery | 34 |
| Theft and handling stolen goods | 39 to 49 and 54 |
| Fraud and forgery | 51 to 53, 55, 60 and 61 |
| Criminal damage | 56 to 59 |
| Other offences | 35, 62—99 |

Changes to the contents of the volume

- 1.9 Certain changes have been made to the Commentary and to some of the annual tables; and a new chapter has been included on indictable offences recorded as known to the police, in which firearms were involved.

Recent legislation affecting the Criminal Statistics

- 1.10 The following recent legislation has affected the Criminal Statistics: The Criminal Damage Act 1971; the Criminal Justice Act 1972; the Powers of Criminal Courts Act 1973. The provisions of these Acts which affect the Criminal Statistics are set out in Chapter II of the 1974 Criminal Statistics (England and Wales) Cmnd. 6168.

Corrected figures of persons appealing to the Crown Court 1974

1.11 Table XVII(b) in the Annual Tables at the back of this volume shows for 1975 the number of persons appealing to the Crown Court. During compilation of this table mistakes became evident in the figures published for 1974. Some figures given in Table VII of Cmnd 6168 were incorrect. Table XVII(a) in the 1975 volume gives the corrected figures for 1974.

CHAPTER 2

INDICTABLE OFFENCES RECORDED AS KNOWN TO THE POLICE AND CLEARED UP

Indictable offences recorded as known to the Police

- 2.1 This chapter is concerned with the more serious crimes, those indictable offences which are "recorded as known to the police".
- 2.2 A complete record of all offences committed in England and Wales is not available, because some offences go undiscovered while other offences are, for a variety of reasons, not reported to the police.
- 2.3 Attempting, conspiring or inciting to commit an offence is classified under the heading of the offence itself, except in the case of attempted murder, conspiracy to commit murder, and attempted buggery, which are shown as such.
- 2.4 The number of indictable offences recorded as known to the police in each of the years 1971 to 1975 is shown in Table 2.1. Although in the 1972 and 1973 volumes of Criminal Statistics, thefts under £5 in value were excluded from the figures given in tables similar to Table 2.1, the tables this year include all offences of theft for each of the years 1971 to 1975.
- 2.5 Offences of criminal damage of value £20 and under are not included in the figures of indictable offences recorded as known to the police. In the tables given in the 1971 volume of Criminal Statistics, offences of criminal damage of over £20 and under £100 in value were excluded; the tables this year include criminal damage over £20 and under £100 in value for each of the years 1971 to 1975.

Table 2.1: Indictable offences recorded as known to the police

Number of offences

| OFFENCES | 1971 | 1972 | 1973 | 1974 | 1975 |
|--|--------|--------|--------|--------|--------|
| VIOLENCE AGAINST THE PERSON: | | | | | |
| 1 Murder | 459 | 476 | 465 | 600 | 515 |
| 4 Manslaughter | | | | | |
| 4A Infanticide | | | | | |
| 2 Attempted murder . . . | 376 | 354 | 429 | 371 | 499 |
| 3 Threat or conspiracy to murder . . . | 102 | 132 | 134 | 131 | 94 |
| 4B Child destruction . . . | 1 | — | 1 | 2 | — |
| 4c Causing death by dangerous driving . . . | 728 | 753 | 769 | 654 | 690 |
| 5 Wounding or other act endangering life . . . | 3,287 | 3,417 | 3,891 | 4,240 | 4,399 |
| 6 Endangering railway passenger . . . | 51 | 49 | 52 | 40 | 41 |
| 7 Endangering life at sea . . . | — | — | 5 | 1 | — |
| 8 Other wounding, etc. . . | 41,327 | 46,182 | 54,545 | 56,500 | 63,520 |
| 9 Assault . . . | 551 | 920 | 879 | 1,138 | 1,141 |
| 12 Abandoning child under two years . . . | 22 | 14 | 7 | 9 | 7 |
| 13 Child stealing . . . | 33 | 45 | 61 | 53 | 63 |
| 14 Procuring illegal abortion . . . | 80 | 62 | 36 | 21 | 14 |
| 15 Concealment of birth . . . | 19 | 28 | 25 | 21 | 19 |
| Sub-total . . . | 47,036 | 52,432 | 61,299 | 63,781 | 71,002 |

Table 2.1: Indictable offences recorded as known to the police—continued

Number of offences

| OFFENCES | 1971 | 1972 | 1973 | 1974 | 1975 |
|--|---------|---------|---------|---------|---------|
| SEXUAL OFFENCES: | | | | | |
| 16 Buggery | 593 | 532 | 667 | 587 | 720 |
| 17 Attempt to commit buggery, etc. | 2,887 | 2,985 | 3,052 | 3,096 | 2,885 |
| 18 Indecency between males | 1,029 | 1,069 | 1,567 | 1,796 | 1,699 |
| 19 Rape | 784 | 893 | 998 | 1,052 | 1,040 |
| 20 Indecent assault on a female | 12,400 | 11,977 | 13,294 | 12,417 | 11,809 |
| 21 Unlawful sexual intercourse with girl under 13 | 222 | 256 | 323 | 304 | 327 |
| 22 Unlawful sexual intercourse with girl under 16 | 5,060 | 5,129 | 5,180 | 4,746 | 4,533 |
| 23 Incest | 307 | 323 | 288 | 337 | 349 |
| 24 Procuration | 94 | 70 | 87 | 67 | 126 |
| 25 Abduction | 65 | 63 | 97 | 97 | 88 |
| 26 Bigamy | 180 | 208 | 183 | 199 | 155 |
| Sub-total | 23,621 | 23,505 | 25,736 | 24,698 | 23,731 |
| BURGLARY: | | | | | |
| 28 Burglary in a dwelling | 204,317 | 201,678 | 178,174 | 213,819 | 237,353 |
| 29 Aggravated burglary in a dwelling | 243 | 263 | 241 | 337 | 419 |
| 30 Burglary in a building other than a dwelling | 237,519 | 226,006 | 205,508 | 259,138 | 277,551 |
| 31 Aggravated burglary in a building other than a dwelling | 196 | 136 | 112 | 113 | 106 |
| 33 Going equipped for stealing, etc. | 9,262 | 10,647 | 9,130 | 10,425 | 6,438 |
| Sub-total | 451,537 | 438,730 | 393,165 | 483,832 | 521,867 |
| ROBBERY: | | | | | |
| 34 Robbery | 7,465 | 8,926 | 7,338 | 8,666 | 11,311 |

Table 2.1: Indictable offences recorded as known to the police—continued Number of offences

| OFFENCES | 1971 | 1972 | 1973 | 1974 | 1975 |
|---|-----------|-----------|---------|-----------|-----------|
| THEFT AND HANDLING STOLEN GOODS: | | | | | |
| 39 Theft from the person of another | 9,666 | 10,972 | 10,807 | 16,092 | 20,851 |
| 40 Theft in a dwelling other than from automatic machine or meter | 40,393 | 42,970 | 42,609 | 46,816 | 49,665 |
| 41 Theft by an employee | 27,159 | 26,986 | 26,464 | 30,980 | 31,280 |
| 42 Theft or unauthorised taking from mail | 983 | 1,155 | 1,319 | 1,718 | 1,584 |
| 44 Theft of pedal cycle | 63,048 | 57,896 | 53,842 | 66,097 | 78,602 |
| 45 Theft from vehicle | 189,989 | 192,460 | 186,714 | 219,453 | 239,432 |
| 46 Shoplifting | 119,281 | 126,844 | 130,161 | 164,063 | 175,552 |
| 47 Theft from automatic machine or meter | 46,561 | 38,376 | 30,666 | 29,186 | 27,164 |
| 48 Theft or unauthorised taking of motor vehicle | 167,562 | 184,158 | 195,518 | 251,382 | 264,896 |
| 49 Other theft or unauthorised taking | 298,350 | 288,312 | 281,611 | 318,622 | 333,070 |
| 54 Handling stolen goods | 40,653 | 39,343 | 39,099 | 45,454 | 45,578 |
| Sub-total | 1,003,645 | 1,009,472 | 998,810 | 1,189,863 | 1,267,674 |
| FRAUD AND FORGERY: | | | | | |
| 51 Fraud by company director, etc. | 133 | 65 | 34 | 63 | 35 |
| 52 False accounting | 3,436 | 3,491 | 3,218 | 3,773 | 4,629 |
| 53 Other fraud | 80,595 | 86,287 | 89,198 | 95,911 | 102,457 |
| 60 Forgery or uttering drug prescription | 15,625 | 994 | 963 | 1,111 | 1,116 |
| 61 Other forgery or uttering | | 17,581 | 17,260 | 16,385 | 14,818 |
| Sub-total | 99,789 | 108,418 | 110,673 | 117,243 | 123,055 |
| CRIMINAL DAMAGE: | | | | | |
| 56 Arson | 3,562 | 5,706 | 7,181 | 7,094 | 7,468 |
| 57 Criminal damage endangering life | | 99 | 102 | 144 | 85 |
| 58A Other criminal damage | 23,433 | 35,816 | 45,089 | 59,198 | 70,473 |
| 59 Threat, etc. to commit criminal damage | | 234 | 443 | 650 | 520 |
| Sub-total | 26,995 | 41,855 | 52,815 | 67,086 | 78,546 |

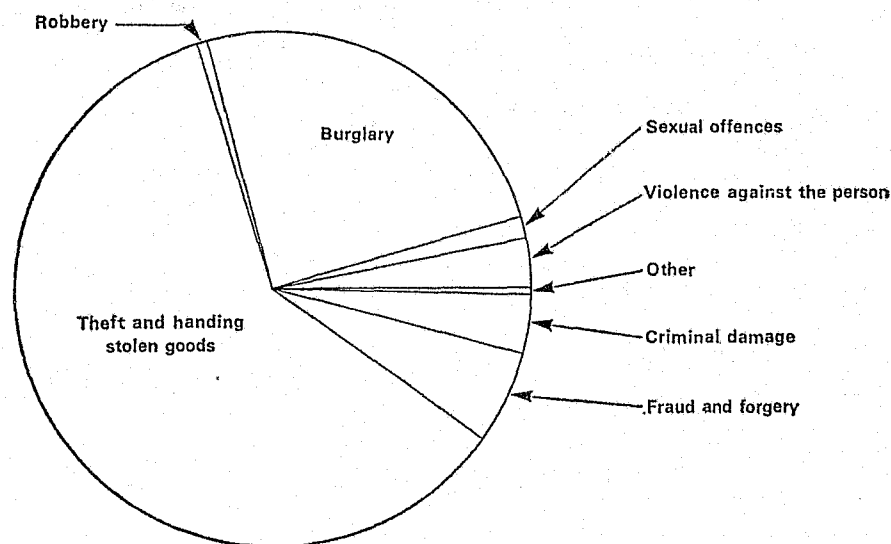
Table 2.1: Indictable offences recorded as known to the police—continued Number of offences

| OFFENCES | 1971 | 1972 | 1973 | 1974 | 1975 |
|--|-----------|-----------|-----------|-----------|-----------|
| OTHER OFFENCES: | | | | | |
| 35 Blackmail | 476 | 692 | 751 | 752 | 782 |
| 62 High treason | — | — | — | — | — |
| 63 Treason felony | — | 1 | — | — | — |
| 64 Riot | 15 | 12 | 18 | 6 | 10 |
| 65 Unlawful assembly | 13 | 3 | 7 | 16 | 6 |
| 66 Other offence against the State or public order | 224 | 247 | 331 | 322 | 340 |
| 67 Perjury | 185 | 261 | 258 | 330 | 333 |
| 68 Libel | 13 | 8 | 19 | 16 | 9 |
| 76 Aiding suicide | 10 | 6 | 5 | 4 | 4 |
| 99 Other indictable offence | 4,639 | 5,651 | 6,444 | 6,745 | 6,961 |
| Sub-total | 5,575 | 6,881 | 7,833 | 8,191 | 8,445 |
| Total | 1,665,663 | 1,690,219 | 1,657,669 | 1,963,360 | 2,105,631 |

2.6 For all major offence groups, other than sexual offences, there was a rise in the number of indictable offences recorded as known to the police between 1974 and 1975, and for the first time the total number of all indictable offences known to the police exceeded 2 million.

2.7 Graph 2.1 shows the distribution of indictable offences over the major offence groups.

Graph 2.1: Indictable offences recorded as known to the police: by offence group 1975

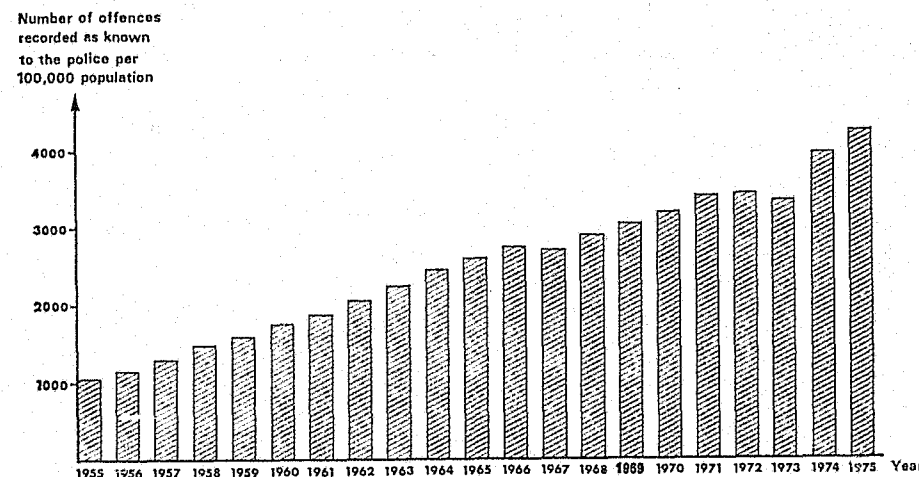


- 2.8 From Graph 2.1 it will be seen that thefts form the largest group, followed by burglaries. In each case the 1975 figures were about 7 per cent higher than those for 1974.
- 2.9 Incidents of "mugging" continue to attract attention in the press and elsewhere but it should be noted that the term "mugging" is not recognized in law: however, mugging offences are likely to have been put into the robbery category by the police. Between 1974 and 1975 there was an increase of 31 per cent in offences of robbery (in which, by definition, violence is involved) and also of "theft from the person of another" in the theft main group (in which violence is not involved).
- 2.10 Offences classed as violence against the person rose by 11 per cent between 1974 and 1975.
- 2.11 If violence against the person, sexual offences and robbery are considered as a group of "offences against the person", a 9 per cent increase in incidence was observed between 1974 and 1975, compared with a 7 per cent increase for "property" offences (if these latter are defined as including burglary, theft, fraud and criminal damage).
- 2.12 Vandalism is of particular current public concern: again the term is not a legal one; such offences are classified as criminal damage, and in the group that includes these offences there was a 17 per cent rise between 1974 and 1975, following a 27 per cent rise between 1973 and 1974.
- 2.13 It is noteworthy that the number of sexual offences remained remarkably constant over the period 1971 to 1975, with an actual fall in the number in both 1974 and 1975 from the figure for the previous year.

Indictable offences recorded as known to the police per 100,000 population

2.14 Graph 2.2 shows the trend in indictable offences recorded as known to the police per 100,000 population during the period 1955 to 1975. In an attempt to obtain comparability, adjustments have been made to the figures of indictable offences recorded as known, to take account, for instance, of the effect of the Theft Act 1968 and of the Criminal Damage Act 1971, and of changes in recording practice over the period.

Graph 2.2: Indictable offences recorded as known to the police per 100,000 population



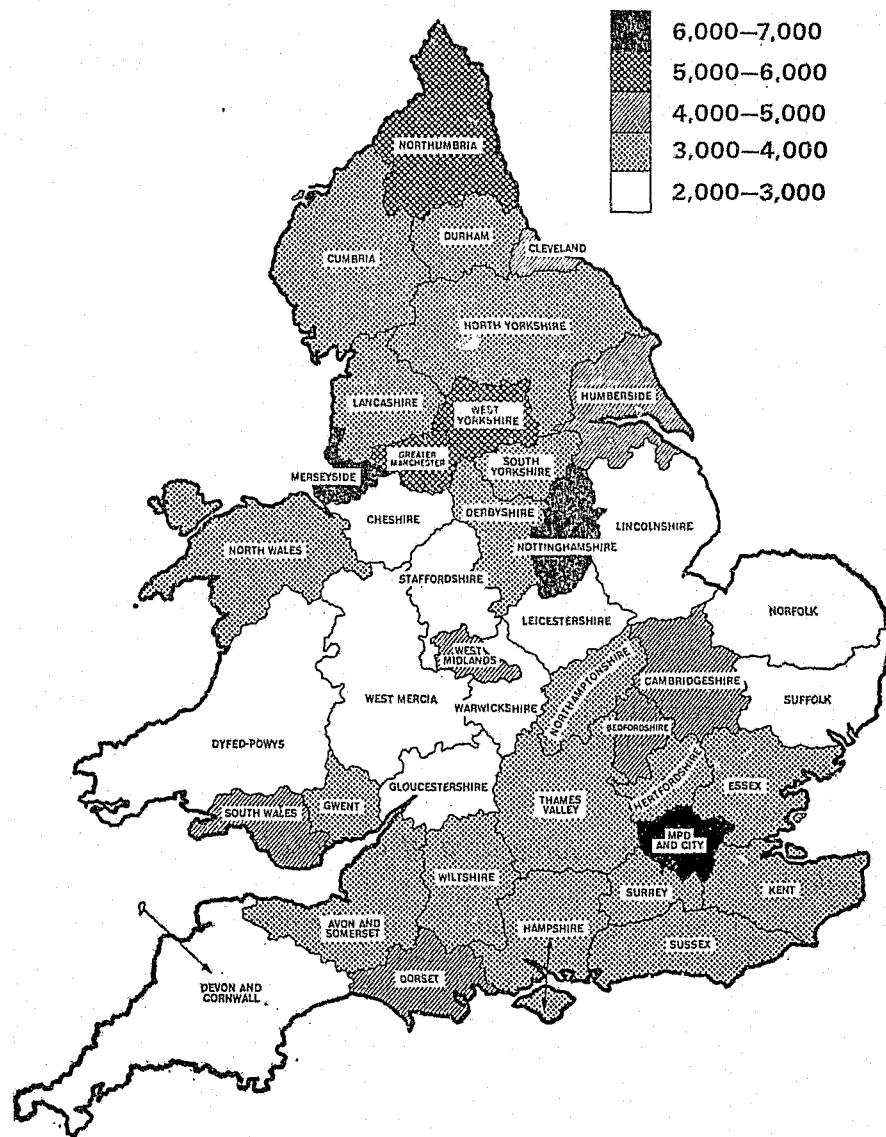
2.15 From the graph it will be seen that the upward trend in indictable offences known to the police, apparently halted in 1972 and 1973, has been resumed.

Distribution by police force area of offences known per 100,000 population

2.16 Map 2.1 shows the distribution of indictable offences over the various police force districts. The total number of indictable offences recorded by the police per 100,000 population is highest in the Metropolitan Police District (with which the City of London has been grouped) and in the areas covered by Merseyside and Nottinghamshire police forces. The incidence is also high in the areas covered by the Northumbria, Greater Manchester and West Yorkshire police. Thus it can be seen that a high crime incidence

is recorded in most, but not all, of the densely populated metropolitan counties. A low crime incidence tends to be observed in rural areas. Some of the differences between police forces may reflect differences in police activity and/or public reaction to crime rather than absolute differences in its incidence.

Map 2.1: Indictable offences recorded as known to the police per 100,000 population: by police force area 1975



2.17 The distribution of offences by police force area varies according to the offence group. For instance, the pattern for offences of violence against the person differs from the pattern for all offences, in that Nottinghamshire, Humberside, Durham, Cleveland and West Yorkshire have a high incidence of offences of violence, whereas London and Merseyside do not. The incidence of sexual offences is more evenly spread over rural and urban forces than is the case with some other offences, e.g. burglary and robbery. Offences of robbery are, as would be expected, more localised in the metropolitan counties and London than are offences in other offence groups.

Value of property stolen

2.18 Table 2.3 shows, for offences of burglary, robbery or theft recorded as known to the police in 1975, the value of property stolen. Under Section 9 of the Theft Act 1968, a person is guilty of burglary if he enters any building as a trespasser with the intention of committing theft, rape, grievous bodily harm or unlawful damage, or, having entered as a trespasser commits or attempts to commit theft or grievous bodily harm; thus for some of the burglaries included in Table 2.3 no property will have been stolen.

2.19 It should be noted that the value of the property recorded is that given by the police in their reports, which may not represent the true value of the goods taken. Credit cards, bank cards, etc., when stolen, are recorded as of nil value, although their potential value if used illegally may be considerable.

2.20 Attempts at burglary, robbery or theft are included with the substantive offence; for attempts, the value of property stolen is recorded as nil.

Table 2.3: Offences of burglary, robbery and theft recorded as known to the police: value of property stolen
1975

| Offence and classification number | Value Stolen | | | | | | | Total |
|---|--------------------|----------------|------------------|--------------------|---------------------|-----------------------|-----------------|------------------|
| | Number of offences | | | | | | | |
| | Nil | Under £5 | £5 and under £25 | £25 and under £100 | £100 and under £500 | £500 and under £1,000 | £1,000 and over | |
| BURGLARY | | | | | | | | |
| 28 Burglary in a dwelling | 47,591 | 24,865 | 54,706 | 54,106 | 42,527 | 8,141 | 5,417 | 237,353 |
| 29 Aggravated burglary in a dwelling | 232 | 33 | 47 | 50 | 38 | 12 | 7 | 419 |
| 30 Burglary in a building other than a dwelling | 70,889 | 41,962 | 60,998 | 55,758 | 36,983 | 6,391 | 4,570 | 277,551 |
| 31 Aggravated burglary in a building other than a dwelling | 57 | 7 | 10 | 9 | 10 | 5 | 8 | 106 |
| Sub-total | 118,769 | 66,867 | 115,761 | 109,923 | 79,558 | 14,549 | 10,002 | 515,429 |
| ROBBERY | | | | | | | | |
| 34 Robbery | 2,071 | 2,672 | 2,515 | 1,878 | 1,176 | 337 | 662 | 11,311 |
| THEFT AND HANDLING STOLEN STOLEN GOODS | | | | | | | | |
| 39 Theft from the person of another | 1,103 | 4,364 | 9,218 | 4,622 | 1,307 | 141 | 96 | 20,851 |
| 40 Theft in a dwelling other than from automatic machine or meter | 885 | 11,013 | 17,359 | 13,707 | 5,789 | 557 | 355 | 49,665 |
| 41 Theft by an employee | 567 | 7,828 | 9,313 | 6,804 | 4,798 | 966 | 1,004 | 31,280 |
| 42 Theft or unauthorised taking from mail | 149 | 961 | 306 | 98 | 47 | 4 | 19 | 1,584 |
| 44 Theft of pedal cycle | 443 | 2,709 | 47,341 | 27,747 | 359 | 3 | — | 78,602 |
| 45 Theft from vehicle | 9,868 | 48,619 | 77,456 | 79,362 | 21,450 | 1,698 | 979 | 239,432 |
| 46 Shoplifting | 4,501 | 118,833 | 38,375 | 10,920 | 2,582 | 205 | 136 | 175,552 |
| 47 Theft from automatic machine or meter | 2,145 | 8,215 | 12,317 | 4,191 | 283 | 11 | 2 | 27,164 |
| 49 Other theft or unauthorised taking | 8,617 | 89,790 | 121,340 | 75,345 | 31,106 | 4,256 | 2,616 | 333,070 |
| Sub-total | 28,278 | 292,332 | 333,025 | 222,796 | 67,721 | 7,841 | 5,207 | 957,200 |
| Total | 149,118 | 361,871 | 451,301 | 334,597 | 148,455 | 22,727 | 15,871 | 1,483,940 |

Offences cleared up

2.21 Of the offences recorded as known to the police, some are said to be "cleared up". They include those for which a person is arrested, summoned or cautioned; those attributed by the police to children under the age of criminal responsibility; those taken into consideration by a court when sentencing an offender who is found guilty on another charge; and some offences of which a person is known or suspected to be guilty but for which he cannot be prosecuted (e.g. because he has died).

2.22 Table 2.4 shows, for each of the years 1971 to 1975, the proportion of indictable offences recorded as known to the police, which were cleared up.

Table 2.4: Indictable offences recorded as known to the police: proportion cleared up
Percentage

| Offence group | Year | | | | |
|---|-----------|-----------|-----------|-----------|-----------|
| | 1971 | 1972 | 1973 | 1974 | 1975 |
| Violence against the person | 82 | 81 | 82 | 80 | 81 |
| Sexual offences | 76 | 77 | 78 | 78 | 78 |
| Burglary | 37 | 37 | 37 | 34 | 34 |
| Robbery | 42 | 43 | 46 | 40 | 40 |
| Theft and handling stolen goods | 43 | 43 | 43 | 42 | 41 |
| Fraud and forgery | 83 | 83 | 82 | 82 | 84 |
| Criminal damage | 34 | 37 | 39 | 38 | 37 |
| Other offences | 92 | 94 | 93 | 91 | 92 |
| Total | 45 | 46 | 47 | 44 | 44 |

CHAPTER 3

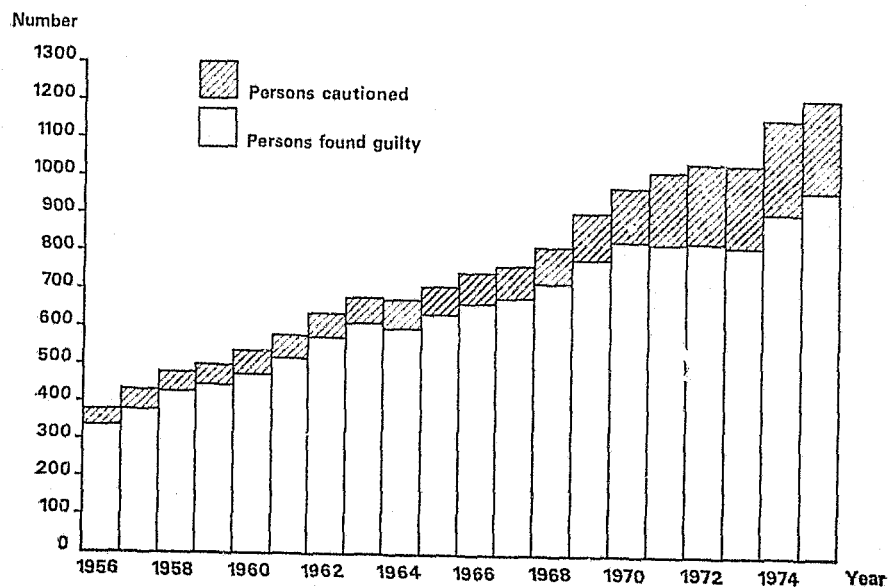
FINDINGS OF GUILT AT MAGISTRATES' COURTS AND AT THE CROWN COURT AND CAUTIONS BY THE POLICE

Persons found guilty or cautioned

3.1 Most offenders who are apprehended, are proceeded against in court but, subject to certain conditions, they may alternatively be given an oral caution by, or on the instructions of, senior police officers. Offenders may be cautioned only if they admit to being guilty of the offence concerned. Some people may admit guilt, although they are not guilty, in order to be cautioned rather than taken to court.

3.2 Graph 3.1 shows the number of persons found guilty of, or cautioned for, indictable offences per 100,000 population over the last 20 years.

Graph 3.1 Persons found guilty of, or cautioned for, indictable offences per 100,000 of the population aged 10 and over



3.3 As the graph shows, over the 20-year period, the number found guilty or cautioned for indictable offences has more than trebled and the use of cautioning has increased markedly. Over the past 5 years, of those persons found guilty or cautioned for indictable offences, about 1 in 5 has been cautioned.

3.4 Table 3.1 shows numbers of persons found guilty or cautioned in 1975, covering all offences.

Table 3.1: Persons found guilty or cautioned: by type of offence and sex
1975
Number of persons

| Type of offence | Found guilty | | | Cautioned | | |
|-------------------------|------------------|----------------|------------------|----------------|---------------|----------------|
| | Males | Females | Total | Males | Females | Total |
| Indictable offences | 342,125 | 60,356 | 402,481 | 76,277 | 25,948 | 102,225 |
| Non-indictable offences | | | | | | |
| —motoring | 1,095,395 | 85,219 | 1,180,614 | * | * | * |
| —non-motoring | 361,357 | 44,227 | 405,584 | 26,695 | 7,447 | 34,142 |
| Total | 1,798,877 | 189,802 | 1,988,679 | 102,972 | 33,395 | 136,367 |

* Oral cautions are not given for motoring offences but written warnings may be given, and 221,239 persons were so dealt with in 1975.

3.5 In 1975 the numbers found guilty or cautioned for indictable offences and for non-indictable (non-motoring) offences was 5 per cent higher than in 1974. For motoring offences there was little change from the 1974 position.

3.6 Table 3.2 shows the number of people found guilty of, or cautioned for, indictable offences in 1975, by age and sex.

Table 3.2: Persons found guilty of, or cautioned for, indictable offences and number per 100,000 population: by age and sex 1975

| Age | Found Guilty | | Cautioned | |
|-----------------|----------------|-------------------------------|---------------|-------------------------------|
| | Number | Number per 100,000 population | Number | Number per 100,000 population |
| MALES | | | | |
| 10. | 1,407 | 333 | 6,260 | 1,484 |
| 11. | 3,388 | 803 | 8,264 | 1,959 |
| 12. | 6,305 | 1,531 | 10,492 | 2,548 |
| 13. | 10,334 | 2,553 | 12,012 | 2,968 |
| 14. | 16,137 | 4,078 | 12,943 | 3,271 |
| 15. | 22,008 | 5,782 | 10,974 | 2,883 |
| 16. | 22,021 | 5,883 | 6,320 | 1,688 |
| 17. | 26,819 | 7,308 | 1,499 | 408 |
| 18. | 25,658 | 7,215 | 878 | 247 |
| 19. | 21,046 | 6,060 | 618 | 178 |
| 20. | 17,075 | 5,029 | 460 | 135 |
| 21 and under 25 | 47,998 | 3,483 | 1,079 | 78 |
| 25 and under 30 | 40,163 | 2,147 | 901 | 48 |
| 30 and under 40 | 43,571 | 1,446 | 976 | 32 |
| 40 and under 50 | 21,621 | 758 | 611 | 21 |
| 50 and under 60 | 11,658 | 411 | 427 | 15 |
| 60 and over | 4,916 | 122 | 1,563 | 39 |
| Total | 342,125 | 1,694 | 76,277 | 378 |
| FEMALES | | | | |
| 10. | 86 | 21 | 1,285 | 321 |
| 11. | 289 | 72 | 2,334 | 583 |
| 12. | 653 | 167 | 3,566 | 910 |
| 13. | 1,348 | 351 | 4,539 | 1,180 |
| 14. | 2,098 | 561 | 4,304 | 1,150 |
| 15. | 2,587 | 721 | 3,226 | 899 |
| 16. | 2,465 | 691 | 1,788 | 502 |
| 17. | 3,290 | 935 | 344 | 98 |
| 18. | 3,064 | 895 | 137 | 40 |
| 19. | 2,582 | 776 | 132 | 40 |
| 20. | 2,302 | 709 | 120 | 37 |
| 21 and under 25 | 7,242 | 543 | 320 | 24 |
| 25 and under 30 | 7,393 | 403 | 369 | 20 |
| 30 and under 40 | 9,982 | 342 | 494 | 17 |
| 40 and under 50 | 6,978 | 246 | 450 | 16 |
| 50 and under 60 | 5,296 | 177 | 543 | 18 |
| 60 and over | 2,701 | 47 | 1,997 | 35 |
| Total | 60,356 | 278 | 25,948 | 120 |

3.7 It is interesting to note from Table 3.2 that, taking findings of guilt and cautions together, the age at which there is the largest number of offenders, both in absolute terms and as a proportion of the population at risk, is 15 for boys and 14 for girls. In 1975, over a third of the number of persons found guilty of, or cautioned for, indictable offences were juveniles—i.e. aged under 17.

3.8 Table 3.3 gives details of those found guilty of, or cautioned for, indictable offences, by offence group, age and sex.

Table 3.3: Persons found guilty of, or cautioned for indictable offences: by offence group, age, and sex 1975

| Offence group | Number | | | | | Proportion of all offences | | | | |
|---------------------------------|---------------|----------------------|----------------------|------------------|----------------|----------------------------|----------------------|----------------------|------------------|------------|
| | Aged under 14 | Aged 14 and under 17 | Aged 17 and under 21 | Aged 21 and over | All Ages | Aged under 14 | Aged 14 and under 17 | Aged 17 and under 21 | Aged 21 and over | All Ages |
| MALES | | | | | | | | | | |
| Violence against the person | 1,253 | 4,830 | 9,375 | 20,982 | 36,440 | 2 | 5 | 10 | 12 | 9 |
| Sexual offences | 418 | 1,809 | 2,247 | 5,814 | 10,288 | 1 | 2 | 2 | 3 | 2 |
| Burglary | 16,390 | 25,226 | 17,677 | 20,508 | 79,801 | 28 | 28 | 19 | 12 | 19 |
| Robbery | 348 | 785 | 1,099 | 1,153 | 3,385 | 1 | 1 | 1 | 1 | 1 |
| Theft and handling stolen goods | 33,381 | 47,973 | 48,310 | 91,348 | 221,012 | 56 | 52 | 52 | 52 | 53 |
| Fraud and forgery | 321 | 927 | 2,810 | 12,400 | 16,458 | 1 | 1 | 3 | 7 | 4 |
| Criminal damage | 6,227 | 8,613 | 11,292 | 16,276 | 42,408 | 11 | 10 | 12 | 9 | 10 |
| Other indictable offences | 124 | 240 | 1,243 | 7,003 | 8,610 | — | — | 1 | 4 | 2 |
| Total | 58,462 | 90,403 | 94,053 | 175,484 | 418,402 | 100 | 100 | 100 | 100 | 100 |
| FEMALES | | | | | | | | | | |
| Violence against the person | 289 | 895 | 592 | 1,762 | 3,538 | 2 | 5 | 5 | 4 | 4 |
| Sexual offences | 8 | 16 | 15 | 57 | 96 | — | — | — | — | — |
| Burglary | 972 | 1,263 | 676 | 663 | 3,574 | 7 | 8 | 6 | 2 | 4 |
| Robbery | 41 | 71 | 67 | 54 | 233 | — | — | 1 | — | — |
| Theft and handling stolen goods | 12,227 | 13,158 | 8,811 | 35,483 | 69,679 | 87 | 81 | 73 | 80 | 81 |
| Fraud and forgery | 134 | 355 | 1,107 | 2,875 | 4,471 | 1 | 2 | 9 | 7 | 5 |
| Criminal damage | 402 | 659 | 543 | 1,576 | 3,180 | 3 | 4 | 5 | 4 | 4 |
| Other indictable offences | 27 | 51 | 160 | 1,295 | 1,533 | — | — | 1 | 3 | 2 |
| Total | 14,100 | 16,468 | 11,971 | 43,765 | 86,304 | 100 | 100 | 100 | 100 | 100 |

3.9 Slightly more than half of all the offences of which males were found guilty or were cautioned, were offences of theft and handling stolen goods; and that was so for all of the age groups shown in Table 3.3. Burglary accounted for 3 out of every 10 offences committed by males aged under 17, 2 out of every 10 offences committed by males aged 17–20 and 1 out of every 10 offences committed by males aged 21 and over. Theft and handling stolen goods, the group that includes shoplifting, was by far the largest offence group for which females were found guilty or cautioned—accounting for 8 out of 10 of all indictable offences for which women were found guilty or cautioned.

Use of cautioning

3.10 Table 3.4 shows for indictable and non-indictable offences, cautions expressed as a percentage of all those found guilty or cautioned, by sex and age.

Table 3.4: Persons cautioned as a percentage of persons found guilty or cautioned: by age, sex and offence group 1975 Percentages

| Offence group | MALES | | | | | FEMALES | | | | |
|--|-----------|-----------------|-----------------|-------------|-----------|-----------|-----------------|-----------------|-------------|-----------|
| | Under 14 | 14 and under 17 | 17 and under 21 | 21 and over | All ages | Under 14 | 14 and under 17 | 17 and under 21 | 21 and over | All ages |
| Indictable offences | | | | | | | | | | |
| Violence against the person | 55 | 21 | 2 | 5 | 8 | 66 | 36 | 9 | 13 | 22 |
| Sexual offences | 73 | 68 | 56 | 12 | 34 | 100 | 75 | 60 | 53 | 61 |
| Burglary | 47 | 20 | 1 | 1 | 16 | 62 | 34 | 4 | 6 | 31 |
| Robbery | 21 | 7 | — | — | 4 | 32 | 23 | — | — | 12 |
| Theft and handling stolen goods | 73 | 42 | 3 | 3 | 22 | 86 | 62 | 6 | 10 | 33 |
| Fraud and forgery | 63 | 36 | 3 | 2 | 5 | 72 | 41 | 5 | 5 | 10 |
| Criminal damage | 57 | 29 | 2 | 2 | 15 | 71 | 36 | 6 | 5 | 20 |
| Other offences | 53 | 20 | 2 | 1 | 3 | 78 | 51 | 4 | 5 | 8 |
| Total indictable offences | 63 | 33 | 4 | 3 | 18 | 83 | 57 | 6 | 10 | 30 |
| Non-indictable offences (excluding motoring offences) | 57 | 32 | 4 | 5 | 7 | 56 | 32 | 27 | 11 | 14 |

3.11 It can be seen from Table 3.4 that there is a greater use of cautioning for young offenders than for older offenders, and for female offenders than for male offenders. It will be noted that sexual offenders, and young persons who have committed offences of theft, are the offenders most likely to be cautioned rather than found guilty after prosecution.

3.12 Table 3.5 shows the variation between different police forces in the proportion of offenders given cautions.

Table 3.5: Persons cautioned as a percentage of persons found guilty or cautioned: by police force area, type of offence and sex 1975 Percentages

| Police Force Area | Indictable offences | | Non-indictable offences (excluding motoring) offences | |
|------------------------------|---------------------|-----------|---|-----------|
| | Males | Females | Males | Females |
| Avon and Somerset | 15 | 26 | 8 | 14 |
| Bedfordshire | 24 | 43 | 12 | 12 |
| Cambridgeshire | 14 | 22 | 15 | 17 |
| Cheshire | 15 | 34 | 11 | 8 |
| Cleveland | 11 | 22 | 9 | 9 |
| Cumbria | 20 | 39 | 12 | 15 |
| Derbyshire | 24 | 38 | 9 | 15 |
| Devon and Cornwall | 28 | 45 | 11 | 22 |
| Dorset | 25 | 41 | 13 | 22 |
| Durham | 15 | 22 | 2 | 7 |
| Essex | 28 | 43 | 8 | 11 |
| Gloucestershire | 22 | 34 | 14 | 6 |
| Greater Manchester | 18 | 31 | 6 | 12 |
| Hampshire | 16 | 35 | 6 | 12 |
| Hertfordshire | 14 | 25 | 5 | 12 |
| Humberside | 16 | 24 | 13 | 12 |
| Kent | 14 | 29 | 8 | 6 |
| Lancashire | 16 | 37 | 14 | 20 |
| Leicestershire | 23 | 33 | 18 | 37 |
| Lincolnshire | 30 | 43 | 22 | 23 |
| London City | 3 | 2 | 1 | 1 |
| Merseyside | 18 | 31 | 6 | 11 |
| Metropolitan Police District | 12 | 14 | 2 | 21 |
| Norfolk | 22 | 37 | 9 | 6 |
| Northamptonshire | 21 | 40 | 5 | 4 |
| Northumbria | 19 | 35 | 3 | 12 |
| North Yorkshire | 21 | 34 | 10 | 9 |
| Nottinghamshire | 25 | 41 | 12 | 21 |
| South Yorkshire | 21 | 39 | 14 | 12 |
| Staffordshire | 20 | 35 | 6 | 13 |
| Suffolk | 30 | 47 | 14 | 23 |
| Surrey | 25 | 43 | 11 | 23 |
| Sussex | 25 | 36 | 8 | 10 |
| Thames Valley | 18 | 31 | 7 | 11 |
| Warwickshire | 18 | 35 | 8 | 12 |
| West Mercia | 23 | 37 | 16 | 19 |
| West Midlands | 17 | 32 | 3 | 17 |
| West Yorkshire | 19 | 28 | 9 | 13 |
| Wiltshire | 35 | 53 | 8 | 8 |
| England | 19 | 31 | 7 | 15 |
| Dyfed-Powys | 25 | 23 | 9 | 9 |
| Gwent | 14 | 17 | 7 | 9 |
| North Wales | 16 | 25 | 19 | 20 |
| South Wales | 9 | 22 | 3 | 6 |
| Wales | 13 | 22 | 7 | 9 |
| England and Wales | 18 | 30 | 7 | 14 |

3.13 The wide variation in police force practice in cautioning rather than prosecuting is clear from Table 3.5. There may, of course, be differences in the types of offences committed and in the age, sex and sophistication of offenders, between different parts of the country, and these are some of the factors that need to be taken into account when considering variability between police forces.

Persons proceeded against

3.14 Tables 3.6 and 3.7 show respectively, for 1975, the number of persons proceeded against at magistrates' courts and at the Crown Court and the results.

Table 3.6: Persons proceeded against at magistrates' courts: by sex, age and result of proceedings 1975 Number of persons

| Type of offence and result of proceedings | MALES | | | | FEMALES | | | |
|--|---------------|-----------------|------------------|------------------|---------------|-----------------|----------------|----------------|
| | Under 17 | 17 and under 21 | 21 and over | All ages | Under 17 | 17 and under 21 | 21 and over | All ages |
| Indictable offences | | | | | | | | |
| Proceedings discontinued | 415 | 233 | 550 | 1,198 | 63 | 24 | 196 | 283 |
| Discharged | 24 | 180 | 633 | 837 | 3 | 22 | 63 | 88 |
| Committed for trial | 1,908 | 17,384 | 39,032 | 58,324 | 148 | 1,261 | 3,781 | 5,190 |
| Charge withdrawn or dismissed | 4,420 | 4,493 | 10,582 | 19,495 | 546 | 531 | 2,749 | 3,826 |
| Hospital or Guardianship Orders | — | 3 | 40 | 43 | — | 2 | 11 | 13 |
| Found guilty | 80,319 | 76,759 | 136,201 | 293,279 | 9,428 | 10,264 | 36,923 | 56,615 |
| Total proceeded against | 87,086 | 99,052 | 187,038 | 373,176 | 10,188 | 12,104 | 43,723 | 66,015 |
| Non-indictable offences (including motoring offences) | | | | | | | | |
| Proceedings discontinued | 421 | 2,769 | 14,847 | 18,037 | 36 | 78 | 955 | 1,069 |
| Discharged | 2 | 10 | 42 | 54 | — | — | 4 | 4 |
| Committed for trial | 141 | 2,789 | 8,776 | 11,706 | 14 | 167 | 523 | 704 |
| Charge withdrawn or dismissed | 1,755 | 5,422 | 41,759 | 48,936 | 137 | 385 | 4,445 | 4,967 |
| Hospital or Guardianship Orders | — | 1 | 19 | 20 | — | — | 3 | 3 |
| Found guilty | 33,433 | 174,263 | 1,249,056 | 1,456,752 | 2,263 | 10,189 | 116,994 | 129,446 |
| Total proceeded against | 35,752 | 185,254 | 1,314,499 | 1,535,505 | 2,450 | 10,819 | 122,924 | 136,193 |

3.15 Of those people dealt with summarily at magistrates' courts for indictable offences about 93% were found guilty; the corresponding figure for non-indictable offences was 96%. From the above table it will be noted that 63,514 people were sent from the magistrates' courts to the Crown Court for trial for indictable offences, and 12,410 for non-indictable offences. These groups of people reappear in Table 3.7 below (they will not be exactly the same people because of the timing of the trials). It should be noted that when the 12,410 people committed for trial by the magistrates' courts for non-indictable offences appeared at the Crown Court for trial, the offence would by definition take on an indictable offence classification.

Table 3.7: Persons tried at the Crown Court: by sex, age and result of proceedings 1975 Number of persons

| Result of proceedings | MALES | | | | FEMALES | | | |
|--|--------------|-----------------|---------------|---------------|------------|-----------------|--------------|--------------|
| | Under 17 | 17 and under 21 | 21 and over | All ages | Under 17 | 17 and under 21 | 21 and over | All ages |
| No prosecution | 8 | 90 | 322 | 420 | 1 | 9 | 56 | 66 |
| Unfit to plead | 1 | 2 | 20 | 23 | — | 1 | 6 | 7 |
| Acquitted | 130 | 1,563 | 7,121 | 8,814 | 14 | 182 | 1,008 | 1,204 |
| Not guilty by reason of insanity | — | 1 | 6 | 7 | — | — | 1 | 1 |
| Found guilty | 1,281 | 13,839 | 33,726 | 48,846 | 98 | 974 | 2,669 | 3,741 |
| Total for trial | 1,420 | 15,495 | 41,195 | 58,110 | 113 | 1,166 | 3,740 | 5,019 |

3.16 At the Crown Court 89% of males aged under 21 were found guilty compared with 82% of males aged 21 and over; for females the respective proportions were 84% and 71%. Of those tried at the Crown Court 15.9% were acquitted. A higher proportion of females was acquitted (24.0%), than of males (15.2%).

3.17 Table 3.8 showing the number of persons found guilty in 1975 by age, sex and type of offence, summarises the statistics presented in Tables I and II.

Table 3.8: Persons found guilty at all courts: by age, sex and type of offence 1975 Number of persons

| Offence group | MALES | | | | FEMALES | | | |
|---|----------------|----------------------|------------------|------------------|---------------|----------------------|------------------|----------------|
| | Aged under 17 | Aged 17 and under 21 | Aged 21 and over | All ages | Aged under 17 | Aged 17 and under 21 | Aged 21 and over | All ages |
| Indictable offences | | | | | | | | |
| Violence against the person | 4,399 | 9,149 | 20,035 | 33,583 | 671 | 536 | 1,541 | 2,748 |
| Sexual offences | 698 | 981 | 5,130 | 6,809 | 4 | 6 | 27 | 37 |
| Burglary | 28,949 | 17,489 | 20,355 | 66,793 | 1,203 | 646 | 624 | 2,473 |
| Robbery | 1,009 | 1,095 | 1,130 | 3,254 | 83 | 67 | 54 | 204 |
| Theft and handling stolen goods | 36,732 | 46,905 | 88,181 | 171,818 | 6,753 | 8,264 | 31,893 | 46,910 |
| Fraud and forgery | 708 | 2,714 | 12,147 | 15,569 | 246 | 1,055 | 2,719 | 4,020 |
| Criminal damage | 8,854 | 11,043 | 16,022 | 35,919 | 535 | 511 | 1,502 | 2,548 |
| Other indictable offences | 251 | 1,222 | 6,907 | 8,380 | 31 | 153 | 1,232 | 1,416 |
| Total indictable offences | 81,600 | 90,598 | 169,927 | 342,125 | 9,526 | 11,238 | 39,592 | 60,356 |
| Non-indictable offences | | | | | | | | |
| Motoring offences | 17,836 | 123,943 | 953,616 | 1,095,395 | 481 | 5,195 | 79,543 | 85,219 |
| Other non-indictable offences | 15,597 | 50,320 | 295,440 | 361,357 | 1,782 | 4,994 | 37,451 | 44,227 |
| Total non-indictable offences | 33,433 | 174,263 | 1,249,056 | 1,456,752 | 2,263 | 10,189 | 116,994 | 129,446 |
| Total found guilty | 115,033 | 264,861 | 1,418,983 | 1,798,877 | 11,789 | 21,427 | 156,586 | 189,802 |

3.18 Persons found guilty of non-indictable motoring offences account for the largest proportion, about 60%, of all those found guilty at all courts. Persons found guilty of theft and handling stolen goods account for the second largest proportion, 11%. Of persons found guilty of non-indictable offences (excluding motoring offences), the largest proportions were found guilty of offences under intoxicating liquor laws or of offences under revenue laws (mainly licensing offences).

3.19 Table V gives details of findings of guilt additional to the principal offence (see paragraph 1.4 for definition).

CHAPTER 4

SENTENCING

Introduction

4.1 It will have been seen from the previous chapter that of the 2.1 million people proceeded against in court, 95 per cent were found guilty. This chapter examines the sentences meted out to these 1,988,679 offenders.

4.2 About 13,000 people found guilty of indictable offences and about 4,000 found guilty of non-indictable offences at magistrates' courts were committed to the Crown Court for sentence. Most of those found guilty of non-indictable offences at magistrates' courts and committed to the Crown Court would at the same time have been committed for sentence on conviction of an indictable offence, i.e. while the non-indictable offence recorded would have been the principal non-indictable offence, it was frequently an additional offence to the principal indictable offence (see paragraph 1.4 for definition of principal offence).

4.3 Several of the tables in this chapter cover the sentencing pattern of the courts over the last 10 years. In considering these tables it should be borne in mind that during the period there were major changes in legislation, and some changes in recording practice. The changes in legislation either resulted in the re-classification of offences from non-indictable to indictable (e.g. those introduced from 1 January 1969, by the Theft Act 1968), or introduced changes in the sentences available to the courts (e.g. those introduced by the Criminal Justice Acts 1967 and 1972). Full details of these changes can be found in the chapters concerning recent legislation in previous volumes of Criminal Statistics.

Sentencing by magistrates' courts

4.4 The following table illustrates the use made of various sentences in 1975 by magistrates when dealing with offenders found guilty of indictable offences.

Table 4.1: Persons sentenced by magistrates' courts for indictable offences: by sentence 1975

| Sentence | Number of persons | Proportion (%) |
|-------------------------|-------------------|----------------|
| Absolute discharge | 3,293 | 1.0 |
| Conditional discharge | 48,391 | 14.4 |
| Probation order | 19,664 | 5.8 |
| Supervision order | 17,061 | 5.1 |
| Fine | 195,121 | 57.9 |
| Attendance centre order | 8,061 | 2.4 |
| Detention centre order | 6,976 | 2.1 |
| Care order | 6,992 | 2.1 |
| Imprisonment: | | |
| Suspended | 15,665 | 4.6 |
| Immediate | 10,805 | 3.2 |
| Otherwise dealt with | 4,845 | 1.4 |
| Total | 336,874 | 100 |

4.5 As will be seen, fines were given to over half the offenders sentenced for indictable offences at magistrates' courts, and 14 per cent were given a conditional discharge.

4.6 The following table illustrates the pattern of sentencing by magistrates over the last 10 years, when dealing with offenders found guilty of indictable offences.

Table 4.2: Persons sentenced for indictable offences by magistrates' courts—proportion receiving each type of sentence

| Sentence | Percentages | | | | | | | | | |
|-----------------------|-------------|------------|------------|------------|------------|------------|------------|------------|------------|------------|
| | 1966 | 1967 | 1968 | 1969 | 1970 | 1971 | 1972 | 1973 | 1974 | 1975 |
| MALES | | | | | | | | | | |
| Absolute discharge | 1 | 1 | 1 | 1 | 1 | 1 | 1 | 1 | 1 | 1 |
| Conditional discharge | 12 | 13 | 14 | 13 | 12 | 12 | 12 | 12 | 13 | 13 |
| Probation order | 16 | 16 | 14 | 14 | 13 | 6 | 6 | 6 | 5 | 5 |
| Supervision order | * | * | * | * | * | 6 | 5 | 6 | 6 | 5 |
| Fine | 53 | 53 | 48 | 51 | 53 | 54 | 56 | 59 | 59 | 58 |
| Approved school | 2 | 2 | 2 | 2 | 2 | * | * | * | * | * |
| Attendance centre | 3 | 3 | 3 | 2 | 3 | 2 | 3 | 3 | 3 | 3 |
| Detention centre | 2 | 2 | 2 | 2 | 2 | 2 | 2 | 2 | 2 | 2 |
| Care order | * | * | * | * | * | 2 | 2 | 2 | 2 | 2 |
| Imprisonment: | | | | | | | | | | |
| Suspended | * | * | 9 | 8 | 8 | 7 | 7 | 4 | 5 | 5 |
| Immediate | 9 | 8 | 5 | 5 | 5 | 5 | 4 | 3 | 3 | 4 |
| Otherwise dealt with | 2 | 2 | 2 | 2 | 2 | 1 | 1 | 1 | 1 | 2 |
| Total | 100 | 100 | 100 | 100 | 100 | 100 | 100 | 100 | 100 | 100 |
| FEMALES | | | | | | | | | | |
| Absolute discharge | 1 | 2 | 2 | 2 | 2 | 2 | 1 | 1 | 1 | 1 |
| Conditional discharge | 19 | 20 | 22 | 22 | 21 | 21 | 20 | 20 | 21 | 22 |
| Probation order | 24 | 23 | 22 | 21 | 19 | 14 | 13 | 13 | 12 | 11 |
| Supervision order | * | * | * | * | * | 5 | 4 | 5 | 5 | 5 |
| Fine | 51 | 51 | 48 | 49 | 52 | 53 | 55 | 54 | 55 | 55 |
| Approved school | 1 | 1 | 1 | 1 | 1 | * | * | * | * | * |
| Care order | * | * | * | * | * | 1 | 1 | 2 | 2 | 2 |
| Imprisonment: | | | | | | | | | | |
| Suspended | * | * | 4 | 3 | 4 | 3 | 3 | 3 | 2 | 2 |
| Immediate | 2 | 2 | 1 | 1 | 1 | 1 | 1 | 1 | 1 | 1 |
| Otherwise dealt with | 1 | 1 | 1 | 1 | 1 | 1 | 1 | 1 | 1 | 1 |
| Total | 100 | 100 | 100 | 100 | 100 | 100 | 100 | 100 | 100 | 100 |

* These sentences were not available in these years.

4.7 Most of the requirements under the Children and Young Persons Act 1969 came into force on 1 January 1971. Under this Act, for young people, supervision orders were substituted for probation orders, and care orders for approved school and "fit person orders".

4.8 The above Table brings out the major drop in the use of probation in 1971, following the coming into force of the Children and Young Persons Act. If probation and supervision orders are considered together, it will be seen that, if anything, there has been a slight drop in the last few years in the proportionate use made of these disposals by magistrates. (See paragraph 4.33 for further information of breaches of probation orders).

4.9 Over the last ten years there has been an increase, both absolutely and as a proportion of all sentences, in the use of fines by magistrates when sentencing those found guilty of indictable offences.

4.10 Over the last eight years there has been a fall in the use of imprisonment, immediate or suspended. Following the introduction of the suspended sentence in 1968 there was an increase in the use made of imprisonment (if immediate and suspended sentences are combined) suggesting that the suspended sentence may have been used not only as an alternative to immediate imprisonment (as was the intention) but also as an alternative to other sentences. (See paragraphs 4.30-4.32 for further information about suspended sentences).

4.11 There was no change over the ten years in the proportion of offenders given a detention centre order. This might, in part, be associated with a limitation on the number of places available in detention centres.

4.12 Further details about the use made by magistrates of some of the disposals introduced by the Criminal Justice Act 1972, are given in the annexes to the main tables and are commented upon in paragraphs 4.36-4.40 of this chapter.

4.13 Turning to non-indictable offences, out of the 1,584,344 persons sentenced for such offences at the magistrates' courts 1,179,533 persons were dealt with for motoring offences and 98 per cent of those found guilty were fined.

4.14 The following table summarises the sentences imposed by magistrates' courts on offenders prosecuted for non-indictable offences (excluding motoring offences).

Table 4.3: Persons sentenced by magistrates' courts for non-indictable offences (other than motoring offences): by sentence
1975

| Sentence | Number of persons | Proportion (%) |
|-------------------------|-------------------|----------------|
| Absolute discharge | 4,762 | 1.2 |
| Conditional discharge | 15,219 | 3.3 |
| Probation order | 3,506 | 0.8 |
| Supervision order | 1,059 | 0.2 |
| Fine | 367,520 | 90.8 |
| Attendance centre order | 434 | 0.1 |
| Detention centre order | 777 | 0.2 |
| Care order | 307 | 0.1 |
| Imprisonment: | | |
| Suspended | 3,206 | 0.8 |
| Immediate | 2,870 | 0.7 |
| Otherwise dealt with | 5,151 | 1.3 |
| Total | 404,811 | 100 |

4.15 The following table gives information for the period 1966-1975 relating to those sentenced for non-indictable offences, (other than motoring offences).

Table 4.4: Persons sentenced for non-indictable offences (other than motoring offences) by magistrates' courts—proportion receiving each type of sentence
Percentages

| Sentence or order | 1966 | 1967 | 1968 | 1969 | 1970 | 1971 | 1972 | 1973 | 1974 | 1975 |
|-----------------------|------------|------------|------------|------------|------------|------------|------------|------------|------------|------------|
| MALES | | | | | | | | | | |
| Absolute discharge | 1 | 1 | 1 | 1 | 1 | 1 | 1 | 1 | 1 | 1 |
| Conditional discharge | 3 | 4 | 4 | 4 | 4 | 4 | 3 | 3 | 3 | 3 |
| Probation order | 2 | 2 | 2 | 1 | 1 | 1 | 1 | 1 | 1 | 1 |
| Supervision order | * | * | * | * | * | * | - | - | - | - |
| Fine | 88 | 89 | 87 | 90 | 90 | 89 | 91 | 91 | 91 | 92 |
| Approved school | - | - | - | - | - | * | * | * | * | * |
| Attendance centre | - | - | - | - | - | - | - | - | - | - |
| Detention centre | 1 | 1 | 1 | - | - | - | - | - | - | - |
| Care order | * | * | * | * | * | - | - | - | - | - |
| Imprisonment: | | | | | | | | | | |
| Suspended | * | * | 2 | 1 | 1 | 1 | 1 | 1 | 1 | 1 |
| Immediate | 3 | 2 | 1 | 1 | 1 | 1 | 1 | 1 | 1 | 1 |
| Otherwise dealt with | 1 | 1 | 1 | 1 | 1 | 1 | 1 | 1 | 1 | 1 |
| Total | 100 | 100 | 100 | 100 | 100 | 100 | 100 | 100 | 100 | 100 |
| FEMALES | | | | | | | | | | |
| Absolute discharge | 3 | 3 | 2 | 2 | 2 | 2 | 2 | 2 | 2 | 2 |
| Conditional discharge | 6 | 6 | 7 | 6 | 6 | 7 | 6 | 7 | 8 | 7 |
| Probation order | 3 | 3 | 4 | 3 | 3 | 3 | 3 | 3 | 3 | 3 |
| Supervision order | * | * | * | * | * | 1 | - | - | - | - |
| Fine | 84 | 84 | 81 | 84 | 85 | 82 | 85 | 84 | 83 | 84 |
| Approved school | - | - | - | - | - | * | * | * | * | * |
| Care order | * | * | * | * | * | - | - | - | - | - |
| Imprisonment: | | | | | | | | | | |
| Suspended | * | * | 2 | 1 | 1 | 2 | 1 | 1 | 1 | 1 |
| Immediate | 2 | 1 | 1 | 1 | 1 | 1 | 1 | 1 | 1 | 1 |
| Otherwise dealt with | 2 | 2 | 3 | 3 | 2 | 2 | 2 | 2 | 2 | 2 |
| Total | 100 | 100 | 100 | 100 | 100 | 100 | 100 | 100 | 100 | 100 |

*These sentences were not available in these years.

4.16 As will be seen, about 90 per cent of males and about 80 per cent of females sentenced in recent years for non-indictable offences, have been fined. For males the proportion fined has increased over the 10-year period whereas for females it has remained fairly constant.

4.17 Disposals other than fines were used to a greater extent by magistrates when dealing with females convicted of non-indictable offences, than when dealing with males—and this is particularly marked with the use of the "conditional discharge".

Sentencing by the Crown Court

4.18 The following table shows the number of offenders sentenced by the Crown Court in 1975, and the proportion receiving each type of sentence.

Table 4.5: Persons sentenced by the Crown Court: by type of sentence
1975

| Sentence or order | Number of persons | Proportion (%) |
|-----------------------|-------------------|----------------|
| Conditional discharge | 3,129 | 4.5 |
| Probation order | 5,819 | 8.3 |
| Supervision order | 368 | 0.5 |
| Fine | 11,650 | 16.6 |
| Care order | 195 | 0.3 |
| Detention centre | 3,143 | 4.5 |
| Borstal training | 8,978 | 12.8 |
| Imprisonment: | | |
| Suspended | 11,609 | 16.6 |
| Immediate | 21,753 | 31.1 |
| Otherwise dealt with | 3,379 | 4.8 |
| Total | 70,023 | 100 |

65.0

4.19 It will be noted that 65 per cent of those sentenced in 1975 at the Crown Court received a custodial sentence—immediate or suspended.

4.20 Table 4.6 illustrates the pattern of sentencing by the Crown Court, over the last 10 years, when dealing with offenders found guilty at the Crown Court or found guilty at magistrates' courts and committed for sentence.

Table 4.6: Persons sentenced by the Crown Court—proportion receiving each type of sentence

Percentages

| | 1966 | 1967 | 1968 | 1969 | 1970 | 1971 | 1972 | 1973 | 1974 | 1975 |
|-----------------------|------------|------------|------------|------------|------------|------------|------------|------------|------------|------------|
| MALES | | | | | | | | | | |
| Conditional discharge | 2 | 3 | 3 | 3 | 3 | 3 | 3 | 3 | 3 | 4 |
| Probation order | 15 | 16 | 13 | 12 | 11 | 10 | 11 | 8 | 8 | 7 |
| Supervision order | * | * | * | * | * | 1 | 1 | 1 | 1 | 1 |
| Fine | 15 | 16 | 10 | 11 | 11 | 13 | 14 | 18 | 18 | 17 |
| Detention centre | 6 | 6 | 5 | 5 | 5 | 5 | 5 | 5 | 5 | 5 |
| Care order | * | * | * | * | * | - | - | - | - | - |
| Borstal training | 15 | 15 | 14 | 15 | 15 | 14 | 13 | 12 | 13 | 13 |
| Imprisonment: | | | | | | | | | | |
| Suspended | * | * | 15 | 14 | 14 | 13 | 14 | 16 | 17 | 16 |
| Immediate | 42 | 40 | 37 | 37 | 38 | 36 | 35 | 33 | 32 | 32 |
| Otherwise dealt with | 4 | 4 | 3 | 3 | 4 | 3 | 3 | 4 | 4 | 5 |
| Total | 100 | 100 | 100 | 100 | 100 | 100 | 100 | 100 | 100 | 100 |
| FEMALES | | | | | | | | | | |
| Conditional discharge | 7 | 8 | 9 | 9 | 10 | 10 | 12 | 10 | 11 | 13 |
| Probation order | 43 | 42 | 36 | 36 | 35 | 34 | 33 | 29 | 28 | 24 |
| Supervision order | * | * | * | * | * | 1 | 1 | 1 | 1 | 1 |
| Fine | 10 | 12 | 8 | 8 | 9 | 11 | 11 | 15 | 16 | 16 |
| Care order | * | * | * | * | * | 1 | 1 | 1 | 1 | 1 |
| Borstal training | 11 | 9 | 9 | 11 | 11 | 10 | 8 | 7 | 7 | 9 |
| Imprisonment: | | | | | | | | | | |
| Suspended | * | * | 14 | 14 | 15 | 14 | 15 | 18 | 19 | 19 |
| Immediate | 21 | 21 | 16 | 17 | 16 | 15 | 16 | 14 | 13 | 14 |
| Otherwise dealt with | 8 | 7 | 7 | 5 | 4 | 4 | 4 | 6 | 4 | 5 |
| Total | 100 | 100 | 100 | 100 | 100 | 100 | 100 | 100 | 100 | 100 |

*These sentences were not available in these years.

4.21 As will be seen, over the period, the Crown Court has been making an increasing use of the fine; has been using probation/supervision for a decreasing proportion of offenders; has been using suspended sentence in an increasing proportion of cases; and has been using immediate imprisonment less frequently. There has been a small but significant increase in the use of conditional discharge by the Crown Court, particularly when dealing with females. There has been a small, but again significant, decrease in the proportionate use of borstal training.

4.22 An examination of the sentencing pattern of the Crown Court indicates that the suspended sentence may have been used in recent years as a substitute for other sentences, as well as for imprisonment (for which it was originally intended as an alternative) but not to such a marked extent as was shown to be the case with magistrates' courts.

Sentencing—by sex and age

4.23 The difference in the sentencing practice of the courts, particularly the Crown Court, in sentencing males and females and in dealing with those aged under 21 and those aged 21 and over is shown in Table 4.7.

Table 4.7: Proportion of persons sentenced: by type of court, sex, age, type of offence and sentence

| Type of offence and sentence | 1975 Percentages | | | | | | | |
|--|---------------------|------------------|---------------|------------------|-----------------|------------------|---------------|------------------|
| | Magistrates' Courts | | | | The Crown Court | | | |
| | Males | | Females | | Males | | Females | |
| | Aged under 21 | Aged 21 and over | Aged under 21 | Aged 21 and over | Aged under 21 | Aged 21 and over | Aged under 21 | Aged 21 and over |
| Indictable offences | | | | | | | | |
| Non-custodial: | | | | | | | | |
| Conditional discharge | 16 | 10 | 25 | 20 | 4 | 3 | 12 | 14 |
| Probation or supervision order | 14 | 6 | 23 | 12 | 12 | 6 | 36 | 19 |
| Fine | 52 | 65 | 44 | 61 | 12 | 18 | 10 | 19 |
| Other | 12 | 3 | 7 | 2 | 6 | 3 | 7 | 5 |
| Custodial: | | | | | | | | |
| Suspended sentence | 1 | 9 | 1 | 3 | 6 | 24 | 7 | 25 |
| Immediate† | 5 | 7 | — | 1 | 60 | 46 | 29 | 19 |
| Total | 100 | 100 | 100 | 100 | 100 | 100 | 100 | 100 |
| Total number of persons sentenced | 149,414 | 131,544 | 19,263 | 36,653 | 22,512 | 38,582 | 1,472 | 2,930 |
| Non-indictable offences | | | | | | | | |
| Non-custodial: | | | | | | | | |
| Absolute or conditional discharge | 5 | 1 | 9 | 3 | 14 | 8 | 12* | 7* |
| Probation or supervision order | 2 | — | 5 | 1 | 7 | 6 | 16* | 24* |
| Fine | 91 | 98 | 83 | 95 | 29 | 25 | 7* | 7* |
| Other | 1 | — | 2 | 1 | 15 | 9 | 15* | 14* |
| Custodial: | | | | | | | | |
| Suspended sentence | — | — | 1 | — | 2 | 10 | 4* | 7* |
| Immediate† | 1 | — | — | — | 33 | 43 | 45* | 41* |
| Total | 100 | 100 | 100 | 100 | 100 | 100 | 100 | 100 |
| Total number of persons sentenced | 204,878 | 1,247,691 | 12,404 | 116,971 | 2,941 | 1,477 | 67 | 42 |

* based on small numbers.

† those sentenced to imprisonment and borstal training and those given a detention centre order.

4.24 Considering indictable offences in 1975, 70 per cent of males aged 21 and over, and 66 per cent of males aged under 21, sentenced at the Crown Court, were given a custodial sentence (immediate or suspended). The proportion of females given custodial sentences for indictable offences by the Crown Court was lower than for males.

4.25 For both males and females sentenced by magistrates, the proportion of those sentenced who were fined was greater for those aged 21 and over, than for those aged under 21. Those aged under 21 being dealt with by magistrates for indictable offences were more likely to be given a conditional discharge or a probation/supervision order than those aged 21 and over, and less likely to be given a custodial sentence. The sentences given to those aged 21 and over may reflect the "sophistication" of these older offenders in that many of them will have more previous convictions than those aged under 21.

4.26 Probation and supervision orders were given more frequently both by magistrates and by judges to those in the younger age group and to females, than to older offenders and to males.

Type of offence and sentence

4.27 The following table shows the pattern of sentencing in 1975.

Table 4.8: Persons sentenced at all courts for indictable offences: by offence group and sex 1975

| Offence group | Number of persons | | |
|---------------------------------|-------------------|---------------|----------------|
| | Males | Females | Total |
| Violence against the person | 33,589 | 2,752 | 36,341 |
| Sexual offences | 6,814 | 37 | 6,851 |
| Burglary | 66,880 | 2,465 | 69,345 |
| Robbery | 3,264 | 204 | 3,468 |
| Theft and handling stolen goods | 171,596 | 46,858 | 218,454 |
| Fraud and forgery | 15,578 | 4,021 | 19,599 |
| Criminal damage | 35,921 | 2,559 | 38,480 |
| Other indictable offences | 8,410 | 1,422 | 9,832 |
| Total | 342,052 | 60,318 | 402,370 |

4.28 Table 4.9 shows, for persons found guilty of indictable offences, a breakdown of the sentences given by the court, according to the offences committed.

Table 4.9: Proportion of persons sentenced at all courts for indictable offences: by type of offence and sentence
1975 Percentages

| Sentence | Offence Group | | | | | | | | Total |
|---|-----------------------------|-----------------|------------|------------|---------------------------------|-------------------|-----------------|---------------------------|------------|
| | Violence against the person | Sexual offences | Burglary | Robbery | Theft and handling stolen goods | Fraud and forgery | Criminal damage | Other indictable offences | |
| MALES | | | | | | | | | |
| Non-custodial: Probation or supervision | 5 | 16 | 16 | 7 | 9 | 8 | 6 | 4 | 10 |
| Fine | 54 | 39 | 27 | 7 | 58 | 49 | 66 | 53 | 51 |
| Other | 17 | 15 | 25 | 15 | 16 | 11 | 19 | 10 | 18 |
| Custodial: Suspended | 9 | 9 | 8 | 5 | 7 | 15 | 3 | 12 | 7 |
| Immediate | 15 | 21 | 24 | 66 | 10 | 17 | 6 | 21 | 14 |
| Total | 100 | 100 | 100 | 100 | 100 | 100 | 100 | 100 | 100 |
| FEMALES | | | | | | | | | |
| Non-custodial: Probation or supervision | 16 | 41 | 35 | 24 | 15 | 22 | 15 | 18 | 17 |
| Fine | 36 | 8 | 19 | 6 | 57 | 38 | 42 | 35 | 52 |
| Other | 37 | 19 | 34 | 22 | 23 | 25 | 37 | 35 | 24 |
| Custodial: Suspended | 6 | 16 | 5 | 10 | 3 | 10 | 2 | 7 | 4 |
| Immediate | 5 | 16 | 7 | 38 | 2 | 5 | 4 | 5 | 3 |
| Total | 100 | 100 | 100 | 100 | 100 | 100 | 100 | 100 | 100 |

4.29 From Table 4.9 it is evident that those found guilty of robbery are more severely sentenced than are persons found guilty of offences covered by other offence groups; these latter including a wide range of offences attracting a range of penalties.

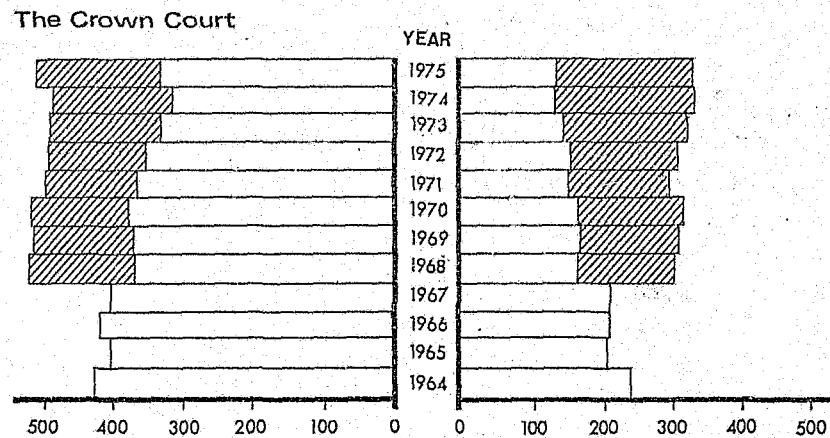
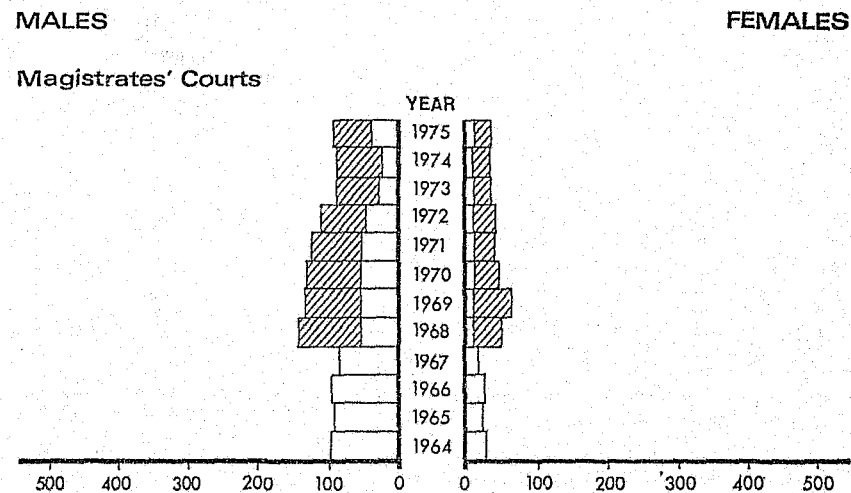
Use of particular sentences

Imprisonment—Suspended and Immediate

4.30 The following graph illustrates the changes observed in the last 12 years in use made of imprisonment, whether immediate or suspended, by magistrates' courts and by the Crown Court, adjusted for changes in the numbers found guilty.

Graph 4.1 Persons sentenced to imprisonment per 1,000 found guilty of indictable offences

IMMEDIATE IMPRISONMENT SUSPENDED SENTENCE



4.30 From Graph 4.2 it will be seen that for males and females found guilty of indictable offences there was an increase in the use of imprisonment in 1975. Since the introduction of the suspended sentence in 1968, the Crown Court has been using this sentence for an increasing proportion of cases, whereas magistrates' courts have been using it for a slightly smaller proportion of cases, particularly in the last 2 or 3 years, as will be seen from Tables 4.2 and 4.6.

Breach of Suspended Sentences

4.31 The following table shows the sentences meted out to those who breach a suspended sentence order.

Table 4.10: Suspended sentence orders: persons dealt with for non-compliance with the terms of the order
1975
Number of persons

| Type of court and age of offender | Breaches (Numbers) | | Prison sentence to take effect | | | | Period of suspension varied | | No order made * | | |
|-----------------------------------|--------------------|---------|--------------------------------|---------|---|---------|-----------------------------|---------|-----------------|---------|--|
| | | | Term of imprisonment unaltered | | Term of imprisonment less than originally imposed | | | | | | |
| | Males | Females | Males | Females | Males | Females | Males | Females | Males | Females | |
| Magistrates' Courts | | | | | | | | | | | |
| 17 and under 21 | 331 | 46 | 262 | 38 | 2 | 1 | 18 | 2 | 49 | 5 | |
| 21 and under 30 | 1,750 | 147 | 1,360 | 112 | 18 | 1 | 78 | 5 | 294 | 29 | |
| 30 and over | 1,443 | 102 | 1,180 | 79 | 9 | 1 | 40 | 7 | 214 | 15 | |
| Total | 3,524 | 295 | 2,802 | 229 | 29 | 3 | 136 | 14 | 557 | 49 | |
| The Crown Court | | | | | | | | | | | |
| 17 and under 21 | 653 | 30 | 360 | 10 | 18 | — | 24 | 1 | 251 | 19 | |
| 21 and under 30 | 3,321 | 109 | 2,372 | 56 | 116 | 9 | 126 | 7 | 707 | 37 | |
| 30 and over | 1,906 | 124 | 1,273 | 61 | 79 | 8 | 77 | 10 | 477 | 45 | |
| Total | 5,880 | 263 | 4,005 | 127 | 213 | 17 | 227 | 18 | 1,435 | 101 | |
| GRAND TOTAL | 9,404 | 558 | 6,807 | 356 | 242 | 20 | 363 | 32 | 1,992 | 150 | |

* Original order to continue.

4.32 If the number of people brought before the court in 1975 for a breach of a suspended sentence order (9,962) is compared with the number given suspended sentences in the last two years, it appears that about one-third of suspended sentences were subsequently breached; and, as will be seen from the above table, in 1975 about 75 per cent of those who breached the order received a sentence of immediate imprisonment. It looks therefore as if about three-quarters of those given suspended sentences were "successful" in that they were not imprisoned for the offence for which they were given the suspended sentence.

Breach of Probation Order

4.33 The use of probation by the courts in sentencing offenders has been discussed earlier in this chapter. The numbers of persons who breached probation orders in 1975, and how the courts dealt with them, are shown in Table 4.11.

Table 4.11: Probation Orders: persons sentenced for failing to comply with the terms of the order
1975
Number of persons

| Type of court and sentence | Males | | Females | |
|----------------------------|---------------|------------------|---------------|------------------|
| | Aged under 21 | Aged 21 and over | Aged under 21 | Aged 21 and over |
| Magistrates' Courts | | | | |
| Conditional discharge | 22 | 26 | 13 | 17 |
| Probation order | 35 | 69 | 18 | 33 |
| Fine | 319 | 392 | 95 | 130 |
| Detention centre | 146 | * | * | * |
| Imprisonment: | | | | |
| Suspended | 13 | 123 | 9 | 33 |
| Immediate | 24 | 332 | 8 | 51 |
| Otherwise dealt with | 80 | 129 | 25 | 64 |
| Total | 639 | 1,071 | 168 | 328 |
| The Crown Court | | | | |
| Conditional discharge | 10 | 10 | 7 | 6 |
| Probation order | 75 | 66 | 19 | 10 |
| Fine | 124 | 73 | 18 | 15 |
| Detention centre | 195 | * | * | * |
| Borstal training | 359 | * | 48 | * |
| Imprisonment: | | | | |
| Suspended | 19 | 121 | 3 | 27 |
| Immediate | 169 | 1,149 | 10 | 74 |
| Otherwise dealt with | 814 | 543 | 85 | 71 |
| Total | 1,765 | 1,962 | 190 | 203 |

* Not applicable to this group.

4.34 Sentences shown in the above table relate to the breach of a probation order and are separate from sentences awarded in connection with fresh offences, if any, committed while on probation and dealt with at the same time. In magistrates' courts the fine is the most frequently used sentence for breach of probation, but it will be noted that at the Crown Court considerable use is made of custodial sentences.

Conditional discharge: failure to comply with order

4.35 Earlier in this chapter the use of conditional discharge orders by the courts has been considered. The number of persons who failed to comply with the terms of a conditional discharge order, and the sentences given to them by the courts are shown in Table 4.12.

Table 4.12: Conditional Discharge Order: persons dealt with for non-compliance with the terms of the order 1975

| Type of court and sentence | Number of persons | | | |
|----------------------------|-------------------|------------------|---------------|------------------|
| | Males | | Females | |
| | Aged under 21 | Aged 21 and over | Aged under 21 | Aged 21 and over |
| Magistrates' Courts | | | | |
| Conditional discharge | 10 | 5 | 1 | 6 |
| Probation order | 22 | 24 | 3 | 28 |
| Fine | 1,518 | 536 | 168 | 253 |
| Detention centre order | 123 | * | * | * |
| Imprisonment: | | | | |
| Suspended sentence | 9 | 102 | 3 | 20 |
| Immediate | 12 | 232 | 2 | 19 |
| Otherwise dealt with | 485 | 72 | 27 | 44 |
| Total | 2,179 | 971 | 204 | 370 |
| The Crown Court | | | | |
| Conditional discharge | 4 | — | 2 | — |
| Probation order | 33 | 11 | 12 | 5 |
| Fine | 259 | 73 | 14 | 9 |
| Detention centre order | 145 | * | * | * |
| Borstal training | 158 | * | 9 | * |
| Imprisonment: | | | | |
| Suspended sentence | 11 | 52 | 5 | 15 |
| Immediate | 105 | 407 | 2 | 22 |
| Otherwise dealt with | 745 | 289 | 60 | 48 |
| Total | 1,460 | 832 | 104 | 99 |

* Not applicable to this group.

4.36 The fine was the most usual sentence given by the courts to those who failed to comply with a conditional discharge order.

Criminal Justice Act 1972: Use made of some disposals

Community Service Order

4.37 By the end of 1975 community service was available in 49 of the 56 probation areas, and 3,126 community service orders were given by the courts: 2,362 at magistrates' courts and 764 at the Crown Court. Details by sex, age and offence type are given in the annexes to the main tables of this volume. There were 90 persons dealt with in 1975 for failing to comply with the terms of a community service order, and of these 70 had failed to comply by committing a fresh offence.

Deferred Sentence

4.38 Persons whose sentences were deferred in 1975, are not included in the main tables for 1975 unless they re-appeared in court in 1975 for sentence after deferment. Table 4.14 shows the number of persons whose sentences were deferred.

Table 4.13: Persons whose sentences were deferred: by sex, type of court and age

| Type of Court | Number of persons | | | |
|---------------------|-------------------|--------------|------------|-------------|
| | Males | | Females | |
| | Under 21 | 21 and over | Under 21 | 21 and over |
| Magistrates' courts | 3,612 | 2,047 | 373 | 373 |
| The Crown Court | 968 | 732 | 83 | 56 |
| Total | 4,580 | 2,779 | 456 | 429 |

4.39 Table 4.14 shows the number of persons who were sentenced in 1975 on reappearance after a deferred sentence (some of these will have been given a deferred sentence in 1974), and the sentences given to them.

Table 4.14: Persons sentenced after deferment: by sex, age and sentence 1975

| Court and sentence on reappearance | Number of persons | | | |
|------------------------------------|-------------------|--------------|------------|-------------|
| | Males | | Females | |
| | Under 21 | 21 and over | Under 21 | 21 and over |
| Magistrates' Courts | | | | |
| Conditional discharge | 488 | 262 | 71 | 63 |
| Probation order | 147 | 209 | 28 | 47 |
| Fine | 627 | 396 | 46 | 44 |
| Detention centre order | 113 | * | * | * |
| Suspended sentence | 72 | 242 | 12 | 30 |
| Immediate imprisonment | 43 | 139 | — | 9 |
| Otherwise dealt with | 329 | 34 | 31 | 9 |
| Total | 1,819 | 1,282 | 188 | 202 |
| The Crown Court | | | | |
| Conditional discharge | 208 | 111 | 12 | 17 |
| Probation order | 230 | 157 | 38 | 20 |
| Fine | 146 | 72 | 5 | 2 |
| Detention centre order | 40 | * | * | * |
| Borstal training | 181 | * | 14 | * |
| Suspended sentence | 65 | 280 | 1 | 21 |
| Immediate imprisonment | 28 | 140 | 1 | 5 |
| Otherwise dealt with | 97 | 35 | 5 | 3 |
| Total | 995 | 795 | 76 | 68 |

* Not applicable to this group.

4.40 Persons sentenced after deferment whether at magistrates' courts or at the Crown Court, as might be expected, were less likely to be fined and more likely to be given a conditional discharge, probation order or a suspended sentence than were persons sentenced immediately on being found guilty.

Other

4.41 Amongst the other disposals introduced by the Criminal Justice Act 1972 were "probation with day training centre order" and "suspended sentence with supervision order". In 1975 day training centres were available in only 4 of the 56 probation areas and 161 such orders were given: 78 at magistrates' courts, and 83 at the Crown Court. The number of suspended sentences with supervision orders given in 1975 was 2,381, of which 2,374 were given at the Crown Court. More details of these disposals showing sex, age of the offender and type of offence are given in the annexes to the main tables in this volume.

CHAPTER 5

HOMICIDE

Introduction

- 5.1 The term "homicide" is used to cover murder, manslaughter and infanticide. As it is not, in general, possible to distinguish between these three offences in the absence of court proceedings (although the police give a provisional classification when the crime is initially recorded) no distinction has been made between the three offences unless there has been a court decision.
- 5.2 A separate offence of homicide is counted for each individual victim. In an incident in which more than one person was killed, the number of homicides recorded would be the total number of persons killed.
- 5.3 Manslaughter is divided into "Section 2 manslaughter" and "Other manslaughter". Section 2 of the Homicide Act 1957 makes it possible for a person, who might otherwise have been convicted of murder, to be found guilty of manslaughter on grounds of diminished responsibility.
- 5.4 When a court decision has been reached, an offence is classified as murder, section 2 manslaughter, other manslaughter, infanticide, lesser offence or no offence, according to the court decision. If there is more than one defendant, and the court decisions for the defendants differ, the most serious of the possible classifications (using the order given in the preceding sentence) is allocated to the offence.
- 5.5 If no court decision is reached, the reason for this is shown and the offence remains currently* recorded as homicide. Possible reasons for no court decision being reached include: suspect died, suspect committed suicide, suspect found insane, no further proceedings to be brought against suspect, and no suspect. The definition of "suspect" is: a person who (a) has been arrested in respect of the offence and has not since been acquitted or discharged in circumstances indicating that he or she was not connected with it; or (b) is suspected by the police of having committed the offence, but is known to have died or committed suicide prior to arrest. Where an incident is currently shown as involving "no suspect", one or more suspects may later be recorded. "No further proceedings brought against the suspect" may apply either because the suspect is already serving or liable to serve a long term of imprisonment on some other count, or because the advice of the Director of Public Prosecutions is that no useful purpose would be served thereby. If one suspect has committed suicide, been found insane or has died, and all other suspects have been found guilty of a lesser offence than homicide or of no offence, the offence is still classed as homicide.
- 5.6 The years shown in the tables in this chapter are those in which the offences of homicide were recorded as known to the police.

* Throughout this chapter, "currently" means "as at 1 June 1976".

Offences recorded by the police as homicide

5.7 In Table 5.1 below, offences recorded by the police in 1975 as homicide are sub-divided into those cases which are currently recorded as homicide (showing the reasons for so recording them) and those no longer recorded as homicide (showing why they have ceased to be so recorded).

Table 5.1: Offences initially recorded by the police as homicide: by current classification
Number of offences

| Year of recording | 1967 | 1968 | 1969 | 1970 | 1971 | 1972 | 1973 | 1974* | 1975* |
|---|------|------|------|------|------|------|------|-------|-------|
| Initially recorded by police as homicide | 414 | 420 | 395 | 396 | 459 | 480 | 465 | 599 | 510 |
| Currently recorded as homicide | 354 | 360 | 332 | 342 | 407 | 410 | 391 | 527 | 451 |
| Decided by court to be: | | | | | | | | | |
| Murder | 66 | 73 | 69 | 91 | 85 | 88 | 82 | 148 | 84 |
| Section 2 manslaughter | 56 | 56 | 64 | 66 | 78 | 93 | 82 | 105 | 78 |
| Other manslaughter | 113 | 114 | 117 | 111 | 134 | 137 | 142 | 169 | 166 |
| Infanticide | 19 | 26 | 17 | 15 | 17 | 18 | 9 | 16 | 6 |
| Court decision pending | — | — | — | — | — | — | — | 7 | 34 |
| No court decision because: | | | | | | | | | |
| Suspect died | 1 | 2 | — | 2 | 1 | 5 | 3 | 4 | 2 |
| Suspect committed suicide | 53 | 45 | 28 | 19 | 41 | 27 | 29 | 29 | 24 |
| Suspect found insane | 13 | 8 | 10 | 5 | 14 | 10 | 6 | 5 | 5 |
| No further proceedings | 9 | 6 | 10 | 10 | 5 | 10 | 3 | 11 | 9 |
| No suspect | 24 | 30 | 17 | 23 | 32 | 22 | 35 | 33 | 43 |
| Number of offences currently recorded as homicide per million of population | 7.3 | 7.4 | 6.8 | 7.0 | 8.3 | 8.4 | 8.0 | 10.7 | 9.2 |
| No longer recorded as homicide | 60 | 60 | 63 | 54 | 52 | 70 | 74 | 72 | 59 |
| Decided by court to be lesser offence | 22 | 23 | 21 | 14 | 16 | 23 | 17 | 21 | 20 |
| Decided by court to be no offence on grounds of: | | | | | | | | | |
| Self-defence | 16 | 17 | 16 | 11 | 13 | 12 | 28 | 17 | 17 |
| Accident | 16 | 19 | 21 | 26 | 19 | 29 | 19 | 28 | 16 |
| Other grounds | 6 | 1 | 5 | 3 | 4 | 6 | 10 | 6 | 6 |

5.8 Table 5.1 shows that of the 510 homicides initially recorded by the police, 451 are currently recorded as homicide. This represents a decrease of 12 per cent from the figure (535) recorded as homicide at the time the 1974 publication went to press (which subsequently became the 527 currently recorded as homicide shown in Table 5.1).

5.9 It will be noted that court decisions are still pending relating to 34 homicides initially recorded as such in 1975 (and 7 are still pending for 1974); only when these decisions are known can a proper comparison be made of the number of murders, manslaughters and infanticides in the year concerned, with those in other years. When those decisions, recorded as pending, are finally taken there may be a reduction in the number of homicides and an increase in the number no longer recorded as homicide.

5.10 Some alleged offences provisionally recorded by the police as homicide are, on investigation or after a coroner's inquest, written off as "no crime". They do not appear in the published Criminal Statistics, unless they are written off after the end of the year of recording; in that event, such cases will appear only in the first line of Table 2.1, which reports the situation at the close of each year. They will not appear in the first line of Table 5.1

5.11 Tables 5.2, 5.3 and 5.4 give further details about the 451 offences currently recorded as homicide shown in Table 5.1.

Sex and age of victim

5.12 Table 5.2 shows the sex and age of the victims of those offences, recorded in 1975, which are currently recorded as homicide. It also shows the number of victims per million population in each age group.

Table 5.2: Offences currently recorded as homicide: by sex and age of victim
1975

| Age of victim | Number of victims | | | Number of victims per million population in age group | | |
|-----------------------|-------------------|------------|------------|---|------------|------------|
| | Males | Females | Total | Males | Females | Total |
| Under 1 year | 14 | 17 | 31 | 44.1 | 57.1 | 50.4 |
| 1 and under 5 years | 17 | 10 | 27 | 11.7 | 7.3 | 9.6 |
| 5 and under 16 years | 10 | 12 | 22 | 2.3 | 2.8 | 2.5 |
| 16 and under 30 years | 62 | 53 | 115 | 12.3 | 10.9 | 11.6 |
| 30 and under 50 years | 81 | 53 | 134 | 13.8 | 9.2 | 11.5 |
| 50 years and over | 65 | 57 | 122 | 9.5 | 6.5 | 7.8 |
| Total | 249 | 202 | 451 | 10.4 | 8.0 | 9.2 |

5.13 The table shows that a child under 1 year has a much greater risk of becoming a victim of homicide than does someone in another age group. There is, overall, a preponderance of male victims over female.

Relationship of victim to principal suspect

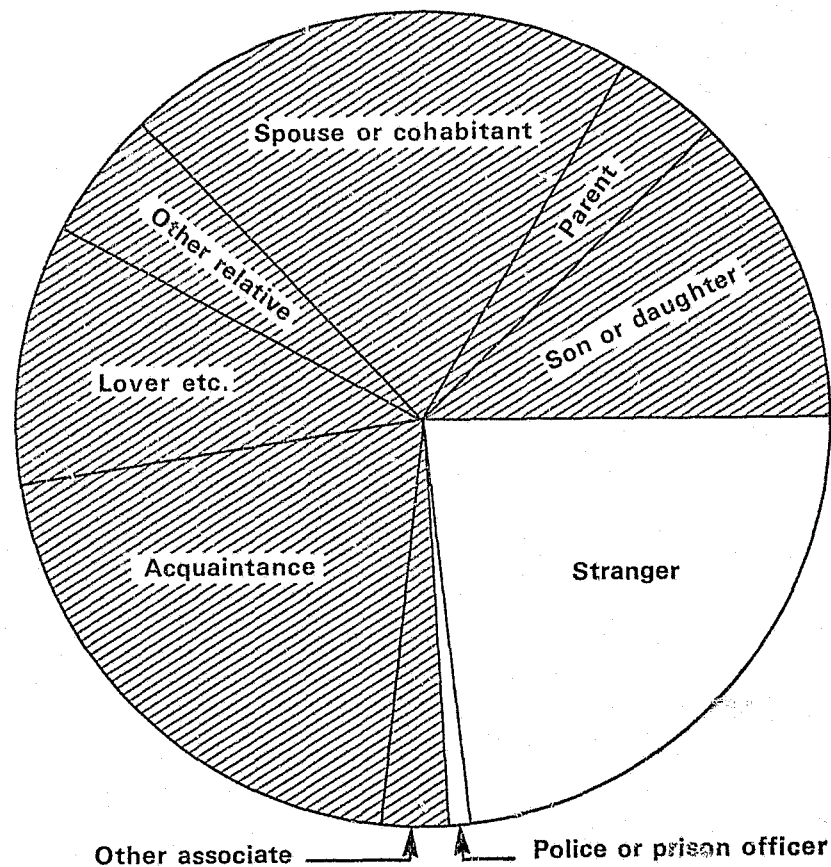
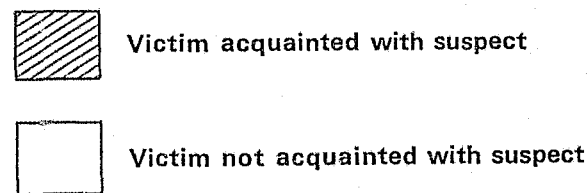
5.14 Table 5.3 shows, for those offences recorded in 1975 which are currently recorded as homicide, the relationship of the victim to the principal suspect. For those offences where a court decision is pending or for which there has been no court decision, the principal suspect is taken to be the person so regarded by the police. Where it has been established that no relationship existed, figures are shown under "Stranger". Until a case is cleared up, the relationship is classified as "Not known".

Table 5.3: Offences currently recorded as homicide: by relationship of victim to principal suspect 1975

| Relationship | Number of offences |
|--------------------------|--------------------|
| Son or daughter | 54 |
| Parent | 18 |
| Spouse or cohabitant | 85 |
| Other relative | 22 |
| Lover, etc. | 42 |
| Acquaintance | 87 |
| Other associate | 12 |
| Police or prison officer | 3 |
| Stranger | 96 |
| Not known | 32 |
| Total | 451 |

5.15 Graph 5.1 shows the distribution of offences, by relationship of victim to the principal suspect for those offences where this relationship is known. It will be seen that in 76 per cent of the offences the victim is acquainted with the suspect, and in 53 per cent the victim is a relative, lover or cohabitant.

Graph 5.1 Offences currently recorded as homicide: relationship of victim to principal suspect—where known 1975



Method used in killing

5.16 Table 5.4 shows, for offences recorded in 1975, the method apparently used in the killings. A sharp instrument was the commonest weapon used. In 1975, a larger proportion of killings resulted from hitting, kicking, etc. and a smaller proportion resulted from explosions, than was the case in 1974.

Table 5.4: Offences currently recorded as homicide: by apparent method of Killing 1975

| Apparent method | Number of offences |
|--|--------------------|
| By sharp instrument | 140 |
| By blunt instrument | 41 |
| By hitting, kicking, etc. | 95 |
| By strangulation/ asphyxiation | 71 |
| By shooting | 43 |
| By explosion | 9 |
| Other | 46 |
| Not known | 6 |
| Total | 451 |

Incidents involving homicide

5.17 A single incident may involve more than one victim, and there may be several people jointly regarded as suspects. In 1975 the 451 offences currently recorded as homicide were committed in 427 incidents involving 454 suspects.

5.18 Table 5.5 gives the number of incidents resulting in offences currently recorded as homicide. Also shown are how many victims and how many suspects were involved.

Table 5.5: Offences currently recorded as homicide: showing number of suspects incidents and victims 1975

| Suspects | No. of suspects | Incidents | | | | Victims |
|--------------------------------|-----------------|----------------------------|-----------|---------------------|---------------|----------------|
| | | No. of incidents involving | | | | |
| | | 1 victim | 2 victims | More than 2 victims | All incidents | No. of victims |
| No suspect yet | — | 41 | 1 | — | 42 | 43 |
| 1 suspect | 346 | 333 | 10 | 3 | 346 | 367 |
| 2 suspects | 44 | 22 | — | — | 22 | 22 |
| More than 2 suspects | 64 | 15 | 2 | — | 17 | 19 |
| Total | 454 | 411 | 13 | 3 | 427 | 451 |

Circumstance of offence

Acts of terrorism

5.19 During 1975, 10 offences of homicide took place which were attributed to acts of terrorism; 9 of these were by explosion and 1 was by shooting. There were 8 separate incidents. These figures compare with those of 1974 in which there were 42 deaths by explosion and 1 by shooting—arising from 7 separate incidents.

Additional offences committed

5.20 A total of 43 of the 451 offences currently recorded as homicide occurred "in the course or furtherance of theft", and 4 took place while the suspect was resisting arrest.

Location

5.21 237 of the offences took place in the home of the victim.

Suspects and how they were dealt with

5.22 Further information about suspects is given in Tables 5.7 and 5.8. The number of suspects differs from the number of offences because one suspect may be involved in several offences of homicide, or several suspects in one offence of homicide, or there may be no suspect for some offences.

5.23 Table 5.6 covers all persons who have at any time been suspects (as defined in paragraph 5.5) of offences initially recorded by the police as homicide. In this table, persons suspected of being guilty of offences recorded by the police as homicide are shown according to whether or not they were committed for trial. Persons so committed are shown by whether they were committed for trial for homicide, or for a lesser offence; for persons not so committed the reason for this non-committal is shown.

5.24 The number of suspects committed for trial for homicide shown in Table 5.6 does not agree with the number of persons committed for trial for homicide shown in Table I because of the interval between the recording of the offence by the police and the conclusion of proceedings at the magistrates' courts.

Table 5.6: Persons suspected of committing offences initially recorded by the police as homicide: by outcome of committal proceedings or investigation

| Outcome | Number of suspects | | | | |
|-------------------------------------|--------------------|------------|------------|------------|------------|
| | 1971 | 1972 | 1973 | 1974 | 1975 |
| Committed for trial: | | | | | |
| for homicide | 414 | 452 | 428 | 531 | 478 |
| for lesser offence | — | 2 | — | 10 | 8 |
| Not committed for trial: | | | | | |
| Committed suicide or died | 24 | 24 | 25 | 20 | 23 |
| Not proceeded against | 3 | 8 | 1 | 9 | 6 |
| Discharged | 13 | 11 | 21 | 16 | 7 |
| Pending | — | — | — | — | 36 |
| On other grounds | — | 3 | 3 | 1 | 3 |
| Total | 454 | 500 | 478 | 587 | 561 |

5.25 Table 5.7 shows the number of persons indicted for homicide. The difference between the numbers committed for trial (shown in Table 5.6) and the numbers indicted (shown in Table 5.7) arises from:

- (i) the interval between committal for trial and the commencement of the Crown Court proceedings;
- (ii) the death of suspect(s) between committal and indictment;
- (iii) the original committal or indictment being for an offence other than homicide; or
- (iv) the accused being committed directly to the Crown Court by a coroner's court.

5.26 Table 5.7 includes all those indicted for murder, manslaughter or infanticide even if, as a result of the court decision, the offence is no longer currently recorded as homicide.

5.27 The number of suspects in Table 5.6 disagrees with the numbers of persons for trial shown in Table II for a number of reasons:

- (a) There is an interval between the recording of the offence by the police and the conclusion of court proceedings;
- (b) Table II is on a principal offence basis (see paragraph 1.4).
- (c) In Table II a person indicted for an offence of homicide and found guilty of a lesser offence would be shown under the heading of the lesser offence, whereas in Table 5.7 such a person would be shown as indicted for a homicide offence and as convicted for a lesser offence;
- (d) The results of appeals have been taken into account in preparing Table 5.7.

Table 5.7: Persons indicted for homicide: by offence and result of court proceedings

| | Number of persons | | | | |
|--|-------------------|------------|------------|------------|------------|
| | 1971 | 1972 | 1973 | 1974 | 1975 |
| Indicted for: | | | | | |
| Murder | 331 | 354 | 342 | 420 | 372 |
| Manslaughter | 63 | 77 | 77 | 99 | 78 |
| Infanticide | 18 | 17 | 8 | 14 | 2 |
| Total | 412 | 448 | 427 | 533 | 452 |
| Not tried: count to remain on file | 2 | 3 | 3 | 3 | 3 |
| Found unfit to plead | 7 | 6 | 4 | 3 | 4 |
| Found not guilty by reason of insanity | 1 | 2 | 1 | 2 | 1 |
| Convicted of: | | | | | |
| Murder | 88 | 86 | 84 | 137 | 86 |
| Manslaughter (s2) | 72 | 85 | 77 | 96 | 74 |
| Manslaughter (other) | 144 | 150 | 152 | 186 | 185 |
| Infanticide | 18 | 18 | 9 | 15 | 5 |
| Lesser offence | 30 | 22 | 29 | 28 | 35 |
| Acquitted | 50 | 76 | 68 | 63 | 59 |

CHAPTER 6

INDICTABLE OFFENCES RECORDED AS KNOWN TO THE POLICE IN WHICH FIREARMS WERE INVOLVED

6.1 Throughout this chapter the information relates to indictable offences recorded as known to the police (see paragraph 1.1 for definition). The type of weapon shown is that reported by the police to have been involved.

Indictable offences in which firearms were used

6.2 Table 6.1 gives the number of indictable offences recorded as known to the police, in which firearms were reported to be used. The term "used" includes cases where the firearm is fired, used as a blunt instrument to cause injury or damage, or used as a threat. Air pistols, air rifles and air guns are classified as "air weapons". Imitation and alleged weapons are classified as "other".

Table 6.1: Indictable offences recorded as known to the police in which firearms were reported to have been used:
by type of weapon and offence
1975

| Type of weapon | Type of offence | | | | | | Total |
|----------------------------------|-----------------------------|--------------|-----------|------------|-----------------|-----------|--------------|
| | Violence against the person | | Burglary | Robbery | Criminal damage | Other | |
| | Homicide | Other | | | | | |
| Air weapon | 2 | 1,795 | 31 | 94 | 550 | 46 | 2,518 |
| Long-barrelled shotgun | 23 | 170 | 12 | 184 | 35 | 13 | 437 |
| Sawn-off shotgun | 6 | 19 | 6 | 112 | — | 5 | 148 |
| Pistol | 13 | 76 | 11 | 365 | 3 | 7 | 475 |
| Rifle | 2 | 34 | 2 | 14 | 13 | 1 | 66 |
| Other | — | 39 | 15 | 180 | 2 | 11 | 247 |
| Total | 46 | 2,133 | 77 | 949 | 603 | 83 | 3,891 |

6.3 In 1975, air weapons were used in 65 per cent of offences in which the use of firearms was reported. It will be seen from Table 6.1 that the type of weapon used varied with the type of offence. For homicide, the most frequently used fire arm was a long-barrelled shotgun, whereas for robbery the type most frequently used was the pistol.

6.4 Table 6.2 shows the number of offences in which firearms were reported as having caused injury. The age of offender, where known, is also shown.

Table 6.2: Indictable offences in which firearms were reported to have been used and to have caused injury: by age of offender, injury and type of weapon used
1975

| Age of offender and degree of injury | Type of weapon | | | | Total |
|--------------------------------------|----------------|------------|-----------|-----------|--------------|
| | Air weapon | Shotgun | Pistol | Other | |
| Aged under 17: | | | | | |
| Fatal injury | — | — | 1 | — | 1 |
| Serious injury | 64 | — | 2 | 5 | 71 |
| Slight injury | 725 | 1 | 2 | 6 | 734 |
| Sub-total | 789 | 1 | 5 | 11 | 806 |
| Aged 17 and under 21: | | | | | |
| Fatal injury | 1 | 1 | — | 1 | 3 |
| Serious injury | 28 | 3 | 1 | 1 | 33 |
| Slight injury | 191 | 3 | 2 | 6 | 202 |
| Sub-total | 220 | 7 | 3 | 8 | 238 |
| Aged 21 and over: | | | | | |
| Fatal injury | — | 27 | 9 | 1 | 37 |
| Serious injury | 21 | 39 | 14 | 4 | 78 |
| Slight injury | 95 | 44 | 16 | 12 | 167 |
| Sub-total | 116 | 110 | 39 | 17 | 282 |
| Age not known: | | | | | |
| Fatal injury | 1 | 1 | 3 | — | 5 |
| Serious injury | 25 | 10 | 9 | 2 | 46 |
| Slight injury | 539 | 40 | 34 | 15 | 628 |
| Sub-total | 565 | 51 | 46 | 17 | 679 |
| All ages: | | | | | |
| Fatal injury | 2 | 29 | 13 | 2 | 46 |
| Serious injury | 138 | 52 | 26 | 12 | 228 |
| Slight injury | 1,550 | 88 | 54 | 39 | 1,731 |
| TOTAL | 1,690 | 169 | 93 | 53 | 2,005 |

6.5 From Table 6.2 it will be seen that during 1975, firearms were reported as having been used and as having caused injury in 2,005 offences (46 of them fatal). Air weapons were reported as used in 84 per cent of these offences, nearly always causing only slight injury. Of air weapon offences committed by persons whose age is known, 90 per cent were committed by persons under 21.

6.6 Of offences where firearms other than air weapons were used, 57 per cent involved slight, 29 per cent serious and 14 per cent fatal, injury; of such offences committed by persons whose age is known, 83 per cent were committed by older persons, i.e. those aged 21 and over.

Indictable offences in which firearms were carried but not used

6.7 The term "carried but not used" means that the firearm was reported to have been in the possession of an offender during the commission of an offence but not to have been used even to threaten, so that the existence of the weapon would have been unknown to the victim. During 1975, there were 149 cases in which offences, other than firearm offences, were committed and it was found that the suspect had a firearm which was not used. In 56 per cent of these 149 cases, the offence concerned was violence against the person; in 20 per cent the offence was burglary, and in 18 per cent, robbery.

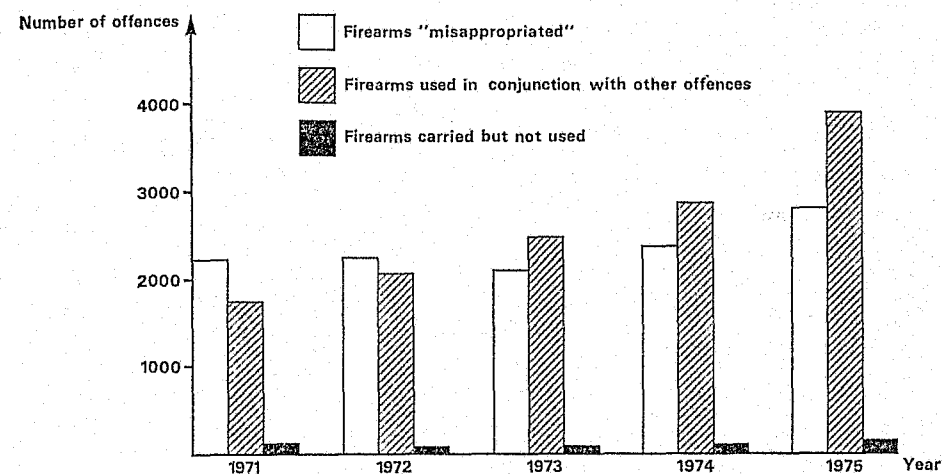
Indictable offences of "misappropriating" firearms

6.8 A further group of offences involving firearms comprises those in which a firearm was "misappropriated". The term "misappropriated" includes stolen, obtained by fraud or forgery or handled dishonestly, i.e. the involvement of the firearm was as a piece of property. This group does not include offences under the Firearms Act 1968. In 1975 there were 2,639 offences recorded as known to the police in which firearms were "misappropriated". Of these, 1,397 offences involved air weapons and 1,242 involved other types of firearm. These figures represent an increase, compared with 1974, of 12 per cent overall; of 24 per cent in offences involving air weapons and of less than 1 per cent in offences involving other types of firearm.

Comparison with earlier years

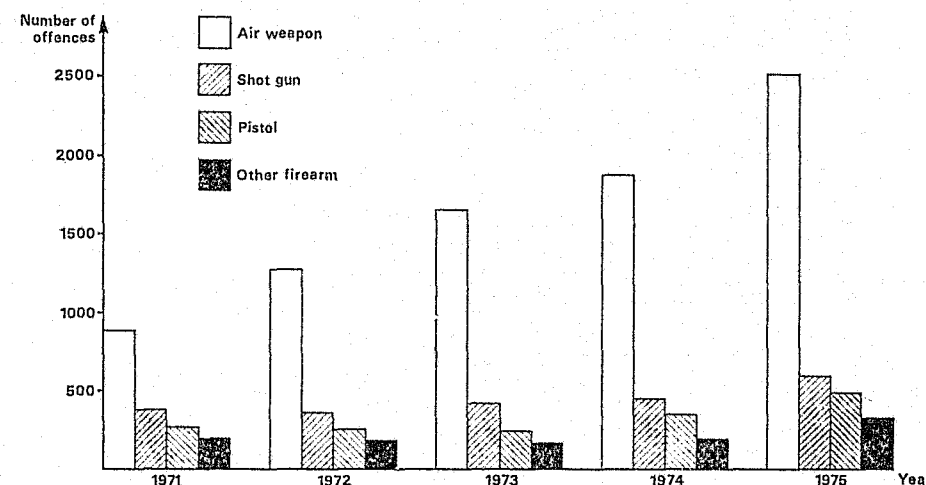
6.9 Graph 6.1 shows the numbers of indictable offences recorded by the police in which firearms were used; indictable offences in which they were carried but not used; and those where firearms were "misappropriated". There was a 36 per cent increase in the number of indictable offences recorded as known to the police in which firearms were used between 1974 and 1975. Over the same period there was a 7 per cent increase in the total number of indictable offences recorded as known to the police.

Graph 6.1 Indictable offences recorded as known to the police in which firearms were reported to have been involved 1971-1975



6.10 Graph 6.2 illustrates changes in the type of weapon reported to have been used. It will be noted that the most rapid increase has been in the use of air weapons.

Graph 6.2 Offences in which firearms were reported to have been used: by type of weapon



6.11 Table 6.3 shows, by type of offence, the number of offences in which firearms were used. Between 1974 and 1975, with the exception of homicide, there were increases in each type of offence where firearms were used, and the percentage increase was particularly high (79 per cent) in the case of burglary.

Table 6.3: Indictable offences recorded as known to the police in which firearms were reported to have been used:
by type of offence

| Year | Type of offence | | | | | | Total offences |
|------|-----------------------------|-------|----------|---------|-------------------------------|-------|----------------|
| | Violence against the person | | Burglary | Robbery | Malicious or criminal damage* | Other | |
| | Homicide | Other | | | | | |
| 1971 | 38 | 1,036 | 41 | 572 | 25 | 23 | 1,735 |
| 1972 | 31 | 1,258 | 45 | 533 | 178 | 26 | 2,071 |
| 1973 | 32 | 1,616 | 36 | 484 | 269 | 43 | 2,480 |
| 1974 | 51 | 1,651 | 43 | 645 | 410 | 55 | 2,855 |
| 1975 | 46 | 2,133 | 77 | 949 | 603 | 83 | 3,891 |

* For 1971, offences where the estimated value of property damaged was less than £100 are excluded. From 1972, offences where the estimated value of property damaged was £20 or less are excluded.

6.12 If indictable offences recorded by the police in which firearms were reported to have been used are expressed as a proportion of all offences in the offence group concerned, then, for burglary, criminal damage and the 'other' group shown in Table 6.3, the proportion is less than 1 per cent. However, as is shown in Table 6.4 below for the groups homicide, other violence against the person, and for robbery, the proportion is much greater and a marked increase is shown in 1975 over the proportion observed in previous years.

Table 6.4: Certain indictable offences recorded as known to the police: proportion of offences in which firearms were reported to have been used:
by offence group

| Year | Type of offence | | | Percentage |
|------|-----------------------------|-------|---------|------------|
| | Violence against the person | | Robbery | |
| | Homicide | Other | | |
| 1971 | 8.3 | 2.2 | 7.7 | |
| 1972 | 6.5 | 2.4 | 6.0 | |
| 1973 | 6.9 | 2.7 | 6.6 | |
| 1974 | 8.5 | 2.6 | 7.4 | |
| 1975 | 9.6 | 3.0 | 8.4 | |

ANNUAL TABLES FOR THE YEAR 1975

TABLE I (a): PERSONS PROCEEDED
By Offence, Sex and

| Offence (1) | Total number proceeded against (2) | Proceedings discontinued (3) | Discharged under s. 7 Magistrates' Courts Act 1952 (4) | Committed for trial | | Charge withdrawn or dismissed (7) | Hospital or guardianship order (No finding of guilt) (8) | Total found guilty (9) | Absolute discharge (10) | |
|--|---------------------------------------|---------------------------------|---|---------------------|----------------|--------------------------------------|--|---------------------------|----------------------------|-----------|
| | | | | In custody (5) | On bail (6) | | | | | |
| | | | | | | | | | | |
| INDICTABLE OFFENCES | | | | | | | | | | |
| VIOLENCE AGAINST THE PERSON | | | | | | | | | | |
| 1 Murder | M F | 351 55 | — | 5 2 | 333 36 | 13 17 | — | — | — | |
| 2 Attempted murder | M F | 270 42 | 1 — | 10 7 | 184 9 | 73 26 | 2 — | — | — | |
| 3 Threat or conspiracy to murder | M F | 39 8 | — | 3 — | 12 3 | 20 5 | 2 — | 2 | — | |
| 4 Manslaughter | M F | 60 12 | — | 3 — | 15 3 | 42 9 | — | — | — | |
| 4A Infanticide | F | 4 | — | — | 1 | 3 | — | — | — | |
| 4B Child destruction | M F | — | — | — | — | — | — | — | — | |
| 4C Causing death by dangerous driving | M F | 580 21 | — | 6 — | 9 21 | 561 21 | 2 — | 2 | — | |
| 5 Wounding or other act en- dangering life | M F | 2,731 214 | 1 — | 85 6 | 531 28 | 1,995 163 | 23 7 | 96 10 | — | |
| 6 Endangering railway passenger | M F | 23 — | — | 1 — | 2 — | 3 — | 1 — | 16 | — | |
| 7 Endangering life at sea | M F | — | — | — | — | — | — | — | — | |
| 8 Other wounding, etc. | M F | 35,501 2,973 | 198 28 | 108 10 | 472 22 | 4,631 290 | 4,013 439 | 8 4 | 26,071 2,180 | 258 28 |
| 9 Assault | M F | 426 53 | 5 — | — | 6 — | 35 — | 57 12 | — | 323 41 | 4 — |
| 12 Abandoning child aged under two years | M F | 1 1 | — | — | — | — | — | — | 1 1 | — |
| 13 Child stealing | M F | 15 19 | — | 2 3 | 4 8 | 9 4 | — 2 | — — | 2 — | — |
| 14 Procuring illegal abor- tion | M F | 1 — | — | — | 1 — | — | — | — | — | — |
| 15 Concealment of birth | M F | 1 4 | — | — | — | — | — | 1 4 | — | — |
| Sub-total | M F | 39,999 3,406 | 205 28 | 223 28 | 1,569 110 | 7,382 538 | 4,100 460 | 8 4 | 26,512 2,238 | 262 28 |

AGAINST AT MAGISTRATES' COURTS
Result—England and Wales 1975

Number of persons

| Persons dealt with summarily | | | | | | | | | | | | | |
|------------------------------|-------------------------------|--|-------------------------|---------------------------|---------------|---------------------------------|--------------------------------|--------------------|----------------------------|----------------------------------|---|---|------------------------------|
| Found guilty | | | | | | | | | | | | | |
| Recognizance (11) | Conditional discharge (12) | Hospital order under s. 60 Mental Health Act 1959 (13) | Probation order (14) | Supervision order (15) | Fine (16) | Attendance centre order (17) | Detention centre order (18) | Care order (19) | Suspended sentence (20) | Imprisonment (immediate) (21) | Committed for sentence under s. 29 Magistrates' Courts Act 1952 (22) | Committed for sentence under s. 28 Magistrates' Courts Act 1952 (23) | Otherwise dealt with (24) |
| — | — | — | — | — | — | — | — | — | — | — | — | — | — |
| — | — | — | — | — | — | — | — | — | — | — | — | — | — |
| — | — | — | — | — | — | — | — | — | — | — | — | — | — |
| — | — | — | — | — | — | — | — | — | — | — | — | 1 | — |
| — | — | — | — | — | — | — | — | — | — | — | — | — | — |
| — | — | — | — | — | — | — | — | — | — | — | — | — | — |
| — | — | — | — | — | — | — | — | — | — | — | — | — | — |
| — | — | — | — | — | — | — | — | — | — | — | — | — | — |
| — | — | — | — | — | — | — | — | — | — | — | — | — | — |
| — | — | — | — | — | — | — | — | — | — | — | — | — | — |
| — | — | — | — | — | — | — | — | — | — | — | — | — | — |
| — | — | — | — | — | — | — | — | — | — | — | — | — | — |
| — | — | — | — | — | — | — | — | — | — | — | — | — | — |
| — | — | — | — | — | — | — | — | — | — | — | — | — | — |
| — | — | — | — | — | — | — | — | — | — | — | — | — | — |
| — | — | — | — | — | — | — | — | — | — | — | — | — | — |
| — | — | — | — | — | — | — | — | — | — | — | — | — | — |
| — | — | — | — | — | — | — | — | — | — | — | — | — | — |
| — | — | — | — | — | — | — | — | — | — | — | — | — | — |
| — | — | — | — | — | — | — | — | — | — | — | — | — | — |
| — | — | — | — | — | — | — | — | — | — | — | — | — | — |
| — | — | — | — | — | — | — | — | — | — | — | — | — | — |
| 901 203 | 3,018 582 | 67 6 | 753 170 | 557 140 | 16,730 934 | 383 — | 618 — | 144 48 | 1,473 63 | 802 24 | 422 18 | 198 13 | 184 9 |

TABLE I(a): PERSONS PROCEEDED AGAINST AT MAGISTRATES' COURTS
By Offence, Sex

| Offence | Total number proceeded against | Proceedings discontinued | Discharged under s. 7 Magistrates' Courts Act 1952 | Committed for trial | | Charge withdrawn or dismissed | Hospital or guardianship order (No finding of guilt) | Total found guilty | Absolute discharge |
|--|--------------------------------|--------------------------|--|---------------------|---------|-------------------------------|--|--------------------|--------------------|
| | | | | In custody | On bail | | | | |
| (1) | (2) | (3) | (4) | (5) | (6) | (7) | (8) | (9) | (10) |
| SEXUAL OFFENCES | | | | | | | | | |
| 16 Buggery | M | 301 | 1 | 9 | 79 | 201 | 2 | 9 | — |
| | F | 1 | — | — | — | 1 | — | — | — |
| 17 Attempt to commit buggery, etc. | M | 917 | 4 | 1 | 61 | 171 | 45 | 635 | 4 |
| | F | 11 | — | — | — | 4 | 3 | 4 | — |
| 18 Indecency between males | M | 1,578 | 6 | 4 | 4 | 141 | 31 | 1,392 | 3 |
| 19 Rape | M | 544 | — | 30 | 198 | 297 | 4 | 15 | — |
| | F | 2 | — | 2 | — | — | — | — | — |
| 20 Indecent assault on a female | M | 3,157 | 21 | 6 | 90 | 458 | 251 | 2,330 | 8 |
| | F | 13 | — | — | — | 6 | 1 | 6 | — |
| 21 Unlawful sexual intercourse with girl under 13 | M | 145 | 1 | 1 | 29 | 96 | — | 18 | — |
| | F | — | — | — | — | — | — | — | — |
| 22 Unlawful sexual intercourse with girl under 16 | M | 697 | 1 | 9 | 65 | 589 | — | 33 | — |
| | F | 2 | — | — | — | 2 | — | — | — |
| 23 Incest | M | 160 | — | 3 | 48 | 102 | — | 7 | — |
| | F | 10 | — | — | — | 10 | — | — | — |
| 24 Procurement | M | 45 | — | — | — | 15 | 1 | 29 | — |
| | F | 9 | — | — | — | 9 | — | — | — |
| 25 Abduction | M | 38 | — | 1 | 14 | 23 | — | — | — |
| | F | — | — | — | — | — | — | — | — |
| 26 Bigamy | M | 16 | — | — | 1 | 15 | — | — | — |
| | F | 1 | — | — | — | 1 | — | — | — |
| Sub-total | M | 7,598 | 34 | 64 | 589 | 2,108 | 334 | 4,468 | 15 |
| | F | 49 | — | 2 | — | 33 | 4 | 10 | — |
| BURGLARY | | | | | | | | | |
| 28 Burglary in a dwelling | M | 23,473 | 54 | 32 | 2,866 | 6,442 | 531 | 13,546 | 124 |
| | F | 1,425 | 5 | 5 | 47 | 394 | 46 | 927 | 14 |
| 29 Aggravated burglary in a dwelling | M | 185 | — | 13 | 61 | 85 | 1 | 25 | — |
| | F | 4 | — | — | — | 4 | — | — | — |
| 30 Burglary in a building other than a dwelling | M | 46,535 | 109 | 27 | 2,338 | 5,776 | 1,247 | 37,037 | 238 |
| | F | 1,340 | 8 | 1 | 20 | 179 | 84 | 1,048 | 11 |
| 31 Aggravated burglary in a building other than a dwelling | M | 69 | — | 1 | 29 | 33 | — | 6 | — |
| | F | 2 | — | — | — | 2 | — | — | — |
| 33 Going equipped for stealing, etc. | M | 2,598 | 8 | 7 | 62 | 253 | 306 | 1,962 | 13 |
| | F | 49 | — | — | 1 | 4 | 9 | 35 | 1 |
| Sub-total | M | 72,860 | 171 | 80 | 5,356 | 12,589 | 2,085 | 52,576 | 375 |
| | F | 2,820 | 13 | 6 | 68 | 583 | 139 | 2,010 | 26 |

AGAINST AT MAGISTRATES' COURTS
and Result (continued)

Number of persons

| Offence | Persons dealt with summarily | | | | | | | | | | | | | |
|--|------------------------------|-----------------------|---|-----------------|-------------------|--------|-------------------------|------------------------|------------|--------------------|--------------------------|---|---|----------------------|
| | Found guilty | | | | | | | | | | | | | |
| | Recognizance | Conditional discharge | Hospital order under s. 60 Mental Health Act 1959 | Probation order | Supervision order | Fine | Attendance centre order | Detention centre order | Care order | Suspended sentence | Imprisonment (immediate) | Committed for sentence under s. 29 Magistrates' Courts Act 1952 | Committed for sentence under s. 28 Magistrates' Courts Act 1952 | Otherwise dealt with |
| (11) | (12) | (13) | (14) | (15) | (16) | (17) | (18) | (19) | (20) | (21) | (22) | (23) | (24) | |
| 16 Buggery | — | 2 | — | — | 5 | — | — | 2 | — | — | — | — | — | |
| | — | — | — | — | — | — | — | — | — | — | — | — | — | |
| 17 Attempt to commit buggery, etc. | — | 84 | 6 | 151 | 31 | 226 | — | 6 | 11 | 47 | 30 | 33 | 5 | |
| | — | 1 | — | — | 1 | 1 | — | — | — | — | 1 | — | 1 | |
| 18 Indecency between males | — | 110 | 2 | 42 | — | 1,200 | — | 1 | — | 21 | 8 | 4 | — | |
| | — | 2 | — | — | 3 | 1 | — | 1 | — | — | — | — | 5 | |
| 19 Rape | — | 364 | 13 | 417 | 184 | 902 | 46 | 24 | 57 | 152 | 87 | 40 | 14 | |
| | 11 | 1 | — | 1 | 1 | 2 | — | — | 1 | — | — | — | — | |
| 20 Indecent assault on a female | — | — | — | — | 10 | 5 | — | — | — | — | — | — | — | |
| | — | — | — | — | — | — | — | — | — | — | — | — | — | |
| 21 Unlawful sexual intercourse with girl under 13 | — | — | — | — | — | — | — | — | — | — | — | — | — | |
| | — | — | — | — | — | — | — | — | — | — | — | — | — | |
| 22 Unlawful sexual intercourse with girl under 16 | — | 12 | — | — | 9 | 5 | — | — | — | — | — | — | — | |
| | — | — | — | — | — | — | — | — | — | — | — | — | — | |
| 23 Incest | — | — | — | — | 1 | — | — | — | — | — | — | — | — | |
| | — | — | — | — | — | — | — | — | — | — | — | — | — | |
| 24 Procurement | — | 1 | — | 5 | 1 | 18 | — | — | — | — | — | — | — | |
| | — | — | — | — | — | — | — | — | — | — | — | — | — | |
| 25 Abduction | — | — | — | — | — | — | — | — | — | — | — | — | — | |
| | — | — | — | — | — | — | — | — | — | — | — | — | — | |
| 26 Bigamy | — | — | — | — | — | — | — | — | — | — | — | — | — | |
| | — | — | — | — | — | — | — | — | — | — | — | — | — | |
| Sub-total | 11 | 575 | 21 | 615 | 244 | 2,357 | 49 | 34 | 82 | 223 | 125 | 77 | 27 | |
| | — | 2 | — | 1 | 2 | 3 | — | — | 1 | — | 1 | — | — | |
| BURGLARY | | | | | | | | | | | | | | |
| 28 Burglary in a dwelling | 4 | 2,054 | 8 | 492 | 2,006 | 3,254 | 1,124 | 1,000 | 1,367 | 439 | 375 | 456 | 704 | |
| | — | 193 | 2 | 92 | 205 | 182 | — | — | 151 | 33 | 10 | 12 | 26 | |
| 29 Aggravated burglary in a dwelling | — | 3 | — | — | 4 | 5 | — | — | — | — | — | — | — | |
| | — | — | — | — | — | — | — | — | — | — | — | — | — | |
| 30 Burglary in a building other than a dwelling | 5 | 5,171 | 41 | 2,154 | 3,737 | 12,807 | 2,079 | 1,731 | 1,751 | 2,217 | 1,679 | 1,830 | 1,036 | |
| | — | 244 | 5 | 172 | 167 | 252 | — | — | 107 | 26 | 15 | 24 | 23 | |
| 31 Aggravated burglary in a building other than a dwelling | — | — | — | — | — | — | — | — | — | — | — | — | — | |
| | — | — | — | — | — | — | — | — | — | — | — | — | — | |
| 33 Going equipped for stealing, etc. | 6 | 245 | — | 118 | 80 | 965 | 66 | 65 | 15 | 141 | 97 | 91 | 35 | |
| | — | 9 | — | 3 | 1 | 16 | — | — | — | 3 | — | 2 | — | |
| Sub-total | 15 | 7,473 | 49 | 2,764 | 5,827 | 17,033 | 3,272 | 2,798 | 3,139 | 2,797 | 2,151 | 2,377 | 1,781 | |
| | — | 446 | 7 | 267 | 373 | 450 | — | — | 258 | 62 | 25 | 38 | 49 | |

TABLE I(a): PERSONS PROCEEDED AGAINST AT MAGISTRATES' COURTS
By Offence, Sex

AGAINST AT MAGISTRATES' COURTS
and Result (continued)

Number of persons

| (1) | Offence | Total number proceeded against (2) | Proceedings discontinued (3) | Discharged under s. 7 Magistrates' Courts Act 1952 (4) | Committed for trial | | Charge withdrawn or dismissed (7) | Hospital or guardianship order (No finding of guilt) (8) | Total found guilty (9) | Absolute discharge (10) |
|--|--|------------------------------------|------------------------------|--|---------------------|-------------|-----------------------------------|--|------------------------|-------------------------|
| | | | | | In custody (5) | On bail (6) | | | | |
| ROBBERY | | | | | | | | | | |
| 34 | Robbery | M | 4,437 | 10 | 76 | 1,381 | 1,942 | 115 | 913 | 6 |
| | | F | 268 | — | 6 | 33 | 150 | 7 | 72 | — |
| | Sub-total | M | 4,437 | 10 | 76 | 1,381 | 1,942 | 115 | 913 | 6 |
| | | F | 268 | — | 6 | 33 | 150 | 7 | 72 | — |
| THEFT AND HANDLING STOLEN GOODS | | | | | | | | | | |
| 39 | Theft from the person of another | M | 2,052 | 1 | 2 | 65 | 225 | 127 | 1,632 | 21 |
| | | F | 315 | — | — | 4 | 32 | 28 | 249 | 2 |
| 40 | Theft in a dwelling other than from automatic machine or meter | M | 2,850 | 8 | 3 | 59 | 165 | 121 | 2,493 | 20 |
| | | F | 949 | 2 | — | — | 49 | 42 | 856 | 13 |
| 41 | Theft by an employee | M | 11,008 | 10 | 9 | 84 | 1,573 | 258 | 9,074 | 22 |
| | | F | 2,274 | 5 | 2 | 1 | 215 | 62 | 1,989 | 10 |
| 42 | Theft or unauthorised taking from mail | M | 282 | 1 | — | 6 | 50 | 17 | 208 | 2 |
| | | F | 38 | — | — | — | 3 | 2 | 33 | — |
| 44 | Theft of pedal cycle | M | 2,537 | 7 | 1 | 3 | 38 | 288 | 2,198 | 20 |
| | | F | 76 | 1 | — | — | 6 | 11 | 58 | 1 |
| 45 | Theft from vehicle | M | 10,790 | 36 | 11 | 144 | 644 | 561 | 9,394 | 69 |
| | | F | 218 | 6 | — | 1 | 14 | 6 | 191 | 3 |
| 46 | Shoplifting | M | 36,259 | 128 | 12 | 258 | 1,488 | 1,381 | 32,985 | 266 |
| | | F | 34,324 | 140 | 15 | 40 | 1,351 | 1,855 | 30,922 | 353 |
| 47 | Theft from automatic machine or meter | M | 3,640 | 13 | 1 | 28 | 96 | 84 | 3,418 | 17 |
| | | F | 947 | 1 | — | — | 14 | 26 | 906 | 5 |
| 48 | Theft or unauthorised taking of motor vehicle | M | 39,038 | 127 | 27 | 562 | 2,721 | 2,031 | 33,568 | 259 |
| | | F | 1,123 | 5 | 1 | 6 | 95 | 117 | 899 | 19 |
| 49 | Other theft or unauthorised taking | M | 57,708 | 166 | 79 | 643 | 4,547 | 3,168 | 49,102 | 528 |
| | | F | 7,723 | 25 | 8 | 21 | 447 | 434 | 6,787 | 89 |
| 54 | Handling stolen goods | M | 20,794 | 55 | 30 | 333 | 3,997 | 1,094 | 15,285 | 160 |
| | | F | 3,179 | 14 | 6 | 20 | 578 | 209 | 2,352 | 41 |
| | Sub-total | M | 186,958 | 552 | 175 | 2,185 | 15,544 | 9,130 | 159,357 | 1,384 |
| | | F | 51,166 | 199 | 34 | 93 | 2,804 | 2,792 | 45,242 | 536 |

| Persons dealt with summarily | | | | | | | | | | | | | |
|------------------------------|----------------------------|--|----------------------|------------------------|-----------|------------------------------|-----------------------------|-----------------|-------------------------|-------------------------------|--|--|---------------------------|
| Found guilty | | | | | | | | | | | | | |
| Recognizance (11) | Conditional discharge (12) | Hospital order under s. 60 Mental Health Act 1959 (13) | Probation order (14) | Supervision order (15) | Fine (16) | Attendance centre order (17) | Detention centre order (18) | Care order (19) | Suspended sentence (20) | Imprisonment (immediate) (21) | Committed for sentence under s. 29 Magistrates' Courts Act 1952 (22) | Committed for sentence under s. 28 Magistrates' Courts Act 1952 (23) | Otherwise dealt with (24) |
| — | 185 | — | 2 | 153 | 180 | 114 | 118 | 86 | — | — | 2 | 64 | 3 |
| — | 20 | — | — | 21 | 13 | — | — | 13 | — | — | — | 5 | — |
| — | 185 | — | 2 | 153 | 180 | 114 | 118 | 86 | — | — | 2 | 64 | 3 |
| — | 20 | — | — | 21 | 13 | — | — | 13 | — | — | — | 5 | — |
| 2 | 212 | 5 | 106 | 75 | 736 | 44 | 62 | 40 | 93 | 83 | 99 | 32 | 17 |
| — | 57 | — | 34 | 16 | 86 | — | — | 12 | 13 | 13 | 12 | 4 | — |
| 3 | 306 | 6 | 264 | 152 | 1,010 | 60 | 76 | 90 | 191 | 140 | 123 | 28 | 24 |
| — | 201 | 1 | 180 | 90 | 265 | — | — | 42 | 23 | 17 | 17 | 4 | 3 |
| — | 783 | — | 504 | 48 | 6,501 | 14 | 41 | 5 | 762 | 203 | 127 | 12 | 52 |
| 1 | 327 | — | 244 | 28 | 1,289 | — | — | 4 | 56 | 10 | 13 | 3 | 4 |
| — | 25 | — | 11 | 12 | 100 | 2 | 2 | 5 | 22 | 14 | 8 | — | 5 |
| — | 4 | — | 10 | 1 | 13 | — | — | 1 | 2 | — | 1 | 1 | — |
| — | 420 | 1 | 77 | 345 | 905 | 150 | 34 | 124 | 38 | 39 | 17 | 7 | 21 |
| — | 19 | — | 12 | 14 | 11 | — | — | — | 1 | — | — | — | — |
| 1 | 709 | 5 | 363 | 304 | 6,179 | 149 | 278 | 88 | 388 | 257 | 369 | 118 | 117 |
| — | 35 | — | 29 | 11 | 94 | — | — | 5 | 7 | 5 | 2 | — | — |
| 4 | 4,453 | 41 | 1,507 | 1,244 | 20,770 | 596 | 186 | 368 | 1,253 | 1,476 | 529 | 104 | 188 |
| 20 | 5,621 | 12 | 2,778 | 889 | 19,929 | — | — | 243 | 565 | 225 | 172 | 63 | 52 |
| 3 | 437 | 2 | 377 | 126 | 1,696 | 52 | 59 | 58 | 271 | 155 | 92 | 27 | 46 |
| — | 267 | — | 290 | 17 | 285 | — | — | 10 | 18 | 5 | 4 | 1 | 4 |
| 7 | 2,649 | 18 | 1,450 | 1,293 | 19,574 | 875 | 1,301 | 378 | 1,576 | 1,021 | 1,847 | 762 | 558 |
| — | 211 | 1 | 104 | 52 | 438 | — | — | 23 | 16 | 6 | 20 | 4 | 5 |
| 24 | 6,447 | 44 | 2,059 | 2,256 | 28,959 | 1,179 | 716 | 820 | 2,395 | 1,738 | 1,141 | 365 | 430 |
| 1 | 1,648 | 9 | 842 | 567 | 3,030 | — | — | 224 | 167 | 75 | 74 | 39 | 22 |
| 3 | 2,072 | 2 | 420 | 635 | 9,686 | 309 | 143 | 160 | 791 | 374 | 327 | 99 | 104 |
| — | 708 | — | 239 | 169 | 1,034 | — | — | 36 | 67 | 24 | 22 | 6 | 6 |
| 47 | 18,513 | 124 | 7,138 | 6,490 | 96,116 | 3,430 | 2,898 | 2,136 | 7,785 | 5,500 | 4,679 | 1,555 | 1,566 |
| 22 | 9,098 | 23 | 4,762 | 1,854 | 26,474 | — | — | 600 | 935 | 380 | 337 | 125 | 92 |

TABLE I(a): PERSONS PROCEEDED AGAINST AT MAGISTRATES' COURTS
By Offence, Sex

| (1) Offence | (2) Total number proceeded against | (3) Proceedings discontinued | (4) Discharged under s. 7 Magistrates' Courts Act 1952 | (5) Committed for trial | | (7) Charge withdrawn or dismissed | | (9) Total found guilty | |
|--|---------------------------------------|---------------------------------|---|-------------------------|----------------|--------------------------------------|--|---------------------------|----------------------------|
| | | | | (5) In custody | (6) On bail | (7) Charge withdrawn or dismissed | (8) Hospital or guardianship order (No finding of guilt) | (9) Total found guilty | (10) Absolute discharge |
| | | | | | | | | | |
| FRAUD AND FORGERY | | | | | | | | | |
| 51 Fraud by company director, etc. | M F 10 4 | — | — | — | 8 3 | — | — | 2 | — |
| 52 False accounting | M F 398 136 | 2 | — | 2 | 128 16 | 2 3 | — | 264 116 | — 3 |
| 53 Other fraud | M F 13,341 2,923 | 41 15 | 23 4 | 331 23 | 2,145 282 | 559 128 | 3 2 | 10,239 2,469 | 57 27 |
| 60 Forgery and uttering drug prescription | M F 218 135 | 2 | — | 2 | 27 13 | 2 5 | — | 185 115 | 1 — |
| 61 Other forgery and uttering | M F 3,045 1,108 | 8 5 | 4 | 178 14 | 774 166 | 43 21 | 1 | 2,037 902 | 10 8 |
| Sub-total | M F 17,012 4,306 | 53 22 | 27 5 | 513 37 | 3,082 480 | 606 158 | 4 2 | 12,727 3,602 | 68 38 |
| CRIMINAL DAMAGE | | | | | | | | | |
| 56 Arson | M F 1,916 194 | 6 1 | 9 | 258 25 | 388 46 | 105 7 | — | 1,150 115 | 9 3 |
| 57 Criminal damage endangering life | M F 55 1 | — | 1 | 6 | 24 1 | 4 | — | 20 | — |
| 58 Other criminal damage | M F 37,722 2,576 | 158 14 | 28 2 | 209 8 | 1,632 80 | 2,883 217 | 12 4 | 32,800 2,251 | 429 67 |
| 59 Threat, etc. to commit criminal damage | M F 411 36 | 4 | 7 | 15 4 | 48 4 | 50 8 | — | 287 40 | 1 — |
| Sub-total | M F 40,104 2,827 | 168 15 | 45 2 | 488 37 | 2,092 131 | 3,042 232 | 12 4 | 34,257 2,406 | 439 70 |
| OTHER INDICTABLE OFFENCES | | | | | | | | | |
| 35 Blackmail | M F 410 25 | — | 35 | 64 2 | 183 8 | 9 3 | — | 119 12 | — |
| 62 High treason | M F — | — | — | — | — | — | — | — | — |
| 63 Treason felony | M F — | — | — | — | — | — | — | — | — |
| 64 Riot | M F 12 | — | 1 | 5 | 5 | — | — | 1 | — |
| 65 Unlawful assembly | M F 32 | — | — | — | 31 | — | — | 1 | — |
| 66 Other offence against the State or public order | M F 898 26 | — | 48 1 | 55 | 785 25 | 4 | — | 6 | — |

AGAINST AT MAGISTRATES' COURTS
and Result (continued)

| Persons dealt with summarily | | | | | | | | | | | | | | Number of persons | |
|------------------------------|-------------------------------|---|-------------------------|---------------------------|--------------|---------------------------------|--------------------------------|--------------------|----------------------------|----------------------------------|---|---|------------------------------|-------------------|---|
| Found guilty | | | | | | | | | | | | | | | |
| (11) Recognizance | (12) Conditional discharge | (13) Hospital order under s. 60 Mental Health Act 1959 | (14) Probation order | (15) Supervision order | (16) Fine | (17) Attendance centre order | (18) Detention centre order | (19) Care order | (20) Suspended sentence | (21) Imprisonment (immediate) | (22) Committed for sentence under s. 29 Magistrates' Courts Act 1952 | (23) Committed for sentence under s. 28 Magistrates' Courts Act 1952 | (24) Otherwise dealt with | | |
| — | — | — | — | — | 1 | — | — | — | 1 | — | — | — | — | — | — |
| — | 24 | — | 7 | — | 207 | — | 1 | — | 23 | — | — | — | — | — | — |
| — | 19 | — | 7 | — | 85 | — | — | — | 1 | 2 | — | — | — | — | — |
| 4 | 1,086 | 20 | 652 | 103 | 5,917 | 48 | 79 | 37 | 994 | 715 | 405 | 30 | 92 | — | — |
| 1 | 589 | 6 | 429 | 46 | 1,084 | — | — | 21 | 152 | 52 | 44 | 10 | 8 | — | — |
| — | 22 | — | 26 | 5 | 63 | 2 | — | — | 22 | 22 | 18 | 1 | 3 | — | — |
| — | 35 | — | 40 | 1 | 22 | — | — | — | 9 | 3 | 3 | — | 1 | — | — |
| — | 239 | 2 | 206 | 26 | 968 | — | 49 | 1 | 199 | 132 | 118 | 20 | 4 | — | — |
| 1 | 218 | — | 247 | 24 | 278 | 4 | — | 10 | 63 | 21 | 21 | 4 | 7 | — | — |
| 4 | 1,371 | 22 | 891 | 134 | 7,156 | 54 | 129 | 57 | 1,239 | 871 | 541 | 51 | 139 | — | — |
| 2 | 861 | 6 | 723 | 71 | 1,469 | — | — | 32 | 225 | 76 | 68 | 14 | 17 | — | — |
| 1 | 237 | 6 | 37 | 215 | 296 | 96 | 43 | 134 | 11 | 13 | 21 | 26 | 5 | — | — |
| — | 27 | 1 | 25 | 13 | 20 | — | — | 13 | 5 | 1 | — | 6 | 1 | — | — |
| — | — | — | — | 7 | 9 | 1 | 1 | 2 | — | — | — | — | — | — | — |
| 192 | 4,527 | 63 | 900 | 829 | 22,716 | 636 | 298 | 211 | 652 | 694 | 340 | 120 | 193 | — | — |
| 56 | 678 | 14 | 218 | 70 | 1,018 | — | — | 18 | 39 | 46 | 20 | 3 | 4 | — | — |
| 2 | 28 | 2 | 28 | 10 | 149 | 14 | 6 | 6 | 11 | 5 | 7 | 2 | 2 | — | — |
| — | 5 | — | 1 | 4 | 23 | — | — | 1 | — | — | — | 1 | — | — | — |
| 195 | 4,792 | 71 | 965 | 1,061 | 23,170 | 747 | 348 | 353 | 674 | 726 | 368 | 148 | 200 | — | — |
| 56 | 710 | 15 | 244 | 87 | 1,061 | — | — | 32 | 44 | 52 | 20 | 10 | 5 | — | — |
| 1 | 20 | 1 | — | 30 | 19 | 9 | 23 | 7 | — | — | — | 8 | 1 | — | — |
| — | 1 | — | — | — | — | — | — | — | — | — | — | — | — | — | — |
| — | — | — | — | — | — | — | — | — | — | — | — | — | — | — | — |
| — | — | — | — | — | — | — | — | — | — | — | — | — | — | — | — |
| — | — | — | — | — | — | — | — | — | — | — | — | — | — | — | — |
| — | — | — | — | — | — | — | — | — | — | — | — | — | — | — | — |
| — | — | — | — | — | — | — | — | — | — | — | — | — | — | — | — |
| — | — | — | — | — | — | — | — | — | — | — | — | — | — | — | — |
| — | — | — | — | — | — | — | — | — | — | — | — | — | — | — | — |
| — | — | — | — | — | — | — | — | — | — | — | — | — | — | — | — |
| — | — | — | — | — | — | — | — | — | — | — | — | — | — | — | — |
| — | — | — | — | — | — | — | — | — | — | — | — | — | — | — | — |
| — | — | — | — | — | — | — | — | — | — | — | — | — | — | — | — |
| — | — | — | — | — | — | — | — | — | — | — | — | — | — | — | — |
| — | — | — | — | — | — | — | — | — | — | — | — | — | — | — | — |
| — | — | — | — | — | — | — | — | — | — | — | — | — | — | — | — |
| — | — | — | — | — | — | — | — | — | — | — | — | — | — | — | — |
| — | — | — | — | — | — | — | — | — | — | — | — | — | — | — | — |
| — | — | — | — | — | — | — | — | — | — | — | — | — | — | — | — |

TABLE I(a): PERSONS PROCEEDED AGAINST AT MAGISTRATES' COURTS
By Offence, Sex and Result (continued)

Number of persons

| (1) | (2) | (3) | (4) | Committed for trial | | (7) | (8) | (9) | (10) | Persons dealt with summarily | | | | | | | | | | | | | | | | |
|---|---------|-------|-----|---------------------|--------|--------|-----|---------|-------|------------------------------|--------|------|--------|--------|---------|-------|-------|-------|--------|--------|-------|-------|------|---|-------|---|
| | | | | (5) | (6) | | | | | Found guilty | | | | | | | | | | | | | | | | |
| | | | | | | | | | | (11) | (12) | (13) | (14) | (15) | (16) | (17) | (18) | (19) | (20) | (21) | (22) | (23) | (24) | | | |
| 67 Perjury M | 121 | — | — | 8 | 84 | 1 | — | 28 | 2 | — | 2 | — | — | — | — | — | — | — | — | — | — | — | — | — | — | |
| F | 22 | — | — | — | 18 | — | — | 4 | — | — | 1 | — | — | 1 | — | — | — | — | — | — | — | — | — | — | — | |
| 68 Libel M | — | — | — | — | — | — | — | — | — | — | — | — | — | — | — | — | — | — | — | — | — | — | — | — | — | |
| F | — | — | — | — | — | — | — | — | — | — | — | — | — | — | — | — | — | — | — | — | — | — | — | — | — | |
| 76 Aiding suicide . . . M | 1 | — | — | 1 | — | — | — | — | — | — | — | — | — | — | — | — | — | — | — | — | — | — | — | — | — | |
| F | 1 | — | — | — | 1 | — | — | — | — | — | — | — | — | — | — | — | — | — | — | — | — | — | — | — | — | |
| 77 Drug offence . . . M | — | — | — | — | — | — | — | — | — | — | — | — | — | — | — | — | — | — | — | — | — | — | — | — | — | |
| F | — | — | — | — | — | — | — | — | — | — | — | — | — | — | — | — | — | — | — | — | — | — | — | — | — | |
| 99 Other indictable offence M | 2,734 | 5 | 63 | 33 | 250 | 69 | — | 2,314 | 20 | — | — | — | — | — | — | — | — | — | — | — | — | — | — | — | — | |
| F | 1,099 | 6 | 4 | 1 | 38 | 31 | — | 1,019 | 24 | — | 333 | — | 181 | 7 | 1,539 | 3 | 4 | — | 128 | 64 | — | 22 | — | — | 12 | |
| Sub-total M | 4,208 | 5 | 147 | 166 | 1,338 | 83 | — | 2,469 | 24 | — | — | — | — | — | — | — | — | — | — | — | — | — | — | — | — | |
| F | 1,173 | 6 | 5 | 3 | 90 | 34 | — | 1,035 | 24 | 1 | 355 | 2 | 181 | 37 | 1,580 | 12 | 33 | 8 | 128 | 66 | — | 23 | 8 | — | 13 | |
| TOTAL INDICTABLE OFFENCES . . . M | 373,176 | 1,198 | 837 | 12,247 | 46,077 | 19,495 | 43 | 293,279 | 2,571 | 1,174 | 36,282 | 356 | 13,309 | 14,503 | 164,322 | 8,061 | 6,976 | 6,005 | 14,319 | 10,241 | 8,489 | 3,832 | — | — | 2,839 | |
| F | 66,015 | 283 | 88 | 381 | 4,809 | 3,826 | 13 | 56,615 | 722 | 283 | 12,109 | 57 | 6,355 | 2,558 | 30,799 | — | — | 987 | 1,346 | 564 | 483 | 216 | — | — | 136 | |
| NON-INDICTABLE OFFENCES | | | | | | | | | | | | | | | | | | | | | | | | | | |
| 101 Adulteration of food, drug, etc., M | 2,276 | 34 | — | — | — | 230 | — | 2,012 | 14 | — | 21 | — | — | — | 1,976 | — | — | — | 1 | — | — | — | — | — | — | — |
| F | 58 | 1 | — | — | — | 10 | — | 47 | 1 | — | — | — | — | 46 | — | — | — | — | — | — | — | — | — | — | — | |
| 102 Aliens Restriction Acts . M | 8 | — | — | — | — | 1 | — | 7 | — | — | 2 | — | — | 4 | — | — | — | — | — | 1 | — | — | — | — | — | |
| F | 4 | — | — | — | — | 1 | — | 3 | — | — | — | — | — | 3 | — | — | — | — | — | — | — | — | — | — | — | |
| Assault: 103 Aggravated . . . M | 12 | — | — | — | — | 1 | — | 10 | 1 | — | 1 | — | 2 | 4 | — | — | — | — | 1 | 1 | — | — | — | — | — | |
| F | 3 | — | — | — | — | — | — | 3 | — | — | — | — | — | 2 | — | — | — | — | 1 | — | — | — | — | — | — | |
| 104 On constable . . . M | 10,638 | 92 | 2 | 235 | 1,070 | 571 | 5 | 8,663 | 38 | 51 | 366 | 15 | 175 | 26 | 6,261 | 31 | 183 | 17 | 657 | 538 | 96 | 77 | — | — | 132 | |
| F | 1,276 | 16 | — | 11 | 93 | 79 | 2 | 1,075 | 14 | 14 | 166 | 5 | 58 | 19 | 683 | — | 10 | 10 | 44 | 41 | 4 | 13 | — | — | 4 | |
| 105 Common, etc., . . . M | 3,168 | 202 | 2 | 12 | 50 | 1,289 | 1 | 1,612 | 36 | 509 | 171 | 2 | 23 | 11 | 778 | 14 | 9 | 4 | 24 | 16 | — | 7 | — | — | 8 | |
| F | 935 | 81 | 1 | — | 6 | 434 | — | 413 | 17 | 206 | 59 | — | 5 | 4 | 110 | — | 3 | 3 | 4 | 1 | — | — | — | — | 4 | |
| 106 Betting or gaming offence M | 1,787 | 17 | — | — | 12 | 40 | — | 1,718 | 1 | 4 | 49 | — | — | — | 1,658 | — | — | — | — | 1 | — | — | — | — | 5 | |
| F | 34 | 1 | — | — | 2 | 5 | — | 26 | — | 1 | 3 | — | — | 21 | — | — | — | — | — | — | — | — | — | — | — | |
| 107 Brothel keeping . . . M | 22 | — | — | — | 3 | — | — | 19 | — | — | 1 | — | — | 12 | — | — | — | — | — | — | — | — | — | — | — | |
| F | 95 | 1 | — | — | 3 | 11 | — | 80 | — | — | 14 | — | 11 | 32 | — | — | — | — | 1 | 2 | 3 | — | — | — | — | |
| 108 Cruelty to animal . . . M | 758 | 9 | — | 1 | — | 63 | — | 685 | 1 | 1 | 39 | — | 2 | 18 | 578 | 6 | 8 | 13 | 7 | 8 | 2 | 1 | — | — | 1 | |
| F | 164 | 1 | — | — | — | 10 | — | 153 | — | — | 15 | — | 2 | 2 | 129 | — | — | — | 1 | — | — | — | — | — | — | |
| 109 Cruelty to a child, etc., . M | 147 | 3 | 1 | 11 | 34 | 14 | — | 84 | 1 | — | 15 | — | 19 | 1 | 17 | — | 2 | 2 | 16 | 10 | — | — | — | — | 1 | |
| F | 126 | 4 | — | 2 | 27 | 8 | — | 85 | — | — | 17 | — | 37 | 7 | — | — | 5 | 5 | 10 | 6 | — | — | — | — | — | |
| 110 Diseases of Animals Act M | 186 | 3 | — | — | 1 | 10 | — | 172 | 1 | — | 8 | — | — | 163 | — | — | — | — | — | — | — | — | — | — | — | |
| F | 20 | 1 | — | — | — | 1 | — | 18 | 2 | — | — | — | — | 16 | — | — | — | — | — | — | — | — | — | — | — | |
| 111 Dog, offence in relation to M | 2,180 | 67 | — | — | — | 355 | — | 1,758 | 34 | 1 | 14 | — | — | 1,703 | — | — | — | — | 1 | 1 | — | — | — | — | 3 | |
| F | 1,182 | 24 | — | — | 1 | 206 | — | 951 | 20 | — | 11 | — | — | 919 | — | — | — | — | — | — | — | — | — | — | 1 | |

TABLE I(a): PERSONS PROCEEDED
By Offence, SexAGAINST AT MAGISTRATES' COURTS
and Result (continued)

Number of persons

| Offence (1) | Total number proceeded against (2) | Proceedings discontinued (3) | Discharged under s. 7 Magistrates' Courts Act 1952 (4) | Committed for trial | | Charge withdrawn or dismissed (7) | Hospital or guardianship order (No finding of guilt) (8) | Total found guilty (9) | Absolute discharge (10) | Persons dealt with summarily | | | | | | | | | | | | | | | |
|---|---------------------------------------|---------------------------------|---|---------------------|----------------|--------------------------------------|---|---------------------------|----------------------------|------------------------------|-------------------------------|---|-------------------------|---------------------------|-----------------|---------------------------------|--------------------------------|--------------------|----------------------------|----------------------------------|---|---|------------------------------|--------|--------|
| | | | | In custody (5) | On bail (6) | | | | | Found guilty | | | | | | | | | | | | | | | |
| | | | | | | | | | | Recognition (11) | Conditional discharge (12) | Hospital order under s. 60 Mental Health Act 1959 (13) | Probation order (14) | Supervision order (15) | Fine (16) | Attendance centre order (17) | Detention centre order (18) | Care order (19) | Suspended sentence (20) | Imprisonment (immediate) (21) | Committed for sentence under s. 29 Magistrates' Courts Act 1952 (22) | Committed for sentence under s. 28 Magistrates' Courts Act 1952 (23) | Otherwise dealt with (24) | | |
| 112 Education Acts . . . M F | 2,208 1,528 | 22 8 | — — | — — | — — | 46 38 | — — | 2,140 1,482 | 62 58 | 6 2 | 131 124 | — — | — 2 | — — | 1,939 1,296 | — — | — — | — — | — — | — — | — — | — — | — — | — — | — — |
| Explosives, Firearm, etc. 113 Explosives Act . . . M F | 61 3 | — — | — — | — — | — — | — 1 | 5 — | 55 3 | — — | 1 — | 7 — | — — | — — | 1 — | 45 3 | — — | — — | — — | 1 — | — — | — — | — — | — — | — — | — — |
| 114 Petroleum Act . . . M F | 36 — | 2 — | — — | — — | — — | — 4 | — — | 30 — | 1 — | — — | — — | — — | — — | — — | 29 — | — — | — — | — — | — — | — — | — — | — — | — — | — — | — — |
| 115 Firearms Act . . . M F | 7,951 103 | 65 — | 4 — | 133 3 | 216 5 | 290 11 | — — | 7,243 84 | 311 9 | — 2 | 673 10 | 1 — | 28 3 | 100 2 | 5,911 56 | 34 — | 27 — | 29 — | 40 — | 43 2 | 13 — | 14 — | 19 — | — — | — — |
| 116 Fishery law . . . M F | 1,515 6 | 14 — | — — | 1 — | 13 — | 83 — | — — | 1,404 6 | 33 1 | — — | 15 — | — — | 1 — | — — | 1,352 5 | — — | — — | — — | — — | — — | — — | 1 — | 1 — | 1 — | — — |
| 117 Friendly Societies Acts . . . M F | 7 — | 2 — | — — | — — | — — | — — | — — | 5 — | — — | — — | — — | — — | — — | — — | 5 — | — — | — — | — — | — — | — — | — — | — — | — — | — — | — — |
| Game law: 118 Night poaching . . . M F | 121 — | 1 — | — — | — — | 15 — | 7 — | — — | 98 — | 1 — | — — | 1 — | — — | — — | — — | 96 — | — — | — — | — — | — — | — — | — — | — — | — — | — — | — — |
| 119 Day poaching . . . M F | 1,296 3 | 26 — | — — | — — | — — | 108 — | — — | 1,162 3 | 12 — | — — | 42 1 | — — | — — | — — | 1,106 2 | — — | — — | 2 — | — — | — — | — — | — — | — — | — — | — — |
| 120 Unlawful possession of game, etc. . . M F | 180 — | 5 — | — — | — — | — — | 8 — | — — | 167 — | 6 — | — — | 3 — | — — | — — | — — | 158 — | — — | — — | — — | — — | — — | — — | — — | — — | — — | — — |
| 121 Other offence against game law . . . M F | 381 5 | 3 — | — — | — — | — — | 39 — | — — | 339 5 | 3 1 | — — | 7 — | — — | — — | — — | 329 4 | — — | — — | — — | — — | — — | — — | — — | — — | — — | — — |
| Highways Act: 122 Obstruction other than by vehicle . . . M F | 14,802 1,184 | 103 14 | — — | — — | — — | 311 33 | — — | 14,388 1,137 | 145 18 | 15 2 | 387 85 | — — | 4 — | 3 — | 13,825 1,031 | 1 — | — — | — — | — — | — — | — — | — — | — — | — — | 8 1 |
| 123 Nuisance other than by vehicle . . . M F | 1,780 60 | 27 1 | — — | — — | — — | 97 5 | — — | 1,656 54 | 36 2 | 5 1 | 84 3 | — — | 6 1 | 19 1 | 1,498 46 | 4 — | — — | — — | 1 — | 1 — | — — | — — | 1 — | 1 — | — — |
| 135 Horsedrawn vehicle . . . M F | 39 1 | — — | — — | — — | — — | 2 — | — — | 37 1 | — — | — — | 1 — | — — | — — | — — | 35 — | — — | — — | — — | — — | — — | — — | — — | — — | — — | — — |
| 136 Handcart or barrow . . . M F | 1,391 101 | — — | — — | — — | — — | 15 — | — — | 1,376 101 | 3 — | 1 — | 34 2 | — — | — — | — — | 1,338 99 | — — | — — | — — | — — | — — | — — | — — | — — | — — | — — |
| 137 Pedal cycle . . . M F | 4,950 300 | 18 1 | — — | 1 — | 4 — | 133 13 | — — | 4,794 286 | 61 7 | — — | 215 9 | — — | 6 — | 92 7 | 4,360 261 | 14 — | 2 — | 27 2 | 1 — | — — | 4 — | 1 — | 5 — | — — | — — |
| 124 Other Highways Act offence . . . M F | 756 39 | 15 — | — — | — — | — — | 55 3 | — — | 686 36 | 13 — | — — | 6 — | — — | — — | — — | 667 36 | — — | — — | — — | — — | — — | — — | — — | — — | — — | — — |
| 139 Indecent exposure . . . M | 2,789 | 34 | — | 1 | 2 | 257 | — | 2,495 | 17 | 21 | 369 | 15 | 423 | 94 | 1,348 | 2 | 8 | 16 | 86 | 57 | 1 | 2 | 36 | — | — |
| Intoxicating liquor law: 140 Drunkenness, simple . . . M F | 46,411 3,705 | 212 15 | 1 — | — — | 3 — | 566 80 | — — | 45,629 3,610 | 813 214 | 31 3 | 1,804 394 | — — | 82 44 | 10 8 | 42,711 2,923 | — — | — — | 1 2 | — — | — — | 1 — | — — | 176 22 | — — | — — |
| 141 Drunkenness, with aggravation . . . M F | 48,440 3,664 | 293 16 | — — | 10 — | 10 — | 1,236 137 | 2 — | 46,889 3,511 | 357 79 | 164 22 | 1,261 348 | 6 2 | 190 88 | 29 12 | 44,016 2,893 | 23 — | 22 — | 5 1 | 106 10 | 490 33 | 19 4 | 11 1 | 190 18 | — — | — — |
| 142 Offence by licensed person, etc. . . M F | 1,403 327 | 30 13 | — — | — — | 8 — | 228 53 | — — | 1,137 261 | 18 10 | — — | 53 32 | — — | — — | — — | 1,066 219 | — — | — — | — — | — — | — — | — — | — — | — — | — — | — — |

TABLE I(a): PERSONS PROCEEDED AGAINST AT MAGISTRATES' COURTS
By Offence, Sex and Result (continued)

| Offence | Total number proceeded against | Proceedings discontinued | Discharged under s. 7 Magistrates' Courts Act 1952 | Committed for trial | | Charge withdrawn or dismissed | Hospital or guardianship order (No finding of guilt) | Total found guilty | Absolute discharge | Persons dealt with summarily | | | | | | | | | | | | | | | | |
|---|--------------------------------|--------------------------|--|---------------------|---------|-------------------------------|--|--------------------|--------------------|------------------------------|-----------------------|---|-----------------|-------------------|----------------|-------------------------|------------------------|------------|--------------------|--------------------------|---|---|----------------------|---|---------|--------|
| | | | | In custody | On bail | | | | | Found guilty | | | | | | | | | | | | | | | | |
| | | | | | | | | | | Recognizance | Conditional discharge | Hospital order under s. 60 Mental Health Act 1959 | Probation order | Supervision order | Fine | Attendance centre order | Detention centre order | Care order | Suspended sentence | Imprisonment (immediate) | Committed for sentence under s. 29 Magistrates' Courts Act 1952 | Committed for sentence under s. 28 Magistrates' Courts Act 1952 | Otherwise dealt with | | | |
| (1) | (2) | (3) | (4) | (5) | (6) | (7) | (8) | (9) | (10) | (11) | (12) | (13) | (14) | (15) | (16) | (17) | (18) | (19) | (20) | (21) | (22) | (23) | (24) | | | |
| Intoxicating liquor law—continued | | | | | | | | | | | | | | | | | | | | | | | | | | |
| 143 Other offence against intoxicating liquor law | M F 6,988 1,998 | 91 23 | — | — | 3 1 | 272 72 | — | 6,622 1,902 | 95 27 | 1 — | 240 87 | — | 9 2 | 21 10 | 6,248 1,776 | 2 — | — | — | 1 — | 3 — | 1 — | — | — | — | 1 — | |
| 144 Juvenile, selling tobacco to. | M F 11 3 | — | — | — | — | — | — | 11 3 | — | — | — | — | — | — | 11 3 | — | — | — | — | — | — | — | — | — | — | — |
| Labour law: | | | | | | | | | | | | | | | | | | | | | | | | | | |
| 145 Intimidation | M F 1 — | — | — | — | — | 1 — | — | — | — | — | — | — | — | — | — | — | — | — | — | — | — | — | — | — | — | — |
| 146 Shops Act | M F 72 2 | 1 — | — | — | — | 14 — | — | 57 2 | — | — | — | — | — | — | 57 2 | — | — | — | — | — | — | — | — | — | — | — |
| 147 Employment of Children Act | M F 64 9 | 4 — | — | — | — | 1 1 | — | 59 8 | 2 1 | — | 1 — | — | 1 — | — | 56 6 | — | — | — | — | — | — | — | — | — | — | — |
| 148 Other offence against labour law | M F 906 11 | 16 — | — | — | 1 — | 20 — | — | 869 11 | 7 1 | — | 4 — | — | — | 1 — | 358 9 | — | — | — | — | — | — | — | — | — | — | — |
| 149 Malicious damage | M F 15 — | 1 — | — | — | — | 2 — | — | 12 — | — | — | 5 — | — | — | 3 — | 3 — | 1 — | — | — | — | — | — | — | — | — | — | — |
| 150 Merchant Shipping Acts | M F 125 95 | 1 — | — | — | 1 — | 5 3 | — | 118 92 | 10 — | — | 1 — | 1 — | — | — | 102 90 | — | — | — | — | — | 4 1 | — | — | — | — | — |
| 151 Social Security offence | M F 3,911 1,754 | 32 7 | — | — | 4 1 | 112 28 | — | 3,763 1,718 | 14 10 | 2 — | 251 352 | — | 118 202 | — | 2,950 1,094 | — | 3 — | — | 257 51 | 137 5 | 8 — | 1 — | — | — | 22 4 | |
| 152 National Insurance Act | M F 11,587 216 | 45 3 | — | — | — | 56 6 | — | 11,486 207 | 95 3 | 1 — | 101 23 | — | 35 10 | — | 11,160 168 | — | — | — | 55 3 | 30 — | 1 — | — | — | — | 8 — | |
| Naval, Military and Air Force law: | | | | | | | | | | | | | | | | | | | | | | | | | | |
| 153 Army | M F 627 1 | 591 — | — | — | 1 — | 11 — | — | 23 1 | — | — | 2 1 | — | — | — | 18 — | — | — | — | — | — | — | — | — | — | — | 3 — |
| 154 Navy | M F 21 — | 19 — | — | — | — | — | — | 2 — | — | — | — | — | — | — | 2 — | — | — | — | — | — | — | — | — | — | — | — |
| 155 Air Force | M F 2 2 | 2 1 | — | — | — | — | — | 1 — | — | — | — | — | — | — | — | — | — | — | — | — | — | — | — | — | — | — |
| 156 Park, common, or other open space offence | M F 580 37 | 7 3 | — | — | — | 14 1 | — | 559 33 | 7 — | — | 17 — | — | — | — | 535 33 | — | — | — | — | — | — | — | — | — | — | — |
| Pawnbrokers Act: | | | | | | | | | | | | | | | | | | | | | | | | | | |
| 157 Offence by pawn- broker | M F 5 — | — | — | — | — | — | — | 5 — | — | — | — | — | — | — | 5 — | — | — | — | — | — | — | — | — | — | — | — |
| 158 Unlawful pledging | M F 1 — | — | — | — | — | — | — | 1 — | — | — | — | — | — | — | 1 — | — | — | — | — | — | — | — | — | — | — | — |
| 159 Other offence against Pawnbrokers Act | M F 7 — | — | — | — | — | — | — | 7 — | — | — | 1 — | — | — | — | 4 — | — | — | — | — | — | — | — | — | — | — | 2 — |
| 160 Pedlars Acts | M F 231 17 | 1 — | — | — | — | 19 1 | — | 211 16 | 14 2 | 1 — | 8 1 | — | — | — | 188 13 | — | — | — | — | — | — | — | — | — | — | 1 — |

TABLE I(a): PERSONS PROCEEDED AGAINST AT MAGISTRATES' COURTS
By Offence, Sex

and Result (continued)

Number of persons

| Offence | Total number proceeded against | Proceedings discontinued | Discharged under s. 7 Magistrates' Courts Act 1952 | Committed for trial | | Charge withdrawn or dismissed | Hospital or guardianship order (No finding of guilt) | Total found guilty | Absolute discharge | Persons dealt with summarily | | | | | | | | | | | | | | | |
|--|--------------------------------|--------------------------|--|---------------------|-----------|-------------------------------|--|--------------------|--------------------|------------------------------|-----------------------|---|-----------------|-------------------|-----------------|-------------------------|------------------------|------------|--------------------|--------------------------|---|---|----------------------|----|---|
| | | | | In custody | On bail | | | | | Found guilty | | | | | | | | | | | | | | | |
| | | | | | | | | | | Recognizance | Conditional discharge | Hospital order under s. 60 Mental Health Act 1959 | Probation order | Supervision order | Fine | Attendance centre order | Detention centre order | Care order | Suspended sentence | Imprisonment (immediate) | Committed for sentence under s. 29 Magistrates' Courts Act 1952 | Committed for sentence under s. 28 Magistrates' Courts Act 1952 | Otherwise dealt with | | |
| (1) | (2) | (3) | (4) | (5) | (6) | (7) | (8) | (9) | (10) | (11) | (12) | (13) | (14) | (15) | (16) | (17) | (18) | (19) | (20) | (21) | (22) | (23) | (24) | | |
| Certain local regulations: | | | | | | | | | | | | | | | | | | | | | | | | | |
| 161 Allowing chimney to be on fire | M 2 F — | — | — | — | — | — | — | 2 | — | — | — | — | — | — | 2 | — | — | — | — | — | — | — | — | — | — |
| 162 Disorderly behaviour | M 9,090 F 591 | 98 9 | 3 | 1 | 13 | 771 77 | — | 8,204 505 | 111 10 | 532 61 | 579 109 | — 1 | 27 8 | 26 8 | 6,870 308 | 18 | 11 | 3 | 6 | 9 | 1 | — | — | 11 | — |
| 163 Playing in street | M 21 F 3 | — | — | — | — | 3 1 | — | 18 2 | — | — | 1 | — | — | — | 17 2 | — | — | — | — | — | — | — | — | — | — |
| 164 Other offence | M 4,957 F 365 | 58 3 | — | 3 | 4 | 271 26 | — | 4,621 336 | 68 10 | 68 16 | 210 36 | 1 — | 18 4 | 14 9 | 4,181 256 | 10 | 4 | 16 4 | 6 | 10 1 | 5 | 3 | 7 | — | — |
| 165 Prevention of Crime Act | M 6,637 F 305 | 27 3 | 12 | 162 2 | 675 23 | 733 48 | 5 1 | 5,023 228 | 66 2 | 54 6 | 711 67 | 30 5 | 190 25 | 125 4 | 3,078 83 | 71 | 127 | 40 8 | 168 15 | 167 4 | 46 5 | 65 1 | 85 3 | — | — |
| Prostitution: | | | | | | | | | | | | | | | | | | | | | | | | | |
| 166 Offence by prostitute | F 3,455 | 5 | — | 1 | 5 | 152 | — | 3,292 | 48 | 3 | 568 | 1 | 336 | 6 | 1,651 | — | — | — | 272 | 160 | 6 | 13 | 228 | — | — |
| 167 Aiding, etc., offence by prostitute | M 2 F — | — | — | — | — | 1 | — | 1 | — | — | — | — | — | — | 1 | — | — | — | — | — | — | — | — | — | — |
| 168 Public health offence | M 3,389 F 184 | 58 9 | — | — | 4 | 365 23 | — | 2,962 152 | 27 5 | — | 32 3 | — | 2 | — | 2,900 144 | — | — | — | — | 1 | — | — | — | — | — |
| 169 Railway offence | M 11,690 F 1,524 | 79 21 | — | 1 | — | 191 20 | — | 11,419 1,483 | 99 17 | 10 | 528 64 | 1 | 11 2 | 28 7 | 10,689 1,390 | 12 | 2 | 4 3 | 6 | 11 | 1 | 3 | 7 | — | — |
| Revenue law: | | | | | | | | | | | | | | | | | | | | | | | | | |
| 170 Motor vehicle licence | M 94,522 F 4,212 | 1,325 60 | — | — | — | 3,550 209 | — | 89,647 13,943 | 707 61 | — | 165 11 | — | 7 1 | 6 | 88,757 3,865 | — | — | 2 | — | 1 | 1 | — | 1 | 1 | — |
| 171 Dog licence | M 2,643 F 1,415 | 29 21 | — | — | — | 84 43 | — | 2,530 1,351 | 46 37 | — | 13 3 | — | — | — | 2,471 1,311 | — | — | — | — | — | — | — | — | — | — |
| 172 Other offence against revenue law | M 1,618 F 106 | 23 | — | 8 | 109 1 | 80 10 | — | 1,298 95 | 9 | — | 11 | — | — | — | 1,363 92 | — | — | 11 1 | 4 | — | — | — | — | — | |
| 173 Stage carriage or public service vehicle offence | M 1,865 F 88 | 99 1 | — | — | — | 190 4 | — | 1,576 83 | 37 5 | 9 1 | 39 3 | — | 3 | 1 | 1,485 74 | — | — | — | — | — | 1 | — | — | 1 | |
| 179 Sunday trading, etc. | M 486 F 56 | 25 2 | 1 | — | — | 53 8 | — | 407 46 | — | — | 2 | — | — | — | 403 42 | — | — | — | — | — | — | — | — | — | — |
| 180 Tram or trolley vehicle offence | M 2 F — | — | — | — | — | 1 | — | 1 | — | — | — | — | — | — | 1 | — | — | — | — | — | — | — | — | — | — |
| 181 Unlawful possession | M 321 F 23 | 7 1 | 1 | — | 2 | 54 5 | — | 257 17 | — | — | 47 4 | — | 8 3 | 2 | 159 10 | — | — | 3 | 15 | 9 | — | 1 | 8 | — | — |

TABLE I(a): PERSONS PROCEEDED
By Offence, Sex

| Offence (1) | Total number proceeded against (2) | Proceedings discontinued (3) | Discharged under s. 7 Magistrates' Courts Act 1952 (4) | Committed for trial | | Charge withdrawn or dismissed (7) | Hospital or guardianship order (No finding of guilt) (8) | Total found guilty | |
|---|---------------------------------------|---------------------------------|---|---------------------|----------------|--------------------------------------|--|--------------------|----------------------------|
| | | | | In custody (5) | On bail (6) | | | (9) | Absolute discharge (10) |
| Vagrancy Offences: | | | | | | | | | |
| 182 Begging M | 1,152 | 4 | — | — | — | 21 | — | 1,127 | 28 |
| F | 46 | — | — | — | — | — | — | 46 | 3 |
| 183 Sleeping out M | 295 | 1 | — | — | — | 19 | — | 275 | 18 |
| F | 16 | — | — | — | — | 2 | — | 14 | 1 |
| 185 Found in enclosed premises M | 868 | 38 | — | 4 | 5 | 166 | — | 655 | 8 |
| F | 17 | 1 | — | 1 | 1 | 2 | — | 13 | — |
| 186 Frequenting M | 3,017 | 87 | 1 | 15 | 18 | 534 | 3 | 2,359 | 22 |
| F | 82 | 1 | — | — | — | 9 | — | 72 | 1 |
| 187A Male living on female prostitute's earnings M | 231 | 1 | — | 24 | 71 | 9 | — | 126 | — |
| F | — | — | — | — | — | — | — | — | — |
| 187B Importuning by male M | 685 | 1 | 1 | 7 | 52 | 33 | — | 591 | 2 |
| 187C Female living on female prostitute's earnings M | — | — | — | — | — | — | — | — | — |
| F | 10 | — | 1 | 1 | 5 | — | — | 3 | — |
| 187D Living on male prostitute's earnings M | 4 | — | — | 2 | 1 | — | — | 1 | — |
| F | — | — | — | — | — | — | — | — | — |
| 188 Other vagrancy offences M | 94 | — | — | — | — | 5 | — | 89 | 2 |
| F | 6 | — | — | — | — | — | — | 6 | — |
| 189 Weights and Measures Acts M | 742 | 7 | — | — | — | 87 | — | 648 | 5 |
| F | 39 | — | — | — | — | 1 | — | 38 | 2 |
| 190 Wild Birds Protection Acts M | 124 | — | — | 2 | — | 7 | — | 115 | 4 |
| F | 11 | — | — | — | — | — | — | 11 | — |
| 191 Wireless Telegraphy Acts M | 21,885 | 57 | — | — | — | 235 | — | 21,593 | 89 |
| F | 11,978 | 29 | — | — | — | 170 | — | 11,779 | 79 |
| 192 Gross indecency with child M | 574 | 5 | — | 63 | 162 | 29 | — | 315 | 1 |
| F | 8 | — | — | 1 | 3 | 1 | — | 3 | — |
| 193 Drug offence M | 10,181 | 13 | 5 | 396 | 1,649 | 291 | — | 7,827 | 32 |
| F | 1,676 | 3 | 2 | 27 | 319 | 85 | — | 1,240 | 31 |
| 194 Immigration offence M | 812 | 3 | 2 | 45 | 38 | 31 | — | 693 | 31 |
| F | 144 | 2 | — | 4 | 2 | 9 | — | 127 | 8 |
| 195 Other non-indictable offence (excluding motoring) M | 29,964 | 402 | 4 | 103 | 1,214 | 3,636 | 3 | 24,602 | 226 |
| F | 2,448 | 40 | — | 8 | 63 | 423 | — | 1,914 | 32 |
| Total non-indictable (other than motoring) offences M | 390,726 | 4,557 | 40 | 1,242 | 5,470 | 18,041 | 19 | 361,357 | 3,914 |
| F | 47,879 | 446 | 4 | 60 | 561 | 2,578 | 3 | 44,227 | 848 |

AGAINST AT MAGISTRATES' COURT
and Result (continued)

Number of persons

| Persons dealt with summarily | | | | | | | | | | | | | |
|------------------------------|-------------------------------|---|-------------------------|---------------------------|--------------|---------------------------------|--------------------------------|--------------------|----------------------------|----------------------------------|---|---|------------------------------|
| Found guilty | | | | | | | | | | | | | |
| Recognizance (11) | Conditional discharge (12) | Hospital order under s. 60 Mental Health Act 1959 (13) | Probation order (14) | Supervision order (15) | Fine (16) | Attendance centre order (17) | Detention centre order (18) | Care order (19) | Suspended sentence (20) | Imprisonment (immediate) (21) | Committed for sentence under s. 29 Magistrates' Courts Act 1952 (22) | Committed for sentence under s. 28 Magistrates' Courts Act 1952 (23) | Otherwise dealt with (24) |
| 3 | 253 | 8 | 2 | — | 639 | — | 1 | — | 63 | — | — | — | 35 |
| — | 11 | — | — | 1 | 23 | — | — | — | 2 | — | — | — | 1 |
| — | 100 | 3 | 15 | — | 103 | 1 | — | — | 8 | — | — | — | 4 |
| — | 7 | 1 | 2 | — | 2 | — | — | — | — | — | — | — | — |
| 10 | 132 | — | 35 | 17 | 309 | 13 | 12 | 12 | 29 | 39 | — | 15 | 24 |
| 1 | 5 | — | 1 | 3 | 3 | — | — | — | — | — | — | — | — |
| 7 | 443 | 13 | 97 | 48 | 1,065 | 25 | 57 | 16 | 207 | 225 | — | 46 | 88 |
| 4 | 20 | — | 7 | — | 17 | — | — | — | 10 | 6 | — | 3 | 4 |
| — | 16 | — | 5 | — | 68 | — | — | — | 17 | 17 | — | 1 | 2 |
| — | — | — | — | — | — | — | — | — | — | — | — | — | — |
| 4 | 101 | — | 25 | — | 446 | — | — | — | 5 | 6 | — | 1 | — |
| — | — | — | — | — | — | — | — | — | — | — | — | — | — |
| — | 1 | — | — | — | 2 | — | — | — | — | — | — | — | — |
| — | — | — | — | — | 1 | — | — | — | — | — | — | — | — |
| — | — | — | — | — | 1 | — | — | — | — | — | — | — | — |
| — | 7 | 1 | 2 | 2 | 74 | — | — | — | — | — | — | — | 1 |
| — | 6 | — | — | — | 6 | — | — | — | — | — | — | — | — |
| — | 11 | — | — | — | 632 | — | — | — | — | — | — | — | — |
| — | 1 | — | — | — | 35 | — | — | — | — | — | — | — | — |
| — | 14 | — | — | 3 | 94 | — | — | — | — | — | — | — | — |
| — | — | — | — | — | 11 | — | — | — | — | — | — | — | — |
| — | 33 | — | 2 | — | 21,469 | — | — | — | — | — | — | — | — |
| — | 54 | — | — | — | 11,646 | — | — | — | — | — | — | — | — |
| 1 | 39 | — | 103 | 10 | 110 | — | — | 3 | 27 | 11 | 7 | 2 | 1 |
| — | — | — | 2 | — | 1 | — | — | — | — | — | — | — | — |
| 1 | 721 | 14 | 425 | 14 | 5,542 | 1 | 55 | 1 | 525 | 294 | 73 | 31 | 98 |
| — | 246 | — | 172 | 12 | 719 | — | — | 5 | 42 | 10 | 7 | 5 | 5 |
| — | 103 | — | — | — | 450 | — | 1 | — | 24 | 64 | — | — | 20 |
| — | 16 | — | — | — | 94 | — | — | 1 | — | 5 | — | — | 3 |
| 1,523 | 1,253 | 22 | 299 | 173 | 19,843 | 144 | 243 | 30 | 330 | 251 | 75 | 66 | 124 |
| 179 | 251 | 3 | 74 | 44 | 1,288 | — | — | 12 | 17 | 10 | 2 | 1 | 1 |
| 3,036 | 11,976 | 133 | 2,401 | 897 | 330,408 | 434 | 777 | 250 | 2,707 | 2,577 | 357 | 350 | 1,140 |
| 524 | 3,243 | 18 | 1,105 | 162 | 37,112 | — | — | 57 | 499 | 293 | 29 | 37 | 300 |

TABLE I(a): PERSONS PROCEEDED
By Offence, Sex

| Offence (1) | Total number proceeded against (2) | Proceedings discontinued (3) | Discharged under s. 7 Magistrates' Courts Act 1952 (4) | Committed for trial | | Charge withdrawn or dismissed (7) | Hospital or guardianship order (No finding of guilt) (8) | Total found guilty (9) | Absolute discharge (10) |
|---|---------------------------------------|---------------------------------|---|---------------------|----------------|--------------------------------------|--|---------------------------|----------------------------|
| | | | | In custody (5) | On bail (6) | | | | |
| <i>Motoring offences:</i> | | | | | | | | | |
| Reckless or dangerous driving . | M 8,033 | 177 | — | 70 | 543 | 351 | — | 6,892 | 11 |
| | F 214 | 2 | — | 1 | 6 | 11 | — | 194 | — |
| Driving while unfit through drink or drugs | M 56,352 | 487 | 7 | 103 | 2,523 | 637 | — | 52,595 | 14 |
| | F 1,347 | 20 | — | — | 49 | 17 | — | 1,261 | — |
| In charge of motor vehicle while unfit: through drink or drugs | M 2,630 | 66 | 1 | — | 65 | 236 | — | 2,262 | 30 |
| | F 97 | 3 | — | — | 3 | 7 | — | 84 | 1 |
| Driving while disqualified | M 11,570 | 134 | 3 | 371 | 1,057 | 259 | — | 9,746 | 86 |
| | F 214 | 2 | — | — | 18 | 16 | — | 178 | 2 |
| Other motoring offence | M 1,066,194 | 12,616 | 3 | 55 | 207 | 29,412 | 1 | 1,023,900 | 7,522 |
| | F 86,442 | 596 | — | — | 6 | 2,338 | — | 83,502 | 596 |
| Total motoring offences | M 1,144,779 | 13,480 | 14 | 599 | 4,395 | 30,895 | 1 | 1,095,395 | 7,663 |
| | F 88,314 | 623 | — | 1 | 82 | 2,389 | — | 85,219 | 599 |
| TOTAL NON-INDICTABLE OFFENCES | M 1,535,505 | 18,037 | 54 | 1,841 | 9,865 | 48,936 | 20 | 1,456,752 | 11,577 |
| | F 136,193 | 1,069 | 4 | 61 | 643 | 4,967 | 3 | 129,446 | 1,447 |

AGAINST AT MAGISTRATES' COURTS
and Result (continued)

Number of persons

| Persons dealt with summarily | | | | | | | | | | | | | |
|------------------------------|-------------------------------|--|-------------------------|---------------------------|--------------|---------------------------------|--------------------------------|--------------------|----------------------------|----------------------------------|---|---|------------------------------|
| Found guilty | | | | | | | | | | | | | |
| Recognizance (11) | Conditional discharge (12) | Hospital order under s. 60 Mental Health Act 1959 (13) | Probation order (14) | Supervision order (15) | Fine (16) | Attendance centre order (17) | Detention centre order (18) | Care order (19) | Suspended sentence (20) | Imprisonment (immediate) (21) | Committed for sentence under s. 29 Magistrates' Courts Act 1952 (22) | Committed for sentence under s. 28 Magistrates' Courts Act 1952 (23) | Otherwise dealt with (24) |
| — | 16 | 1 | 20 | 7 | 6,446 | 11 | 78 | 17 | 85 | 77 | 48 | 32 | 43 |
| — | — | — | — | — | 193 | — | — | — | 1 | — | — | — | — |
| — | 49 | — | 92 | 8 | 51,304 | 3 | 58 | 1 | 428 | 393 | 108 | 26 | 111 |
| — | 7 | — | 6 | — | 1,242 | — | — | — | 3 | — | 2 | — | — |
| — | 16 | — | 4 | 1 | 2,185 | — | 3 | — | 9 | 5 | 7 | — | — |
| — | 1 | — | — | — | 82 | — | — | — | — | — | — | — | — |
| 1 | 192 | 2 | 218 | 11 | 4,987 | 20 | 316 | 7 | 1,715 | 1,099 | 400 | 166 | 526 |
| — | 9 | — | 5 | 1 | 136 | — | — | 1 | 19 | 2 | 2 | — | 1 |
| 3 | 3,994 | 5 | 671 | 712 | 1,007,918 | 99 | 294 | 143 | 178 | 153 | 136 | 153 | 1,919 |
| — | 242 | — | 46 | 17 | 82,572 | — | — | 5 | 2 | 1 | 1 | — | 20 |
| 4 | 4,267 | 8 | 1,005 | 739 | 1,072,840 | 133 | 749 | 168 | 2,415 | 1,727 | 699 | 377 | 2,601 |
| — | 259 | — | 57 | 18 | 84,225 | — | — | 6 | 25 | 3 | 5 | — | 22 |
| 3,040 | 16,243 | 141 | 3,406 | 1,636 | 1,403,248 | 567 | 1,526 | 418 | 5,122 | 4,304 | 1,056 | 727 | 3,741 |
| 524 | 3,502 | 18 | 1,162 | 180 | 121,337 | — | — | 63 | 524 | 296 | 34 | 37 | 322 |

Magistrates' Courts—All Ages

TABLE I(a)(i) PROCEEDINGS DISCONTINUED

AT MAGISTRATES' COURTS

Number of persons

| Reason | Number of persons | |
|--|-------------------|--------------|
| | Males | Females |
| Suicide | 10 | — |
| Died otherwise | 371 | 52 |
| Persons handed over to be dealt with by the Military authorities | 615 | 1 |
| Proceedings adjourned sine die | 18,239 | 1,299 |
| Total | 19,235 | 1,352 |

TABLE I(a) (ii) PERSONS OTHERWISE DEALT WITH AT MAGISTRATES' COURTS:

BY OFFENCE GROUP AND RESULT

Number of persons

| Sentence | Violence against the person | Sexual offences | Burglary | Robbery | Theft and handling stolen goods | Fraud and forgery | Criminal damage | Other indictable offences | All non-indictable offences | Total all offences |
|--|-----------------------------|-----------------|------------|----------|---------------------------------|-------------------|-----------------|---------------------------|-----------------------------|--------------------|
| | | | | | | | | | | |
| MALES | | | | | | | | | | |
| Adjudged to be incorrigible rogues and committed to prison to await sentence at the Crown Court | — | — | — | — | — | — | — | — | 15 | 15 |
| Ordered to pay costs | — | — | — | — | 1 | — | — | — | 3 | 3 |
| Returned to borstal | 32 | 2 | 189 | 3 | 341 | 8 | 19 | 2 | 122 | 718 |
| Committed to the Crown Court in custody under s.67 Mental Health Act 1959 for restriction order | 3 | 2 | 1 | — | 2 | — | 4 | — | 10 | 22 |
| Committed to the Crown Court in hospital under ss.67 and 68 Mental Health Act 1959 for restriction order | — | — | — | — | — | — | 1 | — | 1 | 3 |
| Guardianship order under s.60 Mental Health Act 1959 | — | — | — | — | 2 | — | 1 | — | — | 3 |
| Committed to the Crown Court for sentence under s.56 Criminal Justice Act 1967 | — | — | 9 | — | 13 | — | 3 | — | 2,400 | 2,425 |
| Police cells | 8 | 3 | 93 | — | 206 | 29 | 31 | 2 | 444 | 816 |
| Community service order | 137 | 6 | 421 | — | 969 | 96 | 123 | 9 | 498 | 2,261 |
| No penalty | 3 | — | 5 | — | 16 | 1 | 11 | — | 55 | 91 |
| Not separately dealt with | 1 | — | 4 | — | 3 | 3 | 1 | — | 172 | 184 |
| Convicted sentence postponed | — | — | — | — | — | — | — | — | 2 | 2 |
| Recommendation for deportation, no sentence being imposed | — | — | 1 | — | 2 | 2 | — | — | 14 | 19 |
| Seaman ordered to be taken on board ship or to forfeit wages | — | — | — | — | — | — | — | — | 1 | 1 |
| Other | — | — | 2 | — | 6 | — | 2 | — | 2 | 12 |
| Total | 184 | 13 | 725 | 3 | 1,562 | 139 | 200 | 13 | 3,741 | 6,580 |
| FEMALES | | | | | | | | | | |
| Adjudged to be incorrigible rogues and committed to prison to await sentence at the Crown Court | — | — | — | — | — | — | — | — | — | — |
| Ordered to pay costs | — | — | — | — | — | — | — | — | 3 | 3 |
| Returned to borstal | 1 | — | 3 | — | 20 | — | — | — | 2 | 26 |
| Committed to the Crown Court in custody under s.67 Mental Health Act 1959 for restriction order | 1 | — | — | — | 1 | — | — | — | 1 | 3 |
| Committed to the Crown Court in hospital under ss.67 and 68 Mental Health Act 1959 for restriction order | — | — | — | — | — | — | 1 | — | — | 1 |
| Guardianship order under s.60 Mental Health Act 1959 | — | — | — | — | — | — | — | — | — | — |
| Committed to the Crown Court for sentence under s.56 Criminal Justice Act 1967 | — | — | — | — | — | — | — | — | 36 | 36 |
| Police cells | 1 | — | 3 | — | 18 | 1 | 1 | — | 249 | 273 |
| Community service order | 6 | — | 3 | — | 54 | 15 | 2 | — | 21 | 101 |
| No penalty | — | — | — | — | 1 | 1 | 1 | — | 2 | 5 |
| Not separately dealt with | — | — | — | — | 2 | — | — | — | 7 | 9 |
| Convicted sentence postponed | — | — | — | — | — | — | — | — | — | — |
| Recommendation for deportation, no sentence being imposed | — | — | — | — | — | — | — | — | 1 | 1 |
| Seaman ordered to be taken on board ship or to forfeit wages | — | — | — | — | — | — | — | — | — | — |
| Other | — | — | — | — | — | — | — | — | — | — |
| Total | 9 | — | 9 | — | 96 | 17 | 5 | — | 322 | 458 |

Magistrates' Courts—All Ages

TABLE I(a)(iii) SUSPENDED SENTENCE

Number of persons

| Period of sentence | Suspended for 1 year | | Suspended over 1 year and up to 2 years | |
|--|----------------------|------------|---|--------------|
| | Males | Females | Males | Females |
| 14 days and under | 20 | 2 | 8 | 4 |
| Over 14 days and up to 1 month | 321 | 68 | 315 | 69 |
| Over 1 month and up to 2 months | 156 | 33 | 407 | 72 |
| Over 2 months and up to 3 months | 1,709 | 249 | 6,258 | 692 |
| Over 3 months and up to 6 months | 840 | 41 | 9,325 | 635 |
| Over 6 months | 6 | — | 76 | 5 |
| Total | 3,052 | 393 | 16,389 | 1,477 |

TABLE I(a)(iv) PERSONS PROCEEDED AGAINST AT MAGISTRATES' COURTS FOR OTHER NON-INDICTABLE OFFENCES (EXCLUDING MOTORING)

Number of persons

| Offences against | Total number proceeded against | Committed for trial | Total found guilty |
|---|--------------------------------|---------------------|--------------------|
| Public Order Act 1936 | 21,437 | 892 | 17,397 |
| Litter Acts 1958 and 1971 | 1,999 | 2 | 1,909 |
| Trade Descriptions Act 1968 | 1,298 | 27 | 1,075 |
| Post Office Act 1969 | 1,464 | 5 | 1,093 |
| Public Libraries and Museums Act, 1964 | 938 | — | 572 |
| Civic Amenities Act 1967 | 701 | — | 666 |
| Companies Acts 1948 and 1967 | 452 | 17 | 425 |
| Post Office Act 1953 | 409 | 14 | 363 |
| Magistrates' Courts Act 1952 | 234 | — | 177 |
| Obscene Publications Acts, 1959 and 1964 | 227 | 69 | 149 |
| Bankruptcy Act 1914 and Bankruptcy (Amendment) Act 1926 | 218 | 84 | 129 |
| Pharmacy and Poisons Act 1933 and Poisons Act 1972 | 40 | 4 | 34 |
| Other | 3,195 | 274 | 2,527 |
| Total | 32,412 | 1,388 | 26,516 |

TABLE I(a)(v) PERSONS RECEIVING SENTENCES OR ORDERS INTRODUCED BY THE CRIMINAL JUSTICE ACT 1972

Number of persons

| Sex and type of offence | Sentence or order | | |
|--|--|---|-------------------------|
| | Probation with Day Training Centre order | Suspended sentence with supervision order | Community service order |
| MALES | | | |
| Violence against the person | 1 | — | 137 |
| Sexual offences | 1 | — | 6 |
| Burglary | 12 | — | 421 |
| Robbery | — | — | — |
| Theft and handling stolen goods | 29 | 2 | 969 |
| Fraud and forgery | 4 | — | 96 |
| Criminal damage | 3 | — | 125 |
| Other indictable offences | 1 | — | 9 |
| Total indictable offences | 51 | 2 | 1,763 |
| Non-indictable offences | 20 | 5 | 498 |
| FEMALES | | | |
| Violence against the person | — | — | 6 |
| Sexual offences | — | — | 3 |
| Burglary | — | — | — |
| Robbery | — | — | — |
| Theft and handling stolen goods | 3 | — | 54 |
| Fraud and forgery | 1 | — | 15 |
| Criminal damage | 2 | — | 2 |
| Other indictable offences | — | — | — |
| Total indictable offences | 6 | — | 80 |
| Non-indictable offences | 1 | — | 21 |

Magistrates' Courts—Ages under 14

TABLE I(b): PERSONS AGED UNDER 14
By Offence, Sex

| Offence (1) | Total number proceeded against (2) | Proceedings discontinued (3) | Discharged under s. 7 Magistrates' Courts Act 1952 (4) | Committed for trial | | Charge withdrawn or dismissed (7) | Hospital or guardianship order (No finding of guilt) (8) |
|---|---------------------------------------|---------------------------------|---|---------------------|----------------|--------------------------------------|--|
| | | | | In custody (5) | On bail (6) | | |
| INDICTABLE OFFENCES | | | | | | | |
| VIOLENCE AGAINST THE PERSON | | | | | | | |
| 1 Murder M | 1 | — | — | 1 | — | — | — |
| F | — | — | — | — | — | — | — |
| 4 Manslaughter M | 3 | — | — | — | 3 | — | — |
| F | — | — | — | — | — | — | — |
| 5 Wounding or other act en- dangering life M | 15 | — | — | 1 | 1 | 4 | — |
| F | 5 | — | — | — | — | — | — |
| 6 Endangering railway passenger . M | 10 | — | — | — | — | 1 | — |
| F | — | — | — | — | — | — | — |
| 8 Other wounding, etc. M | 606 | 8 | — | — | — | 68 | — |
| F | 110 | 3 | — | — | 2 | 8 | — |
| 9 Assault M | 7 | — | — | — | — | — | — |
| F | — | — | — | — | — | — | — |
| 13 Child stealing M | — | — | — | — | — | — | — |
| F | 1 | — | — | — | — | 1 | — |
| Sub-total M | 642 | 8 | — | 2 | 6 | 69 | — |
| F | 116 | 3 | — | — | 1 | 13 | — |
| SEXUAL OFFENCES | | | | | | | |
| 17 Attempt to commit buggery, etc. M | 16 | — | — | — | — | 2 | — |
| F | — | — | — | — | — | — | — |
| 18 Indecency between males M | 4 | — | — | — | — | — | — |
| 20 Indecent assault on a female . . M | 107 | — | — | — | — | 15 | — |
| F | — | — | — | — | — | — | — |
| 22 Unlawful sexual intercourse with girl under 16 M | 1 | — | — | — | — | — | — |
| F | — | — | — | — | — | — | — |
| Sub-total M | 128 | — | — | — | — | 17 | — |
| F | — | — | — | — | — | — | — |
| BURGLARY | | | | | | | |
| 28 Burglary in a dwelling M | 2,858 | 9 | 1 | 1 | 5 | 74 | — |
| F | 197 | — | 1 | — | — | 6 | — |
| 29 Aggravated burglary in a dwelling M | 4 | — | — | — | — | 1 | — |
| F | — | — | — | — | — | — | — |
| 30 Burglary in a building other than a dwelling M | 6,098 | 27 | — | 3 | 6 | 208 | — |
| F | 197 | 2 | — | — | 1 | 12 | — |
| 31 Aggravated burglary in a building other than a dwelling . . M | 2 | — | — | — | 1 | — | — |
| F | — | — | — | — | — | — | — |
| 33 Going equipped for stealing, etc. M | 64 | — | — | — | — | 10 | — |
| F | — | — | — | — | — | — | — |
| Sub-total M | 9,026 | 36 | 1 | 4 | 12 | 293 | — |
| F | 394 | 2 | 1 | — | 1 | 18 | — |

Magistrates' Courts—Ages under 14

PROCEEDED AGAINST AT MAGISTRATES' COURTS
and Result—England and Wales 1975
Number of persons

| Persons dealt with summarily | | | | | | | | | |
|------------------------------|----------------------------|----------------------|-------------------------------|--|---------------------------|--------------|---------------------------------|--------------------|------------------------------|
| Found guilty | | | | | | | | | |
| Total found guilty (9) | Absolute discharge (10) | Recognizance (11) | Conditional discharge (12) | Hospital order under s. 60 Mental Health Act 1959 (13) | Supervision order (14) | Fine (15) | Attendance centre order (16) | Care order (17) | Otherwise dealt with (18) |
| — | — | — | — | — | — | — | — | — | — |
| — | — | — | — | — | — | — | — | — | — |
| 13 | — | — | — | — | 7 | — | 4 | 2 | — |
| 1 | — | — | — | — | 1 | — | — | — | — |
| 9 | — | — | 1 | — | 2 | 4 | 1 | 1 | — |
| 528 | 10 | 9 | 161 | — | 106 | 131 | 78 | 33 | — |
| 98 | — | 1 | 43 | — | 23 | 20 | — | 11 | — |
| 7 | — | — | 1 | — | 2 | 1 | 3 | — | — |
| — | — | — | — | — | — | — | — | — | — |
| — | — | — | — | — | — | — | — | — | — |
| 557 | 10 | 9 | 163 | — | 117 | 136 | 86 | 36 | — |
| 99 | — | 1 | 43 | — | 24 | 20 | — | 11 | — |
| 14 | — | — | 1 | — | 7 | 2 | — | 4 | — |
| — | — | — | — | — | — | — | — | — | — |
| 4 | — | — | 4 | — | — | — | — | — | — |
| 92 | 2 | — | 25 | — | 35 | 9 | 13 | 8 | — |
| 1 | — | — | — | — | 1 | — | — | — | — |
| — | — | — | — | — | — | — | — | — | — |
| 111 | 2 | — | 30 | — | 43 | 11 | 13 | 12 | — |
| — | — | — | — | — | — | — | — | — | — |
| 2,768 | 51 | — | 655 | — | 691 | 366 | 404 | 600 | 1 |
| 190 | 1 | — | 43 | — | 67 | 23 | — | 56 | — |
| 3 | — | — | — | — | — | 1 | 1 | 1 | — |
| 5,854 | 86 | 2 | 1,685 | — | 1,414 | 1,079 | 794 | 788 | 6 |
| 182 | 4 | — | 44 | — | 72 | 29 | — | 33 | — |
| 1 | — | — | — | — | — | — | 1 | — | — |
| — | — | — | — | — | — | — | — | — | — |
| 54 | 1 | — | 16 | — | 11 | 6 | 15 | 5 | — |
| — | — | — | — | — | — | — | — | — | — |
| 8,680 | 138 | 2 | 2,356 | — | 2,116 | 1,452 | 1,215 | 1,394 | 7 |
| 372 | 5 | — | 87 | — | 139 | 52 | — | 89 | — |

TABLE I(b): PERSONS AGED UNDER 14
By Offence, Sex

| Offence | Total number proceeded against | Proceedings discontinued | Discharged under s. 7 Magistrates' Courts Act 1952 | Committed for trial | | Charge withdrawn or dismissed | Hospital or guardianship order (No finding of guilt) | |
|---|--------------------------------|--------------------------|--|---------------------|---------|-------------------------------|--|---|
| | | | | In custody | On bail | | | |
| (1) | (2) | (3) | (4) | (5) | (6) | (7) | (8) | |
| ROBBERY | | | | | | | | |
| 34 Robbery | M | 313 | — | — | 3 | 4 | 31 | — |
| | F | 30 | — | — | — | — | 2 | — |
| Sub-total | M | 313 | — | — | 3 | 4 | 31 | — |
| | F | 30 | — | — | — | — | 2 | — |
| THEFT AND HANDLING STOLEN GOODS | | | | | | | | |
| 39 Theft from the person of another | M | 109 | — | — | — | 3 | 4 | — |
| | F | 14 | — | — | — | — | 1 | — |
| 40 Theft in a dwelling other than from automatic machine or meter | M | 170 | — | — | — | — | 4 | — |
| | F | 71 | — | — | — | — | 3 | — |
| 41 Theft by an employee | M | 18 | — | — | 1 | — | 1 | — |
| | F | 4 | — | — | — | — | 1 | — |
| 42 Theft or unauthorised taking from mail | M | 17 | 1 | — | — | — | 3 | — |
| | F | 7 | — | — | — | — | — | — |
| 44 Theft of pedal cycle | M | 613 | 1 | — | — | — | 52 | — |
| | F | 14 | — | — | — | — | 2 | — |
| 45 Theft from vehicle | M | 427 | 2 | — | — | — | 18 | — |
| | F | 10 | — | — | — | — | — | — |
| 46 Shoplifting | M | 2,304 | 9 | — | — | — | 92 | — |
| | F | 1,019 | 8 | 1 | — | 2 | 36 | — |
| 47 Theft from automatic machine or meter | M | 135 | 2 | — | — | — | 4 | — |
| | F | 9 | — | — | — | — | 2 | — |
| 48 Theft or unauthorised taking of motor vehicle | M | 964 | 6 | — | — | 2 | 54 | — |
| | F | 27 | — | — | — | — | 3 | — |
| 49 Other theft or unauthorised taking | M | 3,619 | 11 | — | — | 5 | 167 | — |
| | F | 505 | 1 | — | — | — | 25 | — |
| 54 Handling stolen goods | M | 1,047 | — | — | 1 | — | 67 | — |
| | F | 133 | 2 | — | — | — | 11 | — |
| Sub-total | M | 9,423 | 32 | — | 2 | 10 | 466 | — |
| | F | 1,813 | 11 | 1 | — | 2 | 84 | — |

Magistrates' Courts—Ages under 14
PROCEEDED AGAINST AT MAGISTRATES' COURTS
and Result (continued)

Number of persons

| Persons dealt with summarily | | | | | | | | | |
|------------------------------|--------------------|--------------|-----------------------|---|-------------------|-------|-------------------------|------------|----------------------|
| Found guilty | | | | | | | | | |
| Total found guilty | Absolute discharge | Recognizance | Conditional discharge | Hospital order under s. 60 Mental Health Act 1959 | Supervision order | Fine | Attendance centre order | Care order | Otherwise dealt with |
| (9) | (10) | (11) | (12) | (13) | (14) | (15) | (16) | (17) | (18) |
| 275 | 4 | — | 80 | — | 60 | 43 | 44 | 44 | — |
| 28 | — | — | 7 | — | 9 | 6 | — | 6 | — |
| 275 | 4 | — | 80 | — | 60 | 43 | 44 | 44 | — |
| 28 | — | — | 7 | — | 9 | 6 | — | 6 | — |
| 102 | 4 | 1 | 21 | — | 31 | 15 | 17 | 13 | — |
| 13 | — | — | 4 | — | 4 | 1 | — | 4 | — |
| 166 | 4 | — | 38 | — | 45 | 28 | 20 | 30 | 1 |
| 68 | 3 | — | 20 | — | 25 | 8 | — | 12 | — |
| 16 | — | — | 3 | — | 6 | 5 | 2 | — | — |
| 3 | — | — | — | — | 2 | 1 | — | — | — |
| 13 | — | — | 1 | — | 6 | 3 | — | 3 | — |
| 7 | — | — | 1 | — | 1 | 4 | — | 1 | — |
| 560 | 12 | — | 155 | — | 146 | 119 | 61 | 67 | — |
| 12 | — | — | 6 | — | 6 | — | — | — | — |
| 407 | 4 | — | 121 | — | 100 | 95 | 47 | 40 | — |
| 10 | — | — | 6 | — | 3 | — | — | 1 | — |
| 2,203 | 34 | 2 | 672 | — | 524 | 569 | 224 | 177 | 1 |
| 972 | 18 | 6 | 350 | — | 267 | 260 | — | 71 | — |
| 129 | — | — | 45 | — | 32 | 18 | 18 | 16 | — |
| 7 | — | — | 1 | — | 5 | — | — | 1 | — |
| 902 | 16 | 1 | 274 | — | 179 | 236 | 123 | 72 | 1 |
| 24 | 3 | — | 6 | — | 7 | 7 | — | 1 | — |
| 3,436 | 68 | 4 | 1,054 | — | 787 | 755 | 417 | 349 | 2 |
| 1,479 | 4 | — | 170 | 1 | 162 | 67 | — | 75 | — |
| 979 | 33 | — | 383 | — | 205 | 219 | 77 | 64 | — |
| 120 | 5 | — | 50 | — | 37 | 21 | — | 7 | — |
| 3,913 | 175 | 8 | 2,767 | — | 2,059 | 2,062 | 1,006 | 831 | 5 |
| 1,715 | 33 | 6 | 614 | 1 | 519 | 369 | — | 173 | — |

TABLE I(b): PERSONS AGED UNDER 14
By Offence Sex

| Offence (1) | Total number proceeded against (2) | Proceedings discontinued (3) | Discharge under s. 7 Magistrates' Courts Act 1952 (4) | Committed for trial | | Charge withdrawn or dismissed (7) | Hospital or guardianship order (No finding of guilt) (8) |
|---|---------------------------------------|---------------------------------|--|---------------------|----------------|--------------------------------------|--|
| | | | | In custody (5) | On bail (6) | | |
| FRAUD AND FORGERY | | | | | | | |
| 53 Other fraud | M | 103 | 1 | — | — | 4 | — |
| | F | 30 | — | — | — | 1 | — |
| 60 Forgery and uttering drug prescription | M | 1 | — | — | — | — | — |
| | F | 2 | — | — | — | — | — |
| 61 Other forgery and uttering | M | 21 | — | — | — | 1 | — |
| | F | 7 | — | — | — | — | — |
| Sub-total | M | 125 | 1 | — | — | 5 | — |
| | F | 39 | — | — | — | 1 | — |
| CRIMINAL DAMAGE | | | | | | | |
| 56 Arson | M | 490 | 2 | — | 1 | 50 | — |
| | F | 15 | — | — | — | 3 | — |
| 57 Criminal damage endangering life | M | 9 | — | — | — | 1 | — |
| | F | — | — | — | — | — | — |
| 58 Other criminal damage | M | 2,446 | 13 | — | 1 | 186 | — |
| | F | 107 | — | — | — | 9 | — |
| 59 Threat, etc. to commit criminal damage | M | 18 | — | — | 1 | 1 | — |
| | F | 6 | — | — | — | — | — |
| Sub-total | M | 2,963 | 15 | — | 3 | 238 | — |
| | F | 128 | — | — | — | 12 | — |
| OTHER INDICTABLE OFFENCES | | | | | | | |
| 35 Blackmail | M | 35 | — | — | — | — | — |
| | F | 3 | — | — | — | — | — |
| 99 Other indictable offence | M | 22 | — | — | — | 1 | — |
| | F | 4 | — | — | — | 1 | — |
| Sub-total | M | 57 | — | — | — | 1 | — |
| | F | 7 | — | — | — | 1 | — |
| TOTAL INDICTABLE OFFENCES | M | 22,677 | 92 | 1 | 11 | 1,120 | — |
| | F | 2,527 | 16 | 2 | 4 | 131 | — |

PROCEEDED AGAINST AT MAGISTRATES' COURTS
and Result (continued)

Number of persons

| Persons dealt with summarily | | | | | | | | | |
|------------------------------|----------------------------|----------------------|-------------------------------|---|---------------------------|--------------|---------------------------------|--------------------|------------------------------|
| Found guilty | | | | | | | | | |
| Total found guilty (9) | Absolute discharge (10) | Recognizance (11) | Conditional discharge (12) | Hospital order under s. 60 Mental Health Act 1959 (13) | Supervision order (14) | Fine (15) | Attendance centre order (16) | Care order (17) | Otherwise dealt with (18) |
| 98 | 1 | — | 20 | — | 24 | 29 | 15 | 9 | — |
| 29 | — | — | 5 | — | 9 | 9 | — | 6 | — |
| 1 | — | — | 1 | — | — | — | — | — | — |
| 2 | — | — | 1 | — | 1 | — | — | — | — |
| 20 | — | — | 4 | — | 6 | 2 | 2 | 6 | — |
| 7 | — | — | 2 | — | — | 4 | — | 1 | — |
| 119 | 1 | — | 25 | — | 30 | 31 | 17 | 15 | — |
| 38 | — | — | 8 | — | 10 | 13 | — | 7 | — |
| 437 | 4 | — | 127 | — | 122 | 58 | 53 | 73 | — |
| 12 | 1 | — | 1 | — | 5 | 2 | — | 3 | — |
| 8 | — | — | — | — | — | — | — | 1 | — |
| 2,246 | 64 | 1 | 872 | — | 296 | 674 | 236 | 98 | 5 |
| 98 | 2 | — | 45 | — | 11 | 36 | — | 4 | — |
| 16 | — | — | — | — | 1 | 8 | 5 | 2 | — |
| 6 | — | — | — | — | 1 | 4 | — | 1 | — |
| 2,707 | 68 | 1 | 999 | — | 424 | 742 | 294 | 174 | 5 |
| 116 | 3 | — | 46 | — | 17 | 42 | — | 8 | — |
| 35 | — | 1 | 11 | — | 11 | 3 | 5 | 4 | — |
| 3 | — | — | — | — | 2 | — | — | 1 | — |
| 21 | 2 | — | 7 | — | 3 | 9 | — | — | — |
| 3 | — | — | 1 | — | 1 | 1 | — | — | — |
| 56 | 2 | 1 | 18 | — | 14 | 12 | 5 | 4 | — |
| 6 | — | — | 1 | — | 3 | 1 | — | 1 | — |
| 21,418 | 400 | 21 | 6,438 | — | 4,863 | 4,489 | 2,680 | 2,510 | 17 |
| 2,374 | 41 | 7 | 806 | 1 | 721 | 503 | — | 295 | — |

TABLE I(b): PERSONS AGED UNDER 14
By Offence, Sex

| Offence (1) | Total number proceeded against (2) | Proceedings discontinued (3) | Discharged under s. 7 Magistrates' Courts Act 1952 (4) | Committed for trial | | Charge withdrawn or dismissed (7) | Hospital or guardianship order (No finding of guilt) (8) |
|---|---------------------------------------|---------------------------------|---|---------------------|----------------|--------------------------------------|--|
| | | | | In custody (5) | On bail (6) | | |
| NON-INDICTABLE OFFENCES | | | | | | | |
| Assault: | | | | | | | |
| 104 On constable | M F | 16 3 | — | — | — | 1 | 1 |
| 105 Common, etc. | M F | 18 3 | — | — | — | 9 | 2 |
| 108 Cruelty to animal | M F | 37 2 | — | — | — | 4 | — |
| 111 Dog, offence in relation to | M F | 6 2 | — | — | — | 1 | 1 |
| Explosives, Firearm, etc. | | | | | | | |
| 113 Explosives Act | M F | 5 — | — | — | — | — | — |
| 115 Firearms Act | M F | 371 2 | 3 | 1 | — | 6 | — |
| Game Law: | | | | | | | |
| 119 Day poaching | M F | 8 — | — | — | — | 1 | — |
| Highways Act: | | | | | | | |
| 122 Obstruction other than by vehicle | M F | 15 1 | — | — | — | 1 | — |
| 123 Nuisance other than by vehicle | M F | 54 — | — | — | — | — | — |
| 135 Horsesdrawn vehicle | M F | 1 — | — | — | — | — | — |
| 137 Pedal cycle | M F | 290 14 | 2 | — | — | 11 | — |
| 124 Other Highways Act offence | M F | 2 — | — | — | — | — | — |
| 139 Indecent exposure | M | 20 | — | — | — | 2 | — |
| Intoxicating liquor law: | | | | | | | |
| 140 Drunkenness, simple | M F | 15 3 | — | — | — | 1 | — |
| 141 Drunkenness, with aggravation | M F | 6 2 | — | — | — | — | — |

PROCEEDED AGAINST AT MAGISTRATES' COURTS
and Result (continued)

Number of persons

| Persons dealt with summarily | | | | | | | | | |
|------------------------------|----------------------------|----------------------|-------------------------------|---|---------------------------|--------------|---------------------------------|--------------------|------------------------------|
| Found guilty | | | | | | | | | |
| Total found guilty (9) | Absolute discharge (10) | Recognizance (11) | Conditional discharge (12) | Hospital order under s. 60 Mental Health Act 1959 (13) | Supervision order (14) | Fine (15) | Attendance centre order (16) | Care order (17) | Otherwise dealt with (18) |
| 14 | 1 | — | 2 | — | 2 | 3 | 4 | 2 | — |
| 3 | — | — | 2 | — | — | — | — | 1 | — |
| 9 | — | — | 6 | — | 1 | 1 | — | 1 | — |
| 1 | — | — | 1 | — | — | — | — | — | 1 |
| 33 | — | — | 5 | — | 8 | 12 | 1 | 7 | — |
| 2 | — | — | 1 | — | 1 | — | — | — | — |
| 5 | — | — | 2 | — | — | 3 | — | — | — |
| 1 | — | — | 1 | — | — | — | — | — | — |
| 5 | — | — | 2 | — | — | 3 | — | — | — |
| 361 | 32 | — | 121 | — | 26 | 153 | 17 | 12 | — |
| 2 | — | — | — | — | — | 2 | — | — | — |
| 7 | 1 | — | 1 | — | — | 4 | — | 1 | — |
| — | — | — | — | — | — | — | — | — | — |
| 14 | 1 | — | 3 | — | — | 10 | — | — | — |
| 1 | — | — | — | — | — | 1 | — | — | — |
| 54 | 3 | 1 | 8 | — | 9 | 31 | 1 | 1 | — |
| — | — | — | — | — | — | — | — | — | — |
| 1 | — | — | 1 | — | — | — | — | — | — |
| 277 | 10 | — | 61 | — | 44 | 142 | 3 | 16 | 1 |
| 14 | 2 | — | 1 | — | 2 | 8 | — | 1 | — |
| — | — | — | — | — | — | — | — | — | — |
| 2 | — | — | 1 | — | — | 1 | — | — | — |
| 18 | — | — | 10 | — | 7 | — | — | 1 | — |
| 14 | 2 | — | 3 | — | 2 | 6 | — | 1 | — |
| 3 | — | — | 1 | — | 1 | 1 | — | — | — |
| 6 | — | — | 1 | — | — | 4 | — | 1 | — |
| 2 | — | — | — | — | 1 | 1 | — | — | — |

CONTINUED

1 OF 4

TABLE I(b): PERSONS AGED UNDER 14
By Offence, Sex

| Offence (1) | Total number proceeded against (2) | Proceedings discontinued (3) | Discharged under s. 7 Magistrates' Courts Act 1952 (4) | Committed for trial | | Charge withdrawn or dismissed (7) | Hospital or guardianship order (No finding of guilt) (8) |
|--|---------------------------------------|---------------------------------|---|---------------------|----------------|--------------------------------------|--|
| | | | | In custody (5) | On bail (6) | | |
| Intoxicating liquor law:—cont'd. | | | | | | | |
| 143 Other offence against intoxicating liquor law | 20 | — | — | — | — | 1 | — |
| | 9 | — | — | — | — | — | — |
| 148 Other offence against labour law | 1 | — | — | — | — | — | — |
| | — | — | — | — | — | — | — |
| 149 Malicious damage | 6 | 1 | — | — | — | 1 | — |
| | — | — | — | — | — | — | — |
| 150 Merchant Shipping Acts | 3 | — | — | — | — | — | — |
| | — | — | — | — | — | — | — |
| 156 Park, common or other open space offence | 9 | — | — | — | — | — | — |
| | — | — | — | — | — | — | — |
| Certain local regulations: | | | | | | | |
| 162 Disorderly behaviour | 38 | — | — | — | — | 10 | — |
| | 7 | — | — | — | — | 2 | — |
| 164 Other offence | 82 | — | — | — | — | 2 | — |
| | 12 | — | — | — | — | 1 | — |
| 165 Prevention of Crime Act | 105 | — | — | 1 | — | 11 | — |
| | 5 | — | — | — | — | 1 | — |
| 168 Public health offence | 1 | — | — | — | — | — | — |
| | 3 | — | — | — | — | — | — |
| 169 Railway offence | 608 | 3 | — | — | — | 5 | — |
| | 48 | 1 | — | — | — | — | — |
| Revenue law: | | | | | | | |
| 170 Motor vehicle licence | 3 | — | — | — | — | — | — |
| | — | — | — | — | — | — | — |
| 171 Dog licence | 1 | — | — | — | — | — | — |
| | 1 | — | — | — | — | — | — |
| 173 Stage carriage or public service vehicle offence | 4 | — | — | — | — | 2 | — |
| | — | — | — | — | — | — | — |
| 181 Unlawful possession | 6 | — | — | — | — | — | — |
| | — | — | — | — | — | — | — |
| Vagrancy offences: | | | | | | | |
| 182 Begging | 3 | — | — | — | — | — | — |
| | — | — | — | — | — | — | — |
| 183 Sleeping out | 2 | — | — | — | — | — | — |
| | — | — | — | — | — | — | — |
| 185 Found in enclosed premises | 35 | — | — | — | — | 4 | — |
| | — | — | — | — | — | — | — |
| 186 Frequenting | 60 | — | — | — | — | 12 | — |
| | — | — | — | — | — | — | — |

PROCEEDED AGAINST AT MAGISTRATES' COURTS
and Result (continued)

Number of persons

| Persons dealt with summarily | | | | | | | | | |
|------------------------------|----------------------------|----------------------|-------------------------------|---|---------------------------|--------------|---------------------------------|--------------------|------------------------------|
| Found guilty | | | | | | | | | |
| Total found guilty (9) | Absolute discharge (10) | Recognizance (11) | Conditional discharge (12) | Hospital order under s. 60 Mental Health Act 1959 (13) | Supervision order (14) | Fine (15) | Attendance centre order (16) | Care order (17) | Otherwise dealt with (18) |
| 19 | 2 | — | 3 | — | — | 14 | — | — | — |
| 9 | 1 | — | — | — | — | 4 | — | — | — |
| 1 | — | — | — | — | — | 1 | — | — | — |
| 4 | — | — | 1 | — | 2 | — | 1 | — | — |
| 3 | — | — | — | — | — | 3 | — | — | — |
| 9 | — | — | 8 | — | — | 1 | — | — | — |
| 28 | 1 | 5 | 4 | — | 4 | 11 | 1 | 2 | — |
| 5 | — | 2 | 1 | — | — | 2 | — | — | — |
| 80 | 10 | 1 | 26 | — | 9 | 25 | 4 | 5 | — |
| 11 | 1 | — | 4 | — | 3 | 1 | — | 2 | — |
| 93 | 1 | 2 | 26 | — | 24 | 18 | 10 | 12 | — |
| 4 | — | — | — | — | 1 | 1 | — | 2 | — |
| 1 | — | — | — | — | — | 1 | — | — | — |
| 3 | — | — | 1 | — | — | 2 | — | — | — |
| 600 | 20 | — | 118 | — | 10 | 443 | 8 | 1 | — |
| 47 | 3 | — | 4 | — | 3 | 36 | — | 1 | — |
| 3 | — | — | 1 | — | — | 1 | — | 1 | — |
| 1 | — | — | — | — | — | 1 | — | — | — |
| 1 | — | — | — | — | — | 1 | — | — | — |
| 2 | — | — | 1 | — | — | 1 | — | — | — |
| 6 | — | — | 4 | — | — | 2 | — | — | — |
| 3 | — | — | — | — | — | — | — | — | — |
| 3 | — | — | 3 | — | — | — | — | — | — |
| 2 | — | — | 1 | — | — | — | 1 | — | — |
| 31 | — | — | 12 | — | 4 | 8 | 4 | 3 | — |
| 48 | — | 1 | 20 | — | 10 | 9 | 2 | 6 | — |

Magistrates' Courts—Ages under 14

TABLE I(b): PERSONS AGED UNDER 14
By Offence, Sex

| Offence (1) | Total number proceeded against (2) | Proceedings discontinued ^a (3) | Discharged under s. 7 Magistrates' Courts Act 1952 (4) | Committed for trial | | Charge withdrawn or dismissed (7) | Hospital or guardianship order (No finding of guilt) (8) |
|---|---------------------------------------|--|---|---------------------|----------------|--------------------------------------|--|
| | | | | In custody (5) | On bail (6) | | |
| <i>Vagrancy offences:—cont'd.</i> | | | | | | | |
| 190 Wild Birds Protection Acts | 9 | — | — | — | — | 1 | — |
| 191 Wireless Telegraphy Acts | 1 | — | — | — | — | — | — |
| 192 Gross indecency with child | 4 | — | — | — | — | 1 | — |
| 195 Other non-indictable offence (excluding motoring) | 288 71 | 1 | — | — | — | 24 17 | — |
| Total non-indictable (other than motoring) offences | 2,150 191 | 10 1 | — | 2 | 1 | 111 24 | — |
| <i>Motoring offences:</i> | | | | | | | |
| Reckless or dangerous driving | 5 | — | — | — | — | — | — |
| Driving while disqualified | 4 | — | — | — | — | 1 | — |
| Other motoring offence | 703 24 | 10 | — | — | — | 33 1 | — |
| Total motoring offences | 712 24 | 10 | — | — | — | 34 1 | — |
| TOTAL NON-INDICTABLE OFFENCES | 2,862 215 | 20 1 | — | 2 | 1 | 145 25 | — |

Magistrates' Courts—Ages under 14

PROCEEDED AGAINST AT MAGISTRATES' COURTS
and Result (continued)
Number of persons

| Persons dealt with summarily | | | | | | | | | |
|------------------------------|----------------------------|----------------------|-------------------------------|---|---------------------------|--------------|---------------------------------|--------------------|------------------------------|
| Found guilty | | | | | | | | | |
| Total found guilty (9) | Absolute discharge (10) | Recognizance (11) | Conditional discharge (12) | Hospital order under s. 60 Mental Health Act 1959 (13) | Supervision order (14) | Fine (15) | Attendance centre order (16) | Care order (17) | Otherwise dealt with (18) |
| 8 | 2 | — | 3 | — | 1 | 2 | — | — | — |
| 1 | — | — | — | — | — | 1 | — | — | — |
| 3 | — | — | — | — | 3 | — | — | — | — |
| 263 54 | 6 | 7 | 71 12 | — | 36 14 | 124 26 | 12 | 7 2 | — |
| 2,026 166 | 92 7 | 17 2 | 526 35 | — | 202 27 | 1,039 86 | 69 | 80 9 | 1 |
| 5 | — | — | 2 | — | — | — | 1 | 2 | — |
| 3 | 1 | — | 1 | — | — | — | 1 | — | — |
| 660 23 | 65 2 | — | 136 4 | — | 95 3 | 259 14 | 12 | 34 | 9 |
| 668 23 | 66 2 | — | 189 4 | — | 95 3 | 259 14 | 14 | 36 | 9 |
| 2,694 189 | 158 9 | 17 2 | 715 39 | — | 297 30 | 1,298 100 | 83 | 116 9 | 10 |

Magistrates' Courts—Ages under 14

TABLE I(b)(i) PROCEEDINGS DISCONTINUED AT
MAGISTRATES' COURTS

| Reason | Number of persons | |
|--|-------------------|-----------|
| | Males | Females |
| Suicide | — | — |
| Died otherwise | — | — |
| Proceedings adjourned sine die | 112 | 17 |
| Total | 112 | 17 |

TABLE I(b)(ii) PERSONS OTHERWISE DEALT WITH AT MAGISTRATES' COURTS:
BY OFFENCE GROUP AND RESULT

Number of persons

| Sentence | Violence against the person | Sexual offences | Burglary | Robbery | Theft and handling stolen goods | Fraud and forgery | Criminal damage | Other indictable offences | All non-indictable offences | Total all offences |
|-------------------------------------|-----------------------------|-----------------|----------|---------|---------------------------------|-------------------|-----------------|---------------------------|-----------------------------|--------------------|
| MALES | | | | | | | | | | |
| No penalty | — | — | 4 | — | 5 | — | 5 | — | 1 | 15 |
| Not separately dealt with | — | — | 3 | — | — | — | — | — | 9 | 12 |
| Total | — | — | 7 | — | 5 | — | 5 | — | 10 | 27 |
| FEMALES | | | | | | | | | | |
| No penalty | — | — | — | — | — | — | — | — | — | — |
| Not separately dealt with | — | — | — | — | — | — | — | — | — | — |
| Total | — | — | — | — | — | — | — | — | — | — |

TABLE I(b)(iii) PERSONS PROCEEDED AGAINST AT MAGISTRATES' COURTS FOR OTHER
NON-INDICTABLE OFFENCES (EXCLUDING MOTORING)

Number of persons

| Offences against | Total number proceeded against | Committed for trial | Total found guilty |
|--------------------------------------|--------------------------------|---------------------|--------------------|
| Post Office Act, 1969 | 185 | — | 168 |
| Public Order Act, 1936 | 102 | — | 81 |
| Post Office Act, 1953 | 22 | — | 22 |
| Litter Acts, 1958 and 1971 | 16 | — | 13 |
| Other | 34 | — | 33 |
| Total | 359 | — | 317 |

Magistrates' Courts—Ages 14 and under 17

TABLE I(c): PERSONS AGED 14 AND UNDER 17
By Offence, Sex

| Offence (1) | Total number proceeded against (2) | Proceedings discontinued (3) | Discharged under s. 7 Magistrates' Courts Act 1952 (4) | Committed for trial | | Charge withdrawn or dismissed (7) | Hospital or guardianship order (No finding of guilt) (8) |
|--|---------------------------------------|---------------------------------|---|---------------------|----------------|--------------------------------------|---|
| | | | | In custody (5) | On bail (6) | | |
| INDICTABLE OFFENCES | | | | | | | |
| VIOLENCE AGAINST THE PERSON | | | | | | | |
| 1 Murder | M 23 F 2 | — | — | 22 1 | 1 1 | — | — |
| 2 Attempted murder | M 5 F — | — | — | 2 | 3 | — | — |
| 3 Threat or conspiracy to murder | M 2 F — | — | — | — | — | — | — |
| 4 Manslaughter | M 2 F 1 | — | — | — | 2 1 | — | — |
| 4A Infanticide | F — | — | — | — | — | — | — |
| 4B Child destruction | M — F — | — | — | — | — | — | — |
| 4C Causing death by dangerous driving | M 5 F — | — | — | — | 5 | — | — |
| 5 Wounding or other act endangering life | M 147 F 20 | 1 | 1 | 7 4 | 46 5 | 21 3 | — |
| 6 Endangering railway passenger | M 8 F — | — | — | 1 | — | — | — |
| 7 Endangering life at sea | M — F — | — | — | — | — | — | — |
| 8 Other wounding, etc. | M 4,133 F 605 | 48 5 | 2 | 9 | 85 7 | 380 60 | — |
| 9 Assault | M 49 F 18 | — | — | — | — | 5 3 | — |
| 12 Abandoning child aged under two years. | M — F — | — | — | — | — | — | — |
| 13 Child stealing | M — F 3 | — | — | — | — | 1 | — |
| 14 Procuring illegal abortion | M — F — | — | — | — | — | — | — |
| 15 Concealment of birth | M — F — | — | — | — | — | — | — |
| Sub-total | M 4,374 F 649 | 49 5 | 3 1 | 41 5 | 142 14 | 406 67 | — |

Magistrates' Courts—Ages 14 and under 17
PROCEEDED AGAINST AT MAGISTRATES' COURTS
and Result—England and Wales, 1975

Number of persons

| Persons dealt with summarily | | | | | | | | | | | |
|------------------------------|----------------------------|----------------------|-------------------------------|---|---------------------------|--------------|---------------------------------|--------------------------------|--------------------|---|------------------------------|
| Found guilty | | | | | | | | | | | |
| Total found guilty (9) | Absolute discharge (10) | Recognizance (11) | Conditional discharge (12) | Hospital order under s. 60 Mental Health Act 1959 (13) | Supervision order (14) | Fine (15) | Attendance centre order (16) | Detention centre order (17) | Care order (18) | Committed for sentence under s. 28 Magistrates' Courts Act 1952 (19) | Otherwise dealt with (20) |
| — | — | — | — | — | — | — | — | — | — | — | — |
| — | — | — | — | — | — | — | — | — | — | — | — |
| 2 | — | — | — | — | 1 | — | — | — | — | 1 | — |
| — | — | — | — | — | — | — | — | — | — | — | — |
| — | — | — | — | — | — | — | — | — | — | — | — |
| — | — | — | — | — | — | — | — | — | — | — | — |
| 71 7 | — | — | 3 1 | 1 | 11 | 19 2 | 3 | 12 | 6 3 | 15 | 2 |
| 7 | — | — | — | — | — | 5 | — | 2 | — | — | — |
| — | — | — | — | — | — | — | — | — | — | — | — |
| 3,609 1,533 | 46 5 | 33 20 | 525 176 | — | 410 112 | 1,887 177 | 282 | 225 | 102 33 | 95 9 | 4 1 |
| 44 15 | — | — | 11 4 | — | 2 1 | 27 10 | 4 | — | — | — | — |
| — | — | — | — | — | — | — | — | — | — | — | — |
| 2 | — | — | — | — | — | — | — | — | 1 | — | — |
| — | — | — | — | — | — | — | — | — | — | — | — |
| — | — | — | — | — | — | — | — | — | — | — | — |
| 3,733 557 | 46 5 | 33 20 | 539 181 | 1 | 424 114 | 1,938 189 | 289 | 239 | 108 37 | 111 9 | 6 1 |

Magistrates' Courts—Ages 14 and under 17

TABLE I(c): PERSONS AGED 14 AND UNDER 17
By Offence, Sex

| Offence | Total number proceeded against | Proceedings discontinued | Discharged under s. 7 Magistrates' Courts Act 1952 | Committed for trial | | Charge withdrawn or dismissed | Hospital or guardianship order (No finding of guilt) |
|--|--------------------------------|--------------------------|--|---------------------|----------|-------------------------------|--|
| | | | | In custody | On bail | | |
| (1) | (2) | (3) | (4) | (5) | (6) | (7) | (8) |
| SEXUAL OFFENCES | | | | | | | |
| 16 Buggery | M F | 11 — | — — | — — | — 2 | — — | — — |
| 17 Attempt to commit buggery, etc. | M F | 51 2 | — — | — — | 1 1 | 4 1 | — — |
| 18 Indecency between males | M | 6 | — | 1 | 1 | 2 | — |
| 19 Rape | M F | 43 — | — — | — — | 7 19 | 4 — | — — |
| 20 Indecent assault on a female | M F | 476 3 | 4 — | — — | 2 1 | 35 — | — — |
| 21 Unlawful sexual intercourse with girl under 13 | M F | 18 — | — — | — — | — 2 | — — | — — |
| 22 Unlawful sexual intercourse with girl under 16 | M F | 34 — | 1 — | — — | — 1 | — — | — — |
| 23 Incest | M F | 6 — | — — | — — | 1 — | — — | — — |
| 24 Procuration | M F | 2 — | — — | — — | — — | — — | — — |
| 25 Abduction | M F | — — | — — | — — | — — | — — | — — |
| 26 Bigamy | M F | — — | — — | — — | — — | — — | — — |
| Sub-total | M F | 647 5 | 5 — | 1 — | 11 27 | 45 1 | — — |
| BURGLARY | | | | | | | |
| 28 Burglary in a dwelling | M F | 7,515 486 | 26 1 | — — | 139 3 | 378 23 | 189 14 |
| 29 Aggravated burglary in a dwelling | M F | 26 — | — — | — — | 4 — | — — | — — |
| 30 Burglary in a building other than a dwelling | M F | 13,115 399 | 37 3 | 2 — | 79 2 | 256 15 | 394 27 |
| 31 Aggravated burglary in a building other than a dwelling | M F | 18 1 | — — | — — | 1 — | 12 1 | — — |
| 33 Going equipped for stealing, etc. | M F | 500 6 | 1 — | — — | 1 — | 9 1 | 66 1 |
| Sub-total | M F | 21,174 892 | 64 4 | 2 — | 224 5 | 655 40 | 649 42 |

Magistrates' Courts—Ages 14 and under 17

PROCEEDED AGAINST AT MAGISTRATES' COURTS
and Result (continued)

Number of persons

| Persons dealt with summarily | | | | | | | | | | | |
|------------------------------|--------------------|--------------|-----------------------|---|-------------------|-------|-------------------------|------------------------|------------|---|----------------------|
| Found guilty | | | | | | | | | | | |
| Total found guilty | Absolute discharge | Recognizance | Conditional discharge | Hospital order under s. 60 Mental Health Act 1959 | Supervision order | Fine | Attendance centre order | Detention centre order | Care order | Committed for sentence under s. 28 Magistrates' Courts Act 1952 | Otherwise dealt with |
| (9) | (10) | (11) | (12) | (13) | (14) | (15) | (16) | (17) | (18) | (19) | (20) |
| 9 | — | — | 2 | — | 5 | — | — | — | 2 | — | — |
| 45 | 1 | — | 10 | — | 20 | 3 | — | 1 | 7 | 3 | — |
| 2 | — | — | 1 | — | — | 1 | — | — | — | — | — |
| 13 | — | — | 2 | — | 3 | 1 | 1 | 3 | — | 3 | — |
| 434 | 3 | — | 113 | — | 145 | 77 | 32 | 12 | 45 | 7 | — |
| 16 | — | — | — | — | 10 | 3 | 1 | — | 1 | 1 | — |
| 32 | — | — | 12 | — | 8 | 5 | 1 | — | 4 | 2 | — |
| 5 | — | — | — | — | 1 | — | — | — | 4 | — | — |
| 2 | — | — | — | — | 1 | — | — | — | 1 | — | — |
| — | — | — | — | — | — | — | — | — | — | — | — |
| — | — | — | — | — | — | — | — | — | — | — | — |
| 558 | 4 | — | 140 | — | 193 | 90 | 35 | 16 | 64 | 16 | — |
| 3 | — | — | — | — | 2 | — | — | — | 1 | — | — |
| 6,783 | 52 | 1 | 1,031 | 1 | 1,297 | 1,496 | 707 | 831 | 759 | 593 | 15 |
| 445 | 11 | — | 97 | 1 | 136 | 84 | — | — | 95 | 19 | 2 |
| 22 | — | — | 3 | — | 4 | 4 | — | 2 | 3 | 6 | — |
| 12,347 | 97 | 1 | 2,185 | 1 | 2,273 | 3,942 | 1,266 | 970 | 947 | 636 | 29 |
| 352 | 3 | — | 100 | — | 91 | 75 | — | — | 72 | 11 | — |
| 5 | — | — | — | — | — | 2 | 1 | — | 2 | — | — |
| 423 | 3 | 3 | 99 | — | 67 | 152 | 48 | 23 | 10 | 16 | 2 |
| 4 | — | — | 3 | — | 1 | — | — | — | — | — | — |
| 19,580 | 152 | 5 | 3,318 | 2 | 3,641 | 5,596 | 2,022 | 1,826 | 1,721 | 1,251 | 46 |
| 801 | 14 | — | 200 | 1 | 228 | 159 | — | — | 167 | 30 | 2 |

TABLE I(c): PERSONS AGED 14 AND UNDER 17
By Offence, Sex

| Offence (1) | Total number proceeded against (2) | Proceedings discontinued (3) | Discharged under s. 7 Magistrates' Courts Act 1952 (4) | Committed for trial | | Charge withdrawn or dismissed (7) | Hospital or guardianship order (No finding of guilt) (8) |
|---|---------------------------------------|---------------------------------|---|---------------------|----------------|--------------------------------------|--|
| | | | | In custody (5) | On bail (6) | | |
| ROBBERY | | | | | | | |
| 34 Robbery | M 935 | 9 | 4 | 56 | 186 | 74 | — |
| | F 62 | — | — | 2 | 15 | 5 | — |
| Sub-total | M 935 | 9 | 4 | 56 | 186 | 74 | — |
| | F 62 | — | — | 2 | 15 | 5 | — |
| THEFT AND HANDLING STOLEN GOODS | | | | | | | |
| 39 Theft from the person of another | M 336 | 1 | — | 7 | 16 | 20 | — |
| | F 46 | — | — | 3 | 2 | 4 | — |
| 40 Theft in a dwelling other than from automatic machine or meter | M 463 | 5 | — | 3 | 2 | 18 | — |
| | F 171 | 1 | — | — | — | 3 | — |
| 41 Theft by an employee | M 222 | — | — | — | — | 9 | — |
| | F 90 | — | — | 1 | — | 4 | — |
| 42 Theft or unauthorised taking from mail | M 32 | — | — | — | — | 4 | — |
| | F 1 | — | — | — | — | — | — |
| 44 Theft of pedal cycle | M 966 | 5 | — | — | — | 71 | — |
| | F 23 | — | — | — | — | 3 | — |
| 45 Theft from vehicle | M 1,427 | 6 | — | 6 | 29 | 65 | — |
| | F 34 | 3 | — | — | — | — | — |
| 46 Shoplifting | M 4,356 | 23 | 3 | 6 | 16 | 168 | — |
| | F 2,663 | 12 | — | 1 | 19 | 111 | — |
| 47 Theft from automatic machine or meter | M 481 | 8 | — | 1 | 2 | 26 | — |
| | F 46 | — | — | — | — | 1 | — |
| 48 Theft or unauthorised taking of motor vehicle | M 8,917 | 38 | 1 | 20 | 123 | 416 | — |
| | F 275 | 1 | — | — | 7 | 26 | — |
| 49 Other theft or unauthorised taking | M 9,288 | 49 | — | 15 | 79 | 536 | — |
| | F 1,495 | 10 | — | 1 | 6 | 70 | — |
| 54 Handling stolen goods | M 3,158 | 21 | 1 | 3 | 23 | 173 | — |
| | F 507 | 6 | — | 1 | 7 | 38 | — |
| Sub-total | M 29,646 | 156 | 5 | 61 | 290 | 1,506 | — |
| | F 5,351 | 33 | — | 7 | 41 | 260 | — |
| FRAUD AND FORGERY | | | | | | | |
| 51 Fraud by company director, etc. | M — | — | — | — | — | — | — |
| | F — | — | — | — | — | — | — |
| 52 False accounting | M 1 | — | — | — | — | — | — |
| | F 8 | — | — | — | — | — | — |

PROCEEDED AGAINST AT MAGISTRATES' COURTS
and Result (continued)

Number of persons

| Persons dealt with summarily | | | | | | | | | | | |
|------------------------------|----------------------------|----------------------|-------------------------------|---|---------------------------|--------------|---------------------------------|--------------------------------|--------------------|---|------------------------------|
| Found guilty | | | | | | | | | | | |
| Total found guilty (9) | Absolute discharge (10) | Recognizance (11) | Conditional discharge (12) | Hospital order under s. 60 Mental Health Act 1959 (13) | Supervision order (14) | Fine (15) | Attendance centre order (16) | Detention centre order (17) | Care order (18) | Committed for sentence under s. 28 Magistrates' Courts Act 1952 (19) | Otherwise dealt with (20) |
| 606 | 2 | — | 103 | — | 91 | 127 | 70 | 110 | 42 | 58 | 3 |
| 40 | — | — | 13 | — | 10 | 5 | — | — | 7 | 5 | — |
| 606 | 2 | — | 103 | — | 91 | 127 | 70 | 110 | 42 | 58 | 3 |
| 40 | — | — | 13 | — | 10 | 5 | — | — | 7 | 5 | — |
| 292 | 8 | — | 48 | — | 44 | 94 | 23 | 34 | 27 | 14 | — |
| 37 | — | — | 11 | — | 12 | 4 | — | — | 8 | 2 | — |
| 435 | 4 | — | 68 | — | 95 | 132 | 40 | 28 | 58 | 10 | — |
| 167 | 2 | — | 37 | — | 65 | 32 | — | — | 30 | 1 | — |
| 213 | 1 | — | 35 | — | 42 | 111 | 9 | 8 | 5 | 2 | — |
| 85 | 3 | — | 16 | — | 24 | 37 | — | — | 4 | 1 | — |
| 28 | — | — | 10 | — | 6 | 7 | 2 | 1 | 2 | — | — |
| 1 | — | — | — | — | — | — | — | — | — | 1 | — |
| 890 | 5 | — | 176 | — | 197 | 343 | 88 | 23 | 55 | 3 | — |
| 20 | — | — | 9 | — | 8 | 3 | — | — | — | — | — |
| 1,321 | 21 | — | 235 | 1 | 196 | 593 | 99 | 86 | 48 | 41 | 1 |
| 31 | — | — | 7 | — | 8 | 12 | — | — | 4 | — | — |
| 4,140 | 45 | — | 829 | — | 710 | 1,875 | 364 | 77 | 189 | 50 | 1 |
| 2,520 | 29 | 4 | 674 | 1 | 618 | 991 | — | — | 172 | 30 | 1 |
| 444 | 7 | 1 | 90 | 2 | 94 | 153 | 33 | 9 | 42 | 12 | 1 |
| 45 | 1 | — | 15 | — | 12 | 7 | — | — | 9 | 1 | — |
| 8,319 | 92 | 1 | 1,283 | — | 1,086 | 3,949 | 700 | 528 | 304 | 355 | 21 |
| 241 | 8 | — | 68 | — | 43 | 97 | — | — | 22 | 3 | — |
| 8,609 | 123 | 4 | 1,796 | — | 1,443 | 3,542 | 736 | 314 | 467 | 179 | 5 |
| 1,408 | 21 | — | 399 | — | 399 | 421 | — | — | 149 | 18 | 1 |
| 2,937 | 61 | 2 | 793 | — | 428 | 1,205 | 227 | 70 | 94 | 52 | 5 |
| 455 | 13 | — | 163 | — | 130 | 119 | — | — | 29 | — | 1 |
| 27,628 | 367 | 8 | 5,363 | 3 | 4,341 | 12,004 | 2,321 | 1,178 | 3,291 | 718 | 34 |
| 5,010 | 77 | 4 | 1,399 | 1 | 1,319 | 1,723 | — | — | 427 | 57 | 3 |
| — | — | — | — | — | — | — | — | — | — | — | — |
| 1 | 2 | — | 1 | — | — | 5 | — | — | — | — | — |

Magistrates' Courts—Ages 14 and under 17

TABLE I(c): PERSONS AGED 14 AND UNDER 17
By Offence, Sex

| Offence (1) | Total number proceeded against (2) | Proceedings discontinued (3) | Discharged under s. 7 Magistrates' Courts Act 1952 (4) | Committed for trial | | Charges withdrawn or dismissed (7) | Hospital or guardianship order No finding of guilt (8) |
|---|---------------------------------------|---------------------------------|---|---------------------|----------------|---------------------------------------|--|
| | | | | In custody (5) | On bail (6) | | |
| 53 Other fraud | M 482 | 3 | — | — | 4 | 23 | — |
| | F 136 | — | — | 1 | 5 | 4 | — |
| 60 Forgery and uttering drug prescription | M 9 | — | — | — | — | — | — |
| | F 2 | — | — | — | — | — | — |
| 61 Other forgery and uttering . | M 123 | — | — | 1 | 2 | 2 | — |
| | F 72 | 1 | — | — | — | 2 | — |
| Sub-total | M 615 | 3 | — | 1 | 6 | 25 | — |
| | F 218 | 1 | — | 1 | 5 | 6 | — |
| CRIMINAL DAMAGE | | | | | | | |
| 56 Arson | M 511 | 2 | 4 | 8 | 29 | 30 | — |
| | F 61 | 1 | — | 1 | 1 | 1 | — |
| 57 Criminal damage endangering life | M 16 | — | — | — | 3 | 3 | — |
| | F — | — | — | — | — | — | — |
| 58 Other criminal damage . . | M 6,193 | 35 | — | 6 | 45 | 543 | — |
| | F 378 | 3 | — | — | 3 | 26 | — |
| 59 Threat, etc., to commit criminal damage | M 84 | — | — | — | 1 | 8 | — |
| | F 17 | — | — | — | — | 2 | — |
| Sub-total | M 6,804 | 37 | 4 | 14 | 78 | 584 | — |
| | F 456 | 4 | — | 1 | 4 | 29 | — |
| OTHER INDICTABLE OFFENCES | | | | | | | |
| 35 Blackmail | M 95 | — | — | — | 8 | 7 | — |
| | F 13 | — | — | — | 1 | 3 | — |
| 62 High treason | M — | — | — | — | — | — | — |
| | F — | — | — | — | — | — | — |
| 63 Treason felony | M — | — | — | — | — | — | — |
| | F — | — | — | — | — | — | — |
| 64 Riot | M 1 | — | — | — | — | — | — |
| | F — | — | — | — | — | — | — |
| 65 Unlawful assembly | M 2 | — | — | — | 1 | — | — |
| | F — | — | — | — | — | — | — |
| 66 Other offence against the State or public order . | M 69 | — | 4 | 12 | 45 | 2 | — |
| | F 1 | — | — | — | 1 | — | — |

Magistrates' Courts—Ages 14 and under 17

PROCEEDED AGAINST AT MAGISTRATES' COURTS
and Result (continued)

Number of persons

| Persons dealt with summarily | | | | | | | | | | | |
|------------------------------|----------------------------|----------------------|-------------------------------|--|---------------------------|--------------|---------------------------------|--------------------------------|--------------------|---|------------------------------|
| Found guilty | | | | | | | | | | | |
| Total found guilty (9) | Absolute discharge (10) | Recognizance (11) | Conditional discharge (12) | Hospital order under s. 60 Mental Health Act 1959 (13) | Supervision order (14) | Fine (15) | Attendance centre order (16) | Detention centre order (17) | Care order (18) | Committed for sentence under s. 28 Magistrates' Courts Act 1952 (19) | Otherwise dealt with (20) |
| 452 | 5 | — | 66 | — | 75 | 227 | 31 | 10 | 28 | 9 | 1 |
| 126 | — | — | 34 | — | 33 | 41 | — | — | 15 | 3 | — |
| 9 | — | — | 1 | — | 5 | 1 | 2 | — | — | — | — |
| 2 | — | — | 1 | — | — | — | — | — | 1 | — | — |
| 118 | 1 | — | 24 | — | 20 | 39 | 2 | 13 | 14 | 5 | — |
| 69 | — | — | 16 | — | 24 | 17 | — | — | 9 | 2 | — |
| 580 | 6 | — | 91 | — | 100 | 268 | 35 | 23 | 42 | 14 | 1 |
| 205 | 3 | — | 52 | — | 57 | 63 | — | — | 25 | 5 | — |
| 438 | 3 | 1 | 85 | 1 | 93 | 94 | 43 | 35 | 61 | 21 | 1 |
| 37 | — | — | 19 | — | 8 | 17 | — | — | 8 | 5 | — |
| 10 | — | — | — | — | 2 | 5 | 1 | 1 | 1 | — | — |
| — | — | — | — | — | — | — | — | — | — | — | — |
| 5,564 | 110 | 14 | 1,224 | — | 519 | 3,027 | 387 | 110 | 113 | 55 | 5 |
| 346 | 14 | — | 105 | — | 57 | 154 | — | — | 14 | 2 | — |
| 75 | 1 | — | 5 | — | 9 | 43 | 8 | 3 | 4 | 2 | — |
| 15 | — | — | — | — | 3 | 12 | — | — | — | — | — |
| 6,087 | 114 | 15 | 1,314 | 1 | 623 | 3,169 | 439 | 149 | 179 | 78 | 6 |
| 418 | 14 | — | 124 | — | 68 | 183 | — | — | 22 | 7 | — |
| 80 | — | — | 9 | 1 | 19 | 12 | 4 | 23 | 3 | 8 | 1 |
| 9 | — | — | 1 | — | 3 | 3 | — | — | 2 | — | — |
| — | — | — | — | — | — | — | — | — | — | — | — |
| — | — | — | — | — | — | — | — | — | — | — | — |
| 1 | — | — | — | — | — | 1 | — | — | — | — | — |
| — | — | — | — | — | — | — | — | — | — | — | — |
| 1 | — | — | — | — | — | 1 | — | — | — | — | — |
| — | — | — | — | — | — | — | — | — | — | — | — |
| 6 | — | — | — | — | — | — | — | 5 | 1 | — | — |
| — | — | — | — | — | — | — | — | — | — | — | — |

Magistrates' Courts—Ages 14 and under 17

TABLE I(c): PERSONS AGED 14 AND UNDER 17
By Offence, Sex

| Offence | Total number proceeded against | Proceedings discontinued | Discharged under s. 7 Magistrates' Courts Act 1952. | Committed for trial | | Charge withdrawn or dismissed | Hospital or guardianship order (No finding of guilt) |
|--|--------------------------------|--------------------------|---|---------------------|-----------|-------------------------------|--|
| | | | | In custody | On bail | | |
| (1) | (2) | (3) | (4) | (5) | (6) | (7) | (8) |
| 67 Perjury | M F | 1 1 | — | — | — | — | — |
| 68 Libel | M F | — | — | — | — | — | — |
| 76 Aiding suicide | M F | — | — | — | — | — | — |
| 77 Drug offence | M F | — | — | — | — | — | — |
| 99 Other indictable offence | M F | 46 13 | — | — | 1 3 | 2 1 | — |
| Sub-total | M F | 214 28 | — | 4 | 13 | 57 3 | 11 5 |
| TOTAL INDICTABLE OFFENCES | M F | 64,409 7,661 | 323 47 | 23 1 | 421 21 | 1,441 123 | 3,300 415 |
| NON-INDICTABLE OFFENCES | | | | | | | |
| 101 Adulteration of food, drug, etc. | M F | — | — | — | — | — | — |
| 102 Aliens Restriction Acts | M F | — | — | — | — | — | — |
| Assault: | | | | | | | |
| 103 Aggravated | M F | — | — | — | — | — | — |
| 104 On constable | M F | 489 112 | 5 1 | — | 1 | 18 6 | 39 8 |
| 105 Common, etc. | M F | 132 35 | 2 4 | — | — | 2 | 35 11 |
| 106 Betting or gaming offence | M F | 31 1 | 1 | — | — | — | 5 |
| 107 Brothel keeping | M F | — 1 | — | — | — | — | — |
| 108 Cruelty to animal | M F | 70 1 | — | — | — | — | 5 |
| 109 Cruelty to a child, etc. | M F | 3 8 | — | — | — | — | 1 |
| 110 Diseases of Animals Act | M F | — | — | — | — | — | — |
| 111 Dog, offence in relation to | M F | 14 4 | — | — | — | — | 4 |
| 112 Education Acts | M F | — | — | — | — | — | — |

Magistrates' Courts—Ages 14 and under 17

PROCEEDED AGAINST AT MAGISTRATES' COURTS
and Result (continued)

Number of persons

| Persons dealt with summarily | | | | | | | | | | | |
|------------------------------|--------------------|--------------|-----------------------|---|-------------------|--------|-------------------------|------------------------|------------|---|----------------------|
| Found guilty | | | | | | | | | | | |
| Total found guilty | Absolute discharge | Recognizance | Conditional discharge | Hospital order under s. 60 Mental Health Act 1959 | Supervision order | Fine | Attendance centre order | Detention centre order | Care order | Committed for sentence under s. 20 Magistrates' Courts Act 1952 | Otherwise dealt with |
| (9) | (10) | (11) | (12) | (13) | (14) | (15) | (16) | (17) | (18) | (19) | (20) |
| 1 | — | — | — | — | — | 1 | — | — | — | — | — |
| — | — | — | — | — | — | — | — | — | — | — | — |
| — | — | — | — | — | — | — | — | — | — | — | — |
| — | — | — | — | — | — | — | — | — | — | — | — |
| 40 | — | — | 12 | — | 4 | 20 | 3 | 1 | — | — | — |
| 10 | — | — | 3 | — | 3 | 4 | — | — | — | — | — |
| 129 | — | — | 21 | 1 | 23 | 35 | 7 | 29 | 4 | 8 | 1 |
| 20 | — | — | 4 | — | 7 | 7 | — | — | 2 | — | — |
| 58,901 | 691 | 61 | 10,889 | 7 | 9,436 | 23,227 | 5,218 | 3,570 | 3,451 | 2,254 | 97 |
| 7,054 | 113 | 24 | 1,973 | 3 | 1,805 | 2,329 | — | — | 688 | 113 | 6 |
| — | — | — | — | — | — | — | — | — | — | — | — |
| — | — | — | — | — | — | — | — | — | — | — | — |
| — | — | — | — | — | — | — | — | — | — | — | — |
| 426 | 3 | 3 | 49 | — | 24 | 224 | 20 | 47 | 15 | 37 | 4 |
| 97 | 2 | 2 | 27 | — | 19 | 32 | — | — | 9 | 6 | — |
| 93 | 1 | 3 | 23 | — | 10 | 31 | 10 | 7 | 3 | 5 | — |
| 20 | — | 6 | 5 | — | 4 | 2 | — | — | 3 | — | — |
| 25 | — | 2 | — | — | — | 16 | — | — | — | — | — |
| 1 | — | — | — | — | — | 1 | — | — | — | — | — |
| 1 | — | — | — | — | — | — | — | — | 1 | — | — |
| 65 | — | — | 10 | — | 10 | 29 | 5 | 4 | 6 | 1 | — |
| 1 | — | — | — | — | 1 | — | — | — | — | — | — |
| 3 | — | — | — | — | 1 | — | — | — | 2 | — | — |
| 7 | — | — | — | — | 2 | — | — | — | 5 | — | — |
| — | — | — | — | — | — | — | — | — | — | — | — |
| 10 | — | — | 1 | — | 1 | 9 | — | — | — | — | — |
| 4 | — | — | — | — | — | 3 | — | — | — | — | — |
| — | — | — | — | — | — | — | — | — | — | — | — |

Magistrates' Courts—Ages 14 and under 17

TABLE I(c): PERSONS AGED 14 AND UNDER 17
By Offence, Sex

| Offence | | Total number proceeded against | Proceedings discontinued | Discharged under s. 7 Magistrates' Courts Act 1952 | Committed for trial | | Charge withdrawn or dismissed | Hospital or guardianship order (No finding of guilt) |
|---------------------------------------|---|--------------------------------|--------------------------|--|---------------------|---------|-------------------------------|--|
| | | | | | In custody | On bail | | |
| (1) | | (2) | (3) | (4) | (5) | (6) | (7) | (8) |
| Explosives, Firearm, etc: | | | | | | | | |
| 113 Explosives Act | M | 12 | — | — | — | — | — | — |
| | F | — | — | — | — | — | — | — |
| 114 Petroleum Act | M | — | — | — | — | — | — | — |
| | F | — | — | — | — | — | — | — |
| 115 Firearms Act | M | 1,408 | 9 | — | 3 | — | 52 | — |
| | F | 7 | — | — | — | — | 1 | — |
| 116 Fishery law | M | 50 | — | — | — | — | 2 | — |
| | F | — | — | — | — | — | — | — |
| 117 Friendly Societies Acts | M | — | — | — | — | — | — | — |
| | F | — | — | — | — | — | — | — |
| Game law: | | | | | | | | |
| 118 Night poaching | M | 2 | — | — | — | — | — | — |
| | F | — | — | — | — | — | — | — |
| 119 Day poaching | M | 102 | — | — | — | — | 8 | — |
| | F | — | — | — | — | — | — | — |
| 120 Unlawful possession of game, etc. | M | 7 | — | — | — | — | — | — |
| | F | — | — | — | — | — | — | — |
| 121 Other offence against game law | M | 19 | — | — | — | — | — | — |
| | F | 1 | — | — | — | — | — | — |
| Highways Act: | | | | | | | | |
| 122 Obstruction other than by vehicle | M | 199 | 4 | — | — | — | 13 | — |
| | F | 14 | — | — | — | — | 1 | — |
| 123 Nuisance other than by vehicle | M | 286 | 1 | — | — | — | 16 | — |
| | F | 5 | — | — | — | — | — | — |
| 135 Horsedrawn vehicle | M | 2 | — | — | — | — | — | — |
| | F | — | — | — | — | — | — | — |
| 136 Handcart or barrow | M | 2 | — | — | — | — | — | — |
| | F | — | — | — | — | — | — | — |
| 137 Pedal cycle | M | 1,201 | 4 | — | — | — | 24 | — |
| | F | 29 | 1 | — | — | — | 1 | — |
| 124 Other Highways Act offence | M | 23 | — | — | — | — | 1 | — |
| | F | 2 | — | — | — | — | — | — |
| 139 Indecent exposure | M | 232 | 2 | — | — | — | 26 | — |
| Intoxicating liquor law: | | | | | | | | |
| 140 Drunkenness, simple | M | 306 | — | — | — | — | 6 | — |
| | F | 59 | — | — | — | — | 1 | — |
| 141 Drunkenness, with aggravation | M | 753 | 6 | — | — | — | 21 | — |
| | F | 87 | 1 | — | — | — | 2 | — |

Magistrates' Courts—Ages 14 and under 17

PROCEEDED AGAINST AT MAGISTRATES' COURTS
and Result (continued)

Number of persons

| Offence | | Persons dealt with summarily | | | | | | | | | | |
|---------------------------------------|------|------------------------------|--------------------|--------------|-----------------------|---|-------------------|------|-------------------------|------------------------|------------|---|
| | | Found guilty | | | | | | | | | | |
| | | Total found guilty | Absolute discharge | Recognizance | Conditional discharge | Hospital order under s. 60 Mental Health Act 1959 | Supervision order | Fine | Attendance centre order | Detention centre order | Care order | Committed for sentence under s. 28 Magistrates' Courts Act 1952 |
| (9) | (10) | (11) | (12) | (13) | (14) | (15) | (16) | (17) | (18) | (19) | (20) | |
| Explosives, Firearm, etc: | | | | | | | | | | | | |
| 113 Explosives Act | M | 12 | — | — | 2 | — | — | — | — | — | — | — |
| | F | — | — | — | — | — | — | — | — | — | 1 | — |
| 114 Petroleum Act | M | — | — | — | — | — | — | — | — | — | — | — |
| | F | — | — | — | — | — | — | — | — | — | — | — |
| 115 Firearms Act | M | 1,344 | 59 | — | 302 | — | 74 | 845 | 17 | 18 | 17 | 10 |
| | F | 7 | 1 | — | 1 | — | 2 | 2 | — | — | — | — |
| 116 Fishery law | M | 48 | 5 | — | 4 | — | — | 38 | — | — | — | 1 |
| | F | — | — | — | — | — | — | — | — | — | — | — |
| 117 Friendly Societies Acts | M | — | — | — | — | — | — | — | — | — | — | — |
| | F | — | — | — | — | — | — | — | — | — | — | — |
| Game law: | | | | | | | | | | | | |
| 118 Night poaching | M | 2 | — | — | 1 | — | — | 1 | — | — | — | — |
| | F | — | — | — | — | — | — | — | — | — | — | — |
| 119 Day poaching | M | 94 | 6 | — | 23 | — | — | 64 | — | — | — | — |
| | F | — | — | — | — | — | — | — | — | — | 1 | — |
| 120 Unlawful possession of game, etc. | M | 7 | 1 | — | 1 | — | — | 5 | — | — | — | — |
| | F | — | — | — | — | — | — | — | — | — | — | — |
| 121 Other offence against game law | M | 19 | 1 | — | 2 | — | — | 16 | — | — | — | — |
| | F | 1 | — | — | — | — | — | — | — | — | — | — |
| Highways Act: | | | | | | | | | | | | |
| 122 Obstruction other than by vehicle | M | 182 | 6 | 4 | 26 | — | 3 | 141 | 1 | — | — | — |
| | F | 13 | — | — | 3 | — | — | 10 | — | — | — | — |
| 123 Nuisance other than by vehicle | M | 269 | 16 | — | 49 | — | 10 | 190 | 3 | — | — | 1 |
| | F | 5 | — | — | 1 | — | 1 | 3 | — | — | — | — |
| 135 Horsedrawn vehicle | M | 2 | — | — | — | — | — | 2 | — | — | — | — |
| | F | — | — | — | — | — | — | — | — | — | — | — |
| 136 Handcart or barrow | M | 2 | — | — | — | — | — | 2 | — | — | — | — |
| | F | — | — | — | — | — | — | — | — | — | — | — |
| 137 Pedal cycle | M | 1,173 | 33 | — | 99 | — | 46 | 969 | 11 | 2 | 11 | 1 |
| | F | 27 | 4 | — | 5 | — | 5 | 12 | — | — | 1 | — |
| 124 Other Highways Act offence | M | 22 | 1 | — | — | — | — | 21 | — | — | — | — |
| | F | 2 | — | — | — | — | — | 2 | — | — | — | — |
| 139 Indecent exposure | M | 204 | 3 | — | 6 | — | 81 | 40 | 2 | 2 | 13 | 1 |
| Intoxicating liquor law: | | | | | | | | | | | | |
| 140 Drunkenness, simple | M | 300 | 16 | — | 41 | — | 8 | 235 | — | — | — | — |
| | F | 58 | 3 | — | 19 | — | 7 | 27 | — | — | 2 | — |
| 141 Drunkenness, with aggravation | M | 726 | 13 | 7 | 55 | — | 27 | 596 | 12 | 5 | 4 | 6 |
| | F | 84 | 2 | — | 12 | — | 11 | 57 | — | — | 1 | 1 |

Magistrates' Courts—Ages 14 and under 17

TABLE I(c): PERSONS AGED 14 AND UNDER 17
By Offence, Sex

| Offence | | Total number proceeded against | Proceedings discontinued | Discharged under s. 7 Magistrates' Courts Act 1952 | Committed for trial | | Charge withdrawn or dismissed | Hospital or guardianship order (No finding of guilt) |
|---|---|--------------------------------|--------------------------|--|---------------------|---------|-------------------------------|--|
| | | | | | In custody | On bail | | |
| | | | | | (1) | (2) | | |
| Intoxicating liquor law—cont. | | | | | | | | |
| 142 Offence by licensed person, etc. | M | 31 | — | — | — | — | — | — |
| | F | 9 | — | — | — | — | — | 1 |
| 143 Other offence against intoxicating liquor law | M | 1,885 | 15 | — | — | — | — | 24 |
| | F | 714 | 10 | — | — | — | — | 8 |
| 144 Juvenile, selling tobacco to | M | — | — | — | — | — | — | — |
| | F | — | — | — | — | — | — | — |
| Labour law: | | | | | | | | |
| 145 Intimidation | M | — | — | — | — | — | — | — |
| | F | — | — | — | — | — | — | — |
| 146 Shops Act. | M | — | — | — | — | — | — | — |
| | F | — | — | — | — | — | — | — |
| 147 Employment of Children Act | M | — | — | — | — | — | — | — |
| | F | — | — | — | — | — | — | — |
| 148 Other offence against labour law | M | 4 | — | — | — | — | — | — |
| | F | 1 | — | — | — | — | — | — |
| 149 Malicious damage | M | 7 | — | — | — | — | — | — |
| | F | — | — | — | — | — | — | 1 |
| 150 Merchant Shipping Acts | M | 6 | — | — | — | — | — | — |
| | F | — | — | — | — | — | — | — |
| 151 Social Security offence | M | — | — | — | — | — | — | — |
| | F | 1 | — | — | — | — | — | — |
| 152 National Insurance Act | M | — | — | — | — | — | — | — |
| | F | 1 | — | — | — | — | — | — |
| Naval, Military and Air Force law: | | | | | | | | |
| 153 Army | M | 3 | 2 | — | — | — | — | — |
| | F | — | — | — | — | — | — | — |
| 154 Navy | M | — | — | — | — | — | — | — |
| | F | — | — | — | — | — | — | — |
| 155 Air Force | M | — | — | — | — | — | — | — |
| | F | — | — | — | — | — | — | — |
| 156 Park, common or other open space offence | M | 16 | 1 | — | — | — | — | — |
| | F | — | — | — | — | — | — | 1 |
| Pawnbrokers Act: | | | | | | | | |
| 157 Offence by pawnbroker | M | — | — | — | — | — | — | — |
| | F | — | — | — | — | — | — | — |
| 158 Unlawful pledging | M | — | — | — | — | — | — | — |
| | F | — | — | — | — | — | — | — |
| 159 Other offence against Pawnbrokers Act | M | — | — | — | — | — | — | — |
| | F | 1 | — | — | — | — | — | — |
| 160 Pedlars Acts | M | — | — | — | — | — | — | — |
| | F | 15 | — | — | — | — | — | — |

Magistrates' Courts—Ages 14 and under 17

PROCEEDED AGAINST AT MAGISTRATES' COURTS
and Result (continued)

Number of persons

| Offence | | Persons dealt with summarily | | | | | | | | | | | | |
|---|---|------------------------------|--------------------|--------------|-----------------------|---|-------------------|-------|-------------------------|------------------------|------------|---|----------------------|-----|
| | | Total found guilty | Absolute discharge | Recognizance | Conditional discharge | Hospital order under s. 60 Mental Health Act 1959 | Supervision order | Fine | Attendance centre order | Detention centre order | Care order | Committed for sentence under s. 28 Magistrates' Courts Act 1952 | Otherwise dealt with | |
| | | | | | | | | | | | | | | (9) |
| Intoxicating liquor law—cont. | | | | | | | | | | | | | | |
| 142 Offence by licensed person, etc. | M | 30 | 1 | — | 3 | — | — | — | — | — | — | — | — | — |
| | F | 9 | — | — | 2 | — | — | — | — | — | — | — | — | — |
| 143 Other offence against intoxicating liquor law | M | 1,846 | 42 | — | 100 | — | — | — | — | — | — | — | — | — |
| | F | 696 | 9 | — | 49 | — | 21 | 1,680 | 2 | — | — | 1 | — | — |
| 144 Juvenile, selling tobacco to | M | — | — | — | — | — | — | — | — | — | — | — | — | — |
| | F | — | — | — | — | — | — | — | — | — | — | — | — | — |
| Labour law: | | | | | | | | | | | | | | |
| 145 Intimidation | M | — | — | — | — | — | — | — | — | — | — | — | — | — |
| | F | — | — | — | — | — | — | — | — | — | — | — | — | — |
| 146 Shops Act. | M | — | — | — | — | — | — | — | — | — | — | — | — | — |
| | F | — | — | — | — | — | — | — | — | — | — | — | — | — |
| 147 Employment of Children Act | M | — | — | — | — | — | — | — | — | — | — | — | — | — |
| | F | — | — | — | — | — | — | — | — | — | — | — | — | — |
| 148 Other offence against labour law | M | 4 | — | — | — | — | — | — | — | — | — | — | — | — |
| | F | 1 | — | — | — | — | — | — | — | — | — | — | — | — |
| 149 Malicious damage | M | 6 | — | — | 4 | — | — | — | — | — | — | — | — | — |
| | F | — | — | — | — | — | — | — | — | — | — | — | — | 1 |
| 150 Merchant Shipping Acts | M | 6 | — | — | — | — | — | — | — | — | — | — | — | — |
| | F | — | — | — | — | — | — | — | — | — | — | — | — | — |
| 151 Social Security offence | M | 1 | — | — | — | — | — | — | — | — | — | — | — | — |
| | F | — | — | — | — | — | — | — | — | — | — | — | — | — |
| 152 National Insurance Act | M | — | — | — | — | — | — | — | — | — | — | — | — | — |
| | F | — | — | — | — | — | — | — | — | — | — | — | — | — |
| Naval, Military and Air Force law: | | | | | | | | | | | | | | |
| 153 Army | M | 1 | — | — | — | — | — | — | — | — | — | — | — | — |
| | F | — | — | — | — | — | — | — | — | — | — | — | — | — |
| 154 Navy | M | — | — | — | — | — | — | — | — | — | — | — | — | — |
| | F | — | — | — | — | — | — | — | — | — | — | — | — | — |
| 155 Air Force | M | — | — | — | — | — | — | — | — | — | — | — | — | — |
| | F | — | — | — | — | — | — | — | — | — | — | — | — | — |
| 156 Park, common or other open space offence | M | 14 | — | — | — | — | — | — | — | — | — | — | — | — |
| | F | — | — | — | — | — | — | — | — | — | — | — | — | 2 |
| Pawnbrokers Act: | | | | | | | | | | | | | | |
| 157 Offence by pawnbroker | M | — | — | — | — | — | — | — | — | — | — | — | — | — |
| | F | — | — | — | — | — | — | — | — | — | — | — | — | — |
| 158 Unlawful pledging | M | — | — | — | — | — | — | — | — | — | — | — | — | — |
| | F | — | — | — | — | — | — | — | — | — | — | — | — | — |
| 159 Other offence against Pawnbrokers Act | M | 1 | — | — | — | — | — | — | — | — | — | — | — | — |
| | F | — | — | — | — | — | — | — | — | — | — | — | — | — |
| 160 Pedlars Acts | M | — | — | — | — | — | — | — | — | — | — | — | — | — |
| | F | — | — | — | — | — | — | — | — | — | — | — | — | — |

Magistrates' Courts—Ages 14 and under 17
 TABLE I(c): PERSONS AGED 14 AND UNDER 17
 By Offence, Sex

| Offence (1) | Total number proceeded against (2) | Proceedings discontinued (3) | Discharged under s. 7 Magistrates' Courts Act 1952 (4) | Committed for trial | | Charge withdrawn or dismissed (7) | Hospital or guardianship order (No finding of guilt) (8) |
|--|---------------------------------------|---------------------------------|---|---------------------|----------------|--------------------------------------|--|
| | | | | In custody (5) | On bail (6) | | |
| Certain local regulations: | | | | | | | |
| 161 Allowing chimney to be on fire | M F | — — | — — | — — | — — | — — | — — |
| 162 Disorderly behaviour | M F | 627 61 | 4 1 | 2 — | — 2 | 70 5 | — — |
| 163 Playing in street | M F | 6 — | — — | — — | — — | 1 — | — — |
| 164 Other offence | M F | 263 44 | 2 1 | — — | — — | 21 2 | — — |
| 165 Prevention of Crime Act | M F | 1,006 30 | 10 — | — — | 3 27 | 109 4 | — — |
| Prostitution: | | | | | | | |
| 166 Offence by prostitute | F | 40 | 1 | — | — | 4 | — |
| 167 Aiding, etc., offence by prostitute | M F | — — | — — | — — | — — | — — | — — |
| 168 Public health offence | M F | 6 7 | — — | — — | — — | — — | — — |
| 169 Railway offence | M F | 1,543 139 | 7 — | — — | 1 — | 32 1 | — — |
| Revenue law: | | | | | | | |
| 170 Motor vehicle licence | M F | 138 2 | 1 — | — — | — — | 8 — | — — |
| 171 Dog licence | M F | 5 2 | — — | — — | — — | — — | — — |
| 172 Other offence against revenue law | M F | 1 — | — — | — — | 1 — | — — | — — |
| 173 Stage carriage or public service vehicle offence | M F | 110 4 | — — | — — | — — | 14 — | — — |
| 179 Sunday trading, etc. | M F | — — | — — | — — | — — | — — | — — |
| 180 Tram or trolley vehicle offence | M F | 1 — | — — | — — | — — | 1 — | — — |
| 181 Unlawful possession | M F | 23 — | — — | — — | — — | — — | — — |
| Vagrancy Offences | | | | | | | |
| 182 Begging | M F | 6 2 | 1 — | — — | — — | — — | — — |
| 183 Sleeping out | M F | 1 — | — — | — — | — — | — — | — — |
| 185 Found in enclosed premises | M F | 153 5 | 4 — | — — | 1 — | 27 1 | — — |
| 186 Frequenting | M F | 429 7 | 6 — | — — | 1 2 | 93 — | — — |

Magistrates' Courts—Ages 14 and under 17
 PROCEEDED AGAINST AT MAGISTRATES' COURTS
 and Result (continued)

Number of persons

| Persons dealt with summarily | | | | | | | | | | | |
|------------------------------|----------------------------|----------------------|-------------------------------|---|---------------------------|--------------|---------------------------------|--------------------------------|--------------------|---|------------------------------|
| Found guilty | | | | | | | | | | | |
| Total found guilty (9) | Absolute discharge (10) | Recognizance (11) | Conditional discharge (12) | Hospital order under s. 60 Mental Health Act 1959 (13) | Supervision order (14) | Fine (15) | Attendance centre order (16) | Detention centre order (17) | Care order (18) | Committed for sentence under s. 28 Magistrates' Courts Act 1952 (19) | Otherwise dealt with (20) |
| — | — | — | — | — | — | — | — | — | — | — | — |
| 549 55 | 12 1 | 79 10 | 76 9 | — — | 22 8 | 345 27 | 9 — | 4 — | 1 — | — — | 1 — |
| 5 — | — — | — — | — — | — — | — — | 5 — | — — | — — | — — | — — | — — |
| 240 41 | 6 — | 2 2 | 33 10 | — — | 5 6 | 172 21 | 6 — | 3 — | 11 2 | 2 — | — — |
| 857 24 | 14 — | 8 — | 154 6 | — — | 95 3 | 413 8 | 57 — | 48 — | 28 6 | 34 — | 6 1 |
| 35 — | 2 — | — — | 10 — | — — | 6 — | 16 — | — — | — — | — — | 1 — | — — |
| 6 7 | 1 — | — — | — — | — — | — — | 5 7 | — — | — — | — — | — — | — — |
| 1,503 138 | 38 4 | 1 — | 220 25 | — — | 18 4 | 1,209 103 | 10 — | 2 — | 3 2 | 2 — | — — |
| 129 2 | 10 — | — — | 18 2 | — — | 4 — | 96 — | — — | — — | 1 — | — — | — — |
| 5 2 | — — | — — | 1 — | — — | — — | 4 2 | — — | — — | — — | — — | — — |
| 96 4 | 2 1 | 5 — | 17 — | — — | 1 — | 71 3 | — — | — — | — — | — — | — — |
| — — | — — | — — | — — | — — | — — | — — | — — | — — | — — | — — | — — |
| 23 — | — — | — — | 7 — | — — | 2 — | 13 — | — — | — — | 1 — | — — | — — |
| 5 2 | — — | — — | 1 1 | — — | — 1 | 3 — | — — | — — | 1 — | — — | — — |
| 1 — | 1 — | — — | — — | — — | — — | — — | — — | — — | — — | — — | — — |
| 121 4 | 1 — | 4 — | 31 1 | — — | 13 3 | 43 — | 8 — | 6 — | 9 — | 5 — | 1 — |
| 327 7 | — — | — 2 | 106 4 | — — | 36 — | 123 1 | 17 — | 19 — | 10 — | 13 — | 3 — |

Magistrates' Courts—Ages 14 and under 17

TABLE I(c): PERSONS AGED 14 AND UNDER 17
By Offence, Sex

| Offence | | Total number proceeded against | Proceedings discontinued | Discharged under s. 7 Magistrates' Courts Act 1952 | Committed for trial | | Charge withdrawn or dismissed | Hospital or guardianship order (No finding of guilt) |
|---|---|--------------------------------|--------------------------|--|---------------------|---------|-------------------------------|--|
| | | | | | In custody | On bail | | |
| (1) | | (2) | (3) | (4) | (5) | (6) | (7) | (8) |
| <i>Vagrancy Offences—cont.</i> | | | | | | | | |
| 187A Male living on female prostitute's earnings | M | — | — | — | — | — | — | — |
| | F | — | — | — | — | — | — | — |
| 187B Importuning by male | M | 3 | — | — | — | — | — | — |
| 187C Female living on female prostitute's earnings | F | — | — | — | — | — | — | — |
| 187D Living on male prostitute's earnings | M | — | — | — | — | — | — | — |
| | F | — | — | — | — | — | — | — |
| 188 Other vagrancy offence | M | 10 | — | — | — | — | — | — |
| | F | — | — | — | — | — | — | — |
| 189 Weights and Measures Acts | M | — | — | — | — | — | — | — |
| | F | — | — | — | — | — | — | — |
| 190 Wild Birds Protection Acts | M | 34 | — | — | — | — | 2 | — |
| | F | — | — | — | — | — | — | — |
| 191 Wireless Telegraphy Acts | M | 1 | — | — | — | — | — | — |
| | F | — | — | — | — | — | — | — |
| 192 Gross indecency with child | M | 25 | — | — | — | 1 | 1 | — |
| | F | — | — | — | — | — | — | — |
| 193 Drug offence | M | 85 | 1 | — | 1 | 5 | 2 | — |
| | F | 34 | — | — | — | 5 | 2 | — |
| 194 Immigration offence | M | 2 | — | — | — | — | — | — |
| | F | 3 | — | — | — | — | — | — |
| 195 Other non-indictable offence (excluding motoring) | M | 3,207 | 40 | — | 1 | 44 | 517 | — |
| | F | 269 | 4 | — | — | 1 | 33 | — |
| Total non-indictable (other than motoring) offences | M | 14,997 | 128 | 2 | 12 | 102 | 1,182 | — |
| | F | 1,740 | 24 | — | — | 14 | 86 | — |
| <i>Motoring offences:</i> | | | | | | | | |
| Reckless or dangerous driving | M | 233 | 2 | — | — | 6 | 7 | — |
| | F | 1 | — | — | — | — | — | — |
| Driving while unfit through drink or drugs | M | 161 | — | — | — | 5 | 2 | — |
| | F | — | — | — | — | — | — | — |
| In charge of motor vehicle while unfit through drink or drugs | M | 9 | — | — | — | — | 1 | — |
| | F | — | — | — | — | — | — | — |
| Driving while disqualified | M | 226 | 1 | — | 3 | 3 | 5 | — |
| | F | 5 | — | — | — | — | — | — |
| Other motoring offence | M | 17,264 | 270 | — | 1 | 6 | 413 | — |
| | F | 489 | 11 | — | — | — | 26 | — |
| Total motoring offences | M | 17,893 | 273 | — | 4 | 20 | 428 | — |
| | F | 495 | 11 | — | — | — | 26 | — |
| TOTAL NON-INDICTABLE OFFENCES | M | 32,890 | 401 | 2 | 16 | 122 | 1,610 | — |
| | F | 2,235 | 35 | — | — | 14 | 112 | — |

Magistrates' Courts—Ages 14 and under 17

PROCEEDED AGAINST AT MAGISTRATES' COURTS
and Result (continued)

Number of persons

| Persons dealt with summarily | | | | | | | | | | | |
|------------------------------|--------------------|--------------|-----------------------|---|-------------------|--------|-------------------------|------------------------|------------|---|----------------------|
| Found guilty | | | | | | | | | | | |
| Total found guilty | Absolute discharge | Recognizance | Conditional discharge | Hospital order under s. 60 Mental Health Act 1959 | Supervision order | Fine | Attendance centre order | Detention centre order | Care order | Committed for sentence under s. 28 Magistrates' Courts Act 1952 | Otherwise dealt with |
| (9) | (10) | (11) | (12) | (13) | (14) | (15) | (16) | (17) | (18) | (19) | (20) |
| — | — | — | — | — | — | — | — | — | — | — | — |
| 3 | — | — | 1 | — | — | 1 | — | — | — | 1 | — |
| — | — | — | — | — | — | — | — | — | — | — | — |
| 10 | — | — | 4 | — | 2 | 4 | — | — | — | — | — |
| — | — | — | — | — | — | — | — | — | — | — | — |
| 32 | 2 | — | 7 | — | 2 | 21 | — | — | — | — | — |
| 1 | — | — | — | — | — | 1 | — | — | — | — | — |
| 23 | 1 | 1 | 7 | — | 7 | 2 | — | — | 3 | 2 | — |
| 76 | 2 | — | 13 | — | 12 | 39 | — | 3 | 1 | 6 | — |
| 27 | — | — | 7 | — | 10 | 4 | — | — | 5 | 1 | — |
| 2 | — | — | 2 | — | — | — | — | — | — | — | — |
| 3 | — | — | 1 | — | — | 1 | — | — | 1 | — | — |
| 2,605 | 34 | 154 | 335 | 1 | 133 | 1,732 | 117 | 51 | 21 | 21 | 6 |
| 231 | 3 | 5 | 66 | — | 30 | 117 | — | — | 10 | — | — |
| 13,571 | 337 | 273 | 1,899 | 1 | 669 | 9,525 | 307 | 221 | 164 | 149 | 26 |
| 1,616 | 33 | 27 | 267 | — | 133 | 1,098 | — | — | 48 | 9 | 1 |
| 218 | 3 | — | 8 | — | 7 | 123 | 10 | 35 | 15 | 15 | 2 |
| 1 | — | — | — | — | — | 1 | — | — | — | — | — |
| 154 | — | — | 1 | — | 8 | 134 | 1 | 3 | 1 | 4 | 2 |
| — | — | — | — | — | — | — | — | — | — | — | — |
| 8 | 1 | — | — | — | 1 | 6 | — | — | — | — | — |
| 214 | 14 | — | 37 | — | 11 | 76 | 10 | 26 | 3 | 33 | 4 |
| 5 | — | — | 1 | — | 1 | 2 | — | — | 1 | — | — |
| 16,574 | 704 | — | 1,501 | — | 596 | 13,003 | 79 | 148 | 109 | 83 | 351 |
| 452 | 25 | — | 59 | — | 14 | 344 | — | — | 5 | — | 5 |
| 17,168 | 722 | — | 1,547 | — | 623 | 13,342 | 100 | 212 | 128 | 135 | 359 |
| 458 | 25 | — | 60 | — | 15 | 347 | — | — | 6 | — | 5 |
| 30,739 | 1,059 | 273 | 3,446 | 1 | 1,292 | 22,867 | 407 | 433 | 292 | 284 | 385 |
| 2,074 | 58 | 27 | 327 | — | 148 | 1,445 | — | — | 54 | 9 | 6 |

Magistrates' Courts—Ages 14 and under 17

TABLE I(c)(i) PROCEEDINGS DISCONTINUED AT MAGISTRATES' COURTS

Number of persons

| Reason | Males | Females |
|--|------------|-----------|
| Suicide | — | — |
| Died otherwise | 12 | 2 |
| Persons handed over to be dealt with by Military authorities | 2 | — |
| Proceedings adjourned sine die | 710 | 80 |
| Total | 724 | 82 |

TABLE I(c)(ii) PERSONS OTHERWISE DEALT WITH AT MAGISTRATES' COURTS:
BY OFFENCE GROUP

Number of persons

| Sentence | Violence against the person | Sexual offences | Burglary | Robbery | Theft and handling stolen goods | Fraud and forgery | Criminal damage | Other indictable offences | All non-indictable offences | Total all offences |
|---|-----------------------------|-----------------|-----------|----------|---------------------------------|-------------------|-----------------|---------------------------|-----------------------------|--------------------|
| MALES | | | | | | | | | | |
| Returned to borstal | 5 | — | 45 | 3 | 27 | — | 2 | 1 | 16 | 99 |
| Committed to the Crown Court in custody under s.67 Mental Health Act 1959 for restriction order | — | — | — | — | — | — | 1 | — | — | 1 |
| Committed for sentence under s.56 Criminal Justice Act 1967 | — | — | — | — | 1 | — | — | — | 291 | 292 |
| No penalty | 1 | — | 1 | — | 5 | — | 3 | — | 14 | 24 |
| Not separately dealt with | — | — | — | — | 1 | 1 | — | — | 64 | 66 |
| Total | 6 | — | 46 | 3 | 34 | 1 | 6 | 1 | 385 | 482 |
| FEMALES | | | | | | | | | | |
| Returned to borstal | — | — | 2 | — | 2 | — | — | — | — | 4 |
| Committed to the Crown Court in custody under s.67 Mental Health Act 1959 for restriction order | 1 | — | — | — | — | — | — | — | 1 | 2 |
| Committed for sentence under s.56 Criminal Justice Act 1967 | — | — | — | — | — | — | — | — | 3 | 3 |
| No penalty | — | — | — | — | 1 | — | — | — | 2 | 3 |
| Not separately dealt with | — | — | — | — | — | — | — | — | — | — |
| Total | 1 | — | 2 | — | 3 | — | — | — | 6 | 12 |

TABLE I(c)(iii) PERSONS PROCEEDED AGAINST AT MAGISTRATES' COURTS FOR OTHER
NON-INDICTABLE OFFENCES (EXCLUDING MOTORING)

Number of persons

| Offences against | Total number proceeded against | Committed for trial | Total found guilty |
|--|--------------------------------|---------------------|--------------------|
| Public Order Act, 1936 | 2,696 | 46 | 2,103 |
| Post Office Act, 1969 | 400 | — | 366 |
| Litter Acts, 1958 and 1971 | 134 | — | 130 |
| Post Office Act, 1953 | 109 | — | 104 |
| Magistrates' Courts Act, 1952 | 6 | — | 5 |
| Civic Amenities Act, 1967 | 3 | — | 3 |
| Public Libraries and Museums Act, 1964 | 1 | — | 1 |
| Pharmacy and Poisons Act, 1933 and Poisons Act, 1972 | 1 | — | 1 |
| Other | 126 | — | 123 |
| Total | 3,476 | 46 | 2,836 |

TABLE I(d): PERSONS AGED 17 AND UNDER 21
By Offence, Sex

| Offence (1) | Total number proceeded against (2) | Proceedings discontinued (3) | Discharged under s. 7 Magistrates' Courts Act 1952 (4) | Committed for trial | | Charge withdrawn or dismissed (7) | Hospital or guardianship order (No finding of guilt) (8) | Total found guilty (9) | Absolute discharge (10) | Recognizance (11) |
|--|---------------------------------------|---------------------------------|---|---------------------|----------------|--------------------------------------|--|---------------------------|----------------------------|----------------------|
| | | | | In custody (5) | On bail (6) | | | | | |
| INDICTABLE OFFENCES | | | | | | | | | | |
| VIOLENCE AGAINST THE PERSON | | | | | | | | | | |
| 1 Murder M | 65 | — | 2 | 60 | 3 | — | — | — | — | — |
| F | 3 | — | — | 2 | 1 | — | — | — | — | — |
| 2 Attempted murder M | 55 | — | 2 | 36 | 15 | 2 | — | — | — | — |
| F | 6 | — | 1 | 1 | 4 | — | — | — | — | — |
| 3 Threat or conspiracy to murder M | 7 | — | 1 | 1 | 3 | 2 | — | — | — | — |
| F | 2 | — | — | — | 2 | — | — | — | — | — |
| 4 Manslaughter M | 9 | — | — | 3 | 6 | — | — | — | — | — |
| F | 3 | — | — | 1 | 2 | — | — | — | — | — |
| 4A Infanticide F | 2 | — | — | — | 2 | — | — | — | — | — |
| 4b Child destruction M | — | — | — | — | — | — | — | — | — | — |
| F | — | — | — | — | — | — | — | — | — | — |
| 4c Causing death by dangerous driving M | 1 | — | — | 2 | 114 | 2 | — | 2 | — | — |
| F | 20 | — | — | — | 2 | — | — | — | — | — |
| 5 Wounding or other act endangering life M | 829 | — | 20 | 160 | 635 | 2 | — | 12 | — | — |
| F | 39 | — | 1 | 6 | 30 | — | — | 2 | — | — |
| 6 Endangering railway passenger M | 3 | — | — | 1 | 2 | — | — | — | — | — |
| F | — | — | — | — | — | — | — | — | — | — |
| 7 Endangering life at sea M | — | — | — | — | — | — | — | — | — | — |
| F | — | — | — | — | — | — | — | — | — | — |
| 8 Other wounding, etc. M | 9,403 | 33 | 19 | 143 | 1,414 | 812 | — | 6,982 | 23 | 114 |
| F | 551 | 1 | 2 | 6 | 70 | 65 | — | 407 | 3 | 18 |
| 9 Assault M | 123 | 1 | — | — | 15 | 16 | — | 91 | — | 2 |
| F | 7 | — | — | — | — | — | — | 7 | — | 1 |
| 12 Abandoning child aged under two years M | — | — | — | — | — | — | — | — | — | — |
| F | — | — | — | — | — | — | — | — | — | — |
| 13 Child stealing M | 1 | — | — | 3 | 1 | — | — | — | — | — |
| F | 7 | — | 2 | — | 2 | — | — | — | — | — |
| 14 Procuring illegal abortion M | — | — | — | — | — | — | — | — | — | — |
| F | — | — | — | — | — | — | — | — | — | — |
| 15 Concealment of birth M | — | — | — | — | — | — | — | — | — | — |
| F | — | — | — | — | — | — | — | — | — | — |
| Sub-total M | 10,615 | 34 | 44 | 406 | 2,208 | 836 | — | 7,087 | 23 | 116 |
| F | 622 | 1 | 6 | 19 | 115 | 65 | — | 416 | 3 | 19 |

PROCEEDED AGAINST AT MAGISTRATES' COURTS
and Result—England and Wales 1975

Number of persons

| Persons dealt with summarily | | | | | | | | | | | | |
|-------------------------------|--|-------------------------|---------------------------|--------------|---------------------------------|--------------------------------|--------------------|----------------------------|----------------------------------|---|---|------------------------------|
| Found guilty | | | | | | | | | | | | |
| Conditional discharge (12) | Hospital order under s. 60 Mental Health Act 1959 (13) | Probation order (14) | Supervision order (15) | Fine (16) | Attendance centre order (17) | Detention centre order (18) | Care order (19) | Suspended sentence (20) | Inprisonment (immediate) (21) | Committed for sentence under s. 29 Magistrates' Courts Act 1952 (22) | Committed for sentence under s. 28 Magistrates' Courts Act 1952 (23) | Otherwise dealt with (24) |
| — | — | — | — | — | — | — | — | — | — | — | — | — |
| — | — | — | — | — | — | — | — | — | — | — | — | — |
| — | — | — | — | — | — | — | — | — | — | — | — | — |
| — | — | — | — | — | — | — | — | — | — | — | — | — |
| — | — | — | — | — | — | — | — | — | — | — | — | — |
| — | — | — | — | — | — | — | — | — | — | — | — | — |
| — | — | — | — | — | — | — | — | — | — | — | — | — |
| — | — | — | — | — | — | — | — | — | — | — | — | — |
| — | — | — | — | — | — | — | — | — | — | — | — | — |
| — | — | — | — | — | — | — | — | — | — | — | — | — |
| — | — | — | — | — | — | — | — | — | — | — | — | — |
| — | — | — | — | — | — | — | — | — | — | — | — | — |
| — | — | — | — | — | — | — | — | — | — | — | — | — |
| — | — | — | — | — | — | — | — | — | — | — | — | — |
| — | — | — | — | — | — | — | — | — | — | — | — | — |
| — | — | — | — | — | — | — | — | — | — | — | — | — |
| — | — | — | — | — | — | — | — | — | — | — | — | — |
| — | — | — | — | — | — | — | — | — | — | — | — | — |
| — | — | — | — | — | — | — | — | — | — | — | — | — |
| — | — | — | — | — | — | — | — | — | — | — | — | — |
| — | — | — | — | — | — | — | — | — | — | — | — | — |
| — | — | — | — | — | — | — | — | — | — | — | — | — |
| — | — | — | — | — | — | — | — | — | — | — | — | — |
| — | — | — | — | — | — | — | — | — | — | — | — | — |
| — | — | — | — | — | — | — | — | — | — | — | — | — |
| — | — | — | — | — | — | — | — | — | — | — | — | — |
| — | — | — | — | — | — | — | — | — | — | — | — | — |
| 444 | 5 | 248 | 16 | 5,031 | 8 | 376 | — | 246 | 92 | 198 | 87 | 107 |
| 90 | — | 57 | 2 | 216 | — | — | — | 7 | 4 | 9 | 4 | 5 |

Magistrates' Courts—Ages 17 and under 21

TABLE I(d): PERSONS AGED 17 AND UNDER 21
By Offence, Sex

| Offence (1) | Total number proceeded against (2) | Proceedings discontinued (3) | Discharged under s. 7 Magistrates' Courts Act 1952 (4) | Committed for trial | | Charge withdrawn or dismissed (7) | Hospital or guardianship order (No finding of guilt) (8) | Total found guilty (9) | Absolute discharge (10) | Recognizance (11) |
|--|---------------------------------------|---------------------------------|---|---------------------|----------------|--------------------------------------|--|---------------------------|----------------------------|----------------------|
| | | | | In custody (5) | On bail (6) | | | | | |
| SEXUAL OFFENCES | | | | | | | | | | |
| 16 Buggery M | 7 | — | 4 | 4 | 27 | 2 | — | — | — | — |
| F | — | — | — | — | — | — | — | — | — | — |
| 17 Attempt to commit buggery, etc.. M | 93 | 2 | 1 | 2 | 10 | 1 | — | 77 | — | — |
| F | — | — | — | — | — | — | — | — | — | — |
| 18 Indecency between males . . . M | 67 | 1 | 2 | — | 8 | 4 | — | 52 | — | — |
| 19 Rape M | 158 | — | 8 | 59 | 89 | — | — | 2 | — | — |
| F | — | — | — | — | — | — | — | — | — | — |
| 20 Indecent assault on a female . . M | 543 | 4 | — | 21 | 77 | 35 | — | 406 | 1 | 3 |
| F | 2 | — | — | — | — | — | — | 2 | — | — |
| 21 Unlawful sexual intercourse with girl under 13 M | 40 | — | 1 | 6 | 31 | — | — | 2 | — | — |
| F | — | — | — | — | — | — | — | — | — | — |
| 22 Unlawful sexual intercourse with girl under 16 M | 201 | — | — | 16 | 185 | — | — | — | — | — |
| F | 1 | — | — | — | 1 | — | — | — | — | — |
| 23 Incest M | 21 | — | — | 6 | 13 | — | — | 2 | — | — |
| F | 2 | — | — | — | 2 | — | — | — | — | — |
| 24 Procuration M | 3 | — | — | — | 2 | — | — | 1 | — | — |
| F | 1 | — | — | — | 1 | — | — | — | — | — |
| 25 Abduction M | 4 | — | — | — | 4 | — | — | — | — | — |
| F | — | — | — | — | — | — | — | — | — | — |
| 26 Bigamy M | — | — | — | — | — | — | — | — | — | — |
| F | — | — | — | — | — | — | — | — | — | — |
| Sub-total M | 1,167 | 7 | 16 | 114 | 446 | 42 | — | 542 | 1 | 3 |
| F | 6 | — | — | — | 4 | — | — | 2 | — | — |
| BURGLARY | | | | | | | | | | |
| 28 Burglary in a dwelling M | 5,779 | 9 | 11 | 1,153 | 2,622 | 116 | — | 1,868 | 9 | 1 |
| F | 352 | — | 2 | 24 | 174 | 6 | 1 | 145 | 1 | — |
| 29 Aggravated burglary in a dwelling M | 43 | — | 2 | 21 | 20 | — | — | — | — | — |
| F | 3 | — | — | — | 3 | — | — | — | — | — |
| 30 Burglary in a building other than a dwelling M | 12,400 | 23 | 3 | 846 | 2,163 | 249 | — | 9,116 | 27 | — |
| F | 365 | 1 | 1 | 8 | 83 | 17 | — | 255 | 1 | — |
| 31 Aggravated burglary in a building other than a dwelling M | 18 | — | 1 | 10 | 7 | — | — | — | — | — |
| F | 1 | — | — | — | 1 | — | — | — | — | — |
| 33 Going equipped for stealing, etc.. M | 1,012 | 4 | 2 | 23 | 80 | 109 | — | 794 | 5 | 3 |
| F | 16 | — | — | — | 2 | 4 | — | 10 | — | — |
| Sub-total M | 19,252 | 36 | 19 | 2,053 | 4,892 | 474 | 1 | 11,778 | 41 | 4 |
| F | 737 | 1 | 3 | 32 | 263 | 27 | — | 410 | 2 | — |

Magistrates' Courts—Ages 17 and under 21

PROCEEDED AGAINST AT MAGISTRATES' COURTS
and Result (continued) Number of persons

| Persons dealt with summarily | | | | | | | | | | | | |
|-------------------------------|---|-------------------------|---------------------------|--------------|---------------------------------|--------------------------------|--------------------|----------------------------|----------------------------------|--|--|------------------------------|
| Found guilty | | | | | | | | | | | | |
| Conditional discharge (12) | Hospital order under s. 60 Mental Health Act 1959 (13) | Probation order (14) | Supervision order (15) | Fine (16) | Attendance centre order (17) | Detention centre order (18) | Care order (19) | Suspended sentence (20) | Imprisonment (immediate) (21) | Committed for sentence under s.29 Magistrates' Courts Act 1952 (22) | Committed for sentence under s.28 Magistrates' Courts Act 1952 (23) | Otherwise dealt with (24) |
| — | — | — | — | — | — | — | — | — | — | — | — | — |
| 14 | — | 35 | 4 | 14 | — | 5 | — | 2 | — | — | 1 | 2 |
| 9 | — | 4 | — | 38 | — | 1 | — | — | — | — | — | — |
| 46 | 2 | 110 | 4 | 194 | 1 | 12 | 4 | 4 | 3 | 9 | 7 | 6 |
| — | — | 1 | — | 2 | — | — | — | — | — | — | — | — |
| — | — | — | — | — | — | — | — | — | — | — | — | — |
| — | — | — | — | — | — | — | — | 2 | — | — | — | — |
| — | — | — | — | — | — | — | — | — | — | — | — | — |
| — | — | 1 | — | — | — | — | — | — | — | — | — | — |
| — | — | — | — | — | — | — | — | — | — | — | — | — |
| 69 | 2 | 150 | 8 | 248 | 1 | 18 | 6 | 6 | 3 | 10 | 11 | 6 |
| — | — | 1 | — | 1 | — | — | — | — | — | — | — | — |
| 174 | — | 285 | 18 | 672 | 13 | 169 | 8 | 91 | 42 | 201 | 111 | 74 |
| 26 | 1 | 57 | 2 | 29 | — | — | — | 8 | 3 | 7 | 7 | 4 |
| — | — | — | — | — | — | — | — | — | — | — | — | — |
| 634 | 6 | 1,221 | 50 | 4,123 | 19 | 761 | 16 | 397 | 208 | 910 | 400 | 344 |
| 47 | — | 87 | 4 | 86 | — | — | 2 | 2 | — | 13 | 12 | 1 |
| — | — | — | — | — | — | — | — | — | — | — | — | — |
| — | — | — | — | — | — | — | — | — | — | — | — | — |
| 68 | — | 70 | 2 | 468 | 3 | 42 | — | 33 | 8 | 54 | 19 | 19 |
| 4 | — | — | — | 6 | — | — | — | — | — | — | — | — |
| 876 | 6 | 1,576 | 70 | 5,263 | 35 | 972 | 24 | 521 | 258 | 1,165 | 530 | 437 |
| 77 | 1 | 144 | 6 | 121 | — | — | 2 | 10 | 3 | 20 | 19 | 5 |

Magistrates' Courts—Ages 17 and under 21

TABLE I(d): PERSONS AGED 17 AND UNDER 21
By Offence, Sex

| Offence (1) | Total number proceeded against (2) | Proceedings discontinued (3) | Discharged under s. 7 Magistrates' Courts Act 1952 (4) | Committed for trial | | Charge withdrawn or dismissed (7) | Hospital or guardianship order (No finding of guilt) (8) | Total found guilty | | | |
|---|---------------------------------------|---------------------------------|---|---------------------|----------------|--------------------------------------|--|---------------------------|----------------------------|----------------------|----|
| | | | | In custody (5) | On bail (6) | | | Total found guilty (9) | Absolute discharge (10) | Recognizance (11) | |
| | | | | | | | | | | | |
| ROBBERY | | | | | | | | | | | |
| 34 Robbery | M | 1,515 | — | 29 | 535 | 909 | 10 | — | 32 | — | — |
| | F | 94 | — | 2 | 17 | 71 | — | — | 4 | — | — |
| Sub-total | M | 1,515 | — | 29 | 535 | 909 | 10 | — | 32 | — | — |
| | F | 94 | — | 2 | 17 | 71 | — | — | 4 | — | — |
| THEFT AND HANDLING STOLEN GOODS | | | | | | | | | | | |
| 39 Theft from the person of another | M | 726 | — | 1 | 26 | 97 | 50 | — | 552 | 4 | 1 |
| | F | 112 | — | 2 | 1 | 14 | 8 | — | 87 | — | — |
| 40 Theft in a dwelling other than from automatic machine or meter | M | 768 | 1 | — | 14 | 36 | 23 | — | 694 | 6 | — |
| | F | 318 | — | — | — | 13 | 11 | — | 294 | 2 | — |
| 41 Theft by an employee | M | 2,012 | 1 | — | 4 | 104 | 43 | — | 1,860 | 7 | — |
| | F | 694 | 2 | 1 | — | 48 | 16 | — | 627 | — | 1 |
| 42 Theft or unauthorised taking from mail | M | 57 | — | — | 2 | 10 | 1 | — | 44 | — | — |
| | F | 9 | — | — | — | — | 1 | — | 8 | — | — |
| 44 Theft of pedal cycle | M | 476 | 1 | — | 1 | 11 | 90 | — | 373 | 1 | — |
| | F | 13 | — | — | — | 2 | 2 | — | 9 | — | — |
| 45 Theft from vehicle | M | 4,088 | 12 | 4 | 52 | 227 | 140 | — | 3,653 | 23 | — |
| | F | 83 | 1 | — | — | 9 | 3 | — | 70 | 2 | — |
| 46 Shoplifting | M | 5,310 | 12 | 2 | 66 | 257 | 163 | 1 | 4,809 | 31 | 1 |
| | F | 4,384 | 8 | 1 | 15 | 169 | 140 | 1 | 4,050 | 29 | 1 |
| 47 Theft from automatic machine or meter | M | 748 | — | 1 | 8 | 24 | 12 | — | 703 | 4 | — |
| | F | 142 | — | — | — | 3 | 3 | — | 136 | 1 | — |
| 48 Theft or unauthorised taking of motor vehicle | M | 18,078 | 39 | 10 | 271 | 1,240 | 783 | — | 15,735 | 85 | 3 |
| | F | 492 | 1 | 3 | 3 | 53 | 39 | — | 396 | 3 | — |
| 49 Other theft or unauthorised taking | M | 14,382 | 33 | 11 | 170 | 910 | 710 | — | 12,548 | 133 | 4 |
| | F | 1,880 | 4 | 2 | 9 | 108 | 88 | — | 1,669 | 22 | — |
| 54 Handling stolen goods | M | 3,976 | 7 | 4 | 81 | 550 | 198 | — | 3,136 | 26 | 1 |
| | F | 753 | — | 1 | 10 | 143 | 34 | — | 565 | 8 | — |
| Sub-total | M | 50,621 | 106 | 33 | 695 | 3,466 | 2,213 | 1 | 44,107 | 320 | 10 |
| | F | 8,880 | 15 | 8 | 38 | 562 | 345 | 1 | 7,911 | 67 | 2 |
| FRAUD AND FORGERY | | | | | | | | | | | |
| 51 Fraud by company director, etc. | M | — | — | — | — | — | — | — | — | — | — |
| | F | — | — | — | — | — | — | — | — | — | — |

Magistrates' Courts—Ages 17 and under 21

PROCEEDED AGAINST AT MAGISTRATES' COURTS
and Result (continued)

Number of persons

| Persons dealt with summarily | | | | | | | | | | | | |
|-------------------------------|---|-------------------------|---------------------------|--------------|---------------------------------|--------------------------------|--------------------|----------------------------|----------------------------------|---|---|------------------------------|
| Found guilty | | | | | | | | | | | | |
| Conditional discharge (12) | Hospital order under s. 60 Mental Health Act 1959 (13) | Probation order (14) | Supervision order (15) | Fine (16) | Attendance centre order (17) | Detention centre order (18) | Care order (19) | Suspended sentence (20) | Imprisonment (immediate) (21) | Committed for sentence under s. 29 Magistrates' Courts Act 1952 (22) | Committed for sentence under s. 28 Magistrates' Courts Act 1952 (23) | Otherwise dealt with (24) |
| 2 | — | 2 | 2 | 10 | — | 8 | — | — | — | 2 | 6 | — |
| — | — | — | — | 2 | — | — | — | — | — | — | — | — |
| 2 | — | 2 | 2 | 10 | — | 8 | — | — | — | 2 | 6 | — |
| — | — | — | — | 2 | — | — | — | — | — | — | — | — |
| 63 | 1 | 65 | — | 276 | 4 | 28 | — | 14 | 13 | 49 | 18 | 16 |
| 23 | — | 17 | — | 32 | — | — | — | 4 | 2 | 7 | 2 | — |
| 58 | 1 | 133 | 12 | 315 | — | 48 | 2 | 22 | 13 | 54 | 18 | 12 |
| 60 | — | 102 | — | 108 | — | — | — | 4 | 4 | 8 | 3 | 3 |
| 182 | — | 161 | — | 1,360 | 3 | 33 | — | 50 | 13 | 21 | 10 | 20 |
| 111 | — | 99 | 2 | 401 | — | — | — | 5 | 1 | 4 | 2 | 1 |
| 5 | — | 5 | — | 25 | — | 1 | — | 1 | 2 | 4 | — | 1 |
| 1 | — | 3 | — | 4 | — | — | — | — | — | — | — | — |
| 50 | 1 | 47 | 2 | 227 | 1 | 11 | 2 | 4 | — | 10 | 4 | 13 |
| 1 | — | 7 | — | 1 | — | — | — | — | — | — | — | — |
| 202 | — | 219 | 8 | 2,524 | 3 | 192 | — | 80 | 44 | 192 | 77 | 89 |
| 12 | — | 16 | — | 40 | — | — | — | — | — | — | — | — |
| 500 | 3 | 358 | 10 | 3,415 | 8 | 109 | 2 | 75 | 42 | 137 | 54 | 64 |
| 645 | 1 | 531 | 4 | 2,634 | — | — | — | 57 | 22 | 78 | 33 | 15 |
| 46 | — | 93 | — | 422 | 1 | 50 | — | 14 | 12 | 27 | 15 | 19 |
| 31 | — | 57 | — | 43 | — | — | — | 1 | 1 | 2 | — | — |
| 761 | — | 1,049 | 28 | 10,277 | 52 | 773 | 2 | 544 | 221 | 1,125 | 407 | 408 |
| 92 | — | 69 | 2 | 206 | — | — | — | 6 | 1 | 12 | 1 | 4 |
| 1,250 | 4 | 926 | 26 | 8,547 | 26 | 402 | 4 | 245 | 122 | 443 | 187 | 229 |
| 360 | 3 | 332 | 6 | 854 | — | — | — | 16 | 11 | 36 | 21 | 8 |
| 357 | — | 223 | 4 | 2,119 | 5 | 73 | 2 | 81 | 24 | 119 | 47 | 55 |
| 159 | — | 116 | 2 | 249 | — | — | — | 5 | 8 | 9 | 6 | 3 |
| 3,474 | 10 | 3,279 | 90 | 29,507 | 103 | 1,720 | 14 | 1,130 | 506 | 2,181 | 837 | 926 |
| 1,495 | 4 | 1,349 | 16 | 4,572 | — | — | — | 98 | 50 | 156 | 68 | 34 |
| — | — | — | — | — | — | — | — | — | — | — | — | — |
| — | — | — | — | — | — | — | — | — | — | — | — | — |

Magistrates' Courts—Ages 17 and under 21

TABLE I(d): PERSONS AGED 17 AND UNDER 21
By Offence, Sex

| Offence (1) | Total number proceeded against (2) | Proceedings discontinued (3) | Discharged under s. 7 Magistrates' Courts Act 1952 (4) | Committed for trial (5) (6) | | Charge withdrawn or dismissed (7) | Hospital or guardianship order (No finding of guilt) (8) | Total found guilty (9) | Absolute discharge (10) | Recognizance (11) |
|--|---------------------------------------|---------------------------------|---|--------------------------------|----------------|--------------------------------------|--|---------------------------|----------------------------|----------------------|
| | | | | In custody (5) | On bail (6) | | | | | |
| 52 False accounting M | 26 | — | — | — | — | — | — | 26 | — | — |
| F | 31 | — | 1 | — | 1 | — | — | 29 | — | — |
| 53 Other fraud M | 2,183 | 5 | 1 | 18 | 146 | 62 | 1 | 1,950 | 8 | 1 |
| F | 754 | 4 | — | 4 | 48 | 33 | — | 665 | 4 | — |
| 60 Forgery and uttering drug M | 43 | 1 | — | — | 6 | 1 | — | 35 | — | — |
| F | 30 | — | — | — | 2 | 1 | — | 27 | — | — |
| 61 Other forgery and uttering M | 631 | 1 | 1 | 36 | 79 | 6 | — | 508 | 3 | — |
| F | 297 | — | — | 2 | 31 | 5 | — | 258 | — | — |
| Sub-total M | 2,883 | 7 | 2 | 54 | 231 | 69 | 1 | 2,519 | 11 | 1 |
| F | 1,112 | 5 | 1 | 6 | 82 | 39 | — | 979 | 4 | — |
| CRIMINAL DAMAGE | | | | | | | | | | |
| 56 Arson M | 355 | 1 | — | 79 | 134 | 8 | — | 133 | — | — |
| F | 32 | — | — | 7 | 6 | 1 | — | 18 | — | — |
| 57 Criminal damage endangering life M | 9 | — | — | 3 | 4 | — | — | 2 | — | — |
| F | — | — | — | — | — | — | — | — | — | — |
| 58 Other criminal damage M | 11,769 | 40 | 7 | 71 | 500 | 816 | 1 | 10,334 | 70 | 32 |
| F | 525 | 2 | 1 | 2 | 19 | 51 | — | 450 | 9 | 5 |
| 59 Threat, etc., to commit criminal damage M | 81 | 2 | 1 | — | 9 | 9 | — | 60 | — | 1 |
| F | 11 | — | — | — | — | 2 | — | 9 | — | — |
| Sub-total M | 12,214 | 43 | 8 | 153 | 647 | 833 | 1 | 10,529 | 70 | 33 |
| F | 568 | 2 | 1 | 9 | 25 | 54 | — | 477 | 9 | 5 |
| OTHER INDICTABLE OFFENCES | | | | | | | | | | |
| 35 Blackmail M | 70 | — | 2 | 14 | 48 | 2 | — | 4 | — | — |
| F | 3 | — | — | — | 3 | — | — | — | — | — |
| 62 High treason M | — | — | — | — | — | — | — | — | — | — |
| F | — | — | — | — | — | — | — | — | — | — |
| 63 Treason felony M | — | — | — | — | — | — | — | — | — | — |
| F | — | — | — | — | — | — | — | — | — | — |
| 64 Riot M | 4 | — | — | — | 4 | — | — | — | — | — |
| F | — | — | — | — | — | — | — | — | — | — |
| 65 Unlawful assembly M | 23 | — | — | — | 23 | — | — | — | — | — |
| F | — | — | — | — | — | — | — | — | — | — |
| 66 Other offence against the State or public order M | 461 | — | 21 | 25 | 413 | 2 | — | — | — | — |
| F | 6 | — | — | — | 6 | — | — | — | — | — |

Magistrates' Courts—Ages 17 and under 21

PROCEEDED AGAINST AT MAGISTRATES' COURTS
and Result (continued)

Number of persons

| Persons dealt with summarily | | | | | | | | | | | | |
|-------------------------------|---|-------------------------|---------------------------|--------------|---------------------------------|--------------------------------|--------------------|----------------------------|----------------------------------|---|---|------------------------------|
| Found guilty | | | | | | | | | | | | |
| Conditional discharge (12) | Hospital order under s. 60 Mental Health Act 1959 (13) | Probation order (14) | Supervision order (15) | Fine (16) | Attendance centre order (17) | Detention centre order (18) | Care order (19) | Suspended sentence (20) | Imprisonment (immediate) (21) | Committed for sentence under s. 29 Magistrates' Courts Act 1952 (22) | Committed for sentence under s. 28 Magistrates' Courts Act 1952 (23) | Otherwise dealt with (24) |
| 2 | — | 1 | — | 21 | — | 1 | — | 1 | — | — | — | — |
| 4 | — | 4 | — | 20 | — | — | — | — | — | — | — | 1 |
| 182 | 1 | 153 | 4 | 1,315 | 2 | 69 | — | 71 | 28 | 67 | 21 | 28 |
| 155 | — | 148 | 4 | 304 | — | — | — | 21 | 4 | 16 | 7 | 2 |
| 3 | — | 4 | — | 18 | — | — | — | 1 | — | 3 | 1 | 2 |
| 5 | — | 12 | — | 8 | — | — | — | 2 | — | — | — | — |
| 55 | — | 80 | — | 236 | — | 36 | — | 21 | 12 | 34 | 15 | 16 |
| 54 | — | 99 | — | 86 | — | — | — | 7 | 2 | 5 | 2 | 3 |
| 242 | 1 | 238 | 4 | 1,590 | 2 | 106 | — | 94 | 43 | 104 | 37 | 46 |
| 218 | — | 263 | 4 | 418 | — | — | — | 30 | 6 | 21 | 9 | 6 |
| 9 | — | 15 | — | 80 | — | 8 | — | 1 | 1 | 12 | 5 | 2 |
| 5 | — | 9 | — | — | — | — | 2 | — | — | — | 1 | 1 |
| — | — | — | — | 2 | — | — | — | — | — | — | — | — |
| — | — | — | — | — | — | — | — | — | — | — | — | — |
| 688 | — | 351 | 14 | 8,524 | 13 | 188 | — | 85 | 36 | 155 | 65 | 113 |
| 104 | — | 68 | 2 | 246 | — | — | — | 4 | 1 | 7 | 1 | 3 |
| 1 | 1 | 3 | — | 44 | 1 | 3 | — | — | 3 | 3 | — | — |
| 2 | — | 1 | — | 2 | — | — | — | — | 3 | — | 1 | — |
| 698 | 1 | 369 | 14 | 8,650 | 14 | 199 | — | 86 | 40 | 170 | 70 | 115 |
| 111 | — | 78 | 2 | 248 | — | — | — | 4 | 4 | 7 | 3 | 4 |

Magistrates' Courts—Ages 17 and under 21
TABLE I(d): PERSONS AGED 17 AND UNDER 21
By Offence, Sex

| Offence (1) | Total number proceeded against (2) | Proceedings discontinued (3) | Discharged under s. 7 Magistrates' Courts Act 1952 (4) | Committed for trial | | Charge withdrawn or dismissed (7) | Hospital or guardianship order (No finding of guilt) (8) | Total found guilty (9) | Absolute discharge (10) | Recognizance (11) |
|--|---------------------------------------|---------------------------------|---|---------------------|-----------------|--------------------------------------|--|---------------------------|----------------------------|----------------------|
| | | | | In custody (5) | On bail (6) | | | | | |
| 67 Perjury | M F 9 3 | — | — | — | — | 7 3 | — | 2 | — | — |
| 68 Libel | M F — | — | — | — | — | — | — | — | — | — |
| 76 Aiding suicide | M F — | — | — | — | — | — | — | — | — | — |
| 77 Drug offence | M F — | — | — | — | — | — | — | — | — | — |
| 99 Other indictable offence | M F 218 73 | — | 6 1 | 8 — | 33 6 | 12 1 | — | 159 65 | 3 1 | — |
| Sub-total | M F 785 85 | — | 29 1 | 47 — | 528 18 | 16 1 | — | 165 65 | 3 1 | — |
| TOTAL INDICTABLE OFFENCES | M F 99,052 12,104 | 233 24 | 180 22 | 4,057 121 | 13,327 1,140 | 4,493 531 | 3 2 | 76,759 10,264 | 469 86 | 167 26 |
| NON-INDICTABLE OFFENCES | | | | | | | | | | |
| 101 Adulteration of food, drug, etc. | M F — | — | — | — | — | — | — | — | — | — |
| 102 Aliens Restriction Acts | M F — 1 | — | — | — | — | — | — | 1 | — | — |
| Assault: | | | | | | | | | | |
| 103 Aggravated | M F 2 1 | — | — | — | — | 1 | — | 1 1 | — | — |
| 104 On constable | M F 3,461 345 | 26 4 | 1 | 76 6 | 356 26 | 176 20 | — | 2,826 289 | 6 | 18 3 |
| 105 Common, etc. | M F 145 25 | 2 2 | — | 1 — | 14 2 | 25 7 | — | 103 14 | — | 8 3 |
| 106 Betting or gaming offence | M F 76 1 | 4 | — | — | — | 2 | — | 70 1 | — | — |
| 107 Brothel keeping | M F 2 19 | — | — | — | 1 | 4 | — | 2 14 | — | — |
| 108 Cruelty to animal | M F 49 8 | 1 | — | 1 | — | 4 1 | — | 43 7 | — | — |
| 109 Cruelty to a child, etc. | M F 18 20 | — | — | 2 1 | 6 3 | — | — | 10 15 | — | — |
| 110 Diseases of Animals Act | M F 3 1 | — | — | — | — | — | — | 3 1 | — | — |
| 111 Dog, offence in relation to | M F 85 49 | 1 2 | — | — | — | 10 6 | — | 74 41 | — | 1 |
| 112 Education Acts | M F — | — | — | — | — | — | — | — | — | — |

Magistrates' Courts—Ages 17 and under 21
PROCEEDED AGAINST AT MAGISTRATES' COURTS
and Result (continued) Number of persons

| Persons dealt with summarily | | | | | | | | | | | | |
|-------------------------------|--|-------------------------|---------------------------|-----------------|---------------------------------|--------------------------------|--------------------|----------------------------|----------------------------------|---|---|------------------------------|
| Found guilty | | | | | | | | | | | | |
| Conditional discharge (12) | Hospital order under s. 60 Mental Health Act 1959 (13) | Probation order (14) | Supervision order (15) | Fine (16) | Attendance centre order (17) | Detention centre order (18) | Care order (19) | Suspended sentence (20) | Imprisonment (immediate) (21) | Committed for sentence under s. 29 Magistrates' Courts Act 1952 (22) | Committed for sentence under s. 28 Magistrates' Courts Act 1952 (23) | Otherwise dealt with (24) |
| 1 | — | — | — | — | — | 1 | — | — | — | — | — | — |
| — | — | — | — | — | — | — | — | — | — | — | — | — |
| — | — | — | — | — | — | — | — | — | — | — | — | — |
| — | — | — | — | — | — | — | — | — | — | — | — | — |
| 19 27 | — | 17 12 | — | 105 25 | — | 3 | — | 6 | 3 | 2 | — | 1 |
| 20 27 | — | 17 12 | — | 109 25 | — | 4 | — | 6 | 3 | 2 | — | 1 |
| 5,825 2,018 | 25 5 | 5,879 1,904 | 204 32 | 50,495 5,603 | 163 | 3,406 | 44 4 | 2,089 149 | 945 67 | 3,832 213 | 1,578 103 | 1,638 54 |
| — | — | — | — | — | — | — | — | — | — | — | — | — |
| — | — | — | — | — | — | — | — | — | — | — | — | — |
| 100 34 | 1 1 | 70 23 | — | 2,157 205 | 7 | 136 | — | 121 9 | 65 4 | 42 2 | 40 7 | 63 1 |
| 7 3 | — | 7 1 | — | 64 4 | 4 | 2 | — | 6 1 | 1 1 | — | 2 | 2 1 |
| 8 | — | — | — | 62 1 | — | — | — | — | — | — | — | — |
| 1 2 | — | — | — | 1 6 | — | — | — | — | — | — | — | — |
| — | — | 3 | — | — | — | — | — | 3 | — | — | — | — |
| — | — | 2 | — | 33 7 | — | 4 | — | 1 | — | 2 | — | 1 |
| 2 5 | — | 4 6 | — | 1 1 | — | 2 | — | — | — | — | — | 1 |
| — | — | — | — | 3 1 | — | — | — | — | — | — | — | — |
| 1 | — | — | — | 72 41 | — | — | — | — | — | — | — | — |
| — | — | — | — | — | — | — | — | — | — | — | — | — |

Magistrates' Courts—Ages 17 and under 21

TABLE I(d): PERSONS AGED 17 AND UNDER 21
By Offence, Sex

| Offence (1) | Total number proceeded against (2) | Proceedings discontinued (3) | Discharged under s.7 Magistrates' Courts Act 1952 (4) | Committed for trial (5) (6) | | Charge withdrawn or dismissed (7) | Hospital or guardianship order (No finding of guilt) (8) | Total found guilty (9) | Absolute discharge (10) | Recognizance (11) |
|---|---------------------------------------|---------------------------------|--|--------------------------------|----------------|--------------------------------------|--|---------------------------|----------------------------|----------------------|
| | | | | In custody (5) | On bail (6) | | | | | |
| Explosives, Firearm, etc.: 113 Explosives Act | M | 12 | — | — | — | — | — | 10 | — | 1 |
| | F | — | — | — | — | — | 2 | — | — | — |
| 114 Petroleum Act | M | — | — | — | — | — | — | — | — | — |
| | F | — | — | — | — | — | — | — | — | — |
| 115 Firearms Act | M | 1,469 | 16 | 1 | 22 | 44 | 33 | 1,353 | 21 | — |
| | F | 10 | — | — | — | 1 | 1 | 8 | 1 | — |
| 116 Fishery law | M | 111 | — | — | — | — | 1 | 109 | 3 | — |
| | F | — | — | — | — | — | — | — | — | — |
| 117 Friendly Societies Acts | M | — | — | — | — | — | — | — | — | — |
| | F | — | — | — | — | — | — | — | — | — |
| Game law: 118 Night poaching | M | 25 | — | — | — | 10 | 1 | 14 | 1 | — |
| | F | — | — | — | — | — | — | — | — | — |
| 119 Day poaching | M | 213 | 5 | — | — | — | 12 | 196 | — | — |
| | F | 2 | — | — | — | — | — | 2 | 3 | — |
| 120 Unlawful possession of game, etc. | M | 36 | — | — | — | — | 1 | 35 | 1 | — |
| | F | — | — | — | — | — | — | — | — | — |
| 121 Other offence against game law | M | 71 | 1 | — | — | — | 4 | 66 | — | — |
| | F | 2 | — | — | — | — | — | 2 | — | — |
| Highways Act: 122 Obstruction other than by vehicle | M | 1,719 | 17 | — | — | — | 57 | 1,645 | 14 | 5 |
| | F | 155 | 2 | — | — | — | 3 | 150 | 5 | — |
| 123 Nuisance other than by vehicle | M | 590 | 8 | — | — | — | 30 | 552 | 6 | 2 |
| | F | 7 | — | — | — | — | 1 | 6 | — | — |
| 135 Horsedrawn vehicle | M | — | — | — | — | — | — | 2 | — | — |
| | F | 2 | — | — | — | — | — | — | — | — |
| 136 Handcart or barrow | M | 31 | — | — | — | — | — | 31 | 1 | — |
| | F | — | — | — | — | — | — | — | — | — |
| 137 Pedal cycle | M | 1,516 | — | — | 2 | — | 31 | 1,479 | 6 | — |
| | F | 59 | — | — | — | — | — | 59 | 1 | — |
| 124 Other Highways Act offence. | M | 138 | 1 | — | — | — | 1 | 136 | 1 | — |
| | F | 13 | — | — | — | — | 3 | 10 | — | — |
| 139 Indecent exposure | M | 484 | 4 | — | 1 | 1 | 31 | 447 | 1 | 3 |
| | F | — | — | — | — | — | — | — | — | — |
| Intoxicating liquor law: 140 Drunkenness, simple | M | 3,819 | 21 | 1 | — | — | 44 | 3,753 | 39 | — |
| | F | 304 | 3 | — | — | — | 6 | 295 | 14 | — |
| 141 Drunkenness, with aggravation | M | 13,270 | 48 | — | 4 | 3 | 342 | 12,873 | 55 | 54 |
| | F | 680 | 4 | — | — | — | 18 | 658 | 9 | 4 |
| 142 Offence by licensed person, etc. | M | 52 | — | — | — | — | 7 | 45 | 1 | — |
| | F | 19 | 1 | — | — | — | 2 | 16 | 2 | — |

Magistrates' Courts—Ages 17 and under 21
PROCEEDED AGAINST AT MAGISTRATES' COURTS
and Result (continued)

Number of persons

| | Persons dealt with summarily | | | | | | | | | | | | |
|--|-------------------------------|--|-------------------------|---------------------------|--------------|---------------------------------|--------------------------------|--------------------|----------------------------|----------------------------------|---|---|------------------------------|
| | Found guilty | | | | | | | | | | | | |
| | Conditional discharge (12) | Hospital order under s. 60 Mental Health Act 1959 (13) | Probation order (14) | Supervision order (15) | Fine (16) | Attendance centre order (17) | Detention centre order (18) | Care order (19) | Suspended sentence (20) | Imprisonment (immediate) (21) | Committed for sentence under s. 29 Magistrates' Courts Act 1952 (22) | Committed for sentence under s. 28 Magistrates' Courts Act 1952 (23) | Otherwise dealt with (24) |
| Explosives, Firearm, etc.: | | | | | | | | | | | | | |
| 113 Explosives Act | 2 | — | 1 | — | 6 | — | — | — | — | — | — | — | — |
| 114 Petroleum Act | — | — | — | — | — | — | — | — | — | — | — | — | — |
| 115 Firearms Act | 82 | — | 17 | — | 1,196 | — | 9 | — | 2 | 8 | 4 | 4 | 10 |
| 116 Fishery law | 6 | — | 1 | — | 99 | — | — | — | — | — | — | — | — |
| 117 Friendly Societies Acts | — | — | — | — | — | — | — | — | — | — | — | — | — |
| Game law: | | | | | | | | | | | | | |
| 118 Night poaching | — | — | — | — | 13 | — | — | — | — | — | — | — | — |
| 119 Day poaching | 3 | — | — | — | 193 | — | — | — | — | — | — | — | — |
| 120 Unlawful possession of game, etc. | — | — | — | — | 34 | — | — | — | — | — | — | — | — |
| 121 Other offence against game law | — | — | — | — | 66 | — | — | — | — | — | — | — | — |
| Highways Act: | | | | | | | | | | | | | |
| 122 Obstruction other than by vehicle | 46 | — | 2 | — | 1,577 | — | — | — | — | — | — | — | 1 |
| 123 Nuisance other than by vehicle | 10 | — | 2 | — | 532 | — | — | — | — | — | — | — | — |
| 135 Horsedrawn vehicle | — | — | — | — | 2 | — | — | — | — | — | — | — | — |
| 136 Handcart or barrow | — | — | — | — | 30 | — | — | — | — | — | — | — | — |
| 137 Pedal cycle | 22 | — | 4 | 2 | 1,440 | — | — | — | — | — | 4 | — | 1 |
| 124 Other Highways Act offence. | 2 | — | — | — | 133 | — | — | — | — | — | — | — | — |
| 139 Indecent exposure | 53 | 1 | 104 | 6 | 259 | — | 6 | 2 | 4 | 1 | — | 1 | 6 |
| Intoxicating liquor law: | | | | | | | | | | | | | |
| 140 Drunkenness, simple | 71 | — | 9 | — | 3,628 | — | — | — | — | — | — | — | 6 |
| 141 Drunkenness, with aggravation | 32 | — | 7 | — | 241 | — | — | — | — | — | — | — | 1 |
| 142 Offence by licensed person, etc. | 179 | 1 | 41 | 2 | 12,447 | 11 | 17 | — | 13 | 11 | 8 | 5 | 29 |
| | 37 | — | 26 | — | 573 | — | — | — | — | 2 | — | — | 5 |
| | 4 | — | — | — | 40 | — | — | — | — | — | — | — | — |
| | 4 | — | — | — | 10 | — | — | — | — | — | — | — | — |

TABLE I(d): PERSONS AGED 17 AND UNDER 21
By Offence, Sex

| Offence (1) | | Total number proceeded against (2) | Proceedings discontinued (3) | Discharged under s. 7 Magistrates' Courts Act 1952 (4) | Committed for trial | | Charge withdrawn or dismissed (7) | Hospital or guardianship order (No finding of guilt) (8) | Total found guilty (9) | Absolute discharge (10) | Recognizance (11) |
|---|--------|---------------------------------------|---------------------------------|---|---------------------|----------------|--------------------------------------|--|---------------------------|----------------------------|----------------------|
| | | | | | In custody (5) | On bail (6) | | | | | |
| Intoxicating liquor law—cont. | | | | | | | | | | | |
| 143 Other offence against Intoxicating liquor law | M F | 2,644 723 | 25 2 | — | — | — | 38 12 | — | 2,581 709 | 14 2 | 1 |
| 144 Juvenile, selling tobacco to . | M F | — | — | — | — | — | — | — | — | — | — |
| Labour law: | | | | | | | | | | | |
| 145 Intimidation | M F | — | — | — | — | — | — | — | — | — | — |
| 146 Shops Act | M F | 1 | — | — | — | — | — | 1 | — | — | — |
| 147 Employment of Children Act | M F | 5 1 | — | — | — | — | — | 5 1 | — | — | — |
| 148 Other offence against labour law | M F | 3 | — | — | — | — | — | 3 | — | — | — |
| 149 Malicious damage | M F | 1 | — | — | — | — | — | 1 | — | — | — |
| 150 Merchant Shipping Acts | M F | 13 10 | — | — | — | 2 | — | 13 8 | — | — | — |
| 151 Social Security offence | M F | 70 43 | 1 | — | — | 3 1 | — | 66 42 | — | — | — |
| 152 National Insurance Act | M F | 23 4 | — | — | — | 1 | — | 23 3 | — | — | — |
| Naval, Military and Air Force law: | | | | | | | | | | | |
| 153 Army | M F | 300 — | 287 — | — | 1 | 5 | — | 7 | — | — | — |
| 154 Navy | M F | 6 — | 5 — | — | — | — | — | 1 | — | — | — |
| 155 Air Force | M F | — | — | — | — | — | — | — | — | — | — |
| 156 Park, common, or other open space offence | M F | 26 2 | 1 | — | — | 1 | — | 24 2 | — | — | — |
| Pawnbroker's Act: | | | | | | | | | | | |
| 157 Offence by pawnbroker | M F | — | — | — | — | — | — | — | — | — | — |
| 158 Unlawful pledging | M F | 1 | — | — | — | — | — | 1 | — | — | — |
| 159 Offence against Pawnbrokers Act | M F | 3 | — | — | — | — | — | 3 | — | — | — |
| 160 Pedlars Acts | M F | 53 1 | — | — | — | 4 1 | — | 49 | 2 | — | — |

PROCEEDED AGAINST AT MAGISTRATES' COURTS
and Result (continued)
Number of persons

| Persons dealt with summarily | | | | | | | | | | | | | |
|-------------------------------|---|-------------------------|---------------------------|--------------|---------------------------------|--------------------------------|--------------------|----------------------------|----------------------------------|---|---|-------------------------------|--|
| Found guilty | | | | | | | | | | | | | |
| Conditional discharge (12) | Hospital order under s. 60 Mental Health Act 1959 (13) | Probation order (14) | Supervision order (15) | Fine (16) | Attendance centre order (17) | Detention centre order (18) | Care order (19) | Suspended sentence (20) | Imprisonment (immediate) (21) | Committed for sentence under s. 29 Magistrates' Courts Act 1952 (22) | Committed for sentence under s. 28 Magistrates' Courts Act 1952 (23) | Other-wise dealt with (24) | |
| 51 | — | 7 | — | 2,508 | — | — | — | — | — | — | — | — | |
| 9 | — | 1 | — | 697 | — | — | — | — | — | — | — | — | |
| — | — | — | — | — | — | — | — | — | — | — | — | — | |
| — | — | — | — | — | — | — | — | — | — | — | — | — | |
| — | — | — | — | — | — | — | — | — | — | — | — | — | |
| — | — | — | — | — | — | — | — | — | — | — | — | — | |
| — | — | — | — | — | — | — | — | — | — | — | — | — | |
| — | — | — | — | — | — | — | — | — | — | — | — | — | |
| — | — | — | — | — | — | — | — | — | — | — | — | — | |
| — | — | — | — | — | — | — | — | — | — | — | — | — | |
| — | — | — | — | — | — | — | — | — | — | — | — | — | |
| — | — | — | — | — | — | — | — | — | — | — | — | — | |
| — | — | — | — | — | — | — | — | — | — | — | — | — | |
| — | — | — | — | — | — | — | — | — | — | — | — | — | |
| — | — | — | — | — | — | — | — | — | — | — | — | — | |
| — | — | — | — | — | — | — | — | — | — | — | — | — | |
| — | — | — | — | — | — | — | — | — | — | — | — | — | |
| — | — | — | — | — | — | — | — | — | — | — | — | — | |
| — | — | — | — | — | — | — | — | — | — | — | — | — | |
| — | — | — | — | — | — | — | — | — | — | — | — | — | |
| — | — | — | — | — | — | — | — | — | — | — | — | — | |
| — | — | — | — | — | — | — | — | — | — | — | — | — | |
| — | — | — | — | — | — | — | — | — | — | — | — | — | |
| — | — | — | — | — | — | — | — | — | — | — | — | — | |
| — | — | — | — | — | — | — | — | — | — | — | — | — | |
| — | — | — | — | — | — | — | — | — | — | — | — | — | |
| — | — | — | — | — | — | — | — | — | — | — | — | — | |
| — | — | — | — | — | — | — | — | — | — | — | — | — | |
| — | — | — | — | — | — | — | — | — | — | — | — | — | |
| — | — | — | — | — | — | — | — | — | — | — | — | — | |
| — | — | — | — | — | — | — | — | — | — | — | — | — | |
| — | — | — | — | — | — | — | — | — | — | — | — | — | |
| — | — | — | — | — | — | — | — | — | — | — | — | — | |
| — | — | — | — | — | — | — | — | — | — | — | — | — | |
| — | — | — | — | — | — | — | — | — | — | — | — | — | |
| — | — | — | — | — | — | — | — | — | — | — | — | — | |
| — | — | — | — | — | — | — | — | — | — | — | — | — | |
| — | — | — | — | — | — | — | — | — | — | — | — | — | |
| — | — | — | — | — | — | — | — | — | — | — | — | — | |
| — | — | — | — | — | — | — | — | — | — | — | — | — | |
| — | — | — | — | — | — | — | — | — | — | — | — | — | |
| — | — | — | — | — | — | — | — | — | — | — | — | — | |
| — | — | — | — | — | — | — | — | — | — | — | — | — | |
| — | — | — | — | — | — | — | — | — | — | — | — | — | |
| — | — | — | — | — | — | — | — | — | — | — | — | — | |
| — | — | — | — | — | — | — | — | — | — | — | — | — | |
| — | — | — | — | — | — | — | — | — | — | — | — | — | |
| — | — | — | — | — | — | — | — | — | — | — | — | — | |
| — | — | — | — | — | — | — | — | — | — | — | — | — | |
| — | — | — | — | — | — | — | — | — | — | — | — | — | |
| — | — | — | — | — | — | — | — | — | — | — | — | — | |
| — | — | — | — | — | — | — | — | — | — | — | — | — | |
| — | — | — | — | — | — | — | — | — | — | — | — | — | |
| — | — | — | — | — | — | — | — | — | — | — | — | — | |
| — | — | — | — | — | — | — | — | — | — | — | — | — | |
| — | — | — | — | — | — | — | — | — | — | — | — | — | |

Magistrates' Courts—Ages 17 and under 21

TABLE I(d): PERSONS AGED 17 AND UNDER 21
By Offence, Sex

| Offence (1) | Total number proceeded against (2) | Proceedings discontinued (3) | Discharged under s. 7 Magistrates' Courts Act 1952 (4) | Committed for trial | | Charges withdrawn or dismissed (7) | Hospital or guardianship order (No finding of guilt) (8) | Total found guilty (9) | Absolute discharge (10) | Recognizance (11) |
|--|---------------------------------------|---------------------------------|---|---------------------|----------------|---------------------------------------|--|---------------------------|----------------------------|----------------------|
| | | | | In custody (5) | On bail (6) | | | | | |
| Certain local regulations: | | | | | | | | | | |
| 161 Allowing chimney to be on fire | M F | — — | — — | — — | — — | — — | — — | — — | — — | — — |
| 162 Disorderly behaviour | M F | 2,545 133 | 27 — | — — | — — | 6 217 19 | — — — | 2,295 114 | 19 1 | 84 6 |
| 163 Playing in street | M F | 7 — | — — | — — | — — | — — | — — | 7 — | — — | — — |
| 164 Other offence | M F | 1,150 55 | 10 1 | — — | 1 — | — 55 1 | — — — | 1,084 53 | 13 2 | 15 2 |
| 165 Prevention of Crime Act | M F | 2,379 74 | 6 — | 5 — | 71 — | 273 206 8 | — — — | 1,818 60 | 19 13 | 13 — |
| Prostitution: | | | | | | | | | | |
| 166 Offence by prostitute | F | 1,222 | 3 | — | 1 | 2 | 45 | 1,171 | 14 | 2 |
| 167 Aiding, etc., offence by prostitute | M F | — — | — — | — — | — — | — — | — — | — — | — — | — — |
| 168 Public health offence | M F | 60 1 | — — | — — | — — | — — | 1 — | 59 1 | 1 — | — — |
| 169 Railway offence | M F | 1,526 191 | 8 2 | — — | — — | — — | 42 2 | 1,476 187 | 8 3 | 1 — |
| Revenue law: | | | | | | | | | | |
| 170 Motor vehicle licence | M F | 2,524 77 | 46 1 | — — | — — | — — | 66 3 | 2,412 73 | 37 2 | — — |
| 171 Dog licence | M F | 80 39 | 3 — | — — | — — | — — | 5 — | 72 39 | 1 1 | — — |
| 172 Other offence against revenue law | M F | 8 — | — — | — — | 1 — | 1 — | 3 — | 3 — | — — | — — |
| 173 Stage carriage or public service vehicle offence | M F | 160 10 | 1 — | — — | — — | — — | 16 — | 143 10 | 3 1 | 4 1 |
| 179 Sunday trading, etc. | M F | 1 2 | 1 — | — — | — — | — — | — — | 1 — | 1 — | — — |
| 180 Tram or trolley vehicle offence | M F | — — | — — | — — | — — | — — | — — | — — | — — | — — |
| 181 Unlawful possession | M F | 79 13 | 1 — | — — | — — | 1 — | 14 2 | 63 11 | 1 — | — — |

Magistrates' Courts—Ages 17 and under 21

PROCEEDED AGAINST AT MAGISTRATES' COURTS
and Result (continued)

Number of persons

| Persons dealt with summarily | | | | | | | | | | | | | |
|-------------------------------|---|-------------------------|---------------------------|--------------|---------------------------------|--------------------------------|--------------------|----------------------------|----------------------------------|---|---|------------------------------|--|
| Found guilty | | | | | | | | | | | | | |
| Conditional discharge (12) | Hospital order under s. 60 Mental Health Act 1959 (13) | Probation order (14) | Supervision order (15) | Fine (16) | Attendance centre order (17) | Detention centre order (18) | Care order (19) | Suspended sentence (20) | Imprisonment (immediate) (21) | Committed for sentence under s. 29 Magistrates' Courts Act 1952 (22) | Committed for sentence under s. 28 Magistrates' Courts Act 1952 (23) | Otherwise dealt with (24) | |
| — | — | — | — | — | — | — | — | — | — | — | — | — | |
| 89 25 | — | 12 4 | — | 2,068 78 | 8 | 7 | — | 2 | 1 | 1 | — | 4 | |
| 1 | — | — | — | 6 | — | — | — | — | — | — | — | — | |
| 31 3 | — | 5 1 | — | 1,012 45 | — | 1 | — | 3 | — | 3 | 1 | — | |
| 210 16 | 2 | 84 12 | 6 | 1,241 28 | 4 | 79 | — | 34 1 | 22 | 30 1 | 31 1 | 43 1 | |
| 181 | — | 133 | — | 630 | — | — | — | 78 | 37 | 1 | 12 | 83 | |
| — | — | — | — | — | — | — | — | — | — | — | — | — | |
| 1 | — | 1 | — | 56 1 | — | — | — | — | — | — | — | — | |
| 25 8 | — | 6 2 | — | 1,434 174 | 1 | — | — | — | — | — | 1 | — | |
| 20 | — | 2 1 | 2 | 2,350 70 | — | — | — | — | — | — | — | 1 | |
| 1 | — | — | — | 70 38 | — | — | — | — | — | — | — | — | |
| — | — | — | — | 2 | — | — | — | 1 | — | — | — | — | |
| 9 1 | — | 1 | — | 126 7 | — | — | — | — | — | — | — | — | |
| — | — | — | — | 1 | — | — | — | — | — | — | — | — | |
| 10 3 | — | 4 2 | — | 42 6 | — | — | — | 2 | 2 | — | 1 | 1 | |

TABLE I(d): PERSONS AGED 17 AND UNDER 21
By Offence, Sex

| Offence (1) | Total number proceeded against (2) | Proceedings discontinued (3) | Discharged under s. 7 Magistrates' Courts Act 1952 (4) | Committed for trial | | Charge withdrawn or dismissed (7) | Hospital or guardianship order (No finding of guilt) (8) | Total found guilty (9) | Absolute discharge (10) | Recognizance (11) |
|---|---------------------------------------|---------------------------------|---|---------------------|----------------|--------------------------------------|--|---------------------------|----------------------------|----------------------|
| | | | | In custody (5) | On bail (6) | | | | | |
| Vagrancy offences | | | | | | | | | | |
| 182 Begging | M 22 F 1 | 2 | — | — | — | — | — | 20 1 | — | 1 |
| 183 Sleeping out | M 19 F 5 | — | — | — | — | 4 2 | — | 15 3 | 2 | — |
| 185 Found in enclosed premises . | M 277 F 3 | 10 | — | 1 | 2 | 65 | — | 199 2 | 3 | 3 |
| 186 Frequenting | M 1,084 F 47 | 38 | — | 6 | 10 | 193 4 | — | 837 42 | 11 | 2 |
| 187A Male living on female prostitute's earnings . | M 18 F — | — | — | 1 | 7 | — | — | 10 | — | — |
| 187B Importuning by male | M 76 | — | — | — | 5 | 2 | — | 69 | 1 | — |
| 187C Female living on female prostitute's earnings . | F — | — | — | — | — | — | — | — | — | — |
| 187D Living on male prostitute's earnings . | M 1 F — | — | — | — | 1 | — | — | — | — | — |
| 188 Other vagrancy offences | M 20 F 2 | — | — | — | — | — | — | 20 2 | 1 | — |
| 189 Weights and Measures Acts | M — F — | — | — | — | — | — | — | — | — | — |
| 190 Wild Birds Protection Acts | M 19 F — | — | — | 2 | — | — | — | 17 | — | — |
| 191 Wireless Telegraphy Acts | M 29 F 6 | — | — | — | — | 1 | — | 28 6 | — | — |
| 192 Gross indecency with child | M 59 F 2 | — | — | 3 | 16 | 2 | — | 38 1 | — | — |
| 193 Drug offence | M 2,817 F 586 | 4 | — | 73 3 | 342 85 | 70 28 | — | 2,328 470 | 7 8 | — |
| 194 Immigration offence | M 108 F 30 | — | — | 5 1 | 5 1 | 2 2 | — | 96 26 | 2 1 | — |
| 195 Other non-indictable offence (excluding motoring) | M 10,195 F 434 | 93 6 | 1 | 37 2 | 412 15 | 1,097 45 | 1 | 8,554 366 | 42 6 | 371 20 |
| Total non-indictable (other than motoring) offences | M 55,811 F 5,438 | 727 35 | 9 | 308 14 | 1,519 144 | 2,927 251 | 1 | 50,320 4,994 | 343 74 | 587 43 |

Magistrates' Courts—Ages 17 and under 21
PROCEEDED AGAINST AT MAGISTRATES' COURTS
and Result (continued)

| Number of persons | Persons dealt with summarily | | | | | | | | | | | | |
|-------------------|-------------------------------|---|-------------------------|---------------------------|-----------------|---------------------------------|--------------------------------|--------------------|----------------------------|----------------------------------|---|---|------------------------------|
| | Found guilty | | | | | | | | | | | | |
| | Conditional discharge (12) | Hospital order under s. 60 Mental Health Act 1959 (13) | Probation order (14) | Supervision order (15) | Fine (16) | Attendance centre order (17) | Detention centre order (18) | Care order (19) | Suspended sentence (20) | Imprisonment (immediate) (21) | Committed for sentence under s. 29 Magistrates' Courts Act 1952 (22) | Committed for sentence under s. 28 Magistrates' Courts Act 1952 (23) | Otherwise dealt with (24) |
| | 6 | — | — | — | 11 1 | — | 1 | — | 1 | — | — | — | — |
| | 4 | — | 3 | — | 6 | — | — | — | — | — | — | — | — |
| | 1 | — | 2 | — | — | — | — | — | — | — | — | — | — |
| | 38 | — | 18 | — | 97 | 1 | 6 | — | 8 | 4 | — | 10 | 11 |
| | 149 11 | 1 | 53 7 | 2 | 445 14 | 6 | 38 | — | 30 1 | 32 2 | — | 33 3 | 35 2 |
| | 4 | — | — | — | 3 | — | — | — | 1 | 1 | — | 1 | — |
| | 26 | — | 5 | — | 35 | — | — | — | 2 | — | — | — | — |
| | 2 | — | — | — | — | — | — | — | — | — | — | — | — |
| | 1 | — | — | — | — | — | — | — | — | — | — | — | — |
| | 2 | — | — | — | 26 6 | — | — | — | — | — | — | — | — |
| | 6 | — | 18 | — | 12 1 | — | — | — | 1 | 1 | — | — | — |
| | 239 89 | 1 | 171 79 | 2 | 1,669 273 | 1 | 52 | — | 76 11 | 31 1 | 26 3 | 25 4 | 28 |
| | 17 5 | — | — | — | 66 19 | — | 1 | — | 4 | 4 | — | — | 2 |
| | 300 45 | 4 | 140 35 | 4 | 7,204 253 | 15 | 192 | — | 68 3 | 44 2 | 45 1 | 45 1 | 78 |
| | 1,852 538 | 11 1 | 808 361 | 26 2 | 44,763 3,681 | 58 | 556 | — | 385 109 | 230 52 | 165 10 | 201 28 | 329 95 |

Magistrates' Courts—Ages 17 and under 21

TABLE I(d): PERSONS AGED 17 AND UNDER 21
By Offence, Sex

| Offence (1) | Total number proceeded against (2) | Proceedings discontinued (3) | Discharged under s. 7 Magistrates' Courts Act 1952 (4) | Committed for trial (5) (6) | | Charge withdrawn or dismissed (7) | Hospital or guardianship order (No finding of guilt) (8) | Total found guilty (9) | Absolute discharge (10) | Recognizance (11) |
|---|---------------------------------------|---------------------------------|---|--------------------------------|---------|--------------------------------------|--|---------------------------|----------------------------|----------------------|
| | | | | In custody | On bail | | | | | |
| <i>Motoring offences:</i> | | | | | | | | | | |
| Reckless or dangerous driving | M 1,906 F 26 | 29 | — | 27 | 133 | 35 | — | 1,682 | 3 | — |
| Driving while unfit through drink or drugs | M 7,544 F 106 | 42 | — | 23 | 192 | 52 | — | 7,235 | 2 | — |
| In charge of a motor vehicle while unfit through drink or drugs | M 251 F 6 | 5 | — | — | 3 | 13 | — | 230 | 6 | — |
| Driving while disqualified | M 3,430 F 42 | 38 | 1 | 162 | 349 | 73 | — | 2,807 | 22 | 1 |
| Other motoring offence | M 116,312 F 5,207 | 1,928 | — | 27 | 46 | 2,322 | — | 111,989 | 801 | — |
| Total motoring offences | M 129,443 F 5,381 | 2,042 | 1 | 239 | 723 | 2,495 | — | 123,943 | 834 | 1 |
| TOTAL NON-INDICTABLE OFFENCES | M 185,254 F 10,819 | 2,769 | 10 | 547 | 2,242 | 5,422 | 1 | 174,263 | 1,177 | 588 |

Magistrates' Courts—Ages 17 and under 21

PROCEEDED AGAINST AT MAGISTRATES' COURTS
and Result (continued)

Number of persons

| Persons dealt with summarily | | | | | | | | | | | | | |
|-------------------------------|---|-------------------------|---------------------------|--------------|---------------------------------|--------------------------------|--------------------|----------------------------|----------------------------------|---|---|------------------------------|--|
| Found guilty | | | | | | | | | | | | | |
| Conditional discharge (12) | Hospital order under s. 60 Mental Health Act 1959 (13) | Probation order (14) | Supervision order (15) | Fine (16) | Attendance centre order (17) | Detention centre order (18) | Care order (19) | Suspended sentence (20) | Imprisonment (immediate) (21) | Committed for sentence under s. 29 Magistrates' Courts Act 1952 (22) | Committed for sentence under s. 28 Magistrates' Courts Act 1952 (23) | Otherwise dealt with (24) | |
| 3 | — | 17 | — | 1,514 | — | 43 | — | 19 | 14 | 27 | 17 | 25 | |
| 16 | — | 29 | — | 6,980 | 2 | 55 | — | 36 | 19 | 34 | 22 | 40 | |
| 5 | — | — | — | 214 | — | 3 | — | — | 1 | — | — | 1 | |
| 78 | — | 99 | — | 1,250 | 9 | 290 | 4 | 307 | 135 | 192 | 133 | 287 | |
| 825 | — | 459 | 21 | 108,435 | 8 | 146 | — | 31 | 21 | 73 | 70 | 1,099 | |
| 42 | — | 28 | — | 4,936 | — | — | — | — | — | 1 | — | 10 | |
| 927 | — | 604 | 21 | 118,393 | 19 | 537 | 4 | 393 | 190 | 326 | 242 | 1,452 | |
| 44 | — | 28 | — | 5,088 | — | — | — | 2 | — | 1 | — | 10 | |
| 2,779 | 11 | 1,412 | 47 | 163,156 | 77 | 1,093 | 10 | 778 | 420 | 491 | 443 | 1,781 | |
| 582 | 1 | 389 | 2 | 8,769 | — | — | — | 111 | 52 | 11 | 28 | 105 | |

Magistrates' Courts—Ages 17 to 21

TABLE I(d)(i) PROCEEDINGS DISCONTINUED AT MAGISTRATES' COURTS:
Number of persons

| Reason | Number of persons | |
|--|-------------------|------------|
| | Males | Females |
| Suicide | — | — |
| Died otherwise | 39 | — |
| Persons handed over to be dealt with by the Military authorities | 291 | — |
| Proceedings adjourned sine die | 2,672 | 102 |
| Total | 3,002 | 102 |

TABLE I(d)(ii) PERSONS OTHERWISE DEALT WITH AT MAGISTRATES' COURTS:
BY OFFENCE AND RESULT

| Sentence | Number of persons | | | | | | | | | |
|--|-----------------------------|-----------------|------------|----------|---------------------------------|-------------------|-----------------|---------------------------|-----------------------------|--------------------|
| | Violence against the person | Sexual offences | Burglary | Robbery | Theft and handling stolen goods | Fraud and forgery | Criminal damage | Other indictable offences | All non-indictable offences | Total all offences |
| MALES | | | | | | | | | | |
| Ordered to pay costs | — | — | — | — | — | — | 2 | — | — | 2 |
| Returned to borstal | 26 | 2 | 138 | — | 301 | 6 | 17 | 1 | 104 | 595 |
| Committed to the Crown Court in custody under s.67 Mental Health Act 1959 for restriction order | — | — | 1 | — | — | — | — | — | 1 | 2 |
| Committed to the Crown Court in hospital under ss.67 and 68 Mental Health Act 1959 for restriction order | — | — | — | — | 1 | — | — | — | — | 1 |
| Committed for sentence under s.56 Criminal Justice Act 1967 | — | — | 9 | — | 6 | — | — | — | 1,298 | 1,313 |
| Police cells | 2 | 1 | 42 | — | 46 | 7 | — | — | 44 | 148 |
| Community Service Order | 79 | 3 | 245 | — | 568 | 33 | 88 | — | 263 | 1,279 |
| No penalty | — | — | — | — | 2 | — | 2 | — | 15 | 19 |
| Not separately dealt with | — | — | 1 | — | — | — | — | — | 54 | 57 |
| Recommendation for deportation, no sentence being imposed | — | — | 1 | — | — | — | — | — | 1 | 2 |
| Seaman ordered to be taken on board ship or to forfeit wages | — | — | — | — | — | — | — | — | 1 | 1 |
| Total | 107 | 6 | 437 | — | 926 | 46 | 115 | 1 | 1,781 | 3,419 |
| FEMALES | | | | | | | | | | |
| Ordered to pay costs | — | — | — | — | — | — | — | — | — | — |
| Returned to borstal | 1 | — | 1 | — | 14 | — | — | — | 2 | 18 |
| Committed to the Crown Court in custody under s.67 Mental Health Act 1959 for restriction order | — | — | — | — | — | — | — | — | — | — |
| Committed to the Crown Court in custody under ss.67 and 68 Mental Health Act 1959 for restriction order | — | — | — | — | — | — | 1 | — | — | 1 |
| Committed for sentence under s.56 Criminal Justice Act 1967 | — | — | — | — | — | — | — | — | 11 | 11 |
| Police cells | — | — | 1 | — | 5 | 1 | 1 | — | 84 | 92 |
| Community Service order | 4 | — | 3 | — | 13 | 4 | 2 | — | 8 | 34 |
| No penalty | — | — | — | — | 1 | 1 | — | — | — | 2 |
| Not separately dealt with | — | — | — | — | 1 | — | — | — | — | 1 |
| Recommendation for deportation, no sentence being imposed | — | — | — | — | — | — | — | — | — | — |
| Seaman ordered to be taken on board ship or to forfeit wages | — | — | — | — | — | — | — | — | — | — |
| Total | 5 | — | 5 | — | 34 | 6 | 4 | — | 105 | 159 |

Magistrates' Courts—Ages 17 to 21

TABLE I(d)(iii) SUSPENDED SENTENCE

| Period of sentence | Number of persons | | | |
|----------------------------------|----------------------|-----------|---|------------|
| | Suspended for 1 year | | Suspended over 1 year and up to 2 years | |
| | Males | Females | Males | Females |
| 14 days and under | 2 | — | — | — |
| Over 14 days and up to 1 month | 28 | 13 | 47 | 17 |
| Over 1 month and up to 2 months | 23 | 3 | 60 | 7 |
| Over 2 months and up to 3 months | 235 | 40 | 1,050 | 99 |
| Over 3 months and up to 6 months | 124 | 3 | 1,290 | 78 |
| Over 6 months | — | — | 8 | — |
| Total | 412 | 59 | 2,455 | 201 |

TABLE I(d)(iv) PERSONS PROCEEDED AGAINST AT MAGISTRATES' COURTS FOR OTHER NON-INDICTABLE OFFENCES (EXCLUDING MOTORING)

| Offences against | Number of persons | | |
|--|--------------------------------|---------------------|--------------------|
| | Total number proceeded against | Committed for trial | Total found guilty |
| Public Order Act, 1936 | 9,496 | 445 | 7,894 |
| Litter Acts, 1958 and 1971 | 472 | 1 | 446 |
| Post Office Act, 1969 | 192 | — | 168 |
| Post Office Act, 1953 | 67 | — | 60 |
| Civic Amenities Act, 1967 | 66 | — | 63 |
| Magistrates' Courts Act, 1952 | 38 | — | 25 |
| Pharmacy and Poisons Act, 1933 and Poisons Act 1972 | 13 | 1 | 12 |
| Obscene Publications Acts, 1959 and 1974 | 5 | — | 5 |
| Bankruptcy Act 1914 and Bankruptcy (Amendment) Act, 1926 | 3 | — | 3 |
| Trade Descriptions Act 1968 | 2 | 1 | 1 |
| Other | 275 | 18 | 243 |
| Total | 10,629 | 466 | 8,920 |

TABLE I(d)(v) PERSONS RECEIVING SENTENCES OR ORDERS INTRODUCED BY THE CRIMINAL JUSTICE ACT 1972.

| Sex and type of offence | Number of persons | | |
|----------------------------------|--|---|-------------------------|
| | Probation with Day Training Centre order | Suspended sentence with supervision order | Community Service order |
| MALES | | | |
| Violence against the person | 1 | — | 79 |
| Sexual offences | — | — | 3 |
| Burglary | 4 | — | 245 |
| Robbery | — | — | — |
| Theft and handling stolen goods | 11 | — | 568 |
| Fraud and forgery | — | — | 33 |
| Criminal damage | 2 | — | 88 |
| Other indictable offences | — | — | — |
| Total indictable offences | 18 | — | 1,016 |
| Non-indictable offences | 10 | — | 263 |
| FEMALES | | | |
| Violence against the person | — | — | 4 |
| Sexual offences | — | — | — |
| Burglary | — | — | 3 |
| Robbery | — | — | — |
| Theft and handling stolen goods | — | — | 13 |
| Fraud and forgery | — | — | 4 |
| Criminal damage | 2 | — | 2 |
| Other indictable offences | — | — | — |
| Total indictable offences | 2 | — | 26 |
| Non-indictable offences | 1 | — | 8 |

TABLE I(e): PERSONS AGED 21 AND OVER
By Offence, Sex

| Offence (1) | Total number proceeded against (2) | Proceedings discontinued (3) | Discharged under s. 7 Magistrates' Courts Act 1952 (4) | Committed for trial | | Charge withdrawn or dismissed (7) | Hospital or guardianship order (No finding of guilt) (8) |
|--|---------------------------------------|---------------------------------|---|---------------------|----------------|--------------------------------------|--|
| | | | | In custody (5) | On bail (6) | | |
| INDICTABLE OFFENCES | | | | | | | |
| VIOLENCE AGAINST THE PERSON | | | | | | | |
| 1 Murder M | 262 | — | 3 | 250 | 9 | — | — |
| F | 50 | — | 2 | 33 | 15 | — | — |
| 2 Attempted murder M | 210 | 1 | 8 | 146 | 55 | — | — |
| F | 36 | — | 6 | 8 | 22 | — | — |
| 3 Threat or conspiracy to murder M | 30 | — | 2 | 11 | 17 | — | — |
| F | 6 | — | — | 3 | 3 | — | — |
| 4 Manslaughter M | 46 | — | 3 | 12 | 31 | — | — |
| F | 8 | — | — | 2 | 6 | — | — |
| 4A Infanticide F | 2 | — | — | 1 | 1 | — | — |
| 4b Child destruction M | — | — | — | — | — | — | — |
| F | — | — | — | — | — | — | — |
| 4c Causing death by dangerous driving M | 455 | — | 6 | 7 | 442 | — | — |
| F | 19 | — | — | — | 19 | — | — |
| 5 Wounding or other act endangering life M | 1,740 | — | 64 | 363 | 1,313 | — | — |
| F | 150 | — | 4 | 18 | 128 | — | — |
| 6 Endangering railway passenger M | 2 | — | 1 | — | 1 | — | — |
| F | — | — | — | — | — | — | — |
| 7 Endangering life at sea M | — | — | — | — | — | — | — |
| F | — | — | — | — | — | — | — |
| 8 Other wounding, etc. M | 21,359 | 109 | 87 | 320 | 3,130 | 2,753 | 8 |
| F | 1,707 | 19 | 8 | 16 | 212 | 306 | 4 |
| 9 Assault M | 247 | 4 | — | 6 | 20 | 36 | — |
| F | 28 | — | — | — | — | 9 | — |
| 12 Abandoning child aged under two years M | 1 | — | — | — | — | — | — |
| F | 1 | — | — | — | — | — | — |
| 13 Child stealing M | 14 | — | 2 | 4 | 8 | — | — |
| F | 8 | — | 1 | 5 | 2 | — | — |
| 14 Procuring illegal abortion M | 1 | — | — | 1 | — | — | — |
| F | — | — | — | — | — | — | — |
| 15 Concealment of birth M | 1 | — | — | — | — | — | — |
| F | 4 | — | — | — | — | — | — |
| Sub-total M | 24,368 | 114 | 176 | 1,120 | 5,026 | 2,789 | 8 |
| F | 2,019 | 19 | 21 | 86 | 408 | 315 | 4 |

PROCEEDED AGAINST AT MAGISTRATES' COURTS
and Result—England and Wales 1975

Number of persons

| | Persons dealt with summarily | | | | | | | | | |
|--|------------------------------|----------------------------|----------------------|-------------------------------|--|-------------------------|--------------|----------------------------|----------------------------------|--|
| | Found guilty | | | | | | | | | |
| | Total found guilty (9) | Absolute discharge (10) | Recognizance (11) | Conditional discharge (12) | Hospital order under s. 60 Mental Health Act 1959 (13) | Probation order (14) | Fine (15) | Suspended sentence (16) | Imprisonment (immediate) (17) | Committed for sentence under s. 29 Magistrates' Courts Act 1952. (18) |
| 1 Murder M | — | — | — | — | — | — | — | — | — | — |
| F | — | — | — | — | — | — | — | — | — | — |
| 2 Attempted murder M | — | — | — | — | — | — | — | — | — | — |
| F | — | — | — | — | — | — | — | — | — | — |
| 3 Threat or conspiracy to murder M | — | — | — | — | — | — | — | — | — | — |
| F | — | — | — | — | — | — | — | — | — | — |
| 4 Manslaughter M | — | — | — | — | — | — | — | — | — | — |
| F | — | — | — | — | — | — | — | — | — | — |
| 4A Infanticide F | — | — | — | — | — | — | — | — | — | — |
| 4b Child destruction M | — | — | — | — | — | — | — | — | — | — |
| F | — | — | — | — | — | — | — | — | — | — |
| 4c Causing death by dangerous driving M | — | — | — | — | — | — | — | — | — | — |
| F | — | — | — | — | — | — | — | — | — | — |
| 5 Wounding or other act endangering life M | — | — | — | — | — | — | — | — | — | — |
| F | — | — | — | — | — | — | — | — | — | — |
| 6 Endangering railway passenger M | — | — | — | — | — | — | — | — | — | — |
| F | — | — | — | — | — | — | — | — | — | — |
| 7 Endangering life at sea M | — | — | — | — | — | — | — | — | — | — |
| F | — | — | — | — | — | — | — | — | — | — |
| 8 Other wounding, etc. M | 14,952 | 179 | 730 | 1,855 | 61 | 494 | 9,422 | 1,216 | 703 | 223 |
| F | 1,142 | 20 | 161 | 263 | 3 | 109 | 498 | 56 | 20 | 9 |
| 9 Assault M | 181 | 4 | 13 | 17 | 1 | 11 | 115 | 11 | 6 | 1 |
| F | 19 | — | 2 | 4 | 2 | — | 11 | — | — | — |
| 12 Abandoning child aged under two years M | 1 | — | — | — | — | 1 | — | — | 1 | — |
| F | — | — | — | — | — | — | — | — | — | — |
| 13 Child stealing M | — | — | — | — | — | — | — | — | — | — |
| F | — | — | — | — | — | — | — | — | — | — |
| 14 Procuring illegal abortion M | — | — | — | — | — | — | — | — | — | — |
| F | — | — | — | — | — | — | — | — | — | — |
| 15 Concealment of birth M | 1 | — | — | — | — | — | — | — | — | — |
| F | 4 | — | — | — | — | — | — | — | — | — |
| Sub-total M | 15,135 | 183 | 743 | 1,872 | 62 | 505 | 9,538 | 1,227 | 710 | 224 |
| F | 1,166 | 20 | 163 | 268 | 5 | 113 | 509 | 56 | 20 | 9 |

TABLE I(e): PERSONS AGED 21 AND OVER
By Offence, Sex

| Offence (1) | Total number proceeded against (2) | Proceedings discontinued (3) | Discharged under s. 7 Magistrates' Courts Act 1952 (4) | Committed for trial | | Charge withdrawn or dismissed (7) | Hospital or guardianship order (No finding of guilt) (8) |
|---|---------------------------------------|---------------------------------|---|---------------------|----------------|--------------------------------------|--|
| | | | | In custody (5) | On bail (6) | | |
| SEXUAL OFFENCES | | | | | | | |
| 16 Buggery M | 253 | 1 | 5 | 75 | 172 | — | — |
| F | 1 | — | — | — | 1 | — | — |
| 17 Attempt to commit buggery, etc. M | 757 | 2 | — | 58 | 160 | 38 | — |
| F | 9 | — | — | — | 4 | 2 | — |
| 18 Indecency between males M | 1,501 | 5 | 1 | 4 | 132 | 25 | — |
| 19 Rape M | 343 | — | 22 | 132 | 189 | — | — |
| F | 2 | — | 2 | — | — | — | — |
| 20 Indecent assault on a female M | 2,031 | 13 | 6 | 67 | 380 | 166 | 1 |
| F | 8 | — | — | — | 5 | 1 | — |
| 21 Unlawful sexual intercourse with girl under 13 M | 87 | 1 | — | 23 | 63 | — | — |
| F | — | — | — | — | — | — | — |
| 22 Unlawful sexual intercourse with girl under 16 M | 461 | — | 9 | 49 | 403 | — | — |
| F | 1 | — | — | — | 1 | — | — |
| 23 Incest M | 133 | — | 3 | 41 | 89 | — | — |
| F | 8 | — | — | — | 8 | — | — |
| 24 Procurement M | 40 | — | — | — | 13 | 1 | — |
| F | 8 | — | — | — | 8 | — | — |
| 25 Abduction M | 34 | — | 1 | 14 | 19 | — | — |
| F | — | — | — | — | — | — | — |
| 26 Bigamy M | 16 | — | — | 1 | 15 | — | — |
| F | 1 | — | — | — | 1 | — | — |
| Sub-total M | 5,656 | 22 | 47 | 464 | 1,635 | 230 | 1 |
| F | 38 | — | 2 | — | 28 | 3 | — |
| BURGLARY | | | | | | | |
| 28 Burglary in a dwelling M | 7,321 | 10 | 20 | 1,573 | 3,437 | 152 | 2 |
| F | 390 | 4 | 2 | 20 | 197 | 20 | — |
| 29 Aggravated burglary in a dwelling M | 112 | — | 11 | 36 | 65 | — | — |
| F | 1 | — | — | — | 1 | — | — |
| 30 Burglary in a building other than a dwelling M | 14,922 | 22 | 22 | 1,410 | 3,351 | 396 | 1 |
| F | 379 | 2 | — | 10 | 80 | 28 | — |
| 31 Aggravated burglary in a building other than a dwelling M | 31 | — | — | 18 | 13 | — | — |
| F | — | — | — | — | — | — | — |
| 33 Going equipped for stealing, etc. M | 1,022 | 3 | 5 | 38 | 164 | 121 | — |
| F | 27 | — | — | 1 | 1 | 4 | — |
| Sub-total M | 23,408 | 35 | 58 | 3,075 | 7,030 | 669 | 3 |
| F | 797 | 6 | 2 | 31 | 279 | 52 | — |

PROCEEDED AGAINST AT MAGISTRATES' COURTS
and Result (continued)

Number of persons

| Persons dealt with summarily | | | | | | | | | | |
|------------------------------|----------------------------|----------------------|-------------------------------|--|-------------------------|--------------|----------------------------|----------------------------------|--|------------------------------|
| Found guilty | | | | | | | | | | |
| Total found guilty (9) | Absolute discharge (10) | Recognizance (11) | Conditional discharge (12) | Hospital order under s. 60 Mental Health Act 1959 (13) | Probation order (14) | Fine (15) | Suspended sentence (16) | Imprisonment (immediate) (17) | Committed for sentence under s. 29 Magistrates' Courts Act 1952. (18) | Otherwise dealt with (19) |
| — | — | — | — | — | — | — | — | — | — | — |
| 499 | 3 | — | 59 | 6 | 116 | 207 | 45 | 30 | 32 | 1 |
| 3 | — | — | 1 | — | — | 1 | — | 1 | — | — |
| 1,334 | 3 | — | 96 | 2 | 38 | 1,161 | 21 | 8 | 4 | 1 |
| — | — | — | — | — | — | — | — | — | — | — |
| 1,398 | 2 | 8 | 180 | 11 | 307 | 622 | 148 | 84 | 31 | 5 |
| 2 | — | — | 1 | — | — | 1 | — | — | — | — |
| — | — | — | — | — | — | — | — | — | — | — |
| — | — | — | — | — | — | — | — | — | — | — |
| — | — | — | — | — | — | — | — | — | — | — |
| — | — | — | — | — | — | — | — | — | — | — |
| — | — | — | — | — | — | — | — | — | — | — |
| 26 | — | — | 1 | — | 4 | 18 | 3 | — | — | — |
| — | — | — | — | — | — | — | — | — | — | — |
| — | — | — | — | — | — | — | — | — | — | — |
| — | — | — | — | — | — | — | — | — | — | — |
| 3,257 | 8 | 8 | 336 | 19 | 465 | 2,008 | 217 | 122 | 67 | 7 |
| 5 | — | — | 2 | — | — | 2 | — | 1 | — | — |
| SEXUAL OFFENCES | | | | | | | | | | |
| 2,127 | 12 | 2 | 194 | 7 | 207 | 720 | 348 | 333 | 255 | 49 |
| 147 | 1 | — | 27 | — | 35 | 46 | 25 | 7 | 5 | 1 |
| — | — | — | — | — | — | — | — | — | — | — |
| — | — | — | — | — | — | — | — | — | — | — |
| 9,720 | 28 | 2 | 667 | 34 | 933 | 3,663 | 1,820 | 1,471 | 920 | 182 |
| 259 | 3 | — | 53 | 5 | 85 | 62 | 24 | 15 | 11 | 1 |
| — | — | — | — | — | — | — | — | — | — | — |
| — | — | — | — | — | — | — | — | — | — | — |
| 691 | 4 | — | 62 | — | 48 | 339 | 108 | 89 | 37 | 4 |
| 21 | 1 | — | 2 | — | 3 | 10 | 3 | — | 2 | — |
| 12,538 | 44 | 4 | 923 | 41 | 1,188 | 4,722 | 2,276 | 1,833 | 1,212 | 235 |
| 427 | 5 | — | 82 | 5 | 123 | 118 | 52 | 22 | 18 | 2 |

TABLE I(e): PERSONS AGED 21 AND OVER
By Offence, Sex

| Offence (1) | Total number proceeded against (2) | Proceedings discontinued (3) | Discharged under s. 7 Magistrates' Courts Act 1952 (4) | Committed for trial | | Charge withdrawn or dismissed (7) | Hospital or guardianship order (No finding of guilt) (8) |
|---|---------------------------------------|---------------------------------|---|---------------------|----------------|--------------------------------------|--|
| | | | | In custody (5) | On bail (6) | | |
| ROBBERY | | | | | | | |
| 34 Robbery M | 1,674 | 1 | 43 | 787 | 843 | — | — |
| F | 82 | — | 4 | 14 | 64 | — | — |
| Sub-total M | 1,674 | 1 | 43 | 787 | 843 | — | — |
| F | 82 | — | 4 | 14 | 64 | — | — |
| THEFT AND HANDLING STOLEN GOODS | | | | | | | |
| 39 Theft from the person of another . M | 881 | — | 1 | 32 | 109 | 53 | — |
| F | 143 | — | — | — | 16 | 15 | — |
| 40 Theft in a dwelling other than from M | 1,449 | 2 | 3 | 42 | 127 | 76 | 1 |
| F | 389 | 1 | — | — | 36 | 25 | — |
| 41 Theft by an employee M | 8,756 | 9 | 9 | 79 | 1,469 | 205 | — |
| F | 1,486 | 3 | 1 | — | 167 | 41 | — |
| 42 Theft or unauthorised taking from M | 176 | — | — | 4 | 40 | 9 | — |
| F | 21 | — | — | — | 3 | 1 | — |
| 44 Theft of pedal cycle M | 482 | — | 1 | 2 | 27 | 75 | 2 |
| F | 26 | 1 | — | — | 4 | 4 | — |
| 45 Theft from vehicle M | 4,848 | 16 | 7 | 86 | 388 | 338 | — |
| F | 91 | 2 | — | 1 | 5 | 3 | — |
| 46 Shoplifting M | 24,289 | 84 | 7 | 186 | 1,215 | 958 | 6 |
| F | 26,258 | 112 | 13 | 24 | 1,161 | 1,568 | — |
| 47 Theft from automatic machine or M | 2,276 | 3 | — | 19 | 70 | 42 | — |
| F | 750 | 1 | — | — | 11 | 20 | — |
| 48 Theft or unauthorised taking of M | 11,079 | 44 | 16 | 271 | 1,356 | 778 | 2 |
| F | 329 | 4 | — | 3 | 35 | 49 | — |
| 49 Other theft or unauthorised taking . M | 30,419 | 73 | 68 | 458 | 3,553 | 1,755 | 3 |
| F | 3,843 | 10 | 6 | 11 | 333 | 251 | 1 |
| 54 Handling stolen goods M | 12,613 | 27 | 25 | 248 | 3,424 | 656 | — |
| F | 1,786 | 6 | 5 | 9 | 428 | 126 | — |
| Sub-total M | 97,268 | 258 | 137 | 1,427 | 11,778 | 4,945 | 14 |
| F | 35,122 | 140 | 25 | 48 | 2,199 | 2,103 | 1 |

PROCEEDED AGAINST AT MAGISTRATES' COURTS
and Result (continued)

Number of persons

| Total found guilty (9) | Persons dealt with summarily | | | | | | | | | |
|---------------------------|------------------------------|----------------------|-------------------------------|--|-------------------------|--------------|----------------------------|----------------------------------|---|------------------------------|
| | Found guilty | | | | | | | | | |
| | Absolute discharge (10) | Recognizance (11) | Conditional discharge (12) | Hospital order under s. 60 Mental Health Act 1959 (13) | Probation order (14) | Fine (15) | Suspended sentence (16) | Imprisonment (immediate) (17) | Committed for sentence under s. 29 Magistrates' Courts Act 1952 (18) | Otherwise dealt with (19) |
| — | — | — | — | — | — | — | — | — | — | — |
| — | — | — | — | — | — | — | — | — | — | — |
| 686 | 5 | — | 80 | 4 | 41 | 351 | 84 | 70 | 50 | 1 |
| 112 | 2 | — | 19 | — | 17 | 49 | 9 | 11 | 5 | — |
| 1,198 | 6 | 3 | 142 | 5 | 131 | 535 | 169 | 127 | 69 | 11 |
| 327 | 6 | — | 84 | 1 | 78 | 117 | 19 | 13 | 9 | — |
| 6,985 | 14 | — | 563 | — | 343 | 5,025 | 712 | 190 | 106 | 32 |
| 1,274 | 7 | — | 200 | — | 145 | 850 | 51 | 9 | 9 | 3 |
| 123 | 2 | — | 9 | — | 6 | 65 | 21 | 12 | 4 | 4 |
| 17 | — | — | 2 | — | 7 | 5 | 2 | — | 1 | — |
| 375 | 2 | — | 39 | — | 30 | 216 | 34 | 39 | 7 | 8 |
| 17 | 1 | — | 3 | — | 5 | 7 | 1 | — | — | — |
| 4,013 | 21 | 1 | 151 | 4 | 144 | 2,967 | 308 | 213 | 177 | 27 |
| 80 | 1 | — | 10 | — | 13 | 42 | 7 | 5 | 2 | — |
| 21,333 | 156 | 1 | 2,452 | 38 | 1,149 | 14,911 | 1,178 | 1,434 | 392 | 122 |
| 23,380 | 277 | 9 | 3,952 | 10 | 2,247 | 16,044 | 508 | 203 | 94 | 36 |
| 2,142 | 6 | 2 | 256 | — | 284 | 1,103 | 257 | 143 | 65 | 26 |
| 718 | 3 | — | 220 | — | 233 | 235 | 17 | 4 | 2 | 4 |
| 8,612 | 66 | 2 | 331 | 18 | 401 | 5,112 | 1,032 | 800 | 722 | 128 |
| 238 | 5 | — | 45 | 1 | 35 | 128 | 10 | 5 | 8 | 1 |
| 24,509 | 204 | 12 | 2,347 | 40 | 1,133 | 16,115 | 2,150 | 1,616 | 698 | 194 |
| 3,231 | 42 | 1 | 719 | 5 | 510 | 1,688 | 151 | 64 | 38 | 13 |
| 8,233 | 40 | — | 539 | 2 | 197 | 6,143 | 710 | 350 | 208 | 44 |
| 1,212 | 15 | — | 336 | — | 123 | 645 | 62 | 16 | 13 | 2 |
| 78,709 | 522 | 21 | 6,909 | 111 | 3,859 | 52,543 | 6,655 | 4,994 | 2,498 | 597 |
| 30,606 | 359 | 10 | 5,590 | 17 | 3,413 | 19,810 | 837 | 330 | 181 | 59 |

TABLE I(e): PERSONS AGED 21 AND OVER
By Offence, Sex

| Offence | Total number proceeded against | Proceedings discontinued | Discharged under s. 7 Magistrates Courts Act 1952 | Committed for trial | | Charge withdrawn or dismissed | Hospital or guardianship order (No finding of guilt) |
|--|--------------------------------|--------------------------|---|---------------------|--------------|-------------------------------|--|
| | | | | In custody | On bail | | |
| (1) | (2) | (3) | (4) | (5) | (6) | (7) | (8) |
| FRAUD AND FORGERY | | | | | | | |
| 51 Fraud by company director, etc. | M F 10 4 | — | — | — | 8 3 | — | — |
| 52 False accounting | M F 371 97 | 2 | — | 2 | 128 15 | 2 3 | — |
| 53 Other fraud | M F 10,573 2,003 | 32 11 | 22 4 | 313 18 | 1,995 229 | 470 90 | 2 2 |
| 60 Forgery and uttering drug prescription | M F 165 101 | 1 2 | — | 2 | 21 11 | 1 4 | — |
| 61 Other forgery and uttering | M F 2,270 732 | 7 3 | 3 | 141 12 | 693 135 | 34 14 | 1 |
| Sub-total | M F 13,389 2,937 | 42 16 | 25 4 | 458 30 | 2,845 393 | 507 112 | 3 2 |
| CRIMINAL DAMAGE | | | | | | | |
| 56 Arson | M F 560 86 | 1 | 5 | 171 17 | 224 39 | 17 2 | — |
| 57 Criminal damage endangering life | M F 21 1 | — | 1 | 3 | 17 | — | — |
| 58 Other criminal damage | M F 17,314 1,566 | 70 9 | 21 1 | 132 6 | 1,086 58 | 1,338 131 | 11 4 |
| 59 Threat, etc., to commit criminal damage | M F 228 22 | 2 | 6 | 15 4 | 37 4 | 32 4 | — |
| Sub-total | M F 18,123 1,675 | 73 9 | 33 1 | 321 27 | 1,364 102 | 1,387 137 | 11 4 |
| OTHER INDICTABLE OFFENCES | | | | | | | |
| 35 Blackmail | M F 210 6 | — | 33 | 50 2 | 127 4 | — | — |
| 62 High treason | M F — | — | — | — | — | — | — |
| 63 Treason felony | M F — | — | — | — | — | — | — |
| 64 Riot | M F 7 — | — | 1 | 5 | 1 | — | — |
| 65 Unlawful assembly | M F 7 — | — | — | — | 7 | — | — |
| 66 Other offence against the State or public order | M F 368 19 | — | 23 1 | 18 | 327 18 | — | — |

PROCEEDED AGAINST AT MAGISTRATES' COURTS
and Result (continued)

Number of persons

| Persons dealt with summarily | | | | | | | | | | |
|------------------------------|--------------------|--------------|-----------------------|---|-----------------|---------------|--------------------|--------------------------|--|----------------------|
| Found guilty | | | | | | | | | | |
| Total found guilty | Absolute discharge | Recognizance | Conditional discharge | Hospital order under s. 60 Mental Health Act 1959 | Probation order | Fine | Suspended sentence | Imprisonment (immediate) | Committed for sentence under s. 29 Magistrates' Courts Act 1952. | Otherwise dealt with |
| (9) | (10) | (11) | (12) | (13) | (14) | (15) | (16) | (17) | (18) | (19) |
| 2 | — | — | — | — | — | 1 | 1 | — | — | — |
| 237 79 | — 1 | — — | 22 14 | — — | 6 3 | 185 60 | 22 1 | 2 | — | — |
| 7,739 1,649 | 43 23 | 3 1 | 818 395 | 19 6 | 499 281 | 4,346 730 | 923 131 | 687 48 | 338 28 | 63 6 |
| 140 84 | 1 — | — — | 17 28 | — — | 22 28 | 44 14 | 21 7 | 19 3 | 15 3 | 1 1 |
| 1,391 568 | 6 7 | — 1 | 156 146 | 2 — | 126 148 | 691 171 | 178 56 | 120 19 | 84 16 | 28 4 |
| 9,509 2,380 | 50 31 | 3 2 | 1,013 583 | 21 6 | 683 460 | 5,267 975 | 1,145 195 | 828 70 | 437 47 | 92 11 |
| 142 28 | 2 2 | — — | 16 2 | 5 1 | 22 16 | 64 1 | 10 5 | 12 1 | 9 | 2 |
| 14,656 1,357 | 185 42 | 145 51 | 1,743 424 | 63 14 | 549 150 | 10,491 582 | 567 35 | 658 45 | 185 13 | 70 1 |
| 136 10 | — — | 1 — | 22 3 | 1 — | 25 — | 54 5 | 11 | 16 2 | 4 | 2 |
| 14,934 1,395 | 187 44 | 146 51 | 1,781 429 | 69 15 | 596 166 | 10,609 588 | 588 40 | 686 48 | 198 13 | 74 1 |
| — | — | — | — | — | — | — | — | — | — | — |
| — | — | — | — | — | — | — | — | — | — | — |
| — | — | — | — | — | — | — | — | — | — | — |
| — | — | — | — | — | — | — | — | — | — | — |
| — | — | — | — | — | — | — | — | — | — | — |
| — | — | — | — | — | — | — | — | — | — | — |
| — | — | — | — | — | — | — | — | — | — | — |
| — | — | — | — | — | — | — | — | — | — | — |
| — | — | — | — | — | — | — | — | — | — | — |
| — | — | — | — | — | — | — | — | — | — | — |

TABLE I(e): PERSONS AGED 21 AND OVER
By Offence, Sex

| Offence (1) | Total number proceeded against (2) | Proceedings discontinued (3) | Discharged under s. 7 Magistrates' Courts Act 1952 (4) | Committed for trial | | Charge withdrawn or dismissed (7) | Hospital or guardianship order (No finding of guilt) (8) |
|--|---------------------------------------|---------------------------------|---|---------------------|----------------|--------------------------------------|---|
| | | | | In custody (5) | On bail (6) | | |
| 67 Perjury M | 111 | — | — | 8 | 77 | 1 | — |
| F | 18 | — | — | — | 15 | — | — |
| 68 Libel M | — | — | — | — | — | — | — |
| F | — | — | — | — | — | — | — |
| 76 Aiding suicide M | 1 | — | — | 1 | — | — | — |
| F | 1 | — | — | — | 1 | — | — |
| 77 Drug offence M | — | — | — | — | — | — | — |
| F | — | — | — | — | — | — | — |
| 99 Other indictable offence M | 2,448 | 5 | 57 | 24 | 214 | 54 | — |
| F | 1,009 | 6 | 3 | 1 | 31 | 27 | — |
| Sub-total M | 3,152 | 5 | 114 | 106 | 753 | 55 | — |
| F | 1,053 | 6 | 4 | 3 | 69 | 27 | — |
| TOTAL INDICTABLE OFFENCES M | 187,038 | 550 | 633 | 7,758 | 31,274 | 10,582 | 40 |
| F | 43,723 | 196 | 63 | 239 | 3,542 | 2,749 | 11 |
| NON-INDICTABLE OFFENCES | | | | | | | |
| 101 Adulteration of food, drug, etc. M | 2,276 | 34 | — | — | — | 230 | — |
| F | 58 | 1 | — | — | — | 10 | — |
| 102 Aliens Restriction Acts M | 8 | — | — | — | — | 1 | — |
| F | 3 | — | — | — | — | — | — |
| Assault: | | | | | | | |
| 103 Aggravated M | 10 | — | — | — | 1 | — | — |
| F | 2 | — | — | — | — | — | — |
| 104 On constable M | 6,672 | 61 | 1 | 158 | 695 | 355 | 5 |
| F | 816 | 11 | — | 5 | 61 | 51 | 2 |
| 105 Common, etc. M | 2,873 | 198 | 2 | 11 | 34 | 1,220 | 1 |
| F | 872 | 75 | 1 | — | 4 | 414 | — |
| 106 Betting or gaming offence M | 1,680 | 12 | — | — | 12 | 33 | — |
| F | 32 | 1 | — | — | 2 | 5 | — |
| 107 Brothel keeping M | 20 | — | — | — | 3 | — | — |
| F | 75 | 1 | — | — | 2 | 7 | — |
| 108 Cruelty to animal M | 602 | 8 | — | — | — | 50 | — |
| F | 153 | 1 | — | — | — | 9 | — |
| 109 Cruelty to a child, etc. M | 126 | 3 | 1 | 9 | 28 | 14 | — |
| F | 98 | 4 | — | 1 | 24 | 6 | — |
| 110 Diseases of Animals Act M | 183 | 3 | — | — | 1 | 10 | — |
| F | 19 | 1 | — | — | — | 1 | — |
| 111 Dog, offence in relation to M | 2,075 | 66 | — | — | — | 340 | — |
| F | 1,127 | 22 | — | — | 1 | 199 | — |
| 112 Education Acts M | 2,208 | 22 | — | — | — | 46 | — |
| F | 1,528 | 8 | — | — | — | 38 | — |

PROCEEDED AGAINST AT MAGISTRATES' COURTS
and Result (continued)

Number of persons

| Total found guilty (9) | Persons dealt with summarily | | | | | | | | | |
|---------------------------|------------------------------|----------------------|-------------------------------|---|-------------------------|--------------|----------------------------|----------------------------------|---|------------------------------|
| | Found guilty | | | | | | | | | |
| | Absolute discharge (10) | Recognizance (11) | Conditional discharge (12) | Hospital order under s. 60 Mental Health Act 1959 (13) | Probation order (14) | Fine (15) | Suspended sentence (16) | Imprisonment (immediate) (17) | Committed for sentence under s. 29 Magistrates' Courts Act 1952 (18) | Otherwise dealt with (19) |
| 25 | 2 | — | 1 | — | — | 19 | — | 2 | 1 | — |
| 3 | — | — | 1 | — | — | 1 | — | 1 | — | — |
| — | — | — | — | — | — | — | — | — | — | — |
| — | — | — | — | — | — | — | — | — | — | — |
| — | — | — | — | — | — | — | — | — | — | — |
| 2,094 | 15 | — | 295 | 1 | 164 | 1,405 | 122 | 61 | 20 | 11 |
| 941 | 23 | — | 357 | — | 176 | 361 | 17 | 5 | 2 | — |
| 2,119 | 17 | — | 296 | 1 | 164 | 1,424 | 122 | 63 | 21 | 11 |
| 944 | 23 | — | 358 | — | 176 | 362 | 17 | 6 | 2 | — |
| 136,201 | 1,011 | 925 | 13,130 | 324 | 7,430 | 86,111 | 12,230 | 9,296 | 4,657 | 1,087 |
| 36,923 | 482 | 226 | 7,312 | 48 | 4,451 | 22,364 | 1,197 | 497 | 270 | 76 |
| 2,012 | 14 | — | 21 | — | — | 1,976 | 1 | — | — | — |
| 47 | 1 | — | — | — | — | 46 | — | — | — | — |
| 7 | — | — | 2 | — | — | 4 | — | 1 | — | — |
| 2 | — | — | — | — | — | 2 | — | — | — | — |
| 9 | 1 | — | 1 | — | 2 | 3 | 1 | 1 | — | — |
| 2 | — | — | — | — | — | 1 | — | — | — | — |
| 5,397 | 28 | 30 | 215 | 14 | 105 | 3,877 | 536 | 473 | 54 | 65 |
| 686 | 12 | 9 | 103 | 4 | 35 | 446 | 35 | 37 | 2 | 3 |
| 1,407 | 35 | 498 | 135 | 2 | 16 | 682 | 18 | 15 | — | 6 |
| 378 | 17 | 197 | 50 | — | 4 | 104 | 3 | — | — | 3 |
| 1,623 | 1 | 2 | 34 | — | — | 1,580 | — | 1 | — | 5 |
| 24 | 1 | 1 | 3 | — | — | 19 | — | — | — | — |
| 17 | — | — | — | — | 1 | 11 | 2 | 3 | — | — |
| 65 | — | — | 12 | — | 8 | 26 | 13 | 6 | — | — |
| 544 | 1 | 1 | 24 | — | — | 504 | 6 | 8 | — | — |
| 143 | — | — | 18 | — | 2 | 122 | 1 | — | — | — |
| 71 | 1 | — | 13 | — | 15 | 16 | 16 | 10 | — | — |
| 63 | — | — | 12 | — | 31 | 6 | 9 | 4 | 1 | — |
| 169 | 1 | — | 8 | — | — | 160 | — | — | — | — |
| 17 | 2 | — | — | — | — | 15 | — | — | — | — |
| 1,669 | 34 | — | 11 | — | — | 1,619 | 1 | 1 | — | 3 |
| 905 | 20 | — | 9 | — | — | 875 | — | — | — | 1 |
| 2,140 | 62 | 6 | 131 | — | — | 1,939 | 2 | — | — | — |
| 1,482 | 58 | 2 | 124 | — | 2 | 1,296 | — | — | — | — |

TABLE I(e): PERSONS AGED 21 AND OVER
By Offence, Sex

| Offence (1) | Total number proceeded against (2) | Proceedings discontinued (3) | Discharged under s. 7 Magistrates' Courts Act 1952 (4) | Committed for trial | | Charge withdrawn or dismissed (7) | Hospital or guardianship order (No finding of guilty) (8) |
|--|---------------------------------------|---------------------------------|---|---------------------|----------------|--------------------------------------|---|
| | | | | In custody (5) | On bail (6) | | |
| Explosives, Firearm, etc.: | | | | | | | |
| 113 Explosives Act M | 32 | — | — | — | 1 | 3 | — |
| F | 3 | — | — | — | — | — | — |
| 114 Petroleum Act M | 36 | 2 | — | — | — | 4 | — |
| F | — | — | — | — | — | — | — |
| 115 Firearms Act. M | 4,703 | 37 | 3 | 107 | 172 | 199 | — |
| F | 84 | — | — | 3 | 4 | 9 | — |
| 116 Fishery law M | 1,354 | 14 | — | 1 | 12 | 80 | — |
| F | 6 | — | — | — | — | — | — |
| 117 Friendly Societies Acts M | 7 | 2 | — | — | — | — | — |
| F | — | — | — | — | — | — | — |
| Game law: | | | | | | | |
| 118 Night poaching M | 94 | 1 | — | — | 5 | 6 | — |
| F | — | — | — | — | — | — | — |
| 119 Day poaching M | 973 | 21 | — | — | — | 87 | — |
| F | 1 | — | — | — | — | — | — |
| 120 Unlawful possession of game, etc. M | 137 | 5 | — | — | — | 7 | — |
| F | — | — | — | — | — | — | — |
| 121 Other offence against game law. M | 291 | 2 | — | — | — | 35 | — |
| F | 2 | — | — | — | — | — | — |
| Highways Act: | | | | | | | |
| 122 Obstruction other than by vehicle. M | 12,869 | 82 | — | — | — | 240 | — |
| F | 1,014 | 12 | — | — | — | 29 | — |
| 123 Nuisance other than by vehicle M | 850 | 18 | — | — | — | 51 | — |
| F | 48 | 1 | — | — | — | 4 | — |
| 135 Horsedrawn vehicle M | 34 | — | — | — | — | 2 | — |
| F | 1 | — | — | — | — | — | — |
| 136 Handcart or barrow M | 1,358 | — | — | — | — | 15 | — |
| F | 101 | — | — | — | — | — | — |
| 137 Pedal cycle M | 1,943 | 8 | — | 1 | 2 | 67 | — |
| F | 198 | — | — | — | — | 12 | — |
| 124 Other Highways Act offence M | 593 | 14 | — | — | — | 53 | — |
| F | 24 | — | — | — | — | — | — |
| 139 Indecent exposure M | 2,053 | 28 | — | — | 1 | 198 | — |
| Intoxicating liquor law: | | | | | | | |
| 140 Drunkenness, simple M | 42,271 | 191 | — | — | 3 | 515 | — |
| F | 3,339 | 12 | — | — | — | 73 | — |
| 141 Drunkenness, with aggravation M | 34,411 | 239 | — | 6 | 7 | 873 | 2 |
| F | 2,895 | 11 | — | — | — | 117 | — |

PROCEEDED AGAINST AT MAGISTRATES' COURTS
and Result (continued)

Number of persons

| Persons dealt with summarily | | | | | | | | | | |
|------------------------------|----------------------------|----------------------|-------------------------------|---|-------------------------|--------------|----------------------------|----------------------------------|--|------------------------------|
| Found guilty | | | | | | | | | | |
| Total found guilty (9) | Absolute discharge (10) | Recognizance (11) | Conditional discharge (12) | Hospital order under s. 60 Mental Health Act 1959 (13) | Probation order (14) | Fine (15) | Suspended sentence (16) | Imprisonment (immediate) (17) | Committed for sentence under s. 29 Magistrates' Courts Act 1952. (18) | Otherwise dealt with (19) |
| 28 | — | — | 1 | — | — | 27 | — | — | — | — |
| 3 | — | — | — | — | — | 3 | — | — | — | — |
| 30 | 1 | — | — | — | — | 29 | — | — | — | — |
| — | — | — | — | — | — | — | — | — | — | — |
| 4,185 | 199 | — | 168 | 1 | 11 | 3,717 | 38 | 35 | 9 | 7 |
| 68 | 7 | 2 | 5 | — | 2 | 50 | — | 2 | — | — |
| 1,247 | 25 | — | 5 | — | — | 1,215 | — | — | 1 | 1 |
| 6 | 1 | — | — | — | — | 5 | — | — | — | — |
| 5 | — | — | — | — | — | — | — | — | — | — |
| — | — | — | — | — | — | — | — | — | — | — |
| 82 | — | — | — | — | — | 82 | — | — | — | — |
| — | — | — | — | — | — | — | — | — | — | — |
| 865 | 5 | — | 15 | — | — | 845 | — | — | — | — |
| 1 | — | — | 1 | — | — | — | — | — | — | — |
| 125 | 4 | — | 2 | — | — | 119 | — | — | — | — |
| — | — | — | — | — | — | — | — | — | — | — |
| 254 | 2 | — | 5 | — | — | 247 | — | — | — | — |
| 2 | — | — | — | — | — | 2 | — | — | — | — |
| 12,547 | 124 | 6 | 312 | — | 2 | 12,097 | — | — | — | 6 |
| 973 | 13 | 2 | 73 | — | — | 884 | — | — | — | 1 |
| 781 | 11 | 2 | 17 | — | 4 | 745 | 1 | — | — | 1 |
| 43 | 2 | 1 | — | — | — | 40 | — | — | — | — |
| 32 | — | — | 1 | — | — | 31 | — | — | — | — |
| 1 | — | — | — | — | — | — | — | — | — | — |
| 1,343 | 2 | 1 | 34 | — | — | 1,306 | — | — | — | — |
| 101 | — | — | 2 | — | — | 99 | — | — | — | — |
| 1,865 | 18 | — | 33 | — | 2 | 1,809 | 1 | — | — | 2 |
| 186 | — | — | 2 | — | — | 184 | — | — | — | — |
| 526 | 11 | — | 3 | — | — | 512 | — | — | — | — |
| 24 | — | — | — | — | — | 24 | — | — | — | — |
| 1,826 | 13 | 18 | 244 | 14 | 319 | 1,049 | 82 | 56 | 1 | 30 |
| 41,562 | 756 | 31 | 1,689 | — | 73 | 38,842 | — | — | 1 | 170 |
| 3,254 | 197 | 3 | 342 | — | 37 | 2,654 | — | — | — | 21 |
| 33,284 | 289 | 103 | 1,026 | 5 | 149 | 30,969 | 93 | 479 | 11 | 160 |
| 2,767 | 68 | 18 | 299 | 2 | 62 | 2,262 | 10 | 31 | 2 | 13 |

TABLE I(e): PERSONS AGED 21 AND OVER
By Offence, Sex

| Offence (1) | Total number proceeded against (2) | Proceedings discontinued (3) | Discharged under s. 7 Magistrates' Courts Act 1952 (4) | Committed for trial | | Charge withdrawn or dismissed (7) | Hospital or guardianship order (No finding of guilt) (8) |
|---|---------------------------------------|---------------------------------|---|---------------------|----------------|--------------------------------------|--|
| | | | | In custody (5) | On bail (6) | | |
| Intoxicating liquor law—continued | | | | | | | |
| 142 Offence by licensed person, etc. | M 1,320 F 299 | 30 12 | — | — | 8 | 220 51 | — |
| 143 Other offence against intoxicating liquor law | M 2,439 F 552 | 51 11 | — | — | 3 | 209 52 | — |
| 144 Juvenile, selling tobacco to | M 11 F 3 | — | — | — | — | — | — |
| Labour law: | | | | | | | |
| 145 Intimidation | M 1 F — | — | — | — | — | 1 | — |
| 146 Shops Act | M 71 F 2 | 1 | — | — | — | 14 | — |
| 147 Employment of Children Act | M 59 F 8 | 4 | — | — | — | 1 | — |
| 148 Other offence against labour law | M 898 F 10 | 16 | — | — | 1 | 20 | — |
| 149 Malicious damage | M 1 F — | — | — | — | — | — | — |
| 150 Merchant Shipping Acts | M 103 F 85 | 1 | — | — | 1 | 5 1 | — |
| 151 Social Security offence | M 3,841 F 1,710 | 31 7 | — | — | 4 1 | 109 27 | — |
| 152 National Insurance Act | M 11,563 F 212 | 45 3 | — | — | — | 56 5 | — |
| Naval, Military and Air Force law: | | | | | | | |
| 153 Army | M 324 F 1 | 302 | — | 1 | — | 6 | — |
| 154 Navy | M 15 F — | 14 | — | — | — | — | — |
| 155 Air Force | M 2 F 2 | 2 1 | — | — | — | — | — |
| 156 Park, common, or other open space offence | M 529 F 35 | 5 3 | — | — | — | 12 1 | — |
| Pawnbrokers Act: | | | | | | | |
| 157 Offence by pawnbroker | M 5 F — | — | — | — | — | — | — |
| 158 Unlawful pledging | M — F — | — | — | — | — | — | — |
| 159 Other offence against Pawnbrokers Act | M 3 F — | — | — | — | — | — | — |

PROCEEDED AGAINST AT MAGISTRATES' COURTS
and Result (continued)

Number of persons

| Offence (1) | Persons dealt with summarily | | | | | | | | | | |
|---|------------------------------|----------------------------|----------------------|-------------------------------|---|-------------------------|----------------|----------------------------|----------------------------------|---|------------------------------|
| | Found guilty | | | | | | | | | | |
| | Total found guilty (9) | Absolute discharge (10) | Recognizance (11) | Conditional discharge (12) | Hospital order under s. 60 Mental Health Act 1959 (13) | Probation order (14) | Fine (15) | Suspended sentence (16) | Imprisonment (immediate) (17) | Committed for sentence under s. 29 Magistrates' Courts Act 1952 (18) | Otherwise dealt with (19) |
| 142 Offence by licensed person, etc. | 1,062 236 | 16 8 | — | 46 26 | — | — | 1,000 202 | — | — | — | — |
| 143 Other offence against intoxicating liquor law | 2,176 488 | 37 15 | — | 86 26 | — | 2 1 | 2,046 446 | 3 | 1 | — | 1 |
| 144 Juvenile, selling tobacco to | 11 3 | — | — | — | — | — | 11 3 | — | — | — | — |
| Labour law: | | | | | | | | | | | |
| 145 Intimidation | — | — | — | — | — | — | — | — | — | — | — |
| 146 Shops Act | 56 2 | — | — | — | — | — | 56 2 | — | — | — | — |
| 147 Employment of Children Act | 54 7 | 2 1 | — | 1 | — | — | 51 6 | — | — | — | — |
| 148 Other offence against labour law | 861 10 | 7 1 | — | 4 | — | — | 850 9 | — | — | — | — |
| 149 Malicious damage | 1 | — | — | — | — | — | 1 | — | — | — | — |
| 150 Merchant Shipping Acts | 96 84 | 8 | — | — | 1 | — | 84 84 | — | 3 | — | — |
| 151 Social Security offence | 3,697 1,675 | 14 10 | 2 | 242 346 | — | 109 190 | 2,913 1,070 | 253 50 | 135 5 | 8 | 21 4 |
| 152 National Insurance Act | 11,462 204 | 95 3 | 1 | 101 22 | — | 30 10 | 11,144 166 | 54 3 | 29 | 1 | 7 |
| Naval, Military and Air Force law: | | | | | | | | | | | |
| 153 Army | 15 1 | — | — | 1 1 | — | — | 13 | — | — | — | 1 |
| 154 Navy | 1 | — | — | — | — | — | 1 | — | — | — | — |
| 155 Air Force | 1 | — | — | — | — | — | 1 | — | — | — | — |
| 156 Park, common, or other open space offence | 512 31 | 5 | — | 9 | — | — | 498 31 | — | — | — | — |
| Pawnbrokers Act: | | | | | | | | | | | |
| 157 Offence by pawnbroker | 5 | — | — | — | — | — | 5 | — | — | — | — |
| 158 Unlawful pledging | — | — | — | — | — | — | — | — | — | — | — |
| 159 Other offence against Pawnbrokers Act | 3 | — | — | — | — | — | 3 | — | — | — | — |

Magistrates' Courts—Ages 21 and over

TABLE I(e): PERSONS AGED 21 AND OVER
By Offence, Sex

| Offence (1) | Total number proceeded against (2) | Proceedings discontinued (3) | Discharged under s. 7 Magistrates' Courts Act 1952 (4) | Committed for trial | | Charge withdrawn or dismissed (7) | Hospital or guardianship order (No finding of guilty) (8) |
|---|---------------------------------------|---------------------------------|---|---------------------|----------------|--------------------------------------|--|
| | | | | In custody (5) | On bail (6) | | |
| 160 Pedlars Acts M F | 163 16 | 1 — | — — | — — | — — | 15 — | — — |
| Certain local regulations: | | | | | | | |
| 161 Allowing chimney to be on fire. M F | 2 — | — — | — — | — — | — — | — — | — — |
| 162 Disorderly behaviour . . . M F | 5,880 390 | 67 8 | 1 — | 1 — | 5 — | 474 51 | — — |
| 163 Playing in street M F | 8 3 | — — | — — | — — | — — | 2 1 | — — |
| 164 Other offence M F | 3,462 254 | 46 1 | — — | 2 — | 4 — | 193 22 | — — |
| 165 Prevention of Crime Act . . . M F | 3,147 196 | 11 3 | 7 — | 87 2 | 375 15 | 407 35 | 5 1 |
| Prostitution: | | | | | | | |
| 166 Offence by prostitute F | 2,193 | 1 | — | — | 3 | 103 | — |
| 167 Aiding, etc., offence by prostitute M F | 2 — | — — | — — | — — | — — | 1 — | — — |
| 168 Public health offence . . . M F | 3,322 173 | 58 9 | — — | — — | 4 — | 364 23 | — — |
| 169 Railway offence M F | 8,013 1,146 | 61 18 | — — | — — | — — | 112 17 | — — |
| Revenue law: | | | | | | | |
| 170 Motor vehicle licence . . . M F | 91,857 4,133 | 1,278 59 | — — | — — | — — | 3,476 206 | — — |
| 171 Dog licence M F | 2,557 1,373 | 26 21 | — — | — — | — — | 79 43 | — — |
| 172 Other offence against revenue law M F | 1,609 106 | 23 — | — — | 7 — | 107 1 | 77 10 | — — |
| 173 Stage carriage or public service vehicle offence M F | 1,591 74 | 98 1 | — — | — — | — — | 158 4 | — — |
| 179 Sunday trading, etc. M F | 485 54 | 25 1 | 1 — | — — | — — | 53 8 | — — |
| 180 Tram or trolley vehicle offence . M F | 1 — | — — | — — | — — | — — | — — | — — |
| 181 Unlawful possession M F | 213 10 | 6 1 | 1 — | — — | 1 — | 40 3 | — — |

Magistrates' Courts—Ages 21 and over

PROCEEDED AGAINST AT MAGISTRATES' COURTS
and Result (continued)

Number of persons

| Persons dealt with summarily | | | | | | | | | | |
|------------------------------|----------------------------|----------------------|-------------------------------|---|-------------------------|-----------------|----------------------------|----------------------------------|--|------------------------------|
| Found guilty | | | | | | | | | | |
| Total found guilty (9) | Absolute discharge (10) | Recognizance (11) | Conditional discharge (12) | Hospital order under s. 60 Mental Health Act 1959 (13) | Probation order (14) | Fine (15) | Suspended sentence (16) | Imprisonment (immediate) (17) | Committed for sentence under s. 29 Magistrates' Courts Act 1952. (18) | Otherwise dealt with (19) |
| 147 16 | 10 2 | — — | 6 1 | — — | — — | 130 13 | — — | — — | — — | 1 — |
| 2 — | — — | — — | — — | — — | — — | 2 — | — — | — — | — — | — — |
| 5,332 331 | 79 8 | 364 43 | 410 74 | — 1 | 15 4 | 4,446 201 | 4 — | 8 — | — — | 6 — |
| 6 2 | — — | — — | — — | — — | — — | 6 2 | — — | — — | — — | — — |
| 3,217 231 | 39 7 | 50 12 | 120 19 | 1 — | 13 3 | 2,972 189 | 3 — | 10 1 | 2 — | 7 — |
| 2,255 140 | 32 2 | 31 6 | 321 45 | 28 5 | 106 13 | 1,406 46 | 134 14 | 145 4 | 16 4 | 36 1 |
| 2,086 | 32 | 1 | 377 | 1 | 203 | 1,005 | 194 | 123 | 5 | 145 |
| 1 — | — — | — — | — — | — — | — — | 1 — | — — | — — | — — | — — |
| 2,896 141 | 25 5 | — — | 31 2 | — — | 1 — | 2,838 134 | — — | 1 — | — — | — — |
| 7,840 1,111 | 33 7 | 8 — | 165 27 | 1 — | 5 — | 7,603 1,077 | 6 — | 11 — | 1 — | 7 — |
| 87,103 3,868 | 660 63 | — — | 126 9 | — — | 5 — | 86,310 3,795 | — — | 1 — | 1 — | 1 — |
| 2,452 1,309 | 45 36 | — — | 11 3 | — — | — — | 2,396 1,270 | — — | — — | — — | — — |
| 1,395 95 | 9 2 | — — | 11 — | — — | — — | 1,361 92 | 10 1 | 4 — | — — | — — |
| 1,335 69 | 32 3 | — — | 12 2 | — — | 2 — | 1,287 64 | — — | — — | 1 — | 1 — |
| 406 45 | 2 3 | — — | 2 — | — — | — — | 402 42 | — — | — — | — — | — — |
| 1 — | — — | — — | — — | — — | — — | 1 — | — — | — — | — — | — — |
| 165 6 | 4 — | — — | 26 1 | — — | 4 1 | 102 4 | 13 — | 9 — | — — | 7 — |

TABLE I(e): PERSONS AGED 21 AND OVER
By Offence, Sex

| Offence (1) | Total number proceeded against (2) | Proceedings discontinued (3) | Discharged under s. 7 Magistrates' Courts Act 1952 (4) | Committed for trial (5) (6) | | Charge withdrawn or dismissed (7) | Hospital or guardianship order (No finding of guilt) (8) |
|---|---------------------------------------|---------------------------------|---|--------------------------------|---------|--------------------------------------|--|
| | | | | In custody | On bail | | |
| Vagrancy offences: | | | | | | | |
| 182 Begging M | 1,124 | 1 | — | — | — | 21 | — |
| F | 40 | — | — | — | — | — | — |
| 183 Sleeping out M | 273 | 1 | — | — | — | 15 | — |
| F | 11 | — | — | — | — | — | — |
| 185 Found in enclosed premises M | 403 | 24 | — | 2 | 3 | 70 | — |
| F | 9 | 1 | — | — | — | 1 | — |
| 186 Frequenting M | 1,444 | 43 | 1 | 8 | 6 | 236 | 3 |
| F | 28 | — | — | — | — | 5 | — |
| 187A Male living on female prostitute's earnings M | 213 | 1 | — | 23 | 64 | 9 | — |
| F | — | — | — | — | — | — | — |
| 187B Importuning by male M | 606 | 1 | 1 | 7 | 47 | 31 | — |
| 187C Female living on female prostitute's earnings M | — | — | — | — | — | — | — |
| F | 10 | — | 1 | 1 | 5 | — | — |
| 187D Living on male prostitute's earnings M | 3 | — | — | 2 | — | — | — |
| F | — | — | — | — | — | — | — |
| 188 Other vagrancy offence M | 64 | — | — | — | — | 5 | — |
| F | 4 | — | — | — | — | — | — |
| 189 Weights and Measures Acts M | 742 | 7 | — | — | — | 87 | — |
| F | 39 | — | — | — | — | 1 | — |
| 190 Wild Birds Protection Acts M | 62 | — | — | — | — | 4 | — |
| F | 11 | — | — | — | — | — | — |
| 191 Wireless Telegraphy Acts M | 21,854 | 57 | — | — | — | 234 | — |
| F | 11,972 | 29 | — | — | — | 170 | — |
| 192 Gross indecency with child M | 486 | 5 | — | 60 | 145 | 25 | — |
| F | 6 | — | — | 1 | 2 | 1 | — |
| 193 Drug offence M | 7,279 | 8 | 5 | 322 | 1,302 | 219 | — |
| F | 1,056 | 3 | 2 | 24 | 229 | 55 | — |
| 194 Immigration offence M | 702 | 3 | 2 | 40 | 33 | 29 | — |
| F | 111 | 2 | — | 3 | 1 | 7 | — |
| 195 Other non-indictable offence (excluding motoring) M | 16,274 | 258 | 3 | 65 | 758 | 1,998 | 2 |
| F | 1,674 | 30 | — | 6 | 47 | 328 | — |
| Total non-indictable (other than motoring) offences M | 317,768 | 3,692 | 29 | 920 | 3,848 | 13,821 | 18 |
| F | 40,510 | 386 | 4 | 46 | 403 | 2,217 | 3 |

PROCEEDED AGAINST AT MAGISTRATES' COURTS
and Result (continued)

Number of persons

| Total found guilty (9) | Persons dealt with summarily | | | | | | | | | |
|---------------------------|------------------------------|----------------------|-------------------------------|---|-------------------------|--------------|----------------------------|----------------------------------|---|------------------------------|
| | Found guilty | | | | | | | | | |
| | Absolute discharge (10) | Recognizance (11) | Conditional discharge (12) | Hospital order under s. 60 Mental Health Act 1959 (13) | Probation order (14) | Fine (15) | Suspended sentence (16) | Imprisonment (immediate) (17) | Committed for sentence under s. 29 Magistrates' Courts Act 1952 (18) | Otherwise dealt with (19) |
| 1,102 | 28 | 2 | 246 | 8 | 2 | 625 | 62 | 94 | — | 35 |
| 40 | 5 | — | 7 | — | 2 | 22 | 2 | 1 | — | 1 |
| 257 | 15 | — | 95 | 3 | 12 | 97 | 8 | 23 | — | 4 |
| 11 | 1 | — | 6 | 1 | — | 2 | — | 1 | — | — |
| 304 | 4 | 3 | 51 | — | 17 | 161 | 21 | 35 | — | 12 |
| 7 | — | 1 | 4 | — | — | 2 | — | — | — | — |
| 1,147 | 11 | 4 | 168 | 12 | 44 | 488 | 177 | 193 | — | 50 |
| 23 | 1 | — | 5 | — | — | 2 | 9 | 4 | — | 2 |
| 116 | — | — | 12 | — | 5 | 65 | 16 | 16 | — | 2 |
| — | — | — | — | — | — | — | — | — | — | — |
| 519 | 1 | 4 | 74 | — | 20 | 410 | 3 | 6 | 1 | — |
| — | — | — | — | — | — | — | — | — | — | — |
| 3 | — | — | 1 | — | — | 2 | — | — | — | — |
| — | — | — | — | — | — | — | — | — | — | — |
| 1 | — | — | — | — | — | 1 | — | — | — | — |
| — | — | — | — | — | — | — | — | — | — | — |
| 59 | 1 | — | 1 | 1 | 2 | 53 | — | — | — | 1 |
| 4 | — | — | — | — | — | 4 | — | — | — | — |
| 648 | 5 | — | 11 | — | — | 632 | — | — | — | — |
| 38 | 2 | — | 1 | — | — | 35 | — | — | — | — |
| 58 | — | — | 3 | — | — | 55 | — | — | — | — |
| 11 | — | — | — | — | — | 11 | — | — | — | — |
| 21,563 | 89 | — | 31 | — | 2 | 21,441 | — | — | — | — |
| 11,773 | 79 | — | 54 | — | — | 11,640 | — | — | — | — |
| 251 | — | — | 26 | — | 85 | 96 | 26 | 10 | 7 | 1 |
| 2 | — | — | — | — | 2 | — | — | — | — | — |
| 5,423 | 23 | 1 | 469 | 13 | 254 | 3,834 | 449 | 263 | 47 | 70 |
| 743 | 9 | — | 150 | — | 93 | 442 | 31 | 9 | 4 | 5 |
| 595 | 29 | — | 84 | — | — | 384 | 20 | 60 | — | 18 |
| 98 | 7 | — | 10 | — | — | 74 | — | 5 | — | 2 |
| 13,180 | 144 | 991 | 547 | 17 | 159 | 10,783 | 262 | 207 | 30 | 40 |
| 1,263 | 23 | 154 | 128 | 3 | 39 | 892 | 14 | 8 | 1 | 1 |
| 295,440 | 3,142 | 2,159 | 7,699 | 121 | 1,593 | 275,081 | 2,322 | 2,347 | 192 | 784 |
| 37,451 | 734 | 452 | 2,403 | 17 | 744 | 32,247 | 390 | 241 | 19 | 204 |

TABLE I(e): PERSONS AGED 21 AND OVER
By Offence, Sex

| Offence (1) | Total number proceeded against (2) | Proceedings discontinued (3) | Discharged under s. 7 Magistrates' Courts Act 1952 (4) | Committed for trial | | Charge withdrawn or dismissed (7) | Hospital or guardianship order (No finding of guilt) (8) | |
|---|---------------------------------------|---------------------------------|---|---------------------|----------------|--------------------------------------|--|----|
| | | | | In custody (5) | On bail (6) | | | |
| <i>Motoring offences:</i> | | | | | | | | |
| Reckless or dangerous driving | | | | | | | | |
| | M | 5,889 | 146 | — | 43 | 404 | 309 | — |
| | F | 193 | 2 | — | 1 | 6 | 10 | — |
| Driving while unfit through drink or drugs | | | | | | | | |
| | M | 48,647 | 445 | 7 | 80 | 2,326 | 583 | — |
| | F | 1,241 | 16 | — | — | 48 | 17 | — |
| In charge of a motor vehicle while unfit through drink or drugs | | | | | | | | |
| | M | 2,370 | 61 | 1 | — | 62 | 222 | — |
| | F | 91 | 3 | — | — | 2 | 7 | — |
| Driving while disqualified | | | | | | | | |
| | M | 7,910 | 95 | — | 206 | 705 | 180 | — |
| | F | 167 | 2 | — | — | 12 | 11 | — |
| Other motoring offence | | | | | | | | |
| | M | 931,915 | 10,408 | 3 | 27 | 155 | 26,644 | 1 |
| | F | 80,722 | 546 | — | — | 5 | 2,183 | — |
| Total motoring offences | | | | | | | | |
| | M | 996,731 | 11,155 | 13 | 356 | 3,652 | 27,938 | 1 |
| | F | 82,414 | 569 | — | 1 | 73 | 2,228 | — |
| TOTAL NON-INDICTABLE OFFENCES | | | | | | | | |
| | M | 1,314,499 | 14,847 | 42 | 1,276 | 7,500 | 41,759 | 19 |
| | F | 122,924 | 955 | 4 | 47 | 476 | 4,445 | 3 |

PROCEEDED AGAINST AT MAGISTRATES' COURTS
and Result (continued)

Number of persons

| Persons dealt with summarily | | | | | | | | | | |
|------------------------------|----------------------------|----------------------|-------------------------------|--|-------------------------|--------------|----------------------------|----------------------------------|---|------------------------------|
| Found guilty | | | | | | | | | | |
| Total found guilty (9) | Absolute discharge (10) | Recognizance (11) | Conditional discharge (12) | Hospital order under s. 60 Mental Health Act 1959 (13) | Probation order (14) | Fine (15) | Suspended sentence (16) | Imprisonment (immediate) (17) | Committed for sentence under s. 29, Magistrates' Courts Act 1952. (18) | Otherwise dealt with (19) |
| 4,987 | 5 | — | 3 | 1 | 3 | 4,809 | 66 | 63 | 21 | 16 |
| 174 | — | — | — | — | — | 173 | 1 | — | — | — |
| 45,206 | 12 | — | 32 | — | 63 | 44,190 | 392 | 374 | 74 | 69 |
| 1,160 | — | — | 6 | — | 6 | 1,142 | 3 | — | 2 | 1 |
| 2,024 | 23 | — | 11 | — | 4 | 1,965 | 9 | 4 | 7 | 1 |
| 79 | 1 | — | 1 | — | — | 77 | — | — | — | — |
| 6,722 | 49 | — | 76 | 2 | 119 | 3,661 | 1,408 | 964 | 208 | 235 |
| 142 | 2 | — | 7 | — | 5 | 106 | 17 | 2 | 2 | 1 |
| 894,677 | 5,952 | 3 | 1,482 | 5 | 212 | 886,221 | 147 | 132 | 63 | 460 |
| 77,988 | 547 | — | 137 | — | 18 | 77,278 | 2 | 1 | — | 5 |
| 953,616 | 6,041 | 3 | 1,604 | 8 | 401 | 940,846 | 2,022 | 1,537 | 373 | 781 |
| 79,543 | 550 | — | 151 | — | 29 | 78,776 | 23 | 3 | 4 | 7 |
| 1,249,056 | 9,183 | 2,162 | 9,303 | 129 | 1,994 | 1,215,927 | 4,344 | 3,884 | 565 | 1,565 |
| 114,994 | 1,284 | 452 | 2,554 | 17 | 773 | 111,023 | 413 | 244 | 23 | 211 |

Magistrates' Courts—Age 21 and over

TABLE I(e)(i) PROCEEDINGS DISCONTINUED AT MAGISTRATES' COURTS

| Reason | Number of persons | |
|--|-------------------|--------------|
| | Males | Females |
| Suicide | 10 | — |
| Died otherwise | 320 | 50 |
| Persons handed over to be dealt with by the Military authorities | 322 | 1 |
| Proceedings adjourned sine die | 14,745 | 1,100 |
| Total | 15,397 | 1,151 |

TABLE I(e)(ii) PERSONS OTHERWISE DEALT WITH AT MAGISTRATES' COURTS: BY OFFENCE GROUP AND RESULT

| Sentence | Number of persons | | | | | | | | | | |
|--|-----------------------------|-----------------|------------|----------|---------------------------------|-------------------|-----------------|---------------------------|-----------------------------|--------------------|--|
| | Violence against the person | Sexual offences | Burglary | Robbery | Theft and handling stolen goods | Fraud and forgery | Criminal damage | Other indictable offences | All non-indictable offences | Total all offences | |
| MALES | | | | | | | | | | | |
| Adjudged to be incorrigible rogues and committed to prison to await sentence at the Crown Court | — | — | — | — | — | — | — | — | 15 | 15 | |
| Ordered to pay costs | — | — | — | — | 1 | — | — | — | 5 | 6 | |
| Returned to borstal | — | — | — | — | — | — | — | — | — | — | |
| Committed to the Crown Court in custody under s.67 Mental Health Act 1959 for restriction order | 1 | — | 6 | — | 13 | 2 | — | — | 2 | 24 | |
| Committed to the Crown Court in hospital under ss.67 and 68 Mental Health Act 1959 for restriction order | 3 | 2 | — | — | 2 | — | 3 | — | 9 | 19 | |
| Guardianship order under s.60 Mental Health Act 1959 | — | — | — | — | — | — | 1 | — | 1 | 2 | |
| Committed to the Crown Court for sentence under s.56 Criminal Justice Act 1967 | — | — | — | — | 2 | — | 1 | — | — | 3 | |
| Police cells | 6 | 2 | 51 | — | 6 | — | 3 | — | 811 | 820 | |
| Community service order | 58 | 3 | 176 | — | 160 | 22 | 25 | — | 400 | 668 | |
| No penalty | 2 | — | — | — | 401 | 63 | 37 | — | 235 | 982 | |
| Not separately dealt with | 1 | — | — | — | 4 | 1 | 1 | — | 25 | 33 | |
| Convicted, sentence postponed | — | — | — | — | — | 2 | — | — | 43 | 49 | |
| Recommendation for deportation, no sentence being imposed | — | — | — | — | — | — | — | — | 2 | 2 | |
| Other | — | — | 2 | — | 2 | — | — | — | 13 | 17 | |
| Total | 71 | 7 | 235 | — | 597 | 92 | 74 | 11 | 1,565 | 2,652 | |
| FEMALES | | | | | | | | | | | |
| Adjudged to be incorrigible rogues and committed to prison to await sentence at the Crown Court | — | — | — | — | — | — | — | — | — | — | |
| Ordered to pay costs | — | — | — | — | — | — | — | — | — | — | |
| Returned to borstal | — | — | — | — | 4 | — | — | — | 3 | 3 | |
| Committed to the Crown Court in custody under s.67 Mental Health Act 1959 for restriction order | — | — | — | — | — | — | — | — | — | — | |
| Committed to the Crown Court in hospital under ss.67 and 68 Mental Health Act 1959 for restriction order | — | — | — | — | 1 | — | — | — | — | 1 | |
| Guardianship order under s.60 Mental Health Act 1959 | — | — | — | — | — | — | — | — | — | — | |
| Committed to the Crown Court for sentence under s.56 Criminal Justice Act 1967 | — | — | — | — | — | — | — | — | — | — | |
| Police cells | 1 | — | — | — | 13 | — | — | — | 22 | 22 | |
| Community service order | 2 | — | — | — | 41 | 11 | — | — | 165 | 181 | |
| No penalty | — | — | — | — | — | — | — | — | 13 | 67 | |
| Not separately dealt with | — | — | — | — | — | — | 1 | — | 2 | 3 | |
| Convicted, sentence postponed | — | — | — | — | — | — | — | — | 5 | 5 | |
| Recommendation for deportation, no sentence being imposed | — | — | — | — | — | — | — | — | — | — | |
| Other | — | — | — | — | — | — | — | — | 1 | 1 | |
| Total | 3 | — | 2 | — | 59 | 11 | 1 | — | 211 | 287 | |

Magistrates' Courts—Age 21 and over

I(e)(iii) SUSPENDED SENTENCE

| Period of sentence | Number of persons | | | |
|----------------------------------|----------------------|------------|---|--------------|
| | Suspended for 1 year | | Suspended over 1 year and up to 2 years | |
| | Males | Females | Males | Females |
| 14 days and under | 18 | 2 | 8 | 4 |
| Over 14 days and up to 1 month | 293 | 55 | 268 | 52 |
| Over 1 month and up to 2 months | 133 | 30 | 347 | 65 |
| Over 2 months and up to 3 months | 1,474 | 209 | 5,208 | 593 |
| Over 3 months and up to 6 months | 716 | 38 | 8,035 | 557 |
| Over 6 months | 6 | — | 68 | 5 |
| Total | 2,640 | 334 | 13,934 | 1,276 |

TABLE I(e)(iv) PERSONS PROCEEDED AGAINST FOR OTHER NON-INDICTABLE OFFENCES (EXCLUDING MOTORING)

| Offences against | Total number proceeded against | Committed for trial | Total found guilty |
|---|--------------------------------|---------------------|--------------------|
| Public Order Act, 1936 | 9,143 | 401 | 7,319 |
| Litter Acts, 1958 and 1971 | 1,377 | 1 | 1,320 |
| Trade Descriptions Act, 1968 | 1,296 | 26 | 1,074 |
| Public Libraries and Museums Act, 1964 | 937 | — | 571 |
| Civic Amenities Act, 1967 | 632 | — | 600 |
| Post Office Act, 1969 | 487 | 5 | 391 |
| Companies Acts, 1948 and 1967 | 452 | 17 | 425 |
| Obscene Publications Acts, 1959 and 1964 | 222 | 69 | 144 |
| Bankruptcy Act, 1914 and Bankruptcy (Amendment) Act, 1926 | 215 | 84 | 126 |
| Post Office Act, 1953 | 211 | 14 | 177 |
| Magistrates' Courts Act, 1952 | 190 | — | 147 |
| Pharmacy and Poisons Act, 1933 and Poisons Act, 1972 | 26 | 3 | 21 |
| Other | 2,760 | 256 | 2,128 |
| Total | 17,948 | 876 | 14,443 |

TABLE I(e)(v) PERSONS RECEIVING SENTENCES OR ORDERS INTRODUCED BY THE CRIMINAL JUSTICE ACT 1972

| Sex and type of offence | Sentence or order | | |
|----------------------------------|--|---|-------------------------|
| | Probation with Day Training Centre order | Suspended sentence with supervision order | Community Service Order |
| MALES | | | |
| Violence against the person | — | — | 58 |
| Sexual offences | 1 | — | 3 |
| Burglary | 8 | — | 176 |
| Robbery | — | — | — |
| Theft and handling stolen goods | 18 | 2 | 401 |
| Fraud and forgery | 4 | — | 63 |
| Criminal damage | 1 | — | 37 |
| Other indictable offences | 1 | — | 9 |
| Total indictable offences | 33 | 2 | 747 |
| Non-indictable offences | 10 | 5 | 235 |
| FEMALES | | | |
| Violence against the person | — | — | 2 |
| Sexual offences | — | — | — |
| Burglary | — | — | — |
| Robbery | — | — | — |
| Theft and handling stolen goods | 3 | — | 41 |
| Fraud and forgery | 1 | — | 11 |
| Criminal damage | — | — | — |
| Other indictable offences | — | — | — |
| Total indictable offences | 4 | — | 54 |
| Non-indictable offences | — | — | 13 |

TABLE II(a): PERSONS TRIED
By Offence, Sex

| Offence (1) | Total number for trial (2) | Not tried | | Tried | | | Total for sentence after conviction at magistrates' courts (8) | Total for sentence (9) | Absolute discharge (10) |
|--|-------------------------------|-----------------------|-----------------------|------------------|---|---------------------------|---|---------------------------|----------------------------|
| | | No prosecution (3) | Unfit to plead (4) | Acquitted (5) | Not guilty by reason of insanity (6) | Total found guilty (7) | | | |
| INDICTABLE OFFENCES | | | | | | | | | |
| VIOLENCE AGAINST THE PERSON | | | | | | | | | |
| 1 Murder M | 137 | 2 | 1 | 30 | 2 | 102 | — | 102 | — |
| F | 8 | — | 3 | — | — | 5 | — | 5 | — |
| 2 Attempted murder . . M | 61 | 1 | — | 18 | — | 42 | — | 42 | — |
| F | 6 | — | — | 2 | — | 4 | — | 4 | — |
| 3 Threat or conspiracy to murder M | 39 | 1 | — | 4 | — | 34 | — | 34 | — |
| F | 7 | — | — | 1 | — | 6 | 1 | 7 | — |
| 4 Manslaughter: Manslaughter under s. 2 M | 49 | — | — | — | — | 49 | — | 49 | — |
| Homicide Act 1957 . . . F | 17 | — | — | — | — | 17 | — | 17 | — |
| Other manslaughter . . M | 187 | — | — | 21 | — | 166 | — | 166 | — |
| F | 35 | — | — | 5 | — | 30 | — | 30 | — |
| 4A Infanticide F | 8 | — | — | — | — | 8 | — | 8 | — |
| 4B Child destruction . . M | — | — | — | — | — | — | — | — | — |
| F | — | — | — | — | — | — | — | — | — |
| 4C Causing death by dangerous driving M | 577 | 1 | — | 104 | — | 472 | 3 | 472 | 3 |
| F | 18 | — | — | 4 | — | 14 | — | 14 | — |
| 5 Wounding or other act endangering life M | 1,334 | 8 | 3 | 327 | 3 | 993 | 18 | 1,011 | 2 |
| F | 113 | 4 | 1 | 23 | — | 85 | 2 | 87 | 2 |
| 6 Endangering railway passenger M | 4 | — | — | — | — | 4 | — | 4 | — |
| F | — | — | — | — | — | — | — | — | — |
| 7 Endangering life at sea . M | 1 | — | — | — | — | 1 | — | 1 | — |
| F | — | — | — | — | — | — | — | — | — |
| 8 Other wounding etc. . . M | 6,152 | 92 | 6 | 1,265 | — | 4,789 | 607 | 5,396 | 9 |
| F | 381 | 17 | 1 | 79 | — | 284 | 31 | 315 | — |
| 9 Assault M | 405 | 3 | 1 | 9 | — | 392 | — | 392 | 1 |
| F | 30 | — | — | — | — | 30 | 1 | 31 | — |
| 10 Intimidation M | — | — | — | — | — | — | — | — | — |
| F | — | — | — | — | — | — | — | — | — |
| 11 Cruelty to a child, etc. . M | 23 | — | — | 2 | — | 21 | 1 | 22 | — |
| F | 19 | — | — | 3 | — | 16 | — | 16 | — |
| 12 Abandoning child aged under two years M | — | — | — | — | — | — | — | — | — |
| F | — | — | — | — | — | — | — | — | — |
| 13 Child stealing M | 8 | — | 1 | 2 | — | 5 | — | 5 | — |
| F | 14 | — | 1 | 1 | 1 | 11 | — | 11 | — |
| 14 Procuring illegal abortion . M | 2 | 1 | — | — | — | 1 | — | 1 | — |
| F | — | — | — | — | — | — | — | — | — |
| 15 Concealment of birth . . M | — | — | — | — | — | — | — | — | — |
| F | — | — | — | — | — | — | — | — | — |
| Sub-total M | 8,979 | 109 | 12 | 1,782 | 5 | 7,071 | 626 | 7,697 | 15 |
| F | 656 | 21 | 6 | 118 | 1 | 510 | 35 | 545 | 2 |

Crown Court—All Ages
AND/OR SENTENCED AT THE CROWN COURT
and Result—England and Wales 1975

Number of persons

| Rec (11) | Sentenced | | | | | | | | | | | | | Otherwise dealt with (24) | |
|-------------|---------------|--------------|--------------|--------------|-------------|--------------|-------------|--------------|---------------|--------------|--------------|-------------|-------|------------------------------|---|
| | Condi (12) | Hosp (13) | Rest (14) | Prob (15) | Sup (16) | Fine (17) | Det (18) | Care (19) | Borst (20) | Retu (21) | Susp (22) | Imp (23) | | | |
| — | — | — | — | — | — | — | — | — | — | — | — | — | — | 96 | 6 |
| — | — | — | — | — | — | — | — | — | — | — | — | — | — | 5 | — |
| 1 | — | 1 | 5 | 4 | — | — | — | — | — | — | — | — | — | 30 | — |
| — | 9 | — | 1 | 8 | — | — | — | — | — | — | — | — | — | 7 | — |
| — | — | 1 | — | 2 | — | — | — | 1 | — | — | — | — | — | — | — |
| — | — | 2 | 15 | 5 | — | — | — | — | — | — | 1 | — | — | 26 | — |
| — | — | 5 | 5 | 3 | — | — | — | — | — | — | — | — | — | 4 | — |
| — | 2 | — | 1 | 5 | — | — | — | — | — | — | — | — | — | 129 | 8 |
| — | 1 | — | 1 | 9 | — | — | — | — | — | — | — | — | — | 10 | — |
| 1 | — | 2 | — | 3 | — | — | — | — | — | — | — | — | — | 1 | — |
| — | — | — | — | — | — | — | — | — | — | — | — | — | — | — | — |
| — | — | — | — | — | — | — | — | — | — | — | — | — | — | — | — |
| — | 2 | — | — | — | — | — | — | — | — | — | — | — | — | 40 | 3 |
| — | — | — | — | — | — | — | — | — | — | — | — | — | — | 54 | — |
| 15 | 6 | 9 | 20 | 35 | 1 | 25 | 29 | — | 128 | 3 | 167 | 561 | 10 | 2 | |
| 1 | 1 | 3 | 1 | 28 | 2 | 1 | — | — | 5 | — | 31 | 10 | 2 | — | |
| — | — | — | — | — | — | — | — | — | — | — | — | — | — | — | — |
| — | — | — | — | — | — | — | — | — | — | — | — | — | — | — | — |
| — | — | — | — | — | — | — | — | — | — | — | — | — | — | — | — |
| 114 | 221 | 31 | 18 | 225 | 10 | 947 | 329 | — | 3 | 508 | 23 | 1,196 | 1,648 | 114 | |
| 22 | 40 | 3 | 4 | 70 | 4 | 43 | — | — | 2 | 18 | — | 65 | 41 | 3 | |
| 26 | 50 | 1 | 1 | 20 | 3 | 153 | 14 | — | 1 | 5 | 1 | 58 | 48 | 10 | |
| 2 | 12 | — | — | 3 | — | 11 | — | — | — | — | — | 3 | — | — | |
| — | — | — | — | — | — | — | — | — | — | — | — | — | — | — | — |
| — | — | — | — | — | — | — | — | — | — | — | — | — | — | — | — |
| 3 | 1 | 1 | — | 2 | — | — | — | — | — | — | — | — | — | 6 | 6 |
| — | — | — | — | — | — | — | — | — | — | — | — | — | — | 5 | 1 |
| — | — | — | — | — | — | — | — | — | — | — | — | — | — | — | — |
| — | — | — | — | — | — | — | — | — | — | — | — | — | — | — | — |
| — | — | — | — | — | — | — | — | — | — | — | — | — | — | — | — |
| — | — | — | — | — | — | — | — | — | — | — | — | — | — | — | — |
| — | — | — | — | — | — | — | — | — | — | — | — | — | — | — | — |
| — | — | — | — | — | — | — | — | — | — | — | — | — | — | — | — |
| — | — | — | — | — | — | — | — | — | — | — | — | — | — | — | — |
| — | — | — | — | — | — | — | — | — | — | — | — | — | — | — | — |
| 159 | 292 | 45 | 61 | 304 | 14 | 1,489 | 375 | 7 | 658 | 27 | 1,492 | 2,608 | 151 | 6 | |
| 26 | 54 | 17 | 14 | 134 | 7 | 68 | — | 4 | 27 | — | 112 | 74 | — | — | |

TABLE II(a): PERSONS TRIED
By Offence, Sex

| Offence | | Total number for trial | Not Tried | | Tried | | | Total for sentence after conviction at magistrates' Courts | Total for sentence | Absolute discharge |
|------------------------|---|------------------------|----------------|----------------|-----------|----------------------------------|--------------------|--|--------------------|--------------------|
| | | | No prosecution | Unfit to plead | Acquitted | Not guilty by reason of insanity | Total found guilty | | | |
| (1) | | (2) | (3) | (4) | (5) | (6) | (7) | (8) | (9) | (10) |
| SEXUAL OFFENCES | | | | | | | | | | |
| 16 | Buggery | M 232 | 1 | — | 16 | — | 215 | 2 | 217 | — |
| | | F 1 | — | — | 1 | — | — | — | — | — |
| 17 | Attempt to commit buggery, etc. | M 269 | 2 | 3 | 50 | — | 214 | 37 | 251 | — |
| | | F 2 | — | — | 1 | — | 1 | — | 1 | — |
| 18 | Indecency between males | M 146 | 1 | — | 34 | — | 111 | 4 | 115 | 1 |
| 19 | Rape | M 409 | 1 | — | 87 | — | 321 | 7 | 328 | — |
| | | F — | — | — | — | — | — | — | — | — |
| 20 | Indecent assault on a female | M 597 | 8 | — | 122 | — | 467 | 53 | 520 | 1 |
| | | F 5 | — | — | 1 | — | 4 | — | 4 | — |
| 21 | Unlawful sexual intercourse with girl under 13 | M 125 | — | — | 7 | — | 118 | — | 118 | — |
| | | F — | — | — | — | — | — | — | — | — |
| 22 | Unlawful sexual intercourse with girl under 16 | M 574 | 2 | — | 36 | — | 536 | 1 | 537 | 1 |
| | | F 3 | — | — | — | — | 3 | — | 3 | — |
| 23 | Incest | M 180 | 1 | — | 7 | — | 172 | — | 172 | — |
| | | F 11 | 1 | — | 1 | — | 9 | — | 9 | — |
| 24 | Procuration | M 99 | 1 | — | 9 | — | 89 | 1 | 90 | — |
| | | F 12 | 1 | — | 5 | — | 6 | — | 6 | — |
| 25 | Abduction | M 33 | — | — | 2 | — | 31 | — | 31 | — |
| | | F 1 | — | — | — | — | 1 | — | 1 | — |
| 26 | Bigamy | M 18 | — | — | — | — | 18 | 1 | 19 | — |
| | | F — | — | — | — | — | — | — | — | — |
| 74 | Gross indecency with child | M 60 | 1 | — | 10 | — | 49 | 3 | 52 | 1 |
| | | F 3 | — | — | — | — | 3 | — | 3 | — |
| | Sub-total | M 2,742 | 18 | 3 | 380 | — | 2,341 | 109 | 2,450 | 4 |
| | | F 38 | 2 | — | 9 | — | 27 | — | 27 | — |
| BURGLARY | | | | | | | | | | |
| 28 | Burglary in a dwelling | M 8,329 | 41 | — | 370 | — | 7,918 | 1,362 | 9,280 | 13 |
| | | F 349 | 2 | — | 27 | — | 320 | 40 | 360 | 2 |
| 29 | Aggravated burglary in a dwelling | M 127 | — | — | 10 | — | 117 | 5 | 122 | 2 |
| | | F 1 | — | — | 1 | — | — | — | — | — |
| 30 | Burglary in a building other than a dwelling | M 6,410 | 34 | 1 | 419 | — | 5,956 | 2,771 | 8,727 | 7 |
| | | F 169 | 1 | — | 30 | — | 138 | 37 | 175 | 2 |
| 31 | Aggravated burglary in a building other than a dwelling | M 57 | — | — | — | — | 57 | 2 | 59 | — |
| | | F — | — | — | — | — | — | — | — | — |
| 33 | Going equipped for stealing, etc. | M 229 | 3 | — | 57 | — | 169 | 105 | 274 | — |
| | | F 7 | — | — | 2 | — | 5 | 2 | 7 | — |
| | Sub-total | M 15,152 | 78 | 1 | 856 | — | 14,217 | 4,245 | 18,462 | 22 |
| | | F 526 | 3 | — | 60 | — | 463 | 79 | 542 | 4 |

AND/OR SENTENCED AT THE CROWN COURT
and Result (continued)

Number of persons

| Recognizance | Sentenced | | | | | | | | | | | | | |
|--------------|-----------------------|---|--|-----------------|-------------------|-------|------------------------|------------|------------------|---------------------|--------------------|--------------------------|----------------------|--|
| | Conditional discharge | Hospital order under s. 60 Mental Health Act 1959 | Restriction order under s. 65 Mental Health Act 1959 | Probation order | Supervision order | Fine | Detention centre order | Care order | Borstal training | Returned to borstal | Suspended sentence | Imprisonment (immediate) | Otherwise dealt with | |
| (11) | (12) | (13) | (14) | (15) | (16) | (17) | (18) | (19) | (20) | (21) | (22) | (23) | (24) | |
| 1 | 6 | 3 | 5 | 18 | 1 | 17 | 2 | 1 | 1 | — | 37 | 125 | — | |
| 2 | 7 | 8 | 4 | 39 | — | 17 | 3 | — | 4 | 1 | 43 | 122 | 1 | |
| 1 | 13 | — | — | 18 | — | 36 | — | — | 1 | — | 26 | 19 | — | |
| — | 4 | 1 | 4 | 3 | — | 3 | 12 | 1 | 39 | — | 19 | 241 | 1 | |
| 2 | 18 | 5 | 8 | 52 | — | 60 | 12 | 1 | 28 | 1 | 93 | 232 | 7 | |
| — | 10 | — | 1 | 2 | — | — | — | 1 | — | — | 1 | — | — | |
| — | 85 | — | — | 68 | — | 163 | 10 | — | 10 | — | 26 | 48 | 2 | |
| — | 1 | — | — | 1 | — | — | — | — | — | — | 102 | 84 | 13 | |
| — | 2 | 1 | — | 22 | — | — | — | 1 | 5 | — | 1 | — | — | |
| — | 1 | — | — | 4 | — | — | — | — | — | — | 21 | 119 | 1 | |
| — | 1 | — | — | 2 | — | — | — | — | — | — | 3 | 1 | — | |
| — | — | — | — | 3 | — | 5 | — | — | — | — | 12 | 67 | — | |
| — | 1 | — | — | 4 | — | 1 | — | — | — | — | 1 | 14 | 1 | |
| — | 3 | — | — | 1 | — | 2 | — | — | — | — | 10 | 1 | — | |
| — | 3 | — | — | 14 | — | — | — | — | — | — | 6 | 7 | — | |
| — | — | 1 | — | 2 | — | 3 | — | — | — | — | 7 | 22 | 1 | |
| 6 | 153 | 19 | 22 | 254 | 2 | 314 | 42 | 4 | 98 | 3 | 402 | 1,100 | 27 | |
| — | 3 | — | — | 12 | — | — | — | 1 | — | — | 6 | 5 | — | |
| 15 | 316 | 10 | 3 | 1,049 | 115 | 510 | 679 | 58 | 1,919 | 142 | 1,261 | 3,001 | 189 | |
| 2 | 30 | 1 | — | 157 | 11 | 14 | — | 4 | 55 | 2 | 38 | 40 | 4 | |
| — | 2 | 2 | — | 3 | — | 1 | — | 2 | 21 | — | 12 | 68 | — | |
| 6 | 230 | 9 | 6 | 810 | 61 | 495 | 583 | 38 | 1,800 | 133 | 1,379 | 2,996 | 174 | |
| — | 12 | — | — | 57 | 5 | 6 | — | 1 | 32 | — | 27 | 25 | 8 | |
| — | — | — | — | 6 | — | 1 | — | — | 13 | — | 5 | 27 | 2 | |
| — | — | — | — | — | — | — | — | — | — | — | — | — | — | |
| 1 | 19 | 1 | — | 20 | 2 | 22 | 15 | — | 45 | — | 54 | 92 | 3 | |
| — | 2 | — | — | — | — | 2 | — | — | — | — | 1 | 2 | — | |
| 22 | 567 | 22 | 9 | 1,888 | 178 | 1,029 | 1,290 | 98 | 3,798 | 276 | 2,711 | 6,184 | 368 | |
| 2 | 44 | 1 | — | 214 | 16 | 22 | — | 5 | 87 | 2 | 66 | 67 | 12 | |

TABLE II(a): PERSONS TRIED
By Offence, Sex

| Offence | | Total number for trial | Not tried | | Tried | | | Total for sentence after conviction at magistrates' courts | Total for sentence | Absolute discharge | |
|--|--|------------------------|----------------|----------------|-----------|----------------------------------|--------------------|--|--------------------|--------------------|----|
| | | | No prosecution | Unfit to plead | Acquitted | Not guilty by reason of insanity | Total found guilty | | | | |
| (1) | | (2) | (3) | (4) | (5) | (6) | (7) | (8) | (9) | (10) | |
| ROBBERY | | | | | | | | | | | |
| 34 | Robbery | M | 2,624 | 8 | 1 | 274 | — | 2,341 | 76 | 2,417 | 2 |
| | | F | 150 | 1 | — | 17 | — | 132 | 5 | 137 | — |
| | Sub-total | M | 2,624 | 8 | 1 | 274 | — | 2,341 | 76 | 2,417 | 2 |
| | | F | 150 | 1 | — | 17 | — | 132 | 5 | 137 | — |
| THEFT AND HANDLING STOLEN GOODS | | | | | | | | | | | |
| 39 | Theft from the person of another | M | 250 | 2 | — | 49 | — | 199 | 116 | 315 | — |
| | | F | 34 | — | — | 5 | — | 29 | 14 | 43 | — |
| 40 | Theft in a dwelling other than from automatic machine or meter | M | 267 | 5 | — | 47 | — | 215 | 138 | 353 | — |
| | | F | 51 | 1 | — | 14 | — | 36 | 24 | 60 | — |
| 41 | Theft by an employee | M | 1,622 | 5 | — | 360 | — | 1,257 | 154 | 1,411 | 5 |
| | | F | 208 | — | — | 68 | — | 140 | 22 | 162 | 1 |
| 42 | Theft or unauthorised taking from mail | M | 43 | — | — | 2 | — | 41 | 10 | 51 | — |
| | | F | 4 | — | — | 1 | — | 3 | 1 | 4 | — |
| 44 | Theft of pedal cycle | M | 21 | — | — | 3 | — | 16 | 20 | 36 | — |
| | | F | 2 | 1 | — | — | — | 1 | 1 | 2 | — |
| 45 | Theft from vehicle | M | 672 | 4 | — | 82 | — | 586 | 463 | 1,049 | 2 |
| | | F | 19 | — | — | 4 | — | 15 | 2 | 17 | — |
| 46 | Shoplifting | M | 1,313 | 14 | 1 | 354 | — | 944 | 551 | 1,495 | 3 |
| | | F | 1,106 | 17 | — | 388 | — | 701 | 190 | 891 | 4 |
| 47 | Theft from automatic machine or meter | M | 95 | 1 | — | 15 | — | 79 | 113 | 192 | — |
| | | F | 16 | — | — | 7 | — | 9 | 4 | 13 | 1 |
| 48 | Theft or unauthorised taking of motor vehicle | M | 2,648 | 17 | — | 423 | — | 2,208 | 2,534 | 4,742 | 13 |
| | | F | 89 | — | — | 23 | — | 66 | 22 | 88 | 1 |
| 49 | Other theft or unauthorised taking | M | 4,424 | 28 | 2 | 1,116 | — | 3,278 | 1,491 | 4,769 | 13 |
| | | F | 419 | 6 | 1 | 152 | — | 260 | 97 | 357 | 2 |
| 54 | Handling stolen goods | M | 4,568 | 25 | — | 907 | — | 3,636 | 422 | 4,058 | 12 |
| | | F | 560 | 2 | — | 150 | — | 408 | 34 | 442 | 6 |
| | Sub-total | M | 15,923 | 101 | 3 | 3,358 | — | 12,461 | 6,012 | 18,473 | 48 |
| | | F | 2,508 | 27 | 1 | 812 | — | 1,668 | 410 | 2,078 | 15 |
| FRAUD AND FORGERY | | | | | | | | | | | |
| 51 | Fraud by company director, etc. | M | 21 | — | — | 4 | — | 17 | — | 17 | 1 |
| | | F | 3 | — | — | 2 | — | 1 | — | 1 | — |
| 52 | False accounting | M | 165 | 1 | — | 38 | — | 126 | 5 | 131 | — |
| | | F | 24 | — | — | 3 | — | 21 | — | 21 | 1 |

AND/OR SENTENCED AT THE CROWN COURT
and Result (continued)

Number of persons

| Sentenced | Sentenced | | | | | | | | | | | | | |
|-----------|--------------|-----------------------|--|---|-----------------|-------------------|------|------------------------|------------|------------------|---------------------|--------------------|--------------------------|----------------------|
| | Recognizance | Conditional discharge | Hospital order under s.60 Mental Health Act 1959 | Restriction order under s.65 Mental Health Act 1959 | Probation order | Supervision order | Fine | Detention centre order | Care order | Borstal training | Returned to borstal | Suspended sentence | Imprisonment (immediate) | Otherwise dealt with |
| (11) | (12) | (13) | (14) | (15) | (16) | (17) | (18) | (19) | (20) | (21) | (22) | (23) | (24) | |
| 3 | 17 | 3 | 1 | 73 | 15 | 42 | 168 | 8 | 539 | 8 | 175 | 1,341 | 22 | |
| — | 4 | 1 | — | 26 | 2 | — | — | 4 | 41 | — | 21 | 37 | 1 | |
| 3 | 17 | 3 | 1 | 73 | 15 | 42 | 168 | 8 | 539 | 8 | 175 | 1,341 | 22 | |
| — | 4 | 1 | — | 26 | 2 | — | — | 4 | 41 | — | 21 | 37 | 1 | |
| 1 | 9 | — | — | 23 | 3 | 25 | 24 | 1 | 73 | 4 | 46 | 103 | 3 | |
| 1 | 2 | — | — | 8 | 1 | 4 | — | — | 16 | — | 7 | 4 | — | |
| 1 | 17 | 2 | 1 | 42 | — | 31 | 12 | — | 55 | 3 | 70 | 112 | 7 | |
| — | 7 | — | — | 21 | — | 7 | — | — | 9 | — | 7 | 9 | — | |
| — | 62 | — | — | 56 | — | 221 | 13 | — | 36 | 1 | 473 | 521 | 23 | |
| — | 13 | 1 | — | 32 | 1 | 32 | — | — | 3 | 1 | 50 | 25 | 3 | |
| 1 | 1 | 1 | — | 1 | — | 1 | 2 | — | 2 | — | 15 | 27 | — | |
| — | — | — | — | — | — | 1 | — | — | 1 | — | 1 | 1 | — | |
| — | 4 | — | — | 5 | — | 4 | 5 | — | 6 | — | 5 | 6 | 3 | |
| — | 1 | — | — | — | — | — | — | — | — | — | — | — | — | |
| — | 31 | 3 | 1 | 106 | 7 | 124 | 74 | 5 | 215 | 24 | 147 | 290 | 20 | |
| — | 1 | — | — | 8 | — | 3 | — | — | 1 | — | 1 | 1 | 2 | |
| 6 | 89 | 10 | — | 164 | 4 | 274 | 43 | 2 | 133 | 11 | 232 | 504 | 20 | |
| 5 | 124 | 3 | — | 171 | 9 | 262 | — | 5 | 60 | 1 | 144 | 92 | 11 | |
| — | 12 | 2 | — | 27 | — | 26 | 4 | 1 | 36 | — | 30 | 49 | 5 | |
| — | 1 | — | — | 5 | — | 1 | — | — | 1 | 1 | 2 | 1 | — | |
| 5 | 164 | 4 | — | 411 | 35 | 601 | 325 | 11 | 1,028 | 72 | 565 | 1,396 | 112 | |
| 1 | 16 | — | — | 28 | 2 | 15 | — | 2 | 6 | — | 8 | 8 | 1 | |
| 8 | 243 | 5 | 1 | 369 | 12 | 766 | 161 | 5 | 539 | 25 | 972 | 1,562 | 88 | |
| — | 56 | 2 | 1 | 66 | 3 | 52 | — | 1 | 39 | 2 | 71 | 54 | 8 | |
| 6 | 209 | 1 | — | 226 | 8 | 1,060 | 61 | 5 | 200 | 9 | 1,037 | 1,168 | 56 | |
| — | 111 | 1 | — | 116 | 5 | 63 | — | — | 24 | — | 78 | 34 | 4 | |
| 28 | 841 | 28 | 3 | 1,430 | 69 | 3,133 | 724 | 30 | 2,323 | 149 | 3,592 | 5,738 | 337 | |
| 7 | 332 | 7 | 1 | 455 | 21 | 440 | — | 8 | 160 | 5 | 369 | 229 | 29 | |
| — | — | — | — | — | — | 2 | — | — | — | — | 11 | 3 | — | |
| — | — | — | — | — | — | — | — | — | — | — | 1 | — | — | |
| — | 5 | — | — | 1 | — | 37 | — | — | — | — | 60 | 28 | — | |
| — | 4 | — | — | 3 | — | 5 | — | — | — | — | 6 | 2 | — | |

TABLE II(a): PERSONS TRIED
By Offence, Sex

| Offence (1) | Total number for trial (2) | Not tried | | Tried | | | Total for sentence after conviction at magistrates' courts (8) | Total for sentence (9) | Absolute discharge (10) | |
|--|-------------------------------|-----------------------|-----------------------|------------------|---|---------------------------|---|---------------------------|----------------------------|----|
| | | No prosecution (3) | Unfit to plead (4) | Acquitted (5) | Not guilty by reason of insanity (6) | Total found guilty (7) | | | | |
| 53 Other fraud | M | 2,152 | 17 | — | 376 | 1 | 1,758 | 422 | 2,180 | 3 |
| | F | 300 | 4 | — | 65 | — | 231 | 48 | 279 | 1 |
| 55 Bankruptcy offence | M | 45 | — | — | 3 | — | 42 | 1 | 43 | — |
| | F | 2 | — | — | 1 | — | 1 | — | 1 | — |
| 60 Forgery and uttering drug prescription | M | 24 | — | — | 1 | — | 23 | 18 | 41 | — |
| | F | 7 | — | — | 1 | — | 6 | 2 | 8 | — |
| 61 Other forgery and uttering | M | 967 | 7 | — | 84 | — | 876 | 155 | 1,031 | 2 |
| | F | 166 | 2 | — | 6 | — | 158 | 33 | 191 | 1 |
| Sub-total | M | 3,374 | 25 | — | 506 | 1 | 2,842 | 601 | 3,443 | 6 |
| | F | 502 | 6 | — | 78 | — | 418 | 83 | 501 | 3 |
| CRIMINAL DAMAGE | | | | | | | | | | |
| 56 Arson | M | 604 | 2 | 2 | 42 | 1 | 557 | 51 | 608 | 1 |
| | F | 70 | — | — | 3 | — | 67 | 7 | 74 | 1 |
| 57 Criminal damage endangering life | M | 22 | — | — | 1 | — | 21 | — | 21 | — |
| | F | 2 | — | — | — | — | 2 | — | 2 | — |
| 58 Other criminal damage | M | 1,357 | 24 | 1 | 293 | — | 1,039 | 456 | 1,495 | 13 |
| | F | 87 | 4 | — | 16 | — | 67 | 31 | 98 | 2 |
| 59 Threat, etc., to commit criminal damage | M | 55 | 1 | — | 9 | — | 45 | 11 | 56 | — |
| | F | 8 | — | — | 2 | — | 6 | 3 | 9 | — |
| Sub-total | M | 2,038 | 27 | 3 | 345 | 1 | 1,662 | 518 | 2,180 | 14 |
| | F | 167 | 4 | — | 21 | — | 142 | 41 | 183 | 3 |
| OTHER INDICTABLE OFFENCES | | | | | | | | | | |
| 35 Blackmail | M | 192 | 1 | — | 36 | — | 155 | 11 | 166 | — |
| | F | 14 | — | — | 3 | — | 11 | — | 11 | — |
| 62 High treason | M | — | — | — | — | — | — | — | — | — |
| | F | — | — | — | — | — | — | — | — | — |
| 63 Treason felony | M | — | — | — | — | — | — | — | — | — |
| | F | — | — | — | — | — | — | — | — | — |

AND/OR SENTENCED AT THE CROWN COURT
and Result (continued)

Number of persons

| Recognizance (11) | Sentenced | | | | | | | | | | | | | |
|---------------------------|-------------------------------|---|--|-------------------------|---------------------------|--------------|--------------------------------|--------------------|--------------------------|-----------------------------|----------------------------|----------------------------------|------------------------------|--|
| | Conditional discharge (12) | Hospital order under s. 60 Mental Health Act 1959 (13) | Restriction order under s. 65 Mental Health Act 1959 (14) | Probation order (15) | Supervision order (16) | Fine (17) | Detention centre order (18) | Care order (19) | Borstal training (20) | Returned to borstal (21) | Suspended sentence (22) | Imprisonment (immediate) (23) | Otherwise dealt with (24) | |
| 4 | 80 | 8 | — | 110 | — | 286 | 16 | 1 | 64 | 4 | 657 | 919 | 28 | |
| 1 | 28 | 2 | — | 63 | — | 37 | — | — | 9 | 1 | 93 | 41 | 3 | |
| — | 6 | — | — | — | — | 5 | — | — | — | — | 23 | 9 | — | |
| — | 2 | — | — | 6 | — | — | — | — | 2 | — | 8 | 23 | — | |
| — | 2 | — | — | 2 | — | — | — | — | 2 | — | 1 | 1 | — | |
| — | 38 | 3 | — | 71 | 3 | 86 | 15 | — | 59 | 4 | 267 | 467 | 16 | |
| — | 24 | — | — | 38 | — | 13 | — | — | 12 | — | 57 | 45 | 1 | |
| 4 | 131 | 11 | — | 188 | 3 | 416 | 31 | 1 | 125 | 8 | 1,026 | 1,449 | 44 | |
| 1 | 58 | 2 | — | 106 | — | 55 | — | — | 23 | 1 | 158 | 90 | 4 | |
| CRIMINAL DAMAGE | | | | | | | | | | | | | | |
| — | 10 | 18 | 23 | 74 | 1 | 15 | 22 | 5 | 109 | 2 | 72 | 243 | 13 | |
| — | 3 | 4 | 8 | 25 | — | — | — | — | 10 | — | 9 | 12 | 2 | |
| — | 1 | — | — | 2 | 1 | 8 | 1 | — | 2 | — | 2 | 3 | 1 | |
| — | — | — | — | 1 | — | — | — | — | — | — | — | 1 | — | |
| 25 | 137 | 15 | 7 | 131 | 10 | 367 | 98 | 2 | 177 | 10 | 175 | 284 | 44 | |
| 3 | 17 | 4 | 1 | 23 | — | 15 | — | — | 12 | 1 | 7 | 11 | 2 | |
| 3 | 2 | 2 | — | 4 | — | 6 | 1 | — | 1 | — | 9 | 28 | — | |
| — | — | — | — | 2 | — | — | — | — | 2 | — | 1 | 4 | — | |
| 28 | 150 | 35 | 30 | 211 | 12 | 396 | 122 | 7 | 289 | 12 | 258 | 558 | 58 | |
| 3 | 20 | 8 | 9 | 51 | — | 15 | — | — | 24 | 1 | 17 | 28 | 4 | |
| OTHER INDICTABLE OFFENCES | | | | | | | | | | | | | | |
| 1 | 7 | 2 | — | 10 | 1 | 7 | 10 | — | 18 | — | 23 | 83 | 4 | |
| — | 1 | — | — | 1 | — | 1 | — | — | 3 | — | 2 | 3 | — | |
| — | — | — | — | — | — | — | — | — | — | — | — | — | — | |
| — | — | — | — | — | — | — | — | — | — | — | — | — | — | |

TABLE II(a): PERSONS TRIED
By Offence, Sex

| Offence | | Total number for trial | Not tried | | Tried | | | Total for sentence after conviction at magistrates' courts | Total for sentence | Absolute discharge |
|---------------------------|---|------------------------|----------------|----------------|-----------|----------------------------------|--------------------|--|--------------------|--------------------|
| | | | No prosecution | Unfit to plead | Acquitted | Not guilty by reason of insanity | Total found guilty | | | |
| (1) | | (2) | (3) | (4) | (5) | (6) | (7) | (8) | (9) | (10) |
| 64 | Riot | M 31 | — | — | 4 | — | 27 | — | 27 | — |
| | | F — | — | — | — | — | — | — | — | — |
| 65 | Unlawful assembly | M 28 | — | — | 2 | — | 26 | — | 26 | — |
| | | F — | — | — | — | — | — | — | — | — |
| 66 | Other offence against the State or public order | M 1,334 | 22 | — | 249 | — | 1,063 | 5 | 1,068 | 1 |
| | | F 41 | 2 | — | 6 | — | 33 | — | 33 | — |
| 67 | Perjury | M 105 | 1 | — | 15 | — | 89 | — | 89 | — |
| | | F 14 | — | — | — | — | 14 | — | 14 | — |
| 68 | Libel | M — | — | — | — | — | — | — | — | — |
| | | F — | — | — | — | — | — | — | — | — |
| 70 | Reckless or dangerous driving | M 477 | 7 | — | 131 | — | 339 | 1 | 340 | — |
| | | F 6 | — | — | — | — | 6 | 1 | 7 | — |
| 71 | Driving while unfit through drink or drugs | M 2,410 | 6 | — | 504 | — | 1,900 | 1 | 1,901 | 5 |
| | | F 51 | — | — | 8 | — | 43 | — | 43 | 1 |
| 72 | Other motoring offence | M 502 | 1 | — | 34 | — | 467 | — | 467 | 3 |
| | | F 16 | — | — | 3 | — | 13 | — | 13 | — |
| 75 | Betting or gaming offence | M 4 | — | — | — | — | 4 | — | 4 | 1 |
| | | F — | — | — | — | — | — | — | — | — |
| 76 | Aiding suicide | M 1 | — | — | — | — | 1 | — | 1 | — |
| | | F 1 | — | — | 1 | — | — | — | — | — |
| 77 | Drug offence | M 1,418 | 9 | — | 203 | — | 1,206 | 19 | 1,225 | 5 |
| | | F 258 | — | — | 49 | — | 209 | 4 | 213 | 3 |
| 78 | Immigration offence | M 39 | — | — | 8 | — | 31 | — | 31 | — |
| | | F 2 | — | — | 2 | — | — | — | — | — |
| 99 | Other indictable offence | M 737 | 7 | — | 127 | — | 603 | 24 | 627 | 10 |
| | | F 69 | — | — | 17 | — | 52 | 3 | 55 | 1 |
| | Sub-total | M 7,278 | 54 | — | 1,313 | — | 5,911 | 61 | 5,972 | 25 |
| | | F 472 | 2 | — | 89 | — | 381 | 8 | 389 | 5 |
| TOTAL INDICTABLE OFFENCES | | M 58,110 | 420 | 23 | 8,314 | 7 | 48,846 | 12,248 | 61,094 | 136 |
| | | F 5,019 | 66 | 7 | 1,204 | 1 | 3,741 | 661 | 4,402 | 32 |

AND/OR SENTENCED AT THE CROWN COURT
and Result (continued)

Number of persons

| Offence | Sentenced | | | | | | | | | | | | | |
|---------------------------|--------------|-----------------------|--|---|-----------------|-------------------|-------|------------------------|------------|------------------|---------------------|--------------------|--------------------------|----------------------|
| | Recognizance | Conditional discharge | Hospital order under s.65 Mental Health Act 1959 | Restriction order under s.65 Mental Health Act 1959 | Probation order | Supervision order | Fine | Detention centre order | Care order | Borstal training | Returned to borstal | Suspended sentence | Imprisonment (immediate) | Otherwise dealt with |
| (1) | (2) | (3) | (4) | (5) | (6) | (7) | (8) | (9) | (10) | (11) | (12) | (13) | (14) | (15) |
| 64 | — | — | — | — | — | — | — | 10 | — | — | — | 4 | 11 | — |
| | — | — | — | — | — | — | — | — | — | — | — | — | — | — |
| 65 | 5 | — | — | — | — | — | — | 5 | — | — | — | 6 | 3 | — |
| | — | — | — | — | — | — | — | — | — | — | — | — | — | — |
| 66 | 50 | 41 | 1 | — | 20 | 2 | 322 | 123 | — | 94 | — | 194 | 204 | 16 |
| | 1 | 11 | 1 | — | 3 | — | 4 | — | — | 1 | — | 11 | — | 1 |
| 67 | — | 2 | — | — | — | — | 16 | — | — | 2 | — | 35 | 31 | — |
| | — | 4 | — | — | — | — | — | — | — | — | — | 6 | 2 | — |
| 68 | — | — | — | — | — | — | — | — | — | — | — | — | — | — |
| | — | — | — | — | — | — | — | — | — | — | — | — | — | — |
| 70 | — | — | — | — | — | — | — | — | — | — | — | — | — | — |
| | — | — | — | — | — | — | — | — | — | — | — | — | — | — |
| 71 | — | 7 | — | — | — | — | — | — | — | — | — | — | — | — |
| | — | — | — | — | — | — | — | — | — | — | — | — | — | — |
| 72 | — | 1 | — | — | — | — | — | — | — | — | — | — | — | — |
| | — | — | — | — | — | — | — | — | — | — | — | — | — | — |
| 75 | — | 3 | — | — | — | — | — | — | — | — | — | — | — | — |
| | — | — | — | — | — | — | — | — | — | — | — | — | — | — |
| 76 | — | — | — | — | — | — | — | — | — | — | — | — | — | — |
| | — | — | — | — | — | — | — | — | — | — | — | — | — | — |
| 77 | 4 | 37 | 1 | — | 70 | 1 | 286 | 14 | — | 25 | — | 219 | 546 | 16 |
| | 4 | 29 | — | — | 32 | 1 | 38 | — | 1 | 6 | — | 47 | 52 | — |
| 78 | — | — | — | — | — | — | — | — | — | — | — | — | — | — |
| | — | — | — | — | — | — | — | — | — | — | — | — | — | — |
| 99 | 2 | 50 | — | — | 19 | — | 208 | 4 | — | 7 | — | 144 | 177 | 4 |
| | 2 | 13 | — | — | 9 | 1 | 12 | — | — | — | — | 13 | 4 | — |
| | 63 | 158 | 5 | — | 141 | 4 | 2,899 | 178 | — | 158 | — | 916 | 1,362 | 60 |
| | 7 | 62 | 1 | — | 49 | 2 | 104 | — | 1 | 10 | — | 84 | 62 | 2 |
| TOTAL INDICTABLE OFFENCES | | 313 | 2,309 | 168 | 126 | 4,489 | 297 | 2,930 | 155 | 7,988 | 486 | 10,572 | 20,340 | 1,357 |
| | | 46 | 577 | 37 | 24 | 1,047 | 48 | — | 23 | 372 | 9 | 833 | 592 | 58 |

TABLE II(a): PERSONS TRIED
By Offence, Sex

| Offence (1) | Total number for trial (2) | Not tried | | Tried | | | Total for sentence after conviction at magistrates' courts (8) | Total for sentence (9) | Absolute discharge (10) |
|--|-------------------------------|-----------------------|-----------------------|------------------|---|---------------------------|---|---------------------------|----------------------------|
| | | No prosecution (3) | Unfit to plead (4) | Acquitted (5) | Not guilty by reason of insanity (6) | Total found guilty (7) | | | |
| NON-INDICTABLE OFFENCES | | | | | | | | | |
| 104 Assault on constable | M | — | — | — | — | — | 191 | — | 2 |
| | F | — | — | — | — | — | 13 | — | — |
| 165 Prevention of Crime Act | M | — | — | — | — | — | 112 | — | — |
| | F | — | — | — | — | — | 8 | — | — |
| 186 Frequenting | M | — | — | — | — | — | 105 | — | — |
| | F | — | — | — | — | — | 6 | — | — |
| 193 Drug offence | M | — | — | — | — | — | 129 | — | 1 |
| | F | — | — | — | — | — | 8 | — | — |
| Other non-indictable offence (excluding motoring) | M | — | — | — | — | — | 420 | — | 12 |
| | F | — | — | — | — | — | 51 | — | — |
| Total non-indictable (other than motoring) offences | M | — | — | — | — | — | 957 | — | 15 |
| | F | — | — | — | — | — | 86 | — | — |
| <i>Motoring offences</i> | | | | | | | | | |
| Reckless or dangerous driving | M | — | — | — | — | — | 166 | — | 8 |
| | F | — | — | — | — | — | — | — | — |
| Driving or in charge of a motor vehicle while unfit through drink or drugs | M | — | — | — | — | — | 256 | — | 3 |
| | F | — | — | — | — | — | 2 | — | — |
| Driving while disqualified | M | — | — | — | — | — | 971 | — | 29 |
| | F | — | — | — | — | — | 3 | — | 1 |
| Other motoring offences | M | — | — | — | — | — | 2,068 | — | 243 |
| | F | — | — | — | — | — | 18 | — | 4 |
| Total motoring offences | M | — | — | — | — | — | 3,461 | — | 283 |
| | F | — | — | — | — | — | 23 | — | 5 |
| TOTAL NON-INDICTABLE OFFENCES | M | — | — | — | — | — | 4,418 | — | 298 |
| | F | — | — | — | — | — | 109 | — | 5 |

Crown Court—All Ages
AND/OR SENTENCED AT THE CROWN COURT
and Result (continued)

Number of Person

| Recognizance (11) | Conditional discharge (12) | Hospital order under s. 60 Mental Health Act 1959 (13) | Restriction order under s. 65 Mental Health Act 1959 (14) | Probation order (15) | Supervision order (16) | Fine (17) | Detention centre order (18) | Care order (19) | Borstal training (20) | Returned to borstal (21) | Suspended sentence (22) | Imprisonment (immediate) (23) | Otherwise dealt with (24) |
|--------------------------|-------------------------------|---|--|-------------------------|---------------------------|--------------|--------------------------------|--------------------|--------------------------|-----------------------------|----------------------------|----------------------------------|------------------------------|
| | | | | | | | | | | | | | |
| — | 2 | 2 | 2 | 11 | — | 15 | 22 | 1 | 48 | 3 | 23 | 51 | 9 |
| — | 4 | 1 | 1 | 4 | — | 8 | 16 | — | 5 | — | 1 | 3 | — |
| — | 4 | 1 | 3 | 8 | 1 | 8 | 16 | — | 35 | — | 6 | 24 | 8 |
| — | 1 | — | — | 5 | 1 | 8 | 12 | 1 | 2 | — | — | 2 | — |
| — | 2 | — | — | — | — | 1 | — | — | 33 | 2 | 3 | 24 | 10 |
| — | 1 | — | — | 12 | 1 | 9 | 6 | — | 3 | — | — | 1 | — |
| — | 1 | — | — | 2 | — | — | — | — | 20 | 1 | 16 | 53 | 8 |
| 2 | 13 | 4 | 3 | 2 | — | — | — | — | 3 | — | 1 | 1 | — |
| — | 2 | 1 | 1 | 9 | 2 | 72 | 27 | 5 | 84 | 3 | 20 | 92 | 43 |
| — | — | — | — | 9 | 1 | 4 | — | — | 12 | 1 | 3 | 11 | 6 |
| 2 | 25 | 9 | 6 | 74 | 5 | 112 | 83 | 7 | 220 | 9 | 68 | 244 | 78 |
| — | 4 | 2 | 4 | 15 | 1 | 5 | — | — | 25 | 1 | 5 | 18 | 6 |
| <i>Motoring offences</i> | | | | | | | | | | | | | |
| — | 4 | — | — | 9 | 1 | 21 | 11 | 2 | 46 | 1 | 8 | 45 | 10 |
| — | 3 | — | — | 12 | — | 74 | 8 | — | 28 | — | 13 | 95 | 20 |
| — | — | — | — | 2 | — | — | — | — | — | — | — | — | — |
| — | 27 | 1 | — | 56 | 3 | 136 | 45 | 1 | 163 | 7 | 90 | 308 | 105 |
| — | 1 | — | — | — | — | — | — | — | — | — | — | 1 | — |
| 1 | 178 | 2 | — | 112 | 13 | 877 | 66 | 7 | 134 | 8 | 19 | 109 | 299 |
| 1 | 2 | — | — | 3 | — | 3 | — | — | 2 | — | — | 1 | 2 |
| 1 | 212 | 3 | — | 189 | 17 | 1,108 | 130 | 10 | 371 | 16 | 130 | 557 | 434 |
| 1 | 2 | — | — | 5 | — | 3 | — | — | 2 | — | 1 | 2 | 2 |
| 3 | 237 | 12 | 6 | 263 | 22 | 1,220 | 213 | 17 | 591 | 25 | 198 | 801 | 512 |
| 1 | 6 | 2 | 4 | 20 | 1 | 8 | — | — | 27 | 1 | 6 | 20 | 8 |

Crown Court—All ages

TABLE II(a)(i) PERSONS CONVICTED OR SENTENCED AT THE CROWN COURT WHO WERE OTHERWISE DEALT WITH

Number of persons

| Sentence | Convicted or sentenced at the Crown Court | | | | | | | | | |
|---|---|-----------------|------------|-----------|---------------------------------|-------------------|-----------------|---------------------------|---------------------------|-------------------------------|
| | Violence against the person | Sexual offences | Burglary | Robbery | Theft and handling stolen goods | Fraud and forgery | Criminal damage | Other indictable offences | Total indictable offences | Total non-indictable offences |
| Detained under s.53(1) Children and Young Persons Act 1933 | 6 | — | — | — | — | — | — | — | 6 | — |
| Detained under s.53(2) Children and Young Persons Act 1933 | 8 | 1 | — | — | — | — | 2 | — | 11 | — |
| Guardianship order under s.60 Mental Health Act 1959 | — | 1 | — | — | — | — | — | — | 1 | — |
| Ordered to pay costs | — | — | — | — | — | — | — | — | — | — |
| Community service order | 83 | 13 | 278 | 16 | 241 | 27 | 21 | 31 | 710 | 27 |
| No penalty | 6 | 4 | 2 | 2 | 10 | 3 | 1 | 6 | 34 | 22 |
| Not separately dealt with | — | — | — | — | — | — | — | — | — | — |
| Convicted, sentence postponed | 2 | — | 4 | — | 3 | — | — | — | 9 | 1 |
| Bound over at the Crown Court to come up for judgement if called upon | 36 | 1 | 35 | 4 | 31 | 9 | 16 | 10 | 142 | 5 |
| One day's imprisonment | 8 | 7 | 37 | — | 42 | 5 | 12 | 9 | 120 | 240 |
| Recommendation for deportation, no sentence being imposed | 1 | — | — | — | — | — | — | — | 1 | — |
| Other | 1 | — | 11 | — | 8 | — | 6 | — | 26 | — |
| Total | 151 | 27 | 368 | 22 | 337 | 44 | 58 | 60 | 1,067 | 512 |
| FEMALES | | | | | | | | | | |
| Detained under s.53(1) Children and Young Persons Act 1933 | — | — | — | — | — | — | — | — | — | — |
| Detained under s.53(2) Children and Young Persons Act 1933 | 1 | — | 1 | — | — | — | 1 | — | 3 | — |
| Guardianship order under s.60 Mental Health Act 1959 | — | — | — | — | — | — | — | — | — | — |
| Ordered to pay costs | — | — | — | — | — | — | — | — | — | — |
| Community service order | 1 | — | 7 | — | 15 | 1 | 1 | — | 25 | 2 |
| No penalty | — | — | — | — | 5 | 1 | — | 1 | 7 | — |
| Not separately dealt with | — | — | — | — | — | — | — | — | — | — |
| Convicted, sentence postponed | 1 | — | — | 1 | — | — | — | — | 2 | — |
| Bound over at the Crown Court to come up for judgement if called upon | 2 | — | 3 | — | 3 | — | 1 | 1 | 10 | — |
| One day's imprisonment | 1 | — | 1 | — | 6 | 2 | 1 | — | 11 | 6 |
| Recommendation for deportation, no sentence being imposed | — | — | — | — | — | — | — | — | — | — |
| Other | — | — | — | — | — | — | — | — | — | — |
| Total | 6 | — | 12 | 1 | 29 | 4 | 4 | 2 | 58 | 8 |

Crown Court— All ages

TABLE II(a)(iii) PERSONS RECEIVING SENTENCES OR ORDERS INTRODUCED BY THE CRIMINAL JUSTICE ACT 1972

Number of persons

| Sex and type of offence | Sentence or order | | |
|--------------------------------------|--|---|-------------------------|
| | Probation with Day Training Centre order | Suspended sentence with Supervision order | Community service order |
| MALES | | | |
| Violence against the person | 1 | 172 | 83 |
| Sexual offences | 1 | 105 | 13 |
| Burglary | 37 | 827 | 278 |
| Robbery | — | 45 | 16 |
| Theft and handling stolen goods | 25 | 647 | 241 |
| Fraud and forgery | 7 | 164 | 27 |
| Criminal damage | 6 | 60 | 21 |
| Other indictable offences | — | 77 | 31 |
| Total indictable offences | 77 | 2,097 | 710 |
| Total non-indictable offences | 5 | 15 | 27 |
| FEMALES | | | |
| Violence against the person | — | 49 | 1 |
| Sexual offences | — | 4 | — |
| Burglary | — | 28 | 7 |
| Robbery | — | 6 | — |
| Theft and handling stolen goods | — | 99 | 15 |
| Fraud and forgery | 1 | 51 | 1 |
| Criminal damage | — | 9 | 1 |
| Other indictable offences | — | 15 | — |
| Total indictable offences | 1 | 261 | 25 |
| Total non-indictable offences | — | 1 | 2 |

TABLE II(a)(ii) SUSPENDED SENTENCE

Number of persons

| Period of sentence | Suspended for 1 year | | Suspended over 1 year and up to 2 years | |
|--------------------------------|---|-----------|---|------------|
| | Convicted or sentenced at the Crown Court | | Convicted or sentenced at the Crown Court | |
| | Males | Females | Males | Females |
| Up to 6 months | 397 | 50 | 3,166 | 288 |
| Over 6 months and up to 1 year | 228 | 18 | 4,501 | 339 |
| Over 1 year and up to 2 years | 33 | 1 | 2,445 | 143 |
| Total | 658 | 69 | 10,112 | 770 |

TABLE II(b): PERSONS AGED UNDER 14 TRIED
By Offence, Sex

| Offence (1) | Total number for trial (2) | Not tried | | Tried | |
|---|-------------------------------|-----------------------|-----------------------|------------------|---|
| | | No prosecution (3) | Unfit to plead (4) | Acquitted (5) | Not guilty by reason of insanity (6) |
| VIOLENCE AGAINST THE PERSON | | | | | |
| 4 Manslaughter: | | | | | |
| Manslaughter under s. 2 Homicide Act 1957 | M F | — — | — — | — — | — — |
| Other manslaughter | M F | 1 — | — — | — — | — — |
| 4c Causing death by dangerous driving. | M F | 1 — | — — | — — | — — |
| 8 Other wounding, etc. | M F | 3 — | — — | 1 — | — — |
| Sub-total | M F | 5 — | — — | 1 — | — — |
| BURGLARY | | | | | |
| 28 Burglary in a dwelling | M F | 4 1 | — — | — — | — — |
| 30 Burglary in a building other than a dwelling | M F | 1 — | — — | — — | — — |
| Sub-total | M F | 5 1 | — — | — — | — — |
| ROBBERY | | | | | |
| 34 Robbery | M F | 1 — | — — | — — | — — |
| Sub-total | M F | 1 — | — — | — — | — — |
| THEFT AND HANDLING STOLEN GOODS | | | | | |
| 39 Theft from the person of another | M F | 2 — | — — | — — | — — |
| 46 Shoplifting | M F | — — | — — | — — | — — |
| 49 Other theft or unauthorised taking | M F | 2 — | — — | 1 — | — — |
| 54 Handling stolen goods | M F | — — | — — | — — | — — |
| Sub-total | M F | 4 2 | — — | 1 1 | — — |

AND/OR SENTENCED AT THE CROWN COURT
and Result—England and Wales 1975

Number of persons

| Total found guilty (7) | Sentenced | | | | | | | | |
|---------------------------|---------------------------|---------------------|-------------------------------|---|--|---------------------------|--------------|--------------------|------------------------------|
| | Absolute discharge (8) | Recognizance (9) | Conditional discharge (10) | Hospital order under s. 60 Mental Health Act 1959 (11) | Restriction order under s. 65 Mental Health Act 1959 (12) | Supervision order (13) | Fine (14) | Care order (15) | Otherwise dealt with (16) |
| — | — | — | — | — | — | — | — | — | — |
| 1 | — | — | — | — | — | — | — | 1 | — |
| 1 | — | — | — | — | — | — | — | 1 | — |
| 2 | — | 1 | — | — | — | — | 1 | — | — |
| 4 | — | 1 | — | — | — | — | 1 | 2 | — |
| 4 | — | — | 1 | — | — | — | — | 3 | — |
| 1 | — | — | — | — | — | 1 | — | 1 | — |
| 5 | — | — | 1 | — | — | — | — | 4 | — |
| 1 | — | — | — | — | — | 1 | — | — | — |
| 1 | — | — | — | — | — | — | — | 1 | — |
| 2 | — | — | — | — | — | 1 | — | 1 | — |
| 1 | — | — | — | — | — | 1 | — | — | — |
| 1 | — | — | — | — | — | — | — | 1 | — |
| 3 | — | — | — | — | — | 1 | — | 2 | — |
| 1 | — | — | — | — | — | 1 | — | — | — |

TABLE II(b): PERSONS AGED UNDER 14 TRIED
By Offence, Sex

| Offence (1) | Total number for trial (2) | Not tried | | Tried | |
|---|-------------------------------|-----------------------|-----------------------|------------------|---|
| | | No prosecution (3) | Unfit to plead (4) | Acquitted (5) | Not guilty by reason of insanity (6) |
| FRAUD AND FORGERY | | | | | |
| 53 Other fraud M | 1 | — | — | 1 | — |
| F | — | — | — | — | — |
| Sub-total M | 1 | — | — | 1 | — |
| F | — | — | — | — | — |
| CRIMINAL DAMAGE | | | | | |
| 58 Other criminal damage M | 1 | — | — | — | — |
| F | — | — | — | — | — |
| 59 Threat, etc., to commit criminal damage M | — | — | — | — | — |
| F | — | — | — | — | — |
| Sub-total M | 1 | — | — | — | — |
| F | — | — | — | — | — |
| OTHER INDICTABLE OFFENCES | | | | | |
| 65 Unlawful assembly M | 1 | — | — | — | — |
| F | — | — | — | — | — |
| 71 Driving while unfit through drink or drugs M | 1 | — | — | — | — |
| F | — | — | — | — | — |
| Sub-total M | 2 | — | — | — | — |
| F | — | — | — | — | — |
| GRAND TOTAL M | 19 | — | — | 3 | — |
| F | 3 | — | — | 1 | — |

AND/OR SENTENCED AT THE CROWN COURT
and Result (continued)

Number of persons

| Total found guilty (7) | Sentenced | | | | | | | | |
|---------------------------|---------------------------|---------------------|-------------------------------|--|--|---------------------------|--------------|--------------------|------------------------------|
| | Absolute discharge (8) | Recognizance (9) | Conditional discharge (10) | Hospital order under s. 60 Mental Health Act 1959 (11) | Restriction order under s. 65 Mental Health Act 1959 (12) | Supervision order (13) | Fine (14) | Care order (15) | Otherwise dealt with (16) |
| — | — | — | — | — | — | — | — | — | — |
| — | — | — | — | — | — | — | — | — | — |
| 1 | — | — | — | — | — | 1 | — | — | — |
| — | — | — | — | — | — | — | — | — | — |
| 1 | — | — | — | — | — | 1 | — | — | — |
| — | — | — | — | — | — | — | — | — | — |
| 1 | — | 1 | — | — | — | — | — | — | — |
| 1 | — | — | — | — | — | — | 1 | — | — |
| 2 | — | 1 | — | — | — | — | 1 | — | — |
| 16 | — | 2 | 1 | — | — | 2 | 2 | 9 | — |
| 2 | — | — | — | — | — | 2 | — | — | — |

TABLE II(c): PERSONS AGED 14 AND UNDER 17 TRIED
By Offence, Sex

| Offence (1) | Total number for trial (2) | Not tried | | Tried | | | Total for sentence after conviction at magistrates' courts (8) |
|---|-------------------------------|-----------------------|-----------------------|------------------|---|---------------------------|---|
| | | No prosecution (3) | Unfit to plead (4) | Acquitted (5) | Not guilty by reason of insanity (6) | Total found guilty (7) | |
| INDICTABLE OFFENCES | | | | | | | |
| VIOLENCE AGAINST THE PERSON | | | | | | | |
| 1 Murder | M F 6 | — | — | 3 | — | 3 | — |
| 2 Attempted murder | M F 1 | — | — | — | — | 1 | — |
| 3 Threat or conspiracy to murder | M F — | — | — | — | — | — | 1 |
| 4 Manslaughter: | | | | | | | |
| Manslaughter under s. 2 Homicide Act 1957 | M F 1 | — | — | — | — | 1 | — |
| Other manslaughter | M F 7 2 | — | — | — | — | 7 2 | — |
| 4A Infanticide | F 1 | — | — | — | — | 1 | — |
| 4B Child destruction | M F — | — | — | — | — | — | — |
| 4C Causing death by dangerous driving | M F 3 | — | — | — | — | 3 | — |
| 5 Wounding or other act endangering life | M F 16 1 | — | 1 | 2 | — | 13 | 10 |
| 6 Endangering railway passenger | M F — | — | — | — | — | — | 2 |
| 7 Endangering life at sea | M F — | — | — | — | — | — | — |
| 8 Other wounding, etc. | M F 78 12 | 1 | — | 15 | — | 62 | 76 |
| 9 Assault | M F 15 1 | — | — | — | — | 15 | 6 |
| 10 Intimidation | M F — | — | — | — | — | — | — |
| 11 Cruelty to a child, etc. | M F — | — | — | — | — | — | — |
| 12 Abandoning child aged under two years | M F — | — | — | — | — | — | — |
| 13 Child stealing | M F — | — | — | — | — | — | — |
| 14 Procuring illegal abortion | M F — | — | — | — | — | — | — |
| 15 Concealment of birth | M F — | — | — | — | — | — | — |
| Sub-total | M F 127 17 | 1 | 1 | 20 | — | 105 | 86 |

| Total for sentence (9) | Sentenced | | | | | | | | | | | |
|---------------------------|----------------------------|----------------------|-------------------------------|---|--|---------------------------|--------------|--------------------------------|--------------------|--------------------------|-----------------------------|------------------------------|
| | Absolute discharge (10) | Recognizance (11) | Conditional discharge (12) | Hospital order under s. 60 Mental Health Act 1959 (13) | Restriction order under s. 65 Mental Health Act 1959 (14) | Supervision order (15) | Fine (16) | Detention centre order (17) | Care order (18) | Borstal training (19) | Returned to borstal (20) | Otherwise dealt with (21) |
| 3 | — | — | — | — | — | — | — | — | — | — | — | 3 |
| 1 | — | — | — | — | 1 | — | — | — | — | — | — | — |
| 1 | — | — | — | — | — | — | — | — | 1 | — | — | — |
| 1 | — | — | — | — | 1 | — | — | — | — | — | — | — |
| 7 | — | — | — | — | — | — | — | — | — | — | — | 7 |
| 2 | — | — | — | — | — | 1 | — | — | — | 1 | — | 1 |
| 1 | — | — | — | — | — | — | — | — | — | — | — | — |
| 3 | — | — | 1 | — | — | — | — | — | — | 1 | — | — |
| 23 | — | — | — | — | — | — | 1 | — | — | — | 19 | 1 |
| 2 | — | — | — | — | — | — | — | — | — | — | — | — |
| 138 | 1 | 3 | 11 | — | — | 10 | 20 | 32 | 3 | 58 | — | — |
| 17 | — | — | 2 | — | — | 4 | 4 | — | 2 | 3 | — | — |
| 15 | 1 | — | 4 | — | — | 3 | 2 | 3 | 1 | 1 | — | — |
| 1 | — | — | 1 | — | — | — | — | — | — | — | — | — |
| 191 | 2 | 3 | 16 | — | 2 | 14 | 23 | 36 | 5 | 78 | 1 | 11 |
| 24 | — | 1 | 3 | — | 1 | 7 | 4 | — | 4 | 3 | — | 1 |

TABLE II(c): PERSONS AGED 14 AND UNDER 17 TRIED
By Offence, Sex

| (1) Offence | Total number for trial | Not tried | | Tried | | | (8) Total for sentence after conviction at magistrates' courts |
|--|------------------------|--------------------|--------------------|---------------|--------------------------------------|------------------------|--|
| | | (3) No prosecution | (4) Unfit to plead | (5) Acquitted | (6) Not guilty by reason of insanity | (7) Total found guilty | |
| SEXUAL OFFENCES | | | | | | | |
| 16 Buggery | M F | 3 | — | — | — | 3 | — |
| 17 Attempt to commit buggery, etc. | M F | — | — | — | — | — | 3 |
| 18 Indecency between males | M F | — | — | — | — | — | — |
| 19 Rape | M F | 16 | — | — | — | 16 | 6 |
| 20 Indecent assault on a female | M F | 6 | — | — | — | 6 | 4 |
| 21 Unlawful sexual intercourse with girl under 13 | M F | 1 | — | — | — | 1 | — |
| 22 Unlawful sexual intercourse with girl under 16 | M F | 2 | — | — | — | 2 | — |
| 23 Incest | M F | 1 | — | — | — | 1 | — |
| 24 Procurement | M F | — | — | — | — | — | — |
| 25 Abduction | M F | — | — | — | — | — | — |
| 26 Bigamy | M F | — | — | — | — | — | — |
| 74 Gross indecency with child | M F | — | — | — | — | — | — |
| Sub-total | M F | 29 1 | — — | — — | — — | 29 1 | 13 — |
| BURGLARY | | | | | | | |
| 28 Burglary in a dwelling | M F | 454 19 | 4 — | — — | 8 1 | 442 18 | 611 18 |
| 29 Aggravated burglary in a dwelling | M F | 8 — | — — | — — | — — | 8 — | 3 — |
| 30 Burglary in a building other than a dwelling | M F | 239 12 | 1 — | — — | 9 2 | 229 10 | 550 8 |
| 31 Aggravated burglary in a building other than a dwelling | M F | 1 — | — — | — — | — — | 1 — | 1 — |
| 33 Going equipped for stealing, etc. | M F | 6 1 | — — | — — | 2 — | 4 1 | 9 — |
| Sub-total | M F | 708 32 | 5 — | — — | 19 3 | 684 29 | 1,174 26 |

AND/OR SENTENCED AT THE CROWN COURT
and Result (continued)

Number of persons

| (9) Total for sentence | Sentenced | | | | | | | | | | | |
|------------------------|-------------------------|-------------------|----------------------------|--|---|------------------------|-----------|-----------------------------|-----------------|-----------------------|--------------------------|---------------------------|
| | (10) Absolute discharge | (11) Recognizance | (12) Conditional discharge | (13) Hospital order under s. 60 Mental Health Act 1959 | (14) Restriction order under s. 65 Mental Health Act 1959 | (15) Supervision order | (16) Fine | (17) Detention centre order | (18) Care order | (19) Borstal training | (20) Returned to borstal | (21) Otherwise dealt with |
| 3 | — | — | — | — | — | 1 | — | 1 | 1 | — | — | — |
| 3 | — | — | — | — | — | — | — | 1 | — | 2 | — | — |
| 22 | — | — | — | 1 | — | — | — | 9 | 1 | 10 | — | 1 |
| 10 | — | — | — | — | — | — | 1 | 5 | 1 | 2 | — | 1 |
| 1 | — | — | — | — | — | 1 | 1 | — | — | — | — | — |
| 1 | — | — | — | — | — | — | — | — | 1 | — | — | — |
| 42 | — | — | — | 1 | — | 2 | 3 | 16 | 4 | 14 | — | 2 |
| 1 | — | — | — | — | — | — | — | — | 1 | — | — | — |
| 1,053 | 1 | 2 | 67 | — | — | 115 | 36 | 233 | 54 | 534 | 6 | 5 |
| 36 | — | — | 5 | — | — | 10 | — | — | 4 | 17 | — | — |
| 11 | — | — | — | — | — | — | — | 4 | 2 | 5 | — | — |
| 779 | 2 | — | 56 | — | — | 57 | 25 | 184 | 37 | 408 | 7 | 3 |
| 18 | 1 | — | 4 | — | — | 5 | — | — | 1 | 6 | — | 1 |
| 2 | — | — | — | — | — | — | — | — | — | 2 | — | — |
| 13 | — | — | 1 | — | — | 2 | — | 4 | — | 6 | — | — |
| 1 | — | — | 1 | — | — | — | — | — | — | — | — | — |
| 1,858 | 3 | 2 | 124 | — | — | 174 | 61 | 425 | 93 | 955 | 13 | 8 |
| 55 | 1 | — | 10 | — | — | 15 | — | — | 5 | 23 | — | 1 |

TABLE II(c): PERSONS AGED 14 AND UNDER 17 TRIED
By Offence, Sex

| Offence (1) | Total number for trial (2) | Not tried | | Tried | | | Total for sentence after conviction at magistrates' courts (8) | |
|--|-------------------------------|-----------------------|-----------------------|------------------|---|---------------------------|---|-----|
| | | No prosecution (3) | Unfit to plead (4) | Acquitted (5) | Not guilty by reason of insanity (6) | Total found guilty (7) | | |
| ROBBERY | | | | | | | | |
| 34 Robbery | M | 144 | 1 | — | 16 | — | 127 | 58 |
| | F | 15 | — | — | — | — | 15 | 4 |
| Sub-total | M | 144 | 1 | — | 16 | — | 127 | 58 |
| | F | 15 | — | — | — | — | 15 | 4 |
| THEFT AND HANDLING STOLEN GOODS | | | | | | | | |
| 39 Theft from the person of another | M | 10 | — | — | 3 | — | 7 | 8 |
| | F | 1 | — | — | — | — | 1 | 3 |
| 40 Theft in a dwelling other than from automatic machine or meter. | M | 1 | — | — | 1 | — | — | 8 |
| | F | — | — | — | — | — | — | 3 |
| 41 Theft by an employee | M | — | — | — | — | — | — | 3 |
| | F | 1 | — | — | — | — | 1 | 2 |
| 42 Theft or unauthorised taking from mail | M | — | — | — | — | — | — | — |
| | F | — | — | — | — | — | — | — |
| 44 Theft of pedal cycle | M | — | — | — | — | — | — | 2 |
| | F | — | — | — | — | — | — | — |
| 45 Theft from vehicle | M | 25 | — | — | 3 | — | 22 | 40 |
| | F | — | — | — | — | — | — | 1 |
| 46 Shoplifting | M | 14 | — | — | 2 | — | 12 | 37 |
| | F | 12 | 1 | — | — | — | 11 | 19 |
| 47 Theft from automatic machine or meter | M | 2 | — | — | — | — | 2 | 8 |
| | F | — | — | — | — | — | — | — |
| 48 Theft or unauthorised taking of motor vehicle | M | 91 | — | — | 14 | — | 77 | 279 |
| | F | 5 | — | — | — | — | 5 | 2 |
| 49 Other theft or unauthorised taking | M | 58 | — | — | 8 | — | 50 | 125 |
| | F | 3 | — | — | — | — | 3 | 12 |
| 54 Handling stolen goods | M | 23 | — | — | 5 | — | 18 | 40 |
| | F | 10 | — | — | 4 | — | 6 | 3 |
| Sub-total | M | 224 | 1 | — | 36 | — | 188 | 550 |
| | F | 32 | — | — | 4 | — | 27 | 45 |
| FRAUD AND FORGERY | | | | | | | | |
| 51 Fraud by company director, etc. | M | — | — | — | — | — | — | — |
| | F | — | — | — | — | — | — | — |
| 52 False accounting. | M | 1 | — | — | — | — | 1 | — |
| | F | — | — | — | — | — | — | — |

AND/OR SENTENCED AT THE CROWN COURT
and Result (continued)

Number of persons

| Total for sentence (9) | Sentenced | | | | | | | | | | | |
|---------------------------|----------------------------|----------------------|-------------------------------|---|--|---------------------------|--------------|--------------------------------|--------------------|--------------------------|-----------------------------|------------------------------|
| | Absolute discharge (10) | Recognizance (11) | Conditional discharge (12) | Hospital order under s. 60 Mental Health Act 1959 (13) | Restriction order under s. 65 Mental Health Act 1959 (14) | Supervision order (15) | Fine (16) | Detention centre order (17) | Care order (18) | Borstal training (19) | Returned to borstal (20) | Otherwise dealt with (21) |
| 185 | — | — | 4 | — | — | 15 | 3 | 47 | 7 | 108 | — | 1 |
| 19 | — | — | 2 | — | — | 2 | — | — | 4 | 11 | — | — |
| 185 | — | — | 4 | — | — | 15 | 3 | 47 | 7 | 108 | — | 1 |
| 19 | — | — | 2 | — | — | 2 | — | — | 4 | 11 | — | — |
| 15 | — | — | 2 | — | — | 2 | 1 | 3 | — | 7 | — | — |
| 4 | — | — | — | — | — | 1 | — | — | — | 3 | — | — |
| 8 | — | — | — | — | — | — | — | — | — | 7 | — | — |
| 3 | — | — | 1 | — | — | — | — | — | — | 2 | — | — |
| 3 | — | — | — | — | — | — | — | — | — | 1 | — | — |
| 3 | — | — | — | — | — | — | — | — | — | 1 | — | — |
| 2 | — | — | — | — | — | 1 | — | — | — | 2 | — | — |
| 2 | — | — | — | — | — | — | — | — | — | 1 | — | — |
| 62 | — | — | 3 | — | — | 7 | 2 | 13 | 5 | 31 | 1 | — |
| 1 | — | — | — | — | — | — | — | — | — | 1 | — | — |
| 49 | 1 | — | 7 | — | — | 4 | 1 | 9 | 2 | 24 | — | 1 |
| 30 | 1 | — | 6 | — | — | 8 | 1 | — | 3 | 11 | — | — |
| 10 | — | — | — | — | — | — | 1 | 1 | 1 | 7 | — | — |
| 356 | — | 2 | 27 | — | — | 32 | 20 | 80 | 11 | 179 | 2 | 3 |
| 7 | — | — | 1 | — | — | 2 | 3 | — | — | 1 | — | — |
| 175 | 1 | — | 15 | — | — | 12 | 16 | 30 | 4 | 95 | — | 2 |
| 15 | — | — | 3 | — | — | 3 | 1 | — | — | 5 | — | — |
| 58 | — | — | 6 | — | 1 | 8 | 5 | 10 | 3 | 26 | — | — |
| 9 | — | — | 1 | — | — | 5 | 2 | — | — | 1 | — | — |
| 738 | 2 | 2 | 60 | — | — | 65 | 46 | 149 | 26 | 378 | 4 | 6 |
| 72 | 1 | — | 12 | — | 1 | 20 | 7 | — | 4 | 26 | 1 | — |
| — | — | — | — | — | — | — | — | — | — | — | — | — |
| — | — | — | — | — | — | — | — | — | — | — | — | — |
| 1 | — | — | — | — | — | — | 1 | — | — | — | — | — |
| — | — | — | — | — | — | — | — | — | — | — | — | — |

TABLE II(c): PERSONS AGED 14 AND UNDER 17 TRIED
By Offence, Sex

| Offence (1) | Total number for trial (2) | Not tried | | Tried | | | Total for sentence after conviction at magistrates' courts (8) |
|--|-------------------------------|-----------------------|-----------------------|------------------|---|---------------------------|---|
| | | No prosecution (3) | Unfit to plead (4) | Acquitted (5) | Not guilty by reason of insanity (6) | Total found guilty (7) | |
| 53 Other fraud | M 2 | — | — | — | — | 2 | 8 |
| | F 5 | — | — | 2 | — | 3 | 1 |
| 55 Bankruptcy offence | M — | — | — | — | — | — | — |
| | F — | — | — | — | — | — | — |
| 60 Forgery and uttering drug prescription | M — | — | — | — | — | — | — |
| | F — | — | — | — | — | — | — |
| 61 Other forgery and uttering | M 6 | — | — | — | — | 6 | 6 |
| | F — | — | — | — | — | — | 1 |
| Sub-total | M 9 | — | — | — | — | 9 | 14 |
| | F 5 | — | — | 2 | — | 3 | 2 |
| CRIMINAL DAMAGE | | | | | | | |
| 56 Arson | M 27 | — | — | 4 | — | 23 | 13 |
| | F 1 | — | — | — | — | 1 | 5 |
| 57 Criminal damage endangering life | M 3 | — | — | — | — | 3 | — |
| | F — | — | — | — | — | — | — |
| 58 Other criminal damage | M 38 | — | — | 5 | — | 33 | 45 |
| | F 1 | — | — | 1 | — | — | 3 |
| 59 Threat, etc., to commit criminal damage | M — | — | — | — | — | — | 1 |
| | F — | — | — | — | — | — | 1 |
| Sub-total | M 68 | — | — | 9 | — | 59 | 59 |
| | F 2 | — | — | 1 | — | 1 | 9 |
| OTHER INDICTABLE OFFENCES | | | | | | | |
| 35 Blackmail | M 6 | — | — | 2 | — | 4 | 9 |
| | F — | — | — | — | — | — | — |
| 62 High treason | M — | — | — | — | — | — | — |
| | F — | — | — | — | — | — | — |
| 63 Treason felony | M — | — | — | — | — | — | — |
| | F — | — | — | — | — | — | — |

AND/OR SENTENCED AT THE CROWN COURT
and Result (continued)

Number of persons

| Total for sentence (9) | Sentenced | | | | | | | | | | | |
|----------------------------------|----------------------------|----------------------|-------------------------------|---|--|---------------------------|--------------|--------------------------------|--------------------|--------------------------|-----------------------------|------------------------------|
| | Absolute discharge (10) | Recognizance (11) | Conditional discharge (12) | Hospital order under s. 60 Mental Health Act 1959 (13) | Restriction order under s. 65 Mental Health Act 1959 (14) | Supervision order (15) | Fine (16) | Detention centre order (17) | Care order (18) | Borstal training (19) | Returned to borstal (20) | Otherwise dealt with (21) |
| 10 | — | — | 2 | — | — | — | — | 1 | 1 | 6 | — | — |
| 4 | — | — | 3 | — | — | — | — | — | — | 1 | — | — |
| — | — | — | — | — | — | — | — | — | — | — | — | — |
| — | — | — | — | — | — | — | — | — | — | — | — | — |
| 12 | — | — | 1 | — | — | 3 | — | 1 | — | 7 | — | — |
| 1 | — | — | — | — | — | — | — | — | — | 1 | — | — |
| 23 | — | — | 3 | — | — | 3 | 1 | 2 | 1 | 13 | — | — |
| 5 | — | — | 3 | — | — | — | — | — | — | 2 | — | — |
| CRIMINAL DAMAGE | | | | | | | | | | | | |
| 36 | — | — | 3 | — | 1 | 1 | — | 6 | 5 | 18 | — | 2 |
| 6 | — | — | — | — | — | — | — | — | — | 5 | — | 1 |
| 3 | — | — | — | — | — | 1 | — | 1 | — | 1 | — | — |
| 78 | — | — | 12 | — | — | 9 | 8 | 21 | 2 | 22 | — | 3 |
| 3 | — | — | 1 | — | — | — | — | — | — | 2 | — | — |
| 1 | — | — | — | — | — | — | — | — | — | 1 | — | — |
| 1 | — | — | — | — | — | — | — | — | — | 1 | — | — |
| 118 | — | — | 15 | — | 1 | 11 | 8 | 28 | 7 | 42 | 1 | 5 |
| 10 | — | — | 1 | — | — | — | — | — | — | 8 | — | 1 |
| OTHER INDICTABLE OFFENCES | | | | | | | | | | | | |
| 13 | — | — | 3 | 2 | — | 1 | — | 2 | — | 5 | — | — |
| — | — | — | — | — | — | — | — | — | — | — | — | — |
| — | — | — | — | — | — | — | — | — | — | — | — | — |
| — | — | — | — | — | — | — | — | — | — | — | — | — |
| — | — | — | — | — | — | — | — | — | — | — | — | — |

CONTINUED

2 OF 4

TABLE II(c): PERSONS AGED 14 AND UNDER 17 TRIED
By Offence, Sex

| Offence (1) | | Total number for trial (2) | Not tried | | Tried | | | Total for sentence after conviction at magistrates' courts (8) |
|----------------|---|-------------------------------|-----------------------|-----------------------|------------------|---|---------------------------|---|
| | | | No prosecution (3) | Unfit to plead (4) | Acquitted (5) | Not guilty by reason of insanity (6) | Total found guilty (7) | |
| 64 | Riot | M F | 1 — | — — | — — | — — | 1 — | — — |
| 65 | Unlawful assembly | M F | 5 — | — — | — — | — — | 5 — | — — |
| 66 | Other offence against the State or public order | M F | 72 1 | 1 — | — — | 23 — | 48 1 | 2 — |
| 67 | Perjury | M F | — — | — — | — — | — — | — — | — — |
| 68 | Libel | M F | — — | — — | — — | — — | — — | — — |
| 70 | Reckless or dangerous driving | M F | 1 — | — — | — — | 1 — | — — | — — |
| 71 | Driving while unfit through drink or drugs | M F | 2 — | — — | — — | 1 — | 1 — | — — |
| 72 | Other motoring offence | M F | — — | — — | — — | — — | — — | — — |
| 75 | Betting or gaming offence | M F | — — | — — | — — | — — | — — | — — |
| 76 | Aiding suicide | M F | — — | — — | — — | — — | — — | — — |
| 77 | Drug offence | M F | 1 4 | — — | — — | — 1 | 1 3 | — 2 |
| 78 | Immigration offence | M F | — — | — — | — — | — — | — — | — — |
| 99 | Other indictable offence | M F | 4 1 | — — | — — | — — | 4 1 | — — |
| | Sub-total | M F | 92 6 | 1 — | — — | 27 1 | 64 5 | 11 2 |
| | TOTAL INDICTABLE OFFENCES | M F | 1,401 110 | 8 1 | — — | 127 13 | 1,265 96 | 1,965 97 |

AND/OR SENTENCED AT THE CROWN COURT
and Result (continued)

Number of persons

| Total for sentence (9) | Sentenced | | | | | | | | | | | |
|---------------------------|----------------------------|----------------------|-------------------------------|---|--|---------------------------|--------------|--------------------------------|--------------------|--------------------------|-----------------------------|------------------------------|
| | Absolute discharge (10) | Recognizance (11) | Conditional discharge (12) | Hospital order under s. 60 Mental Health Act 1959 (13) | Restriction order under s. 65 Mental Health Act 1959 (14) | Supervision order (15) | Fine (16) | Detention centre order (17) | Care order (18) | Borstal training (19) | Returned to borstal (20) | Otherwise dealt with (21) |
| 1 | — | — | — | — | — | — | — | 1 | — | — | — | — |
| 5 | — | 4 | — | — | — | — | — | 1 | — | — | — | — |
| 50 | — | 7 | 5 | — | — | — | 6 | 18 | — | 12 | — | — |
| 1 | — | — | 1 | — | — | — | — | — | — | — | — | — |
| — | — | — | — | — | — | — | — | — | — | — | — | — |
| — | — | — | — | — | — | — | — | — | — | — | — | — |
| — | — | — | — | — | — | — | — | — | — | — | — | — |
| — | — | — | — | — | — | — | — | — | — | — | — | — |
| 1 | — | — | — | — | — | 1 | — | — | — | — | — | — |
| 5 | — | 1 | 2 | — | — | 1 | — | — | 1 | — | — | — |
| — | — | — | — | — | — | — | — | — | — | — | — | — |
| 4 | — | — | 1 | — | — | — | — | — | — | 2 | — | — |
| 1 | — | — | — | — | — | 1 | — | — | — | — | — | — |
| 75 | — | 11 | 9 | 2 | — | 4 | 7 | 23 | — | 19 | — | — |
| 7 | — | 1 | 3 | — | — | 2 | — | — | 1 | — | — | — |
| 3,230 | 7 | 18 | 231 | 3 | 3 | 288 | 152 | 726 | 143 | 1,607 | 19 | 33 |
| 193 | 2 | 2 | 34 | — | 2 | 46 | 11 | — | 19 | 73 | 1 | 3 |

TABLE II(c): PERSONS AGED 14 AND UNDER 17 TRIED
By Offence, Sex

| Offence | | Total number for trial | Not tried | | Tried | | | Total for sentence after conviction at magistrates' courts |
|--------------------------------|--|------------------------|----------------|----------------|-----------|----------------------------------|--------------------|--|
| | | | No prosecution | Unfit to plead | Acquitted | Not guilty by reason of insanity | Total found guilty | |
| (1) | | (2) | (3) | (4) | (5) | (6) | (7) | (8) |
| NON-INDICTABLE OFFENCES | | | | | | | | |
| 104 | Assault on constable | M | — | — | — | — | — | 23 |
| | | F | — | — | — | — | — | 2 |
| 165 | Prevention of Crime Act | M | — | — | — | — | — | 25 |
| | | F | — | — | — | — | — | 2 |
| 186 | Frequenting | M | — | — | — | — | — | 19 |
| | | F | — | — | — | — | — | 1 |
| 193 | Drug offence | M | — | — | — | — | — | 7 |
| | | F | — | — | — | — | — | — |
| | Other non-indictable offences (excluding motoring) | M | — | — | — | — | — | 55 |
| | | F | — | — | — | — | — | 5 |
| | Total non-indictable (other than motoring) offences | M | — | — | — | — | — | 129 |
| | | F | — | — | — | — | — | 10 |
| <i>Motoring offences</i> | | | | | | | | |
| | Reckless or dangerous driving | M | — | — | — | — | — | 33 |
| | | F | — | — | — | — | — | — |
| | Driving or in charge of a motor vehicle while unfit through drink or drugs | M | — | — | — | — | — | 7 |
| | | F | — | — | — | — | — | — |
| | Driving while disqualified | M | — | — | — | — | — | 26 |
| | | F | — | — | — | — | — | — |
| | Other motoring offences | M | — | — | — | — | — | 355 |
| | | F | — | — | — | — | — | 3 |
| | Total motoring offences | M | — | — | — | — | — | 421 |
| | | F | — | — | — | — | — | 3 |
| | TOTAL NON-INDICTABLE OFFENCES | M | — | — | — | — | — | 550 |
| | | F | — | — | — | — | — | 13 |

AND/OR SENTENCED AT THE CROWN COURT
and Result (continued)

Number of persons

| Total for sentence | Sentenced | | | | | | | | | | | |
|--------------------|--------------------|--------------|-----------------------|---|--|-------------------|------|------------------------|------------|------------------|---------------------|----------------------|
| | Absolute discharge | Recognizance | Conditional discharge | Hospital order under s. 60 Mental Health Act 1959 | Restriction order under s. 65 Mental Health Act 1959 | Supervision order | Fine | Detention centre order | Care order | Borstal training | Returned to borstal | Otherwise dealt with |
| (9) | (10) | (11) | (12) | (13) | (14) | (15) | (16) | (17) | (18) | (19) | (20) | (21) |
| — | — | — | 1 | — | — | — | — | 6 | 1 | 15 | — | — |
| — | — | — | — | — | — | 1 | — | 9 | — | 15 | — | — |
| — | — | — | 1 | — | 2 | 1 | 1 | 2 | 1 | 10 | 1 | 2 |
| — | — | — | — | — | — | 1 | — | 2 | — | 4 | — | — |
| — | 1 | — | 2 | — | — | 2 | 3 | 11 | 5 | 25 | 1 | 5 |
| — | — | — | — | — | — | 1 | — | — | — | 4 | — | — |
| — | 1 | — | 4 | — | — | 5 | 4 | 30 | 7 | 69 | 2 | 7 |
| — | — | — | — | — | 2 | 1 | — | — | — | 7 | — | — |
| — | 1 | — | 1 | — | — | 1 | — | 2 | 2 | 26 | — | — |
| — | — | — | — | — | — | — | 2 | — | — | 4 | — | 1 |
| — | — | — | 2 | — | — | 3 | 3 | 1 | 1 | 15 | 1 | — |
| — | 56 | 1 | 24 | — | — | 12 | 134 | 31 | 7 | 52 | — | 38 |
| — | 1 | — | 1 | — | — | — | — | — | — | 1 | — | — |
| — | 57 | 1 | 27 | — | — | 16 | 139 | 34 | 10 | 97 | 1 | 39 |
| — | 1 | — | 1 | — | — | — | — | — | — | 1 | — | — |
| — | 58 | 1 | 31 | — | — | 21 | 143 | 64 | 17 | 166 | 3 | 46 |
| — | 1 | — | 1 | — | 2 | 1 | — | — | — | 8 | — | — |

Crown Court—Ages 14 and under 17

TABLE II(c)(i) PERSONS CONVICTED OR SENTENCED AT THE CROWN COURT WHO WERE OTHERWISE DEALT WITH

Number of persons

| Sentence | Convicted or sentenced at the Crown Court | | | | | | | | | |
|---|---|-----------------|----------|----------|---------------------------------|-------------------|-----------------|---------------------------|---------------------------|-------------------------------|
| | Violence against the person | Sexual offences | Burglary | Robbery | Theft and handling stolen goods | Fraud and forgery | Criminal damage | Other indictable offences | Total indictable offences | Total non-indictable offences |
| MALES | | | | | | | | | | |
| Detained under s.53(1) Children and Young Persons Act 1933 | 3 | — | — | — | — | — | — | — | 3 | — |
| Detained under s.53(2) Children and Young Persons Act 1933 | 8 | 1 | — | — | — | — | 2 | — | 11 | — |
| No penalty | — | 1 | — | — | 1 | — | 1 | — | 3 | 3 |
| Not separately dealt with | — | — | 1 | — | — | — | — | — | 1 | 26 |
| Convicted, sentence postponed | — | — | — | — | 1 | — | — | — | 1 | 1 |
| Bound over at the Crown Court to come up for judgement if called upon | — | — | 3 | 1 | 4 | — | 1 | — | 9 | — |
| One day's imprisonment | — | — | — | — | — | — | 1 | — | 3 | 16 |
| Other | — | — | 2 | — | — | — | — | — | 2 | — |
| Total | 11 | 2 | 8 | 1 | 6 | — | 5 | — | 33 | 46 |
| FEMALES | | | | | | | | | | |
| Detained under s.53(1) Children and Young Persons Act 1933 | — | — | — | — | — | — | — | — | — | — |
| Detained under s.53(2) Children and Young Persons Act 1933 | 1 | — | 1 | — | — | — | 1 | — | 3 | — |
| No penalty | — | — | — | — | — | — | — | — | — | — |
| Not separately dealt with | — | — | — | — | — | — | — | — | — | — |
| Convicted, sentence postponed | — | — | — | — | — | — | — | — | — | — |
| Bound over at the Crown Court to come up for judgement if called upon | — | — | — | — | — | — | — | — | — | — |
| One day's imprisonment | — | — | — | — | — | — | — | — | — | — |
| Other | — | — | — | — | — | — | — | — | — | — |
| Total | 1 | — | 1 | — | — | — | 1 | — | 3 | — |

TABLE II(d): PERSONS AGED 17 AND UNDER 21 TRIED
By Offence, Sex

| Offence (1) | Total number for trial (2) | Not tried | | Tried | | | Total for sentence after conviction at magistrates' courts (8) | |
|--|-------------------------------|-----------------------|-----------------------|------------------|---|---------------------------|---|-----------|
| | | No prosecution (3) | Unfit to plead (4) | Acquitted (5) | Not guilty by reason of insanity (6) | Total found guilty (7) | | |
| INDICTABLE OFFENCES | | | | | | | | |
| VIOLENCE AGAINST THE PERSON | | | | | | | | |
| 1 Murder | M F | 24 | — | — | 8 | 1 | 15 | — |
| 2 Attempted murder | M F | 6 | 1 | — | 2 | — | 3 | — |
| 3 Threat or conspiracy to murder | M F | 1 8 | — | — | — | — | 1 8 | — |
| 4 Manslaughter: Manslaughter under s. 2 Homicide Act 1957 | M F | 2 | — | — | — | — | 2 | — |
| Other manslaughter | M F | 31 8 | — | — | — | — | 31 8 | — |
| 4A Infanticide | M F | 2 | — | — | — | — | 2 | — |
| 4B Child destruction | M F | — | — | — | — | — | — | — |
| 4C Causing death by dangerous driving | M F | 116 1 | — | — | 21 | — | 95 1 | — |
| 5 Wounding or other act endangering life | M F | 353 28 | 1 | — | 65 | — | 287 23 | 3 |
| 6 Endangering railway passenger | M F | 2 | — | — | — | — | 2 | — |
| 7 Endangering life at sea | M F | — | — | — | — | — | — | — |
| 8 Other wounding, etc. | M F | 1,799 82 | 23 4 | 1 | 275 | — | 1,500 65 | 291 13 |
| 9 Assault | M F | 116 11 | — | — | 3 | — | 113 11 | — |
| 10 Intimidation | M F | — | — | — | — | — | — | — |
| 11 Cruelty to a child, etc. | M F | 5 3 | — | — | — | — | 5 3 | 1 |
| 12 Abandoning child aged under two years | M F | — | — | — | — | — | — | — |
| 13 Child stealing | M F | 1 | — | — | — | — | 1 | — |
| 14 Procuring illegal abortion | M F | 7 | — | — | 1 | — | 6 | — |
| 15 Concealment of birth | M F | — | — | — | — | — | — | — |
| Sub-total | M F | 2,463 143 | 25 4 | 1 1 | 374 18 | 1 | 2,062 120 | 295 13 |

AND/OR SENTENCED AT THE CROWN COURT
and Result—England and Wales, 1975

Number of persons

| Total for sentence (9) | Sentenced | | | | | | | | | | | | | | | |
|---------------------------|----------------------------|----------------------|-------------------------------|---|--|-------------------------|---------------------------|--------------|--------------------------------|--------------------|--------------------------|-----------------------------|----------------------------|----------------------------------|------------------------------|---|
| | Absolute discharge (10) | Recognizance (11) | Conditional discharge (12) | Hospital order under s. 60 Mental Health Act 1959 (13) | Restriction order under s. 65 Mental Health Act 1959 (14) | Probation order (15) | Supervision order (16) | Fine (17) | Detention centre order (18) | Care order (19) | Borstal training (20) | Returned to borstal (21) | Suspended sentence (22) | Imprisonment (immediate) (23) | Otherwise dealt with (24) | |
| 15 | — | — | — | — | — | — | — | — | — | — | — | — | — | — | 12 | 3 |
| 3 | — | — | — | — | — | 1 | — | — | — | — | — | — | — | — | 2 | — |
| 1 | — | — | — | — | 1 | — | — | — | — | — | — | — | — | — | — | — |
| 8 | — | — | 1 | — | — | 2 | — | — | — | — | 2 | — | — | 2 | 1 | — |
| — | — | — | — | — | — | — | — | — | — | — | — | — | — | — | — | — |
| 2 | — | — | — | — | — | — | — | — | — | — | — | — | — | — | — | — |
| 31 | — | — | — | — | — | — | — | — | — | — | — | — | — | — | — | — |
| 8 | — | — | — | — | — | — | — | — | — | — | 6 | — | — | 1 | 23 | — |
| 2 | — | — | — | — | — | — | — | — | — | — | 3 | — | — | 1 | 1 | — |
| — | — | — | — | — | — | — | — | — | — | — | — | — | — | — | — | — |
| 95 | — | — | 1 | — | — | — | — | — | — | — | — | — | — | — | — | — |
| 1 | — | — | — | — | — | — | — | — | — | — | — | — | — | — | — | — |
| 290 | 1 | — | 2 | 1 | — | 15 | — | 11 | 28 | — | 109 | 2 | 20 | 100 | — | 1 |
| 23 | — | — | 1 | — | — | 7 | — | — | — | — | 5 | — | 6 | 2 | — | 2 |
| 2 | — | — | — | — | — | — | — | — | — | — | 1 | — | — | — | — | — |
| 1,791 | 3 | 29 | 73 | 3 | 1 | 105 | — | 364 | 297 | — | 450 | 23 | 201 | 189 | 53 | — |
| 78 | — | 8 | 6 | — | — | 23 | — | 12 | — | — | 15 | — | 4 | 8 | 2 | — |
| 113 | — | 7 | 12 | 1 | — | 7 | — | 55 | 11 | — | 4 | — | 10 | 1 | 4 | — |
| 11 | — | 1 | 5 | — | — | 1 | — | 3 | — | — | — | — | 1 | — | — | — |
| — | — | — | — | — | — | — | — | — | — | — | — | — | — | — | — | — |
| 6 | — | — | — | — | — | — | — | — | — | — | — | — | — | — | — | — |
| 3 | — | — | — | — | — | — | — | — | — | — | — | — | — | — | — | — |
| — | — | — | — | — | — | — | — | — | — | — | — | — | — | — | — | — |
| 6 | — | — | — | — | — | — | — | — | — | — | — | — | — | — | — | — |
| — | — | — | — | — | — | — | — | — | — | — | — | — | — | — | — | — |
| 2,357 | 4 | 36 | 89 | 6 | 4 | 131 | — | 595 | 339 | — | 580 | 26 | 243 | 331 | 63 | — |
| 133 | — | 9 | 12 | 2 | 2 | 40 | — | 16 | — | — | 24 | — | 13 | 11 | 4 | — |

TABLE II(d): PERSONS AGED 17 AND UNDER 21 TRIED
By Offence, Sex

| Offence (1) | Total number for trial (2) | Not tried | | Tried | | | Total for sentence after conviction at magistrates' courts (8) |
|--|-------------------------------|-----------------------|-----------------------|------------------|---|---------------------------|---|
| | | No prosecution (3) | Unfit to plead (4) | Acquitted (5) | Not guilty by reason of insanity (6) | Total found guilty (7) | |
| SEXUAL OFFENCES | | | | | | | |
| 16 Buggery | M 18 | — | — | — | — | 18 | — |
| | F — | — | — | — | — | — | — |
| 17 Attempt to commit buggery, etc. | M 16 | — | — | 4 | — | 12 | 4 |
| | F — | — | — | — | — | — | — |
| 18 Indecency between males | M 9 | — | — | 1 | — | 8 | — |
| 19 Rape | M 117 | — | — | 21 | — | 96 | 1 |
| | F — | — | — | — | — | — | — |
| 20 Indecent assault on a female | M 102 | 2 | — | 21 | — | 79 | 14 |
| | F — | — | — | — | — | — | — |
| 21 Unlawful sexual intercourse with girl under 13 | M 33 | — | — | 2 | — | 31 | — |
| | F — | — | — | — | — | — | — |
| 22 Unlawful sexual intercourse with girl under 16 | M 177 | 1 | — | 17 | — | 159 | 1 |
| | F 2 | — | — | — | — | 2 | — |
| 23 Incest | M 25 | — | — | — | — | 25 | — |
| | F 2 | — | — | — | — | 2 | — |
| 24 Procuration | M 6 | — | — | — | — | 6 | — |
| | F — | — | — | — | — | — | — |
| 25 Abduction | M 2 | — | — | — | — | 2 | — |
| | F — | — | — | — | — | — | — |
| 26 Bigamy | M — | — | — | — | — | — | — |
| | F — | — | — | — | — | — | — |
| 74 Gross indecency with child | M 4 | — | — | 1 | — | 3 | — |
| | F — | — | — | — | — | — | — |
| Sub-total | M 509 | 3 | — | 67 | — | 439 | 20 |
| | F 4 | — | — | — | — | 4 | — |
| BURGLARY | | | | | | | |
| 28 Burglary in a dwelling | M 3,497 | 14 | — | 95 | — | 3,388 | 450 |
| | F 177 | 2 | — | 6 | — | 169 | 18 |
| 29 Aggravated burglary in a dwelling | M 43 | — | — | 3 | — | 40 | 2 |
| | F — | — | — | — | — | — | — |
| 30 Burglary in a building other than a dwelling | M 2,334 | 10 | 1 | 114 | — | 2,209 | 1,286 |
| | F 76 | — | — | 9 | — | 67 | 20 |
| 31 Aggravated burglary in a building other than a dwelling | M 26 | — | — | — | — | 26 | 1 |
| | F — | — | — | — | — | — | — |
| 33 Going equipped for stealing, etc. | M 61 | — | — | 13 | — | 48 | 55 |
| | F — | — | — | — | — | — | — |
| Sub-total | M 5,961 | 24 | 1 | 225 | — | 5,711 | 1,794 |
| | F 253 | 2 | — | 15 | — | 236 | 38 |

AND/OR SENTENCED AT THE CROWN COURT
and Result (continued)

Number of persons

| Total for sentence (9) | Sentenced | | | | | | | | | | | | | | | |
|---------------------------|----------------------------|----------------------|-------------------------------|---|--|-------------------------|---------------------------|--------------|--------------------------------|--------------------|------------------------|-----------------------------|----------------------------|----------------------------------|------------------------------|--|
| | Absolute discharge (10) | Recognizance (11) | Conditional discharge (12) | Hospital order under s. 60 Mental Health Act 1959 (13) | Restriction order under s. 65 Mental Health Act 1959 (14) | Probation order (15) | Supervision order (16) | Fine (17) | Detention centre order (18) | Care order (19) | Boys' training (20) | Returned to borstal (21) | Suspended sentence (22) | Imprisonment (immediate) (23) | Otherwise dealt with (24) | |
| 18 | — | — | 1 | — | — | 5 | — | 4 | 1 | — | 1 | — | — | 6 | — | |
| 16 | — | — | 1 | — | 1 | 4 | — | — | 2 | — | 2 | 1 | 1 | 4 | — | |
| 8 | 1 | 1 | 2 | — | — | 2 | — | 1 | — | — | 1 | — | — | — | — | |
| 97 | — | — | 2 | — | 1 | 1 | — | 2 | 3 | — | 29 | — | 4 | 55 | — | |
| 93 | — | 2 | 7 | 1 | 1 | 11 | — | 22 | 7 | — | 26 | 1 | 1 | 8 | 6 | |
| 31 | — | — | 4 | — | — | 9 | — | 3 | 3 | — | 7 | — | 3 | 1 | 1 | |
| 160 | 1 | — | 39 | — | — | 31 | — | 54 | 10 | — | 10 | 1 | 4 | 5 | 5 | |
| 2 | — | — | 1 | — | — | 1 | — | — | — | — | — | — | — | — | — | |
| 25 | — | — | 1 | — | — | 15 | — | — | — | — | 5 | — | 2 | 2 | — | |
| 2 | — | — | — | — | — | 2 | — | — | — | — | — | — | — | — | — | |
| 6 | — | — | — | — | — | — | — | — | — | — | 3 | — | 1 | 2 | — | |
| 2 | — | — | 1 | — | — | 1 | — | — | — | — | — | — | — | — | — | |
| 3 | — | — | 1 | — | — | 1 | — | — | — | — | — | — | — | 1 | — | |
| 459 | 2 | 3 | 59 | 1 | 3 | 80 | — | 86 | 26 | — | 84 | 3 | 16 | 84 | 12 | |
| 4 | — | — | 1 | — | — | 3 | — | — | — | — | — | — | — | — | — | |
| BURGLARY | | | | | | | | | | | | | | | | |
| 3,838 | 2 | 5 | 145 | 1 | 1 | 638 | — | 282 | 446 | 1 | 1,385 | 128 | 211 | 489 | 104 | |
| 187 | 1 | 1 | 14 | — | — | 105 | — | 10 | — | — | 38 | 2 | 10 | 3 | 3 | |
| 42 | — | — | 2 | — | — | 2 | — | 1 | 5 | — | 16 | — | — | 16 | — | |
| 3,495 | 1 | 4 | 106 | 2 | 3 | 472 | 4 | 262 | 399 | — | 1,392 | 222 | 220 | 416 | 92 | |
| 87 | 1 | — | 2 | — | — | 42 | — | 3 | — | — | 26 | — | 5 | 4 | 4 | |
| 27 | — | — | — | — | — | 5 | — | — | 4 | — | 11 | 1 | — | 6 | — | |
| 103 | — | — | 4 | — | — | 13 | — | 14 | 11 | — | 39 | — | 8 | 12 | 2 | |
| 7,505 | 3 | 9 | 257 | 3 | 4 | 1,130 | 4 | 559 | 865 | 1 | 2,843 | 251 | 439 | 939 | 198 | |
| 274 | 2 | 1 | 16 | — | — | 147 | — | 13 | — | — | 64 | 2 | 15 | 7 | 7 | |

TABLE II(d): PERSONS AGED 17 AND UNDER 21 TRIED
By Offence, Sex

| Offence | | Total number for trial | Not tried | | Tried | | | Total for sentence after conviction at magistrates' courts |
|--|--|------------------------|----------------|----------------|-----------|----------------------------------|--------------------|--|
| | | | No prosecution | Unfit to plead | Acquitted | Not guilty by reason of insanity | Total found guilty | |
| (1) | | (2) | (3) | (4) | (5) | (6) | (7) | (8) |
| ROBBERY | | | | | | | | |
| 34 | Robbery | M | 1,156 | 3 | — | 90 | — | 1,063 |
| | | F | 71 | 1 | — | 7 | — | 63 |
| | Sub-total | M | 1,156 | 3 | — | 90 | — | 1,063 |
| | | F | 71 | 1 | — | 7 | — | 63 |
| THEFT AND HANDLING STOLEN GOODS | | | | | | | | |
| 39 | Theft from the person of another | M | 95 | 1 | — | 11 | — | 83 |
| | | F | 16 | — | — | 2 | — | 14 |
| 40 | Theft in a dwelling other than from automatic machine or meter | M | 52 | 1 | — | 7 | — | 44 |
| | | F | 12 | — | — | 1 | — | 11 |
| 41 | Theft by an employee. | M | 112 | — | — | 25 | — | 87 |
| | | F | 37 | — | — | 14 | — | 23 |
| 42 | Theft or unauthorised taking from mail | M | 6 | — | — | 1 | — | 5 |
| | | F | — | — | — | — | — | — |
| 44 | Theft of pedal cycle | M | 5 | — | — | — | — | 5 |
| | | F | — | — | — | — | — | — |
| 45 | Theft from vehicle | M | 265 | 2 | — | 29 | — | 234 |
| | | F | 12 | — | — | 2 | — | 10 |
| 46 | Shoplifting | M | 199 | 1 | — | 31 | — | 167 |
| | | F | 109 | — | — | 24 | — | 85 |
| 47 | Theft from automatic machine or meter | M | 21 | 1 | — | 4 | — | 16 |
| | | F | 3 | — | — | 2 | — | 1 |
| 48 | Theft or unauthorised taking of motor vehicle | M | 1,101 | 7 | — | 140 | — | 954 |
| | | F | 52 | — | — | 13 | — | 39 |
| 49 | Other theft or unauthorised taking | M | 813 | 5 | — | 143 | — | 665 |
| | | F | 94 | — | — | 29 | — | 65 |
| 54 | Handling stolen goods | M | 623 | 4 | — | 81 | — | 538 |
| | | F | 134 | — | — | 29 | — | 105 |
| | Sub-total | M | 3,292 | 22 | — | 472 | — | 2,798 |
| | | F | 469 | — | — | 116 | — | 353 |
| FRAUD AND FORGERY | | | | | | | | |
| 51 | Fraud by company director, etc. . | M | 1 | — | — | 1 | — | — |
| | | F | — | — | — | — | — | — |
| 52 | False accounting | M | 3 | — | — | 1 | — | 2 |
| | | F | 2 | — | — | — | — | 2 |

AND/OR SENTENCED AT THE CROWN COURT
and Result (continued)

Number of persons

| Total for sentence | Sentenced | | | | | | | | | | | | | | |
|--------------------|--------------------|--------------|-----------------------|---|--|-----------------|-------------------|------|------------------------|------------|------------------|---------------------|--------------------|--------------------------|----------------------|
| | Absolute discharge | Recognizance | Conditional discharge | Hospital order under s. 60 Mental Health Act 1959 | Restriction order under s. 65 Mental Health Act 1959 | Probation order | Supervision order | Fine | Detention centre order | Care order | Borstal training | Returned to borstal | Suspended sentence | Imprisonment (immediate) | Otherwise dealt with |
| (9) | (10) | (11) | (12) | (13) | (14) | (15) | (16) | (17) | (18) | (19) | (20) | (21) | (22) | (23) | (24) |
| 1,080 | — | 2 | 10 | — | — | 55 | — | 32 | 121 | — | 431 | 8 | 41 | 362 | 18 |
| 64 | — | — | 2 | — | — | 19 | — | — | — | — | 30 | — | 8 | 4 | 1 |
| 1,080 | — | 2 | 10 | — | — | 55 | — | 32 | 121 | — | 431 | 8 | 41 | 362 | 18 |
| 64 | — | — | 2 | — | — | 19 | — | — | — | — | 30 | — | 8 | 4 | 1 |
| 146 | — | — | 5 | — | — | 17 | — | 9 | 21 | — | 66 | 4 | 10 | 14 | — |
| 23 | — | 1 | 2 | — | — | 4 | — | 2 | — | — | 13 | — | 1 | — | — |
| 108 | — | — | 4 | — | — | 19 | — | 7 | 11 | — | 48 | 2 | 5 | 10 | 1 |
| 24 | — | — | 1 | — | — | 11 | — | 2 | — | — | 7 | — | 2 | 1 | — |
| 130 | — | — | 10 | — | — | 18 | — | 22 | 12 | — | 35 | — | 14 | 13 | 6 |
| 33 | 1 | — | 6 | — | — | 13 | — | 5 | — | — | 1 | 1 | 5 | — | 1 |
| 8 | — | — | — | — | — | — | — | 1 | 2 | — | 2 | — | 2 | 1 | — |
| 1 | — | — | — | — | — | — | — | — | — | — | 1 | — | — | — | — |
| 17 | — | — | 3 | — | — | 1 | — | 1 | 4 | — | 5 | — | — | 2 | 1 |
| — | — | — | — | — | — | — | — | — | — | — | — | — | — | — | — |
| 502 | 2 | — | 8 | — | — | 73 | — | 58 | 61 | — | 184 | 22 | 26 | 54 | 14 |
| 10 | — | — | 1 | — | — | 7 | — | 1 | — | — | — | — | — | 1 | — |
| 335 | 1 | 2 | 16 | — | — | 50 | — | 38 | 34 | — | 109 | 10 | 24 | 43 | 8 |
| 178 | — | 1 | 17 | — | — | 65 | — | 19 | — | 2 | 49 | 1 | 14 | 5 | 5 |
| 64 | — | — | 3 | — | — | 10 | — | 7 | 3 | — | 29 | — | 5 | 5 | 2 |
| 4 | — | — | 1 | — | — | 1 | — | — | — | — | 1 | 1 | — | — | — |
| 2,413 | 8 | 2 | 89 | — | — | 293 | 3 | 349 | 245 | — | 849 | 69 | 147 | 292 | 67 |
| 52 | 1 | 1 | 10 | — | — | 20 | — | 10 | — | 2 | 5 | — | 1 | 1 | 1 |
| 1,291 | 2 | 2 | 86 | 2 | — | 163 | — | 211 | 131 | — | 444 | 23 | 78 | 115 | 34 |
| 109 | — | — | 17 | 1 | — | 24 | — | 15 | — | — | 34 | 1 | 12 | 2 | 3 |
| 709 | 1 | 3 | 45 | — | — | 91 | — | 182 | 51 | 2 | 174 | 9 | 63 | 72 | 16 |
| 120 | — | — | 30 | — | — | 47 | — | 10 | — | — | 23 | — | 4 | 5 | 1 |
| 5,723 | 14 | 9 | 269 | 2 | 1 | 735 | 3 | 885 | 575 | 2 | 1,945 | 139 | 374 | 621 | 149 |
| 554 | 2 | 3 | 85 | 1 | — | 192 | — | 64 | — | 4 | 134 | 4 | 39 | 14 | 12 |
| — | — | — | — | — | — | — | — | — | — | — | — | — | — | — | — |
| — | — | — | — | — | — | — | — | — | — | — | — | — | — | — | — |
| 2 | — | — | — | — | — | — | — | — | — | — | — | — | — | 1 | — |
| 2 | — | — | — | — | — | — | 2 | — | — | — | — | — | — | — | — |

TABLE II(d): PERSONS AGED 17 AND UNDER 21 TRIED
By Offence, Sex

| Offence (1) | | Total number for trial (2) | Not tried | | Tried | | | Total for sentence after conviction at magistrates' courts (8) |
|----------------------------------|---|-------------------------------|-----------------------|-----------------------|------------------|---|---------------------------|---|
| | | | No prosecution (3) | Unfit to plead (4) | Acquitted (5) | Not guilty by reason of insanity (6) | Total found guilty (7) | |
| 53 | Other fraud | M 128 F 45 | 1 | — | 23 | — | 104 | 78 |
| 55 | Bankruptcy offence | M — F — | — | — | — | — | — | 1 |
| 60 | Forgery and uttering drug prescription | M 2 F 2 | — | — | — | — | 2 | 6 |
| 61 | Other forgery and uttering | M 95 F 32 | 1 | — | 7 | — | 87 | 52 |
| | Sub-total | M 229 F 81 | 2 | — | 32 | — | 195 | 137 |
| CRIMINAL DAMAGE | | | | | | | | |
| 56 | Arson | M 197 F 13 | — | — | 15 | — | 182 | 22 |
| 57 | Criminal damage endangering life | M 5 F 1 | — | — | — | — | 5 | — |
| 58 | Other criminal damage | M 396 F 26 | 2 | — | 72 | — | 322 | 198 |
| 59 | Threat, etc., to commit criminal damage | M 6 F — | — | — | 1 | — | 5 | 4 |
| | Sub-total | M 604 F 40 | 2 | — | 88 | — | 514 | 224 |
| OTHER INDICTABLE OFFENCES | | | | | | | | |
| 35 | Blackmail | M 47 F 4 | — | — | 2 | — | 45 | 2 |
| 62 | High treason | M — F — | — | — | — | — | — | — |
| 63 | Treason felony | M — F — | — | — | — | — | — | — |

AND/OR SENTENCED AT THE CROWN COURT
and Result (continued)

Number of persons

| Total for sentence (9) | Sentenced | | | | | | | | | | | | | | |
|----------------------------------|----------------------------|----------------------|-------------------------------|---|--|-------------------------|---------------------------|--------------|--------------------------------|--------------------|--------------------------|-----------------------------|----------------------------|----------------------------------|------------------------------|
| | Absolute discharge (10) | Recognizance (11) | Conditional discharge (12) | Hospital order under s. 60 Mental Health Act 1959 (13) | Restriction order under s. 65 Mental Health Act 1959 (14) | Probation order (15) | Supervision order (16) | Fine (17) | Detention centre order (18) | Care order (19) | Borstal training (20) | Returned to borstal (21) | Suspended sentence (22) | Imprisonment (immediate) (23) | Otherwise dealt with (24) |
| 182 | — | — | 3 | 1 | — | 19 | — | 36 | 15 | — | 58 | 4 | 23 | 16 | 3 |
| 57 | 1 | — | 3 | — | — | 25 | — | 9 | — | — | 8 | 1 | 9 | 1 | — |
| 1 | — | — | — | — | — | — | — | — | — | — | — | — | — | — | — |
| 8 | — | — | 1 | — | — | 3 | — | — | — | — | 2 | — | — | 2 | — |
| 2 | — | — | — | — | — | — | — | — | — | — | 2 | — | — | — | — |
| 139 | — | — | 6 | — | — | 22 | — | 7 | 14 | — | 52 | 4 | 6 | 23 | 5 |
| 44 | — | — | 3 | — | — | 18 | — | 4 | — | — | 11 | — | 6 | 2 | — |
| 332 | — | — | 14 | 1 | — | 44 | — | 43 | 29 | — | 112 | 8 | 30 | 43 | 8 |
| 105 | 1 | — | 6 | — | — | 45 | — | 13 | — | — | 21 | 1 | 15 | 3 | — |
| CRIMINAL DAMAGE | | | | | | | | | | | | | | | |
| 204 | — | — | 3 | — | 7 | 28 | — | 10 | 16 | — | 91 | 2 | 7 | 38 | 2 |
| 15 | — | — | — | 1 | 1 | 7 | — | — | — | — | 5 | — | — | 1 | — |
| 5 | — | — | 1 | — | — | 1 | — | 1 | — | — | 1 | — | — | 1 | — |
| 1 | — | — | — | — | — | — | — | — | — | — | — | — | — | — | — |
| 520 | 4 | 3 | 27 | — | 1 | 53 | — | 109 | 77 | — | 155 | 9 | 26 | 40 | 16 |
| 36 | — | — | 5 | 1 | 1 | 8 | — | 7 | — | — | 10 | 1 | 1 | — | 2 |
| 9 | — | 1 | — | — | — | 1 | — | 5 | 1 | — | — | — | — | 1 | — |
| 2 | — | — | — | — | — | — | — | — | — | — | 1 | — | — | 1 | — |
| 738 | 4 | 4 | 31 | — | 8 | 83 | — | 125 | 94 | — | 247 | 11 | 33 | 80 | 18 |
| 54 | — | — | 5 | 2 | 2 | 15 | — | 7 | — | — | 16 | 1 | 1 | 3 | 2 |
| OTHER INDICTABLE OFFENCES | | | | | | | | | | | | | | | |
| 47 | — | — | 3 | — | — | 8 | — | 3 | 8 | — | 13 | — | 1 | 10 | 1 |
| 4 | — | — | — | — | — | 1 | — | — | — | — | 3 | — | — | — | — |
| — | — | — | — | — | — | — | — | — | — | — | — | — | — | — | — |
| — | — | — | — | — | — | — | — | — | — | — | — | — | — | — | — |
| — | — | — | — | — | — | — | — | — | — | — | — | — | — | — | — |

TABLE II(d): PERSONS AGED 17 AND UNDER 21 TRIED
By Offence, Sex

| Offence (1) | Total number for trial (2) | Not tried | | Tried | | | Total for sentence after conviction at magistrates courts (8) |
|--|-------------------------------|-----------------------|-----------------------|------------------|---|---------------------------|--|
| | | No prosecution (3) | Unfit to plead (4) | Acquitted (5) | Not guilty by reason of insanity (6) | Total found guilty (7) | |
| 64 Riot | M 13 | — | — | 2 | — | 11 | — |
| | F — | — | — | — | — | — | — |
| 65 Unlawful assembly | M 13 | — | — | 1 | — | 12 | — |
| | F — | — | — | — | — | — | — |
| 66 Other offence against the State or public order | M 667 | 7 | — | 121 | — | 539 | 3 |
| | F 11 | — | — | 2 | — | 9 | — |
| 67 Perjury | M 8 | — | — | — | — | 8 | — |
| | F 4 | — | — | — | — | 4 | — |
| 68 Libel | M — | — | — | — | — | — | — |
| | F — | — | — | — | — | — | — |
| 70 Reckless or dangerous driving | M 59 | — | — | 21 | — | 38 | 1 |
| | F — | — | — | — | — | — | — |
| 71 Driving while unfit through drink or drugs | M 120 | — | — | 30 | — | 90 | — |
| | F 3 | — | — | 1 | — | 2 | — |
| 72 Other motoring offence | M 59 | — | — | 2 | — | 57 | — |
| | F 2 | — | — | — | — | 2 | — |
| 75 Betting or gaming offence | M — | — | — | — | — | — | — |
| | F — | — | — | — | — | — | — |
| 76 Aiding suicide | M — | — | — | — | — | — | — |
| | F — | — | — | — | — | — | — |
| 77 Drug offence | M 230 | 2 | — | 28 | — | 200 | 5 |
| | F 69 | — | — | 12 | — | 57 | 1 |
| 78 Immigration offence | M 6 | — | — | 1 | — | 5 | — |
| | F — | — | — | — | — | — | — |
| 99 Other indictable offence | M 59 | — | — | 7 | — | 52 | 4 |
| | F 12 | — | — | 2 | — | 10 | — |
| Sub-total | M 1,281 | 9 | — | 215 | — | 1,057 | 15 |
| | F 105 | — | — | 17 | — | 88 | 1 |
| TOTAL INDICTABLE OFFENCES | M 15,495 | 90 | 2 | 1,563 | 1 | 13,839 | 5,427 |
| | F 1,166 | 9 | 1 | 182 | — | 974 | 303 |

AND/OR SENTENCED AT THE CROWN COURT
and Result (continued)

Number of persons

| Total for Sentence (9) | Sentenced | | | | | | | | | | | | | | |
|---------------------------|----------------------------|----------------------|-------------------------------|---|--|-------------------------|---------------------------|--------------|--------------------------------|--------------------|--------------------------|-----------------------------|----------------------------|----------------------------------|------------------------------|
| | Absolute discharge (10) | Recognizance (11) | Conditional discharge (12) | Hospital order under s. 60 Mental Health Act 1959 (13) | Restriction order under s. 65 Mental Health Act 1959 (14) | Probation order (15) | Supervision order (16) | Fine (17) | Detention centre order (18) | Care order (19) | Borstal training (20) | Returned to borstal (21) | Suspended sentence (22) | Imprisonment (immediate) (23) | Otherwise dealt with (24) |
| 11 | — | 1 | — | — | — | — | — | — | 9 | — | 1 | — | — | — | — |
| 12 | — | — | — | — | — | — | — | 4 | 4 | — | — | — | 2 | 2 | — |
| 542 | 1 | 18 | 18 | — | — | 14 | — | 185 | 105 | — | 82 | — | 54 | 50 | 15 |
| 9 | — | 1 | 3 | — | — | — | — | 2 | — | — | 1 | — | 2 | — | — |
| 8 | — | — | 1 | — | — | 1 | — | 1 | 2 | — | 2 | — | 1 | — | — |
| 4 | — | — | 2 | — | — | 2 | — | — | — | — | — | — | — | — | — |
| 39 | — | — | — | — | — | 1 | — | 35 | 1 | — | 1 | — | 1 | — | — |
| 90 | — | — | — | — | — | — | — | 79 | 3 | — | 2 | — | 2 | 4 | — |
| 2 | — | — | — | — | — | — | — | 2 | — | — | — | — | — | — | — |
| 57 | — | — | 1 | — | — | 1 | — | 22 | 6 | — | 7 | — | 10 | 10 | — |
| 2 | — | — | — | — | — | 1 | — | 1 | — | — | — | — | — | — | — |
| 205 | 2 | 1 | 13 | — | — | 22 | — | 76 | 14 | — | 25 | — | 22 | 27 | 3 |
| 58 | — | 2 | 7 | — | — | 17 | — | 16 | — | — | 6 | — | 5 | 5 | — |
| 5 | — | — | — | — | — | — | — | — | — | — | 1 | — | 1 | 3 | — |
| 56 | 2 | — | 4 | — | — | 5 | — | 18 | 3 | — | 5 | — | 6 | 9 | 2 |
| 10 | — | — | 3 | — | — | 5 | — | 1 | — | — | — | — | — | 1 | — |
| 1,072 | 5 | 20 | 40 | — | — | 52 | — | 423 | 155 | — | 139 | 2 | 100 | 115 | 21 |
| 89 | — | 3 | 15 | — | — | 26 | — | 22 | — | — | 10 | — | 7 | 6 | — |
| 19,266 | 32 | 83 | 769 | 13 | 20 | 2,310 | 7 | 2,658 | 2,204 | 3 | 6,381 | 448 | 1,276 | 2,575 | 487 |
| 1,277 | 5 | 16 | 142 | 5 | 4 | 487 | — | 135 | — | 4 | 299 | 8 | 98 | 48 | 26 |

Crown Court—Ages 17 and under 21

TABLE II(d): PERSONS AGED 17 AND UNDER 21 TRIED
By Offence, Sex

| Offence (1) | Total number for trial (2) | Not tried | | Tried | | | Total for sentence after conviction at magistrates' courts (8) |
|--|-------------------------------|-----------------------|-----------------------|------------------|---|---------------------------|---|
| | | No prosecution (3) | Unfit to plead (4) | Acquitted (5) | Not guilty by reason of insanity (6) | Total found guilty (7) | |
| NON-INDICTABLE OFFENCES | | | | | | | |
| 104 Assault on constable | M F | — | — | — | — | — | 98 7 |
| 165 Prevention of Crime Act | M F | — | — | — | — | — | 58 2 |
| 186 Frequenting | M F | — | — | — | — | — | 60 4 |
| 193 Drug offence | M F | — | — | — | — | — | 45 5 |
| Other | M F | — | — | — | — | — | 193 25 |
| Total non-indictable (other than motoring) offences | M F | — | — | — | — | — | 454 43 |
| <i>Motoring Offences</i> | | | | | | | |
| Reckless or dangerous driving | M F | — | — | — | — | — | 79 — |
| Driving or in charge of a motor vehicle while unfit through drink or drugs | M F | — | — | — | — | — | 98 — |
| Driving while disqualified | M F | — | — | — | — | — | 538 — |
| Other motoring offences | M F | — | — | — | — | — | 1,222 11 |
| Total motoring offences | M F | — | — | — | — | — | 1,937 11 |
| TOTAL NON-INDICTABLE OFFENCES | M F | — | — | — | — | — | 2,391 54 |

Crown Court—Ages 17 and under 21

AND/OR SENTENCED AT THE CROWN COURT
and Result (continued)

| Total for sentence (9) | Sentenced | | | | | | | | | | | | | | |
|---------------------------|----------------------------|----------------------|-------------------------------|---|--|-------------------------|---------------------------|--------------|--------------------------------|--------------------|--------------------------|-----------------------------|----------------------------|----------------------------------|------------------------------|
| | Absolute discharge (10) | Recognizance (11) | Conditional discharge (12) | Hospital order under s. 60 Mental Health Act 1959 (13) | Restriction order under s. 65 Mental Health Act 1959 (14) | Probation order (15) | Supervision order (16) | Fine (17) | Detention centre order (18) | Care order (19) | Borstal training (20) | Returned to borstal (21) | Suspended sentence (22) | Imprisonment (immediate) (23) | Otherwise dealt with (24) |
| — | 2 | — | 1 | — | — | 8 | — | 8 | 16 | — | 33 | 3 | 8 | 10 | 9 |
| — | — | — | 3 | — | 1 | 3 | — | 4 | 7 | — | 3 | — | 1 | 7 | 6 |
| — | — | — | — | — | — | 8 | — | — | — | — | 20 | — | 2 | — | — |
| — | — | — | 3 | 1 | — | 5 | — | 3 | 10 | — | 2 | 1 | 2 | 7 | 5 |
| — | — | — | 1 | — | — | 1 | — | 1 | — | — | 2 | — | — | — | 5 |
| — | — | — | 2 | — | — | 4 | — | 4 | 4 | — | 16 | — | 2 | 8 | 5 |
| — | — | — | 1 | — | — | 1 | — | — | — | — | 3 | — | — | — | — |
| — | 8 | 1 | 8 | — | 2 | 21 | — | 37 | 16 | — | 59 | 2 | 1 | 16 | 22 |
| — | — | — | 2 | — | — | 3 | — | 2 | — | — | 8 | 1 | 2 | 2 | 5 |
| — | 10 | 1 | 17 | 1 | 3 | 46 | — | 56 | 53 | — | 151 | 6 | 15 | 48 | 47 |
| — | — | — | 4 | — | — | 7 | — | 3 | — | — | 18 | 1 | 3 | 2 | 5 |
| — | 6 | — | 2 | — | — | 7 | — | 11 | 9 | — | 20 | 1 | 3 | 10 | 10 |
| — | 3 | — | 2 | — | — | 6 | — | 36 | 8 | — | 24 | — | 2 | 10 | 7 |
| — | — | — | — | — | — | — | — | — | — | — | — | — | — | — | — |
| — | 22 | — | 20 | — | — | 31 | — | 91 | 44 | — | 148 | 6 | 27 | 63 | 86 |
| — | 139 | — | 109 | — | — | 91 | 1 | 519 | 35 | — | 82 | 8 | 5 | 32 | 201 |
| — | 2 | 1 | — | — | — | 3 | — | 2 | — | — | 1 | — | — | 1 | 1 |
| — | 170 | — | 133 | — | — | 135 | 1 | 657 | 96 | — | 274 | 15 | 37 | 115 | 304 |
| — | 2 | 1 | — | — | — | 3 | — | 2 | — | — | 1 | — | — | 1 | 1 |
| — | 180 | 1 | 150 | 1 | 3 | 181 | 1 | 713 | 149 | — | 425 | 21 | 52 | 163 | 351 |
| — | 2 | 1 | 4 | — | — | 10 | — | 5 | — | — | 19 | 1 | 3 | 3 | 6 |

Crown Court—Ages 17 and under 21

TABLE II(d)(i) PERSONS CONVICTED OR SENTENCED AT THE CROWN COURT WHO WERE OTHERWISE DEALT WITH

Number of persons

| Sentence | Convicted or sentenced at the Crown Court | | | | | | | | | |
|---|---|-----------------|------------|-----------|---------------------------------|-------------------|-----------------|---------------------------|---------------------------|-------------------------------|
| | Violence against the person | Sexual offences | Burglary | Robbery | Theft and handling stolen goods | Fraud and forgery | Criminal damage | Other indictable offences | Total indictable offences | Total non-indictable offences |
| | MALES | | | | | | | | | |
| Detained under s.53(1) Children and Young Persons Act 1933 | 3 | — | — | — | — | — | — | — | 3 | — |
| Guardianship order under s.60 Mental Health Act 1959 | — | 1 | — | — | — | — | — | — | 1 | — |
| Community service order | 45 | 6 | 157 | 14 | 111 | 7 | 12 | 13 | 365 | 17 |
| No penalty | 2 | 2 | 1 | 2 | — | — | — | 1 | 8 | 13 |
| Not separately dealt with | — | — | — | — | 2 | — | — | — | 2 | 136 |
| Convicted, sentence postponed | — | — | 3 | — | 1 | — | — | — | 4 | — |
| Bound over at the Crown Court to come up for judgement if called upon | 7 | 1 | 16 | 2 | 12 | 1 | 2 | 3 | 44 | 1 |
| One day's imprisonment | 6 | 2 | 20 | — | 23 | — | 4 | 4 | 59 | 184 |
| Other | — | — | 1 | — | — | — | — | — | 1 | — |
| Total | 63 | 12 | 198 | 18 | 149 | 8 | 18 | 21 | 487 | 351 |
| FEMALES | | | | | | | | | | |
| Detained under s.53(1) Children and Young Persons Act 1933 | — | — | — | — | — | — | — | — | — | — |
| Guardianship order under s.60 Mental Health Act 1959 | — | — | — | — | — | — | — | — | — | — |
| Community service order | 1 | — | 5 | — | 6 | — | 1 | — | 13 | 1 |
| No penalty | — | — | — | — | 3 | — | — | — | 3 | — |
| Not separately dealt with | — | — | — | — | — | — | — | — | — | — |
| Convicted, sentence postponed | 1 | — | — | 1 | — | — | — | — | 2 | — |
| Bound over at the Crown Court to come up for judgement if called upon | 1 | — | 1 | — | 1 | — | — | — | 3 | — |
| One day's imprisonment | 1 | — | 1 | — | 2 | — | 1 | — | 5 | 5 |
| Other | — | — | — | — | — | — | — | — | — | — |
| Total | 4 | — | 7 | 1 | 12 | — | 2 | — | 26 | 6 |

TABLE II(d)(ii) SUSPENDED SENTENCE

Number of persons

| Period of sentence | Suspended for 1 year | | | | Suspended over 1 year and up to 2 years | |
|--------------------------------|---|----------|---|-----------|---|---------|
| | Convicted or sentenced at the Crown Court | | Convicted or sentenced at the Crown Court | | Males | Females |
| | Males | Females | Males | Females | | |
| Up to 6 months | 102 | 9 | 1,007 | 82 | | |
| Over 6 months and up to 1 year | 2 | — | 34 | 5 | | |
| Over 1 year and up to 2 years | 3 | — | 180 | 5 | | |
| Total | 107 | 9 | 1,221 | 92 | | |

Crown Court—Ages 17 and under 21

TABLE II(d)(iii) PERSONS RECEIVING SENTENCES OR ORDERS INTRODUCED BY THE CRIMINAL JUSTICE ACT 1972

Number of persons

| Sex and type of offence | Sentence or order | | |
|--------------------------------------|--|---|-------------------------|
| | Probation with Day Training Centre order | Suspended sentence with Supervision order | Community service order |
| MALES | | | |
| Violence against the person | — | 9 | 45 |
| Sexual offences | — | 1 | 6 |
| Burglary | 6 | 60 | 157 |
| Robbery | — | 2 | 14 |
| Theft and handling stolen goods | 2 | 24 | 111 |
| Fraud and forgery | — | 1 | 7 |
| Criminal damage | — | — | 12 |
| Other indictable offences | — | 3 | 13 |
| Total indictable offences | 8 | 100 | 365 |
| Total non-indictable offences | 1 | — | 17 |
| FEMALES | | | |
| Violence against the person | — | 2 | 1 |
| Sexual offences | — | — | — |
| Burglary | — | — | 5 |
| Robbery | — | 1 | — |
| Theft and handling stolen goods | — | 1 | 6 |
| Fraud and forgery | 1 | 2 | — |
| Criminal damage | — | — | 1 |
| Other indictable offences | — | — | — |
| Total indictable offences | 1 | 6 | 13 |
| Total non-indictable offences | — | — | 1 |

TABLE II(e): PERSONS AGED 21 AND OVER TRIED
By Offence, Sex

| Offence (1) | Total number for trial (2) | Not tried | | Tried | | | Total for sentence after conviction at magistrates' courts (8) | |
|--|-------------------------------|-----------------------|-----------------------|------------------|---|---------------------------|---|-----------|
| | | No prosecution (3) | Unfit to plead (4) | Acquitted (5) | Not guilty by reason of insanity (6) | Total found guilty (7) | | |
| INDICTABLE OFFENCES | | | | | | | | |
| VIOLENCE AGAINST THE PERSON | | | | | | | | |
| 1 Murder | M F | 107 8 | 2 — | 1 3 | 19 — | 1 5 | 84 — | |
| 2 Attempted murder | M F | 54 5 | — — | — — | 16 2 | — 3 | 38 — | |
| 3 Threat or conspiracy to murder | M F | 31 7 | 1 — | — — | 4 1 | — — | 26 6 | |
| 4 Manslaughter: Manslaughter under s. 2 Homicide Act 1957 | M F | 46 17 | — — | — — | — — | 46 17 | — — | |
| Other manslaughter | M F | 148 25 | — — | — — | 21 5 | 127 20 | — — | |
| 4A Infanticide | F | 5 | — | — | — | 5 | — | |
| 4B Child destruction | M F | — — | — — | — — | — — | — — | — — | |
| 4C Causing death by dangerous driving | M F | 457 17 | 1 — | — — | 83 4 | 373 13 | — — | |
| 5 Wounding or other act endangering life | M F | 965 84 | 7 4 | 2 1 | 260 17 | 3 62 | 5 — | |
| 6 Endangering railway passenger | M F | 2 — | — — | — — | — — | 2 — | — — | |
| 7 Endangering life at sea | M F | 1 — | — — | — — | — — | 1 — | — — | |
| 8 Other wounding, etc. | M F | 4,272 287 | 68 13 | 5 — | 974 66 | 3,225 208 | 240 12 | |
| 9 Assault | M F | 274 18 | 3 — | 1 — | 6 — | 264 18 | — 1 | |
| 10 Intimidation | M F | — — | — — | — — | — — | — — | — — | |
| 11 Cruelty to a child, etc. | M F | 18 16 | — — | — — | 2 3 | 16 13 | — — | |
| 12 Abandoning child aged under two years | M F | — — | — — | — — | — — | — — | — — | |
| 13 Child stealing | M F | 7 7 | — — | 1 1 | 2 — | 4 5 | — — | |
| 14 Procuring illegal abortion | M F | 2 — | 1 — | — — | — — | 1 — | — — | |
| 15 Concealment of birth | M F | — — | — — | — — | — — | — — | — — | |
| Sub-total | M F | 6,384 496 | 83 17 | 10 5 | 1,387 98 | 4 1 | 4,900 375 | 245 13 |

AND/OR SENTENCED AT THE CROWN COURT
and Result—England and Wales 1975

Number of persons

| Total for sentence (9) | Sentenced | | | | | | | | | | |
|---------------------------|----------------------------|----------------------|-------------------------------|---|--|-------------------------|--------------|-----------------------------|----------------------------|----------------------------------|------------------------------|
| | Absolute discharge (10) | Recognizance (11) | Conditional discharge (12) | Hospital order under s. 60 Mental Health Act 1959 (13) | Restriction order under s. 65 Mental Health Act 1959 (14) | Probation order (15) | Fine (16) | Returned to borstal (17) | Suspended sentence (18) | Imprisonment (immediate) (19) | Otherwise dealt with (20) |
| 84 | — | — | — | — | — | — | — | — | — | 84 | — |
| 5 | — | — | — | — | — | — | — | — | — | 5 | — |
| 38 | — | 1 | — | 1 | 3 | 4 | — | — | 1 | 28 | — |
| 3 | — | — | — | — | — | 2 | — | — | 1 | — | — |
| 26 | — | — | 8 | — | — | 6 | — | — | 6 | — | — |
| 6 | — | — | — | 1 | — | 2 | — | — | 3 | — | — |
| 46 | — | — | — | 2 | 12 | 5 | — | — | 1 | 26 | — |
| 17 | — | — | — | 5 | 5 | 3 | — | — | — | 4 | — |
| 127 | — | — | 2 | — | 1 | 4 | — | — | 13 | 106 | 1 |
| 20 | — | — | 1 | — | 1 | 6 | — | — | 3 | 9 | — |
| 5 | — | 1 | — | 1 | — | 2 | — | — | — | 1 | — |
| 373 | 3 | — | — | — | — | — | 286 | — | — | — | — |
| 13 | — | — | — | — | — | — | 12 | — | 32 | 51 | 1 |
| 698 | 1 | 15 | 4 | 8 | 20 | 20 | 14 | — | 147 | 461 | 8 |
| 62 | 2 | 1 | — | 3 | 1 | 21 | 1 | — | 25 | 8 | — |
| 2 | — | — | — | — | — | — | 2 | — | — | — | — |
| 1 | — | — | — | — | — | — | — | — | — | 1 | — |
| 3,465 | 5 | 81 | 137 | 28 | 17 | 120 | 562 | — | 995 | 1,459 | 61 |
| 220 | — | 13 | 32 | 3 | 3 | 47 | 27 | — | 61 | 33 | 1 |
| 264 | — | 19 | 34 | — | 1 | 13 | 96 | — | 48 | 47 | 6 |
| 19 | — | 1 | 6 | — | — | 2 | 8 | — | 2 | — | — |
| 16 | — | 3 | 1 | — | — | 1 | — | — | — | 6 | — |
| 13 | — | — | — | — | — | 8 | — | — | 4 | 1 | — |
| 4 | — | — | 1 | — | 1 | — | — | — | — | 2 | — |
| 5 | — | — | — | 2 | 1 | 1 | — | — | — | 1 | — |
| 1 | — | — | — | — | — | — | — | — | 1 | — | — |
| 5,145 | 9 | 119 | 187 | 39 | 55 | 173 | 960 | — | 1,249 | 2,277 | 77 |
| 388 | 2 | 16 | 39 | 15 | 11 | 94 | 48 | — | 99 | 63 | 1 |

TABLE II(e): PERSONS AGED 21 AND OVER TRIED
By Offence, Sex

| Offence (1) | Total number for trial (2) | Not tried | | Tried | | | Total for sentence after conviction at magistrates' courts (8) |
|--|-------------------------------|-----------------------|-----------------------|------------------|---|---------------------------|---|
| | | No prosecution (3) | Unfit to plead (4) | Acquitted (5) | Not guilty by reason of insanity (6) | Total found guilty (7) | |
| SEXUAL OFFENCES | | | | | | | |
| 16 Buggery | M 211 | 1 | — | 16 | — | 194 | 2 |
| | F 1 | — | — | 1 | — | — | — |
| 17 Attempt to commit buggery, etc. | M 253 | 2 | 3 | 46 | — | 202 | 30 |
| | F 2 | — | — | 1 | — | 1 | — |
| 18 Indecency between males | M 137 | 1 | — | 33 | — | 103 | 4 |
| 19 Rape | M 276 | 1 | — | 66 | — | 209 | — |
| | F — | — | — | — | — | — | — |
| 20 Indecent assault on a female | M 489 | 6 | — | 101 | — | 382 | 35 |
| | F 4 | — | — | 1 | — | 3 | — |
| 21 Unlawful sexual intercourse with girl under 13 | M 90 | — | — | 5 | — | 85 | — |
| | F — | — | — | — | — | — | — |
| 22 Unlawful sexual intercourse with girl under 16 | M 396 | 1 | — | 19 | — | 376 | — |
| | F 1 | — | — | — | — | 1 | — |
| 23 Incest | M 154 | 1 | — | 7 | — | 146 | — |
| | F 9 | 1 | — | 1 | — | 7 | — |
| 24 Procuration | M 93 | 1 | — | 9 | — | 83 | 1 |
| | F 12 | 1 | — | 5 | — | 6 | — |
| 25 Abduction | M 31 | — | — | 2 | — | 29 | — |
| | F 1 | — | — | — | — | 1 | — |
| 26 Bigamy | M 18 | — | — | — | — | 18 | 1 |
| | F — | — | — | — | — | — | — |
| 74 Gross indecency with child | M 56 | 1 | — | 9 | — | 46 | 3 |
| | F 3 | — | — | — | — | 3 | — |
| Sub-total | M 2,204 | 15 | 3 | 313 | — | 1,873 | 76 |
| | F 33 | 2 | — | 9 | — | 22 | — |
| BURGLARY | | | | | | | |
| 28 Burglary in a dwelling | M 4,374 | 23 | — | 267 | — | 4,084 | 301 |
| | F 152 | — | — | 20 | — | 132 | 4 |
| 29 Aggravated burglary in a dwelling | M 76 | — | — | 7 | — | 69 | — |
| | F 1 | — | — | 1 | — | — | — |
| 30 Burglary in a building other than a dwelling | M 3,836 | 23 | — | 296 | — | 3,517 | 935 |
| | F 81 | 1 | — | 19 | — | 61 | 9 |
| 31 Aggravated burglary in a building other than a dwelling | M 30 | — | — | — | — | 30 | — |
| | F — | — | — | — | — | — | — |
| 33 Going equipped for stealing, etc. | M 162 | 3 | — | 42 | — | 117 | 41 |
| | F 6 | — | — | 2 | — | 4 | 2 |
| Sub-total | M 8,478 | 49 | — | 612 | — | 7,817 | 1,277 |
| | F 240 | 1 | — | 42 | — | 197 | 15 |

AND/OR SENTENCED AT THE CROWN COURT
and Result (continued)

Number of persons

| Total for sentence (9) | Sentenced | | | | | | | | | | |
|---------------------------|----------------------------|----------------------|-------------------------------|---|--|-------------------------|--------------|-----------------------------|----------------------------|----------------------------------|------------------------------|
| | Absolute discharge (10) | Recognizance (11) | Conditional discharge (12) | Hospital order under s. 60 Mental Health Act 1959 (13) | Restriction order under s. 65 Mental Health Act 1959 (14) | Probation order (15) | Fine (16) | Returned to borstal (17) | Suspended sentence (18) | Imprisonment (immediate) (19) | Otherwise dealt with (20) |
| 196 | — | 1 | 5 | 3 | 5 | 13 | 13 | — | 37 | 119 | — |
| 232 | — | 2 | 6 | 8 | 3 | 35 | 17 | — | 42 | 118 | 1 |
| 107 | — | — | 11 | — | — | 16 | 35 | — | 26 | 19 | — |
| 209 | — | — | 2 | — | 3 | 2 | 1 | — | 15 | 186 | — |
| 417 | 1 | — | 11 | 4 | 7 | 41 | 37 | — | 92 | 224 | — |
| 3 | — | — | — | — | — | 2 | — | — | — | 1 | — |
| 85 | — | — | 6 | — | 1 | 4 | 3 | — | 23 | 47 | 1 |
| 376 | — | — | 46 | — | — | 37 | 108 | — | 98 | 79 | 8 |
| 146 | — | — | 1 | 1 | — | 7 | — | — | 19 | 117 | 1 |
| 7 | — | — | 1 | — | — | 2 | — | — | 3 | 1 | — |
| 84 | — | — | 1 | — | — | 2 | 5 | — | 11 | 65 | — |
| 6 | — | — | — | — | — | 3 | — | — | 1 | 2 | — |
| 29 | — | — | — | — | — | 3 | 1 | — | 10 | 14 | 1 |
| 1 | — | — | — | — | — | — | — | — | 1 | — | — |
| 19 | — | — | 3 | — | — | 1 | 2 | — | 6 | 7 | — |
| 49 | 1 | — | 2 | 1 | — | 13 | 3 | — | 7 | 21 | 1 |
| 3 | — | — | — | — | — | 2 | — | — | — | 1 | — |
| 1,949 | 2 | 3 | 94 | 17 | 19 | 174 | 225 | — | 386 | 1,016 | 13 |
| 22 | — | — | 2 | — | — | 9 | — | — | 6 | 5 | — |
| 4,385 | 10 | 8 | 103 | 9 | 2 | 411 | 192 | 8 | 1,050 | 2,512 | 80 |
| 136 | 1 | 1 | 11 | 1 | — | 52 | 4 | — | 28 | 37 | 1 |
| 69 | 2 | — | — | 2 | — | 1 | — | — | 12 | 52 | — |
| 4,452 | 4 | 2 | 68 | 7 | 3 | 338 | 208 | 4 | 1,159 | 2,580 | 79 |
| 70 | — | — | 6 | — | — | 15 | 3 | — | 22 | 21 | 3 |
| 30 | — | — | — | — | — | 1 | 1 | — | 5 | 21 | 2 |
| 158 | — | 1 | 14 | 1 | — | 7 | 8 | — | 46 | 80 | 1 |
| 6 | — | — | 1 | — | — | — | 2 | — | 1 | 2 | — |
| 9,094 | 16 | 11 | 185 | 19 | 5 | 758 | 409 | 12 | 2,272 | 5,245 | 162 |
| 212 | 1 | 1 | 18 | 1 | — | 67 | 9 | — | 51 | 60 | 4 |

TABLE II(e): PERSONS AGED 21 AND OVER TRIED
By Offence, Sex

| Offence (1) | Total number for trial (2) | Not tried | | Tried | | | Total for sentence after conviction at magistrates' courts (8) |
|---|-------------------------------|-----------------------|-----------------------|------------------|---|---------------------------|---|
| | | No prosecution (3) | Unfit to plead (4) | Acquitted (5) | Not guilty by reason of insanity (6) | Total found guilty (7) | |
| ROBBERY | | | | | | | |
| 34 Robbery | M 1,323 | 4 | 1 | 168 | — | 1,150 | 1 |
| | F 64 | — | — | 10 | — | 54 | — |
| Sub-total | M 1,323 | 4 | 1 | 168 | — | 1,150 | 1 |
| | F 64 | — | — | 10 | — | 54 | — |
| THEFT AND HANDLING STOLEN GOODS | | | | | | | |
| 39 Theft from the person of another | M 143 | 1 | — | 35 | — | 107 | 45 |
| | F 17 | — | — | 3 | — | 14 | 2 |
| 40 Theft in a dwelling other than from automatic machine or meter | M 214 | 4 | — | 39 | — | 171 | 66 |
| | F 39 | 1 | — | 13 | — | 25 | 8 |
| 41 Theft by an employee | M 1,510 | 5 | — | 335 | — | 1,170 | 108 |
| | F 170 | — | — | 54 | — | 116 | 10 |
| 42 Theft or unauthorised taking from mail | M 37 | — | — | 1 | — | 36 | 7 |
| | F 4 | — | — | 1 | — | 3 | — |
| 44 Theft of pedal cycle | M 16 | — | — | 3 | — | 13 | 6 |
| | F 2 | 1 | — | — | — | 1 | — |
| 45 Theft from vehicle | M 382 | 2 | — | 50 | — | 330 | 155 |
| | F 7 | — | — | 2 | — | 5 | 1 |
| 46 Shoplifting | M 1,100 | 13 | 1 | 321 | — | 765 | 346 |
| | F 983 | 16 | — | 363 | — | 604 | 78 |
| 47 Theft from automatic machine or meter | M 72 | — | — | 11 | — | 61 | 57 |
| | F 13 | — | — | 5 | — | 8 | 1 |
| 48 Theft or unauthorised taking of motor vehicle | M 1,456 | 10 | — | 269 | — | 1,177 | 796 |
| | F 32 | — | — | 10 | — | 22 | 7 |
| 49 Other theft or unauthorised taking | M 3,551 | 23 | 2 | 964 | — | 2,562 | 740 |
| | F 322 | 6 | 1 | 123 | — | 192 | 41 |
| 54 Handling stolen goods | M 3,922 | 21 | — | 821 | — | 3,080 | 211 |
| | F 416 | 2 | — | 117 | — | 297 | 16 |
| Sub-total | M 12,403 | 79 | 3 | 2,849 | — | 9,472 | 2,537 |
| | F 2,005 | 26 | 1 | 691 | — | 1,287 | 164 |
| FRAUD AND FORGERY | | | | | | | |
| 51 Fraud by company director, etc. | M 20 | — | — | 3 | — | 17 | — |
| | F 3 | — | — | 2 | — | 1 | — |
| 52 False accounting | M 161 | 1 | — | 37 | — | 123 | 5 |
| | F 22 | — | — | 3 | — | 19 | — |

AND/OR SENTENCED AT THE CROWN COURT
and Result (continued)

Number of persons

| Total for sentence (9) | Sentenced | | | | | | | | | | |
|---------------------------|----------------------------|----------------------|-------------------------------|--|--|-------------------------|--------------|-----------------------------|----------------------------|----------------------------------|------------------------------|
| | Absolute discharge (10) | Recognizance (11) | Conditional discharge (12) | Hospital order under s.60 Mental Health Act 1959 (13) | Restriction order under s. 65 Mental Health Act 1959 (14) | Probation order (15) | Fine (16) | Returned to borstal (17) | Suspended sentence (18) | Imprisonment (immediate) (19) | Otherwise dealt with (20) |
| 1,151 | 2 | 1 | 3 | 3 | 1 | 18 | 7 | — | 134 | 979 | 3 |
| 54 | — | — | — | 1 | — | 7 | — | — | 13 | 33 | — |
| 1,151 | 2 | 1 | 3 | 3 | 1 | 18 | 7 | — | 134 | 979 | 3 |
| 54 | — | — | — | 1 | — | 7 | — | — | 13 | 33 | — |
| 152 | — | 1 | 2 | — | — | 6 | 15 | — | 36 | 89 | 3 |
| 16 | — | — | — | — | — | 4 | 2 | — | 6 | 4 | — |
| 237 | — | 1 | 13 | 2 | — | 23 | 24 | 1 | 65 | 102 | 6 |
| 33 | — | — | 5 | — | — | 10 | 5 | — | 5 | 8 | — |
| 1,278 | 5 | — | 52 | — | — | 38 | 199 | — | 459 | 508 | 17 |
| 126 | — | — | 7 | 1 | — | 19 | 27 | — | 45 | 25 | 2 |
| 43 | — | 1 | 1 | 1 | — | 1 | — | — | 13 | 26 | — |
| 3 | — | — | — | — | — | — | 1 | — | 1 | 1 | — |
| 19 | — | — | 1 | — | — | 4 | 3 | — | 5 | 4 | 2 |
| 1 | — | — | 1 | — | — | — | — | — | — | — | — |
| 485 | — | — | 20 | 3 | 1 | 33 | 64 | 1 | 121 | 236 | 6 |
| 6 | — | — | — | — | — | 1 | 2 | — | 1 | 1 | — |
| 1,111 | 1 | 4 | 66 | 10 | — | 114 | 235 | 1 | 208 | 461 | 11 |
| 682 | 3 | 4 | 101 | 3 | — | 106 | 242 | — | 130 | 87 | 6 |
| 118 | — | — | 9 | 2 | — | 17 | 18 | — | 25 | 44 | 3 |
| 9 | 1 | — | — | — | — | 4 | 1 | — | 2 | 1 | — |
| 1,973 | 5 | 1 | 48 | 4 | — | 118 | 232 | 1 | 418 | 1,104 | 42 |
| 29 | — | — | 5 | — | — | 8 | 2 | — | 7 | 7 | — |
| 3,302 | 10 | 6 | 142 | 3 | 1 | 206 | 539 | 2 | 894 | 1,447 | 52 |
| 233 | 2 | — | 36 | 1 | — | 42 | 36 | — | 59 | 52 | 5 |
| 3,291 | 11 | 3 | 153 | 1 | — | 135 | 873 | — | 974 | 1,096 | 40 |
| 313 | 6 | — | 80 | 1 | — | 69 | 51 | — | 74 | 29 | 3 |
| 12,009 | 32 | 17 | 512 | 26 | 2 | 695 | 2,202 | 6 | 3,218 | 5,117 | 182 |
| 1,451 | 12 | 4 | 235 | 6 | — | 263 | 369 | — | 330 | 215 | 17 |
| 17 | 1 | — | — | — | — | — | 2 | — | 11 | 3 | — |
| 1 | — | — | — | — | — | — | — | — | 1 | — | — |
| 128 | — | — | 5 | — | — | 1 | 36 | — | 59 | 27 | — |
| 19 | 1 | — | 4 | — | — | 1 | 5 | — | 6 | 2 | — |

TABLE II(e): PERSONS AGED 21 AND OVER TRIED
By Offence, Sex

| Offence (1) | Total number for trial (2) | Not tried | | Tried | | | Total for sentence after conviction at magistrates' courts (8) |
|---|-------------------------------|-----------------------|-----------------------|------------------|---|---------------------------|---|
| | | No prosecution (3) | Unfit to plead (4) | Acquitted (5) | Not guilty by reason of insanity (6) | Total found guilty (7) | |
| 53 Other fraud M | 2,021 | 16 | — | 352 | 1 | 1,652 | 336 |
| F | 250 | 4 | — | 59 | — | 187 | 31 |
| 55 Bankruptcy offence M | 45 | — | — | 3 | — | 42 | — |
| F | 2 | — | — | 1 | — | 1 | — |
| 60 Forgery and uttering drug prescription M | 22 | — | — | 1 | — | 21 | 12 |
| F | 5 | — | — | 1 | — | 4 | 2 |
| 61 Other forgery and uttering M | 866 | 6 | — | 77 | — | 783 | 97 |
| F | 134 | 2 | — | 5 | — | 127 | 19 |
| Sub-total M | 3,135 | 23 | — | 473 | 1 | 2,638 | 450 |
| F | 416 | 6 | — | 71 | — | 339 | 52 |
| CRIMINAL DAMAGE | | | | | | | |
| 56 Arson M | 380 | 2 | 2 | 23 | 1 | 352 | 16 |
| F | 56 | — | — | 3 | — | 53 | — |
| 57 Criminal damage endangering life M | 14 | — | — | 1 | — | 13 | — |
| F | 1 | — | — | — | — | 1 | — |
| 58 Other criminal damage M | 922 | 22 | 1 | 216 | — | 683 | 213 |
| F | 60 | 2 | — | 11 | — | 47 | 12 |
| 59 Threat, etc. to commit criminal M | 49 | 1 | — | 8 | — | 40 | 6 |
| F | 8 | — | — | 2 | — | 6 | — |
| Sub-total M | 1,365 | 25 | 3 | 248 | 1 | 1,088 | 235 |
| F | 125 | 2 | — | 16 | — | 107 | 12 |
| OTHER INDICTABLE OFFENCES | | | | | | | |
| 35 Blackmail M | 139 | 1 | — | 32 | — | 106 | — |
| F | 10 | — | — | 3 | — | 7 | — |
| 62 High treason M | — | — | — | — | — | — | — |
| F | — | — | — | — | — | — | — |
| 63 Treason felony M | — | — | — | — | — | — | — |
| F | — | — | — | — | — | — | — |

AND/OR SENTENCED AT THE CROWN COURT
and Result (continued)

Number of persons

| Total for sentence (9) | Sentenced | | | | | | | | | | |
|----------------------------------|----------------------------|----------------------|-------------------------------|--|--|-------------------------|--------------|------------------------------|----------------------------|----------------------------------|------------------------------|
| | Absolute discharge (10) | Recognizance (11) | Conditional discharge (12) | Hospital order under s. 60 Mental Health Act 1959 (13) | Restriction order under s. 65 Mental Health Act 1959 (14) | Probation order (15) | Fine (16) | Returned to hospital (17) | Suspended sentence (18) | Imprisonment (immediate) (19) | Otherwise dealt with (20) |
| 1,988 | 3 | 4 | 71 | 7 | — | 91 | 250 | — | 634 | 903 | 25 |
| 218 | — | 1 | 22 | 2 | — | 38 | 28 | — | 84 | 40 | 3 |
| 42 | — | — | 6 | — | — | — | 5 | — | 23 | 8 | — |
| 1 | — | — | — | — | — | — | — | — | — | 1 | — |
| 33 | — | — | 1 | — | — | 3 | — | — | 8 | 21 | — |
| 6 | — | — | 2 | — | — | 2 | — | — | 1 | 1 | — |
| 880 | 2 | — | 31 | 3 | — | 49 | 79 | — | 261 | 444 | 11 |
| 146 | 1 | — | 21 | — | — | 20 | 9 | — | 51 | 43 | 1 |
| 3,088 | 6 | 4 | 114 | 10 | — | 144 | 372 | — | 996 | 1,406 | 36 |
| 391 | 2 | 1 | 49 | 2 | — | 61 | 42 | — | 143 | 87 | 4 |
| CRIMINAL DAMAGE | | | | | | | | | | | |
| 368 | 1 | — | 4 | 18 | 15 | 46 | 5 | — | 65 | 205 | 9 |
| 53 | 1 | — | 3 | 3 | 7 | 18 | — | — | 9 | 11 | 1 |
| 13 | — | — | — | — | — | 1 | 7 | — | 2 | 2 | 1 |
| 1 | — | — | — | — | — | 1 | — | — | — | — | — |
| 896 | 9 | 22 | 98 | 15 | 6 | 78 | 250 | — | 149 | 244 | 25 |
| 59 | 2 | 3 | 11 | 3 | — | 15 | 8 | — | 6 | 11 | — |
| 46 | — | 2 | 2 | 2 | — | 3 | 1 | — | 9 | 27 | — |
| 6 | — | — | — | — | — | 2 | — | — | 1 | 3 | — |
| 1,323 | 10 | 24 | 104 | 35 | 21 | 128 | 263 | — | 225 | 478 | 35 |
| 119 | 3 | 3 | 14 | 6 | 7 | 36 | 8 | — | 16 | 25 | 1 |
| OTHER INDICTABLE OFFENCES | | | | | | | | | | | |
| 106 | — | 1 | 1 | — | — | 2 | 4 | — | 22 | 73 | 3 |
| 7 | — | — | 1 | — | — | — | 1 | — | 2 | 3 | — |
| — | — | — | — | — | — | — | — | — | — | — | — |
| — | — | — | — | — | — | — | — | — | — | — | — |
| — | — | — | — | — | — | — | — | — | — | — | — |

TABLE II(e): PERSONS AGED 21 AND OVER TRIED
By Offence, Sex

| Offence | | Total number for trial | Not tried | | Tried | | | Total for sentence after conviction at magistrates' courts |
|---------|---|------------------------|----------------|----------------|-----------|----------------------------------|--------------------|--|
| | | | No prosecution | Unfit to plead | Acquitted | Not guilty by reason of insanity | Total found guilty | |
| (1) | | (2) | (3) | (4) | (5) | (6) | (7) | (8) |
| 64 | Riot | M 17 | — | — | 2 | — | 15 | — |
| | | F — | — | — | — | — | — | — |
| 65 | Unlawful assembly | M 9 | — | — | 1 | — | 8 | — |
| | | F — | — | — | — | — | — | — |
| 66 | Other offence against the State or public order | M 595 | 14 | — | 105 | — | 476 | — |
| | | F 29 | 2 | — | 4 | — | 23 | — |
| 67 | Perjury | M 97 | 1 | — | 15 | — | 81 | — |
| | | F 10 | — | — | — | — | 10 | — |
| 68 | Libel | M — | — | — | — | — | — | — |
| | | F — | — | — | — | — | — | — |
| 70 | Reckless or dangerous driving | M 417 | 7 | — | 109 | — | 301 | — |
| | | F 6 | — | — | — | — | 6 | 1 |
| 71 | Driving while unfit through drink or drugs | M 2,287 | 6 | — | 473 | — | 1,808 | 1 |
| | | F 48 | — | — | 7 | — | 41 | — |
| 72 | Other motoring offence | M 443 | 1 | — | 32 | — | 410 | — |
| | | F 14 | — | — | 3 | — | 11 | — |
| 75 | Betting or gaming offence | M 4 | — | — | — | — | 4 | — |
| | | F — | — | — | — | — | — | — |
| 76 | Aiding suicide | M 1 | — | — | — | — | 1 | — |
| | | F 1 | — | — | 1 | — | — | — |
| 77 | Drug offence | M 1,187 | 7 | — | 175 | — | 1,005 | 14 |
| | | F 185 | — | — | 36 | — | 149 | 1 |
| 78 | Immigration offence | M 33 | — | — | 7 | — | 26 | — |
| | | F 2 | — | — | 2 | — | — | — |
| 99 | Other indictable offence | M 674 | 7 | — | 120 | — | 547 | 20 |
| | | F 56 | — | — | 15 | — | 41 | 3 |
| | Sub-total | M 5,903 | 44 | — | 1,071 | — | 4,788 | 35 |
| | | F 361 | 2 | — | 71 | — | 288 | 5 |
| | TOTAL INDICTABLE OFFENCES | M 41,195 | 322 | 20 | 7,121 | 6 | 33,726 | 4,856 |
| | | F 3,740 | 56 | 6 | 1,008 | 1 | 2,669 | 261 |

AND/OR SENTENCED AT THE CROWN COURT
and Result (continued)

Number of persons

| Total for sentence | Sentenced | | | | | | | | | | |
|--------------------|--------------------|--------------|-----------------------|--|---|-----------------|-------|---------------------|--------------------|--------------------------|----------------------|
| | Absolute discharge | Recognizance | Conditional discharge | Hospital order under s.60 Mental Health Act 1959 | Restriction order under s.65 Mental Health Act 1959 | Probation order | Fine | Returned to borstal | Suspended sentence | Imprisonment (immediate) | Otherwise dealt with |
| (9) | (10) | (11) | (12) | (13) | (14) | (15) | (16) | (17) | (18) | (19) | (20) |
| 15 | — | — | — | — | — | — | — | — | 4 | 11 | — |
| 8 | — | — | — | — | — | — | 3 | — | 4 | 1 | — |
| 476 | — | 25 | 18 | 1 | — | 6 | 131 | — | 140 | 154 | 1 |
| 23 | — | — | 7 | — | — | — | 2 | — | 9 | — | 1 |
| 81 | — | — | 1 | 1 | — | 3 | 15 | — | 34 | 31 | — |
| 10 | — | — | 2 | — | — | — | — | — | 6 | 2 | — |
| 301 | — | — | — | — | — | — | — | — | — | — | — |
| 7 | — | — | — | — | — | — | 6 | — | 30 | 32 | 2 |
| 1,809 | 5 | — | 7 | — | — | 9 | 1,585 | — | 103 | 93 | 7 |
| 41 | 1 | — | 1 | — | — | — | 36 | — | 2 | — | 1 |
| 410 | 3 | — | 13 | 1 | — | 9 | 89 | — | 144 | 140 | 11 |
| 11 | — | — | 3 | — | — | — | 4 | — | 3 | — | — |
| 4 | 1 | — | — | — | — | — | 3 | — | — | — | — |
| 1 | — | — | — | — | — | — | — | — | — | — | — |
| 1 | — | — | — | — | — | 1 | — | — | — | — | — |
| 1,019 | 3 | 3 | 24 | 1 | — | 48 | 210 | 1 | 197 | 519 | 13 |
| 150 | 3 | 1 | 20 | — | — | 15 | 22 | — | 42 | 47 | — |
| 26 | — | — | — | — | — | — | 1 | — | — | 25 | — |
| 567 | 8 | 2 | 45 | — | — | 14 | 190 | — | 138 | 168 | 2 |
| 44 | 1 | 2 | 10 | — | — | 4 | 11 | — | 13 | 3 | — |
| 4,823 | 20 | 31 | 109 | 3 | — | 89 | 2,468 | 1 | 816 | 1,247 | 39 |
| 293 | 5 | 3 | 44 | 1 | — | 23 | 82 | — | 77 | 56 | 2 |
| 38,582 | 97 | 210 | 1,308 | 152 | 103 | 2,179 | 6,906 | 19 | 9,296 | 17,765 | 547 |
| 2,930 | 25 | 28 | 401 | 32 | 18 | 560 | 558 | — | 735 | 544 | 29 |

TABLE II(e): PERSONS AGED 21 AND OVER TRIED
By Offence, Sex

| Offence (1) | Total number for trial (2) | Not tried | | Tried | | | Total for sentence after conviction at magistrates' courts (8) |
|--|-------------------------------|-----------------------|-----------------------|------------------|---|---------------------------|---|
| | | No prosecution (3) | Unfit to plead (4) | Acquitted (5) | Not guilty by reason of insanity (6) | Total found guilty (7) | |
| NON-INDICTABLE OFFENCES | | | | | | | |
| 104 Assault on constable | M | — | — | — | — | — | 70 |
| | F | — | — | — | — | — | 4 |
| 165 Prevention of Crime Act | M | — | — | — | — | — | 29 |
| | F | — | — | — | — | — | 4 |
| 186 Frequenting | M | — | — | — | — | — | 26 |
| | F | — | — | — | — | — | 1 |
| 193 Drug offence | M | — | — | — | — | — | 77 |
| | F | — | — | — | — | — | 3 |
| Other non-indictable offences (excluding motoring) | M | — | — | — | — | — | 172 |
| | F | — | — | — | — | — | 21 |
| Total non-indictable (other than motoring) offences | M | — | — | — | — | — | 374 |
| | F | — | — | — | — | — | 33 |
| <i>Motoring offences</i> | | | | | | | |
| Reckless or dangerous driving | M | — | — | — | — | — | 54 |
| | F | — | — | — | — | — | — |
| Driving or in charge of a motor vehicle while unfit through drink or drugs | M | — | — | — | — | — | 151 |
| | F | — | — | — | — | — | 2 |
| Driving while disqualified | M | — | — | — | — | — | 407 |
| | F | — | — | — | — | — | 3 |
| Other motoring offences | M | — | — | — | — | — | 491 |
| | F | — | — | — | — | — | 4 |
| Total motoring offences | M | — | — | — | — | — | 1,103 |
| | F | — | — | — | — | — | 9 |
| TOTAL NON-INDICTABLE OFFENCES | M | — | — | — | — | — | 1,477 |
| | F | — | — | — | — | — | 42 |

AND/OR SENTENCED AT THE CROWN COURT
and Result (continued)

Number of persons

| Total for sentence (9) | Sentenced | | | | | | | | | | |
|---------------------------|----------------------------|----------------------|-------------------------------|---|---|-------------------------|--------------|-----------------------------|----------------------------|----------------------------------|------------------------------|
| | Absolute discharge (10) | Recognizance (11) | Conditional discharge (12) | Hospital order under s.60 Mental Health Act 1959 (13) | Restriction order under s.65 Mental Health Act 1959 (14) | Probation order (15) | Fine (16) | Returned to borstal (17) | Suspended sentence (18) | Imprisonment (immediate) (19) | Otherwise dealt with (20) |
| — | — | — | — | 2 | 2 | 5 | 7 | — | 15 | 41 | — |
| — | — | — | — | 1 | — | 1 | — | — | — | 3 | — |
| — | — | — | 1 | — | — | — | 4 | — | 4 | 17 | 2 |
| — | — | — | — | 1 | 1 | — | — | — | — | 2 | — |
| — | — | — | — | 1 | — | — | 4 | — | 1 | 17 | 3 |
| — | — | — | — | — | — | — | — | — | — | 1 | — |
| — | 1 | — | — | — | — | 8 | 5 | 1 | 14 | 45 | 3 |
| — | — | — | — | — | — | 1 | — | — | 1 | 1 | — |
| — | 3 | 1 | 3 | 4 | 1 | 17 | 32 | — | 19 | 76 | 16 |
| — | — | — | — | 1 | 1 | 6 | 2 | — | 1 | 9 | 1 |
| — | 4 | 1 | 4 | 8 | 3 | 28 | 52 | 1 | 53 | 196 | 24 |
| — | — | — | — | 2 | 2 | 8 | 2 | — | 2 | 16 | 1 |
| — | 1 | — | 1 | — | — | 2 | 10 | — | 5 | 35 | — |
| — | — | — | — | — | — | — | — | — | — | — | — |
| — | — | — | 1 | — | — | 6 | 36 | — | 11 | 85 | 12 |
| — | — | — | — | — | — | 2 | — | — | — | — | — |
| — | 7 | — | 5 | 1 | — | 25 | 42 | — | 63 | 245 | 19 |
| — | 1 | — | — | — | — | — | — | — | 1 | 1 | — |
| — | 48 | — | 45 | 2 | — | 21 | 224 | — | 14 | 77 | 60 |
| — | 1 | — | 1 | — | — | — | 1 | — | — | — | 1 |
| — | 56 | — | 52 | 3 | — | 54 | 312 | — | 93 | 442 | 91 |
| — | 2 | — | 1 | — | — | 2 | 1 | — | 1 | 1 | 1 |
| — | 60 | 1 | 56 | 11 | 3 | 82 | 364 | 1 | 146 | 638 | 115 |
| — | 2 | — | 1 | 2 | 2 | 10 | 3 | — | 3 | 17 | 2 |

Crown Court—Ages 21 and over

TABLE II(e)(i) PERSONS CONVICTED OR SENTENCED AT THE CROWN COURT WHO WERE OTHERWISE DEALT WITH

Number of persons

| Sentence | Convicted or sentenced at the Crown Court | | | | | | | | | |
|---|---|-----------------|------------|----------|---------------------------------|-------------------|-----------------|---------------------------|---------------------------|-------------------------------|
| | Violence against the person | Sexual offences | Burglary | Robbery | Theft and handling stolen goods | Fraud and forgery | Criminal damage | Other indictable offences | Total indictable offences | Total non-indictable offences |
| | MALES | | | | | | | | | |
| Ordered to pay costs | — | — | — | — | — | — | — | 2 | 2 | — |
| Community service order | 38 | 7 | 121 | 2 | 130 | 20 | 9 | 18 | 345 | 10 |
| No penalty | 4 | 1 | 1 | — | 9 | 3 | — | 5 | 23 | 6 |
| Not separately dealt with | — | — | — | — | — | — | — | 2 | 2 | 55 |
| Convicted, sentence postponed | 2 | — | 1 | — | 1 | — | — | — | 4 | — |
| Bound over at the Crown Court to come up for judgement if called upon | 29 | — | 16 | 1 | 15 | 8 | 13 | 7 | 89 | 4 |
| One day's imprisonment | 2 | 5 | 15 | — | 19 | 5 | 7 | 5 | 58 | 40 |
| Recommendation for deportation no sentence being imposed | 1 | — | — | — | — | — | — | — | 1 | — |
| Other | 1 | — | 8 | — | 8 | — | — | — | 23 | — |
| Total | 77 | 13 | 162 | 3 | 182 | 36 | 35 | 39 | 547 | 115 |
| FEMALES | | | | | | | | | | |
| Ordered to pay costs | — | — | — | — | — | — | — | — | — | — |
| Community service order | — | — | 2 | — | 9 | 1 | — | — | 12 | 1 |
| No penalty | — | — | — | — | 2 | 1 | — | 1 | 4 | — |
| Not separately dealt with | — | — | — | — | — | — | — | — | — | — |
| Convicted, sentence postponed | — | — | — | — | — | — | — | — | — | — |
| Bound over at the Crown Court to come up for judgement if called upon | 1 | — | 2 | — | 2 | — | 1 | 1 | 7 | — |
| One day's imprisonment | — | — | — | — | 4 | 2 | — | — | 6 | 1 |
| Recommendation for deportation no sentence being imposed | — | — | — | — | — | — | — | — | — | — |
| Other | — | — | — | — | — | — | — | — | — | — |
| Total | 1 | — | 4 | — | 17 | 4 | 1 | 2 | 29 | 2 |

TABLE II(e)(ii) SUSPENDED SENTENCE

Number of persons

| Period of sentence | Suspended for 1 year | | Suspended over 1 year and up to 2 years | |
|--------------------------------|---|-----------|---|------------|
| | Convicted or sentenced at the Crown Court | | Convicted or sentenced at the Crown Court | |
| | Males | Females | Males | Females |
| Up to 6 months | 295 | 41 | 2,159 | 206 |
| Over 6 months and up to 1 year | 226 | 18 | 4,467 | 334 |
| Over 1 year and up to 2 years | 30 | 1 | 2,265 | 138 |
| Total | 551 | 60 | 8,891 | 678 |

Crown Court—Ages 21 and over

TABLE II(e)(iii) PERSONS RECEIVING SENTENCES OR ORDERS INTRODUCED BY THE CRIMINAL JUSTICE ACT 1972.

Number of persons

| Sex and type of offence | Sentence or order | | |
|--------------------------------------|--|---|-------------------------|
| | Probation with Day Training Centre order | Suspended sentence with Supervision order | Community service order |
| MALES | | | |
| Violence against the person | 1 | 163 | 38 |
| Sexual offences | 1 | 104 | 7 |
| Burglary | 31 | 767 | 121 |
| Robbery | — | 43 | 2 |
| Theft and handling stolen goods | 23 | 623 | 130 |
| Fraud and forgery | 7 | 163 | 20 |
| Criminal damage | 6 | 60 | 9 |
| Other indictable offences | — | 74 | 18 |
| Total indictable offences | 69 | 1,997 | 345 |
| Total non-indictable offences | 4 | 15 | 10 |
| FEMALES | | | |
| Violence against the person | — | 47 | — |
| Sexual offences | — | 4 | — |
| Burglary | — | 28 | 2 |
| Robbery | — | 5 | — |
| Theft and handling stolen goods | — | 98 | 9 |
| Fraud and forgery | — | 49 | 1 |
| Criminal damage | — | 9 | — |
| Other indictable offences | — | 15 | — |
| Total indictable offences | — | 255 | 12 |
| Total non-indictable offences | — | 1 | 1 |

Imprisonment—Length of sentence

TABLE III(a) PERSONS SENTENCED TO IMPRISONMENT (IMMEDIATE) AT MAGISTRATES' COURTS

By Offence, Sex and Length of Sentence—England and Wales 1975

Number of persons

| Offence | Total | Length of sentence | | | | | Over 6 months |
|---|---------|--------------------|---|--|---|---|---------------|
| | | 14 days and under | Over 14 days, up to and including 1 month | Over 1 month, up to and including 2 months | Over 2 months, up to and including 3 months | Over 3 months, up to and including 6 months | |
| (1) | (2) | (3) | (4) | (5) | (6) | (7) | (8) |
| INDICTABLE OFFENCES | | | | | | | |
| VIOLENCE AGAINST THE PERSON | | | | | | | |
| 8 Other wounding, etc. | M 795 | 6 | 63 | 36 | 278 | 412 | — |
| | F 24 | 2 | 1 | 1 | 10 | 10 | — |
| 9 Assault | M 6 | — | 1 | 3 | — | 2 | — |
| | F — | — | — | — | — | — | — |
| 12 Abandoning child aged under two years | M 1 | — | — | — | 1 | — | — |
| | F — | — | — | — | — | — | — |
| Sub-total | M 802 | 6 | 64 | 39 | 279 | 414 | — |
| | F 24 | 2 | 1 | 1 | 10 | 10 | — |
| SEXUAL OFFENCES | | | | | | | |
| 17 Attempt to commit buggery, etc. | M 30 | — | — | 1 | 8 | 21 | — |
| | F 1 | — | — | — | — | 1 | — |
| 18 Indecency between males | M 8 | — | 1 | — | 4 | 3 | — |
| 20 Indecent assault on a female | M 87 | — | 1 | 3 | 19 | 64 | — |
| | F — | — | — | — | — | — | — |
| Sub-total | M 125 | — | 2 | 4 | 31 | 88 | — |
| | F 1 | — | — | — | — | 1 | — |
| BURGLARY | | | | | | | |
| 28 Burglary in a dwelling | M 375 | 4 | 23 | 16 | 125 | 207 | — |
| | F 10 | — | — | 2 | 2 | 6 | — |
| 30 Burglary in a building other than a dwelling | M 1,679 | 11 | 89 | 41 | 504 | 1,034 | — |
| | F 15 | — | 1 | — | 2 | 12 | — |
| 33 Going equipped for stealing, etc. | M 97 | — | 3 | 7 | 36 | 51 | — |
| | F — | — | — | — | — | — | — |
| Sub-total | M 2,151 | 15 | 115 | 64 | 665 | 1,292 | — |
| | F 25 | — | 1 | 2 | 4 | 18 | — |
| THEFT AND HANDLING STOLEN GOODS | | | | | | | |
| 39 Theft from the person of another | M 83 | — | 9 | 6 | 30 | 38 | — |
| | F 13 | — | 1 | — | — | 12 | — |
| 40 Theft in a dwelling other than from automatic machine or meter | M 140 | 2 | 15 | 7 | 53 | 63 | — |
| | F 17 | 1 | 1 | — | 5 | 10 | — |
| 41 Theft by an employee | M 203 | — | 12 | 8 | 67 | 116 | — |
| | F 10 | — | — | 1 | 1 | 8 | — |
| 42 Theft or unauthorised taking from mail | M 14 | — | 2 | — | 4 | 8 | — |
| | F — | — | — | — | — | — | — |
| 44 Theft of pedal cycle | M 39 | 2 | 7 | 2 | 11 | 17 | — |
| | F — | — | — | — | — | — | — |
| 45 Theft from vehicle | M 257 | 1 | 28 | 10 | 94 | 124 | — |
| | F 5 | — | 2 | — | 2 | 1 | — |
| 46 Shoplifting | M 1,476 | 41 | 232 | 89 | 560 | 554 | — |
| | F 225 | 6 | 30 | 15 | 87 | 87 | — |
| 47 Theft from automatic machine or meter | M 155 | 2 | 19 | 6 | 69 | 59 | — |
| | F 5 | — | 1 | — | 3 | 1 | — |
| 48 Theft or unauthorised taking of motor vehicle | M 1,021 | 2 | 46 | 34 | 316 | 623 | — |
| | F 6 | — | — | — | 2 | 4 | — |
| 49 Other theft or unauthorised taking | M 1,738 | 25 | 221 | 74 | 635 | 783 | — |
| | F 75 | 2 | 10 | 2 | 34 | 27 | — |
| 54 Handling stolen goods | M 374 | 3 | 43 | 12 | 138 | 178 | — |
| | F 24 | — | 2 | 1 | 13 | 8 | — |
| Sub-total | M 5,500 | 78 | 634 | 248 | 1,977 | 2,563 | — |
| | F 380 | 9 | 47 | 19 | 147 | 158 | — |

Imprisonment—Length of sentence

TABLE III(a) PERSONS SENTENCED TO IMPRISONMENT (IMMEDIATE) AT MAGISTRATES' COURT

By Offence, Sex and Length of Sentence (continued)

Number of persons

| Offence | Total | Length of sentence | | | | | Over 6 months |
|---|----------|--------------------|---|--|---|---|---------------|
| | | 14 days and under | Over 14 days, up to and including 1 month | Over 1 month, up to and including 2 months | Over 2 months, up to and including 3 months | Over 3 months, up to and including 6 months | |
| (1) | (2) | (3) | (4) | (5) | (6) | (7) | (8) |
| FRAUD AND FORGERY | | | | | | | |
| 52 False accounting | M 2 | — | — | — | 1 | 1 | — |
| | F — | — | — | — | — | — | — |
| 53 Other fraud | M 715 | 15 | 80 | 22 | 228 | 370 | — |
| | F 52 | — | 7 | 1 | 10 | 34 | — |
| 60 Forgery and uttering drug prescription | M 22 | — | 3 | — | 3 | 15 | — |
| | F 3 | — | — | — | — | 3 | — |
| 61 Other forgery and uttering | M 132 | 4 | 9 | 7 | 56 | 56 | — |
| | F 21 | — | 1 | 1 | 6 | 13 | — |
| Sub-total | M 871 | 19 | 92 | 30 | 288 | 442 | — |
| | F 76 | — | 8 | 2 | 16 | 50 | — |
| CRIMINAL DAMAGE | | | | | | | |
| 56 Arson | M 13 | — | — | — | 4 | 9 | — |
| | F 1 | — | — | — | — | 1 | — |
| 58 Other criminal damage | M 694 | 19 | 130 | 39 | 268 | 238 | — |
| | F 46 | 3 | 9 | 1 | 16 | 17 | — |
| 59 Threat, etc. to commit criminal damage | M 19 | — | 1 | 2 | 4 | 12 | — |
| | F 5 | — | — | — | 1 | 4 | — |
| Sub-total | M 726 | 19 | 131 | 41 | 276 | 259 | — |
| | F 52 | 3 | 9 | 1 | 17 | 22 | — |
| OTHER INDICTABLE OFFENCES | | | | | | | |
| 67 Perjury | M 2 | — | — | — | 2 | — | — |
| | F 1 | — | — | — | — | 1 | — |
| 99 Other indictable offence | M 64 | 1 | 10 | 2 | 28 | 23 | — |
| | F 5 | — | 2 | — | 1 | 2 | — |
| Sub-total | M 66 | 1 | 10 | 2 | 30 | 23 | — |
| | F 6 | — | 2 | — | 1 | 3 | — |
| TOTAL INDICTABLE OFFENCES | M 10,241 | 138 | 1,048 | 428 | 3,546 | 5,081 | — |
| | F 564 | 14 | 68 | 25 | 195 | 262 | — |

Imprisonment—Length of sentence

TABLE III(a) PERSONS SENTENCED TO IMPRISONMENT (IMMEDIATE) AT MAGISTRATES' COURTS

By Offence, Sex and Length of Sentence (continued)

Number of persons

| Offence (1) | Sex | Total (2) | Length of sentence | | | | | |
|---|-----|--------------|--------------------------|--|---|--|--|----------------------|
| | | | 14 days and under (3) | Over 14 days, up to and including 1 month (4) | Over 1 month, up to and including 2 months (5) | Over 2 months, up to and including 3 months (6) | Over 3 months, up to and including 5 months (7) | Over 6 months (8) |
| NON-INDICTABLE OFFENCES | | | | | | | | |
| 104 Assault on constable . . . | M | 538 | 10 | 88 | 25 | 182 | 215 | 18 |
| | F | 41 | 1 | 6 | 3 | 16 | 15 | — |
| 105 Common assault, etc. . . . | M | 16 | 1 | 5 | 7 | 2 | 1 | — |
| | F | 1 | — | — | 1 | — | — | — |
| 115 Firearms Act | M | 43 | — | 8 | — | 17 | 17 | — |
| | F | 2 | — | — | — | — | 2 | — |
| 139 Indecent exposure | M | 57 | — | 7 | 3 | 44 | 3 | — |
| 141 Drunkenness with aggravation | M | 490 | 73 | 409 | 1 | 2 | 5 | — |
| | F | 33 | 2 | 30 | 1 | — | — | — |
| 151 Social Security offence . . . | M | 137 | 2 | 15 | 17 | 101 | 2 | — |
| | F | 5 | — | — | — | 4 | 1 | — |
| 152 National Insurance Act | M | 30 | 1 | 3 | 3 | 23 | — | — |
| | F | — | — | — | — | — | — | — |
| 162 Disorderly behaviour | M | 9 | 1 | 2 | 1 | 4 | 1 | — |
| | F | — | — | — | — | — | — | — |
| 165 Prevention of Crime Act | M | 167 | 3 | 31 | 12 | 119 | 2 | — |
| | F | 4 | — | 1 | 1 | 2 | — | — |
| 166 Offence by prostitute | F | 160 | 4 | 45 | 12 | 98 | 1 | — |
| 182 Begging | M | 94 | 22 | 57 | 3 | 11 | 1 | — |
| | F | 1 | 1 | — | — | — | — | — |
| 183 Sleeping out | M | 23 | 4 | 7 | 4 | 8 | — | — |
| | F | 1 | — | — | — | 1 | — | — |
| 185 Found in enclosed premises . . . | M | 39 | 1 | 2 | 4 | 32 | — | — |
| | F | — | — | — | — | — | — | — |
| 186 Frequenting | M | 225 | 1 | 42 | 13 | 166 | 3 | — |
| | F | 6 | — | — | — | 6 | — | — |
| 187A Male living on female prostitute's earnings | M | 17 | — | 1 | — | 3 | 13 | — |
| | F | — | — | — | — | — | — | — |
| 192 Gross indecency with child . . . | M | 11 | — | — | 1 | 3 | 7 | — |
| | F | — | — | — | — | — | — | — |
| 193 Drug offence | M | 294 | 1 | 20 | 13 | 113 | 122 | 25 |
| | F | 10 | — | — | — | 4 | 6 | — |
| 194 Immigration offence | M | 64 | 5 | 19 | 7 | 26 | 7 | — |
| | F | 5 | 4 | — | — | 1 | — | — |
| Other non-indictable offence (excluding motoring) | M | 323 | 5 | 69 | 24 | 193 | 29 | 3 |
| | F | 24 | — | 4 | — | 17 | 3 | — |
| Total non-indictable (other than motoring) offences | M | 2,577 | 130 | 785 | 139 | 1,049 | 428 | 46 |
| | F | 293 | 8 | 90 | 18 | 149 | 28 | — |
| Total motoring offences | M | 1,727 | 8 | 110 | 73 | 1,243 | 293 | — |
| | F | 3 | — | — | — | 3 | — | — |
| TOTAL NON-INDICTABLE OFFENCES | M | 4,304 | 138 | 895 | 212 | 2,292 | 721 | 46 |
| | F | 296 | 8 | 90 | 18 | 152 | 28 | — |

TABLE III(b): PERSONS SENTENCED TO AT THE CROWN COURT
By Offence, Sex and

| Offence | | Total | Length of sentence | | | |
|------------------------|---|--------|--------------------|--|---|------------|
| | | | 6 months and under | Over 6 months, up to and including 12 months | Over 12 months, up to and including 18 months | |
| (1) | | (2) | (3) | (4) | (5) | |
| SEXUAL OFFENCES | | | | | | |
| 16 | Buggery | M F | 125 — | 3 — | 9 — | 11 — |
| 17 | Attempt to commit buggery, etc. | M F | 122 — | 8 — | 25 — | 23 — |
| 18 | Indecency between males | M | 19 | 2 | 5 | 4 |
| 19 | Rape | M F | 241 — | 4 — | 4 — | 13 — |
| 20 | Indecent assault on a female | M F | 232 — | 33 — | 66 — | 41 — |
| 21 | Unlawful sexual intercourse with girl under 13 | M F | 48 — | 2 — | 9 — | 4 — |
| 22 | Unlawful sexual intercourse with girl under 16 | M F | 84 — | 31 — | 34 — | 12 — |
| 23 | Incest | M F | 119 — | 1 — | 9 — | 9 — |
| 24 | Procuration | M F | 67 — | 7 — | 17 — | 12 — |
| 25 | Abduction | M F | 14 — | 1 — | 6 — | 4 — |
| 26 | Bigamy | M F | 7 — | — | 5 — | 1 — |
| 74 | Gross indecency with child | M F | 22 — | 3 — | 8 — | 6 — |
| | Sub-total | M F | 1,100 5 | 95 — | 197 2 | 140 1 |
| BURGLARY | | | | | | |
| 28 | Burglary in a dwelling | M F | 3,001 40 | 469 17 | 886 12 | 770 7 |
| 29 | Aggravated burglary in a dwelling | M F | 68 — | 3 — | 3 — | 10 — |
| 30 | Burglary in a building other than a dwelling | M F | 2,996 25 | 480 9 | 987 10 | 761 2 |
| 31 | Aggravated burglary in a building other than a dwelling | M F | 27 — | 1 — | 1 — | 2 — |
| 33 | Going equipped for stealing, etc. | M F | 92 2 | 44 — | 35 2 | 4 — |
| | Sub-total | M F | 6,184 67 | 997 26 | 1,912 24 | 1,547 9 |

IMPRISONMENT (IMMEDIATE) CROWN COURT
Length of Sentence (continued)

Number of persons

| Length of sentence | Length of sentence | | | | | | | |
|--------------------|---|---|---|---|---|--|---------------|------|
| | Over 18 months, up to and including 2 years | Over 2 years, up to and including 3 years | Over 3 years, up to and including 4 years | Over 4 years, up to and including 5 years | Over 5 years, up to and including 7 years | Over 7 years, up to and including 10 years | Over 10 years | Life |
| | (6) | (7) | (8) | (9) | (10) | (11) | (12) | (13) |
| | 16 | 33 | 20 | 13 | 11 | 6 | — | 3 |
| | 21 | 19 | 14 | 8 | 3 | 1 | — | — |
| | 1 | 3 | 2 | 2 | — | — | — | — |
| | 22 | 58 | 43 | 50 | 34 | 6 | 2 | 5 |
| | 38 | 32 | 17 | 5 | — | — | — | — |
| | 1 | — | — | — | — | — | — | — |
| | 7 | 11 | 6 | 6 | 3 | — | — | — |
| | — | — | — | — | — | — | — | — |
| | 7 | — | — | — | — | — | — | — |
| | 20 | 31 | 22 | 18 | 7 | 1 | 1 | — |
| | — | — | — | — | — | — | — | — |
| | 9 | 13 | 6 | 2 | 1 | — | — | — |
| | 1 | — | — | — | — | — | — | — |
| | 1 | — | 1 | — | — | 1 | — | — |
| | — | — | — | — | — | — | — | — |
| | 1 | — | — | — | — | — | — | — |
| | — | — | — | — | — | — | — | — |
| | 5 | — | — | — | — | — | — | — |
| | — | — | — | — | — | — | — | — |
| | 148 | 200 | 131 | 104 | 59 | 15 | 3 | 8 |
| | 2 | — | — | — | — | — | — | — |
| | 397 | 332 | 82 | 36 | 25 | 4 | — | — |
| | 4 | — | — | — | — | — | — | — |
| | 6 | 24 | 8 | 7 | 4 | 3 | — | — |
| | — | — | — | — | — | — | — | — |
| | 356 | 324 | 59 | 18 | 7 | — | 4 | — |
| | 2 | 1 | — | 1 | — | — | — | — |
| | 2 | 8 | 6 | 6 | — | 1 | — | — |
| | — | — | — | — | — | — | — | — |
| | 7 | 2 | — | — | — | — | — | — |
| | — | — | — | — | — | — | — | — |
| | 768 | 690 | 155 | 67 | 36 | 8 | 4 | — |
| | 6 | 1 | — | 1 | — | — | — | — |

TABLE III(b): PERSONS SENTENCED TO AT THE
By Offence, Sex and

| Offence (1) | | Length of sentence | | | | |
|--|--|--------------------|---------------------------|---|--|-------|
| | | Total (2) | 6 months and under (3) | Over 6 months, up to and including 12 months (4) | Over 12 months, up to and including 18 months (5) | |
| ROBBERY | | | | | | |
| 34 | Robbery | M | 1,341 | 48 | 92 | 143 |
| | | F | 37 | 2 | 6 | 13 |
| | Sub-total | M | 1,341 | 48 | 92 | 143 |
| | | F | 37 | 2 | 6 | 13 |
| THEFT AND HANDLING STOLEN GOODS | | | | | | |
| 39 | Theft from the person of another | M | 103 | 36 | 32 | 18 |
| | | F | 4 | — | 3 | — |
| 40 | Theft in a dwelling other than from automatic machine or meter | M | 112 | 43 | 40 | 15 |
| | | F | 9 | 2 | 7 | — |
| 41 | Theft by an employee | M | 521 | 60 | 200 | 119 |
| | | F | 25 | 4 | 13 | 3 |
| 42 | Theft or unauthorised taking from mail | M | 27 | 4 | 7 | 2 |
| | | F | 1 | — | 1 | — |
| 44 | Theft of pedal cycle | M | 6 | 4 | 2 | — |
| | | F | — | — | — | — |
| 45 | Theft from vehicle | M | 290 | 103 | 86 | 52 |
| | | F | 1 | 1 | — | — |
| 46 | Shoplifting | M | 504 | 273 | 146 | 57 |
| | | F | 92 | 63 | 21 | 7 |
| 47 | Theft from automatic machine or meter | M | 49 | 28 | 11 | 5 |
| | | F | 1 | 1 | — | — |
| 48 | Theft or unauthorised taking of motor vehicle | M | 1,396 | 510 | 450 | 276 |
| | | F | 8 | 3 | 4 | 1 |
| 49 | Other theft or unauthorised taking | M | 1,562 | 488 | 529 | 262 |
| | | F | 54 | 20 | 15 | 11 |
| 54 | Handling stolen goods | M | 1,168 | 277 | 441 | 229 |
| | | F | 34 | 17 | 13 | 2 |
| | Sub-total | M | 5,738 | 1,826 | 1,944 | 1,035 |
| | | F | 229 | 111 | 77 | 24 |
| FRAUD AND FORGERY | | | | | | |
| 51 | Fraud by company director, etc. | M | 3 | — | 1 | — |
| | | F | — | — | — | — |
| 52 | False accounting | M | 28 | 6 | 10 | 7 |
| | | F | 2 | — | 1 | 1 |
| 53 | Other fraud | M | 919 | 173 | 296 | 184 |
| | | F | 41 | 9 | 15 | 10 |

IMPRISONMENT (IMMEDIATE)
CROWN COURT
Length of Sentence (continued)

Number of persons

| | Length of sentence | | | | | | | Number of persons (13) |
|--|--|--|--|--|---|--|-----------------------|---------------------------|
| | Over 18 months, up to and including 2 years (6) | Over 2 years, up to and including 3 years (7) | Over 3 years, up to and including 4 years (8) | Over 4 years, up to and including 5 years (9) | Over 5 years, up to and including 7 years (10) | Over 7 years, up to and including 10 years (11) | Over 10 years (12) | |
| | 150 | 477 | 191 | 105 | 79 | 41 | 14 | 1 |
| | 5 | 8 | 2 | 1 | — | — | — | — |
| | 150 | 477 | 191 | 105 | 79 | 41 | 14 | 1 |
| | 5 | 8 | 2 | 1 | — | — | — | — |
| | 6 | 9 | 1 | — | 1 | — | — | — |
| | 1 | — | — | — | — | — | — | — |
| | 8 | 6 | — | — | — | — | — | — |
| | 70 | 59 | 7 | 5 | 1 | — | — | — |
| | 2 | 3 | — | — | — | — | — | — |
| | 8 | 1 | 3 | 1 | — | 1 | — | — |
| | — | — | — | — | — | — | — | — |
| | 32 | 12 | 4 | 1 | — | — | — | — |
| | 15 | 10 | 1 | — | 1 | 1 | — | — |
| | — | 1 | — | — | — | — | — | — |
| | 2 | 3 | — | — | — | — | — | — |
| | 104 | 47 | 4 | 3 | 1 | 1 | — | — |
| | — | — | — | — | — | — | — | — |
| | 136 | 111 | 21 | 11 | 3 | 1 | — | — |
| | 4 | 4 | — | — | — | — | — | — |
| | 97 | 90 | 22 | 10 | 2 | — | — | — |
| | 1 | 1 | — | — | — | — | — | — |
| | 478 | 348 | 63 | 31 | 9 | 4 | — | — |
| | 8 | 9 | — | — | — | — | — | — |
| | 2 | — | — | — | — | — | — | — |
| | — | — | — | — | — | — | — | — |
| | 4 | 1 | — | — | — | — | — | — |
| | — | — | — | — | — | — | — | — |
| | 121 | 107 | 22 | 11 | 5 | — | — | — |
| | 2 | 5 | — | — | — | — | — | — |

TABLE III(b): PERSONS SENTENCED TO AT THE
By Offence, Sex and

| Offence (1) | Total (2) | Length of sentence | | |
|--|--------------|---------------------------|---|--|
| | | 6 months and under (3) | Over 6 months, up to and including 12 months (4) | Over 12 months, up to and including 18 months (5) |
| 55 Bankruptcy offence M | 9 | 1 | 6 | 2 |
| F | 1 | — | 1 | — |
| 60 Forgery and uttering drug prescription M | 23 | 6 | 8 | 5 |
| F | 1 | — | — | — |
| 61 Other forgery and uttering M | 467 | 67 | 155 | 90 |
| F | 45 | 9 | 16 | 10 |
| Sub-total M | 1,449 | 253 | 476 | 288 |
| F | 90 | 19 | 33 | 21 |
| CRIMINAL DAMAGE | | | | |
| 56 Arson M | 243 | 16 | 29 | 41 |
| F | 12 | — | 2 | 2 |
| 57 Criminal damage endangering life M | 3 | — | — | — |
| F | 1 | — | — | — |
| 58 Other criminal damage M | 284 | 169 | 68 | 24 |
| F | 11 | 4 | 5 | 2 |
| 59 Threat, etc. to commit criminal damage M | 28 | 5 | 8 | 2 |
| F | 4 | 4 | — | — |
| Sub-total M | 558 | 190 | 105 | 67 |
| F | 28 | 8 | 7 | 4 |
| OTHER INDICTABLE OFFENCES | | | | |
| 35 Blackmail M | 83 | 7 | 12 | 12 |
| F | 3 | — | — | 1 |
| 62 High treason M | — | — | — | — |
| F | — | — | — | — |
| 63 Treason felony M | — | — | — | — |
| F | — | — | — | — |
| 64 Riot M | 11 | — | 3 | 1 |
| F | — | — | — | — |
| 65 Unlawful assembly M | 3 | — | — | — |
| F | — | — | — | — |
| 66 Other offence against the State or public order M | 204 | 73 | 61 | 31 |
| F | — | — | — | — |

IMPRISONMENT (IMMEDIATE)
CROWN COURT
Length of Sentence (continued)

| Length of sentence | Number of persons | | | | | | | |
|--------------------|--|--|--|--|---|--|-----------------------|--------------|
| | Over 18 months, up to and including 2 years (6) | Over 2 years, up to and including 3 years (7) | Over 3 years, up to and including 4 years (8) | Over 4 years, up to and including 5 years (9) | Over 5 years, up to and including 7 years (10) | Over 7 years, up to and including 10 years (11) | Over 10 years (12) | Life (13) |
| — | — | — | — | — | — | — | — | — |
| — | — | — | — | — | — | — | — | — |
| 2 | 2 | — | — | — | — | — | — | — |
| 79 | 46 | 16 | 13 | — | 1 | — | — | |
| 7 | 2 | 1 | — | — | — | — | — | |
| 208 | 156 | 38 | 24 | 5 | 1 | — | — | |
| 9 | 7 | 1 | — | — | — | — | — | |
| 28 | 67 | 29 | 12 | 8 | 3 | 3 | 7 | |
| 2 | 1 | 2 | — | — | — | 3 | — | |
| — | 1 | 1 | — | — | 1 | — | — | |
| 12 | 10 | — | 1 | — | — | — | 1 | |
| — | — | — | — | — | — | — | — | |
| 1 | 2 | 1 | 1 | — | 8 | — | — | |
| — | — | — | — | — | — | — | — | |
| 41 | 80 | 31 | 14 | 8 | 12 | 3 | 7 | |
| 2 | 1 | 2 | — | — | — | 3 | 1 | |
| 13 | 22 | 8 | 5 | 4 | — | — | — | |
| — | 1 | 1 | — | — | — | — | — | |
| — | — | — | — | — | — | — | — | |
| — | — | — | — | — | — | — | — | |
| 6 | 1 | — | — | — | — | — | — | |
| — | — | — | — | — | — | — | — | |
| 1 | 2 | — | — | — | — | — | — | |
| — | — | — | — | — | — | — | — | |
| 17 | 19 | 2 | 1 | — | — | — | — | |
| — | — | — | — | — | — | — | — | |

Imprisonment—Length of sentence

TABLE III(b): PERSONS SENTENCED TO AT THE CROWN COURT
By Offence, Sex and

| Offence (1) | | Total (2) | Length of sentence | | |
|---------------------------------------|--|--------------|---------------------------|---|--|
| | | | 6 months and under (3) | Over 6 months, up to and including 12 months (4) | Over 12 months, up to and including 18 months (5) |
| 67 | Perjury M | 31 | 3 | 17 | 4 |
| | F | 2 | — | 1 | 1 |
| 68 | Libel M | — | — | — | — |
| | F | — | — | — | — |
| 70 | Reckless or dangerous driving M | 32 | 17 | 9 | 4 |
| | F | 1 | 1 | — | — |
| 71 | Driving while unfit through drink or drugs M | 97 | 61 | 24 | 9 |
| | F | — | — | — | — |
| 72 | Other motoring offence M | 150 | 93 | 55 | — |
| | F | — | — | — | — |
| 75 | Betting or gaming offence M | — | — | — | — |
| | F | — | — | — | — |
| 76 | Aiding suicide M | — | — | — | — |
| | F | — | — | — | — |
| 77 | Drug offence M | 546 | 68 | 89 | 80 |
| | F | 52 | 11 | 18 | 3 |
| 78 | Immigration offence M | 28 | 7 | 3 | 1 |
| | F | — | — | — | — |
| 99 | Other indictable offence M | 177 | 45 | 54 | 30 |
| | F | 4 | 2 | 2 | — |
| | Sub-total M | 1,362 | 374 | 327 | 172 |
| | F | 62 | 14 | 21 | 5 |
| TOTAL INDICTABLE OFFENCES M | | 20,340 | 4,311 | 5,762 | 3,779 |
| F | | 592 | 202 | 185 | 83 |

Imprisonment—Length of sentence

IMPRISONMENT (IMMEDIATE) CROWN COURT
Length of Sentence (continued)

| Number of persons | | | | | | | |
|--|--|--|--|---|--|-----------------------|--------------|
| Length of sentence | | | | | | | |
| Over 18 months, up to and including 2 years (6) | Over 2 years, up to and including 3 years (7) | Over 3 years, up to and including 4 years (8) | Over 4 years, up to and including 5 years (9) | Over 5 years, up to and including 7 years (10) | Over 7 years, up to and including 10 years (11) | Over 10 years (12) | Life (13) |
| 4 | 2 | 1 | — | — | — | — | — |
| — | — | — | — | — | — | — | — |
| — | — | — | — | — | — | — | — |
| 2 | — | — | — | — | — | — | — |
| — | — | — | — | — | — | — | — |
| 3 | — | — | — | — | — | — | — |
| — | — | — | — | — | — | — | — |
| 2 | — | — | — | — | — | — | — |
| — | — | — | — | — | — | — | — |
| — | — | — | — | — | — | — | — |
| — | — | — | — | — | — | — | — |
| 70 | 120 | 53 | 31 | 21 | 4 | — | — |
| 7 | 7 | 3 | 2 | 1 | — | — | — |
| 8 | 6 | 3 | — | — | — | — | — |
| — | — | — | — | — | — | — | — |
| 18 | 18 | 5 | 2 | 2 | 2 | 1 | — |
| — | — | — | — | — | — | — | — |
| 144 | 190 | 82 | 39 | 27 | 6 | 1 | — |
| 7 | 8 | 4 | 2 | 1 | — | — | — |
| 2,161 | 2,487 | 815 | 457 | 275 | 109 | 46 | 138 |
| 49 | 45 | 12 | 5 | 1 | — | 3 | 7 |

Imprisonment—Length of sentence

TABLE III(b): PERSONS SENTENCED TO AT THE
By Offence, Sex and

| Offence (1) | | Total (2) | Length of sentence | | |
|--------------------------------|--|--------------|---------------------------|---|--|
| | | | 6 months and under (3) | Over 6 months, up to and including 12 months (4) | Over 12 months, up to and including 18 months (5) |
| NON-INDICTABLE OFFENCES | | | | | |
| 104 | Assault on constable M | 51 | 48 | 3 | — |
| | F | 3 | 3 | — | — |
| 165 | Prevention of Crime Act M | 24 | 20 | 1 | 1 |
| | F | 2 | 2 | — | — |
| 186 | Frequenting M | 24 | 19 | 4 | — |
| | F | 1 | 1 | — | — |
| 193 | Drug offence M | 53 | 36 | 11 | 5 |
| | F | 1 | 1 | — | — |
| | Other non-indictable offence (excluding motoring) M | 92 | 82 | 9 | — |
| | F | 11 | 11 | — | — |
| | Total non-indictable (other than motoring) offences M | 244 | 205 | 28 | 6 |
| | F | 18 | 18 | — | — |
| <i>Motoring offences:</i> | | | | | |
| | Reckless or dangerous driving M | 45 | 43 | 2 | — |
| | F | — | — | — | — |
| | Driving or in charge of a motor vehicle while unfit through drink or drugs M | 95 | 89 | 4 | 2 |
| | F | — | — | — | — |
| | Driving while disqualified M | 308 | 292 | 9 | 6 |
| | F | 1 | 1 | — | — |
| | Other motoring offences M | 109 | 102 | 5 | 1 |
| | F | 1 | 1 | — | — |
| | Total motoring offences M | 557 | 526 | 20 | 9 |
| | F | 2 | 2 | — | — |
| | TOTAL NON-INDICTABLE OFFENCES M | 801 | 731 | 48 | 15 |
| | F | 20 | 20 | — | — |

Imprisonment—Length of sentence

IMPRISONMENT (IMMEDIATE)
CROWN COURT
Length of Sentence (continued)

Number of persons

| | Length of sentence | | | | | | | |
|---|--|--|--|--|---|--|-----------------------|--------------|
| | Over 18 months, up to and including 2 years (6) | Over 2 years, up to and including 3 years (7) | Over 3 years, up to and including 4 years (8) | Over 4 years, up to and including 5 years (9) | Over 5 years, up to and including 7 years (10) | Over 7 years, up to and including 10 years (11) | Over 10 years (12) | Life (13) |
| — | — | — | — | — | — | — | — | — |
| 2 | — | — | — | — | — | — | — | — |
| — | — | 1 | — | — | — | — | — | — |
| — | — | 1 | — | — | — | — | — | — |
| — | — | — | — | 1 | — | — | — | — |
| — | — | — | — | — | — | — | — | — |
| 2 | 2 | — | 1 | — | — | — | — | — |
| — | — | — | — | — | — | — | — | — |
| — | — | — | — | — | — | — | — | — |
| — | — | 1 | — | — | — | — | — | — |
| 1 | — | — | — | — | — | — | — | — |
| — | — | — | — | — | — | — | — | — |
| 1 | 1 | — | — | — | — | — | — | — |
| — | — | — | — | — | — | — | — | — |
| 3 | 3 | — | 1 | — | — | — | — | — |
| — | — | — | — | — | — | — | — | — |

Indictable Offences—Persons found guilty

TABLE IV(a): PERSONS FOUND GUILTY OF
By Offence, Court,

| Offence | Total all Courts | Found guilty at magistrates' | | | | |
|--|------------------|------------------------------|----------|-----------------|-----------------|-----------------|
| | | Total | Under 14 | 14 and under 17 | 17 and under 21 | 21 and under 25 |
| (1) | (2) | (3) | (4) | (5) | (6) | (7) |
| SEXUAL OFFENCES | | | | | | |
| 16 Buggery | M 224 | 9 | — | 9 | — | — |
| | F — | — | — | — | — | — |
| 17 Attempt to commit buggery, etc. | M 849 | 635 | 14 | 45 | 77 | 54 |
| | F 5 | 4 | — | 1 | — | — |
| 18 Indecency between males | M 1,503 | 1,392 | 4 | 2 | 52 | 120 |
| 19 Rape | M 336 | 15 | — | 13 | 2 | — |
| | F — | — | — | — | — | — |
| 20 Indecent assault on a female | M 2,797 | 2,330 | 92 | 434 | 406 | 233 |
| | F 10 | 6 | — | 2 | 2 | — |
| 21 Unlawful sexual intercourse with girl under 13 | M 136 | 18 | — | 16 | 2 | — |
| | F — | — | — | — | — | — |
| 22 Unlawful sexual intercourse with girl under 16 | M 569 | 33 | 1 | 32 | — | — |
| | F 3 | — | — | — | — | — |
| 23 Incest | M 179 | 7 | — | 5 | 2 | — |
| | F 9 | — | — | — | — | — |
| 24 Procurement | M 118 | 29 | — | 2 | 1 | 2 |
| | F 6 | — | — | — | — | — |
| 25 Abduction | M 31 | — | — | — | — | — |
| | F 1 | — | — | — | — | — |
| 26 Bigamy | M 18 | — | — | — | — | — |
| | F — | — | — | — | — | — |
| 74 Gross indecency with child | M 49 | — | — | — | — | — |
| | F 3 | — | — | — | — | — |
| Sub-total | M 6,809 | 4,468 | 111 | 558 | 542 | 409 |
| | F 37 | 10 | — | 3 | 2 | — |
| BURGLARY | | | | | | |
| 28 Burglary in a dwelling | M 21,464 | 13,546 | 2,768 | 6,783 | 1,868 | 738 |
| | F 1,247 | 927 | 190 | 445 | 145 | 52 |
| 29 Aggravated burglary in a dwelling | M 142 | 25 | 3 | 22 | — | — |
| | F — | — | — | — | — | — |
| 30 Burglary in a building other than a dwelling | M 42,993 | 37,037 | 5,854 | 12,347 | 9,116 | 3,835 |
| | F 1,186 | 1,048 | 182 | 352 | 255 | 88 |
| 31 Aggravated burglary in a building other than a dwelling | M 63 | 6 | 1 | 5 | — | — |
| | F — | — | — | — | — | — |
| 33 Going equipped for stealing, etc. | M 2,131 | 1,962 | 54 | 423 | 794 | 298 |
| | F 40 | 35 | — | 4 | 10 | 9 |
| Sub-total | M 66,793 | 52,576 | 8,680 | 19,580 | 11,778 | 4,871 |
| | F 2,473 | 2,010 | 372 | 801 | 410 | 149 |

Indictable Offences—Persons found guilty

INDICTABLE OFFENCES
Sex and Age (continued)

Number of persons

| courts | | | | | | Found guilty at the Crown Court | | | | | | | | |
|-----------------|-----------------|-----------------|-----------------|-------------|--------|---------------------------------|-----------------|-----------------|-----------------|-----------------|-----------------|-----------------|-----------------|-------------|
| 25 and under 30 | 30 and under 40 | 40 and under 50 | 50 and under 60 | 60 and over | Total | Under 14 | 14 and under 17 | 17 and under 21 | 21 and under 25 | 25 and under 30 | 30 and under 40 | 40 and under 50 | 50 and under 60 | 60 and over |
| (8) | (9) | (10) | (11) | (12) | (13) | (14) | (15) | (16) | (17) | (18) | (19) | (20) | (21) | (22) |
| — | — | — | — | — | 215 | — | 3 | 18 | 17 | 29 | 85 | 37 | 20 | 6 |
| 75 | 142 | 97 | 81 | 50 | 214 | — | — | 12 | 18 | 40 | 54 | 41 | 35 | 14 |
| — | 2 | 1 | — | — | 1 | — | — | — | — | — | 1 | — | — | — |
| 206 | 419 | 323 | 167 | 99 | 111 | — | — | 8 | 4 | 14 | 40 | 21 | 14 | 10 |
| — | — | — | — | — | 321 | — | 16 | 96 | 84 | 59 | 40 | 20 | 6 | — |
| — | — | — | — | — | — | — | — | — | — | — | — | — | — | — |
| 240 | 327 | 222 | 191 | 185 | 467 | — | 6 | 79 | 55 | 70 | 110 | 70 | 49 | 28 |
| — | — | 1 | 1 | — | 4 | — | 1 | — | — | 2 | — | — | 1 | — |
| — | — | — | — | — | 118 | — | 2 | 31 | 14 | 16 | 32 | 11 | 5 | 7 |
| — | — | — | — | — | — | — | — | — | — | — | — | — | — | — |
| — | — | — | — | — | 536 | — | 1 | 159 | 120 | 120 | 91 | 32 | 6 | 7 |
| — | — | — | — | — | 3 | — | — | 2 | — | — | 1 | — | — | — |
| — | — | — | — | — | 172 | — | 1 | 25 | 2 | 1 | 47 | 73 | 20 | 3 |
| — | — | — | — | — | 9 | — | — | 2 | 1 | 1 | 4 | — | 1 | — |
| 2 | 8 | 10 | 2 | 2 | 89 | — | — | 6 | 17 | 22 | 32 | 8 | 3 | 1 |
| — | — | — | — | — | 6 | — | — | — | 1 | 1 | 2 | — | — | — |
| — | — | — | — | — | 31 | — | — | 2 | 14 | 7 | 7 | — | — | — |
| — | — | — | — | — | 1 | — | — | — | 1 | — | — | — | — | — |
| — | — | — | — | — | 18 | — | — | — | — | 2 | 9 | 1 | 6 | — |
| — | — | — | — | — | — | — | — | — | — | — | — | — | — | — |
| — | — | — | — | — | 49 | — | — | 3 | 5 | 6 | 11 | 13 | 9 | 2 |
| — | — | — | — | — | 3 | — | — | — | — | 1 | 1 | 1 | — | — |
| 523 | 896 | 652 | 441 | 336 | 2,341 | — | 29 | 439 | 350 | 386 | 558 | 328 | 173 | 78 |
| — | 2 | 2 | 1 | — | 27 | — | 1 | 4 | 3 | 5 | 9 | 3 | 2 | — |
| 549 | 508 | 206 | 98 | 28 | 7,918 | 4 | 442 | 3,388 | 1,659 | 1,046 | 954 | 300 | 98 | 27 |
| 34 | 42 | 14 | 4 | 1 | 320 | 1 | 18 | 169 | 54 | 40 | 29 | 9 | — | — |
| — | — | — | — | — | 117 | — | 8 | 40 | 24 | 21 | 18 | 4 | 2 | — |
| 2,603 | 2,074 | 763 | 353 | 92 | 5,956 | 1 | 229 | 2,209 | 1,375 | 1,051 | 812 | 210 | 62 | 7 |
| 69 | 67 | 27 | 4 | 4 | 138 | — | 10 | 67 | 35 | 9 | 13 | 3 | 1 | — |
| — | — | — | — | — | 57 | — | 1 | 26 | 11 | 11 | 5 | — | — | — |
| 188 | 136 | 40 | 19 | 10 | 169 | — | 4 | 48 | 43 | 39 | 25 | 6 | 1 | 3 |
| 4 | 5 | 2 | 1 | — | 5 | — | 1 | — | 1 | — | 1 | — | 2 | — |
| 3,340 | 2,718 | 1,009 | 470 | 130 | 14,217 | 5 | 684 | 5,711 | 3,112 | 2,168 | 1,814 | 523 | 163 | 37 |
| 107 | 114 | 43 | 9 | 5 | 463 | 1 | 29 | 236 | 90 | 49 | 43 | 12 | 3 | — |

Indictable Offences—Persons found guilty

TABLE IV(a): PERSONS FOUND GUILTY OF
By Offence, Court,

| Offence (1) | Total all Courts (2) | Found guilty at magistrates' (3)-(7) | | | | |
|---|-------------------------|---|-----------------|------------------------|------------------------|------------------------|
| | | Total (3) | Under 14 (4) | 14 and under 17 (5) | 17 and under 21 (6) | 21 and under 25 (7) |
| ROBBERY | | | | | | |
| 34 Robbery | M 3,254 | 913 | 275 | 606 | 32 | — |
| | F 204 | 72 | 28 | 40 | 4 | — |
| Sub-total | M 3,254 | 913 | 275 | 606 | 32 | — |
| | F 204 | 72 | 28 | 40 | 4 | — |
| THEFT AND HANDLING STOLEN GOODS | | | | | | |
| 39 Theft from the person of another | M 1,831 | 1,632 | 102 | 292 | 552 | 223 |
| | F 278 | 249 | 13 | 37 | 87 | 30 |
| 40 Theft in a dwelling other than from automatic machine or meter | M 2,708 | 2,493 | 166 | 435 | 694 | 412 |
| | F 892 | 856 | 68 | 167 | 294 | 106 |
| 41 Theft by an employee | M 10,331 | 9,074 | 16 | 213 | 1,860 | 1,442 |
| | F 2,129 | 1,989 | 3 | 85 | 627 | 237 |
| 42 Theft or unauthorised taking from mail | M 249 | 208 | 13 | 28 | 44 | 34 |
| | F 36 | 33 | 7 | 1 | 8 | 4 |
| 44 Theft of pedal cycle | M 2,216 | 2,198 | 560 | 890 | 373 | 120 |
| | F 59 | 58 | 12 | 20 | 9 | 7 |
| 45 Theft from vehicle | M 9,980 | 9,394 | 407 | 1,321 | 3,653 | 1,558 |
| | F 206 | 191 | 10 | 31 | 70 | 26 |
| 46 Shoplifting | M 33,929 | 32,985 | 2,203 | 4,140 | 4,809 | 3,205 |
| | F 31,623 | 30,922 | 972 | 2,520 | 4,050 | 3,132 |
| 47 Theft from automatic machine or meter | M 3,497 | 3,418 | 129 | 444 | 703 | 521 |
| | F 915 | 906 | 7 | 45 | 136 | 180 |
| 48 Theft or unauthorised taking of motor vehicle | M 35,776 | 33,568 | 902 | 8,319 | 15,735 | 4,678 |
| | F 965 | 899 | 24 | 241 | 396 | 115 |
| 49 Other theft or unauthorised taking | M 52,380 | 49,102 | 3,436 | 8,609 | 12,548 | 6,972 |
| | F 7,047 | 6,787 | 479 | 1,408 | 1,669 | 869 |
| 54 Handling stolen goods | M 18,921 | 15,285 | 979 | 2,937 | 3,136 | 1,929 |
| | F 2,760 | 2,352 | 120 | 455 | 565 | 279 |
| Sub-total | M 171,818 | 159,357 | 8,913 | 27,628 | 44,107 | 21,094 |
| | F 46,910 | 45,242 | 1,715 | 5,010 | 7,911 | 4,985 |
| FRAUD AND FORGERY | | | | | | |
| 51 Fraud by company director, etc. | M 19 | 2 | — | — | — | — |
| | F 1 | — | — | — | — | — |
| 52 False accounting | M 390 | 264 | — | 1 | 26 | 31 |
| | F 137 | 116 | — | 8 | 29 | 14 |
| 53 Other fraud | M 11,997 | 10,239 | 98 | 452 | 1,950 | 2,026 |
| | F 2,700 | 2,469 | 29 | 126 | 665 | 481 |

Indictable Offences—Persons found guilty

INDICTABLE OFFENCES
Sex and Age (continued)

Number of persons

| courts | Found guilty at the Crown Court | | | | | | | | | | | | | | |
|--------|---------------------------------|------------------------|-------------------------|-------------------------|---------------------|---------------|------------------|-------------------------|-------------------------|-------------------------|-------------------------|-------------------------|-------------------------|-------------------------|---------------------|
| | 25 and under 30 (8) | 30 and under 40 (9) | 40 and under 50 (10) | 50 and under 60 (11) | 60 and over (12) | Total (13) | Under 14 (14) | 14 and under 17 (15) | 17 and under 21 (16) | 21 and under 25 (17) | 25 and under 30 (18) | 30 and under 40 (19) | 40 and under 50 (20) | 50 and under 60 (21) | 60 and over (22) |
| | — | — | — | — | — | 2,341 | 1 | 127 | 1,063 | 514 | 310 | 253 | 63 | 9 | 1 |
| | — | — | — | — | — | 132 | — | 15 | 63 | 19 | 19 | 14 | 2 | — | — |
| | — | — | — | — | — | 2,341 | 1 | 127 | 1,063 | 514 | 310 | 253 | 63 | 9 | 1 |
| | — | — | — | — | — | 132 | — | 15 | 63 | 19 | 19 | 14 | 2 | — | — |
| | 154 | 185 | 85 | 31 | 8 | 199 | 2 | 7 | 83 | 37 | 32 | 27 | 8 | 2 | 1 |
| | 19 | 35 | 15 | 10 | 3 | 29 | — | 1 | 14 | 5 | 4 | 4 | — | 1 | — |
| | 267 | 287 | 131 | 78 | 23 | 215 | — | — | 44 | 50 | 43 | 51 | 17 | 9 | 1 |
| | 76 | 83 | 38 | 22 | 2 | 36 | — | — | 11 | 3 | 6 | 12 | 2 | 2 | — |
| | 1,664 | 1,999 | 1,062 | 623 | 195 | 1,257 | — | — | 87 | 142 | 266 | 411 | 215 | 106 | 30 |
| | 238 | 352 | 253 | 144 | 50 | 140 | — | 1 | 23 | 21 | 20 | 35 | 27 | 12 | 1 |
| | 36 | 26 | 17 | 9 | 1 | 41 | — | — | 5 | 3 | 7 | 12 | 7 | 6 | 1 |
| | 3 | 3 | 5 | 1 | 1 | 3 | — | — | — | 1 | 1 | — | 1 | — | — |
| | 71 | 89 | 51 | 33 | 11 | 18 | — | — | 5 | 1 | 4 | 4 | 2 | 1 | 1 |
| | 3 | 2 | 4 | 1 | — | 1 | — | — | — | — | — | — | 1 | — | — |
| | 1,085 | 935 | 295 | 106 | 34 | 586 | — | 22 | 234 | 136 | 78 | 74 | 29 | 10 | 3 |
| | 20 | 21 | 12 | 1 | — | 15 | — | — | 10 | 1 | 3 | 1 | — | — | — |
| | 3,097 | 4,936 | 4,409 | 3,900 | 2,286 | 944 | — | 12 | 167 | 136 | 139 | 225 | 133 | 99 | 33 |
| | 3,725 | 5,485 | 4,479 | 4,203 | 2,356 | 701 | 1 | 11 | 85 | 71 | 120 | 175 | 125 | 81 | 32 |
| | 584 | 622 | 281 | 109 | 25 | 79 | — | 2 | 16 | 9 | 18 | 18 | 10 | 6 | — |
| | 201 | 214 | 97 | 24 | 2 | 9 | — | — | 1 | 1 | 4 | 1 | 1 | — | — |
| | 2,237 | 1,275 | 317 | 90 | 15 | 2,208 | — | 77 | 954 | 571 | 305 | 225 | 53 | 17 | 6 |
| | 69 | 42 | 10 | 1 | 1 | 66 | — | 5 | 39 | 10 | 6 | 5 | 1 | — | — |
| | 6,156 | 6,304 | 3,003 | 1,553 | 521 | 3,278 | 1 | 50 | 665 | 659 | 618 | 771 | 330 | 141 | 43 |
| | 670 | 813 | 486 | 268 | 125 | 260 | — | 3 | 65 | 41 | 47 | 56 | 24 | 20 | 4 |
| | 1,988 | 2,441 | 1,199 | 527 | 149 | 3,636 | — | 18 | 538 | 599 | 776 | 969 | 487 | 199 | 50 |
| | 250 | 341 | 244 | 75 | 23 | 408 | — | 6 | 105 | 72 | 77 | 79 | 50 | 14 | 5 |
| | 17,339 | 19,099 | 10,850 | 7,059 | 3,268 | 12,461 | 3 | 188 | 2,798 | 2,343 | 2,286 | 2,787 | 1,291 | 596 | 169 |
| | 5,274 | 7,391 | 5,643 | 4,750 | 2,563 | 1,668 | 1 | 27 | 353 | 226 | 288 | 368 | 232 | 131 | 42 |
| | — | — | 2 | — | — | 17 | — | — | — | 1 | 1 | 4 | 5 | 4 | 2 |
| | — | — | — | — | — | 1 | — | — | — | — | — | 1 | — | — | — |
| | 65 | 77 | 36 | 18 | 10 | 126 | — | 1 | 2 | 15 | 20 | 41 | 26 | 18 | 3 |
| | 10 | 22 | 19 | 13 | 1 | 21 | — | — | 2 | 2 | 3 | 6 | 7 | 1 | — |
| | 1,911 | 2,167 | 1,014 | 472 | 149 | 1,758 | — | 2 | 104 | 236 | 360 | 620 | 280 | 113 | 43 |
| | 395 | 423 | 223 | 106 | 21 | 231 | — | 3 | 41 | 43 | 45 | 51 | 30 | 10 | 8 |

Indictable Offences—Persons found guilty

TABLE IV(a): PERSONS FOUND GUILTY OF
By Offence, Court,

| Offence (1) | Total all Courts (2) | Found guilty at magistrates' | | | | |
|--|-------------------------|------------------------------|-----------------|------------------------|------------------------|------------------------|
| | | Total (3) | Under 14 (4) | 14 and under 17 (5) | 17 and under 21 (6) | 21 and under 25 (7) |
| 55 Bankruptcy offence | M 42 | — | — | — | — | — |
| | F 1 | — | — | — | — | — |
| 60 Forgery and uttering drug prescription | M 208 | 185 | 1 | 9 | 35 | 49 |
| | F 121 | 115 | 2 | 2 | 27 | 29 |
| 61 Other forgery and uttering | M 2,913 | 2,037 | 20 | 118 | 508 | 386 |
| | F 1,060 | 902 | 7 | 69 | 258 | 167 |
| Sub-total | M 15,569 | 12,727 | 119 | 580 | 2,519 | 2,492 |
| | F 4,020 | 3,602 | 38 | 205 | 979 | 691 |
| CRIMINAL DAMAGE | | | | | | |
| 56 Arson | M 1,707 | 1,150 | 437 | 438 | 133 | 42 |
| | F 182 | 115 | 12 | 57 | 18 | 3 |
| 57 Criminal damage endangering life | M 41 | 20 | 8 | 10 | 2 | — |
| | F 2 | — | — | — | — | — |
| 58 Other criminal damage | M 33,839 | 32,800 | 2,246 | 5,564 | 10,334 | 4,697 |
| | F 2,318 | 2,251 | 98 | 346 | 450 | 333 |
| 59 Threat, etc. to commit criminal damage | M 332 | 287 | 16 | 75 | 60 | 36 |
| | F 46 | 40 | 6 | 15 | 9 | 3 |
| Sub-total | M 35,919 | 34,257 | 2,707 | 6,067 | 10,529 | 4,775 |
| | F 2,548 | 2,406 | 116 | 423 | 477 | 339 |
| OTHER INDICTABLE OFFENCES | | | | | | |
| 35 Blackmail | M 274 | 119 | 35 | 80 | 4 | — |
| | F 23 | 12 | 3 | 9 | — | — |
| 62 High treason | M — | — | — | — | — | — |
| | F — | — | — | — | — | — |
| 63 Treason felony | M — | — | — | — | — | — |
| | F — | — | — | — | — | — |
| 64 Riot | M 28 | 1 | — | 1 | — | — |
| | F — | — | — | — | — | — |
| 65 Unlawful assembly | M 27 | 1 | — | 1 | — | — |
| | F — | — | — | — | — | — |
| 66 Other offence against the State or public order | M 1,069 | 6 | — | 6 | — | — |
| | F 33 | — | — | — | — | — |

Indictable Offences—Persons found guilty

INDICTABLE OFFENCES
Sex and Age (continued)

Number of persons

| courts | Found guilty at the Crown Court | | | | | | | | | | | | | | |
|--------|---------------------------------|------------------------|-------------------------|-------------------------|---------------------|---------------|------------------|-------------------------|-------------------------|-------------------------|-------------------------|-------------------------|-------------------------|-------------------------|---------------------|
| | 25 and under 30 (8) | 30 and under 40 (9) | 40 and under 50 (10) | 50 and under 60 (11) | 60 and over (12) | Total (13) | Under 14 (14) | 14 and under 17 (15) | 17 and under 21 (16) | 21 and under 25 (17) | 25 and under 30 (18) | 30 and under 40 (19) | 40 and under 50 (20) | 50 and under 60 (21) | 60 and over (22) |
| | — | — | — | — | — | 42 | — | — | — | — | 4 | 11 | 13 | 11 | 3 |
| | — | — | — | — | — | 1 | — | — | — | — | — | — | — | — | — |
| | 40 | 35 | 11 | 5 | — | 23 | — | — | 2 | 4 | 9 | 6 | 1 | 1 | — |
| | 12 | 20 | 14 | 6 | 3 | 6 | — | — | 2 | 1 | 2 | 1 | — | — | — |
| | 359 | 388 | 170 | 71 | 17 | 876 | — | 6 | 87 | 154 | 185 | 261 | 117 | 49 | 17 |
| | 151 | 137 | 75 | 30 | 8 | 158 | — | — | 31 | 32 | 30 | 30 | 24 | 9 | 2 |
| | 2,375 | 2,667 | 1,233 | 566 | 176 | 2,842 | — | 9 | 195 | 410 | 579 | 943 | 442 | 196 | 68 |
| | 568 | 602 | 331 | 155 | 33 | 418 | — | 3 | 76 | 78 | 80 | 90 | 61 | 20 | 10 |
| | 34 | 33 | 12 | 16 | 5 | 557 | — | 23 | 182 | 110 | 88 | 89 | 39 | 19 | 7 |
| | 8 | 9 | 7 | 1 | — | 67 | — | 1 | 13 | 9 | 7 | 16 | 13 | 6 | 2 |
| | — | — | — | — | — | 21 | — | 3 | 5 | 3 | 1 | 4 | 5 | — | — |
| | — | — | — | — | — | 2 | — | — | 1 | — | — | — | — | 1 | — |
| | 3,581 | 3,695 | 1,707 | 705 | 271 | 1,039 | 1 | 33 | 322 | 221 | 154 | 191 | 82 | 27 | 8 |
| | 299 | 400 | 223 | 79 | 23 | 67 | — | — | 20 | 11 | 15 | 15 | 3 | 2 | 1 |
| | 32 | 29 | 23 | 14 | 2 | 45 | — | — | 5 | 10 | 7 | 16 | 7 | — | — |
| | 2 | 3 | 2 | — | — | 6 | — | — | — | 1 | 2 | 2 | — | 1 | — |
| | 3,647 | 3,757 | 1,742 | 735 | 278 | 1,662 | 1 | 59 | 514 | 344 | 250 | 300 | 133 | 46 | 15 |
| | 309 | 412 | 232 | 80 | 23 | 142 | — | 1 | 34 | 21 | 24 | 33 | 16 | 10 | 3 |
| | — | — | — | — | — | 155 | — | 4 | 45 | 33 | 29 | 28 | 13 | 3 | — |
| | — | — | — | — | — | 11 | — | — | 4 | 1 | 2 | 2 | 1 | 1 | — |
| | — | — | — | — | — | — | — | — | — | — | — | — | — | — | — |
| | — | — | — | — | — | — | — | — | — | — | — | — | — | — | — |
| | — | — | — | — | — | — | — | — | — | — | — | — | — | — | — |
| | — | — | — | — | — | 27 | — | 1 | 11 | 2 | 8 | 5 | — | — | — |
| | — | — | — | — | — | — | — | — | — | — | — | — | — | — | — |
| | — | — | — | — | — | 26 | 1 | 5 | 12 | 7 | 1 | — | — | — | — |
| | — | — | — | — | — | — | — | — | — | — | — | — | — | — | — |
| | — | — | — | — | — | 1,063 | — | 48 | 539 | 207 | 119 | 99 | 41 | 7 | 3 |
| | — | — | — | — | — | 33 | — | 1 | 9 | 7 | 8 | 4 | 4 | — | — |

Indictable Offences—Persons found guilty

TABLE IV(a): PERSONS FOUND GUILTY OF
By Offence, Court,

| Offence (1) | Total all Courts (2) | Found guilty at magistrates' | | | | |
|---|-------------------------|------------------------------|-----------------|------------------------|------------------------|------------------------|
| | | Total (3) | Under 14 (4) | 14 and under 17 (5) | 17 and under 21 (6) | 21 and under 25 (7) |
| 67 Perjury | M 117 F 18 | 28 4 | — | 1 | 2 | 4 |
| 68 Libel | M — F — | — | — | — | — | — |
| 70 Reckless or dangerous driving | M 339 F 6 | — | — | — | — | — |
| 71 Driving while unfit through drink or drugs | M 1,900 F 43 | — | — | — | — | — |
| 72 Other motoring offence | M 467 F 13 | — | — | — | — | — |
| 75 Betting or gaming offence | M 4 F — | — | — | — | — | — |
| 76 Aiding suicide | M 1 F — | — | — | — | — | — |
| 77 Drug offence | M 1,206 F 209 | — | — | — | — | — |
| 78 Immigration offence | M 31 F — | — | — | — | — | — |
| 99 Other indictable offence | M 2,917 F 1,071 | 2,314 1,019 | 21 3 | 40 10 | 159 65 | 364 180 |
| Sub-total | M 8,380 F 1,416 | 2,469 1,035 | 56 6 | 129 20 | 165 65 | 368 180 |
| GRAND TOTAL | M 342,125 F 60,356 | 293,279 56,615 | 21,418 2,374 | 58,901 7,054 | 76,759 10,264 | 38,229 6,608 |

Indictable Offences—Persons found guilty

INDICTABLE OFFENCES
Sex and Age (continued)

Number of persons

| courts | Found guilty at the Crown Court | | | | | | | | | | | | | | |
|--------|---------------------------------|------------------------|-------------------------|-------------------------|---------------------|---------------|------------------|-------------------------|-------------------------|-------------------------|-------------------------|-------------------------|-------------------------|-------------------------|---------------------|
| | 25 and under 30 (8) | 30 and under 40 (9) | 40 and under 50 (10) | 50 and under 60 (11) | 60 and over (12) | Total (13) | Under 14 (14) | 14 and under 17 (15) | 17 and under 21 (16) | 21 and under 25 (17) | 25 and under 30 (18) | 30 and under 40 (19) | 40 and under 50 (20) | 50 and under 60 (21) | 60 and over (22) |
| | 5 | 9 | 2 | 5 | — | 89 | — | — | 8 | 19 | 13 | 33 | 8 | 6 | 2 |
| | 1 | 1 | — | 1 | — | 14 | — | — | 4 | 3 | 3 | 3 | — | 1 | — |
| | — | — | — | — | — | — | — | — | — | — | — | — | — | — | — |
| | — | — | — | — | — | 339 | — | — | 38 | 59 | 86 | 106 | 30 | 17 | 3 |
| | — | — | — | — | — | 6 | — | — | — | 1 | 1 | 2 | 1 | — | 1 |
| | — | — | — | — | — | 1,900 | 1 | 1 | 90 | 199 | 365 | 647 | 374 | 173 | 50 |
| | — | — | — | — | — | 43 | — | — | 2 | 8 | 5 | 15 | 10 | 1 | 2 |
| | — | — | — | — | — | 467 | — | — | 57 | 110 | 117 | 128 | 38 | 17 | — |
| | — | — | — | — | — | 13 | — | — | 2 | 2 | 2 | 5 | 2 | — | — |
| | — | — | — | — | — | 4 | — | — | — | — | — | 1 | 2 | 1 | — |
| | — | — | — | — | — | — | — | — | — | — | — | — | — | — | — |
| | — | — | — | — | — | 1 | — | — | — | — | — | — | 1 | — | — |
| | — | — | — | — | — | — | — | — | — | — | — | — | — | — | — |
| | — | — | — | — | — | 1,206 | — | 1 | 200 | 444 | 285 | 200 | 66 | 9 | 1 |
| | — | — | — | — | — | 209 | — | 3 | 57 | 74 | 47 | 19 | 7 | 2 | — |
| | — | — | — | — | — | 31 | — | — | 5 | 4 | 8 | 12 | 2 | — | — |
| | — | — | — | — | — | — | — | — | — | — | — | — | — | — | — |
| | 542 | 669 | 331 | 153 | 35 | 603 | — | 4 | 52 | 83 | 126 | 163 | 102 | 56 | 17 |
| | 226 | 318 | 162 | 47 | 8 | 52 | — | 1 | 10 | 7 | 7 | 15 | 7 | 5 | — |
| | 547 | 678 | 333 | 158 | 35 | 5,911 | 2 | 64 | 1,057 | 1,167 | 1,157 | 1,422 | 677 | 289 | 76 |
| | 227 | 319 | 162 | 48 | 8 | 381 | — | 5 | 88 | 103 | 75 | 65 | 32 | 10 | 3 |
| | 31,733 | 34,191 | 17,634 | 10,015 | 4,399 | 48,846 | 16 | 1,265 | 13,839 | 9,769 | 8,430 | 9,380 | 3,987 | 1,643 | 517 |
| | 6,766 | 9,249 | 6,561 | 5,097 | 2,642 | 3,741 | 2 | 96 | 974 | 634 | 627 | 733 | 417 | 199 | 59 |

Non-Indictable Offences—Persons found guilty

TABLE IV(b): PERSONS FOUND GUILTY OF
NON-INDICTABLE OFFENCES
By Offence, Sex and Age—England and Wales 1975

| Offence (1) | | Number of persons | | | | |
|--|---|-------------------|--------------------|---------------------------|---------------------------|-----------------------|
| | | Total (2) | Under 14 (3) | 14 and under 17 (4) | 17 and under 21 (5) | 21 and over (6) |
| 101 Adulteration of food, drug, etc. | M | 2,012 | — | — | — | 2,012 |
| | F | 47 | — | — | — | 47 |
| 102 Aliens Restriction Acts | M | 7 | — | — | — | 7 |
| | F | 3 | — | — | 1 | 2 |
| Assault: | | | | | | |
| 103 Aggravated | M | 10 | — | — | 1 | 9 |
| | F | 3 | — | — | 1 | 2 |
| 104 On constable | M | 8,663 | 14 | 426 | 2,826 | 5,397 |
| | F | 1,075 | 3 | 97 | 289 | 686 |
| 105 Common, etc. | M | 1,612 | 9 | 93 | 103 | 1,407 |
| | F | 413 | 1 | 20 | 14 | 378 |
| 106 Betting or gaming offence | M | 1,718 | — | 25 | 70 | 1,623 |
| | F | 26 | — | 1 | 1 | 24 |
| 107 Brothel keeping | M | 19 | — | — | 2 | 17 |
| | F | 80 | — | 1 | 14 | 65 |
| 108 Cruelty to animal | M | 685 | 33 | 65 | 43 | 544 |
| | F | 153 | 2 | 1 | 7 | 143 |
| 109 Cruelty to a child, etc. | M | 84 | — | 3 | 10 | 71 |
| | F | 85 | — | 7 | 15 | 63 |
| 110 Diseases of Animals Act | M | 172 | — | — | 3 | 169 |
| | F | 18 | — | — | 1 | 17 |
| 111 Dog, offence in relation to | M | 1,758 | 5 | 10 | 74 | 1,669 |
| | F | 951 | 1 | 4 | 41 | 905 |
| 112 Education Acts | M | 2,140 | — | — | — | 2,140 |
| | F | 1,482 | — | — | — | 1,482 |
| Explosive, Firearm, etc.: | | | | | | |
| 113 Explosives Act | M | 55 | 5 | 12 | 10 | 28 |
| | F | 3 | — | — | — | 3 |
| 114 Petroleum Act | M | 30 | — | — | — | 30 |
| | F | — | — | — | — | — |
| 115 Firearms Act | M | 7,243 | 361 | 1,344 | 1,353 | 4,185 |
| | F | 84 | 2 | 6 | 8 | 68 |
| 116 Fishery law | M | 1,404 | — | 48 | 109 | 1,247 |
| | F | 6 | — | — | — | 6 |
| 117 Friendly Societies Acts | M | 5 | — | — | — | 5 |
| | F | — | — | — | — | — |
| Game law: | | | | | | |
| 118 Night poaching | M | 98 | — | 2 | 14 | 82 |
| | F | — | — | — | — | — |
| 119 Day poaching | M | 1,162 | 7 | 94 | 196 | 865 |
| | F | 3 | — | — | 2 | 1 |
| 120 Unlawful possession of game, etc. | M | 167 | — | 7 | 35 | 125 |
| | F | — | — | — | — | — |
| 121 Other offence against game law | M | 339 | — | 19 | 66 | 254 |
| | F | 5 | — | 1 | 2 | 2 |
| Highways Act: | | | | | | |
| 122 Obstruction other than by vehicle | M | 14,388 | 14 | 182 | 1,645 | 12,547 |
| | F | 1,137 | 1 | 13 | 150 | 973 |
| 123 Nuisance other than by vehicle | M | 1,656 | 54 | 269 | 552 | 781 |
| | F | 54 | — | 5 | 6 | 43 |
| 135 Horsedrawn vehicle | M | 37 | 1 | 2 | 2 | 32 |
| | F | 1 | — | — | — | 1 |
| 136 Handcart or barrow | M | 1,376 | — | 2 | 31 | 1,343 |
| | F | 101 | — | — | — | 101 |

Non-Indictable Offences—Persons found guilty

TABLE IV(b): PERSONS FOUND GUILTY OF
NON-INDICTABLE OFFENCES
By Offence, Sex and Age (continued)

| Offence (1) | | Number of persons | | | | |
|--|---|-------------------|--------------------|---------------------------|---------------------------|-----------------------|
| | | Total (2) | Under 14 (3) | 14 and under 17 (4) | 17 and under 21 (5) | 21 and over (6) |
| 137 Pedal cycle | M | 4,794 | 277 | 1,173 | 1,479 | 1,865 |
| | F | 286 | 14 | 27 | 59 | 186 |
| 124 Other Highways Act offence | M | 686 | 2 | 22 | 136 | 526 |
| | F | 36 | — | 2 | 10 | 24 |
| 139 Indecent exposure | M | 2,495 | 18 | 204 | 447 | 1,826 |
| Intoxicating liquor law: | | | | | | |
| 140 Drunkenness, simple | M | 45,629 | 14 | 300 | 2,753 | 41,562 |
| | F | 3,610 | 3 | 58 | 295 | 3,254 |
| 141 Drunkenness, with aggravation | M | 46,889 | 6 | 726 | 12,873 | 33,284 |
| | F | 3,511 | 2 | 84 | 658 | 2,767 |
| 142 Offence by licensed persons, etc. | M | 1,137 | — | 30 | 45 | 1,062 |
| | F | 261 | — | 9 | 16 | 236 |
| 143 Other offence against intoxicating liquor law | M | 6,622 | 19 | 1,846 | 2,581 | 2,176 |
| | F | 1,902 | 9 | 696 | 709 | 488 |
| 144 Juvenile, selling tobacco to | M | 11 | — | — | — | 11 |
| | F | 3 | — | — | — | 3 |
| Labour law: | | | | | | |
| 145 Intimidation | M | — | — | — | — | — |
| | F | — | — | — | 1 | 56 |
| 146 Shops Act | M | 57 | — | — | — | 2 |
| | F | 2 | — | — | — | 54 |
| 147 Employment of Chil- dren Act | M | 59 | — | — | 5 | 7 |
| | F | 8 | — | — | 1 | 861 |
| 148 Other offence against labour law | M | 859 | 1 | 4 | 3 | 10 |
| | F | 11 | — | 1 | — | 1 |
| 149 Malicious damage | M | 12 | 4 | 6 | 1 | — |
| | F | — | — | — | — | 96 |
| 150 Merchant Shipping Acts | M | 118 | 3 | 6 | 13 | 84 |
| | F | 92 | — | — | 66 | 3,697 |
| 151 Social Security offence | M | 3,763 | — | 1 | 42 | 1,675 |
| | F | 1,718 | — | 1 | 23 | 11,462 |
| 152 National Insurance Act | M | 11,486 | — | — | 3 | 204 |
| | F | 207 | — | — | — | — |
| Naval, Military and Air Force law: | | | | | | |
| 153 Army | M | 23 | — | — | 1 | 7 |
| | F | 1 | — | — | — | 1 |
| 154 Navy | M | 2 | — | — | — | — |
| | F | — | — | — | — | — |
| 155 Air Force | M | — | — | — | — | — |
| | F | 1 | — | — | — | 1 |
| 156 Park, common or other open space offence | M | 559 | 9 | 14 | 24 | 512 |
| | F | 33 | — | — | 2 | 31 |
| Pawnbrokers Act: | | | | | | |
| 154 Offence by pawnbroker | M | 5 | — | — | — | 5 |
| | F | — | — | — | — | — |
| 158 Unlawful pledging | M | 1 | — | — | — | — |
| | F | — | — | — | — | — |
| 159 Other offence against Pawnbrokers Act | M | 7 | — | 1 | 3 | 3 |
| | F | — | — | — | — | — |
| 160 Pedlars Acts | M | 211 | — | — | 15 | 49 |
| | F | 16 | — | — | — | 16 |

Non-Indictable Offences—Persons found guilty

TABLE IV(b): PERSONS FOUND GUILTY OF
NON-INDICTABLE OFFENCES
By Offence, Sex and Age (continued)

| Offence (1) | Number of persons | | | | |
|---|-------------------|--------------------|---------------------------|---------------------------|-----------------------|
| | Total (2) | Under 14 (3) | 14 and under 17 (4) | 17 and under 21 (5) | 21 and over (6) |
| Certain local regulations: | | | | | |
| 161 Allowing chimney to be on fire | M 2 | — | — | — | 2 |
| | F — | — | — | — | — |
| 162 Disorderly behaviour | M 8,204 | 28 | 549 | 2,295 | 5,332 |
| | F 505 | 5 | 55 | 114 | 331 |
| 163 Playing in street | M 18 | — | 5 | 7 | 6 |
| | F 2 | — | — | — | 2 |
| 164 Other offence | M 4,621 | 80 | 240 | 1,084 | 3,217 |
| | F 336 | 11 | 41 | 53 | 231 |
| 165 Prevention of Crime Act | M 5,023 | 93 | 857 | 1,818 | 2,255 |
| | F 228 | 4 | 24 | 60 | 140 |
| Prostitution: | | | | | |
| 166 Offence by prostitute | F 3,292 | — | 35 | 1,171 | 2,086 |
| 167 Aiding, etc., offence by prostitute | M 1 | — | — | — | 1 |
| | F — | — | — | — | — |
| 168 Public health offence | M 2,962 | 1 | 6 | 59 | 2,896 |
| | F 152 | 3 | 7 | 1 | 141 |
| 169 Railway offence | M 11,419 | 600 | 1,503 | 1,476 | 7,840 |
| | F 1,483 | 47 | 138 | 187 | 1,111 |
| Revenue law: | | | | | |
| 170 Motor vehicle licence | M 89,647 | 3 | 129 | 2,412 | 87,103 |
| | F 3,943 | — | 2 | 73 | 3,868 |
| 171 Dog licence | M 2,530 | 1 | 5 | 72 | 2,452 |
| | F 1,351 | 1 | 2 | 39 | 1,309 |
| 172 Other offence against revenue law | M 1,398 | — | — | 3 | 1,395 |
| | F 95 | — | — | — | 95 |
| 173 Stage carriage or public service vehicle offence | M 1,576 | 2 | 96 | 143 | 1,335 |
| | F 83 | — | 4 | 10 | 69 |
| 179 Sunday trading, etc. | M 407 | — | — | 1 | 406 |
| | F 46 | — | — | 1 | 45 |
| 180 Tram or trolley vehicle offence | M 1 | — | — | — | 1 |
| | F — | — | — | — | — |
| 181 Unlawful possession | M 257 | 6 | 23 | 63 | 165 |
| | F 17 | — | — | 11 | 6 |
| Vagrancy Acts: | | | | | |
| 182 Begging | M 1,127 | — | 5 | 20 | 1,102 |
| | F 46 | 3 | 2 | 1 | 40 |
| 183 Sleeping out | M 275 | 2 | 1 | 15 | 257 |
| | F 14 | — | — | 3 | 11 |
| 185 Found in enclosed premises | M 655 | 31 | 121 | 199 | 304 |
| | F 13 | — | 4 | 2 | 7 |
| 186 Frequenting | M 2,359 | 48 | 327 | 837 | 1,147 |
| | F 72 | — | 7 | 42 | 23 |
| 187A Male living on female prostitute's earnings | M 126 | — | — | 10 | 116 |
| | F — | — | — | — | — |
| 187B Importuning by male | M 591 | — | 3 | 69 | 519 |
| | F — | — | — | — | — |
| 187C Female living on female prostitute's earnings | M — | — | — | — | — |
| | F 3 | — | — | — | 3 |
| 187D Living on male prostitute's earnings | M 1 | — | — | — | 1 |
| | F — | — | — | — | — |

Non-Indictable Offences—Persons found guilty

TABLE IV(b): PERSONS FOUND GUILTY OF
NON-INDICTABLE OFFENCES
By Offence, Sex and Age (continued)

| Offence (1) | Number of persons | | | | |
|--|-------------------|--------------------|---------------------------|---------------------------|-----------------------|
| | Total (2) | Under 14 (3) | 14 and under 17 (4) | 17 and under 21 (5) | 21 and over (6) |
| 188 Other offence against Vagrancy Act | M 89 | — | 10 | 20 | 59 |
| | F 6 | — | — | 2 | 4 |
| 189 Weights and Measures Act | M 648 | — | — | — | 648 |
| | F 38 | — | — | — | 38 |
| 190 Wild Birds Protection Acts | M 115 | 8 | 32 | 17 | 58 |
| | F 11 | — | — | — | 11 |
| 191 Wireless Telegraphy Acts | M 21,593 | 1 | 1 | 28 | 21,563 |
| | F 11,779 | — | — | 6 | 11,773 |
| 192 Gross indecency with child | M 315 | 3 | 23 | 38 | 251 |
| | F 3 | — | — | 1 | 2 |
| 193 Drug offence | M 7,827 | — | 76 | 2,328 | 5,423 |
| | F 1,240 | — | 27 | 470 | 743 |
| 194 Immigration offence | M 693 | — | 2 | 96 | 595 |
| | F 127 | — | 3 | 26 | 98 |
| 195 Other non-indictable offence (excluding motoring) | M 24,602 | 263 | 2,605 | 8,554 | 13,180 |
| | F 1,914 | 54 | 231 | 366 | 1,263 |
| Total non-indictable (other than motoring) offences | M 361,357 | 2,026 | 13,571 | 50,320 | 295,440 |
| | F 44,227 | 166 | 1,616 | 4,994 | 37,451 |
| Motoring offences: | | | | | |
| Reckless or dangerous driving | M 6,892 | 5 | 218 | 1,682 | 4,987 |
| | F 194 | — | 1 | 19 | 174 |
| Driving while unfit through drink or drugs | M 52,595 | — | 154 | 7,235 | 45,206 |
| | F 1,261 | — | — | 101 | 1,160 |
| In charge of motor vehicle while unfit through drink or drugs | M 2,262 | — | 8 | 230 | 2,024 |
| | F 84 | — | — | 5 | 79 |
| Driving while disqualified | M 9,746 | 3 | 214 | 2,807 | 6,722 |
| | F 178 | — | 5 | 31 | 142 |
| Other motoring offence | M 1,023,900 | 660 | 16,574 | 111,989 | 894,677 |
| | F 83,502 | 23 | 452 | 5,039 | 77,988 |
| Total motoring offences | M 1,095,395 | 668 | 17,168 | 123,943 | 953,616 |
| | F 85,219 | 23 | 458 | 5,195 | 79,543 |
| TOTAL NON-INDICTABLE OFFENCES | M 1,456,752 | 2,694 | 30,739 | 174,263 | 1,249,056 |
| | F 129,446 | 189 | 2,074 | 10,189 | 116,994 |

Indictable Offences—Additional findings of guilt

TABLE V—PERSONS FOUND GUILTY OF
INDICTABLE OFFENCES BY NUMBER OF
FINDINGS OF GUILT AT ONE HEARING

| Year | Total found guilty | Persons found guilty of: | | | | | |
|------|-----------------------|--------------------------|---------------|---------------|---------------|---------------------|-------------------------|
| | | 1 offence | 2 offences | 3 offences | 4 offences | 5 to 11 offences | 12 and over offences |
| 1955 | 107,446 | 84,495 | 15,651 | 4,694 | 1,420 | 1,120 | 66 |
| 1960 | 163,482 | 122,040 | 28,593 | 8,029 | 2,585 | 2,085 | 150 |
| 1965 | 218,435 | 157,302 | 42,231 | 11,643 | 4,039 | 3,001 | 219 |
| 1970 | 322,898 | 222,825 | 65,454 | 19,896 | 7,861 | 6,470 | 392 |
| 1972 | 340,035 | 230,747 | 67,877 | 22,317 | 9,495 | 9,018 | 581 |
| 1974 | 374,918 | 260,933 | 70,023 | 23,584 | 10,120 | 9,756 | 502 |
| 1975 | 402,481 | 282,084 | 74,006 | 24,721 | 10,663 | 10,428 | 579 |

Offences recorded as known to the police

TABLE VI—NUMBERS OF OFFENCES RECORDED AS KNOWN TO THE POLICE by Police Force and by offence—1975

Number of offences

| Offence | England and Wales | England | Avon and Somerset | Bedfordshire | Cambridgeshire | Cheshire | Cleveland | Cumbria |
|--|-------------------|---------|-------------------|--------------|----------------|----------|-----------|---------|
| VIOLENCE AGAINST THE PERSON | | | | | | | | |
| 1 Murder | | | | | | | | |
| 4 Manslaughter | | | | | | | | |
| 4A Infanticide | | | | | | | | |
| 2 Attempted murder | | | | | | | | |
| 3 Threat or conspiracy to murder | | | | | | | | |
| 4a Child destruction | | | | | | | | |
| 4c Causing death by dangerous driving | | | | | | | | |
| 5 Wounding or other act endangering life | | | | | | | | |
| 6 Endangering railway passenger | | | | | | | | |
| 7 Endangering life at sea | | | | | | | | |
| 8 Other wounding, etc. | | | | | | | | |
| 9 Assault | | | | | | | | |
| 12 Abandoning child aged under two years | | | | | | | | |
| 13 Child stealing | | | | | | | | |
| 14 Procuring illegal abortion | | | | | | | | |
| 15 Concealment of birth | | | | | | | | |
| Sub-total | 71,002 | 66,950 | 1,270 | 789 | 862 | 902 | 1,142 | 546 |
| SEXUAL OFFENCES | | | | | | | | |
| 16 Buggery | | | | | | | | |
| 17 Attempt to commit buggery, etc. | | | | | | | | |
| 18 Indecency between males | | | | | | | | |
| 19 Rape | | | | | | | | |
| 20 Indecent assault on female | | | | | | | | |
| 21 Unlawful sexual intercourse with girl under 13 | | | | | | | | |
| 22 Unlawful sexual intercourse with girl under 16 | | | | | | | | |
| 23 Incest | | | | | | | | |
| 24 Procuration | | | | | | | | |
| 25 Abduction | | | | | | | | |
| 26 Bigamy | | | | | | | | |
| Sub-total | 23,731 | 22,419 | 399 | 239 | 277 | 326 | 295 | 260 |
| BURGLARY | | | | | | | | |
| 28 Burglary in a dwelling | | | | | | | | |
| 29 Aggravated burglary in a dwelling | | | | | | | | |
| 30 Burglary in a building other than a dwelling | | | | | | | | |
| 31 Aggravated burglary in a building other than a dwelling | | | | | | | | |
| 33 Going equipped for stealing, etc. | | | | | | | | |
| Sub-total | 521,867 | 491,972 | 8,743 | 4,630 | 4,509 | 7,124 | 7,596 | 3,227 |
| ROBBERY | | | | | | | | |
| 34 Robbery | | | | | | | | |
| Sub-total | 11,311 | 10,893 | 119 | 104 | 46 | 68 | 55 | 26 |

Offences recorded as known to the police

TABLE VI—NUMBERS OF OFFENCES RECORDED AS KNOWN TO THE POLICE by Police Force and by offence

Number of offences

| Offence | England and Wales | England | Avon and Somerset | Bedfordshire | Cambridgeshire | Cheshire | Cleveland | Cumbria |
|---|-------------------|------------------|-------------------|---------------|----------------|---------------|---------------|---------------|
| THEFT AND HANDLING STOLEN GOODS | | | | | | | | |
| 39 Theft from the person of another | | | | | | | | |
| 40 Theft in a dwelling other than from automatic machine or meter | | | | | | | | |
| 41 Theft by an employee | | | | | | | | |
| 42 Theft or unauthorised taking from mail | | | | | | | | |
| 44 Theft of pedal cycle | | | | | | | | |
| 45 Theft from vehicle | | | | | | | | |
| 46 Shoplifting | | | | | | | | |
| 47 Theft from automatic machine or meter | | | | | | | | |
| 48 Theft or unauthorised taking of motor vehicle | | | | | | | | |
| 49 Other theft or unauthorised taking | | | | | | | | |
| 54 Handling stolen goods | | | | | | | | |
| Sub-total | 1,267,674 | 1,203,477 | 27,823 | 12,179 | 16,705 | 15,036 | 14,391 | 10,071 |
| FRAUD AND FORGERY | | | | | | | | |
| 51 Fraud by company director, etc. | | | | | | | | |
| 52 False accounting | | | | | | | | |
| 53 Other fraud | | | | | | | | |
| 60 Forgery and uttering prescription | | | | | | | | |
| 61 Other forgery and uttering | | | | | | | | |
| Sub-total | 123,055 | 117,789 | 2,157 | 1,416 | 1,708 | 1,106 | 1,746 | 1,246 |
| CRIMINAL DAMAGE | | | | | | | | |
| 56 Arson | | | | | | | | |
| 57 Criminal damage endangering life | | | | | | | | |
| 58 Other criminal damage £20 or over | | | | | | | | |
| 59 Threat or possession with intent to commit criminal damage | | | | | | | | |
| Sub-total | 78,546 | 74,459 | 1,399 | 934 | 807 | 895 | 1,257 | 695 |
| OTHER OFFENCES | | | | | | | | |
| 35 Blackmail | | | | | | | | |
| 62 High treason | | | | | | | | |
| 63 Treason felony | | | | | | | | |
| 64 Riot | | | | | | | | |
| 65 Unlawful assembly | | | | | | | | |
| 66 Other offences against the State or public order | | | | | | | | |
| 67 Perjury | | | | | | | | |
| 68 Libel | | | | | | | | |
| 76 Aiding suicide | | | | | | | | |
| 99 Other indictable offence | | | | | | | | |
| Sub-total | 8,445 | 7,742 | 56 | 74 | 141 | 42 | 170 | 53 |
| TOTAL | 2,105,631 | 1,995,701 | 41,966 | 20,365 | 25,055 | 25,499 | 26,652 | 16,124 |

TABLE VI—NUMBERS OF OFFENCES RECORDED AS KNOWN TO THE POLICE by Police Force and by offence

| Offence | Number of offences | | | | | | | | |
|--|--------------------|--------------------|--------|--------|-------|-----------------|--------------------|-----------|---------------|
| | Derbyshire | Devon and Cornwall | Dorset | Durham | Essex | Gloucestershire | Greater Manchester | Hampshire | Hertfordshire |
| VIOLENCE AGAINST THE PERSON | | | | | | | | | |
| 1 Murder | | | | | | | | | |
| 4 Manslaughter | 9 | 7 | 2 | 6 | 9 | 3 | 23 | 13 | 7 |
| 4A Infanticide | | | | | | | | | |
| 2 Attempted murder | 6 | 7 | 3 | 3 | 5 | 1 | 23 | 20 | 5 |
| 3 Threat or conspiracy to murder | 1 | 8 | 1 | | 3 | 4 | | 5 | |
| 4B Child destruction | — | — | — | — | — | — | — | — | — |
| 4C Causing death by dangerous driving | 10 | 14 | 11 | 8 | 23 | 1 | 18 | 39 | 5 |
| 5 Wounding or other act endangering life | 84 | 49 | 27 | 47 | 44 | 17 | 415 | 105 | 14 |
| 6 Endangering railway passenger | 4 | | | | 3 | | 2 | 1 | |
| 7 Endangering life at sea | — | — | — | — | — | — | — | — | — |
| 8 Other wounding, etc. | 1,426 | 1,464 | 539 | 1,161 | 1,596 | 402 | 3,277 | 1,651 | 1,017 |
| 9 Assault | — | 78 | 4 | 3 | 33 | 4 | — | 5 | 1 |
| 12 Abandoning child aged under two years | — | — | — | — | — | — | — | — | — |
| 13 Child stealing | — | 2 | — | 2 | 1 | — | 4 | 2 | — |
| 14 Procuring illegal abortion | — | — | — | — | — | — | — | 1 | — |
| 15 Concealment of birth | — | 1 | — | — | 1 | — | — | — | — |
| Sub-total | 1,540 | 1,630 | 587 | 1,230 | 1,718 | 432 | 3,762 | 1,842 | 1,049 |
| SEXUAL OFFENCES | | | | | | | | | |
| 16 Buggery | 7 | 19 | 8 | 7 | 6 | 13 | 43 | 24 | 4 |
| 17 Attempt to commit buggery, etc. | 43 | 103 | 38 | 42 | 41 | 32 | 249 | 126 | 58 |
| 18 Indecency between males | 32 | 37 | 9 | 4 | 12 | 38 | 175 | 30 | 48 |
| 19 Rape | 17 | 23 | 6 | 12 | 19 | 8 | 60 | 33 | 24 |
| 20 Indecent assault on female | 251 | 344 | 139 | 179 | 244 | 100 | 735 | 381 | 181 |
| 21 Unlawful sexual intercourse with girl under 13 | 8 | 4 | 12 | 4 | 8 | — | 23 | 8 | 15 |
| 22 Unlawful sexual intercourse with girl under 16 | 130 | 158 | 54 | 66 | 100 | 40 | 202 | 188 | 70 |
| 23 Incest | 11 | 10 | 5 | 4 | 2 | 7 | 15 | 15 | 3 |
| 24 Procuration | 6 | 4 | 2 | 3 | 4 | 2 | 1 | 16 | 1 |
| 25 Abduction | 7 | 4 | 2 | 1 | — | 2 | 4 | 6 | 3 |
| 26 Bigamy | 3 | 5 | 1 | 1 | — | 1 | 7 | 5 | 4 |
| Sub-total | 515 | 721 | 276 | 323 | 436 | 243 | 1,514 | 832 | 411 |
| BURGLARY | | | | | | | | | |
| 28 Burglary in a dwelling | 3,432 | 3,082 | 1,827 | 2,294 | 3,509 | 1,447 | 18,191 | 6,109 | 2,015 |
| 29 Aggravated burglary in a dwelling | 4 | 6 | 5 | 2 | 11 | 10 | 17 | 22 | 4 |
| 30 Burglary in a building other than a dwelling | 5,184 | 3,956 | 2,748 | 3,933 | 6,097 | 1,733 | 19,859 | 6,856 | 3,049 |
| 31 Aggravated burglary in a building other than a dwelling | — | 2 | 1 | 1 | 3 | — | 12 | 2 | — |
| 33 Going equipped for stealing, etc. | 139 | 72 | 27 | 174 | 69 | 14 | 389 | 187 | 128 |
| Sub-total | 8,759 | 7,118 | 4,608 | 6,404 | 9,689 | 3,204 | 38,468 | 13,176 | 5,196 |
| ROBBERY | | | | | | | | | |
| 34 Robbery | 120 | 97 | 49 | 47 | 160 | 44 | 547 | 198 | 92 |

TABLE VI—NUMBERS OF OFFENCES RECORDED AS KNOWN TO THE POLICE by Police Force and by offence

| Offence | Number of offences | | | | | | | | |
|---|--------------------|--------------------|--------|--------|--------|-----------------|--------------------|-----------|---------------|
| | Derbyshire | Devon and Cornwall | Dorset | Durham | Essex | Gloucestershire | Greater Manchester | Hampshire | Hertfordshire |
| THEFT AND HANDLING STOLEN GOODS | | | | | | | | | |
| 39 Theft from the person of another | 121 | 86 | 118 | 94 | 84 | 26 | 1,129 | 186 | 127 |
| 40 Theft in a dwelling other than from automatic machine or meter | 643 | 1,700 | 708 | 304 | 899 | 354 | 2,592 | 1,555 | 525 |
| 41 Theft by an employee | 373 | 481 | 262 | 290 | 763 | 176 | 3,122 | 1,022 | 710 |
| 42 Theft or unauthorised taking from mail | 183 | 8 | 47 | 147 | 32 | 3 | 53 | 47 | 21 |
| 44 Theft of pedal cycle | 886 | 689 | 796 | 493 | 2,304 | 576 | 5,272 | 3,564 | 1,373 |
| 45 Theft from vehicle | 2,897 | 3,128 | 2,665 | 2,577 | 5,669 | 1,420 | 13,260 | 6,670 | 4,490 |
| 46 Shoplifting | 2,477 | 4,022 | 2,645 | 1,686 | 4,631 | 1,872 | 11,681 | 6,085 | 2,968 |
| 47 Theft from automatic machine or meter | 412 | 855 | 514 | 238 | 627 | 277 | 1,570 | 1,179 | 416 |
| 48 Theft or unauthorised taking of motor vehicle | 2,628 | 2,709 | 1,615 | 1,890 | 5,071 | 1,242 | 23,715 | 5,671 | 4,046 |
| 49 Other theft or unauthorised taking | 5,389 | 10,006 | 4,574 | 3,732 | 7,423 | 2,372 | 16,810 | 10,118 | 4,193 |
| 54 Handling stolen goods | 1,037 | 922 | 546 | 781 | 782 | 309 | 2,699 | 1,111 | 830 |
| Sub-total | 17,046 | 24,606 | 14,490 | 12,232 | 28,285 | 8,627 | 81,903 | 37,208 | 19,699 |
| FRAUD AND FORGERY | | | | | | | | | |
| 51 Fraud by company director, etc. | — | 2 | 1 | — | 1 | — | 3 | 2 | 1 |
| 52 False accounting | 41 | 24 | 79 | 45 | 113 | 41 | 533 | 292 | 198 |
| 53 Other fraud | 1,634 | 2,064 | 1,577 | 991 | 2,000 | 542 | 6,047 | 3,748 | 1,741 |
| 60 Forgery and uttering prescription | 5 | 24 | 49 | 1 | 13 | 7 | 188 | 61 | 1 |
| 61 Other forgery and uttering | 218 | 347 | 698 | 193 | 659 | 115 | 965 | 590 | 382 |
| Sub-total | 1,898 | 2,461 | 2,404 | 1,230 | 2,786 | 705 | 7,736 | 4,693 | 2,323 |
| CRIMINAL DAMAGE | | | | | | | | | |
| 56 Arson | 256 | 183 | 106 | 193 | 414 | 42 | 254 | 240 | 107 |
| 57 Criminal damage endangering life | 2 | — | 2 | — | — | — | 3 | 16 | 2 |
| 58 Other criminal damage £20 or over | 1,235 | 1,222 | 603 | 921 | 1,713 | 430 | 4,597 | 1,902 | 1,431 |
| 59 Threat or possession with intent to commit criminal damage | 3 | 5 | 9 | 9 | 13 | 3 | 35 | 12 | 10 |
| Sub-total | 1,496 | 1,410 | 720 | 1,123 | 2,140 | 475 | 4,889 | 2,170 | 1,570 |
| OTHER OFFENCES | | | | | | | | | |
| 35 Blackmail | 15 | 15 | 5 | 5 | 24 | 6 | 57 | 39 | 5 |
| 62 High treason | — | — | — | — | — | — | — | — | — |
| 63 Treason felony | — | — | — | — | — | — | — | — | — |
| 64 Riot | — | 1 | — | — | — | — | — | — | — |
| 65 Unlawful assembly | — | — | — | — | — | — | — | 1 | 1 |
| 66 Other offences against the State or public order | 9 | 6 | 4 | — | 22 | 1 | 21 | 7 | 9 |
| 67 Perjury | 8 | 14 | 9 | 6 | 9 | 3 | 12 | 13 | 2 |
| 68 Libel | — | 1 | — | — | 1 | — | — | — | — |
| 76 Aiding suicide | — | 1 | — | — | — | — | — | — | — |
| 99 Other indictable offence | 114 | 86 | 81 | 82 | 75 | 13 | 923 | 102 | 74 |
| Sub-total | 146 | 125 | 99 | 93 | 131 | 23 | 1,013 | 162 | 91 |
| TOTAL | 31,520 | 38,168 | 23,233 | 22,682 | 45,345 | 13,753 | 139,832 | 60,281 | 30,431 |

Offences recorded as known to the police

TABLE VI—NUMBERS OF OFFENCES RECORDED AS KNOWN TO THE POLICE
by Police Force and by offence

| Offence | Number of offences | | | | | | | | |
|--|--------------------|--------|------------|----------------|--------------|-------------|------------|------------------------------|---------|
| | Humberside | Kent | Lancashire | Leicestershire | Lincolnshire | London City | Merseyside | Metropolitan Police District | Norfolk |
| VIOLENCE AGAINST THE PERSON | | | | | | | | | |
| 1 Murder | | | | | | | | | |
| 4 Manslaughter } Homicide | 2 | 8 | 11 | 10 | 4 | 1 | 18 | 145 | 5 |
| 4A Infanticide | | | | | | | | | |
| 2 Attempted murder | 7 | 11 | 8 | 9 | | 3 | 13 | 124 | 2 |
| 3 Threat or conspiracy to murder | 2 | 3 | | | 1 | | 5 | 24 | 2 |
| 4b Child destruction | | | | | | | | | |
| 4c Causing death by dangerous driving | 19 | 18 | 31 | 6 | 6 | | 11 | 105 | 7 |
| 5 Wounding or other act endangering life | 80 | 80 | 147 | 22 | 22 | | 8 | 311 | 12 |
| 6 Endangering railway passenger | 1 | | | | | | | 1 | |
| 7 Endangering life at sea | | | | | | | | | |
| 8 Other wounding, etc. | 1,880 | 1,312 | 1,373 | 872 | 642 | 110 | 2,472 | 9,529 | 517 |
| 9 Assault | 1 | 4 | 28 | 275 | 7 | 2 | 2 | 7 | 3 |
| 12 Abandoning child aged under two years | | | | | | | | 1 | |
| 13 Child stealing | 1 | 2 | 2 | 2 | 1 | | | 23 | 1 |
| 14 Procuring illegal abortion | | | | | | | | | |
| 15 Concealment of birth | 1 | 1 | | | | | 2 | 4 | |
| Sub-total | 1,994 | 1,439 | 1,602 | 1,196 | 683 | 129 | 2,836 | 10,967 | 549 |
| SEXUAL OFFENCES | | | | | | | | | |
| 16 Buggery | 16 | 12 | 8 | 23 | 11 | | 7 | 77 | 19 |
| 17 Attempt to commit buggery, etc. | 66 | 75 | 81 | 34 | 21 | 1 | 82 | 318 | 7 |
| 18 Indecency between males | 53 | 8 | 19 | 4 | 12 | | 25 | 324 | 32 |
| 19 Rape | 15 | 21 | 16 | 15 | 8 | | 43 | 167 | 13 |
| 20 Indecent assault on female | 340 | 298 | 267 | 197 | 141 | 15 | 394 | 1,339 | 101 |
| 21 Unlawful sexual intercourse with girl under 13 | 1 | 12 | 10 | 5 | 6 | | 4 | 23 | 7 |
| 22 Unlawful sexual intercourse with girl under 16 | 112 | 135 | 84 | 51 | 117 | | 68 | 215 | 44 |
| 23 Incest | 9 | 6 | 5 | 6 | 2 | | 2 | 35 | 2 |
| 24 Procuration | 2 | 1 | 1 | 1 | 1 | | | 8 | 1 |
| 25 Abduction | 1 | | 1 | 1 | 1 | | 2 | 8 | 1 |
| 26 Bigamy | 3 | 3 | 3 | 3 | 1 | 1 | 6 | 36 | 1 |
| Sub-total | 618 | 571 | 495 | 339 | 321 | 17 | 643 | 2,550 | 228 |
| BURGLARY | | | | | | | | | |
| 28 Burglary in a dwelling | 4,634 | 4,858 | 5,791 | 2,149 | 1,128 | 56 | 15,736 | 55,750 | 1,470 |
| 29 Aggravated burglary in a dwelling | 9 | 4 | 14 | 2 | 2 | | 26 | 96 | 1 |
| 30 Burglary in a building other than a dwelling | 5,619 | 5,621 | 6,756 | 3,125 | 1,878 | 918 | 18,164 | 42,365 | 2,693 |
| 31 Aggravated burglary in a building other than a dwelling | 1 | | 3 | | 1 | 1 | 14 | 24 | 1 |
| 33 Going equipped for stealing, etc. | 57 | 49 | 122 | 17 | 6 | 30 | 423 | 1,344 | 25 |
| Sub-total | 10,320 | 10,532 | 12,686 | 5,293 | 3,015 | 1,005 | 34,363 | 99,579 | 4,190 |
| ROBBERY | | | | | | | | | |
| 34 Robbery | 138 | 137 | 94 | 75 | 39 | 31 | 1,074 | 4,452 | 55 |

Offences recorded as known to the police

TABLE VI—NUMBERS OF OFFENCES RECORDED AS KNOWN TO THE POLICE
by Police Force and by offence

| Offence | Number of offences | | | | | | | | |
|---|--------------------|---------------|---------------|----------------|---------------|--------------|----------------|------------------------------|---------------|
| | Humberside | Kent | Lancashire | Leicestershire | Lincolnshire | London City | Merseyside | Metropolitan Police District | Norfolk |
| THEFT AND HANDLING STOLEN GOODS | | | | | | | | | |
| 39 Theft from the person of another | 71 | 144 | 341 | 66 | 28 | 263 | 1,732 | 11,540 | 75 |
| 40 Theft in a dwelling other than from automatic machine or meter | 765 | 1,268 | 1,122 | 606 | 402 | 62 | 1,036 | 15,715 | 358 |
| 41 Theft by an employee | 634 | 630 | 714 | 481 | 229 | 136 | 914 | 5,583 | 323 |
| 42 Theft or unauthorised taking from mail | 7 | 32 | 23 | 47 | 5 | 9 | 41 | 28 | 10 |
| 44 Theft of pedal cycle | 3,481 | 1,717 | 1,246 | 1,283 | 784 | 57 | 3,483 | 15,333 | 1,020 |
| 45 Theft from vehicle | 3,261 | 4,311 | 4,119 | 2,379 | 1,277 | 371 | 12,721 | 69,084 | 2,264 |
| 46 Shoplifting | 3,249 | 4,109 | 4,412 | 2,181 | 1,584 | 108 | 6,946 | 23,501 | 2,174 |
| 47 Theft from automatic machine or meter | 663 | 640 | 653 | 380 | 408 | 22 | 705 | 3,796 | 292 |
| 48 Theft or unauthorised taking of motor vehicle | 2,385 | 6,395 | 5,645 | 2,590 | 744 | 330 | 19,869 | 62,023 | 955 |
| 49 Other theft or unauthorised taking | 6,572 | 6,421 | 5,838 | 4,519 | 2,587 | 1,769 | 12,869 | 72,397 | 3,646 |
| 54 Handling stolen goods | 1,030 | 661 | 884 | 488 | 480 | 80 | 978 | 6,980 | 339 |
| Sub-total | 22,118 | 26,328 | 24,997 | 15,020 | 8,528 | 3,207 | 61,294 | 285,980 | 11,456 |
| FRAUD AND FORGERY | | | | | | | | | |
| 51 Fraud by company director, etc. | | | | 2 | | | | 13 | |
| 52 False accounting | 30 | 113 | 52 | 51 | 34 | 8 | 48 | 314 | 33 |
| 53 Other fraud | 1,103 | 1,731 | 2,340 | 1,311 | 532 | 255 | 2,506 | 27,629 | 1,193 |
| 60 Forgery and uttering prescription | 5 | 33 | 49 | | 1 | 1 | 42 | 306 | 1 |
| 61 Other forgery and uttering | 134 | 955 | 255 | 58 | 42 | 202 | 369 | 2,563 | 30 |
| Sub-total | 1,272 | 2,832 | 2,696 | 1,422 | 609 | 466 | 2,965 | 30,825 | 1,257 |
| CRIMINAL DAMAGE | | | | | | | | | |
| 56 Arson | 356 | 161 | 100 | 81 | 90 | 25 | 319 | 840 | 91 |
| 57 Criminal damage endangering life | 1 | | 3 | | 1 | | 6 | 13 | |
| 58 Other criminal damage £20 or over | 1,235 | 1,372 | 1,270 | 937 | 426 | 129 | 3,525 | 16,771 | 542 |
| 59 Threat or possession with intent to commit criminal damage | 4 | 5 | 10 | 5 | 3 | 1 | 30 | 116 | 4 |
| Sub-total | 1,596 | 1,538 | 1,383 | 1,023 | 520 | 155 | 3,880 | 17,740 | 637 |
| OTHER OFFENCES | | | | | | | | | |
| 35 Blackmail | 24 | 17 | 11 | 6 | 8 | 5 | 18 | 179 | 11 |
| 62 High treason | | | | | | | | | |
| 63 Treason felony | | | | | | | | | |
| 64 Riot | | | | | | | | | |
| 65 Unlawful assembly | | | | | | | | | |
| 66 Other offences against the State or public order | 13 | 10 | 2 | 5 | 2 | 2 | 7 | 36 | 4 |
| 67 Perjury | 3 | 6 | 2 | 10 | | 1 | 16 | 43 | 8 |
| 68 Libel | | | 2 | | | | 2 | | |
| 76 Aiding suicide | | | | | | | | | |
| 99 Other indictable offence | 142 | 195 | 318 | 110 | 82 | 5 | 231 | 227 | 42 |
| Sub-total | 182 | 228 | 335 | 129 | 92 | 13 | 274 | 485 | 65 |
| TOTAL | 38,238 | 43,605 | 44,288 | 24,497 | 13,807 | 5,023 | 107,329 | 452,578 | 18,437 |

Offences recorded as known to the Police

TABLE VI—NUMBERS OF OFFENCES RECORDED AS KNOWN TO THE POLICE by Police Force and by offence

| Offence | Number of offences | | | | | | | | | |
|--|--------------------|-------------|-----------------|-----------------|-----------------|---------------|---------|--------|--------|---------------|
| | Northamptonshire | Northumbria | North Yorkshire | Nottinghamshire | South Yorkshire | Staffordshire | Suffolk | Surrey | Sussex | Thames Valley |
| VIOLENCE AGAINST THE PERSON | | | | | | | | | | |
| 1 Murder | | | | | | | | | | |
| 4 Manslaughter } Homicide | 7 | 11 | 6 | 11 | 15 | 5 | 2 | 6 | 10 | 14 |
| 4A Infanticide | | | | | | | | | | |
| 2 Attempted murder | 6 | 11 | | 6 | 17 | 4 | 3 | 68 | 9 | 20 |
| 3 Threat or conspiracy to murder | 1 | 1 | | | 1 | | | 1 | | |
| 4a Child destruction | | | | 4 | | | | | 2 | |
| 4c Causing death by dangerous driving | 10 | 15 | 11 | 14 | 22 | 7 | 5 | 19 | 10 | 13 |
| 5 Wounding or other act endangering life | 29 | 135 | 12 | 66 | 78 | 38 | 31 | 13 | 14 | 168 |
| 6 Endangering railway passenger | | 1 | 2 | 1 | 5 | | 2 | 2 | | 2 |
| 7 Endangering life at sea | | | | | | | | | | |
| 8 Other wounding, etc. | 696 | 2,162 | 812 | 3,216 | 2,253 | 1,392 | 569 | 578 | 1,748 | 1,743 |
| 9 Assault | 30 | 3 | 2 | | | 88 | 30 | 13 | 2 | 12 |
| 12 Abandoning child aged under two years | | 1 | | | 2 | 1 | | | | 4 |
| 13 Child stealing | | 1 | | 2 | 1 | | | 3 | | 4 |
| 14 Procuring illegal abortion | | | | | 3 | | | | | 1 |
| 15 Concealment of birth | | 5 | 1 | | | | | 1 | | |
| Sub-total | 779 | 2,346 | 846 | 3,320 | 2,397 | 1,535 | 642 | 704 | 1,799 | 1,977 |
| SEXUAL OFFENCES | | | | | | | | | | |
| 16 Buggery | 6 | 26 | 3 | 28 | 38 | 25 | 3 | 5 | 27 | 9 |
| 17 Attempt to commit buggery, etc. | 38 | 79 | 25 | 50 | 141 | 76 | 25 | 54 | 132 | 66 |
| 18 Indecency between males | 13 | 78 | 4 | 47 | 57 | 49 | 7 | 24 | 118 | 20 |
| 19 Rape | 16 | 23 | 11 | 21 | 39 | 13 | 5 | 16 | 29 | 36 |
| 20 Indecent assault on female | 102 | 366 | 126 | 590 | 409 | 275 | 105 | 229 | 353 | 344 |
| 21 Unlawful sexual intercourse with girl under 13 | 5 | 4 | 5 | 23 | 30 | 3 | 1 | 1 | 4 | 8 |
| 22 Unlawful sexual intercourse with girl under 16 | 62 | 78 | 63 | 244 | 268 | 105 | 55 | 135 | 185 | 139 |
| 23 Incest | 5 | 8 | 7 | 23 | 8 | 10 | | 11 | 8 | 4 |
| 24 Procuration | | 4 | 2 | 3 | 2 | 4 | 3 | 9 | 6 | |
| 25 Abduction | 2 | 2 | | 1 | 3 | 3 | 1 | 7 | 2 | 3 |
| 26 Bigamy | 3 | 3 | 4 | 1 | 4 | 2 | 1 | 4 | 8 | 3 |
| Sub-total | 252 | 671 | 250 | 1,031 | 999 | 565 | 206 | 495 | 872 | 632 |
| BURGLARY | | | | | | | | | | |
| 28 Burglary in a dwelling | 1,917 | 11,606 | 1,821 | 6,805 | 5,036 | 1,970 | 867 | 2,315 | 3,763 | 6,435 |
| 29 Aggravated burglary in a dwelling | 3 | 16 | 1 | 8 | 14 | 8 | 2 | 3 | 3 | 15 |
| 30 Burglary in a building other than a dwelling | 2,811 | 13,433 | 2,383 | 8,644 | 8,150 | 4,436 | 2,146 | 2,628 | 4,266 | 7,024 |
| 31 Aggravated burglary in a building other than a dwelling | | 2 | | 7 | | 1 | 1 | 4 | 4 | 2 |
| 33 Going equipped for stealing, etc. | 32 | 197 | 52 | 441 | 66 | 284 | 39 | 50 | 61 | 106 |
| Sub-total | 4,763 | 25,254 | 4,257 | 15,905 | 13,266 | 6,699 | 3,055 | 5,000 | 8,097 | 13,582 |
| ROBBERY | | | | | | | | | | |
| 34 Robbery | 65 | 307 | 26 | 552 | 168 | 105 | 53 | 65 | 114 | 221 |

Offences recorded as known to the Police

TABLE VI—NUMBERS OF OFFENCES RECORDED AS KNOWN TO THE POLICE by Police Force and by offence

| Offence | Number of offences | | | | | | | | | |
|---|--------------------|-------------|-----------------|-----------------|-----------------|---------------|---------|--------|--------|---------------|
| | Northamptonshire | Northumbria | North Yorkshire | Nottinghamshire | South Yorkshire | Staffordshire | Suffolk | Surrey | Sussex | Thames Valley |
| THEFT AND HANDLING STOLEN GOODS | | | | | | | | | | |
| 39 Theft from the person of another | 52 | 390 | 71 | 314 | 275 | 90 | 58 | 33 | 162 | 215 |
| 40 Theft in a dwelling other than from automatic machine or meter | 313 | 1,173 | 494 | 1,109 | 1,366 | 559 | 357 | 309 | 1,528 | 1,279 |
| 41 Theft by an employee | 338 | 930 | 325 | 963 | 698 | 644 | 269 | 576 | 848 | 959 |
| 42 Theft or unauthorised taking from mail | 8 | 26 | 4 | 157 | 52 | 18 | 5 | 28 | 50 | 29 |
| 44 Theft of pedal cycle | 780 | 2,250 | 1,064 | 1,502 | 1,093 | 761 | 823 | 1,149 | 1,421 | 3,749 |
| 45 Theft from vehicle | 1,419 | 8,158 | 1,860 | 5,392 | 4,967 | 3,405 | 1,648 | 2,275 | 3,729 | 5,785 |
| 46 Shoplifting | 1,552 | 6,389 | 1,822 | 5,942 | 5,244 | 2,706 | 2,003 | 2,039 | 5,943 | 5,870 |
| 47 Theft from automatic machine or meter | 199 | 680 | 482 | 1,113 | 973 | 346 | 205 | 242 | 744 | 770 |
| 48 Theft or unauthorised taking of motor vehicle | 1,909 | 12,724 | 1,316 | 5,146 | 4,403 | 2,471 | 788 | 1,960 | 3,011 | 6,711 |
| 49 Other theft or unauthorised taking | 2,886 | 11,479 | 3,560 | 12,096 | 7,807 | 3,906 | 3,018 | 4,134 | 8,055 | 8,305 |
| 54 Handling stolen goods | 490 | 2,527 | 620 | 3,464 | 1,295 | 653 | 427 | 485 | 1,350 | 1,094 |
| Sub-total | 9,946 | 46,726 | 11,618 | 37,198 | 28,174 | 15,559 | 9,601 | 13,230 | 26,841 | 34,766 |
| FRAUD AND FORGERY | | | | | | | | | | |
| 51 Fraud by company director, etc. | 4 | | | | 2 | | | 2 | | |
| 52 False accounting | 64 | 142 | 50 | 166 | 74 | 133 | 26 | 210 | 278 | 122 |
| 53 Other fraud | 774 | 3,247 | 1,664 | 2,768 | 1,960 | 1,176 | 986 | 1,395 | 4,131 | 3,073 |
| 60 Forgery and uttering prescription | 2 | 52 | 4 | 15 | 5 | 15 | 3 | 1 | 28 | 22 |
| 61 Other forgery and uttering | 120 | 358 | 94 | 298 | 323 | 211 | 112 | 126 | 475 | 621 |
| Sub-total | 964 | 3,799 | 1,812 | 3,239 | 2,364 | 1,535 | 1,127 | 1,734 | 4,912 | 3,838 |
| CRIMINAL DAMAGE | | | | | | | | | | |
| 56 Arson | 83 | 323 | 57 | 307 | 269 | 68 | 92 | 109 | 177 | 229 |
| 57 Criminal damage endangering life | 2 | 1 | 1 | 9 | | 1 | | 1 | 1 | 2 |
| 58 Other criminal damage £20 or over | 618 | 2,583 | 499 | 1,803 | 1,548 | 1,029 | 528 | 672 | 1,203 | 1,581 |
| 59 Threat or possession with intent to commit criminal damage | 3 | 15 | 8 | 28 | 6 | 15 | 2 | 7 | 8 | 16 |
| Sub-total | 706 | 2,922 | 565 | 2,147 | 1,823 | 1,113 | 622 | 789 | 1,389 | 1,828 |
| OTHER OFFENCES | | | | | | | | | | |
| 35 Blackmail | 19 | 18 | 23 | 20 | 12 | 11 | 8 | 10 | 23 | 44 |
| 62 High treason | | | | | | | | | | |
| 63 Treason felony | | | | | | | | | | |
| 64 Riot | 2 | 1 | | 1 | | 1 | | | 3 | |
| 65 Unlawful assembly | | 2 | | | | | | | | |
| 66 Other offences against the State or public order | 6 | 4 | | 4 | 10 | 3 | 5 | 4 | 30 | |
| 67 Perjury | 3 | 11 | 11 | 7 | 4 | 13 | 6 | 7 | 15 | 9 |
| 68 Libel | | 1 | | | | | | | | 1 |
| 76 Aiding suicide | | 1 | | | | | | | | 1 |
| 99 Other indictable offence | 77 | 375 | 53 | 429 | 262 | 69 | 158 | 54 | 191 | 146 |
| Sub-total | 107 | 412 | 87 | 461 | 288 | 100 | 171 | 76 | 237 | 230 |
| TOTAL | 17,582 | 82,437 | 19,461 | 63,853 | 49,479 | 27,211 | 15,477 | 22,093 | 44,261 | 57,074 |

Offences recorded as known to the Police

TABLE VI—NUMBERS OF OFFENCES RECORDED AS KNOWN TO THE POLICE by Police Force and by offence

| Offence | Number of offences | | | | | | | | | |
|--|--------------------|-------------|---------------|----------------|-----------|--------|-------------|-------|-------------|-------------|
| | Warwickshire | West Mercia | West Midlands | West Yorkshire | Wiltshire | Wales | Dyfed-Powys | Gwent | North Wales | South Wales |
| VIOLENCE AGAINST THE PERSON | | | | | | | | | | |
| 1 Murder | | | | | | | | | | |
| 4 Manslaughter | | | | | | | | | | |
| 4A Infanticide | | | | | | | | | | |
| 2 Attempted murder | | | | | | | | | | |
| 3 Threat or conspiracy to murder | | | | | | | | | | |
| 4B Child destruction | | | | | | | | | | |
| 4C Causing death by dangerous driving | | | | | | | | | | |
| 5 Wounding or other act endangering life | | | | | | | | | | |
| 6 Endangering railway passenger | | | | | | | | | | |
| 7 Endangering life at sea | | | | | | | | | | |
| 8 Other wounding, etc. | | | | | | | | | | |
| 9 Assault | | | | | | | | | | |
| 12 Abandoning child aged under two years | | | | | | | | | | |
| 13 Child stealing | | | | | | | | | | |
| 14 Procuring illegal abortion | | | | | | | | | | |
| 15 Concealment of birth | | | | | | | | | | |
| Sub-total | 420 | 924 | 3,833 | 4,156 | 576 | 4,052 | 332 | 800 | 936 | 1,984 |
| SEXUAL OFFENCES | | | | | | | | | | |
| 16 Buggery | | | | | | | | | | |
| 17 Attempt to commit buggery, etc. | | | | | | | | | | |
| 18 Indecency between males | | | | | | | | | | |
| 19 Rape | | | | | | | | | | |
| 20 Indecent assault on female | | | | | | | | | | |
| 21 Unlawful sexual intercourse with girl under 13 | | | | | | | | | | |
| 22 Unlawful sexual intercourse with girl under 16 | | | | | | | | | | |
| 23 Incest | | | | | | | | | | |
| 24 Procreation | | | | | | | | | | |
| 25 Abduction | | | | | | | | | | |
| 26 Bigamy | | | | | | | | | | |
| Sub-total | 208 | 416 | 1,302 | 1,352 | 319 | 1,312 | 221 | 211 | 339 | 541 |
| BURGLARY | | | | | | | | | | |
| 28 Burglary in a dwelling | | | | | | | | | | |
| 29 Aggravated burglary in a dwelling | | | | | | | | | | |
| 30 Burglary in a building other than a dwelling | | | | | | | | | | |
| 31 Aggravated burglary in a building other than a dwelling | | | | | | | | | | |
| 33 Going equipped for stealing, etc. | | | | | | | | | | |
| Sub-total | 2,701 | 4,325 | 33,194 | 34,485 | 3,955 | 29,095 | 2,115 | 3,826 | 5,685 | 18,269 |
| ROBBERY | | | | | | | | | | |
| 34 Robbery | | | | | | | | | | |
| Sub-total | 34 | 51 | 682 | 543 | 40 | 418 | 13 | 61 | 70 | 274 |

Offences recorded as known to the Police

TABLE VI—NUMBERS OF OFFENCES RECORDED AS KNOWN TO THE POLICE by Police Force and by offence

| Offence | Number of offences | | | | | | | | | |
|---|--------------------|---------------|----------------|----------------|---------------|----------------|--------------|---------------|---------------|---------------|
| | Warwickshire | West Mercia | West Midlands | West Yorkshire | Wiltshire | Wales | Dyfed-Powys | Gwent | North Wales | South Wales |
| THEFT AND HANDLING STOLEN GOODS | | | | | | | | | | |
| 39 Theft from the person of another | | | | | | | | | | |
| 40 Theft in a dwelling other than from automatic machine or meter | | | | | | | | | | |
| 41 Theft by an employee | | | | | | | | | | |
| 42 Theft or unauthorised taking from mail | | | | | | | | | | |
| 44 Theft of pedal cycle | | | | | | | | | | |
| 45 Theft from vehicle | | | | | | | | | | |
| 46 Shoplifting | | | | | | | | | | |
| 47 Theft from automatic machine or meter | | | | | | | | | | |
| 48 Theft or unauthorised taking of motor vehicle | | | | | | | | | | |
| 49 Other theft or unauthorised taking | | | | | | | | | | |
| 54 Handling stolen goods | | | | | | | | | | |
| Sub-total | 7,060 | 14,392 | 74,544 | 62,421 | 12,172 | 64,197 | 5,658 | 10,477 | 12,432 | 35,630 |
| FRAUD AND FORGERY | | | | | | | | | | |
| 51 Fraud by company director, etc. | | | | | | | | | | |
| 52 False accounting | | | | | | | | | | |
| 53 Other fraud | | | | | | | | | | |
| 60 Forgery and uttering prescription | | | | | | | | | | |
| 61 Other forgery and uttering | | | | | | | | | | |
| Sub-total | 628 | 1,378 | 4,525 | 4,612 | 1,363 | 5,266 | 908 | 872 | 1,526 | 1,960 |
| CRIMINAL DAMAGE | | | | | | | | | | |
| 56 Arson | | | | | | | | | | |
| 57 Criminal damage endangering life | | | | | | | | | | |
| 58 Other criminal damage £20 or over | | | | | | | | | | |
| 59 Threat or possession with intent to commit criminal damage | | | | | | | | | | |
| Sub-total | 404 | 903 | 3,893 | 4,193 | 710 | 4,087 | 421 | 582 | 832 | 2,252 |
| OTHER OFFENCES | | | | | | | | | | |
| 35 Blackmail | | | | | | | | | | |
| 62 High treason | | | | | | | | | | |
| 63 Treason felony | | | | | | | | | | |
| 64 Riot | | | | | | | | | | |
| 65 Unlawful assembly | | | | | | | | | | |
| 66 Other offences against the State or public order | | | | | | | | | | |
| 67 Perjury | | | | | | | | | | |
| 68 Libel | | | | | | | | | | |
| 76 Aiding suicide | | | | | | | | | | |
| 99 Other indictable offences | | | | | | | | | | |
| Sub-total | 38 | 176 | 216 | 856 | 65 | 703 | 56 | 148 | 130 | 369 |
| TOTAL | 11,493 | 22,565 | 122,189 | 112,618 | 19,200 | 109,930 | 9,724 | 16,977 | 21,950 | 61,279 |

Cautions

TABLE VII—PERSONS CAUTIONED BY THE POLICE
By Police Force Area, Sex and Offence Group - 1975

Number of persons

| Police Force | Offence Group | | | | | | | | | |
|------------------------------|-----------------------------|-----------------|---------------|------------|---------------------------------|-------------------|-----------------|---------------------------|-------------------------|--|
| | Violence against the person | Sexual offences | Burglary | Robbery | Theft and handling stolen goods | Fraud and forgery | Criminal damage | Other indictable offences | All indictable offences | Non-indictable offences (other than motor-ing) |
| MALES | | | | | | | | | | |
| Avon and Somerset | 32 | 59 | 156 | 3 | 974 | 14 | 126 | — | 1,364 | 668 |
| Bedfordshire | 104 | 56 | 84 | 6 | 657 | 27 | 143 | 7 | 1,084 | 373 |
| Cambridgeshire | 25 | 57 | 67 | — | 328 | 9 | 113 | — | 599 | 549 |
| Cheshire | 19 | 28 | 175 | 1 | 730 | 12 | 46 | 2 | 1,013 | 519 |
| Cleveland | 18 | 58 | 101 | — | 556 | 6 | 67 | 2 | 808 | 426 |
| Cumbria | 14 | 21 | 102 | — | 598 | 1 | 100 | — | 836 | 404 |
| Derbyshire | 99 | 117 | 167 | — | 923 | 17 | 147 | 2 | 1,472 | 339 |
| Devon and Cornwall | 154 | 185 | 425 | 4 | 2,025 | 41 | 280 | 21 | 3,135 | 927 |
| Dorset | 36 | 53 | 87 | 1 | 663 | 16 | 82 | 8 | 946 | 365 |
| Durham | 46 | 42 | 196 | 1 | 473 | 5 | 25 | — | 789 | 77 |
| Essex | 97 | 82 | 338 | 9 | 1,736 | 24 | 316 | 13 | 2,615 | 745 |
| Gloucestershire | 15 | 37 | 90 | 2 | 562 | 8 | 57 | 2 | 773 | 460 |
| Greater Manchester | 105 | 89 | 1,722 | 13 | 3,832 | 31 | 313 | 4 | 6,109 | 1,384 |
| Hampshire | 42 | 98 | 273 | 3 | 1,290 | 17 | 177 | 11 | 1,911 | 639 |
| Hertfordshire | 15 | 36 | 80 | 1 | 545 | 12 | 134 | 3 | 826 | 307 |
| Humber-side | 84 | 67 | 215 | 1 | 893 | 21 | 186 | 4 | 1,471 | 1,003 |
| Kent | 35 | 100 | 140 | — | 776 | 10 | 108 | 2 | 1,171 | 464 |
| Lancashire | 51 | 77 | 565 | — | 1,407 | 17 | 74 | 27 | 2,218 | 1,522 |
| Leicestershire | 48 | 55 | 187 | 1 | 824 | 12 | 131 | 4 | 1,262 | 797 |
| Lincolnshire | 66 | 141 | 146 | 1 | 708 | 20 | 130 | 4 | 1,216 | 660 |
| London City | 1 | 1 | 6 | — | 15 | — | 2 | — | 26 | 20 |
| Merseyside | 73 | 12 | 775 | 1 | 2,057 | 16 | 323 | 1 | 3,258 | 978 |
| Metropolitan Police District | 94 | 71 | 1,226 | 21 | 5,360 | 69 | 610 | 24 | 7,475 | 1,633 |
| Norfolk | 34 | 41 | 127 | 2 | 551 | 10 | 64 | 4 | 833 | 294 |
| Northamptonshire | 43 | 53 | 178 | — | 526 | 18 | 52 | 8 | 878 | 134 |
| Northumbria | 103 | 67 | 678 | 7 | 1,949 | 21 | 221 | 1 | 3,047 | 318 |
| North Yorkshire | 62 | 65 | 145 | 1 | 679 | 23 | 89 | 6 | 1,070 | 521 |
| Nottinghamshire | 241 | 327 | 411 | 2 | 1,757 | 60 | 160 | 4 | 2,962 | 699 |
| South Yorkshire | 181 | 212 | 366 | 10 | 1,467 | 15 | 220 | 6 | 2,477 | 1,676 |
| Staffordshire | 89 | 108 | 238 | 5 | 874 | 20 | 88 | — | 1,422 | 314 |
| Suffolk | 74 | 75 | 149 | — | 771 | 14 | 179 | 3 | 1,265 | 456 |
| Surrey | 41 | 49 | 126 | 4 | 741 | 14 | 102 | 6 | 1,083 | 417 |
| Sussex | 109 | 129 | 255 | 7 | 1,440 | 102 | 233 | 14 | 2,289 | 666 |
| Thames Valley | 67 | 108 | 272 | 2 | 1,261 | 22 | 167 | 15 | 1,914 | 769 |
| Warwickshire | 16 | 37 | 68 | — | 343 | 3 | 48 | 1 | 516 | 150 |
| West Mercia | 47 | 92 | 229 | 1 | 849 | 8 | 204 | 2 | 1,432 | 961 |
| West Midlands | 100 | 207 | 825 | 10 | 2,606 | 35 | 169 | 7 | 3,953 | 513 |
| West Yorkshire | 181 | 166 | 781 | 5 | 2,458 | 46 | 449 | 7 | 4,093 | 1,469 |
| Wiltshire | 63 | 69 | 140 | 3 | 923 | 43 | 81 | 3 | 1,325 | 207 |
| England | 2,724 | 3,347 | 12,311 | 128 | 47,127 | 859 | 6,216 | 224 | 72,936 | 24,823 |
| Dyfed-Powys | 12 | 36 | 171 | — | 321 | 7 | 55 | 3 | 605 | 267 |
| Gwent | 37 | 22 | 118 | — | 411 | 7 | 40 | — | 635 | 418 |
| North Wales | 51 | 44 | 130 | 2 | 490 | 7 | 104 | 1 | 829 | 850 |
| South Wales | 33 | 30 | 278 | 1 | 845 | 9 | 74 | 2 | 1,272 | 337 |
| Wales | 133 | 132 | 697 | 3 | 2,067 | 30 | 273 | 6 | 3,341 | 1,872 |
| England and Wales | 2,857 | 3,479 | 13,008 | 131 | 49,194 | 889 | 6,489 | 230 | 76,277 | 26,695 |

Cautions

TABLE VII—PERSONS CAUTIONED BY THE POLICE
By Police Force Area, Sex and Offence Group

Number of persons

| Police Force | Offence Group | | | | | | | | | |
|------------------------------|-----------------------------|-----------------|---------------|------------|---------------------------------|-------------------|-----------------|---------------------------|-------------------------|--|
| | Violence against the person | Sexual offences | Burglary | Robbery | Theft and handling stolen goods | Fraud and forgery | Criminal damage | Other indictable offences | All indictable offences | Non-indictable offences (other than motor-ing) |
| FEMALES | | | | | | | | | | |
| Avon and Somerset | 22 | — | 7 | — | 459 | 9 | 4 | — | 501 | 226 |
| Bedfordshire | 21 | — | 5 | — | 347 | 11 | 17 | 4 | 405 | 47 |
| Cambridgeshire | 15 | 5 | 5 | — | 185 | 2 | 9 | — | 221 | 79 |
| Cheshire | 4 | — | 23 | — | 382 | 5 | — | — | 414 | 53 |
| Cleveland | 12 | 1 | 2 | — | 304 | 2 | 14 | — | 335 | 138 |
| Cumbria | 9 | 1 | 9 | — | 258 | 1 | 8 | 1 | 387 | 87 |
| Derbyshire | 28 | 2 | 25 | — | 404 | 5 | 21 | — | 455 | 57 |
| Devon and Cornwall | 45 | 5 | 40 | — | 999 | 21 | 28 | 10 | 1,148 | 250 |
| Dorset | 8 | 1 | 3 | — | 412 | 7 | 4 | — | 435 | 79 |
| Durham | 5 | 2 | 9 | — | 153 | 1 | 11 | 1 | 182 | 22 |
| Essex | 21 | 4 | 21 | — | 868 | 12 | 29 | 9 | 964 | 100 |
| Gloucestershire | 8 | — | 10 | — | 214 | 7 | 7 | — | 246 | 33 |
| Greater Manchester | 22 | 2 | 123 | — | 1,886 | 24 | 36 | — | 2,097 | 556 |
| Hampshire | 16 | 4 | 26 | — | 719 | 17 | 37 | 4 | 824 | 144 |
| Hertfordshire | 6 | — | 5 | — | 242 | 10 | 12 | 5 | 275 | 68 |
| Humber-side | 18 | — | 19 | 1 | 335 | 5 | 21 | 1 | 400 | 194 |
| Kent | 11 | 2 | 12 | — | 415 | 3 | 8 | 1 | 452 | 32 |
| Lancashire | 17 | 1 | 61 | — | 844 | 11 | 4 | 4 | 942 | 248 |
| Leicestershire | 10 | — | 15 | — | 281 | 3 | 9 | 1 | 319 | 215 |
| Lincolnshire | 27 | — | 11 | 4 | 261 | 16 | 8 | 2 | 329 | 68 |
| London City | — | — | — | — | 2 | — | — | — | 2 | 2 |
| Merseyside | 21 | 2 | 57 | — | 1,148 | 18 | 21 | 1 | 1,268 | 364 |
| Metropolitan Police District | 28 | 2 | 71 | — | 1,892 | 32 | 38 | 7 | 2,070 | 1,949 |
| Norfolk | 5 | — | 13 | — | 268 | 13 | 6 | — | 305 | 25 |
| Northamptonshire | 5 | — | 11 | — | 306 | 9 | 3 | — | 334 | 11 |
| Northumbria | 39 | — | 64 | 3 | 901 | 5 | 22 | 4 | 1,038 | 175 |
| North Yorkshire | 10 | 4 | 10 | — | 275 | 4 | 6 | — | 309 | 52 |
| Nottinghamshire | 103 | 6 | 64 | 1 | 860 | 12 | 19 | 7 | 1,072 | 195 |
| South Yorkshire | 50 | 3 | 27 | — | 860 | 10 | 23 | 4 | 977 | 221 |
| Staffordshire | 15 | 1 | 24 | — | 396 | 8 | 3 | 1 | 448 | 72 |
| Suffolk | 13 | — | 12 | — | 301 | 7 | 28 | 1 | 362 | 74 |
| Surrey | 12 | — | 13 | — | 245 | 4 | 6 | 1 | 284 | 102 |
| Sussex | 39 | 1 | 33 | — | 688 | 28 | 34 | 7 | 830 | 102 |
| Thames Valley | 14 | 2 | 30 | 8 | 636 | 20 | 10 | 6 | 726 | 100 |
| Warwickshire | 7 | — | 5 | 3 | 159 | 4 | 11 | — | 189 | 17 |
| West Mercia | 8 | — | 20 | — | 309 | 10 | 20 | 5 | 372 | 103 |
| West Midlands | 16 | 3 | 62 | 4 | 1,318 | 45 | 10 | 8 | 1,466 | 431 |
| West Yorkshire | 35 | 4 | 78 | 1 | 946 | 20 | 49 | 6 | 1,139 | 447 |
| Wiltshire | 10 | 1 | 10 | — | 463 | 17 | 14 | 8 | 523 | 28 |
| England | 755 | 59 | 1,035 | 25 | 21,941 | 438 | 610 | 112 | 24,975 | 7,166 |
| Dyfed-Powys | — | — | 5 | — | 63 | — | 7 | 1 | 76 | 29 |
| Gwent | 14 | — | 7 | 2 | 118 | 5 | 4 | — | 150 | 65 |
| North Wales | 8 | — | 24 | — | 156 | 3 | 7 | 1 | 199 | 84 |
| South Wales | 13 | — | 30 | 2 | 491 | 5 | 4 | 3 | 548 | 103 |
| Wales | 35 | — | 66 | 4 | 828 | 13 | 22 | 5 | 973 | 281 |
| England and Wales | 790 | 59 | 1,101 | 29 | 22,769 | 451 | 632 | 117 | 25,948 | 7,447 |
| GRAND TOTAL | 3,647 | 3,538 | 14,109 | 160 | 71,963 | 1,340 | 7,121 | 347 | 102,225 | 34,142 |

Cautions

TABLE VIII—PERSONS CAUTIONED BY THE POLICE
FOR INDICTABLE AND NON-INDICTABLE OFFENCES:
By Police Force Area, Sex and Age—1975

Number of persons

| Police Force | Males | | | | | Females | | | | |
|------------------------------|---------|----------|-----------------|-----------------|-------------|---------|----------|-----------------|-----------------|-------------|
| | Total | Under 14 | 14 and under 17 | 17 and under 21 | 21 and over | Total | Under 14 | 14 and under 17 | 17 and under 21 | 21 and over |
| Avon and Somerset | 2,032 | 675 | 696 | 124 | 537 | 727 | 154 | 189 | 79 | 305 |
| Bedfordshire | 1,457 | 522 | 508 | 101 | 326 | 452 | 221 | 136 | 20 | 75 |
| Cambridgeshire | 1,148 | 367 | 331 | 111 | 339 | 300 | 117 | 63 | 21 | 99 |
| Cheshire | 1,532 | 599 | 486 | 39 | 408 | 467 | 244 | 142 | 3 | 78 |
| Cleveland | 1,234 | 595 | 351 | 85 | 203 | 473 | 214 | 109 | 39 | 111 |
| Cumbria | 1,240 | 485 | 457 | 68 | 230 | 344 | 145 | 135 | 12 | 52 |
| Derbyshire | 1,811 | 814 | 452 | 140 | 405 | 572 | 198 | 151 | 31 | 192 |
| Devon and Cornwall | 4,062 | 1,254 | 1,333 | 370 | 1,105 | 1,398 | 372 | 347 | 94 | 585 |
| Dorset | 1,311 | 409 | 461 | 87 | 354 | 514 | 171 | 156 | 25 | 162 |
| Durham | 866 | 428 | 342 | 12 | 84 | 204 | 92 | 89 | 5 | 18 |
| Essex | 3,360 | 1,443 | 1,230 | 183 | 504 | 1,064 | 461 | 304 | 44 | 255 |
| Gloucestershire | 1,233 | 405 | 361 | 91 | 376 | 279 | 130 | 91 | 5 | 53 |
| Greater Manchester | 7,493 | 3,524 | 2,614 | 141 | 1,214 | 2,653 | 1,127 | 893 | 199 | 434 |
| Hampshire | 2,550 | 1,000 | 843 | 166 | 541 | 968 | 381 | 312 | 53 | 222 |
| Hertfordshire | 1,133 | 431 | 388 | 39 | 275 | 343 | 124 | 146 | 11 | 62 |
| Humberside | 2,474 | 899 | 781 | 181 | 613 | 594 | 203 | 138 | 35 | 218 |
| Kent | 1,635 | 618 | 543 | 111 | 363 | 484 | 219 | 143 | 20 | 102 |
| Lancashire | 3,740 | 1,122 | 1,132 | 238 | 1,248 | 1,190 | 422 | 337 | 41 | 390 |
| Leicestershire | 2,059 | 636 | 713 | 139 | 571 | 534 | 132 | 161 | 76 | 165 |
| Lincolnshire | 1,876 | 614 | 584 | 169 | 509 | 397 | 140 | 109 | 29 | 119 |
| London City | 46 | 12 | 21 | 4 | 9 | 4 | — | 3 | — | 1 |
| Merseyside | 4,236 | 2,069 | 1,967 | 63 | 137 | 1,632 | 694 | 652 | 76 | 210 |
| Metropolitan Police District | 9,108 | 3,652 | 5,130 | 32 | 294 | 4,019 | 982 | 1,199 | 691 | 1,147 |
| Norfolk | 1,127 | 407 | 371 | 65 | 284 | 330 | 140 | 115 | 16 | 59 |
| Northamptonshire | 1,012 | 396 | 325 | 78 | 213 | 345 | 150 | 111 | 18 | 66 |
| Northumbria | 3,365 | 1,758 | 1,327 | 73 | 207 | 1,213 | 512 | 489 | 41 | 171 |
| North Yorkshire | 1,591 | 484 | 531 | 132 | 444 | 361 | 139 | 96 | 17 | 109 |
| Nottinghamshire | 3,661 | 1,423 | 1,219 | 301 | 718 | 1,267 | 461 | 362 | 104 | 340 |
| South Yorkshire | 4,153 | 1,179 | 1,066 | 397 | 1,511 | 1,198 | 437 | 315 | 80 | 366 |
| Staffordshire | 1,736 | 718 | 528 | 104 | 386 | 520 | 179 | 159 | 25 | 157 |
| Suffolk | 1,721 | 600 | 552 | 156 | 413 | 436 | 132 | 106 | 27 | 171 |
| Surrey | 1,500 | 440 | 562 | 115 | 383 | 386 | 109 | 118 | 35 | 124 |
| Sussex | 2,955 | 1,081 | 1,000 | 193 | 681 | 932 | 303 | 296 | 41 | 292 |
| Thames Valley | 2,683 | 923 | 964 | 123 | 673 | 826 | 334 | 312 | 27 | 153 |
| Warwickshire | 666 | 243 | 230 | 49 | 144 | 206 | 69 | 64 | 11 | 62 |
| West Mercia | 2,393 | 811 | 662 | 137 | 783 | 475 | 194 | 130 | 25 | 126 |
| West Midlands | 4,466 | 2,012 | 1,759 | 254 | 441 | 1,897 | 600 | 488 | 225 | 584 |
| West Yorkshire | 5,562 | 2,343 | 1,816 | 324 | 1,079 | 1,586 | 625 | 385 | 124 | 452 |
| Wiltshire | 1,532 | 534 | 496 | 152 | 350 | 551 | 183 | 114 | 44 | 210 |
| England | 97,759 | 37,925 | 35,132 | 5,347 | 19,355 | 32,141 | 11,510 | 9,665 | 2,469 | 8,497 |
| Dyfed-Powys | 872 | 286 | 318 | 60 | 208 | 105 | 28 | 43 | 13 | 21 |
| Gwent | 1,053 | 353 | 342 | 88 | 270 | 215 | 61 | 89 | 17 | 45 |
| North Wales | 1,679 | 447 | 347 | 77 | 808 | 283 | 84 | 61 | 11 | 127 |
| South Wales | 1,609 | 690 | 559 | 114 | 246 | 651 | 249 | 210 | 34 | 158 |
| Wales | 5,213 | 1,776 | 1,566 | 339 | 1,532 | 1,254 | 422 | 403 | 75 | 354 |
| England and Wales | 102,972 | 39,701 | 36,698 | 5,686 | 20,887 | 33,395 | 11,932 | 10,068 | 2,544 | 8,851 |

TABLE X—PERSONS FOUND GUILTY OF INDICTABLE OFFENCES AT MAGISTRATES' COURTS
By Police Force Area, Sex and Sentence or Order—1975

Number of persons

Magistrates' Courts—Persons found guilty

| Police Force | | Total | Absolute discharge | Conditional discharge | Probation order | Supervision order | Fine | Detention centre order | Care order | Suspended sentence | Imprisonment (immediate) | Committed for sentence under s.29 Magistrates' Courts Act 1952 | Committed for sentence under s.28 Magistrates' Courts Act 1952 | Otherwise dealt with |
|--------------------|---|--------|--------------------|-----------------------|-----------------|-------------------|--------|------------------------|------------|--------------------|--------------------------|--|--|----------------------|
| Avon and Somerset | M | 6,677 | 15 | 802 | 443 | 380 | 3,869 | 121 | 102 | 288 | 270 | 139 | 31 | 217 |
| | F | 1,382 | 10 | 285 | 181 | 98 | 735 | — | 20 | 24 | 10 | 11 | 2 | 6 |
| Bedfordshire | M | 2,931 | 31 | 317 | 128 | 151 | 1,695 | 88 | 65 | 116 | 95 | 111 | 35 | 99 |
| | F | 531 | 5 | 85 | 83 | 33 | 271 | — | 17 | 15 | 5 | 9 | 3 | 5 |
| Cambridgeshire | M | 3,186 | 46 | 463 | 144 | 167 | 1,868 | 60 | 45 | 104 | 100 | 52 | 38 | 99 |
| | F | 739 | 17 | 195 | 71 | 39 | 375 | — | 13 | 10 | 2 | 2 | 13 | 13 |
| Cheshire | M | 5,004 | 44 | 571 | 234 | 298 | 2,832 | 143 | 126 | 216 | 153 | 104 | 102 | 181 |
| | F | 768 | 13 | 184 | 94 | 49 | 382 | — | 16 | 15 | 8 | — | 2 | 5 |
| Cleveland | M | 5,717 | 60 | 557 | 155 | 302 | 3,327 | 206 | 185 | 181 | 208 | 162 | 81 | 293 |
| | F | 1,139 | 13 | 223 | 97 | 65 | 661 | — | 30 | 18 | 6 | 6 | 8 | 9 |
| Cumbria | M | 3,033 | 20 | 310 | 142 | 168 | 1,870 | 53 | 68 | 116 | 95 | 106 | 13 | 72 |
| | F | 439 | 6 | 99 | 63 | 23 | 212 | — | 10 | 5 | 1 | 1 | 1 | 7 |
| Derbyshire | M | 4,162 | 56 | 521 | 129 | 234 | 2,423 | 109 | 83 | 223 | 160 | 81 | 20 | 123 |
| | F | 735 | 14 | 196 | 54 | 43 | 389 | — | 12 | 6 | 6 | — | — | 3 |
| Devon and Cornwall | M | 6,846 | 18 | 523 | 463 | 266 | 3,947 | 240 | 89 | 451 | 382 | 213 | 81 | 173 |
| | F | 1,300 | 14 | 199 | 246 | 41 | 661 | — | 21 | 63 | 25 | 9 | 11 | 10 |
| Dorset | M | 2,363 | 19 | 227 | 183 | 90 | 1,259 | 52 | 37 | 129 | 141 | 78 | 18 | 130 |
| | F | 576 | — | 84 | 100 | 23 | 308 | — | 11 | 23 | 10 | 3 | 3 | 11 |
| Durham | M | 4,009 | 34 | 374 | 101 | 228 | 2,641 | 99 | 90 | 95 | 103 | 85 | 66 | 93 |
| | F | 612 | 9 | 124 | 41 | 39 | 363 | — | 16 | 8 | 3 | 4 | 4 | 1 |
| Essex | M | 5,680 | 58 | 855 | 297 | 294 | 3,149 | 138 | 113 | 278 | 157 | 136 | 93 | 112 |
| | F | 1,160 | 12 | 306 | 147 | 45 | 577 | — | 18 | 27 | 15 | 7 | 4 | 2 |
| Gloucestershire | M | 2,355 | 5 | 238 | 141 | 134 | 1,335 | 72 | 56 | 138 | 125 | 63 | 13 | 35 |
| | F | 452 | 1 | 93 | 67 | 27 | 224 | — | 10 | 15 | 4 | 3 | 5 | 5 |
| Greater Manchester | M | 24,992 | 438 | 4,407 | 793 | 1,213 | 12,710 | 512 | 501 | 974 | 954 | 493 | 608 | 1,389 |
| | F | 4,402 | 137 | 1,484 | 367 | 168 | 1,979 | — | 76 | 69 | 38 | 25 | 23 | 36 |
| Hampshire | M | 8,129 | 55 | 916 | 561 | 379 | 4,534 | 236 | 167 | 408 | 261 | 252 | 117 | 243 |
| | F | 1,437 | 16 | 318 | 221 | 76 | 689 | — | 36 | 39 | 17 | 12 | 7 | 6 |
| Hertfordshire | M | 4,418 | 16 | 389 | 253 | 213 | 2,872 | 91 | 55 | 192 | 95 | 113 | 56 | 73 |
| | F | 781 | 8 | 151 | 103 | 36 | 432 | — | 10 | 9 | 12 | 7 | 3 | 10 |
| Humberside | M | 6,621 | 99 | 846 | 218 | 339 | 3,749 | 165 | 140 | 301 | 190 | 157 | 47 | 370 |
| | F | 1,196 | 27 | 270 | 96 | 68 | 672 | — | 17 | 12 | 12 | 5 | 11 | 11 |
| Kent | M | 5,921 | 50 | 732 | 269 | 287 | 3,193 | 169 | 90 | 324 | 202 | 168 | 76 | 361 |
| | F | 1,026 | 9 | 229 | 154 | 57 | 494 | — | 19 | 30 | 7 | 7 | 8 | 13 |
| Lancashire | M | 10,121 | 80 | 1,226 | 507 | 486 | 5,345 | 198 | 225 | 620 | 463 | 501 | 98 | 372 |
| | F | 1,549 | 18 | 377 | 188 | 71 | 756 | — | 40 | 40 | 26 | 24 | 4 | 5 |

268

269

Magistrates' Courts—Persons found guilty

| | | | | | | | | | | | | | | |
|------------------------------|---|---------|-------|--------|--------|--------|---------|-------|-------|--------|--------|-------|-------|--------|
| Leicestershire | M | 3,418 | 21 | 252 | 212 | 202 | 1,982 | 84 | 92 | 109 | 117 | 98 | 48 | 201 |
| | F | 583 | 9 | 95 | 82 | 41 | 322 | — | 11 | 5 | 7 | 4 | 3 | 4 |
| Lincolnshire | M | 2,420 | 13 | 275 | 151 | 140 | 1,344 | 51 | 49 | 117 | 90 | 87 | 27 | 76 |
| | F | 403 | 2 | 88 | 71 | 28 | 186 | — | 2 | 6 | 1 | 3 | 1 | 9 |
| London City | M | 704 | 6 | 154 | 31 | 10 | 364 | 11 | 8 | 44 | 40 | 26 | — | 16 |
| | F | 81 | 2 | 30 | 5 | 1 | 39 | — | — | — | 1 | — | — | — |
| Merseyside | M | 12,564 | 46 | 1,508 | 579 | 697 | 6,750 | 257 | 293 | 492 | 331 | 259 | 284 | 1,068 |
| | F | 2,661 | 20 | 537 | 327 | 112 | 1,489 | — | 38 | 63 | 12 | 8 | 8 | 47 |
| Metropolitan Police District | M | 45,070 | 257 | 7,020 | 1,925 | 1,473 | 24,138 | 921 | 664 | 2,987 | 1,822 | 1,956 | 539 | 1,368 |
| | F | 11,796 | 112 | 2,579 | 946 | 281 | 7,028 | — | 112 | 386 | 182 | 130 | 33 | 64 |
| Norfolk | M | 2,436 | 9 | 161 | 156 | 139 | 1,490 | 67 | 76 | 117 | 90 | 47 | 13 | 71 |
| | F | 461 | 1 | 56 | 51 | 19 | 299 | — | 13 | 11 | 1 | 1 | 1 | 2 |
| Northamptonshire | M | 2,802 | 13 | 239 | 162 | 196 | 1,588 | 61 | 137 | 147 | 71 | 77 | 36 | 75 |
| | F | 466 | 2 | 97 | 74 | 34 | 224 | — | 23 | 5 | 2 | 2 | 2 | 3 |
| Northumbria | M | 10,915 | 281 | 1,018 | 337 | 583 | 6,338 | 334 | 351 | 318 | 228 | 293 | 144 | 690 |
| | F | 1,824 | 51 | 301 | 242 | 83 | 1,045 | — | 32 | 27 | 10 | 21 | 2 | 10 |
| North Yorkshire | M | 3,613 | 37 | 242 | 100 | 144 | 2,465 | 101 | 52 | 161 | 133 | 45 | 86 | 47 |
| | F | 555 | 8 | 61 | 59 | 39 | 332 | — | 11 | 13 | 12 | 4 | 8 | 8 |
| Nottinghamshire | M | 7,473 | 41 | 780 | 329 | 290 | 4,196 | 145 | 155 | 289 | 228 | 226 | 71 | 723 |
| | F | 1,481 | 11 | 250 | 176 | 70 | 858 | — | 20 | 13 | 22 | 12 | 3 | 46 |
| South Yorkshire | M | 7,878 | 62 | 906 | 277 | 455 | 4,738 | 108 | 144 | 199 | 168 | 135 | 35 | 651 |
| | F | 1,364 | 15 | 256 | 125 | 70 | 813 | — | 24 | 24 | 10 | 8 | 2 | 17 |
| Staffordshire | M | 5,046 | 34 | 667 | 325 | 321 | 2,749 | 123 | 74 | 211 | 117 | 152 | 36 | 237 |
| | F | 779 | 7 | 184 | 146 | 64 | 323 | — | 11 | 16 | 13 | 4 | 1 | 10 |
| Suffolk | M | 2,621 | 18 | 291 | 170 | 186 | 1,424 | 41 | 71 | 117 | 113 | 117 | 41 | 68 |
| | F | 382 | 3 | 73 | 78 | 22 | 172 | — | 10 | 10 | 6 | 4 | 1 | 1 |
| Surrey | M | 2,615 | 20 | 211 | 137 | 114 | 1,682 | 61 | 41 | 139 | 80 | 60 | 43 | 27 |
| | F | 345 | 4 | 69 | 41 | 15 | 194 | — | 2 | 11 | 3 | 1 | 2 | 3 |
| Sussex | M | 5,809 | 26 | 522 | 243 | 256 | 3,393 | 153 | 113 | 476 | 315 | 196 | 38 | 78 |
| | F | 1,354 | 7 | 173 | 156 | 55 | 815 | — | 28 | 67 | 17 | 17 | 4 | 15 |
| Thames Valley | M | 7,317 | 63 | 876 | 447 | 410 | 3,989 | 230 | 170 | 301 | 251 | 225 | 101 | 254 |
| | F | 1,508 | 15 | 311 | 192 | 81 | 798 | — | 30 | 22 | 11 | 20 | 12 | 16 |
| Warwickshire | M | 2,031 | 7 | 163 | 148 | 125 | 1,175 | 49 | 54 | 79 | 66 | 58 | 22 | 85 |
| | F | 321 | 4 | 56 | 49 | 15 | 173 | — | 10 | 8 | — | — | 3 | 1 |
| West Mercia | M | 4,134 | 19 | 446 | 285 | 241 | 2,313 | 106 | 63 | 245 | 131 | 130 | 37 | 118 |
| | F | 595 | 8 | 120 | 95 | 28 | 297 | — | 11 | 8 | 3 | 11 | 1 | 13 |
| West Midlands | M | 15,936 | 143 | 1,965 | 735 | 987 | 8,476 | 450 | 378 | 854 | 525 | 447 | 166 | 810 |
| | F | 3,014 | 34 | 571 | 344 | 177 | 1,655 | — | 78 | 76 | 28 | 37 | 12 | 2 |
| West Yorkshire | M | 14,522 | 71 | 1,213 | 550 | 667 | 8,237 | 397 | 398 | 872 | 595 | 349 | 247 | 926 |
| | F | 2,686 | 16 | 429 | 322 | 140 | 1,565 | — | 75 | 54 | 29 | 21 | 20 | 15 |
| Wiltshire | M | 1,993 | 13 | 151 | 140 | 102 | 1,224 | 53 | 39 | 122 | 60 | 51 | 24 | 14 |
| | F | 435 | 2 | 39 | 89 | 21 | 252 | — | 9 | 13 | 1 | 6 | 3 | — |
| England | M | 273,482 | 2,344 | 33,334 | 12,600 | 13,367 | 152,673 | 6,555 | 5,653 | 13,550 | 9,710 | 8,027 | 3,631 | 12,038 |
| | F | 53,318 | 662 | 11,277 | 6,043 | 2,397 | 29,059 | — | 949 | 1,281 | 530 | 466 | 210 | 444 |
| Dyfed-Powys | M | 1,519 | 16 | 131 | 110 | 77 | 912 | 49 | 26 | 87 | 65 | 23 | 5 | 18 |
| | F | 234 | 11 | 58 | 41 | 12 | 100 | — | 1 | 6 | 1 | 1 | — | 3 |
| Gwent | M | 3,627 | 33 | 621 | 82 | 232 | 2,226 | 74 | 57 | 86 | 41 | 108 | 24 | 43 |
| | F | 703 | 10 | 207 | 55 | 39 | 355 | — | 9 | 10 | 3 | 7 | 4 | 4 |
| North Wales | M | 3,920 | 60 | 687 | 189 | 277 | 2,203 | 70 | 71 | 135 | 85 | 72 | 28 | 43 |
| | F | 568 | 7 | 175 | 69 | 30 | 262 | — | 11 | 6 | 4 | — | — | 4 |
| South Wales | M | 10,731 | 118 | 1,509 | 328 | 550 | 6,308 | 228 | 198 | 461 | 340 | 259 | 144 | 288 |
| | F | 1,792 | 32 | 392 | 147 | 80 | 1,023 | — | 17 | 43 | 26 | 9 | 2 | 21 |
| Wales | M | 19,797 | 227 | 2,948 | 709 | 1,136 | 11,649 | 421 | 352 | 769 | 531 | 462 | 201 | 392 |
| | F | 3,297 | 60 | 832 | 312 | 161 | 1,740 | — | 38 | 65 | 34 | 17 | 6 | 32 |
| England and Wales | M | 293,279 | 2,571 | 36,282 | 13,309 | 14,503 | 164,322 | 6,976 | 6,005 | 14,319 | 10,241 | 8,489 | 3,832 | 12,430 |
| | F | 56,615 | 722 | 12,109 | 6,355 | 2,558 | 30,799 | — | 987 | 1,346 | 564 | 483 | 216 | 476 |

TABLE XI—PERSONS FOUND GUILTY AT THE CROWN COURT

By Police Force Area, Sex and Type of Offence—1975

Number of persons

Crown Court—Persons found guilty

| Police Force | | Violence against the person | Sexual offences | Burglary | Robbery | Theft and Handling stolen goods | Fraud and Forgery | Criminal Damage | Other indictable offences | Total indictable offences |
|--------------------|---|-----------------------------|-----------------|----------|---------|---------------------------------|-------------------|-----------------|---------------------------|---------------------------|
| Avon and Somerset | M | 172 | 44 | 330 | 45 | 278 | 50 | 34 | 69 | 1,022 |
| | F | 12 | — | 3 | 1 | 35 | 9 | 3 | 3 | 66 |
| Bedfordshire | M | 97 | 32 | 129 | 22 | 149 | 28 | 12 | 68 | 543 |
| | F | 3 | — | 2 | 3 | 13 | 1 | 2 | 4 | 28 |
| Cambridgeshire | M | 69 | 19 | 113 | 26 | 106 | 21 | 11 | 68 | 433 |
| | F | 2 | — | 10 | — | 11 | 4 | 5 | 8 | 40 |
| Cheshire | M | 92 | 50 | 263 | 33 | 148 | 28 | 32 | 63 | 709 |
| | F | 5 | — | 5 | — | 16 | 7 | 2 | 4 | 39 |
| Cleveland | M | 127 | 47 | 198 | 29 | 185 | 25 | 18 | 60 | 689 |
| | F | 11 | — | 3 | 1 | 16 | 2 | 4 | 5 | 42 |
| Cumbria | M | 42 | 26 | 81 | 4 | 43 | 7 | 15 | 22 | 240 |
| | F | 4 | — | 1 | — | 2 | — | — | 6 | 14 |
| Derbyshire | M | 116 | 31 | 160 | 24 | 123 | 25 | 29 | 54 | 562 |
| | F | 8 | 3 | 14 | 3 | 12 | 5 | 1 | 3 | 49 |
| Devon and Cornwall | M | 159 | 82 | 314 | 37 | 236 | 108 | 37 | 134 | 1,107 |
| | F | 8 | 1 | 22 | 4 | 34 | 21 | 4 | 3 | 97 |
| Dorset | M | 84 | 16 | 136 | 16 | 142 | 35 | 15 | 33 | 477 |
| | F | 6 | 2 | 7 | 1 | 29 | 6 | 2 | 3 | 56 |
| Durham | M | 89 | 14 | 152 | 18 | 120 | 14 | 23 | 24 | 454 |
| | F | 4 | — | 7 | 2 | 9 | 7 | — | 1 | 30 |
| Essex | M | 181 | 34 | 299 | 54 | 269 | 76 | 50 | 206 | 1,169 |
| | F | 9 | — | 10 | 3 | 42 | 17 | 5 | 14 | 100 |
| Gloucestershire | M | 36 | 32 | 98 | 18 | 58 | 30 | 14 | 46 | 332 |
| | F | 2 | 1 | 3 | 1 | 16 | 1 | — | 3 | 27 |
| Greater Manchester | M | 366 | 162 | 739 | 169 | 504 | 120 | 59 | 184 | 2,303 |
| | F | 31 | 2 | 34 | 10 | 62 | 13 | 9 | 8 | 169 |
| Hampshire | M | 231 | 101 | 435 | 65 | 381 | 121 | 42 | 195 | 1,571 |
| | F | 14 | 1 | 12 | 2 | 56 | 14 | 5 | 15 | 119 |
| Hertfordshire | M | 94 | 39 | 143 | 27 | 136 | 32 | 19 | 63 | 553 |
| | F | 2 | 1 | 11 | 3 | 20 | 2 | — | 4 | 43 |
| Humberside | M | 143 | 40 | 317 | 51 | 205 | 30 | 34 | 129 | 949 |
| | F | 13 | — | 16 | 5 | 37 | 3 | 4 | 6 | 84 |
| Kent | M | 168 | 48 | 286 | 42 | 198 | 62 | 41 | 167 | 1,012 |
| | F | 12 | — | 7 | 2 | 28 | 7 | — | 6 | 62 |
| Lancashire | M | 178 | 56 | 464 | 54 | 236 | 47 | 38 | 128 | 1,201 |
| | F | 10 | — | 18 | 2 | 37 | 4 | 2 | 6 | 79 |
| Leicestershire | M | 94 | 20 | 259 | 46 | 223 | 37 | 22 | 92 | 793 |
| | F | 8 | — | 8 | 3 | 35 | 9 | 3 | 8 | 74 |

270

Crown Court—Persons found guilty

| | | | | | | | | | | |
|------------------------------|---|-------|-------|--------|-------|--------|-------|-------|-------|--------|
| Lincolnshire | M | 42 | 27 | 99 | 38 | 86 | 34 | 20 | 43 | 369 |
| | F | 6 | 2 | 4 | — | 12 | 5 | — | — | 29 |
| London City | M | 10 | — | 17 | 2 | 41 | 33 | 4 | 17 | 124 |
| | F | — | — | — | — | 3 | 3 | — | — | 6 |
| Merseyside | M | 280 | 51 | 572 | 112 | 518 | 79 | 81 | 168 | 1,861 |
| | F | 21 | — | 8 | 2 | 45 | 14 | 9 | 6 | 105 |
| Metropolitan Police District | M | 1,204 | 302 | 2,183 | 600 | 3,147 | 751 | 286 | 1,722 | 10,195 |
| | F | 120 | 3 | 72 | 34 | 425 | 130 | 20 | 140 | 944 |
| Norfolk | M | 65 | 23 | 197 | 28 | 130 | 36 | 23 | 67 | 569 |
| | F | 5 | 1 | 5 | 2 | 35 | 6 | 3 | 7 | 64 |
| Northamptonshire | M | 71 | 27 | 196 | 14 | 135 | 19 | 16 | 61 | 539 |
| | F | 3 | 2 | 5 | 1 | 12 | 4 | — | 3 | 30 |
| Northumbria | M | 241 | 53 | 742 | 50 | 477 | 61 | 72 | 149 | 1,845 |
| | F | 14 | — | 20 | 3 | 59 | 10 | 6 | 3 | 115 |
| North Yorkshire | M | 61 | 23 | 132 | 9 | 76 | 11 | 13 | 35 | 360 |
| | F | 3 | — | 1 | — | 18 | 6 | — | 4 | 32 |
| Nottinghamshire | M | 196 | 55 | 385 | 56 | 306 | 58 | 51 | 79 | 1,186 |
| | F | 11 | 1 | 9 | 4 | 38 | 14 | 7 | 6 | 90 |
| South Yorkshire | M | 261 | 106 | 472 | 63 | 456 | 124 | 59 | 151 | 1,692 |
| | F | 23 | 1 | 14 | 6 | 75 | 15 | 4 | 7 | 145 |
| Staffordshire | M | 137 | 56 | 241 | 34 | 178 | 43 | 41 | 81 | 511 |
| | F | 3 | — | 6 | 4 | 27 | 7 | 3 | — | 80 |
| Suffolk | M | 46 | 18 | 78 | 11 | 100 | 14 | 13 | 47 | 327 |
| | F | 6 | — | 7 | — | 10 | — | 2 | 3 | 21 |
| Surrey | M | 62 | 36 | 146 | 22 | 108 | 51 | 17 | 129 | 571 |
| | F | 5 | — | 3 | — | 6 | 6 | 5 | 7 | 32 |
| Sussex | M | 116 | 46 | 232 | 23 | 239 | 87 | 41 | 135 | 919 |
| | F | 14 | 1 | 10 | 3 | 48 | 6 | 3 | 6 | 91 |
| Thames Valley | M | 218 | 72 | 398 | 66 | 376 | 77 | 53 | 218 | 1,478 |
| | F | 11 | 1 | 11 | 1 | 41 | 6 | 6 | 15 | 92 |
| Warwickshire | M | 66 | 34 | 57 | 6 | 80 | 12 | 13 | 58 | 326 |
| | F | 9 | — | 2 | — | 12 | — | — | — | 24 |
| West Mercia | M | 99 | 64 | 166 | 32 | 132 | 36 | 29 | 72 | 630 |
| | F | 1 | — | 7 | 2 | 23 | 5 | 2 | 4 | 44 |
| West Midlands | M | 438 | 115 | 972 | 157 | 665 | 152 | 72 | 255 | 2,826 |
| | F | 26 | 1 | 28 | 8 | 77 | 19 | 4 | 9 | 172 |
| West Yorkshire | M | 384 | 165 | 1,177 | 134 | 825 | 133 | 103 | 269 | 3,190 |
| | F | 35 | 2 | 30 | 9 | 97 | 16 | 11 | 26 | 226 |
| Wiltshire | M | 80 | 39 | 130 | 11 | 71 | 32 | 16 | 38 | 417 |
| | F | 6 | — | 5 | — | 17 | 1 | 2 | 5 | 36 |
| England | M | 6,615 | 2,205 | 13,508 | 2,234 | 11,886 | 2,739 | 1,568 | 5,599 | 46,354 |
| | F | 486 | 27 | 433 | 125 | 1,590 | 406 | 138 | 361 | 3,566 |
| Dyfed-Powys | M | 58 | 24 | 80 | 11 | 33 | 6 | 12 | 48 | 272 |
| | F | 4 | — | 4 | — | 12 | — | 8 | 2 | 23 |
| Gwent | M | 58 | 19 | 98 | 19 | 90 | 20 | 1 | 71 | 383 |
| | F | 8 | — | 4 | — | 13 | — | — | — | 25 |
| North Wales | M | 56 | 25 | 120 | 13 | 56 | 19 | 25 | 39 | 353 |
| | F | 1 | — | 4 | 2 | 8 | 4 | 1 | — | 20 |
| South Wales | M | 284 | 68 | 411 | 64 | 396 | 58 | 49 | 154 | 1,484 |
| | F | 11 | — | 18 | 5 | 45 | 8 | 2 | 18 | 107 |
| Wales | M | 456 | 136 | 709 | 107 | 575 | 103 | 94 | 312 | 2,492 |
| | F | 24 | — | 30 | 7 | 78 | 12 | 4 | 20 | 175 |
| England and Wales | M | 7,071 | 2,341 | 14,217 | 2,341 | 12,461 | 2,842 | 1,662 | 5,911 | 48,846 |
| | F | 510 | 27 | 463 | 132 | 1,668 | 418 | 142 | 381 | 3,741 |

271

TABLE XII—PERSONS FOUND GUILTY AT THE CROWN COURT
By Police Force Area, Sex and Sentence or Order—1975

Crown Court—Persons found guilty

Number of persons

| Police Force | Total | Absolute discharge | Recognizance | Conditional discharge | Hospital order s.60 M.H. Act 1959 | Restriction order s.65 M.H. Act 1959 | Probation order | Supervision order | Fine | Detention Centre order | Care order | Borstal training | Suspended sentence | Imprisonment (immediate) | Otherwise dealt with |
|------------------------------|--------|--------------------|--------------|-----------------------|-----------------------------------|--------------------------------------|-----------------|-------------------|-------|------------------------|------------|------------------|--------------------|--------------------------|----------------------|
| Avon and Somerset | 1,022 | — | 8 | 26 | 1 | 2 | 88 | 1 | 190 | 42 | 2 | 73 | 219 | 356 | 14 |
| Bedfordshire | 66 | — | — | 5 | — | — | 17 | — | 19 | — | — | 2 | 14 | 9 | — |
| Cambridgeshire | 543 | — | 4 | 27 | — | 1 | 36 | 3 | 75 | 34 | — | 45 | 113 | 191 | 8 |
| Cheshire | 28 | 11 | 1 | 1 | — | — | 7 | — | 4 | — | — | 4 | 5 | 5 | — |
| Cleveland | 433 | — | — | 25 | 1 | 2 | 19 | — | 89 | 18 | — | 46 | 47 | 169 | 10 |
| Cumbria | 40 | 1 | — | 8 | — | — | 8 | — | 6 | — | — | 3 | 4 | 10 | — |
| Derbyshire | 709 | — | 5 | 19 | — | 2 | 51 | 1 | 102 | 32 | 3 | 76 | 105 | 284 | 27 |
| Devon and Cornwall | 39 | 2 | — | 5 | — | — | 8 | — | 7 | — | — | 7 | 6 | 8 | — |
| Dorset | 689 | — | 2 | 12 | 1 | 1 | 48 | 3 | 158 | 29 | — | 65 | 118 | 239 | 13 |
| Durham | 42 | — | 1 | 4 | 1 | — | 11 | — | 4 | — | — | 1 | 17 | 5 | — |
| Essex | 14 | — | 1 | 3 | 3 | 2 | 2 | — | 49 | 7 | — | 24 | 52 | 76 | — |
| Gloucestershire | 562 | 6 | 10 | 15 | 7 | 1 | 34 | 3 | 106 | 54 | 2 | 47 | 108 | 161 | 18 |
| Greater Manchester | 49 | 1 | 4 | 4 | — | — | 23 | 2 | 4 | — | — | 3 | 8 | 3 | — |
| Hampshire | 1,107 | 3 | 10 | 35 | — | 1 | 98 | 4 | 234 | 26 | 2 | 74 | 189 | 405 | 26 |
| Hertfordshire | 97 | 1 | 2 | 10 | 1 | 1 | 31 | 1 | 20 | 7 | — | 6 | 20 | 6 | — |
| Humberside | 477 | — | — | 3 | 3 | — | 15 | 2 | 90 | — | — | 43 | 96 | 170 | 15 |
| Kent | 56 | 4 | 1 | 50 | — | 2 | 32 | — | 10 | — | — | 41 | 14 | 8 | — |
| Lancashire | 30 | — | — | 6 | — | — | 12 | — | 3 | — | — | 1 | 2 | 4 | — |
| Leicestershire | 1,169 | 2 | 3 | 39 | 2 | 1 | 42 | 5 | 244 | 55 | 2 | 135 | 173 | 457 | 29 |
| Lincolnshire | 100 | — | 1 | 21 | 1 | — | 21 | — | 17 | — | — | 6 | 17 | 15 | — |
| London City | 32 | — | — | 15 | — | 1 | 25 | 3 | 60 | 18 | 1 | 31 | 80 | 95 | 2 |
| Merseyside | 27 | — | — | 3 | — | — | 9 | — | 5 | — | — | 2 | 6 | 2 | — |
| Metropolitan Police District | 1,571 | 6 | 9 | 121 | 9 | 4 | 126 | 8 | 295 | 94 | 5 | 263 | 445 | 892 | 26 |
| Norfolk | 169 | 3 | 1 | 35 | — | — | 46 | 1 | 19 | — | — | 8 | 30 | 25 | — |
| Northamptonshire | 1,571 | 4 | 3 | 91 | 3 | 6 | 188 | 9 | 291 | 41 | — | 109 | 303 | 502 | 21 |
| Northumbria | 119 | 1 | — | 12 | 2 | — | 26 | — | 30 | — | — | 6 | 26 | 14 | — |
| North Yorkshire | 43 | — | — | 20 | — | 1 | 11 | — | 105 | 17 | — | 37 | 99 | 246 | 17 |
| Nottinghamshire | 949 | — | 9 | 29 | 6 | — | 65 | 12 | 176 | 71 | — | 12 | 181 | 300 | 22 |
| South Yorkshire | 84 | 1 | — | 12 | — | — | 29 | 1 | 13 | — | — | 4 | 16 | 7 | — |
| Staffordshire | 1,012 | 3 | 1 | 37 | — | 4 | 65 | 5 | 191 | 22 | — | 84 | 181 | 348 | 71 |
| Suffolk | 62 | — | — | 7 | 1 | — | 11 | — | 18 | — | — | 4 | 10 | 9 | — |
| Surrey | 1,201 | 3 | 1 | 66 | — | — | 117 | 4 | 231 | 50 | 1 | 141 | 190 | 371 | 26 |
| Sussex | 79 | — | — | 8 | — | — | 23 | — | 13 | — | — | 3 | 12 | 18 | — |
| Thames Valley | 369 | 1 | 5 | 29 | 4 | 1 | 60 | 1 | 132 | 40 | 3 | 78 | 165 | 258 | 16 |
| Warwickshire | 74 | — | — | 13 | — | — | 21 | — | 12 | — | — | 7 | 11 | 2 | — |
| West Mercia | 29 | — | — | 18 | 5 | — | 31 | — | 68 | 12 | — | 35 | 60 | 12 | — |
| West Midlands | 124 | 4 | — | 14 | — | — | 6 | — | 6 | — | — | 4 | 4 | 2 | — |
| West Yorkshire | 6 | — | — | 1 | — | — | 1 | — | 9 | — | — | 3 | 25 | 57 | — |
| Wiltshire | — | — | — | — | — | — | — | — | — | — | — | — | — | — | — |
| England | 46,354 | 123 | 265 | 1,962 | 123 | 101 | 3,258 | 203 | 8,648 | 1,870 | 80 | 3,905 | 8,799 | 15,948 | 1,069 |
| Dyfed-Powys | 3,566 | 29 | 33 | 524 | 30 | 19 | 861 | 34 | 660 | — | 16 | 162 | 688 | 467 | 43 |
| Gwent | 272 | — | 10 | 21 | 1 | 1 | 18 | 3 | 52 | 7 | — | 20 | 43 | 95 | 1 |
| North Wales | 23 | — | 1 | 2 | — | — | 8 | 2 | 5 | — | — | 2 | 2 | 1 | — |
| South Wales | 383 | — | 11 | 11 | — | — | 19 | 1 | 101 | 10 | — | 33 | 92 | 112 | 4 |
| Wales | 25 | — | 2 | 3 | — | — | 3 | — | 6 | — | — | 3 | 6 | 2 | — |
| England and Wales | 353 | — | 3 | 13 | — | 2 | 30 | 2 | 61 | 16 | — | 29 | 61 | 132 | 4 |
| England | 20 | — | 2 | 2 | — | — | 4 | — | 1 | — | — | 2 | 7 | 1 | — |
| Wales | 1,484 | 2 | 21 | 49 | 1 | 1 | 97 | 4 | 286 | 46 | 3 | 128 | 286 | 516 | 46 |
| England and Wales | 107 | — | 7 | 11 | — | — | 29 | 2 | 10 | — | — | 7 | 25 | 12 | 4 |
| England | 2,492 | — | 34 | 92 | 2 | 4 | 164 | 10 | 500 | 79 | 3 | 210 | 482 | 855 | 55 |
| Wales | 175 | 2 | 10 | 18 | — | — | 44 | 4 | 22 | — | — | 14 | 40 | 16 | 5 |
| England and Wales | 48,846 | 123 | 299 | 2,056 | 125 | 105 | 3,422 | 213 | 9,148 | 1,949 | 83 | 4,115 | 9,281 | 16,803 | 1,124 |
| England and Wales | 3,741 | 31 | 43 | 542 | 30 | 19 | 905 | 38 | 682 | — | 16 | 176 | 728 | 483 | 48 |

Crown Court—Persons found guilty

Non-Indictable Offences

TABLE XIII—PERSONS PROCEEDED AGAINST FOR NON-INDICTABLE OFFENCES

By Police Force Area and By Offence - 1975

Number of persons

| Offence | England and Wales | England | Avon and Somerset | Bedfordshire | Cambridgeshire | Cheshire | Cleveland | Cumbria |
|---|-------------------|---------|-------------------|--------------|----------------|----------|-----------|---------|
| 101 Adulteration of food, drug, etc. | 2,334 | 2,138 | 89 | 2 | 21 | 53 | 36 | 30 |
| 102 Aliens Restriction Acts | 12 | 7 | — | — | — | — | — | — |
| Assault: | | | | | | | | |
| 103 Aggravated | 15 | 14 | — | — | — | — | 1 | — |
| 104 On constable | 11,914 | 10,922 | 213 | 105 | 106 | 132 | 139 | 99 |
| 105 Common, etc. | 4,103 | 3,864 | 96 | 12 | 10 | 19 | 70 | 34 |
| 106 Betting or gaming offence | 1,821 | 1,792 | 1 | 5 | — | 3 | 8 | — |
| 107 Brethel keeping | 117 | 116 | 6 | 2 | — | — | — | 4 |
| 108 Cruelty to animal | 922 | 824 | 32 | 10 | 6 | 19 | 34 | 11 |
| 109 Cruelty to a child, etc. | 273 | 261 | 4 | 11 | 1 | 9 | 4 | 11 |
| 110 Diseases of Animals Act | 206 | 186 | 5 | 3 | — | 10 | 2 | 5 |
| 111 Dog, offence in relation to | 3,362 | 2,922 | 41 | 71 | 55 | 58 | 109 | 67 |
| 112 Education Acts | 3,736 | 3,397 | 12 | 11 | 19 | 6 | 175 | 8 |
| Explosive, Firearm, etc.: | | | | | | | | |
| 113 Explosives Act | 64 | 61 | 2 | — | — | — | — | 1 |
| 114 Petroleum Act | 36 | 31 | — | — | — | — | — | — |
| 115 Firearms Act | 8,054 | 7,312 | 206 | 78 | 71 | 219 | 109 | 121 |
| 116 Fishery law | 1,521 | 1,216 | 19 | — | 32 | 11 | 16 | 186 |
| 117 Friendly Societies Acts | 7 | 7 | — | — | — | — | — | — |
| Game law: | | | | | | | | |
| 118 Night poaching | 121 | 112 | 4 | — | — | 4 | — | — |
| 119 Day poaching | 1,299 | 1,233 | 47 | 7 | 17 | 58 | 20 | 74 |
| 120 Unlawful possession of game, etc. | 180 | 176 | 5 | — | — | 2 | 1 | — |
| 121 Other offence against game law | 386 | 374 | 2 | — | 8 | 2 | 3 | 5 |
| Highways Act: | | | | | | | | |
| 122 Obstruction other than by vehicle | 15,986 | 15,343 | 766 | 85 | 13 | 196 | 80 | 232 |
| 123 Nuisance other than by vehicle | 1,840 | 1,776 | 14 | 16 | 13 | 15 | 23 | 12 |
| 135 Horses drawn vehicle | 40 | 40 | 4 | — | — | — | — | — |
| 136 Handcart or barrow | 1,492 | 1,492 | — | — | — | — | — | — |
| 137 Pedal cycle | 5,250 | 5,104 | 84 | 102 | 495 | 120 | 117 | 17 |
| 124 Other Highways Act offence | 795 | 727 | 9 | — | 4 | 6 | 16 | — |
| 139 Indecent exposure | 2,789 | 2,633 | 60 | 25 | 18 | 63 | 36 | 23 |
| Intoxicating liquor law: | | | | | | | | |
| 140 Drunkenness, simple | 50,116 | 48,541 | 486 | 322 | 216 | 205 | 371 | 219 |
| 141 Drunkenness, with aggravation | 52,104 | 48,846 | 440 | 289 | 148 | 524 | 1,260 | 429 |
| 142 Offence by licensed persons, etc. | 1,730 | 1,560 | 65 | 9 | 18 | 16 | 8 | 21 |
| 143 Other offence against intoxicating liquor law | 8,986 | 7,809 | 63 | 12 | 57 | 108 | 186 | 158 |
| 144 Juvenile, selling tobacco to | 14 | 10 | — | — | — | — | 1 | — |
| Labour law: | | | | | | | | |
| 145 Intimidation | 1 | 1 | — | — | — | — | — | — |
| 146 Shops Act | 74 | 73 | 3 | — | — | — | — | 1 |
| 147 Employment of Children Act | 73 | 72 | 1 | — | 3 | — | — | — |
| 148 Other offence against labour law | 917 | 856 | 43 | 3 | 16 | 7 | 20 | 17 |
| 149 Malicious damage | 15 | 15 | 2 | — | 1 | — | — | — |
| 150 Merchant Shipping Acts | 220 | 129 | — | — | — | — | 3 | — |
| 151 Social Security offence | 5,665 | 5,278 | 178 | 35 | 36 | 92 | 97 | 70 |
| 152 National Insurance Act | 11,803 | 10,833 | 337 | 60 | 120 | 68 | 99 | 51 |
| Naval, Military and Air Force law: | | | | | | | | |
| 153 Army | 628 | 605 | 10 | 3 | 6 | 4 | 8 | 17 |
| 154 Navy | 21 | 2 | — | — | — | — | — | — |
| 155 Air Force | 4 | 4 | — | — | — | — | — | 3 |

Non-Indictable Offences

TABLE XIII—PERSONS PROCEEDED AGAINST FOR NON-INDICTABLE OFFENCES

By Police Force Area and By Offence

Number of persons

| Offence | England and Wales | England | Avon and Somerset | Bedfordshire | Cambridgeshire | Cheshire | Cleveland | Cumbria |
|---|-------------------|-----------|-------------------|--------------|----------------|----------|-----------|---------|
| 156 Park, common, or other open space offence | 617 | 617 | 2 | — | 5 | 4 | 2 | 3 |
| Pawnbrokers Act: | | | | | | | | |
| 157 Offence by pawnbroker | 5 | 5 | — | — | — | — | — | — |
| 158 Unlawful pledging | 1 | 1 | — | — | — | — | — | — |
| 159 Other offence against Pawnbrokers Act | 7 | 7 | — | — | — | — | — | — |
| 160 Pedlars Acts | 248 | 237 | 8 | 3 | 3 | 2 | 2 | — |
| Certain local regulations: | | | | | | | | |
| 161 Allowing chimney to be on fire | 2 | 2 | — | — | — | — | — | — |
| 162 Disorderly behaviour | 9,681 | 8,052 | 102 | 28 | 27 | 96 | 115 | — |
| 163 Playing in street | 24 | 23 | — | — | — | — | — | — |
| 164 Other offence | 5,322 | 4,669 | 74 | 30 | 27 | 10 | 12 | 158 |
| 165 Prevention of Crime Act | 6,942 | 6,565 | 126 | 102 | 60 | 79 | 51 | 36 |
| Prostitution: | | | | | | | | |
| 166 Offence by prostitute | 3,455 | 3,356 | 135 | 2 | 3 | — | — | 53 |
| 167 Aiding, etc., offence by prostitute | 2 | 2 | — | — | — | — | — | — |
| 168 Public health offence | 3,573 | 3,421 | 107 | 21 | 11 | 14 | 29 | 38 |
| 169 Railway offence | 13,214 | 12,332 | 194 | 101 | 118 | 222 | 179 | 197 |
| Revenue law: | | | | | | | | |
| 170 Motor vehicle licence | 98,734 | 92,658 | 2,445 | 735 | 980 | 1,206 | 402 | 490 |
| 171 Dog licence | 4,058 | 3,633 | 59 | 34 | 56 | 110 | 160 | 72 |
| 172 Other offence against revenue law | 1,724 | 1,644 | 54 | 18 | 16 | 11 | 12 | 18 |
| 173 Stage carriage or public service vehicle offence | 1,953 | 1,811 | 12 | 14 | 15 | 14 | 67 | 23 |
| 179 Sunday trading, etc. | 542 | 539 | 44 | 1 | 18 | 13 | — | — |
| 180 Tram or trolley vehicle offence | 2 | 2 | — | — | — | — | — | — |
| 181 Unlawful possession | 344 | 344 | — | — | — | — | — | — |
| Vagrancy Acts: | | | | | | | | |
| 182 Begging | 1,198 | 1,195 | 9 | — | 35 | — | — | — |
| 183 Sleeping out | 311 | 309 | 1 | 1 | — | — | — | — |
| 185 Found in enclosed premises | 885 | 819 | 9 | 25 | 1 | 18 | 9 | 4 |
| 186 Frequenting | 3,099 | 3,000 | 11 | 7 | 1 | 25 | 10 | 6 |
| 187 Living on prostitute's earnings | 930 | 879 | 6 | 4 | — | — | — | — |
| 188 Other offence against Vagrancy Act | 100 | 98 | — | 1 | — | — | — | — |
| 189 Weights and Measures Act | 781 | 746 | 33 | 1 | 3 | 41 | 10 | 4 |
| 190 Wild Birds Protection Acts | 135 | 129 | 1 | — | 1 | 4 | — | 8 |
| 191 Wireless Telegraphy Acts | 33,863 | 31,104 | 1,605 | 513 | 207 | 439 | 1,364 | 117 |
| 192 Gross indecency with child | 582 | 538 | 14 | 5 | 2 | 7 | 8 | 3 |
| 193 Drug offence | 11,857 | 11,142 | 348 | 71 | 336 | 166 | 61 | 120 |
| 194 Immigration offence | 956 | 911 | 7 | 5 | 1 | 8 | 7 | — |
| 195 Other non-indictable offence (excluding motoring) | 32,412 | 30,591 | 947 | 512 | 302 | 651 | 544 | 635 |
| Total non-indictable (other than motoring) offences | 438,605 | 410,114 | 9,702 | 3,512 | 3,738 | 5,169 | 6,160 | 3,914 |
| Motoring offences: | | | | | | | | |
| Reckless or dangerous driving | 8,247 | 7,626 | 179 | 194 | 68 | 142 | 78 | 46 |
| Driving while unfit through drink or drugs | 57,699 | 53,768 | 1,254 | 817 | 532 | 1,070 | 811 | 752 |
| In charge of motor vehicle while unfit through drink or drugs | 2,727 | 2,554 | 74 | 35 | 27 | 30 | 53 | 20 |
| Driving while disqualified | 11,784 | 11,025 | 356 | 77 | 82 | 170 | 126 | 113 |
| Other motoring offence | 1,152,636 | 1,077,997 | 28,077 | 14,913 | 15,503 | 26,067 | 11,447 | 14,323 |
| Total motoring offences | 1,233,093 | 1,152,970 | 29,940 | 16,036 | 16,212 | 27,479 | 12,515 | 15,254 |
| Total non-indictable offences | 1,671,698 | 1,563,084 | 39,642 | 19,548 | 19,950 | 32,648 | 18,675 | 19,168 |

Non-Indictable Offences

TABLE XIII—PERSONS PROCEEDED AGAINST FOR NON-INDICTABLE OFFENCES

By Police Force Area and By Offence

Number of persons

| Offence | Derbyshire | Devon and Cornwall | Dorset | Durham | Essex | Gloucestershire | Greater Manchester | Hampshire | Hertfordshire |
|---|------------|--------------------|--------|--------|-------|-----------------|--------------------|-----------|---------------|
| 101 Adulteration of food, drug, etc. | 22 | 26 | 3 | 30 | 102 | 28 | 40 | 118 | 69 |
| 102 Aliens Restriction Acts | — | 1 | 1 | — | — | — | — | — | — |
| Assault: | | | | | | | | | |
| 103 Aggravated | — | — | — | — | 1 | — | — | — | 1 |
| 104 On constable | 150 | 279 | 77 | 133 | 218 | 68 | 753 | 289 | 153 |
| 105 Common, etc. | 29 | — | 17 | 14 | 94 | 27 | 351 | 172 | 71 |
| 106 Betting or gaming offence | 33 | 4 | 1 | 7 | 2 | — | 43 | 6 | 3 |
| 107 Brothel keeping | 2 | 2 | — | — | — | — | 19 | — | — |
| 108 Cruelty to animal | 24 | 29 | 5 | 13 | 21 | 16 | 50 | 41 | 9 |
| 109 Cruelty to a child, etc. | 5 | 9 | — | 1 | 4 | — | 10 | 6 | 2 |
| 110 Diseases of Animals Act | 3 | 12 | 7 | 4 | 5 | 1 | 2 | 16 | — |
| 111 Dog, offence in relation to | 69 | 10 | 27 | 74 | 56 | 49 | 98 | 85 | 22 |
| 112 Education Acts | 79 | 14 | 1 | 45 | 50 | 27 | 486 | 42 | 36 |
| Explosive, Firearm, etc.: | | | | | | | | | |
| 113 Explosives Act | — | — | — | — | — | — | 8 | 7 | 2 |
| 114 Petroleum Act | — | — | — | 1 | 1 | — | 4 | — | 5 |
| 115 Firearms Act | 164 | 282 | 120 | 145 | 184 | 99 | 382 | 211 | 92 |
| 116 Fishery law | 73 | 54 | 1 | 28 | 3 | 30 | 4 | 76 | 1 |
| 117 Friendly Societies Acts | — | — | — | — | — | — | — | — | — |
| Game law: | | | | | | | | | |
| 118 Night poaching | 1 | 1 | 8 | — | 4 | 5 | — | 8 | — |
| 119 Day poaching | 47 | 1 | 7 | 45 | 55 | 10 | 30 | 41 | 26 |
| 120 Unlawful possession of game, etc. | — | 2 | 5 | 5 | 7 | — | 5 | 15 | 1 |
| 121 Other offence against game law | 5 | 4 | — | 1 | 9 | 6 | 5 | 12 | 2 |
| Highways Act: | | | | | | | | | |
| 122 Obstruction other than by vehicle | 113 | 168 | 60 | 241 | 78 | 109 | 490 | 205 | 129 |
| 123 Nuisance other than by vehicle | 10 | 28 | 9 | 29 | 75 | 42 | 121 | 174 | 12 |
| 135 Horses drawn vehicle | 1 | — | 1 | — | — | 3 | 1 | — | — |
| 136 Handcart or barrow | — | — | — | — | — | — | — | — | — |
| 137 Pedal cycle | 45 | 75 | 91 | 15 | 135 | 172 | 140 | 285 | 67 |
| 124 Other Highways Act offence | 12 | 13 | 1 | 5 | 23 | 1 | 365 | 11 | 23 |
| 139 Indecent exposure | 46 | 60 | 27 | 21 | 53 | 13 | 215 | 95 | 59 |
| Intoxicating liquor law: | | | | | | | | | |
| 140 Drunkenness, simple | 202 | 645 | 448 | 216 | 312 | 185 | 2,005 | 1,366 | 195 |
| 141 Drunkenness, with aggravation | 293 | 991 | 216 | 807 | 287 | 149 | 5,476 | 1,110 | 251 |
| 142 Offence by licensed persons, etc. | 51 | 105 | 13 | 8 | 8 | 6 | 178 | 26 | 7 |
| 143 Other offence against intoxicating liquor law | 312 | 218 | 12 | 171 | 14 | 20 | 1,314 | 44 | 21 |
| 144 Juvenile, selling tobacco to | — | 1 | — | — | — | — | 1 | 1 | — |
| Labour law: | | | | | | | | | |
| 145 Intimidation | — | — | — | — | — | — | — | — | — |
| 146 Shops Act | — | — | — | — | — | — | 1 | 1 | — |
| 147 Employment of Children Act | 6 | 3 | 1 | 1 | — | — | 3 | 4 | — |
| 148 Other offence against labour law | 16 | 17 | 3 | 8 | 31 | 9 | 69 | 15 | 13 |
| 149 Malicious damage | — | 1 | — | — | — | — | — | 2 | — |
| 150 Merchant Shipping Acts | — | 9 | — | — | 3 | — | — | 12 | — |
| 151 Social Security offence | 106 | 183 | 8 | 54 | 74 | 54 | 406 | 177 | 30 |
| 152 National Insurance Act | 80 | 197 | 103 | 60 | 718 | 116 | 375 | 527 | 297 |
| Naval, Military and Air Force law: | | | | | | | | | |
| 153 Army | 2 | 7 | 1 | 8 | 9 | 16 | 113 | 4 | — |
| 154 Navy | — | — | — | — | — | 2 | 1 | — | — |
| 155 Air Force | — | — | — | — | — | — | — | — | 1 |

Non-Indictable Offences

TABLE XIII—PERSONS PROCEEDED AGAINST FOR NON-INDICTABLE OFFENCES

By Police Force Area and By Offence.

Number of persons

| Offence | Derbyshire | Devon and Cornwall | Dorset | Durham | Essex | Gloucestershire | Greater Manchester | Hampshire | Hertfordshire |
|---|------------|--------------------|--------|--------|--------|-----------------|--------------------|-----------|---------------|
| 156 Park, common or other open space offence | — | 3 | — | — | — | — | 6 | 12 | 1 |
| Pawnbrokers Act: | | | | | | | | | |
| 157 Offence by pawnbroker | — | — | — | — | — | — | — | 1 | — |
| 158 Unlawful pledging | — | — | — | — | — | — | — | — | — |
| 159 Other offence against Pawnbrokers Act | — | — | — | — | — | — | — | — | — |
| 160 Pedlars Acts | 12 | 5 | 8 | 5 | — | — | 10 | 8 | 2 |
| Certain local regulations: | | | | | | | | | |
| 161 Allowing chimney to be on fire | — | — | — | — | — | — | — | — | — |
| 162 Disorderly behaviour | 85 | 259 | — | 46 | 70 | 3 | 129 | 314 | — |
| 163 Playing in street | — | — | — | — | — | — | — | — | — |
| 164 Other offence | 61 | 43 | 25 | 37 | 16 | 18 | 307 | 19 | 65 |
| 165 Prevention of Crime Act | 112 | 109 | 39 | 43 | 114 | 46 | 295 | 204 | 102 |
| Prostitution: | | | | | | | | | |
| 166 Offence by prostitute | 71 | 26 | 16 | — | 20 | — | 471 | 22 | — |
| 167 Aiding, etc., offence by prostitute | — | — | — | — | — | — | — | — | — |
| 168 Public health offence | 17 | 33 | 5 | 8 | 115 | 22 | 202 | 109 | 32 |
| 169 Railway offence | 95 | 91 | 14 | 90 | 628 | 22 | 383 | 272 | 319 |
| Revenue law: | | | | | | | | | |
| 170 Motor vehicle licence | 980 | 2,977 | 707 | 566 | 4,001 | 833 | 4,650 | 2,471 | 3,496 |
| 171 Dog licence | 115 | 70 | 25 | 73 | 61 | 37 | 348 | 100 | 7 |
| 172 Other offence against revenue law | 17 | 17 | 14 | 6 | 185 | 12 | 50 | 76 | 137 |
| 173 Stage carriage or public service vehicle offence | 19 | 15 | 8 | 17 | 16 | 7 | 205 | 25 | 10 |
| 179 Sunday trading, etc. | 66 | — | — | 1 | 16 | 17 | 9 | 10 | — |
| 180 Tram or trolley vehicle offence | — | — | — | — | — | — | — | — | — |
| 181 Unlawful possession | — | 2 | — | — | 7 | — | 1 | — | 2 |
| Vagrancy Acts: | | | | | | | | | |
| 182 Begging | 1 | 11 | 1 | — | 1 | 1 | 41 | 12 | 1 |
| 183 Sleeping out | — | 13 | 3 | — | — | 2 | 12 | 5 | 2 |
| 185 Found in enclosed premises | 6 | 9 | 4 | 5 | 9 | 2 | 88 | 17 | 7 |
| 186 Frequenting | 11 | 15 | 7 | 6 | 14 | 2 | 301 | 26 | 12 |
| 187 Living on prostitute's earnings | 2 | 3 | 4 | — | 1 | — | 25 | 31 | 1 |
| 188 Other offence against Vagrancy Act | 5 | — | — | 3 | — | — | — | 35 | — |
| 189 Weights and Measures Act | 18 | 1 | — | 29 | 18 | 9 | 4 | 7 | 3 |
| 190 Wild Birds Protection Acts | 15 | 2 | — | 1 | 8 | 3 | 7 | 2 | 3 |
| 191 Wireless Telegraphy Acts | 274 | 601 | 331 | 164 | 763 | 835 | 2,562 | 1,459 | 249 |
| 192 Gross indecency with child | 6 | 20 | 9 | 7 | 9 | 5 | 23 | 35 | 12 |
| 193 Drug offence | 64 | 298 | 133 | 26 | 211 | 107 | 739 | 439 | 132 |
| 194 Immigration offence | 9 | 11 | 21 | 3 | 21 | 4 | 53 | 8 | 2 |
| 195 Other non-indictable offence (excluding motoring) | 564 | 747 | 323 | 421 | 1,015 | 311 | 2,804 | 907 | 699 |
| Total non-indictable (other than motoring) offences | 4,626 | 8,922 | 2,971 | 3,778 | 9,955 | 3,561 | 27,290 | 11,824 | 6,896 |
| Motoring offences: | | | | | | | | | |
| Reckless or dangerous driving | 193 | 270 | 94 | 104 | 351 | 39 | 451 | 287 | 245 |
| Driving while unfit through drink or drugs | 750 | 1,431 | 570 | 820 | 1,428 | 462 | 4,544 | 1,978 | 683 |
| In charge of motor vehicle while unfit through drink or drugs | 42 | 74 | 29 | 41 | 39 | 46 | 412 | 81 | 68 |
| Driving while disqualified | 141 | 236 | 96 | 123 | 294 | 107 | 794 | 375 | 205 |
| Other motoring offence | 24,256 | 28,550 | 12,634 | 8,948 | 30,017 | 11,484 | 85,939 | 40,303 | 26,286 |
| Total motoring offences | 25,382 | 30,561 | 13,423 | 10,036 | 32,129 | 12,138 | 92,140 | 43,024 | 27,487 |
| Total non-indictable offences | 30,008 | 39,483 | 16,394 | 13,814 | 42,084 | 15,699 | 119,430 | 54,848 | 34,383 |

Non-Indictable Offences

TABLE XIII—PERSONS PROCEEDED AGAINST FOR NON-INDICTABLE OFFENCES

By Police Force Area and By Offence

| Offence | Number of persons | | | | | | | | |
|---|-------------------|------|------------|----------------|--------------|-------------|------------|------------------------------|---------|
| | Humberside | Kent | Lancashire | Leicestershire | Lincolnshire | London City | Merseyside | Metropolitan Police District | Norfolk |
| 101 Adulteration of food, drug, etc. | 15 | 9 | 48 | 26 | 31 | 11 | 49 | 618 | 20 |
| 102 Aliens Restriction Acts | — | — | — | — | — | — | — | — | — |
| Assault: | | | | | | | | | |
| 103 Aggravated | — | — | — | — | — | — | — | 6 | — |
| 104 On constable | 237 | 228 | 268 | 121 | 70 | 32 | 600 | 2,780 | 85 |
| 105 Common, etc. | 20 | 27 | 73 | 36 | 23 | 16 | 132 | 1,140 | 7 |
| 106 Betting or gaming offence | 12 | 11 | 15 | 17 | 13 | 1 | 42 | 1,270 | — |
| 107 Brothel keeping | 3 | — | — | — | — | — | 11 | 34 | — |
| 108 Cruelty to animal | 18 | 28 | 25 | 17 | 9 | 2 | 28 | 23 | 12 |
| 109 Cruelty to a child, etc. | 8 | 4 | 13 | 9 | 1 | — | 9 | 40 | 1 |
| 110 Diseases of Animals Act | 6 | 2 | 2 | 9 | 4 | — | — | 1 | — |
| 111 Dog, offence in relation to | 296 | 115 | 96 | 58 | 57 | — | 30 | 9 | 25 |
| 112 Education Acts | 72 | 23 | 83 | 48 | 15 | — | 633 | 173 | 33 |
| Explosive, Firearm, etc.: | | | | | | | | | |
| 113 Explosives Act | 1 | — | 6 | — | 2 | — | 1 | 10 | 11 |
| 114 Petroleum Act | 3 | — | — | — | — | — | — | — | — |
| 115 Firearms Act | 374 | 261 | 236 | 95 | 162 | 3 | 172 | 418 | 64 |
| 116 Fishery law | 30 | 6 | 139 | 21 | 86 | — | 2 | 2 | 4 |
| 117 Friendly Societies Acts | 2 | — | — | — | — | — | — | — | — |
| Game law: | | | | | | | | | |
| 118 Night poaching | 4 | 1 | 8 | 4 | 4 | — | — | — | 1 |
| 119 Day poaching | 36 | 41 | 126 | 14 | 40 | — | 27 | 1 | 18 |
| 120 Unlawful possession of game, etc. | 16 | 3 | 12 | 3 | 3 | — | 3 | 1 | 5 |
| 121 Other offence against game law | 12 | 16 | 21 | 3 | 19 | — | 2 | — | 12 |
| Highways Act: | | | | | | | | | |
| 122 Obstruction other than by vehicle | 107 | 201 | 357 | 144 | 42 | 1 | 605 | 8,360 | 24 |
| 123 Nuisance other than by vehicle | 76 | 38 | 54 | 20 | 51 | — | 29 | 28 | 56 |
| 135 Horses drawn vehicle | — | — | — | — | — | — | 5 | 13 | — |
| 136 Handcart or barrow | — | — | — | — | — | — | — | 1,188 | 6 |
| 137 Pedal cycle | 471 | 117 | 80 | 61 | 134 | 6 | 65 | 145 | 108 |
| 124 Other Highways Act offence | 6 | 33 | 14 | 3 | 4 | 1 | 20 | 23 | 5 |
| 139 Indecent exposure | 34 | 61 | 86 | 32 | 35 | 7 | 110 | 477 | 26 |
| Intoxicating liquor law: | | | | | | | | | |
| 140 Drunkenness, simple | 650 | 416 | 921 | 208 | 110 | 252 | 2,693 | 25,725 | 156 |
| 141 Drunkenness, with aggravation | 984 | 409 | 1,842 | 155 | 166 | 200 | 4,704 | 10,749 | 189 |
| 142 Offence by licensed persons, etc. | 50 | 8 | 23 | 7 | 20 | — | 241 | 119 | 11 |
| 143 Other offence against intoxicating liquor law | 137 | 23 | 139 | 35 | 71 | 3 | 755 | 29 | 32 |
| 144 Juvenile, selling tobacco to | 2 | — | 1 | — | — | — | 1 | 1 | — |
| Labour law: | | | | | | | | | |
| 145 Intimidation | — | — | — | — | — | — | — | — | — |
| 146 Shops Act | — | — | 3 | — | — | — | 1 | 21 | — |
| 147 Employment of Children Act | 2 | — | — | — | — | — | 5 | 5 | — |
| 148 Other offence against labour law | 37 | 7 | 37 | 20 | 11 | 1 | 20 | 75 | 21 |
| 149 Malicious damage | — | — | 1 | — | — | — | — | — | — |
| 150 Merchant Shipping Acts | 14 | 2 | 6 | — | 1 | — | 10 | 1 | 3 |
| 151 Social Security offence | 137 | 106 | 260 | 45 | 65 | — | 713 | 205 | 69 |
| 152 National Insurance Act | 141 | 96 | 340 | 243 | 87 | 8 | 345 | 2,828 | 113 |
| Naval, Military and Air Force law: | | | | | | | | | |
| 153 Army | 33 | 3 | 34 | 16 | 6 | 1 | 6 | 57 | 18 |
| 154 Navy | 2 | — | — | — | — | — | 1 | 1 | — |
| 155 Air Force | 2 | — | — | — | — | — | — | — | — |

Non-Indictable Offences

TABLE XIII—PERSONS PROCEEDED AGAINST FOR NON-INDICTABLE OFFENCES

By Police Force Area and By Offence

| Offence | Number of persons | | | | | | | | |
|---|-------------------|--------|------------|----------------|--------------|-------------|------------|------------------------------|---------|
| | Humberside | Kent | Lancashire | Leicestershire | Lincolnshire | London City | Merseyside | Metropolitan Police District | Norfolk |
| 156 Park, common or other open space offence | 13 | 6 | 7 | 2 | — | — | — | 49 | 1 |
| Pawnbrokers Act: | | | | | | | | | |
| 157 Offence by pawnbroker | 2 | — | — | — | — | — | — | — | — |
| 158 Unlawful pledging | 1 | — | — | — | — | — | — | — | — |
| 159 Other offence against Pawnbrokers Act | — | 7 | 14 | 2 | 20 | — | 21 | 2 | 3 |
| 160 Pedlars Acts | — | — | — | — | — | — | — | — | — |
| Certain local regulations: | | | | | | | | | |
| 161 Allowing chimney to be on fire | 1 | — | — | — | — | — | — | 1 | — |
| 162 Disorderly behaviour | 81 | 19 | 63 | 13 | — | 43 | 449 | 3,596 | 11 |
| 163 Playing in street | — | — | — | — | — | — | 8 | 1 | — |
| 164 Other offence | 63 | 53 | 370 | 149 | 47 | 141 | 94 | 1,062 | 31 |
| 165 Prevention of Crime Act | 115 | 103 | 187 | 70 | 34 | 28 | 241 | 2,183 | 36 |
| Prostitution: | | | | | | | | | |
| 166 Offence by prostitute | 18 | — | 16 | 98 | — | — | — | 152 | 1,040 |
| 167 Aiding, etc., offence by prostitute | — | — | 1 | — | — | — | — | 1 | — |
| 168 Public health offence | 41 | 13 | 101 | 22 | 18 | 16 | 77 | 931 | 25 |
| 169 Railway offence | 547 | 80 | 215 | 194 | 29 | 802 | 756 | 3,265 | 96 |
| Revenue law: | | | | | | | | | |
| 170 Motor vehicle licence | 922 | 2,649 | 2,161 | 1,605 | 655 | 182 | 2,862 | 26,431 | 1,080 |
| 171 Dog licence | 161 | 93 | 195 | 56 | 81 | 2 | 189 | 24 | 40 |
| 172 Other offence against revenue law | 5 | 7 | 38 | 33 | 10 | 12 | 52 | 369 | 21 |
| 173 Stage carriage or public service vehicle offence | 36 | 16 | 306 | 21 | 5 | 16 | 133 | 286 | 7 |
| 179 Sunday trading, etc. | 1 | — | 30 | 79 | — | 3 | 1 | 51 | 1 |
| 180 Tram or trolley vehicle offence | — | — | 1 | — | — | — | — | — | — |
| 181 Unlawful possession | — | — | — | 1 | — | 37 | 5 | 288 | — |
| Vagrancy Acts: | | | | | | | | | |
| 182 Begging | 3 | 3 | 9 | — | 2 | 8 | 20 | 900 | — |
| 183 Sleeping out | 7 | 5 | 29 | — | — | — | 12 | 156 | 1 |
| 185 Found in enclosed premises | 10 | 16 | 22 | 9 | 2 | 2 | 59 | 284 | 4 |
| 186 Frequenting | 20 | 1 | 64 | 2 | 1 | 29 | 265 | 1,746 | 3 |
| 187 Living on prostitute's earnings | 1 | — | 29 | 3 | — | 1 | 90 | 439 | 3 |
| 188 Other offence against Vagrancy Act | 1 | 1 | 15 | — | 4 | — | — | 12 | 1 |
| 189 Weights and Measures Act | 8 | 5 | 19 | 8 | — | 2 | 49 | 171 | 11 |
| 190 Wild Birds Protection Acts | 6 | 5 | 5 | 3 | — | — | 10 | 1 | — |
| 191 Wireless Telegraphy Acts | 1,022 | 310 | 818 | 130 | 92 | — | 1,703 | 5,557 | 468 |
| 192 Gross indecency with child | 10 | 10 | 9 | 6 | 10 | 1 | 27 | 80 | 7 |
| 193 Drug offence | 132 | 243 | 250 | 110 | 60 | 34 | 247 | 3,913 | 81 |
| 194 Immigration offence | 5 | 18 | 12 | 9 | — | 6 | 10 | 552 | — |
| 195 Other non-indictable offence (excluding motoring) | 1,209 | 671 | 1,060 | 310 | 413 | 20 | 432 | 1,377 | 391 |
| Total non-indictable (other than motoring) offences | 8,493 | 6,630 | 11,424 | 4,398 | 2,833 | 1,933 | 20,034 | 111,348 | 3,507 |
| Motoring offences: | | | | | | | | | |
| Reckless or dangerous driving | 116 | 206 | 275 | 103 | 48 | 30 | 194 | 1,167 | 83 |
| Driving while unfit through drink or drugs | 1,069 | 1,278 | 1,622 | 581 | 510 | 44 | 2,002 | 11,014 | 408 |
| In charge of motor vehicle while unfit through drink or drugs | 45 | 118 | 92 | 16 | 27 | 8 | 73 | 329 | 37 |
| Driving while disqualified | 171 | 301 | 407 | 204 | 99 | 14 | 271 | 2,553 | 102 |
| Other motoring offence | 18,992 | 43,224 | 31,209 | 19,514 | 14,104 | 4,574 | 30,552 | 138,469 | 13,242 |
| Total motoring offences | 20,393 | 45,127 | 33,605 | 20,418 | 14,788 | 4,670 | 33,092 | 153,532 | 13,872 |
| Total non-indictable offences | 28,886 | 51,757 | 45,029 | 24,816 | 17,621 | 6,603 | 53,126 | 264,880 | 17,379 |

Non-Indictable Offences

TABLE XIII—PERSONS PROCEEDED AGAINST FOR NON-INDICTABLE OFFENCES
By Police Force Area and By Offence

| Offence | Number of persons | | | | | | | | | |
|---|-------------------|-------------|-----------------|-----------------|-----------------|---------------|---------|--------|--------|---------------|
| | Northamptonshire | Northumbria | North Yorkshire | Nottinghamshire | South Yorkshire | Staffordshire | Suffolk | Surrey | Sussex | Thames Valley |
| 101 Adulteration of food, drug, etc. | 24 | 69 | 40 | 5 | 48 | 61 | 2 | 29 | 60 | 33 |
| 102 Aliens Restriction Acts | — | — | — | — | — | — | — | — | — | — |
| Assault: | | | | | | | | | | |
| 103 Aggravated | — | — | — | — | — | — | — | — | — | — |
| 104 On constable | 96 | 345 | 114 | 249 | 417 | 172 | 109 | 116 | 315 | 394 |
| 105 Common, etc. | 29 | 126 | 6 | 38 | 141 | 61 | 6 | 10 | 79 | 10 |
| 106 Betting or gaming offence | — | 67 | 5 | 22 | 38 | — | 2 | — | 12 | 11 |
| 107 Brothel keeping | — | 1 | — | — | — | — | — | — | — | — |
| 108 Cruelty to animal | 11 | 13 | 22 | 30 | 37 | 28 | 8 | 7 | 31 | 16 |
| 109 Cruelty to a child, etc. | 2 | 2 | — | 11 | 11 | 3 | 1 | 2 | 2 | 1 |
| 110 Diseases of Animals Act | 1 | 3 | 5 | 3 | 8 | 3 | 21 | 3 | 2 | 1 |
| 111 Dog, offence in relation to | 25 | 185 | 61 | 74 | 94 | 81 | 66 | 23 | 67 | 115 |
| 112 Education Acts | 13 | 133 | 31 | 15 | 391 | 44 | 73 | 65 | 30 | 10 |
| Explosive, Firearm, etc.: | | | | | | | | | | |
| 113 Explosives Act | — | — | 2 | 1 | — | — | — | 2 | 2 | — |
| 114 Petroleum Act | — | 1 | — | — | — | — | — | — | — | — |
| 115 Firearms Act | 119 | 242 | 335 | 205 | 303 | 236 | 102 | 44 | 144 | 324 |
| 116 Fishery law | 31 | 34 | 62 | 31 | 14 | 30 | 4 | 2 | 28 | 7 |
| 117 Friendly Societies Acts | — | — | — | — | — | — | — | — | — | — |
| Game law: | | | | | | | | | | |
| 118 Night poaching | 1 | — | 3 | 13 | 5 | 3 | 4 | — | 1 | — |
| 119 Day poaching | 5 | 44 | 83 | 68 | 25 | 59 | 11 | 8 | 30 | 17 |
| 120 Unlawful possession of game, etc. | 2 | 4 | 42 | 7 | 3 | 8 | 1 | 1 | — | — |
| 121 Other offence against game law | 8 | 6 | 88 | 32 | 33 | 4 | 1 | 2 | 11 | 9 |
| Highways Act: | | | | | | | | | | |
| 122 Obstruction other than by vehicle | 88 | 197 | 102 | 53 | 619 | 72 | 34 | 46 | 95 | 283 |
| 123 Nuisance other than by vehicle | 10 | 205 | 121 | 45 | 43 | 18 | 13 | 9 | 36 | 13 |
| 135 Horses drawn vehicle | — | — | — | — | — | — | — | — | — | — |
| 136 Handcart or barrow | — | 173 | — | 122 | — | — | — | — | — | — |
| 137 Pedal cycle | 40 | 48 | 186 | 116 | 52 | 83 | 180 | 66 | 237 | 542 |
| 124 Other Highways Act offence | 4 | 18 | 7 | 9 | 7 | 2 | 7 | 10 | 28 | — |
| 139 Indecent exposure | 30 | 79 | 35 | 69 | 101 | 58 | 23 | 45 | 44 | 95 |
| Intoxicating liquor law: | | | | | | | | | | |
| 140 Drunkenness, simple | 217 | 1,245 | 278 | 227 | 689 | 318 | 361 | 158 | 910 | 641 |
| 141 Drunkenness, with aggravation | 209 | 3,354 | 316 | 538 | 1,944 | 583 | 272 | 157 | 847 | 1,211 |
| 142 Offence by licensed persons, etc. | 22 | 27 | 30 | 15 | 42 | 14 | 22 | 2 | 24 | 30 |
| 143 Other offence against intoxicating liquor law | 17 | 332 | 205 | 126 | 1,800 | 139 | 66 | 4 | 39 | 72 |
| 144 Juvenile, selling tobacco to | — | — | — | — | — | — | — | — | — | — |
| Labour law: | | | | | | | | | | |
| 145 Intimidation | — | — | — | — | — | — | — | — | — | — |
| 146 Shops Act | — | 5 | 15 | 1 | 1 | 1 | — | — | — | — |
| 147 Employment of Children Act | — | 2 | 2 | 4 | 2 | 1 | — | — | — | — |
| 148 Other offence against labour law | 11 | 23 | 12 | 2 | 73 | 18 | 8 | 15 | 31 | 1 |
| 149 Malicious damage | — | — | — | — | — | — | — | — | — | — |
| 150 Merchant Shipping Acts | — | 12 | — | — | — | — | — | — | — | — |
| 151 Social Security offence | 57 | 286 | 55 | 122 | 316 | 54 | 18 | 11 | 91 | 29 |
| 152 National Insurance Act | 134 | 193 | 64 | 95 | 256 | 161 | 43 | 186 | 472 | 237 |
| Naval, Military and Air Force law: | | | | | | | | | | |
| 153 Army | 8 | 25 | 9 | 1 | 38 | 33 | — | 1 | 7 | — |
| 154 Navy | — | — | — | — | — | — | — | — | — | — |
| 155 Air Force | — | — | — | — | — | — | — | — | — | — |

Non-Indictable Offences

TABLE XIII—PERSONS PROCEEDED AGAINST FOR NON-INDICTABLE OFFENCES
By Police Force Area and By Offence

| Offence | Number of persons | | | | | | | | | |
|---|-------------------|---------------|-----------------|-----------------|-----------------|---------------|---------------|---------------|---------------|---------------|
| | Northamptonshire | Northumbria | North Yorkshire | Nottinghamshire | South Yorkshire | Staffordshire | Suffolk | Surrey | Sussex | Thames Valley |
| 156 Park, common or other open space offence | — | 1 | — | — | — | — | — | 9 | — | 4 |
| Pawnbrokers Act: | | | | | | | | | | |
| 157 Offence by pawnbroker | — | 1 | — | — | — | — | — | — | — | — |
| 158 Unlawful pledging | — | — | — | — | — | — | — | — | — | — |
| 159 Other offence against Pawnbrokers Act | — | — | — | — | — | — | — | — | — | — |
| 160 Pedlars Acts | — | 8 | 6 | 4 | 2 | — | — | 1 | 1 | 8 |
| Certain local regulations: | | | | | | | | | | |
| 161 Allowing chimney to be on fire | 29 | 64 | 20 | 71 | 254 | 154 | 205 | 4 | — | 8 |
| 162 Disorderly behaviour | — | 2 | — | — | 9 | — | — | — | — | — |
| 163 Playing in street | 34 | 49 | 97 | 260 | 59 | 74 | 58 | 3 | 230 | 112 |
| 164 Other offence | — | — | — | — | — | — | — | — | — | — |
| 165 Prevention of Crime Act | 52 | 173 | 50 | 170 | 132 | 110 | 39 | 64 | 123 | 167 |
| Prostitution: | | | | | | | | | | |
| 166 Offence by prostitute | 57 | 41 | — | 146 | 118 | 44 | — | — | — | 12 |
| 167 Aiding, etc., offence by prostitute | — | — | — | — | — | — | — | — | — | — |
| 168 Public health offence | 16 | 9 | 49 | 68 | 253 | 71 | 37 | 25 | 77 | 24 |
| 169 Railway offence | 20 | 568 | 237 | 200 | 338 | 118 | 90 | 108 | 354 | 44 |
| Revenue law: | | | | | | | | | | |
| 170 Motor vehicle licence | 1,016 | 1,086 | 692 | 1,182 | 1,230 | 1,426 | 744 | 2,169 | 3,175 | 4,283 |
| 171 Dog licence | 59 | 131 | 70 | 142 | 132 | 112 | 38 | 28 | 66 | 92 |
| 172 Other offence against revenue law | 27 | 23 | 14 | 18 | 7 | 28 | 28 | 22 | 28 | 19 |
| 173 Stage carriage or public service vehicle offence | 22 | 55 | 29 | 55 | 85 | 28 | 9 | 6 | 10 | 16 |
| 179 Sunday trading, etc. | 2 | 1 | 16 | 1 | 55 | 6 | — | — | — | 4 |
| 180 Tram or trolley vehicle offence | — | — | — | — | — | — | — | — | — | — |
| 181 Unlawful possession | — | — | — | — | — | — | — | — | — | — |
| Vagrancy Acts: | | | | | | | | | | |
| 182 Begging | — | 4 | 8 | 4 | 3 | 4 | 2 | 2 | — | 14 |
| 183 Sleeping out | — | 3 | — | 3 | 2 | 2 | — | — | — | 9 |
| 185 Found in enclosed premises | 3 | 15 | 3 | 4 | 4 | 2 | 8 | 5 | 3 | 28 |
| 186 Frequenting | 1 | 36 | 17 | 7 | 20 | 11 | — | — | 4 | 24 |
| 187 Living on prostitute's earnings | 1 | 6 | — | 3 | 12 | 4 | 1 | — | — | 6 |
| 188 Other offence against Vagrancy Act | — | — | — | 1 | — | 1 | 1 | 2 | 3 | 7 |
| 189 Weights and Measures Act | 4 | 20 | 12 | 4 | 12 | 29 | 4 | 10 | 27 | 11 |
| 190 Wild Birds Protection Acts | — | 3 | 5 | 2 | 3 | — | — | — | — | 2 |
| 191 Wireless Telegraphy Acts | 110 | 733 | 539 | 384 | 1,159 | 428 | 100 | 239 | 717 | 209 |
| 192 Gross indecency with child | 6 | 7 | 4 | 12 | 19 | 12 | 4 | 5 | 15 | 14 |
| 193 Drug offence | 50 | 106 | 108 | 159 | 146 | 70 | 176 | 199 | 448 | 407 |
| 194 Immigration offence | 9 | 2 | — | 6 | — | — | — | 12 | 27 | 19 |
| 195 Other non-indictable offence (excluding motoring) | 199 | 762 | 1,019 | 1,048 | 1,305 | 893 | 595 | 364 | 757 | 1,046 |
| Total non-indictable (other than motoring) offences | 2,931 | 11,497 | 5,333 | 6,305 | 12,916 | 5,985 | 3,604 | 4,300 | 9,817 | 11,230 |
| Motoring offences: | | | | | | | | | | |
| Reckless or dangerous driving | 61 | 165 | 107 | 200 | 165 | 202 | 97 | 100 | 204 | 223 |
| Driving while unfit through drink or drugs | 512 | 1,983 | 792 | 685 | 1,221 | 891 | 594 | 918 | 1,383 | 1,522 |
| In charge of motor vehicle while unfit through drink or drugs | 20 | 47 | 47 | 45 | 60 | 37 | 20 | 36 | 89 | 73 |
| Driving while disqualified | 112 | 341 | 112 | 189 | 241 | 175 | 89 | 182 | 229 | 322 |
| Other motoring offence | 14,900 | 20,611 | 15,727 | 25,877 | 22,561 | 23,975 | 18,961 | 15,663 | 45,569 | 41,018 |
| Total motoring offences | 15,605 | 23,147 | 16,785 | 26,996 | 24,248 | 25,280 | 19,761 | 16,899 | 47,474 | 43,158 |
| Total non-indictable offences | 18,536 | 34,644 | 22,118 | 33,301 | 37,164 | 31,265 | 23,365 | 21,199 | 57,291 | 54,388 |

Non-Indictable Offences

TABLE XIII—PERSONS PROCEEDED AGAINST FOR NON-INDICTABLE OFFENCES

By Police Force Area and By Offence

| Offence | Number of persons | | | | | | | | | |
|---|-------------------|-------------|---------------|----------------|-----------|-------|-------------|-------|-------------|-------------|
| | Warwickshire | West Mercia | West Midlands | West Yorkshire | Wiltshire | Wales | Dyfed Powys | Gwent | North Wales | South Wales |
| 101 Adulteration of food, drug, etc. | 17 | 79 | 77 | 95 | 3 | 196 | 20 | 34 | 34 | 108 |
| 102 Aliens Restriction Acts | — | — | 1 | — | — | 5 | — | — | 5 | — |
| Assault: | | | | | | | | | | |
| 103 Aggravated | — | 1 | — | — | 1 | 1 | — | — | — | — |
| 104 On constable | 46 | 146 | 454 | 538 | 76 | 992 | 72 | 234 | 126 | 360 |
| 105 Common, etc. | 9 | 22 | 339 | 498 | — | 239 | 16 | 23 | 1 | 199 |
| 106 Betting or gaming offence | — | 4 | 37 | 93 | — | 29 | — | 4 | 4 | 21 |
| 107 Brothel keeping | 1 | — | 20 | 10 | — | — | — | — | — | 1 |
| 108 Cruelty to animal | 14 | 32 | 43 | 38 | 10 | 98 | 19 | 19 | 21 | 39 |
| 109 Cruelty to a child, etc. | — | 3 | 28 | 41 | 1 | 12 | 2 | — | 1 | 9 |
| 110 Diseases of Animals Act | — | 4 | 1 | 10 | — | 22 | 20 | — | 8 | 7 |
| 111 Dog, offence in relation to | 49 | 161 | 60 | 160 | 34 | 440 | 88 | 67 | 169 | 116 |
| 112 Education Acts | 36 | 34 | 220 | 206 | 5 | 339 | 14 | 92 | 6 | 227 |
| Explosive, Firearm, etc.: | | | | | | | | | | |
| 113 Explosives Act | — | 2 | 2 | 1 | — | 3 | — | — | — | 3 |
| 114 Petroleum Act | — | — | — | 2 | — | 5 | — | — | — | 5 |
| 115 Firearms Act | 76 | 292 | 183 | 382 | 57 | 742 | 102 | 78 | 215 | 347 |
| 116 Fishery law | 38 | 86 | 11 | 5 | 9 | 305 | 190 | 34 | 62 | 19 |
| 117 Friendly Societies Acts | — | — | 3 | 2 | — | — | — | — | — | — |
| Game law: | | | | | | | | | | |
| 118 Night poaching | — | 21 | 1 | — | 3 | 9 | 2 | 2 | — | 5 |
| 119 Day poaching | 23 | 45 | — | 22 | 5 | 66 | 9 | 18 | 6 | 33 |
| 120 Unlawful possession of game, etc. | 2 | 7 | — | 2 | 1 | 4 | 2 | — | 2 | — |
| 121 Other offence against game law | — | 20 | — | 13 | — | 12 | — | 2 | 2 | 8 |
| Highways Act: | | | | | | | | | | |
| 122 Obstruction other than by vehicle | 52 | 216 | 201 | 392 | 87 | 643 | 84 | 267 | 63 | 229 |
| 123 Nuisance other than by vehicle | 60 | 43 | 65 | 61 | 89 | 64 | 5 | 10 | 6 | 43 |
| 124 Horse-drawn vehicle | 1 | — | 1 | 1 | — | — | — | — | — | — |
| 125 Handcart or barrow | — | — | — | — | — | — | — | — | — | — |
| 126 Pedal cycle | 61 | 116 | 84 | 53 | 93 | 146 | 11 | 4 | 45 | 86 |
| 127 Other Highways Act offence | 6 | 6 | 8 | 15 | 2 | 68 | 9 | 1 | 7 | 51 |
| 128 Indecent exposure | 22 | 52 | 165 | 103 | 30 | 156 | 21 | 22 | 22 | 91 |
| Intoxicating liquor law: | | | | | | | | | | |
| 140 Drunkenness, simple | 99 | 208 | 2,348 | 2,116 | 202 | 1,575 | 279 | 174 | 187 | 935 |
| 141 Drunkenness, with aggravation | 220 | 452 | 4,101 | 2,866 | 158 | 3,258 | 372 | 694 | 350 | 1,842 |
| 142 Offence by licensed persons, etc. | 11 | 32 | 126 | 139 | 4 | 170 | 30 | 40 | 11 | 89 |
| 143 Other offence against intoxicating liquor law | — | — | — | — | — | — | — | — | — | — |
| 144 Juvenile, selling tobacco to | 52 | 194 | 184 | 640 | 5 | 1,177 | 120 | 448 | 121 | 488 |
| Labour law: | | | | | | | | | | |
| 145 Intimidation | — | — | — | 1 | — | — | — | — | — | — |
| 146 Shops Act | — | — | 2 | 15 | — | — | — | — | — | 1 |
| 147 Employment of Children Act | — | — | 19 | 3 | — | — | — | — | — | — |
| 148 Other offence against labour law | 1 | 15 | 68 | 57 | 4 | 61 | 11 | 4 | 9 | 37 |
| 149 Malicious damage | — | — | — | 4 | — | — | — | — | — | — |
| 150 Merchant Shipping Acts | — | — | — | — | — | 91 | — | 79 | 6 | 5 |
| 151 Social Security offence | 17 | 50 | 413 | 538 | 16 | 387 | 56 | 27 | 73 | 231 |
| 152 National Insurance Act | 82 | 196 | 904 | 342 | 59 | 970 | 153 | 121 | 223 | 475 |
| Naval, Military and Air Force law: | | | | | | | | | | |
| 153 Army | 1 | 6 | 27 | 62 | 5 | 23 | 7 | — | 10 | 6 |
| 154 Navy | — | 1 | 2 | 3 | — | — | — | — | — | — |
| 155 Air Force | — | — | — | — | — | — | — | — | — | — |

Non-Indictable Offences

TABLE XIII—PERSONS PROCEEDED AGAINST FOR NON-INDICTABLE OFFENCES

By Police Force Area and By Offence

| Offence | Number of persons | | | | | | | | | |
|---|-------------------|---------------|---------------|----------------|---------------|----------------|---------------|---------------|---------------|---------------|
| | Warwickshire | West Mercia | West Midlands | West Yorkshire | Wiltshire | Wales | Dyfed Powys | Gwent | North Wales | South Wales |
| 156 Park, common or other open space offence | 4 | 4 | — | 3 | 1 | — | — | — | — | — |
| 157 Offence by pawnbroker | — | — | — | 1 | — | — | — | — | — | — |
| 158 Unlawful pledging | — | — | — | — | — | — | — | — | — | — |
| 159 Other offence against Pawnbrokers Act | — | — | 5 | — | — | — | — | — | — | — |
| 160 Pedlars Act | 2 | 2 | 27 | 14 | 12 | 11 | — | 4 | 3 | 4 |
| Certain local regulations: | | | | | | | | | | |
| 161 Allowing chimney to be on fire | — | — | — | — | — | — | — | — | — | — |
| 162 Disorderly behaviour | 1 | 150 | 1,118 | 425 | — | 1,629 | 158 | 495 | 33 | 943 |
| 163 Playing in street | — | — | — | — | — | — | — | — | — | — |
| 164 Other offence | 20 | 11 | 76 | 642 | 2 | 653 | 155 | 2 | 76 | 420 |
| 165 Prevention of Crime Act | 38 | 91 | 491 | 307 | 43 | 377 | 28 | 61 | 54 | 234 |
| Prostitution: | | | | | | | | | | |
| 166 Offence by prostitute | — | — | 503 | 237 | 5 | 99 | — | 2 | — | 97 |
| 167 Aiding, etc., offence by prostitute | — | — | — | — | — | — | — | — | — | — |
| 168 Public health offence | 34 | 34 | 375 | 252 | 1 | 152 | 43 | 41 | 21 | 47 |
| 169 Railway offence | 26 | 61 | 696 | 540 | 23 | 882 | 23 | 117 | 45 | 697 |
| Revenue law: | | | | | | | | | | |
| 170 Motor vehicle licence | 418 | 1,605 | 4,403 | 2,610 | 1,133 | 6,076 | 632 | 1,959 | 1,211 | 2,274 |
| 171 Dog licence | 28 | 109 | 153 | 250 | 55 | 423 | 32 | 83 | 128 | 182 |
| 172 Other offence against revenue law | 9 | 20 | 171 | 43 | 3 | 80 | 10 | 6 | 15 | 49 |
| 173 Stage carriage or public service vehicle offence | 5 | 16 | 88 | 91 | 3 | 142 | 6 | 20 | 16 | 100 |
| 179 Sunday trading, etc. | 22 | — | 59 | 12 | — | 3 | — | 1 | — | 2 |
| 180 Tram or trolley vehicle offence | — | — | — | — | — | — | — | — | — | — |
| 181 Unlawful possession | 1 | — | — | — | — | — | — | — | — | — |
| Vagrancy Acts: | | | | | | | | | | |
| 182 Begging | — | — | 9 | 8 | 3 | 3 | — | — | — | 2 |
| 183 Sleeping out | — | 2 | 10 | 15 | 6 | 2 | — | — | — | — |
| 185 Found in enclosed premises | 5 | 19 | 56 | 38 | 5 | 66 | 1 | 6 | 10 | 50 |
| 186 Frequenting | 4 | — | 145 | 130 | 2 | 99 | 1 | 3 | 3 | 92 |
| 187 Living on prostitute's earnings | 1 | — | 88 | 91 | 1 | 51 | — | 4 | — | 47 |
| 188 Other offence against Vagrancy Act | — | — | — | — | — | — | — | — | — | — |
| 189 Weights and Measures Act | 4 | 11 | 15 | 130 | — | 35 | 8 | 10 | 3 | 14 |
| 190 Wild Birds Protection Acts | — | — | 12 | 5 | — | 6 | 1 | 1 | 2 | 2 |
| 191 Wireless Telegraphy Acts | 74 | 313 | 1,212 | 2,926 | 378 | 2,759 | 206 | 415 | 179 | 1,959 |
| 192 Gross indecency with child | 7 | 6 | 30 | 63 | 9 | 44 | 4 | 7 | 16 | 17 |
| 193 Drug offence | 72 | 94 | 337 | 397 | 52 | 715 | 125 | 65 | 181 | 344 |
| 194 Immigration offence | 1 | 2 | 44 | 13 | — | 45 | — | — | 1 | 44 |
| 195 Other non-indictable offence (excluding motoring) | 211 | 771 | 2,046 | 2,095 | 215 | 1,821 | 152 | 559 | 432 | 678 |
| Total non-indictable (other than motoring) offences | 1,984 | 5,900 | 22,368 | 20,393 | 2,933 | 28,491 | 3,287 | 6,362 | 4,226 | 14,616 |
| Motoring offences: | | | | | | | | | | |
| Reckless or dangerous driving | 110 | 240 | 286 | 366 | 137 | 621 | 78 | 86 | 107 | 350 |
| Driving while unfit through drink or drugs | 522 | 958 | 2,468 | 2,426 | 463 | 3,931 | 704 | 622 | 584 | 2,021 |
| In charge of motor vehicle while unfit through drink or drugs | 25 | 59 | 84 | 68 | 28 | 173 | 26 | 51 | 35 | 61 |
| Driving while disqualified | 74 | 193 | 685 | 549 | 115 | 759 | 95 | 148 | 111 | 405 |
| Other motoring offence | 10,679 | 22,529 | 59,149 | 35,605 | 12,546 | 74,639 | 10,370 | 19,332 | 11,647 | 33,290 |
| Total motoring offences | 11,410 | 23,979 | 62,672 | 39,014 | 13,289 | 80,123 | 11,273 | 20,239 | 12,484 | 36,127 |
| Total non-indictable offences | 13,394 | 29,879 | 85,040 | 59,407 | 16,222 | 108,614 | 14,560 | 26,601 | 16,710 | 50,743 |

CONTINUED

3 OF 4

TABLE XIV—PERSONS FOR TRIAL AT THE CROWN COURT
By Crown Court Centre and Result—1975

TABLE XIV—PERSONS FOR TRIAL AT THE CROWN COURT
By Crown Court Centre and Result

| Crown Court Centre | Number of persons | | | | | | | | | | | |
|---|-------------------|------------------------|----------------------------------|-----------------------|-----------------|------------|------------------------|------------------|--------------------|--------------------------|--------------|-----------------------|
| | Persons for trial | Not tried or acquitted | Not guilty by reason of insanity | Found Guilty | | | | | | | | Otherwise disposed of |
| | | | | Total | Sentence | | | | | | | |
| | | | | Conditional discharge | Probation order | Fine | Detention centre order | Borsial training | Suspended sentence | Imprisonment (immediate) | | |
| Midland and Oxford Circuit Total | 10,799 | 1,294 | 1 | 9,504 | 373 | 834 | 1,578 | 494 | 794 | 1,905 | 3,010 | 516 |
| First-tier Centres | | | | | | | | | | | | |
| Birmingham | 1,728 | 175 | — | 1,553 | 68 | 143 | 185 | 77 | 151 | 303 | 568 | 58 |
| Lincoln | 447 | 55 | — | 392 | 22 | 39 | 65 | 12 | 40 | 61 | 120 | 33 |
| Nottingham | 1,471 | 160 | — | 1,311 | 34 | 106 | 230 | 77 | 111 | 220 | 410 | 123 |
| Stafford | 736 | 108 | 1 | 627 | 17 | 45 | 75 | 33 | 60 | 131 | 236 | 30 |
| Warwick | 502 | 66 | — | 436 | 21 | 38 | 95 | 23 | 20 | 83 | 137 | 19 |
| Sub-total | 4,884 | 564 | 1 | 4,319 | 162 | 371 | 650 | 222 | 382 | 798 | 1,471 | 263 |
| Second-tier Centres | | | | | | | | | | | | |
| Leicester | 985 | 79 | — | 906 | 43 | 86 | 150 | 40 | 91 | 178 | 281 | 37 |
| Northampton | 601 | 68 | — | 533 | 19 | 38 | 94 | 40 | 39 | 133 | 140 | 30 |
| Oxford | 553 | 96 | — | 457 | 8 | 38 | 87 | 19 | 22 | 81 | 175 | 27 |
| Shrewsbury | 360 | 59 | — | 301 | 18 | 15 | 52 | 10 | 29 | 61 | 99 | 17 |
| Worcester | 350 | 49 | — | 301 | 2 | 30 | 56 | 12 | 16 | 67 | 99 | 19 |
| Sub-total | 2,849 | 351 | — | 2,498 | 90 | 207 | 439 | 121 | 197 | 520 | 794 | 130 |
| Third-tier Centres | | | | | | | | | | | | |
| Coventry | 429 | 37 | — | 392 | 24 | 42 | 70 | 11 | 37 | 91 | 107 | 10 |
| Derby | 671 | 66 | — | 605 | 20 | 54 | 117 | 54 | 51 | 117 | 153 | 39 |
| Dudley | 449 | 30 | — | 419 | 18 | 46 | 62 | 18 | 33 | 109 | 113 | 20 |
| Grimsby | 317 | 40 | — | 277 | 10 | 19 | 41 | 17 | 16 | 77 | 88 | 9 |
| Hereford | 141 | 21 | — | 120 | 2 | 9 | 24 | 2 | 11 | 19 | 51 | 4 |
| Huntingdon | 211 | 48 | — | 163 | 14 | 15 | 38 | 2 | 17 | 19 | 51 | 7 |
| Stoke-on-Trent | 608 | 104 | — | 504 | 22 | 50 | 96 | 37 | 32 | 111 | 129 | 27 |
| Walsall | 34 | 4 | — | 30 | 3 | 4 | 7 | — | 3 | 6 | 6 | 1 |
| Warley | 44 | 5 | — | 39 | 3 | 4 | 1 | — | 3 | 8 | 17 | 2 |
| West Bromwich | 48 | 7 | — | 41 | 2 | 5 | 12 | 2 | 2 | 11 | 6 | 1 |
| Wolverhampton | 114 | 17 | — | 97 | 3 | 8 | 21 | 7 | 10 | 19 | 26 | 3 |
| Sub-total | 3,066 | 379 | — | 2,687 | 121 | 256 | 489 | 151 | 215 | 587 | 745 | 123 |
| North Eastern Circuit Total | 10,735 | 1,143 | 2 | 9,590 | 492 | 912 | 1,829 | 493 | 861 | 1,687 | 2,891 | 425 |
| First-tier Centres | | | | | | | | | | | | |
| Leeds | 1,899 | 199 | 2 | 1,698 | 106 | 158 | 230 | 95 | 158 | 281 | 571 | 99 |
| Newcastle-upon-Tyne | 1,665 | 197 | — | 1,468 | 65 | 158 | 278 | 59 | 142 | 288 | 418 | 60 |
| Sheffield | 1,362 | 125 | — | 1,237 | 54 | 140 | 287 | 57 | 85 | 209 | 346 | 59 |
| Teesside | 995 | 155 | — | 840 | 23 | 72 | 180 | 31 | 79 | 152 | 281 | 22 |
| Sub-total | 5,921 | 676 | 2 | 5,243 | 248 | 528 | 975 | 242 | 464 | 930 | 1,616 | 240 |
| Second-tier Centres | | | | | | | | | | | | |
| York | 418 | 35 | — | 383 | 21 | 36 | 66 | 14 | 24 | 71 | 130 | 21 |
| Sub-total | 418 | 35 | — | 383 | 21 | 36 | 66 | 14 | 24 | 71 | 130 | 21 |
| Third-tier Centres | | | | | | | | | | | | |
| Beverley | 622 | 69 | — | 553 | 23 | 58 | 114 | 44 | 57 | 84 | 150 | 23 |
| Bradford | 878 | 59 | — | 819 | 26 | 66 | 114 | 47 | 83 | 158 | 297 | 28 |
| Doncaster | 636 | 81 | — | 555 | 24 | 44 | 135 | 34 | 51 | 100 | 141 | 26 |
| Durham | 1,083 | 143 | — | 940 | 108 | 94 | 182 | 60 | 79 | 140 | 229 | 48 |
| Huddersfield | 361 | 19 | — | 342 | 12 | 14 | 99 | 17 | 38 | 62 | 95 | 5 |
| Kingston-upon-Hull | 137 | 11 | — | 126 | 1 | 10 | 27 | 8 | 8 | 27 | 34 | 11 |
| Wakefield | 679 | 50 | — | 629 | 19 | 62 | 117 | 27 | 57 | 115 | 199 | 23 |
| Sub-total | 4,396 | 432 | — | 3,964 | 223 | 348 | 788 | 237 | 373 | 686 | 1,145 | 164 |

| Crown Court Centre | Number of persons | | | | | | | | | | | |
|---------------------------------------|-------------------|------------------------|----------------------------------|-----------------------|-----------------|--------------|------------------------|------------------|--------------------|--------------------------|--------------|-----------------------|
| | Persons for trial | Not tried or acquitted | Not guilty by reason of insanity | Found Guilty | | | | | | | | Otherwise disposed of |
| | | | | Total | Sentence | | | | | | | |
| | | | | Conditional discharge | Probation order | Fine | Detention centre order | Borsial training | Suspended sentence | Imprisonment (immediate) | | |
| Northern Circuit Total | 7,680 | 1,588 | — | 6,092 | 391 | 494 | 895 | 251 | 637 | 1,065 | 2,127 | 232 |
| First-tier Centres | | | | | | | | | | | | |
| Carlisle | 250 | 60 | — | 190 | 11 | 11 | 33 | 7 | 19 | 38 | 66 | 5 |
| Liverpool | 2,724 | 712 | — | 2,012 | 144 | 161 | 277 | 98 | 188 | 328 | 707 | 109 |
| Manchester Courts of Justice | 1,712 | 247 | — | 1,465 | 78 | 94 | 167 | 62 | 157 | 271 | 599 | 37 |
| Preston | 1,205 | 242 | — | 963 | 44 | 104 | 156 | 34 | 115 | 162 | 317 | 31 |
| Sub-total | 5,891 | 1,261 | — | 4,630 | 277 | 370 | 633 | 201 | 479 | 799 | 1,689 | 182 |
| Third-tier Centres | | | | | | | | | | | | |
| Barrow-in-Furness | 50 | 9 | — | 41 | 3 | 1 | 14 | — | 5 | 9 | 8 | 1 |
| Birkenhead | 50 | 12 | — | 38 | 1 | 2 | 8 | 2 | 4 | 4 | 12 | 5 |
| Burnley | 360 | 81 | — | 279 | 27 | 33 | 80 | 13 | 23 | 36 | 60 | 7 |
| Kendal | 20 | 6 | — | 14 | — | 3 | 4 | — | — | 5 | 1 | 1 |
| Lancaster | 73 | 12 | — | 61 | 4 | 3 | 9 | 3 | 7 | 6 | 28 | 1 |
| Manchester Minshull Street | 1,236 | 207 | — | 1,029 | 79 | 82 | 147 | 32 | 119 | 206 | 329 | 35 |
| Sub-total | 1,789 | 327 | — | 1,462 | 114 | 124 | 262 | 50 | 158 | 266 | 438 | 50 |
| Southern Eastern Circuit Total | 23,612 | 4,858 | 3 | 18,751 | 980 | 1,246 | 3,861 | 457 | 1,322 | 3,685 | 6,426 | 774 |
| First-tier Centres | | | | | | | | | | | | |
| Norwich | 642 | 88 | — | 554 | 23 | 61 | 94 | 9 | 52 | 85 | 221 | 9 |
| Sub-total | 642 | 88 | — | 554 | 23 | 61 | 94 | 9 | 52 | 85 | 221 | 9 |
| Second-tier Centres | | | | | | | | | | | | |
| Chelmsford | 1,247 | 200 | — | 1,047 | 46 | 50 | 217 | 46 | 121 | 144 | 400 | 23 |
| Ipswich | 370 | 42 | — | 328 | 15 | 20 | 55 | 8 | 26 | 59 | 131 | 14 |
| Lewes | 632 | 95 | — | 537 | 60 | 51 | 64 | 10 | 18 | 125 | 181 | 28 |
| Maidstone | 688 | 79 | — | 609 | 20 | 46 | 110 | 12 | 52 | 109 | 216 | 44 |
| Old Bailey | 3,556 | 706 | 1 | 2,849 | 132 | 173 | 292 | 60 | 220 | 606 | 1,221 | 145 |
| Reading | 888 | 127 | — | 761 | 29 | 69 | 101 | 36 | 50 | 156 | 294 | 26 |
| St. Albans | 913 | 149 | 1 | 763 | 31 | 21 | 122 | 37 | 80 | 125 | 317 | 30 |
| Sub-total | 8,294 | 1,398 | 2 | 6,894 | 333 | 430 | 961 | 209 | 567 | 1,324 | 2,760 | 310 |
| Third-tier Centres | | | | | | | | | | | | |
| Aylesbury | 330 | 45 | — | 285 | 9 | 28 | 61 | 9 | 18 | 51 | 98 | 11 |
| Bedford | 526 | 73 | — | 453 | 25 | 40 | 77 | 19 | 23 | 108 | 149 | 12 |
| Brighton | 333 | 42 | — | 291 | 22 | 28 | 39 | 5 | 19 | 70 | 87 | 21 |
| Bury St. Edmunds | 117 | 24 | — | 93 | 1 | 11 | 33 | 1 | 7 | 15 | 24 | 1 |
| Cambridge | 273 | 31 | — | 242 | 18 | 9 | 53 | 15 | 24 | 24 | 85 | 14 |
| Canterbury | 590 | 97 | — | 493 | 19 | 35 | 114 | 13 | 40 | 86 | 142 | 44 |
| Chichester | 236 | 39 | — | 197 | 8 | 7 | 38 | 1 | 5 | 56 | 73 | 9 |
| Croydon | 877 | 237 | — | 640 | 37 | 36 | 208 | 11 | 38 | 118 | 178 | 14 |
| Guildford | 75 | 21 | — | 54 | 1 | 4 | 28 | 1 | 1 | 9 | 8 | 2 |
| King's Lynn | 66 | 6 | — | 60 | — | 5 | 10 | 2 | 4 | 13 | 23 | 3 |
| Kingston | 1,078 | 210 | — | 868 | 49 | 60 | 226 | 20 | 40 | 204 | 244 | 25 |
| Knightsbridge | 2,234 | 583 | — | 1,651 | 75 | 106 | 387 | 25 | 83 | 296 | 623 | 56 |
| Middlesex Guildhall | 2,073 | 482 | — | 1,591 | 69 | 97 | 454 | 23 | 88 | 304 | 506 | 50 |
| Newington Causeway | 3,857 | 1,000 | 1 | 2,856 | 200 | 196 | 676 | 44 | 177 | 637 | 766 | 160 |
| Snarebrook | 1,668 | 422 | — | 1,246 | 69 | 81 | 337 | 37 | 113 | 224 | 357 | 28 |
| Southend | 241 | 32 | — | 209 | 12 | 10 | 49 | 11 | 20 | 46 | 59 | 2 |
| Surbiton | 102 | 28 | — | 74 | 10 | 2 | 15 | 2 | 3 | 15 | 23 | 3 |
| Sub-total | 14,676 | 3,372 | 1 | 11,303 | 624 | 755 | 2,806 | 239 | 703 | 2,276 | 3,445 | 455 |

Crown Court Centres

TABLE XIV—PERSONS FOR TRIAL AT THE CROWN COURT

By Crown Court Centre and Result

Number of persons

| Crown Court Centre | Persons for trial | Not tried or acquitted | Not guilty by reason of insanity | Found Guilty | | | | | | | | Otherwise disposed of |
|--|-------------------|------------------------|----------------------------------|---------------|-----------------------|-----------------|--------------|------------------------|------------------|--------------------|--------------------------|-----------------------|
| | | | | Total | Sentence | | | | | | | |
| | | | | | Conditional discharge | Probation order | Fine | Detention centre order | Borstal training | Suspended sentence | Imprisonment (immediate) | |
| Wales and Chester Circuit Total | 4,050 | 734 | — | 3,316 | 130 | 255 | 613 | 108 | 295 | 622 | 1,125 | 168 |
| First-tier Centres | | | | | | | | | | | | |
| Caernarvon | 96 | 11 | — | 85 | 3 | 7 | 26 | 2 | 6 | 6 | 34 | 1 |
| Cardiff | 1,247 | 211 | — | 1,036 | 37 | 82 | 176 | 33 | 103 | 178 | 384 | 43 |
| Chester | 582 | 76 | — | 506 | 16 | 38 | 63 | 31 | 55 | 60 | 204 | 39 |
| Mold | 347 | 63 | — | 284 | 12 | 27 | 40 | 8 | 19 | 70 | 98 | 10 |
| Swansea | 606 | 129 | — | 477 | 22 | 29 | 105 | 8 | 26 | 106 | 148 | 33 |
| Sub-total | 2,878 | 490 | — | 2,388 | 90 | 183 | 410 | 82 | 209 | 420 | 868 | 126 |
| Second-tier Centres | | | | | | | | | | | | |
| Carmarthen | 171 | 34 | — | 137 | 12 | 12 | 30 | 3 | 9 | 22 | 35 | 14 |
| Newport | 504 | 122 | — | 382 | 15 | 23 | 99 | 9 | 31 | 98 | 102 | 5 |
| Welshpool | 40 | 1 | — | 39 | 1 | 5 | 9 | 2 | 2 | 3 | 15 | 2 |
| Sub-total | 715 | 157 | — | 558 | 28 | 40 | 138 | 14 | 42 | 123 | 152 | 21 |
| Third-tier Centres | | | | | | | | | | | | |
| Dolgellau | 8 | 4 | — | 4 | — | — | 2 | — | — | 1 | 1 | — |
| Haverfordwest | 84 | 18 | — | 66 | 7 | 4 | 12 | — | 8 | 15 | 13 | 7 |
| Knutsford | 166 | 23 | — | 143 | 2 | 10 | 22 | 4 | 21 | 30 | 51 | 3 |
| Morthyr Tydfil | 199 | 42 | — | 157 | 3 | 18 | 29 | 8 | 15 | 33 | 40 | 11 |
| Sub-total | 457 | 87 | — | 370 | 12 | 32 | 65 | 12 | 44 | 79 | 105 | 21 |
| Western Circuit Total | 6,253 | 917 | 2 | 5,334 | 232 | 586 | 1,054 | 146 | 382 | 1,045 | 1,707 | 182 |
| First-tier Centres | | | | | | | | | | | | |
| Bodmin | 301 | 46 | — | 255 | 12 | 29 | 79 | 5 | 13 | 38 | 75 | 4 |
| Bristol | 1,164 | 160 | 2 | 1,002 | 24 | 102 | 181 | 31 | 62 | 217 | 357 | 28 |
| Exeter | 521 | 66 | — | 455 | 15 | 50 | 79 | 12 | 27 | 84 | 173 | 15 |
| Winchester | 808 | 99 | — | 709 | 34 | 68 | 135 | 18 | 64 | 127 | 243 | 20 |
| Sub-total | 2,794 | 371 | 2 | 2,421 | 85 | 249 | 474 | 66 | 166 | 466 | 848 | 67 |
| Second-tier Centres | | | | | | | | | | | | |
| Dorchester | 117 | 10 | — | 107 | 2 | 13 | 15 | 4 | 6 | 27 | 34 | 6 |
| Gloucester | 416 | 68 | — | 348 | 18 | 32 | 65 | 18 | 33 | 85 | 90 | 7 |
| Plymouth | 454 | 66 | — | 388 | 17 | 31 | 66 | 8 | 30 | 67 | 142 | 27 |
| Sub-total | 987 | 144 | — | 843 | 37 | 76 | 146 | 30 | 66 | 179 | 266 | 40 |
| Third-tier Centres | | | | | | | | | | | | |
| Barnstaple | 134 | 20 | — | 114 | 3 | 19 | 32 | 3 | 12 | 20 | 23 | 2 |
| Bournemouth | 500 | 94 | — | 406 | 10 | 39 | 83 | 3 | 34 | 83 | 133 | 21 |
| Devizes | 47 | 2 | — | 45 | 4 | 4 | 17 | — | 6 | 6 | 4 | 4 |
| Newport (Isle of Wight) | 51 | 5 | — | 46 | 3 | 8 | 8 | — | 1 | 13 | 12 | 1 |
| Portsmouth | 676 | 120 | — | 556 | 54 | 104 | 103 | 8 | 31 | 95 | 141 | 20 |
| Salisbury | 46 | 4 | — | 42 | 3 | 7 | 12 | 2 | 1 | 7 | 10 | — |
| Southampton | 557 | 109 | — | 448 | 13 | 41 | 86 | 16 | 31 | 102 | 148 | 11 |
| Swindon | 317 | 36 | — | 281 | 14 | 27 | 65 | 9 | 20 | 48 | 84 | 14 |
| Taunton | 144 | 12 | — | 132 | 6 | 12 | 28 | 9 | 11 | 26 | 38 | 2 |
| Sub-total | 2,472 | 402 | — | 2,070 | 110 | 261 | 434 | 50 | 147 | 400 | 593 | 75 |
| Total England and Wales | 63,129 | 10,534 | 8 | 52,587 | 2,598 | 4,327 | 9,830 | 1,949 | 4,291 | 10,009 | 17,286 | 2,297 |

Cautions

TABLE XV—PERSONS CAUTIONED BY THE POLICE
By Offence, Sex and Age—England and Wales 1975

| Offence | Number of persons | | | | | | | | | |
|--|-------------------|----------|-----------------|-----------------|-------------|---------|----------|-----------------|-----------------|-------------|
| | Males | | | | | Females | | | | |
| | Total | Under 14 | 14 and under 17 | 17 and under 21 | 21 and over | Total | Under 14 | 14 and under 17 | 17 and under 21 | 21 and over |
| INDICTABLE OFFENCES | | | | | | | | | | |
| VIOLENCE AGAINST THE PERSON | | | | | | | | | | |
| 1 Murder | — | — | — | — | — | — | — | — | — | — |
| 4 Manslaughter } Homicide | — | — | — | — | — | — | — | — | — | — |
| 4a Infanticide | — | — | — | — | — | — | — | — | — | — |
| 2 Attempted murder | — | — | — | — | — | — | — | — | — | — |
| 3 Threat or conspiracy to murder | 6 | 1 | — | 1 | 4 | 4 | — | — | — | 4 |
| 4b Child destruction | — | — | — | — | — | — | — | — | — | — |
| 4c Causing death by dangerous driving | — | — | — | — | — | — | — | — | — | — |
| 5 Wounding or other act endangering life | 23 | 6 | 12 | — | 5 | 7 | 1 | 1 | — | 5 |
| 6 Endangering railway passenger | 6 | 6 | — | — | — | — | — | — | — | — |
| 7 Endangering life at sea | — | — | — | — | — | — | — | — | — | — |
| 8 Other wounding, etc. | 2,754 | 667 | 962 | 218 | 907 | 751 | 184 | 310 | 53 | 204 |
| 9 Assault | 61 | 12 | 17 | 6 | 26 | 20 | 5 | 12 | — | 3 |
| 12 Abandoning child aged under two years | 1 | — | — | — | 1 | 2 | — | — | 1 | 1 |
| 13 Child stealing | 2 | — | — | — | 2 | — | — | — | 1 | 2 |
| 14 Procuring illegal abortion | — | — | — | — | 2 | — | — | — | — | — |
| 15 Concealment of birth | 4 | — | 1 | 1 | 2 | — | — | — | 1 | 2 |
| Sub-total | 2,857 | 692 | 992 | 226 | 947 | 790 | 190 | 323 | 56 | 221 |
| SEXUAL OFFENCES | | | | | | | | | | |
| 16 Buggery | 48 | 1 | 11 | 17 | 19 | 1 | — | — | — | 1 |
| 17 Attempt to commit buggery, etc. | 85 | 16 | 17 | 6 | 46 | 9 | 1 | 7 | — | 1 |
| 18 Indecency between males | 68 | 5 | 13 | 16 | 34 | — | — | — | — | — |
| 19 Rape | 19 | 1 | 7 | 4 | 7 | — | — | 1 | — | — |
| 20 Indecent assault on female | 1,111 | 266 | 461 | 155 | 229 | 13 | 7 | 2 | 2 | 2 |
| 21 Unlawful sexual intercourse with girl under 13 | 56 | 3 | 35 | 17 | 1 | — | — | — | — | — |
| 22 Unlawful sexual intercourse with girl under 16 | 2,038 | 15 | 674 | 1,045 | 304 | 3 | — | 1 | 2 | — |
| 23 Incest | 11 | — | 4 | 2 | 5 | 4 | — | 1 | 1 | 2 |
| 24 Procurement | 5 | — | — | — | 7 | — | — | — | — | 6 |
| 25 Abduction | 4 | — | — | 1 | 3 | 2 | — | — | 2 | — |
| 26 Bigamy | 34 | — | — | 2 | 32 | 19 | — | — | 1 | 18 |
| Sub-total | 3,479 | 307 | 1,222 | 1,266 | 684 | 59 | 8 | 12 | 9 | 30 |
| BURGLARY | | | | | | | | | | |
| 28 Burglary in a dwelling | 2,859 | 1,671 | 1,062 | 57 | 69 | 489 | 225 | 219 | 20 | 25 |
| 29 Aggravated burglary in a dwelling | 18 | 9 | 9 | — | — | — | — | — | — | — |
| 30 Burglary in a building other than a dwelling | 9,855 | 5,950 | 3,701 | 122 | 82 | 607 | 373 | 210 | 10 | 14 |
| 31 Aggravated burglary in a building other than a dwelling | 4 | — | 4 | — | — | — | — | — | — | — |
| 33 Going equipped for stealing, etc. | 272 | 75 | 186 | 9 | 2 | 5 | 1 | 4 | — | — |
| Sub-total | 13,008 | 7,705 | 4,962 | 188 | 153 | 1,101 | 599 | 433 | 30 | 39 |
| ROBBERY | | | | | | | | | | |
| 34 Robbery | 131 | 72 | 52 | 4 | 3 | 29 | 13 | 16 | — | — |
| Sub-total | 131 | 72 | 52 | 4 | 3 | 29 | 13 | 16 | — | — |

Cautions

TABLE XV—PERSONS CAUTIONED BY THE POLICE
By Offence, Sex and Age

| Offence | Number of persons | | | | | | | | | |
|---|-------------------|---------------|-----------------|-----------------|--------------|---------------|---------------|-----------------|-----------------|--------------|
| | Males | | | | | Females | | | | |
| | Total | Under 14 | 14 and under 17 | 17 and under 21 | 21 and over | Total | Under 14 | 14 and under 17 | 17 and under 21 | 21 and over |
| THEFT AND HANDLING STOLEN GOODS | | | | | | | | | | |
| 39 Theft from the person of another | 307 | 171 | 112 | 11 | 13 | 90 | 49 | 35 | — | 6 |
| 40 Theft in a dwelling other than from automatic machine or meter | 1,214 | 552 | 511 | 68 | 83 | 719 | 293 | 288 | 45 | 93 |
| 41 Theft by an employee | 574 | 46 | 252 | 81 | 195 | 338 | 7 | 170 | 72 | 89 |
| 42 Theft or unauthorised taking from mail | 56 | 38 | 17 | — | 1 | 6 | 1 | 3 | 2 | — |
| 44 Theft of pedal cycle | 2,056 | 1,189 | 811 | 37 | 19 | 139 | 96 | 39 | 1 | 3 |
| 45 Theft from vehicle | 2,403 | 1,145 | 1,063 | 109 | 86 | 115 | 57 | 43 | 7 | 8 |
| 46 Shoplifting | 19,874 | 11,675 | 6,489 | 204 | 1,506 | 16,803 | 8,226 | 5,465 | 213 | 2,899 |
| 47 Theft from automatic machine or meter | 768 | 298 | 314 | 25 | 131 | 266 | 42 | 29 | 32 | 163 |
| 48 Theft or unauthorised taking of motor vehicle | 3,374 | 823 | 2,295 | 172 | 84 | 216 | 35 | 156 | 14 | 11 |
| 49 Other theft or unauthorised taking | 14,512 | 6,636 | 6,357 | 595 | 924 | 3,092 | 1,334 | 1,373 | 126 | 259 |
| 54 Handling stolen goods | 4,056 | 1,892 | 1,936 | 103 | 125 | 985 | 371 | 520 | 35 | 59 |
| Sub-total | 49,194 | 24,465 | 20,157 | 1,405 | 3,167 | 22,769 | 10,511 | 8,121 | 547 | 3,590 |
| FRAUD AND FORGERY | | | | | | | | | | |
| 51 Fraud by company director, etc. | — | — | — | — | — | 1 | — | 1 | — | — |
| 52 False accounting | 16 | — | 5 | 3 | 8 | 9 | 2 | 1 | 1 | 6 |
| 53 Other fraud | 791 | 183 | 316 | 84 | 208 | 349 | 87 | 126 | 37 | 99 |
| 60 Forgery and uttering prescription | 10 | 2 | 1 | — | 7 | 17 | 1 | 2 | 2 | 14 |
| 61 Other forgery and uttering | 72 | 17 | 16 | 9 | 30 | 75 | 9 | 17 | 12 | 37 |
| Sub-total | 889 | 202 | 338 | 96 | 253 | 451 | 96 | 147 | 52 | 156 |
| CRIMINAL DAMAGE | | | | | | | | | | |
| 56 Arson | 659 | 508 | 138 | 3 | 10 | 83 | 44 | 29 | 3 | 7 |
| 57 Criminal damage endangering life | 6 | 4 | 2 | — | — | — | — | — | — | — |
| 58 Other criminal damage | 5,781 | 2,985 | 2,315 | 243 | 238 | 537 | 237 | 209 | 26 | 65 |
| 59 Threat or possession with intent to commit criminal damage | 43 | 22 | 12 | 3 | 6 | 12 | 5 | 2 | 3 | 2 |
| Sub-total | 6,489 | 3,519 | 2,467 | 249 | 254 | 632 | 286 | 240 | 32 | 74 |
| OTHER INDICTABLE OFFENCES | | | | | | | | | | |
| 35 Blackmail | 52 | 31 | 16 | 1 | 4 | 11 | 3 | 5 | — | 3 |
| 62 High treason | — | — | — | — | — | — | — | — | — | — |
| 63 Treason felony | — | — | — | — | — | — | — | — | — | — |
| 64 Riot | — | — | — | — | — | — | — | — | — | — |
| 65 Unlawful assembly | — | — | — | — | — | — | — | — | — | — |
| 66 Other offences against the State or public order | 5 | — | — | 4 | 1 | — | — | — | — | — |
| 67 Perjury | 29 | — | — | 4 | 25 | 19 | — | 2 | 2 | 15 |
| 68 Libel | — | — | — | — | — | — | — | — | — | — |
| 76 Aiding suicide | — | — | — | — | — | — | — | — | — | — |
| 77 Drug offence | 3 | — | — | 2 | 1 | — | — | — | — | — |
| 99 Other indictable offence | 141 | 35 | 31 | 10 | 65 | 87 | 18 | 19 | 5 | 45 |
| Sub-total | 230 | 66 | 47 | 21 | 96 | 117 | 21 | 26 | 7 | 63 |
| TOTAL INDICTABLE OFFENCES | 76,277 | 37,028 | 30,237 | 3,455 | 5,557 | 25,948 | 11,724 | 9,318 | 733 | 4,173 |

Cautions

TABLE XV—PERSONS CAUTIONED BY THE POLICE
By Offence, Sex and Age

| Offence | Number of persons | | | | | | | | | |
|---|-------------------|----------|-----------------|-----------------|-------------|-------|----------|-----------------|-----------------|-------------|
| | Total | Males | | | | Total | Females | | | |
| | | Under 14 | 14 and under 17 | 17 and under 21 | 21 and over | | Under 14 | 14 and under 17 | 17 and under 21 | 21 and over |
| NON-INDICTABLE OFFENCES | | | | | | | | | | |
| 101 Adulteration of food, drug, etc. | | | | | | | | | | |
| 102 Aliens Restriction Act | 126 | | 1 | 17 | 108 | 103 | | 1 | | 26 |
| Assault: | | | | | | | | | | 76 |
| 103 Aggravated | 1 | | | 1 | 1 | 1 | | 1 | | |
| 104 On constable | 58 | | 18 | 6 | 34 | 14 | 1 | 7 | 1 | 5 |
| 105 Common, etc. | 23 | 5 | 11 | 3 | 4 | 8 | | | | |
| 106 Betting or gaming offence | 143 | 4 | 27 | 20 | 92 | 19 | | 2 | | 17 |
| 107 Brothel keeping | | | | | | 2 | | | | 2 |
| 108 Cruelty to animal | 52 | 8 | 17 | 3 | 24 | 5 | 1 | | 1 | 3 |
| 109 Cruelty to a child, etc. | 6 | | | | 6 | 16 | | | | 15 |
| 110 Diseases of Animals Act | 54 | | 1 | 1 | 52 | 13 | | | 1 | 12 |
| 111 Dog, offence in relation to | 1,883 | 9 | 22 | 63 | 1,789 | 1,203 | 4 | 20 | 50 | 1,129 |
| 112 Education Act | 3 | | | | 3 | 2 | | | | 2 |
| Explosive, Firearm, etc: | | | | | | | | | | |
| 113 Explosives Act | 36 | 8 | 10 | 1 | 17 | 8 | | 1 | | 6 |
| 114 Petroleum Act | 7 | 1 | 1 | | 5 | | | 1 | | |
| 115 Firearms Act | 8,066 | 702 | 1,415 | 355 | 5,594 | 194 | 7 | 7 | 3 | 177 |
| 116 Fishery law | | 9 | 52 | 18 | 28 | 2 | | 1 | | 1 |
| 117 Friendly Societies Act | 107 | | | | | | | | | |
| Game law: | | | | | | | | | | |
| 118 Night poaching | 7 | | 2 | | 5 | | | | | |
| 119 Day poaching | 147 | 17 | 88 | 17 | 25 | | | | | |
| 120 Unlawful possession of game, etc. | 18 | | 6 | | 12 | | | | | |
| 121 Other offence against game law | 27 | 2 | 7 | 4 | 14 | | | | | |
| Highways Act: | | | | | | | | | | |
| 122 Obstruction other than by vehicle | 2,287 | 33 | 174 | 242 | 1,838 | 233 | 2 | 30 | 44 | 157 |
| 123 Nuisance other than by vehicle | 647 | 145 | 239 | 74 | 189 | 19 | 3 | 6 | 3 | 7 |
| 135 Horsedrawn vehicle | 11 | | 4 | | 7 | 2 | | | | 1 |
| 136 Handcart or barrow | 4 | | | | 4 | | 1 | | | |
| 137 Pedal cycle | 3,839 | 820 | 1,852 | 391 | 776 | 256 | 47 | 72 | 23 | 114 |
| 124 Other Highways Act offence | 309 | 11 | 42 | 21 | 235 | 23 | | 9 | 4 | 10 |
| 139 Indecent exposure | 288 | 44 | 132 | 27 | 85 | | | | | |
| Intoxicating liquor law: | | | | | | | | | | |
| 140 Drunkenness, simple | 226 | 11 | 160 | 13 | 42 | 84 | 10 | 54 | 8 | 12 |
| 141 Drunkenness with aggravation | 157 | 5 | 123 | 8 | 21 | 44 | 2 | 29 | 3 | 10 |
| 142 Offence by licensed person, etc. | 284 | | 18 | 6 | 260 | 112 | | 9 | 9 | 94 |
| 143 Other offence against intoxicating liquor law | 1,258 | 36 | 437 | 431 | 354 | 379 | 15 | 190 | 131 | 43 |
| 144 Juvenile, selling tobacco to | 23 | | | 3 | 20 | 14 | | 1 | 1 | 12 |
| Labour law: | | | | | | | | | | |
| 145 Intimidation | | | | | | 13 | | | | 1 |
| 146 Shops Act | | | | | | 1 | | | | 1 |
| 147 Employment of Children Act | 40 | 2 | 1 | 2 | 35 | 5 | | | | 5 |
| 148 Other offence against labour law | 4 | | | | | | | | | |
| 149 Malicious damage | 30 | 13 | 14 | | 3 | | | 1 | | 1 |
| 150 Merchant Shipping Act | | | | | | | | | | |
| 151 Social Security offence | | | | | | | | | | |
| 152 National Insurance Act | 1 | | | | 1 | | | | | |
| Naval, Military and Air Force law: | | | | | | | | | | |
| 153 Army | 4 | | 2 | | 2 | 6 | | | | 6 |
| 154 Navy | | | | | | | | | | |
| 155 Air Force | 1 | | | | 1 | | | | | |

Cautions

TABLE XV—PERSONS CAUTIONED BY THE POLICE
By Offence, Sex and Age

| Offence | Number of persons | | | | | | | | | |
|---|-------------------|--------------|-----------------|-----------------|---------------|--------------|------------|-----------------|-----------------|--------------|
| | Total | Males | | | | Total | Females | | | |
| | | Under 14 | 14 and under 17 | 17 and under 21 | 21 and over | | Under 14 | 14 and under 17 | 17 and under 21 | 21 and over |
| 156 Park, common, or other open space offence | 63 | 15 | 21 | 18 | 9 | 2 | | | | 2 |
| Pawnbrokers Act: | | | | | | | | | | |
| 157 Offence by pawnbroker | 2 | | 1 | | 1 | | | | | |
| 158 Unlawful pledging | | | | | | | | | | |
| 159 Other offence against Pawnbrokers Act | | | | | | | | | | |
| 160 Pedlars Act | 51 | 1 | 15 | 8 | 27 | 3 | | | | 3 |
| Certain local regulations: | | | | | | | | | | |
| 161 Allowing Chimney to be on fire | 2 | | | | 2 | | | | | |
| 162 Disorderly behaviour | 377 | 36 | 189 | 50 | 102 | 36 | 8 | 19 | 1 | 8 |
| 163 Playing in street | 63 | 18 | 38 | 6 | 1 | 1 | | | | 1 |
| 164 Other offence | 560 | 86 | 180 | 77 | 217 | 64 | 15 | 25 | 6 | 18 |
| 165 Prevention of Crime Act | 407 | 67 | 297 | 23 | 20 | 31 | 3 | 17 | 2 | 9 |
| Prostitution: | | | | | | | | | | |
| 166 Offence by prostitute | | | | | | 3,651 | 1 | 80 | 1,423 | 2,147 |
| 167 Aiding, etc., offence by prostitute | | | | | | | | | | |
| 168 Public health offence | 164 | 7 | 6 | 20 | 131 | 18 | | 4 | 2 | 12 |
| 169 Railway offence | 177 | 93 | 79 | 1 | 4 | 17 | 6 | 11 | | |
| Revenue law: | | | | | | | | | | |
| 170 Motor vehicle licences | 1,814 | 6 | 32 | 48 | 1,728 | 152 | | 1 | 1 | 150 |
| 171 Dog licence | 375 | 2 | 5 | 14 | 354 | 264 | | 3 | 12 | 249 |
| 172 Other offence against revenue law | 5 | | | | 5 | 1 | | | | 1 |
| 173 Stage carriage or public service vehicle offence | 286 | 10 | 31 | 3 | 242 | 13 | 1 | 3 | | 9 |
| 179 Sunday trading, etc. | | | | | | | | | | |
| 180 Tram or trolley vehicle offence | | | | | | | | | | |
| 181 Unlawful possession | 8 | 2 | 6 | | | 2 | | 2 | | |
| Vagrancy offences: | | | | | | | | | | |
| 182 Begging | 3 | | 3 | | | 1 | 1 | | | |
| 183 Sleeping out | | | | | | | | | | |
| 185 Found in enclosed premises | 144 | 76 | 65 | 3 | | 11 | 6 | 5 | | |
| 186 Frequenting | 72 | 19 | 51 | 2 | | 3 | 1 | | | 2 |
| 187A Male living on female prostitute's earnings | | | | | | 1 | | | | 1 |
| 187B Importuning by male | 10 | | 2 | 3 | 5 | | | | | |
| 187C Female living on female prostitute's earnings | | | | | | | | | | |
| 187D Living on male prostitute's earnings | | | | | | | | | | |
| 188 Other vagrancy offences | 12 | 1 | 2 | 3 | 6 | 3 | 2 | 1 | | |
| 189 Weights and Measures Act | | | | | | | | | | |
| 190 Wild Birds Protection Acts | 66 | 17 | 30 | 7 | 12 | | | | | |
| 191 Wireless Telegraphy Acts | 1 | | | | 1 | 5 | | | | 5 |
| 192 Gross indecency with child | 14 | 2 | 8 | | 4 | | | | | |
| 193 Drug offence | 124 | 1 | 46 | 30 | 47 | 64 | | 34 | 17 | 13 |
| 194 Immigration offence | 71 | | 2 | 16 | 53 | 32 | | | 8 | 24 |
| 195 Other non-indictable offence (excluding motoring) | | | | | | | | | | |
| TOTAL NON-INDICTABLE OFFENCES. | 26,695 | 2,673 | 6,461 | 2,231 | 15,330 | 7,447 | 208 | 750 | 1,811 | 4,678 |

TABLE XVI—PERSONS APPLYING FOR LEAVE TO APPEAL
By offence

| (1) | Total of persons applying for leave to appeal | Persons not granted leave to appeal | | | | | | | | | | | | |
|--|---|-------------------------------------|---------|-----------|-----------|-----------|-------|--------------------------------------|---------------------|---|-------------------------|---------|-----|---|
| | | Against conviction only | | | | | | Against both conviction and sentence | | | Against conviction only | | | |
| | | Total | Refused | | Abandoned | | Total | Abandoned | Conviction affirmed | Conviction quashed other conviction substituted | Conviction quashed | Retrial | | |
| | | | Refused | Abandoned | Refused | Abandoned | | | | | | | | |
| 1-15 | 847 | 659 | 78 | 14 | 315 | 106 | 100 | 46 | 188 | 1 | 22 | — | 11 | 2 |
| 16-26, 74 | 302 | 224 | 22 | 8 | 127 | 33 | 26 | 8 | 78 | — | 11 | — | 10 | — |
| 28-33 | 907 | 782 | 31 | 14 | 455 | 213 | 55 | 14 | 125 | 2 | 7 | — | 6 | 1 |
| 34 | 421 | 338 | 16 | 6 | 196 | 67 | 38 | 15 | 83 | — | 4 | 1 | 5 | 2 |
| 39-49, 54 | 1,360 | 1,103 | 100 | 26 | 581 | 254 | 117 | 25 | 257 | 2 | 30 | — | 33 | — |
| 50-53, 55 60 and 61 | 403 | 301 | 17 | 6 | 170 | 77 | 19 | 12 | 102 | 1 | 20 | — | 14 | — |
| 56-59 | 154 | 115 | 10 | 6 | 60 | 26 | 7 | 6 | 39 | — | 2 | — | — | — |
| Other indictable offences | 737 | 548 | 66 | 19 | 265 | 106 | 63 | 29 | 189 | — | 29 | — | 30 | — |
| Total Indictable Offences | 5,131 | 4,070 | 340 | 99 | 2,169 | 882 | 425 | 155 | 1,061 | 6 | 125 | 1 | 109 | 5 |
| Persons sentenced after summary conviction (ss.28 and 29 Magistrates' Courts Act 1952 and s.56 Criminal Justice Act 1967) | 403 | 341 | — | — | 198 | 143 | — | — | 62 | — | — | — | — | — |
| Breaches of orders (ss.6 and 8 Criminal Justice Act 1948 and s.40(1) Criminal Justice Act, 1967 and Powers of Criminal Courts Act, 1973) | 11 | 9 | — | — | 5 | 4 | — | — | 2 | — | — | — | — | — |
| GRAND TOTAL | 5,545 | 4,420 | 340 | 99 | 2,372 | 1,029 | 425 | 155 | 1,125 | 6 | 125 | 1 | 109 | 5 |

TO THE COURT OF APPEAL (CRIMINAL DIVISION)
and result—England and Wales 1975

Number of persons

| Appellants | | | | | | | | | | | | | | | | |
|-----------------------|-------------------|---|--------------------------------------|---------------------|------------------------------------|---|----------------------------|--------------------|---------|--|-----------|---------------------|------------------------------------|---|--------------------|---------|
| After leave granted | | | | | | | | | | Without need for leave (i.e. with certificate of trial judge, referred by the Secretary of State, or point of law) | | | | | | |
| Against sentence only | | | Against both conviction and sentence | | | | | | | | | | | | | |
| Abandoned | Sentence affirmed | Sentence quashed other sentence substituted | Abandoned | Conviction affirmed | | Conviction quashed other conviction substituted | | Conviction quashed | Retrial | Total | Abandoned | Conviction affirmed | | Conviction quashed other conviction substituted | Conviction quashed | Retrial |
| | | | | Sentence affirmed | Sentence quashed other substituted | Sentence affirmed | Other sentence substituted | | | | | Sentence affirmed | Sentence quashed other substituted | | | |
| (16) | (17) | (18) | (19) | (20) | (21) | (22) | (23) | (24) | (25) | (26) | (27) | (28) | (29) | (30) | (31) | (32) |
| 1 | 41 | 95 | — | 3 | 4 | — | 5 | 2 | 1 | 4 | — | 2 | — | — | 2 | — |
| — | 13 | 37 | — | 4 | 2 | — | — | 1 | — | 1 | — | — | — | — | 1 | — |
| — | 40 | 66 | — | — | — | — | — | 2 | 1 | — | — | — | — | — | — | — |
| — | 33 | 37 | — | — | 1 | — | — | — | — | 3 | — | 2 | — | — | 1 | — |
| 1 | 64 | 115 | — | 6 | 2 | — | — | 3 | 1 | 2 | — | — | — | — | 2 | — |
| — | 29 | 35 | — | — | 2 | — | — | 1 | — | 2 | 1 | 1 | — | — | — | — |
| — | 7 | 28 | — | — | — | — | — | 1 | 1 | 2 | — | — | — | — | 2 | — |
| 1 | 34 | 80 | 1 | 7 | 4 | — | — | 3 | — | 2 | — | 2 | — | — | — | — |
| 3 | 261 | 493 | 1 | 20 | 15 | — | 5 | 13 | 4 | 16 | 1 | 7 | — | — | 8 | — |
| — | 24 | 38 | — | — | — | — | — | — | — | — | — | — | — | — | — | — |
| — | 1 | 1 | — | — | — | — | — | — | — | — | — | — | — | — | — | — |
| 3 | 286 | 532 | 1 | 20 | 15 | — | 5 | 13 | 4 | 16 | 1 | 7 | — | — | 8 | — |

Note (1) There was one application for leave to appeal against a finding of 'Unfit to plead', followed by an application in the same case for leave to appeal against a finding of 'Not guilty by reason of insanity'; both applications were refused. These are not included in the table.

Court of Appeal

TABLE XVI (b)—PERSONS WHOSE CONVICTION OR SENTENCE WAS QUASHED OR VARIED ON APPEAL

By type of sentence and result

| TYPE OF SENTENCE | Total | Conviction quashed and some other conviction substituted | Conviction quashed | Certain counts quashed | Sentence reduced | Principal sentence unaltered, subsidiary sentence varied | Sentence or order otherwise varied |
|--------------------------|-------|--|--------------------|------------------------|------------------|--|------------------------------------|
| Imprisonment (immediate) | 547 | 1 | 73 | 16 | 314 | 12 | 131 |
| Suspended sentence | 29 | — | 13 | — | 1 | 3 | 12 |
| Borstal training | 42 | — | 3 | — | — | 1 | 38 |
| Detention centre | 7 | — | 1 | — | 4 | — | 2 |
| Community service order | 1 | — | — | — | — | 1 | — |
| Fine | 47 | — | 15 | 2 | 12 | 12 | 6 |
| Probation | 4 | — | 3 | — | — | — | 1 |
| Conditional discharge | 1 | — | — | — | — | 1 | — |
| Sentence deferred | 1 | — | 1 | — | — | — | — |
| Recognizances | 2 | — | 2 | — | — | — | — |
| Hospital order | 2 | — | 2 | — | — | — | — |
| Total | 683 | 1 | 113 | 18 | 331 | 30 | 190 |

TABLE XVII (a)
PERSONS APPEALING TO THE CROWN COURT
By offence and result—England and Wales 1974¹

Number of appellants

| Offence of which appellant had been found guilty | Appeal against conviction only or against conviction and sentence or order | | | | | | Appeal against sentence or order only | | | |
|--|--|-----------|-----------------------------|--------------------------|--------------------|-------------------------------------|---------------------------------------|-----------|-----------------------------|--------------------------|
| | Total | Abandoned | Conviction confirmed | | Conviction quashed | Case remitted to magistrates' court | Total | Abandoned | Sentence or order confirmed | Sentence or order varied |
| | | | Sentence or order confirmed | Sentence or order varied | | | | | | |
| (1) | (2) | (3) | (4) | (5) | (6) | (7) | (8) | (9) | (10) | (11) |
| INDICTABLE OFFENCES DEALT WITH SUMMARILY | | | | | | | | | | |
| 1-15 Violence against the person | 217 | 24 | 93 | 35 | 60 | 5 | 199 | 18 | 90 | 91 |
| 16-26, 74 Sexual offences | 23 | 7 | 7 | 2 | 5 | — | 29 | 4 | 11 | 14 |
| 28-33 Burglary | 83 | 10 | 47 | 2 | 24 | — | 352 | 38 | 143 | 171 |
| 34 Robbery | — | — | — | — | — | — | 2 | — | 2 | — |
| 39-49, 54 Theft and handling stolen goods | 572 | 79 | 276 | 39 | 167 | 11 | 1,107 | 98 | 475 | 534 |
| 50-53, 55, 60, 61 } Fraud and forgery | 69 | 11 | 28 | 7 | 22 | 1 | 214 | 20 | 87 | 107 |
| 56-59 Criminal damage | 123 | 16 | 58 | 19 | 29 | 1 | 135 | 13 | 54 | 68 |
| Other indictable offences | 12 | 1 | 8 | — | 3 | — | 16 | 2 | 12 | 2 |
| Sub-total | 1,099 | 148 | 517 | 106 | 310 | 18 | 2,054 | 193 | 874 | 987 |
| OTHER OFFENCES DEALT WITH SUMMARILY | | | | | | | | | | |
| 104 Assault on constable | 125 | 2 | 60 | 23 | 20 | — | 69 | 8 | 33 | 28 |
| 105 Assault, common, etc. | 35 | 4 | 14 | 6 | 11 | — | 4 | — | 2 | 2 |
| 162 Disorderly behaviour | 167 | 20 | 87 | 18 | 42 | — | 91 | 12 | 35 | 44 |
| 165 Possession of offensive weapon | 43 | 4 | 18 | 5 | 16 | — | 34 | 1 | 14 | 19 |
| 170 Motor vehicle licence | 173 | 9 | 89 | 42 | 32 | 1 | 159 | 11 | 51 | 97 |
| 186 Frequenting | 76 | 10 | 32 | 18 | 14 | 2 | 21 | 3 | 9 | 9 |
| 193 Drug offence | 25 | 4 | 10 | 2 | 9 | — | 105 | 8 | 33 | 64 |
| Other non-indictable offences (excluding motoring) | 492 | 77 | 262 | 50 | 101 | 2 | 301 | 34 | 132 | 135 |
| Motoring offences | 1,608 | 250 | 809 | 192 | 344 | 13 | 2,118 | 198 | 799 | 1,121 |
| Sub-total | 2,744 | 400 | 1,381 | 356 | 589 | 18 | 2,902 | 275 | 1,108 | 1,519 |
| BREACHES OF ORDERS | | | | | | | | | | |
| TOTAL | 3,843 | 548 | 1,898 | 462 | 899 | 36 | 4,979 | 470 | 1,990 | 2,519 |

Note (1) This corrected version of the 1974 table replaces table VII published in Criminal Statistics, England and Wales 1974, Cmd 6168.

TABLE XVII (b)
PERSONS APPEALING TO THE CROWN COURT
By offence and result—England and Wales 1975

Number of appellants

| Offence of which appellant had been found guilty | Appeal against conviction only or against conviction and sentence or order | | | | | | Appeal against sentence or order only | | | |
|--|--|-----------|-----------------------------|--------------------------|--------------------|-------------------------------------|---------------------------------------|-----------|-----------------------------|--------------------------|
| | Total | Abandoned | Conviction confirmed | | Conviction quashed | Case remitted to magistrates' court | Total | Abandoned | Sentence or order confirmed | Sentence or order varied |
| | | | Sentence or order confirmed | Sentence or order varied | | | | | | |
| (1) | (2) | (3) | (4) | (5) | (6) | (7) | (8) | (9) | (10) | (11) |
| INDICTABLE OFFENCES DEALT WITH SUMMARILY | | | | | | | | | | |
| 1-15 Violence against the person | 231 | 30 | 105 | 18 | 76 | 2 | 284 | 17 | 130 | 137 |
| 16-26, 74 Sexual offences | 17 | 3 | 6 | 1 | 7 | — | 23 | 2 | 11 | 10 |
| 28-33 Burglary | 112 | 9 | 55 | 12 | 28 | 8 | 46 | 41 | 217 | 227 |
| 34 Robbery | 7 | — | 4 | — | 3 | — | 4 | — | 2 | 1 |
| 39-49, 54 Theft and handling stolen goods | 555 | 71 | 237 | 23 | 215 | 9 | 1,383 | 101 | 558 | 724 |
| 50-53, 55, 60, 61 } Fraud and forgery | 70 | 7 | 28 | 6 | 26 | 3 | 203 | 12 | 84 | 107 |
| 56-59 Criminal damage | 165 | 21 | 66 | 13 | 64 | 1 | 149 | 10 | 66 | 73 |
| Other indictable offences | 5 | — | 5 | — | — | — | 11 | 2 | 6 | 7 |
| Sub-total | 1,162 | 141 | 506 | 73 | 419 | 23 | 2,542 | 186 | 1,070 | 1,286 |
| OTHER OFFENCES DEALT WITH SUMMARILY | | | | | | | | | | |
| 104 Assault on constable | 134 | 16 | 78 | 14 | 26 | — | 101 | 6 | 52 | 43 |
| 105 Assault, common, etc. | 16 | — | 14 | — | 2 | — | 1 | — | — | 1 |
| 162 Disorderly behaviour | 274 | 42 | 88 | 21 | 118 | 5 | 138 | 16 | 48 | 74 |
| 165 Possession of offensive weapon | 40 | 4 | 17 | 6 | 13 | — | 42 | 6 | 9 | 27 |
| 170 Motor vehicle licence | 177 | 14 | 85 | 44 | 30 | 4 | 199 | 9 | 84 | 106 |
| 186 Frequenting | 87 | 14 | 47 | 10 | 16 | — | 26 | 1 | 8 | 17 |
| 193 Drug offence | 28 | 3 | 11 | 3 | 11 | — | 130 | 13 | 38 | 79 |
| Other non-indictable offences (excluding motoring) | 389 | 72 | 175 | 57 | 84 | 1 | 457 | 62 | 170 | 225 |
| Motoring offences | 1,607 | 230 | 755 | 178 | 431 | 13 | 2,400 | 239 | 879 | 1,282 |
| Sub-total | 2,752 | 395 | 1,270 | 333 | 731 | 23 | 3,494 | 352 | 1,288 | 1,854 |
| BREACHES OF ORDERS | | | | | | | | | | |
| TOTAL | 3,914 | 536 | 1,776 | 406 | 1,150 | 46 | 6,059 | 539 | 2,370 | 3,150 |

TABLE XVIII
PROCEEDINGS BROUGHT BY THE DIRECTOR OF
PUBLIC PROSECUTIONS
cases, persons and charges by offence, court and result
—England and Wales 1975

| Offence or Statute | Cases | | | Charges or Counts | | | | | | | | | | |
|---|-------|---------------------------|---------|---------------------|------------------------|---------------------------|-------------------------------|----------------|-----------|-------------------|--------------------------|---------------------------|-------------------------------|--|
| | Total | Wholly conducted by agent | Persons | Magistrates' Courts | | | The Crown Court | | | | | | | |
| | | | | Total | Dismissed or withdrawn | Guilty—custodial sentence | Guilty—non-custodial sentence | No prosecution | Acquitted | Guilty as charged | Guilty of lesser offence | Guilty—custodial sentence | Guilty—non-custodial sentence | |
| Murder | 334 | 1 | 406 | 571 | 20 | — | — | 8 | 46 | 279 | 218 | 465 | 32 | |
| Attempted murder | 94 | 11 | 104 | 120 | 4 | — | — | 15 | 65 | 33 | 3 | 27 | 9 | |
| Manslaughter | 60 | 2 | 69 | 72 | 6 | — | — | 11 | 32 | 23 | — | 12 | 11 | |
| Infanticide | 6 | — | 3 | 7 | — | — | — | — | 2 | 5 | — | 2 | 3 | |
| Concealment of birth | 3 | — | 3 | 3 | — | — | — | — | 2 | — | — | — | 1 | |
| Causing death by dangerous driving | 7 | 4 | 7 | 9 | — | — | 1 | — | 1 | 6 | 1 | 2 | 5 | |
| Assaults | | | | | | | | | | | | | | |
| Offences against the Person Act 1861 s.18 | 128 | 16 | 169 | 218 | 1 | — | 2 | 29 | 86 | 91 | 9 | 85 | 15 | |
| Offences against the Person Act 1861 s.20 on police officer | 54 | — | 65 | 73 | 1 | — | 1 | 6 | 31 | 31 | 3 | 25 | 9 | |
| other | 14 | 3 | 19 | 32 | — | — | — | — | 10 | 19 | — | 16 | 3 | |
| Child stealing | 128 | 21 | 169 | 239 | 13 | — | 7 | 22 | 81 | 110 | 6 | 84 | 32 | |
| Abortion | 5 | — | 5 | 9 | — | — | — | — | 3 | 5 | — | 5 | — | |
| Children and Young Persons Acts | 10 | — | 11 | 20 | 1 | — | — | 6 | 3 | 10 | — | 8 | 2 | |
| Other offences against the person | 26 | — | 32 | 42 | 1 | — | 5 | 7 | 5 | 24 | — | 16 | 8 | |
| Buggery | 16 | 1 | 21 | 33 | — | — | 2 | 6 | 15 | 10 | — | 10 | — | |
| Attempted buggery | 78 | 21 | 113 | 165 | 2 | — | 1 | 14 | 32 | 100 | 16 | 100 | 16 | |
| Indecent assault on male | 21 | 8 | 25 | 31 | — | — | — | 3 | 7 | 21 | — | 19 | 3 | |
| Indecency between males | 73 | 13 | 80 | 249 | 2 | — | 51 | 11 | 35 | 143 | — | 120 | 23 | |
| Rape | 25 | 3 | 49 | 89 | 9 | — | 19 | 2 | 12 | 54 | — | 36 | 18 | |
| Indecent assault on female | 104 | 20 | 146 | 212 | 22 | — | 5 | 9 | 49 | 113 | 14 | 122 | 5 | |
| Unlawful sexual intercourse | 229 | 99 | 244 | 495 | 13 | — | 30 | 37 | 83 | 332 | — | 284 | 48 | |
| Incest | 60 | 33 | 67 | 132 | — | — | 4 | 6 | 27 | 91 | 4 | 79 | 16 | |
| Abduction | 224 | 132 | 205 | 557 | 3 | — | 8 | 20 | 96 | 412 | 18 | 344 | 86 | |
| Bigamy | 5 | 2 | 8 | 12 | — | — | — | — | 5 | 7 | — | 3 | 4 | |
| Gross indecency with child | 2 | 1 | 2 | — | — | — | — | — | 1 | — | — | — | 1 | |
| Mental Health Acts | 66 | 22 | 70 | 158 | 6 | — | 23 | 9 | 22 | 98 | — | 87 | 11 | |
| Other sexual offences | 9 | 1 | 9 | 20 | 1 | — | 3 | — | 5 | 11 | — | — | 11 | |
| Blackmail | 28 | 7 | 29 | 57 | 4 | — | 4 | — | 5 | 19 | 25 | 21 | 4 | |
| Burglary aggravated | 15 | 2 | 22 | 27 | 1 | — | 2 | 11 | 6 | 7 | — | 5 | 2 | |
| other | 9 | 2 | 15 | 15 | — | — | — | 12 | 22 | 80 | — | 12 | — | |
| Going equipped for stealing | 57 | 10 | 81 | 115 | — | — | — | — | — | — | — | 73 | 7 | |
| Obtaining property by deception | 10 | 1 | 12 | 13 | — | — | — | — | 3 | 10 | — | 9 | 1 | |
| Obtaining pecuniary advantage by deception | 109 | 6 | 177 | 555 | 8 | — | 19 | 76 | 114 | 338 | — | 187 | 131 | |
| Robbery | 33 | 2 | 39 | 95 | 2 | — | 9 | 13 | 13 | 57 | 1 | 39 | 19 | |
| Theft | 48 | 1 | 102 | 120 | 1 | — | — | 13 | 31 | 74 | 1 | 69 | 6 | |
| Handling stolen goods | 190 | 27 | 296 | 771 | 18 | — | 46 | 67 | 243 | 395 | 1 | 217 | 179 | |
| Taking motor vehicle | 88 | 7 | 158 | 331 | 5 | — | 9 | 32 | 105 | 180 | — | 114 | 66 | |
| Other Theft Act offence | 14 | 4 | 26 | 33 | — | — | — | 2 | 5 | 26 | — | 22 | 4 | |
| Larceny Act, 1916 | 14 | 2 | 26 | 45 | 4 | — | — | 8 | 17 | 16 | — | 10 | 6 | |
| Bankruptcy Act | 8 | — | 8 | 26 | — | — | — | 14 | 1 | 11 | — | 5 | 6 | |
| Coinage Offences Act | 23 | 1 | 24 | 120 | — | — | — | 5 | 8 | 107 | — | 26 | 81 | |
| Companies Act | 15 | 2 | 18 | 49 | 1 | — | 4 | 4 | 17 | 23 | — | 5 | 18 | |
| Customs and Excise Act | 21 | 1 | 35 | 48 | — | — | — | 4 | 6 | 19 | 18 | 8 | 10 | |
| Exchange Control Act | 5 | — | 8 | 11 | 1 | — | 5 | — | 2 | 3 | — | 1 | 2 | |
| Forgery Act | 84 | 6 | 118 | 395 | 5 | — | 53 | 24 | 55 | 62 | 250 | — | 125 | |
| Prevention of Fraud (Investments) Act | 4 | — | 8 | 19 | — | — | — | 3 | 16 | — | — | — | — | |
| Unsolicited Goods and Services Act | 2 | — | 3 | 4 | 2 | — | 2 | — | — | — | — | — | — | |
| False accounting | 34 | — | 51 | 211 | — | — | 7 | 4 | 37 | 163 | — | 46 | 117 | |
| Passport offences | 29 | — | 34 | 58 | — | — | 3 | 29 | 4 | 3 | — | 5 | 17 | |

| Offence or Statute | Cases | | | Charges or Counts | | | | | | | | | | |
|--|-------|---------------------------|---------|---------------------|------------------------|---------------------------|-------------------------------|----------------|-----------|-------------------|--------------------------|---------------------------|-------------------------------|--|
| | Total | Wholly conducted by agent | Persons | Magistrates' Courts | | | The Crown Court | | | | | | | |
| | | | | Total | Dismissed or withdrawn | Guilty—custodial sentence | Guilty—non-custodial sentence | No prosecution | Acquitted | Guilty as charged | Guilty of lesser offence | Guilty—custodial sentence | Guilty—non-custodial sentence | |
| Arson | 33 | 3 | 52 | 89 | — | — | — | 4 | 16 | 69 | — | 59 | 10 | |
| Other criminal damage | 45 | 6 | 65 | 88 | 6 | — | — | 12 | 16 | 48 | — | 36 | 12 | |
| Explosive Substances Act | 27 | — | 54 | 75 | 8 | — | — | 6 | 3 | 52 | — | 47 | 5 | |
| Affray | 14 | 1 | 67 | 70 | — | — | — | 4 | 31 | 35 | — | 20 | 15 | |
| Public Order Act | 6 | — | 6 | 6 | — | — | — | — | 2 | 3 | — | 3 | — | |
| Corruption | 81 | 3 | 114 | 414 | 9 | — | — | 38 | 160 | 191 | — | 66 | 125 | |
| Perjury | | | | | | | | | | | | | | |
| judicial proceedings | 53 | 23 | 81 | 95 | — | — | — | 1 | 11 | 83 | — | 36 | 47 | |
| subornation of | 11 | 4 | 14 | 14 | — | — | — | 1 | 2 | 11 | — | 9 | 2 | |
| other | 9 | 1 | 12 | 20 | 1 | — | — | 1 | 3 | 7 | — | 5 | 3 | |
| Drugs | | | | | | | | | | | | | | |
| possessing | 38 | 1 | 66 | 207 | 4 | — | — | 18 | 15 | 65 | 105 | 59 | 46 | |
| supplying | 16 | — | 50 | 77 | 1 | — | — | 1 | 22 | 37 | — | 30 | 7 | |
| Immigration Act | 16 | 1 | 16 | 32 | 1 | — | — | 7 | 5 | 14 | — | 11 | 3 | |
| Criminal Law Act s.4(1) | 20 | — | 27 | 33 | 1 | — | — | 1 | 2 | 8 | 21 | 11 | 10 | |
| Criminal Law Act s.5(2) | 11 | — | 15 | 16 | 1 | — | — | 10 | 4 | 4 | — | 2 | 5 | |
| Firearms Act | 49 | 10 | 57 | 128 | 1 | — | — | 13 | 31 | 79 | — | 74 | — | |
| Obscene Publications Act | 68 | 4 | 102 | 199 | 9 | — | — | 62 | 7 | 42 | — | 12 | 65 | |
| Post Office Act | 22 | 1 | 25 | 43 | 10 | — | — | 24 | 3 | 6 | — | 5 | 1 | |
| Prevention of Crime Act | 22 | 2 | 40 | 43 | — | — | — | 1 | 5 | 22 | 15 | 8 | 7 | |
| Representation of the People Act | 14 | — | 16 | 25 | 4 | — | — | 20 | — | — | — | — | — | |
| Road Traffic Act (ex s.1) | 50 | 7 | 56 | 97 | 6 | — | — | 39 | 3 | 46 | — | 22 | 24 | |
| Traffic Offences (Royal Parks) | 1,301 | 476 | 1,301 | 1,606 | 222 | — | — | 1,384 | — | — | — | — | — | |
| Attempt to pervert the course of justice | 19 | 4 | 26 | 49 | — | — | — | 3 | 18 | 28 | — | 14 | 14 | |
| Aid and abet (any offence) | 38 | 2 | 76 | 174 | 8 | — | — | 14 | 8 | 112 | 32 | 26 | 6 | |
| Conspiracy | | | | | | | | | | | | | | |
| to cheat and defraud | 63 | 1 | 207 | 278 | 7 | — | — | 31 | 87 | 153 | — | 67 | 86 | |
| to rob | 8 | — | 33 | 45 | 11 | — | — | — | 8 | 26 | — | 25 | 1 | |
| to steal | 10 | 1 | 37 | 40 | — | — | — | 10 | 17 | 13 | — | 7 | 6 | |
| to pervert course of justice | 52 | 13 | 160 | 197 | 10 | — | — | 25 | 48 | 113 | 1 | 79 | 35 | |
| to murder | 3 | — | 6 | 6 | — | — | — | — | 2 | 4 | — | 4 | — | |
| to commit drugs offence | 10 | — | 23 | 24 | — | — | — | 13 | 3 | 8 | — | 6 | 2 | |
| other | 81 | 3 | 346 | 439 | 33 | — | — | 84 | 119 | 203 | — | 124 | 79 | |
| Other indictable offences | 40 | 3 | 77 | 145 | — | — | — | 15 | 48 | 82 | — | 26 | 56 | |
| Other summary offences | 28 | 1 | 35 | 42 | 9 | — | — | — | — | — | — | — | — | |

Notes:

- where a case involves several types of offence the case, and the persons involved, are shown under each of the offence headings.
- following applications to the Director in 16,477 cases, proceedings were brought by the Director, or by an Agent on his behalf, in 3,195 cases against 4,502 persons involving a total of 11,562 charges or counts. Remaining cases were left to the Police or other authority to prosecute.
- The Director also appeared in other proceedings as follows:

| | |
|---|-----|
| Criminal Bankruptcy orders | 28 |
| Petitions, presented as Official Petitioner | 18 |
| Appeals and applications | 115 |
| Miscellaneous | 38 |

TABLE XIX(a)
Receptions into hospital of persons subject to special restrictions under the
Mental Health Act 1959—England and Wales 1975

Number of persons

| Type of hospital and offence for which detained | Total | | Subject to restriction order under s.65 | | Found unfit to plead or not guilty by reason of insanity | | Transferred under s.72/74 | | Transferred under s.73/74 | | Recalled to hospital | | Transferred | | | | |
|---|----------------------|-----------|---|-----------|--|----------|---------------------------|----------|---------------------------|----------|----------------------|----------|---|----------|---|-----------|----------|
| | | | | | | | | | | | | | To special hospital from other hospital | | From special hospital to other hospital | | |
| | SPECIAL HOSPITAL (1) | M (2) | F (3) | M (4) | F (5) | M (6) | F (7) | M (8) | F (9) | M (10) | F (11) | M (12) | F (13) | M (14) | F (15) | M (16) | F (17) |
| Homicide and attempted homicide | 37 | 5 | 20 | 4 | 3 | 1 | 8 | — | 3 | — | 3 | — | — | — | — | — | — |
| Other offences of violence against the person | 36 | 8 | 27 | 6 | 5 | 1 | 2 | 1 | 1 | — | 1 | — | 3 | — | — | — | — |
| Sexual offences | 13 | — | 11 | — | — | — | 2 | — | — | — | — | — | — | — | — | — | — |
| Burglary | 9 | 1 | 5 | — | — | — | 4 | — | — | — | — | 1 | — | — | — | — | — |
| Robbery | 1 | — | — | — | — | — | 1 | — | — | — | — | — | 1 | — | — | — | — |
| Theft and handling stolen goods | 2 | 1 | 1 | — | — | — | — | — | — | — | 1 | 1 | 1 | — | — | — | — |
| Fraud and forgery | — | — | — | — | — | — | — | — | — | — | — | — | — | — | — | — | — |
| Criminal damage | 24 | 8 | 21 | 8 | 2 | — | — | — | — | — | 1 | — | 1 | — | — | — | — |
| Other indictable offences | 1 | 1 | — | — | 1 | — | — | 1 | — | — | — | — | — | — | — | — | — |
| Vagrancy and street offences | — | — | — | — | — | — | — | — | — | — | — | — | — | — | — | — | — |
| Other non-indictable offences | 1 | 1 | 1 | 1 | — | — | — | — | — | — | — | — | 1 | — | — | — | — |
| Total special hospital | 124 | 25 | 86 | 19 | 11 | 2 | 17 | 2 | 4 | — | 6 | 2 | 7 | — | — | — | — |
| OTHER HOSPITAL | | | | | | | | | | | | | | | | | |
| Homicide and attempted homicide | 4 | 3 | 2 | 2 | — | 1 | — | — | — | — | 2 | — | — | — | 16 | 8 | — |
| Other offences of violence against the person | 29 | 4 | 15 | 1 | 5 | 2 | 2 | 1 | 1 | — | 6 | — | — | — | 22 | 2 | — |
| Sexual offences | 17 | — | 11 | — | 2 | — | 1 | — | 1 | — | 2 | — | — | — | 11 | — | — |
| Burglary | 11 | — | 3 | — | 2 | — | 3 | — | 3 | — | — | — | — | — | 6 | — | — |
| Robbery | 3 | 1 | 1 | — | 1 | — | — | 1 | — | — | 1 | — | — | — | 3 | — | — |
| Theft and handling stolen goods | 12 | 2 | 2 | 1 | 2 | 1 | 7 | — | — | — | 1 | — | — | — | 2 | — | — |
| Fraud and forgery | 2 | — | — | — | 1 | — | 1 | — | — | — | — | — | — | — | 1 | — | — |
| Criminal damage | 19 | 1 | 10 | 1 | 3 | — | 1 | — | 3 | — | 2 | — | — | — | 22 | — | — |
| Other indictable offences | 1 | — | — | — | — | — | — | — | 1 | — | — | — | — | — | — | — | — |
| Vagrancy and street offences | — | — | — | — | — | — | — | — | — | — | — | — | — | — | — | — | — |
| Other non-indictable offences | 7 | 1 | 2 | — | — | — | 2 | 1 | 2 | — | 1 | — | — | — | 4 | — | — |
| Total other hospital | 105 | 12 | 46 | 5 | 16 | 4 | 17 | 3 | 11 | — | 15 | — | — | — | 87 | 10 | — |
| TOTAL ALL HOSPITALS | 229 | 37 | 132 | 24 | 27 | 6 | 34 | 5 | 15 | — | 21 | 2 | 7 | — | 87 | 10 | — |

Receptions—Mental Health Act 1959

300

301

Receptions—Mental Health Act 1959

Notes—(a) In addition to the receptions shown as transferred under section 72/74, a further 5 persons were detained under section 72 without restriction on discharge.

(b) Of the restriction orders, 151 were without limit of time; 1 was for a period of 4 years; 1 was for a period of 3 years; 2 were for a period of 2 years and 1 was for a period of 1 year.

Disposals — Mental Health Act 1959

TABLE XIX(b)—DISPOSAL OF THOSE DEEMED TO BE SUBJECT TO HOSPITAL ORDERS WITH SPECIAL RESTRICTIONS: *by type of disposal, type of hospital and sex of person — England and Wales 1975*

Number of persons

| Type of disposal (1) | Special hospital | | Other hospital | | Total | |
|--|------------------|----------|----------------|-----------|------------|-----------|
| | M (2) | F (3) | M (4) | F (5) | M (6) | F (7) |
| Restrictions expired: | | | | | | |
| Discharged from hospital | — | — | — | — | — | — |
| Retained in hospital under s.60 | 12 | — | 11 | 2 | 23 | 2 |
| Remained in hospital as voluntary patient | 1 | — | 2 | — | 3 | — |
| Restrictions terminated by the Secretary of State: | | | | | | |
| Retained in hospital under s.60 | 2 | — | 11 | 2 | 13 | 2 |
| Discharged from hospital under a warrant issued by the Secretary of State: | | | | | | |
| Discharged absolutely | — | — | 8 | — | 8 | — |
| Discharged conditionally | 27 | 3 | 128 | 18 | 155 | 21 |
| Restrictions removed with the consent of the Secretary of State: | | | | | | |
| Discharged from hospital | — | — | 10 | 1 | 10 | 1 |
| Remained in hospital as voluntary patient | 1 | — | 6 | — | 7 | — |
| Other persons who were deemed to be subject to restrictions: | | | | | | |
| Remitted to prison to resume sentence | 3 | — | 8 | — | 11 | — |
| Remitted to prison to await trial or sentence | 1 | — | 6 | — | 7 | — |
| S.73 patients dealt with by the courts | 4 | — | 7 | — | 11 | — |
| Made subject to further order | — | — | 1 | — | 1 | — |
| Released on licence | — | — | 2 | — | 2 | — |
| Died | 8 | 3 | 12 | 1 | 20 | 4 |
| Other disposals | 3 | 1 | 6 | — | 9 | 1 |
| Total | 62 | 7 | 218 | 24 | 280 | 31 |

Hospital and Guardianship Orders

TABLE XX—OFFENDERS MADE SUBJECT TO HOSPITAL OR
ACT 1959: by offence, sex and age and

| Offence (1) | Total | | 10 and under 17 | | | | | | 17 and under 21 | | | | | |
|---|-------------|---------------|-----------------------------------|----------|--------------------------------------|----------|---------------------------------------|----------|-----------------------------------|-----------|--------------------------------------|----------|---------------------------------------|----------|
| | Male (2) | Female (3) | Hospital order under s. 60 (4) | | Restriction order under s. 65 (5) | | Guardianship order under s. 60 (6) | | Hospital order under s. 60 (7) | | Restriction order under s. 65 (8) | | Guardianship order under s. 60 (9) | |
| | | | M | F | M | F | M | F | M | F | M | F | M | F |
| Homicide and attempted homicide | 25 | 13 | — | — | 2 | — | — | — | — | 1 | 3 | 1 | — | — |
| Other offences of violence against the person | 166 | 26 | — | 1 | — | 1 | — | — | 13 | 1 | 2 | 1 | — | — |
| Sexual offences | 66 | — | 1 | — | — | — | — | — | 4 | — | 3 | — | 1 | — |
| Burglary | 83 | 9 | 2 | 1 | — | — | — | — | 10 | 3 | 4 | — | — | — |
| Robbery | 4 | 1 | — | — | — | — | — | — | — | — | — | — | — | — |
| Theft and handling stolen goods | 180 | 33 | 2 | 2 | — | 1 | — | — | 16 | 5 | 1 | — | — | — |
| Fraud and forgery | 41 | 10 | — | — | — | — | — | — | 2 | — | — | — | — | — |
| Criminal damage | 158 | 43 | 2 | — | 1 | — | — | — | 4 | 3 | 8 | 2 | — | — |
| Other indictable offences | 5 | 2 | 2 | — | — | — | — | — | — | — | — | — | — | — |
| Total indictable offences | 728 | 137 | 9 | 4 | 3 | 2 | — | — | 49 | 13 | 21 | 4 | 1 | — |
| Vagrancy and street offences | 29 | 2 | — | — | — | — | — | — | 2 | — | — | — | — | — |
| Other non-indictable offences | 108 | 17 | — | — | — | — | — | — | 9 | 2 | 2 | — | — | — |
| Total non-indictable offences | 137 | 19 | — | — | — | — | — | — | 11 | 2 | 2 | — | — | — |
| TOTAL | 865 | 156 | 9 | 4 | 3 | 2 | — | — | 60 | 15 | 23 | 4 | 1 | — |

Hospital and Guardianship Orders

GUARDIANSHIP ORDERS UNDER THE MENTAL HEALTH
type of order — England and Wales 1975

Number of persons

| 21 and over | | | | | | Type of disorder | | | | | | | | | | | | | | | |
|------------------------------------|------------|---------------------------------------|-----------|--|----------|-----------------------------|------------|---|----------|--|----------|---|----------|------------------------------------|-----------|---|----------|----------------------|-----------|-----------------------------|----------|
| Hospital order under s. 60 (10) | | Restriction order under s. 65 (11) | | Guardianship order under s. 60 (12) | | Mental illness only (13) | | Mental illness with psychopathic disorder (14) | | Mental illness with subnormality (15) | | Mental illness with severe subnormality (16) | | Psychopathic disorder only (17) | | Psychopathic disorder with subnormality (18) | | Subnormality (19) | | Severe subnormality (20) | |
| M | F | M | F | M | F | M | F | M | F | M | F | M | F | M | F | M | F | M | F | M | F |
| 3 | 6 | 17 | 5 | — | — | 17 | 11 | — | — | — | — | — | — | 7 | 1 | — | — | 1 | 1 | — | — |
| 111 | 17 | 40 | 5 | — | — | 131 | 22 | 3 | — | 1 | — | — | — | 17 | 2 | 1 | — | 12 | 2 | 1 | — |
| 38 | — | 19 | — | — | — | 26 | — | — | — | 1 | — | — | — | 10 | — | 1 | — | 24 | — | 4 | — |
| 63 | 5 | 4 | — | — | — | 60 | 3 | 1 | — | 2 | — | — | — | 5 | 1 | — | — | 13 | 3 | 2 | 2 |
| 3 | 1 | 1 | — | — | — | 4 | — | — | — | — | — | — | — | — | — | — | — | — | 1 | — | — |
| 157 | 25 | 2 | — | 2 | — | 143 | 21 | 1 | — | — | 1 | — | — | 10 | 5 | — | — | 23 | 6 | 3 | — |
| 39 | 10 | — | — | — | — | 39 | 8 | — | — | 1 | — | — | — | — | 1 | — | — | 2 | — | — | — |
| 120 | 31 | 22 | 7 | 1 | — | 121 | 28 | 2 | — | — | — | — | — | 18 | 11 | — | — | 16 | 4 | 1 | — |
| 3 | 2 | — | — | — | — | 4 | 2 | — | — | — | — | — | — | — | — | — | — | 1 | — | — | — |
| 537 | 97 | 105 | 17 | 3 | — | 545 | 95 | 7 | — | 4 | 2 | — | — | 67 | 21 | 2 | — | 92 | 17 | 11 | 2 |
| 27 | 2 | — | — | — | — | 29 | 1 | — | — | — | — | — | — | — | 1 | — | — | — | — | — | — |
| 96 | 14 | 1 | 1 | — | — | 93 | 13 | — | — | — | — | — | — | 5 | 2 | — | — | 8 | 2 | 2 | — |
| 123 | 16 | 1 | 1 | — | — | 122 | 14 | — | — | — | — | — | — | 5 | 3 | — | — | 8 | 2 | 2 | — |
| 660 | 113 | 106 | 18 | 3 | — | 667 | 109 | 7 | — | 4 | 2 | — | — | 72 | 24 | 2 | — | 100 | 19 | 13 | 2 |

Prerogative of Mercy

TABLE XXI—EXERCISE OF THE PREROGATIVE OF MERCY—1975

| Grounds on which granted (1) | Free Pardons (2) | Remission of sentence | | | |
|--|---------------------|-----------------------|-------------------------|-------------------------------|-------------|
| | | Imprisonment (3) | Borstal training (4) | Detention centre order (5) | Fine (6) |
| On grounds affecting the original conviction | 530 | 2 | — | — | 13 |
| On account of a technical irregularity in the conviction or sentence | 3 | — | — | — | 4 |
| As reward for assistance to the authorities | — | 78 | — | — | — |
| Medical or other compassionate grounds | — | 16 | — | 1 | 2 |
| Other grounds (a) | — | 31 | 11 | — | 3 |
| Total | 533(b) | 127 | 11 | 1 | 22 |

- (a) Includes 21 prisoners granted remission to rectify errors on the part of the prison authorities; 2 to restore time lost on appeal; 1 to allow time spent awaiting extradition to count towards sentence; and 11 persons had the remainder of their borstal sentences remitted after being sentenced to imprisonment.
- (b) Includes 100 relating to convictions for a speed limit offence on 1 stretch of road and 356 relating to convictions for contravening traffic signs in 2 locations.

TABLE XXII—LEGAL AID GRANTED OR REFUSED
BY MAGISTRATES' COURTS 1975

By Police Force Area and Petty Sessional Division—1975

Number of application

| Police Force Area | LEGAL AID FOR LEGAL REPRESENTATION AT:— | | | | | | | | |
|------------------------------|---|---------|---------|--|---------|---------|---------|---------|---------|
| | Magistrates' courts proceedings | | | The Crown Court proceedings other than appeals | | | Appeals | | |
| | Total | Granted | Refused | Total | Granted | Refused | Total | Granted | Refused |
| Avon and Somerset | | | | | | | | | |
| Bath | 624 | 600 | 24 | 122 | 122 | — | 8 | 8 | — |
| Bristol | 3,195 | 3,051 | 144 | 573 | 573 | — | 37 | 37 | — |
| Frome | 122 | 118 | 4 | 18 | 18 | — | 2 | 2 | — |
| Ilminster | 41 | 38 | 3 | 22 | 22 | — | — | — | — |
| Lawford's Gate | 262 | 238 | 24 | 41 | 41 | — | 10 | 10 | — |
| Long Ashton | 154 | 123 | 31 | 36 | 36 | — | 1 | 1 | — |
| Sedgemoor | 238 | 222 | 16 | 53 | 52 | 1 | 10 | 9 | 1 |
| Shepton Mallet | 43 | 43 | — | 5 | 5 | — | 1 | 1 | — |
| Sodbury | 95 | 88 | 7 | 14 | 14 | — | 3 | 3 | — |
| Somerton | 30 | 28 | 2 | 15 | 15 | — | 5 | 5 | — |
| Taunton Deane | 299 | 264 | 35 | 59 | 59 | — | 6 | 6 | — |
| Thornbury | 78 | 78 | — | 12 | 12 | — | 4 | 4 | — |
| Wansdyke | 130 | 121 | 9 | 25 | 25 | — | 3 | 3 | — |
| Wells | 82 | 76 | 6 | 31 | 30 | 1 | 1 | — | — |
| West Somerset | 65 | 53 | 12 | 9 | 9 | — | 4 | 4 | — |
| Weston-Super-Mare | 383 | 338 | 45 | 91 | 91 | — | 6 | 6 | — |
| Wincanton | 22 | 20 | 2 | 6 | 6 | — | — | — | — |
| Yeovil | 161 | 160 | 1 | 55 | 55 | — | 3 | 2 | 1 |
| Total | 6,024 | 5,659 | 365 | 1,188 | 1,185 | 3 | 104 | 97 | 7 |
| Bedfordshire | | | | | | | | | |
| Amphill | 47 | 46 | 1 | 11 | 11 | — | 7 | 7 | — |
| Biggleswade | 214 | 204 | 10 | 40 | 40 | — | 3 | 3 | — |
| Dunstable | 389 | 384 | 5 | 74 | 74 | — | 10 | 10 | — |
| Leighton Buzzard | 99 | 96 | 3 | 24 | 24 | — | 3 | 3 | — |
| Luton | 1,335 | 1,259 | 76 | 308 | 308 | — | 49 | 49 | — |
| North Bedfordshire | 880 | 820 | 60 | 258 | 258 | — | 11 | 11 | — |
| Total | 2,964 | 2,809 | 155 | 715 | 715 | — | 83 | 83 | — |
| Cambridgeshire | | | | | | | | | |
| Arrington and Melbourn | 34 | 34 | — | 7 | 7 | — | — | — | — |
| Bottissham | 24 | 23 | 1 | 1 | 1 | — | — | — | — |
| Cambridge | 85 | 80 | 5 | 13 | 13 | — | 4 | 2 | 2 |
| Cambridge City | 1,179 | 1,147 | 32 | 98 | 98 | — | 16 | 16 | — |
| Caxton | 14 | 13 | 1 | 1 | 1 | — | — | — | — |
| Ely | 62 | 61 | 1 | 21 | 21 | — | 3 | 3 | — |
| Huntingdon and Leightonstone | 231 | 218 | 13 | 58 | 58 | — | 11 | 11 | — |
| Hurslingstone | 54 | 53 | 1 | 10 | 10 | — | — | — | — |
| Linton | 22 | 22 | — | 5 | 5 | — | — | — | — |
| Newmarket | 33 | 32 | 1 | 13 | 13 | — | 1 | 1 | — |
| North Witchford | 122 | 117 | 5 | 39 | 39 | — | — | — | — |
| Ramsay | 13 | 12 | 1 | — | — | — | — | — | — |
| Soke of Peterborough | 880 | 840 | 40 | 114 | 114 | — | — | — | — |
| Toseland | 144 | 137 | 7 | 17 | 17 | — | 3 | 3 | — |
| Whittlesey | 63 | 61 | 2 | 15 | 13 | — | 1 | 1 | — |
| Wisbech (Borough) | 214 | 204 | 10 | 61 | 61 | — | 3 | 3 | — |
| Wisbech (Isle) | 23 | 23 | — | 7 | 7 | — | — | — | — |
| Total | 3,197 | 3,077 | 120 | 480 | 480 | — | 42 | 40 | 2 |
| Cheshire | | | | | | | | | |
| Chester | 822 | 801 | 21 | 173 | 173 | — | 6 | 6 | — |
| Congleton | 196 | 175 | 21 | 48 | 48 | — | 3 | 3 | — |
| Crewe and Nantwich | 494 | 467 | 27 | 113 | 112 | 1 | 9 | 7 | 2 |
| Ellesmere Port | 245 | 201 | 44 | 53 | 53 | — | 7 | 7 | — |
| Halton | 662 | 515 | 147 | 167 | 167 | — | 11 | 8 | 3 |
| Macclesfield | 572 | 544 | 28 | 129 | 129 | — | 16 | 16 | — |
| Vale Royal | 502 | 492 | 10 | 84 | 84 | — | 5 | 5 | — |
| Warrington | 543 | 451 | 92 | 123 | 123 | — | 18 | 16 | 2 |
| Total | 4,036 | 3,646 | 390 | 890 | 889 | 1 | 75 | 68 | 7 |

TABLE XXII—LEGAL AID GRANTED OR REFUSED
BY MAGISTRATES' COURTS

By Police Force Area and Petty Sessional Division

Number of applications

| Police Force Area | LEGAL AID FOR LEGAL REPRESENTATION AT:— | | | | | | | | |
|----------------------------|---|---------|---------|--|---------|---------|---------|---------|---------|
| | Magistrates' courts proceedings | | | The Crown Court proceedings other than appeals | | | Appeals | | |
| | Total | Granted | Refused | Total | Granted | Refused | Total | Granted | Refused |
| Cleveland | | | | | | | | | |
| Hartlepool | 493 | 427 | 66 | 118 | 118 | — | 9 | 8 | 1 |
| Langbaurgh | 180 | 169 | 11 | 72 | 72 | — | 7 | 7 | — |
| Teesside | 3,324 | 2,927 | 397 | 894 | 872 | 22 | 71 | 42 | 29 |
| Total | 3,997 | 3,523 | 474 | 1,084 | 1,062 | 22 | 87 | 57 | 30 |
| Cumbria | | | | | | | | | |
| Alston | 3 | 3 | — | 1 | 1 | — | — | — | — |
| Ambleside and Windermere | 50 | 46 | 4 | 4 | 4 | — | 1 | 1 | — |
| Barrow-in-Furness | 180 | 152 | 28 | 53 | 52 | 1 | 4 | 4 | — |
| Boothle | 19 | 18 | 1 | 8 | 8 | — | — | — | — |
| Carlisle | 592 | 565 | 27 | 146 | 146 | — | 13 | 13 | — |
| Cockermouth | 37 | 27 | 10 | 10 | 10 | — | 2 | 1 | 1 |
| East Ward | 32 | 30 | 2 | 4 | 4 | — | — | — | — |
| Hawkeshead | 1 | 1 | — | 1 | 1 | — | — | — | — |
| Kendal | 116 | 113 | 3 | 15 | 15 | — | 1 | — | 1 |
| Keswick | 34 | 32 | 2 | 12 | 12 | — | 2 | 2 | — |
| Lonsdale | 5 | 5 | — | 1 | 1 | — | — | — | — |
| Maryport | 45 | 38 | 7 | 14 | 14 | — | 3 | 3 | — |
| North Lonsdale | 41 | 35 | 6 | 7 | 7 | — | — | — | — |
| Penrith | 73 | 63 | 10 | 22 | 22 | — | 2 | 2 | — |
| West Ward | 24 | 24 | — | — | — | — | 1 | 1 | — |
| Whitehaven | 172 | 166 | 6 | 46 | 46 | — | 14 | 10 | 4 |
| Wigton | 38 | 37 | 1 | 15 | 15 | — | 2 | 2 | — |
| Workington | 153 | 138 | 15 | 51 | 51 | — | 11 | 10 | 1 |
| Total | 1,615 | 1,493 | 122 | 410 | 409 | 1 | 56 | 49 | 7 |
| Derbyshire | | | | | | | | | |
| Alfreton | 306 | 292 | 14 | 70 | 70 | — | 1 | 1 | — |
| Ashbourne | 40 | 40 | — | 4 | 4 | — | — | — | — |
| Bakewell | 41 | 34 | 7 | 7 | 7 | — | — | — | — |
| Belper | 66 | 65 | 1 | 5 | 5 | — | 1 | 1 | — |
| Chesterfield | 828 | 792 | 36 | 125 | 125 | — | 13 | 13 | — |
| Derby | 1,411 | 1,274 | 137 | 328 | 328 | — | 10 | 10 | — |
| Derby County and Appletree | 64 | 64 | — | 12 | 12 | — | — | — | — |
| Glossop | 148 | 133 | 15 | 35 | 35 | — | 4 | 4 | — |
| High Peak | 216 | 195 | 21 | 39 | 39 | — | 6 | 5 | 1 |
| Ilkeston | 496 | 473 | 23 | 137 | 137 | — | 11 | 11 | — |
| Matlock | 97 | 94 | 3 | 10 | 10 | — | — | — | — |
| South Derbyshire | 78 | 76 | 2 | 17 | 17 | — | — | — | — |
| Total | 3,791 | 3,532 | 259 | 789 | 789 | — | 46 | 45 | 1 |

TABLE XXII—LEGAL AID GRANTED OR REFUSED
BY MAGISTRATES' COURTS

By Police Force Area and Petty Sessional Division

Number of applications

| Police Force Area | LEGAL AID FOR LEGAL REPRESENTATION AT:-- | | | | | | | | |
|-------------------------------|--|--------------|------------|--|--------------|----------|------------|-----------|----------|
| | Magistrates' courts proceedings | | | The Crown Court proceedings other than appeals | | | Appeals | | |
| | Total | Granted | Refused | Total | Granted | Refused | Total | Granted | Refused |
| Devon and Cornwall | | | | | | | | | |
| Axminster | 31 | 28 | 3 | 8 | 8 | — | — | — | — |
| Barnstaple | 500 | 498 | 2 | 153 | 151 | 2 | 7 | 7 | — |
| Bideford and Great Torrington | 155 | 152 | 3 | 40 | 39 | 1 | — | — | — |
| Bodmin and Trigg | 133 | 128 | 5 | 14 | 14 | — | 4 | 4 | — |
| Cullompton | 29 | 26 | 3 | 13 | 13 | — | 2 | 2 | — |
| Dunheved | | | | | | | | | |
| East Middle Liskerrett | 247 | 184 | 63 | 78 | 77 | 1 | 4 | 3 | 1 |
| Stratton | | | | | | | | | |
| East Penwith | 289 | 259 | 30 | 67 | 67 | — | 3 | 3 | — |
| East Powder | 153 | 147 | 6 | 16 | 16 | — | 3 | 3 | — |
| Exeter | 745 | 690 | 55 | 164 | 164 | — | 20 | 20 | — |
| Exmouth | 93 | 88 | 5 | 18 | 18 | — | 5 | 4 | 1 |
| Falmouth | 127 | 123 | 4 | 25 | 25 | — | 3 | 3 | — |
| Helston and Kerrier | 43 | 42 | 1 | 8 | 8 | — | — | — | — |
| Honiton | 78 | 68 | 10 | 23 | 23 | — | — | — | — |
| Isles of Scilly | 1 | 1 | — | — | — | — | — | — | — |
| Kingsbridge | 43 | 39 | 4 | 2 | 2 | — | — | — | — |
| Lesnewth | 14 | 14 | — | 2 | 2 | — | — | — | — |
| Okchampton | 27 | 18 | 9 | 2 | 2 | — | — | — | — |
| Penryn | 29 | 27 | 2 | 3 | 3 | — | 2 | 2 | — |
| Penwith | 311 | 281 | 30 | 48 | 48 | — | 8 | 8 | — |
| Plymouth | 1,425 | 1,347 | 78 | 402 | 401 | 1 | 3 | 3 | — |
| Plympton | 34 | 30 | 4 | 4 | 4 | — | 1 | 1 | — |
| Powder Tywardreath | 8 | 6 | 2 | 2 | 2 | — | — | — | — |
| Pydar | 216 | 201 | 15 | 24 | 24 | — | 8 | 8 | — |
| South Molton | 29 | 29 | — | 10 | 10 | — | — | — | — |
| South Powder | 8 | 8 | — | 2 | 2 | — | — | — | — |
| Tavistock | 44 | 42 | 2 | 8 | 8 | — | 1 | 1 | — |
| Teignbridge | 257 | 252 | 5 | 45 | 45 | — | 4 | 4 | — |
| Tiverton | 77 | 71 | 6 | 23 | 23 | — | 8 | 8 | — |
| Torbay | 829 | 730 | 99 | 221 | 220 | 1 | 12 | 6 | 6 |
| Totnes | 52 | 45 | 7 | 10 | 10 | — | 1 | 1 | — |
| Truro and West Powder | 186 | 174 | 12 | 30 | 30 | — | — | — | — |
| Wadebridge | 65 | 63 | 2 | 3 | 3 | — | — | — | — |
| Wonford | 88 | 77 | 11 | 12 | 12 | — | 3 | 3 | — |
| Total | 6,366 | 5,888 | 478 | 1,480 | 1,474 | 6 | 102 | 94 | 8 |
| Devonset | | | | | | | | | |
| Blandford | 34 | 31 | 3 | 10 | 10 | — | 1 | 1 | — |
| Bournemouth | 1,058 | 887 | 171 | 319 | 319 | — | 23 | 22 | 1 |
| Bridport | 83 | 83 | — | 15 | 15 | — | 3 | 3 | — |
| Christchurch | 106 | 104 | 2 | 33 | 33 | — | 5 | 5 | — |
| Dorchester | 100 | 97 | 3 | 19 | 19 | — | 2 | 2 | — |
| Poole | 582 | 501 | 81 | 169 | 163 | 6 | 15 | 11 | 4 |
| Shaftesbury | 33 | 32 | 1 | 6 | 6 | — | 2 | 2 | — |
| Sherborne | 38 | 36 | 2 | 6 | 6 | — | 2 | 2 | — |
| Sturminster | 20 | 19 | 1 | 5 | 5 | — | — | — | — |
| Wareham | 115 | 106 | 9 | 37 | 37 | — | 5 | 5 | — |
| Weymouth and Portland | 307 | 292 | 15 | 81 | 81 | — | 9 | 9 | — |
| Wimborne | 67 | 60 | 7 | 21 | 21 | — | 2 | 2 | — |
| Total | 2,543 | 2,248 | 295 | 721 | 715 | 6 | 69 | 64 | 5 |
| Durham | | | | | | | | | |
| Chester-le-Street | 197 | 145 | 52 | 58 | 58 | — | 1 | 1 | — |
| Darlington | 633 | 567 | 66 | 155 | 155 | — | 9 | 9 | — |
| Derwentside | 268 | 254 | 14 | 90 | 90 | — | 7 | 7 | — |
| Durham | 253 | 201 | 52 | 79 | 79 | — | 1 | 1 | — |
| Easington | 484 | 463 | 21 | 120 | 120 | — | 5 | 5 | — |
| Sedgefield | 352 | 336 | 16 | 88 | 88 | — | 7 | 7 | — |
| Teesdale and Wear Valley | 311 | 273 | 38 | 81 | 81 | — | 8 | 8 | — |
| Total | 2,498 | 2,239 | 259 | 671 | 671 | — | 38 | 38 | — |

TABLE XXII—LEGAL AID GRANTED OR REFUSED
BY MAGISTRATES' COURTS

By Police Force Area and Petty Sessional Division

Number of applications

| Police Force Area | LEGAL AID FOR LEGAL REPRESENTATION AT:-- | | | | | | | | |
|---------------------------------|--|---------------|--------------|--|--------------|----------|------------|------------|-----------|
| | Magistrates' courts proceedings | | | The Crown Court proceedings other than appeals | | | Appeals | | |
| | Total | Granted | Refused | Total | Granted | Refused | Total | Granted | Refused |
| Essex | | | | | | | | | |
| Billericay | 755 | 662 | 93 | 175 | 175 | — | 27 | 27 | — |
| Brentwood | 197 | 182 | 15 | 78 | 78 | — | 4 | 4 | — |
| Chelmsford | 496 | 466 | 30 | 87 | 87 | — | 15 | 13 | 2 |
| Colchester | 663 | 650 | 13 | 151 | 151 | — | 13 | 13 | — |
| Denge and Maldon | 140 | 113 | 27 | 9 | 9 | — | 2 | 1 | 1 |
| Dunmow | 40 | 39 | 1 | 10 | 10 | — | 1 | 1 | — |
| Freshwell and South | | | | | | | | | |
| Hinckford | 189 | 181 | 8 | 58 | 58 | — | 1 | 1 | — |
| Halshead | 64 | 63 | 1 | 6 | 6 | — | 6 | 6 | — |
| Harlow | 481 | 459 | 22 | 113 | 113 | — | 7 | 7 | — |
| Harwich | 109 | 107 | 2 | 20 | 20 | — | 3 | 3 | — |
| North Hinckford | 38 | 36 | 2 | — | — | — | — | — | — |
| Rochford | 355 | 323 | 32 | 84 | 84 | — | 1 | 1 | — |
| Saffron Walden | 76 | 74 | 2 | 21 | 21 | — | 2 | 2 | — |
| Southend-on-Sea | 1,113 | 1,033 | 80 | 258 | 258 | — | 10 | 9 | 1 |
| Tendring | 354 | 347 | 7 | 120 | 120 | — | 15 | 15 | — |
| Thurrock | 640 | 580 | 60 | 232 | 232 | — | 12 | 8 | 4 |
| Witham | 162 | 145 | 17 | 45 | 45 | — | 5 | 4 | 1 |
| Total | 5,872 | 5,460 | 412 | 1,467 | 1,467 | — | 124 | 115 | 9 |
| Gloucestershire | | | | | | | | | |
| Berkeley | 90 | 84 | 6 | 20 | 20 | — | 1 | 1 | — |
| Dursley | | | | | | | | | |
| Whitminster | | | | | | | | | |
| Camden | 24 | 19 | 5 | 1 | 1 | — | — | — | — |
| Northleach | | | | | | | | | |
| Stow-on-the-Wold | 604 | 545 | 59 | 134 | 134 | — | 23 | 23 | — |
| Cheltenham | | | | | | | | | |
| Cirencester Fairford and Tebury | 73 | 68 | 5 | 7 | 7 | — | 1 | 1 | — |
| Coleford | 54 | 54 | — | 19 | 19 | — | — | — | — |
| Gloucester (City) | 630 | 521 | 109 | 154 | 153 | 1 | 22 | 22 | — |
| Gloucester (County) | 79 | 75 | 4 | 15 | 15 | — | 1 | 1 | — |
| Lydney | 35 | 35 | — | 7 | 7 | — | — | — | — |
| Newent | 25 | 20 | 5 | 9 | 9 | — | — | — | — |
| Newnham | 55 | 47 | 8 | 17 | 17 | — | — | — | — |
| Stroud | 170 | 165 | 5 | 37 | 37 | — | 10 | 10 | — |
| Tewkesbury | 37 | 33 | 4 | 8 | 8 | — | 1 | 1 | — |
| Winchcombe | 12 | 6 | 6 | — | — | — | — | — | — |
| Total | 1,888 | 1,672 | 216 | 428 | 427 | 1 | 59 | 59 | — |
| Greater Manchester | | | | | | | | | |
| Ashton-under-Lyne | 641 | 538 | 103 | 120 | 117 | 3 | 6 | 6 | — |
| Bolton | 985 | 828 | 157 | 324 | 323 | 1 | 20 | 20 | — |
| Bury | 824 | 787 | 37 | 190 | 190 | — | 21 | 21 | — |
| Eccles | 462 | 427 | 35 | 91 | 91 | — | 15 | 13 | 2 |
| Leigh | 271 | 212 | 59 | 44 | 44 | — | 13 | 13 | — |
| Makerfield | 380 | 355 | 25 | 91 | 91 | — | 2 | 2 | — |
| Mancunier | 10,304 | 9,490 | 814 | 1,115 | 1,115 | — | 58 | 51 | 7 |
| Middleton and Heywood | 506 | 415 | 91 | 179 | 179 | — | 5 | 4 | 1 |
| Oldham | 2,188 | 2,041 | 147 | 655 | 655 | — | 127 | 127 | — |
| Rochdale | 906 | 755 | 151 | 211 | 211 | — | 18 | 17 | 1 |
| Salford | 920 | 735 | 185 | 280 | 279 | 1 | 21 | 21 | — |
| South Tameside | 802 | 765 | 37 | 93 | 91 | 2 | 3 | 3 | — |
| Stockport | 1,684 | 1,573 | 111 | 411 | 411 | — | 16 | 16 | — |
| Trafford | 1,308 | 1,015 | 293 | 206 | 206 | — | 29 | 24 | 5 |
| Wigan | 464 | 321 | 143 | 92 | 92 | — | — | — | — |
| Total | 22,645 | 20,257 | 2,388 | 4,102 | 4,095 | 7 | 354 | 338 | 16 |

TABLE XXII—LEGAL AID GRANTED OR REFUSED
BY MAGISTRATES' COURTS

By Police Force Area and Petty Sessional Division

Number of applications

| Police Force Area | LEGAL AID FOR LEGAL REPRESENTATION AT:— | | | | | | | | |
|-----------------------|---|--------------|------------|--|--------------|----------|------------|------------|-----------|
| | Magistrates' courts proceedings | | | The Crown Court proceedings other than appeals | | | Appeals | | |
| | Total | Granted | Refused | Total | Granted | Refused | Total | Granted | Refused |
| Hampshire | | | | | | | | | |
| Alton | 104 | 89 | 15 | 47 | 47 | — | 3 | 1 | 2 |
| Andover | 404 | 377 | 27 | 65 | 65 | — | 3 | 3 | — |
| Basingstoke | 526 | 505 | 21 | 107 | 107 | — | 17 | 17 | — |
| Droxford | 39 | 23 | 16 | 8 | 8 | 1 | 4 | 1 | — |
| Eastleigh | 298 | 262 | 36 | 98 | 98 | — | 4 | 4 | — |
| Fareham | 332 | 314 | 18 | 121 | 121 | — | 8 | 8 | — |
| Gosport | 314 | 302 | 12 | 93 | 93 | — | 14 | 14 | — |
| Havant | 505 | 446 | 59 | 173 | 173 | — | 11 | 10 | 1 |
| Hythe | 139 | 132 | 7 | 35 | 35 | — | 6 | 6 | — |
| Isle of Wight | 503 | 446 | 57 | 120 | 118 | 2 | 20 | 18 | 2 |
| Lymington | 162 | 156 | 6 | 50 | 50 | — | 4 | 4 | — |
| Oditham | 646 | 628 | 18 | 214 | 214 | — | 17 | 17 | — |
| Petersfield | 69 | 39 | 30 | 16 | 16 | — | 4 | 4 | — |
| Portsmouth | 1,715 | 1,614 | 101 | 504 | 501 | 3 | 23 | 23 | — |
| Ringwood | 99 | 93 | 6 | 28 | 28 | — | 5 | 5 | — |
| Romsey | 83 | 71 | 12 | 14 | 14 | — | 3 | 3 | — |
| Southampton | 2,084 | 1,930 | 154 | 565 | 563 | 2 | 3 | 3 | — |
| Totton and New Forest | 183 | 174 | 9 | 48 | 48 | — | 8 | 8 | — |
| Winchester | 263 | 189 | 74 | 58 | 58 | — | 10 | 9 | 1 |
| Total | 8,468 | 7,790 | 678 | 2,364 | 2,356 | 8 | 163 | 152 | 11 |
| Hertfordshire | | | | | | | | | |
| Bishop's Stortford | 83 | 75 | 8 | 19 | 19 | — | 1 | 1 | — |
| Buntingford | 6 | 4 | 2 | 3 | 3 | — | — | — | — |
| Dacorum | 482 | 471 | 11 | 107 | 107 | — | 8 | 7 | 1 |
| Hatfield | 225 | 221 | 4 | 88 | 88 | — | 2 | 2 | — |
| Hertford and Ware | 132 | 119 | 13 | 52 | 52 | — | 1 | 1 | — |
| Hitchin | 341 | 332 | 9 | 71 | 70 | 1 | 5 | 5 | — |
| Odsey | 34 | 34 | — | 4 | 4 | — | — | — | — |
| St. Albans | 446 | 425 | 21 | 142 | 142 | 1 | 8 | 8 | — |
| Stevenage | 599 | 585 | 14 | 156 | 156 | — | 7 | 7 | — |
| Welwyn | 186 | 173 | 13 | 53 | 53 | — | 7 | 7 | — |
| Total | 2,534 | 2,439 | 95 | 696 | 694 | 2 | 39 | 38 | 1 |
| Humberside | | | | | | | | | |
| Bainton Beacon | 13 | 13 | — | 7 | 7 | — | — | — | — |
| Barton-on-Humber | 36 | 35 | 1 | 13 | 13 | — | 1 | 1 | — |
| Beverley | 78 | 78 | — | 43 | 43 | — | 1 | 1 | — |
| Brigg | 57 | 57 | — | 16 | 16 | — | 4 | 4 | — |
| Dickering | 122 | 116 | 6 | 46 | 46 | — | 3 | 3 | — |
| Epworth and Goole | 82 | 79 | 3 | 16 | 16 | — | — | — | — |
| Grimsby (Borough) | 585 | 534 | 51 | 159 | 159 | — | 13 | 13 | — |
| Grimsby (County) | 276 | 253 | 23 | 69 | 69 | — | 2 | 1 | 1 |
| Holme Beacon | 1 | 1 | — | — | — | — | — | — | — |
| Howdenshire | 17 | 16 | 1 | 1 | 1 | — | 2 | 2 | — |
| Kingston-upon-Hull | 1,557 | 1,367 | 190 | 613 | 612 | 1 | 6 | 4 | 2 |
| Middle Holderness | 10 | 7 | 3 | 4 | 4 | — | — | — | — |
| North Holderness | — | — | — | — | — | — | — | — | — |
| Scunthorpe | 571 | 571 | — | 155 | 135 | — | 4 | 4 | — |
| South Holderness | 20 | 19 | 1 | 10 | 10 | — | — | — | — |
| South Hunsley Beacon | 84 | 81 | 3 | 32 | 32 | — | 7 | — | — |
| Wilton Beacon | 4 | 4 | — | 4 | 4 | — | — | — | — |
| Total | 3,513 | 3,231 | 282 | 1,168 | 1,167 | 1 | 43 | 33 | 10 |

TABLE XXII—LEGAL AID GRANTED OR REFUSED
BY MAGISTRATES' COURTS

By Police Force Area and Petty Sessional Division

Number of applications

| Police Force Area | LEGAL AID FOR LEGAL REPRESENTATION AT:— | | | | | | | | |
|-------------------------------|---|--------------|------------|--|--------------|-----------|------------|------------|-----------|
| | Magistrates' courts proceedings | | | The Crown Court proceedings other than appeals | | | Appeals | | |
| | Total | Granted | Refused | Total | Granted | Refused | Total | Granted | Refused |
| Kent | | | | | | | | | |
| Ashford and Tenterden | 256 | 239 | 17 | 69 | 69 | — | 7 | 7 | — |
| Canterbury and St. Augustine | 464 | 437 | 27 | 109 | 108 | 1 | 4 | 4 | — |
| Dover and East Kent | 501 | 486 | 15 | 153 | 152 | 1 | 12 | 12 | — |
| Faversham | 63 | 52 | 11 | 27 | 27 | — | 4 | 3 | 1 |
| Folkestone and Hythe | 378 | 350 | 28 | 141 | 141 | — | 6 | 6 | — |
| Gravesham | 361 | 330 | 31 | 87 | 87 | — | 10 | 10 | — |
| Maldstone | 526 | 508 | 18 | 124 | 124 | — | 2 | 2 | — |
| Margate | 388 | 351 | 37 | 115 | 114 | 1 | 6 | 4 | 2 |
| Medway | 925 | 721 | 204 | 322 | 320 | 2 | 14 | 14 | — |
| Ramsgate | 286 | 236 | 50 | 84 | 84 | — | 2 | 1 | 1 |
| Sevenoaks | 152 | 151 | 1 | 38 | 38 | — | 1 | 1 | — |
| Sittingbourne | 349 | 338 | 11 | 130 | 130 | — | 4 | 4 | — |
| Tonbridge and Malling | 326 | 294 | 32 | 67 | 67 | — | 2 | 1 | 1 |
| Tunbridge Wells and Cranbrook | 268 | 227 | 41 | 59 | 59 | — | 4 | 1 | 3 |
| Total | 5,243 | 4,720 | 523 | 1,525 | 1,520 | 5 | 78 | 70 | 8 |
| Lancashire | | | | | | | | | |
| Accrington | 236 | 222 | 14 | 72 | 72 | — | 5 | 5 | — |
| Blackburn | 1,002 | 835 | 167 | 342 | 341 | 1 | 21 | 20 | 1 |
| Blackpool | 1,120 | 1,037 | 83 | 231 | 231 | — | 30 | 29 | 1 |
| Burnley | 663 | 547 | 116 | 115 | 115 | — | 14 | 14 | — |
| Chorley | 199 | 172 | 27 | 68 | 68 | — | 4 | 4 | — |
| Church | 137 | 137 | — | 47 | 47 | — | 3 | 3 | — |
| Darwen | 161 | 135 | 26 | 54 | 54 | — | — | — | — |
| Fylde | 137 | 135 | 2 | 46 | 44 | 2 | 3 | 3 | — |
| Lancaster | 406 | 377 | 29 | 78 | 78 | — | 6 | 6 | — |
| Ormskirk | 390 | 337 | 53 | 137 | 136 | 1 | 10 | 10 | — |
| Pendle | 245 | 172 | 74 | 107 | 102 | 5 | 14 | 3 | 11 |
| Preston | 1,506 | 1,463 | 43 | 357 | 357 | — | 22 | 22 | — |
| Rosendale | 232 | 212 | 20 | 104 | 104 | — | 7 | 7 | — |
| Ribble Valley | 89 | 65 | 24 | 34 | 32 | 2 | 5 | 4 | 1 |
| South Ribble | 200 | 178 | 22 | 76 | 76 | — | 1 | 1 | — |
| Wyre | 291 | 275 | 16 | 54 | 54 | — | 10 | 10 | — |
| Total | 7,017 | 6,303 | 714 | 1,922 | 1,911 | 11 | 155 | 141 | 14 |
| Leicestershire | | | | | | | | | |
| Ashby-de-la-Zouch | 103 | 93 | 10 | 30 | 30 | — | 1 | 1 | — |
| Leicester (City) | 2,037 | 1,847 | 190 | 812 | 812 | — | 8 | 7 | 2 |
| Leicester (County) | 349 | 298 | 51 | 129 | 128 | 1 | 7 | 7 | — |
| Loughborough | 305 | 270 | 35 | 66 | 66 | — | 3 | 3 | — |
| Lutterworth | 31 | 27 | 4 | 7 | 7 | — | — | — | — |
| Market Bosworth | 107 | 94 | 13 | 30 | 30 | — | 1 | 1 | — |
| Market Harborough | 52 | 51 | 1 | 23 | 23 | — | 2 | 2 | — |
| Melton and Belvoir | 91 | 78 | 13 | 24 | 24 | — | — | — | — |
| Rutland | 32 | 29 | 3 | 10 | 10 | — | — | — | — |
| Total | 3,107 | 2,787 | 320 | 1,131 | 1,130 | 1 | 24 | 22 | 2 |

TABLE XXII—LEGAL AID GRANTED OR REFUSED
BY MAGISTRATES' COURTS

By Police Force Area and Petty Sessional Division

Number of applications

| Police Force Area | LEGAL AID FOR LEGAL REPRESENTATION AT:— | | | | | | | | |
|------------------------------|---|---------------|--------------|--|--------------|----------|-----------|-----------|----------|
| | Magistrates' courts proceedings | | | The Crown Court proceedings other than appeals | | | Appeals | | |
| | Total | Granted | Refused | Total | Granted | Refused | Total | Granted | Refused |
| Lincolnshire | | | | | | | | | |
| Alford | 43 | 43 | — | 6 | 6 | — | — | — | — |
| Boston | 255 | 253 | 2 | 33 | 33 | — | 5 | 5 | — |
| Bourne | 44 | 40 | 4 | 8 | 8 | — | 1 | 1 | — |
| Caistor | 6 | 4 | 2 | — | — | — | — | — | — |
| East Elloe | 53 | 49 | 4 | 7 | 7 | — | 1 | 1 | — |
| Gainsborough | 89 | 89 | — | 16 | 16 | — | — | — | — |
| Grantham | 293 | 270 | 23 | 68 | 68 | — | 12 | 12 | — |
| Horncastle | 40 | 29 | 11 | 3 | 3 | — | — | — | — |
| Lincoln (City) | 612 | 535 | 77 | 201 | 199 | 2 | 3 | 1 | 2 |
| Lincoln (Kesteven) | 92 | 70 | 22 | 37 | 37 | — | 1 | 1 | — |
| Lindsey (Lincoln and Wragby) | 50 | 40 | 10 | 17 | 17 | — | 1 | 1 | — |
| Louth | 71 | 67 | 4 | 27 | 27 | — | 1 | 1 | — |
| Market Rasen | 7 | 7 | — | 4 | 4 | — | — | — | — |
| Stamford | 197 | 193 | 4 | 13 | 13 | — | 1 | 1 | — |
| Spilsby | 47 | 47 | — | 23 | 23 | — | — | — | — |
| West Elloe | 64 | 59 | 5 | 16 | 16 | — | — | — | — |
| Total | 2,038 | 1,866 | 172 | 496 | 494 | 2 | 27 | 25 | 2 |
| London City | | | | | | | | | |
| Mansion House | 272 | 251 | 21 | 109 | 109 | — | 4 | 4 | — |
| Guildhall | 312 | 301 | 11 | 131 | 131 | — | 8 | 8 | — |
| Total | 584 | 552 | 32 | 240 | 240 | — | 12 | 12 | — |
| Merseyside | | | | | | | | | |
| Knowsley | 1,980 | 1,681 | 299 | 391 | 391 | — | 17 | 14 | 3 |
| Liverpool | 7,140 | 6,428 | 712 | 1,321 | 1,321 | — | 45 | 43 | 2 |
| North Sefton | 783 | 743 | 40 | 173 | 173 | — | 9 | 7 | 2 |
| South Sefton | 817 | 689 | 128 | 243 | 243 | — | 12 | 12 | — |
| St. Helens | 906 | 760 | 146 | 197 | 197 | — | 7 | 7 | — |
| Wirral | 2,424 | 2,121 | 303 | 421 | 421 | — | 9 | 9 | — |
| Total | 14,050 | 12,422 | 1,628 | 2,746 | 2,746 | — | 99 | 92 | 7 |
| Metropolitan Police | | | | | | | | | |
| Barnet | 162 | 122 | 40 | 51 | 49 | 2 | 3 | 3 | — |
| Barking | 805 | 737 | 68 | 209 | 209 | — | 13 | 13 | — |
| Becontree | 897 | 779 | 118 | 292 | 292 | — | 10 | 10 | — |
| Bexley | 554 | 536 | 18 | 175 | 175 | — | 10 | 10 | — |
| Bow Street | 2,458 | 2,381 | 77 | 788 | 767 | 21 | 38 | 35 | 3 |
| Brentford | 1,536 | 1,146 | 390 | 603 | 588 | 15 | 73 | 51 | 22 |
| Bromley | 1,227 | 1,210 | 17 | 384 | 384 | — | 30 | 30 | — |
| Camberwell Green | 3,582 | 3,399 | 183 | 1,265 | 1,264 | 1 | 17 | 14 | 3 |
| Cheshunt | 155 | 153 | 2 | 46 | 46 | — | 3 | 3 | — |
| Clerkenwell | 1,753 | 1,637 | 116 | 687 | 664 | 23 | 39 | 33 | 6 |
| Croydon | 1,520 | 1,347 | 173 | 509 | 509 | — | 39 | 39 | — |
| Dartford | 458 | 437 | 21 | 151 | 151 | — | 6 | 6 | — |
| Dorking | 286 | 257 | 29 | 73 | 73 | — | 2 | 2 | — |
| Edmonton | 2,127 | 1,572 | 555 | 620 | 618 | 2 | 51 | 42 | 9 |
| Epping and Ongar | 344 | 325 | 19 | 123 | 123 | — | 4 | 4 | — |
| Epsom | 224 | 215 | 9 | 78 | 78 | — | 5 | 5 | — |
| Esher and Walton | 349 | 310 | 39 | 163 | 163 | — | 9 | 9 | — |
| Gore | 751 | 655 | 96 | 192 | 191 | 1 | 17 | 16 | 1 |
| Greenwich | 1,190 | 1,120 | 70 | 367 | 367 | — | 25 | 25 | — |
| Hampstead | 538 | 521 | 17 | 158 | 158 | — | 3 | 3 | — |
| Havering | 802 | 772 | 30 | 282 | 282 | — | 8 | 8 | — |
| Highbury Corner | 541 | 366 | 175 | 185 | 162 | 23 | 16 | 7 | 9 |
| Highgate | 997 | 638 | 359 | 316 | 298 | 18 | 11 | 9 | 2 |
| Inner London Juvenile | 3,668 | 3,550 | 118 | 40 | 40 | — | 36 | 36 | — |
| Horseferry Road | 361 | 293 | 68 | 102 | 100 | 2 | 5 | 3 | 2 |
| Kingston-upon-Thames | 678 | 625 | 53 | 133 | 133 | — | 16 | 15 | 1 |
| Marlborough Street | 2,696 | 2,513 | 183 | 778 | 772 | 6 | 58 | 57 | 1 |
| Marylebone | 2,670 | 2,614 | 56 | 705 | 702 | 3 | 20 | 20 | — |
| Newham | 2,153 | 2,053 | 100 | 748 | 748 | — | 16 | 16 | — |

TABLE XXII—LEGAL AID GRANTED OR REFUSED
BY MAGISTRATES' COURTS

By Police Force Area and Petty Sessional Division

Number of applications

| Police Force Area | LEGAL AID FOR LEGAL REPRESENTATION AT:— | | | | | | | | |
|--------------------------------------|---|---------------|--------------|--|---------------|------------|------------|------------|-----------|
| | Magistrates' courts proceedings | | | The Crown Court proceedings other than appeals | | | Appeals | | |
| | Total | Granted | Refused | Total | Granted | Refused | Total | Granted | Refused |
| Metropolitan Police continued | | | | | | | | | |
| New Spelthorne | 285 | 256 | 29 | 63 | 63 | — | 3 | 1 | 2 |
| Old Street | 1,580 | 1,188 | 392 | 389 | 336 | 53 | 11 | — | 11 |
| Richmond-upon-Thames | 619 | 554 | 65 | 183 | 183 | — | — | — | — |
| South Mimms | 176 | 135 | 41 | 57 | 57 | — | 8 | 8 | — |
| South Western | 2,358 | 2,099 | 259 | 738 | 708 | 30 | 58 | 48 | 10 |
| Staines and Sunbury | 221 | 179 | 42 | 97 | 97 | — | 10 | 10 | — |
| Sutton | 207 | 190 | 17 | 70 | 70 | — | 5 | 5 | — |
| Thames | 1,819 | 1,320 | 499 | 418 | 418 | — | 2 | 2 | — |
| Tower Bridge | 1,043 | 950 | 93 | 315 | 315 | — | 13 | 7 | 6 |
| Uxbridge | 1,088 | 1,019 | 69 | 92 | 88 | 4 | 11 | 11 | — |
| Wallington | 555 | 512 | 43 | 160 | 160 | — | 15 | 15 | — |
| Waltham Forest | 1,566 | 1,443 | 123 | 402 | 402 | — | 25 | 25 | — |
| Watford | 877 | 861 | 16 | 222 | 222 | — | 14 | 14 | — |
| Wells Street | 341 | 286 | 55 | 124 | 124 | — | 18 | 17 | 1 |
| West London (Southcombe Street) | 2,464 | 2,348 | 116 | 679 | 678 | 1 | 33 | 32 | 1 |
| West London (Walton Street) | 30 | 13 | 17 | — | — | — | 5 | 1 | 4 |
| Willesden | 1,122 | 813 | 309 | 314 | 314 | — | 3 | 3 | — |
| Wimbledon | 394 | 365 | 29 | 143 | 143 | — | 4 | 4 | — |
| Woolwich | 693 | 621 | 72 | 254 | 249 | 5 | 10 | 10 | — |
| Total | 52,920 | 47,435 | 5,485 | 14,943 | 14,733 | 210 | 831 | 737 | 94 |
| Norfolk | | | | | | | | | |
| Blfield and Walsham | 986 | 901 | 85 | 361 | 361 | — | 7 | 5 | 2 |
| Depwade | | | | | | | | | |
| Loddon and Clavering | | | | | | | | | |
| Norwich | 86 | 81 | 5 | 28 | 28 | — | 6 | 6 | — |
| Taverham | | | | | | | | | |
| Cromer North and South | | | | | | | | | |
| Erpingham | 360 | 348 | 12 | 111 | 111 | — | 10 | 8 | 2 |
| Diss | | | | | | | | | |
| East Dereham | | | | | | | | | |
| Swaffham | 531 | 495 | 36 | 73 | 73 | — | 23 | 18 | 5 |
| Thetford | | | | | | | | | |
| Wymondham | | | | | | | | | |
| Downham Market | 41 | 38 | 3 | 8 | 8 | — | 2 | 2 | — |
| Hunstanton | | | | | | | | | |
| King's Lynn | | | | | | | | | |
| Fakenham | 575 | 553 | 22 | 214 | 214 | — | 7 | 6 | 1 |
| Holt | | | | | | | | | |
| Great Yarmouth | | | | | | | | | |
| North Walsham | 35 | 34 | 1 | 14 | 14 | — | 2 | 2 | — |
| Total | 2,614 | 2,450 | 164 | 809 | 809 | — | 57 | 47 | 10 |
| Northamptonshire | | | | | | | | | |
| Brackley | 46 | 42 | 4 | 11 | 11 | — | — | — | — |
| Corby | 497 | 420 | 77 | 141 | 141 | — | 20 | 20 | — |
| Daventry | 167 | 152 | 15 | 44 | 44 | — | 2 | 2 | — |
| Kettering | 290 | 242 | 48 | 94 | 94 | — | 21 | 19 | 2 |
| Mid-Northants | 61 | 58 | 3 | 26 | 26 | — | 1 | 1 | — |
| Northampton | 957 | 838 | 119 | 528 | 528 | — | 3 | 3 | — |
| Oundle and Thrapston | 33 | 22 | 11 | 10 | 10 | — | — | — | — |
| Towcester | 65 | 60 | 5 | 17 | 17 | — | 1 | 1 | — |
| Wellingborough | 346 | 297 | 49 | 103 | 103 | — | 9 | 9 | — |
| Total | 2,462 | 2,131 | 331 | 974 | 974 | — | 57 | 55 | 2 |

TABLE XXII—LEGAL AID GRANTED OR REFUSED
BY MAGISTRATES' COURTS

By Police Force Area and Petty Sessional Division

Number of applications

| Police Force Area | LEGAL AID FOR LEGAL REPRESENTATION AT:— | | | | | | | | |
|---------------------------|---|--------------|--------------|--|--------------|----------|------------|------------|-----------|
| | Magistrates' courts proceedings | | | The Crown Court proceedings other than appeals | | | Appeals | | |
| | Total | Granted | Refused | Total | Granted | Refused | Total | Granted | Refused |
| Northumbria | | | | | | | | | |
| Bamburgh Ward | | | | | | | | | |
| East Coquetdale Ward | | | | | | | | | |
| West Coquetdale Ward | 135 | 123 | 12 | 18 | 18 | — | 1 | 1 | — |
| Bellingham | 11 | 11 | — | 3 | 3 | — | — | — | — |
| Berwick-upon-Tweed | 63 | 62 | 1 | 14 | 14 | — | — | — | — |
| Blyth Valley | 316 | 316 | — | 92 | 91 | 1 | 7 | 7 | — |
| Gateshead | 1,411 | 1,342 | 69 | 371 | 371 | — | 11 | 11 | — |
| Glendale Ward | 4 | 4 | — | 1 | 1 | — | — | — | — |
| Hexham | 130 | 130 | — | 22 | 22 | — | 6 | 6 | — |
| Houghton-le-Spring | 312 | 297 | 15 | 98 | 98 | — | 5 | 5 | — |
| Morpeth Ward | 117 | 115 | 2 | 32 | 32 | — | 4 | 4 | — |
| Newcastle-upon-Tyne | 2,592 | 1,953 | 639 | 977 | 977 | — | 19 | 14 | 5 |
| North Tyneside | 883 | 801 | 82 | 208 | 208 | — | 17 | 17 | — |
| South Tyneside | 1,085 | 982 | 103 | 209 | 209 | — | 17 | 15 | 2 |
| Sunderland | 1,644 | 1,565 | 79 | 878 | 878 | — | 25 | 19 | 6 |
| Wansbeck | 222 | 220 | 2 | 40 | 40 | — | — | — | — |
| Total | 8,925 | 7,921 | 1,004 | 2,963 | 2,962 | 1 | 112 | 99 | 13 |
| North Yorkshire | | | | | | | | | |
| Allertonshire | 63 | 59 | 4 | 17 | 17 | — | 1 | 1 | — |
| Buckrose | 1 | 1 | — | — | — | — | — | — | — |
| Bulmer East | 43 | 43 | — | 5 | 5 | — | 1 | 1 | — |
| Bulmer West | | | | | | | | | |
| Birdforth | | | | | | | | | |
| Hellikeld | 81 | 79 | 2 | 16 | 16 | — | 2 | 2 | — |
| Ryedale | | | | | | | | | |
| Claro | 374 | 350 | 24 | 106 | 106 | — | 4 | 4 | — |
| Gilling East | 23 | 17 | 6 | 4 | 4 | — | — | — | — |
| Hang East | 41 | 41 | — | 8 | 8 | — | 2 | 2 | — |
| Hang West | 18 | 17 | 1 | 1 | 1 | — | 1 | 1 | — |
| Malton | 40 | 36 | 4 | 6 | 6 | — | — | — | — |
| Richmond and Gilling West | 117 | 107 | 10 | 30 | 30 | — | — | — | — |
| Ripon Liberty | 75 | 70 | 5 | 22 | 22 | — | 3 | 3 | — |
| Scarborough | 467 | 438 | 29 | 118 | 118 | — | 2 | 20 | — |
| Selby | 121 | 110 | 11 | 24 | 24 | — | 1 | 1 | — |
| Staincliffe | 95 | 74 | 21 | 14 | 14 | — | 1 | 1 | — |
| Stokesley | 29 | 26 | 3 | 10 | 10 | — | — | — | — |
| Whitby Strand | 94 | 91 | 3 | 17 | 17 | — | 5 | 5 | — |
| York | 445 | 422 | 23 | 112 | 112 | — | 9 | 7 | 2 |
| Total | 2,127 | 1,981 | 146 | 510 | 510 | — | 50 | 48 | 2 |
| Nottinghamshire | | | | | | | | | |
| Bingham | 57 | 55 | 2 | 14 | 14 | — | 2 | 2 | — |
| East Retford | 326 | 306 | 20 | 59 | 59 | — | 3 | 3 | — |
| Mansfield (Borough) | 599 | 573 | 26 | 161 | 161 | — | 7 | 7 | — |
| Mansfield (County) | 623 | 591 | 32 | 161 | 161 | — | 4 | 4 | — |
| Newark | 175 | 165 | 10 | 24 | 24 | — | 8 | 8 | — |
| Nottingham (City) | 4,347 | 4,163 | 184 | 994 | 991 | 3 | 46 | 46 | — |
| Nottingham (County) | 1,138 | 1,029 | 109 | 273 | 272 | 1 | 26 | 25 | 1 |
| Southwell | 42 | 38 | 4 | 12 | 12 | — | 2 | 2 | — |
| Worksop | 546 | 518 | 28 | 95 | 95 | — | 12 | 9 | 3 |
| Total | 7,853 | 7,438 | 415 | 1,793 | 1,789 | 4 | 110 | 106 | 4 |

TABLE XXII—LEGAL AID GRANTED OR REFUSED
BY MAGISTRATES' COURTS

by Police Force Area and Petty Sessional Division

Number of applications

| Police Force Area | LEGAL AID FOR LEGAL REPRESENTATION AT:— | | | | | | | | |
|------------------------|---|--------------|------------|--|--------------|----------|-----------|-----------|----------|
| | Magistrates' courts proceedings | | | The Crown Court proceedings other than appeals | | | Appeals | | |
| | Total | Granted | Refused | Total | Granted | Refused | Total | Granted | Refused |
| South Yorkshire | | | | | | | | | |
| Barnsley | 2,085 | 1,984 | 101 | 671 | 671 | — | 19 | 19 | — |
| Doncaster | 1,050 | 777 | 273 | 130 | 130 | — | 11 | 11 | — |
| Rotherham | 1,353 | 1,292 | 63 | 343 | 343 | — | 3 | 3 | — |
| Sheffield | 2,443 | 2,184 | 259 | 1,120 | 1,120 | — | — | — | — |
| Total | 6,933 | 6,237 | 696 | 2,264 | 2,264 | — | 33 | 33 | — |
| Staffordshire | | | | | | | | | |
| Burton-upon-Trent | 420 | 398 | 22 | 93 | 93 | — | 6 | 5 | 1 |
| Canooch | 276 | 205 | 71 | 76 | 76 | — | 6 | 5 | — |
| Cheadle | 55 | 53 | 2 | 12 | 13 | — | — | — | — |
| Leek | 200 | 198 | 2 | 46 | 46 | — | 10 | 10 | — |
| Lichfield | 307 | 294 | 13 | 48 | 48 | — | 1 | 1 | — |
| Newcastle-under-Lyme | 400 | 374 | 27 | 106 | 106 | — | 8 | 8 | — |
| Pirehill North | 149 | 143 | 6 | 32 | 32 | — | 12 | 12 | — |
| Rugeley | 104 | 77 | 27 | 33 | 33 | — | 2 | 2 | — |
| Seisdon | 48 | 48 | — | 24 | 24 | — | 1 | 1 | — |
| Stoke-on-Trent | 2,175 | 2,145 | 30 | 398 | 398 | — | 28 | 28 | — |
| Stone | | | | | | | | | |
| Eccleshall | 477 | 469 | 8 | 131 | 131 | — | 12 | 12 | — |
| Stafford | | | | | | | | | |
| Tamworth | 247 | 227 | 20 | 66 | 66 | — | 4 | 4 | — |
| Uttoxeter | 49 | 45 | 4 | 7 | 7 | — | 1 | 1 | — |
| Total | 4,907 | 4,676 | 231 | 1,073 | 1,073 | — | 91 | 89 | 2 |
| Suffolk | | | | | | | | | |
| Beccles | 320 | 290 | 30 | 93 | 93 | — | 10 | 10 | — |
| Blything | | | | | | | | | |
| Lowestoft | 158 | 155 | 3 | 38 | 38 | — | 3 | 3 | — |
| Felixstowe | 50 | 49 | 1 | 9 | 9 | — | — | — | — |
| Hartismere | 989 | 855 | 134 | 200 | 200 | — | 18 | 18 | — |
| Ipswich | 79 | 69 | 10 | 24 | 24 | — | 1 | 1 | — |
| Lackford | 55 | 54 | 1 | 2 | 2 | — | — | — | — |
| Newmarket | 91 | 85 | 6 | 14 | 14 | — | 4 | 4 | — |
| Orwell | 78 | 72 | 6 | 7 | 7 | — | — | — | — |
| Risbridge | 128 | 122 | 6 | 35 | 35 | — | 5 | 4 | 1 |
| St. Edmundsbury | 63 | 62 | 1 | 11 | 11 | — | 1 | 1 | — |
| Stow | 121 | 118 | 3 | 20 | 20 | — | 1 | 1 | — |
| Sudbury and Cosford | 128 | 121 | 7 | 18 | 18 | — | 4 | 4 | — |
| Woodbridge | | | | | | | | | |
| Total | 2,260 | 2,052 | 208 | 471 | 471 | — | 47 | 46 | 1 |
| Surrey | | | | | | | | | |
| Chertsey | 186 | 173 | 13 | 58 | 58 | — | — | — | — |
| Farnham | 475 | 400 | 75 | 134 | 133 | 1 | 12 | 10 | 2 |
| Godstone | 202 | 191 | 11 | 59 | 59 | — | — | — | — |
| Guildford | 505 | 450 | 55 | 138 | 138 | — | 5 | 5 | — |
| Reigate | 288 | 235 | 53 | 54 | 54 | — | 8 | 3 | 5 |
| Woking | 296 | 278 | 18 | 94 | 94 | — | 7 | 7 | — |
| Total | 1,952 | 1,727 | 225 | 537 | 536 | 1 | 32 | 25 | 7 |

TABLE XXII—LEGAL AID GRANTED OR REFUSED
BY MAGISTRATES' COURTS

By Police Force Area and Petty Sessional Division

Number of applications

| Police Force Area | LEGAL AID FOR LEGAL REPRESENTATION AT:— | | | | | | | | |
|-------------------------|---|--------------|------------|--|--------------|----------|------------|------------|-----------|
| | Magistrates' courts proceedings | | | The Crown Court proceedings other than appeals | | | Appeals | | |
| | Total | Granted | Refused | Total | Granted | Refused | Total | Granted | Refused |
| Sussex | | | | | | | | | |
| Arundel | 261 | 235 | 26 | 69 | 69 | — | 4 | 4 | — |
| Battle and Rye | 50 | 45 | 5 | 27 | 27 | — | — | — | — |
| Bexhill | 70 | 65 | 5 | 24 | 24 | — | — | — | — |
| Brighton | 1,645 | 1,360 | 285 | 404 | 404 | — | 12 | 9 | 3 |
| Chichester | 524 | 498 | 26 | 106 | 106 | — | 6 | 4 | 2 |
| Crawley | 478 | 449 | 29 | 57 | 57 | — | 8 | 8 | — |
| Cròwborough | 78 | 66 | 12 | 21 | 21 | — | 1 | 1 | — |
| Eastbourne | 304 | 302 | 2 | 81 | 81 | — | 8 | 8 | — |
| Hailsham | 132 | 110 | 22 | 43 | 43 | — | 5 | 4 | 1 |
| Hastings | 361 | 289 | 72 | 99 | 99 | — | 10 | 8 | 2 |
| Horsham | 156 | 147 | 9 | 33 | 33 | — | 3 | 3 | — |
| Hove | 311 | 266 | 45 | 94 | 94 | — | 11 | 11 | — |
| Lewes | 276 | 263 | 13 | 77 | 77 | — | 7 | 7 | — |
| Midhurst and Petworth | 53 | 52 | 1 | 7 | 7 | — | — | — | — |
| Mid-Sussex | 275 | 262 | 13 | 50 | 50 | — | — | — | — |
| Steyning | 147 | 127 | 20 | 48 | 39 | 9 | 2 | 2 | — |
| Worthing | 283 | 228 | 55 | 76 | 76 | — | 8 | 7 | 1 |
| Total | 5,404 | 4,764 | 640 | 1,316 | 1,307 | 9 | 85 | 76 | 9 |
| Thames Valley | | | | | | | | | |
| Abingdon (Borough) | 98 | 98 | — | 31 | 31 | — | 2 | 2 | — |
| Abingdon (County) | 72 | 72 | — | 27 | 27 | — | — | — | — |
| Amersham | 78 | 76 | 2 | 32 | 32 | — | 3 | 3 | — |
| Aylesbury | 230 | 208 | 22 | 70 | 70 | — | 3 | 7 | — |
| Bampton East | 128 | 120 | 8 | 14 | 14 | — | 7 | 3 | — |
| Bampton West | 33 | 32 | 1 | 2 | 2 | — | 2 | — | — |
| Bicester | 128 | 122 | 6 | 20 | 20 | — | — | — | — |
| Bradfield and Sonning | 187 | 165 | 22 | 63 | 63 | — | — | — | — |
| Brill | 14 | 14 | — | 12 | 12 | — | — | — | — |
| Buckingham | 34 | 33 | 1 | 13 | 13 | — | 1 | 1 | — |
| Burnham | 299 | 280 | 19 | 81 | 81 | — | 12 | 12 | — |
| Bullingdon | 176 | 169 | 7 | 42 | 42 | — | — | — | — |
| Chesham | 89 | 86 | 3 | 41 | 41 | — | 2 | 1 | 1 |
| Chipping Norton | 40 | 33 | 7 | 7 | 7 | — | — | — | — |
| Faringdon | 52 | 48 | 4 | 15 | 15 | — | — | — | — |
| Fenny Stratford | 251 | 236 | 15 | 49 | 49 | — | — | — | — |
| Forest | 450 | 409 | 41 | 114 | 114 | — | 21 | 16 | 5 |
| Henley | 92 | 85 | 7 | 25 | 25 | — | 3 | 3 | — |
| Hungerford and Lambourn | 27 | 26 | 1 | 4 | 4 | — | — | — | — |
| High Wycombe | | | | | | | | | |
| Marlow | 549 | 509 | 40 | 152 | 152 | — | 9 | 9 | — |
| Wycombe County | | | | | | | | | |
| Linslade | 17 | 16 | 1 | 2 | 2 | — | — | — | — |
| Maidenhead | 301 | 286 | 15 | 109 | 109 | — | 3 | 2 | 1 |
| Moreton and Wallingford | 104 | 98 | 6 | 23 | 23 | — | — | — | — |
| Newbury | 380 | 354 | 26 | 62 | 62 | — | — | — | — |
| Newport Pagnell | 60 | 60 | — | 22 | 22 | — | — | — | — |
| New Windsor | 157 | 146 | 11 | 34 | 34 | — | 3 | 3 | — |
| North Oxfordshire | 263 | 224 | 39 | 31 | 31 | — | 2 | 2 | — |
| Oxford | 1,507 | 1,293 | 214 | 346 | 346 | — | 20 | 17 | 3 |
| Reading | 1,262 | 1,230 | 32 | 347 | 347 | — | 16 | 16 | — |
| Slough | 662 | 575 | 87 | 249 | 242 | 7 | 43 | 43 | — |
| Stony Stratford | 95 | 95 | — | 4 | 4 | — | 1 | 1 | — |
| Wantage | 30 | 27 | 3 | 10 | 10 | — | 1 | 1 | — |
| Watlington | 29 | 27 | 2 | 10 | 10 | — | — | — | — |
| Windsor (County) | 51 | 48 | 3 | 24 | 24 | — | 1 | 1 | — |
| Winslow | 9 | — | — | — | — | — | — | — | — |
| Woodstock | 84 | 82 | 2 | 17 | 17 | — | 1 | 1 | — |
| Total | 8,038 | 7,391 | 647 | 2,104 | 2,097 | 7 | 159 | 149 | 10 |

TABLE XXII—LEGAL AID GRANTED OR REFUSED
BY MAGISTRATES' COURTS

by Police Force Area and Petty Sessional Division

Number of applications

| Police Force Area | LEGAL AID FOR LEGAL REPRESENTATION AT:— | | | | | | | | |
|-------------------------|---|---------------|--------------|--|--------------|-----------|------------|------------|-----------|
| | Magistrates' courts proceedings | | | The Crown Court proceedings other than appeals | | | Appeals | | |
| | Total | Granted | Refused | Total | Granted | Refused | Total | Granted | Refused |
| Warwickshire | | | | | | | | | |
| Alcester | 22 | 21 | 1 | 5 | 5 | — | — | — | — |
| Atherstone | 125 | 103 | 22 | 31 | 31 | — | 3 | 2 | 1 |
| Kington | 11 | 8 | 3 | 5 | 5 | — | — | — | — |
| Nucleon | 375 | 335 | 40 | 139 | 139 | — | 2 | 1 | 1 |
| Rugby | 326 | 293 | 33 | 68 | 68 | — | 4 | 4 | — |
| Shipston-on-Stour | 8 | 8 | — | — | — | — | 1 | 1 | — |
| Souham | 17 | 17 | — | 9 | 9 | — | 1 | 1 | — |
| Stratford-upon-Avon | 111 | 110 | 1 | 24 | 24 | — | 1 | 1 | — |
| Warwick | 326 | 274 | 52 | 87 | 87 | — | 1 | 1 | — |
| Total | 1,321 | 1,169 | 152 | 368 | 368 | — | 13 | 11 | 2 |
| West Mercia | | | | | | | | | |
| Bridgnorth | 72 | 72 | — | 12 | 12 | — | 1 | 1 | — |
| Bromsgrove | 140 | 133 | 7 | 29 | 28 | 1 | — | — | — |
| Bromyard | 17 | 17 | — | 7 | 7 | — | — | — | — |
| Dore and Bredwardine | 12 | 11 | 1 | 7 | 7 | — | — | — | — |
| Drayton | 98 | 89 | 9 | 11 | 11 | — | — | — | — |
| Droitwich | 89 | 74 | 15 | 21 | 21 | — | — | — | — |
| Eversham | 58 | 58 | — | 18 | 18 | — | — | — | — |
| Hereford (Borough) | 224 | 198 | 26 | 48 | 48 | — | 12 | 11 | 1 |
| Hereford (County) | 58 | 51 | 7 | 33 | 33 | — | — | — | — |
| Kidderminster | | | | | | | | | |
| Bewdley (Borough) | 403 | 390 | 13 | 101 | 101 | — | 7 | 7 | — |
| Hundred House | | | | | | | | | |
| Stourport | | | | | | | | | |
| Kington | 8 | 8 | — | 1 | 1 | — | — | — | — |
| Ledbury | 36 | 34 | 2 | 23 | 23 | — | — | — | — |
| Leominster and Wigmore | 31 | 28 | 3 | 12 | 12 | — | — | — | — |
| Ludlow | 93 | 87 | 6 | 4 | 4 | — | 1 | — | 1 |
| Malvern | 62 | 53 | 9 | 17 | 17 | — | 2 | — | 2 |
| Oswestry | 119 | 117 | 2 | 33 | 33 | — | 1 | 1 | — |
| Pershore | 39 | 39 | — | 8 | 8 | — | 1 | 1 | — |
| Redditch | 277 | 210 | 7 | 64 | 64 | — | 2 | 2 | — |
| Ross | 61 | 51 | 10 | 15 | 15 | — | — | — | — |
| Shifnal | | | | | | | | | |
| The Wrekin | 360 | 327 | 33 | 129 | 126 | 3 | 19 | 19 | — |
| Shrewsbury | 356 | 339 | 17 | 59 | 59 | — | 5 | 5 | — |
| Tenbury | 9 | 9 | — | 1 | 1 | — | — | — | — |
| Upton-on-Severn | 19 | 16 | 3 | 6 | 6 | — | — | — | — |
| Wenlock | 168 | 164 | 4 | 54 | 54 | — | 2 | 2 | — |
| Worcester (City) | 560 | 519 | 41 | 116 | 116 | — | 8 | 7 | 1 |
| Worcester (County) | 99 | 93 | 6 | 24 | 24 | — | 1 | 1 | — |
| Total | 3,408 | 3,187 | 221 | 853 | 849 | 4 | 62 | 57 | 5 |
| West Midlands | | | | | | | | | |
| Aldridge and Brownhills | 165 | 154 | 11 | 43 | 43 | — | 3 | 3 | — |
| Birmingham | 7,081 | 6,747 | 334 | 1,873 | 1,871 | 2 | 109 | 101 | 8 |
| Coventry | 1,120 | 1,078 | 42 | 416 | 416 | — | — | — | — |
| Dudley | 507 | 389 | 118 | 202 | 201 | 1 | 6 | 5 | 1 |
| Halesowen | 196 | 194 | 2 | 59 | 59 | — | 1 | 1 | — |
| Solihull | 589 | 541 | 48 | 96 | 96 | — | 7 | 7 | — |
| Stourbridge | 176 | 174 | 2 | 34 | 34 | — | 4 | 4 | — |
| Sutton Coldfield | 396 | 395 | 1 | 82 | 82 | — | 19 | 19 | — |
| Warley | 559 | 406 | 153 | 151 | 141 | 10 | 11 | 7 | 4 |
| Walsall | 912 | 882 | 30 | 235 | 235 | — | 17 | 17 | — |
| West Bromwich | 771 | 726 | 45 | 209 | 209 | — | 28 | 28 | — |
| Wolverhampton | 1,891 | 1,674 | 217 | 717 | 717 | — | 4 | 4 | — |
| Total | 14,363 | 13,360 | 1,003 | 4,117 | 4,104 | 13 | 209 | 196 | 13 |

TABLE XXII—LEGAL AID GRANTED OR REFUSED
BY MAGISTRATES' COURTS

by Police Force Area and Petty Sessional Division

Number of applications

| Police Force Area | LEGAL AID FOR LEGAL REPRESENTATION AT:— | | | | | | | | |
|----------------------|---|---------|---------|--|---------|---------|---------|---------|---------|
| | Magistrates' courts proceedings | | | The Crown Court proceedings other than appeals | | | Appeals | | |
| | Total | Granted | Refused | Total | Granted | Refused | Total | Granted | Refused |
| West Yorkshire | | | | | | | | | |
| Batley | 227 | 221 | 6 | 77 | 77 | — | 3 | 3 | — |
| Bradford | 3,707 | 3,513 | 194 | 787 | 787 | — | 73 | 68 | 5 |
| Brighouse | 128 | 127 | 1 | 32 | 32 | — | 3 | 3 | — |
| Calder | 130 | 121 | 9 | 35 | 35 | — | 1 | 1 | — |
| Dewsbury | 565 | 554 | 11 | 195 | 195 | — | 11 | 10 | 1 |
| Halifax | 574 | 532 | 42 | 12 | 12 | — | 3 | 2 | 1 |
| Huddersfield | 1,109 | 909 | 200 | 434 | 433 | 1 | 25 | 25 | — |
| Keighley | 745 | 701 | 44 | 79 | 79 | — | 12 | 12 | — |
| Leeds | 6,647 | 6,493 | 154 | 1,772 | 1,765 | 7 | 75 | 75 | — |
| Morley | 184 | 165 | 19 | 59 | 59 | — | 4 | 4 | — |
| Pontefract | 672 | 606 | 66 | 172 | 172 | — | 4 | 4 | — |
| Pudsey and Otley | 219 | 210 | 9 | 87 | 87 | — | 1 | 1 | — |
| Skyrack and Wetherby | 222 | 190 | 32 | 78 | 78 | — | 6 | 6 | — |
| Todmorden | 106 | 102 | 4 | 28 | 28 | — | 3 | 3 | — |
| Wakefield | 927 | 911 | 16 | 249 | 249 | — | 21 | 21 | — |
| Total | 16,162 | 15,355 | 807 | 4,096 | 4,088 | 8 | 245 | 238 | 7 |
| Wiltshire | | | | | | | | | |
| Bradford | 27 | 27 | — | 9 | 9 | — | — | — | — |
| Calne | 57 | 55 | 2 | 2 | 2 | — | 1 | 1 | — |
| Chippenham | 209 | 192 | 17 | 38 | 38 | — | — | — | — |
| Cricklade | 44 | 42 | 2 | 17 | 17 | — | 10 | 10 | — |
| Devizes | 52 | 52 | — | 12 | 12 | — | — | — | — |
| Everley and Pewsey | 39 | 38 | 1 | 11 | 11 | — | 3 | 3 | — |
| Malmesbury | 23 | 20 | 3 | 4 | 4 | — | 2 | 2 | — |
| Marlborough | 49 | 48 | 1 | 15 | 15 | — | — | — | — |
| Melksham | 61 | 61 | — | 9 | 9 | — | 2 | 2 | — |
| Salisbury | 593 | 571 | 22 | 90 | 90 | — | 5 | 5 | — |
| Swindon | 613 | 468 | 145 | 222 | 221 | 1 | 11 | 11 | — |
| Tisbury and Mere | 19 | 17 | 2 | 7 | 7 | — | 4 | 4 | — |
| Trowbridge | 125 | 125 | — | 20 | 20 | — | — | — | — |
| Warminster | 98 | 98 | — | 22 | 22 | — | 1 | 1 | — |
| Westbury | 40 | 40 | — | 6 | 6 | — | 2 | 2 | — |
| Whorwellsdown | 3 | 3 | — | 1 | 1 | — | — | — | — |
| Total | 2,052 | 1,857 | 195 | 485 | 484 | 1 | 41 | 33 | 8 |
| England | 257,691 | 234,744 | 22,947 | 66,389 | 66,054 | 335 | 4,113 | 3,777 | 336 |

TABLE XXII—LEGAL AID GRANTED OR REFUSED
BY MAGISTRATES' COURTS

by Police Force Area and Petty Sessional Division

Number of applications

| Police Force Area | LEGAL AID FOR LEGAL REPRESENTATION AT:— | | | | | | | | |
|-------------------|---|---------|---------|--|---------|---------|---------|---------|---------|
| | Magistrates' courts proceedings | | | The Crown Court proceedings other than appeals | | | Appeals | | |
| | Total | Granted | Refused | Total | Granted | Refused | Total | Granted | Refused |
| Dyfed—Powys | | | | | | | | | |
| Aberaeron | 23 | 23 | — | 14 | 14 | — | — | — | — |
| Aberystwyth | 116 | 115 | 1 | 11 | 11 | — | 2 | 2 | — |
| Amman Valley | 71 | 66 | 5 | 22 | 22 | — | 3 | 3 | — |
| Brecon | 33 | 32 | 1 | 2 | 2 | — | — | — | — |
| Builth | 4 | 4 | — | — | — | — | — | — | — |
| Cardigan | 25 | 25 | — | 11 | 11 | — | — | — | — |
| Carmarthen | 90 | 84 | 6 | 16 | 16 | — | 2 | 2 | — |
| Cemaes | 26 | 26 | — | 3 | 3 | — | 1 | 1 | — |
| Colwyn | 2 | 1 | 1 | 1 | 1 | — | — | — | — |
| Crickhowell | 18 | 14 | 4 | 4 | 4 | — | 2 | 2 | — |
| Dewsland | 8 | 8 | — | — | — | — | — | — | — |
| Defynock | 2 | 2 | — | 1 | 1 | — | — | — | — |
| Doythour | — | — | — | — | — | — | — | — | — |
| Fishguard | 34 | 34 | — | 10 | 9 | 1 | — | — | — |
| Haverfordwest | 141 | 127 | 14 | 22 | 22 | — | 3 | 1 | 2 |
| Knighton | 4 | 4 | — | 2 | 2 | — | 1 | 1 | — |
| Lampeter | 18 | 18 | — | 3 | 3 | — | — | — | — |
| Llandello | 11 | 11 | — | 4 | 4 | — | 1 | — | 1 |
| Llandovery | 18 | 15 | 3 | 7 | 7 | — | — | — | — |
| Llandrindod Wells | 22 | 21 | 1 | 2 | 2 | — | — | — | — |
| Llandyssul | 2 | 2 | — | — | — | — | — | — | — |
| Llanelli | 296 | 288 | 8 | 88 | 88 | — | 4 | 4 | — |
| Llanfyllin | 2 | 2 | — | 1 | 1 | — | — | — | — |
| Llanidloes | 6 | 6 | — | 1 | 1 | — | — | — | — |
| Machynlleth | 11 | 11 | — | 3 | 3 | — | — | — | — |
| Mathrafal | — | — | — | — | — | — | — | — | — |
| Millford Haven | 70 | 64 | 6 | 15 | 15 | — | — | — | — |
| Montgomery | 3 | 3 | — | 1 | 1 | — | — | — | — |
| Narberth | 18 | 18 | — | 5 | 5 | — | — | — | — |
| Newcastle Emlyn | 11 | 11 | — | 7 | 7 | — | 1 | 1 | — |
| New Radnor | 2 | 2 | — | — | — | — | — | — | — |
| Newtown | 15 | 15 | — | 4 | 4 | — | 1 | 1 | — |
| Paincastle | 3 | 3 | — | — | — | — | — | — | — |
| Pembroke | 126 | 126 | — | 30 | 30 | — | — | — | — |
| Pencader | 8 | 8 | — | 6 | 6 | — | — | — | — |
| Presteigne | 6 | 5 | 1 | 3 | 3 | — | — | — | — |
| Rhayader | 8 | 8 | — | 1 | 1 | — | 1 | 1 | — |
| Rhydewis | 3 | 3 | — | — | — | — | — | — | — |
| St. Clears | 5 | 4 | 1 | — | — | — | — | — | — |
| Talgarth | 12 | 11 | 1 | 1 | 1 | — | — | — | — |
| Tenby | 85 | 83 | 2 | 14 | 14 | — | 5 | 5 | — |
| Tregaron | 5 | 5 | — | 2 | 2 | — | 1 | 1 | — |
| Weishpool | 18 | 18 | — | 4 | 4 | — | — | — | — |
| Whitland | 10 | 9 | 1 | 2 | 2 | — | 1 | 1 | — |
| Ystradgynlais | 45 | 45 | — | 4 | 4 | — | 1 | 1 | — |
| Total | 1,436 | 1,380 | 56 | 327 | 326 | 1 | 30 | 27 | 3 |

TABLE XXII—LEGAL AID GRANTED OR REFUSED
BY MAGISTRATES' COURTS

by Police Force Area and Petty Sessional Division

Number of applications

| Police Force Area | LEGAL AID FOR LEGAL REPRESENTATION AT:— | | | | | | | | |
|--------------------------|---|----------------|---------------|--|---------------|------------|--------------|--------------|------------|
| | Magistrates' courts proceedings | | | The Crown Court proceedings other than appeals | | | Appeals | | |
| | Total | Granted | Refused | Total | Granted | Refused | Total | Granted | Refused |
| Gwent | | | | | | | | | |
| Abergavenny | 93 | 92 | 1 | 22 | 22 | — | 2 | 2 | — |
| Bedwelty | 774 | 612 | 162 | 147 | 147 | — | 8 | 7 | 1 |
| Caerleon | 97 | 76 | 21 | 24 | 24 | — | — | — | — |
| Chepstow | 126 | 112 | 14 | 14 | 26 | — | — | — | — |
| Monmouth | 58 | 47 | 11 | 13 | 13 | — | — | — | — |
| Newport | 1,549 | 1,286 | 263 | 304 | 304 | — | 15 | 15 | — |
| Pontypool | 164 | 131 | 33 | 43 | 43 | — | — | — | — |
| Raglan | — | — | — | 2 | 2 | — | — | — | — |
| Skenfrith | 1 | 1 | — | 2 | 2 | — | — | — | — |
| Trelleck | — | — | — | — | — | — | — | — | — |
| Usk | 17 | 15 | 2 | 4 | 4 | — | — | — | — |
| Total | 2,879 | 2,372 | 507 | 587 | 587 | — | 25 | 24 | 1 |
| North Wales | | | | | | | | | |
| Ardudwy-is-Artro | 26 | 23 | 3 | 3 | 3 | — | 1 | 1 | — |
| Ardudwy-uwch-Artro | 68 | 68 | — | 7 | 7 | — | — | — | — |
| Bangor | 171 | 171 | — | 29 | 29 | — | — | — | — |
| Berwyn | 81 | 81 | — | 7 | 7 | — | 1 | 1 | — |
| Caernarvon | 190 | 190 | — | 20 | 20 | — | 2 | 2 | — |
| Gwyrfa | — | — | — | — | — | — | — | — | — |
| Colwyn | 225 | 223 | 2 | 39 | 39 | — | 5 | 5 | — |
| Conwy and Llandudno | 167 | 164 | 3 | 19 | 19 | — | — | — | — |
| Dyffryn Clwyd | 94 | 88 | 6 | 11 | 11 | — | 1 | 1 | — |
| Eifionydd | 35 | 35 | — | 1 | 1 | — | 1 | 1 | 1 |
| Estimanner | 39 | 38 | 1 | 6 | 6 | — | 1 | 1 | — |
| Flint | 232 | 216 | 16 | 27 | 27 | — | — | — | — |
| Hawarden | 170 | 164 | 6 | 12 | 12 | — | 4 | 4 | — |
| Mold | 208 | 204 | 4 | 20 | 20 | — | 4 | 4 | — |
| Nant Conwy | 19 | 19 | — | 2 | 2 | — | — | — | — |
| North Anglesey | 208 | 194 | 14 | 27 | 27 | — | 1 | 1 | — |
| South Anglesey | — | — | — | — | — | — | — | — | — |
| Penllyn | 48 | 48 | — | 4 | 4 | — | — | — | — |
| Pwllheli | 100 | 86 | 14 | 11 | 11 | — | — | — | — |
| Rhuddlan | 378 | 337 | 41 | 52 | 52 | — | 4 | 4 | — |
| Talybont | 11 | 11 | — | — | — | — | 3 | 3 | — |
| Wrexham Maelor | 702 | 692 | 10 | 145 | 145 | — | 7 | 7 | — |
| Total | 3,172 | 3,052 | 120 | 442 | 442 | — | 35 | 34 | 1 |
| South Wales | | | | | | | | | |
| Afan | 297 | 258 | 39 | 67 | 67 | — | 8 | 8 | — |
| Cardiff | 3,096 | 2,750 | 346 | 524 | 512 | 12 | 17 | 9 | 8 |
| Cynon Valley | 381 | 380 | 1 | 72 | 72 | — | 2 | 2 | — |
| Lliw Valley | 133 | 131 | 2 | 44 | 44 | — | 1 | 1 | — |
| Lower Rhymney Valley | 438 | 325 | 113 | 86 | 85 | 1 | 8 | 5 | — |
| Merthyr Tydfil | 500 | 485 | 15 | 93 | 93 | — | 1 | 1 | — |
| Miskin | 1,243 | 1,183 | 60 | 199 | 199 | — | 15 | 15 | 3 |
| Neath | 337 | 303 | 34 | 93 | 93 | — | 3 | 3 | — |
| Newcastle and Ogmore | 484 | 340 | 144 | 121 | 113 | 8 | 17 | 6 | 11 |
| Swansea City | 1,396 | 1,153 | 243 | 468 | 463 | 5 | 38 | 34 | 4 |
| Upper Rhymney Valley | 99 | 98 | 1 | 24 | 24 | — | 2 | 2 | — |
| Vale of Glamorgan | 753 | 657 | 96 | 149 | 149 | — | 4 | 4 | — |
| Total | 9,157 | 8,063 | 1,094 | 1,940 | 1,914 | 26 | 116 | 90 | 26 |
| Wales | 16,644 | 14,867 | 1,777 | 3,296 | 3,269 | 27 | 206 | 175 | 31 |
| England and Wales | 274,335 | 249,611 | 24,724 | 69,685 | 69,323 | 362 | 4,319 | 3,952 | 367 |

Legal aid

TABLE XXIII—LEGAL AID GRANTED OR REFUSED AT THE CROWN COURT

By Crown Court Centre—1975

Number of applications

| Crown Court Centre | For legal representation at:— | | | | | |
|---|---|---------|---------|---------------------------------------|---------|---------|
| | Proceedings other than appeals at the Crown Court | | | Appeal proceedings at the Crown Court | | |
| | Total | Granted | Refused | Total | Granted | Refused |
| Midland and Oxford Circuit Total | 789 | 782 | 7 | 459 | 458 | 1 |
| First-tier Centres | | | | | | |
| Birmingham | 88 | 87 | 1 | 43 | 43 | — |
| Lincoln | 7 | 7 | — | 7 | 7 | — |
| Nottingham | 50 | 50 | — | 50 | 50 | — |
| Stafford | 49 | 48 | 1 | 10 | 10 | — |
| Warwick | 70 | 70 | — | 47 | 47 | — |
| Sub-total | 264 | 262 | 2 | 157 | 157 | — |
| Second-tier Centres | | | | | | |
| Leicester | 77 | 76 | 1 | 39 | 39 | — |
| Northampton | 61 | 60 | 1 | 21 | 21 | — |
| Oxford | 38 | 37 | 1 | 34 | 34 | — |
| Shrewsbury | 52 | 52 | — | 12 | 12 | — |
| Worcester | 33 | 33 | — | 24 | 24 | — |
| Sub-total | 261 | 258 | 3 | 130 | 130 | — |
| Third-tier Centres | | | | | | |
| Coventry | 22 | 21 | 1 | 33 | 33 | — |
| Derby | 35 | 34 | 1 | 34 | 34 | — |
| Dudley | 101 | 101 | — | 63 | 63 | — |
| Grimsby | 38 | 38 | — | 13 | 13 | — |
| Hereford | 17 | 17 | — | 13 | 12 | 1 |
| Huntingdon | 19 | 19 | — | 8 | 8 | — |
| Stoke-on-Trent | 12 | 12 | — | 8 | 8 | — |
| Sub-total | 264 | 262 | 2 | 172 | 171 | 1 |
| North Eastern Circuit Total | 948 | 946 | 2 | 423 | 422 | 1 |
| First-tier Centres | | | | | | |
| Leeds | 59 | 58 | 1 | 40 | 40 | — |
| Newcastle-upon-Tyne | 192 | 192 | — | 93 | 93 | — |
| Sheffield | 67 | 67 | — | 33 | 33 | — |
| Teesside | 109 | 108 | 1 | 78 | 78 | — |
| Sub-total | 427 | 425 | 2 | 244 | 244 | — |
| Second-tier Centre | | | | | | |
| York | 44 | 44 | — | 19 | 19 | — |
| Third-tier Centres | | | | | | |
| Beverley | 96 | 96 | — | 48 | 47 | 1 |
| Bradford | 45 | 45 | — | 28 | 28 | — |
| Doncaster | 85 | 85 | — | 18 | 18 | — |
| Durham | 157 | 157 | — | 44 | 44 | — |
| Huddersfield | 41 | 41 | — | 8 | 8 | — |
| Wakefield | 53 | 53 | — | 14 | 14 | — |
| Sub-total | 477 | 477 | — | 160 | 159 | 1 |
| Northern Circuit Total | 1,795 | 1,791 | 4 | 508 | 507 | 1 |
| First-tier Centres | | | | | | |
| Carlisle | 29 | 29 | — | 9 | 9 | — |
| Liverpool | 877 | 876 | 1 | 191 | 191 | — |
| Manchester Courts of Justice | 301 | 299 | 2 | 81 | 81 | — |
| Preston | 138 | 138 | — | 57 | 56 | 1 |
| Sub-total | 1,345 | 1,342 | 3 | 338 | 337 | 1 |

Legal aid

TABLE XXIII—LEGAL AID GRANTED OR REFUSED AT THE CROWN COURT

By Crown Court Centre—(continued)

Number of applications

| Crown Court Centre | For legal representation at:— | | | | | |
|------------------------------------|---|---------|---------|---------------------------------------|---------|---------|
| | Proceedings other than appeals at the Crown Court | | | Appeal proceedings at the Crown Court | | |
| | Total | Granted | Refused | Total | Granted | Refused |
| Third-tier Centres | | | | | | |
| Barrow-in-Furness | 20 | 20 | — | 2 | 2 | — |
| Birkenhead | 59 | 59 | — | 46 | 46 | — |
| Burnley | 88 | 88 | — | 32 | 32 | — |
| Kendal | 5 | 5 | — | 2 | 2 | — |
| Lancaster | 14 | 14 | — | 6 | 6 | — |
| Manchester Minshull Street | 264 | 263 | 1 | 82 | 82 | — |
| Sub-total | 450 | 449 | 1 | 170 | 170 | — |
| South Eastern Circuit Total | 4,482 | 4,464 | 18 | 1,303 | 1,262 | 41 |
| First-tier Centre | | | | | | |
| Norwich | 29 | 27 | 2 | 22 | 17 | 5 |
| Second-tier Centres | | | | | | |
| Chelmsford | 115 | 115 | — | 31 | 30 | 1 |
| Ipswich | 31 | 31 | — | 12 | 12 | — |
| Lewes | 96 | 96 | — | 79 | 76 | 3 |
| Maidstone | 161 | 161 | — | 101 | 99 | 2 |
| Old Bailey | 343 | 341 | 2 | 8 | 8 | — |
| Reading | 64 | 64 | — | 37 | 37 | — |
| St. Albans | 61 | 61 | — | 10 | 10 | — |
| Sub-total | 871 | 869 | 2 | 278 | 272 | 6 |
| Third-tier Centres | | | | | | |
| Aylesbury | 39 | 39 | — | 8 | 8 | — |
| Bedford | 38 | 38 | — | 14 | 14 | — |
| Bury St. Edmunds | 5 | 5 | — | 4 | 4 | — |
| Cambridge | 10 | 10 | — | 5 | 5 | — |
| Chichester | 33 | 31 | 2 | 13 | 12 | 1 |
| Croydon | 169 | 169 | — | 23 | 23 | — |
| King's Lynn | 3 | 3 | — | — | — | — |
| Kingston | 172 | 172 | — | 116 | 115 | 1 |
| Knightsbridge | 537 | 533 | 4 | 141 | 141 | — |
| Middlesex Guildhall | 1,050 | 1,046 | 4 | 222 | 221 | 1 |
| Newington Causeway | 1,094 | 1,090 | 4 | 251 | 227 | 24 |
| Snaresbrook | 398 | 398 | — | 191 | 191 | — |
| Southend | 34 | 34 | — | 15 | 12 | 3 |
| Sub-total | 3,582 | 3,568 | 14 | 1,003 | 973 | 30 |

Legal aid

TABLE XXIII—LEGAL AID GRANTED OR REFUSED
AT THE CROWN COURT

By Crown Court Centre—(continued)

Number of applications

| Crown Court Centre | For legal representation at:— | | | | | |
|--|--|---------|---------|--|---------|---------|
| | Proceedings other than appeals at the Crown Court | | | Appeal proceedings at the Crown Court | | |
| | Total | Granted | Refused | Total | Granted | Refused |
| Wales and Chester Circuit Total | 439 | 434 | 5 | 200 | 186 | 14 |
| First-tier Centres | | | | | | |
| Caernarvon | 11 | 11 | — | 6 | 6 | — |
| Cardiff | 106 | 103 | 3 | 66 | 52 | 14 |
| Chester | 61 | 61 | — | 24 | 24 | — |
| Mold | 21 | 21 | — | 15 | 15 | — |
| Swansea | 161 | 159 | 2 | 37 | 37 | — |
| Sub-total | 360 | 355 | 5 | 148 | 134 | 14 |
| Second-tier Centres | | | | | | |
| Carmarthen | 11 | 11 | — | 4 | 4 | — |
| Newport | 45 | 45 | — | 31 | 31 | — |
| Welshpool | — | — | — | — | — | — |
| Sub-total | 56 | 56 | — | 35 | 35 | — |
| Third-tier Centres | | | | | | |
| Dolgellau | — | — | — | 1 | 1 | — |
| Haverfordwest | 3 | 3 | — | 3 | 3 | — |
| Knutsford | 8 | 8 | — | 7 | 7 | — |
| Merthyr Tydfil | 12 | 12 | — | 6 | 6 | — |
| Sub-total | 23 | 23 | — | 17 | 17 | — |
| Western Circuit Total | 824 | 820 | 4 | 402 | 394 | 8 |
| First-tier Centres | | | | | | |
| Bodmin | 26 | 25 | 1 | 24 | 24 | — |
| Bristol | 276 | 276 | — | 81 | 81 | — |
| Exeter | 62 | 62 | — | 39 | 39 | — |
| Winchester | 100 | 99 | 1 | 24 | 22 | 2 |
| Sub-total | 464 | 462 | 2 | 168 | 166 | 2 |
| Second-tier Centres | | | | | | |
| Dorchester | 5 | 5 | — | 2 | 1 | 1 |
| Gloucestershire | 44 | 44 | — | 13 | 13 | — |
| Plymouth | 32 | 32 | — | 56 | 56 | — |
| Sub-total | 81 | 81 | — | 71 | 70 | 1 |
| Third-tier Centres | | | | | | |
| Barnstaple | 4 | 4 | — | 9 | 9 | — |
| Bournemouth | 31 | 30 | 1 | 30 | 29 | 1 |
| Devizes | — | — | — | 1 | 1 | — |
| Newport (Isle of Wight) | 11 | 10 | 1 | 5 | 5 | — |
| Portsmouth | 53 | 53 | — | 40 | 39 | 1 |
| Salisbury | — | — | — | 3 | 3 | — |
| Southampton | 84 | 84 | — | 50 | 50 | — |
| Swindon | 71 | 71 | — | 19 | 16 | 3 |
| Taunton | 25 | 25 | — | 6 | 6 | — |
| Sub-total | 279 | 277 | 2 | 163 | 158 | 5 |
| Total: England and Wales | 9,277 | 9,237 | 40 | 3,295 | 3,229 | 66 |

Legal Aid

TABLE XXIV LEGAL AID GRANTED OR REFUSED

(i) Legal aid granted or refused by magistrates' courts for legal representation at magistrates' court proceedings.

Number of applications

| Type of proceedings | Legal aid | | |
|---|----------------|-----------------------|---------|
| | Granted | | Refused |
| | Solicitor only | Solicitor and counsel | |
| Committal proceedings | 51,935 | 778 | 826 |
| Summary trial | | | |
| —indictable offences | 140,764 | 240 | 9,801 |
| —non-indictable offences | 27,802 | 34 | 12,454 |
| Juvenile court proceedings | 27,558 | 57 | 1,573 |
| Other proceedings (e.g. to be "dealt with") (a) | 442 | 1 | 70 |

(ii) Legal aid for legal representation at the Crown Court proceedings (other than appeals)

Number of applications

| Type of proceedings | Legal aid | | | | Refused |
|--|-----------|-----------------------|---------------------------|---------|---------|
| | Granted | | | | |
| | Solicitor | Solicitor and counsel | Solicitor and two counsel | Counsel | |
| Legal aid granted or refused by | | | | | |
| —Magistrates' courts for | | | | | |
| —trial on indictment | 131 | 58,670 | 976 | — | 338 |
| —sentence | 100 | 9,224 | 41 | — | 24 |
| —appearance to be "dealt with" (a) | 1 | 180 | — | — | — |
| —The Crown Court for | | | | | |
| —trial on indictment | 29 | 4,191 | 208 | 151 | 34 |
| —sentence | 50 | 3,632 | 33 | 743 | 6 |
| —appearance to be "dealt with" (a) | 5 | 146 | 4 | 45 | — |

(a) "Dealt with" has the meaning defined in s.30(12) Legal Aid Act 1974; namely dealt with under s.6, 8, 16, 17(1) or (2), 23 or 27 of the Powers of Criminal Courts Act 1973, or dealt with for a failure to comply with a condition of recognizance to keep the peace or be of good behaviour.

Legal Aid

TABLE XXIV LEGAL AID GRANTED OR REFUSED

(iii) Legal aid for legal representation at appeals to the Crown Court against the decision of a magistrates' court

| Legal aid granted or refused by: | Legal aid | | | Refused |
|---|----------------|-----------------------|--------------|---------|
| | Granted | | | |
| | Solicitor only | Solicitor and counsel | Counsel only | |
| Magistrates' courts for appellant against conviction and sentence | 50 | 1,638 | — | 164 |
| —appellant against sentence only | 96 | 2,155 | — | 200 |
| —other than appellant | 1 | 12 | — | 3 |
| The Crown Court for appellant against conviction and sentence | 12 | 1,358 | 50 | 28 |
| —appellant against sentence only | 31 | 1,644 | 84 | 38 |
| —other than appellant | 1 | 45 | 4 | — |

(iv) Legal aid granted or refused by the Court of Appeal (Criminal Division)

| Applications considered by the court | Legal aid | | Refused |
|--------------------------------------|---|---|---------|
| | Granted | | |
| | Restricted to advice about grounds of appeal and preparation of application for leave to appeal | For legal representation at the Court of Appeal | |
| 4,887 | 96 | 920 | 3,871 |

Legal Aid

TABLE XXV(a)—LEGAL AID CONTRIBUTION ORDER

Number of orders

| Contribution ordered by | Amount of contribution order | | | | | | Total |
|---|------------------------------|------------------|-------------------|-------------------|--------------------|---------------|--------|
| | Under £5 | £5 and under £10 | £10 and under £25 | £25 and under £50 | £50 and under £100 | £100 and over | |
| Magistrates' courts | 89 | 1,998 | 13,526 | 4,381 | 631 | 63 | 20,688 |
| Crown Court | 11 | 149 | 1,120 | 2,015 | 2,328 | 1,040 | 6,663 |
| Court of Appeal (Criminal Division) | — | — | — | — | — | 2 | 2 |
| | 100 | 2,147 | 14,646 | 6,396 | 2,959 | 1,105 | 27,353 |

Total amount of contributions order £756,767

TABLE XXV(b)—LEGAL AID - GROSS EXPENDITURE - 1974/75

| | |
|-------------------------------|-------------|
| Magistrates' courts | £14,382,669 |
| Higher courts | £ 9,445,297 |
| Total | £23,827,966 |

TABLE XXVI—THE CROWN COURT - DEFENDANTS AND APPELLANTS REPRESENTED UNDER A LEGAL AID ORDER, PRIVATELY REPRESENTED OR NOT REPRESENTED

Number of persons

| Type of proceedings | Represented under a legal aid order | Privately represented | Not represented |
|---|-------------------------------------|-----------------------|-----------------|
| Trial on indictment | 4,579 | 2,998 | 299 |
| Proceedings relating to sentence | 4,458 | 181 | 240 |
| Appearance to be "dealt with" (a) | 200 | 7 | 34 |
| Type of appeal | | | |
| Against conviction and sentence | 1,420 | 998 | 948 |
| Against sentence only | 1,759 | 1,275 | 895 |

APPENDIX

List of indictable offences showing classification numbers

The classifications defined in this Appendix are those used in the Tables.

Generally, attempting, conspiring or inciting to commit crime is classified under the heading of the crime itself, though in certain cases it is shown separately. Certain offences which can be dealt with either on indictment or summarily are included in this list but are not recorded as offences known to the police. The classifications (or sub-classifications) in which these offences occur are marked with *.

VIOLENCE AGAINST THE PERSON

- 1 Murder.
- 2 Attempted murder.
- 3 Threat or conspiracy to murder:
 - 1 Sending letter threatening to murder.
 - 2 Conspiring or soliciting, etc, to commit murder.
 - 3 Assisting offender by impeding his apprehension or prosecution in a case of murder.
- 4 Manslaughter.
- 4A Infanticide.
- 4B Child destruction.
- 4C Causing death by dangerous driving.
- 5 Wounding or other act endangering life:
 - 1 Wounding, etc, with intent to do grievous bodily harm, etc, or to resist apprehension.
 - 2 Shooting at naval or revenue vessel.
 - 4 Attempting to choke, suffocate, etc, with intent to commit an indictable offence (garrotting).
 - 5 Using chloroform, etc, to commit or assist in committing an indictable offence.
 - 6 Burning, maiming, etc, by explosion.
 - 7 Causing explosion or casting corrosive fluid with intent to do grievous bodily harm.
 - 8 Impeding the saving of life from shipwreck.
 - 9 Placing, etc, explosive in or near ship or building with intent to do bodily harm, etc.
 - 10 Endangering life or causing harm by administering poison.
 - 13 Possession, etc, of explosive with intent to endanger life.
 - 14 Possession of firearm, etc, with intent to endanger life or injure property, etc. (Group I)¹.
 - 15 Possession of firearm, etc, with intent to endanger life or injure property, etc. (Group II)¹.
 - 16 Possession of firearm, etc, with intent to endanger life or injure property, etc. (Group III)¹.
 - 17 Using etc, firearm or imitation firearm with intent to resist arrest, etc. (Group I)¹.
 - 18 Using etc, firearm or imitation firearm with intent to resist arrest, etc. (Group II)¹.
 - 19 Using etc, firearm or imitation firearm with intent to resist arrest, etc. (Group III)¹.

APPENDIX—continued

- 6 Endangering railway passenger:
 - 1 By placing, etc, anything on railway, taking up rail, changing points or signal, etc.
 - 2 By throwing anything at railway carriage, etc.
 - 3 By unlawful act, omission or neglect.
- 7 Endangering life at sea:
 - 1 Sending unseaworthy ship to sea.
 - *2 Master of ship not waiting to save life in collision.
 - *3 Endangering life on shipboard by breach of duty.
 - *4 Master of ship failing to render assistance to person in danger at sea.
 - *5 Taking or sending a ship to sea with loadline submerged.
 - *6 Owner or master of ship contravening cargo ship, construction or survey rule.
 - *7 Misconduct of master or member of crew endangering ship or persons on board ship.
- 8 Other wounding, etc.
 - 1 Wounding or inflicting grievous bodily harm (inflicting bodily injury with or without weapon).
 - 2 Administering poison with intent to injure or annoy.
 - 3 Setting spring gun, etc, to injure trespasser.
 - 4 Causing bodily harm by furious driving.
 - 5 Assault on person preserving wreck.
 - 6 Assault occasioning actual bodily harm.
 - *7 Assault with intent to resist apprehension, or assault on person assisting a constable.
 - *8 Assault on police officer.
 - 9 Obstructing, assaulting or arresting upon civil process, clergyman performing service.
 - *11 Possession of offensive weapon without lawful authority or reasonable excuse.
 - 13 Possessing firearm or imitation firearm at time of committing or being arrested for an offence in Schedule 1 of the Firearms Act 1968 (Group I)¹.
 - 14 Possessing firearm or imitation firearm at time of committing or being arrested for an offence in Schedule 1 of the Firearms Act 1968 (Group II)¹.
 - 15 Possessing firearm or imitation firearm at time of committing or being arrested for an offence in Schedule 1 of the Firearms Act 1968 (Group III)¹.
 - 16 Possessing firearm or imitation firearm with intent to commit an indictable offence, or resist arrest, etc. (Group I)¹.
 - 17 Possessing firearm or imitation firearm with intent to commit an indictable offence, or resist arrest, etc. (Group II)¹.
 - 18 Possessing firearm or imitation firearm with intent to commit an indictable offence, or resist arrest, etc. (Group III)¹.
- *9 Assault.
- *10 Intimidation.
- 11 Cruelty to a child, etc:
 - *2 Neglecting to provide for apprentice or servant.
 - *3 Cruelty to a child.
 - *4 Allowing child to be in a brothel.
- 12 Abandoning child aged under two years.
- 13 Child stealing.
- 14 Procuring illegal abortion:
 - 1 Administering or using drugs or using instrument to procure illegal abortion.
 - 2 Procuring drug, etc, to cause illegal abortion.
- 15 Concealment of birth.

APPENDIX—continued

SEXUAL OFFENCES

- 16 Buggery:
- 1 With a boy under the age of 16 or with a woman or an animal.
 - 2 By a man with a male person of the age of 16 or over without consent.
 - 3 By a man of the age of 21 or over with another male person under the age of 21 with consent.
 - 4 By a man with another male person other than as in 1, 2 or 3 above.
 - 5 Male member of staff of hospital or mental nursing home committing buggery or an act or gross indecency with male patient.
 - 6 Man committing buggery or an act of gross indecency with mentally disordered male patient who is subject to his care.
- 17 Attempt to commit buggery, etc:
- *1 Solicitation by male.
 - 3 Assault with attempt to commit buggery.
 - 5 Indecent assault on male person under 16 years.
 - 6 Indecent assault on male person 16 years or over.
 - 7 Attempt to commit buggery with a boy under the age of 16 or with a woman or an animal.
 - 8 Attempt by a man to commit buggery with a male person of the age of 16 or over without consent.
 - 9 Attempt by a man of the age of 21 or over to commit buggery with another male person under the age of 21 with consent.
 - 10 Attempt by a man to commit buggery with another male person other than as in 7, 8 or 9 above.
- 18 Indecency between males:
- 1 By a man of the age of 21 or over with another male person under the age of 21.
 - 2 By a man with another male person other than in 1 above.
- 19 Rape:
- 2 Man having unlawful sexual intercourse with a woman who is a defective.
 - 3 Male member of staff of hospital or mental nursing home having unlawful sexual intercourse with female patient.
 - 4 Man having unlawful sexual intercourse with mentally disordered female patient who is subject to his care.
 - 5 Rape.
 - 6 Attempted rape.
- 20 Indecent assault on a female:
- 1 On female under 16 years of age.
 - 2 On female aged 16 years and over.
- 21 Unlawful sexual intercourse with girl under 13.
- 22 Unlawful sexual intercourse with girl under 16.
- 23 Incest.
- 24 Procuration:
- 1 Procuring female for immoral purpose, or using drug to obtain or facilitate sexual intercourse.
 - 2 Householder permitting unlawful sexual intercourse with girl under 16.
 - 3 Detention of female in brothel or other premises.
 - 4 Conspiracy to defile a female.

APPENDIX—continued

Procuration—contd.

- 5 Person responsible for girl under 16 causing, or encouraging, her prostitution, etc.
 - *6 Living on earnings of prostitution or exercising control over prostitute.
 - 7 Procuring, permitting or causing the prostitution, etc, of female defective.
 - 8 Man of or over age of 21 procuring or attempting to procure or being party to the commission by a man under 21 of an act of gross indecency with another man.
 - 9 Man procuring or attempting to procure or being party to the commission by a man not under 21 of an act of gross indecency with another man (other than as in 10 below).
 - 10 Man procuring an act of buggery between two other men which by reason of s.1(1) of the Sexual Offences Act 1967, is not an offence.
 - *11 Man or woman living, wholly or in part, on the earnings of male prostitution
- 25 Abduction:
- 1 Abduction of female having interest in property.
 - 2 Abduction of female by force.
 - 3 Abduction of unmarried girl under 16.
 - 4 Abduction of unmarried girl under 18.
 - 5 Abduction of female defective.
- 26 Bigamy.
- 74 Gross indecency with child:
- * 1 With boy.
 - * 2 With girl.

BURGLARY

- 28 Burglary in a dwelling.
- 29 Aggravated burglary in a dwelling.
- 30 Burglary in a building other than a dwelling.
- 31 Aggravated burglary in a building other than a dwelling.
- 33 Going equipped for stealing, etc.

ROBBERY

- 34 Robbery:
- 1 Robbery.
 - 2 Assault with intent to rob.

THEFT AND HANDLING STOLEN GOODS

- 39 Theft from the person of another.
- 40 Theft in a dwelling other than from automatic machine or meter.
- 41 Theft by an employee.
- 42 Theft or unauthorised taking from mail.
- 44 Theft of pedal cycle.
- 45 Theft from vehicle:
 - 1 From motor vehicle.
 - 2 From other vehicle.
- 46 Shoplifting.
- 47 Theft from automatic machine or meter.

APPENDIX—continued

- 48 Theft or unauthorised taking of motor vehicle:
 - 1 Theft of motor vehicle.
 - 2 Unauthorised taking of motor vehicle.
- 49 Other theft or unauthorised taking:
 - 1 Offence under the Theft Act 1968, s. 1, not classified elsewhere.
 - 2 Removal of article on show from place open to the public.
 - 3 Theft of conveyance other than motor vehicle or pedal cycle.
 - 4 Unauthorised taking of conveyance other than motor vehicle or pedal cycle.
- 54 Handling stolen goods:
 - 1 Receiving stolen goods.
 - 2 Undertaking or assisting in the retention, removal, disposal or realisation of stolen goods or arranging to do so.

FRAUD AND FORGERY

- 51 Fraud by company director, etc:
 - 1 False statement by company director, etc.
 - *2 Fraudulently inducing person to invest money.
 - *3 Fraud by company director other than sub-classifications 1 and 2.
- *52 False accounting.
- 53 Other fraud:
 - 1 Obtaining property by deception.
 - 2 Obtaining pecuniary advantage by deception.
 - *3 Fraud in connection with sale of land, etc.
 - 4 Conspiracy to defraud.
 - *5 Purporting to act as a spiritualistic medium for reward.
 - 6 Taking mark from public store.
 - 7 Bank of England Officer making out false dividend warrant.
 - 8 Fraudulent issue of money order by Post Office servant.
 - 10 Fraudulently retaining, secreting, etc, postal packet or mail bag.
 - 11 Fraudulently printing, mutilating or re-issuing stamp.
 - 12 Fraud by moneylender.
 - 13 Fraud by farmer in connection with agricultural charge.
 - *14 Cheating at play, etc.
 - 15 Dishonestly destroying, defacing or concealing a document.
 - 16 Dishonestly procuring execution of a document.
 - 20 Railway fraud.
 - 99 Other fraud.
- *55 Bankruptcy offence.
- 60 Forgery and uttering prescription (in respect of scheduled drugs).
- *61 Other forgery (including coinage and hall marking offences).

CRIMINAL DAMAGE

- 56 Arson.
- 57 Criminal damage endangering life.
- *58 Other criminal damage.
- 59 Threat or possession with intent to commit criminal damage.

APPENDIX—continued

OTHER OFFENCES

- 35 Blackmail.
- Offences against the State and public order.
- 62 High treason.
- 63 Treason felony.
- 64 Riot:
 - 1 Rioting.
 - 5 Riotously preventing the sailing, etc, of ship.
- 65 Unlawful assembly:
 - 1 Unlawful assembly.
 - 2 Rout.
 - 3 Unlawful political meeting in Westminster.
- 66 Other offence against the State or public order:
 - 1 Causing an affray.
 - *99 Other offence.
- *67 Perjury:
 - Perjury or false statement (also false declaration or representation made punishable by any statute).
- 68 Libel.
- *70 Reckless or dangerous driving.
- *71 Driving, etc, while unfit through drink or drugs.
- *72 Other motoring offence.
- *75 Betting, lottery and gaming offences.
- 76 Aiding suicide.
- *77 Drug offences.
- *78 Immigration Act offences.
- 99. Other indictable offence:
 - *1 Incitement and sedition.
 - 4 Keeping disorderly house.
 - *5 Bribery of voter.
 - *6 Personation or other offence at election.
 - *23 Offence against s. 304 Customs and Excise Act 1952.
 - *24 Offence against the Betting Duties Act 1963.
 - 25 Fraudulent use of electricity.
 - 26 Fabrication of false evidence. Causing person to be wrongly convicted.
 - Conspiracy to pervert, defeat or obstruct course of justice.
 - Interference with witness.
 - 27 Assisting offender.
 - *28 Offences against ss. 11, 61, 62, 63 and 64 Insurance Companies Act 1974.
 - *99 Other offence.

¹(See classifications 5 and 8)

Group I —Firearms, etc, other than described in Groups II and III.
 Group II —Shot guns as defined in s.1(3)(a) of the Firearms Act 1968.
 Group III—Air weapons as defined in s.1(3)(b) of the Firearms Act 1968.

Non-indictable offences are, in general, classified according to the Act or group of Acts that created them. They are therefore not dealt with in detail in this Appendix. Non-indictable or hybrid motoring offences are classified differently and are shown separately in Tables I (a) to I (e). The classifications shown in the Tables are those used in "Offences relating to Motor Vehicles" where the component offences are more fully described.

HER MAJESTY'S STATIONERY OFFICE

Government Bookshops

49 High Holborn, London WC1Y 6HB
13a Castle Street, Edinburgh EH2 3AR
41 The Hayes, Cardiff CF1 1JW
Brazennose Street, Manchester M60 8AS
Scutney House, Wine Street, Bristol BS1 2BQ
258 Broad Street, Birmingham B1 2HE
80 Chichester Street, Belfast BT1 4JY

*Government Publications are also available
through booksellers*

END