


NCJRS

This microfiche was produced from documents received for inclusion in the NCJRS data base. Since NCJRS cannot exercise control over the physical condition of the documents submitted, the individual frame quality will vary. The resolution chart on this frame may be used to evaluate the document quality.



MICROCOPY RESOLUTION TEST CHART
NATIONAL BUREAU OF STANDARDS-1963-A

Microfilming procedures used to create this fiche comply with the standards set forth in 41CFR 101-11.504

Points of view or opinions stated in this document are those of the author(s) and do not represent the official position or policies of the U.S. Department of Justice.

U.S. DEPARTMENT OF JUSTICE
LAW ENFORCEMENT ASSISTANCE ADMINISTRATION
NATIONAL CRIMINAL JUSTICE REFERENCE SERVICE
WASHINGTON, D.C. 20531

DATE FILMED

05/04/78

40579
MICROFICHE

M 100 AA
AA AA A D
A AR AA A A





Washington, D. C.

**Fiscal Year 1976
Annual Report**

Written and Produced by: Administration
and Management Analysis Branch,
Planning and Development Division

Statistical portion by: Operations
Planning Branch,
Data Processing Division

Staff photography by: Identification Branch,
Identification and Records Division
Community Relations Division

A rectangular label with a double-line border. Inside the border, the word 'MICROFICHE' is printed in a bold, sans-serif font.

MICROFICHE

NCJRS

APR 19 1977

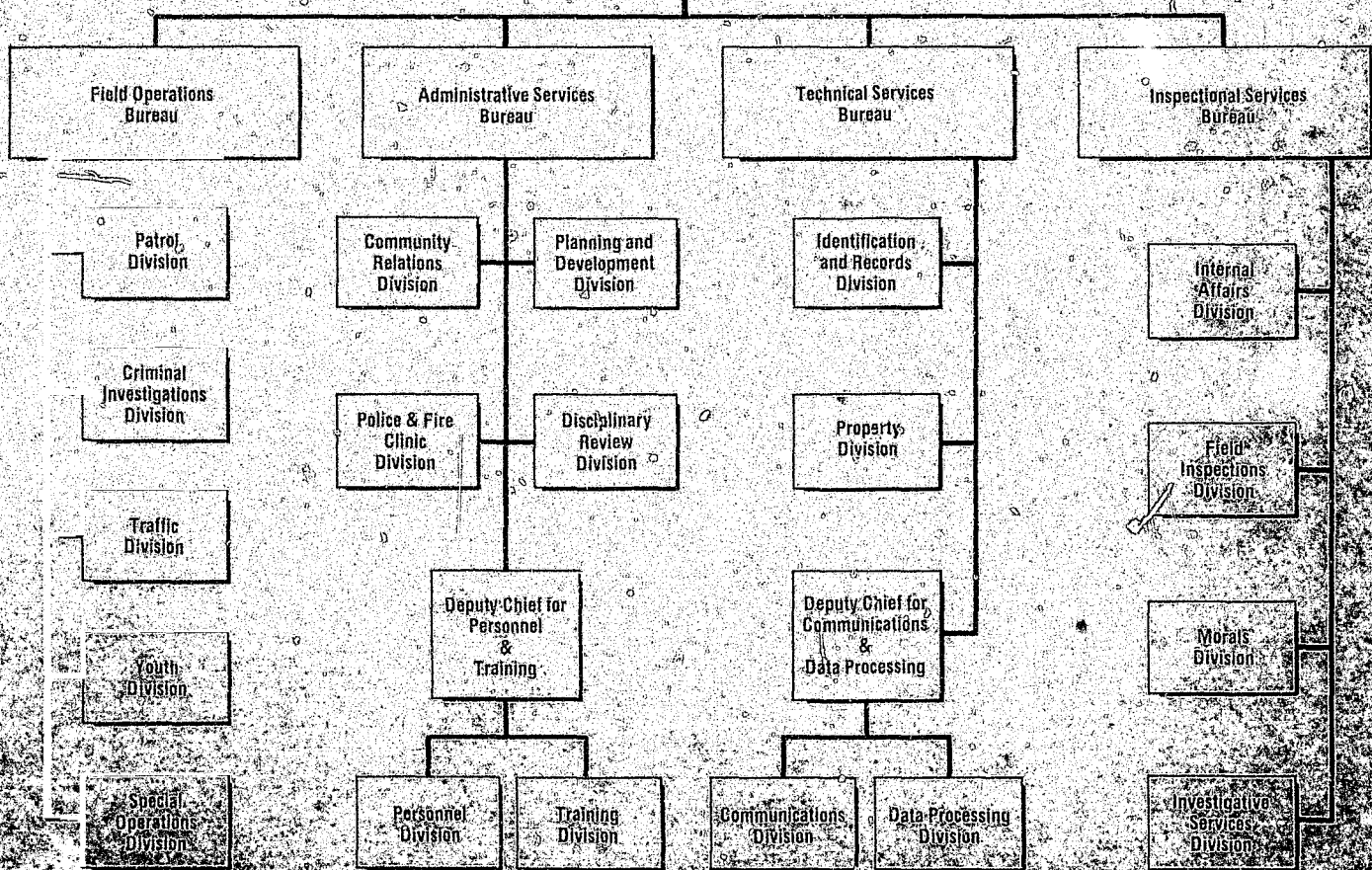
ACQUISITIONS

Contents

- | | |
|----------------------------|--|
| 2 Department Organization | 27 Happy Birthday America! |
| 3 From the Chief of Police | 31 We communicate . . . |
| 4 Department Management | 32 We supply . . . |
| 6 We patrol . . . | 33 We process . . . |
| 10 We direct . . . | 34 We record . . . |
| 11 We guide . . . | 35 We "sting" . . . |
| 12 We specialize . . . | 36 We honor . . . |
| 14 We investigate . . . | 37 We tabulate . . . FY 1976 Statistics |
| 18 We protect . . . | 38 Department Resources |
| 19 We probe . . . | 42 Crime and Clearances |
| 20 We correct . . . | 46 Arrests |
| 21 We support . . . | 48 Traffic Accidents |
| 22 We plan . . . | 51 Supplemental Data |
| 23 We counsel . . . | 55 Washington, D.C., by Police Districts |
| 24 We teach . . . | 56 Police Chiefs, Past and Present |
| 25 We belong . . . | |

Office of the
General Counsel

OFFICE OF THE
CHIEF OF POLICE



From the Chief of Police

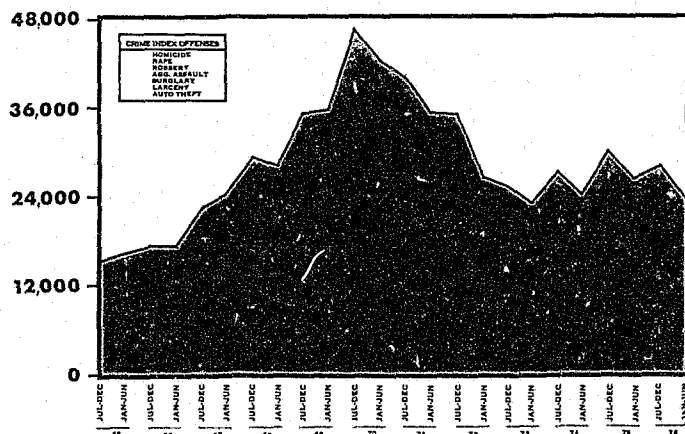
As our world becomes more and more demanding, sophisticated, and complex, most of us occasionally look back with nostalgia to "those good old days when life was simpler." Although we all might wish for a slower, more relaxed pace, the past's main attraction for us seems to lie in the fact that our responsibilities and roles were more clearcut than they are today. Life really was easier. We knew what was required of us—by our families, by our employers, by our society—and we understood the mechanisms used to meet those requirements.

This simplicity was just as characteristic of institutions like our police department as it was of human beings. In 1861 when our department was established, the authorized police force consisted of one superintendent, 10 sergeants, and no more than 150 patrolmen who each performed basically similar duties. Specialization was at a minimum, although the department soon hired six detectives. From then on, we grew by leaps and bounds. Responsibilities proliferated, and the department's structure became more elaborate in order to carry out its ever increasing tasks. Finally, in 1969 we called a halt to this unchecked growth, restructuring and simplifying our organization as shown in the chart to the left.

However, despite our streamlined framework, I want to point out that the Metropolitan Police Department is still a highly complicated organization of 4,470 sworn members and 716 civilian employees divided among 19 divisions, 7 patrol districts, and an office specializing in legal counsel. Consequently, to achieve our overall mission of protecting life and property through the prevention and detection of crime, it is an absolute necessity not only for each division to fulfill its own unique purpose, but also for each to perform as an integral and coordinated part of the whole. Thus, it is individual accomplishment, coupled with a fine organizational interrelationship, which is responsible for the healthy reduction in crime depicted in the chart below. At a time when the general crime trend throughout the country is upward, it is extremely gratifying to be able to report such a dramatic decrease.

The smooth running of our department also meant "smooth sailing" during Fiscal Year 1976 when we were faced with the major challenge of helping millions of visitors as well as our residents themselves enjoy our city's Bicentennial Celebration.

**Crime Index Offenses
Six-Month Totals
FY 1966—FY 1976**



Naturally, it was incumbent upon us to provide many special police services without sacrificing any of our normal operations. Again, it was a complex and demanding job requiring extensive, detailed planning and coordination. I am pleased to report that it was nevertheless a "job well done" with our department receiving praise from all sides. The best example of our effectiveness came on the evening of July 4, 1976, when approximately 600,000 people jammed the Mall area to see a magnificent fireworks display. During that time only three crimes were reported to our department—in my opinion, an outstanding accomplishment and a glowing tribute to the skill of our members.

Another extremely complicated facet of police operations lies in our relationship with our community. By some we are regarded as a necessary evil, by others as an ultimate authority which can do no wrong. Neither extreme is true. Instead, we are simply a community service organization dedicated to ensuring the safety of lives and property. We have a Community Relations Division in Headquarters and a Community Services Unit in each of our seven police districts which make every effort to help our citizens understand us and us them. Moreover, we regard each and every member of our department as a community relations representative, working hard to achieve the kind of strong police-community rapport that is helping to make Washington, D. C., a harmonious and secure city.

Since our department is such a complex organization, this year's annual report gets down to basics and explains the "how and why" of each division's and district's operations. Hopefully, by providing a better insight into the technical side of our department, we will be another step closer to achieving that all-important police-community understanding.

Maurice J. Cullinane
Maurice J. Cullinane
Chief of Police

Department

From left to right and top to bottom:

Assistant Chief Burtell M. Jefferson
Field Operations Officer

Deputy Chief Thomas R. Estes
Commander
Patrol Division

Deputy Chief Maurice T. Turner
Commander
Youth Division

Deputy Chief Ernest J. Prete
Commander
Traffic Division

Deputy Chief Robert B. Wissman
Commander
Criminal Investigations Division

Deputy Chief Robert L. Rabe
Commander
Special Operations Division

Assistant Chief Tilmon B. O'Bryant
Administrative Services Officer

Deputy Chief Robert W. Klotz
Deputy Chief for Personnel and Training

Deputy Chief Bernard D. Crooke
Director
Planning and Development Division

Inspector George L. Chapoutot
Director
Disciplinary Review Division

Inspector George R. Suter
Director
Police and Fire Clinic Division

Dr. Robert F. Dyer
Administrator
Police and Fire Clinic

Mr. Waddell Longus
Director
Personnel Division

Inspector Francis G. Charles
Director
Training Division

Inspector Roland W. Perry
Head, Financial Management Branch
Planning and Development Division

Deputy Chief Arthur F. DiGennaro
Director
Community Relations Division

Management

Assistant Chief John S. Hughes
Technical Services Officer

Inspector Loyd W. Smith
Director
Data Processing Division

Deputy Chief Charles J. Corcoran
Deputy Chief for Communications and
Data Processing

Inspector Robert E. Ellis
Director
Communications Division

Inspector Richard E. Tilley
Director
Property Division

Inspector Thomas J. Wolfrey
Director
Identification and Records Division

Assistant Chief Theodore R. Zanders
Inspectional Services Officer

Inspector Albert W. Ferguson
Director
Field Inspections Division

Inspector William C. Trussell
Director
Internal Affairs Division

Inspector Robert L. Zink
Director
Investigative Services Division

Inspector Charles Light
Director
Morals Division

Inspector William R. Dixon
Night Supervisor





Inspector Bryant A. Hopkins
Night Supervisor

Inspector James K. Kelly
Night Supervisor

Inspector Raymond J. Remick
Night Supervisor

Inspector Allan D. Wolf
Night Supervisor

Inspector Marty M. Tapscott (missing)
Detailed to D.C. Property
Management Administration



We patrol . . .

The mission of the Patrol Division, the backbone of our department, is to protect life and property by preventing crime, enforcing the law, preserving the peace, and apprehending criminals. In essence, the Patrol Division is synonymous with the "cop on the beat." The division covers the city with seven geographical districts, each commanded by a police inspector whose first priority is to reduce the crime rate in his own district.

In support of their mission during Fiscal Year 1976, the seven districts of the Patrol Division accomplished the following . . .

- Our First District established a special Vending Unit to deal with problems generated by the large influx of both tourists and vendors during the Bicentennial Year. A new Pickpocket Squad was also formed to deal specifically with this offense during the tourist season. The First District contains our downtown and monument areas and thus played host to the majority of our Bicentennial visitors.

- From August 1975 through February 1976, our Second District conducted an undercover fencing operation in cooperation with the FBI. Known as "the Sting," the operation resulted in the issuance of 196 arrest warrants, the recovery of approximately 2.4 million dollars worth of stolen property, and the closure of more than 10,000 cases.

- Following a lengthy investigation by our Third District's Vice Squad, two suspects were arrested in a neighboring suburban area and charged with narcotic violations after delivering 1,724.5 grams of 15 percent pure heroin to a Third District undercover officer. The investigation ultimately resulted in the penetration of the local branch of a large Mexican heroin ring and the recovery of \$895,000.00 worth of "Mexican Mud" heroin.

- On October 10, 1976, the Mayor presented our Fourth District with the Presidential Management Improvement Award, commemorated with a certificate signed by President Gerald R. Ford. The award is given for operational improvements. This was the first time that any unit of our department had been so recognized and only the second time the award was presented to a District of Columbia agency.

- Our Fifth District, extremely active in community relations, conducted a Double Dutch Jump Rope Contest for 300 girls in the fifth through eighth grades. The final competition and awards ceremony were held near the reflecting pool. Awards were given to the first, second, and third place "singles" and "doubles" teams in each grade. The tournament was sponsored by the Mobil Oil Corporation.

- Our Sixth District is posting signs at selected commercial establishments to warn passers-by that the premises are periodically placed under surveillance by both uniformed and plainclothes officers. The posters not only advise shoppers that the store may be staked-out, but also tell them what to do should they be challenged by an officer. The objective is to make a would-be robber think twice before he commits a crime.

- Our Seventh District, with its large juvenile population, has increased its cooperation with the Juvenile Branch, Superior Court, and the D. C. Public Schools Security Office. The former contact has been beneficial in the area of juvenile absconders, while the latter has helped reduce crime in the schools and vandalism against school property.

- During FY 1976, the Second, Fifth, and Sixth Districts each won our new quarterly Crime Reduction Award, the Second District winning twice in a row. The award program is sponsored by the Chief's Citizens' Advisory Council and recognizes the police district which achieves the largest crime reduction over the corresponding quarter of the previous year.

- Increasing foot patrol continues to be an important trend throughout the department. During FY 1976, our Third, Fourth, Sixth, and Seventh Districts expanded their footbeats. Not only has the reinstatement of the "cop on the beat" been successful crime-wise, but our citizens also enjoy getting better acquainted with their police.

- Our First, Fourth, and Seventh Districts each have active community centers to provide auxiliary police services to the public. The First District has three, while the Fourth District has one which serves our Spanish-speaking community. The Seventh District's community center program, called "One on One," directs citizens to the agencies which can best help with their individual problems.



- Improved supervisory techniques help to achieve better overall performance, so in the Third District each sergeant rides with a member of his squad at least 8 hours per week to monitor his activities. In the Sixth District, sergeants respond to patrol unit calls; and in the Seventh District, each patrol officer's performance is evaluated with the outstanding officer named "Top Cop of the Month." The "Top Cop" is awarded a special reserved parking place for the next month.

- As always, our police districts were instrumental in raising funds for the Police Boys' Club, with our Second, Third, Fifth, and Sixth Districts being especially active during FY 1976. The Second District raised \$3,400.00 via a softball game between its officers and a team of local radio and television celebrities.

- During FY 1976, each district's Canine Unit was provided with its own "multi-purpose" dog, which is capable not only of routine patrol work, but also of finding narcotics. For example, the First District's dog helped our Narcotic Branch locate heroin secreted in a pocket hidden in a stereo unit.




- Traditionally, each of our police districts celebrates the holidays in its own special way. This year our holiday observances ranged from the First District's Christmas party for area children in the Wax Museum to the Fifth District's distribution of 65 baskets to needy families.

- All of our districts have a complement of Reserve Officers who donate their time and talents to our department, assisting our regular members by walking beats, manning traffic posts, and policing civic functions and special details. During FY 1976, our Reserve Corps observed its 25th anniversary. Thus, both our department and our citizens have long been the grateful beneficiaries of their devoted volunteer service.



Inspector Herbert R. Horwitz, First District Commander; Inspector Robert M. Boyd, Seventh District Commander; Inspector Theodore R. Carr, Sixth District Commander; Inspector Herbert F. Miller, Second District Commander; Deputy Chief Thomas R. Estes, Patrol Division Commander; Mrs. Lucy Slaght, Secretary; Inspector Carl V. Profater, Fifth District Commander; Inspector Charles M. Troublefield, Fourth District Commander; and Inspector Charles E. Rinaldi, Third District Commander.





We direct . . .

The mission of the Traffic Division is to assist the Patrol Division through accident prevention and investigation, selective traffic law enforcement, traffic control, public vehicle regulation enforcement, and coordination with other agencies on traffic matters. Basically, the division's achievement of these goals means that our motorists, bicyclists, and pedestrians are getting around our city easily and safely.

In support of its mission during Fiscal Year 1976, the Traffic Division accomplished the following . . .

- The Alcohol Enforcement Program Unit which identifies and handles individuals suspected of driving under the influence of liquor was expanded. The previous revision of pertinent arrest forms also resulted in cutting the time necessary to complete all arrest procedures from 4 hours to 1 hour and 15 minutes. Driving under the influence arrests doubled during the year.

- A week-long course in accident investigation techniques was designed and presented to 40 patrol officers. The curriculum included topics ranging from gathering evidence to measuring techniques. Traffic lectures were also given at our

Experienced Officers and Crime Scene Search Schools.

- The division is operating a new Pedestrian Safety Van, purchased with U.S. Department of Transportation grant funds, in areas with a high accident frequency. In addition to enforcing traffic laws, the van is used to educate the public in pedestrian safety.

- A Pedestrian Safety Poster Contest was conducted for our city's high school students. The three winners received savings bonds, and their posters are being reproduced for display on buses and at fixed locations throughout the city.



YIELD



We guide . . .

The mission of the Youth Division is to provide the department with the expertise needed for the proper handling of police cases involving juveniles. The division also makes every effort to prevent juvenile delinquency by providing fun, educational, and rewarding activities for our city's youth. The division is additionally responsible for investigating missing person cases.

In support of its mission during Fiscal Year 1976, the Youth Division accomplished the following . . .

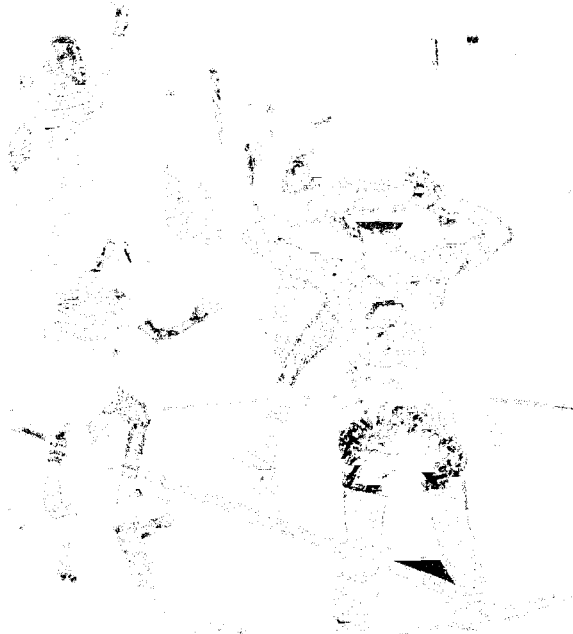

- The Group Activities Section, which monitors the group social pursuits of juveniles, met monthly with representatives of various youth-centered D.C. agencies to keep abreast of potentially troublesome activities and incidents. The objective is to have enough police personnel at the scene of activities such as sports events to discourage any disorder.

- The Bicycle Section, after determining that 65 percent of all stolen bicycles are left unsecured and unattended, conducted a joint campaign with the D. C. Department of Transportation to publicize the importance of securing bicycles. This

public awareness program is partially responsible for this year's 25.7 percent reduction in bicycle theft.

- The Missing Persons Section handled 2,854 cases during FY 1976, locating 2,751 of the individuals reported missing.

- Through our Boys' Club, the Delinquency Prevention Branch provided many diversified programs for our young people. Among them were a basketball program for 680 boys on 46 teams, both a Band and Drum and Bugle Corps which played a total of 44 engagements, and a new career development electronics training program.



We specialize . . .

The mission of the Special Operations Division is to support patrol and other field operations by deploying extra tactical personnel to combat specific crime problems. The division also maintains specially trained personnel and specialized equipment to respond to unusual law enforcement situations and events. For example, the division was given the primary planning and operational responsibility for policing our city's Bicentennial Observances.

In support of its mission during Fiscal Year 1976, the Special Operations Division accomplished the following . . .

- Beginning in May, the Special Projects Section was assigned to patrol the major Bicentennial Impact Area in order to prevent crime and control crowds and traffic. Daily, weekly, and monthly crime monitoring reports served as the basis for tactical changes in manpower deployment. The section managed to reduce crime index offenses in the area to 5.2 per day—2.3 crimes below the 1975 level.

- Out of 2,119 details manned by our Special Events Unit, 611 were Federally oriented including Presidential activities, demonstrations against the Federal Government, and parades. These details required 9,940 police manhours. 120 of the details were devoted to the protection of foreign heads of state. Naturally, many were also occasioned by the Bicentennial Celebration.

- In April, the Warrant Unit, in cooperation with the Unemployment Compensation Board, undertook a special project to discover and arrest persons who obtain money from the board under false pretenses. On June 28, the first 15 of these arrests were made by the unit, generating a considerable amount of publicity and serving notice that such crimes are not taken lightly.

- The Bomb Unit has acquired new equipment which increases its x-ray capability. When a

suspicious item or package is found, it is often x-rayed to determine if it does, in fact, conceal a bomb. Bomb components appear clearly, just as bones do in medical x-rays.




- The Special Events Unit undertook a 3-month midnight booting project during which five officers devoted their full time to booting autos with four or more outstanding parking violation notices. These officers alone were responsible for closing 14,893 such notices.

- The main thrust of the Harbor Section's recent enforcement effort has been to increase pleasure boaters' knowledge and observance of boating safety rules. During Fiscal Year 1976, the unit assisted 188 disabled boats and rescued 452 individuals, figures which indicate the critical importance of emphasizing water safety techniques.

- The Helicopter Branch flew a total of 3,082 hours and responded to 20,675 calls for service. For example, on October 6, a police helicopter responded to a burglar alarm at a drugstore. The helicopter crew observed a hole in the roof and alerted ground units who surrounded the building. Five persons were subsequently arrested.



Timer and components inside a pipe bomb.



We investigate . . .

The mission of the Criminal Investigations Division is to provide assistance to the Patrol Division by conducting city-wide criminal investigations of specific felonies and crimes requiring extensive follow-up investigations or the use of specialized skills. The division also provides the Chief of Police with timely information concerning significant developments in serious crimes.

In support of its mission during Fiscal Year 1976, the Criminal Investigations Division accomplished the following . . .

- Our Homicide Branch concluded the year with an 87 percent closure rate. We are also particularly pleased to note that there were 28 fewer homicides in the District of Columbia during Fiscal Year 1976.

- The Robbery Branch Bank Squad conducted 75 lectures and training programs for employees of financial institutions in our city. These sessions, along with a slide presentation, are held in a continuous effort to familiarize bank employees with robbery prevention procedures and ways they can subsequently assist police should their bank be robbed.

- The Robbery Branch is also responsible for the investigation of all robberies involving hotels and has established liaison with hotel management and security personnel in an effort to implement and improve preventive measures. This program became especially important due to the large number of visitors expected during our Bicentennial Year. In one very interesting case, these efforts paid off. A hotel security officer spotted two suspects resembling a composite sketch on a "wanted" flyer which had been distributed to hotel and police personnel. When the suspects were arrested, they were fleeing from another hotel robbery.

- Members of our Sex Offense Branch also find it advantageous to coordinate with persons outside of this department. During FY 1976, they began attending monthly meetings with other metropolitan area sex squads to exchange information and develop suspects in sex offense cases.

- The Sex Offense Branch has long been a leader in developing and presenting lectures to various neighborhood and civic groups on the subjects of rape investigation and women's safety. However, during Fiscal Year 1976, a completely new dimension was added. The branch assisted in the preparation of a videotape program to be used in educating the deaf students at Gallaudet College.

- The department's police artist, assigned to the Sex Offense Branch, prepares composite drawings of persons wanted for rape, murder, robbery, and other serious crimes. During the past year, another local jurisdiction required assistance in identifying a homicide victim of whom only the skelton was found. Using the skull from the crime scene, our police artist drew an identifiable composite of the person. This feat has been acclaimed as a great advancement in forensic science.

- Arrangements have been made with the FBI to have all female members of the Sex Offense Branch trained in the methods of retrieving latent fingerprints from human skin. We believe that this will be another extremely useful tool in identifying persons responsible for rapes and other sex

offenses when the victim cannot provide a description of the subject.

- Members of the Burglary and Pawn Section's Arson and Bomb Investigative Unit attended numerous seminars to obtain and exchange information concerning such incidents. These meetings have contributed immensely to developing the expertise necessary to effectively investigate these difficult offenses. There were 392 possible arsons, 1,023 bomb threats, and eight bombings investigated by members of the unit during Fiscal Year 1976.

- Investigators assigned to the Burglary and Pawn Section are also responsible for the tracing and recovery of stolen property. During Fiscal Year 1976, the section recovered property valued at \$293,663.33.




- The Consumer Fraud Unit of the Check Section completed its first year of operation during FY 1976. Its detectives received extensive training in the areas of investigative accounting, financial investigative techniques, fraud investigations, and white collar crimes. The unit conducted 580 investigations of consumer fraud complaints, closing 315 of the complaints and presenting 97 for criminal prosecution.



- In a continuing effort to alert the public to confidence schemes, the Check Section presented numerous lectures and wrote various articles on the types of schemes currently being used by the criminal element. As a result, many of our city's financial institutions now warn their customers about these schemes in their monthly statements. The Check Section is particularly concerned about confidence schemes directed against the elderly.


- The Fugitive Unit of our Major Violators Section updated and purged the outstanding fugitive warrants in the WALES System. As a result of this operation, only 156 of 688 warrants were still in the WALES System at the end of FY 1976.

- Another very important function of the Major Violators Section is to conduct and video tape all lineups. There were 322 lineups, involving approximately 2,800 defendants and 3,700 witnesses conducted during FY 1976. Almost 25,000 visitors toured our complex and sophisticated Lineup Unit facility.

- In cooperation with the U. S. Attorney's Office, Our Major Violators Section has also established a Career Criminal Unit with one police sergeant, five detectives, four U. S. Attorneys, and two clerks who work as a team and concentrate their efforts on hard-core recidivists. The team attempts to gain speedier trials, revocation of conditions of pre or post-trial release, and possible incarceration until trial in order to keep these dangerous criminals off our city's streets.







We protect . . .

The mission of the Morals Division is to suppress vice activities involving illegal gambling, liquor, and narcotics and indecent or obscene movies and printed materials. The division also investigates vice cases and provides liaison in all vice enforcement matters which require communication or cooperative efforts between members of this department and any other governmental or private agency.

In support of its mission during Fiscal Year 1976, the Morals Division accomplished the following . . .

- The Pharmacy Section of the Narcotic Branch conducts inspections of drug records and stocks of those organizations or individuals involved in the legitimate distribution or dispensing of controlled drugs. During FY 1976, the section operated an intensive undercover investigation which resulted in 28 court indictments for distribution of drugs covered under the Controlled Substances Act. Numerous convictions against a physician were obtained during this case.

- The Pharmacy Section also assisted the Drug Enforcement Administration in the civil prosecu-

tion of two pharmacies. This case concluded with the two pharmacies being fined \$100,000.00.

- On April 4, 1976, the Gambling and Liquor Branch was completely restaffed and the new members attended a two-week Vice Investigation Training Course. The class covered such subjects as investigative techniques, background investigations, preparation of search and arrest warrant affidavits, and the proper procedures to be utilized in preparing for and conducting raids.

- During Fiscal Year 1976, investigators confiscated \$117,750.00 in gambling money and seized narcotics with an estimated value of \$170,545.00.



We probe . . .

The mission of the Investigative Services Division is to gather and analyze information on the criminal activities of persons, groups, and organizations that conspire to obstruct justice or violate criminal statutes. The division also coordinates with local, state, and Federal investigative agencies on criminal matters of mutual concern. Additionally, the division administers the department's responsibilities in connection with commercial security and detective agencies.

In support of its mission during Fiscal Year 1976, the Investigative Services Division accomplished the following . . .

- The Organized Crime Branch conducted a joint investigation with the FBI and the Drug Enforcement Administration which resulted in the arrest of 33 major narcotic dealers operating along the East Coast. The arrestees were charged with importing and distributing heroin and cocaine worth over \$600 million in street value.

- The Major Crimes Branch is responsible for the investigation of major receivers of stolen property. These investigations resulted in the arrest of numerous individuals and the recovery of substantial amounts of stolen property during the past year. As an example, just five such investigations concluded with the recovery of \$80,000.00 in merchandise. Since expensive clothing is often

recovered in these cases, the branch devised a system, with the cooperation of local merchants, which permits the clothing to be marked as belonging to a particular store.

- Several members of the Organized Crime Branch attended a two-week Narcotic Training Course sponsored by the Drug Enforcement Administration, and two investigators attended the National Conference on Organized Crime sponsored by the Law Enforcement Assistance Administration.

- The Security Officers Management Branch certified 8,345 security guards and processed 3,518 actions relating to special officers and detective agency licenses.



We correct . . .

The missions of the Field Inspections Division and the Internal Affairs Division are to make certain that departmental policies and procedures are correctly followed and to ensure the overall good conduct and integrity of departmental personnel.

In support of their missions during Fiscal Year 1976, the Field Inspections Division and the Internal Affairs Division accomplished the following . . .



- The Procedures Evaluation Branch of the Field Inspections Division conducted an in-depth study into personnel utilization on holidays. This study resulted in the implementation of a department-wide holiday manpower schedule which greatly reduced our payroll expenditures for holidays during the year.

- An organization as large and varied as ours must be constantly concerned about the safety of our employees. Consequently, the Safety Management Branch of the Field Inspections Division began submitting monthly safety articles to the department's newsletter to make employees more

safety conscious. Safety lectures are also conducted at various locations throughout the department by members of the branch. In addition, Fire Emergency Evacuation Plans have been developed for all department facilities.

- During FY 1976, the Internal Affairs Division conducted 78 confidential investigations involving alleged misconduct by members of the department and other District Government agencies. The division also assisted commanding officers throughout the department with criminal or disciplinary problems arising in their particular commands.

I WORKED FOR
30 YEARS AND ONLY
HAD ONE ACCIDENT...



National Safety Council Poster

We support . . .

The missions of the Personnel Division, the Police and Fire Clinic Division, the Disciplinary Review Division, and the Office of the Deputy Chief for Personnel and Training are to recruit department employees and subsequently to provide effective personnel and employment-related services, including medical treatment for police officers and disciplinary actions for all employees.

In support of their missions during Fiscal Year 1976, these divisions accomplished the following . . .

- The Personnel Division provided special summer work-training opportunities for 95 Washington area youngsters between the ages of 14 and 21. These youths were placed in varied jobs throughout the department.

- The Disciplinary Review Division handled a total of 220 cases.



- The Police and Fire Clinic Division not only looked after the normal health needs of our sworn members, but also instituted a special immunization program to protect those personnel from poliomyelitis who had not previously been immunized. The Clinic also opened a new on-site physical therapy unit so that personnel need not necessarily be referred outside the department.

- The Deputy Chief for Personnel and Training participated in extensive pay negotiations with the International Brotherhood of Police Officers which

represents our officers and sergeants. He also negotiated an agreement on working conditions with the American Federation of Government Employees which represents the non-supervisory wage grade employees of the Property Division.

- A special staff of policewomen conducted a 6-month Females in Law Enforcement Study to further advance our already successful program in the hiring and utilization of policewomen. The study culminated in a series of seminars and a report including several recommendations.

- Our Chaplains, Dr. W. Kenneth Lyons, Reverend William Bishop, Reverend James J. Powderly, Rabbi Simeon Kobrinetz, and Reverend R. Joseph Dooley, shown from left to right in the photograph below, continued to help our employees with spiritual and personal problems.




We plan . . .

The mission of the Planning and Development Division is to design and disseminate departmental policies, procedures, and programs. Essentially, the division engages in long-range planning, organizational analysis, and the continual review of departmental operations in order to develop improved procedures and ensure optimum utilization of resources.

In support of its mission during Fiscal Year 1976, the Planning and Development Division accomplished the following . . .

- As always, the Financial Management Branch prepared and justified the department's budget.
- The Special Projects Unit, in cooperation with an *ad hoc* committee, researched and evaluated the department's motor scooter program, recommending that the current fleet size be maintained, but that training be increased and procedures tightened to prevent accidents.
- Special Projects also evaluated the formerly used visibility jackets and decided to purchase new ventilated jackets with reflective tape attached as a safety factor.
- The Directive Development Unit developed a working agreement between our department and the Washington Metropolitan Area Transit Authority concerning police services and responsibilities in and around METRO rapid rail facilities.
- The Management Programs Unit revised numerous department forms, thus facilitating better report writing and eliminating duplication of information.
- The Administrative Management Section published the first revision to the department's Correspondence Handbook which stipulates uniform procedures for the preparation of our written material.
- Division personnel operated the Headquarters Command Center during the peak Bicentennial activities over the Fourth of July weekend. A remote backpack television transmitter was utilized to show crowd scenes to command personnel.



We counsel . . .

The mission of the Office of the General Counsel is to organize and plan comprehensive legal programs for the department, advise top administrators on the legal aspects of our operating policies and training programs, and monitor criminal cases which are lost or affected by incomplete investigation or improper police procedures. This office has been the prototype for legal advisor units in many police departments throughout the country.


In support of its mission during Fiscal Year 1976, the Office of the General Counsel accomplished the following . . .

- The Deputy General Counsel served as an advisor to the department's chief negotiator in his labor relations program.
- An Assistant General Counsel is an authority on the issues of freedom of information, privacy, open government, and criminal history record information access. He has, among other activities in these areas, formulated the department's guidelines on criminal history records.
- The Court Liaison Branch continued its extremely helpful review of "no-papered" cases and, through its pinpointing of police error in the

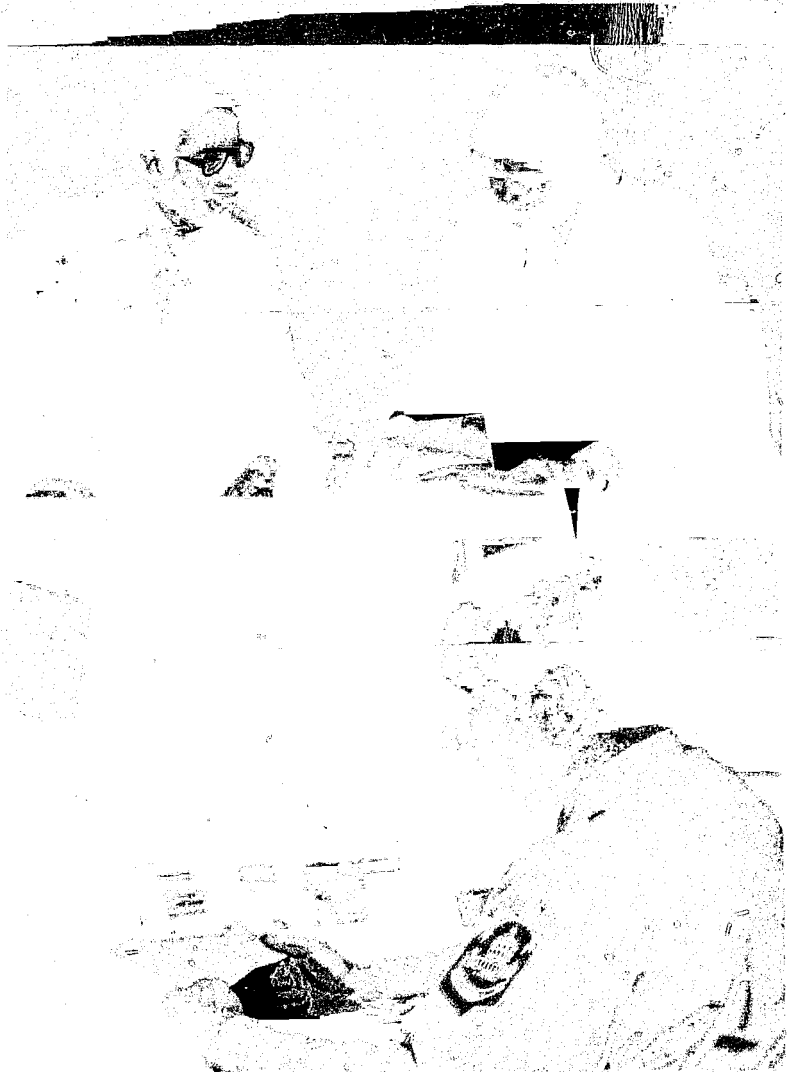
preparation of criminal cases, has succeeded in reducing the number of no-papered cases by half. The branch also studies the interaction between police and prosecutors in an effort to improve this cooperative working relationship.

- As part of its function as the department's legislative representative, the office has recently prepared proposed legislation on subjects ranging from gun control to regulations on the security alarm industry in the District of Columbia. The latter legislation is needed as there are approximately 40,000 alarm activations per year with a false alarm rate in excess of 98 percent.

Inspector Claude W. Dove, Court Liaison Officer, with Vernon S. Gill, the department's General Counsel.



Robert E. Deso, Deputy General Counsel, with Officer Larry Simon, President of Local 442 of the International Brotherhood of Police Officers.



We teach . . .

The mission of the Training Division is to develop, administer, supervise, coordinate, present, and evaluate training programs for sworn members and employees of the department. The division's responsibilities range from providing a 17-week modular training program for recruit officers to sending departmental personnel to specialized training sessions and seminars throughout the country.


In support of its mission during Fiscal Year 1976, the Training Division accomplished the following . . .

- In their on-site filming and sound studio built by in-house personnel, division staff members produced 31 films for in-service training, including two that were specifically geared towards helping Bicentennial tourists and concerned the history of Washington, D. C., and points of interest in our city.

- In August 1975, our department's canine team, based in the Training Division's Canine Training Section, won the First Place Team Award and other top honors at the National Canine Association Seminar and Trials. In June 1976, the section presented a two-day canine demonstration in conjunction with the Bicentennial Celebration.

- The Experienced Officers School trained 238 officers and included an innovative 8-hour field canvass during which the entire class canvassed an area singled out by our Homicide, Sex Offense, or Robbery Units for investigation. Several good leads on criminal cases were developed via this saturation technique.

- A full-time librarian has been assigned to the department's library. The Library of Congress has also authorized a greater variety of surplus editions for our library. Thus, it is anticipated that use of department reading materials and reference books will considerably increase.






We belong . . .

The mission of the Community Relations Division is to develop and promote programs to improve police relations with the community and the news media. The division also maintains liaison with other public and private agencies to ensure the fullest possible cooperation. A public information program for disseminating timely and factual information concerning department operations is also administered by this division.

In support of its mission during Fiscal Year 1976, the Community Relations Division accomplished the following . . .

- The TTY System, a phone for the deaf, was implemented with the cooperation of our Communications Division. This program enables deaf persons to quickly obtain police, ambulance, and fire department assistance via a teletype/telephone system. The program is a major help to some of the 6,489 totally deaf and 49,350 persons with hearing impairments living in our city.
- An officer has been appointed to serve as liaison between our department and the city's Spanish citizens to ensure that police meet the expanding needs of our Spanish community. The officer, utilizing his expertise in the Spanish language, presents lectures on the activities and services available from our department.
- Our Officer Friendly Program reached over 145,000 youths during the 1975-76 school year. Officers Friendly also serve as counselors at the Boys' Club's Camp Brown and assist with our Operation Identification Program. Additionally, they register bicycles in order to deter theft and conduct bicycle safety programs in an effort to lessen the number of deaths and injuries resulting from their use.
- Our Officers Friendly have presented a film entitled *The 3rd Rail* to youths at various city schools as part of a safety program concerning the dangers of our city's new subway. The film has also been presented to our field officers to ensure that they are thoroughly familiar with the rapid-rail system.
- Members of the Community Relations Division contributed \$600.00 to the "Meals on Wheels Program." This action enabled one senior citizen to have a hot lunch every day during FY 1976.
- Our Public Information Office continued its "in-house" exchange of information with individual officers about job-related problems or rumors. An average of 20 calls per week are researched to ensure that rumors are squashed and our members are accurately informed.
- Our Media Committee has been greatly expanded. Representatives from every metropolitan area law enforcement agency and every segment of the news media now get together once a month to better understand the relationship of police and press in today's world.
- The Community Relations Division acted as the police coordinator for the annual School Safety Patrol Parade. Thousands of school patrols and band members marched in the parade promoting "safety first." The event was covered by numerous newspaper, radio, and television personalities.
- The Chief's Advisory Council, established to discuss the mutual problems and goals of our community and department, has extended the Crime Reduction Award Program which began on July 1, 1975. The program gives public recognition to members of the police district achieving the largest quarterly crime reduction and is encouraging our officers in the seven police districts to work even harder to cut crime.








Members of the Citizens' Advisory Council.



Seated from left to right are: Mr. Louis Traxel; Bishop John T. Walker, Chairman; Chief Cullinane; and Mr. Calvin Rolark, Vice Chairman. Standing from left to right are: Mr. David L. Wellington, Mr. William Carpenter, Ms. Mary Keyserling, Mr. Frank Braxton, and Mr. Albert Long. Not present when photograph was taken: Mr. R. Rimsky Atkinson, Mrs. Barbara Izaguirre,



26 Mrs. Bobbie McMahan, and Mr. Oliver J. Neslage.


1000 BIRTHDAY PARTY

On the occasion of the 1000th birthday of the city of Washington, D.C., the Mayor and Mrs. Washington, with their family, and a large number of guests, attended a birthday party at the Blue Room, the Washington Hotel, on the night of the 4th of July.









We communicate . . .

The mission of the Communications Division is to provide the department with timely communications services by recording and classifying requests for police assistance received by telephone or radio from the public or other law enforcement agencies. The division then assigns these calls to the appropriate unit of the department for action. The division is also responsible for operating our teletype system, acting as the focal point for entries and inquiries into NCIC and WALES, and maintaining all department communications equipment.


In support of its mission during Fiscal Year 1976, the Communications Division accomplished the following . . .

- The efficiency of our dispatching procedure was greatly enhanced when the Digital Vehicle Identifier System was placed into operation for units in the First and Fourth Districts. Basically, the system allows the dispatcher to know which unit is calling via a piece of equipment which automatically displays the unit's identifying number. Some of our portable radios also currently have this feature, and the system will be expanded as old equipment is replaced.

- In an effort to better serve all citizens of our community, a roster is now being kept which identifies the Spanish-speaking dispatchers and telephone clerks on duty to handle calls from our citizens who only speak Spanish.

- The division established a "stacked call" system providing for assignment of calls on a priority basis and resulting in more effective time utilization.

- A Citizens' Band Radio Monitor System has been installed at both Police Headquarters and the Harbor Section. During morning and evening rush hours, a volunteer member of Federal City React monitors the Citizens' Band emergency channel to identify traffic problems and other emergency situations.



We supply . . .

The mission of the Property Division is to provide the department with centralized control of property and maintenance functions. This includes such specific responsibilities as storing and issuing all uniforms, vehicles, office supplies and equipment. The division also maintains an "in-house" carpenter shop; stores and controls evidence, contraband, lost and found property, and impounded vehicles; and repairs office machines, vehicles, and service weapons.


In support of its mission during Fiscal Year 1976, the Property Division accomplished the following . . .

- On September 22, 1975, the Armorer began a rebluing program for members' service weapons. A total of 426 weapons were reblued in-house, saving the department approximately \$12,000.00. Repairs were also made to 600 service revolvers during FY 1976.

- The Transportation Branch has continued its program of cannibalizing automotive parts from surveyed vehicles to repair vehicles damaged in accidents. This program has had a two-pronged result—a reduction of 40 percent in the repair cost factor and a reduction in vehicle downtime.

- Transportation Branch auto mechanics have begun to rebuild carburetors, power steering pumps, alternators, drive shafts, and rear-end differentials in-house. They also repaired all vehicle air conditioning malfunctions during FY 1976. The servicing and repair of these units has resulted in a substantial savings to the department.

- The Property Control Branch held numerous auction sales during the past year. The public auctions included such items as abandoned vehicles, liquor, bicycles, and jewelry.



We process . . .

The mission of the Data Processing Division is to provide the department with data processing service and operational planning information. This includes maintaining WALES, designing statistical reporting systems, and determining the most effective means of handling data requirements. The division also analyzes the rate and types of crimes and traffic accidents to give command personnel greater insight into the nature of these problems.

In support of its mission during Fiscal Year 1976, the Data Processing Division accomplished the following . . .

- All statistical reports concerning major violator data are now generated within two days instead of three weeks as a result of a new batch programming system.



- A Traffic Accident/Injury System was implemented, permitting information concerning traffic accidents to be extracted from our computer by specific location, apparent cause, or weather conditions.

- The Staff Review Section assisted in developing a training film which covers the most common errors made by personnel preparing arrest and accident reports.

- The Crime and Traffic Analysis Section prepared maps reflecting the number of crime index

offenses occurring in the Bicentennial visitor impact area and established a Traffic Analysis File to project reports on the volume and flow of traffic during the Bicentennial Year.

- As larceny is one of the most common crimes and automobiles are frequent targets, the Operations Planning Branch, in cooperation with the D. C. Department of Transportation, extended our Operation Identification Program to permit citizens to have such items as CB radios and tape decks engraved by department cadets while waiting for their vehicles to be inspected. A sticker, warning would-be thieves that the identifying information is on file with our department, is then attached to the vehicle's window.



Chief Inspector James A. Foote of the D. C. Department of Transportation and Chief of Police Maurice J. Cullinane kick off Operation Identification at a vehicle inspection station.

We record . . .

The mission of the Identification and Records Division is to provide the department with comprehensive criminal record and photographic services and the technical expertise necessary for conducting firearms, ballistics, fingerprint, questioned documents, and crime scene examinations. The division also registers weapons; provides mail, messenger, and printing services; and maintains the central prisoner processing and holding facility. Criminal warrant and stolen and lost property files are also housed in this division.

In support of its mission during Fiscal Year 1976, the Identification and Records Division accomplished the following . . .

- The decentralized prisoner processing program currently includes all but one police district. Certain prisoners are now fingerprinted and photographed at the district station houses instead of at the Central Cell Block in Headquarters. As a result, the manhours previously required to transport these prisoners have been significantly reduced.

- The Modus Operandi Section, which maintains color slides of prisoners, coded 8,213 slides and entered this data into our computer. The section also arranged 1,450 viewings of criminal suspects resulting in 198 positive identifications of wanted persons.

During the annual vehicle registration renewal period, the Traffic and Criminal Warrant Section collected \$1,146,587.00 for outstanding

traffic warrants from persons seeking to renew their vehicle registration. This represents a 100 percent increase in the collateral collected over FY 1975.

- The Mail and Correspondence Section purchased a \$40.00 nonprofit postage slug to handle the mailing of Police Boys' Club material, thus saving the department 11 cents per letter. The total savings for the year was \$23,584.88.

- Due to the recent changes in the Department of Justice regulations concerning the dissemination of criminal history information, several departmental policy changes became necessary. As a result, the workload at the public service counter and the mail room increased substantially, but was handled without additional personnel.



We "sting" . . .

"The Sting," a highly successful fake fencing operation run jointly by our department and the FBI, provides a dramatic example of how our many diverse organizational elements work together to achieve an extremely complex tactical goal. In support of "the Sting," various units accomplished the following . . .

- Our Second District initiated and took major responsibility for the project, while various other districts, including the Fifth and Sixth, contributed extra manpower.

- Our Check Section assisted in the operation due to the hundreds of stolen credit cards and checks which were recovered.

- Our Major Violators Section compiled the statistics and criminal history information on the arrestees and disseminated such information to the news media.

- Our Planning and Development Division obtained Law Enforcement Assistance Administration grant funding for the project.

- Our Police and Fire Clinic provided on-site medical coverage during the entire operation.

- Our Field Inspections Division provided prisoner control services for nearly 100 individuals arrested in a 36-hour period.

- Our Special Operations Division carried out many of the actual "Sting" arrests at a fake "party" given to round up most of the suspects at one time.

- Our Community Relations Division handled post-"Sting" publicity and responded to correspondence concerning the operation.

- Our Property Division built offices for "Sting" personnel.

Photo by Ray Lustig, Washington Star

Official White House Photo




We honor . . .

The Police Officers Who Have Given Their Lives In the Performance of Their Duty

Doyle, Francis M.	Dec. 29, 1871	McDonald, Harry J.	July 22, 1929	Myers, Lester C.	Nov. 13, 1953
Fowler, John H.	Sept. 9, 1884	Alexander, Edgar P.	Nov. 16, 1929	Shelton, Harold K.	May 3, 1959
Passau, Fritz	May 17, 1889	Kaylor, Rose H.	Dec. 10, 1929	Brereton, Donald	Jan. 7, 1960
Orippen, Americus N.	Nov. 5, 1889	Bauer, Frederick W.	June 6, 1930	Dodson, Terrell M.	April 17, 1960
Constantine, Adolphus O.	Sept. 10, 1891	Seoville, Frank J.	Sept. 24, 1930	Hunter, Elmer L.	March 20, 1963
Slack, Julius B.	Nov. 27, 1891	Taylor, Jessie L.	May 17, 1931	Higginbotham, David C.	Dec. 7, 1963
Smith, John J.	July 7, 1904	Poole, Charles D.	Aug. 4, 1931	Handwerk, Robert D.	Jan. 24, 1964
Yelton, William E.	Nov. 9, 1903	Gelhar, Arthur H.	Aug. 8, 1931	Donovan, Martin J.	July 9, 1964
Mathews, William H.	March 5, 1909	Swanson, Elmer A.	July 6, 1932	Willis, Marcus P.	Dec. 27, 1965
Gawen, Willie R.	March 2, 1915	Shinault, George D.	Aug. 14, 1932	Stocker, Marvin L.	March 23, 1966
Conrad, John A.	May 21, 1918	Sindair, Raymond V.	Dec. 28, 1934	Ponton, Russell W.	May 2, 1967
Dunigan, David T.	May 21, 1918	Nussbaum, Frank L.	Feb. 16, 1936	Silvia, Gilbert M.	Nov. 25, 1967
Kidwell, Lester M.	July 11, 1918	Jones, Paul W.	March 15, 1936	Dorsey, Lawrence L.	Feb. 2, 1968
Wilson, Harry	July 21, 1919	Wessells, Ernest T.	April 23, 1938	Williams, Eugene J.	Feb. 27, 1968
Armstrong, James E.	Dec. 20, 1919	Conklin, Richard T.	June 5, 1938	Williams, Stephen A.	July 2, 1968
McKimmie, Oscar A.	Jan. 17, 1920	Grant, Raymond E.	Aug. 14, 1939	Ivery, Willie C.	Nov. 15, 1968
Bradley, Preston E.	Feb. 21, 1921	Davis, Robert W.	Jan. 1, 1940	Gody, Michael J.	July 14, 1969
Hayden, Samuel C.	Feb. 27, 1921	Cummins, Charles F., Jr.	June 12, 1940	Hawfield, David C.	July 14, 1969
Ohlin, George D.	Oct. 20, 1921	Blackwell, Otho L.	June 13, 1940	Naim, Allan L.	Nov. 30, 1969
Kelcher, Edmund P.	Jan. 10, 1922	Galle, Uel M.	Aug. 19, 1940	Rose, David H.	Feb. 20, 1971
Stange, Frederick G.	Feb. 28, 1923	Rosenberg, Irving	Feb. 15, 1942	Fisher, Glenn P.	March 10, 1971
Purcell, John	Oct. 17, 1923	Johnston, Charles R.	May 9, 1943	Young, Gerard F.	May 21, 1971
Leisinger, Raymond C.	Aug. 28, 1924	Weston, William J., Jr.	March 5, 1945	Sigmon, William L.	May 25, 1971
Koontz, Claude C.	Nov. 30, 1925	Downs, Donald W.	Sept. 1, 1946	Harwood, Dana E.	Sept. 25, 1972
Skinner, Earl A.	June 9, 1926	Hamilton, Harry E.	Nov. 1, 1946	Hassell, Ronnie W.	Dec. 2, 1972
Busch, Leo W. K.	Sept. 28, 1926	Taylor, Richard H.	Dec. 13, 1946	Jones, George D., Jr.	March 24, 1973
Holm, James G.	Feb. 11, 1928	Estes, Hubert W.	May 16, 1947	Cobb, Gail A.	Sept. 20, 1974
Rupe, Claude O.	Oct. 14, 1928	Donoghue, Mortimer P.	Sept. 15, 1948	Acoti, Michael J.	Oct. 16, 1976
McAuliffe, John F.	Jan. 21, 1929	Beacham, Grady A.	Dec. 2, 1948		
Buchanan, William S.	April 18, 1929	Cassels, George W.	July 12, 1953		

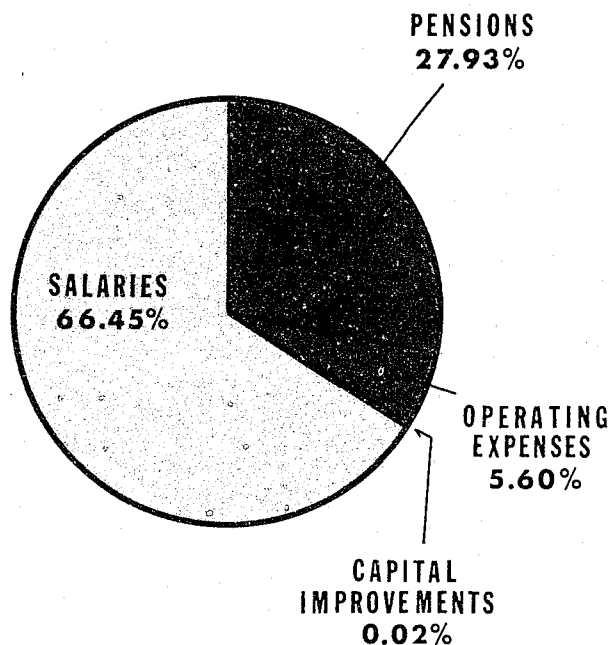
W e



Department Resources

Budget Appropriations

UNIT	TOTAL BUDGET	PERCENT OF DEPARTMENT BUDGET
Administration		
Chief of Police	\$ 592,400	0.45
Field Operations Bureau		
Field Operations Officer	246,600	0.19
Patrol Division	56,553,300	42.77
Criminal Investigations	4,146,500	3.13
Traffic Division	1,583,600	1.20
Youth Division	1,240,800	0.94
Special Operations	4,921,600	3.72
Administrative Services Bureau		
Administrative Services Officer	145,000	0.11
Community Relations Division	545,800	0.41
Planning & Development	1,051,600	0.79
Training Division	1,137,000	0.86
Personnel Division	708,600	0.54
Police & Fire Clinic	792,800	0.60
Disciplinary Review Division	142,800	0.11
Technical Services Bureau		
Technical Services Officer	81,700	0.06
Identification & Records	3,328,200	2.52
Communications Division	3,272,500	2.47
Property Division	1,831,400	1.39
Data Processing Division	1,706,300	1.29
Inspectional Services Bureau		
Inspectional Services Officer	63,200	0.05
Internal Affairs Division	686,400	0.52
Field Inspections Division	487,600	0.37
Morals Division	1,981,700	1.50
Intelligence Division	640,100	0.48
Police Pension and Relief		
Relief Payments	32,936,700	24.91
Payments to Beneficiaries	4,898,800	3.70
Police Support Activity	6,501,100	4.92



Salaries	\$ 87,887,500
Pensions	36,935,500
Operating Expenses*	7,401,100
Total Operating Expenses	132,224,100
Capital Improvements	
Equipment	32,800
Total Capital Improvements	32,800
Grand Total	\$132,256,900
Supplemental Grant Funding	\$ 652,100

*Operating expenses include \$900,000 in retirement refunds budgeted for sworn officers resigning from the department.

Salaries

Police

SALARY CLASS AND TITLE	SERVICE STEP								
	1	2	3	4	5	6	7	8	9
Class 1: Police Private	\$12,296	\$12,667	\$13,282	\$13,897	\$14,877	\$15,863	\$16,478	\$17,093	\$17,707
Class 3: Detective Assistant Pilot	15,370	16,139	16,907	17,676	18,444	19,213	19,981	—	—
Class 4: Police Sergeant Detective Sergeant	16,700	17,532	18,370	19,207	20,045	20,877	—	—	—
Class 5: Police Lieutenant	19,303	20,273	21,237	22,202	23,166	—	—	—	—
Class 6: Marine Engineer, Pilot	21,089	22,138	23,193	24,242	—	—	—	—	—
Class 7: Police Captain	22,870	24,014	25,159	26,299	—	—	—	—	—
Class 8: Police Inspector	26,511	27,836	29,166	30,496	—	—	—	—	—
Class 9: Deputy Chief of Police	31,111	33,215	35,325	37,434	—	—	—	—	—
Class 10: Assistant Chief of Police	36,888	39,347	41,806	—	—	—	—	—	—
Class 11: *Chief of Police	42,665	45,251	—	—	—	—	—	—	—

Civilian

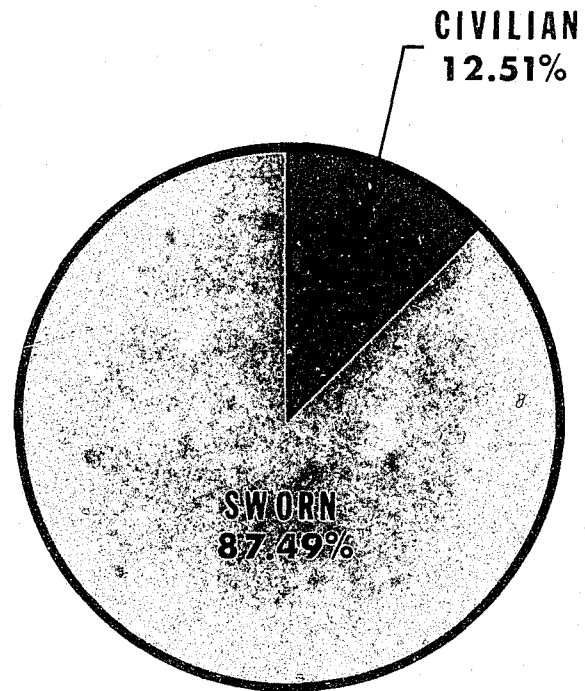
	SERVICE STEP									
	1	2	3	4	5	6	7	8	9	10
GS-1	\$ 5,559	\$ 5,744	\$ 5,929	\$ 6,114	\$ 6,299	\$ 6,484	\$ 6,669	\$ 6,854	\$ 7,039	\$ 7,224
2	6,296	6,506	6,716	6,926	7,136	7,346	7,556	7,766	7,976	8,186
3	7,102	7,339	7,576	7,813	8,050	8,287	8,524	8,761	8,998	9,235
4	7,976	8,242	8,503	8,774	9,040	9,306	9,572	9,838	10,104	10,370
5	8,925	9,223	9,521	9,819	10,117	10,415	10,713	11,011	11,309	11,607
6	9,946	10,278	10,610	10,942	11,274	11,606	11,938	12,270	12,602	12,934
7	11,046	11,414	11,782	12,150	12,518	12,886	13,254	13,622	13,990	14,358
8	12,222	12,629	13,036	13,443	13,850	14,257	14,664	15,071	15,478	15,885
9	13,482	13,931	14,380	14,829	15,278	15,727	16,176	15,625	17,074	17,523
10	14,824	15,318	15,812	16,306	16,800	17,294	17,788	18,282	18,776	19,270
11	16,255	16,797	17,339	17,881	18,423	18,965	19,507	20,049	20,591	21,133
12	19,386	20,032	20,678	21,324	21,970	22,616	23,262	23,908	24,554	25,200
13	22,906	23,670	24,434	25,198	25,962	26,726	27,490	28,254	29,018	29,782
14	26,861	27,766	28,651	29,546	30,441	31,336	32,231	33,126	34,021	34,916
15	31,309	32,353	33,397	34,441	35,485	36,529	37,573	38,617*	39,661*	40,705*
16	36,338	37,549	38,760*	39,971*	41,182*	42,393*	43,604*	44,815*	46,026*	—
17	42,066*	43,468*	44,870*	46,272*	47,674*	—	—	—	—	—
18	48,654*	—	—	—	—	—	—	—	—	—

*The basic pay for employees at these rates is limited by Section 5308 of Title 5 of the United States Code to the rate for Level V of the Executive Schedule (currently \$37,800).

Distribution

Civilian

Office of the Chief of Police	9
Field Operations Bureau	2
Patrol	63
Criminal Investigations	18
Traffic	3
Youth	6
Special Operations	11
Total	103
Administrative Services Bureau	74
Planning & Development	48
Total	122
Inspectional Services Bureau	17
Technical Services Bureau	377
Grand Total	628



Police - By Rank and Unit

As of June 30, 1976

RANK OR GRADE	TOTAL	1	2	3	4	5	6	7	FIELD OPER.	CID	TD	YD	SOD	ADM. SERV.	TECH. SERV.	INSP. SERV.	OFFICE OF CHIEF	GENERAL COUNSEL
Chief of Police	1	—	—	—	—	—	—	—	—	—	—	—	—	—	—	—	1	—
Assistant Chief of Police	4	—	—	—	—	—	—	—	1	—	—	—	—	1	1	1	—	—
Deputy Chief of Police	8	—	—	—	—	—	—	—	1	1	1	1	1	3	—	—	—	—
Inspector	27	1	1	1	1	1	1	1	5	—	—	—	—	8	2	4	—	1
Captain	48	3	4	4	4	4	4	3	—	4	1	1	2	5	4	5	—	—
Lieutenant	177	15	19	16	15	15	14	17	1	10	4	3	7	16	13	10	1	1
Sergeant	553	56	50	55	46	50	37	41	2	20	15	9	31	49	40	48	1	3
D/Sergeant	31	1	1	2	—	1	2	2	—	10	—	2	1	6	1	2	—	—
Officer—Men	2,587	366	300	309	265	274	200	229	—	4	53	29	182	190	160	17	—	9
Officer—Women	285	38	38	37	29	27	19	24	—	1	1	2	7	41	18	2	—	1
Technician	165	16	16	19	12	16	11	19	—	6	2	3	3	9	29	4	—	—
PLC—with Comp	435	28	16	44	25	23	16	25	—	140	6	19	1	20	—	72	—	—
PLC—without Comp	69	10	11	—	—	9	4	3	—	7	—	—	—	—	—	25	—	—
Total	4,390	534	456	487	397	420	308	364	10	203	83	69	235	348	268	190	3	15

Authorized Strength 4,750
Actual Strength 4,390
Total Vacancies 360

of Personnel

Police - By Rank and Assignment

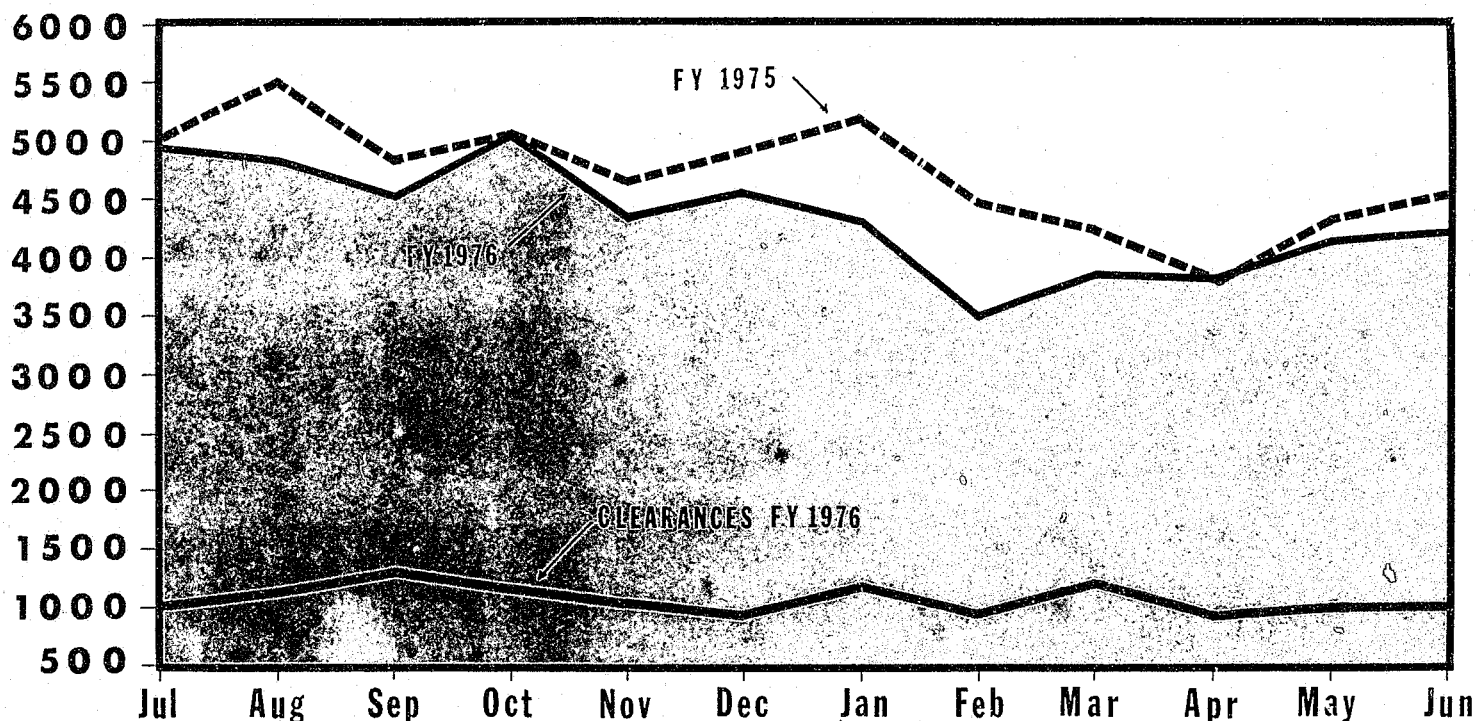
As of June 30, 1976

ASSIGNMENT	TOTAL	CHIEF	ASSISTANT CHIEF	DEPUTY CHIEF	INSPECTOR	CAPTAIN	LIEUTENANT	SERGEANT	DETECTIVE SERGEANT	OFFICER - MEN	OFFICER - WOMEN	TECHNICIAN	PLAINCLOTHESMAN W/COMP	PLAINCLOTHESMAN W/OUT COMP	CADET
Administrative	72	—	3	5	20	35	8	1	—	—	—	—	—	—	—
Supervisory	166	—	—	—	5	—	109	43	9	—	—	—	—	—	—
Station Clerk	46	—	—	—	—	—	—	—	—	18	1	27	—	—	—
Patrol Signal System	15	—	—	—	—	—	—	—	—	13	2	—	—	—	1
Clerical	217	—	—	—	—	—	1	30	1	147	27	11	—	—	22
Light Duty	—	—	—	—	—	—	—	—	—	—	—	—	—	—	—
Community Relations	124	—	—	—	—	—	7	12	1	88	16	—	—	—	—
Radio Operator	90	—	—	—	—	—	—	11	—	73	6	—	—	—	14
Instructor	39	—	—	—	—	—	—	12	—	26	1	—	—	—	—
Maintenance (Radio and Vehicles)	35	—	—	—	—	—	1	9	—	25	—	—	—	—	5
Other	42	—	—	—	—	—	—	2	—	38	2	—	—	—	2
(A) Sub-Total	846	—	3	5	25	35	126	120	11	428	55	38	—	—	44
Acting Sergeant	—	—	—	—	—	—	—	—	—	—	—	—	—	—	—
Foot Patrol	210	—	—	—	—	—	—	3	—	195	12	—	—	—	41
Canine Foot Patrol	20	—	—	—	—	—	—	3	—	—	—	17	—	—	—
Tactical Foot Patrol (Uniform)	73	—	—	—	—	—	—	4	—	60	9	—	—	—	—
Scooter Patrol	200	—	—	—	—	—	2	24	—	167	7	—	—	—	—
Recruits	8	—	—	—	—	—	—	—	—	3	5	—	—	—	—
One-Man Scout Car	297	—	—	—	—	—	—	149	1	128	1	18	—	—	—
Two-Man Scout Car	388	—	—	—	—	—	—	—	—	365	9	14	—	—	—
Tactical Patrol (Vehicle)	85	—	—	—	—	—	2	10	—	68	3	2	—	—	—
Transport Vehicle	48	—	—	—	—	—	—	—	—	46	2	—	—	—	—
Traffic Car	52	—	—	—	—	—	—	9	—	38	1	—	4	—	—
Motorcycle	11	—	—	—	—	—	—	1	—	10	—	—	—	—	—
Criminal Investigation	332	—	—	—	—	—	9	23	10	31	3	1	235	20	1
Vice Investigation	132	—	—	—	—	1	2	21	—	12	4	—	63	29	—
Casual Clothes Patrol	120	—	—	—	—	—	2	12	1	98	4	2	—	1	—
Plants	4	—	—	—	—	—	—	—	—	4	—	—	—	—	—
Traffic Post	1	—	—	—	—	—	—	—	—	1	—	—	—	—	—
Identification Officer	69	—	—	—	—	—	—	—	—	44	4	21	—	—	2
Helicopter Patrol	18	—	—	—	—	—	—	2	—	16	—	—	—	—	—
Harbor Patrol	19	—	—	—	—	—	—	3	—	16	—	—	—	—	—
Other Investigation	72	—	—	—	—	3	3	27	2	10	—	—	25	2	—
Other	88	—	—	—	—	—	—	23	—	57	3	5	—	—	—
(B) Sub-Total	2,247	—	—	—	—	4	20	314	14	1,369	67	180	327	52	44
(C) Leave/Day-Off Sub-Total	1,132	1	1	3	2	9	28	115	6	685	133	37	98	14	18
CDU	2	—	—	—	—	—	—	2	—	—	—	—	—	—	—
Training	30	—	—	—	—	—	1	—	—	18	2	—	2	—	—
School	5	—	—	—	—	—	—	—	—	3	1	—	1	—	—
Official Visit	—	—	—	—	—	—	—	—	—	—	—	—	—	—	—
Other	128	—	—	—	—	—	2	22	—	84	27	13	7	3	5
(D) Sub-Total	165	—	—	—	—	—	3	24	—	105	30	10	10	3	5
(E) Total Command (A+B+C+D)	4,390	—	4	8	27	48	177	553	31	2,587	285	165	435	69	111
(F) Operating Strength (A+B)	3,093	—	3	5	25	39	146	434	25	1,797	122	118	327	52	88

Crime and Clearances

Index Crime

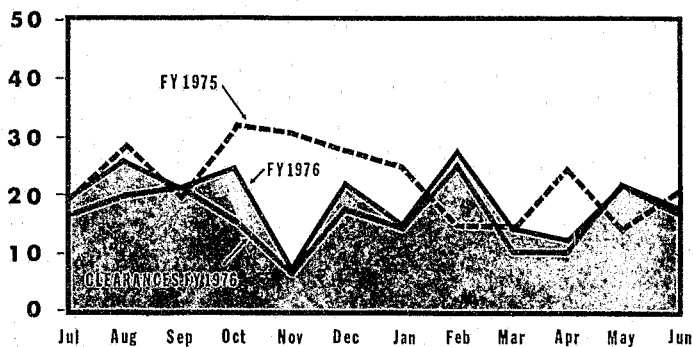
Total Index Crime (FY 1975-1976) and Clearances (FY1976)



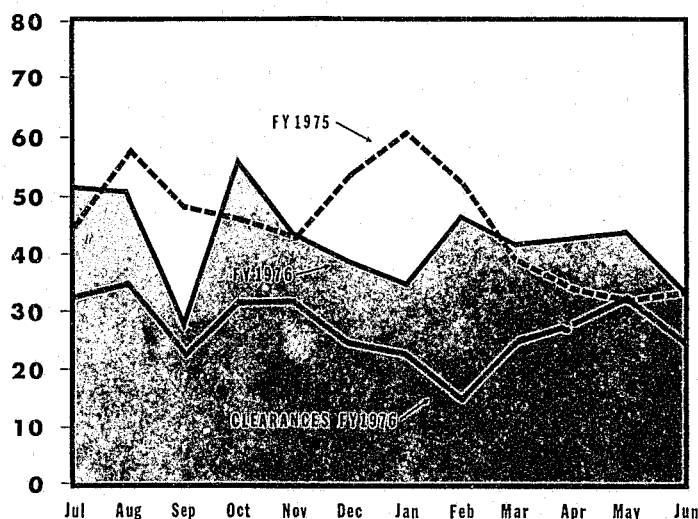
Reported offenses totaled 52,304 in FY 1976 – down 8.3 percent from 56,888 in FY 1975. All crime categories were down and each month was below the corresponding month of the previous year. The bulk of the decrease was in the winter months, with the return this year of traditional lows after summer peaks. Solved cases (clearances) increased from 12,769 to 13,128 raising the clearance rate to 25.1 percent.

Rape

Homicide



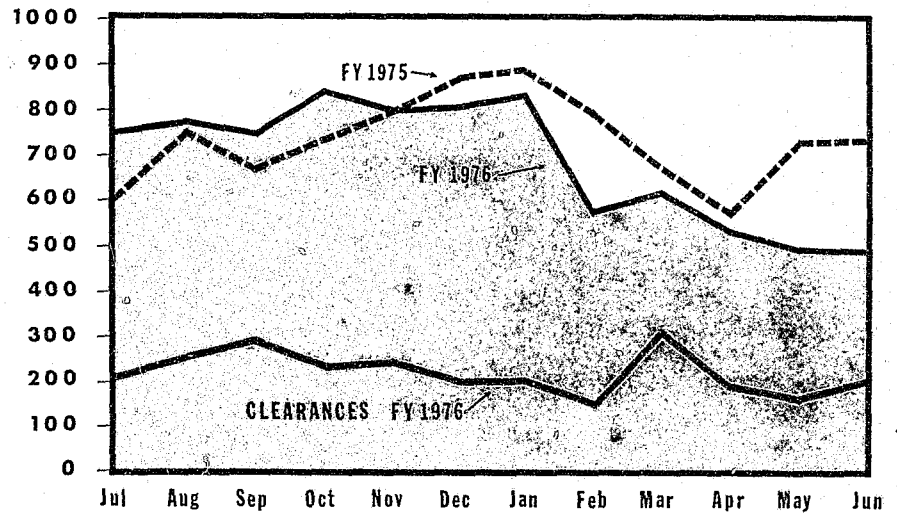
Homicide, the most variable of all Crime Index offenses, has been averaging 21.3 cases a month in the 1970's compared to under 10 in the early 1960's. This year's average was 19.2, totaling 230 compared to 273 in FY 1975. Clearance rates are generally close to 90 percent yearly but may exceed 100 percent in months when investigation is successfully concluded on cases from previous months.



Reported rape was reduced 5.5 percent from last year, 517 compared to 546, continuing the overall downward trend and making this year's incidence the lowest in six years. Better than three out of five cases were cleared this year.

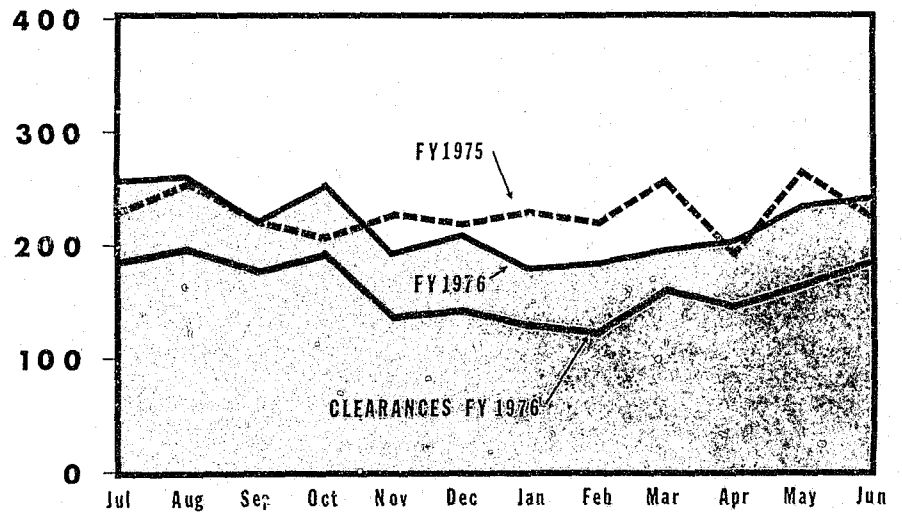
Robbery

Robbery for FY 1976 began at a high, non-seasonal 800-a-month plateau but ended the year under 500, for a total of 8,290 offenses - 6.5 percent below FY 1975's 8,846. Only one out of three cases were solved. There were 2,671 clearances this year compared to 2,471 last year.



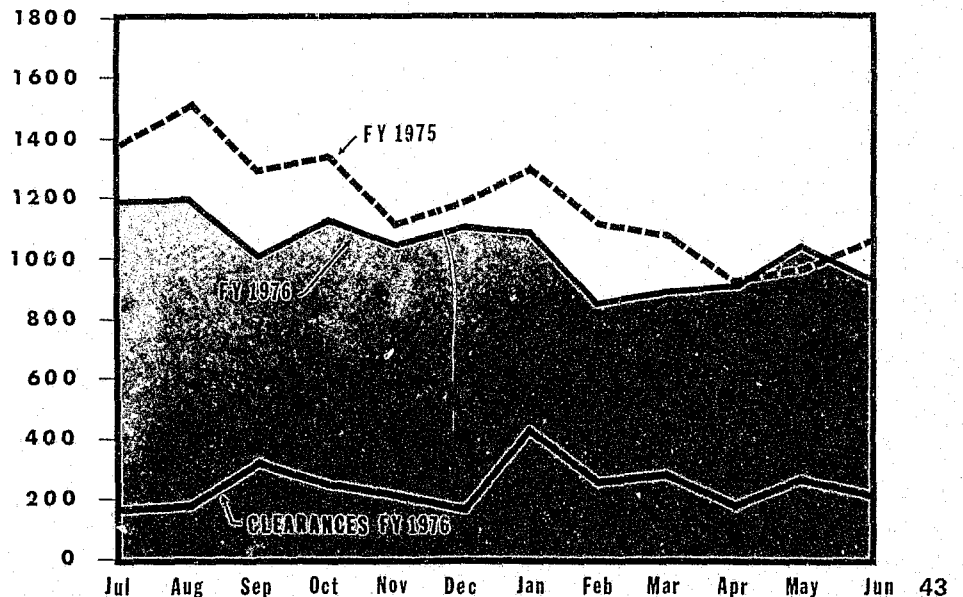
Aggravated Assault

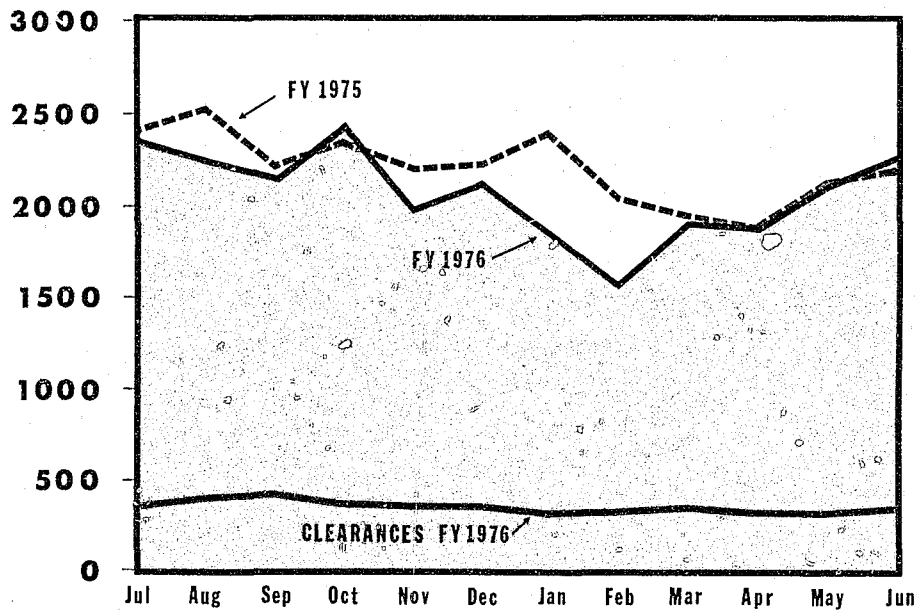
Aggravated assault has been decreasing for five years and continues to record new lows. At 2,648, this year's incidence is the lowest in eleven years.



Burglary

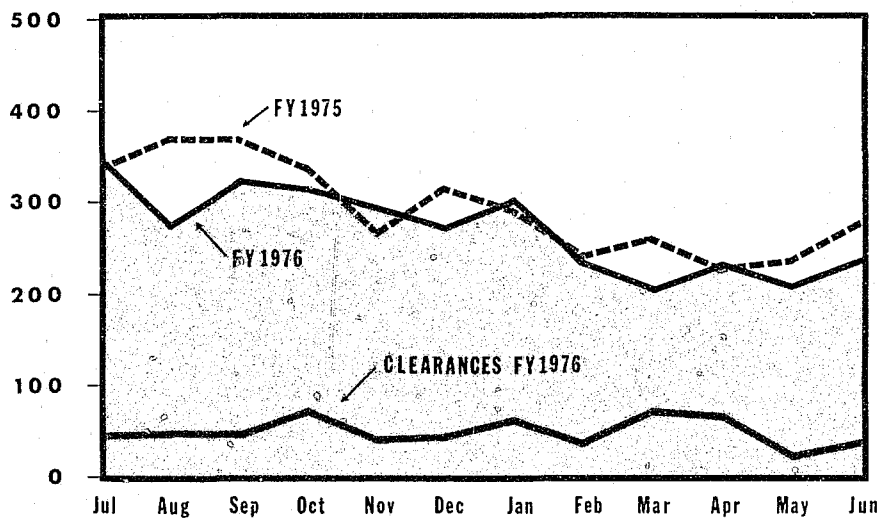
Burglary at 12,456 is 13.3 percent under FY 1975's 14,321, for the lowest total in three years. The peak in August was 1,202 compared to 1,521 last year. In FY 1970, the August peak was over 2,200. Clearances totaled 3,016 up 8.2 percent from last year's 2,781.





Larceny

Larceny traditionally peaks during the summer months, but for the past two years the winter lows have been of shorter duration. This year's offenses - 24,887 - are 6.5 percent below last year's - 26,545 - largely because of the greater winter decreases. Solved cases rose from 4,211 to 4,306 for a clearance rate of 17.3 percent - the lowest of any Crime Index category.



Auto Theft

Auto theft totaled 3,276 this year compared to 3,573 last year, a decrease of 8.6 percent. This is the sixth year in a row to record decreases from the previous year. This offense was formerly highly seasonal, with twice as many cars stolen in summer months as in winter, but the continuing downward trend of the past two years has flattened the seasonal factor. The clearance rate is also improving: 12.8 percent in FY 1974, 16.6 percent in FY 1975, and 19.4 percent in FY 1976.

CATEGORY	INDEX CRIME OFFENSES			INDEX CRIME CLEARANCES				
	FY 1975	FY 1976	*PERCENT CHANGE	FY 1975		FY 1976		RATE CHANGE
				TOTAL	PERCENT	TOTAL	PERCENT	
Homicide	273	230	-16.1	241	88.3	196	85.2	- 3.1
Rape	546	517	- 5.5	437	80.0	328	63.4	-16.6
Robbery	8,846	8,290	- 6.5	2,471	27.9	2,671	32.2	+ 4.3
Aggravated Assault	2,784	2,648	- 5.1	2,034	73.1	1,976	74.6	+ 1.5
Burglary	14,321	12,456	-13.3	2,781	19.4	3,016	24.2	+ 4.8
Larceny	26,545	24,887	- 6.5	4,211	15.9	4,306	17.3	+ 1.4
Auto Theft	3,573	3,276	- 8.6	594	16.6	635	19.4	+ 2.8
TOTAL	56,888	52,304	- 8.3	12,769	22.4	13,128	25.1	+ 2.7

Crime Data by Police District

CLASSIFICATION OF OFFENSES	TOTAL	1	2	3	4	5	6	7
Criminal Homicide								
Murder and Non-Negligent Manslaughter	230	32	12	53	33	33	33	34
Manslaughter by Negligence	30	4	7	2	2	5	5	5
Rape (By Force)	468	50	39	70	59	85	57	108
Assault with Intent to Rape	49	6	4	4	10	8	4	13
Carnal Knowledge	59	8	—	10	8	14	6	13
Attempt Carnal Knowledge	1	—	1	—	—	—	—	—
Total Rape Offenses	577	64	44	84	77	107	67	134
Assault								
By Gun	924	170	21	211	119	170	97	136
By Knife or Cutting Tool	819	176	35	207	82	148	80	91
By Other Dangerous Weapon	841	199	47	178	92	141	71	113
By Hands, Fists, etc. (Aggravated)	64	18	4	12	6	6	6	12
Other Assaults (Non-Aggravated)	1,450	335	169	210	203	187	143	203
Police Assaults	201	42	20	37	25	29	23	25
Total Assault Offenses	4,299	940	296	855	527	681	420	580
Robbery								
Highways, Streets, etc.	5,162	1,137	385	1,200	565	844	315	716
Commercial House	1,088	214	107	174	164	230	49	150
Gas or Service Station	234	57	12	12	37	66	21	29
Chain Store	149	29	15	15	23	30	12	25
Residence (Anywhere on Premises)	516	61	13	128	59	84	57	114
Bank, Credit Union and Other	128	44	61	8	5	3	1	6
Miscellaneous	1,013	190	66	209	151	150	83	164
Total Robbery Offenses	8,290	1,732	659	1,746	1,004	1,407	538	1,204
Armed Any Weapon	4,348	864	372	808	550	791	298	665
Strong Arm, No Weapon	3,238	697	230	792	374	495	202	447
Attempt	704	171	57	146	80	120	38	92
Burglary								
Residential, Night	2,154	277	165	321	357	304	287	443
Residential, Day	5,754	609	614	915	1,074	846	550	1,146
Residential, Unknown	102	15	—	30	1	22	13	21
Non-Residential, Night	2,119	417	304	384	269	442	134	169
Non-Residential, Day	2,273	458	461	396	289	389	119	161
Non-Residential, Unknown	54	16	12	5	6	8	3	4
Total Burglary Offenses	12,456	1,792	1,556	2,051	1,996	2,011	1,106	1,944
Unlawful Entry, No Force	3,217	451	538	626	465	394	259	484
Forcible Entry	8,756	1,256	919	1,356	1,467	1,555	793	1,410
Attempt	483	85	99	69	64	62	54	50
Larceny								
Pocket Picking	537	205	134	103	34	25	7	29
Purse Snatching	2,011	443	152	352	273	303	124	364
Shoplifting	2,262	1,206	485	197	127	109	47	97
From Auto, Not Accessory	6,298	1,384	1,083	1,508	644	773	319	587
Auto Parts, Accessories	5,724	1,021	715	727	959	1,043	518	741
Bicycles	1,568	305	435	196	235	169	101	127
From Buildings	5,121	1,061	1,796	790	475	503	192	304
From Coin Machine	323	47	65	61	53	39	16	42
All Other	1,037	215	197	133	130	165	89	108
Total Larceny Offenses	24,887	5,887	5,062	4,067	2,930	3,129	1,413	2,399
\$200 and Over	2,979	622	823	509	292	399	120	214
\$50 to \$200	9,748	2,156	2,041	1,479	1,288	1,297	561	926
Under \$50	12,160	3,109	2,198	2,079	1,350	1,433	732	1,259
Auto Theft	3,276	609	362	439	488	532	357	489
Total Part 1 Offenses	52,334	10,675	7,808	9,040	6,821	7,575	3,767	6,548
Total Crime Index Offenses	52,304	10,671	7,801	9,038	6,819	7,570	3,762	6,534
Total Part 2 Offenses	19,024	4,105	2,983	4,367	2,009	2,047	1,485	2,028
Grand Total (Part 1 and Part 2)	71,358	14,780	10,791	13,407	8,830	9,722	5,252	8,576

Arrests

Adults

CLASSIFICATION OF OFFENSES		Sex	AGE														Total	RACE	
			18	19	20	21	22	23	24	25-29	30-34	35-39	40-44	45-49	50 & Over	Age Not Reported		White	Non White
Murder and Nonnegligent Manslaughter	01a	M	21	10	16	15	13	4	15	51	26	8	6	8	13	4	212		
		F	2	—	2	2	1	—	2	7	7	4	7	3	8	—	45	18	239
Manslaughter by Negligence	01b	M	—	1	—	1	1	1	—	7	1	1	—	3	1	—	17		
		F	—	—	—	—	—	1	—	1	1	—	—	—	1	—	4		
Forcible Rape	02	M	27	14	10	9	15	12	9	62	27	11	13	4	3	4	220		
		F	—	—	—	—	—	—	—	—	—	—	—	—	—	—	—	6	214
Robbery	03	M	399	146	185	138	141	122	84	343	108	43	21	17	17	19	1,783		
		F	10	6	7	11	8	15	10	37	7	2	4	1	1	2	121	46	1,858
Aggravated Assault	04	M	61	35	44	44	54	52	47	305	210	142	104	91	182	11	1,382		
		F	16	9	10	8	14	13	18	57	61	33	19	18	35	3	294	98	1,578
Burglary—Breaking or Entering	05	M	226	84	111	96	88	86	63	221	95	55	42	31	17	16	1,231		
		F	8	1	4	8	2	5	1	13	5	3	1	2	1	—	54	74	1,211
Larceny—Theft (Except Motor Vehicle Theft)	06	M	352	176	169	172	171	146	134	541	280	200	102	63	111	29	2,646		
		F	69	35	44	55	46	35	48	116	67	28	28	15	34	9	629	364	2,911
Motor Vehicle Theft	07	M	94	48	49	46	45	26	29	88	42	20	12	11	7	4	521		
		F	4	3	7	8	7	6	—	6	3	1	1	1	1	1	49	48	522
Other Assaults	08	M	45	23	34	38	38	52	37	173	114	45	40	39	35	6	719		
		F	7	3	4	3	1	5	5	21	10	7	1	4	2	1	74	107	686
Arson	09	M	—	—	—	—	2	—	1	7	2	3	3	2	6	—	26		
		F	—	—	1	—	1	1	2	2	3	—	1	—	1	1	13	3	36
Forgery & Counterfeiting	10	M	12	3	15	18	14	17	16	81	31	17	5	7	3	2	241		
		F	6	1	7	4	14	7	9	39	6	3	—	—	1	—	97	31	307
Fraud	11	M	12	3	10	13	18	10	26	85	53	30	14	10	15	2	301		
		F	2	2	6	5	6	7	4	17	14	6	2	1	4	2	78	89	290
Embezzlement	12	M	—	—	—	—	—	—	2	16	1	2	3	1	1	—	26		
		F	—	1	—	1	1	2	1	2	—	—	1	—	—	—	9	19	16
Stolen Property; Buying, Receiving, Possessing	13	M	76	34	41	28	41	24	28	92	48	33	17	14	18	5	499		
		F	6	3	—	3	7	5	5	15	3	—	1	2	1	—	51	41	509
Vandalism	14	M	61	26	41	43	25	39	21	131	95	51	35	25	20	10	623		
		F	1	4	2	2	2	2	5	9	2	5	2	1	3	3	43	92	574
Weapons; Carrying, Possessing, etc.	15	M	81	40	56	74	69	60	73	256	163	111	82	84	124	11	1,284		
		F	7	3	7	9	2	6	8	24	22	12	12	5	9	—	126	132	1,278
Prostitution and Commercialized Vice	16	M	30	25	38	55	67	60	49	244	182	127	111	65	93	3	1,149		
		F	62	81	94	102	99	80	81	172	32	14	2	2	2	6	829	746	1,232
Sex Offenses (Except Forcible Rape and Prostitution)	17	M	13	6	17	11	14	7	12	58	42	23	18	15	12	3	251		
		F	3	3	4	10	3	5	5	15	2	—	2	—	1	—	53	77	227
Drug Abuse Violations	18	M	257	141	191	202	215	211	166	725	308	152	88	55	52	26	2,789		
		F	28	17	17	52	38	27	31	108	31	15	7	9	3	5	388	342	2,835
Gambling	19	M	69	16	40	34	25	23	29	130	92	65	61	70	229	7	890		
		F	1	1	1	6	2	1	—	6	6	3	8	6	26	1	68	31	927
Offenses Against Family and Children	20	M	—	1	1	—	1	1	1	3	4	1	—	—	—	—	13		
		F	—	—	—	—	1	—	—	—	1	—	—	—	—	—	3	—	16
Driving Under The Influence	21	M	7	12	19	27	35	49	26	169	240	273	394	342	479	21	2,163		
		F	—	—	3	2	1	1	2	5	10	7	13	10	1	3	64		
Liquor Laws	22	M	—	—	—	—	1	2	1	6	14	16	15	15	48	2	120		
		F	1	—	1	—	2	—	—	—	4	2	1	—	9	—	20	17	123
Drunkenness	23	M	—	—	—	—	—	1	—	—	—	—	—	—	—	—	1		
		F	—	—	—	—	—	—	—	—	—	—	—	—	—	—	—	—	1
Disorderly Conduct	24	M	313	200	286	284	276	313	284	1,121	689	425	288	215	260	78	5,032		
		F	64	49	55	54	71	63	63	163	104	58	40	33	22	19	858	1,093	4,797
Vagrancy	25	M	2	—	1	—	1	—	4	1	—	—	1	—	—	—	14		
		F	—	—	—	—	—	—	—	—	—	—	—	—	—	—	—	4	10
All Other Offenses (Except Traffic)	26	M	172	97	138	142	132	161	123	553	331	238	173	125	196	56	2,637		
		F	26	6	18	26	34	23	22	76	45	32	12	22	35	17	394	531	2,500
TOTAL			2,653	1,369	1,806	1,861	1,865	1,789	1,673	6,380	3,630	2,327	1,813	1,447	2,149	392	31,154**	4,009	24,897

Arrests

Juveniles

CLASSIFICATION OF OFFENSES	Sex	AGE							Total Under 18	RACE	
		10 and Under	11-12	13-14	15	16	17	White		Non White	
Murder and Nonnegligent Manslaughter 01a	M F	— —	1 —	2 —	5 —	7 —	7 1	22 1	—	23	
Manslaughter by Negligence 01b	M F	— —	— —	— —	— —	2 —	1 —	3 —	*	*	
Forcible Rape 02	M F	— —	3 —	8 —	10 —	8 —	6 —	35 —	—	35	
Robbery 03	M F	20 —	62 2	273 23	231 17	276 6	250 3	1,112 51	5	1,158	
Aggravated Assault 04	M F	9 —	13 4	35 10	27 21	46 8	46 11	176 54	4	226	
Burglary—Breaking or Entering 05	M F	61 1	98 —	281 5	228 4	195 2	174 2	1,037 14	9	1,042	
Larceny—Theft (Except Motor Vehicle Theft) 06	M F	21 3	93 9	200 27	179 26	187 23	164 29	944 117	8	953	
Motor Vehicle Theft 07	M F	— —	9 —	34 3	54 2	89 2	66 3	252 10	22	240	
Other Assaults 08	M F	9 3	26 9	57 27	63 19	60 11	39 5	254 74	2	326	
Arson 09	M F	6 —	9 —	7 4	4 2	5 —	— —	31 6	1	36	
Forgery and Counterfeiting 10	M F	— —	— —	4 —	1 —	8 2	14 2	27 4	3	28	
Fraud 11	M F	— —	— —	3 —	— —	2 —	4 —	9 —	2	7	
Embezzlement 12	M F	— —	— —	2 —	— —	3 1	— —	5 1	—	6	
Stolen Property, Buying, Receiving, Possessing 13	M F	2 —	11 —	35 2	35 3	25 1	34 3	142 19	5	146	
Vandalism 14	M F	12 1	24 —	65 3	48 5	45 2	40 —	234 11	11	234	
Weapons, Carrying, Possessing, etc. 15	M F	3 —	— —	11 1	9 —	17 2	17 2	57 5	1	61	
Prostitution and Commercialized Vice 16	M F	— —	— —	1 —	— 2	4 7	5 13	10 22	5	27	
Sex Offenses (Except Forcible Rape and Prostitution) 17	M F	11 —	15 —	31 —	14 1	11 —	9 —	91 1	—	92	
Drug Abuse Violations 18	M F	1 —	4 1	44 9	61 9	111 11	123 15	344 45	26	363	
Gambling 19	M F	— —	— —	4 —	6 —	13 —	4 —	27 —	—	27	
Offenses Against Family and Children 20	M F	— —	— —	— —	— —	— —	1 1	1 1	—	2	
Driving Under The Influence 21	M F	— —	— —	— —	— —	— —	— —	— —	—	—	
Liquor Laws 22	M F	— —	— —	— —	— —	— —	— —	— —	—	—	
Drunkennes 23	M F	— —	— —	— —	— —	— —	1 —	1 —	1	—	
Disorderly Conduct 24	M F	7 —	9 2	26 14	32 13	51 10	47 4	165 43	7	202	
Vagrancy 25	M F	— —	— —	— —	— —	— —	— —	— —	—	—	
All Other Offenses (Except Traffic) 26	M F	6 —	23 4	69 11	66 12	55 9	56 15	276 51	6	321	
Total		170	431	1,381	1,209	1,312	1,217	5,676	118	5,555	

*Race data not available.

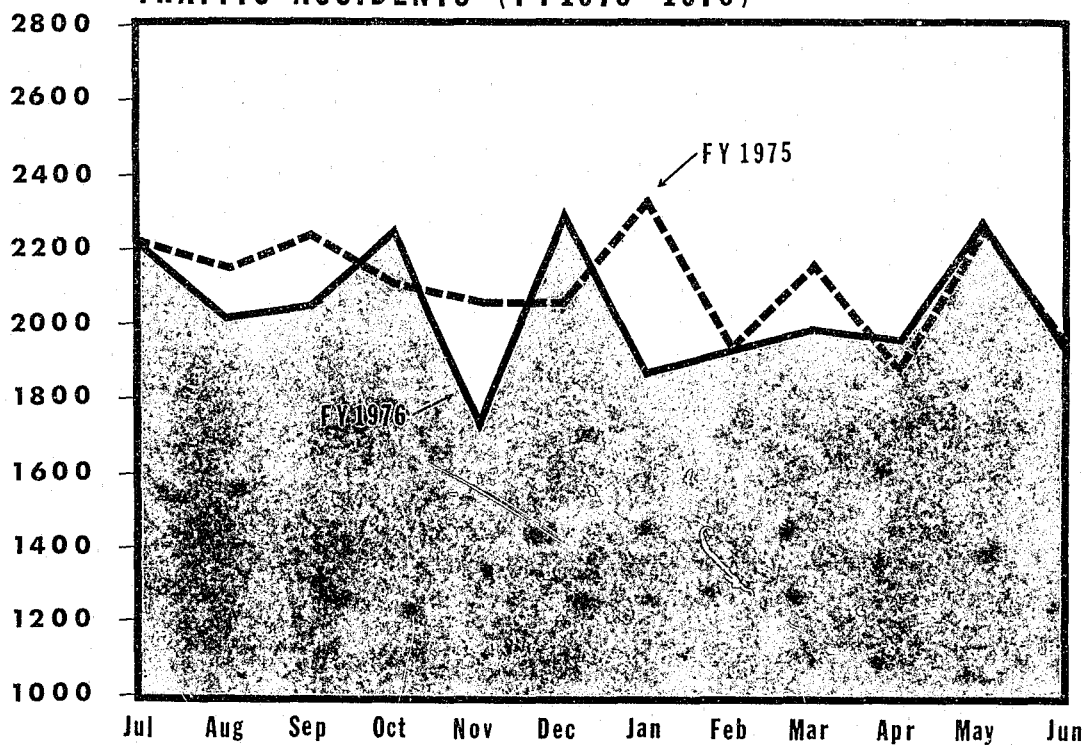
**Fugitive from justice not included.

Traffic Accidents

Accident Summary

	NUMBER OF ACCIDENTS	FATAL	NON-FATAL	PROP. DAMAGE
1. Speeding	1,273	1	503	770
2. Defective Brakes	345	1	132	212
3. Following Too Close	1,690	1	672	1,018
4. Auto Right of Way	1,538	2	627	909
5. Pedestrian Right of Way	132	1	117	15
6. Improper Turn	756	1	145	610
7. Yield Sign	25	1	8	17
8. Red Light	712	1	376	335
9. Flashing Light	79	1	25	54
10. Direction Signal	45	1	19	26
11. Stop Sign	301	1	133	168
12. Drunk Driving	715	9	207	499
13. Improper Passing	289	1	63	226
14. Wrong Way One Way Street	94	1	29	65
15. Wrong Side of Street	420	1	114	306
16. Impr. Starting or Backing	580	1	53	527
17. Defective Veh. or Equip.	405	1	77	328
18. Pedestrian Violation	172	1	151	20
19. No Charge/Hearing Set	6,150	55	2,503	3,592
20. Full Time and Attention	5,399	1	1,554	3,844
21. Changing Lanes w/o Caution	1,219	1	186	1,033
22. Hit and Run	114	1	9	105
23. Failure to Set Hand Brake	55	1	11	44
24. Opening Door to Traffic	38	1	11	27
25. Other	2,188	2	475	1,711
TOTAL	24,734	76	8,200	16,458

TRAFFIC ACCIDENTS (FY1975 - 1976)



Accidents by Day of the Week

	TOTAL	FATAL	INJURY	PROP. DAMAGE
Sunday	2,874	20	919	1,935
Monday	3,391	10	1,080	2,301
Tuesday	3,565	12	1,206	2,347
Wednesday	3,566	8	1,181	2,377
Thursday	3,367	6	1,132	2,229
Friday	4,019	8	1,341	2,670
Saturday	3,952	12	1,341	2,599
TOTAL	24,734	76	8,200	16,458

Persons Killed

AGE GROUP	ALL OTHER PERSONS			PEDESTRIANS		
	TOTAL	MALE	FEMALE	TOTAL	MALE	FEMALE
0-5	—	—	—	5	4	1
6-10	1	1	—	6	3	3
11-15	1	1	—	1	1	—
16-17	—	—	—	1	—	1
18-24	9	7	2	4	—	4
25-34	16	13	3	4	1	3
35-44	4	2	2	7	4	3
45-54	4	4	—	1	—	1
55-64	1	1	—	4	1	3
65-74	2	2	—	2	1	1
75 and Over	—	—	—	3	2	1
TOTAL	38	31	7	38	17	21

Police Vehicle Data

Fleet Strength

CLASSIFICATION	TOTAL
Automobiles	
Marked	
Scout Cars	138
Cruisers	147
Sergeants Cars	57
Command	22
Unmarked	
Cruisers	220
Training Vehicles	11
Patrol Wagon	25
*Utility	45
*Bus & Vans	3
*Cranes	10
*Jeeps	1
Motorcycles	14
Motor Scooters	464
Boats	12
Helicopters	3
Trailers	17
*Fork Lifts	1
Total Operating Units	1,118
*Total Service Units	60
Total Marine Units	12
Grand Total	1,190

VEHICLE ACTION	INJURY	PROP. DAMAGE	TOTAL
Routine Run	38	62	100
Patrolling	150	211	361
Emergency	19	29	48
Pursuit	12	26	38
Parked Legally	—	21	21
Total	219	349	568

ACCIDENTS BY TOUR OF DUTY*	
0000-0800	90
0800-1600	231
1600-2400	226
Total	547

ACCIDENT REVIEW BOARD FINDINGS	
Preventable	239
Non-Preventable	329
Total	568

TYPE OF POLICE VEHICLE	
Patrol Wagon	25
Motorcycle	5
Motor Scooter	101
Van	—
Jeep	—
Bus	—
Crane	14
Scout Car	218
Cruiser (Marked)	117
Cruiser (Unmarked)	87
Station Wagon	—
Truck	—
K-9 Cruiser	—
Other	1
Total	568

ACCIDENTS BY UNIT	
1 Dist.	77
2 Dist.	63
3 Dist.	51
4 Dist.	62
5 Dist.	59
6 Dist.	54
7 Dist.	64
Traffic	15
SOD	60
CID	12
Youth	3
Insp. Serv.	21
Other	27
Total	568

ACCIDENTS BY DAY OF WEEK*	
Sunday	62
Monday	81
Tuesday	85
Wednesday	70
Thursday	81
Friday	96
Saturday	72
Total	547

Supplemental Data

Value of Property Stolen

By Type of Crime

CLASSIFICATION OF OFFENSES	NUMBER OF ACTUAL OFFENSES	VALUE OF PROPERTY STOLEN
Robbery		
(A) Highways, Streets, Etc.	5,162	\$ 457,526
(B) Commercial House (except C. D. 2-F)	1,088	226,098
(C) Gas or Service Station	234	19,688
(D) Chain Store	149	28,978
(E) Residence (anywhere on premises)	516	131,540
(F) Bank	128	47,829
(G) Miscellaneous	1,013	215,089
(H) Armed, Any Weapon	3,522	258,955
(I) Strong Arm, No Weapon	4,768	862,788
TOTAL ROBBERY (excluding H-I)	8,290	1,121,748
Burglary		
(A) Residence, Dwelling		
1. Residential, Night	2,154	451,784
2. Residential, Day	5,765	1,500,371
3. Residential, Unknown	91	51,647
(B) Non-Residence		
1. Non-Residential, Night	2,119	708,761
2. Non-Residential, Day	2,273	762,416
3. Non-Residential, Unknown	54	12,875
TOTAL BURGLARY	12,456	3,497,224
Larceny - Theft		
(A) \$200 and Over	2,979	1,896,764
(B) \$50 to \$200	9,748	1,018,978
(C) Under \$50	12,160	218,740
TOTAL LARCENY	24,887	3,134,482
6x. Nature of Larcenies (shown under item C)		
(A) Pickpocket	537	39,897
(B) Purse-Snatching	2,011	121,809
(C) Shoplifting	2,268	119,611
(D) From Auto-Not Accessories	6,298	865,949
(E) Auto Parts-Accessories	5,724	488,957
(F) Bicycle Theft	1,568	58,784
(G) From Building	5,121	1,110,194
(H) From Any Coin Operated Machine	323	5,304
(I) All Other	1,037	197,299
TOTAL LARCENY	24,837	3,117,468
7. Auto Theft		
(A) Total Auto Theft Offenses	3,276	3,889,070
GRAND TOTAL (excluding 6x)	48,909	\$11,572,505

By Type of Property

TYPE OF PROPERTY	VALUE OF PROPERTY		PERCENTAGE RECOVERED	NET LOSS
	STOLEN	RECOVERED		
(A) Currency, Notes, Etc.	\$ 1,776,230	\$ 54,145	3.0	\$1,722,084
(B) Jewelry & Precious Metals	1,113,612	24,129	2.2	1,089,483
(C) Furs	36,672	251	0.7	36,421
(D) Clothing	589,769	58,068	9.0	531,701
(E) Automobiles	3,839,070	1,670,299	43.5	2,168,771
(F) Miscellaneous	4,217,152	201,295	4.8	4,015,857
TOTAL	\$11,572,505	\$2,008,133	17.3	\$9,564,372

Communications

Telephone Reporting Branch

Radio Calls

	FY 1975	FY 1976
First Shift	119,468	122,563
Second Shift	216,826	216,743
Third Shift	275,830	273,901
TOTAL	612,124	613,207

	FY 1975	FY 1976
Petit Larceny from Autos	2,301	2,430
Animal Bites	434	468
Stolen Bicycles	495	451
Stolen Autos	724	584
Property (Lost and Damaged)	2,409	3,164
Destroying Property	190	655
Other	243	121
Missing Persons	356	478
Additional Information	970	1,348
Total Original Reports	8,122	9,699
Assignments No Report Necessary	6,968	8,990
Total Assignments Handled	15,090	18,689

Miscellaneous Incidents Investigated by Police District

INCIDENT INVESTIGATED	TOTAL	1-D	2-D	3-D	4-D	5-D	6-D	7-D
Animal Bite	2,151	216	138	284	390	390	326	407
ABC Violation	55	5	25	11	8	2	—	4
Auto Interstate Recovery	663	104	60	58	122	104	106	109
Bomb Threat/Scare	1,020	273	186	89	72	179	162	59
Crane Violation	15	3	—	—	—	1	4	7
Damage to Property	3,675	670	449	364	551	579	479	583
Death	1,959	261	226	355	363	406	143	205
Drunk to Detox	2	1	1	—	—	—	—	—
Fall	237	69	62	37	20	25	10	14
Fire, Suspicious Origin	135	20	19	25	24	19	5	23
Gunshot (Self Inflicted)	30	4	3	5	1	3	7	7
Injury	1,637	413	157	280	189	232	157	209
Mental Observation	910	157	154	131	137	117	87	127
Missing Person	4,717	449	249	698	886	695	707	1,033
Overdose	494	59	48	64	73	68	55	127
Property, Lost	8,218	1,750	2,224	1,070	1,030	899	501	744
Property, Recovered	3,165	796	618	502	441	364	178	266
Policeman Injured (On Duty)	11	4	2	—	1	2	1	1
Policeman Injured (Off Duty)	3	—	1	—	—	—	1	1
Sick Case	1,184	397	149	175	110	136	119	98
Special Police Violations	5	1	1	—	1	—	2	—
Stop and Frisk	329	101	34	79	30	41	17	27
Suicide	4	2	—	1	—	1	—	—
Suicide (Attempt)	82	10	11	15	14	9	14	9
Suspected, Proceeds of Crime	946	230	131	158	97	116	98	116
Other or Not Reported	1,085	466	128	76	79	122	74	140
TOTAL	32,732	6,461	5,076	4,477	4,639	4,510	3,253	4,316

Calls for Police Service

CODE	TYPE CALL	2400-0800 SHIFT	*AVG. TIME ON CALL	0800-1600 SHIFT	*AVG. TIME ON CALL	1600-2400 SHIFT	AVG. TIME ON CALL
0100	Homicide	44	83	26	48	52	66
0200	Rape	429	58	252	55	485	50
0300	Robbery	3,018	32	4,936	32	8,748	36
0400	A.D.W.	900	42	938	46	1,878	43
0500	Burglary	6,183	41	9,943	42	11,584	37
0600	Larceny	4,588	35	19,020	37	14,342	35
0690	Stolen Bike	151	41	811	21	1,141	38
0700	Stolen Auto	2,238	31	4,430	30	3,866	32
4002	Animal Case	813	29	2,432	29	3,132	34
4003	Burglar Alarm	12,540	23	12,565	16	18,117	23
4006	Disorderly	23,979	26	25,713	26	59,724	26
4010	Juveniles	944	48	1,452	30	1,836	29
4012	Man with _____	1,037	17	1,160	26	2,613	24
4014	Police in Trouble	213	25	236	46	568	39
4015	Prowler	1,904	22	245	18	1,501	24
4016	See Complainant	2,661	36	3,379	35	2,983	35
4017	Shooting	465	32	272	40	885	22
4019	Transport	487	43	1,659	41	1,990	43
5000	Incidentals	16,303	32	34,209	31	40,946	31
5050	All Other	25,746	21	32,997	24	46,823	23
6001	Traffic Accident	8,968	39	27,391	31	27,592	38
6002	Traffic Complaint	7,565	31	29,626	32	19,693	30
6011	Traffic Accid. MPD	141	47	260	42	259	71
6091	Traffic (Hit & Run)	1,281	42	2,791	39	3,193	40
Total		122,563	29	216,743	30	273,901	29

DISTRICT	FIRST	SECOND	THIRD	FOURTH	FIFTH	SIXTH	SEVENTH
Total Calls	116,240	91,025	95,539	85,966	93,349	51,744	79,294
% of Total	19.0	14.9	15.6	14.0	15.2	8.4	12.9

*Average time on call in minutes.

Weapons Used in Specific Offenses

WEAPON	HOMICIDE	ROBBERY	AGGRAVATED ASSAULT	WEAPON	HOMICIDE	ROBBERY	AGGRAVATED ASSAULT
Air Rifle	—	7	11	Kicked	—	35	61
Automobile	—	—	—	Knife	33	354	663
Awl	—	—	8	Knife, Switch Blade	—	3	1
Blackjack	—	3	3	Lamp	—	—	5
Blunt Instrument	—	3	—	Lye	—	—	17
Bottle	1	19	177	Razor	1	6	41
Brass Knuckles	—	1	1	Revolver	—	—	—
Brick	—	9	30	Revolver	119	3,601	817
Can Opener	—	—	1	Rifle	4	20	20
Chair	—	—	11	Rubber Hose	—	—	—
Cleaver	—	1	3	Sharp Instrument	6	6	44
Club	—	7	30	Shot Gun	2	250	107
Dish	—	—	1	Shovel	—	1	4
Fists	5	692	11	Stick	1	63	98
Flat Iron	—	—	—	Stone	—	1	4
Fork	—	—	6	Teeth	—	5	2
Hammer	—	6	27	Water Glass	—	—	5
Hands	18	2,595	12	Other Specified & Not Above	13	363	255
Hatchet	—	1	9	Unknown	25	209	84
Hot Water	—	6	8				
Ice Pick	—	1	6				
Iron Pipe	2	22	65				
				TOTAL	230	8,290	2,648

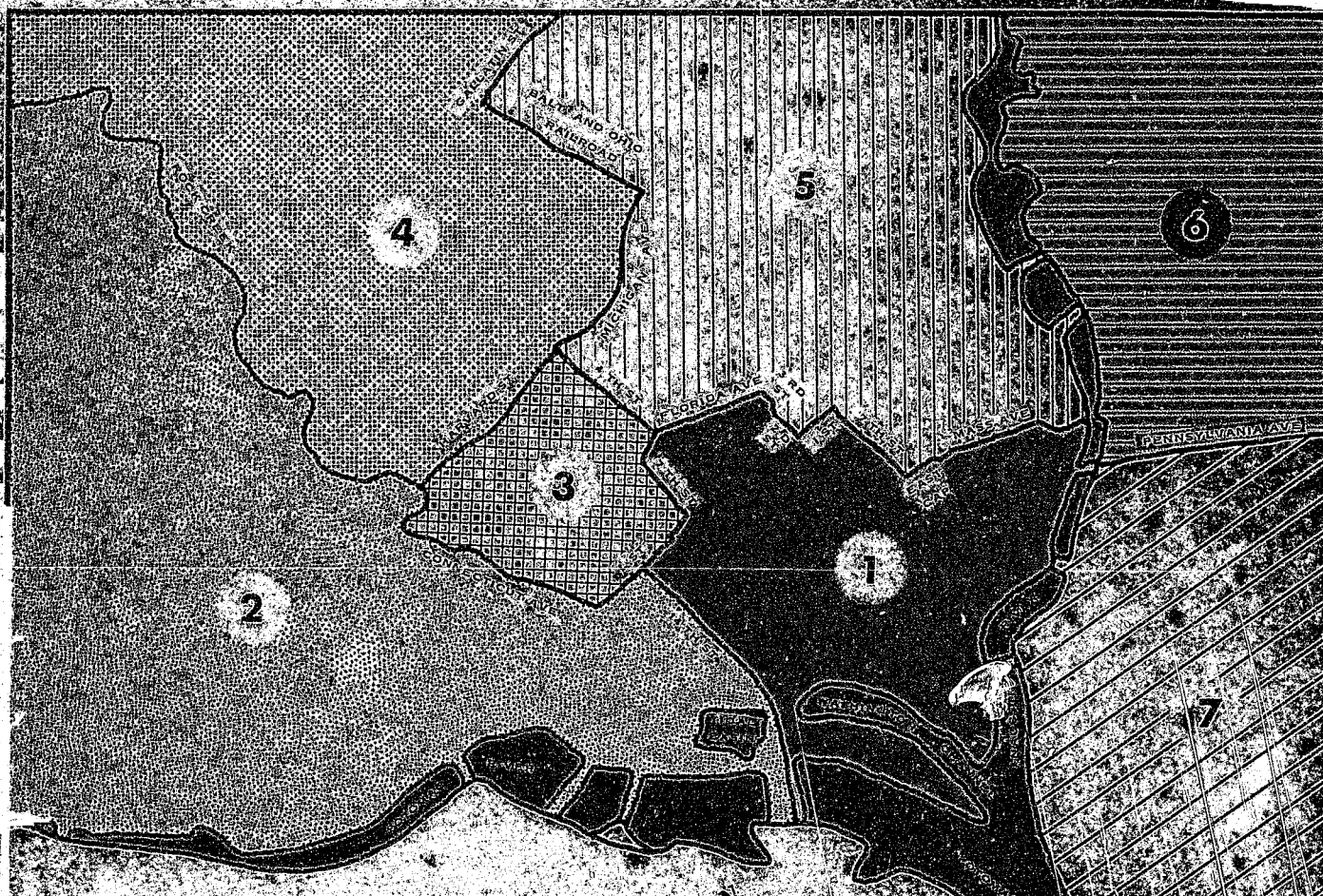
Law Enforcement Officers Assaulted

Type of Activity	Total Assaults by Weapon A	TYPE OF WEAPON				Type of Activity	Total Assaults by Weapon A	TYPE OF WEAPON																		
		Firearm B	Knife or Other Cutting Instrument C	Other Dangerous Weapon D	Hands, Fists, Feet, etc. E			Firearm B	Knife or Other Cutting Instrument C	Other Dangerous Weapon D	Hands, Fists, Feet, etc. E															
1. Responding to "disturbance" calls (family quarrels, man with gun, etc.)	25	3	2	6	14	8. Ambush - no warning	-	-	-	-	-															
2. Burglaries in progress or pursuing burglary suspects	1	-	-	1	-	9. Mentally deranged	-	-	-	-	-															
3. Robberies in progress or pursuing robbery suspects	4	-	2	-	2	10. Traffic pursuits and stops	19	1	-	7	11															
4. Attempting other arrests	28	-	1	3	24	11. All other	100	15	9	20	56															
5. Civil disorder (riot, mass disobedience)	-	-	-	-	-	12. TOTAL (1-11)	201	21	16	41	123															
6. Handling, transporting, custody of prisoners	12	-	-	1	11	13. Number with personal injury	94	5	4	23	62															
7. Investigating suspicious persons or circumstances	12	2	2	3	5	14. Number without personal injury	107	16	12	18	61															
<table><tr><td rowspan="2">15. Time of assaults</td><td>A.M.</td><td>15</td><td>16</td><td>10</td><td>7</td><td>13</td><td>16</td></tr><tr><td>P.M.</td><td>6</td><td>13</td><td>20</td><td>20</td><td>28</td><td>37</td></tr></table>												15. Time of assaults	A.M.	15	16	10	7	13	16	P.M.	6	13	20	20	28	37
15. Time of assaults	A.M.	15	16	10	7	13	16																			
	P.M.	6	13	20	20	28	37																			
<table><tr><td></td><td>12:01</td><td>2:00</td><td>4:00</td><td>6:00</td><td>8:00</td><td>10:00</td><td>12:00</td></tr></table>													12:01	2:00	4:00	6:00	8:00	10:00	12:00							
	12:01	2:00	4:00	6:00	8:00	10:00	12:00																			

Washington, D.C., by Police District

With Locations of Police Facilities

Maryland



POLICE FACILITIES AND ADDRESSES

FIRST DISTRICT AREA

FIRST DISTRICT HQ
FIRST DISTRICT SUB-STATION
IMPOUNDING LOT
BOYS CLUB NO. 1 (YC)
BOYS CLUB NO. 2 (YC)
COMMUNITY RELATIONS INFO CENTER
COMMUNITY RELATIONS INFO CENTER
COMMUNITY RELATIONS INFO CENTER
COMMUNITY STAND UNIT (CID)
COMMUNICATION BRANCH (GEN CNS)
LABOR SECTION (SOP)
IMPOUND LOT (TRAFFIC DIV)
PERSONNEL DIVISION (D/C PLANT T)
POLICE HEADQUARTERS
COMMUNITY RELATIONS BRANCH (PERS DIV)
SPECIAL OFFICERS BRANCH (INTEL DIV)
NEW CAR SHOP (PROP DIV)
415-4TH STREET SW
500 E STREET SE
6TH AND C STREET NE
128 M STREET NW
5TH AND E STREETS NE
400 L STREET SE
1200 DELAWARE AVE SW
1200 NORTH CAPITOL ST NW
25 K STREET NE
4TH AND E STREETS NW
330 WATER STREET SW
7TH AND M VERNON PLE NW
419-7TH STREET NW
500 INDIANA AVENUE NW
25 K STREET NE
415-4TH STREET NW
SOUTH CAP AND 1ST SE

SECOND DISTRICT AREA

SECOND DISTRICT HQ
SECOND DISTRICT SUB-STATION
BOYS CLUB NO. 3 (YC)
SPECIAL OPERATIONS DIVISION (FOP)
1000 BARBARA AVENUE NW
1000 MOUNTAIN ROAD NW
1000 AND WISCONSIN AVENUE
1000 1ST STREET NW

THIRD DISTRICT AREA

THIRD DISTRICT HQ
THIRD DISTRICT SUB-STATION
BOYS CLUB NO. 4 (YC)
1000 1ST STREET NW
1000 NEW YORK AVENUE NW
1000 1ST STREET NW

FOURTH DISTRICT AREA

FOURTH DISTRICT HQ
BOYS CLUB NO. 5 (YC)
BOYS CLUB NO. 6 (YC)
CHARLENE OFFICE
COMMUNITY RELATIONS INFO CENTER
TACTICAL BRANCH (SOP)
1000 GEORGIA AVENUE NW
1000 BLADEN AVE NW
1000 AND NEWTON STS NW
1000 GEORGIA AVE NW
1000 MOUNTAIN ST NW
1000 GEORGIA AVE NW

Virginia

FIFTH DISTRICT HQ
BOYS CLUB NO. 7 (YC)
COMMUNITY RELATIONS INFO CENTER
OFFICE OF SPECIAL INVESTIGATION (SOP)
RADIATION BRANCH (COM DIV)
TRANSPORTATION BRANCH (PROP DIV)
YOUTH DIVISION (FOP)
1000 BLADENBURG RD NE
200 LAWRENCE STREET NE
1000 BLADENBURG RD NE
1000 4TH STREET NE
1000 4TH STREET NE
1000 RHODE ISLAND AVE NE

SIXTH DISTRICT AREA

SIXTH DISTRICT HQ
BOYS CLUB NO. 8 (YC)
COMMUNITY RELATIONS INFO CENTER
1000 DENNING ROAD NE
1000 PLACE SE
1000 DENNING ROAD NE


SEVENTH DISTRICT AREA

SEVENTH DISTRICT HQ
BOYS CLUB NO. 9 (YC)
COMMUNITY RELATIONS INFO CENTER
1000 DENNING ROAD NE
1000 PLACE SE
1000 DENNING ROAD NE

SEVENTH DISTRICT HQ
ADMINISTRATIVE COURT BRANCH
BOYS CLUB NO. 10 (YC)
BOYS CLUB NO. 11 (YC)
LABOR SECTION (SOP)
IMPOUNDING LOT (PROP DIV)
POLICE AND FIRE CLINIC (ASD)
PROPERTY DIVISION (FOP)
RETIRED BOARD
TRAINING ACADEMY (D/C P AND F)
WAREHOUSE (PROP DIV)
1000 MISSISSIPPI AVE SE
1000 VILLAGE LANE SW
1000 MILWAUKEE PL SE
1000 BELLEVUE ST SE
1000 RIVAL STATION
BLUE PLAINS
200 VILLAGE LANE SW
200 RAILROAD AVE SE
200 VILLAGE LANE SW
400 BLUE PLAINS DR SW
200 SHANNON PLACE SE

Police Chiefs, Past and Present

William B. Webb	Sept. 1861 — 1864	Edwin B. Hesse	Oct. 6, 1925 — April 1, 1929
A. C. Richards	Dec. 1, 1864 — Jan. 28, 1878	Henry G. Pratt	April 1, 1929 — Nov. 1, 1931
Thomas P. Morgan	Feb. 2, 1878 — Nov. 29, 1879	Pelham D. Glassford	Nov. 16, 1931 — Oct. 20, 1932
William G. Brock	Dec. 1, 1879 — April 1, 1883	Ernest W. Brown	Oct. 22, 1932 — Nov. 1, 1941
William M. Dye	April 1, 1883 — June 30, 1886	Edward J. Kelly	Nov. 1, 1941 — Feb. 1, 1946
Samuel H. Walker	July 1, 1886 — Dec. 1, 1886	Harvey G. Callahan	Feb. 1, 1946 — June 30, 1947
William C. Moore	Dec. 8, 1886 — July 12, 1898	Robert J. Barrett	July 1, 1947 — Nov. 30, 1951
Richard Sylvester	July 18, 1898 — April 1, 1915	Robert V. Murray	Dec. 1, 1951 — Dec. 1, 1964
Raymond W. Pullman	April 1, 1915 — Feb. 22, 1920	John B. Layton	Dec. 1, 1964 — July 31, 1969
Paul L. Gessford	April 19, 1920 — Dec. 1, 1921	Jerry V. Wilson	Aug. 1, 1969 — Sept. 30, 1974
Daniel Sullivan	Feb. 11, 1922 — Oct. 1, 1925	Maurice J. Cullinane	Dec. 15, 1974 —



"Justice is the great interest of man on earth. It is the ligament which holds civilized beings and civilized nations together. Wherever her temple stands, and so long as it is duly honored, there is a foundation for social security, general happiness, and the improvement and progress of our race. And whoever labors on this edifice with usefulness and distinction, whoever clears its foundations, strengthens its pillars, adorns its entablatures, or contributes to raise its august dome still higher in the skies, connects himself, in name, and fame, and character, with that which is and must be as durable as the frame of human society."

— Daniel Webster

END