

JUDICIAL ADMINISTRATIO
IN THE COURTS

STATE OF WASHINGTON

1976

MICROFICHE



42012

STATE OF WASHINGTON
OFFICE OF THE
CLERK OF THE SUPREME COURT

LIBERTY BELL MOUNTAIN
(Front Cover)

The Liberty Bell Mountain, located in Okanogan County, Washington, has a striking resemblance to its namesake. The mountain which reaches an altitude of 7,550 feet, can be seen from the North Cascade Highway in Northern Washington.

(Photo by Donald M. Richardson, Washington State Travel Development Division.)

PHILLIP B. WINBERRY
Administrator for the Courts

Staff of the Office of the Administrator for the Courts

HERLUF F. ANDERSEN, Lead Analyst/Programmer	CAROL SCOTT KING, Sr. Systems Analyst/Programmer
KENNETH D. ASHCRAFT, Software Administrator	JAMES R. LARSEN, Director, Planning & Operations
ESTHER BAUMAN, Education & Training Specialist	KAYE LITTLE, Secretary
THERESA BENEK, Legal Secretary	WILLIAM B. (BARNEY) O'DONNELL, Sr. Systems Analyst
E. SCOTT BISHOP, Systems Analyst/Programmer	VERNON PFLUGRAD, Controller
CATHERINE A. BULLOCK, Sr. Systems Analyst/Programmer	MONICA E. PILKEY, Secretary/Receptionist
MELODI S. COTTONGIM, Secretary/Librarian	CONSTANCE S. PORTER, Judicial Information Specialist
SUSAN L. CURTRIGHT Admin. Assist. of Infor. Sys. Div.	JAMES W. SHOFNER, Planner
WARREN C. DAWES, Project Manager	DALE R. SOOST, Systems Analyst/Programmer
CHER FOERSTER, Planner	VIRGINIA SWANSON, Secretary
BRUCE FREELAND, Dir., Research & Statistics	ROBIN H. TRENBEATH, Director of Infor. Sys. Div.
ESTHER GARNER, Administrative Assistant	O. F. VAN JEPMOND, Assist. Director of Infor. Sys. Div.
JEAN GOBER, Secretary	SARA A. WASSENAAR, Magistrate Courts Coordinator
DOUGLAS J. HART, Data Base Analyst/Programmer	JAMES F. WEBER, Sr. Systems Analyst
MARGARET HEINSELMAN, Accountant	

SUPREME COURT

STATE OF WASHINGTON

OFFICE OF ADMINISTRATOR FOR THE COURTS

TEMPLE OF JUSTICE

OLYMPIA, WASHINGTON 98504

PHILLIP B. WINBERRY
ADMINISTRATOR

TELEPHONE
(206) 753-5780



TO: the Honorable Chief Justice
and Associate Justices of the
Supreme Court of Washington

and

the Honorable Members of the
Judicial Council of the State
of Washington:

NCJRS

JUL 28 1977

ACQUISITIONS

In accordance with Subsection 10, Section 10, Chapter 259, Laws of 1957, I have the honor to submit herewith the 20th Annual Report of the Office of the Administrator for the Courts for the State of Washington.

The administrative office gratefully acknowledges the continued support of the Supreme Court and the Judicial Council; the cooperation of the Superior Court Judges' Association, the Washington State Magistrates' Association, and the Washington State Bar Association. Recognition is also given to the administrators, county clerks, and court clerks for their assistance and cooperation in compiling and preparing this report.

Respectfully submitted,

ADMINISTRATOR FOR THE COURTS

Phillip B. Winberry
Phillip B. Winberry
Administrator

IN MEMORIAM

Charles T. Donworth

June 10, 1976

Supreme Court of Washington

September 12, 1949 - December 31, 1967

Robert C. Finley

March 23, 1976

Supreme Court of Washington

January 8, 1951 - March 23, 1976

J. R. Callahan

March 8, 1976

Superior Court, Cowlitz Co.

August 1, 1952 - July 30, 1964

CONTENTS

COST OF THE JUDICIAL SYSTEM	
Expenditures by the State	1
Expenditures by Local Governments	2
Court Generated Revenue	3
THE COURTS OF WASHINGTON	
Supreme Court	5
Court of Appeals	9
Superior Courts	13
The Courts of Limited Jurisdiction	21
District and Justice Courts	23
Municipal Courts	25
Statistical Tables on Court Activity	
Supreme Court	28
Court of Appeals	30
Superior Courts	33
District and Justice Courts	43
Municipal Courts	54
JUDICIAL ADMINISTRATIVE COMMITTEES INSTITUTIONS AND ORGANIZATIONS	
Board on Judicial Training Standards and Education	59
Court Planning Council	60
Judicial Information Systems Committee	61
Judicial Council	62
Washington Judicial Conference	63
Support Organizations	63
REPORT OF THE ADMINISTRATOR FOR THE COURTS	
Research and Statistics Division	65
Information Systems Division	66
Planning and Operations Division	67
Court Services	69
Fiscal Administration	70
LEGISLATION AFFECTING THE COURTS	
Legislation Enacted Into Law	73
Unsuccessful Legislation	74
THE JUDGES OF THE COURTS OF WASHINGTON	
Supreme Court	77
Court of Appeals	77
Superior Courts	78
Courts of Limited Jurisdiction	80
County Clerks	88

INDEX TO TABLES AND CHARTS

COST OF THE JUDICIAL SYSTEM

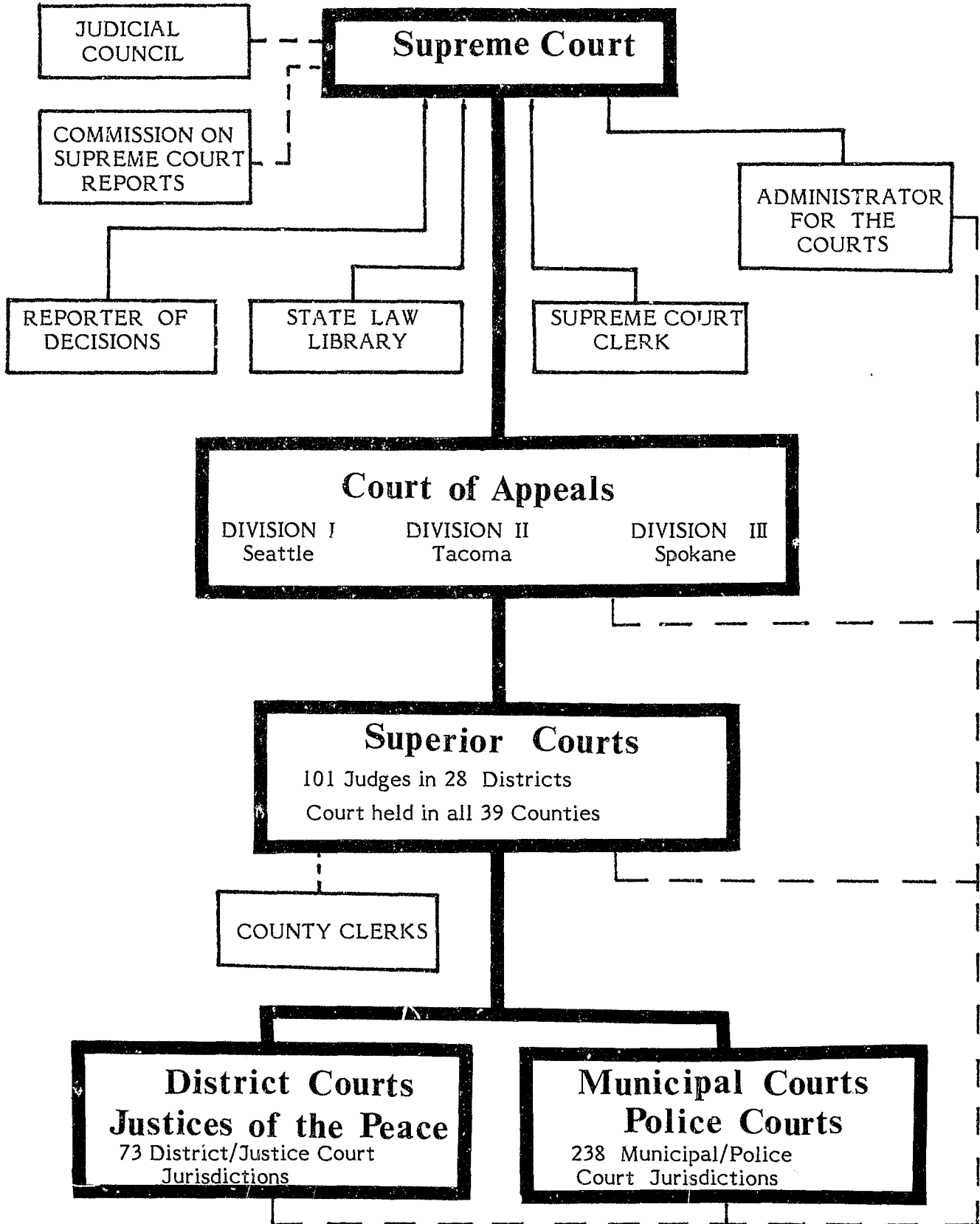
Expenditures by State Government	1
Expenditures by Local Government	2
Court Revenue	3

THE COURTS OF WASHINGTON

Supreme Court Filings, 1976 and 1975	6
Supreme Court Filings: 1971-1976 (Chart)	7
Supreme Court Filings vs. Dispositions (chart)	7
Supreme Court Dispositions, 1976 and 1975	8
Supreme Court Cases Pending, 1976 and 1975	8
Supreme Court Median Time to Process Appeals	9
Court of Appeals of Washington (map)	10
Court of Appeals Filings, 1976 and 1975	11
Court of Appeals Dispositions, 1976 and 1975	11
Court of Appeals Filings: 1971-1976 (Chart)	12
Court of Appeals Filings vs. Dispositions (chart)	12
Court of Appeals Cases Pending, 1976 and 1975	13
Court of Appeals Median Time to Process Appeals	13
Superior Courts of Washington (map)	14
Superior Court Filings: 1967-1976 (chart)	17
Superior Court Filings vs. Dispositions (chart)	17
Superior Courts Average Filings per Judge	19
Superior Court Workload by size of court	19
Superior Court Judicial Assistance, 1975 and 1976	19
Projected Filings-Superior Courts	20
District Court Filings: 1970-1976 (chart)	22
District Court Filing Breakdown (chart)	22
District Court Filings, 1976 and 1975	23
District Court Bail Forfeitures, 1976 and 1975	23
Selected District Court Proceedings, 1976 and 1975	24
Total 1976 District Court Workload	24
Municipal Court Filings, 1976 and 1975	25
Municipal Court Bail Forfeitures, 1976 and 1975	25
Municipal Court Filings: 1970-1976 (chart)	26
Municipal Court Filing Breakdown (chart)	26
Selected Municipal Court Proceedings, 1976 and 1975	27
Supreme Court: Summary of Filings	28
Supreme Court: Summary of Dispositions	29
Court of Appeals: Summary of Filings	30
Court of Appeals: Summary of Dispositions	31
Court of Appeals: Summary of Cases Pending	32
Superior Courts: Total Filings	33
Superior Courts: Civil Filings and Dispositions	34
Superior Courts: Summary of Civil Filings	35
Superior Courts: Criminal Filings and Dispositions	36
Superior Courts: Summary of Criminal Filings	37

Superior Courts: Probate Filings and Dispositions	38
Superior Courts: Juvenile and Mental Illness Filings	39
Superior Courts: Judicial Workload-1976 (chart)	40
Superior Courts: Trial Activity	41
Superior Courts: Judicial Assistance	42
District Courts: Review of Filings and Other Transactions	43
District Courts: Summary of Filings	44-45
District Courts: Traffic Case Activity	46-47
District Courts: Criminal Case Activity	48-49
District Courts: Civil Case Activity	50-51
District Courts: Total Court Business	52-53
Municipal Courts: Review of Filings and Other Transactions	54
Municipal Courts: Court Activity	55-58

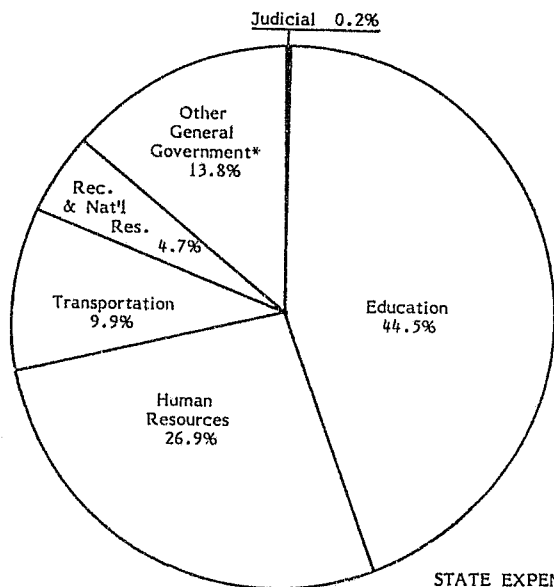
THE JUDICIAL SYSTEM OF THE STATE OF WASHINGTON





COST OF THE JUDICIAL SYSTEM





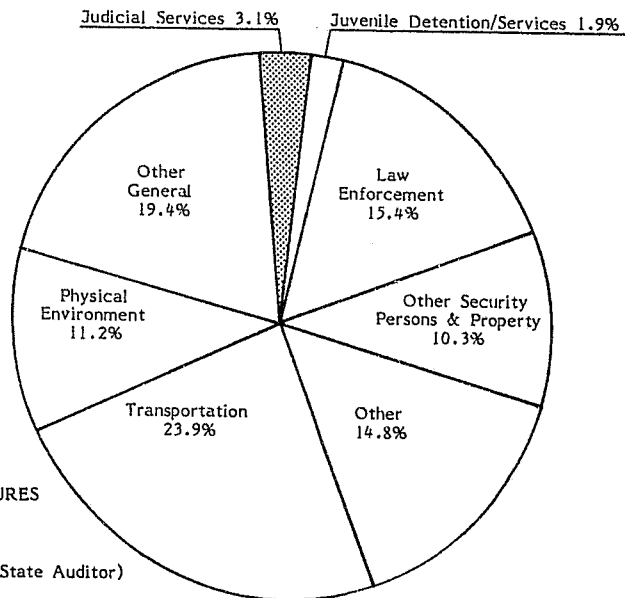
Program Area	Expenditures (Est.)	Percent of Total
Judicial	\$ 12.2 million	0.2%
Other General Government*	899.0 million	13.8%
Recreation and Natural Resources	304.0 million	4.7%
Transportation	642.6 million	9.9%
Human Resources	1,747.1 million	26.9%
Education	2,893.4 million	44.5%
TOTAL EXPENDITURES	\$6,498.4 million	

*Includes Reserve for Supplemental Expenditures of \$45.3 million.

STATE EXPENDITURES (EST.)
ALL BUDGETED FUNDS BY PROGRAM AREA
1975 - 1977 Biennium


(Source of Statistics: State of Washington Budget: 1977-1979 Biennium;
Submitted December, 1976)


Program Area	Expenditures	Percent of Total
Judicial Services	\$ 24.5 million	3.1%
Juvenile Detention/Services	14.6 million	1.9%
Other General Government	153.2 million	19.4%
Law Enforcement	121.4 million	15.4%
Other Security of Persons And Property	81.6 million	10.3%
Physical Environment	88.4 million	11.2%
Transportation	188.7 million	23.9%
Other	116.6 million	14.8%
TOTAL EXPENDITURES	\$789.0 million	



LOCAL GOVERNMENT EXPENDITURES
BY PROGRAM AREA
Calendar Year 1975

(Source of Statistics: BARS, Office of the State Auditor)





COST OF THE JUDICIAL SYSTEM

Washington courts are financed through funds appropriated by the state and local governments. The following analysis of the cost of the judicial system distinguishes between state expenditures and those of the cities and counties. State fiscal activities are based on a biennium consisting of two consecutive fiscal years. Fiscal operations of the cities and counties are based on the calendar year.

During fiscal year 1975-76, state expenditures for the judiciary totaled \$5.7 million, an increase of 5.5 percent over the previous fiscal year. Expenditures for judicial services by local governments amounted to \$24.5 million for calendar year 1975, less than in 1974. The total revenue generated from municipal, district and superior court operations during the calendar year 1975 is estimated at \$29.2 million.

I. EXPENDITURES BY THE STATE

Court operations funded directly by the state include the Supreme Court, the Court of Appeals, superior court judges (one-half of salaries), the State Law Library, the Office of the Administrator for the Courts, the Judicial Council and the Judges' Retirement Fund.

Expenditures by the state to support judicial operations during fiscal year 1975-76 totaled \$5,726,798. This was an increase of \$299,355 or 5.5 percent over the previous fiscal year.

For the 1975-77 biennium, estimated state expenditures from all budgeted funds amount to \$6,498.4 million. This is 30.3 percent more than the previous biennium. Total state expenditures during the 1975-77 biennium for the judiciary will be 12.2 million, less than two-tenths of one percent of the total state expenditures.

COST OF JUDICIAL SYSTEM EXPENDITURES BY STATE GOVERNMENT Fiscal Years 1975-76 & 1974-75

	FY 1975-76	FY 1974-75
Supreme Court	\$1,196,989	\$1,345,485
Court of Appeals	1,322,631	1,177,792
Superior Court Judges	2,144,147	1,787,200
State Law Library	404,589	391,084
Administrator for the Courts	351,467	329,058
Judicial Council	66,518	88,017
Judges' Retirement Fund	240,457	308,807
	\$5,726,798	\$5,427,443

II. EXPENDITURES BY
LOCAL GOVERNMENTS

With the exception of one-half the salaries of superior court judges, the operations of the superior courts, district courts and justice courts are funded by the counties. Many district courts have municipal court departments and receive a portion of their operating costs from the cities. Municipal courts are funded by the cities they serve.

During 1974, the cities and counties of Washington expended \$24,530,367 for judicial services. This was 5.5 percent LESS than the previous year. In addition,

\$14.6 million and \$1.8 million were spent for juvenile detention/services and adult probation/parole services, both of which are court-related but include operations administered by other state and local agencies.

Although local governments finance the major portion of the state judicial system, the cost of court operations is small compared to the other county and city expenditures. The \$24.5 million expended on judicial services by local governments represents only 3.1 percent of the more than \$789 million dispersed by the cities and counties of Washington in 1975.

COST OF COURT OPERATION
EXPENDITURES BY LOCAL GOVERNMENT*
1975 and 1974

	1975	1974
Superior Court and District Court Expenditures**	\$19,812,311	\$21,993,962
Municipal Court Expenditures	4,718,056	3,970,448
	<hr/>	<hr/>
	\$24,530,367	\$25,964,410

*This does not include expenditures for juvenile services or for adult probation and parole services.

**A breakdown between superior court and district court expenditures is not available.

III. COURT GENERATED REVENUE

It is not the role of the judiciary to produce a profit or to act as a revenue producing agency. However, it is important to note that revenue is generated by the courts in two areas: (1) filing fees for cases and documents filed with the courts; and (2) fines and bail forfeitures from persons convicted of crimes or traffic violations.

During 1975 the municipal, district and superior courts of Washington generated more than \$29.2 million in revenue. In addition, it is estimated that the Supreme Court and the Court of Appeals received \$75,000 in filing fees during the 1975-77 biennium.

Court revenues are distributed between the cities, the counties and the state and many agencies benefit by receiving a portion. For example, during the 1975-77 biennium, it is estimated that the Traffic Safety Education Fund will have received \$9.8 million, the Highway Safety Fund will have received \$2.6 million, and the State Game Fund will have received over \$20,000 from fines and forfeitures. We have been unable, as yet, to establish the final distribution of all court revenue. Most of it, however, is used by the cities and counties to defray the cost of operating the courts. It is interesting to note that the revenue generated by the courts in 1975 was well in excess of the cost to the cities and counties for judicial services.

COST OF COURT OPERATION COURT REVENUE 1975 and 1974

	1975	1974
Superior Courts	\$ 3.0 million*	\$ 2.9 million*
District/Justice Courts	12.9 million	11.3 million
Municipal Courts	13.3 million**	12.2 million**
	<hr/>	<hr/>
	\$29.2 million	\$26.4 million

*Estimated from filings; does not include revenue from fines and forfeitures.

**Includes revenue from parking citations.

THE COURTS OF WASHINGTON

THE COURTS OF WASHINGTON

Supreme Court

STATE COURT OF FINAL RESORT

9 Justices

General appellate jurisdiction:

- direct appeals in cases involving state officials, constitutionality of statutes conflicting statutes or issues of broad public importance

- review of less-than-unanimous decisions of Court of Appeals

Promulgation of rules of procedure for all court levels

Court of Appeals

INTERMEDIATE APPELLATE COURT

12 Judges - 3 Divisions

General Appellate Jurisdiction (majority of state's appeals)

Superior Court

TRIAL COURTS OF RECORD

101 Judges - 28 Superior Court Districts

Unlimited jurisdiction in criminal and civil cases

Appeals de novo from Courts of Limited Jurisdiction

COURTS OF LIMITED JURISDICTION

District Courts


69 Courts - 37 Counties
Civil Jurisdiction limited to \$1,000
Criminal Jurisdiction limited to misdemeanors
Criminal penalties limited to 6 months in jail and/or \$500 fine


Municipal Courts Police Courts

238 Courts - All Counties
Jurisdiction limited to cases involving violations of municipal ordinances
Criminal penalties limited to 6 months in jail and/or \$500 fine

Justices of the Peace

4 Courts - 2 Counties
Criminal jurisdiction limited to misdemeanors
Criminal penalties limited to 30 days in jail or \$100 fine





COURTS OF WASHINGTON

INTRODUCTION

Article IV of the Washington State Constitution, as amended, establishes the judiciary as a separate but equal branch of government. In accordance with the Article, the courts of Washington are divided into four levels: the Supreme Court, the Court of Appeals, the Superior Courts, and the Courts of Limited Jurisdiction. The following sections describe the organization, areas of authority, or jurisdiction, and operations of each court level. Statistical tables on the activity of courts during 1976 are on pages 28-58.

SUPREME COURT

The Supreme Court, the highest court in the state, determines cases, publishes opinions and promulgates rules of procedure for all courts. In addition, the Court has the administrative responsibility to equalize judicial workload, maintain training programs for the judiciary, and make final determinations in disciplinary matters involving attorneys.

The Supreme Court has original jurisdiction in writs of habeas corpus, quo warranto and mandamus with respect to state officers. It also has the authority to review decisions of lower courts, except in civil actions wherein the money or property value involved is less than \$200. However, section 4 of Article IV establishes that an action in equity and in cases involving the legality of a tax, impost, assessment, toll, municipal fine or the validity of a statute, the \$200 limitation is not applicable.

Direct appeal to the Supreme Court is permitted in those cases in which actions of state officials are involved; a trial court has ruled a statute unconstitutional;

conflicting statutes or rules of law are involved or in proceedings involving issues of broad public import which require prompt and ultimate determination. The aggrieved party has a right to review by the Supreme Court when the Court of Appeals reverses a superior court decision by less than a unanimous vote. In other cases, review is discretionary.

The Supreme Court is composed of nine justices who are elected at large, on a non-partisan ballot in even numbered years. In order to maintain the continuity of the Court, the six year terms of the Justices are staggered. Eligibility for the office of justice of the Supreme Court is limited to persons who have been admitted to the practice of law in the State of Washington. Vacancies are filled by gubernatorial appointment, and the appointee holds the office until the next general election.

The Chief Justice, elected by the members of the Court for a two year term, is responsible for administrative details involved in the operation of the judicial system. He also serves as presiding officer of the Judicial Council and the Judicial Conference.

The Court sits as a whole to hear and dispose of cases argued on the appeal calendar and divides into two departments to determine motions affecting the merits of an appeal and, if unanimity is reached, to dispose of petitions for review.

In 1976 the Supreme Court created an Appellate Screening Unit composed of a Commissioner and two research attorneys. The unit prepares screening memoranda for matters coming before the Court. Included are Petitions for Review from the Court of Appeals, appeals initially filed in the Supreme Court, cases

certified to the Court by the Court of Appeals and motions on appeals. The Commissioner also hears motions that were formerly handled by the Chief Justice. Rulings are made after oral hearings and must be in writing. If not appealed within ten days to a department of the Court, the Commissioner's rulings become the decision of the Court. Since the inception of the Appellate Screening Unit, the number of petitions heard per departmental conference of the Supreme Court has increased from eight to twelve.

During the past year the Supreme Court also studied and considered for adoption court rules proposed by members of the Bench and Bar or recommended by the Judicial Council. The Council's recommendations are detailed in the Twenty-fifth Biennial Report of the Judicial Council of the State of Washington which can be obtained from the Judicial Council at 504 Condon Hall, University of Washington, Seattle, WA 98195.

The Court adopted several of the proposals including new Rules of Appellate Procedure. The appellate rules, which became effective on July 1, 1976, provide uniform procedures for the prompt determination of appellate cases on the merits. Uniformity is achieved by having only one set of rules governing both civil and criminal cases and applicable to both the Supreme Court and the Court of Appeals. Likewise, once review is accepted by the courts, the procedure is the same whether review was a matter of right, or appellate discretion. Since the new rules encourage, rather than discourage, the parties to file only those portions of the record necessary for review, and printed briefs are no longer required, the new procedure is expected to reduce the cost of appellate litigation.

In 1976 the Supreme Court also made a landmark decision to permit, at the dis-

cretion of the judges, the broadcasting, televising, recording, and taking of photographs in courtrooms during court sessions. The Court amended Canon 3 (A) (7) of the Washington State Code of Judicial Ethics and adopted guidelines to illustrate ways the Bench, Bar and Press can protect both freedom of the press and the individual's right to a fair trial.

SUPREME COURT ACTIVITY FOR 1976

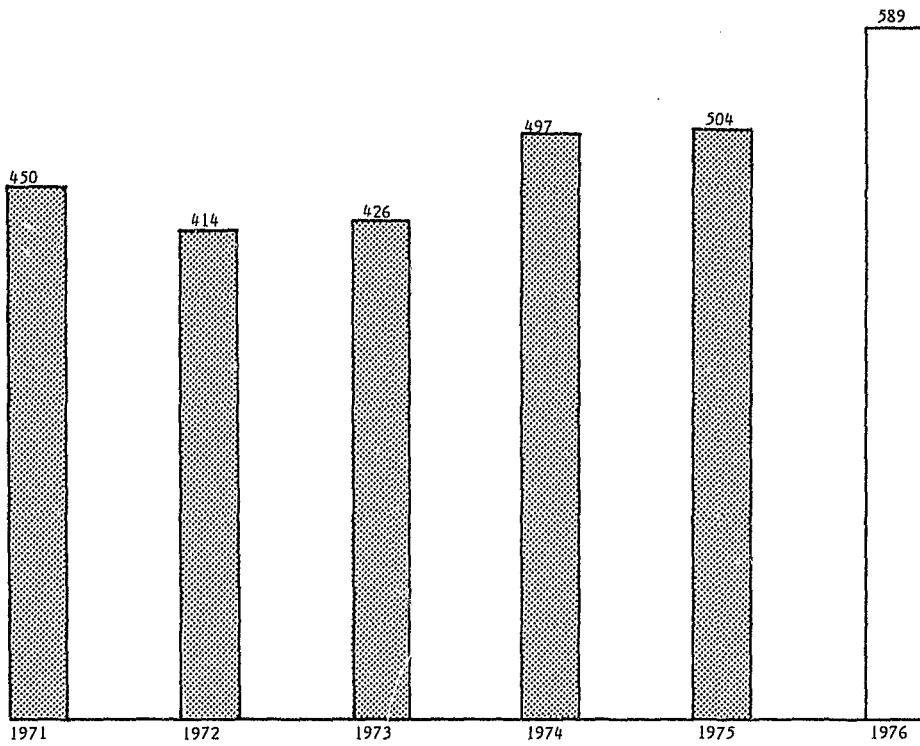
1976 saw a significant increase in the workload of the Supreme Court as filings increased 16.9 percent over 1975. With the number of dispositions remaining approximately the same as during the prior two years, there was a substantial increase in the backlog of the Supreme Court of over 50 percent. The increased backlog is expected to affect the amount of time required to process appeals, the median of which is now twelve months from filing to disposition.

I. FILINGS

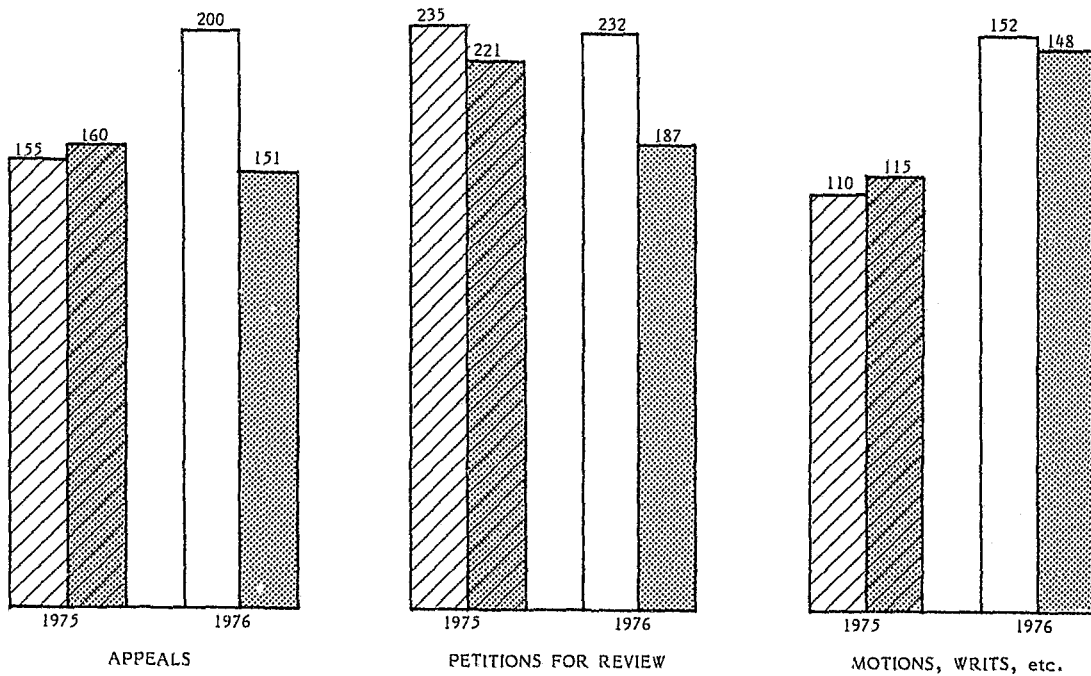
In 1976 the Supreme Court recorded 589 filings, an increase of 85 matters or 16.9 percent over the previous year. This increase can be attributed to the transfer of a large number of appeals from the Court of Appeals in December and to a 38 percent increase in the number of motions and writs filed.

SUPREME COURT FILINGS 1976 and 1975

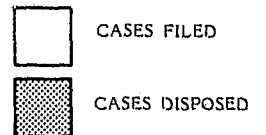
	1976	1975
Criminal Appeals.....	46	25
Civil Appeals.....	154	130
Total Appeals Filed.....	200	155
Criminal Pet. for Rev...	125	108
Civil Pet. for Rev.....	107	127
Total Petitions	232	235
Motions, Writs, etc.....	152	110
Disc. Proceedings	<u>5</u>	<u>4</u>
TOTAL MATTERS FILED	589	504



WASHINGTON SUPREME COURT
FILINGS: 1971 - 1976



WASHINGTON SUPREME COURT
FILINGS vs. DISPOSITIONS



The increase in filings continues the trend for the last five years of rising caseloads in the Supreme Court. Total filings for 1976 were 42.3 percent higher than in 1972. The number of appeals filed in 1976 was the highest since the creation of the Court of Appeals and 19.0 percent higher than in 1975. While the number of petitions for review filed remained relatively constant, the petitions filed in criminal cases exceeded those for civil cases for the first time. The number of motions and writs filed reached an all-time high in 1976.

II. DISPOSITIONS

During 1976 the Supreme Court disposed of 492 matters, only eight less than in 1975. While the number of Petitions for Review that were disposed of was less than the previous year, there was an increase of 28.7 percent in the number of motions and writs that were terminated.

SUPREME COURT DISPOSITIONS 1976 and 1975

	1976	1975
Criminal Appeals.....	28	25
Civil Appeals.....	123	135
Total Appeals.....	151	160
Criminal Pet. for Rev....	90	98
Civil Pet. for Rev.....	97	123
Total Petitions.....	187	221
Motions, Writs, etc.....	148	115
Disc. Proceedings.....	6	4
TOTAL MATTERS	492	500

Of those matters disposed, 156 were by means of written opinions, 61 were dis-

missed, 43 transferred to the Court of Appeals and 232 (principally petitions for review and motions) were denied.

III. CASES PENDING

A most noteworthy aspect of Supreme Court activity for 1976 is the significant increase in the Court's "backlog." As of the end of 1976 there were 335 matters pending, 97 more than at the end of the previous year and an increase of 40.8 percent. The increase is in the most time-consuming matters handled by the court: appeals pending (up 33.1 percent) and petitions for review pending (up 81.8 percent). The backlog of the Supreme Court has not been this high since the establishment of the Court of Appeals.

SUPREME COURT CASES PENDING 1976 and 1975 (Year's End)

	1976	1975
Criminal Appeals.....	46	28*
Civil Appeals.....	151	120*
Total Appeals.....	197	148*
Criminal Pet. for Rev....	58	23*
Civil Pet. for Rev.....	42	32*
Total Petitions.....	100	55*
Motions, Writs, etc.....	35	31*
Disciplinary Proceedings..	3	4*
TOTAL MATTERS.....	335	238*

(* = revised)

IV. APPELLATE PROCESSING TIME

By the end of 1976, the time required to process an appeal through the Supreme Court averaged 13 months from date of filing of the Notice of Appeal to the date of filing of the opinion. Individual cases might vary from as little as 5 months to as great as 27 months but the median was 12 months.

SUPREME COURT
 MEDIAN TIME TO PROCESS APPEALS
 as of December, 1976

Interval	Months
From filing of Notice of Appeal to date perfected (ready for setting).....	3.5
From date perfected to date argued.....	2.5
From date argued to filing of opinion.....	6.0
Total median time from filing to date argued.....	6.0
Total median time from filing to date opinion filed...	12.0

It can be expected that with the increase in the number of cases pending, the time required to process appeals in the Supreme Court will also increase.

COURT OF APPEALS

Most cases for which review is sought go initially to the Court of Appeals. The Court, authorized by the 50th Amendment to the State Constitution, adopted November 5, 1968, has general appellate jurisdiction in all actions except those described in the preceding section, which are appealable directly to the Supreme Court.

The Court is organized into three divisions. Division I, headquartered in Seattle, has six judges and Division II, based in Tacoma, and Division III, located in Spokane, each have three judges. RCW 2.06.040 specifies other cities in which the Court of Appeals may hold sessions when designated by court rule.

The twelve judges are elected on non-partisan ballots for a six year term. The terms are staggered so that four judges are elected every two years. Eligibility for the office is limited to persons who have been admitted to the practice of law in the State of Washington for at least five years prior to taking office and, at the time of appointment or initial election, have been residents, for at least one year, of the districts for which their positions were created. Vacancies are filled by gubernatorial appointment, and the appointee holds the office until the next general election.

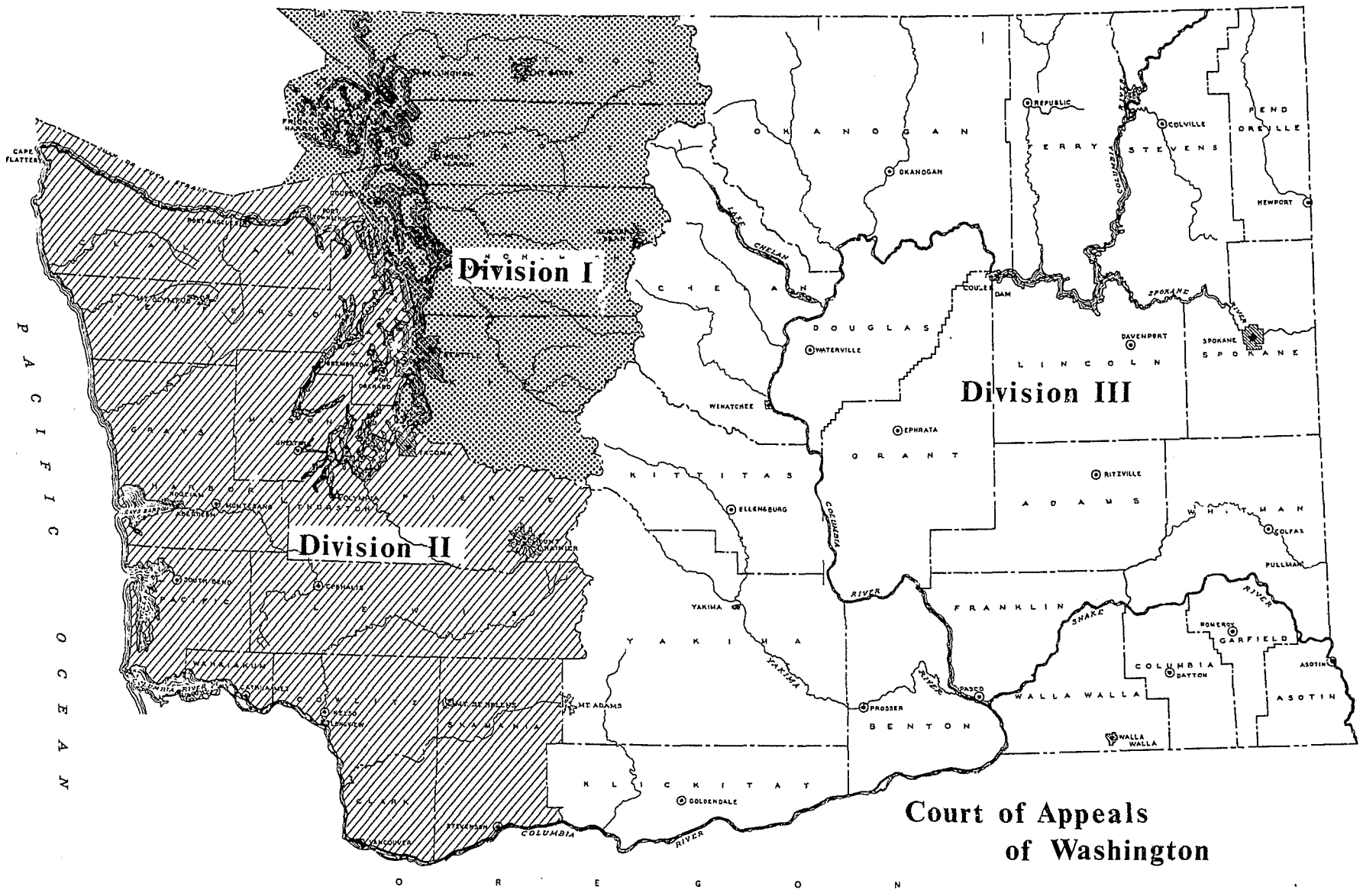
In accordance with the provisions of Court of Appeals Administrative Rule 8, the judges of each division elect a chief judge for a two year term. The chief judge is responsible for the administrative details involved in the division's operation.

COURT OF APPEALS ACTIVITY FOR 1976

1976 was the first year since its establishment in 1969 that the Court of Appeals did not experience an increase in its total caseload. However, the number of appeals filed in 1976 was still 83.5 percent above the number filed in 1971. A concentrated effort in disposing of cases resulted in a 16.1 percent increase in the number of dispositions over 1975, but this was not enough to keep pace with the high filing rate so that the Court's backlog continued to increase.

I. FILINGS

There were a total of 1,777 matters filed in the Court of Appeals during 1976. Though this is less than the total filed in 1975, the number of appeals filed was the greatest in the history of the Court of Appeals.



**Court of Appeals
of Washington**



COURT OF APPEALS FILINGS

1976 and 1975

	1976	1975
DIVISION I		
Appeals.....	767	738
Motions/Writs.....	115	151
Total Filings (Div. I)....	882	889
DIVISION II		
Appeals.....	418	393
Motions/Writs.....	65	104
Total Filings (Div. II)...	483	497
DIVISION III		
Appeals Filed.....	327	336
Motions/Writs Filed.....	85	97
Total Filings (Div. III)...	412	433
TOTAL COURT OF APPEALS		
Appeals.....	1512	1467
Motions/Writs.....	265	352
TOTAL FILINGS.....	1777	1819

Appeals comprised 85.1 percent of the 1976 filings in the Court of Appeals, two-thirds of which were civil appeals. The motions and writs were divided relatively equally between personal restraint petitions (including writs of Habeas Corpus) and motions for discretionary review.

II. DISPOSITIONS

A concentrated effort, particularly in Division I, resulted in a great increase in the number of matters disposed of by the Court of Appeals. The 1,670 dispositions recorded in 1976 was an all-time high and 16.1 percent more than 1975. While dispositions were up in all divisions, Division I showed the greatest increase of 30.2 percent.

COURT OF APPEALS DISPOSITIONS

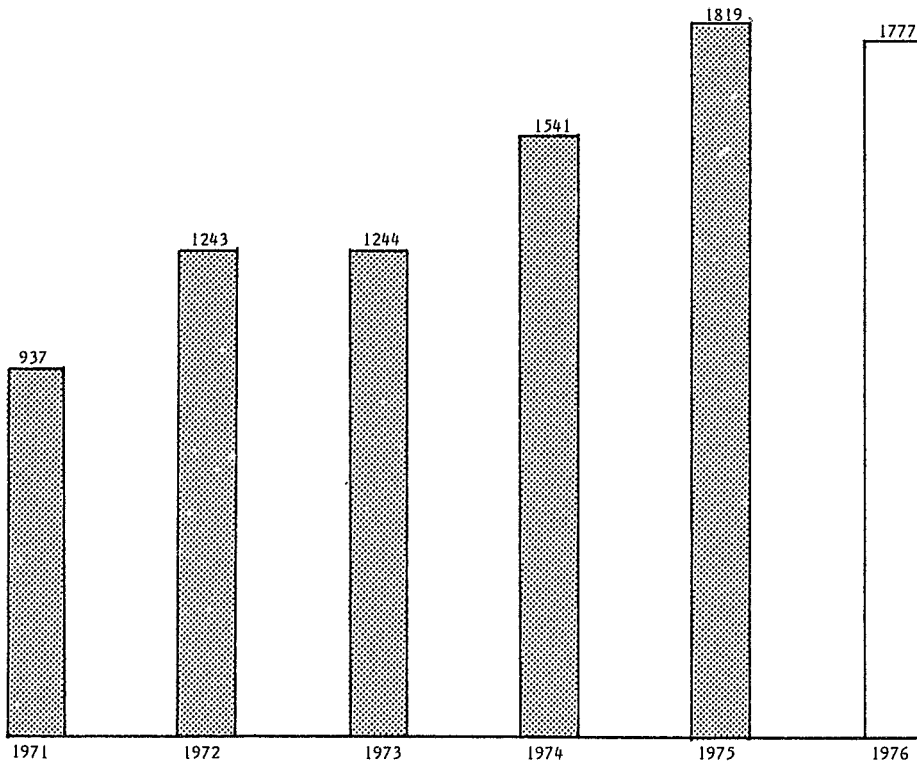
1976 and 1975

	1976	1975
DIVISION I		
Appeals.....	746	519
Motions/Writs.....	111	139
Total Disp. (Div. I).....	857	658
DIVISION II		
Appeals.....	344	309
Motions/Writs.....	80	86
Total Disp. (Div. II)....	424	395
DIVISION III		
Appeals.....	294	291
Motions/Writs.....	95	95
Total Disp. (Div. III)....	389	386
TOTAL COURT OF APPEALS		
Appeals.....	1384	1119
Motions/Writs.....	286	320
TOTAL DISPOSITIONS....	1670	1439

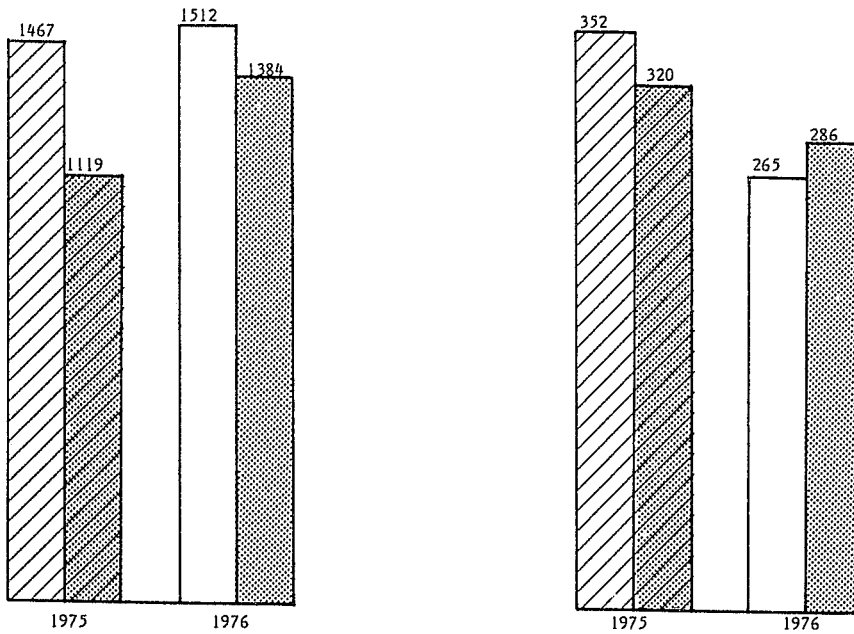
During 1976, 630 opinions were written by the Court of Appeals, 279 of which (or 44.3 percent) were published. This was a shift from 1975 when 60.0 percent of the opinions filed were published and is one of the reasons why the Court of Appeals has been able to increase its disposition rate.

III. CASES PENDING

Despite the increase in the disposition of cases, intake continued to exceed output so that the "backlog" of the Court of Appeals continued to increase. Whereas there were 1,809 matters pending at the beginning of 1976, by the end of the year there were 1,916 matters pending, an increase of 5.9 percent.



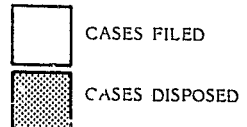
WASHINGTON COURT OF APPEALS
FILINGS: 1971 - 1976



APPEALS

MOTIONS, WRITS, etc.

WASHINGTON COURT OF APPEALS
FILINGS vs. DISPOSITIONS



COURT OF APPEALS CASES PENDING
1976 and 1975 (Year's End)

	1976	1975
DIVISION I		
Appeals Pending.....	947	926
Motions/Writs Pending....	45	41
Total Pending (Div. I)...	992	967

DIVISION II		
Appeals Pending.....	520	446
Motions/Writs Pending....	11	26
Total Pending (Div. II)..	531	472

DIVISION III		
Appeals Pending.....	378	345
Motions/Writs Pending....	15	25
Total Pending (Div. III)..	393	370

TOTAL COURT OF APPEALS		
Appeals Pending.....	1845	1717
Motions/Writs Pending....	71	92
TOTAL CASES PENDING	1916	1809

IV. APPELLATE PROCESSING TIME

As of December 1976, the time required to process an appeal through the Court of Appeals averaged about 16 months in Divisions I and III and 20 months in Division II. The processing time of individual cases varied from as little as 5 months to as much as 37 months, however, the median was 12 months in Division I, 16.5 months in Division III and 19 months in Division II.

COURT OF APPEALS
MEDIAN TIME TO PROCESS APPEALS
as of December, 1976

Interval:	Months
From filing of Notice of Appeal to date perfected (i.e. ready for setting)	
Div. I.....	5.0
Div. II.....	6.7
Div. III...	6.5

From date perfected to date argued	Div. I.....	5.0
	Div. II....	10.6
	Div. III...	7.0

From date argued to filing of opinion	Div. I.....	2.0
	Div. II....	1.8
	Div. III...	3.0

Total median time from filing to date argued	Div. I.....	10.0
	Div. II....	17.3
	Div. III...	13.5

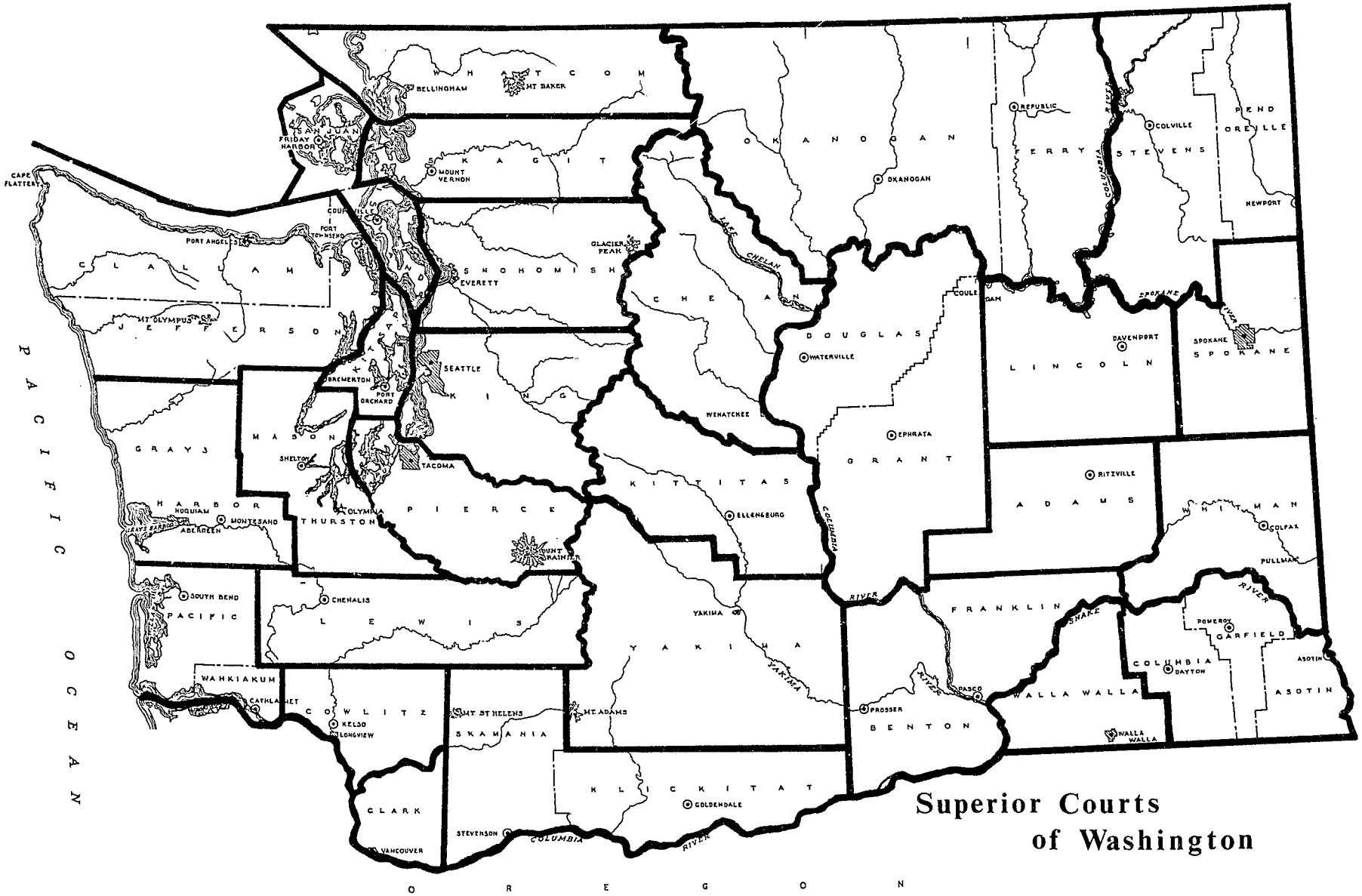
Total median time from filing to date opinion filed	Div. I.....	12.0
	Div. II....	19.1
	Div. III...	16.5

The increase in the number of cases pending will cause an increase in the time required to process appellate matters resulting in increased delay in the Court of Appeals.

SUPERIOR COURT

The superior court is the state's only trial court of record. The court has unlimited authority, or jurisdiction, to hear all matters except those which are initially heard by courts of limited jurisdiction such as traffic violations, misdemeanors, and civil cases in which the amounts in controversy are under \$1,000. The superior court has exclusive jurisdiction in probate and domestic relations matters and it hears appeals from courts of limited jurisdiction de novo or by trying the case "anew."

With the passage of Ch. 79 Laws of 1975, 2nd Ex. Sess. which granted an additional judgeship to Lewis County, the number of superior court judges has increased to 101. Judges are elected to a four year term by the electorate of the county or counties



Superior Courts
of Washington



served. Election of superior court judges is coincident with the national presidential election and eligibility for the position is limited to persons who have been admitted to the practice of law in the state. Gubernatorial appointees fill vacancies occurring during the term and the appointee holds office until the next general election.

Pursuant to the Constitution, the Legislature has divided Washington's 39 counties into 28 judicial districts. Court is held in each county at the county seat as frequently as is required by the volume and nature of judicial business in the county. Each judicial district has one or more judges. However, to insure the efficient use of judicial resources, superior court judges may sit in districts other than their own on the invitation of the resident judge or judges, on order of the Governor, or on order of the Chief Justice of the Supreme Court.

SUPERIOR COURT ACTIVITY FOR 1976

In 1976 the caseload of the Superior Courts of Washington increased for the 20th consecutive year. All categories of filings showed increases with total filings of 122,080 cases 4.7 percent above 1975. The average statewide judicial caseload was 1208.7 filings per judge, an all-time record for the superior courts.

The number of civil, criminal and probate cases disposed of in 1976 was 3.5 percent more than in 1975. Only in criminal cases were dispositions as great or greater than filings. Consequently, backlogs throughout the state continue to increase.

The superior courts in 1976 conducted more jury trials (2,745) than ever before. The number of non-jury trials conducted (7,486) was above that for the prior two years.

The outlook for the superior courts is for continuing increases of caseloads. It is expected that superior court filings will exceed 200,000 by 1983 with a corresponding increase in judicial manpower needs.

I. FILINGS

There were 122,080 cases filed in the superior courts of Washington in 1976. This was a record high and marks the 20th consecutive year an increase has been reported*. Civil cases accounted for 61.7 percent of this total with probate filings at 13.4 percent, criminal filings at 11.7 percent, juvenile filings at 11.0 percent and mental illness at 2.2 percent. Total filings were 5,440 or 4.7 percent more than 1975 and 10,603 or 9.5 percent more than 1974.

Those courts which have experienced the greatest increase in workload, or filings per judge, over this period have been Island-San Juan (up 211.0 filings per judge from 1975), Ferry-Okanogan (up 142.0), Benton-Franklin (up 123.0), and Spokane (up 126.2).

The average statewide caseload in 1976 was 1208.7 filings per judge. The individual courts varied from lows of 338.0 in Lincoln County and 398.0 in Adams County to such highs as 1419.2 in King County and 1428.2 in Pierce County. Nine courts were above the state average.

Civil Filings

There was a record total of 75,317 civil cases filed in the superior courts of Washington during 1976. This was an increase of 2,797 or 3.9 percent over the previous year. A look at civil filings for the last ten years shows an increase every year with the 1976 filings 48.3 percent higher than in 1967.

The civil caseloads in 1976 in the superior court ranged from a low of 138.0 civil case filings per judge in Lincoln County to a high of 915.0 per judge in Pierce County. The average for the state was 745.7 and ten courts were above this amount.

The largest category of civil filings was domestic relations-dissolutions, which comprised 32,539 case filings or 43.2 percent of all civil filings for the year. Commercial cases accounted for 18,141 filings or 24.1 percent and there were 6,749 torts filed for 9.0 percent of the total. Condemnations showed the greatest increase (+31.8 percent) over the prior year and the number of filings for writs and injunctions increased 24.5 percent. The number of cases filed involving property rights decreased 2.3 percent from 1975.

Criminal Filings

In 1976 criminal case filings in Washington's superior courts reached an all-time high of 14,322. This was the eleventh year in a row in which there was an increase with the filings for 1976 being 274 cases or 2.0 percent higher than the previous year.

The criminal caseloads in the superior courts ranged from a low of 61.5 criminal filings per judge in Skagit County to a high of 201.3 in Clark County. The average for the state was 141.8 criminal filings per judge with 12 courts above this average.

The largest category of criminal filings was appeals from lower courts which comprised 21.8 percent of all criminal filings. Other major types of filings included larceny (15.0 percent), liquor/narcotics (14.1 percent) and burglary (13.5 percent). The number of cases involving sex crimes increased 12.0 percent from

1975 and burglary filings were up 7.2 percent. Larceny filings decreased 13.4 percent and cases involving only liquor or narcotics were down 9.6 percent.

Probate Filings

Probate filings for 1976 showed an increase for the third straight year. The 16,329 probate cases filed were 558 or 4.2 percent higher than the previous year and the highest since 1971.

Twenty-one courts experienced an increase in their probate caseload in 1976. The probate caseloads ranged from a low of 73.0 probate filings per judge in Adams County to a high of 255.0 in Island-San Juan with a statewide average of 161.7 and six courts above the state average.

Juvenile Filings

A record total 13,433 juvenile cases were filed in the superior courts in 1976. This was an increase of 1,504 cases or 12.6 percent over the previous year.

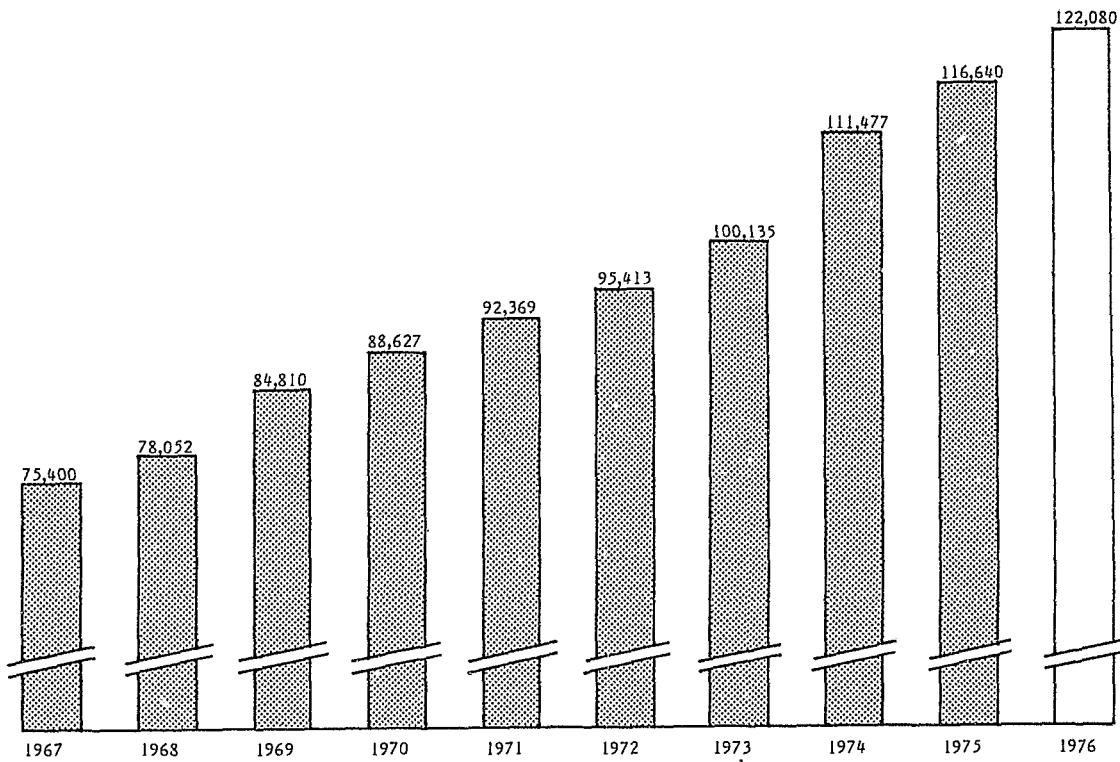
The statewide juvenile caseload for 1976 was 133.0 juvenile filings per judge with individual courts varying from a low of 14.0 in Kittitas County to a high of 224.8 in Clark County. Ten courts exceeded the state average.

Mental Illness Filings

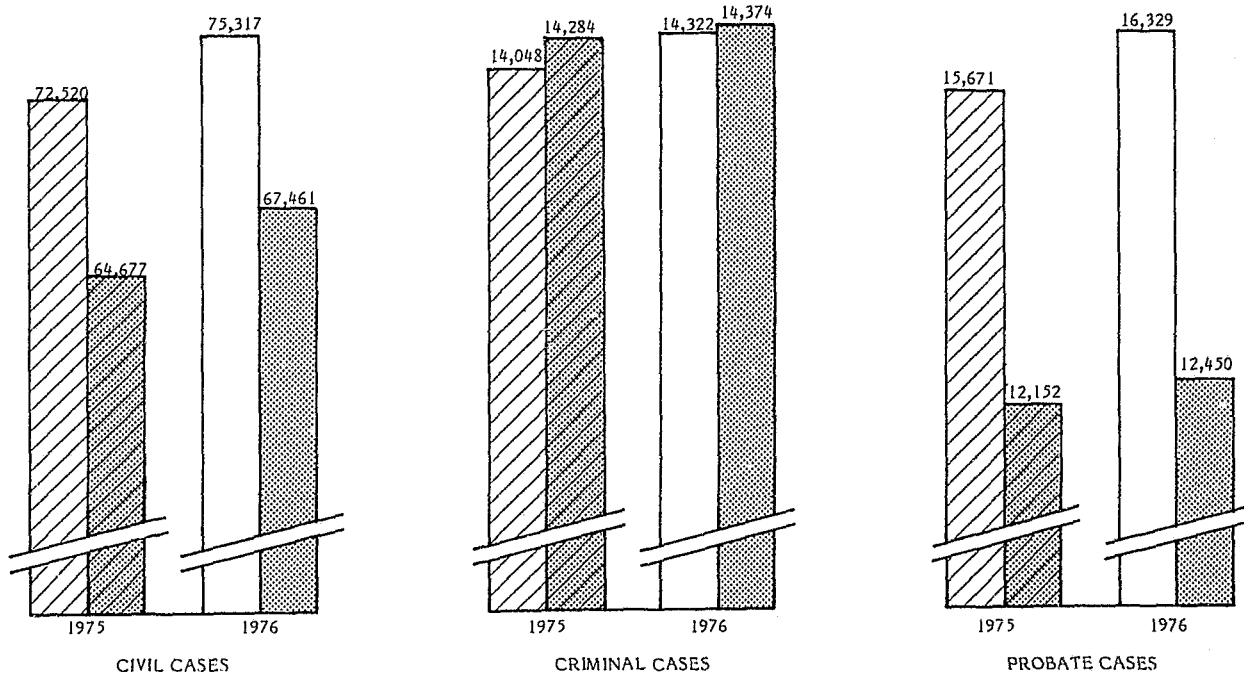
There were 2,679 mental illness cases filed in 1976. This was an increase of 207 filings or 8.4 percent over 1975. The average number of mental illness filings per judge throughout the state was 26.5 and ranged from 0.0 in several courts to a high of 59.2 in Pierce County.

II. DISPOSITIONS

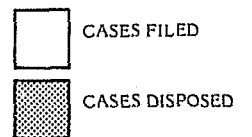
1976 was the second year for which statistical data on the disposition of cases



WASHINGTON SUPERIOR COURTS
FILINGS: 1967 - 1976



WASHINGTON SUPERIOR COURTS
FILINGS vs. DISPOSITIONS



was obtained. In some respects, the data may be incomplete due to inadequacies in the reporting forms and a lack of uniformity among the many courts in the definitions of terms.

In 1976 the superior courts of Washington recorded the disposition of 94,285 cases which was an increase of 3,172 dispositions or 3.5 percent over 1975. However, this does not include the disposition of juvenile or mental illness cases which are not currently reported. Of those dispositions reported, 71.6 percent were civil cases, 15.2 percent were criminal cases and 13.2 percent were probate. Only in the area of criminal cases did dispositions exceed filings, due, undoubtedly, to priorities given to the criminal caseload by all courts.

Civil Dispositions

There was an increase in the number of civil cases disposed of in 1976 over 1975 of 4.3 percent. This was due only partially to the addition of another judge (Lewis County Superior Court) as the number of civil dispositions per judge rose from 646.8 in 1975 to 667.9 in 1976. The ratio of civil dispositions to filings was 0.896 with 7,856 (11.6 percent) more civil cases filed than disposed.

The civil disposition rate varied from a low of 109.0 in Lincoln County to a high of 897.9 in Snohomish County.

Criminal Dispositions

Criminal dispositions also increased over the prior year; however, the increase was only 0.6 percent. The number of criminal dispositions per judge varied little from 1975 with 142.3 criminal cases being disposed of per judge. The criminal disposition rate in the individual courts ranged from a low of 60.0 in Whitman County to the high of 220.2 in Pierce County.

Fifteen courts were able to dispose of criminal cases at a rate higher than that at which they were filed. In six courts criminal dispositions exceeded filings by better than 20 percent (Skagit, Kittitas, Douglas-Grant, Snohomish, Yakima and Pierce).

Probate Dispositions

The disposition of probate cases in 1976 increased 2.5 percent over 1975. The average number of dispositions per judge also increased from 121.5 in 1975 to 123.3 in 1976.

Only four courts disposed of as many or more probate cases than were filed in 1976. They included Lewis, Skagit, Lincoln and Pend Oreille-Stevens. The probate disposition/filing ratio for the state as a whole was 0.762 with 3,879 or 31.2 percent more probate cases filed than were disposed.

III. TRIAL ACTIVITY

There were 7,662 civil trials conducted in the superior courts in 1976. This is 229 more than the previous year, an increase of 3.1 percent. Jury trials of civil cases were down 131 or 11.7 percent, and non-jury trials up 360 or 5.7 percent. The statistics on non-jury civil trials should be viewed with caution, however, because of differences in the interpretation of what constitutes a non-jury trial. Efforts are currently being made to standardize definitions and to eliminate differing interpretations so that future data will be completely reliable.

There were a total of 2,569 criminal trials conducted in the superior courts in 1976. This is 273 more than the previous year, up 11.9 percent. Jury trials increased 229 or 15.0 percent and non-jury trials increased 44 or 5.7 percent.

IV. JUDICIAL WORKLOAD

The average judicial workload reached a record high in 1976. The last ten years has seen a 30.8 percent increase in the average number of cases filed per judge.

SUPERIOR COURTS AVERAGE FILINGS PER JUDGE

	1966	1976
Total Filings...	70,207	122,080
Judges.....	76	101
Filings per Judge	923.8	1,208.7

The judicial workload is heaviest in the larger courts (more than 5 judges) and appears to be lightest in the single judge courts. However, this is partially to be expected because the judge of a small court must devote more time to administrative activities than do judges in the large courts.

SUPERIOR COURTS WORKLOAD BY SIZE OF COURT Average Filings per Judge

	1966	1976
Courts of One Judge:		
Single County	512.2	654.0
Multiple County	552.3	875.8
Courts of 2-5 Judges:		
Single County	831.3	1070.6
Multiple County	800.4	1089.1
Courts of 6+ Judges:	1200.6	1385.4

V. JUDICIAL ASSISTANCE

Judicial assistance is provided by the superior courts of the state in the form of visiting judges or pro-tem judges.

JUDICIAL ASSISTANCE 1975-1976

	1976	1975
Visiting Judge Days..	875.5	943.5
(Travel Time).....	(137.5)	(190.0)
Pro-Tem Judge Days	770.2	805.1
Total Assistance	<u>1645.7</u>	<u>1748.6</u>

The VISITING JUDGE PROGRAM is a voluntary one, coordinated largely by the Office of the Administrator for the Courts. By means of the visiting judge program, courts with smaller workloads are able to assist those courts which are experiencing problems with congested calendars or are unable to try a case because of conflicts or challenges.

There were a total of 875.5 days of visiting judge time utilized by the superior courts in 1976. This is a decrease of 7.2 percent from the 943.5 judge days in 1975. In addition, 6.5 days of visiting judge time were given to the Court of Appeals and 137.5 days were spent in travel in connection with this program.

The heaviest recipients of visiting judge time were King County which received a net of 158.0 days of judicial assistance through the program and Spokane County which received a net of 117.5 days.

During 1976, funds were provided to pay for 770.2 days of PRO-TEM JUDGE TIME to be utilized in the superior courts. Fourteen courts utilized this type of judicial assistance during the year with King County receiving the largest amount, 459.7 days or 59.7 percent of the total assistance.

The cost of judicial assistance in the form of pro-tem judge time is the amount of money funded to pay for such time. For the 770.2 days of pro-tem judge time

utilized during 1976, the state provided \$39,006. This is 13.6 percent more than the \$34,336 spent on this program in 1975. A like amount was provided by the counties.

The cost of the visiting judge program must be reckoned in the amount of judge time lost in travel. For 1976 this amounted to 137.5 days, or approximately \$21,900, down \$8,367 or 27.6 percent from the last year. Travel time is variable and can be minimized. The Office of the Administrator for the Courts is seeking ways to improve the efficiency of the visiting judge program so as to maximize effectiveness and minimize cost.

A total of 1,645.7 days of judicial assistance was received by the superior courts in 1976. This is equivalent to more than seven and a half judge years. Of this total, King County received 617.7 judge days or 37.5 percent, by far the largest of any court. Other courts receiving substantial judicial assistance were: Spokane, 128.5 days or 7.8 percent; Yakima, 113.5 days or 7.0 percent; and Snohomish, 107.5 days or 6.5 percent.

By deducting the amount of visiting judge days donated to other courts, the NET JUDICIAL ASSISTANCE to each court is obtained. Eleven courts are indicated as having a negative net judicial assistance. These courts can be classed as "doners", having given more judge time than they received. King (562.2 net days), Spokane (100.0 net days) and Snohomish (96.5 net days) Counties received the greatest amounts of net judicial assistance. However, when taking into consideration the sizes of the courts, King County, Mason-Thurston and Kitsap received the most judicial assistance in proportion to their size, i.e. number of judicial positions.

VI. OUTLOOK FOR THE SUPERIOR COURTS

The caseload of the superior courts has increased continuously over the last 20 years. This increase has been most notable in the last ten years. The trend from 1958 to 1967 indicated that there would be no more than 101,000 cases filed in 1976, however, this was exceeded by more than 20 percent. We see no indication that superior court filings will not continue to increase to where they will have doubled in less than ten more years.

PROJECTED FILINGS SUPERIOR COURTS

Year	Total Superior Court Filings
1976	122,080
1977	133,000
1978	143,000
1979	153,000
1980	164,000
1981	176,000
1982	190,000
1983	205,000
1984	222,000
1985	240,000

As the workload increases, so also will the manpower needs of the courts, both judicial and non-judicial, increase. It is expected that there will be a need for up to 200 superior court judges by 1985 and that the need for non-judicial personnel will more than double. In addition, if one takes into consideration the increases in costs due to inflation, the cost of operating the superior courts will more than triple what it was in 1976. This only serves to emphasize the need for serious planning and preparation for the coming growth in the superior courts.

THE COURTS OF LIMITED JURISDICTION

The courts of limited jurisdiction, including district, municipal, justice of the peace, and police courts, handle the largest volume of cases in the state. They have jurisdiction over all traffic violations and misdemeanors.

Criminal jurisdiction of the district courts is limited to and concurrent with that of the superior court over all misdemeanors and gross misdemeanors. Additionally, they have concurrent jurisdiction with superior court for preliminary hearings in felony cases. The district courts may not impose a sentence greater than a fine of \$500 or imprisonment for six months or both. Municipal courts have jurisdiction over violations of municipal ordinances and may not impose penalties greater than a \$500 fine or six months in jail, or both. Justice of the peace courts have concurrent jurisdiction with superior courts over misdemeanors and gross misdemeanors. A justice of the peace may not impose a fine greater than \$100 or imprisonment for 30 days in jail except in first class cities where he may impose a fine up to \$500 or imprisonment up to six months.

District courts also have authority over some civil matters, including recovery on contracts, damages for injury to persons or personal property, penalties, bonds and surety bonds. However, the claims cannot involve more than \$1,000. Additionally, the district courts are restricted from dealing with actions for false imprisonment, libel, slander, malicious prosecution, criminal conversation and seduction. Civil jurisdiction also includes all small claims, matters in which the parties represent themselves and the amounts in controversy are less than \$300.

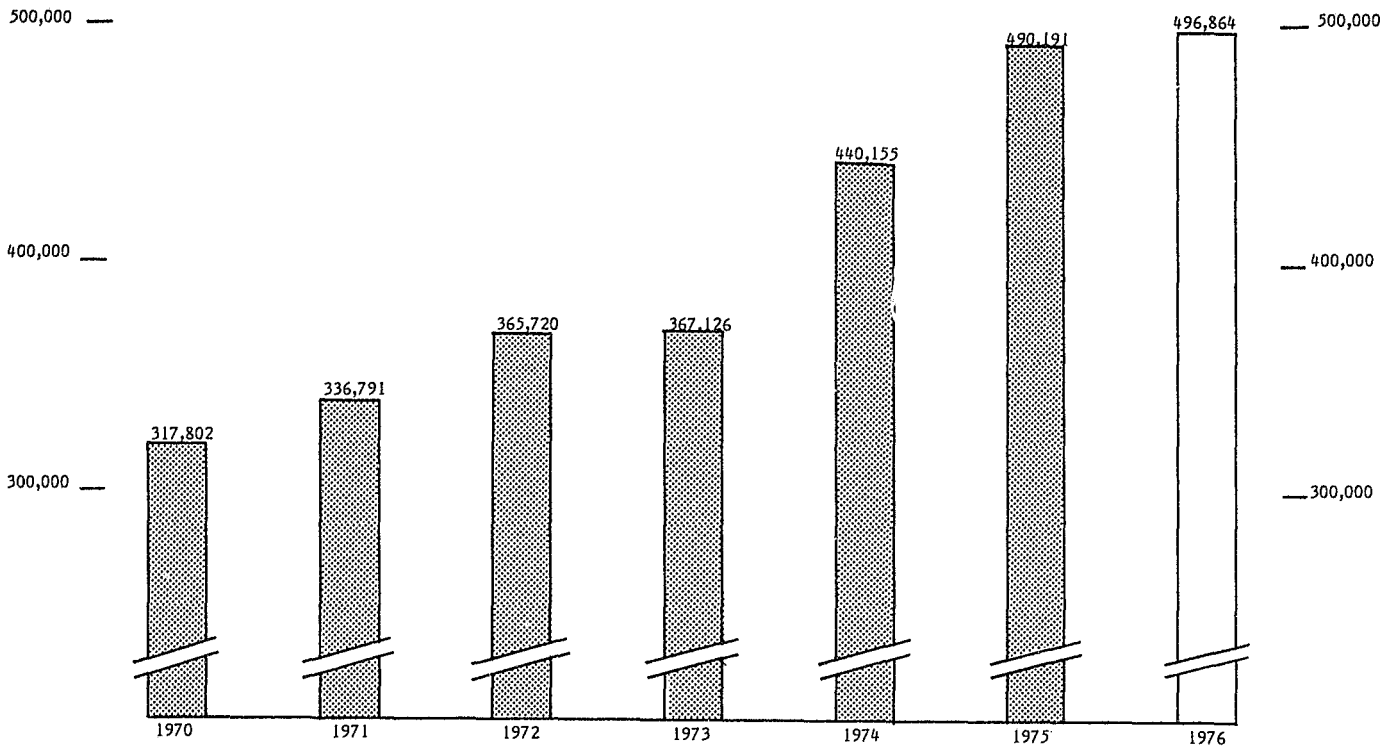
Courts of limited jurisdiction are not trial courts of record and transcripts are not made of their proceedings. Therefore,

appeals from judgments of courts of limited jurisdiction are heard anew, or de novo, by the superior courts in their respective counties and the cases are completely retried.

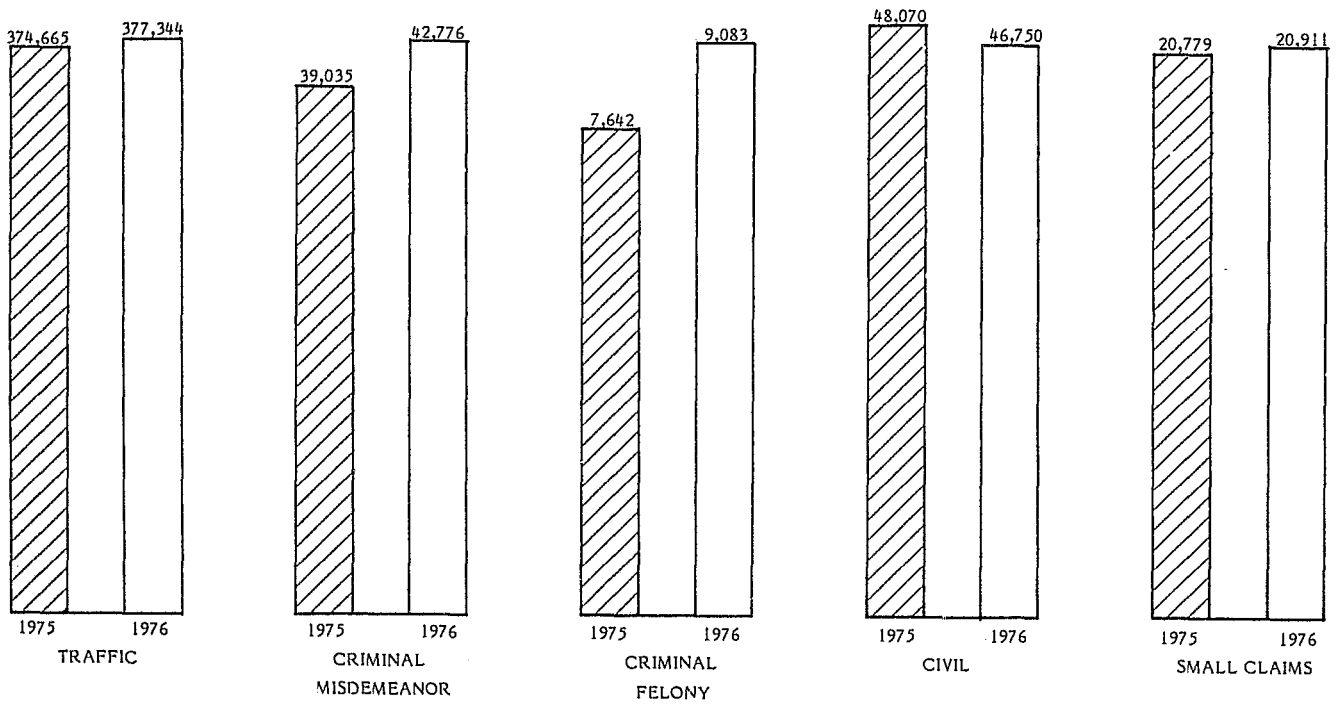
Since the 1961 enactment of the Justice Court Act, all but two counties, Adams and Columbia, have discontinued the practice of justice of the peace "fee system" and have established justice court districts which are served by courts referred to as district courts. At the close of 1976, there were sixty-nine district courts and only four justice of the peace courts in the state. In 1977 Adams County is scheduled to adopt a district court system which will reduce the number of justice of the peace courts even further.

Many of the 238 municipal courts of the state were established under one of two provisions outlined in the 1961 Justice Court Act and incorporated in Chapters 3.46 through 3.50 of the Revised Code of Washington (RCW). The provisions permit the city's legislative body to petition the Board of County Commissioners to create a municipal department in the county's district court or, if the city has a population of 20,000 or less, to pass an ordinance creating a municipal court. Procedures for the creation of municipal courts in those cities which have not adopted the provisions of the Justice Court Act are governed by Chapters 35 and 35A RCW.

There are 217 judges of courts of limited jurisdiction including 61 full time and 156 part-time judges. The state has 123 attorney and 94 non-attorney judges of limited jurisdiction courts. The judges serve four year terms. District court judges are elected in non-partisan ballots in even numbered years not coincident with the national presidential elections. Depending upon the provision under which a particular municipal court was established, municipal court judges may be elected or appointed.



WASHINGTON DISTRICT COURTS
FILINGS: 1970 - 1976



WASHINGTON DISTRICT COURTS
FILING BREAKDOWN

DISTRICT AND JUSTICE COURT
ACTIVITY FOR 1976

All aspects of district and justice court activity increased in 1976. Not only were filings at an all-time high, but the number of bail forfeitures, arraignments, jury and non-jury trials and cases appealed were also greater than ever. In addition, the receipts recorded for district court business in 1976 were more than any previous year.

I. FILINGS

There were almost a half million cases filed in the district and justice courts of Washington in 1976. The 496,864 filings were 1.4 percent more than 1975 and marked an increase of 56.3 percent over 1970, only six years prior.

DISTRICT COURT FILINGS
1976 and 1975

	1976	1975
Traffic.....	377,344	374,665
Misdemeanor.....	42,776	39,035
Felony.....	9,083	7,642
Civil.....	46,750	48,070
Small Claims....	<u>20,911</u>	<u>20,779</u>
TOTAL FILINGS	496,864	490,191

Traffic cases accounted for 75.9 percent of all filings in the district and justice courts. Misdemeanor filings represented 8.6 percent of the caseload of these courts while felony filings were 1.8 percent. Civil filings for 1976 decreased from 1975 and comprised only 9.4 percent of the courts' filings and small claims actions were 4.2 percent.

The only substantial changes in district court filings over 1975 were the increases in criminal filings, both misdemeanor (up 9.6 percent) and felony (up 18.9 percent). The 2.7 percent decrease in civil filings is not considered significant and the number of civil cases filed in the district courts is expected to increase.

II. PROCEEDINGS AND
OTHER ACTIVITIES

A. BAIL FORFEITURES

The 252,041 bail forfeitures recorded in 1976 represented an increase of less than one-half of one percent over 1975. Of the traffic cases filed, 64.07 percent resulted in bail forfeitures while there were bail forfeitures in only 24.05 percent of the misdemeanor cases. These proportions are comparable to prior years.

DISTRICT COURT BAIL FORFEITURES
1976 and 1975

	1976	1975
Traffic Bail Forf.	241,752	241,533
% of Traf. Filings	64.1%	64.5%
Criminal Bail Forf.	10,289	9,446
% of Crim. Filings	24.1%	24.2%

B. ARRAIGNMENTS, TRIALS and
OTHER PROCEEDINGS

There were 99,434 arraignments conducted for traffic offenses in 1976. Pleas of guilty were submitted in 64,138 or 64.5 percent of these. Of the remaining cases, 724 were tried by jury and 30,358 were tried by the court (non-jury trials).

The 32,221 arraignments conducted for criminal misdemeanor cases resulted in only 13,652 guilty pleas (42.4 percent). There were also 208 criminal cases tried by jury and 9,003 tried by the court.

There were 33 jury trials of civil cases and a further 5,030 civil cases tried by the court.

In addition to the trials and arraignments, there were 1,706 felony preliminary examinations conducted. This was 203 or 13.5 percent more than in 1975. Furthermore, 7,723 small claims actions were resolved under RCW 12.40.

SELECTED DISTRICT
COURT PROCEEDINGS
1976 and 1975

	1976	1975
ARRAIGNMENTS		
Guilty Pleas.....	77,790	75,081
Not Guilty Pleas..	53,865	44,640
TOTAL ARRAIGN.	131,655	118,721
TRIALS		
Jury Trials.....	965	807
Non-Jury Trials...	44,391	42,583
FELONY PRELIM. HEARINGS.....		
	1,706	1,503
SMALL CLAIMS HEARINGS.....		
	7,723	8,055

C. APPEALS

In 1976, 1,427 cases tried in district or justice courts were appealed. This was an increase of 132 or 10.2 percent over 1975.

While the 1,146 traffic and criminal appeals represent a very small portion of the traffic and criminal caseload for these courts (only 0.27 percent), they account for 8.0 percent of the criminal filings of the superior courts. (The appeals for cases tried in municipal courts comprise a greater portion 13.9 percent--of the higher courts' caseload.)

D. RECEIPTS

In 1976 the district and justice courts of Washington received \$13,796,317 revenue in the form of fines, bail forfeitures and court costs, fees and charges. This was \$923,322 or 7.2 percent more than the previous year and close to twice that for 1970.

III. TOTAL DISTRICT
COURT BUSINESS

In 1976 there were 77 municipal court jurisdictions in Washington which con-

TOTAL 1976 DISTRICT COURT WORKLOAD

	District Court	Municipal Court	Total Business
FILINGS			
Traffic*.....	377,344	147,035	524,379
Criminal**.....	51,859	21,093	72,952
Civil.....	46,750	----	46,750
Small Claims.....	20,911	----	20,911
TOTAL FILINGS.....	496,864	168,128	664,992
BAIL FORFEITURES.....	252,041	80,719	332,760
ARRAIGNMENTS.....	131,655	75,343	206,998
JURY TRIALS.....	965	197	1,162
NON-JURY TRIALS.....	44,391	18,264	62,655
RECEIPTS.....	\$13,796,317	\$4,790,688	\$18,587,005

*Includes Traffic Violations Bureaus which may, in some cases, not be under the administration of the district court.

**Includes both misdemeanor and felony filings.

tracted with 30 district courts for the processing of municipal court filings. This additional caseload resulted in a substantially greater workload for these district courts than is reflected by the statistics on district court filings alone. These municipal court filings which were processed by the district courts represented over 39 percent of the total municipal court filings for 1976.

Approximately one-fourth of the workload of the district courts arises from municipal court filings. One-third of the arraignments in district courts are for municipal court cases as are one-sixth of the jury trials and 30 percent of the non-jury trials.

MUNICIPAL COURT ACTIVITY FOR 1976

Filings in municipal courts for 1976 were the highest since 1972. This last year saw also an increase over the last two years in bail forfeitures and the highest ever number of arraignments, non-jury trials and appeals. Although less than in 1975, the number of jury trials was substantially greater than in previous years. In addition, the receipts recorded by the municipal courts in 1976 were 12.5 percent higher than the previous record-high year of 1975.

I. FILINGS

There were 429,371 cases filed in the municipal courts of Washington in 1976. Of these filings, 86.0 percent were for traffic violations and 14.0 percent for misdemeanor violations of municipal ordinances.

MUNICIPAL COURT FILINGS 1976 and 1975

	1976	1975
Traffic.....	369,166	340,782
Criminal.....	<u>60,205</u>	<u>58,315</u>
Total Filings	429,371	399,097

After three consecutive years of declining filings, the caseload for 1976 was the highest since 1972 and marked an increase of 7.6 percent over the previous year. Traffic filings were 8.3 percent higher than in 1975 and criminal filings increased by 3.2 percent.

II. PROCEEDINGS AND OTHER ACTIVITIES

A. BAIL FORFEITURES

There were 219,809 bail forfeitures in 1976, 1.2 percent more than in 1975 but 15.5 percent less than in 1972. The number of bail forfeitures in traffic cases increased 1.5 percent over the previous year while those in criminal cases decreased by 3.8 percent.

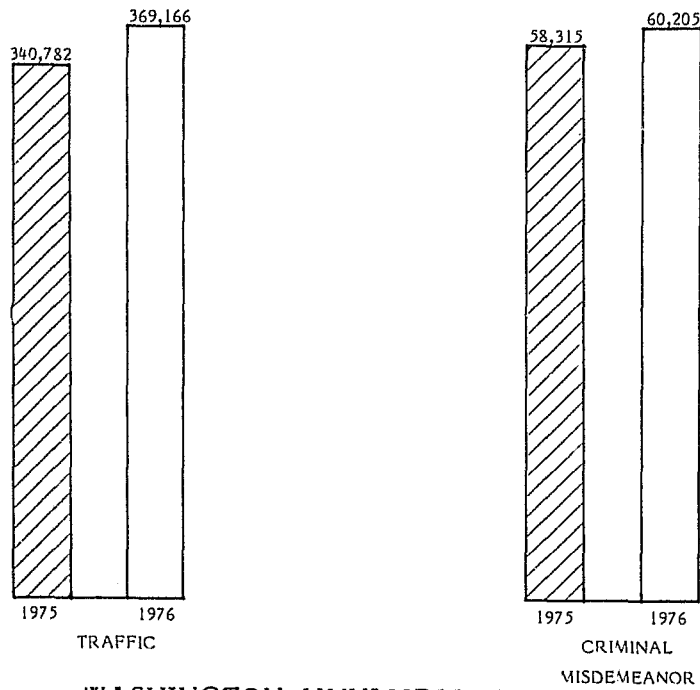
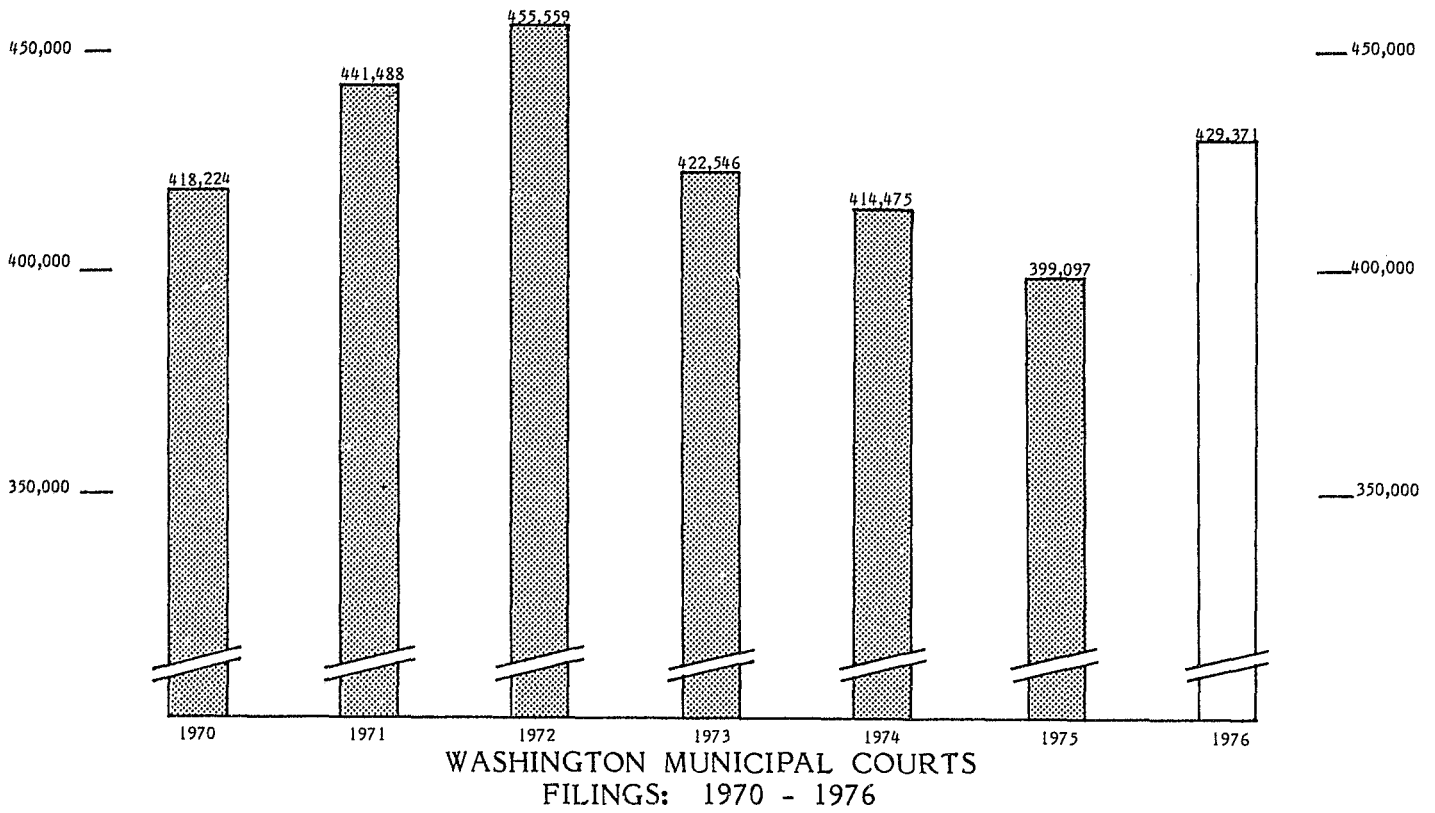
MUNICIPAL COURT BAIL FORFEITURES 1976 and 1975

	1976	1975
Traffic Bail Forf.	207,155	204,135
% of Traf. Filings.	56.1%	59.9%
Criminal Bail Forf.	12,654	13,156
% of Crim. Filings	21.0%	22.6%

A substantially smaller proportion of municipal court filings resulted in bail forfeitures in 1976 as compared with 1975. It is hoped that this is not indicative of a trend.

B. ARRAIGNMENTS AND TRIALS

As a result of fewer bail forfeitures a record high number of cases were arraigned in 1976. Of the 126,664 traffic cases arraigned (10.9 percent more than in 1975), 76,529 or 60.4 percent generated guilty pleas. In 38,118 arraignments for criminal cases (11.8 percent more than in 1975) there were 19,321 pleas of guilty, 50.7 percent of the total. These ratios are comparable to prior years.



**WASHINGTON MUNICIPAL COURTS
FILING BREAKDOWN**

There were only 26 fewer jury trials in 1976 than there were in 1975, however, there were 3,266 more non-jury trials, an increase of 7.9 percent.

SELECTED MUNICIPAL
COURT PROCEEDINGS

	1976 and 1975	
	1976	1975
ARRAIGNMENTS		
Guilty Pleas.....	95,850	85,374
Not Guilty Pleas..	68,932	62,945
TOTAL ARRAIGN.	164,782	148,319
TRIALS		
Jury Trials.....	390	416
Non-Jury Trials...	44,696	41,430

The great increase in arraignments and trials is due more to the smaller proportion of cases terminating with a bail forfeiture than to the increase in filings; however, both must be considered as contributing factors. If such a trend continues, it portends that workloads in the municipal courts will increase at a faster rate than the number of filings will indicate.

C. APPEALS

During the last year, 1,993 cases tried in municipal courts were appealed. This was an increase of 17.1 percent over 1975. These appeals represented only one-half of one percent of the total traffic and criminal cases filed in the municipal courts but accounted for 13.9 percent of the criminal cases filed in the superior courts. (The appeals for traffic and criminal cases tried in district courts comprised 8.0 percent of the higher courts' caseload.)

D. RECEIPTS

In 1976 the municipal courts of Washington received \$12,370,929 revenue in the form of fines and bail forfeitures. (This does not include revenue from parking violations.) This was \$1,373,009 or 12.5 percent more than 1975 and the greatest amount of revenue ever received by the municipal courts in a single year.

WASHINGTON SUPREME COURT
SUMMARY OF FILINGS
1976 and 1975

	<u>1976</u>	<u>1975</u>	<u>Increase</u>	<u>Percent Increase</u>
NEW FILINGS				
Appeals				
Civil	80	80	0	--
Criminal	17	14	+3	+21.4%
Petitions for Review				
Civil	107	127	-20	-15.7%
Criminal	125	108	+17	+15.7%
Motions/Writs				
Personal Restraint	31	18	+13	+72.2%
Discretionary Review	118	77	+41	+53.2%
Disciplinary Proceedings	<u>5</u>	<u>4</u>	<u>+ 1</u>	+25.0%
TOTAL NEW FILINGS	483	428	+55	+12.9%
TRANSFERRED IN				
Appeals				
Civil	74	50	+24	+48.0%
Criminal	29	11	+18	+163.6%
Motions/Writs				
Personal Restraint	1	3	- 2	-66.7%
Discretionary Review	<u>2</u>	<u>12</u>	<u>-10</u>	-83.3%
TOTAL TRANSFERRED IN	106	76	+30	+39.5%
* * * * *				
APPEALS				
Civil	154	130	+24	+18.5%
Criminal	46	25	+21	+84.0%
	<u>200</u>	<u>155</u>	<u>+45</u>	+29.0%
PETITIONS FOR REVIEW				
Civil	107	127	-20	-15.7%
Criminal	125	108	+17	+15.7%
	<u>232</u>	<u>235</u>	<u>- 3</u>	- 1.3%
WRITS				
Habeas Corpus	32	21	+11	+52.4%
Review	120	89	+31	+34.8%
	<u>152</u>	<u>110</u>	<u>+42</u>	+38.2%
DISCIPLINARY PROCEEDINGS	5	4	+ 1	+25.0%
* * * * *				
TOTAL FILINGS	589	504	+85	+16.9%

WASHINGTON SUPREME COURT
SUMMARY OF DISPOSITIONS
1976 and 1975

	<u>1976</u>	<u>1975</u>	<u>Increase</u>	<u>Percent Increase</u>
APPEALS				
Terminated by Opinion	95	97	- 2	-2.0%
Terminated by Order				
Denied	3	0	+ 3	--
Dismissed	27	21	+ 6	+28.6%
Transferred	26	42	-16	-38.1%
	<u>151</u>	<u>160</u>	<u>- 9</u>	- 5.6%
PETITIONS FOR REVIEW				
Terminated by Opinion	23	29	- 6	-20.7%
Terminated by Order				
Denied	160	191	-31	-16.2%
Dismissed	4	1	+ 3	+300.0%
	<u>187</u>	<u>221</u>	<u>-34</u>	-15.4%
MOTIONS/WRITS				
Terminated by Opinion	34	31	+ 3	+ 9.7%
Terminated by Order				
Denied	69	60	+ 9	+15.0%
Dismissed	28	18	+10	+55.6%
Transferred	17	6	+11	+183.3%
	<u>148</u>	<u>115</u>	<u>+33</u>	+28.7%
DISCIPLINARY PROCEEDINGS				
Terminated by Opinion	4	4	0	--
Dismissed	2	0	+ 2	--
	<u>6</u>	<u>4</u>	<u>+ 2</u>	+50.0%
* * * * *				
TERMINATED BY OPINION	156	161	- 5	- 3.1%
TERMINATED BY ORDER				
Denied	232	251	-19	- 7.6%
Dismissed	61	40	+21	+52.5%
Transferred	43	48	- 5	-10.4%
* * * * *				
TOTAL DISPOSITIONS	492	500	- 8	- 1.6%

WASHINGTON COURT OF APPEALS
SUMMARY OF FILINGS
1976 and 1975

	DIVISION I		DIVISION II		DIVISION III		TOTAL COURT OF APPEALS			
	<u>1976</u>	<u>1975</u>	<u>1976</u>	<u>1975</u>	<u>1976</u>	<u>1975</u>	<u>1976</u>	<u>1975</u>	<u>Change</u>	<u>Percent Change</u>
NEW FILINGS										
Appeals										
Civil	540	499	237	220	205	209	982	928	+54	+ 5.8%
Criminal	207	204	162	151	121	122	490	477	+13	+ 2.7%
Writs										
Personal Restraint ¹	47	61	40	78	42	46	129	185	-56	-30.3%
Discretionary Review	68	90	25	26	41	51	134	167	-33	-19.8%
TOTAL NEW FILINGS	<u>862</u>	<u>854</u>	<u>464</u>	<u>475</u>	<u>409</u>	<u>428</u>	<u>1733</u>	<u>1757</u>	<u>-22</u>	<u>- 1.3%</u>
TRANSFERRED IN										
Appeals										
Civil	16	22	18	19	1	5	35	46	-11	-23.9%
Criminal	4	13	1	3	0	0	5	16	-11	-68.8%
Writs										
Personal Restraint ¹	0	0	0	0	1	0	1	0	+ 1	--
Discretionary Review	0	0	0	0	1	0	1	0	+ 1	--
TOTAL TRANSFERRED IN	<u>20</u>	<u>35</u>	<u>19</u>	<u>22</u>	<u>3</u>	<u>5</u>	<u>42</u>	<u>62</u>	<u>-20</u>	<u>-32.3%</u>
* * * * *										
APPEALS										
Civil	556	521	255	239	206	214	1017	974	+43	+ 4.4%
Criminal	211	217	163	154	121	122	495	493	+ 2	+ 0.4%
	<u>767</u>	<u>738</u>	<u>418</u>	<u>393</u>	<u>327</u>	<u>336</u>	<u>1512</u>	<u>1467</u>	<u>+45</u>	<u>+ 3.1%</u>
WRITS										
Personal Restraint ¹	47	61	40	78	43	46	130	185	-55	-29.7%
Discretionary Review	68	90	25	26	42	51	135	167	-32	-19.2%
	<u>115</u>	<u>151</u>	<u>65</u>	<u>104</u>	<u>85</u>	<u>97</u>	<u>265</u>	<u>352</u>	<u>-87</u>	<u>-24.7%</u>
* * * * *										
TOTAL FILINGS	882	889	483	497	412	433	1777	1819	-42	- 2.3%

1. Includes Habeas Corpus Writs and Motions re: CrR 7.7


WASHINGTON COURT OF APPEALS
SUMMARY OF DISPOSITIONS
1976 and 1975

	DIVISION I		DIVISION II		DIVISION III		TOTAL COURT OF APPEALS			
	<u>1976</u>	<u>1975</u>	<u>1976</u>	<u>1975</u>	<u>1976</u>	<u>1975</u>	<u>1976</u>	<u>1975</u>	<u>Change</u>	<u>Percent Change</u>
APPEALS										
Terminated by Opinion										
Published	103	128	80	123	75	92	258	343	-85	- 24.8%
Unpublished	202	114	47	48	80	69	329	231	+98	+ 42.4%
Terminated by Order										
Dismissed	355	239	167	95	118	99	640	433	+207	+ 47.8%
Transferred	86	38	50	43	21	31	157	112	+45	+ 40.2%
	<u>746</u>	<u>519</u>	<u>344</u>	<u>309</u>	<u>294</u>	<u>291</u>	<u>1384</u>	<u>1119</u>	<u>+265</u>	<u>+ 23.7%</u>
MOTIONS/WRITS										
Terminated by Opinion										
Published	8	6	6	5	7	9	21	20	+ 1	+ 5.0%
Unpublished	7	4	9	1	6	6	22	11	+11	+100.0%
Terminated by Order										
Motion/Writ Denied	76	110	44	48	59	50	179	208	-29	- 13.9%
Dismissed	13	12	16	23	12	13	41	48	- 7	- 14.6%
Transferred	7	7	5	9	11	17	23	33	-10	- 30.3%
	<u>111</u>	<u>139</u>	<u>80</u>	<u>86</u>	<u>95</u>	<u>95</u>	<u>286</u>	<u>320</u>	<u>-34</u>	<u>- 10.6%</u>
* * * * *										
TERMINATED BY OPINION										
Published	111	134	86	128	82	101	279	363	-84	- 23.1%
Unpublished	209	118	56	49	86	75	351	242	+109	+ 45.0%
	<u>320</u>	<u>252</u>	<u>142</u>	<u>177</u>	<u>168</u>	<u>176</u>	<u>630</u>	<u>605</u>	<u>+25</u>	<u>+ 4.1%</u>
TERMINATED BY ORDER										
Motion/Writ Denied	76	110	44	48	59	50	179	208	-29	- 13.9%
Dismissed	368	251	183	118	130	112	681	481	+200	+ 41.6%
Transferred	93	45	55	52	32	48	180	145	+35	+ 24.1%
	<u>537</u>	<u>406</u>	<u>282</u>	<u>218</u>	<u>221</u>	<u>210</u>	<u>1040</u>	<u>834</u>	<u>+206</u>	<u>+ 24.7%</u>
* * * * *										
TOTAL DISPOSITIONS	857	658	424	395	389	386	1670	1439	+231	+ 16.1%

WASHINGTON COURT OF APPEALS
SUMMARY OF CASES PENDING AT YEAR END
1976 and 1975

	DIVISION I		DIVISION II		DIVISION III		TOTAL COURT OF APPEALS			
	<u>1976</u>	<u>1975</u>	<u>1976</u>	<u>1975</u>	<u>1976</u>	<u>1975</u>	<u>1976</u>	<u>1975</u>	<u>Change</u>	<u>Percent Change</u>
APPEALS										
Civil	644	641	290	268	226	208	1160	1117	+43	+ 3.8%
Criminal	303	285	230	178	152	137	685	600	+85	+14.2%
	<u>947</u>	<u>926</u>	<u>520</u>	<u>446</u>	<u>378</u>	<u>345</u>	<u>1845</u>	<u>1717</u>	<u>+128</u>	<u>+ 7.5%</u>
MOTIONS/WRITS										
Personal Restraint ¹	13	14	9	15	6	7	28	36	- 8	-22.2%
Discretionary Review	32	27	2	11	9	18	43	56	-13	-23.2%
	<u>45</u>	<u>41</u>	<u>11</u>	<u>26</u>	<u>15</u>	<u>25</u>	<u>71</u>	<u>92</u>	<u>-21</u>	<u>-22.8%</u>
	* * * * *	* * * * *	* * * * *	* * * * *	* * * * *	* * * * *	* * * * *	* * * * *	* * * * *	* * * * *
Opinion/final Order Filed	127	76	59	38	48	42	234	156	+78	+50.0%
Opinion/Order in Process	65	61	21	19	41	18	127	98	+29	+29.6%
Set	151	127	91	62	56	63	298	252	+46	+18.3%
Ready	156	250	117	106	61	72	334	428	-94	-22.0%
Not Ready	493	453	243	247	187	175	923	875	+48	+ 5.5%
	* * * * *	* * * * *	* * * * *	* * * * *	* * * * *	* * * * *	* * * * *	* * * * *	* * * * *	* * * * *
TOTAL PENDING	992	967	531	472	393	370	1916	1809	+107	+ 5.9%

1. Includes Habeas Corpus Writs and Motions re: CrR 7.7



WASHINGTON SUPERIOR COURTS
TOTAL FILINGS
1974 - 1976

COUNTY and DISTRICT	1976 FILINGS						NUMBER OF JUDGES	FILINGS PER JUDGE	1975 FILINGS		1974 FILINGS	
	CIVIL	CRIMINAL	PROBATE	JUVENILE	MENTAL ILLNESS	TOTAL			FILINGS	% INCREASE to 1976	FILINGS	% INCREASE to 1976
Adams	230	72	73	17	6	398	1	398.0	324	22.8%	340	17.1%
Asotin	288	38	94	39	2	461			434	6.2%	420	9.8%
Columbia	69	32	33	15	0	149			135	10.4%	121	23.1%
Garfield	46	14	27	0	0	87			78	11.5%	73	19.2%
Judicial District	403	84	154	54	2	697	1	697.0	647	7.7%	614	13.5%
Benton	1404	217	275	437	62	2395			2058	16.4%	1987	20.5%
Franklin	1011	195	136	105	17	1464			1431	2.3%	1199	22.1%
Judicial District	2415	412	411	542	79	3859	3	1286.3	3489	10.6%	3186	21.1%
Chelan	796	150	235	100	36	1317	1	1317.0	1359	-3.1%	1200	9.8%
Clallam	871	253	204	129	2	1459			1425	2.4%	1337	9.1%
Jefferson	226	42	84	33	1	386			356	8.4%	312	23.7%
Judicial District	1097	295	288	162	3	1845	2	922.5	1781	3.6%	1649	11.9%
Clark	3152	805	497	899	141	5494	4	1373.5	5116	7.4%	4510	21.8%
Cowlitz	1546	295	240	339	34	2454	2	1227.0	2490	-1.4%	2466	-0.5%
Douglas	181	69	106	46	0	402			351	14.5%	364	10.4%
Grant	939	169	216	225	29	1578			1498	5.3%	1411	11.8%
Judicial District	1120	238	322	271	29	1980	2	990.0	1849	7.1%	1775	11.5%
Ferry	84	19	27	15	0	145			115	26.1%	157	-7.6%
Okanogan	544	133	103	154	0	934			822	13.6%	923	1.2%
Judicial District	628	152	130	169	0	1079	1	1079.0	937	15.2%	1080	-0.1%
Grays Harbor	1311	203	283	103	79	1979	2	989.5	1904	3.9%	1852	6.9%
Island	605	118	218	84	2	1027			871	17.9%	848	21.1%
San Juan	142	56	37	12	2	249			194	28.4%	169	47.3%
Judicial District	747	174	255	96	4	1276	1	1276.0	1065	19.8%	1017	25.5%
King	26374	4567	5464	4140	611	41156	29	1419.2	39900	3.1%	38233	7.6%
Kitsap	2266	535	570	366	67	3804	3	1268.0	3458	10.0%	3148	20.8%
Kittitas	423	65	91	14	0	593	1	593.0	625	-5.1%	627	-5.4%
Klickitat	239	50	56	49	5	399			463	-13.8%	447	-10.7%
Skamania	158	59	31	23	1	272			235	15.7%	308	-11.7%
Judicial District	397	109	87	72	6	671	1	671.0	698	-3.9%	755	-11.1%
Lewis	819	345	236	120	33	1553	2	776.5	1465	6.0%	1462	6.2%
Lincoln	138	64	100	34	2	338	1	338.0	277	22.0%	281	20.3%
Mason	432	148	150	84	12	826			757	9.1%	697	18.5%
Thurston	2326	382	336	268	158	3470			3217	7.9%	3096	12.1%
Judicial District	2758	530	486	352	170	4296	4	1074.0	3974	8.1%	3793	13.3%
Pacific	345	107	112	23	3	590			558	5.7%	507	16.4%
Wahkiakum	30	15	10	4	0	59			84	-29.8%	78	-24.4%
Judicial District	375	122	122	27	3	649	1	649.0	642	1.1%	585	10.9%
Pend Oreille	157	46	36	35	0	274			211	29.9%	163	68.1%
Stevens	404	64	95	42	4	609			578	5.4%	606	0.5%
Judicial District	561	110	131	77	4	883	1	883.0	789	11.9%	769	14.8%
Pierce	9151	1821	1583	1135	592	14282	10	1428.2	14315	-0.2%	13803	3.5%
Skagit	1139	123	279	295	1	1837	2	918.5	1915	-4.1%	1661	10.6%
Snohomish	5547	558	994	1032	262	8393	7	1199.0	8177	2.6%	7935	5.8%
Spokane	6479	1052	1635	1506	306	10978	8	1372.3	9969	10.1%	9494	15.6%
Walla Walla	866	251	292	181	62	1652	2	826.0	1424	16.0%	1560	5.9%
Whatcom	1543	325	445	233	27	2578	3	859.3	2522	2.2%	2406	7.1%
Whitman	316	63	169	58	18	624	1	624.0	588	6.1%	594	5.1%
Yakima	2715	802	757	1039	102	5415	5	1083.0	4941	9.6%	4682	15.7%
TOTAL STATE	75317	14322	16329	13433	2679	122080	101	1208.7	116640	4.7%	111477	9.5%

WASHINGTON SUPERIOR COURTS
CIVIL FILINGS AND DISPOSITIONS
1975 AND 1976

COUNTY AND DISTRICT	FILINGS			DISPOSITIONS			1976 CIVIL DISPOSITION/ FILING RATIO	1976 NET CHANGE IN CIVIL BACKLOG	NUMBER OF JUDGES	1976 CIVIL	
	1976	1975	% INCREASE	1976	1975	% INCREASE				FILINGS PER JUDGE	DISPOSITIONS PER JUDGE
Adams	230	194	18.6%	230	182	26.4%	1.000	0	1	230.0	230.0
Asotin	288	257	12.1%	224	159	40.9%					
Columbia	69	65	6.2%	53	44	20.5%					
Garfield	46	35	31.4%	28	27	3.7%					
Judicial District	403	357	12.9%	305	230	32.6%	0.757	+98	1	403.0	305.0
Benton	1404	1169	20.1%	1156	1045	10.6%					
Franklin	1011	1015	-0.4%	887	639	38.8%					
Judicial District	2415	2184	10.6%	2043	1684	21.3%	0.846	+372	3	805.0	681.0
Chelan	796	853	-6.7%	723	577	25.3%	0.908	+73	1	796.0	723.0
Clallam	871	827	5.3%	948	831	14.1%					
Jefferson	226	238	-5.0%	225	228	-1.3%					
Judicial District	1097	1055	3.0%	1173	1059	10.8%	1.069	-76	2	548.5	586.5
Clark	3152	3167	-0.5%	2682	2755	-2.6%	0.851	+470	4	788.0	670.5
Cowlitz	1546	1544	0.1%	1303	1144	13.9%	0.843	+243	2	773.0	651.5
Douglas	181	160	13.1%	203	134	51.5%					
Grant	939	846	11.1%	787	807	-2.5%					
Judicial District	1120	1006	11.3%	990	941	5.2%	0.884	+130	2	560.0	495.0
Ferry	84	74	13.5%	85	41	107.3%					
Okanogan	544	487	11.7%	538	432	24.5%					
Judicial District	628	561	11.9%	623	473	31.7%	0.992	+5	1	628.0	623.0
Grays Harbor	1311	1206	8.7%	1182	987	19.8%	0.902	+129	2	655.5	591.0
Island	605	557	8.6%	549	433	26.8%					
San Juan	142	121	17.4%	123	105	17.1%					
Judicial District	747	678	10.2%	672	538	24.9%	0.900	+75	1	747.0	672.0
King	26374	26094	1.1%	22936	24886	-7.8%	0.870	+3438	29	909.4	790.9
Kitsap	2266	2024	12.0%	1639	1534	6.8%	0.723	+627	3	755.3	546.3
Kittitas	423	431	-1.9%	378	456	-17.1%	0.894	+45	1	423.0	378.0
Klickitat	239	281	-14.9%	231	230	0.4%					
Skamania	158	146	8.2%	115	124	-7.3%					
Judicial District	397	427	-7.0%	346	354	-2.3%	0.872	+51	1	397.0	346.0
Lewis	819	805	1.7%	928	731	26.9%	1.133	-109	2	409.5	464.0
Lincoln	138	106	30.2%	109	100	9.0%	0.790	+29	1	138.0	109.0
Mason	432	417	3.6%	461	582	-20.8%					
Thurston	2326	2061	12.9%	1858	1326	40.1%					
Judicial District	2758	2478	11.3%	2319	1908	21.5%	0.841	+439	4	689.5	579.8
Pacific	345	347	-0.6%	277	259	6.9%					
Wahkiakum	30	48	-37.5%	46	55	-16.4%					
Judicial District	375	395	-5.1%	323	314	2.9%	0.861	+52	1	375.0	323.0
Pend Oreille	157	123	27.6%	174	104	67.3%					
Stevens	404	381	6.0%	391	324	20.7%					
Judicial District	561	504	11.3%	565	428	32.0%	1.007	-4	1	561.0	504.0
Pierce	9151	8785	4.2%	8030	7005	14.6%	0.877	+1121	10	915.0	803.0
Skagit	1139	1117	2.0%	1586	1096	44.7%	1.392	-447	2	569.5	793.0
Snohomish	5547	5321	4.2%	6285	5537	13.5%	1.133	-738	7	792.4	897.9
Spokane	6479	6068	6.8%	5113	4794	6.7%	0.789	+1366	8	809.9	639.1
Walla Walla	866	737	17.5%	756	752	0.5%	0.873	+110	2	433.0	378.0
Whatcom	1548	1555	-0.5%	1298	1394	-6.9%	0.839	+250	3	516.0	432.7
Whitman	316	303	4.3%	287	287	0	0.908	+29	1	316.0	287.0
Yakima	2715	2555	6.3%	2637	2531	4.2%	0.971	+78	5	543.0	527.4
TOTAL STATE	75317	72520	3.9%	67461	64677	4.3%	0.896	+7856	101	745.7	667.9

WASHINGTON SUPERIOR COURTS
SUMMARY OF CIVIL FILINGS - 1976

COUNTY AND DISTRICT	TORTS		COMMERCIAL	PROPERTY RIGHTS	CONDEMNATIONS	DOMESTIC RELATIONS		WRITS AND INJUNCTIONS	APPEALS	OTHER CIVIL FILINGS	TOTAL
	MOTOR VEHICLE	OTHER				DISSOLUTIONS	OTHER DOM. REL.				
Adams	4	20	77	11	0	76	27	2	2	11	230
Asotin	9	5	33	19	0	144	62	2	3	11	288
Columbia	1	2	15	1	0	30	15	1	2	2	69
Garfield	2	6	5	3	3	20	7	0	0	0	46
Judicial District	12	13	53	23	3	194	84	3	5	13	403
Benton	78	85	331	31	11	509	211	15	27	106	1404
Franklin	31	55	268	7	0	516	55	5	13	61	1011
Judicial District	109	140	599	38	11	1025	266	20	40	167	2415
Chelan	20	21	151	22	1	439	80	9	5	48	796
Clallam	6	71	149	46	6	442	96	3	14	38	871
Jefferson	4	7	46	26	0	112	25	2	2	2	226
Judicial District	10	78	195	72	6	554	121	5	16	40	1097
Clark	131	111	644	102	3	1428	445	26	18	244	3152
Cowlitz	66	34	274	14	17	845	189	30	28	49	1546
Douglas	8	40	5	6	0	58	43	0	1	20	181
Grant	21	4	297	18	0	393	135	4	2	65	939
Judicial District	29	44	302	24	0	451	178	4	3	85	1120
Ferry	1	0	17	6	0	22	9	1	6	22	84
Okanogan	31	44	75	22	0	248	62	17	24	21	544
Judicial District	32	44	92	28	0	270	71	18	30	43	628
Grays Harbor	46	271	82	70	2	592	93	51	31	73	1311
Island	4	30	68	65	2	313	10	7	6	100	605
San Juan	0	4	45	15	3	39	18	8	0	10	142
Judicial District	4	34	113	80	5	352	28	15	6	110	747
King	1679	1112	8481	906	33	9804	1722	456	0	2181	26374
Kitsap	85	102	302	195	8	1175	197	1	18	183	2266
Kittitas	4	16	109	44	0	177	42	3	9	19	423
Klickitat	0	2	71	12	0	99	37	7	2	9	239
Skamania	0	1	24	5	1	83	29	6	5	4	158
Judicial District	0	3	95	17	1	182	66	13	7	13	397
Lewis	20	50	127	27	2	442	8	3	2	138	819
Lincoln	0	4	31	9	0	79	12	2	1	0	138
Mason	14	4	84	47	1	204	25	0	5	48	432
Thurston	64	45	382	140	4	1098	176	62	6	349	2326
Judicial District	78	49	466	187	5	1302	201	62	11	397	2758
Pacific	11	9	62	37	0	152	40	7	1	26	345
Wahkiakum	1	0	7	5	0	13	1	0	0	3	30
Judicial District	12	9	69	42	0	165	41	7	1	29	375
Pend Oreille	2	8	51	6	0	41	28	4	3	14	157
Stevens	10	21	61	37	0	186	68	2	8	11	404
Judicial District	12	29	112	43	0	227	96	6	11	25	561
Pierce	576	254	1914	648	13	4245	800	105	94	502	9151
Skagit	46	54	175	62	2	543	123	3	1	130	1139
Snohomish	235	318	1094	476	13	2312	490	87	46	476	5547
Spokane	277	132	1214	99	7	3052	160	63	73	1402	6479
Walla Walla	0	75	116	19	2	413	108	59	6	68	866
Whatcom	72	34	384	78	2	694	150	19	23	92	1548
Whitman	8	8	59	9	0	161	29	0	3	39	316
Yakima	0	123	811	43	5	1340	242	72	30	49	2715
TOTAL STATE	3567	3182	18141	3388	141	32539	6069	1144	520	6626	75317

WASHINGTON SUPERIOR COURTS
CRIMINAL FILINGS AND DISPOSITIONS
1975 and 1976

COUNTY AND DISTRICT	FILINGS			DISPOSITIONS			1976 CRIMINAL DISPOSITION/ FILING RATIO	1976 NET CHANGE IN CRIMINAL BACKLOG	NUMBER OF JUDGES	1976 CRIMINAL	
	1976	1975	% INCREASE	1976	1975	% INCREASE				FILINGS PER JUDGE	DISPOSITIONS PER JUDGE
Adams	72	49	46.9%	66	44	50.0%	0.917	+6	1	72.0	66.0
Asotin	38	50	-24.0%	60	48	25.0%					
Columbia	32	25	28.0%	22	24	-8.3%					
Garfield	14	9	55.5%	18	2	800.0%					
Judicial District	84	84	0	100	74	35.1%	1.190	-16	1	84.0	100.0
Benton	217	156	39.1%	226	171	32.2%					
Franklin	195	177	10.2%	161	143	12.6%					
Judicial District	412	333	23.7%	387	314	23.2%	0.939	+25	3	137.3	129.0
Chelan	150	123	22.0%	131	110	19.1%	0.873	+19	1	150.0	131.0
Clallam	253	297	-14.8%	306	412	-25.7%					
Jefferson	42	32	31.3%	45	30	50.0%					
Judicial District	295	329	-10.3%	351	442	-20.6%	1.190	-56	2	147.5	175.5
Clark	805	623	29.2%	802	777	3.2%	0.996	+3	4	201.3	200.5
Cowlitz	295	395	-25.3%	291	357	-18.5%	0.986	+4	2	147.5	145.5
Douglas	69	40	72.5%	90	67	34.3%					
Grant	169	205	-17.6%	213	201	6.0%					
Judicial District	238	245	-2.9%	303	268	13.1%	1.273	-65	2	119.0	151.5
Ferry	19	12	58.3%	21	16	31.3%					
Okanogan	133	114	16.7%	112	92	21.7%					
Judicial District	152	126	20.6%	133	108	23.1%	0.875	+19	1	152.0	133.0
Grays Harbor	203	214	-5.1%	213	292	-27.1%	1.049	-10	2	101.5	106.5
Island	118	115	2.6%	122	93	31.2%					
San Juan	50	39	43.6%	42	27	55.6%					
Judicial District	174	154	13.0%	164	120	36.7%	0.943	+10	1	174.0	164.0
King	4567	4280	6.7%	4040	3943	2.5%	0.885	+527	29	157.5	139.3
Kitsap	535	548	-2.4%	474	514	-7.8%	0.886	+61	3	178.3	158.0
Kittitas	65	101	-35.6%	97	148	-34.5%	1.492	-32	1	65.0	97.0
Klickitat	50	67	-25.4%	75	65	15.4%					
Skamania	59	41	43.9%	38	87	-56.3%					
Judicial District	109	108	0.9%	113	152	-25.7%	1.037	-4	1	109.0	113.0
Lewis	345	345	0	365	267	36.7%	1.058	-20	2	172.5	182.5
Lincoln	64	41	56.1%	71	31	129.0%	1.109	-7	1	64.0	71.0
Mason	148	116	27.6%	114	115	-0.9%					
Thurston	382	456	-16.2%	462	467	-1.1%					
Judicial District	530	572	-7.3%	576	582	-1.0%	1.087	-46	4	132.5	144.0
Pacific	107	108	-0.9%	102	98	4.1%					
Wahkiakum	15	19	-21.1%	11	22	-50.0%					
Judicial District	122	127	-3.9%	113	120	-5.8%	0.926	+9	1	122.0	113.0
Pend Oreille	46	34	32.3%	52	40	30.0%					
Stevens	64	57	12.3%	73	73	0					
Judicial District	110	91	20.9%	125	113	10.6%	1.136	-15	1	110.0	125.0
Pierce	1821	1883	-3.3%	2202	2264	-2.7%	1.209	-381	10	182.1	220.2
Skagit	123	145	-15.2%	199	134	48.5%	1.618	-76	2	61.5	99.5
Snohomish	558	600	-7.0%	683	838	-18.5%	1.224	-125	7	79.7	97.6
Spokane	1052	1133	-7.1%	776	816	-4.9%	0.738	+276	8	131.5	97.0
Walla Walla	251	236	6.4%	232	232	0	0.924	+19	2	125.5	116.0
Whatcom	325	351	-7.4%	329	257	28.0%	1.012	-4	3	108.3	109.7
Whitman	63	54	16.7%	60	81	-25.9%	0.952	+3	1	63.0	60.0
Yakima	802	758	5.8%	978	886	10.4%	1.219	-176	5	160.4	195.6
TOTAL STATE	14322	14048	2.0%	14374	14284	0.6%	1.004	-52	101	141.8	142.3

WASHINGTON SUPERIOR COURTS
SUMMARY OF CRIMINAL FILINGS - 1976

COUNTY AND DISTRICT	HOMICIDE	ASSAULT	SEX CRIMES	ROBBERY	BURGLARY	LARCENY	FORGERY	LIQUOR/ NARCOTICS	LOWER COURT APPEALS	OTHER CRIMINAL FILINGS	TOTAL
Adams	1	7	2	0	13	18	5	6	14	6	72
Asotin	0	3	3	4	7	7	4	6	0	4	38
Columbia	0	7	0	1	8	4	0	5	3	4	32
Garfield	0	0	0	0	4	1	0	3	1	5	14
Judicial District	0	10	3	5	19	12	4	14	4	13	84
Benton	10	5	11	8	35	13	17	42	46	30	217
Franklin	3	18	4	13	24	32	23	43	12	23	195
Judicial District	13	23	15	21	59	45	40	85	58	53	412
Chelan	2	10	10	0	17	18	8	50	17	18	150
Clallam	3	22	11	7	30	38	7	41	38	56	253
Jefferson	3	3	2	1	11	9	0	2	5	6	42
Judicial District	6	25	13	8	41	47	7	43	43	62	295
Clark	8	55	31	32	127	139	52	232	39	90	805
Cowlitz	3	20	13	7	41	45	15	69	38	44	295
Douglas	0	7	4	8	9	6	1	26	1	7	69
Grant	0	27	15	6	31	19	5	20	12	34	169
Judicial District	0	34	19	14	40	25	6	46	13	41	238
Ferry	0	7	5	0	3	0	0	2	1	1	19
Okanogan	5	13	12	1	25	11	9	32	1	24	133
Judicial District	5	20	17	1	28	11	9	34	2	25	152
Grays Harbor	1	7	10	12	45	15	3	24	35	51	203
Island	3	1	4	3	15	7	2	33	19	31	118
San Juan	0	2	1	0	1	25	0	5	4	18	56
Judicial District	3	3	5	3	16	32	2	38	23	49	174
King	50	181	191	212	497	578	194	422	1942	300	4567
Kitsap	18	67	39	28	101	61	18	79	64	60	535
Kittitas	0	5	1	3	13	10	3	4	11	15	65
Klickitat	1	2	1	0	9	5	2	16	5	9	50
Skamania	1	7	1	1	7	19	1	5	6	11	59
Judicial District	2	9	2	1	16	24	3	21	11	20	109
Lewis	2	27	6	12	71	43	13	38	39	94	345
Lincoln	0	6	1	0	3	10	1	30	6	7	64
Mason	2	16	7	0	28	27	4	36	16	12	148
Thurston	4	31	18	11	58	41	5	89	51	74	382
Judicial District	6	47	25	11	86	68	9	125	67	86	530
Pacific	4	10	2	1	27	21	2	4	19	17	107
Wahkiakum	0	0	0	0	3	2	0	1	4	5	15
Judicial District	4	10	2	1	30	23	2	5	23	22	122
Pend Oreille	0	2	3	0	5	12	1	14	2	7	46
Stevens	1	5	5	0	14	10	4	7	10	8	64
Judicial District	1	7	8	0	19	22	5	21	12	15	110
Pierce	34	66	84	44	175	347	77	196	246	552	1821
Skagit	6	8	10	3	28	19	7	13	14	15	123
Snohomish	3	40	28	31	81	53	18	81	112	111	558
Spokane	16	56	72	58	143	250	47	173	135	102	1052
Walla Walla	3	27	12	10	31	36	5	35	9	83	251
Whatcom	0	25	14	24	74	40	15	16	47	70	325
Whitman	0	5	0	2	12	8	7	14	6	9	63
Yakima	16	62	47	19	103	151	54	107	88	155	802
TOTAL STATE	203	862	680	562	1929	2150	629	2021	3118	2168	14322

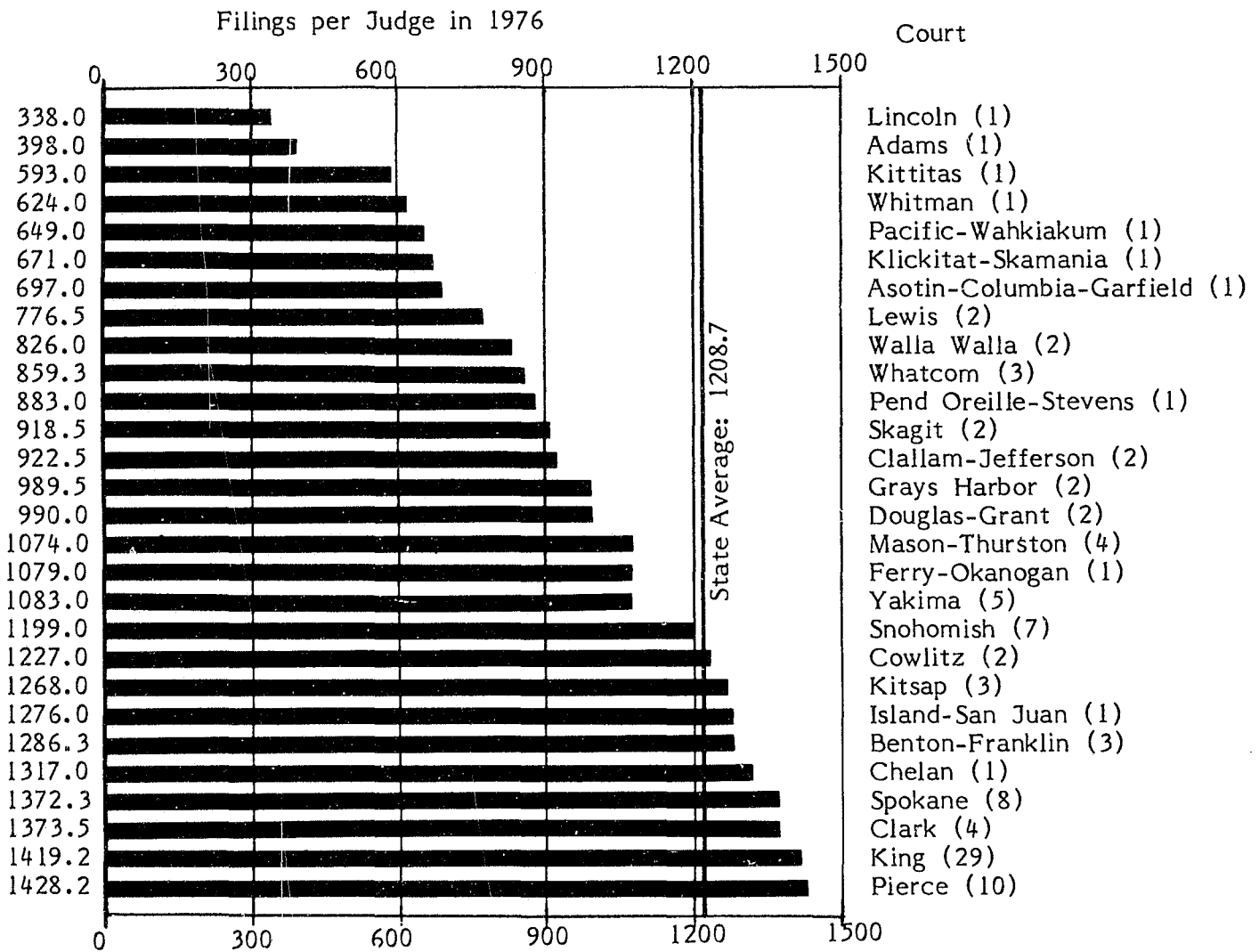
WASHINGTON SUPERIOR COURTS
PROBATE FILINGS AND DISPOSITIONS
1975 AND 1976

COUNTY AND DISTRICT	FILINGS			DISPOSITIONS			1976 PROBATE DISPOSITION/ FILING RATIO	1976 NET CHANGE IN PROBATE BACKLOG	NUMBER OF JUDGES	1976 PROBATE	
	1976	1975	% INCREASE	1976	1975	% INCREASE				FILINGS PER JUDGE	DISPOSITIONS PER JUDGE
Adams	73	53	37.7%	27	28	-3.6%	0.370	+46	1	73.0	53.0
Asotin	94	86	9.3%	67	72	-6.9%					
Columbia	33	28	17.9%	17	27	-37.0%					
Garfield	27	28	-3.6%	17	31	-45.2%					
Judicial District	<u>154</u>	<u>142</u>	8.5%	<u>101</u>	<u>130</u>	-22.3%	0.656	+53	1	154.0	101.0
Benton	275	286	-3.8%	203	201	1.0%					
Franklin	136	109	24.8%	38	44	-13.6%					
Judicial District	<u>411</u>	<u>395</u>	4.1%	<u>241</u>	<u>245</u>	-1.6%	0.586	+170	3	137.0	80.3
Chehalis	235	222	5.9%	201	146	37.7%	0.853	+34	1	235.0	201.0
Clallam	204	213	-4.2%	188	145	29.7%					
Jefferson	84	56	50.0%	50	72	-30.6%					
Judicial District	<u>288</u>	<u>269</u>	7.1%	<u>238</u>	<u>217</u>	9.7%	0.826	+50	2	144.0	119.0
Clark	497	516	-3.7%	370	392	-5.6%	0.744	+127	4	124.3	92.5
Cowlitz	240	225	6.7%	210	193	8.8%	0.875	+30	2	120.0	105.0
Douglas	106	74	43.2%	112	35	220.0%					
Grant	216	207	4.3%	76	99	-23.2%					
Judicial District	<u>322</u>	<u>281</u>	14.6%	<u>188</u>	<u>134</u>	40.3%	0.584	+134	2	161.0	94.0
Ferry	27	14	92.9%	9	4	125.8%					
Okanogan	103	96	7.3%	56	42	33.3%					
Judicial District	<u>130</u>	<u>110</u>	18.2%	<u>65</u>	<u>46</u>	41.3%	0.500	+65	1	130.0	65.0
Grays Harbor	283	311	-9.0%	116	101	14.9%	0.410	+167	2	141.5	58.0
Island	218	139	56.8%	120	100	20.0%					
San Juan	37	24	54.2%	24	22	9.1%					
Judicial District	<u>255</u>	<u>163</u>	56.4%	<u>144</u>	<u>122</u>	18.0%	0.565	+111	1	255.0	144.0
King	5464	5178	5.5%	4538	4480	1.3%	0.831	+926	29	188.4	156.5
Kitsap	570	547	4.2%	397	387	2.6%	0.696	+173	3	190.0	132.3
Kittitas	91	78	16.7%	53	43	23.3%	0.582	+38	1	91.0	53.0
Klickitat	56	54	3.7%	35	63	-44.4%					
Skamania	31	29	6.9%	23	20	15.0%					
Judicial District	<u>87</u>	<u>83</u>	4.8%	<u>58</u>	<u>83</u>	-30.1%	0.667	+29	1	87.0	58.0
Lewis	236	208	13.5%	261	273	-4.4%	1.106	-25	2	118.0	130.5
Lincoln	100	100	0	108	100	8.0%	1.080	-8	1	100.0	108.0
Mason	150	147	2.0%	114	115	-0.9%					
Thurston	336	381	-11.8%	289	299	-3.3%					
Judicial District	<u>486</u>	<u>528</u>	-8.0%	<u>403</u>	<u>414</u>	-2.7%	0.829	+83	4	121.5	100.8
Pacific	112	87	28.7%	58	50	16.0%					
Wahkiakum	10	14	-28.6%	11	6	83.3%					
Judicial District	<u>122</u>	<u>101</u>	20.8%	<u>69</u>	<u>56</u>	23.2%	0.566	+53	1	122.0	69.0
Pend Oreille	36	44	-18.2%	46	23	100.0%					
Stevens	95	105	-9.5%	85	51	66.7%					
Judicial District	<u>131</u>	<u>149</u>	-12.1%	<u>131</u>	<u>74</u>	77.0%	0.000	0	1	131.0	131.0
Pierce	1583	1560	1.5%	1076	1091	-1.4%	0.680	+507	10	158.3	107.6
Skagit	279	315	-11.4%	292	343	-14.9%	1.047	-13	2	139.5	146.0
Snohomish	994	934	6.4%	883	829	6.5%	0.888	+111	7	142.0	126.1
Spokane	1635	1672	-2.2%	1002	1028	-2.5%	0.613	+633	8	204.4	125.3
Walla Walla	292	243	20.2%	255	226	12.8%	0.873	+37	2	146.0	127.5
Whatcom	445	408	9.1%	306	310	-1.3%	0.688	+139	3	148.3	102.0
Whitman	169	168	0.6%	166	144	15.3%	0.982	+3	1	169.0	166.0
Yakima	<u>757</u>	<u>712</u>	6.3%	<u>551</u>	<u>517</u>	6.6%	0.728	<u>+206</u>	<u>5</u>	151.4	110.2
TOTAL STATE	16329	15671	4.2%	12450	12152	2.5%	0.762	+3879	101	161.7	123.3

WASHINGTON SUPERIOR COURTS
JUVENILE AND MENTAL ILLNESS FILINGS
1975 AND 1976

COUNTY AND DISTRICT	JUVENILE FILINGS				MENTAL ILLNESS FILINGS			
	1976	1975	% INCREASE	1976 FILINGS PER JUDGE	1976	1975	% INCREASE	1976 FILINGS PER JUDGE
Adams	17	27	-37.0%	17.0	6	1	500.0%	6.0
Asotin	39	27	44.4%		2	14	-85.7%	
Columbia	15	15	0		0	2	-100.0%	
Garfield	0	4	-100.0%		0	2	-100.0%	
Judicial District	54	46	17.4%	54.0	2	18	-88.9%	2.0
Benton	437	390	12.1%		62	57	8.8%	
Franklin	105	121	-13.2%		17	9	88.9%	
Judicial District	542	511	6.1%	180.7	79	66	19.7%	26.3
Chelan	100	129	-22.5%	100.0	36	32	12.5%	36.0
Clallam	129	87	48.3%		2	1	100.0%	
Jefferson	33	29	13.8%		1	1	0	
Judicial District	162	116	39.7%	81.0	3	2	50.0%	1.5
Clark	899	731	23.0%	224.8	141	79	78.5%	35.3
Cowlitz	339	294	15.3%	169.5	34	32	6.3%	17.0
Douglas	46	77	-40.3%		0	0	--	
Grant	225	211	6.6%		29	29	0	
Judicial District	271	288	-5.9%	135.5	29	29	0	14.5
Ferry	15	15	0		0	0	--	
Okanogan	154	125	23.2%		0	0	--	
Judicial District	169	140	20.7%	169.0	0	0	--	0.0
Grays Harbor	103	103	0	51.5	79	70	12.9%	39.5
Island	84	58	44.8%		2	2	0	
San Juan	12	10	20.0%		2	0	--	
Judicial District	96	68	41.2%	96.0	4	2	100.0%	4.0
King	4140	3904	6.0%	142.8	611	444	37.6%	21.1
Kitsap	366	254	44.1%	122.0	67	85	-21.2%	22.3
Kittitas	14	15	-6.7%	14.0	0	0		0.0
Klickitat	49	61	-19.7%		5	0	--	
Skamania	23	19	21.1%		1	0	--	
Judicial District	72	80	-10.0%	72.0	6	0	--	6.0
Lewis	120	79	51.9%	60.0	33	28	17.9%	16.5
Lincoln	34	24	41.7%	34.0	2	6	-66.7%	2.0
Mason	84	44	90.9%		12	33	-63.6%	
Thurston	268	201	33.3%		158	118	33.9%	
Judicial District	352	245	43.7%	88.0	170	151	12.6%	42.5
Pacific	23	10	130.0%		3	6	-50.0%	
Wahkiakum	4	3	33.3%		0	0	--	
Judicial District	27	13	107.7%	27.0	3	6	-50.0%	3.0
Pend Oreille	35	10	250.0%		0	0	--	
Stevens	42	27	55.6%		4	8	-50.0%	
Judicial District	77	37	108.1%	77.0	4	8	-50.0%	4.0
Pierce	1135	1494	-24.0%	113.5	592	593	-0.2%	59.2
Skagit	295	333	-11.4%	147.5	1	5	-80.0%	0.5
Snohomish	1032	1049	-1.6%	147.4	262	2	-4.0%	37.4
Spokane	1506	758	98.7%	188.3	306	338	-9.5%	38.2
Walla Walla	181	157	15.3%	90.5	62	51	21.6%	31.0
Whatcom	233	198	17.7%	77.7	27	10	170.0	9.0
Whitman	58	52	11.5%	58.0	18	11	63.6%	18.0
Yakima	1039	784	32.5%	207.8	102	132	-22.7%	20.4
TOTAL STATE	13433	11929	12.6%	133.0	2679	2472	8.4%	26.5

WASHINGTON SUPERIOR COURTS
JUDICIAL WORKLOAD - 1976



(The number of judges in each court is indicated in parentheses.)



WASHINGTON SUPERIOR COURTS
TRIAL ACTIVITY
1975 and 1976

Court	CIVIL				CRIMINAL				TOTAL				Number of Judges	1976 TRIALS PER JUDGE	
	Jury		Non-Jury		Jury		Non-Jury		Jury		Non-Jury			Jury	Non-
	1976	1975	1976	1975	1976	1975	1976	1975	1976	1975	1976	1975		Jury	Jury
Adams.....	4	8	46	70	7	7	1	26	11	15	47	96	1	11.0	47.0
Asotin-Columbia-Garfield.	4	1	16	29	0	1	4	0	4	2	20	29	1	4.0	20.0
Benton-Franklin.....	37	28	281	232	39	38	15	5	76	66	296	237	3	25.3	98.7
Chelan.....	13	13	145	113	23	15	3	2	36	28	148	115	1	36.0	148.0
Clallam-Jefferson.....	28	21	139	110	59	36	6	10	87	57	145	120	2	43.5	72.5
Clark.....	21	34	257	246	34	32	8	18	55	66	265	264	4	13.8	66.3
Cowlitz.....	27	12	252	157	48	70	27	20	75	82	279	177	2	37.5	139.5
Douglas-Grant.....	13	21	83	67	19	18	4	8	32	39	87	75	2	16.0	43.5
Ferry-Okanogan.....	9	35	39	36	10	16	6	1	19	51	45	37	1	19.0	45.0
Grays Harbor.....	26	12	278	198	51	29	57	81	77	41	335	279	2	38.5	167.5
Island-San Juan.....	2	7	87	89	9	5	26	18	11	12	113	107	1	11.0	113.0
King.....	308	338	1147	1253	870	651	174	198	1178	989	1321	1451	29	40.6	45.6
Kitsap.....	28	21	293	288	76	45	58	58	104	66	351	346	3	34.7	117.0
Kittitas.....	2	12	41	29	3	4	4	5	5	16	45	34	1	5.0	45.0
Klickitat-Skamania.....	8	9	44	25	6	12	1	5	14	21	45	30	1	14.0	45.0
Lewis.....	7	20	63	22	29	13	16	18	36	33	79	40	2	18.0	39.5
Lincoln.....	4	12	22	33	5	2	11	6	9	14	33	39	1	9.0	33.0
Mason-Thurston.....	19	84	236	148	27	24	7	15	46	108	243	163	4	11.5	60.8
Pacific-Wahkiakum.....	4	9	64	55	2	8	25	13	6	17	89	68	1	6.0	89.0
Pend Oreille-Stevens.....	7	2	80	42	3	2	2	1	10	4	82	43	1	10.0	82.0
Pierce.....	150	170	882	822	110	74	120	101	260	244	1002	923	10	26.0	100.2
Skagit.....	20	21	186	156	9	18	10	3	29	39	196	159	2	14.5	98.0
Spokane.....	68	67	527	765	49	73	36	18	117	140	563	783	7	16.7	80.4
Spokane.....	85	87	647	702	132	166	16	20	217	253	663	722	8	27.1	82.9
Walla Walla.....	11	5	67	81	22	37	0	2	33	42	67	83	2	16.5	33.5
Whatcom.....	34	19	272	118	46	64	1	1	80	83	273	119	3	26.7	91.0
Whitman.....	2	5	51	31	7	5	4	5	9	10	55	36	1	9.0	55.0
Yakima.....	52	51	424	392	57	58	175	115	109	109	599	507	5	21.8	119.8
TOTAL STATE	993	1124	6669	6309	1752	1523	817	773	2745	2647	7486	7082	101	27.2	74.1

For statistical reporting purposes a trial is defined as (1) a contested hearing on the facts for (2) the intended purpose of making final disposition of the case; (3) both parties must be present or represented, and (4) contesting the action, and the proceedings must advance to the point where (5a) the jury is sworn, or if a nonjury proceeding, (5b) at least one witness has been placed under oath. The presentation of a case to the court on stipulated facts for final disposition is also classified as a "trial." Due to differences in statistical reporting procedures of judicial administrators and county clerks, the accuracy of the data included in the above table cannot be insured.

WASHINGTON SUPERIOR COURTS
JUDICIAL ASSISTANCE

VISITING AND PRO-TEM JUDGE TIME

Court	Judges	VISITING JUDGE DAYS				PRO - TEM JUDGE DAYS RECEIVED	TOTAL JUDICIAL ASSISTANCE RECEIVED	NET JUDICIAL ASSISTANCE RECEIVED
		Received	Given	Travel Time	Net Days Received			
Adams	1	9.5	27.5	10.0	-18.0	-	9.5	-18.0
Asotin-Columbia-Garfield	1	12.0	34.0	11.0	-22.0	-	12.0	-22.0
Benton-Franklin	3	17.5	17.0	7.5	0.5	13.0	30.5	13.5
Chelan	1	37.0	31.5	5.0	5.5	-	37.0	5.5
Clallam-Jefferson	2	57.5	63.5	14.5	-6.0	1.0	58.5	-5.0
Clark	4	11.5	17.0	5.5	-5.5	5.0	16.5	-0.5
Cowlitz	2	19.5	14.0	2.5	5.5	9.0	28.5	14.5
Douglas-Grant	2	30.5	26.0	6.5	4.5	-	30.5	4.5
Ferry-Okanogan	1	35.5	34.5	6.5	1.0	5.0	40.5	6.0
Grays Harbor	2	11.0	10.5	2.5	0.5	-	11.0	0.5
Island-San Juan	1	2.5	1.0	-	1.5	1.0	3.5	2.5
King	29	158.0	55.5	1.0	102.5	459.7	617.7	562.2
Kitsap	3	77.5	64.5	-	13.0	37.5	115.0	50.5
Kittitas	1	14.0	106.0	15.0	-92.0	-	14.0	-92.0
Klickitat-Skamania	1	21.5	28.5	3.0	-7.0	-	21.5	-7.0
Lewis	2	10.0	7.0	-	3.0	-	10.0	3.0
Lincoln	1	9.0	34.5	14.0	-25.5	-	9.0	-25.5
Mason-Thurston	4	56.0	8.0	3.0	48.0	26.5	82.5	74.5
Pacific-Wahkiakum	1	7.5	61.0	-	-53.5	-	7.5	-53.5
Pend Oreille-Stevens	1	12.0	33.0	9.5	-21.0	-	12.0	-21.0
Pierce	10	27.0	42.5	5.0	-15.5	49.0	76.0	33.5
Skagit	2	7.5	9.5	-	-2.0	-	7.5	-2.0
Snohomish	7	38.0	11.0	0.5	27.0	69.5	107.5	96.5
Spokane	8	117.5	28.5	1.5	89.0	11.0	128.5	100.0
Walla Walla	2	12.0	1.5	-	10.5	13.5	25.5	24.0
Whatcom	3	12.0	11.5	1.0	0.5	-	12.0	0.5
Whitman	1	8.0	53.0	3.5	-45.0	-	8.0	-45.0
Yakima	<u>5</u>	<u>44.0</u>	<u>50.0</u>	<u>9.0</u>	<u>-6.0</u>	<u>69.5</u>	<u>113.5</u>	<u>63.5</u>
STATE TOTAL	101	875.5	882.0*	137.5	-6.5*	770.2	1645.7	763.7

*6.5 pro-tem judge days given to Court of Appeals.

WASHINGTON DISTRICT/JUSTICE COURTS
 REVIEW OF FILINGS AND OTHER TRANSACTIONS
 1972 - 1976

	<u>1972</u>	<u>1973</u>	<u>1974</u>	<u>1975</u>	<u>1976</u>
FILINGS					
Traffic	274,686	271,967	329,384	374,665	377,344
Crim./Misd.	30,733	33,120	39,808	39,035	42,776
Crim./Felony	6,677	5,321	4,675	7,642	9,083
Civil	40,908	41,541	47,985	48,070	46,750
Small- Claims	12,716	15,177	18,303	20,779	20,911
	<u>365,720</u>	<u>367,126</u>	<u>440,155</u>	<u>490,191</u>	<u>496,864</u>
BAIL FORFEITURES					
Traffic	178,111	170,858	208,509	241,533	241,752
Criminal	9,345	9,824	10,259	9,446	10,289
	<u>187,456</u>	<u>180,682</u>	<u>218,768</u>	<u>250,979</u>	<u>252,041</u>
ARRAIGNMENTS					
Traffic	66,151	69,420	75,636	91,916	99,434
Criminal	16,894	17,665	20,182	27,805	32,221
	<u>83,045</u>	<u>87,085</u>	<u>95,818</u>	<u>119,721</u>	<u>131,655</u>
JURY TRIALS					
Traffic	444	496	449	993	724
Criminal	135	186	134	178	208
Civil	75	56	48	36	33
	<u>654</u>	<u>738</u>	<u>631</u>	<u>807</u>	<u>965</u>
NON-JURY TRIALS					
Traffic	24,938	25,422	25,591	29,938	30,358
Criminal	5,741	5,758	7,068	8,170	9,003
Civil	6,227	4,489	4,089	4,475	5,030
	<u>36,906</u>	<u>35,669</u>	<u>36,748</u>	<u>42,583</u>	<u>44,391</u>
APPEALS					
Traffic	651	778	836	759	808
Criminal	172	214	246	238	338
Civil	302	213	269	298	281
	<u>1,125</u>	<u>1,205</u>	<u>1,351</u>	<u>1,295</u>	<u>1,427</u>
RECEIPTS					
Traffic	\$8,151,877	\$8,340,308	\$ 9,993,500	\$11,597,097	\$12,270,801
Criminal	763,760	892,320	990,217	1,030,832	1,229,622
Civil	272,198	276,355	300,003	245,066	295,894
	<u>\$9,187,835</u>	<u>\$9,508,983</u>	<u>\$11,283,720</u>	<u>\$12,872,995</u>	<u>\$13,796,317</u>

WASHINGTON DISTRICT/JUSTICE COURTS
SUMMARY OF FILINGS
1974 - 1976

DISTRICT/JUSTICE COURTS	1976 FILINGS					TOTAL	1975		1974	
	TRAFFIC	MISD.	FELONY	CIVIL	SMALL CLAIMS		FILINGS	% INCREASE to 1976	FILINGS	% INCREASE to 1976
ADAMS COUNTY										
Lind Justice Court	130	1	0	2	2	135	72	87.5%	30	350.0%
Othello Justice Court	1,188	123	0	82	6	1,399	579	141.5%	69	1,927.5%
Ritzville Justice Court	3,833	218	19	9	0	4,079	3,380	20.7%	2,746	48.5%
TOTAL ADAMS COUNTY	5,151	342	19	93	8	5,613	4,031	39.2%	2,845	97.3%
ASOTIN COUNTY										
Asotin County District Court	697	201	3	34	69	1,004	728	37.9%	619	62.2%
BENTON COUNTY										
Benton County Department 1	5,749	543	34	290	107	6,723	3,994	68.3%	3,079	118.4%
Benton County Department 2	5,766	483	265	923	103	7,540	6,995	7.8%	3,940	91.4%
TOTAL BENTON COUNTY	11,515	1,026	299	1,213	210	14,263	10,989	29.8%	7,019	103.2%
CHELAN COUNTY										
Chelan County District Court	6,403	1,571	192	551	291	9,008	9,259	-2.7%	7,624	18.2%
CLALLAM COUNTY										
Clallam County District Court	2,825	616	0	654	288	4,383	4,025	8.9%	3,769	16.3%
CLARK COUNTY										
Clark County District Court	25,401	2,583	41	1,494	2,213	31,732	29,433	7.8%	25,405	24.9%
COLUMBIA COUNTY										
Columbia County District Court	841	79	0	11	19	950	733	29.6%	585	62.4%
COWLITZ COUNTY										
Cowlitz County District Court	9,079	1,225	80	643	466	11,493	13,267	-13.4%	14,842	-22.6%
DOUGLAS COUNTY										
Douglas County District Court	2,004	553	2	286	75	2,920	1,975	47.8%	1,795	62.7%
FERRY COUNTY										
Ferry County District Court #1	757	130	1	30	41	959	482	99.0%	550	74.4%
Ferry County District Court #2	68	17	0	0	0	85	133	-36.1%	96	-11.5%
TOTAL FERRY COUNTY	825	147	1	30	41	1,044	615	69.8%	646	61.6%
FRANKLIN COUNTY										
Franklin County District Court	3,041	472	5	645	104	4,267	3,440	24.0%	3,282	30.0%
GARFIELD COUNTY										
Garfield County District Court	274	57	0	0	17	348	295	18.0%	226	54.0%
GRANT COUNTY										
Grant County District Court	5,879	1,350	103	638	216	8,186	10,422	-21.5%	9,383	-12.8%
GRAYS HARBOR COUNTY										
Grays Harbor District Court #1	3,598	485	80	116	156	4,435	4,017	10.4%	3,345	32.6%
Grays Harbor District Court #2	4,447	689	5	758	137	6,036	5,352	12.8%	4,923	22.6%
Grays Harbor District Court #3	5	2	0	1	33	41	37	10.8%	34	20.6%
TOTAL GRAYS HARBOR COUNTY	8,050	1,176	85	875	326	10,512	9,406	11.8%	8,302	26.6%
ISLAND COUNTY										
Island County District Court	3,093	807	8	72	144	4,124	3,111	32.6%	2,608	58.1%
JEFFERSON COUNTY										
Jefferson County District Court	844	386	7	65	54	1,356	1,165	16.4%	627	116.3%
KING COUNTY										
Airport District Court	11,623	902	0	397	312	13,234	10,125	30.7%	10,169	30.1%
Aukeen District Court	7,243	797	125	934	704	9,803	11,339	-13.5%	8,060	21.6%
Bellevue District Court	11,721	948	0	816	487	13,972	12,701	10.0%	11,748	18.9%
Federal Way District Court	14,604	1,077	0	222	198	16,101	18,171	-11.4%	14,088	14.3%
Issaquah District Court	6,644	378	0	110	69	7,201	7,051	2.1%	5,649	27.5%
Mercer Island District Court	1,491	32	0	71	68	1,662	1,592	4.4%	1,124	47.9%
Northeast District Court	18,257	1,309	0	996	518	21,080	21,126	-0.2%	18,096	16.5%
Renton District Court	6,133	633	0	547	331	7,644	12,473	-38.7%	12,017	-36.4%
Roxbury District Court	8,559	476	0	226	194	9,455	7,555	25.1%	7,393	27.9%
Seattle District Court	13,712	241	5,797	12,479	2,996	35,225	34,453	2.2%	31,892	10.5%
Shoreline District Court	7,458	740	0	234	201	8,633	11,795	-26.8%	8,950	-3.5%
Vashon Island District Court	588	193	0	10	58	849	840	1.1%	687	23.6%
TOTAL KING COUNTY	108,033	7,726	5,922	17,042	6,136	144,859	149,221	-2.9%	129,873	11.5%
KITSAP COUNTY										
Kitsap County District Court #1	3,481	190	0	226	144	4,041	4,993	-19.1%	2,996	34.9%
Kitsap County District Court #2	4,681	907	5	380	102	6,075	7,072	-14.1%	7,740	-21.5%
TOTAL KITSAP COUNTY	8,162	1,097	5	606	246	10,116	12,065	-16.2%	10,736	-5.8%
KITTITAS COUNTY										
Lower Kittitas District Court	9,271	543	0	234	118	10,166	10,519	-3.4%	7,905	28.6%
Upper Kittitas District Court	6,597	224	0	31	57	6,909	5,955	16.0%	7,070	-2.3%
TOTAL KITTITAS COUNTY	15,868	767	0	265	175	17,075	16,474	3.6%	14,975	14.0%

WASHINGTON DISTRICT/JUSTICE COURTS
SUMMARY OF FILINGS
1974 - 1976

DISTRICT/JUSTICE COURTS	1976 FILINGS						1975		1974	
	TRAFFIC	MISD.	FELONY	CIVIL	SMALL CLAIMS	TOTAL	FILINGS	% INCREASE to 1976	FILINGS	% INCREASE to 1976
KLICKITAT COUNTY										
East District Court	1,155	244	0	58	152	1,609	1,604	0.3%	1,422	13.2%
West District Court	950	167	0	20	60	1,197	1,213	-1.3%	806	48.5%
TOTAL KLICKITAT COUNTY	2,105	411	0	78	212	2,806	2,817	-0.4%	2,228	25.9%
LEWIS COUNTY										
Lewis County District Court	10,907	1,167	95	267	199	12,635	13,085	-3.4%	12,755	-0.9%
LINCOLN COUNTY										
Lincoln County District Court	1,406	420	0	10	35	1,871	1,916	-2.3%	1,461	28.1%
MASON COUNTY										
Mason County District Court	1,828	739	0	150	150	2,867	2,833	1.2%	2,359	21.5%
OKANOGAN COUNTY										
Okanogan County District Court	3,816	910	37	293	284	5,340	5,806	-8.0%	5,366	-0.5%
PACIFIC COUNTY										
North District Court	1,195	279	0	102	32	1,608	1,367	17.6%	899	78.9%
South District Court	881	326	0	68	90	1,365	1,123	21.5%	1,194	14.3%
TOTAL PACIFIC COUNTY	2,076	605	0	170	122	2,973	2,490	19.4%	2,093	42.0%
PEND OREILLE COUNTY										
Pend Oreille Co. District Court	620	281	3	52	45	1,001	1,061	-5.7%	653	53.3%
PIERCE COUNTY										
Pierce County District Court #1	30,414	2,478	0	3,455	1,585	37,932	36,040	5.2%	33,857	12.0%
Pierce County District Court #2	1,068	105	0	19	51	1,243	4,255	*	3,420	*
Pierce County District Court #3	1,703	601	0	26	34	2,364	1,910	23.8%	1,659	42.5%
Pierce County District Court #4	1,301	142	0	8	29	1,480	1,021	45.0%	573	158.3%
TOTAL PIERCE COUNTY	34,486	3,326	0	3,508	1,699	43,019	43,226	-0.5	39,509	8.9%
SAN JUAN COUNTY										
San Juan County District Court	280	65	0	11	16	372	336	10.7%	129	188.4%
SKAGIT COUNTY										
Skagit County District Court #1	2,662	280	25	129	83	3,179	2,239	42.0%	1,783	78.3%
Skagit County District Court #2	2,675	320	24	311	102	3,432	5,255	-34.7%	4,317	-20.5%
Skagit County District Court #3	1,811	310	67	322	61	2,571	1,856	38.5%	1,174	119.0%
TOTAL SKAGIT COUNTY	7,148	910	116	762	246	9,182	9,350	-1.8%	7,274	26.2%
SKAMANIA COUNTY										
Skamania County District Court	873	306	28	17	92	1,316	1,185	11.1%	1,291	1.9%
SNOHOMISH COUNTY										
Cascade District Court	3,939	254	17	185	83	4,478	5,115	-12.5%	5,172	-13.4%
Everett District Court	11,140	1,476	682	2,319	520	16,137	16,272	-0.8%	13,553	19.1%
Evergreen District Court	5,428	496	0	122	110	6,156	5,676	8.5%	4,035	52.6%
South District Court	2,678	46	0	2,034	777	5,535	6,983	-23.7%	7,457	-25.8%
TOTAL SNOHOMISH COUNTY	23,185	2,272	699	4,660	1,490	32,306	34,046	-5.1%	30,217	6.9%
SPOKANE COUNTY										
Cheney District Court	66	40	0	5	18	129	146	-11.6%	94	37.2%
Deer Park District Court	92	32	0	0	0	124	53	134.0%	84	47.6%
Millwood District Court	5,348	82	0	0	0	5,430	5,150	5.4%	4,608	17.8%
Spokane District Court	21,200	4,072	1,333	5,291	2,164	34,060	28,640	18.9%	32,616	4.4%
TOTAL SPOKANE COUNTY	26,706	4,226	1,333	5,296	2,182	39,743	33,989	16.9%	37,402	6.3%
STEVENS COUNTY										
Stevens County District Court	1,963	344	0	157	229	2,693	2,660	1.2%	2,534	6.3%
THURSTON COUNTY										
Thurston County District Court	12,148	1,116	0	651	567	14,482	14,755	-1.9%	13,818	4.8%
WAHIAKUM COUNTY										
Wahkiakum County District Court	301	103	0	34	12	450	379	18.7%	519	-13.3%
WALLA WALLA COUNTY										
College Place District Court	415	76	0	52	44	587	36	1,530.6%	37	1,486.5%
Walla Walla District Court	4,805	421	0	323	256	5,805	5,830	-0.4%	5,134	13.1%
TOTAL WALLA WALLA COUNTY	5,220	497	0	375	300	6,392	5,866	9.0%	5,171	23.6%
WHATCOM COUNTY										
Whatcom County District Court	6,886	1,039	0	892	1,198	10,015	11,328	-11.6%	9,968	0.5%
WHITMAN COUNTY										
Colfax District Court	3,718	116	0	5	20	3,859	3,428	12.6%	4,145	-6.9%
Pullman District Court	1,677	227	0	19	86	2,009	2,023	-0.7%	2,265	-11.3%
TOTAL WHITMAN COUNTY	5,395	343	0	24	106	5,868	5,451	7.6%	6,410	-8.5%
YAKIMA COUNTY										
Yakima County District Court	12,010	1,515	0	4,126	629	18,280	16,958	7.8%	13,837	32.1%
STATE TOTAL										
STATE TOTAL	377,344	42,776	9,083	46,750	20,911	496,864	490,191	1.4%	440,155	12.9%

*% increase not included since 1976 reports were for January through July only. Therefore, % increase would not be valid.

WASHINGTON DISTRICT/JUSTICE COURTS
TRAFFIC CASE ACTIVITY FOR 1976

DISTRICT/JUSTICE COURT	CASES FILED	BAIL FORFEITURES	ARRAIGNMENTS		TRIALS		TRAFFIC APPEALS	RECEIPTS
			GUILTY	NOT GUILTY	JURY	NON-JURY		
ADAMS COUNTY								
Lind Justice Court	130	113	9	8	0	1	0	4,551
Othello Justice Courts	1,188	555	344	61	5	38	0	39,623
Ritzville Justice Court	3,833	3,171	288	70	5	69	4	114,332
TOTAL ADAMS COUNTY	5,151	3,839	641	139	10	108	4	158,506
ASOTIN COUNTY								
Asotin County District Court	697	460	143	12	1	8	0	13,639
BENTON COUNTY								
Benton County Department 1	5,749	1,197	1,135	424	3	773	19	147,296*
Benton County Department 2	5,766	2,121	2,284	439	3	509	10	209,631
TOTAL BENTON COUNTY	11,515	3,318	3,419	863	6	1,282	29	356,927
CHELAN COUNTY								
Chelan County District Court	6,403	3,659	1,730	461	12	287	1	243,438
CLALLAM COUNTY								
Clallam County District Court	2,825	1,556	588	324	0	324	2	128,587
CLARK COUNTY								
Clark County District Court	25,401	13,228	5,372	1,837	55	1,072	22	889,670
COLUMBIA COUNTY								
Columbia County Justice Court	841	375	286	16	0	16	4	20,781
COWLITZ COUNTY								
Cowlitz County District Court	9,079	7,110	1,055	272	29	486	16	356,360**
DOUGLAS COUNTY								
Douglas County District Court	2,004	839	668	41	10	121	0	46,124
FERRY COUNTY								
Ferry County District Court #1	757	422	47	33	2	10	4	15
Ferry County District Court #2	68	23	24	11	1	2	1	473
TOTAL FERRY COUNTY	825	445	71	44	3	12	5	31,088
FRANKLIN COUNTY								
Franklin County District Court	3,041	1,357	1,392	178	0	235	5	120,332
GARFIELD COUNTY								
Garfield County District Court	274	219	55	0	0	0	0	6,536
GRANT COUNTY								
Grant County District Court	5,879	3,144	1,697	127	15	112	5	193,887
GRAYS HARBOR								
Grays Harbor District Court #1	3,598	2,501	461	280	9	271	3	155,670
Grays Harbor District Court #2	4,447	4,272	517	266	26	327	11	168,756
Grays Harbor District Court #3	5	0	3	1	0	1	0	436
TOTAL GRAYS HARBOR COUNTY	8,050	6,773	981	547	35	599	14	324,862
ISLAND COUNTY								
Island County District Court	3,093	2,380	204	130	12	570	8	130,727
JEFFERSON COUNTY								
Jefferson County District Court	844	543	202	81	2	80	0	27,930
KING COUNTY								
Airport District Court	11,623	6,524	1,478	1,395	13	1,353	16	299,528
Aukeen District Court	7,243	3,853	2,394	878	4	1,146	34	204,126
Bellevue District Court	11,721	3,488	1,119	681	1	484	3	174,435
Federal Way District Court	14,604	10,490	1,914	1,579	13	1,571	12	460,835
Issaquah District Court	6,644	5,145	650	324	2	388	12	208,088
Mercer Island District Court	1,491	858	204	122	0	341	23	62,816
Northeast District Court	18,257	13,968	2,274	1,566	9	1,230	76	596,322
Renton District Court	6,133	4,004	1,007	715	6	1,102	40	169,458
Roxbury District Court	8,559	5,192	1,006	1,187	11	1,120	30	272,547
Seattle District Court	13,712	9,425	587	9,701	8	1,796	58	316,373
Shoreline District Court	7,458	5,058	1,110	1,268	10	1,158	78	233,629
Vashon Island District Court	588	365	141	85	0	82	0	19,034
TOTAL KING COUNTY	108,033	68,370	13,884	19,501	77	11,771	382	3,017,191
KITSAP COUNTY								
Kitsap County District Court #1	3,481	1,811	1,217	240	20	398	6	142,672
Kitsap County District Court #2	4,681	2,667	1,121	481	22	586	48	168,099
TOTAL KITSAP COUNTY	8,162	4,478	2,338	721	42	984	54	310,771
KITTITAS COUNTY								
Lower Kittitas District Court	9,271	8,712	872	305	12	301	14	300,873
Upper Kittitas District Court	6,597	5,545	502	198	1	225	1	240,241
TOTAL KITTITAS COUNTY	15,868	14,257	1,374	503	13	526	15	541,114

* Includes Traffic, Criminal and Civil revenue.
** Includes Traffic and Criminal revenue.

WASHINGTON DISTRICT/JUSTICE COURTS
TRAFFIC CASE ACTIVITY FOR 1976

DISTRICT/JUSTICE COURT	CASES FILED	BAIL FORFEITURES	ARRAIGNMENTS		TRIALS		TRAFFIC APPEALS	RECEIPTS
			GUILTY	NOT GUILTY	JURY	NON-JURY		
KLICKITAT COUNTY								
East District Court	1,155	610	413	62	2	8	0	49,332
West District Court	950	245	45	16	9	10	4	18,175
TOTAL KLICKITAT COUNTY	2,105	855	458	78	11	18	4	67,507
LEWIS COUNTY								
Lewis County District Court	10,907	8,151	1,043	334	21	404	28	316,275
LINCOLN COUNTY								
Lincoln County District Court	1,406	972	174	61	5	220	2	45,689
MASON COUNTY								
Mason County District Court	1,828	917	293	139	5	126	8	59,175
OKANOGAN COUNTY								
Okanogan County District Court	3,816	2,900	411	191	29	177	6	232,318**
PACIFIC COUNTY								
North District Court	1,195	778	206	83	4	86	0	42,148
South District Court	881	488	1	25	36	287	2	27,690
TOTAL PACIFIC COUNTY	2,076	1,266	207	108	40	373	2	69,838
PEND OREILLE COUNTY								
Pend Oreille County District Court	620	298	79	17	0	26	0	24,496
PIERCE COUNTY								
Pierce County District Court #1	30,414	26,065	926	885	63	1,979	32	934,570
Pierce County District Court #2	1,068	809	22	198	4	265	2	31,013
Pierce County District Court #3	1,703	1,377	59	244	0	263	1	49,282
Pierce County District Court #4	1,301	1,024	76	103	1	104	0	38,635
TOTAL PIERCE COUNTY	34,486	29,275	1,083	1,430	68	2,611	35	1,053,500
SAN JUAN COUNTY								
San Juan County District Court	280	202	88	39	1	40	0	9,275
SKAGIT COUNTY								
Skagit County District Court #1	2,662	2,138	64	63	5	63	2	85,431
Skagit County District Court #2	2,675	2,299	61	80	6	207	1	103,537
Skagit County District Court #3	1,811	140	278	181	11	150	4	62,636
TOTAL SKAGIT COUNTY	7,148	4,577	403	324	22	420	7	251,604
SKAMANIA COUNTY								
Skamania County District Court	873	471	247	124	10	109	8	36,628
SNOHOMISH COUNTY								
Cascade District Court	3,939	2,959	404	189	3	90	9	163,131
Everett District Court	11,140	8,247	2,144	1,236	2	583	2	429,442
Evergreen District Court	5,428	3,052	498	745	1	1,387	16	235,651
South District Court	2,678	2,151	349	353	4	248	16	104,602
TOTAL SNOHOMISH COUNTY	23,185	16,409	3,395	2,523	10	2,308	43	932,826
SPOKANE COUNTY								
Cheney District Court	66	9	39	0	1	0	0	1,572
Deer Park District Court	92	20	35	33	0	29	0	2,545
Millwood District Court	5,348	1,758	3,274	293	0	293	2	120,916
Spokane District Court	21,200	11,530	8,012	2,008	66	1,942	40	608,236
TOTAL SPOKANE COUNTY	26,706	13,317	11,360	2,334	67	2,264	42	733,269
STEVENS COUNTY								
Stevens County District Court	1,963	0	432	166	16	196	8	114,483
THURSTON COUNTY								
Thurston County District Court	12,148	9,803	1,193	239	32	433	24	399,693
WAHIAKUM COUNTY								
Wahkiakum County District Court	301	176	86	41	0	35	3	15,604
WALLA WALLA COUNTY								
College Place District Court	415	109	240	7	0	0	0	12,285
Walla Walla District Court	4,805	1,339	2,592	80	3	3	1	127,814
TOTAL WALLA WALLA COUNTY	5,220	1,448	2,832	87	3	3	1	140,099
WHATCOM COUNTY								
Whatcom County District Court	6,886	3,420	1,586	310	31	322	5	241,894
WHITMAN COUNTY								
Colfax District Court	3,718	2,720	0	0	1	549	1	106,855
Pullman District Court	1,677	1,201	0	0	0	268	0	52,794
TOTAL WHITMAN COUNTY	5,395	3,921	0	0	1	817	1	159,649
YAKIMA COUNTY								
Yakima District Court	12,010	7,024	2,668	954	30	863	15	448,509
STATE TOTAL	377,344	241,752	64,138	35,296	724	30,358	808	\$12,270,801

** Includes Traffic and Criminal revenue.

WASHINGTON DISTRICT/JUSTICE COURTS
CRIMINAL CASE ACTIVITY FOR 1976

DISTRICT/JUSTICE COURT	CASES FILED		BAIL FORFEITURES	ARRAIGNMENTS		TRIALS		FELONY PRELIM. HRGS.	CRIM. APPEALS	RECEIPTS
	MISD.	FEL.		GUILTY	NOT GUILTY	JURY	NON-JURY			
ADAMS COUNTY										
Lind Justice Court	1	0	1	0	0	0	0	0	0	\$ 20
Othello Justice Courts	123	0	44	45	7	0	7	1	0	3,919
Ritzville Justice Court	218	19	122	27	10	2	8	10	0	5,532
TOTAL ADAMS COUNTY	342	19	167	72	17	2	15	11	0	9,471
ASOTIN COUNTY										
Asotin County District Court	201	3	71	57	7	0	2	0	0	4,158
BENTON COUNTY										
Benton County Department 1	543	34	3	162	199	0	259	33	7	*
Benton County Department 2	483	265	13	331	178	0	269	184	0	19,073
TOTAL BENTON COUNTY	1,026	299	16	493	377	0	528	217	7	19,073
CHELAN COUNTY										
Chelan County District Court	1,571	192	572	704	233	2	147	81	2	55,475
CLALLAM COUNTY										
Clallam County District Court	616	0	152	180	179	2	165	0	19	24,653
CLARK COUNTY										
Clark County District Court	2,583	41	213	1,034	863	11	335	0	6	61,940
COLUMBIA COUNTY										
Columbia County Justice Court	79	0	49	40	7	0	7	0	0	3,184
COWLITZ COUNTY										
Cowlitz County District Court	1,225	80	298	271	168	3	346	0	4	*
DOUGLAS COUNTY										
Douglas County District Court	553	2	169	126	26	0	41	14	0	11,737
FERRY COUNTY										
Ferry County District Court #1	130	1	28	23	21	0	0	1	0	13,239
Ferry County District Court #2	17	0	0	6	6	0	3	0	0	700
TOTAL FERRY COUNTY	147	1	28	29	27	0	3	1	0	13,939
FRANKLIN COUNTY										
Franklin County District Court	472	5	56	206	54	0	39	9	0	7,340
GARFIELD COUNTY										
Garfield County District Court	57	0	23	13	0	0	0	0	0	3,240
GRANT COUNTY										
Grant County District Court	1,350	103	492	360	63	2	68	11	1	28,547
GRAYS HARBOR COUNTY										
Grays Harbor District Court #1	485	80	239	151	83	0	83	2	2	26,558
Grays Harbor District Court #2	689	5	623	74	66	5	67	0	3	30,179
Grays Harbor District Court #3	2	0	0	0	0	0	0	0	0	181
TOTAL GRAYS HARBOR COUNTY	1,176	85	862	225	149	5	150	2	5	56,918
ISLAND COUNTY										
Island County District Court	807	8	275	93	38	1	196	26	1	31,702
JEFFERSON COUNTY										
Jefferson County District Court	386	7	170	99	77	2	67	3	1	15,960
KING COUNTY										
Airport District Court	902	0	36	189	370	0	372	0	5	15,914
Aukeen District Court	797	125	30	405	346	3	422	71	8	19,795
Bellevue District Court	948	0	7	43	31	0	71	0	0	7,980
Federal Way District Court	1,077	0	250	510	311	3	307	0	9	29,014
Issaquah District Court	378	0	74	119	91	0	98	0	1	11,507
Mercer Island District Court	32	0	2	3	4	0	18	11	0	322
Northeast District Court	1,309	0	369	498	394	1	298	0	9	31,230
Renton District Court	633	0	228	180	157	1	228	0	1	5,996
Roxbury District Court	476	0	23	159	259	0	241	0	9	13,658
Seattle District Court	241	5,797	21	19	9,108	4	340	1,115	12	45,737
Shoreline District Court	740	0	87	209	398	3	347	0	100	16,634
Vashon Island District Court	193	0	63	55	55	1	45	0	4	3,962
TOTAL KING COUNTY	7,726	5,922	1,121	2,389	11,824	16	2,787	1,197	158	201,749
KITSAP COUNTY										
Kitsap County District Court #1	190	0	11	74	55	2	131	0	10	8,114
Kitsap County District Court #2	907	5	108	269	187	5	173	0	7	21,576
TOTAL KITSAP COUNTY	1,097	5	119	343	242	7	304	0	17	29,690
KITITITAS COUNTY										
Lower Kittitas District Court	543	0	356	114	46	0	40	5	0	24,219
Upper Kittitas District Court	224	0	106	27	7	0	27	0	0	8,849
TOTAL KITITITAS COUNTY	767	0	462	141	53	0	67	5	0	33,068

* Included with traffic revenue.

WASHINGTON DISTRICT/JUSTICE COURTS
CRIMINAL CASE ACTIVITY FOR 1976

DISTRICT/JUSTICE COURT	CASES FILED		BAIL FORFEITURES	ARRAIGNMENTS		TRIALS		FELONY PRELIM. HRGS.	CRIM. APPEALS	RECEIPTS
	MISD.	FEL.		GUILTY	NOT GUILTY	JURY	NON-JURY			
Klickitat County										
East District Court	244	0	46	130	51	0	7	0	0	7,982
West District Court	167	0	16	35	19	0	4	0	0	3,586
TOTAL KLICKITAT COUNTY	411	0	62	165	70	0	11	0	0	11,568
Lewis County										
Lewis County District Court	1,167	95	362	478	346	13	164	41	12	48,114
Lincoln County										
Lincoln County District Court	420	0	167	85	34	1	113	1	1	9,646
Mason County										
Mason County District Court	739	0	312	109	89	0	73	0	0	21,438
Okanogan County										
Okanogan County District Court	910	37	299	96	49	6	54	2	0	*
Pacific County										
North District Court	279	0	112	65	32	3	15	0	2	25,044
South District Court	326	0	185	2	15	1	105	0	5	11,538
TOTAL PACIFIC COUNTY	605	0	297	67	47	4	120	0	7	36,582
Pend Oreille County										
Pend Oreille Co. District Court	281	3	67	84	17	1	19	21	0	10,439
Pierce County										
Pierce County District Court #1	2,478	0	328	359	622	22	390	0	5	53,049
Pierce County District Court #2	105	0	66	16	26	0	25	0	0	1,788
Pierce County District Court #3	601	0	477	51	196	0	175	0	3	22,885
Pierce County District Court #4	142	0	34	33	84	1	48	0	0	5,501
TOTAL PIERCE COUNTY	3,326	0	905	459	928	23	638	0	8	83,223
San Juan County										
San Juan County District Court	65	0	31	12	23	1	22	8	1	2,752
Skagit County										
Skagit County District Court #1	280	25	102	18	18	0	22	5	6	6,747
Skagit County District Court #2	320	24	101	17	24	0	39	23	2	10,273
Skagit County District Court #3	310	67	105	52	53	0	80	5	0	16,382
TOTAL SKAGIT COUNTY	910	116	308	87	95	0	141	33	9	33,402
Skamania County										
Skamania County District Court	306	28	64	110	53	11	32	15	0	14,710
Snohomish County										
Cascade District Court	254	17	98	80	23	0	18	0	1	9,800
Everett District Court	1,476	682	260	685	656	7	192	6	0	79,573
Evergreen District Court	496	0	201	72	126	1	223	0	0	19,969
South District Court	46	0	5	25	21	0	13	0	0	4,154
TOTAL SNOHOMISH COUNTY	2,272	699	564	862	826	8	446	6	1	113,496
SpoKane County										
Cheney District Court	40	0	8	22	2	0	0	0	0	995
Deer Park District Court	32	0	14	11	6	0	1	0	0	459
Millwood District Court	82	0	10	65	3	0	3	0	0	2,574
SpoKane District Court	4,072	1,333	229	2,575	1,144	57	1,096	0	37	77,740
TOTAL SPOKANE COUNTY	4,226	1,333	261	2,673	1,155	57	1,100	0	37	81,768
Stevens County										
Stevens County District Court	344	0	104	68	34	0	34	0	0	21,451
Thurston County										
Thurston County District Court	1,116	0	384	334	98	4	102	0	10	15,060
Wahkiakum County										
Wahkiakum County District Court	103	0	37	38	33	0	20	0	4	4,648
Walla Walla County										
College Place District Court	76	0	17	26	3	0	3	0	0	2,515
Walla Walla District Court	421	0	77	173	23	4	3	0	2	14,048
TOTAL WALLA WALLA COUNTY	497	0	94	199	26	4	6	0	2	16,563
Whatcom County										
Whatcom County District Court	1,039	0	296	234	68	7	73	0	0	17,767
Whitman County										
Colfax District Court	116	0	12	0	0	0	18	0	0	1,835
Pullman District Court	227	0	35	0	0	0	135	0	0	13,102
TOTAL WHITMAN COUNTY	343	0	47	0	0	0	153	0	0	14,937
Yakima County										
Yakima County District Court	1,515	0	313	617	474	15	415	2	25	60,214
STATE TOTAL	42,776	9,083	10,289	13,652	18,569	208	9,003	1,706	338	\$1,229,622

WASHINGTON DISTRICT/JUSTICE COURTS
CIVIL CASE ACTIVITY FOR 1976

DISTRICT/JUSTICE COURT	CASES FILED		TRIALS		SMALL CLAIMS RESOLVED	CIVIL APPEALS	RECEIPTS
	CIVIL	SMALL CLAIMS	JURY	NON-JURY			
ADAMS COUNTY							
Lind Justice Court	2	2	0	0	3	0	\$ 5
Othello Justice Courts	82	6	0	6	4	0	612
Ritzville Justice Court	9	0	0	2	0	0	32
TOTAL ADAMS COUNTY	<u>93</u>	<u>8</u>	<u>0</u>	<u>8</u>	<u>7</u>	<u>0</u>	<u>649</u>
ASOTIN COUNTY							
Asotin County District Court	34	69	0	28	40	0	305
BENTON COUNTY							
Benton County Department 1	290	107	0	144	0	0	*
Benton County Department 2	<u>923</u>	<u>103</u>	<u>1</u>	<u>191</u>	<u>84</u>	<u>1</u>	<u>5,874</u>
TOTAL BENTON COUNTY	<u>1,213</u>	<u>210</u>	<u>1</u>	<u>335</u>	<u>84</u>	<u>1</u>	<u>5,874</u>
CHELAN COUNTY							
Chelan County District Court	551	291	0	69	142	4	3,874
CLALLAM COUNTY							
Clallam County District Court	654	288	0	32	181	0	4,008
CLARK COUNTY							
Clark County District Court	1,494	2,213	1	90	600	19	9,557
COLUMBIA COUNTY							
Columbia County Justice Court	11	19	0	1	8	0	94
COWLITZ COUNTY							
Cowlitz County District Court	643	466	0	113	313	0	4,199
DOUGLAS COUNTY							
Douglas County District Court	286	75	0	32	32	0	2,094
FERRY COUNTY							
Ferry County District Court #1	30	41	0	0	1	0	341
Ferry County District Court #2	<u>0</u>	<u>0</u>	<u>0</u>	<u>0</u>	<u>0</u>	<u>0</u>	<u>0</u>
TOTAL FERRY COUNTY	<u>30</u>	<u>41</u>	<u>0</u>	<u>0</u>	<u>1</u>	<u>0</u>	<u>341</u>
FRANKLIN COUNTY							
Franklin County District Court	645	104	0	162	88	2	4,493
GARFIELD COUNTY							
Garfield County District Court	0	17	0	0	2	0	50
GRANT COUNTY							
Grant County District Court	638	216	1	84	178	0	4,119
GRAYS HARBOR COUNTY							
Grays Harbor District Court #1	116	156	0	13	125	0	896
Grays Harbor District Court #2	758	137	1	61	112	1	4,646
Grays Harbor District Court #3	<u>1</u>	<u>33</u>	<u>0</u>	<u>0</u>	<u>22</u>	<u>0</u>	<u>39</u>
TOTAL GRAYS HARBOR COUNTY	<u>875</u>	<u>326</u>	<u>1</u>	<u>74</u>	<u>259</u>	<u>1</u>	<u>5,581</u>
ISLAND COUNTY							
Island County District Court	72	144	0	23	97	0	598
JEFFERSON COUNTY							
Jefferson County District Court	65	54	2	30	0	0	381
KING COUNTY							
Airport District Court	397	312	0	100	197	4	2,373
Aukeen District Court	934	704	0	218	457	13	6,062
Bellevue District Court	816	487	0	246	382	15	4,786
Federal Way District Court	222	198	1	80	141	6	1,507
Issaquah District Court	110	69	0	71	16	1	741
Mercer Island District Court	71	68	0	21	53	3	531
Northeast District Court	996	518	0	82	153	7	6,432
Renton District Court	547	331	0	148	287	8	3,512
Roxbury District Court	226	194	0	35	116	2	1,588
Seattle District Court	12,479	2,996	11	997	493	67	72,499
Shoreline District Court	234	201	0	39	117	1	1,559
Vashon Island District Court	<u>10</u>	<u>58</u>	<u>0</u>	<u>1</u>	<u>32</u>	<u>0</u>	<u>119</u>
TOTAL KING COUNTY	<u>17,042</u>	<u>6,136</u>	<u>12</u>	<u>2038</u>	<u>2,444</u>	<u>127</u>	<u>101,709</u>
KITSAP COUNTY							
Kitsap County District Court #1	226	144	0	18	100	3	1,502
Kitsap County District Court #2	<u>380</u>	<u>102</u>	<u>0</u>	<u>41</u>	<u>66</u>	<u>3</u>	<u>2,390</u>
TOTAL KITSAP COUNTY	<u>606</u>	<u>246</u>	<u>0</u>	<u>59</u>	<u>166</u>	<u>6</u>	<u>3,892</u>
KITTITAS COUNTY							
Lower Kittitas District Court	234	118	0	22	53	6	1,488
Upper Kittitas District Court	<u>31</u>	<u>57</u>	<u>0</u>	<u>0</u>	<u>0</u>	<u>1</u>	<u>245</u>
TOTAL KITTITAS COUNTY	<u>265</u>	<u>175</u>	<u>0</u>	<u>22</u>	<u>53</u>	<u>7</u>	<u>1,733</u>

*Included in traffic revenue.

WASHINGTON DISTRICT/JUSTICE COURTS
CIVIL CASE ACTIVITY FOR 1976

DISTRICT/JUSTICE COURT	CASES FILED		TRIALS		SMALL CLAIMS RESOLVED	CIVIL APPEALS	RECEIPTS
	CIVIL	SMALL CLAIMS	JURY	NON-JURY			
KLICKITAT COUNTY							
East District Court	58	152	0	0	70	0	500
West District Court	20	60	0	0	10	0	229
TOTAL KLICKITAT COUNTY	<u>78</u>	<u>212</u>	<u>0</u>	<u>0</u>	<u>80</u>	<u>0</u>	<u>729</u>
LEWIS COUNTY							
Lewis County District Court	267	199	0	19	41	0	1,800
LINCOLN COUNTY							
Lincoln County District Court	10	35	0	11	18	0	796
MASON COUNTY							
Mason County District Court	150	150	0	9	73	0	1,121
OKANOGAN COUNTY							
Okanogan County District Court	293	284	0	47	0	3	2,173
PACIFIC COUNTY							
North District Court	102	32	0	1	15	0	644
South District Court	68	90	0	67	0	0	443
TOTAL PACIFIC COUNTY	<u>170</u>	<u>122</u>	<u>0</u>	<u>68</u>	<u>15</u>	<u>0</u>	<u>1,087</u>
PEND OREILLE COUNTY							
Pend Oreille County District Court	52	45	1	2	16	0	364
PIERCE COUNTY							
Pierce County District Court #1	3,455	1,585	0	315	713	32	20,317
Pierce County District Court #2	19	51	0	2	45	1	165
Pierce County District Court #3	26	34	0	9	33	2	81
Pierce County District Court #4	8	29	0	3	7	0	75
TOTAL PIERCE COUNTY	<u>3,508</u>	<u>1,699</u>	<u>0</u>	<u>329</u>	<u>798</u>	<u>35</u>	<u>20,638</u>
SAN JUAN COUNTY							
San Juan County District Court	11	16	0	12	6	0	1,015
SKAGIT COUNTY							
Skagit County District Court #1	129	83	0	26	54	1	748
Skagit County District Court #2	311	102	0	55	83	1	1,860
Skagit County District Court #3	322	61	0	30	35	1	1,994
TOTAL SKAGIT COUNTY	<u>762</u>	<u>246</u>	<u>0</u>	<u>111</u>	<u>172</u>	<u>3</u>	<u>4,602</u>
SKAMANIA COUNTY							
Skamania County District Court	17	92	0	59	0	1	304
SNOHOMISH COUNTY							
Cascade District Court	185	83	0	11	18	1	1,320
Everett District Court	2,319	520	0	141	190	13	14,878
Evergreen District Court	122	110	0	61	0	1	970
South District Court	2,034	777	0	185	307	16	12,595
TOTAL SNOHOMISH COUNTY	<u>4,660</u>	<u>1,490</u>	<u>0</u>	<u>398</u>	<u>515</u>	<u>31</u>	<u>29,763</u>
SPOKANE COUNTY							
Cheney District Court	5	18	0	0	8	0	46
Deer Park District Court	0	0	0	0	0	0	637
Millwood District Court	0	0	0	0	0	0	0
Spokane District Court	5,291	2,164	11	315	723	16	33,692
TOTAL SPOKANE COUNTY	<u>5,296</u>	<u>2,182</u>	<u>11</u>	<u>315</u>	<u>731</u>	<u>16</u>	<u>34,375</u>
STEVENS COUNTY							
Stevens County District Court	157	229	0	79	0	16	1,149
THURSTON COUNTY							
Thurston County District Court	651	567	0	34	81	4	4,685
WAHKIAKUM COUNTY							
Wahkiakum County District Court	34	12	0	0	16	0	239
WALLA WALLA COUNTY							
College Place District Court	52	44	0	0	10	0	379
Walla Walla District Court	323	256	2	0	44	1	2,165
TOTAL WALLA WALLA COUNTY	<u>375</u>	<u>300</u>	<u>2</u>	<u>0</u>	<u>54</u>	<u>1</u>	<u>2,544</u>
WHATCOM COUNTY							
Whatcom County District Court	892	1,198	1	34	0	1	6,910
WHITMAN COUNTY							
Colfax District Court	5	20	0	1	0	0	28
Pullman District Court	19	86	0	0	86	1	200
TOTAL WHITMAN COUNTY	<u>24</u>	<u>106</u>	<u>0</u>	<u>1</u>	<u>86</u>	<u>1</u>	<u>228</u>
YAKIMA COUNTY							
Yakima County District Court	4,126	629	0	302	326	2	27,821
STATE TOTAL	46,750	20,911	33	5,030	7,723	281	\$295,894

WASHINGTON DISTRICT/JUSTICE COURTS
TOTAL COURT BUSINESS - 1976

THIS DATA DESCRIBES ALL WORK PERFORMED BY THE DISTRICT COURTS AND INCLUDES THAT MUNICIPAL COURT WORKLOAD OF THOSE COURTS WHICH SO CONTRACT WITH MUNICIPALITIES.

DISTRICT/JUSTICE COURTS	FILINGS					BAIL FORFEITURES			TRIALS			RECEIPTS
	TRAFFIC ¹	CRIMINAL ²	CIVIL	SMALL CLAIMS	TOTAL	TRAFFIC	CRIMINAL	ARRAIGNMENTS	JURY	NON-JURY	APPEALS	
ADAMS COUNTY												
Lind Justice Court	130	1	2	2	135	113	1	17	0	1	0	\$4,576
Othello Justice Courts	1,188	123	82	6	1,399	555	44	457	5	51	0	44,154
Ritzville Justice Court	3,833	237	9	0	4,079	3,171	122	395	7	79	4	119,896
TOTAL ADAMS COUNTY	5,151	361	93	8	5,613	3,839	167	869	12	131	4	168,626
ASOTIN COUNTY												
Asotin County District Court	697	204	34	69	1,004	460	71	219	1	38	0	18,102
BENTON COUNTY												
Benton County Department 1	13,498	1,068	290	107	14,963	3,357	5	6,319	5	2,864	63	308,248
Benton County Department 2	9,683	1,423	923	103	12,132	3,684	128	6,808	5	1,941	20	395,089
TOTAL BENTON COUNTY	23,181	2,491	1,213	210	27,095	7,041	133	13,127	10	4,805	83	703,337
CHELAN COUNTY												
Chelan County District Court	8,917	3,388	551	291	13,147	4,693	766	5,869	20	844	6	411,798
CLALLAM COUNTY												
Clallam County District Court	2,825	616	654	288	4,383	1,556	152	1,271	2	521	25	157,248
CLARK COUNTY												
Clark County District Court	30,759	4,248	1,494	2,213	38,714	15,231	486	12,512	76	2,067	56	1,131,456
COLUMBIA COUNTY												
Columbia County Justice Court	841	79	11	19	950	375	49	349	0	24	4	24,059
COWLITZ COUNTY												
Cowlitz County District Court	15,615	2,538	643	466	19,262	10,668	462	5,144	71	1,925	43	657,366
DOUGLAS COUNTY												
Douglas County District Court	2,004	555	286	75	2,920	839	169	861	10	194	0	59,955
FERRY COUNTY												
Ferry County District Court #1	757	131	30	41	959	422	28	124	2	10	4	42,195
Ferry County District Court #2	68	17	0	0	85	23	0	47	1	5	1	3,173
TOTAL FERRY COUNTY	825	148	30	41	1,044	445	28	171	3	15	5	45,368
FRANKLIN COUNTY												
Franklin County District Court	3,041	477	645	104	4,267	1,357	56	1,830	0	436	7	132,165
GARFIELD COUNTY												
Garfield County District Court	274	57	0	17	348	219	23	68	0	0	0	9,826
GRANT COUNTY												
Grant County District Court	8,924	2,033	638	216	11,811	4,147	666	4,321	24	387	8	320,651
GRAYS HARBOR COUNTY												
Grays Harbor District Court #1	3,598	565	116	156	4,435	2,501	239	975	9	367	5	183,124
Grays Harbor District Court #2	4,447	694	758	137	6,036	4,272	623	923	32	455	15	203,581
Grays Harbor District Court #3	5	2	1	33	41	0	0	4	0	1	0	656
TOTAL GRAYS HARBOR COUNTY	8,050	1,261	875	326	10,512	6,773	862	1,902	41	823	20	387,367
ISLAND COUNTY												
Island County District Court	3,093	815	72	144	4,124	2,380	275	465	13	789	9	163,027
JEFFERSON COUNTY												
Jefferson County District Court	844	393	65	54	1,356	543	170	459	6	177	1	44,271
KING COUNTY												
Airport District Court	14,311	1,269	397	312	16,289	7,668	39	4,095	14	2,187	26	386,750
Aukeen District Court	18,548	1,341	934	704	21,527	8,889	33	6,603	10	3,390	82	436,339
Belleuve District Court	26,080	2,206	816	487	29,589	11,022	110	7,438	4	2,165	56	614,455
Federal Way District Court	14,604	1,077	222	198	16,101	10,490	250	4,314	17	1,958	27	491,356
Issaquah District Court	8,884	501	110	69	9,564	6,037	74	1,747	3	785	17	251,437
Mercer Island District Court	3,516	269	71	68	3,924	1,846	82	1,233	0	859	44	117,891
Northeast District Court	28,669	1,899	996	518	32,082	20,330	331	7,526	16	2,496	137	918,965
Renton District Court	6,133	633	547	331	7,644	4,004	228	2,059	7	1,478	49	178,966
Roxbury District Court	8,559	476	226	194	9,455	5,192	23	2,611	11	1,396	41	287,793
Seattle District Court	13,712	6,038	12,479	2,996	35,225	9,425	21	19,415	23	3,133	137	434,609
Shoreline District Court	7,458	740	234	201	8,633	5,058	87	2,985	13	1,544	179	251,822
Vashon District Court	588	193	10	58	849	365	63	336	1	128	4	23,115
TOTAL KING COUNTY	151,062	16,642	17,042	6,136	190,882	90,326	1,341	60,362	119	21,519	799	4,393,518
KITSAP COUNTY												
Kitsap County District Court #1	9,902	1,176	226	144	11,448	6,011	41	5,487	34	1,660	49	360,184
Kitsap County District Court #2	5,202	1,003	380	102	6,687	2,847	108	2,443	38	884	61	198,245
TOTAL KITSAP COUNTY	15,104	2,179	606	246	18,135	8,858	149	7,930	72	2,544	110	558,429
KITTITAS COUNTY												
Lower Kittitas District Court	10,234	870	234	118	11,456	8,992	411	2,204	12	518	22	365,037
Upper Kittitas District Court	6,597	224	31	57	6,909	5,545	106	734	1	252	2	249,335
TOTAL KITTITAS COUNTY	16,831	1,094	265	175	18,365	14,537	517	2,938	13	770	24	614,372

1. Includes Traffic Violations Bureaus which may, in some cases, not be under administration of the named court.
2. Includes both misdemeanor and felony.

WASHINGTON DISTRICT/JUSTICE COURTS
TOTAL COURT BUSINESS - 1976

THIS DATA DESCRIBES ALL WORK PERFORMED BY THE DISTRICT COURTS AND INCLUDES THAT MUNICIPAL COURT WORKLOAD OF THOSE COURTS WHICH SO CONTRACT WITH MUNICIPALITIES.

DISTRICT/JUSTICE COURTS	FILINGS					BAIL FORFEITURES			TRIALS			RECEIPTS
	TRAFFIC ¹	CRIMINAL ²	CIVIL	SMALL CLAIMS	TOTAL	TRAFFIC	CRIMINAL	ARRAIGNMENTS	JURY	NON-JURY	APPEALS	
KLICKITAT COUNTY												
East District Court	1,155	244	58	152	1,609	610	46	656	2	15	0	\$57,814
West District Court	1,207	210	20	60	1,497	282	20	161	9	22	4	27,729
TOTAL KLICKITAT COUNTY	2,362	454	78	212	3,106	892	66	817	11	37	4	85,543
LEWIS COUNTY												
Lewis County District Court	11,128	1,292	267	199	12,886	8,283	367	2,235	34	594	41	372,721
LINCOLN COUNTY												
Lincoln County District Court	1,470	498	10	35	2,013	1,015	203	354	7	356	3	259,319
MASON COUNTY												
Mason County District Court	1,828	739	150	150	2,867	917	312	630	5	208	8	81,734
OKANOGAN COUNTY												
Okanogan County District Court	3,816	947	293	284	5,340	2,900	299	747	35	278	9	234,491
PACIFIC COUNTY												
North District Court	1,195	279	102	32	1,608	778	112	386	7	102	2	67,835
South District Court	881	326	68	90	1,365	488	185	43	37	459	7	39,671
TOTAL PACIFIC COUNTY	2,076	605	170	122	2,973	1,266	297	429	44	561	9	107,507
PEND OREILLE COUNTY												
Pend Oreille District Court	788	311	52	45	1,196	364	70	270	2	63	0	43,288
PIERCE COUNTY												
Pierce County District Court #1	30,414	2,478	3,455	1,585	37,932	26,065	328	2,792	85	2,684	69	1,007,936
Pierce County District Court #2	1,068	105	19	51	1,243	809	66	262	4	292	3	32,966
Pierce County District Court #3	1,703	601	26	34	2,364	1,377	477	550	0	447	6	72,248
Pierce County District Court #4	1,829	312	8	29	2,178	1,399	55	565	6	269	0	75,906
TOTAL PIERCE COUNTY	35,014	3,496	3,508	1,699	43,717	29,650	926	4,169	95	3,692	78	1,189,056
SAN JUAN COUNTY												
San Juan County District Court	280	65	11	16	372	202	31	162	2	74	1	13,042
SKAGIT COUNTY												
Skagit County District Court #1	2,662	305	129	83	3,179	2,138	102	163	5	111	9	92,926
Skagit County District Court #2	2,675	344	311	102	3,432	2,299	101	182	6	301	5	115,670
Skagit County District Court #3	1,811	377	322	61	2,571	140	105	564	11	260	5	81,012
TOTAL SKAGIT COUNTY	7,148	1,026	762	246	9,182	4,577	308	909	22	672	19	289,608
SKAMANIA COUNTY												
Skamania County District Court	873	334	17	92	1,316	471	64	534	21	200	9	51,642
SNOHOMISH COUNTY												
Cascade District Court	5,204	482	185	83	5,954	3,676	126	1,282	4	239	14	252,867
Everett District Court	20,963	3,138	2,319	520	26,940	16,710	488	6,784	12	1,274	22	784,982
Evergreen District Court	7,905	794	122	110	8,931	4,604	275	1,911	2	2,278	19	353,564
South District Court	6,893	917	2,034	777	10,621	4,655	218	2,975	6	1,286	53	288,092
TOTAL SNOHOMISH COUNTY	40,965	5,331	4,660	1,490	52,446	29,645	1,107	12,952	24	5,077	108	1,679,505
SPOKANE COUNTY												
Cheney District Court	66	40	5	18	129	9	8	63	1	0	0	2,613
Deer Park District Court	92	32	0	0	124	20	14	85	0	30	0	3,641
Millwood District Court	5,348	82	0	0	5,430	1,758	10	3,635	0	296	2	123,490
Spokane District Court	48,660	6,815	5,291	2,164	62,930	23,252	700	29,558	141	5,872	128	1,389,490
TOTAL SPOKANE COUNTY	54,166	6,969	5,296	2,182	68,613	25,039	732	33,341	142	6,198	130	1,519,234
STEVENS COUNTY												
Stevens County District Court	2,457	473	157	229	3,316	59	106	856	16	348	25	160,547
THURSTON COUNTY												
Thurston County District Court	14,834	1,325	651	567	17,377	11,576	402	2,206	39	679	38	487,616
WAHIAKUM COUNTY												
Wahkiakum County District Court	301	103	34	12	450	176	37	198	0	55	7	20,491
WALLA WALLA COUNTY												
College Place District Court	415	76	52	44	587	109	17	276	0	3	0	15,179
Walla Walla District Court	7,389	1,017	323	256	8,985	1,712	355	5,395	9	6	4	218,046
TOTAL WALLA WALLA COUNTY	7,804	1,093	375	300	9,572	1,821	372	5,671	9	9	4	233,225
WHATCOM COUNTY												
Whatcom County District Court	13,724	3,568	892	1,198	19,382	6,446	582	7,602	58	1,256	26	555,043
WHITMAN COUNTY												
Colfax District Court	3,718	116	5	20	3,859	2,720	12	0	1	568	1	108,718
Pullman District Court	1,677	227	19	86	2,009	1,201	35	0	0	403	1	66,096
TOTAL WHITMAN COUNTY	5,395	343	24	106	5,868	3,921	47	0	1	971	2	174,814
YAKIMA COUNTY												
Yakima County District Court	19,912	4,401	4,126	629	29,068	15,640	743	12,249	102	3,318	86	1,027,644
STATE TOTAL	524,379	72,952	46,750	20,911	664,992	319,147	13,613	206,998	1,162	62,655	1,811	\$18,587,005

1. Includes Traffic Violations Bureaus which may, in some cases, not be under administration of the named court.
2. Includes both misdemeanor and felony.

WASHINGTON MUNICIPAL COURTS
REVIEW OF FILINGS AND OTHER TRANSACTIONS
1972 - 1976

	<u>1972</u>	<u>1973</u>	<u>1974</u>	<u>1975</u>	<u>1976</u>
FILINGS					
Traffic	375,657	342,323	337,847	340,782	369,166
Criminal	<u>79,902</u>	<u>80,223</u>	<u>76,628</u>	<u>58,315</u>	<u>60,205</u>
	455,559	422,546	414,475	399,097	429,371
BAIL FORFEITURES					
Traffic	*	*	*	204,135	207,155
Criminal	<u>*</u>	<u>*</u>	<u>*</u>	<u>13,156</u>	<u>12,654</u>
	260,126	234,641	210,431	217,291	219,809
ARRAIGNMENTS					
Traffic	*	*	*	114,222	126,664
Criminal	<u>*</u>	<u>*</u>	<u>*</u>	<u>34,097</u>	<u>38,118</u>
	110,068	111,039	127,167	148,319	164,782
JURY TRIALS	234	214	202	416	390
NON-JURY TRIALS	37,274	39,529	38,349	41,430	44,696
APPEALS	1,466	1,432	1,344	1,702	1,993
RECEIPTS	\$10,516,816	\$9,993,034	\$9,983,342	\$10,997,920	\$12,370,929

*Breakdown not available for years prior to 1975.

WASHINGTON MUNICIPAL COURTS
COURT ACTIVITY FOR 1976

MUNICIPAL COURT	TRAFFIC								CRIMINAL							
	CASES FILED	BAIL FORF.	ARRAIGNMENTS		TRIALS		APPEALS	RECEIPTS	CASES FILED	BAIL FORF.	ARRAIGNMENTS		TRIALS	APPEALS	RECEIPTS	
			GUILTY	NOT GUILTY	JURY	NON-JURY					GUILTY	NOT GUILTY				
ADAMS COUNTY																
Lind	23	10	9	1	0	0	0	\$ 475	0	0	0	0	0	0	\$ 0	
Othello	837	383	304	91	0	0	2	35,257	167	48	74	18	0	0	5,553	
Ritzville	51	28	7	6	0	6	0	2,261	20	9	4	1	1	0	395	
TOTAL ADAMS COUNTY	911	421	320	98	0	6	2	37,993	187	57	78	19	1	0	5,948	
ASOTIN COUNTY																
Asotin	141	70	56	10	0	0	0	3,393	0	0	0	0	0	0	0	
Clarkston	846	131	571	62	0	51	1	20,584	95	3	65	17	12	0	1,286	
TOTAL ASOTIN COUNTY	987	201	627	72	0	51	1	23,977	95	3	65	17	12	0	1,286	
BENTON COUNTY																
Benton City	*	*	*	*	*	*	*	*	*	*	*	*	*	*	*	
Kennewick	3,917	1,563	2,476	435	1	660	9	153,336	675	115	449	216	312	0	7,175	
Prosser	660	396	180	83	0	75	3	24,131	108	29	40	40	35	1	6,477	
Richland	7,106	1,757	2,767	1,015	2	1,525	23	141,770	434	2	169	133	112	14	0	
West Richland	643	403	216	46	0	35	0	19,182	57	0	39	14	16	0	***	
TOTAL BENTON COUNTY	12,326	4,119	5,639	1,579	3	2,295	35	338,419	1,274	146	697	403	475	15	13,652	
CHELAN COUNTY																
Chelan	242	63	151	7	0	7	0	12,438	292	31	245	16	16	0	6,434	
Entiat	9	1	8	0	0	0	0	230	1	0	1	0	0	0	75	
Wenatchee	2,514	1,034	1,185	328	6	195	2	80,152	1,625	194	939	289	146	1	28,859	
TOTAL CHELAN COUNTY	2,765	1,098	1,344	335	6	202	2	92,820	1,918	225	1,185	305	162	1	35,368	
CLALLAM COUNTY																
Forks	355	154	144	61	2	12	0	17,608	212	31	92	71	16	0	10,876	
Port Angeles	1,755	984	560	164	1	163	8	77,344	1,367	810	266	97	97	5	37,164	
Sequim	386	174	102	87	5	93	7	21,015	98	12	34	29	19	0	4,057	
TOTAL CLALLAM COUNTY	2,496	1,312	806	312	8	268	15	115,967	1,677	853	392	197	132	5	52,097	
CLARK COUNTY																
Battle Ground	572	39	486	7	0	6	0	10,787	131	3	96	11	2	0	839	
Camas	537	244	245	63	0	23	0	23,403	494	104	109	47	17	1	7,951	
LaCenter	65	16	18	7	0	2	0	2,514	0	0	0	0	0	0	0	
Ridgefield	128	54	61	9	0	10	1	5,122	43	11	19	5	5	0	1,617	
Vancouver	4,607	1,686	1,469	677	9	358	4	121,125	1,087	158	353	321	155	3	8,201	
Washougal	641	261	296	40	2	54	6	23,999	65	13	24	12	10	0	1,400	
Yacolt	21	3	3	0	0	0	0	356	0	0	0	0	0	0	0	
TOTAL CLARK COUNTY	6,571	2,303	2,578	803	11	453	11	187,306	1,820	289	601	396	189	4	20,008	
COLUMBIA COUNTY																
Dayton	290	68	108	16	0	4	0	6,354	25	13	16	2	2	0	765	
Starbuck	124	59	0	0	0	44	0	3,920	0	0	0	0	4	0	205	
TOTAL COLUMBIA COUNTY	414	127	108	16	0	48	0	10,274	25	13	16	2	6	0	970	
COWLITZ COUNTY																
Castle Rock	198	103	100	30	0	23	1	12,727	4	1	1	1	0	0	0	
Kalama	168	124	16	5	1	12	0	5,889	15	3	10	3	0	0	774	
Kelso	1,638	655	392	140	0	156	0	60,998	407	29	116	90	124	0	0	
Longview	4,263	2,522	1,188	540	38	471	19	208,019	749	121	327	301	186	3	0	
Woodland	467	257	157	50	0	28	1	18,733	62	11	34	9	3	0	2,394	
TOTAL COWLITZ COUNTY	6,734	3,661	1,853	765	39	690	21	306,366	1,237	165	488	404	313	3	3,168	
DOUGLAS COUNTY																
Bridgeport	**	**	**	**	**	**	**	**	**	**	**	**	**	**	**	
East Wenatchee	600	259	181	63	3	43	0	26,937	87	7	29	25	18	0	2,135	
Mansfield	1	0	0	0	0	0	0	30	0	0	0	0	0	0	0	
Waterville	20	8	10	2	0	0	0	463	5	0	1	3	0	0	0	
TOTAL DOUGLAS COUNTY	621	267	191	65	3	43	0	27,430	92	7	30	28	18	0	2,135	
FERRY COUNTY																
Republic	86	42	11	10	0	1	1	3,825	15	3	4	4	0	0	434	
FRANKLIN COUNTY																
Connell	237	68	138	15	0	5	0	12,112	86	25	37	4	3	0	2,379	
Kahlotus	0	0	0	0	0	0	0	0	0	0	0	0	0	0	0	
Mesa	**	**	**	**	**	**	**	**	**	**	**	**	**	**	**	
Pasco	3,682	**	**	**	**	**	**	123,204	684	**	**	**	**	**	**	
TOTAL FRANKLIN COUNTY	3,919	68	138	15	0	5	0	135,316	770	25	37	4	3	0	2,379	
GARFIELD COUNTY																
Pomeroy	111	39	56	9	0	9	1	6,111	9	0	7	1	1	0	145	
GRANT COUNTY																
Coulee City	**	**	**	**	**	**	**	**	**	**	**	**	**	**	**	
Electric City	51	19	29	2	0	0	0	1,225	0	0	0	0	0	0	0	
Ephrata	485	99	294	62	6	33	1	18,187	164	66	83	22	19	0	1,561	
George	1	1	0	0	0	0	0	50	0	0	0	0	0	0	0	
Grand Coulee	260	105	83	43	0	43	1	5,293	78	48	8	9	6	0	895	
Mattawa	7	1	5	1	0	6	0	185	1	0	1	0	1	0	25	
Moses Lake	2,517	897	1,219	212	0	50	1	66,289	402	108	150	25	14	0	6,682	
Quincy	354	64	21	21	15	243	1	14,470	147	9	6	9	113	3	7,099	
Soap Lake	36	6	0	0	0	0	0	941	13	0	0	0	0	0	228	
Warden	368	206	55	27	0	0	0	13,402	69	12	0	8	0	0	1,807	
TOTAL GRANT COUNTY	4,079	1,398	1,706	368	21	375	4	120,042	874	243	248	73	153	3	18,297	

* Benton City statistics included with West Richland.
** Information incomplete or not available.
***Included in traffic revenue.

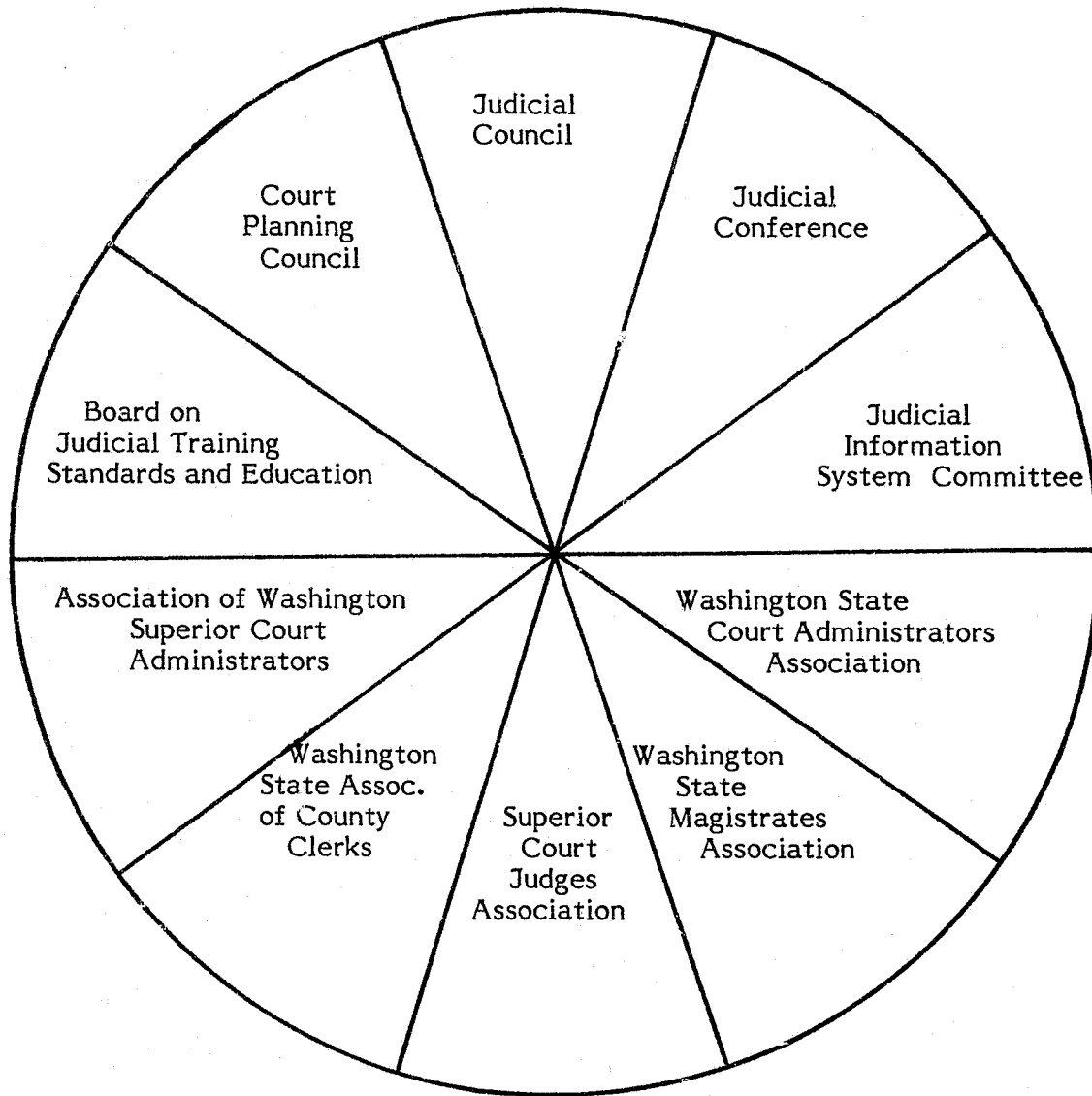
WASHINGTON MUNICIPAL COURTS
COURT ACTIVITY FOR 1976

MUNICIPAL COURT	TRAFFIC								CRIMINAL							
	CASES FILED	BAIL FORF.	ARRAIGNMENTS		TRIALS			RECEIPTS	CASES FILED	BAIL FORF.	ARRAIGNMENTS		TRIALS	APPEALS	RECEIPTS	
			GUILTY	NOT GUILTY	JURY	NON-JURY	APPEALS				GUILTY	NOT GUILTY				
Davenport	43	25	0	0	1	5	0	\$ 1,696	22	4	0	0	4	0	\$ 222	
Harrington	5	3	0	0	0	1	0	275	3	1	0	0	2	0	83	
Odessa	0	0	0	0	0	0	0	0	0	0	0	0	0	0	0	
Reardan	16	13	0	0	0	0	0	422	23	13	0	0	0	0	125	
Sprague	0	2	0	0	0	0	0	50	18	11	0	0	0	0	220	
Wilbur	0	0	0	0	0	0	0	0	12	7	0	0	0	0	95	
TOTAL LINCOLN COUNTY	64	43	0	0	1	6	0	2,443	78	36	0	0	6	0	745	
MASON COUNTY																
Shelton	519	180	170	56	3	64	2	28,129	204	40	70	33	50	1	6,832	
OKANOGAN COUNTY																
Brewster	*	*	*	*	*	*	*	*	*	*	*	*	*	*	*	
Coulee Dam	136	96	33	5	0	3	0	3,904	15	11	3	0	0	0	244	
Eller City	80	84	0	0	0	0	0	2,093	0	0	0	0	0	0	0	
Nespelem	20	4	16	0	0	0	0	320	12	4	0	0	8	0	335	
Okanogan	253	124	98	17	0	12	0	24,036	84	30	23	8	14	0	1,741	
Omak	468	*	*	*	*	*	*	39,995	255	*	*	*	*	*	0	
Oroville	299	152	91	21	0	21	0	16,757	276	65	144	27	25	0	7,389	
Pateros	15	2	13	0	0	5	0	1,880	2	0	2	0	0	0	140	
Riverside	0	0	0	0	0	0	0	0	0	0	0	0	0	0	0	
Tonasket	61	29	29	3	0	0	0	4,347	38	13	24	1	0	0	2,268	
Twisp	3	5	2	1	0	2	0	190	0	0	0	0	0	0	0	
Winthrop	43	33	16	8	0	10	0	1,920	1	0	0	1	1	0	0	
TOTAL OKANOGAN COUNTY	1,383	519	298	55	0	53	0	95,442	683	123	196	37	48	0	12,117	
PACIFIC COUNTY																
Ilwaco	60	22	16	2	0	2	0	2,183	8	2	1	4	0	0	325	
Long Beach	250	90	88	19	0	12	2	7,054	33	1	19	3	6	0	677	
Raymond	*	*	*	*	*	*	*	*	*	*	*	*	*	*	*	
South Bend	176	42	57	8	0	33	0	13,599	70	6	28	4	0	0	0	
TOTAL PACIFIC COUNTY	486	154	161	29	0	47	2	22,836	111	9	48	11	6	0	1,002	
PEND OREILLE																
Ione	13	4	0	3	0	1	0	518	2	0	1	1	1	0	93	
Metaine	8	4	1	0	0	0	0	435	0	0	0	0	0	0	0	
Metaine Falls	24	8	6	2	0	1	0	656	5	0	4	1	0	0	219	
Newport	123	50	34	7	0	10	0	5,425	20	3	10	3	3	0	643	
TOTAL PEND OREILLE COUNTY	168	66	41	12	0	12	0	7,034	27	3	15	5	4	0	955	
PIERCE COUNTY																
Bonney Lake	536	372	18	46	7	35	0	17,650	74	7	17	20	25	4	2,344	
Buckley	528	375	94	78	4	73	0	25,607	170	21	44	53	41	0	6,088	
Carbonado	0	0	0	0	0	0	0	0	1	0	1	0	0	0	25	
Dupont	139	122	11	4	0	15	0	5,790	0	0	0	0	0	0	0	
Eatonville	502	440	29	44	6	72	0	14,784	46	24	9	13	19	0	1,255	
Fife	1,162	679	287	120	0	167	3	87,889	202	27	58	50	20	1	4,687	
Fircrest	892	600	22	1	0	39	0	32,874	137	58	6	13	8	0	1,453	
Gig Harbor	*	*	*	*	*	*	*	*	*	*	*	*	*	*	*	
Milton	492	400	0	67	0	53	0	27,889	13	5	0	7	2	0	335	
Orting	191	106	39	23	1	24	0	8,564	82	19	16	21	14	0	2,635	
Puyallup	1,346	1,080	126	168	0	153	6	52,326	265	89	73	129	97	7	16,844	
Roy	359	172	42	22	0	33	0	10,169	9	0	3	4	0	0	325	
Ruston	96	67	14	4	0	4	0	2,692	5	1	5	0	0	0	335	
Steilacoom	293	288	23	14	0	24	0	9,941	18	14	7	2	2	0	1,095	
Sumner	610	478	30	51	0	31	0	22,419	74	43	10	21	9	0	3,085	
Tacoma	20,260	7,658	2,423	1,096	2	1,156	42	248,536	6,185	537	1,069	1,295	508	55	304,048	
Wilkeson	13	6	2	2	1	7	0	1,117	2	0	2	0	0	0	0	
TOTAL PIERCE COUNTY	27,019	12,843	3,160	1,812	21	1,886	51	568,247	7,283	845	1,320	1,628	745	67	344,554	
SAN JUAN COUNTY																
Friday Harbor	120	62	5	2	0	33	6	4,715	19	13	1	2	5	0	1,506	
SKAGIT COUNTY																
Anacortes	1,406	926	21	26	0	26	0	31,236	192	80	13	8	8	2	2,717	
Burlington	248	210	56	3	0	3	0	13,186	63	47	17	2	0	0	3,693	
Concrete	79	57	19	7	0	0	0	3,399	9	2	5	2	0	0	245	
LaConner	127	87	27	11	0	36	0	8,214	8	2	5	0	7	0	675	
Mount Vernon	1,405	1,285	20	43	0	162	0	57,832	583	160	11	48	155	0	27,933	
Sedro Woolley	807	600	105	36	0	25	0	27,415	188	55	55	41	36	0	5,725	
TOTAL SKAGIT COUNTY	4,072	3,165	248	126	0	252	0	141,282	1,043	346	106	101	206	2	40,988	
SKAMANIA COUNTY																
North Bonneville	99	78	18	3	0	1	1	3,349	9	2	7	0	1	0	580	
Stevenson	92	38	41	24	0	27	0	4,212	17	5	12	5	2	0	698	
TOTAL SKAMANIA COUNTY	191	116	59	27	0	28	1	7,561	26	7	19	5	3	0	1,278	
SNOHOMISH COUNTY																
Arlington	491	281	138	61	0	27	1	25,797	111	14	32	42	17	0	5,794	
Brier	607	304	145	127	1	78	3	18,078	32	2	18	16	12	0	952	
Darrington	185	111	49	20	1	18	0	11,050	27	5	10	12	7	1	1,476	
Edmonds	2,821	1,939	422	311	0	384	7	101,103	476	205	81	77	111	1	9,613	
Everett	8,974	7,771	577	633	2	210	5	194,727	961	224	323	385	107	1	34,272	
Gold Bar	202	136	0	1	0	37	0	3,685	3	2	0	1	3	0	24	
Granite Falls	326	185	76	41	0	27	1	20,032	49	6	17	12	7	0	2,558	
Index	0	0	0	0	0	0	0	0	1	1	0	0	0	0	0	
Lake Stevens	253	200	13	21	0	23	0	7,590	4	1	0	4	0	0	10	
Lynnwood	2,458	1,509	425	465	1	307	6	87,699	528	65	102	295	158	3	13,510	

*Information incomplete or not available.



**JUDICIAL ADMINISTRATIVE COMMITTEES,
INSTITUTIONS AND ORGANIZATIONS**



**JUDICIAL ADMINISTRATIVE COMMITTEES,
INSTITUTIONS and SUPPORT ORGANIZATIONS**





JUDICIAL ADMINISTRATIVE COMMITTEES, INSTITUTIONS, AND ORGANIZATIONS

Members of the judicial community provide the direction and expertise necessary to improve the administration of the courts in the state. This section of the Annual Report is written in recognition of the people who in 1976 volunteered their time and efforts for the improvement of the Washington court system.

BOARD ON JUDICIAL TRAINING STANDARDS AND EDUCATION

Development and implementation of in-state training programs is the responsibility of the Board on Judicial Training Standards and Education. The Board was established pursuant to Ch. 94, Laws of 1974, 1st Ex. Sess. which created the Washington State Criminal Justice Training Commission. In order to prevent any infringement on the judiciary's powers, the Board on Judicial Training Standards and Education has adopted a "voluntary compliance" relationship with the Commission. The Board has agreed to follow LEAA guidelines for program development but it has reserved the right not to comply with any Commission policy or procedure which the Board might construe as improper under the doctrine of separation of powers.

The nine Board members are appointed by the Chief Justice of the Supreme Court. In 1976 Judge Charles V. Johnson, Seattle Municipal Court, served as Chairman of the Board and Judge Frank H. Roberts, King County Superior Court, served as Vice-Chairman. The other Board members were:

Hon. Robert J. Bryan,
Kitsap County Superior Court

Hon. Dale M. Green,
Court of Appeals, Division III

Hon. John W. Schumacher,
Grays Harbor County Superior Court

Hon. Philip J. Thompson,
Spokane County District Court

Hon. Robert F. Utter,
Supreme Court

Hon. James F. Wickwire,
Grant County District Court

Mr. Phillip B. Winberry
Administrator for the Courts

The goals of the Board are:

- To provide all new judges with an orientation program immediately before or after taking office;
- To provide all incumbent judges continuing education programs;
- To provide orientation and continuing education for court support personnel.

In order to achieve these goals, the Board works with the education committees of the judicial and court support associations. The operational policies and procedures adopted by the Board in 1976 further encourage cooperation with the associations in long range planning and development of meaningful educational programs and manuals.

State training sessions conducted during the year included:

Appellate Judges Seminar: Jurisprudence and Constitutional Law

April 26-28, 1976

Trial Court Judges Orientation to the Judiciary
January 5-10, 1976

Regional Seminars on the New Criminal Code for Trial Judges
February 13-14, 1976
February 20-21, 1976
February 27-28, 1976

Judges of Limited Jurisdiction Courts Evidence Seminar
April 21-23, 1976

Continuing Education Program, Fall Magistrates' Conference
September 27-28, 1976

Clerks of Courts of Unlimited Jurisdiction, Civil Procedures Session
April 14-15, 1976

New Criminal Code & Appellate Process
April 29, 1976
May 13, 1976 (repeated)

Clerks of Limited Jurisdiction Management Program on Personnel
April 28-30, 1976

Basic Traffic & Criminal Education
May 25-26, 1976
May 26-27, 1976 (repeated)

Civil Procedures Program
October 6-7, 1976

Advanced Traffic & Criminal Education
October 27-28, 1976

The Board also arranged for the publication and distribution of training manuals. These included a new Criminal Code Manual, for all trial judges, a Superior Court Criminal Benchbook, and a Judgment Manual for superior court clerks.

COURT PLANNING COUNCIL

On October 15, 1976, President Gerald R.

Ford signed the legislation reauthorizing the Omnibus Crime Control and Safe Streets Act of 1968. Included in the bill were numerous court provisions requiring the judiciary to take affirmative responsibility for planning. The Act requires judicial representation on state planning agencies, authorizes additional federal support for state courts, promotes court improvement efforts, and provides for the formation and funding of judicial planning councils.

Anticipating passage of the LEAA Act, Chief Justice Charles F. Stafford appointed an ad hoc committee to organize a court planning council. In December 1976, the Supreme Court appointed Council members from lists of nominees submitted by the various judicial associations and organizations in the state.

The Court Planning Council members are:

Mr. Claire Abel
Juvenile Probation Officers Assoc.

Ms. Kay Anderson
WA State Association of County Clerks

Mr. Court Fawver
WA State Court Administrators Assoc.

Hon. P. Brice Horton
WA State Magistrates Association

Hon. Lawrence Leahy
WA State Superior Court Judges' Assoc.

Hon. George T. Mattson
WA State Magistrates Association

Hon. James B. Mitchell
WA State Superior Court Judges' Assoc.

Hon. Ray E. Munson
Court of Appeals

Hon. Stanley C. Soderland
WA State Superior Court Judges' Assoc.

Hon. Charles F. Stafford
Supreme Court

Mr. Lewis P. Stephenson
Assoc. of Washington State Superior
Court Administrators

Hon. Philip J. Thompson
WA State Magistrates Assoc.

Hon. Robert F. Utter, Chairman
Supreme Court

Mr. Phillip B. Winberry
State Court Administrator

As of January 1, 1977, the Council will be responsible for approving an annual judicial plan. The plan will contain a comprehensive outline of priorities for the improvement and coordination of all aspects of the system including a description of general needs and problems, existing systems, available resources and identification of organization systems and administrative machinery for implementing the plan.

In addition, the Court Planning Council, with staff assistance from the Planning Division of the Office of the Administrator for the Courts, shall:

- . Establish priorities for the improvement of the courts.
- . Review and critique the judicial planning process.
- . Review and approve all federally funded programs and projects, state or local, which impact the judiciary.
- . Assure that federal funds are not used to supplant state or local efforts.
- . Encourage units of general local government to combine or provide for cooperative arrangements with respect to services, facilities, and equipment needed for courts.

JUDICIAL INFORMATION SYSTEMS COMMITTEE

In 1976 the Supreme Court promulgated the Judicial Information System Committee (JISC) Rules 98 Wn. 2d. 1124-1131. The Rules established a 22 member committee responsible for directing the design and operation of a statewide judicial information system. The committee members, appointed from names submitted to the Supreme Court by representative groups and associations from within the judicial system, include judges, clerks, and administrators from all court levels, a prosecutor, a bar member, a lay citizen, and the Director of the Washington State Data Processing Authority.

Justice Robert F. Brachtenbach is the Committee Chairman with Mr. Claire Abel as the vice-chairman. The other Committee members are as follows:

Mr. James Boldt
Assoc. of WA St. Superior Ct. Adm.

Ms. Bea Boone
WA State Court Admin. Assoc.

Mr. John J. Champagne
Supreme Court Clerk's Office

Mr. Clinton DeGabrielle
WA State Data Processing Authority


Mr. Henry R. Dunn
WA St. Assoc. of Prosecuting Atty.

Mr. Miles Eslick
WA State Assoc. of County Clerks

Mr. Vernon Fishback
WA State Court Admin. Assoc.

Hon. George T. Mattson
WA State Magistrates Association

Mr. Charles McNurlin
Lay Citizen



CONTINUED

1 OF 2

Ms. Betty Mullen
WA State Assoc. of County Clerks

Mr. Edward J. Novak
WA State Bar Association

Hon. Harold J. Petrie
The Court of Appeals, Division II

Mr. Gordon D. Shibsted
WA State Court Admin. Assoc.

Hon. Del Cary Smith, Jr.
Superior Court Judges Association

Hon. Stanley C. Soderland
Superior Court Judges Association

Hon. Walter Stauffacher
Superior Court Judges Association

Hon. Philip J. Thompson
WA State Magistrates Association

Mr. Phillip B. Winberry
Administrator for the Courts

Hon. W. Laurence Wilson
WA State Magistrates Association

The newly created JIS Committee appointed two ad hoc committees to coordinate the development and implementation of the Appellate Courts Records and Data System (ACORDS) and the Superior Court Management Information System (SCOMIS) pilot projects.

Plans for 1977 include the appointment of two additional ad hoc committees to coordinate automated data processing projects in juvenile and limited jurisdiction courts.

JUDICIAL COUNCIL

The Washington Judicial Council, created by statute in 1925, is responsible for advising the judiciary, the legislature, and

the Governor on the administration of justice in the state. The Judicial Council has the statutory obligation to periodically review the judicial business of Washington courts and continuously examine statutes and rules of pleading, practice and procedure. This process is conducted with a view towards formulating and recommending changes in those areas where a need is believed to exist.

The Council's members, who represent all three branches of government, serve to provide a balanced consideration of all proposals. Council members do not receive compensation for their services.

In accordance with the statute, Chief Justice Charles F. Stafford served as Chairman of the Council, Professor Luvern V. Rieke of the University of Washington served as Executive Secretary, and Mr. C. Bolden, State Law Librarian, served as Recording Secretary.

Council members in 1976 were:

Mr. George W. Clarke
Member of the Senate, Seattle

Hon. Gerard Fisher
District Court, Kitsap County

Mr. Pete Francis, Chairman
Senate Judiciary Committee

Mr. Slade Gorton
Attorney General

Ms. Jeannette Hayner
Member of the House

Mr. Ray Van Hollebeke
Member of the Senate

Hon. Francis E. Holman
Superior Court, King County

Mr. Walt O. Knowles, Chairman
House Judiciary Committee

Mr. Walter G. Meyer
Attorney at Law

Mr. Lewis H. Orland, Dean
School of Law, Gonzaga University

Hon. Vernon R. Pearson
Court of Appeals, Division II

Mr. Don Perry
Pierce County Clerk

Mr. Edmund B. Raftis
Attorney at Law

Mr. Dan Reaugh
Attorney at Law

Mr. Richard S. L. Roddis, Dean
School of Law, University of
Washington

Mr. Wallace M. Rudolph, Dean
School of Law, University of
Puget Sound

Mr. Robert E. Schillberg
Prosecuting Attorney,
Snohomish County

Mr. George Shucklin
Attorney at Law

Hon. Herbert A. Swanson
Court of Appeals, Division I

Ms. Lorraine Wojahn
Member of the House

Hon. Charles T. Wright
Supreme Court

Judicial Council recommendations covering court rules and legislation are detailed in the Twenty-fifth Biennial Report of the Judicial Council of the State of Washington and can be obtained from the Judicial Council, 504 Condon Hall, University of Washington, Seattle, Washington 98195.

WASHINGTON JUDICIAL CONFERENCE

The Washington Judicial Conference, created by statute in 1957, meets annually, on call of the State Supreme Court, for the consideration of matters relating to judicial business, the improvement of the judicial system, and the administration of justice. The Conference, by statute, is composed only of judges of the courts of record, however, all full-time judges of the courts of limited jurisdiction are customarily invited to attend the annual meeting. The Administrator for the Courts, serves as Executive Secretary of the Conference.

In an effort to promote more efficient judicial operations and unity of purpose, the judges meet in committees throughout the Conference and give committee reports to the membership as a whole. Educational lectures are also incorporated into the Conference to discuss new legislation, court decisions, and other topics of interest to the judiciary.

The 20th Annual Judicial Conference was held September 12-15 at the Ridpath Hotel in Spokane.

The 1977 Judicial Conference will be held at the Greenwood Inn, Bellevue, on September 11-14.

SUPPORT ORGANIZATIONS

The judicial and court support personnel associations in the state provide a medium for the exchange of ideas and information and a forum that encourages the members to pool their expertise.

Listed below are the organizations and their presidents to whom questions regarding the organization should be directed:

Superior Court Judges Association
Hon. Willard J. Roe, President
Spokane Co. Superior Court
West 1116 Broadway
Spokane, Washington 99201

Washington State Magistrates Association
Hon. George T. Mattson, President
Renton District Court
Fifth Floor, Municipal Building
Renton, Washington 98055

Washington State Association of County
Clerks
Mr. Miles P. Eslick, President
Spokane County Clerk
West 1116 Broadway
Spokane, Washington 99201

Association of Washington Superior Court
Administrators
Ms. Myrth Miller, President
Kitsap Co. Superior Court Admin-
istrator
County Administration Building
Port Orchard, Washington 98266

Washington State Court Administrators
Association
Ms. Lorraine Nelson, President
Bellevue District Court
300 - 120th Avenue, Northeast
Bellevue, Washington 98005





**REPORT OF THE
ADMINISTRATOR FOR THE COURTS**

SUPREME COURT

ADMINISTRATOR FOR THE COURTS

RESEARCH & STATISTICS DIVISION

- Compile data on court operations
- Prepare statistical reports for the judiciary, legislature, etc.

INFORMATION SYSTEMS DIVISION

- Develop automated data processing systems for the state's courts.
- Provide computer services and technical assistance for special court-related projects.

PLANNING & OPERATIONS DIVISION

- Identify problems affecting court operations
- Help plan and develop projects and procedures to improve the court system
- Obtain and manage federal and state grants.

FISCAL ADMINISTRATION

- Prepare and submit state budget for the courts
- Maintain fiscal records and process payments and payroll for state funded court operations.

COURT SERVICES

- Public Information
- Judicial Education
- Legislative Monitoring
- Coordinating Services for Visiting Judge Program, Judicial Conference and Magistrates Association



REPORT OF THE ADMINISTRATOR FOR THE COURTS

The Office of the Administrator for the Courts, established by the Legislature in 1957, operates under the supervision and direction of the Chief Justice of the Supreme Court, to study the operations of the courts of the state and to make recommendations for their improvement. Consistent with RCW 2.56.030, the Administrator for the Courts is responsible to the Supreme Court for the execution of the administrative policies and rules as applicable to the Washington judicial system.

In general, the Office of the Administrator for the Courts performs the following functions:

- . Collects and compiles meaningful statistics;
- . Develops and promotes modern management procedures to accommodate the needs of the state's courts;
- . Continuously studies and evaluates information relating to the operations and administrative methods of the judicial system;
- . Provides pertinent substantive and procedural information to the members of the judicial community, the other branches of government and to the general public; and
- . Prepares and submits budget and accounting estimates relating to state appropriations for the judicial system.

During 1976, the Office of the Administrator for the Courts rendered many diverse services to the increasingly complex court system of the State of Washington. The following sections depict the activities and accomplishments of the past year and suggest future developments.

RESEARCH AND STATISTICS DIVISION

The Research and Statistics Division of the Office of the Administrator for the Courts is responsible for the collection, maintenance, analysis and reporting of statistical information pertinent to the operation of the state's courts.

In addition to compiling statistical materials for the annual report, the Division prepares reports on subjects of interest to the judiciary and legislature, as well as to other departments of the Administrator's Office. During 1976, several statistical studies were undertaken including an evaluation of proposed legislation for new judgeships in King, Lewis and Cowlitz, Counties.

Efforts were also made in the development of a weighted caseload system which will provide a reliable, quantitative technique for evaluating the judicial manpower needs of the superior and district courts of Washington. A study conducted by The National Center for State Courts, under a Law Enforcement Assistance Administration grant obtained through the Office of the Administrator for the Courts, compiled information concerning the time required to perform the numerous judicial functions. The project, which is scheduled for completion in the early months of 1977, has drawn nationwide interest and, should serve as an example of modern court management across the country.

Upon completion of the Weighted Caseload Study, statistical reporting forms for all court levels will be redesigned. A study will be conducted to revise the reporting requirements for the courts of the state and to insure the statistical

information gathered on the courts' operations is complete, meaningful and based on a set of uniform definitions and collection methods.

INFORMATION SYSTEMS DIVISION

In the past year, the Administrator for the Courts has placed special emphasis on the development of judicial information systems which will eventually save time and money for the courts of the state.

The Information Systems Division (ISD) of the Office of the Administrator for the Courts provides technical assistance and staff support to the Judicial Information Systems Committee. (See Judicial Administrative Committees).

During 1976, the ISD was involved in the planning, development and implementation of the following projects:

Appellate Courts

A discretionary LEAA grant through the State Judicial Information System (SJIS) project was submitted which proposed funding the initial design and implementation of a judicial information system for the Supreme Court and the three divisions of the Court of Appeals. Late in the year the grant was approved and work on the project is scheduled to begin in January, 1977.

Superior Courts

Operational planning for the Superior Court Management Information System (SCOMIS) continued throughout the year, and Yakima County was selected for the Phase I pilot project site. In preparation for the early 1977 implementation of the SCOMIS project, two documents were developed. The Requirements Survey and the External Design Document detailed the system design and implementation

procedures of the automated case indexing system to be initiated in the Yakima County Clerk's Office. The indexing system will record basic information such as the case number and the names of the plaintiffs, defendants, and attorneys, for all types of court cases. The new automated process will enable the Clerk's office to expeditiously retrieve both operational case data and statistical information. Copies of the project documents are available through the Office of the Administrator for the Courts.

Courts of Limited Jurisdiction

The ISD continued to assist the Alcohol Emphasis (DWI Countermeasures) Program in Chelan, Clark, Grays Harbor, Kitsap and Whatcom Counties. The Division compiled local data on alcohol related offenses and reported the findings back to the courts and other involved agencies.

Another project focused on the development of data input tools for local courts. Thurston and King County District Courts implemented procedures on simple automated data input devices. These machines, the IBM 3741 system, print notices, disposition tags, documents, receipt information, and some limited accounting data. On an interim basis, the automated procedure will be beneficial to most of the courts of limited jurisdiction in the state.

Plans for 1977 include the implementation of Phase I of the SCOMIS project and parts of the Appellate Courts project, continued development of data processing capabilities in the courts of limited jurisdiction and the initiation of a requirements survey for the juvenile courts. It is hoped that these projects will provide modern business management tools to the courts and thereby alleviate the burden on the state's overworked judicial and court administrative resources.

PLANNING AND OPERATIONS DIVISION

Court planning requires identifying problems in the state's courts, determining solutions to the problems, finding means to implement the solutions, and finally evaluating the effectiveness of the solutions. The Planning and Operations Division of the Office of the Administrator for the Courts is involved in all stages of court planning in Washington.

During the past year, the Division, which provides staff assistance to the Courts Planning Council, (see Judicial Administrative Committees) developed a survey and met with judges and court personnel in each of the counties of the state to identify problem areas, programs, goals and objectives for each court level. The Court Planning Council will review the data collected by the staff and develop plans and objectives for the judiciary on a yearly basis.

In addition, the Division wrote grants for and administered projects funded by the Law Enforcement Assistance Administration (LEAA) and the Traffic Safety Commission. Grants for the Appellate Screening Unit and Weighted Caseload Study are discussed in preceding sections of this annual report. At the request of the Superior Court Judges Association, the Division obtained LEAA funding to develop a Criminal Benchbook. A special committee, composed of five superior court judges, the Administrator for the Courts, and representatives from the Association of Prosecuting Attorneys and the Washington Defenders Association, was established to oversee the development of the benchbook. The Western Regional Office of the National Center for State Courts was the contractor for the project and provided research and technical assistance to the Benchbook Committee.

The Benchbook, which outlines procedures and forms used in criminal proceedings, was used in the orientation session for new Washington judges. With the approval of the Board on Judicial Training Standards and Education, funds for printing the Benchbook were obtained from the Washington Criminal Justice Training Commission. Copies are currently being printed for distribution to judges throughout the state.

The Planning staff also secured a LEAA grant to fund the research and technical staff of the Judicial Article Task Force. The special task force, under the Senate Judiciary Committee Chairman, was charged with the responsibility of drafting a Judicial Article to replace Article IV of the State Constitution and to prepare implementing legislation for submission to the Legislature in January 1977. The Administrator for the Courts participated on the Task Force, and the Western Regional Office of the National Center for State Courts provided the technical staff for the project.

As part of the 1975 and 1976 court planning effort, the Office of the Administrator for the Courts worked with the Seattle Municipal Court and the Department of Motor Vehicles in the development of the Special Adjudication for Enforcement (SAFE) program. Funded by the Department of Transportation, the SAFE program served as a pilot project providing special adjudication of mandatory traffic cases which did not carry a jail sentence.

Preliminary evaluations of the program indicate crowded court conditions have been somewhat relieved, and the number of traffic fatalities and traffic accidents have been reduced. In addition, revised

court hearing procedures, which do not require the appearance of law enforcement officers, have saved court time and expense.

Although funding of the SAFE program has been taken over by the Seattle City Council, some King County District Courts and one Snohomish County District Court have expressed interest in establishing similar programs. The Administrator's office will continue planning for the proposed projects through 1977.

The Planning staff also obtained and administered a Washington State Traffic Safety Commission grant to conduct a facility survey of all municipal and district courts in the state. To compile information concerning the size, age, conditions and cost of the courts, the project consultants, Boeing Computer Services, Inc., sent questionnaires to the courts and visited approximately 30 courthouses. The advisory committee for the study was composed of representatives from the Washington State Magistrates Association, Washington State Court Administrators Association, Washington State Association of Prosecuting Attorneys, Washington State Superior Court Clerks, Superior Court Administrators, Washington State Chiefs and Sheriffs, Washington State Bar Association and the Washington Defender Association. The final project report included a quality analysis of court facilities in the state, recommendations on minimum standards for courtrooms, chambers, and support services, and a formula for updating fair rental values.

Funding from the Washington Traffic Safety Commission was also secured by the Administrator for the Courts to provide additional personnel and a mandatory offender tracking system to the courts in counties participating in the Alcohol Emphasis Program.

The Program, which was initially developed in Chelan and Kitsap Counties, sought to reduce alcohol-related traffic accidents and deaths in Clark, Grays Harbor, Spokane and Whatcom Counties. The projects will continue through October 1977, when an evaluation will be conducted to determine the feasibility of further support.

In addition to providing staff support to the Court Planning Council and managing projects funded by LEAA and the Traffic Safety Commission, the Planning and Operations Division of the Administrator for the Courts researches and develops procedures for specific problems affecting the state's courts.

The results of a 1975 Courthouse Security Study, in which every courthouse in the state was analyzed and evaluated for architectural, operational and technological security measures, indicated the need for a courthouse security manual. Therefore, in 1976 the Court Administrator's staff prepared such a manual for review by the Superior Court Judges' Courtroom Security Committee and the Supreme Court Justices' Security Committee. The manual contains information on emergency measures (alarms and devices which can be utilized), emergency procedures (movement control, first aid, key control) and hiring guidelines for security personnel.

During the past year, a new format for the uniform citation/complaint also was developed by the Administrator for the Courts in cooperation with a task force consisting of court clerks and judges of courts of limited jurisdiction, county prosecutors, bar association members, law enforcement officers, a Department of Motor Vehicles representative, state auditor officers, and other support staff.

After the successful completion of a pilot project using the new forms, the Supreme Court amended the court rules JCrR 2.01 and JTR T2.01 to include the revised uniform complaint/citation procedures. Law enforcement, courts, and rehabilitation personnel will be required to use the procedures as of January 1, 1977.

Likewise, a survey of forms utilized by the superior courts will be undertaken in 1977. After sorting the forms by subject matter, a consultant will identify obsolete forms on a county-by-county basis. Recommendations for standardized forms in criminal, civil, probate, juvenile and administrative areas will be supplied to each county.

COURT SERVICES

Throughout 1976, the Office of the Administrator for the Courts promoted education and communication within the judicial community, advised the general public of the operations and problems of the judicial system and provided coordinating services to the courts of the state.

Judicial Education

Staff assistance for the development of in-state education programs and training materials was provided to the Board on Judicial Training Standards and Education and to the judicial and other court personnel associations. A Law Enforcement Assistance Administration grant for \$60,000 also was obtained and extended through May 1977 to enable judges and court administrative personnel to participate in national education programs. By the end of 1976 the travel expenses, per diem, and tuition costs for fifty-nine attendees had been covered by the LEAA grant and five other participants from courts of limited jurisdiction were funded through a \$4,600 grant from the Washington State Traffic Safety Commission.

Public Information

To improve public understanding of the court system and maintain communications between the many courts of Washington, the position of Judicial Information Specialist was established in 1976.

Steps were taken to coordinate the development of a comprehensive information system for the judiciary. The monthly "Washington Judicial Newsletter," which keeps the judicial community informed of pertinent national and local court news, was revised and expanded. Media relations were promoted and news releases were prepared for court-related educational events. At the direction of the Chief Justice, statewide news coverage of the Annual Judicial Conference was encouraged and will continue as an integral part of the Conference activities.

Staff assistance was also provided to community groups and organizations interested in law-related education. Efforts were made to coordinate statewide "Law Day" activities, especially at the high school level. Members of the judiciary, bar, and law enforcement aided in the development of a mock trial pilot project for future use at the state level. Further coordination with state and local organizations, including the Superior Court Judges Courts and Community Committee, is anticipated in 1977.

Magistrates' Court Coordinator

At the request of the Washington State Magistrates Association, on October 1, 1976, the position of Magistrates' Court Coordinator was established in the Office of the Administrator for the Courts.

As Executive Secretary for the Magistrates' Association, the Coordinator pro-

vides staff assistance to the Association and promotes communication between judges of limited jurisdiction courts as well as between the Magistrates and the other court associations.

In addition, throughout the 1977 Legislative session, the Magistrate Court Coordinator will be responsible for monitoring court related legislation and for the weekly publication of a legislative bulletin.

Visiting Judge Program

Under the supervision and direction of the Chief Justice of the Supreme Court, the Court Administrator's Office continued to coordinate the visiting judge program in the state. The program, which strives to insure maximal use of Washington's limited judicial resources, is utilized in the following three situations.

- disqualification of the resident judge or judges,
- illness, death or other reason for absence, and
- relief of congested dockets.

The ever-increasing caseloads in the superior courts of the state have seriously affected the visiting judge program. The increases have left judges in the smaller jurisdictions with little time to provide assistance to the metropolitan areas which, traditionally, have had heavier caseloads. In 1976, visiting judge time given was 882 days as compared to 943.5 in 1975 and 929.5 days in 1974 and 1,156 days in 1973. This has added 4.1 judge years to the operation of the superior courts. In addition, the superior courts were able to utilize 770.2 days of pro tem time, a service rendered by retired judges and active members of the bar.

FISCAL ADMINISTRATION

Finance and Budget

The Administrator for the Courts is responsible for not only the financial operations of the Supreme Court, the Court of Appeals, and its own organization, but also for the payment of one-half the salary of superior court judges. Payroll, purchasing, processing travel claims, personnel record-keeping, reports to grant agencies and other related activities are administered by the fiscal office of the Court Administrator.

Likewise, the biennial budgets and yearly allotments of the above agencies are prepared by the fiscal office for inclusion in the Governor's Budget request.

Judicial Retirement Program

Judges of courts of record in the state of Washington can be members of one of two retirement systems. The Budget and Finance Office processes retirement forms for new judges and maintains their service records. The first system, the Retirement of Judge Act passed in 1937 (RCW 2.12), requires that 6½% be deducted from the judge's salary, which sum is matched by an equal contribution from the State general fund. Other salient provisions are: Judges can retire (1) after 18 years of service, (2) after 10 years of service and attaining the age of 70, or (3) after 10 years of service and upon becoming permanently incapacitated, physically or otherwise. Under this Act there are no limitations on the amount of a retired judge's employment income.

The second retirement act, the Judicial Retirement System, was created by the 1971 Legislature (RCW 2.10) and became effective August 9, 1971. Judges covered under the first or "old" system had the

option of transferring to the "new" system before September 1, 1972. This means that ultimately all judges of courts of record will be covered under the 1971 Judicial Retirement System. Pertinent provisions of the "new" system are: (1) judges contribute 7½% of their salary and the state contributes an equal amount on a quarterly basis; (2) a judge may retire at the age of 60 years after 15 or more years of service, and must retire at the end of the calendar year in which age 75 is attained; and, (3) a judge may retire for disability after 10 years of service. Another significant provision of the new system affects retired judges who have income from employment other than that excluded by statute. Any such retired judge shall have his retirement benefit reduced by the amount that his combined


retirement benefit and employment income exceed the current monthly salary paid to a judge of the court level from which the judge retired.

Most judges in the courts of limited jurisdiction are covered by the provisions of the Public Employees Retirement System.

Members of this system contribute 6% of their total salary and this is matched by the employer contribution of 7.0%.

Anyone desiring more information concerning the Judicial Retirement System or the Public Employees Retirement System should communicate with Mr. Robert L. Hollister, Jr., Retirement Board Director, 1025 East Union, Olympia, Washington 98504.

LEGISLATION AFFECTING THE COURTS



LEGISLATION AFFECTING THE COURTS

LEGISLATION ENACTED INTO LAW

Municipal Court Judge Qualifications (HB 1257)

Ch 35, Laws of 1975, 2nd Ex. Sess.

Removes the requirement that attorneys appointed as municipal court judges in cities with a population of 20,000 or less must either reside or practice law in the municipality. These requirements have made it difficult for some of the smaller cities that want to establish a municipal court separate from the justice court system to find a willing attorney who can qualify for appointment.

Lewis County Superior Court Judge (HB 1266)

Ch 79, Laws of 1975, 2nd Ex. Sess.

Increased the number of judges in Lewis County Superior Court from one to two. Statistics from the Administrator for the Courts Office showed that even though the Lewis County judge was disposing of cases at a rate of almost two and a half times the average of all other one-judge courts in the state, the backlog of cases pending in Lewis County would continue to increase without the new judgeship.

Traffic Law Violations (HB 1340)

Ch 95, Laws of 1975, 2nd Ex. Sess.

Provides that certain violations of laws relating to traffic, parking, standing, stopping, and pedestrian offenses shall not be classified as

criminal offenses. The possibility of a jail sentence is removed and the maximum fine that can be imposed is two-hundred and fifty dollars. Cities and counties are now relieved of the expense of appointing counsel for indigents in minor traffic cases by the removal of a possible jail sentence. Although most of the traffic offenses affected would not normally result in the imposition of a jail sentence, the state Supreme Court has held that an indigent defendant is entitled to appointed counsel even where the possibility of loss of liberty is slight. McInturf v Horton 85 Wn 2d 705 (1975).

Criminal Defendants - Public Defense Costs

Ch 96, Laws of 1975, 2nd Ex. Sess.

Requires convicted indigent defendants to reimburse the government for the cost of providing defense counsel and other defense services in criminal proceedings. Exceptions would be those costs for providing a constitutionally guaranteed jury trial or for the maintenance and operation of government agencies that must be made irrespective of specific violations of law. The act was patterned after Oregon's recoupment statute, reviewed by the U.S. Supreme Court in Fuller v Oregon, 417 US 40 (1974), and constructed the language to include only costs of defense counsel and other defense services. The court may not order the defendant to pay these costs unless the defendant is or will be able to pay them, taking into consideration the financial resources of the defendant. The act

permits the defendant to petition for remission of costs if payment would impose a hardship. If the defendant defaults in the payment of these costs or any court ordered fine, default can be treated as contempt of court unless there has been a good faith effort to make payment. The term of imprisonment for contempt is fixed at one day for each twenty-five dollars of cost, with a maximum of 30 days if the conviction was for a misdemeanor and one year in any other case. This act will be codified in Chapter 10.01 RCW.

UNSUCCESSFUL LEGISLATION

Additional Judgeships Requested

Substitute Senate Bill 2961

Substitute SB 2961 increased the number of judges in King County Superior Court from twenty-nine to thirty-two and from one to two in Lewis County. Lewis County successfully received an additional judgeship through enactment of HB 1266.

Superior Court Clerks Investments

Senate Bill 3051

SB 3051 authorized the superior court clerks to invest "clerk's trust fund" money in the same type of investments that are authorized for the county treasury. SB 3051 provided for payment of earned interest to any litigant who requests such investment and that any other interest shall be placed in the county current expense fund.

Justice Court Fees Increased

Senate Bill 3052

SB 3052 proposed raising the filing fee for a civil action in justice court from six dollars to twelve and one-half dollars and the fee charged to a city for filing a criminal action in justice court from four dollars to twelve and one-half dollars. It also increased the justice court jury fee from six dollars to twenty-five dollars for a six person jury and provides that such fee would be paid to the county rather than to the jury. The Senate Judiciary Committee introduced amendments raising both the civil filing fee in justice courts and the fee charged cities for filing a criminal action in justice court to eight dollars instead of twelve and one-half dollars. A new fee of five dollars is imposed for certification of a small claims court judgment to justice court for enforcement.

Additional Judgeship Requested

Substitute Senate Bill 3088

SB 3088 increased the number of superior court judges in Cowlitz County from two to three. The effective date would have been January, 1978 to be elected at the general election held in November, 1977.

Court Reporters Compensation

Senate Bill 3089

SB 3089 provided that court reporters' compensation be determined by the judges of the judicial district

involved subject to the approval of the county legislative authority.

Electronic Recording Devices in Superior Courts

House Bill 1468

HB 1468 authorized the electronic recording of court proceedings if such equipment is approved by the Administrator for the Courts pursuant to Supreme Court rules. Authorized such a superior court to grant the request of either party to an action to have the proceedings electronically recorded on his or her own motion. Directed the judge to take specific measures for recording and for keeping logs of proceedings. Directed the Administrator for the Courts to issue instructions on proper recording methods and pre-


servation of for court personnel using equipment. Provides for a full or partial transcript to be made on request of either party or the court. Directed the Administrator for the Courts to set transcript fees, which are taxable costs in the case. Allows for indigents constitutional right to free transcript and directs payment by the state. Exempted the use of electronic recording devices pursuant to this act from law requiring stenographic reporters in court.

Additional Judgeships Requested

HB 1603

Provided for addition of one more superior court judge to the San Juan-Island County judicial district.

**THE JUDGES
OF THE COURTS OF WASHINGTON**



THE JUDGES OF THE COURTS OF WASHINGTON

SUPREME COURT

	<u>Term Expires</u>
Stafford, Charles F., Chief Justice	Jan. 10, 1977
Brachtenbach, Robert F.	Jan. 10, 1977
Dolliver, James M. (1)	Jan. 12, 1981
Hamilton, Orris L.	Jan. 8, 1979
Horowitz, Charles	Jan. 12, 1981
Hunter, Robert T.	Jan. 10, 1977
Rosellini, Hugh J.	Jan. 8, 1979
Utter, Robert F.	Jan. 12, 1981
Wright, Charles T., Acting Chief Justice	Jan. 8, 1979

COURT OF APPEALS

	<u>Term Expires</u>
DIVISION I	
Williams, Ward, Chief Judge	Jan. 10, 1977
Andersen, James A.	Jan. 8, 1979
Callow, Keith M.	Jan. 12, 1981
Farris, Jerome	Jan. 8, 1979
James, Frank D., Acting Chief Judge	Jan. 10, 1977
Swanson, Herbert A.	Jan. 12, 1981
DIVISION II	
Petrie, Harold J., Chief Judge	Jan. 8, 1979
Pearson, Vernon R.	Jan. 12, 1981
Reed, Edward P.	Jan. 10, 1977
DIVISION III	
McInturff, J. Ben, Chief Judge	Jan. 10, 1977
Green, Dale M.	Jan. 12, 1981
Munson, Ray E.	Jan. 8, 1979

(1) Hon. James M. Dolliver was appointed by Gov. Daniel J. Evans and took office May 6, 1976 replacing Hon. Robert C. Finley who passed away March 23, 1976.

JUDGES OF SUPERIOR COURTS

ADAMS

Swyter, Gordon

ASOTIN-COLUMBIA-GARFIELD

McCabe, Patrick

BENTON-FRANKLIN

Patrick, Richard G.
Staples, Fred R.
Yencopal, Albert J.

CHELAN

Leahy, Lawrence

CLALLAM-JEFFERSON

Chamberlin, Gerald B.
Moffett, Tyler C.

CLARK

Langsdorf, J. Guthrie
Lodge, Thomas L.
McMullen, Robert D.
Skimas, John N.

COWLITZ

Hallowell, Alan R.
Price, Frank L.

DOUGLAS-GRANT

McLean, B. J.
Van Sickle, Frederick L.

FERRY-OKANOGAN

Kohls, B. E.

GRAYS HARBOR

Kirkwood, John H.
Schumacher, John W.

ISLAND-SAN JUAN

Patrick, Howard A.

KING

Ackley, Norman B.
Bever, Lloyd W.
Chan, Warren
Dimmick, Carolyn R. ^{1/}
Dore, James J.
Eberharter, Frank J.
Elston, Robert M.
Goodloe, William C.
Henry, Edward E.
Holman, Francis E.
Holman, Nancy A.
Horowitz, Donald J.
Horswill, Erle W.
Howard, Frank D.
Hunter, David C.
Johnson, Jerome M.
Mifflin, James W.
Niemi, Janice
Noe, James A.
Revelle, George H.
Ringold, Solie M.
Roberts, Frank H., Jr.
Smith, Horton
Soderland, Stanley C.
Soukup, David W.
Steere, Peter K.
Stephens, Herbert M.
Thompson, Howard J.
Winsor, Robert W.

^{1/} Hon. Carolyn R. Dimmick was appointed by Governor Daniel J. Evans and took office January 16, 1976, replacing Hon. Ward M. Roney who retired November 30, 1975.

KITSAP

Bryan, Robert J.
Hamilton, Jay W.
Hanley, Terrence

KITTITAS

Cole, W. R.

KLICKITAT-SKAMANIA

Kolbaba, Ted

LEWIS

Cunningham, D. J.
Nordquist, Dale M. 2/

LINCOLN

Ennis, Richard J.

MASON-THURSTON

Alexander, Gerry L.
Baker, Frank E.
Doran, Robert J.
Henry, Hewitt A.

PACIFIC-WAHKIAKUM

Hannan, Robert A.

PEND OREILLE-STEVENSON

Buckley, Sidney R.

PIERCE

Brown, William L., Jr.
Healy, James P.
Jacques, Robert A.
Morrison, E. Albert
Ramsdell, James V.
Soule, Hardyn B.
Stone, Waldo F.
Swayze, Thomas A., Jr.
Thompson, Donald H.
Worswick, Stanley W.

SKAGIT

Deierlein, Walter J., Jr.
Follman, Harry A.

SNOHOMISH

Bibb, Robert C.
Britt, Dennis J.
Hansen, Paul D.
Kershner, Daniel T.
McCrea, Thomas G.
Rutter, John E., Jr.
Sheridan, Phillip G.

SPOKANE

Clarke, Harold D.
Grant, William J.
Lally, John J.
Olson, Donald N.
Roe, Willard J.
Shields, George T.
Smith, Del Cary, Jr.
Williams, William H.

WALLA WALLA

Mitchell, James B. 3/
Tuttle, John C.

WHATCOM

Forrest, Marshall
Kurtz, Jack S.
Swedberg, Byron L.

WHITMAN

Faris, Philip H.

YAKIMA

Hanson, Bruce
Hettinger, Howard
Hopp, Blaine, Jr.
Loy, Carl L.
Stauffacher, Walter A.

2/ Hon. Dale M. Nordquist was appointed by Governor Daniel J. Evans, to fill a position newly created by the legislature, and took office on April 1, 1976.
3/ Hon. James B. Mitchell was appointed by Governor Daniel J. Evans and took office May 1, 1976, replacing Hon. Albert N. Bradford who retired effective that date.

JUDGES OF COURTS OF LIMITED JURISDICTION

<u>County and Judge</u>	<u>A/NA* FT/PT</u>	<u>Justice or District Court</u>	<u>Municipal Court</u>
<u>Adams County</u>			
Lightbody, Alva	PT - NA	Ritzville	Ritzville
Lochmiller, J. R.	PT - NA	Othello	Othello
Schmidt, Edward	PT - NA	Lind	Lind
<u>Asotin County</u>			
Miller, DeVoe	PT - NA		Asotin
Sharp, Charles T.	PT - A		Clarkston
Shoemaker, C. Orno	PT - A	Asotin	
<u>Benton County</u>			
Hewitt, Vernon	PT - NA		Prosser
Horton, P. Brice	FT - A	Benton Co. #2	Kennewick
Jonson, Daryl	FT - A	Benton Co. #1	Benton City
			Richland
			West Richland
<u>Chelan County</u>			
Buxton, Donna J.	PT - NA		Entiat
Crossley, J. Wesley	PT - NA		Chelan
Graham, Robert E.	FT - A	Chelan County	Wenatchee
<u>Clallam County</u>			
Beebe, Herbert	PT - NA		Forks
Forest, Marjorie	PT - A		Sequim
Reynolds, Lee J.	FT - A	Clallam County	Port Angeles
<u>Clark County</u>			
Harris, Eugene F.	FT - A	Clark County	Camas, La Center, Yacolt, Ridgefield, Vancouver
Nevin, C. Brent	FT - A	Clark County	Camas, La Center, Yacolt, Ridgefield, Vancouver
Sault, Mark L.	PT - NA		Washougal
Staley, Roy	PT - NA		Battle Ground
Stoker, Fred J.	FT - A	Clark County	Camas, La Center, Yacolt, Ridgefield, Vancouver
Truax, Lyle H.	FT - A	Clark County	Camas, La Center, Yacolt, Ridgefield, Vancouver

* A-designates attorney; NA-non-attorney; FT-full time; PT-part-time

<u>County and Judge</u>	<u>A/NA* FT/PT</u>	<u>Justice or District Court</u>	<u>Municipal Court</u>
<u>Columbia County</u>			
Thronson, Charles	PT - NA	Columbia County	Dayton, Starbuck
<u>Cowlitz County</u>			
Albers, Ferris	FT - A	Cowlitz County	Longview
Huntington, Ronald	FT - A	Cowlitz County	Kelso, Woodland, Kalama
Roberts, Theodore	PT - NA		Castle Rock
<u>Douglas County</u>			
Hamilton, William M.	PT - A		East Wenatchee
Hanna, H. B.	PT - A	Douglas County	
Harmon, John R.	PT - NA		Bridgeport
Kind, Vernon	PT - NA		Mansfield
Stauffer, Leona	PT - NA		Waterville
<u>Ferry County</u>			
Haynes, John	PT - NA	Ferry Co. #2	
Konz, Stephen	PT - NA	Ferry Co. #1	Republic
<u>Franklin County</u>			
Allison, R. B.	PT - NA		Connell
Bieker, Arthur J.	PT - NA		Pasco
Felsted, H. W.	PT - A	Franklin County	
Spencer, Orma	PT - NA		Kahlotus
Tschirky, Oscar	PT - NA		Mesa
<u>Garfield County</u>			
McCabe, James	PT - NA		Pomeroy
Taylor, Edmund	PT - NA	Garfield County	
<u>Grant County</u>			
Isbell, Edgar L.	PT - NA		Grand Coulee
Klephart, Frederick J.	PT - NA		Warden
Lutz, Merna	PT - NA		George
Racy, Renwick	PT - NA		Electric City
Thompson, William D.	PT - NA		Coulee City
Wickwire, James	FT - A	Grant County	Ephrata, Mattawa, Moses Lake, Soap Lake
Wilkes, H. E.	PT - A		Quincy

<u>County and Judge</u>	<u>A/NA* FT/PT</u>	<u>Justice or District Court</u>	<u>Municipal Court</u>
<u>Grays Harbor County</u>			
Brown, L. Edward	FT - A	Grays Harbor #1	
Church, Marguerite	PT - NA		Cosmopolis
Hallam, J. K.	PT - A		Westport
Hyndman, Charles L.	PT - A		Hoquiam
James, Robert B.	PT - NA	Grays Harbor #3	McCleary, Oakville
Krause, Stanley	PT - A		Aberdeen
Lindel, John	PT - A		Montesano
Parker, Thomas L.	FT - A	Grays Harbor #2	
Stritmatter, Paul	PT - A		
Whiteside, S. L.	PT - NA		
<u>Island County</u>			
Buchanan, Marvin	PT - A	Island County	Oak Harbor
Kachlein, George	PT - A		Langley
Kramer, Joseph E.	PT - NA		Coupeville
<u>Jefferson County</u>			
Grady, A. Clemons	PT - A	Jefferson County	Port Townsend
<u>King County</u>			
Cook, James R.	FT - A	Shoreline	
Corbett, T. Patrick	FT - A		Seattle
Duckworth, Gil	FT - A	Renton	
Durham, Barbara	PT - A	Mercer Island	Mercer Island
Eide, Donald	FT - A	Aukeen	Auburn, Kent
Fetty, Robert	PT - A		Medina
Flynn, Geraldine	PT - NA		Skykomish
Freeman, Charles	PT - NA		Black Diamond
Glover, H. J.	PT - NA		Enumclaw
Howard, Betty T.	FT - A	Seattle	
Johnson, Charles V.	FT - A		Seattle
Lewis, Bill	FT - A	Seattle	
Love, Melvin	FT - A	Bellevue	Beaux Arts Village, Bellevue, Clyde Hill Hunts Point, Yarrow Point
Mattson, George	FT - A	Renton	
McLeod, Murray A.	FT - A	Aukeen	Auburn, Kent
Moren, Charles V.	PT - A		Lake Forest Park
Payne, Frank	PT - A		Tukwila
Phillips, Wendell J.	PT - NA		Algona, Pacific

<u>County and Judge</u>	<u>A/NA* FT/PT</u>	<u>Justice or District Court</u>	<u>Municipal Court</u>
<u>King County - cont.</u>			
Quigley, J. Edmund	FT - A	Seattle	
Ralls, Charles C.	FT - A	Northeast	Bothell, Carnation, Kirkland, North Bend, Redmond, Snoqualmie
Sampson, Theodore E.	FT - A	Federal Way	
Schwarz, Phillip	PT - NA	Vashon Island	
Stokes, Charles M.	FT - A	Seattle	
Stone, Stanley E.	PT - A		Renton
Sullivan, Frank L.	FT - A	Seattle	
Thompson, Richard P.	FT - A	Roxbury	
Towne, Vernon W.	FT - A		Seattle
Utigard, Gary	FT - A	Airport	Des Moines, Normandy Park
Wacker, Robert A.	FT - A	Shoreline	
Waitt, Robert K.	PT - A	Issaquah	Issaquah
Wartnik, Anthony P.	FT - A	Bellevue	Beaux Arts Village, Bellevue, Clyde Hill, Hunts Point, Yarrow Point
Wetherall, Shannon	FT - A	Northeast	Bothell, Carnation, Kirkland, North Bend Redmond, Snoqualmie
Yanick, Barbara	FT - A		Seattle
<u>Kitsap County</u>			
Fisher, Gerard N.	FT - A	Kitsap Co. #2	Port Orchard
Green, C. Conrad	PT - A		Winslow
Lewis, Kenneth J.	FT - A	Kitsap Co. #1	Bremerton
Roof, Jay B.	PT - A		Poulsbo
<u>Kittitas County</u>			
Pangrazi, Paul	PT - A	Upper Kittitas	South CleElum, CleElum, Roslyn
Thomas, John D., Jr.	PT - A	Lower Kittitas	Ellensburg, Kittitas
<u>Klickitat County</u>			
Burles, Mozart C.	PT - NA	West Klickitat	Bingen, White Salmon
Copenhefer, Byron	PT - NA	East Klickitat	Goldendale
<u>Lewis County</u>			
Hoffman, Larry	PT - NA		Vader
Korpi, Jerry E.	PT - NA		Winlock
Lemke, William F.	FT - A	Lewis	Toledo
Logsdon, Paul R.	PT - A		Morton
Quinill, Ora M.	PT - NA		Pe Ell
Robbins, William	PT - NA		Napavine
Tiller, Laurel	PT - A		Centralia
Turner, James S.	PT - A		Chehalis
Whatley, El Duane	PT - NA		Mossyrock

<u>County and Judge</u>	<u>A/NA* FT/PT</u>	<u>Justice or District Court</u>	<u>Municipal Court</u>
<u>Lincoln County</u>			
Buck, Jack R.	PT - NA	Lincoln County	Almira, Creston, Davenport, Odessa, Wilbur, Sprague, Reardan, Harrington
<u>Mason County</u>			
Fuller, Carol	PT - A	Mason County	Shelton
<u>Okanogan County</u>			
Bear, James G., Jr.	PT - NA	Okanogan County	Tonasket
Cottrell, William V.	PT - A		Omak
Farver, Marvin	PT - NA		Nespelem
Hardy, Charles	PT - NA		Twisp
Lindauer, Melvin	PT - NA	Okanogan County	Oroville
McLean, Eugene	PT - NA		Brewster
Morehouse, Charles	PT - NA		Coulee Dam
Peterson, Gerald E.	PT - NA		Riverside
Reinbold, Rodney	PT - A		Okanogan
Stivers, George	PT - NA		Pateros
Waller, Paul O.	PT - NA		Winthrop
Wright, Evelyn	PT - NA		Elmer City
<u>Pacific County</u>			
Cearns, James F.	PT - NA	South Pacific	South Bend
Heron, Larry	PT - NA		Long Beach, Ilwaco
McCoy, Robert G.	PT - NA	North Pacific	Raymond
Penoyar, Joel	PT - NA		
<u>Pend Oreille County</u>			
Norstadt, Eunice	PT - NA	Pend Oreille County	Ione, Metal, Metaline Falls, Newport
<u>Pierce County</u>			
Bay, Earle B.	PT - NA	Pierce Co. #4	Steilacoom
Damis, Spirro	PT - A		Milton
De Jean, Richard	PT - A		Buckley
Girolami, Frank	PT - A		Ruston
Gorgensen, William	PT - NA		DuPont
Gustafson, Richard	PT - A		Fircrest
Hammermaster, A. E.	PT - A		Wilkeson
Pecheos, George	PT - NA		Carbonado

<u>County and Judge</u>	<u>A/NA* FT/PT</u>	<u>Justice or District Court</u>	<u>Municipal Court</u>
<u>Pierce County Cont.</u>			
Hedlund, Willard	FT - A	Pierce County #1	
Hester, Monti	PT - A		Gig Harbor
Knodel, Arthur R.	PT - A		Fife
Landenburg, Frank B.	PT - A		Roy
Manning, Frank R.	PT - A		Puyallup
Murtland, Harold D.	FT - A		Tacoma
Otto, Filis	FT - A	Pierce County #1	
Robbins, Charles E.	PT - A		Bonney Lake
Ruff, Frank J.	PT - A	Pierce County #2	
Steiner, David G.	PT - A	Pierce County #3	Eatonville
Tollefson, Erling	FT - A		Tacoma
Verharen, Arthur	FT - A	Pierce County #1	
<u>San Juan County</u>			
Moseley, George O.	PT - A	San Juan County	
Wood, Ray	PT - NA		Friday Harbor
<u>Skagit County</u>			
Anderson, Eugene	PT - A	Skagit County #1	Anacortes
Blunt, William	PT - NA		Concrete
Kamb, John G.	PT - A	Skagit County #2	Mt. Vernon
Murphy, Robert J.	PT - A		La Conner
Ridgeway, Hugh	PT - A	Skagit County #3	Sedro Woolley
Strong, David B.	PT - A		Burlington
<u>Skamania County</u>			
Niedert, Donald	PT - NA	Skamania County	Stevenson
Storagee, Joe	PT - NA		North Bonneville
<u>Snohomish County</u>			
Atwell, William O.	FT - A	South Snohomish	Brier, Lynnwood, Mountlake Terrace, Woodway
Bailey, Richard A.	PT - A	Cascade	Arlington, Darrington, Granite Falls, Stanwood
Beaman, Donald	PT - NA		Marysville
Gable, Thomas	FT - A	Evergreen	Monroe, Snohomish, Sultan, Gold Bar, Index
Kelly, Thomas E.	FT - A	Everett	Everett, Lake Stevens, Mukilteo
Priest, Donald	FT - A	Everett	Everett, Lake Stevens, Mukilteo
Thorpe, Richard	PT - A		Edmonds
Wilson, W. Laurence	FT - A	South Snohomish	Brier, Lynnwood, Mountlake Terrace, Woodway
Zempel, Arnold R.	FT - A	Everett	Everett, Lake Stevens, Mukilteo

<u>County and Judge</u>	<u>A/NA* FT/PT</u>	<u>Justice or District Court</u>	<u>Municipal Court</u>
<u>Spokane County</u>			
Banta, James C.	PT - A	Millwood	Millwood, Rockford
Burdega, M. Dave	PT - A	Deer Park	Deer Park
Cooney, John C.	FT - A	Spokane County	Spokane
Cowart, Jessie M.	PT - NA		Medical Lake
Gump, Ellsworth	FT - A	Spokane County	Spokane
Maggs, Daniel T.	PT - A	Cheney	Cheney
Mautz, Kathryn	FT - A	Spokane County	Spokane
Schultheis, John A.	FT - A	Spokane County	Spokane
Thompson, Philip J.	FT - A	Spokane County	Spokane
Tremblay, Robert N.	PT - NA		Airways Heights
<u>Stevens County</u>			
Frostad, Emma	PT - NA		Marcus
Haigh, Robert O.	PT - NA		Northport, Springdale
Kristianson, L. M.	PT - A	Stevens County	Springdale, Colville, Kettle Falls
Snock, D. J.	PT - NA		Chewlah
<u>Thurston County</u>			
Huff, Tom	PT - NA		Yelm
Johnston, Elmer	PT - A		Tenino
Jungmayer, Martin	PT - NA		Bucoda
Schultz, David B.	PT - A		Olympia, Tumwater
Thompson, James C.	PT - NA		Rainier
Thorp, Franklin K.	FT - A	Thurston County	Lacey
<u>Wahkiaum County</u>			
Goodfellow, R. L.	PT - NA		Cathlamet
Hall, Tom	PT - NA	Wahkiakum County	
<u>Walla Walla County</u>			
DuPree, Robert J.	PT - NA		Waitsburg
Jones, Ralph L.	PT - A	College Place	College Place
Martin, Howard J.	FT - A	Walla Walla County	Walla Walla
<u>Whatcom County</u>			
Lee, Leslie A.	FT - A	Whatcom	Blaine, Everson, Bellingham, Lynden Nooksack, Sumas
Reavis, Ira W.	PT - NA		Ferndale
Rhea, David Jr.	FT - A	Whatcom	Blaine, Everson, Bellingham, Lynden Nooksack, Sumas

<u>County and Judge</u>	<u>A/NA* FT/PT</u>	<u>Justice or District Court</u>	<u>Municipal Court</u>
<u>Whitman County</u>			
Bancroft, Fay	PT - NA		Albion
Bussiere, Eugene	PT - NA		Colton
Galbreath, A. W.	PT - NA		Oakesdale
McMannis, Donald	PT - A	Pullman	Pullman
Randall, Sam K.	PT - NA		Colfax
Recken, Stephen L.	PT - NA		Palouse
Sheahan, Donald	PT - A	Colfax	Rosalia, St. John
Van Voorhis, James	PT - NA		Tekoa
Victor, Gerald P.	PT - NA		Garfield
Voderbruggen, Donald	PT - NA		LaCrosse
<u>Yakima County</u>			
Darang, Betty	PT - NA		Moxee City
Grady, Thomas E., Jr.	FT - A	Yakima County	Sunnyside, Union Gap
			Yakima
Harpham, Cecil	PT - NA		Granger
McAuliffe, T. P.	PT - NA		Wapato
McDowell, Orval	PT - NA		Harrah
Mullins, George H.	FT - A	Yakima County	Sunnyside, Union Gap,
			Yakima
Nicholson, A. John	FT - A	Yakima County	Sunnyside, Union Gap,
			Yakima
Noon, Philip	PT - A		Grandview, Mabton
Reid, Ramon P.	PT - A		Toppenish
Scott, James S.	PT - A		Selah
Skinner, Charles	PT - NA		Zillah

COUNTY CLERKS

ADAMS
Womach, Mildred

ASOTIN
Davis, Ople M.

BENTON
Brader, Laura

CHELAN
Roath, Muriel E.

CLALLAM
Gallagher, Vivian

CLARK
Schmidt, Wilma

COLUMBIA
Davis, Mary J.

COWLITZ
Hill, Arletha

DOUGLAS
Nelson, Myrna

FERRY
Bowlby, Christine A.

FRANKLIN
Wagar, Dorothy

GARFIELD
Landkammer, Doris

GRANT
Olson, Allyne

GRAYS HARBOR
Hammonds, Winona

ISLAND
Black, Marilee A.

JEFFERSON
Norwood, Mary T.

KING
Mullen, Betty J.
Director, Judicial
Administration Dept.

KITSAP
Freudenstein, Robert L.

KITTITAS
Noble, Harriett

KLICKITAT
Schuster, Nellie

LEWIS
Donaldson, Margaret J.

LINCOLN
Heitman, Louise

MASON
Province, Elaine

OKANOGAN
Bradley, Jackie

PACIFIC
Taylor, Beverly

PEND OREILLE
Davis, Ruth E.

PIERCE
Perry, Don

SAN JUAN
Crossman, Bea

SKAGIT
Whitsell, Beverly

SKAMANIA
Satre, Greta

SNOHOMISH
Anderson, Kay D.

SPOKANE
Eslick, Miles P.

STEVENS
Goodfellow, Blanche

THURSTON
Thomas, Thelma


WAHAKIAKUM
Foster, Bethenia

WALLA WALLA
Williams, Catherine

WHATCOM
Graham, Jenna

WHITMAN
Abbott, Howard W.

YAKIMA
Thomas, Agnes L.



END