



King County



DEPARTMENT OF BUDGET AND PROGRAM PLANNING

43617



KIRKLAND
COMMUNITY CRIME PREVENTION PROGRAM
LJPO GRANT #76-C-0051

UPDATED EVALUATION REPORT

The preparation of this document was aided by the Washington State Office of Community Development through a Federal grant from the Law Enforcement Assistance Administration of the U.S. Department of Justice, authorized under Title I, Public Law 90-351, as amended by Public Laws 91-644 and 98-83, the Crime Control Act of 1973.

King County
Law and Justice
Planning Office

December 1976

Prepared by Shelley Wein

Table of Contents

	<u>page</u>
INTRODUCTION	1
PROGRAM DESCRIPTION	1
PURPOSE OF STUDY	2
METHODOLOGY	3
FINDINGS	5
DISCUSSION OF RESULTS	9

UPDATED EVALUATION REPORT

INTRODUCTION

The Kirkland Community Crime Prevention Program was awarded LEAA block grant funding by the State Office of Community Development, Law and Justice Planning Office, for a starting date of March 1, 1974. The program became operational during April 1974 and is now in its third year of operation. Due to a special policy of both the State Governor's Committee on Law and Justice and the State Law and Justice Planning Office which limits funding to three years¹, LEAA funding for the program will expire on February 28, 1977. However, having recognized the benefits of the program, the City of Kirkland is planning to continue the program for a fourth year.

PROGRAM DESCRIPTION

The Kirkland Community Crime Prevention Program is staffed by one full-time project director who is responsible for all program operations. Like similar burglary reduction projects, the ultimate goal of the project is to reduce the incidence of reported burglary by sensitizing citizens to the seriousness of the burglary problem and by encouraging residents to become involved in burglary prevention activities.

The specific components of the program are:

¹ Refer to Washington Administrative Code 365-37-410.

1. Public education campaign. The purposes of this component are to increase citizen awareness of Kirkland's burglary problem and to stimulate interest and participation in the program. The media (radio, television, posters, etc.) are used extensively to publicize the program.

2. Operation Identification. In this program area, citizens are encouraged through publicity to check out an engraver from the police department and engrave their property with their drivers license number. Participants are issued "Operation Identification" decals for display on doors and windows.

3. Neighborhood meetings. This program area incorporates three types of program activity into an oral presentation delivered to small neighborhood groups. All program information has been compiled into a "home security notebook" which is distributed at the meetings. The three types of activities are:

a. Block Watch, an effort to organize residents of a particular city block to "watch" for suspicious activities and report them, if necessary, to the police;

b. Operation Identification (explained above); and

c. Physical Security Information, consisting of detailed information about the improvement of physical security in the home (e.g., lighting ideas, locks, burglar alarms).

PURPOSE OF THE STUDY

The present study is an update of an evaluation report completed in October 1975. The study showed that Kirkland

experienced a statistically significant reduction in the incidence of reported residential burglary after the program was implemented; reported residential burglary dropped from an average of 14.2 per month during a 15-month pre program period (January 1973 through March 1974) to an average of 9.8 per month during a 16-month post program period (April 1974 through July 1975).

Moreover, when the City's population was divided into a participant group and a nonparticipant comparison group, it was found that program participants experienced a greater reduction in residential burglary rates than did nonparticipants. Participant burglary rates declined from 1.89 per 100 households during the pre period to 0.76 per 100 households during the post period, representing a reduction of 60 per cent. Non-participant burglary rates, on the other hand, dropped 42 per cent - from 3.36 per 100 households during the pre period to 1.94 per 100 households during the post period.

The major purpose of this update is to determine whether the incidence of reported residential burglary in Kirkland has remained significantly reduced since the date of the first evaluation. In addition, this report provides updated information on burglary trends and citizen participation.

METHODOLOGY

Research Design. A pre-post research design was used to determine whether reported residential burglary was significantly reduced after the program was initiated. A major weakness of

this design is that it does not control for all the possible factors affecting the incidence of burglary. Therefore, like most studies of this type, it is difficult to establish a direct cause-and-effect relationship between the program and a reduction in the burglary rate. However, since the program is a city-wide effort, a pre-post research design is appropriate.

Hypothesis and Measures. The following hypothesis was tested in order to assess the program's impact on the incidence of residential burglary: Given the operation of the burglary reduction program in Kirkland, a statistically significant decrease will be demonstrated when the numbers of residential burglaries reported during pre and post program periods are compared.

In order to test this hypothesis, the following measures were used:

1. City-Wide Analysis - the number of reported residential burglaries for pre and post program periods were compared by means of regression discontinuity analysis and a t-test for the significance of difference between means; and
2. Comparison of Participants and Nonparticipants - the percentage change in the burglary rates for participants and nonparticipants were compared during pre and post program periods.

Data Collection. At the request of the researcher and the project director, program volunteers collected the following data needed for the updated evaluation: (1) number of residential burglaries by month, August 1975 through October 1976; (2) number of residential and nonresidential burglaries, 1975 total and 1976 to date; (3) number of households participating

in Block Watch by month, August 1975 through September 1976; (4) number of households participating in Operation Identification by month, August 1975 through September 1976; (5) alphabetical listing of Block Watch participants - name, address, and date they attended a meeting; (6) alphabetical listing of Operation I.D. participants - name, address, and date they returned the engraver; (7) alphabetical listing of persons burglarized from August 1975 through October 1976 - name, address, and date burglarized (residential burglaries only).

In order to form the data base for this update, these data were combined with the data collected for the first evaluation of the program.

FINDINGS

Burglary Trends. As shown in Table 1, Kirkland experienced a 75 per cent increase in total reported burglary between 1970 and 1974. Burglary increased from 135 reported incidents in 1970 to 236 reported incidents in 1974. Between 1974 and 1975, burglary declined 47 per cent, from 236 to 125 reported incidents. However, the 1976 estimate (based on ten months of data) indicates an increase of 52 per cent. A pre-post program analysis was undertaken to determine the significance of this trend (see below).

Table 1

No. of Reported Residential and Nonresidential Burglaries, 1970-75

	<u>1970</u>	<u>1971</u>	<u>1972</u>	<u>1973</u>	<u>1974</u>	<u>1975</u>	<u>1976</u> <u>(Est.)</u> ¹
<u>Residential</u>							
Number	93	155	175	166	150	82	137
(Percent)	(68.9)	(82.4)	(81.4)	(80.6)	(63.6)	(65.6)	(72.1)
<u>Non- residential</u>							
Number	42	33	40	40	86	43	53
(Percent)	(31.1)	(17.6)	(18.6)	(19.4)	(36.4)	(34.4)	(27.9)
<u>Total</u>							
Number	135	188	215	206	236	125	190
(Percent)	(100.0)	(100.0)	(100.0)	(100.0)	(100.0)	(100.0)	(100.0)

¹ Estimated on the basis of 10 months of data.

Citizen Participation. Program records were used to document the extent of citizen participation in program activities. It was found that:

(1) 237 households participated in the block watch program between August 1974 and October 1976, representing approximately 6 per cent of the households in Kirkland in 1976; and

(2) 800 households participated in Operation Identification between April 1974 and October 1976, representing approximately 13 per cent of the households in Kirkland in 1976.

City-Wide Analysis. To determine whether the incidence of reported residential burglary has remained significantly reduced since the implementation of the program, the number of residential burglaries for pre and post program months were compared using regression discontinuity analysis and a t-test for the significance of the difference between means.

Graph 1 shows the results of the regression discontinuity analysis. According to Campbell,¹ this analysis is appropriate for city-wide programs when services are not withheld from a specific control group, as was the case in Kirkland. The methodology is as follows: the least-squares regression equation is computed on the basis of the number of burglaries in pre program months; the least-squares regression equation is also computed for the post program months. The two regression lines are then plotted and compared. A t-test is used to determine whether the difference between points A and B (refer to graph) is statistically significant. The slopes are used to interpret the direction of a statistically significant change.

The graph shows clearly that the incidence of residential burglary, while steadily increasing during the 15 months prior to the implementation of the program, has stabilized during the post program period of 31 months. The equations compare as follows:

$$\text{pre-program} \quad y = 1.06(x) + 5.74$$

$$\text{post-program} \quad y = -.004(x) + 9.89$$

By using a modified t-test², it was found that the difference between points A and B (22.66 and 9.89) was statistically significant ($p < .005$). The slope of the regression line during

¹ Donald Campbell, "Reforms as Experiments," American Psychologist, Vol. 24, No. 4 (April 1969), pp. 409-429.

² See Psychological Statistics (fourth edition) by Quinn McNemar, p. 161.

the pre period (1.06) indicates that the number of residential burglaries was increasing at an average rate of one per month. The slope of the line during the post program period is approximately zero ($-.004$), indicating that the rate of increase has stabilized.

The pre and post program residential burglary data were also analyzed using a t-test for the significance of the difference between two means of independent samples. As shown in Table 2, the number of residential burglaries significantly decreased from an average of 14.2 per month during the 15-month pre period to an average of 9.8 per month during the 31-month post period ($p = .02$).

Table 2

No. of Reported Residential Burglaries by Month, 1973-1976

	Pre Period		Post Period		
	<u>1973</u>	<u>1974</u>	<u>1974</u>	<u>1975</u>	<u>1976</u>
January	11	13		1	16
February	6	10		6	13
March	6	24		3	10
April	2		21	12	15
May	13		6	7	2
June	9		15	13	10
July	13		8	12	12
August	19		8	7	12
September	18		6	7	19
October	26		21	10	5
November	18		11	7	
December	25		7	3	

Total = 213

Total = 305

Mean = 14.2

Mean = 9.8

$t = 2.33, 44 \text{ df}, p = .02$

Even though it is estimated that the number of residential burglaries will increase during 1976, it appears that the magnitude of this increase is not great enough to significantly

affect either the slope of the post program regression line or the mean number of burglaries during the post program period.

Comparison of Participants and Nonparticipants. However, the recent increase in the number of reported residential burglaries is reflected in this analysis. Table 3 shows burglary rates per 100 households for participants and nonparticipants¹ for three 15-month periods - the 15 months prior to the implementation of the program, and two 15-month periods after the implementation of the program. While burglary rates for both groups dropped during the first 15 months after the program started, burglary rates increased during the second 15-month post period. During the three time periods, participant burglary rates per 100 households were 1.25, 0.58, and 1.14, respectively; nonparticipant burglary rates per 100 households were 4.30, 2.53, and 2.72, respectively.

This analysis also revealed that participant burglary rates were consistently lower than nonparticipant burglary rates. This may be evidence that a self-selection bias is operating, i.e., persons who are inclined to join a program of this nature are probably more cautious to begin with.

DISCUSSION OF RESULTS

The first evaluation of the Kirkland Community Crime Prevention Program was completed in October 1975. The study showed that, after 16 months of operation, the City as a whole experienced a significant reduction in the incidence of residential

¹ "Participants" were defined as the number of households which joined the Block Watch or Operation Identification programs. "Nonparticipants" are the remaining number of households in the City.



Table 3

Pre and Post Program Burglary Rates for Participating
and Nonparticipating Households

	PARTICIPANTS:				NONPARTICIPANTS:			
	Burglarized	Not Burglarized	Total	Burglary Rate/100 Households	Burglarized	Not Burglarized	Total	Burglary Rate/100 Households
Pre-program (1/73-3/74)	13	1,024	1,037	1.25	200	4,455	4,655	4.30
Post-program, first 15 mos. (4/74-6/75)	2	344	346 ^a	0.58	143	5,503	5,646	2.53
Post-program, second 15 mos. (7/75-9/76)	8	695	703 ^a	1.14	147	5,250	5,397	2.72

^a This number was standardized for length of time in the program.

burglary and that program participants experienced a greater reduction in burglary rates than did nonparticipants. Because of the limitations of the research design, it was concluded that the program, as well as other factors that could not be measured, was contributing to the drop in the burglary rates.

The results of this update are more difficult to interpret. The major findings are summarized below:

(1) Estimated figures for 1976 indicate that the incidence of residential burglary will increase by 67 per cent from 1975 to 1976.

(2) Residential burglary significantly decreased during the total 31-month period after the program was implemented.

(3) When the post program period was divided into two 15-month periods, it was found that burglary rates first dropped and then increased for both participating and nonparticipating households.

There are several possible explanations for these results. First, the recent increase in the number of residential burglaries may be due to an increase in reporting rates rather than a "real" increase in burglaries. On the other hand, it is possible that the effects of the program are wearing off and that the increase is indeed real. A third explanation may be that 1975 was not a typical year and that 1976 is a more accurate reflection of the trend in Kirkland.

Whatever the explanation for the increase in the number of reported residential burglaries may be, it appears that burglary rates during the 31-month period in which the program was operating tended to be lower than burglary rates during the period immediately prior to program implementation. Since residential burglary has been increasing in recent months, however, it is recommended that the program enter its fourth year of operation with renewed aggressiveness.

XXXXXX 344-3978

December 13, 1976

Mr. Allen Locke
City of Kirkland
210 Main Street
Kirkland, WA 98033

Dear Mr. Locke:

Enclosed for your review is a draft of an updated evaluation of Kirkland's Community Crime Prevention Program. The report was prepared by the County law and justice evaluation staff.

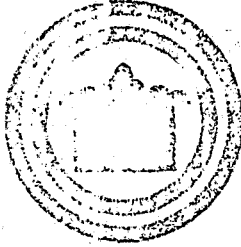
If you have any comments on the report, please feel free to contact Shelley Wein at 344-3978 by December 21. After the period of review, the final report will be formally transmitted to you, the State Law and Justice Planning Office, and other persons who might be interested in the report.

Thank you for your attention.

Sincerely,

Michael H. Wilkins
Law and Justice Coordinator

SMW:jkm
Enclosure



KING COUNTY State of Washington
John D. Spellman, County Executive
John P. Lynch, Director
Department of Budget and Program Planning

PROGRAM BUDGETS DIVISION
William P. Moyer, Manager

Room 400 King County Courthouse
516 Third Avenue
Seattle, Washington 98104
(206) ~~344-3978~~ 344-3978

December 23, 1976

Mr. Saul Arrington, Administrator
Law and Justice Planning Office
Office of Community Development
206 General Administration Bldg.
Olympia, WA 98504

Attention: Mr. Robert Henderson

Dear Mr. Arrington:

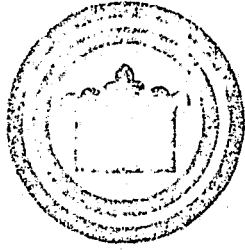
Enclosed is an updated evaluation of Kirkland's Community Crime Prevention Program. The King County Law and Justice Planning Office agreed, as part of the conditions of its Criminal Justice Evaluation Grant #76-C-0091, to perform this evaluation update.

I hope you find that the evaluation update contains information useful to your office and to other regional planning offices.

Sincerely,

Michael H. Wilkins
Law and Justice Coordinator

SMW:jkm
Enclosure



KING COUNTY State of Washington
John D. Spellman, County Executive
John P. Lynch, Director
Department of Budget and Program Planning

PROGRAM BUDGETS DIVISION
William P. Moyer, Manager

Room 400 King County Courthouse
516 Third Avenue
Seattle, Washington 98104
(206) ~~344-7370~~ 344-3978

December 23, 1976

Ms. Anne Schneider
Oregon Research Institute
P.O. Box 3196
Eugene, OR 97403


Dear Anne:

Per your request, enclosed is an updated evaluation of Kirkland's
Community Crime Prevention Program.

Sincerely,

Shelley M. Wein
Law and Justice Program Evaluator

SMW:jkm
Enclosure



KING COUNTY State of Washington
John D. Spellman, County Executive
John P. Lynch, Director
Department of Budget and Program Planning

PROGRAM BUDGETS DIVISION
William P. Moyer, Manager

Room 400 King County Courthouse
516 Third Avenue
Seattle, Washington 98104
(206) ~~374-7310~~ 344-3978

December 23, 1976

Mr. Rick Morrow
City of Kirkland
210 Main Street
Kirkland, WA 98033

Dear Rick:

Enclosed for your information is the final updated evaluation report on Kirkland's Community Crime Prevention Program.

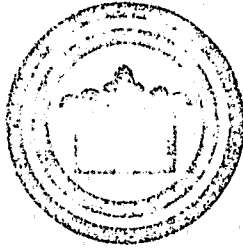
I would like to express my appreciation to you for providing the data required for the updated evaluation.

I hope the report contains information that will be useful to you in planning the program's fourth year of operation.

Sincerely,

Michael H. Wilkins
Law and Justice Coordinator

SMW:jkm
Enclosure



KING COUNTY State of Washington
John D. Spellman, County Executive
John P. Lynch, Director
Department of Budget and Program Planning

PROGRAM BUDGETS DIVISION
William P. Moyer, Manager

Room 400 King County Courthouse
516 Third Avenue
Seattle, Washington 98104
(206) ~~244-7370~~ 344-3978

December 23, 1976

Chief John Armstrong
Kirkland Police Department
210 Main Street
Kirkland, WA 98033

Dear Chief Armstrong:

Enclosed for your information is the final updated evaluation report on Kirkland's Community Crime Prevention Program.

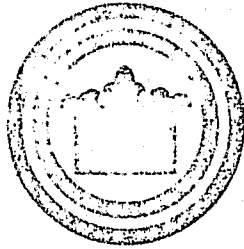
I would like to express my appreciation to Rick Morrow for providing the data required for the updated evaluation.

I hope the report contains information that will be useful to you in planning the program's fourth year of operation.

Sincerely,

Michael H. Wilkins
Law and Justice Coordinator

SMW:jkm
Enclosure



KING COUNTY State of Washington
John D. Spellman, County Executive
John P. Lynch, Director
Department of Budget and Program Planning

PROGRAM BUDGETS DIVISION
William P. Moyer, Manager

Room 400 King County Courthouse
516 Third Avenue
Seattle, Washington 98104
(206) ~~344-3700~~ 344-3978

December 23, 1976

Mr. Allen B. Locke
City of Kirkland
210 Main Street
Kirkland, WA 98033

Dear Mr. Locke:

Enclosed for your information is the final updated evaluation report on Kirkland's Community Crime Prevention Program.


I would like to express my appreciation to Rick Morrow for providing the data required for the updated evaluation.

I hope the report contains information that will be useful to you in planning the program's fourth year of operation.

Sincerely,

Michael H. Wilkins
Law and Justice Coordinator

SMW:jkm
Enclosure



KING COUNTY State of Washington
John D. Spellman, County Executive
John P. Lynch, Director
Department of Budget and Program Planning

PROGRAM BUDGETS DIVISION
William P. Moyer, Manager

Room 400 King County Courthouse
516 Third Avenue
Seattle, Washington 98104
(206) 344-3370 344-3978

December 23, 1976

Mr. Jerry Kopet, Chairman
Planning and Goal-Setting Committee
Spokane County Courthouse
Spokane, WA 99201

Dear Mr. Kopet:

Re: Enclosed Report Prepared by King County Law and Justice Staff

Please find enclosed a copy of an updated evaluation of Kirkland's Community Crime Prevention Program completed by the King County law and justice staff.

I hope the information is useful to persons in your region and to members of your committee.

I will continue to transmit copies of other reports as they are completed.

Sincerely,

Michael H. Wilkins
Law and Justice Coordinator

SMW:jkm
Enclosure

XXXXXX 344-3978

December 13, 1976

Chief John Armstrong
Kirkland Police Department
210 Main Street
Kirkland, WA 98033

Dear Chief Armstrong:

Enclosed for your review is a draft of an updated evaluation of Kirkland's Community Crime Prevention Program. The report was prepared by the County law and justice evaluation staff.

If you have any comments on the report, please feel free to contact Shelley Wein at 344-3978 by December 21. After the period of review, the final report will be formally transmitted to you, the State Law and Justice Planning Office, and other persons who might be interested in the report.

Thank you for your attention.

Sincerely,

Michael H. Wilkins
Law and Justice Coordinator

SMW:jkm
Enclosure

XXXXXX 344-3978

December 13, 1976

Mr. Rick Morrow
City of Kirkland
210 Main Street
Kirkland, WA 98033

Dear Rick:

Enclosed for your review is a draft of an updated evaluation of Kirkland's Community Crime Prevention Program. The report was prepared by the County law and justice evaluation staff.

If you have any comments on the report, please feel free to contact Shelley Wein at 344-3978 by December 21. After the period of review, the final report will be formally transmitted to you, the State Law and Justice Planning Office, and other persons who might be interested in the report.

Thank you for your attention.

Sincerely,

Michael H. Wilkins
Law and Justice Coordinator

SMW:jkm
Enclosure

If you are interested, the law and justice staff are available to review the results of the study either informally with Council staff and/or members of the OPJ Committee, or formally before the entire Committee.

JPL/SMW:jkm
Attachment

cc: John Spellman
Dave Mooney
John Chambers
Paul Barden
Ruby Chow
Mike Lowry
Al Locke, Kirkland

BILL REAMS, Chairman, OPJ Committee

JACK LYNCH, Director

UPDATED EVALUATION OF KIRKLAND'S COMMUNITY CRIME
PREVENTION PROGRAM

Attached for your information is a report updating an evaluation on Kirkland's Community Crime Prevention Program.

The updated evaluation was prepared by a member of the law and justice staff in compliance with the special conditions attached to the King County Criminal Justice Evaluation project. The LEAA grant funds two evaluator positions within the County Law and Justice Planning Office. The report has been distributed to the State Law and Justice Planning Office, the Chairman of the Planning and Goal Setting Subcommittee of the Governor's Committee on Law and Justice, and selected King County mayors and city managers.

The first evaluation of the Kirkland Community Crime Prevention Program was completed in October 1975. The study showed that, after 16 months of operation, the City as a whole experienced a significant reduction in the incidence of residential burglary and that program participants experienced a greater reduction in burglary rates than did nonparticipants. Because of the limitations of the research design, it was concluded that the program, as well as other factors that could not be measured, was contributing to the drop in the burglary rates.

The major findings of the updated evaluation are summarized below:

1. Estimated figures for 1976 indicate that the incidence of residential burglary will increase by 67% from 1975 to 1976.
2. Residential burglary significantly decreased during the total 31-month period after the program was implemented.
3. When the post program period was divided into two 15-month periods, it was found that burglary rates first dropped and then increased for both participating and nonparticipating households.

BILL REAMS, Chairman, OPJ Committee

JACK LYNCH, Director

UPDATED EVALUATION OF KIRKLAND'S COMMUNITY CRIME
PREVENTION PROGRAM

Attached for your information is a report updating an evaluation on Kirkland's Community Crime Prevention Program.

The updated evaluation was prepared by a member of the law and justice staff in compliance with the special conditions attached to the King County Criminal Justice Evaluation project. The LEAA grant funds two evaluator positions within the County Law and Justice Planning Office. The report has been distributed to the State Law and Justice Planning Office, the Chairman of the Planning and Goal Setting Subcommittee of the Governor's Committee on Law and Justice, and selected King County mayors and city managers.

The first evaluation of the Kirkland Community Crime Prevention Program was completed in October 1975. The study showed that, after 16 months of operation, the City as a whole experienced a significant reduction in the incidence of residential burglary and that program participants experienced a greater reduction in burglary rates than did nonparticipants. Because of the limitations of the research design, it was concluded that the program, as well as other factors that could not be measured, was contributing to the drop in the burglary rates.

The major findings of the updated evaluation are summarized below:

1. Estimated figures for 1976 indicate that the incidence of residential burglary will increase by 67% from 1975 to 1976.
2. Residential burglary significantly decreased during the total 31-month period after the program was implemented.
3. When the post program period was divided into two 15-month periods, it was found that burglary rates first dropped and then increased for both participating and nonparticipating households.

If you are interested, the law and justice staff are available to review the results of the study either informally with Council staff and/or members of the OPJ Committee, or formally before the entire Committee.

JPL/SMW:jkm
Attachment

cc: John Spellman
Dave Mooney
John Chambers
Paul Barden
Ruby Chow
Mike Lowry
Al Locke, Kirkland

END