

DUP

REPORT ON THE JUDICIARY 1976

(20 O.S. 1971 § 16.11)



STATE OF OKLAHOMA

46677 c2

Administrative Director of the Courts

REPORT ON THE JUDICIARY

1976

(20 O.S. 1971 S 16.11)

STATE OF OKLAHOMA

NCJRS

APR 25 1978

ACQUISITIONS

Administrative Office of the Judiciary

"Only by the adoption of sound administrative practices will the courts be able to meet the increased and increasing burdens placed on them. The time has passed when the court system will carry its load 'if each judge does his job.' There must also be organization and system so as to leave the judge to his job of judging."

Chief Justice Warren E. Burger



JUSTICES OF THE SUPREME COURT

Shown left to right, standing: The Honorable Robert D. Simms, Robert E. Lavender, William A. Berry, Don B. Barnes, John B. Doolin. Seated: The Honorable Pat Irwin, Ralph B. Hodges (Vice Chief Justice), Ben T. Williams (Chief Justice), Denver N. Davison.

SUMMARY OF CONTENTS

I. OKLAHOMA JUDICIAL SYSTEM	1
An overall description of the Oklahoma state court system both from the adjudicative and managerial viewpoints. This section also contains information regarding the judicial retirement system, district attorneys, and judicial training programs attended by Oklahoma judges.	
II. OKLAHOMA APPELLATE COURTS AND INSTITUTIONS OF SPECIAL COGNIZANCE	30
A review of the 1976 activities in each of the appellate courts and institutions of special cognizance including: supreme court, court of appeals, court of criminal appeals, court on the judiciary, state industrial court, court of bank review, court of tax review and council on judicial complaints.	
III. OKLAHOMA DISTRICT COURT	63
A comprehensive analysis of the district court activity during 1976. Statistics are presented on state, district, and county levels in several litigation classifications and cumulative totals. Statistics are also presented on a per judge basis in relation to: caseload, procedural activity, population, and travel.	
IV. FINANCIAL MANAGEMENT	327
A comprehensive analysis of the fiscal operations of the Oklahoma court system.	

TABLE OF CONTENTS

INTRODUCTION	ix
I. COURT STRUCTURE	
Oklahoma Judicial System	3
Jurisdiction of the Courts	4
Administrative Organization	6
Membership in the Oklahoma Bar Association	10
Oklahoma District Attorneys	11
Judicial Retirement System	13
Judicial Training Programs	19
II. OKLAHOMA APPELLATE COURTS AND INSTITUTIONS OF SPECIAL COGNIZANCE	
Explanatory Narrative	31
Supreme Court and Court of Appeals	33
Court of Criminal Appeals	43
Institutions of Special Cognizance	53
Court on the Judiciary	55
State Industrial Court	57
Court of Bank Review	58
Court of Tax Review	59
Council on Judicial Complaints	60
Judicial Nominating Commission	62
III. OKLAHOMA DISTRICT COURT	
Explanatory Narrative	65
District Court Organizational Framework and Jurisdiction	67
District Court (Narrative)	69
Maps:	
Administrative Judicial Districts	70
Judicial Districts	71
Principal Trial Court Locations	72
Prosecutorial Districts	73
Judges of the District Court	74
Judicial Changes on the District Court Bench	79
Judge Time Lost	82
District Court Statewide Statistics	83
1976 Cases Filed, Terminated and Pending Statewide by Litigation Categories	85
1969 - 1976 Statewide Summary of Cases Filed, Terminated and Pending	87
Percentage of Increase or Decrease in Statewide Litigation 1969 - 1976	93
1976 Statewide Summary	97
Projected Filings 1973 - 1980	99
District Court Statistics By Judicial Districts	103
Total Caseload Analysis	105
1976 Judicial District Summary	111
Total Dispositions By Litigation Categories	137

OKLAHOMA DISTRICT COURT (continued)

District Court Statistics By Counties.....	141
Total Caseload 1969 - 1976.....	143
Growth or Reduction in Civil and Criminal Workloads.....	183
Total Number of Cases Filed and Terminated in Each County.....	188
Ratio of Cases Terminated to Total Caseload By Litigation Categories.....	189
Ranking of Cases Filed, Terminated and Pending By Litigation Categories.....	201
Total Dispositions In Each County By Litigation Categories.....	213
1976 County Summary.....	221
District Court Per Judgeship Statistics.....	299
Population Statistics.....	301
Average Caseload Per Judge.....	307
1976 Judicial Activity.....	311
Summary of Judicial Activity.....	312
Extra-County Assignments.....	313
Summary of Judicial Travel.....	314
Manpower Utilization Study.....	315
Distribution of Lawyers Per Judge.....	319

IV. FINANCIAL MANAGEMENT

Explanatory Narrative.....	329
Oklahoma Judicial System Funding Sources.....	331
State Judicial Fund Transfers.....	339
Court Fund Contributions County by County.....	342
Law Library Contributions County by County.....	343
Court Fund Expenditures.....	345
Breakdown of Court Fund Expenditures.....	347
Percentage of Increase or Decrease.....	351
Defense Services For Indigents.....	352
Support of Local Law Library.....	355
Sheriffs Travel Expense.....	356
County General Fund Expenditures.....	363
Breakdown of Expenditures for Court Clerk's Office.....	366
Percentage of Increase or Decrease.....	376
Annual Court Clerk Salaries.....	377
Miscellaneous Financial Statistics.....	379
District Court Travel Expense.....	381
Bond Forfeitures.....	387
Receipts to the Pardon and Parole Fund.....	388
Per Case Processing Costs.....	391
Supreme Court and Court of Appeals.....	393
Court of Criminal Appeals.....	393
District Court.....	394
Average Cost per Case Terminated and Percentage of Cases Terminated By Litigation Categories 1969 - 1976.....	395


I N T R O D U C T I O N

Judicial statistics are unique. Caution should be exercised in their interpretation. The actual amount of judicial activity or output is extremely hard to quantify. Judges spend much of their time counseling, researching, traveling, and performing administrative tasks. These cannot be readily shown quantitatively. Moreover, no two cases are exactly alike although statistically they are considered equal. One case may be quite simple and disposed of rapidly, whereas another, an extremely complicated one, may require much more judicial time and energy.

With due regard to the uniqueness of judicial statistics and to the constraints faced, the 1976 Annual Report on the Judiciary attempts to describe the basic workload and activities of the Oklahoma judicial service. There are many statistical analyses which would be neither practical nor possible to include in one document. This report contains "raw" data from which many analyses other than those presented could be made.

The Report on the Judiciary is divided into four major sections (see the "Summary of Contents"). Each major section is further sub-divided into sets of related data (see the "Table of Contents"). Each section and sub-section is prefaced by an explanatory narrative which sheds more light on the information contained in the various charts and, hopefully, will aid in their interpretation.

The 1976 Report on the Judiciary was compiled under the direction of Marian P. Opala and published under the direction of Marvin C. Emerson. Mr. Opala was appointed presiding judge of the state industrial court effective August 10, 1977. Mr. Emerson assumed the duties and position of administrative director of the courts on that date.



I. COURT STRUCTURE



OKLAHOMA JUDICIAL SYSTEM

In 1967 the Oklahoma electorate adopted a constitutional amendment (Article VII) re-vamping the entire judicial system. On January 13, 1969, Oklahoma's judicial branch was transformed into a streamlined statewide system both in terms of adjudicative and managerial organizational hierarchy.

Adjudicative Organization

Judicial power now stands vested in: the senate, sitting as a court of impeachment; supreme court; court of criminal appeals; court of appeals; court on the judiciary; state industrial court; court of bank review; court of tax review; district courts; and municipal courts. At the appellate level, the supreme court handles civil and the court of criminal appeals, criminal appeals. The legislature established the court of appeals in 1971 to handle civil appeals assigned to it by the supreme court.

On the trial level, the state is presently divided into twenty-four judicial districts, each consisting of an entire county or several contiguous counties. The district court, our single-level trial bench of unlimited jurisdiction is staffed by judges of three ranks known as 1) district 2) associate and 3) special. Municipal courts (city-operated) survived, but are limited to city ordinance (including traffic) prosecutions and are subject to further alteration or abolition by the legislature.

The first two charts of this section illustrate "adjudicative organization" of Oklahoma's court system.

Managerial Organization

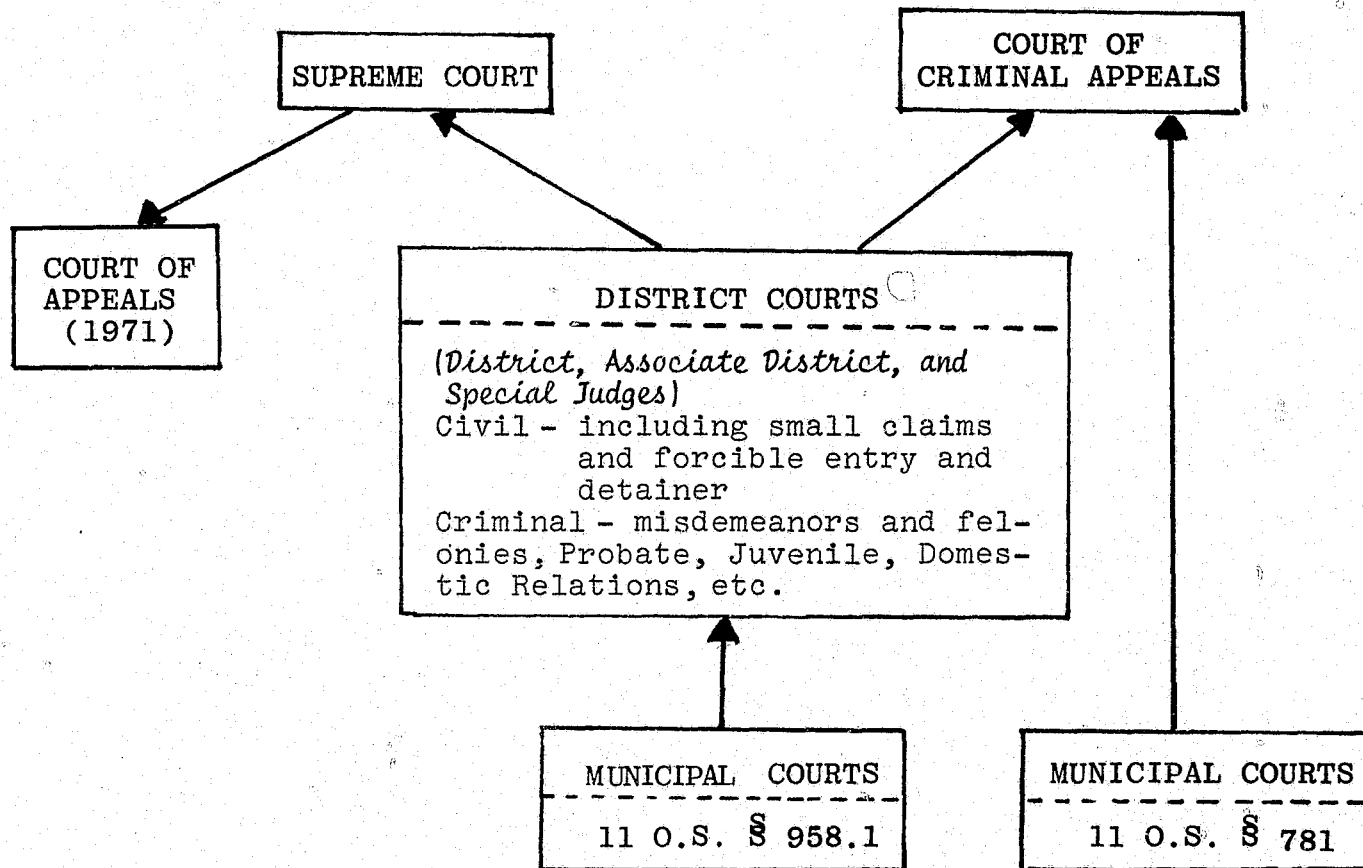
In order to institutionalize the judiciary as a service of government, new Article VII endowed the supreme court with managerial authority over all other courts. The chief justice exercises this authority with the assistance of an administrative director and staff.

The next ranking managerial authority in the hierarchy is the presiding judge. In each of the nine judicial administrative districts, the district and associate district judges elect one of their district judges as presiding judge. This election procedure is defined in the Rules on Administration of the Courts, adopted by the supreme court on January 9, 1969. Furthermore, these rules authorize the presiding judge to hold managerial meetings and to individually assign judges and support staff throughout his own judicial administrative district.

Subordinate to the presiding judge stands the chief judge, who marshals activities within his county. The chief judge must be a resident district judge. This assures the only resident district judge of being chief judge in the counties he serves. In counties with more than one resident district judge, the presiding judge designates who shall serve as chief judge or prescribes a rotation system. Rules on Administration of the Courts.

This tri-level management system permits local divergence at any of the three levels so long as no rule at a subordinate level counters a practice or order prescribed by the superior level. The third and fourth charts of this section illustrate this managerial framework.

JURISDICTION OF THE COURTS



THE COURT ON THE JUDICIARY, THE STATE INDUSTRIAL COURT, THE COURT OF BANK REVIEW, THE COURT OF TAX REVIEW, AND THE VARIOUS BOARDS, AGENCIES AND COMMISSIONS THAT EXERCISE ADJUDICATORY AUTHORITY ARE NOT SHOWN.

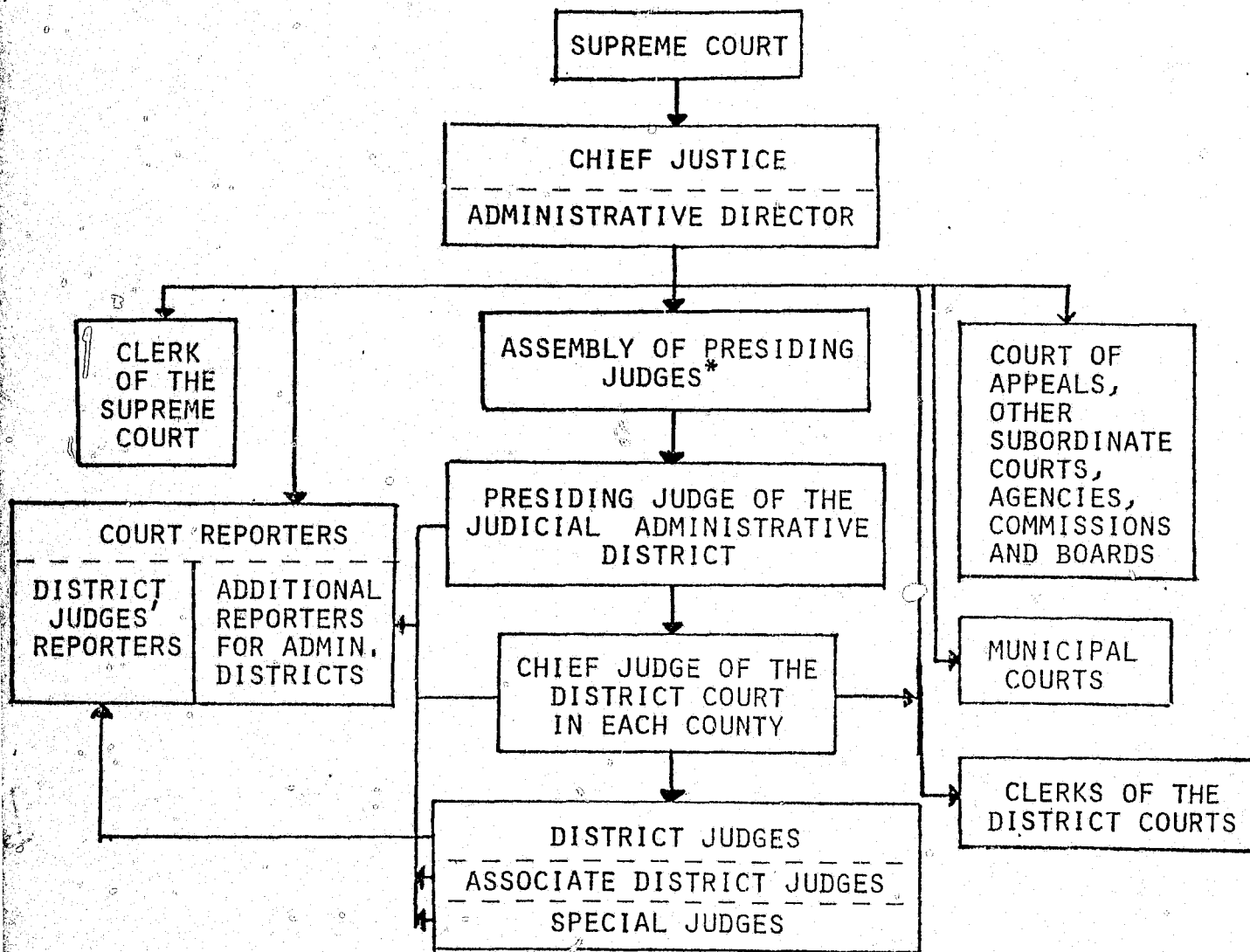


S U M M A R Y


The judicial power in Oklahoma is vested in the following courts:

- One The Senate sitting as a Court of Impeachment
- Two The Supreme Court
- Three The Court of Criminal Appeals
- Four The Court of Appeals
- Five The Court on the Judiciary
- Six The State Industrial Court
- Seven The Court of Bank Review
- Eight The Court of Tax Review
- Nine District Court
- Ten Municipal Courts with jurisdiction limited to criminal and traffic proceedings: (a) arising out of municipal ordinance violations or (b) infractions of regulations that are authorized by municipal ordinances.

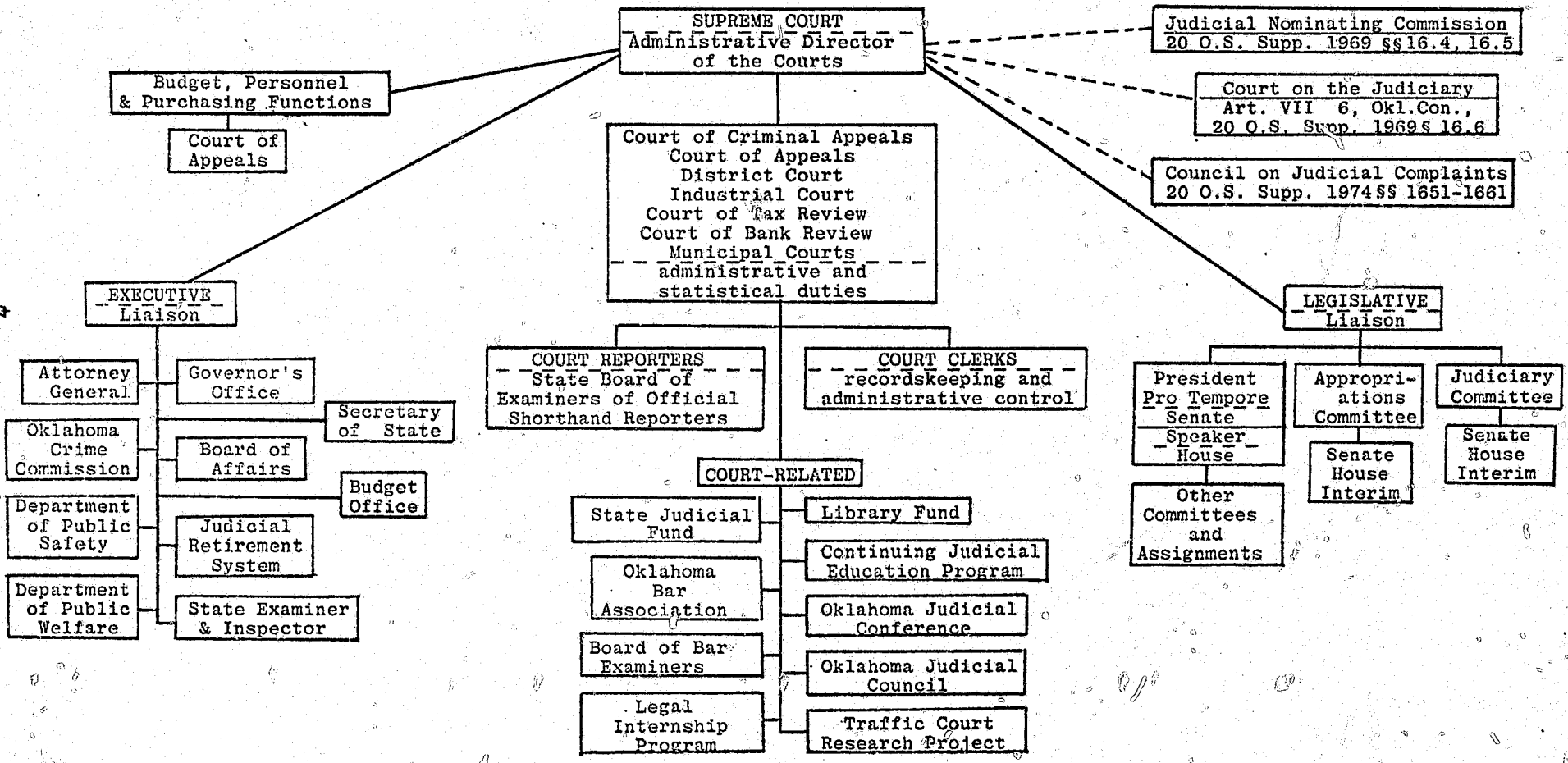
ADMINISTRATIVE ORGANIZATION OF THE JUDICIAL SYSTEM

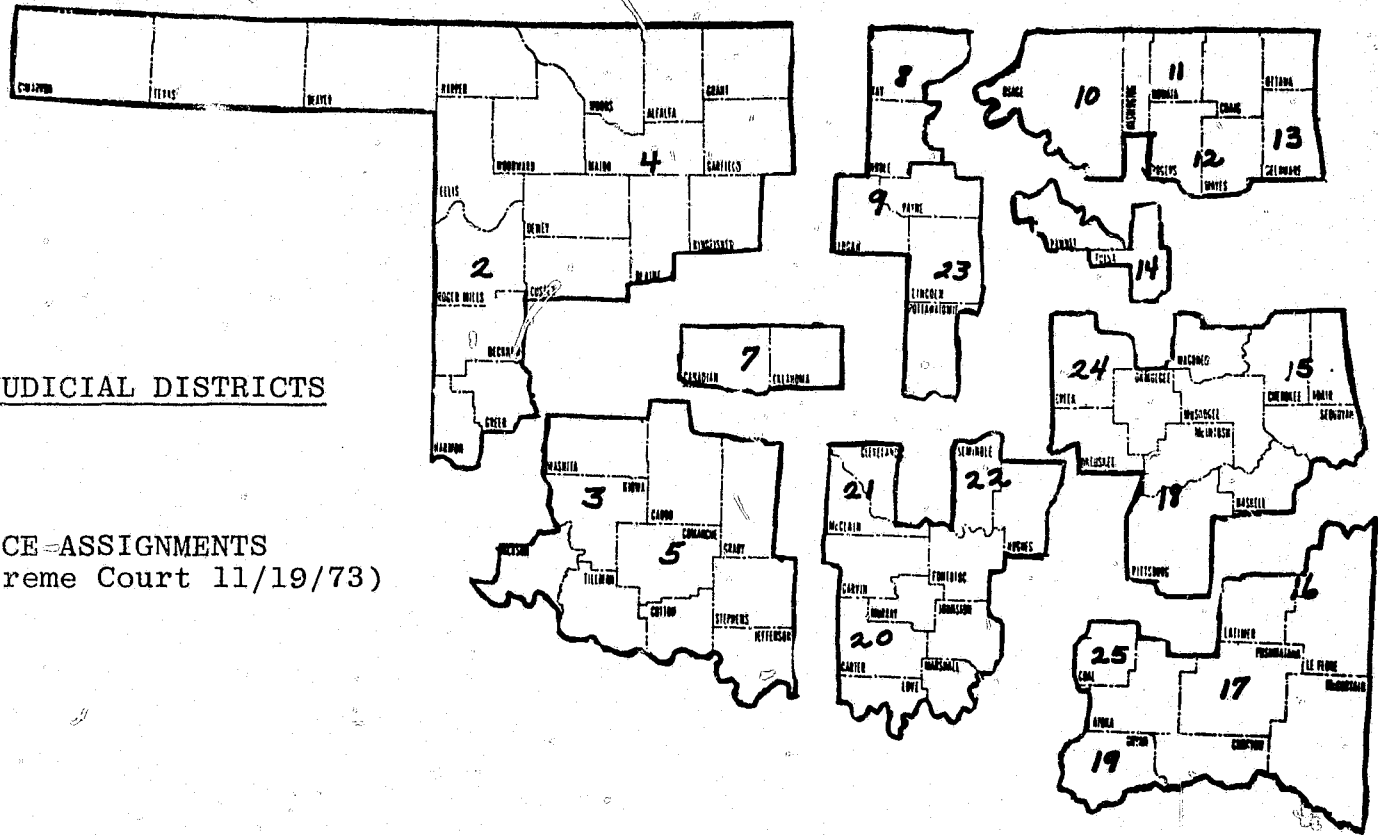


* convoked by Chief Justice Berry, September 1, 1971
20 O.S. 1971 §23, subdiv. (2) and (3).



NON-ADJUDICATIVE (Administrative) FUNCTIONS OF THE SUPREME COURT





ADMINISTRATIVE JUDICIAL DISTRICTS

CIRCUIT JUSTICE ASSIGNMENTS
 (Adopted by the Supreme Court 11/19/73)

Administrative
 Judicial
 Districts

Judicial Districts

Northeastern	10, 11, 12 & 13
Southeastern	16, 17, 19 & 25
Oklahoma-Canadian	7
Northwestern	1, 2 & 4
South Central	20, 21 & 22
Tulsa-Pawnee	14
East Central	15, 18 & 24
North Central	8, 9 & 23
Southwestern	3 & 5

Presiding Judge

Arthur J. Boose
 Lavern Fisher
 Harold C. Theus
 Charles M. Wilson
 Joe D. Shumate
 William W. Means
 Kirk Woodliff
 Donald E. Powers
 Waldon Ferris

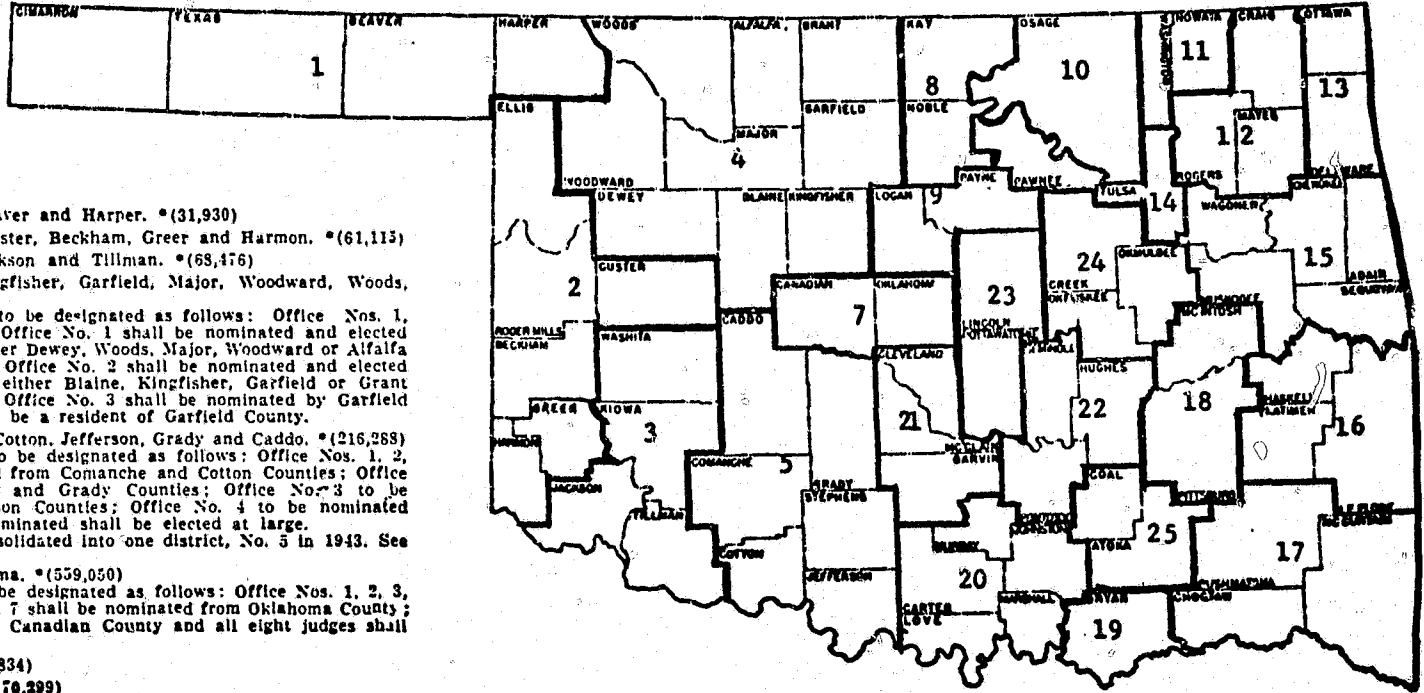
Circuit Justice

Lavender
 Hodges
 Berry
 Irwin
 Williams
 Simms
 Barnes
 Davison
 Doolin

Co-designee
 Circuit Justice

Davison
 Barnes
 Simms
 Doolin
 Davison / Hodges
 Berry
 Hodges
 Lavender
 Irwin / Williams

JUDICIAL DISTRICTS



District

1. The counties of Cimarron, Texas, Beaver and Harper. *(31,930)
2. The counties of Ellis, Roger Mills, Custer, Beckham, Greer and Harmon. *(61,115)
3. The counties of Washita, Kiowa, Jackson and Tillman. *(63,476)
4. The counties of Dewey, Blaine, Kingfisher, Garfield, Major, Woodward, Woods, Alfalfa and Grant. *(134,994)
Said District shall have three judges to be designated as follows: Office Nos. 1, 2 and 3. All candidates who file for Office No. 1 shall be nominated and elected at large and shall be a resident of either Dewey, Woods, Major, Woodward or Alfalfa Counties; all candidates who file for Office No. 2 shall be nominated and elected at large and shall be a resident of either Blaine, Kingfisher, Garfield or Grant Counties; all candidates who file for Office No. 3 shall be nominated by Garfield County and elected at large and shall be a resident of Garfield County.
5. The counties of Comanche, Stephens, Cotton, Jefferson, Grady and Caddo. *(216,268)
Said District shall have four judges to be designated as follows: Office Nos. 1, 2, 3 and 4. Office No. 1 to be nominated from Comanche and Cotton Counties; Office No. 2 to be nominated from Caddo and Grady Counties; Office No. 3 to be nominated from Stephens and Jefferson Counties; Office No. 4 to be nominated from Comanche County. Judges so nominated shall be elected at large.
- NOTE: Judicial Districts 5 and 6 consolidated into one district, No. 5 in 1943. See 20 O.S. 1961, 592b.
7. The counties of Canadian and Oklahoma. *(559,050)
Said District to have eight judges to be designated as follows: Office Nos. 1, 2, 3, 4, 5, 6, 7 and 8. Office Nos. 1 through 7 shall be nominated from Oklahoma County; Office No. 8 shall be nominated from Canadian County and all eight judges shall be elected at large.
8. The counties of Noble and Kay. *(52,934)
9. The counties of Logan and Payne. *(70,299)
16. The county of Bryan. *(25,532)
11. The counties of Washington and Nowata. *(52,050)
12. The counties of Rogers, Mayes and Craig. *(66,449)
13. The counties of Ottawa and Delaware. *(47,567)
14. The counties of Tulsa and Pawnee. *(413,001)
Said District to have five judges to be designated as follows: Office Nos. 1, 2, 3, 4 and 5. Office Nos. 1 through 4 shall be nominated from Tulsa County; Office No. 5 shall be nominated from Pawnee County and all five judges shall be elected at large.
15. The counties of Wagoner, Cherokee, Adair, Muskogee and Sequoyah. *(143,390)
Said District shall have three judges to be nominated and elected at large; provided, that said judges shall be designated and distinguished in filling for and making nominations as follows: Nos. 1, 2 and 3. Provided, further, that all candidates who file for Office No. 1, shall be residents of Muskogee County; all candidates who file for Office No. 2 shall be residents of Wagoner or Cherokee Counties, and all candidates who file for Office No. 3 shall be residents of Adair or Sequoyah Counties.
16. The counties of Haskell, Leflore and Latimer. *(50,316)
17. The counties of Pushmataha, McCurtain and Choctaw. *(53,168)
18. The counties of McIntosh and Pittsburg. *(49,993)
19. The county of Bryan. *(25,532)
20. The counties of Love, Carter, Murray, Johnston and Marshall. *(69,207)
Said District to have two judges designated as Office Nos. 1 and 2. Office No. 1 shall be nominated from Carter County and Office No. 2 shall be nominated from either Love, Murray, Johnston or Marshall counties. Judges so nominated shall be elected at large.

21. The counties of Garvin, McClain and Cleveland. *(120,870)
Said District to have two judges designated as Office Nos. 1 and 2. Office No. 1 shall be nominated from Cleveland County and Office No. 2 shall be nominated from either Garvin or McClain counties. Judges so nominated shall be elected at large.
22. The counties of Seminole, Hughes and Pontotoc. *(66,239)
Said District to have three judges designated as Office Nos. 1, 2 and 3. Office No. 1 shall be nominated from Hughes or Seminole County; Office No. 2 shall be nominated from Pontotoc County; Office No. 3 shall be nominated from Seminole County. Judges so nominated shall be elected at large.
23. The counties of Lincoln and Pottawatomie. *(62,616)
Said District to have two judges designated as Office Nos. 1 and 2. Office No. 1 shall be nominated from Lincoln County; Office No. 2 shall be nominated from Pottawatomie County. Judges so nominated shall be elected at large.
24. The counties of Okmulgee, Creek and Okfuskee. *(91,573)
Said District to have five judges designated as Office Nos. 1, 2, 3, 4 and 5. Office No. 1 shall be nominated from Creek County; Office No. 2 shall be nominated from Okfuskee County; Office No. 3 shall be nominated from Okmulgee County; Office No. 4 shall be nominated from Creek County; Office No. 5 shall be nominated from Okmulgee County. Judges so nominated shall be elected at large.
25. The counties of Coal and Atoka. *(18,497)

*Figures in parenthesis indicate 1970 official total population of Judicial District.

MEMBERSHIP IN OKLAHOMA BAR ASSOCIATION

	<u>1972</u>	<u>1973</u>	<u>1974</u>	<u>1975</u>	<u>1976</u>
ACTIVE:					
Oklahoma County	1,760	1,831	1,911	2,184	1,970
Tulsa County	1,204	1,241	1,290	1,543	1,735
Rest of State	1,676	1,771	1,858	1,417	1,659
Out of State	1,002	1,079	1,125	1,004	1,018
Total Active	5,642	5,922	6,184	6,148	6,382
INACTIVE:					
Oklahoma County	44	48	39	66	54
Tulsa County	31	24	22	44	38
Rest of State	32	35	28	15	29
Out of State	422	402	407	519	542
Total Inactive	529	509	496	644	663
SENIOR:					
Oklahoma County	71	75	66	181	166
Tulsa County	58	54	49	130	125
Rest of State	123	116	123	183	225
Out of State	39	34	39	72	81
Total Senior	291	279	277	566	597
MILITARY:					
Oklahoma County	3	3	3	5	4
Tulsa County	6	4	2	3	4
Rest of State	8	7	7	6	7
Out of State	104	94	84	82	81
Total Military	121	108	96	96	96
ASSOCIATE:					
Oklahoma County	10	7	7	9	9
Tulsa County	8	7	4	6	4
Rest of State	19	20	20	9	11
Out of State	13	14	11	12	12
Total Associate	50	48	42	36	36
TOTAL	6,633	6,866	7,095	7,490	7,774
LEGAL INTERNS	148	199	276	261	359
ABA Members Admitted in Other States But Not in Oklahoma	26	29	35	35	389
Non-ABA Members Ad- mitted in Other States But Not in Oklahoma	89	86	89	89	452
GRAND TOTAL	6,896	7,180	7,495	7,875	8,133

OKLAHOMA DISTRICT ATTORNEYS AND ASSISTANTS

District Number	County	D. A. Annual Salary	Number of Assistants & Percentage of Salaries	Full-Time	Part-Time
1	Beaver Cimarron Harper Texas	\$ 20,000	1 @ 90%	x	
			1 @ 80%	x	
			1 @ 65%	x	
			1 @ 60%		x
2	Beckham Custer Ellis Greer Harmon Roger Mills	20,000	4 @ 90%	x	
			1 @ 80%	x	
			1 @ 70%	x	
3	Jackson Kiowa Tillman Washita	20,000	2 @ 90%	x	
			1 @ 80%	x	
			1 @ 60%		x
			1 @ 42%		x
4	Blaine Canadian Garfield Grant Kingfisher	22,500	3 @ 90%	x	
			1 @ 75%	x	
			1 @ 70%	x	
			1 @ 65%	x	
			1 @ 60%		x
5	Comanche Cotton	22,500	2 @ 90%	x	
			2 @ 75%	x	
			1 @ 70%	x	
6	Caddo Grady Jefferson Stephens	22,500	2 @ 90%	x	
			2 @ 80%	x	
			3 @ 65%	x	
7	Oklahoma	25,000	1 @ 90%	x	
			6 @ 80%	x	
			2 @ 74%	x	
			1 @ 72%	x	
			2 @ 70%	x	
			4 @ 68%	x	
			3 @ 64%	x	
			6 @ 60%	x	
8	Kay Noble	20,000	1 @ 90%	x	
			1 @ 65%	x	
			1 @ 46%		x
9	Logan Payne	20,000	2 @ 90%	x	
			1 @ 45%		x
10	Osage Pawnee	20,000	1 @ 90%	x	
			2 @ 65%	x	
			1 @ 41%		x
11	Nowata Washington	20,000	1 @ 80%	x	
			1 @ 63%	x	
			2 @ 60%		x
12	Craig Mayes Rogers	20,000	2 @ 90%	x	
			1 @ 80%	x	
13	Delaware Ottawa	20,000	1 @ 90%	x	
			1 @ 80%	x	
14	Tulsa	25,000	7 @ 90%	x	
			1 @ 86%	x	
			7 @ 70%	x	
			1 @ 65%	x	
			3 @ 64%	x	
			2 @ 60%	x	

OKLAHOMA DISTRICT ATTORNEYS AND ASSISTANTS

District Number	County	D. A. Annual Salary	Number of Assistants & Percentage of Salaries	Full-Time	Part-Time
15	Muskogee	\$ 20,000	1 @ 74% 1 @ 70%	x x	
16	Latimer LeFlore	20,000	2 @ 70% 1 @ 42%	x	x
17	Choctaw McCurain Pushmataha	20,000	1 @ 90% 2 @ 60%	x	x
18	Haskell Pittsburg	20,000	1 @ 90% 1 @ 60%	x	x
19	Atoka Bryan Coal	20,000	1 @ 70% 2 @ 60%	x	x
20	Carter Johnston Love Marshall Murray	20,000	1 @ 88% 2 @ 80% 1 @ 70% 1 @ 60% 1 @ 54%	x x x	x x
21	Cleveland Garvin McClain	22,500	3 @ 90% 1 @ 80% 1 @ 70% 1 @ 65% 2 @ 60% 1 @ 54%	x x x x	x x
22	Hughes Pontotoc Seminole	20,000	1 @ 90% 1 @ 80% 1 @ 60% 1 @ 58% 1 @ 50%	x x	x x x
23	Lincoln Pottawatomie	20,000	3 @ 90% 1 @ 80% 1 @ 60%	x x	x
24	Creek Okfuskee	20,000	2 @ 90% 1 @ 45%	x	x
24A	McIntosh Okmulgee	20,000	2 @ 90% 1 @ 60%	x	x
26	Alfalfa Dewey Major Woods Woodward	20,000	2 @ 90% 1 @ 80% 2 @ 60%	x x	x
27	Adair Cherokee Sequoyah Wagoner	20,000	2 @ 90% 1 @ 70% 1 @ 60% 1 @ 50%	x x	x x

District Attorneys 27 Full-Time
 Assistants 128 Full-Time
 Assistants 25 Part-Time

Total D. A. & Assts. 180

JUDICIAL RETIREMENT SYSTEM

JUDICIAL RETIREMENT SYSTEM

The judicial retirement system, enacted during the 1968 session of the Oklahoma legislature, applies to judges of the Supreme Court, Court of Criminal Appeals, Court of Appeals, State Industrial Court and the District Court. The 1974 session of the Oklahoma legislature included the Administrative Director of the Courts as an eligible participant. 20 O.S. Supp. 1974 § 1109. Contribution to the retirement system is 5% of current monthly salary. If a judge leaves office before serving eight years, contributions are refunded. 20 O.S. Supp. 1976 § 1103.

The minimum retirement age is 55 after 15 years of service; 60 after 10; or 70 after 8. Credit is given for prior judicial service on any court of record. 20 O.S. Supp. 1974 § 1102A.

Retirement allowance is equal to 4½% of the retiring judge's salary based on pre-1971 compensation levels, times years of service to a maximum of ¾ of his salary. Benefits are suspended should a retired judge be elected or appointed to any political or judicial office and reinstated upon his leaving such office. If the judge dies before he collects retirement benefits contributions are paid to his beneficiary or estate.

Also in the 1974 session, survivor benefits were added for those spouses of deceased judges who had at least 10 years of service. 20 O.S. Supp. 1974 § 1102A. Contribution by judges electing survivor benefits is 8% of current monthly salary. 20 O.S. Supp. 1976 § 1103.

Judges may retire on grounds of physical or mental disability by decree of the Court on the Judiciary with their amount of retirement compensation set by that Court.

BREAKDOWN OF SOURCES OF CONTRIBUTIONS TO THE STATE JUDICIAL RETIREMENT SYSTEM

Fiscal Year	Contributed By Judges	Appropriated from State Judicial Fund	Percentage Contributed By Judges
1972	\$ 101,333	\$ 246,000	29.2%
1973	101,941	260,000	28.2
1974	109,469	350,000	23.8
1975	160,612	500,000	32.1
1976	166,739	500,000	33.3

JUDICIAL RETIREMENT SYSTEM

NUMBER OF JUDGES RETIRING WITHIN EACH CALENDAR YEAR

	1972	1973	1974	1975	1976
Supreme Court		1		1	
Court of Criminal Appeals					
Court of Appeals					
State Industrial Court					
District Court	<u>5</u>	<u>3</u>	<u>6</u>	<u>15</u>	<u>3*</u>
	5	4	6	16	3

*Includes one surviving spouse.

NUMBER OF ELIGIBLE DECEASED JUDGES WHO DREW NO BENEFITS BEFORE DEATH

	1972	1973	1974	1975	1976
Supreme Court					
Court of Criminal Appeals					
Court of Appeals					
State Industrial Court					
District Court	<u>4</u>	<u>1</u>	<u>0</u>	<u>0</u>	<u>1</u>
	4	1	0	0	1

TOTAL NUMBER OF RETIRED JUDGES DRAWING BENEFITS AS OF 12/31/76

	1972	1973	1974	1975	1976
Supreme Court	2	3	2	3	3
Court of Criminal Appeals	2	2	1	1	1
Court of Appeals					
State Industrial Court					
District Court	<u>29</u>	<u>30</u>	<u>34</u>	<u>49**</u>	<u>51**</u>
	33	35	37	53	55

**Includes three survivors who paid the required contribution on their spouses to entitle them to benefits and one retirant who returned to full-time active service.

TOTAL BENEFITS PAID

FY-72	\$ 334,080.72
FY-73	\$ 377,181.96
FY-74	\$ 400,196.66
FY-75	\$ 449,764.00
FY-76	\$ 517,991.58

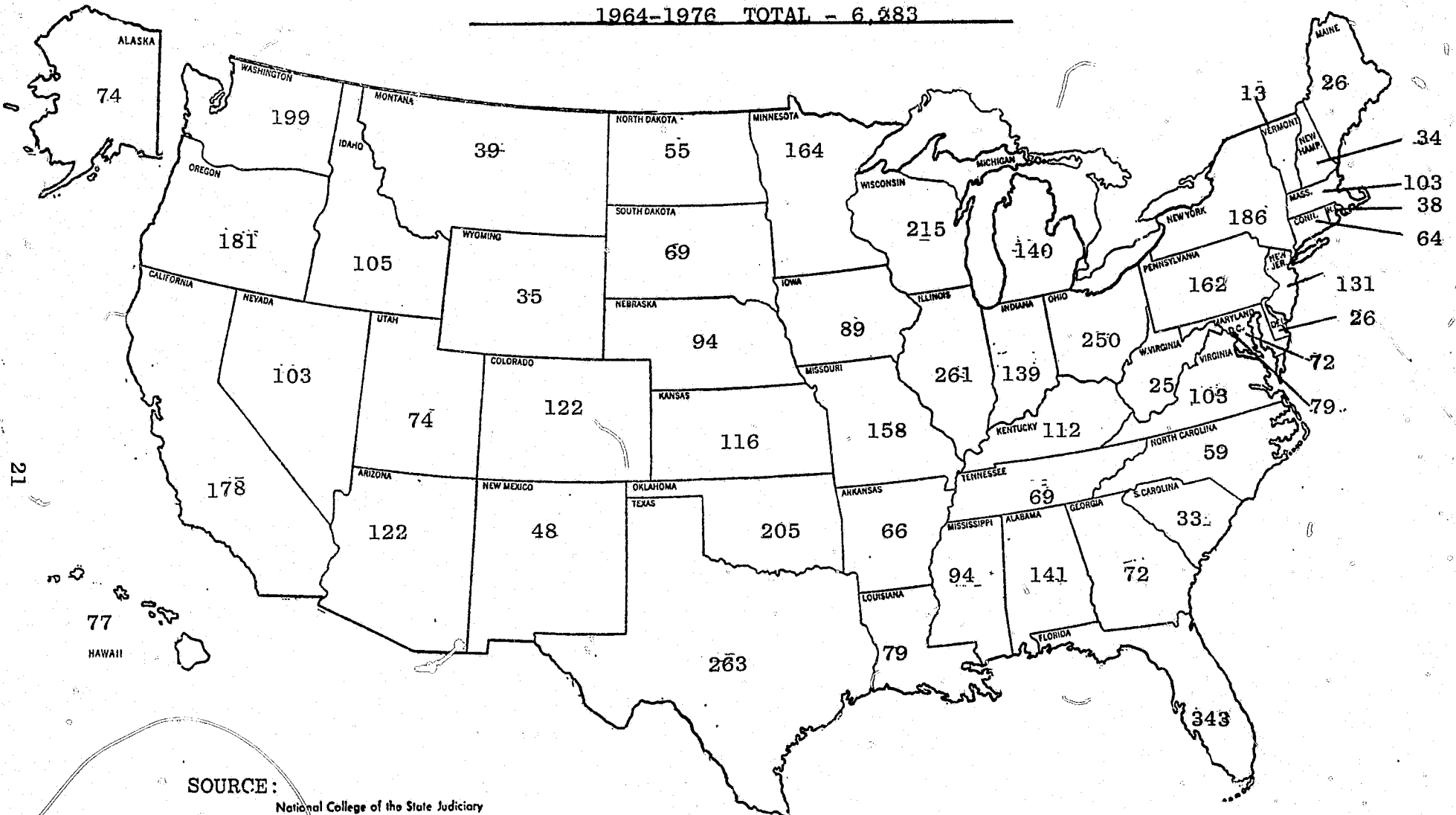
**AGE BREAKDOWN OF JUDGES CONTRIBUTING
TO THE JUDICIAL RETIREMENT SYSTEM**

Ages	Supreme Court	Court of Criminal Appeals	Court of Appeals	Industrial Court	District Court
85+	1				1
80 - 84					3
75 - 79				1	6
70 - 74					11
65 - 69	1	1	1		15
60 - 64	1	1	2		16
55 - 59	2		1	1	25
50 - 54	3	1	1		27
45 - 49	1			1	21
40 - 44				2	17
35 - 39			1		17
30 - 34					18
25 - 29					8
AVERAGE AGE	58.2	60.3	55.7	52.4	51.5

JUDICIAL TRAINING PROGRAMS

CERTIFICATES OF COMPLETION ISSUED NATIONAL COLLEGE RESIDENT SESSIONS

1964-1976 TOTAL - 6,883



SOURCE:

National College of the State Judiciary
Judicial College Building
University of Nevada
Reno, Nevada 89557

42 U. S. Territory
89 U. S. Military
14 Indian Reservation Judiciary
392 Admin. Law Certificates

1976 SUMMARY OF JUDICIAL TRAINING PROGRAMS

Judicial District	Days Spent in Judicial Training Programs		Training Programs Attended		Total Programs Attended And Days Spent	
	In-State	Out-of-State	In-State	Out-of-State	Days	Programs
1.	42	5	13	1	47	14
2.	38	2	20	1	40	21
3.	17	15	9	1	32	10
4.	96	23	55	2	119	57
5.	65	70	43	4	135	47
7.	150	165	71	12	315	83
8.	32		23	1	32	24
9.	22	33	10	2	55	12
10.	3		2		3	2
11.	21		10		21	10
12.	39	41	13	3	80	16
13.	11		14		11	14
14.	52	42	36	4	94	40
15.	30		19		30	19
16.	16		8		16	8
17.	14	49	6	2	63	8
18.	4	41	3	2	45	5
19.	3		1		3	1
20.	30	74	11	5	104	16
21.	69	67	42	8	136	50
22.	30	61	12	3	91	15
23.	44	3	24	1	47	25
24.	51	21	46	3	72	49
25.	27	4	13	1	31	14
Totals	906	716	504	56	1622	560

OKLAHOMA JUDGES WHO ATTENDED THE
NATIONAL COLLEGE OF THE STATE JUDICIARY
REGULAR SESSION DURING THE YEAR 1976

SESSION I:

Adams, Milbern Jay
Clanton, Jess B., Jr.
Jackson, Ray Don
LeVally, Earl E.
Shaw, Thomas E., Jr.
Shi, Molly W.
Wallace, Joe Samuel

SESSION II:

Couch, John R., Jr.
Hunter, Stewart M.
Martin, James B.
Perrine, Robert G.
Reynolds, Lester A.
Saied, William Robert
Townsend, Owen
Welch, Jerry
Wier, Charlie Y.

SESSION III:

Fullerton, James M.

OKLAHOMA JUDGES WHO ATTENDED THE
AMERICAN ACADEMY OF JUDICIAL EDUCATION
TRIAL JUDGES ACADEMY DURING THE YEAR 1976

SESSION I:

Brown, Lonnie Wesley, Jr.
Epperson, Robert D.
Goodwin, Sam J.
Patrick, Clyde T.
Swank, Arthur Robert, Jr.
Winslow, David E.

SESSION II:

Bailey, Temple
Coleman, S. Thomas, Jr.
Horn, Donald H.
Walker, Thomas S.

**OKLAHOMA JUDGES WHO ARE GRADUATES OF THE
NATIONAL COLLEGE OF THE STATE JUDICIARY
REGULAR SESSION**

<u>Name of Judge</u>	<u>Year Attended</u>	<u>Name of Judge</u>	<u>Year Attended</u>
Adams, Milbern Jay	1976	McDanel, Edward M.	1975
Barnes, Don	1970	McDougal, Milford M.	1975
Barton, Charley W.	1972	McGinn, Gary P.	1969
Benson, John A.	1975	Means, William	1969
Bledsoe, Chad	1975	Merriott, Neal	1973
Blevins, Gary L.	1974	Moore, Edwin M.	1970
Bonner, Merline	1972	Moroney, Anne E.	1975
Boose, Arthur J.	1970	Mullins, William R.	1973
Branch, Hegel, Jr.	1971	Myers, William S., Jr.	1968
Brown, Elvin J.	1966	Naifeh, Raymond	1974
Caldwell, Robert E.	1970	Neptune, Robert	1972
Cannon, Calvert L.	1971	Owens, Charles L.	1969
Carden, Edwin D.	1973	Page, Leslie D.	1974
Carter, Glenn D.	1972	Pappe, Court	1975
Clanton, Jess B., Jr.	1976	Parr, Jack R.	1966
Colbert, G. Dixie	1969	Pate, Pat	1973
Collier, Robert W.	1975	Paul, Haskell	1969
Comfort, Richard E.	1974	Pendergrass, James D.	1975
Couch, Alan J.	1970	Perrine, Robert G.	1976
Couch, John R., Jr.	1976	Peterson, Giles C.	1970
Cress, Paul W.	1964	Pickens, Richard W.	1970
Criswell, Loys	1975	Powers, Donald E.	1972
Dale, Don	1971	Rakestraw, Arthur L.	1975
Dillard, James H.	1971	Reynolds, Lester A.	1976
Doggett, Lowell	1969	Ricketts, Ronald N.	1971
Field, Jesse R.	1975	Rives, Bob	1970
Followell, H. F.	1975	Roe, Harrison	1975
Foster, Robert L.	1972	Romang, Richard E.	1972
Fullerton, James M.	1976	Saied, William Robert	1976
Fulton, William R.	1975	Seay, Frank H.	1970
Graham, Gar C.	1975	Shaw, Thomas E., Jr.	1976
Green, Robert G.	1970	Shi, Molly W.	1976
Halley, Charles E.	1972	Smith, Homer	1971
Hargrave, Rudolph	1967	Speakman, Streeter	1975
Harris, Carmon C.	1968	Stephens, Edward E.	1972
Henry, Lloyd H.	1972	Swanson, J. Russell	1968
Hoebel, Patricia M.	1975	Taylor, Joe C.	1972
Hunter, Stewart M.	1976	Theus, Harold C.	1968
Jackson, Ray Don	1976	Townsend, Owen	1976
Jones, Ronald L.	1973	Truesdell, Earl	1974
Lane, James F.	1970	Wall, Ray Lee	1975
Lansden, Merle	1972	Wallace, Joe Samuel	1976
Largent, P. C., Jr.	1972	Welch, Bill	1973
Lavender, Robert E.	1970	Welch, Jerry	1976
Layden, Robert	1975	Whistler, William J.	1970
LeVally, Earl E.	1976	Wier, Charlie Y.	1976
Linder, Ray D.	1971	Wilkinson, James A.	1975
Lindley, George W.	1974	Williamson, Creston B.	1975
Love, J. Kenneth	1974	Wilson, Alma D.	1975
Mahe, Clarence L.	1972	Wilson, Charles M.	1965
Maley, John D.	1968	Wilson, George H.	1970
Martin, Floyd L.	1973	Woodliff, Kirk	1970
Martin, James B.	1976	Woodson, Charles S.	1972
Martin, Robert F., Jr.	1969	York, Leon J.	1973
McCalister, Margaret L.	1972	Young, Joe	1975

**OKLAHOMA JUDGES WHO ATTENDED
NATIONAL COLLEGE OF THE STATE JUDICIARY
GRADUATE COURSES**

<u>Name of Judge</u>	<u>Year Attended</u>	<u>Name of Judge</u>	<u>Year Attended</u>
Barnes, Don	1973	McCalister, Margaret L.	1973
Bonner, Merline	1973	McGinn, Gary P.	1973
Boose, Arthur J.	1972, 73	Means, William W.	1973
Branch, Hegel, Jr.	1972, 73	Myers, William S., Jr.	1973
Brown, Elvin J.	1972	Neptune, Robert	1973
Cannon, Calvert L.	1973	Parr, Jack R.	1971
Colbert, G. Dixie	1973	Paul, Haskell	1971
Dillard, James H.	1973	Stephens, Edward E.	1973
Green, Robert G.	1972, 73	Theus, Harold C.	1972
Lansden, Merle	1973	Whistler, William J.	1972
Linder, Ray D.	1973	Wilson, Charles M.	1972, 73
Maley, John D.	1972	Wilson, George H.	1972
Martin, Robert F., Jr.	1972, 73		

**FORMER OKLAHOMA JUDGES WHO ATTENDED
NATIONAL COLLEGE OF THE STATE JUDICIARY
GRADUATE COURSES**

<u>Name of Judge</u>	<u>Year Attended</u>	<u>Name of Judge</u>	<u>Year Attended</u>
Bailey, Robert L.	1973	McPheron, Alan B.	1970, 72
Bloodworth, Garland	1973	Ramey, Fenton R.	1971
Hert, R. L. *	1973	Shilling, Kenneth	1973
Hope, Garland *	1972	Stead, Richard J.	1972
Jordon, James D.	1973	Warzyn, Joseph S.	1973
Ladd, Bill E.	1973		

**NATIONAL COLLEGE OF THE STATE JUDICIARY
FACULTY & FACULTY ADVISORS**

<u>Name</u>	<u>Year</u>
Brown, Elvin J.	1966, 70, 71 72, 73, 74
Hert, R. L. *	1976
Martin, Robert F., Jr.	1975
Myers, William S., Jr.	1976
Opala, Marian P.	1976
Parr, Jack R.	1972, 73

*Retired

**OKLAHOMA JUDGES WHO ATTENDED
NATIONAL COLLEGE OF THE STATE JUDICIARY
SPECIALTY COURSES**

<u>Name of Judge</u>	<u>Year Attended</u>
Blankenship, Reed K.	1976
Graham, Raymond	1973
Theus, Harold C.	1973

**OKLAHOMA MUNICIPAL JUDGES WHO ATTENDED
NATIONAL COLLEGE OF THE STATE JUDICIARY**

<u>Name of Judge</u>	<u>Year Attended</u>
Alenander, Albert V.	1974, 76
Carson, Michael J.	1976
Crewson, Thomas S.*	1973
Downie, R. Hayden	1972
Dycus, Edward B.	1973, 76
Evans, Rees T.	1976
Gray, Karl*	1972, 75
Land, J. Harold*	1974, 75
Pendell, Terry	1976
Whinery, Leo R.**	1973, 74 75, 76
Yeagley, Laurence A.	1973

*Retired

**Served on Faculty

**FORMER OKLAHOMA JUDGES WHO ARE GRADUATES OF THE
NATIONAL COLLEGE OF THE STATE JUDICIARY
REGULAR SESSION**

Name of Judge	Year
Adams, John O.	1973
Amick, John M.	1969
Berry, Robert L.	1971
Bloodworth, Garland	1971
Dane, Harold B.	1973
Edmiston, Robert R.	1974
Hert, R. L.*	1972
Hope, Garland*	1970
Jordan, James D.	1972
Kelly, David W.	1973
Ladd, Bill E.	1972
LaFon, Ben*	1969
Long, Lonny G.	1970
McInnis, JoAnn H.**	1965
McPheron, Alan B.	1967
Miller, Bruno H.*	1969
Moore, Roy D.	1972
Patterson, Mildred L.*	1970
Pendell, George, Jr.	1973
Petty, Dennis H.**	1970
Phelps, P. L. Pat	1969
Rambo, J. David	1969
Ramey, Fenton R.	1969
Russell, George G.*	1973
Shilling, Kenneth	1971
Shipp, Edward M.	1971
Smith, Wayne G.	1972
Stead, Richard J.	1969
Steele, Charles E.	1973
Taylor, John F.	1970
Tawney, Robert M.**	1973
Van Wagner, George	1970
Warzyn, Joseph S.	1972
West, Lee R.	1966

*Retired

**Deceased

Judges not otherwise designated have resigned.

II. OKLAHOMA APPELLATE COURTS AND INSTITUTIONS
OF SPECIAL COGNIZANCE

EXPLANATORY NARRATIVE — SECTION II

This section provides statistical information on the appellate courts and institutions of special cognizance. There are three major sub-divisions: supreme court and court of appeals, court of criminal appeals, and institutions of special cognizance.

Supreme Court and Court of Appeals

A narrative on the supreme court and court of appeals precedes maps denoting electoral district boundaries for the justices and judges. The first statistical chart illustrates 1969 — 1976 caseload activity of the two courts. It includes the number and type of appeals filed and terminated in the supreme court, the number of cases assigned to and terminated in the court of appeals, and the cases pending in the supreme court as of December 31st of each year. The following bar graph shows the number of supreme court cases filed and terminated over the past eleven years. The final chart spans sixty-nine years of supreme court appeals. The most appeals (1,319) were filed in 1912, as compared to 4% fewer in 1976 (1,266).

Court of Criminal Appeals

This sub-division consists of a narrative on the court of criminal appeals, a map of the electoral districts for its judges by counties and population as well as several statistical charts. The first statistical chart analyzes appeals terminated by the court and the method of their disposition. In 1976, 58% of the dispositions were by order and 42% by opinion. Of total cases filed in 1976, regular appeals accounted for 53%; post conviction appeals, 15%; and original proceedings, 32%. The remaining charts in this section illustrate: dispositions by type of offense, annual increase or decrease in backlog, and county of origin for cases filed and terminated in 1976.

Institutions of Special Cognizance

Institutions of special cognizance include: court on the judiciary, state industrial court, court of bank review, court of tax review, council on judicial complaints, and judicial nominating commission. Narratives and lists of the 1976 judges or members precede information on 1976 activities, if any. That activity is characterized by filings, terminations and pending actions, as well as dollar amounts of awards by the state industrial court.

SUPREME COURT AND COURT OF APPEALS

SUPREME COURT*

The supreme court consists of nine justices each of whom serves a six-year term. Retention is effected by a non-partisan, non-competitive statewide election. Vacancies are filled by gubernatorial appointment from the vacant supreme court judicial district. (Nine supreme court judicial districts; see map).

The supreme court's appellate jurisdiction includes all civil cases. The court may issue writs of habeas corpus, mandamus, quo warranto, certiorari, prohibition and other remedial writs. It is also vested with general superintendent and administrative control over all other courts in the state.

COURT OF APPEALS**

The court of appeals consists of six judges, three in the Oklahoma City division, and three in the Tulsa division. One judge is elected from each of the six congressional districts by non-partisan ballot for a six-year term.

The court of appeals has power to dispose of all cases assigned to it by the supreme court. Decisions, when final, are neither appealable to the supreme court nor subject to re-examination by the other division of the court of appeals, but may be reviewed by the supreme court on certiorari. The court may issue writs of habeas corpus, mandamus, quo warranto, certiorari, prohibition or any other necessary process.

Supreme court rules prescribe the court's procedure and practices, although the court of appeals may promulgate its own rules, not inconsistent with those of the supreme court. The supreme court clerk functions similarly for the court of appeals.

*Art. 7, Sec. 1, Okl. Const.

**20 O.S. 1971 § 30.1 et seq.

JUSTICES OF THE SUPREME COURT

1976

BEN T. WILLIAMS, Chief Justice

RALPH B. HODGES, Vice Chief Justice

DON B. BARNES, Justice

WILLIAM A. BERRY, Justice

DENVER N. DAVISON, Justice

JOHN B. DOOLIN, Justice

PAT IRWIN, Justice

ROBERT E. LAVENDER, Justice

ROBERT D. SIMMS, Justice

JUDGES OF THE COURT OF APPEALS

1976

DIVISION I

Oklahoma City

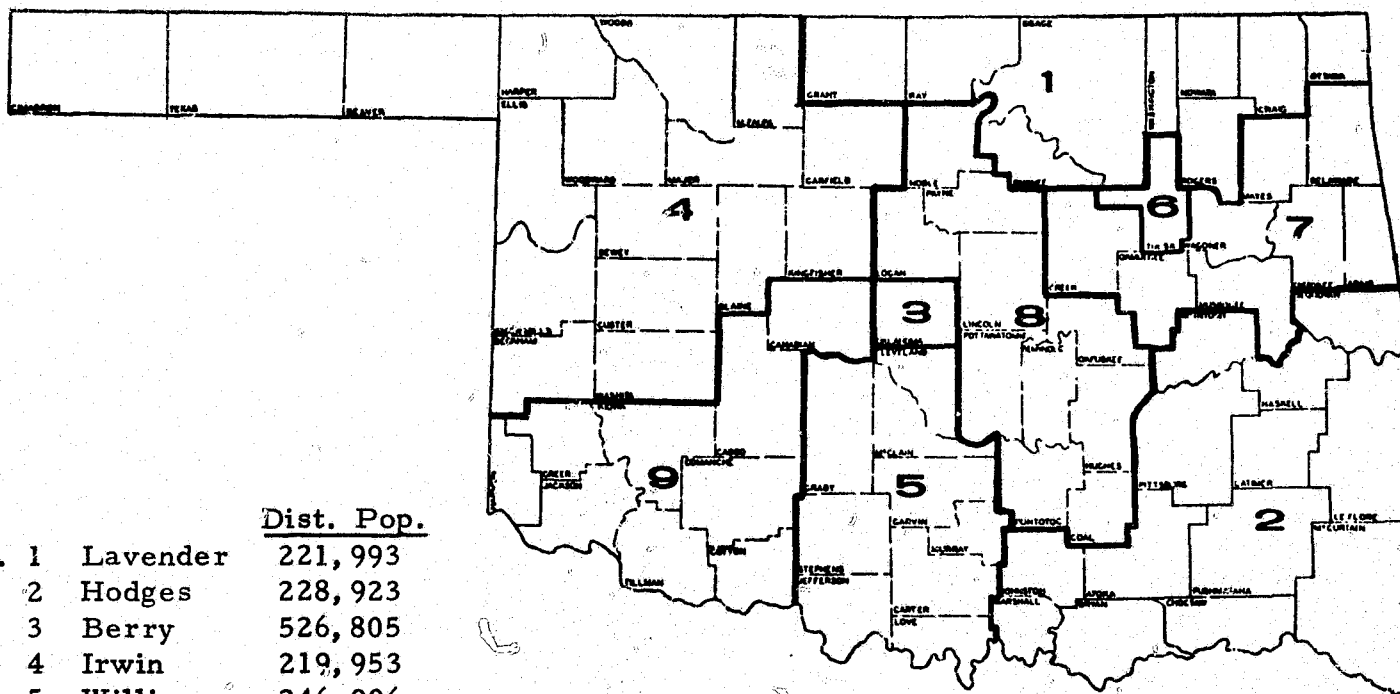
LESTER REYNOLDS, Presiding Judge
DWAIN BOX, Judge
RICHARD E. ROMANG, Judge

DIVISION II

Tulsa

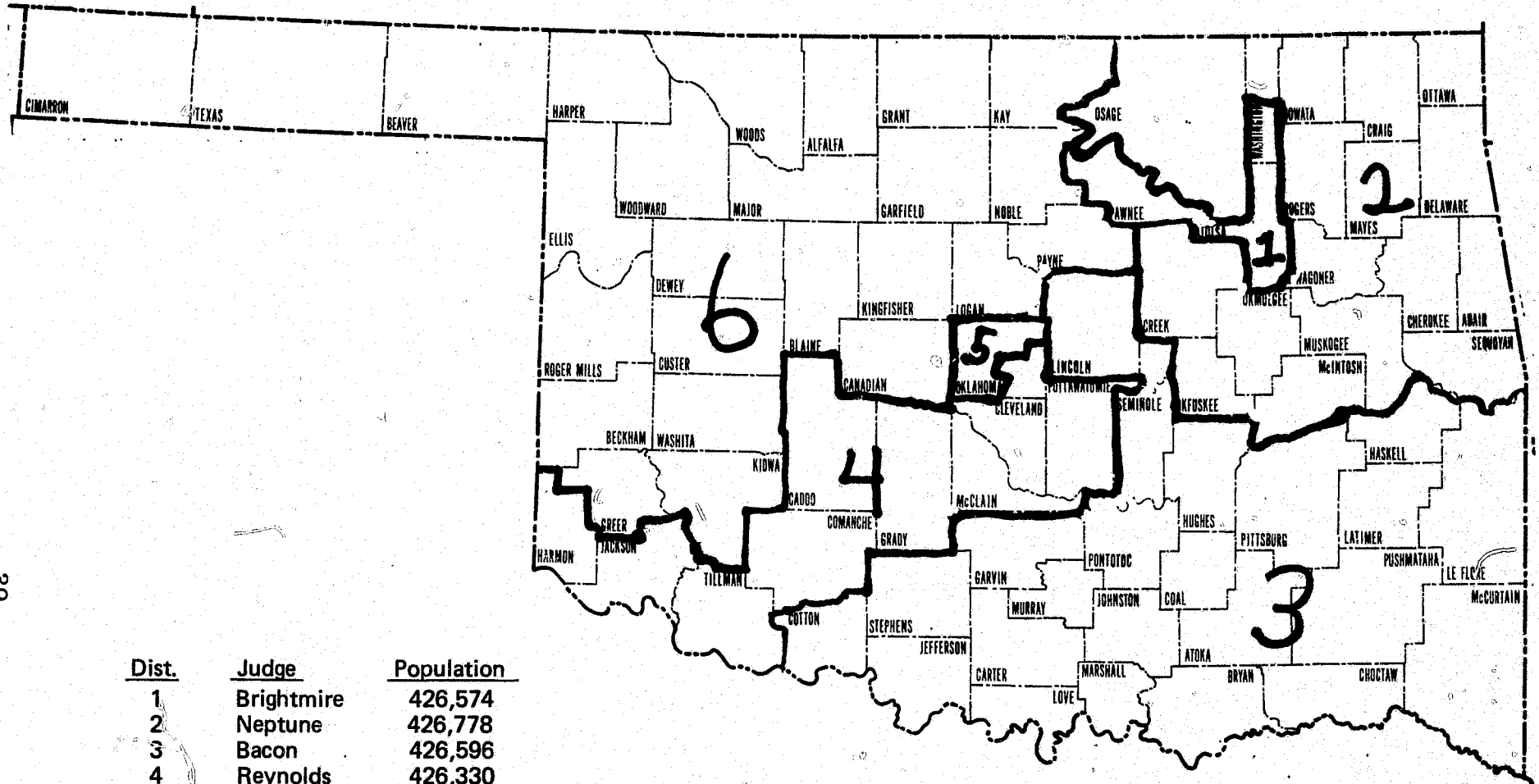
KENNETH D. BACON, Presiding Judge
PAUL W. BRIGHTMIRE, Judge
ROBERT H. NEPTUNE, Judge

SUPREME COURT JUDICIAL DISTRICTS



Dist No.	County	Dist. Pop.
1	Lavender	221,993
2	Hodges	228,923
3	Berry	526,805
4	Irwin	219,953
5	Williams	246,906
6	Simms	401,663
7	Barnes	241,979
8	Davison	225,405
9	Doolin	245,602

COURT OF APPEALS



39

<u>Dist.</u>	<u>Judge</u>	<u>Population</u>
1	Brightmire	426,574
2	Neptune	426,778
3	Bacon	426,596
4	Reynolds	426,330
5	Box	426,484
6	Romang	426,467

SUPREME COURT AND COURT OF APPEALS

CASELOAD SUMMARY

A. SUPREME COURT

APPEALS

<u>Year</u>	<u>Filed</u>	<u>Terminated</u>	<u>Increase or (Decrease) in Appeals Pending</u>
1969	579	442	137
1970	659	445	214
1971	742	900	(158)
1972	717	767	(50)
1973	762	762	0
1974	823	808	15
1975	981	831	150
1976	1,132	925	207

ORIGINAL PROCEEDINGS

<u>Year</u>	<u>Filed</u>	<u>Terminated</u>	<u>Increase or (Decrease) in Appeals Pending</u>
1969	65	67	(2)
1970	67	61	6
1971	*	*	
1972	84	110	(26)
1973	117	148	(31)
1974	142	110	32
1975	163	135	28
1976	134	130	4

TOTAL CASELOAD

<u>Year</u>	<u>Filed</u>	<u>Terminated</u>	<u>Increase or (Decrease) in Appeals Pending</u>
1969	644	509	135
1970	726	506	220
1971	742	900	(158)
1972	801	877	(76)
1973	879	910	(31)
1974	965	918	47
1975	1,144	966	178
1976	1,266	1,055	211

*Original proceedings filed and terminated in 1971 included in number of appeals filed and terminated in 1971

B. TOTAL CASES PENDING

<u>Year</u>	<u>Total Cases Pending on December 31</u>	<u>Cases at Issue But Not Assigned on December 31</u>
1971	1,215	172
1972	1,076	185
1973	1,045	72
1974	1,092	99
1975	1,274	112
1976	1,473	158

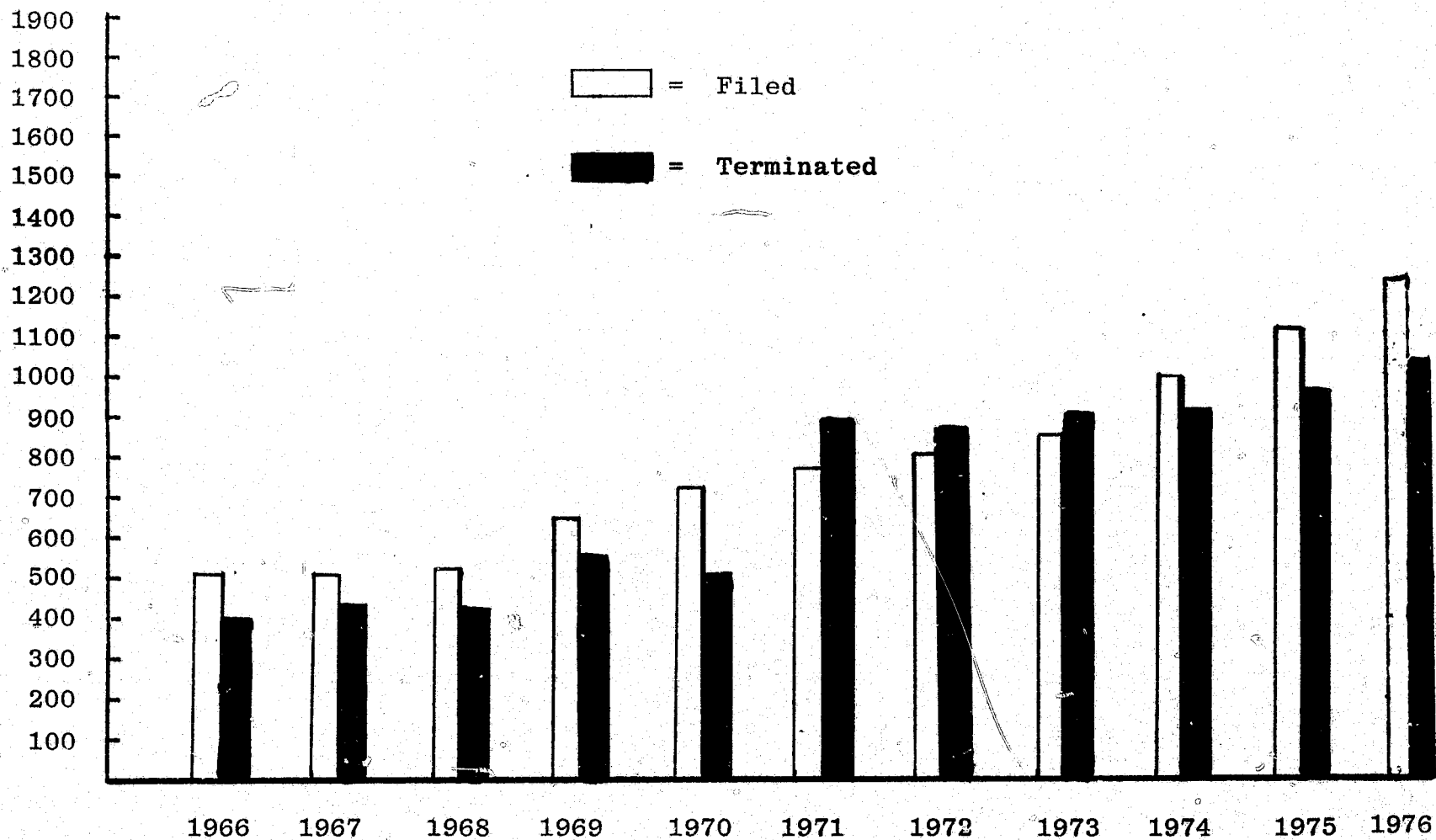
C. COURT OF APPEALS

<u>Year</u>	<u>Cases Assigned</u>	<u>Cases Terminated</u>	<u>% of Certiorari Filed to Cases Terminated By Court of Appeals</u>
1971	445	394	34.5 %
1972	472	416	43.0
1973	365	399	47.1
1974	406	350	50.3
1975	327	364	48.1
1976	418	347	49.3

D. CERTIORARI

<u>Year</u>	<u>Filed</u>	<u>Terminated</u>	<u>Granted</u>	<u>Denied</u>
1971	136	89	10	79
1972	179	154	43	111
1973	188	160	35	125
1974	176	176	31	145
1975	175	169	35	134
1976	171	200	37	163

SUPREME COURT
NUMBER OF CASES FILED AND TERMINATED
1966 - 1976



APPEALS TO THE SUPREME COURT

1907 - 1976

1976	1266
1975	1144
1974	965
1973	879
1972	801
1971	742
1970	726
1969	644
1968	505
1967	492
1966	512
1965	477
1964	500
1963	425
1962	472
1961	438
1960	520
1959	437
1958	431
1957	446
1956	455
1955	445
1954	454
1953	452
1952	485
1951	409
1950	471
1949	530
1948	522
1947	475
1946	483
1945	416
1944	359
1943	423
1942	523
1941	563
1940	548
1939	682
1938	666
1937	809
1936	809
1935	782
1934	820
1933	923
1932	1118
1931	1212
1930	1018
1929	958
1928	995
1927	993
1926	960
1925	1040
1924	1028
1923	1091
1922	1103
1921	952
1920	854
1919	723
1918	731
1917	841
1916	882
1915	895
1914	1110
1913	1261
1912	1319
1911	1244
1910	921
1909	733
1908	546
1907	30

100 200 300 400 500 600 700 800 900 1000 1100 1200 1300 1400 1500

COURT OF CRIMINAL APPEALS

COURT OF CRIMINAL APPEALS*

Three judges compose the court of criminal appeals, one from each of three electoral districts. Retention for a six-year term is effected by a non-partisan, non-competitive statewide election.

The court of criminal appeals has exclusive appellate jurisdiction in criminal cases. This includes the power to issue, hear and determine writs of habeas corpus, mandamus, quo warranto, certiorari, prohibition and other remedial writs.

*Art. 7, sec. 1, Okl. Cons.; 20 O.S. 1971 S 31

JUDGES OF THE COURT OF CRIMINAL APPEALS

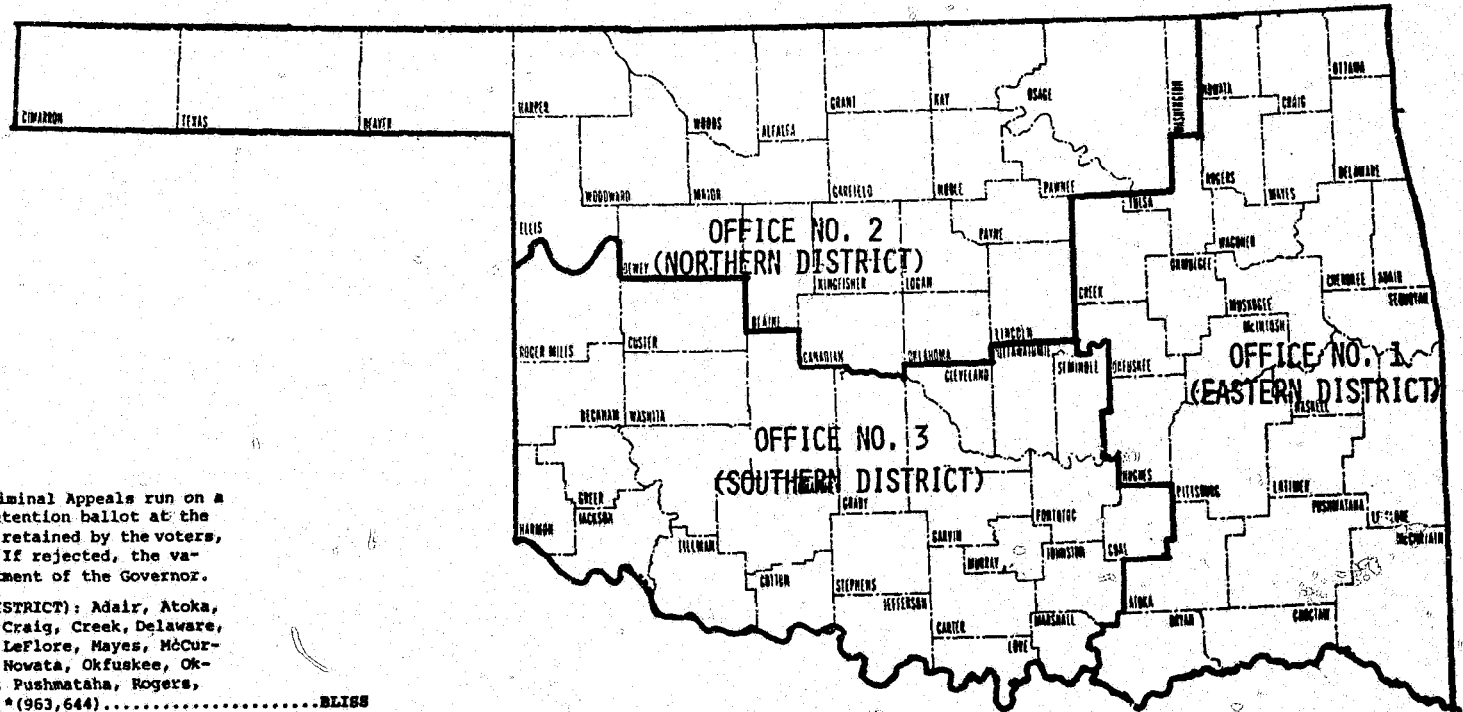
1976

TOM BRETT, Presiding Judge

C. F. BLISS, Judge

HEZ J. BUSSEY, Judge

COURT OF CRIMINAL APPEALS JUDICIAL DISTRICTS



Members of the Court of Criminal Appeals run on a non-partisan state-wide retention ballot at the general election only. If retained by the voters, they serve a 6 year term. If rejected, the vacancy is filled by appointment of the Governor.

Office No. 1 - (EASTERN DISTRICT): Adair, Atoka, Bryan, Cherokee, Choctaw, Craig, Creek, Delaware, Haskell, Hughes, Latimer, LeFlore, Mayes, McCurtain, McIntosh, Muskogee, Nowata, Okfuskee, Okmulgee, Ottawa, Pittsburg, Pushmataha, Rogers, Sequoyah, Tulsa, Wagoner. * (963,644).....BLISS

Office No. 2 - (NORTHERN DISTRICT): Alfalfa, Beaver, Blaine, Canadian, Cimarron, Dewey, Ellis, Garfield, Grant, Harper, Kay, Kingfisher, Lincoln, Logan, Major, Noble, Oklahoma, Osage, Pawnee, Payne, Texas, Washington, Woods, Woodward. * (963,088).....BRETT

Office No. 3 - (SOUTHERN DISTRICT): Beckham, Caddo, Carter, Cleveland, Custer, Coal, Comanche, Cotton, Garvin, Grady, Greer, Harmon, Jackson, Jefferson, Johnston, Kiowa, Love, McClain, Marshall, Murray, Pontotoc, Pottawatomie, Roger Mills, Seminole, Stephens, Tillman, Washita. * (632,497).....BUSBY

*Figures in parenthesis indicate 1970 official total population of Court of Criminal Appeals Judicial Districts.



COURT OF CRIMINAL APPEALS 1976 CASELOAD SUMMARY

#####

CASES FILED IN 1976:

REGULAR APPEALS 524
 POST CONVICTION 143
 ORIGINAL PROCEEDINGS 312

TOTAL CASES FILED 979

* * * * *

CASES TERMINATED IN 1976:

	<u>BY OPINION</u>	<u>BY ORDER</u>	<u>TOTAL TERMINATED</u>
REGULAR APPEALS:			
AFFIRMED	282	9	291
MODIFIED & AFFIRMED	23	-	23
REVERSED	41	5	46
DISMISSED	6	16	22
TOTALS	<u>352</u>	<u>30</u>	<u>382</u>
POST CONVICTION:			
GRANTED	-	3	3
AFFIRMING DENIAL	2	99	101
DISMISSED	2	27	29
REVERSED	1	11	12
DENIED	-	1	1
MODIFIED & AFFIRMED	-	-	-
TOTALS	<u>5</u>	<u>141</u>	<u>146</u>
ORIGINAL PROCEEDINGS:			
GRANTED	5	76	81
DISMISSED	2	169	171
DENIED	6	101	107
TOTALS	<u>13</u>	<u>346</u>	<u>359</u>

TOTAL TERMINATIONS BY OPINION . 370
 TOTAL TERMINATIONS BY ORDER 517
 TOTAL CASES TERMINATED IN 1976 887

* * * * *

PENDING CASES:

TOTAL CASES PENDING ON JANUARY 1, 1976 244
 TOTAL CASES PENDING ON DECEMBER 31, 1976. 336

1976

COURT OF CRIMINAL APPEALS

#####

Cases Disposed of by Crimes

ARSON	2	POSSESSION	28
ASSAULT	18	RAPE	8
BURGLARY	44	RECEIVING STOLEN PROP.	1
CARRYING CONCEALED WPN.	1	REV. OF SUS. SENTENCE	11
CHILD ABANDONMENT	0	ROBBERY	61
CONCEAL. STOLEN PROP.	11	SALE OF	18
D. W. I.	18	TRAFFIC VIOLATIONS	1
ESCAPE	10	MISCELLANEOUS APPEALS	37
FIREARM	4	JUVENILE	23
FORGERY AND/OR FRAUD	8	CERTIORARI	45
KIDNAPPING	6	HABEAS CORPUS	107
LARCENY	18	HABEAS CORPUS (BAIL)	22
LEWDNESS	4	MANDAMUS	136
MANSLAUGHTER	11	POST CONVICTION	147
MURDER	29	PROHIBITION	47
PERJURY	1	RESERVED QUESTION OF LAW	-10
			<u>887</u>

<u>COUNSEL</u>	<u>CASES FILED</u>	<u>CASES TERMINATED</u>
COURT APPOINTED	179	142
RETAINED	317	284
PUBLIC DEFENDER	159	144
DIST. ATTY. or STATE	39	0
PRO SE	284	285
OTHER	1	32
TOTAL COUNSEL	<u>979</u>	<u>887</u>

#####

COURT OF CRIMINAL APPEALS

14-YEAR COMPARISON 1963-1976

Year	Cases Filed	Cases Terminated	Increase or (Decrease) in Cases Pending
1963	135	115	20
1964	151	128	23
1965	274	186	88
1966	272	165	107
1967	409	231	178
1968	489	233	256
1969	695	637	58
1970	631	491	140
1971	802	994	(192)
1972	773	822	(49)
1973	719	843	(124)
1974	843	836	7
1975	814	790	24
1976	979	887	92

COURT OF CRIMINAL APPEALS
CASES FILED AND TERMINATED

1976

COUNTY	FILED	TERMINATED	COUNTY	FILED	TERMINATED
ADAIR	5	4	LINCOLN	9	8
ALFALFA	2	3	LOGAN	2	4
ATOKA	8	7	LOVE	2	2
BEAVER	1	1	MAJOR	4	2
BECKHAM	5	1	MARSHALL	3	3
BLAINE	1	2	MAYES	6	4
BRYAN	6	9	MC CLAIN	3	1
CADDO	6	6	MC CURTAIN	10	10
CANADIAN	7	8	MC INTOSH	4	5
CARTER	31	25	MURRAY	3	0
CHEROKEE	5	4	MUSKOGEE	25	17
CHOCTAW	8	7	NOBLE	1	1
CIMARRON	1	1	NOWATA	0	2
CLEVELAND	32	22	OKFUSKEE	2	1
COAL	1	2	OKLAHOMA	292	271
COMANCHE	29	26	OKMULGEE	8	6
COTTON	2	3	OSAGE	8	6
CRAIG	3	2	OTTAWA	6	5
CREEK	13	9	PAWNEE	2	2
JUSTER	3	3	PAYNE	12	8
DELAWARE	0	0	PITTSBURG	53	51
DEWEY	4	3	PONTOTOC	12	12
ELLIS	1	1	POTTAWATOMIE	19	26
GARFIELD	13	8	PUSHMATAHA	1	1
GARVIN	3	6	ROGER MILLS	0	0
GRADY	8	7	ROGERS	4	3
GRANT	1	1	SEMINOLE	6	13
GREER	3	3	SEQUOYAH	10	12
HARMON	0	0	STEPHENS	8	6
HARPER	0	0	TEXAS	2	2
HASKELL	1	2	TILLMAN	4	3
HUGHES	0	0	TULSA	169	158
JACKSON	6	3	WAGONER	3	2
JEFFERSON	1	1	WASHINGTON	16	10
JOHNSTON	2	1	WASHITA	3	1
KAY	7	6	WOODS	1	2
KINGFISHER	7	8	WOODWARD	9	9
KIOWA	9	8			
LATIMER	0	1			
LE FLORE	22	14	TOTALS	979	887

COURT OF CRIMINAL APPEALS

CASES FILED 1908 - 1976

1976	979
1975	814
1974	843
1973	719
1972	773
1971	802
1970	631
1969	695
1968	489
1967	409
1966	272
1965	274
1964	151
1963	135
1962	158
1961	171
1960	143
1959	149
1958	131
1957	154
1956	123
1955	152
1954	116
1953	152
1952	184
1951	170
1950	174
1949	165
1948	185
1947	187
1946	108
1945	109
1944	114
1943	109
1942	168
1941	223
1940	188
1939	202
1938	158
1937	189
1936	196
1935	201
1934	181
1933	160
1932	184
1931	274
1930	350
1929	440
1928	402
1927	396
1926	474
1925	606
1924	402
1923	455
1922	379
1921	251
1920	228
1919	181
1918	263
1917	332
1916	281
1915	236
1914	226
1913	271
1912	325
1911	574
1910	468
1909	457
1908	62

100 200 300 400 500 600 700 800 900 1000

INSTITUTIONS OF SPECIAL COGNIZANCE

COURT ON THE JUDICIARY*

The court on the judiciary consists of a trial and an appellate division, with nine judges per division. Each division selects one of its members as presiding judge.

The trial division may, for cause, (a) remove from office any judge, state or municipal**, (b) compulsorily retire a judge, or (c) suspend a judge without pay for any time period. Either the defendant-judge or the specially appointed prosecutor may, within ten days of judgment, appeal the trial division's judgment to the appellate division.

*Art. 7A, Okl. Cons.
**20 O.S. Supp. 1975 § 1404.

COURT ON THE JUDICIARY ACTIVITY

TRIAL DIVISION			APPELLATE DIVISION		
Year	Filed	Terminated	Year	Filed	Terminated
1971	1	1	1971	0	0
1975	2*	2*	1975	3*	2*
1976	3	3	1976	0	1

*same defendant-judge

COURT ON THE JUDICIARY

1976

APPELLATE DIVISION

TRIAL DIVISION

DON BARNES, Presiding Judge
Justice Supreme Court

CHARLES M. WILSON, Presiding Judge
Judicial District No. 2

ROBERT SIMMS, Vice Presiding Judge
Justice Supreme Court

ELVIN J. BROWN, Vice Presiding Judge
Judicial District No. 21

TOM BRETT, Judge
Court of Criminal Appeals

JACK BROCK, Judge
Judicial District No. 5

LAVERN FISHEL, Judge
Judicial District No. 25

JOHN MALEY, Judge
Judicial District No. 24

RAYMOND W. GRAHAM, Judge
Judicial District No. 14

WILLIAM W. MEANS, Judge
Judicial District No. 14

KENNETH HUGHES, Judge
Judicial District No. 24

JACK R. PARR, Judge
Judicial District No. 7

HOMER SMITH, Judge
Judicial District No. 7

DONALD E. POWERS, Judge
Judicial District No. 23

JOE D. SHUMATE, Judge
Judicial District No. 21

DON H. HAMPTON, Judge
Judicial District No. 10

HOWARD M. McBEE, Judge
Lawyer

JOHN R. RICHARDS, Judge
Lawyer

STATE INDUSTRIAL COURT*

The state industrial court consists of five judges appointed by the governor with the advice and consent of the senate. The court hears and determines compensation claims in industrial accident cases. It has the power to formulate its own rules and procedures and to conduct necessary investigations. The award or decision of the court is final and conclusive as between the parties unless an appeal is filed within the statutory time either to the court en banc or to the supreme court.

*85 O.S. 1971 §69.1

JUDGES OF THE STATE INDUSTRIAL COURT

1976

SILAS C. WOLF, Presiding Judge
THOMAS N. GUDGEL, Jr., Judge
JAMES M. FULLERTON, Jr., Judge
YVONNE SPARGER, Judge
A. L. VOTH, Judge

STATE INDUSTRIAL COURT ACTIVITY

Year	Number of Filings Terminated	Amount of Awards
1971	7809	\$ 16,739,721
1972	8433	18,190,083
1973	8035	22,351,751
1974	9075	28,355,350
1975	9737	33,482,036
1976	10712	35,472,430

The term "filing" means either a new claim or an ancillary proceeding to an existing claim that requires disposition after hearing.

COURT OF BANK REVIEW

The court of bank review consists of three district judges designated by the governor and confirmed by the senate. Each judge is from a different court of criminal appeals district and serves a four-year term.

The court meets on call of the presiding judge to hear and determine all appeals from final orders by the banking department commissioner and by the banking board. It may: (a) affirm the appealed order; (b) direct affirmative action; or (c) reverse or modify the order. The decision is subject to review by the supreme court on certiorari.

*6 O.S. 1971 § 207

COURT OF BANK REVIEW

1976

MARGARET LAMM McCALISTER, Presiding Judge
Judicial District No. 14

DONALD E. POWERS, Judge
Judicial District No. 23

FRANK H. SEAY, Judge
Judicial District No. 22

COURT OF BANK REVIEW ACTIVITY 1971 — 1976

YEAR	FILED	TERMINATED	PENDING
1971	9	4	11
1972	5	4	4
1973	14	10	11
1974	3	9	5
1975	8	6	7
1976	9	8	8

COURT OF TAX REVIEW*

The court of tax review is composed of three district judges designated by the governor, with the state auditor serving as clerk. The court hears and determines all protests against allegedly illegal levies. No activity was reported in 1976.

***68 O.S. 1971 § 24104**

COURT OF TAX REVIEW

1976

KIRK WOODLIFF, Presiding Judge

RAY LEE WALL, Judge

ALMA B. WILSON, Judge

COUNCIL ON JUDICIAL COMPLAINTS

The council on judicial complaints was established by an act of the 1974 session of the legislature*, effective May 23, 1974. The council's duty is to investigate complaints concerning the misconduct of judicial officers. The council may recommend to the chief justice of the supreme court the prosecution of a judge before the court on the judiciary.

The council is composed of three persons, two lawyers and one non-lawyer. The president pro tempore of the Oklahoma Senate, the speaker of the Oklahoma House of Representatives and the president of the Oklahoma Bar Association each appoint one member. Members serve staggered five-year terms and cannot succeed themselves.

Members may claim \$25.00 for each day or fraction of a day served as well as reimbursement of travel expenses.

*20 O. S. Supp. 1974 § 1651-1661.

COUNCIL ON JUDICIAL COMPLAINTS — 1976 MEMBERS

LE ROY BLACKSTOCK, CHAIRMAN
(Five-year term)

Appointed by:
President of the Oklahoma Bar Association

WILLIAM WESLEY MILLER, Jr., VICE CHAIRMAN
(Four-year term)

Appointed by:
Speaker of the House of Representatives

JAMES WATIE MAYO, MEMBER
(Three-year term)

Appointed by:
President Pro Tempore of the Senate

COUNCIL ON JUDICIAL COMPLAINTS

Year	Complaints Submitted	Complaints Disposed of	Method of Disposition			Pending 12/31
			Dismissed	Recommended Prosecution	Moot due to Resig. or Death	
1974	31	15	15			16
1975	42	40	30	5	5	18
1976	37	42	21	19	2	13

In 1974 more than one complaint was submitted against each of 4 judges.

In 1975 more than one complaint was submitted against each of 6 judges.

In 1976 more than one complaint was submitted against each of 5 judges.

JUDICIAL NOMINATING COMMISSION

1976

DON Q. HEWETT

JOE COLE

DR. LEIGH CRAMER

DAVE M. WECHSLER

WILLIS CHOATE

MRS. HELEN PEARCE

JAMES BARNETT

C.B. SAVAGE

JAMES BOUNDS

TOM HIERONYMUS

H.H. MONTGOMERY, Chairman

ANDREW C. WILCOXEN, Jr.

HOWARD K. BERRY

Chosen By:

GOVERNOR

GOVERNOR

GOVERNOR

GOVERNOR

GOVERNOR

GOVERNOR

COMMISSION MEMBER

OKLAHOMA BAR ASSOCIATION

OKLAHOMA BAR ASSOCIATION

OKLAHOMA BAR ASSOCIATION

OKLAHOMA BAR ASSOCIATION

OKLAHOMA BAR ASSOCIATION

OKLAHOMA BAR ASSOCIATION

III. DISTRICT COURT

EXPLANATORY NARRATIVE – SECTION III

Section III relates to the district courts and its five parts include: organizational framework and jurisdiction, statewide statistics, judicial district statistics, county statistics, and "per judge" statistics. Caseload activity in each statistical analysis reflects four levels: 1) total litigation, 2) combined civil* and combined criminal** litigation, 3) domestic, juvenile, probate, small claims, other civil, felony and misdemeanor litigation, and 4) different filing classifications under each litigation category.

Each group of charts in this section is prefaced by an explanation and an analysis. Statewide totals are reflected in the judicial district and county tables.

* Combined civil consists of domestic, probate, small claims, other civil, and juvenile litigation.

** Combined criminal consists of felony and misdemeanor litigation.

DISTRICT COURT
ORGANIZATIONAL FRAMEWORK AND JURISDICTION


DISTRICT COURT*

The district court has: unlimited original jurisdiction over all justiciable matters; power to review administrative action; and power to issue writs, remedial or otherwise, which are necessary to effect any order or judgment.

There are 24 district court judicial districts. Judges include: 64 district judges, 77 associate district judges (one per county), and 48 special judges.

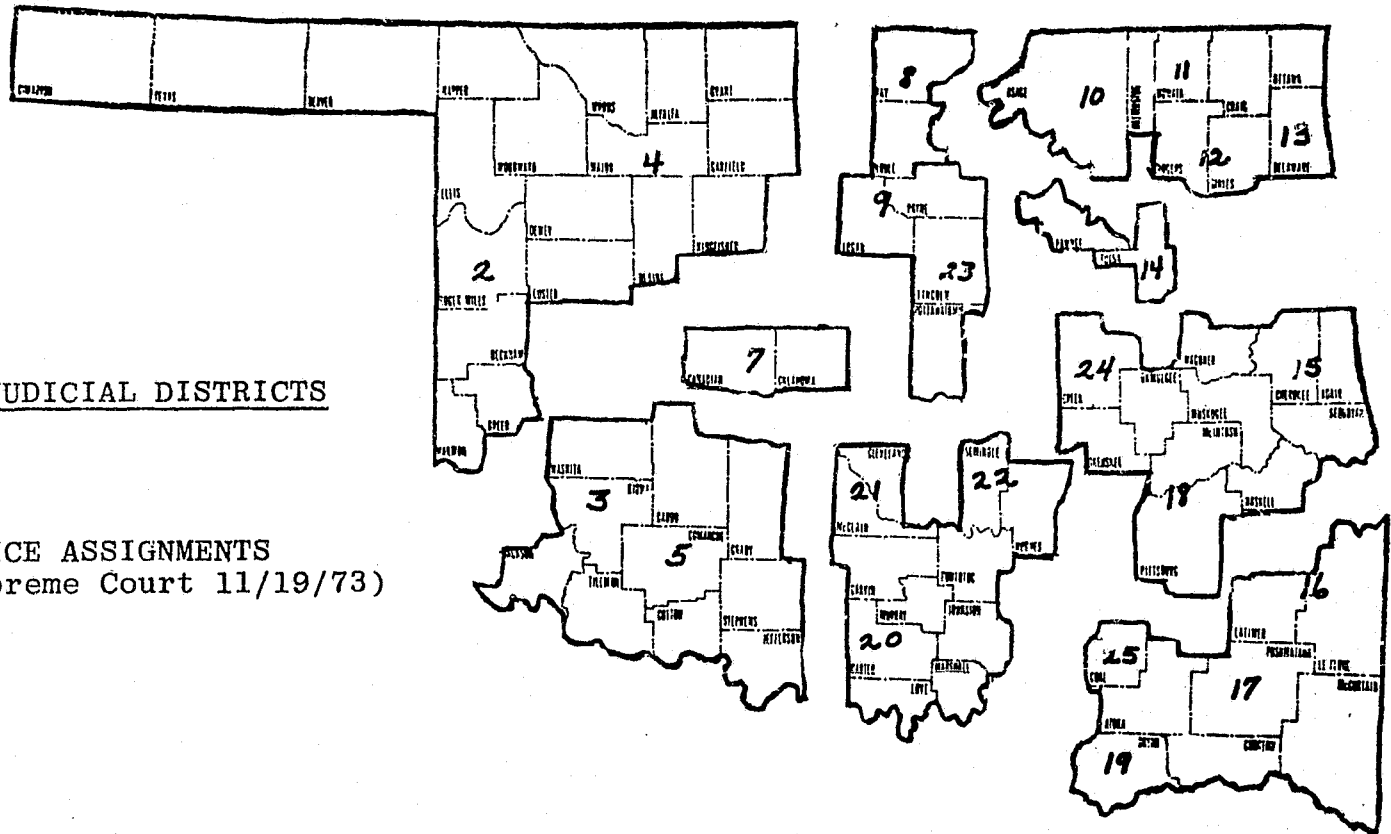
District and associate district judges are elected on a non-partisan ballot in a competitive election for a four-year term. Statutorily authorized special judges are appointed by and serve at the pleasure of the district judges of the particular judicial administrative district (Nine judicial administrative districts, see map).

*Art. 7, Sec. 1, Okl. Const.



CONTINUED

1 OF 5



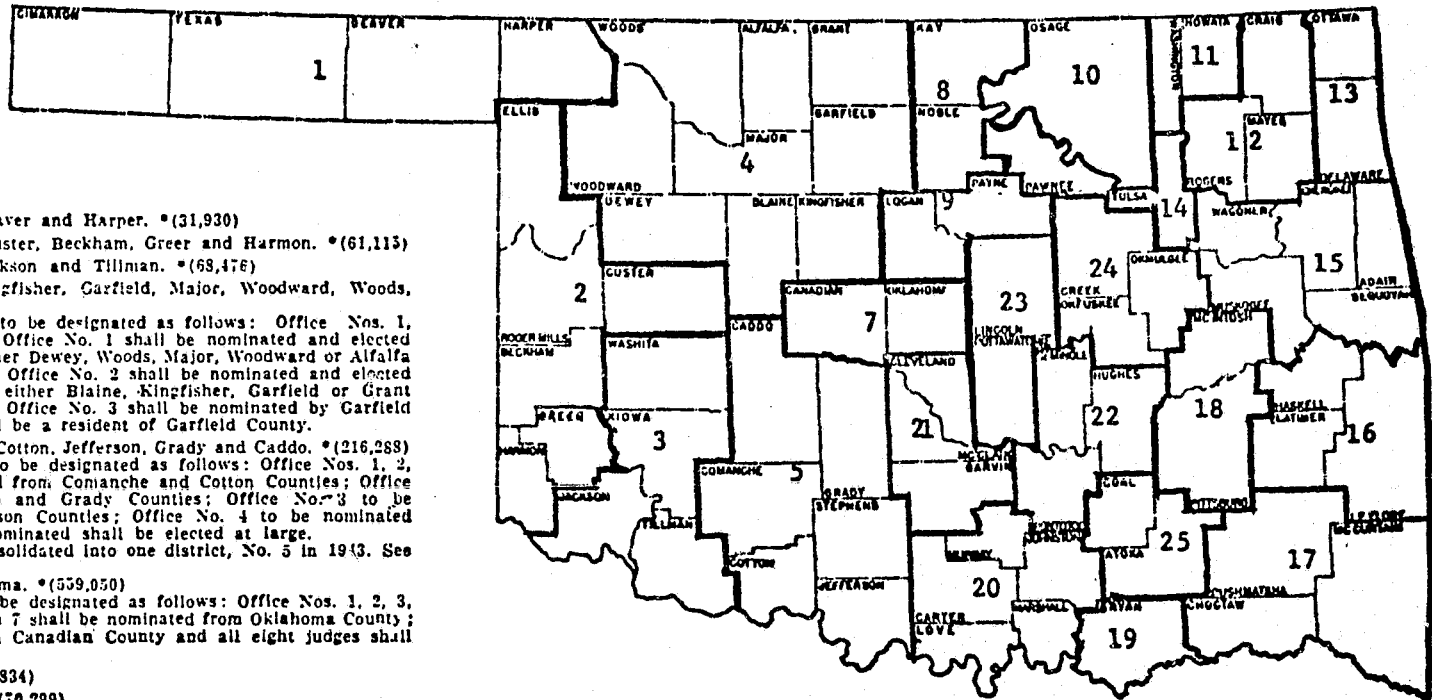
ADMINISTRATIVE JUDICIAL DISTRICTS

CIRCUIT JUSTICE ASSIGNMENTS
 (Adopted by the Supreme Court 11/19/73)

70

<u>Administrative Judicial Districts</u>	<u>Judicial Districts</u>	<u>Presiding Judge</u>	<u>Circuit Justice</u>	<u>Co-designee Circuit Justice</u>
Northeastern	10, 11, 12 & 13	Arthur J. Boose	Lavender	Davison
Southeastern	16, 17, 19 & 25	Lavern Fishel	Hodges	Barnes
Oklahoma-Canadian	7	Harold C. Theus	Berry	Simms
Northwestern	1, 2 & 4	Charles M. Wilson	Irwin	Doolin
South Central	20, 21 & 22	Joe D. Shumate	Williams	Davison / Hodges
Tulsa-Pawnee	14	William W. Means	Simms	Berry
East Central	15, 18 & 24	Kirk Woodliff	Barnes	Hodges
North Central	8, 9 & 23	Donald E. Powers	Davison	Lavender
Southwestern	3 & 5	Weldon Ferris	Doolin	Irwin / Williams

JUDICIAL DISTRICTS



District

1. The counties of Cimarron, Texas, Beaver and Harper. *(31,930)
2. The counties of Ellis, Roger Mills, Custer, Beckham, Greer and Harmon. *(61,115)
3. The counties of Washita, Klowa, Jackson and Tillman. *(68,476)
4. The counties of Dewey, Blaine, Kingfisher, Garfield, Major, Woodward, Woods, Alfalfa and Grant. *(134,399)
Said District shall have three judges to be designated as follows: Office Nos. 1, 2 and 3. All candidates who file for Office No. 1 shall be nominated and elected at large and shall be a resident of either Dewey, Woods, Major, Woodward or Alfalfa Counties; all candidates who file for Office No. 2 shall be nominated and elected at large and shall be a resident of either Blaine, Kingfisher, Garfield or Grant Counties; all candidates who file for Office No. 3 shall be nominated by Garfield County and elected at large and shall be a resident of Garfield County.
5. The counties of Comanche, Stephens, Cotton, Jefferson, Grady and Caddo. *(216,288)
Said District shall have four judges to be designated as follows: Office Nos. 1, 2, 3 and 4. Office No. 1 to be nominated from Comanche and Cotton Counties; Office No. 2 to be nominated from Caddo and Grady Counties; Office No. 3 to be nominated from Stephens and Jefferson Counties; Office No. 4 to be nominated from Comanche County. Judges so nominated shall be elected at large.
NOTE: Judicial Districts 5 and 6 consolidated into one district, No. 5 in 1943. See 20 U.S. 1961, §92b.
7. The counties of Canadian and Oklahoma. *(539,050)
Said District shall have eight judges to be designated as follows: Office Nos. 1, 2, 3, 4, 5, 6, 7 and 8. Office Nos. 1 through 7 shall be nominated from Oklahoma County; Office No. 8 shall be nominated from Canadian County and all eight judges shall be elected at large.
8. The counties of Noble and Kay. *(58,834)
9. The counties of Logan and Payne. *(70,299)
10. The county of Osage. *(29,750)
11. The counties of Washington and Nowata. *(52,050)
12. The counties of Rogers, Mayes and Craig. *(66,449)
13. The counties of Ottawa and Delaware. *(47,567)
14. The counties of Tulsa and Pawnee. *(413,001)
Said District to have five judges to be designated as follows: Office Nos. 1, 2, 3, 4 and 5. Office Nos. 1 through 4 shall be nominated from Tulsa County; Office No. 5 shall be nominated from Pawnee County and all five judges shall be elected at large.
15. The counties of Wagoner, Cherokee, Adair, Muskogee and Sequoyah. *(143,390)
Said District shall have three judges to be nominated and elected at large; provided, that said judges shall be designated and distinguished in filing for and making nominations as follows: Nos. 1, 2 and 3. Provided, further, that all candidates who file for Office No. 1, shall be residents of Muskogee County; all candidates who file for Office No. 2 shall be residents of Wagoner or Cherokee Counties, and all candidates who file for Office No. 3 shall be residents of Adair or Sequoyah Counties.
16. The counties of Haskell, Leflore and Latimer. *(50,316)
17. The counties of Pushmataha, McCurtain and Choctaw. *(53,168)
18. The counties of McIntosh and Pittsburg. *(49,993)
19. The county of Bryan. *(25,552)
20. The counties of Love, Carter, Murray, Johnston and Marshall. *(69,207)
Said District to have two judges designated as Office Nos. 1 and 2. Office No. 1 shall be nominated from Carter County and Office No. 2 shall be nominated from either Love, Murray, Johnston or Marshall counties. Judges so nominated shall be elected at large.

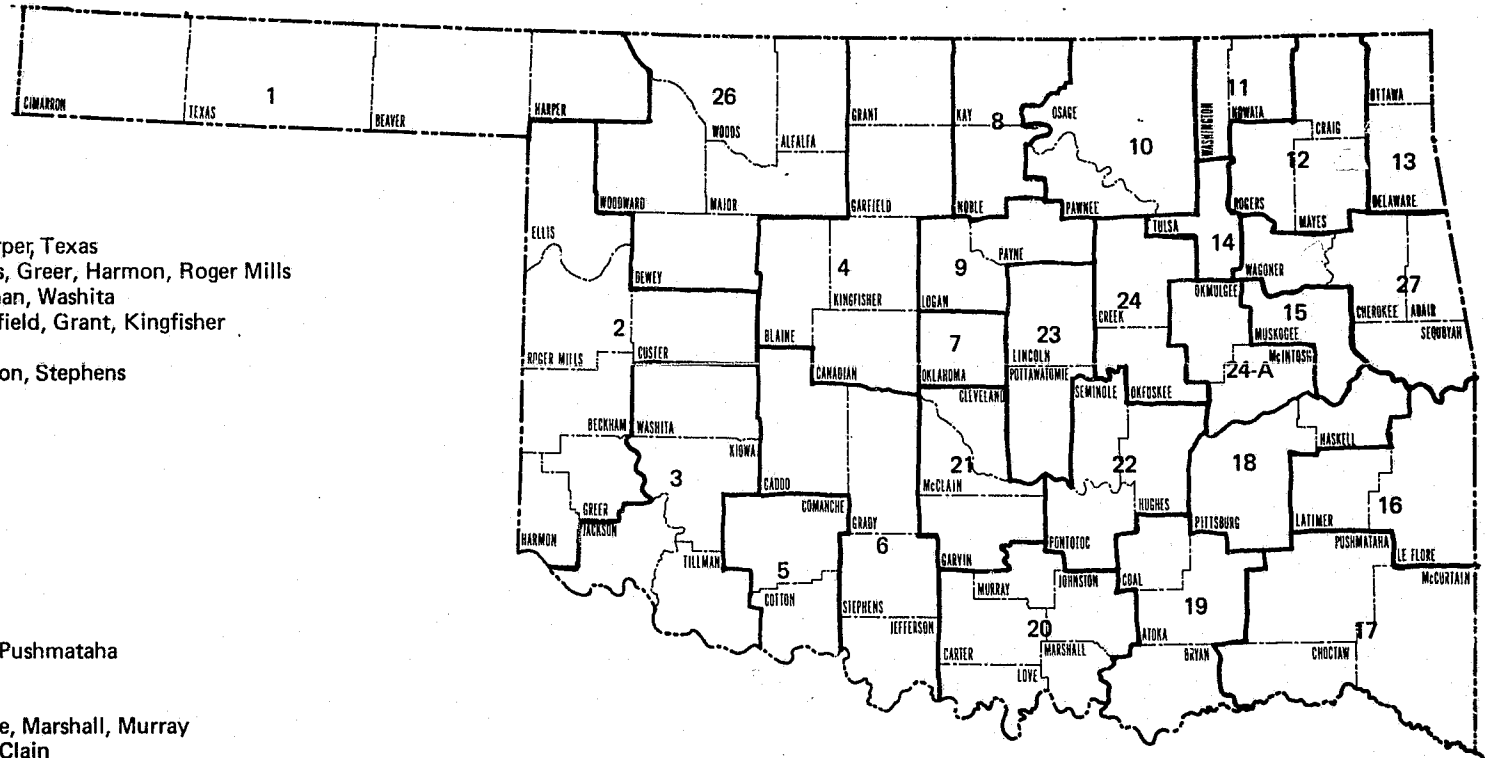
21. The counties of Garvin, McClain and Cleveland. *(120,870)
Said District to have two judges designated as Office Nos. 1 and 2. Office No. 1 shall be nominated from Cleveland County and Office No. 2 shall be nominated from either Garvin or McClain counties. Judges so nominated shall be elected at large.
22. The counties of Seminole, Hughes and Pontotoc. *(66,239)
Said District to have three judges designated as Office Nos. 1, 2 and 3. Office No. 1 shall be nominated from Hughes or Seminole County; Office No. 2 shall be nominated from Pontotoc County; Office No. 3 shall be nominated from Seminole County. Judges so nominated shall be elected at large.
23. The counties of Lincoln and Pottawatomie. *(62,616)
Said District to have two judges designated as Office Nos. 1 and 2. Office No. 1 shall be nominated from Lincoln County; Office No. 2 shall be nominated from Pottawatomie County. Judges so nominated shall be elected at large.
24. The counties of Okmulgee, Creek and Muskogee. *(91,573)
Said District to have five judges designated as Office Nos. 1, 2, 3, 4 and 5. Office No. 1 shall be nominated from Creek County; Office No. 2 shall be nominated from Okfuskee County; Office No. 3 shall be nominated from Okmulgee County; Office No. 4 shall be nominated from Creek County; Office No. 5 shall be nominated from Okmulgee County. Judges so nominated shall be elected at large.
25. The counties of Coal and Atoka. *(16,497)

*Figures in parenthesis indicate 1970 official total population of Judicial District.

PRINCIPAL TRIAL COURT LOCATIONS



PROSECUTORIAL DISTRICTS



Dist. No.

- 1 Beaver, Cimarron, Harper, Texas
- 2 Beckham, Custer, Ellis, Greer, Harmon, Roger Mills
- 3 Jackson, Kiowa, Tillman, Washita
- 4 Blaine, Canadian, Garfield, Grant, Kingfisher
- 5 Comanche, Cotton
- 6 Caddo, Grady, Jefferson, Stephens
- 7 Oklahoma
- 8 Kay, Noble
- 9 Logan, Payne
- 10 Osage, Pawnee
- 11 Nowata, Washington
- 12 Craig, Mayes, Rogers
- 13 Delaware, Ottawa
- 14 Tulsa
- 15 Muskogee
- 16 Latimer, LeFlore
- 17 Choctaw, McCurtain, Pushmataha
- 18 Haskell, Pittsburg
- 19 Atoka, Bryan, Coal
- 20 Carter, Johnston, Love, Marshall, Murray
- 21 Cleveland, Garvin, McClain
- 22 Hughes, Pontotoc, Seminole
- 23 Lincoln, Pottawatomie
- 24 Creek, Okfuskee
- 24-A McIntosh, Okmulgee
- 26 Alfalfa, Dewey, Major, Woodward, Woods
- 27 Adair, Cherokee, Sequoyah, Wagoner

JUDGES OF THE DISTRICT COURT
BY
JUDICIAL ADMINISTRATIVE DISTRICTS

EAST CENTRAL

Kirk Woodliff, Presiding Judge

District Judges

	District	Division
Wm. H. Bliss	15	I
Edward Hardy Summers	15	II
Bill Ed Rogers	15	III
Robert A. Layden	18	
Kenneth Hughes	24	I
Charles Woodson	24	I
Jess I. Miracle	24	II
John Maley	24	III
Kirk Woodliff	24	III

Associate District Judges

	County		
Richard W. Carpenter	Wagoner	15	I
Lynn Burris	Cherokee	15	I
Lyle Burris	Muskogee	15	II
R. O. Ingle	Sequoyah	15	III
L. T. Spray	Adair	15	III
Marshall Warren	McIntosh	18	
James B. Martin	Pittsburg	18	
Streeter Speakman	Creek	24	I
O. C. Craig	Okfuskee	24	II
O. E. Richeson	Okmulgee	24	III

Special Judges

	County		
J. R. Settle	Muskogee	15	II
Lonnie Wesley Brown	Pittsburg	18	
Clyde T. Patrick	Creek	24	I
Anne Moroney	Okmulgee	24	III

NORTH CENTRAL

Donald E. Powers, Presiding Judge

District Judges

Lowell Doggett	8	
Ray Lee Wall	9	
Donald E. Powers	23	
Lloyd H. Henry	23	

Associate District Judges

	County		
Roger Mullins	Kay	8	
Paul W. Cress	Noble	8	
William W. Wheeler	Logan	9	
Leon York	Payne	9	
Glenn Daie Carter	Pottawatomie	23	
Robert L. Foster	Lincoln	23	

Special Judges

	County		
Leslie D. Page	Kay	8	
John R. Couch, Jr.	Payne	9	
Jesse R. Field	Pottawatomie	23	

NORTHEASTERN

Arthur J. Boose, Presiding Judge

District Judges

	District	Division
Don H. Hampton	10	
Arthur J. Boose	11	
William J. Whistler	12	
Sam C. Fullerton	13	

Associate District Judges

County		
Mermon H. Potter	Osage	10
Glenn H. Chappell	Nowata	11
James H. Laughlin	Washington	11
James D. Pendergrass	Craig	12
Edwin M. Moore	Mayes	12
Edwin Doyle Carden	Rogers	12
Frieden L. Machesney	Delaware	13
Jon David Douthitt	Ottawa	13

Special Judges

County		
Riley B. Quarles	Osage	10
James D. Plunkett	Washington	11
Martha Sue Thompson	Ottawa	13
Jess B. Clanton, Jr.*	Rogers	12

NORTHWESTERN

Charles M. Wilson, Presiding Judge

District Judges

Merle Lansden	1	
Charles M. Wilson	2	
George Howard Wilson	4	I
J. Russell Swanson	4	I & II
Joseph A. Young, Jr.	4	III

Associate District Judges

County		
James F. Lane	Beaver	1
Charles R. Board	Cimarron	1
Richard W. Pickens	Harper	1
Don Dale	Texas	1
Gary P. McGinn	Beckham	2
Eph Monroe	Custer	2
Charley W. Barton	Ellis	2
W. B. Garrett	Greer	2
Victor Paul McClain	Harmon	2
Giles C. Peterson	Roger Mills	2
Park W. Lamerton	Garfield	4
Allan Falkenstine	Blaine	4
John W. Michael	Grant	4
Court Pappé	Kingfisher	4
Vacancy	Alfalfa	4
Robert W. Collier	Dewey	4
James A. Wilkinson	Major	4
Ray Don Jackson	Woodward	4
Ray Dean Linder	Woods	4

Special Judges

County		
James W. Musser	Garfield	4

*Appointed as extra-statutory special judge - 11/24/75

OKLAHOMA-CANADIAN

Harold C. Theus, Presiding Judge

District Judges

	District	Division
Oklahoma County:		
Carmon C. Harris	7	
David M. Cook	7	
Jack R. Parr	7	
Charles L. Owens	7	
Harold C. Theus	7	
Wm. S. Myers	7	
Homer Smith	7	
Joe Cannon	7	
Stewart M. Hunter	7	
William C. Kessler	7	
Raymond Naifeh	7	
William Robert Saied	7	
Canadian County:		
Floyd L. Martin	7	

Associate District Judges

	County	
Gar C. Graham	Oklahoma	7
John Vincent Whelan	Canadian	7

Special Judges

	County	
Creston B. Williamson	Oklahoma	7
Robert D. Epperson	Oklahoma	7
Arthur Robert Swank, Jr.	Oklahoma	7
William M. Allen	Oklahoma	7
Byron E. McFall	Oklahoma	7
Charlie Y. Wier	Oklahoma	7
Arthur Lory Rakestraw	Oklahoma	7
Charles E. Halley	Oklahoma	7
Paul W. Dudley	Oklahoma	7
Jon Lee Hester*	Oklahoma	7
Joe Samuel Wallace*	Oklahoma	7
Michael John Tullius*	Oklahoma	7
Henry Albert Taylor	Canadian	7

SOUTH CENTRAL

Joe D. Shumate, Presiding Judge

District Judges

James Dillard	20	I
G. Dixie Colbert	20	II
Elvin J. Brown	21	I
Alma Wilson	21	I
Joe D. Shumate	21	II
Ronald Jones	22	I
Frank H. Seay	22	II & III
Rudolph Hargrave	22	II

Associate District Judges

	County		
Earl E. LeVally	Carter	20	I
Thomas E. Shaw, Jr.	Johnston	20	II
Owen Townsend	Marshall	20	II
William R. Fulton	Murray	20	II
Clint G. Livingston	Love	20	II
Alan J. Couch	Cleveland	21	I
Haskell Paul	Garvin	21	II
Gary Lee Blevins	McClain	21	II
Calvert Cannon	Pontotoc	22	I
Bill Biggers	Seminole	22	II
Bob Rives	Hughes	22	III

Special Judges

	County		
Thomas S. Walker	Carter	20	I
James Kenneth Love	Cleveland	21	I
Sam J. Goodwin	Garvin	21	II
Molly W. Shi	Pontotoc	22	I
Earl A. Davis	Seminole	22	II
Edward Michael McDanel	Cleveland	21	I

*Appointed as extra-statutory Special Judges 2/29/76

SOUTHEASTERN

Lavern Fishel, Presiding Judge

District Judges

	District	Division
Pat Pate	16	
Neal Merriott	17	
Joe C. Taylor	19	
Lavern Fishel	25	

Associate District Judges

	County	
John N. Henderson	Haskell	16
Harrell F. Followell	LeFlore	16
Bill Welch	Latimer	16
Jerry Welch	Pushmataha	17
Ralph K. Jenner	Choctaw	17
John Anthony Benson	McCurtain	17
Vacancy	Bryan	19
John Thomas Lawson	Coal	25
Merline Bonner	Atoka	25

Special Judges

	County	
Simon B. Spradlin	LeFlore	16
Reed Blankenship	McCurtain	17
Philip R. Douglas	Bryan	19

SOUTHWESTERN

Weldon Ferris, Presiding Judge

District Judges

Weldon Ferris	3	
Sam M. Williams	5	I
Jack Brock	5	II
James Winston Raburn	5	II
William M. Roberts	5	II
Hegel Branch, Jr.	5	III

Associate District Judges

	County	
John Charles Edwards	Washita	3
Clarence W. Hunter	Kiowa	3
Loys Criswell	Jackson	3
Harrison Roe	Tillman	3
Milbern Jay Adams	Caddo	5
Clarence L. Maher	Grady	5
Chad Beldsoe	Comanche	5
Carl Dolman	Cotton	5
P. C. Largent, Jr.	Jefferson	5
George W. Lindley	Stephens	5

Special Judges

	County	
Temple Bailey	Jackson	3
L. O. Thomas	Caddo	5
Donald H. Horn	Grady	5
Keith B. Aycock	Comanche	5
David W. Carter	Comanche	5
Robert G. Perrine	Stephens	5

TULSA-PAWNEE

William W. Means, Presiding Judge

District Judges

	District	Division
Tulsa County:		
Raymond Graham	14	
Robert G. Green	14	
William W. Means	14	
Joe Jennings	14	
Margaret Lamm McCalister	14	
Richard V. Armstrong	14	
Jay Dean Dalton	14	
Patricia M. Hoebel	14	
Robert F. Martin, Jr.	14	
Milford M. McDougal	14	
Ronald Ricketts	14	

Associate District Judges

	County	
Billy Rex Beasley	Tulsa	14
O. S. Palmer	Pawnee	14

Special Judges

	County	
Robert E. Caldwell	Tulsa	14
Dean L. Nichols	Tulsa	14
Robert R. Edmiston	Tulsa	14
Richard E. Comfort	Tulsa	14
Earl Truesdell	Tulsa	14
Edward E. Stephens	Tulsa	14
David E. Winslow	Tulsa	14
S. Thomas Coleman, Jr.	Tulsa	14

JUDICIAL CHANGES ON THE DISTRICT COURT BENCH

January, 1973 - Dec., 1976

BY ADMINISTRATIVE DISTRICTS

EAST CENTRAL

Presiding Judge

Bill Haworth Resigned 9/25/75

Replaced by:

Kirk Woodliff 9/25/75

District Judges

C. F. June Bliss Appt. to Ct. of Crim. App. 11/27/72
 E. G. Carroll Retired 1/13/75
 Robert J. Bell Retired 1/13/75
 Bill Haworth Removed 11/22/75

Wm. H. Bliss 2/13/73
 Bill Ed Rogers 1/13/75
 Robert Layden 1/13/75
 Edward Hardy Summers 8/18/76

Associate District Judges

Wm. H. Bliss Elected DJ 2/13/73
 Angelyn Jones Retired 1/13/75
 Bill Ed Rogers Elected DJ 1/13/75
 David Harris Not Elected 1/13/75
 W. A. Whittlesey Retired 1/13/75
 Chas. E. Steele Not Elected 1/13/75
 John W. Porter, Jr. Retired 6/30/76

Lynn Burris 5/23/73
 Richard Carpenter 1/13/75
 R. O. Ingle 1/13/75
 L. T. Spray 1/13/75
 Streeter Speakman 1/13/75
 O. E. Richeson 1/13/75
 Lyle Burris 8/30/76

Special Judges

Cecil E. Robertson Deceased 12/11/73
 Sam F. Stowers Resigned 7/28/74
 James Jordon Resigned 7/24/74
 Rolla Jay Cook Resigned 6/21/76

Rolla J. Cook 1/10/74
 Lonnie W. Brown 7/8/74
 Anne Moroney 7/29/74
 J. R. Settle 8/23/76

NORTH CENTRAL

Presiding Judge

R. L. Hert Retired 1/13/75

Donald E. Powers 1/13/75

District Judges

R. L. Hert Retired 1/13/75

Ray Lee Wall 1/13/75

Associate District Judges

Henry Dolezal Retired 1/13/75
 Mildred Patterson Retired 12/1/74

Paul W. Cress 1/13/75
 Wm. W. Wheeler 1/13/75

Special Judges

George Van Wagner Resigned 6/1/73
 Richard J. Stoad Resigned 3/1/74

Jesse Field 6/11/73
 John Couch, Jr. 3/1/74

NORTHEASTERN

Presiding Judge

Laton L. Doty Retired 1/13/75

Arthur J. Boose 1/13/75

District Judges

Laton L. Doty Retired 1/13/75
 John Q. Adams Not Elected 1/13/75
 Richard W. Smith Deceased 5/6/76

Arthur J. Boose 1/13/75
 Wm. J. Whistler 1/13/75
 Sam C. Fullerton 7/9/76

Associate District Judges

Arthur J. Boose Elected DJ 1/13/75
 Wm. J. Whistler Elected DJ 1/13/75
 George Russell Retired 1/13/75
 Sam C. Fullerton Appt. DJ 7/8/76

James H. Laughlin 1/13/75
 James Pendergrass 1/13/75
 Sam C. Fullerton 1/13/75
 Jon David Douthitt 11/22/76

Special Judges

H. P. Walker Deceased 8/2/75
 Jess B. Clanton, Jr. Appt. as Extra-Stat. Spec. Judge 11/24/75
 James D. Plunkett Retired 1/15/77

Martha Sue Thompson 8/18/75

NORTHWESTERN

Associate District Judges

Edwin B. McManan	Deceased	6/2/71
Harry C. Hicks	Retired	9/1/73
W. L. Owens	Resigned	2/28/69
John Butler	Retired	7/1/72
Joseph S. Warzyn	Not Elected	1/13/75
Wayne B. Smith	Not Elected	1/13/75
Harris C. Bleckley	Not Elected	1/13/75

Replaced by:

Chas. R. Board	2/1/74
Victor McClain	6/27/74

James Wilkinson	1/13/75
John Michael	1/13/75
Court Pappé	1/13/75
Ray Don Jackson	1/13/75

Special Judges

Garland Hope	Retired	7/24/74	J. Bruce Harvey	9/1/74
J. Bruce Harvey	Resigned	11/7/74	James Musser	1/1/76

OKLAHOMA-CANADIAN

District Judges

Clarence Mills	Retired	11/1/73	David Cook	12/3/73
Carl Traub	Deceased	1/4/76	Wm. Robert Saied	3/29/76

Associate District Judges

John M. Amick	Resigned	7/31/73	Wm. D. Kessler	8/1/73
Robert Berry	Resigned	12/16/73	Raymond Naifeh	12/17/73
Garland Elodworth	Resigned	12/1/73	John Whelan	2/5/74
C. J. Blinn	Retired	12/9/74	Joe Cannon	12/10/74
Ben LaFon	Retired	1/13/75	Gar C. Graham	1/13/75
Joe Cannon	Elevated to DJ	7/1/75		
Stewart M. Hunter	Elevated to DJ	7/1/75		
Wm. C. Kessler	Elevated to DJ	7/1/75		
Raymond Naifeh	Elevated to DJ	7/1/75		
Carl Traub	Elevated to DJ	7/1/75		

Special Judges

Arnold Britton	Deceased	2/16/73	Donald Marrs	3/1/73
Donald Marrs	Resigned	2/1/74	Wm. Allen	2/1/74
John Hutchison	Resigned	5/1/74	Charlie Wier	5/6/74
Joe Cannon	Elected ADJ	12/10/74	C. B. Williamson	12/10/74
Bruno H. Miller	Retired	1/13/75	Arthur Rakestraw	1/13/75
George Fendell, Jr.	Resigned	1/13/75	Robert Epperson	1/13/75
Jim Barnett	Retired	4/1/75	Arthur Swank, Jr.	4/1/75

Oklahoma County Extra-Statutory Special Judges

Jon Lee Hester	Appointed	2/2/76
Michael John Tullius	Appointed	2/2/76
Joe Samuel Wallace	Appointed	2/2/76

SOUTH CENTRAL

Presiding Judge

Bob Howell	Retired	1/13/75	Joe Shumate	1/13/75
------------	---------	---------	-------------	---------

District Judges

Lee Roy West	Resigned	11/21/73	Gordon Melson	1/13/74
Joe Thompson	Deceased	1/5/74	Clint Livingston	3/1/74
Clint Livingston	Elected ADJ	1/13/75	G. Dixie Colbert	1/13/75
Gordon Melson	Not Elected	1/13/75	Ronald L. Jones	1/13/75
Bob Howell	Retired	1/13/75	Frank Seay	1/13/75
Kenneth Shilling	Resigned	8/4/75	James Dillard	8/4/75

Associate District Judges

Ray Wilson	Retired	9/1/73	Gray Blevins	10/25/73
James Mathers	Retired	6/1/74	Thomas Shaw, Jr.	7/10/74
John Caldwell	Retired	4/15/74	Lyn Ables	7/1/74
Chester C. Wilkins	Not Elected	1/13/75	Clint Livingston	1/13/75
G. Dixie Colbert	Elected DJ	1/13/75	Wm. R. Fulton	1/13/75
Frank Seay	Elected DJ	1/13/75	Bill Biggers	1/13/75
James Dillard	Appt. DJ	8/4/75	Earl E. LeVally	8/27/75
Lyn Edward Ables	Resigned	2/1/76	Owen Townsend	3/12/76

Special Judges

Ronald Jones	Resigned	2/15/74	Franklin Hoover	2/16/74
Alma Wilson	Appt. DJ	7/1/75	Sam J. Goodwin	7/3/75
D. Luster Cook	Deceased	7/6/75	Thomas S. Walker	7/11/75
Franklin Hoover	Resigned	7/15/75	Molly W. Shi	7/16/75
Walter Billingsley	Resigned	10/31/75	Earl Davis	11/1/75

SOUTHEASTERN

District Judges

George Windham	Retired	1/13/75
Alan B. McPheron	Not Elected	1/13/75
Sam Sullivan	Removed	7/31/76

Replaced by:

Pat Pate	1/13/75
Sam Sullivan	1/13/75
Joe C. Taylor	11/18/76

Associate District Judges

Michael DeBerry	Resigned	5/1/73
Gary Brock	Resigned	4/2/74
Harold B. Dane	Not Elected	1/13/75
Pat Pate	Elected DJ	1/13/75
Burton Duncan	Retired	1/31/75
Dennis Petty	Deceased	11/13/75
Joe C. Taylor	Appt. DJ	11/18/76

Gary Brock	5/23/73
John Benson	7/1/74
John Henderson	1/13/75
Harrell Followell	1/13/75
Jerry Welch	1/13/75
John Thomas Lawson	5/24/76

Special Judges

Larry Moon	Resigned	8/1/73
J. R. Reidy	Deceased	3/15/75
David W. Kelly	Resigned	1/13/75
Betty Holt	Resigned	4/1/75
Patricia Stubblefield	Resigned	10/31/75

J. R. Reidy	1/13/75
Simon B. Spradlin	7/1/75
Betty Holt	2/1/75
Pat Stubblefield	8/1/75
Philip R. Douglas	11/1/75

SOUTHWESTERN

Associate District Judges

John P. Buzbee	Resigned	3/19/73
John P. Fullerton	Retired	10/1/74
Will H. Willis	Retired	4/19/76
Lyle Griffis	Resigned	12/31/75

Lyle Griffis	7/14/73
Chad Bledsoe	1/13/75
George Lindley	4/19/76
Milbern Jay Adams	5/5/76

Special Judges

John Mackey	Resigned	1/1/74
Melvin Singleterry	Resigned	6/1/74
Bill Roberts	Appt. DJ	6/27/74
John F. Taylor	Resigned	1/13/75
W. J. Monroe	Retired	3/1/75
Rodney Bassel	Resigned	3/10/75
Wesley Combs	Resigned	2/29/76
George Lindley	Appt. ADJ	4/19/76

Bill Roberts	1/2/74
George Lindley	6/3/74
Rodney Bassel	7/19/74
David W. Carter	1/13/75
Donald Horn	4/21/75
Wesley Combs	8/11/75
Keith B. Aycock	3/15/76
Robert G. Perrine	5/24/76

TULSA-PAWNEE

Presiding Judge

Raymond Graham	Retired	1/13/75
----------------	---------	---------

Wm. W. Means	1/13/75
--------------	---------

Associate District Judges

James H. Griffin	Resigned	1/1/73
Richard V. Armstrong	Elevated to DJ	7/1/75
Robert F. Martin	Elevated to DJ	7/1/75
Milford M. McDougal	Elevated to DJ	7/1/75
Ronald N. Ricketts	Elevated to DJ	7/1/75
Jay Dean Dalton	Elevated to DJ	7/1/75

Billy R. Beasley	2/13/73
------------------	---------

Special Judges

J. C. Harrington	Resigned	1/16/73
Robert Tawney	Deceased	1/25/74
Bill Ladd	Resigned	2/15/74
Kenneth East	Resigned	7/1/75
Patricia M. Hoebel	Appt. DJ	7/1/75
Edward E. Glass	Resigned	6/16/75
Robert R. Edmiston	Resigned	1/1/77

Robert Tawney	1/16/73
Richard Comfort	1/28/74
Robert Edmiston	2/19/74
Thomas Coleman, Jr.	7/1/75
Dean L. Nichols	7/18/75
David E. Winslow	9/16/75
Jane P. Wiseman	1/1/77

JUDGE TIME LOST DUE TO PERSONNEL CHANGES FROM
 JANUARY 1, 1972 THROUGH DECEMBER 31, 1976

VACANCIES	DURATION	
Appellate Judgeships	3 months	28 days
District Judgeships	54 months	3 days
Associate District Judgeships	72 months	3 days
Special Judgeships	30 months	27 days
	161 months 1 day	
	13 years 5 months 1 day	

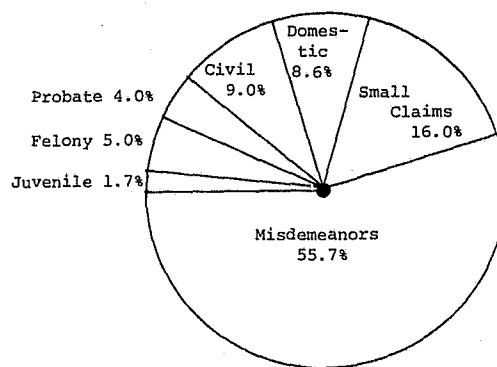

Associate District vacancies in Alfalfa, Major and Cimarron
 Counties are not included.

DISTRICT COURT
STATEWIDE STATISTICS

**1976 CASES FILED, TERMINATED AND PENDING STATEWIDE
BY LITIGATION CATEGORIES**

The following chart illustrates the 1976 totals of filings, terminations and pending cases. As shown misdemeanors account for over one-half of the total cases filed and terminated and one-fourth of the total cases pending, due primarily to traffic-related prosecutions. In terms of overall litigation volume, small claims ranks second, followed by civil, domestic, felonies, probate, and juvenile.

1976 CASES FILED, TERMINATED AND PENDING STATEWIDE




1976 CASES FILED

CIVIL	42,787	10.6 %
DOMESTIC	37,491	9.3
PROBATE	16,489	4.1
SMALL CLAIMS	63,795	15.8
JUVENILE	8,272	2.1
FELONY	20,179	5.0
MISDEMEANORS	213,642	53.1
TOTALS	402,655	100.0 %

1976 CASES TERMINATED

CIVIL	34,894	9.0 %
DOMESTIC	33,308	8.6
PROBATE	15,545	4.0
SMALL CLAIMS	62,384	16.0
JUVENILE	6,803	1.7
FELONY	19,365	5.0
MISDEMEANORS	216,752	55.7
TOTALS	389,051	100.0 %



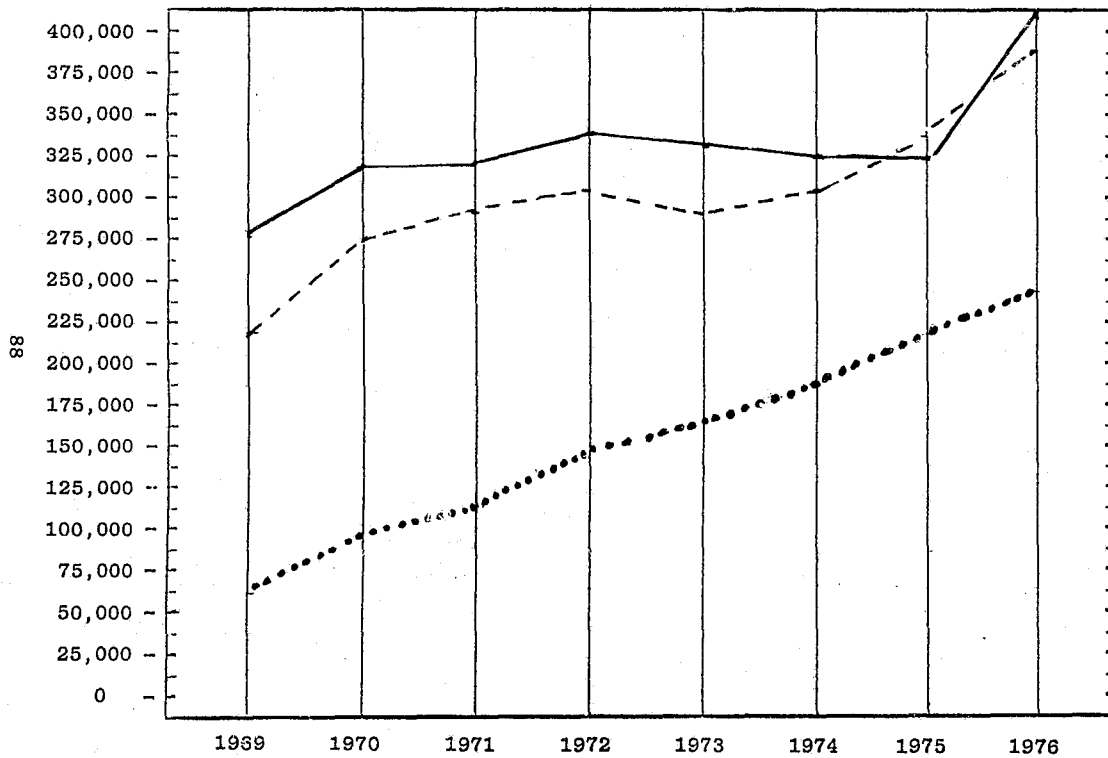
1976 CASES PENDING

CIVIL	48,572	21.1 %
DOMESTIC	24,432	10.6
PROBATE	17,460	7.6
SMALL CLAIMS	58,384	25.4
JUVENILE	5,380	2.3
FELONY	18,285	8.0
MISDEMEANORS	57,402	25.0
TOTALS	229,915	100.0 %

**1969 — 1976 STATEWIDE SUMMARY OF CASES
FILED, TERMINATED AND PENDING**

The following line graphs depict statewide an eight-year span in the number of cases filed, terminated and pending. Graphs cover: total litigation; combined civil and combined criminal litigation; and domestic (including juvenile), small claims, probate, other civil, felony and misdemeanor litigation.

As the graphs indicate, there is an upward trend in total number of cases filed, terminated and pending. On the other hand, probate filings and terminations are decreasing, with only a slight surge in probate cases pending. Other trends are equally apparent from these graphs.



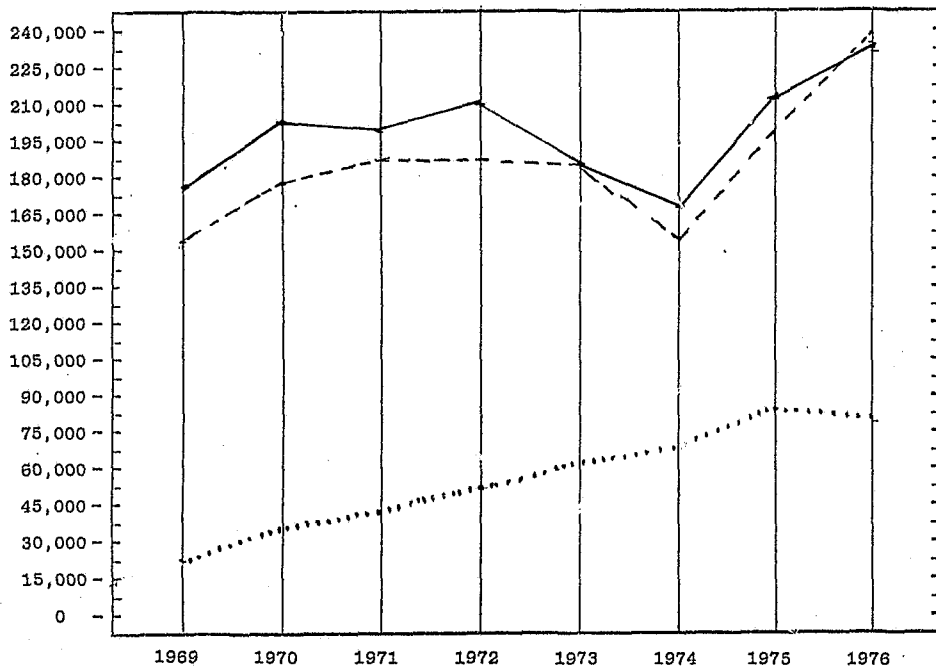
S T A T E W I D E
TOTAL CASELOAD

YEAR	FILED	TERMINATED	PENDING 12/31
1969	275,784	217,387	60,631
1970	321,925	264,618	95,548
1971	324,986	282,338	111,468
1972	340,353	293,684	148,824
1973	329,151	286,263	155,190
1974	329,139	292,754	180,435
1975	373,342	337,759	216,018
1976	402,655	389,051	229,915

KEY:

FILED —————
TERMINATED - - - - -
PENDING
v





S T A T E W I D E

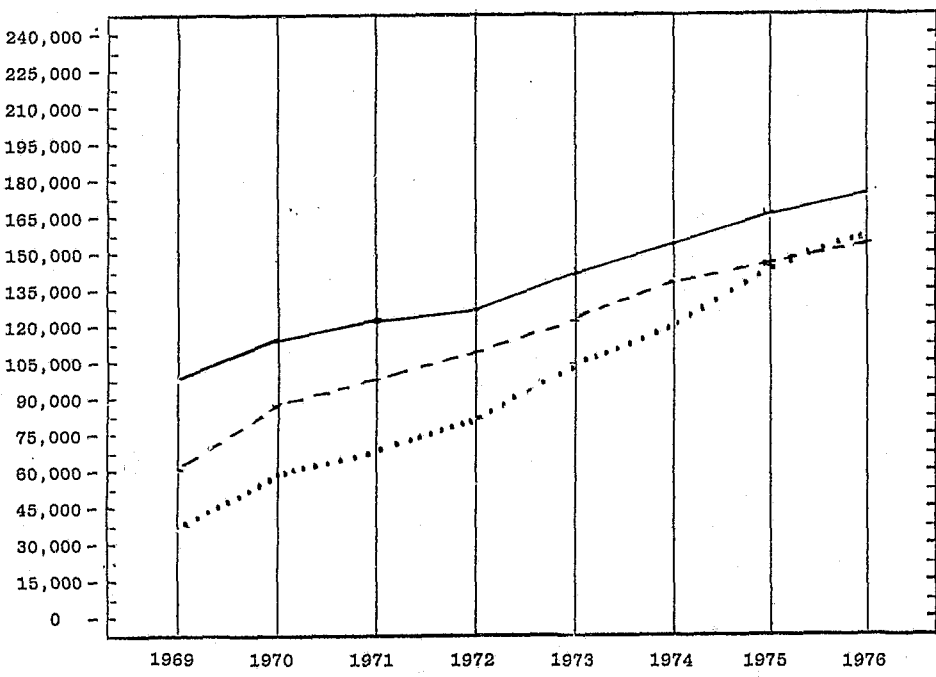
COMBINED CRIMINAL CASELOAD			
YEAR	FILED	TERMINATED	PENDING 12/31
1969	177,870	153,295	24,973
1970	206,536	177,744	35,186
1971	204,094	188,744	41,588
1972	210,164	188,853	53,411
1973	186,407	167,862	61,919
1974	172,797	159,690	69,133
1975	207,178	198,050	78,261
1976	233,821	236,117	75,687

KEY:

FILED _____

TERMINATED - - - - -

PENDING



S T A T E W I D E

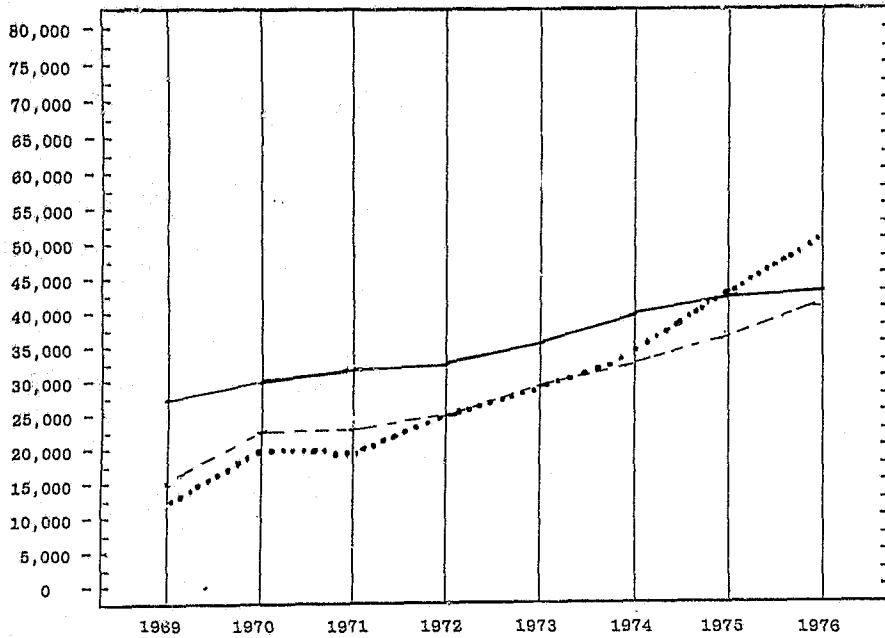
COMBINED CIVIL CASELOAD			
YEAR	FILED	TERMINATED	PENDING 12/31
1969	97,914	64,092	35,658
1970	115,389	86,874	58,312
1971	120,892	93,594	69,880
1972	130,189	104,831	78,756
1973	142,744	118,401	93,271
1974	156,342	133,064	111,302
1975	166,164	139,709	137,757
1976	168,834	152,934	154,228

KEY:

FILED _____

TERMINATED - - - - -

PENDING

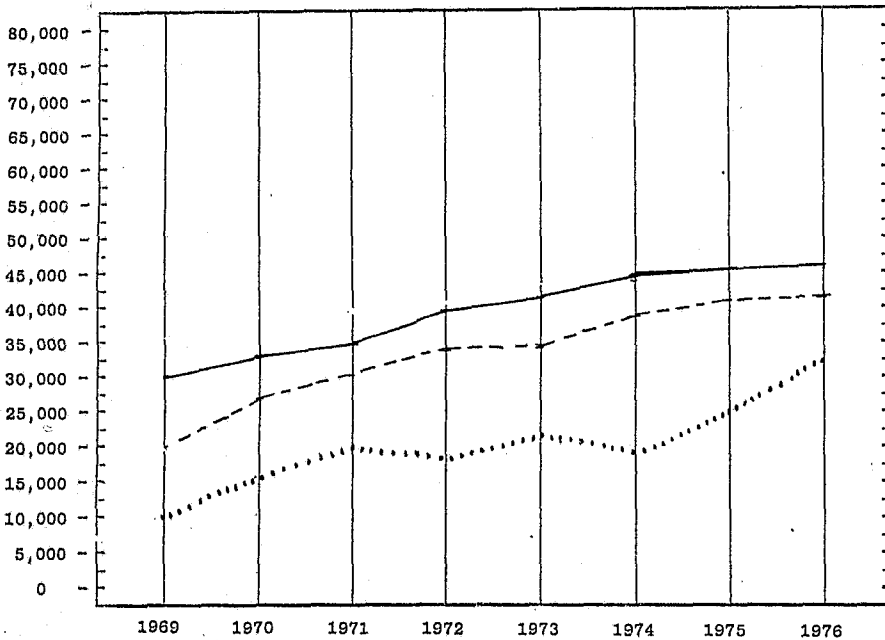


S T A T E W I D E
CIVIL LITIGATION CASELOAD

YEAR	FILED	TERMINATED	PENDING 12/31
1969	27,973	15,870	12,690
1970	30,522	22,204	19,340
1971	31,301	22,634	18,647
1972	31,209	23,747	22,593
1973	34,441	26,527	23,708
1974	38,603	30,674	32,238
1975	41,434	33,055	40,617
1976	42,787	34,894	48,572

KEY:

FILED —————
 TERMINATED - - - - -
 PENDING



S T A T E W I D E
DOMESTIC LITIGATION CASELOAD*

YEAR	FILED	TERMINATED	PENDING 12/31
1969	29,280	19,557	10,498
1970	32,894	26,554	15,234
1971	33,973	28,123	19,562
1972	37,299	32,207	18,857
1973	39,470	32,184	20,305
1974	41,723	38,164	18,242
1975	45,016	39,448	23,810
1976	45,763	40,111	29,812

KEY:

FILED —————
 TERMINATED - - - - -
 PENDING

* Includes Juvenile Cases

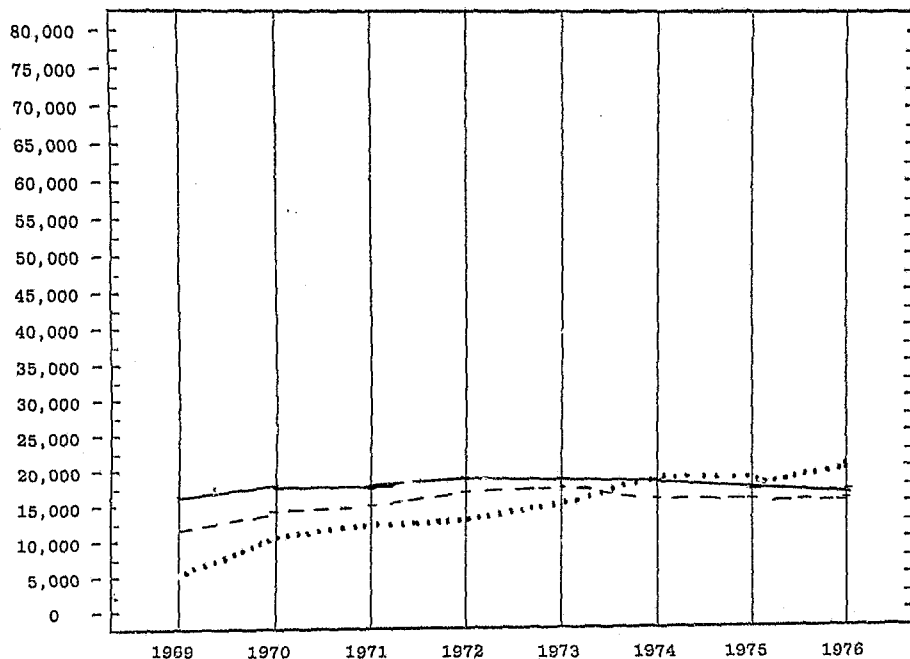
STATEWIDE

PROBATE LITIGATION CASELOAD

YEAR	FILED	TERMINATED	PENDING 12/31
1969	16,977	11,900	5,568
1970	17,278	13,133	9,643
1971	17,671	14,085	11,847
1972	18,272	15,569	12,771
1973	18,835	16,347	13,522
1974	18,123	15,600	15,805
1975	16,510	15,911	16,404
1976	16,489	15,545	17,460

KEY:

FILED ———
 TERMINATED - - - -
 PENDING
 (Note: In the original image, the lines are solid, dashed, and dotted respectively.)

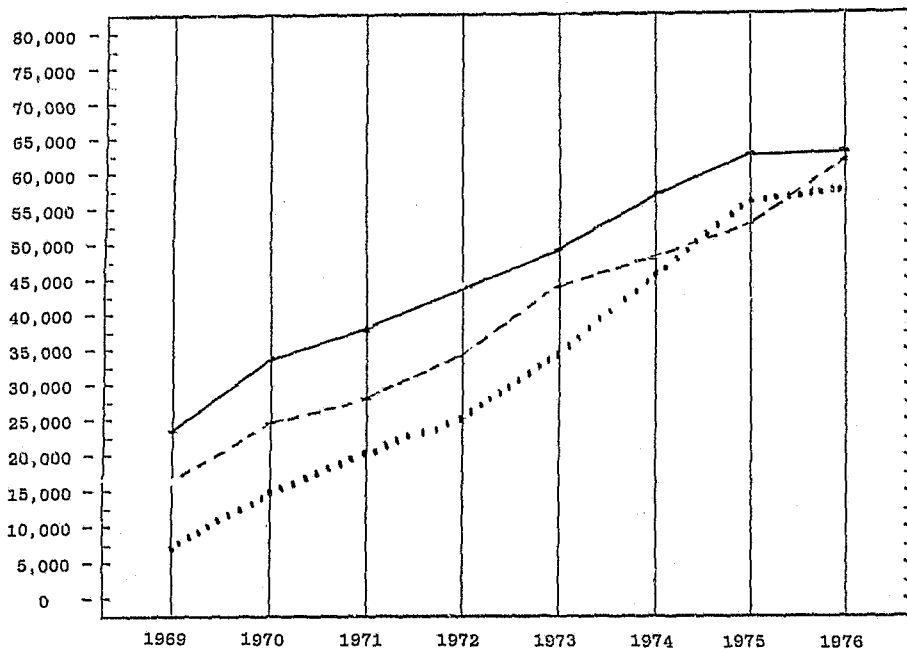


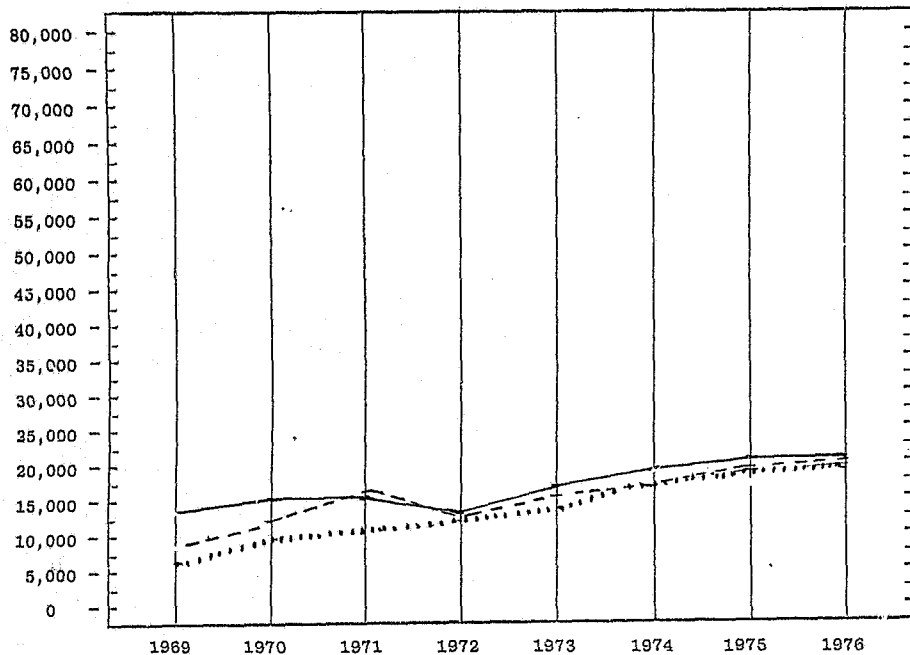
STATEWIDE
 SMALL CLAIMS LITIGATION CASELOAD

YEAR	FILED	TERMINATED	PENDING 12/31
1969	23,684	16,765	6,902
1970	34,695	24,983	14,120
1971	37,947	28,752	20,024
1972	43,409	33,308	24,535
1973	49,998	43,343	35,736
1974	57,893	48,626	45,017
1975	63,204	51,295	56,926
1976	63,795	62,384	58,384

KEY:

FILED ———
 TERMINATED - - - -
 PENDING
 (Note: In the original image, the lines are solid, dashed, and dotted respectively.)



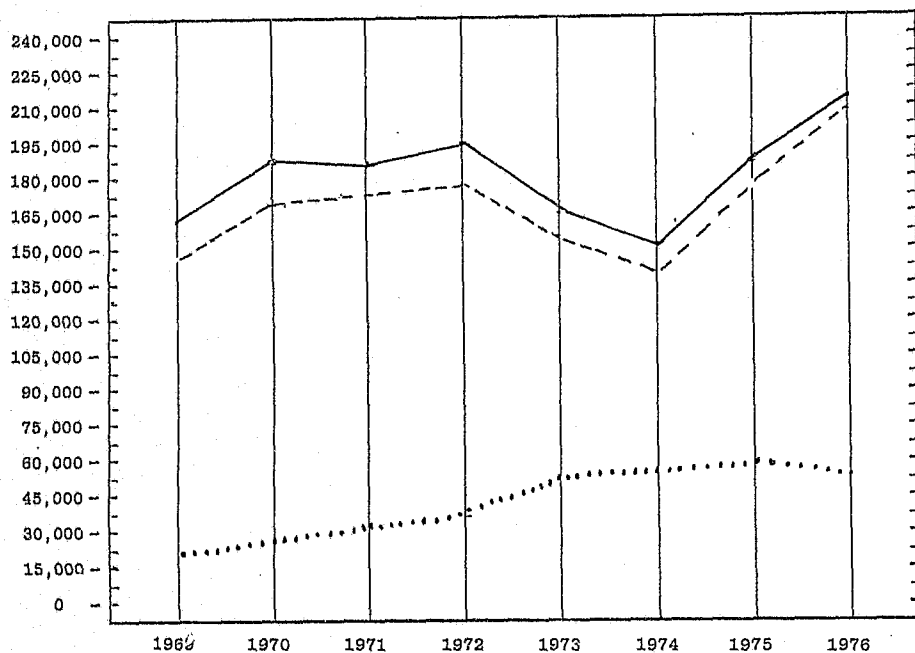


STATEWIDE
FELONY LITIGATION CASELOAD

YEAR	FILED	TERMINATED	PENDING 12/31
1969	14,266	9,441	5,280
1970	15,959	11,497	8,085
1971	15,200	11,606	9,944
1972	14,955	12,748	10,510
1973	16,622	13,771	12,046
1974	18,727	15,340	14,628
1975	20,439	17,418	17,649
1976	20,179	19,365	18,285

KEY:

FILED ———
TERMINATED - - - -
PENDING



STATEWIDE
MISDEMEANOR LITIGATION CASELOAD

YEAR	FILED	TERMINATED	PENDING 12/31
1969	163,604	143,854	19,683
1970	190,577	166,247	27,101
1971	188,894	174,138	31,644
1972	195,196	176,105	42,901
1973	169,785	154,091	49,873
1974	154,070	144,350	54,505
1975	186,739	180,632	60,612
1976	213,642	216,752	57,402

KEY:

FILED ———
TERMINATED - - - -
PENDING

PERCENTAGE OF INCREASE OR DECREASE IN STATEWIDE

FILINGS, TERMINATIONS AND PENDING CASES

1969 — 1976

The following charts analyze statewide percentages of increase or decrease in district court caseload. Two filings' categories showed decreases in 1976. Probate litigation dropped 0.1% from 1975 and 2.9% from 1969 levels. Felony litigation dropped 1.3% from 1975, however felony litigation has increased 41.4% since 1969. The greatest percentage of increase in filings and terminations occurred in the misdemeanor category. Domestic and other civil litigation accounted for the bulk of increase in existing backlogs.

Total cases filed in 1976 increased 7.9% over 1975 and 46.0% over 1969. Total cases terminated in 1976 increased 15.2% over 1975 and 79.0% over 1969. The comparison between cases pending and those filed and terminated points out the upward trend in pending cases.

PERCENTAGE OF INCREASE OR (DECREASE) IN CASES FILED

	1969 - 1976								Percentage of Increase or (Decrease) 1976/1975	8-Year Comparison 1976/1969
	-1969-	-1970-	-1971-	-1972-	-1973-	-1974-	-1975-	-1976-		
PROBATE	16,977	17,278	17,671	18,272	18,835	18,123	16,510	16,489	(0.1)	(2.9)
CIVIL	27,973	30,522	31,301	31,209	34,441	38,603	41,434	42,787	3.3	53.0
DOMESTIC*	29,280	32,894	33,973	37,299	39,470	41,723	45,016	45,763	1.7	56.3
FELONY	14,266	15,959	15,200	14,968	16,622	18,727	20,439	20,179	(1.3)	41.4
MISDEMEANORS	163,604	190,577	188,894	195,196	169,785	154,070	186,739	213,642	14.4	30.6
SMALL CLAIMS	23,684	34,695	37,947	43,409	49,998	57,893	63,204	63,795	0.9	169.4
TOTAL	275,784	321,925	324,986	340,353	329,151	329,139	373,342	402,655	7.9	46.0

*Includes Juvenile Cases

PERCENTAGE OF INCREASE OR (DECREASE) IN CASES TERMINATED

	1969 - 1976								Percentage of Increase or (Decrease) 1976/1975	8-Year Comparison 1976/1969
	-1969-	-1970-	-1971-	-1972-	-1973-	-1974-	-1975-	-1976-		
PROBATE	11,900	13,133	14,085	15,569	16,347	15,600	15,911	15,545	(2.3)	30.6
CIVIL	15,870	22,204	22,634	23,747	26,527	30,674	33,055	34,894	5.6	119.9
DOMESTIC*	19,557	26,554	28,123	32,207	32,184	38,164	39,448	40,111	1.7	105.1
FELONY	9,441	11,497	14,606	12,748	13,771	15,340	17,418	19,365	11.2	105.1
MISDEMEANORS	143,854	166,247	174,138	176,105	154,091	144,350	180,632	216,752	20.0	50.7
SMALL CLAIMS	16,765	24,983	28,752	33,308	43,343	48,626	51,295	62,384	21.6	272.1
TOTAL	217,387	264,618	282,338	293,684	286,263	292,754	337,759	389,051	15.2	79.0

*Includes Juvenile Cases

PERCENTAGE OF INCREASE OR (DECREASE) IN CASES PENDING

	1969 - 1976								Percentage of Increase or (Decrease) 1976/1975	8-Year Comparison 1976/1969
	-1969-	-1970-	-1971-	-1972-	-1973-	-1974-	-1975-	-1976-		
PROBATE	5,568	9,618	11,647	12,771	13,522	15,805	16,404	17,460	6.4	213.6
CIVIL	12,690	19,340	18,647	22,593	23,708	32,238	40,617	48,572	19.6	282.8
DOMESTIC*	10,498	15,234	19,562	18,857	20,305	18,242	23,810	29,812	25.2	184.0
FELONY	5,280	8,085	9,944	10,510	12,046	14,628	17,649	18,285	3.6	246.3
MISDEMEANORS	19,693	27,101	31,644	42,901	49,873	54,505	60,612	57,402	(5.3)	191.5
SMALL CLAIMS	6,902	14,120	20,024	24,535	35,736	45,017	56,926	58,384	2.6	745.9
TOTAL	60,631	93,498	111,468	132,167	155,190	180,435	216,018	229,915	6.4	279.2

*Includes Juvenile Case

INCREASE OR DECREASE IN CASES PENDING

STATEWIDE SUMMARY

1969	Cases Filed	Cases Terminated	Increase (+) or Decrease (-) in Cases Pending	Percentage of Increase
PROBATE	16,977	11,900	+ 5,077	29.9 %
CIVIL	27,973	15,870	+12,103	43.2
DOMESTIC	29,280	19,557	+ 9,723	33.2
FELONY	14,266	9,441	+ 4,825	33.8
MISDEMEANORS	163,604	143,854	+19,750	12.0
SMALL CLAIMS	23,684	16,765	+ 6,919	29.2
TOTAL	275,784	217,387	+58,397	21.1 %
<u>1970</u>				
PROBATE	17,278	13,133	+ 4,145	23.9 %
CIVIL	30,522	22,204	+ 8,318	27.2
DOMESTIC	32,894	26,554	+ 6,340	19.2
FELONY	15,959	11,497	+4,462	27.9
MISDEMEANORS	190,577	166,247	+24,330	12.8
SMALL CLAIMS	34,695	24,983	+ 9,712	27.8
TOTAL	321,925	264,618	+57,307	17.8 %
<u>1971</u>				
PROBATE	17,671	14,085	+ 3,586	20.2 %
CIVIL	31,301	22,634	+ 8,667	27.6
DOMESTIC	33,973	28,123	+ 5,850	17.2
FELONY	15,200	14,606	+ 594	3.3
MISDEMEANORS	188,894	174,138	+14,756	7.8
SMALL CLAIMS	37,947	38,782	+ 9,195	24.2
TOTAL	324,986	282,338	+42,648	13.1 %
<u>1972</u>				
PROBATE	18,272	15,569	+2,703	14.8 %
CIVIL	31,209	23,747	+ 7,462	23.9
DOMESTIC	37,299	32,207	+ 5,092	13.7
FELONY	14,968	12,748	+ 2,220	14.8
MISDEMEANORS	195,196	176,105	+19,091	9.8
SMALL CLAIMS	43,409	33,308	+10,101	23.3
TOTAL	340,353	293,684	+46,669	13.7 %

INCREASE OR DECREASE IN CASES PENDING

STATEWIDE SUMMARY

1973	Cases Filed	Cases Terminated	Increase (+) or Decrease (-) in Cases pending	Percentage of Increase
PROBATE	18,835	16,347	+ 2,488	13.2 %
CIVIL	34,441	26,527	+ 7,914	23.0
DOMESTIC	39,470	32,184	+ 7,286	18.5
FELONY	16,622	13,771	+ 2,851	17.2
MISDEMEANORS	169,785	154,091	+15,694	9.2
SMALL CLAIMS	49,998	43,343	+ 6,655	13.3
TOTAL	329,151	286,263	+42,888	13.0 %
<u>1974</u>				
PROBATE	18,123	15,600	+ 2,523	13.9 %
CIVIL	38,603	30,674	+ 7,929	20.5
DOMESTIC	41,723	38,164	+ 3,559	8.5
FELONY	18,727	15,340	+ 3,387	18.1
MISDEMEANORS	154,070	144,350	+ 9,720	6.3
SMALL CLAIMS	57,893	48,626	+ 9,267	16.0
TOTAL	329,139	292,754	+36,385	11.1 %
<u>1975</u>				
PROBATE	16,510	15,911	+ 599	3.6 %
CIVIL	41,434	33,055	+ 8,379	20.2
DOMESTIC	36,705	32,575	+ 4,130	11.3
JUVENILE	8,311	6,873	+ 1,438	17.3
FELONY	20,439	17,418	+ 3,021	14.8
MISDEMEANORS	186,739	180,632	+ 6,107	3.3
SMALL CLAIMS	63,204	51,295	+11,909	18.8
TOTAL	373,342	337,759	+35,583	9.5 %
<u>1976</u>				
PROBATE	16,489	15,545	+ 944	5.7 %
CIVIL	42,787	34,894	+ 7,893	18.4
DOMESTIC	37,491	33,308	+ 4,183	11.2
JUVENILE	8,272	6,803	+ 1,469	17.8
FELONY	20,179	19,365	+ 814	4.0
MISDEMEANORS	213,642	216,752	- 3,110	(1.4)
SMALL CLAIMS	63,795	62,384	+ 1,411	2.2
TOTAL	402,655	389,051	+13,604	3.4 %

1976 STATEWIDE SUMMARY

The following chart provides a comprehensive statewide summary of district court activity. Since most statistical data may be lifted out of or computed from this material, this chart deserves careful scrutiny.

STATEWIDE 1976

Population No. of: District Judges 2,559,229 Associate Judges 64 Special Judges 77 Lawyers 48 5,920	Total Cases Pending on Jan. 1, 1976	Total Cases Filed in 1976	Total Cases Terminated in 1976	Disposed of by Trial or After Contest	Disposed of (without Trial or Contest)	Total Cases Pending on Dec. 31, 1976	Age Breakdown in Months of Cases Pending on Dec. 31, 1976		
							0 to 12 Months	12 to 24 Months	over 24 Months
LITIGATION BREAKDOWN									
CIVIL	4,473	4,398	3,726	577	1,342	5,145	955	327	383
Auto Negligence	2,553	3,264	2,660	636	967	3,157	682	270	225
Other Tort	2,942	3,165	2,873	566	1,005	3,234	705	321	293
Lien or Mortgage Foreclosure	2,569	4,513	4,065	1,130	2,477	3,017	1,201	354	335
Real Property	19,658	19,820	14,909	1,587	3,904	24,569	2,633	866	893
Contractual	469	716	571	174	190	614	110	46	125
Appeals from Admin. Tribunals	1,165	1,354	1,074	370	395	1,445	318	166	143
Injunction, Quo Warranto, Mandamus, Habeas Corpus, Etc.	6,850	5,557	5,016	1,065	2,601	7,391	1,241	627	672
Other Civil	40,679	42,787	34,894	7,728	27,777	48,572	24,934	8,010	15,628
TOTAL CIVIL	16,279	30,757	28,350	4,009	13,444	18,686	4,681	2,101	1,611
DOMESTIC	556	501	383	71	217	674	148	37	37
Divorce	124	352	282	52	159	174	38	14	12
Separate Maintenance	1,377	2,285	1,030	176	614	2,632	467	261	235
Annulment	860	855	597	87	378	1,118	275	164	168
Reciprocal Support - Incoming	213	161	148	25	50	226	34	11	21
Reciprocal Support - Outgoing	840	2,600	2,518	129	1,407	922	239	77	119
Paternity Proceedings	20,249	37,491	33,308	5,460	27,488	24,432	12,386	4,793	7,253
Adoption	11,858	6,832	8,095	372	6,596	12,595	4,064	1,378	2,074
TOTAL DOMESTIC	570	2,982	3,073	84	2,488	479	175	39	83
PROBATE	800	2,810	2,661	127	1,846	949	388	205	348
Administration of Estates and Probate Proper	3,163	1,517	1,359	63	1,100	3,321	448	547	885
Determination of Death of Joint or Life Tenant	125	348	357	1	340	116	60	16	31
Mental Health	16,516	16,489	15,545	647	14,585	17,460	7,505	3,087	6,868
Guardianship and Conservatorship	1,327	1,851	1,771	450	1,111	1,407	317	162	134
Other Probate	1,869	5,100	5,248	1,149	3,772	1,721	512	183	178
TOTAL PROBATE	53,777	56,844	55,365	8,097	39,242	55,256	8,071	4,034	5,906
SMALL CLAIMS	56,973	63,795	62,384	10,113	49,291	58,384	19,932	10,053	28,399
JUVENILE	1,736	4,698	3,482	2,070	1,408	2,052	1,019	308	426
Juvenile Delinquency	1,365	1,705	1,747	1,029	713	1,323	550	324	389
Children in Need of Supervision	810	1,869	1,574	1,122	461	1,105	430	150	224
Dependency and Neglect	3,911	8,272	6,803	4,221	2,582	5,380	1,999	782	1,039
TOTAL JUVENILE	138,328	168,834	152,934	28,169	21,723	154,228	66,756	26,725	59,187
COMBINED CIVIL CATEGORIES	3,038	4,343	4,236	532	2,708	3,145	1,238	481	638
FELONY	8,971	9,645	8,922	699	4,200	9,694	2,325	1,260	1,352
Crime Against Person	5,462	6,191	6,207	427	3,728	5,446	1,768	909	990
Crime Against Property	17,471	20,179	19,365	2,245	17,536	18,285	8,258	5,007	4,766
Other Felony	4,490	9,492	8,733	1,468	5,886	5,249	2,423	681	730
TOTAL FELONY	40,343	169,107	173,984	10,635	138,469	35,466	13,406	5,543	7,605
MISDEMEANORS	1,249	1,346	1,405	103	676	1,190	322	51	182
DWI	14,430	33,697	32,630	3,186	24,924	15,497	6,255	2,605	3,801
Other Traffic	60,512	213,642	216,752	16,771	195,922	57,402	30,537	10,524	16,341
Appeals from City-Funded Courts	77,983	233,821	236,117	19,016	213,458	75,687	38,795	15,531	21,107
Other Misdemeanors	216,311	402,655	389,051	47,185	335,181	229,915	105,551	42,356	80,294
TOTAL MISDEMEANORS	77,983	233,821	236,117	19,016	213,458	75,687	38,795	15,531	21,107
COMBINED CRIMINAL CATEGORIES	216,311	402,655	389,051	47,185	335,181	229,915	105,551	42,356	80,294
GRAND TOTAL ALL CATEGORIES									

APPLICATION FOR LICENSES:	Filed	Issued	Appealed	Contested	Uncontested
Beer	8,028	7,199	16	69	7,204
Bingo	486	479			378
Pool Hall	137	133		2	130

NUMBER OF PERSONS CERTIFIED FOR TRIAL AS ADULTS	Felony	Misdemeanors	Total
	235	8	243

FELONY PRELIMINARY HEARINGS	Held	Waived
	6,917	5,157

FELONY POST-CONVICTION APPEALS	Filed	Terminated	Granted	Denied
	359	317	27	304

1976 BOND FORFEITURES	Felony	Misdemeanors	Traffic	Total
	156	2,072	19,161	21,389

1976 JURY DATA:	Civil	Criminal	Joint	Total
Number of Jury Terms Held	39	62	251	352
Number of Days Jury Was In Attendance	2,184			
Number of Grand Juries Called	16			

MISCELLANEOUS FILINGS:

Mechanic's and Material Man's Liens	9,034
Notary Public Bonds	12,863
Fictitious Partnerships	483
Tax Warrants	3,060
Power of Attorney, Revocation, Etc. [58 O.S. SUPP. 1974, 1056 (b)]	234
TOTAL	25,674

NUMBER OF DISPOSITION DOCKETS HELD

	569
--	-----

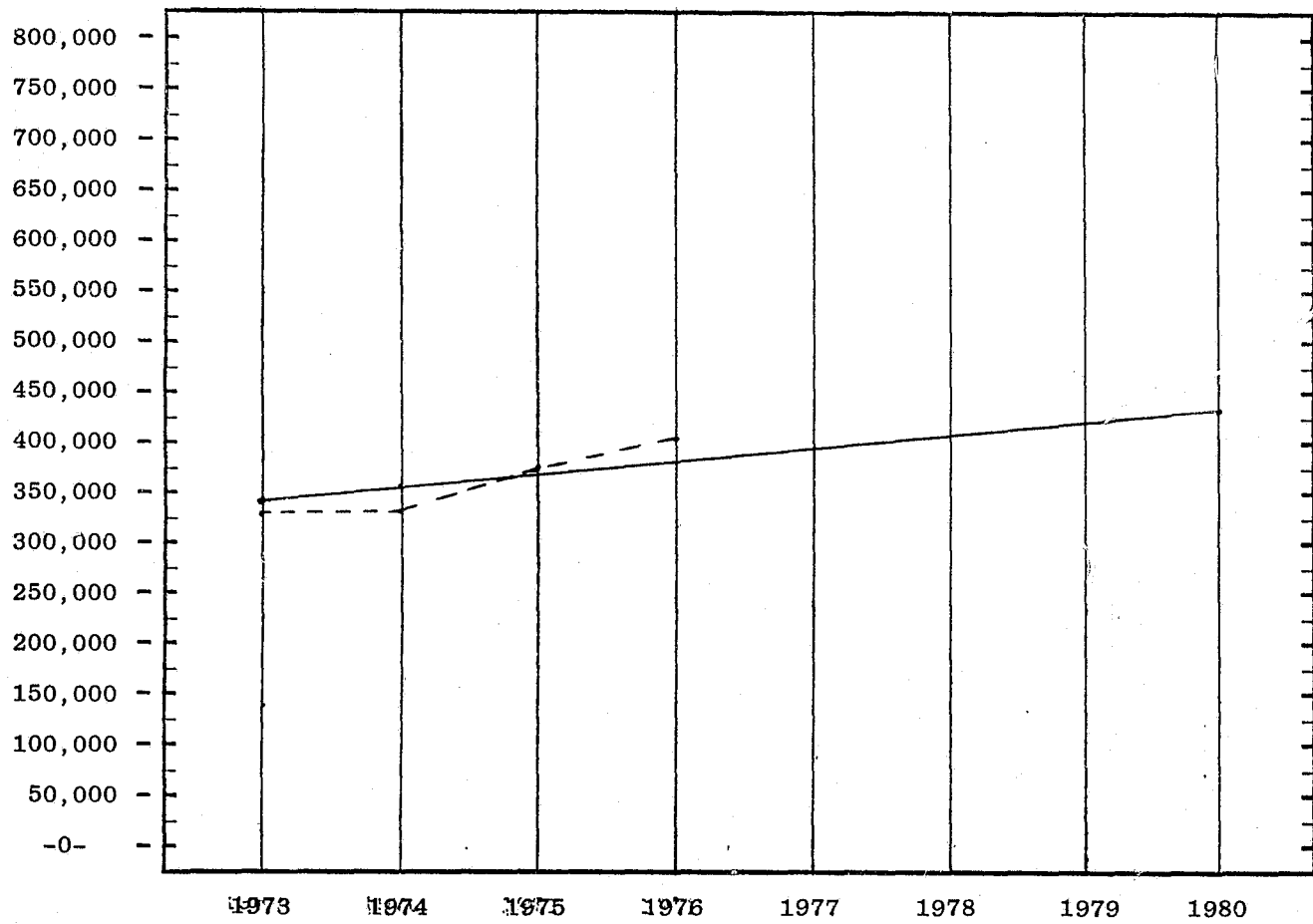
*Note: Method of disposition and age of pending cases breakdowns are not complete for Tulsa and Oklahoma counties.

PROJECTED FILINGS 1973 – 1980

The following graphs project volume of filings for total statewide litigation, combined civil litigation, and combined criminal litigation. The projections result from a simple "straight line" regression equation which was developed from seven years of base data (1970 – 1976).

Projections, of course, are only valid so long as factors influencing the "base data" continue to affect it in exactly the same manner during all projected years.


S T A T E W I D E
PROJECTED FILINGS 1973 - 1980



YEAR	PROJECTED FILINGS	ACTUAL FILINGS
1973	345,935	329,151
1974	357,638	329,139
1975	369,341	373,342
1976	381,044	402,655
1977	392,747	
1978	404,450	
1979	416,153	
1980	427,856	

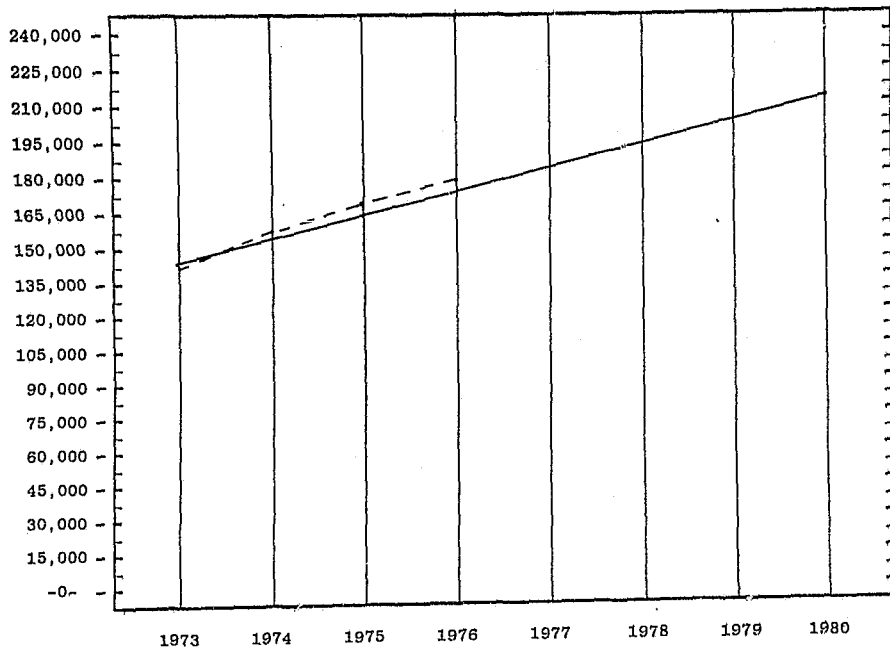
KEY:

PROJECTED ———
ACTUAL - - - - -



S T A T E W I D E

PROJECTED COMBINED CIVIL FILINGS 1973 - 1980



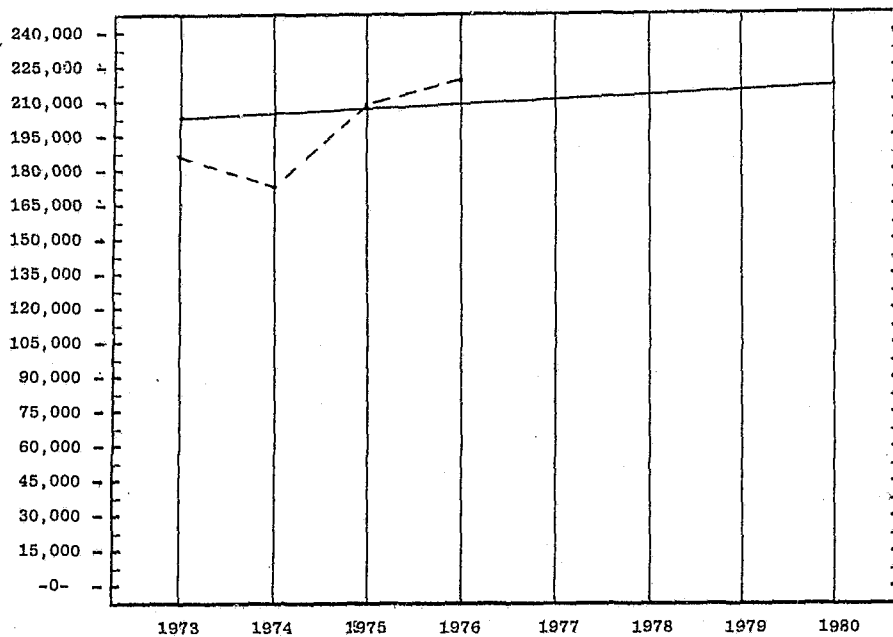
YEAR	PROJECTED FILINGS	ACTUAL FILINGS
1973	142,936	142,744
1974	152,830	156,342
1975	162,724	166,164
1976	172,618	168,834
1977	182,512	
1978	192,406	
1979	202,300	
1980	212,194	

KEY:

PROJECTED ———
ACTUAL - - - - -

S T A T E W I D E

PROJECTED COMBINED CRIMINAL FILINGS 1973 - 1980



YEAR	PROJECTED FILINGS	ACTUAL FILINGS
1973	203,000	186,407
1974	204,809	172,797
1975	206,618	207,178
1976	208,427	233,821
1977	210,236	
1978	212,045	
1979	213,854	
1980	215,663	

KEY:

PROJECTED ———
ACTUAL - - - - -

DISTRICT COURT STATISTICS
BY DISTRICTS

**TOTAL CASELOAD ANALYSIS
BY JUDICIAL DISTRICTS**

The following charts show: a) cases pending as of January 1, 1976; b) cases filed during 1976; c) total caseload [a + b, above]; d) cases terminated during 1976; e) cases pending as of December 31, 1976; and f) percentage of total caseload terminated. In further explanation, total caseload represents all cases at any time during the year which are available for termination.

All preceding statistics are broken down by litigation category, as well as by total of all litigation categories. The column to the right of the chart is the rank by judicial district of total caseload terminated from highest percentage to lowest.

CIVIL CASELOAD ANALYSIS BY JUDICIAL DISTRICTS

DISTRICT NUMBER	CASES PENDING 1/1/76	CASES FILED 1976	TOTAL CIVIL CASELOAD 1976	CASES TERMINATED 1976	CASES PENDING 12/31/76	% OF TOTAL CASELOAD TERMINATED	RANK
ONE	273	362	635	352	283	55.4	14
TWO	221	532	753	517	236	68.7	5
THREE	246	416	662	363	299	54.8	15
FOUR	634	1,428	2,062	1,290	772	62.6	9
FIVE	1,685	2,301	3,986	2,329	1,657	58.4	13
SEVEN	21,450	14,633	36,083	10,324	25,759	28.6	24
EIGHT	354	597	951	521	430	54.8	16
NINE	326	615	941	552	389	58.7	12
TEN	209	258	467	275	192	58.9	11
ELEVEN	531	450	981	385	596	39.2	22
TWELVE	483	998	1,481	876	605	59.1	10
THIRTEEN	454	684	1,138	514	624	45.2	19
FOURTEEN	6,717	9,411	16,128	6,802	9,326	42.2	20
FIFTEEN	1,881	2,107	3,988	2,054	1,934	51.5	17
SIXTEEN	268	590	858	610	248	71.1	3
SEVENTEEN	242	722	964	737	227	76.5	1
EIGHTEEN	353	695	1,048	724	324	69.1	4
NINETEEN	185	297	482	226	256	46.9	18
TWENTY	900	812	1,712	645	1,067	37.7	23
TWENTY-ONE	817	1,554	2,371	1,514	857	63.9	8
TWENTY-TWO	452	1,041	1,493	1,125	368	75.4	2
TWENTY-THREE	491	852	1,343	885	458	65.9	7
TWENTY-FOUR	1,385	1,207	2,592	1,044	1,548	40.3	21
TWENTY-FIVE	122	225	347	230	117	66.3	6
STATE TOTALS	40,679	42,787	83,466	34,894	48,572	41.8	

DOMESTIC CASELOAD ANALYSIS BY JUDICIAL DISTRICT

DISTRICT NUMBER	CASES PENDING 1/1/76	CASES FILED 1976	TOTAL DOMESTIC CASELOAD 1976	CASES TERMINATED 1976	CASES PENDING 12/31/76	% OF TOTAL CASELOAD TERMINATED	RANK
ONE	128	273	401	274	127	68.3	16
TWO	117	672	789	644	145	81.6	3
THREE	262	785	1,047	748	299	71.4	11
FOUR	467	1,461	1,928	1,364	564	70.7	13
FIVE	2,305	3,382	5,687	3,349	2,338	58.9	20
SEVEN	8,954	9,766	18,720	6,826	11,894	36.5	24
EIGHT	203	659	862	613	249	71.1	12
NINE	223	744	967	668	299	69.1	15
TEN	291	400	691	448	243	64.8	18
ELEVEN	498	661	1,159	555	604	47.9	22
TWELVE	476	904	1,380	1,046	334	75.8	7
THIRTEEN	412	649	1,061	508	553	47.8	23
FOURTEEN	1,228	6,786	8,014	5,944	2,070	74.2	8
FIFTEEN	1,460	2,110	3,570	2,124	1,446	59.5	19
SIXTEEN	195	724	919	681	238	74.1	9
SEVENTEEN	152	752	904	754	150	83.4	2
EIGHTEEN	201	683	884	721	163	81.6	4
NINETEEN	118	390	508	365	143	71.9	10
TWENTY	661	974	1,635	1,063	572	65.0	17
TWENTY-ONE	660	1,749	2,409	1,703	706	70.7	14
TWENTY-TWO	257	803	1,060	828	232	78.1	5
TWENTY-THREE	88	787	875	779	96	89.0	1
TWENTY-FOUR	842	1,195	2,037	1,122	915	55.1	21
TWENTY-FIVE	51	182	233	181	52	77.7	6
STATE TOTALS	20,249	37,491	57,740	33,308	24,432	57.7	

PROBATE CASELOAD ANALYSIS BY JUDICIAL DISTRICT

DISTRICT NUMBER	CASES PENDING 1/1/76	CASES FILED 1976	TOTAL PROBATE CASELOAD 1976	CASES TERMINATED 1976	CASES PENDING 12/31/76	% OF TOTAL CASELOAD TERMINATED	RANK
ONE	401	349	750	345	405	46.0	19
TWO	493	632	1,125	641	484	57.0	7
THREE	411	528	939	523	416	55.7	9
FOUR	1,127	1,258	2,385	1,290	1,095	54.1	11
FIVE	1,447	1,271	2,718	1,330	1,388	48.9	16
SEVEN	5,415	3,091	8,506	2,452	6,054	28.8	24
EIGHT	366	403	769	376	393	48.9	17
NINE	380	476	856	453	403	52.9	12
TEN	314	218	532	212	320	39.8	21
ELEVEN	221	295	516	292	224	56.6	8
TWELVE	353	440	793	397	396	50.1	14
THIRTEEN	199	351	550	347	203	63.1	4
FOURTEEN	817	2,079	2,896	1,864	1,032	64.4	2
FIFTEEN	648	780	1,428	775	653	54.3	10
SIXTEEN	229	348	577	301	276	52.2	13
SEVENTEEN	272	357	629	239	390	38.0	23
EIGHTEEN	354	356	710	271	439	38.2	22
NINETEEN	141	163	304	145	159	47.7	18
TWENTY	788	561	1,349	795	554	58.9	6
TWENTY-ONE	467	698	1,165	711	454	61.0	5
TWENTY-TWO	526	558	1,084	534	550	49.3	15
TWENTY-THREE	300	510	810	514	296	63.5	3
TWENTY-FOUR	826	669	1,495	648	847	43.3	20
TWENTY-FIVE	21	98	119	90	29	75.6	1
STATE TOTALS	16,516	16,489	33,005	15,545	17,460	47.1	

SMALL CLAIMS CASELOAD ANALYSIS BY JUDICIAL DISTRICT

DISTRICT NUMBER	CASES PENDING 1/1/76	CASES FILED 1976	TOTAL SMALL CLAIMS CASELOAD 1976	CASES TERMINATED 1976	CASES PENDING 12/31/76	% OF TOTAL CASELOAD TERMINATED	RANK
ONE	329	1,329	1,658	1,206	452	72.7	13
TWO	224	1,275	1,499	1,184	315	79.0	11
THREE	115	528	643	511	132	79.5	9
FOUR	959	2,945	3,904	2,563	1,341	65.7	15
FIVE	2,049	4,395	6,444	3,819	2,625	59.3	20
SEVEN	28,960	11,316	40,276	6,327	33,949	15.7	24
EIGHT	214	1,605	1,819	1,515	304	83.3	7
NINE	110	1,808	1,918	1,795	123	93.6	1
TEN	176	441	617	543	74	88.0	4
ELEVEN	294	872	1,166	791	375	67.8	14
TWELVE	665	1,524	2,189	1,822	367	83.2	8
THIRTEEN	1,194	1,158	2,352	1,118	1,234	47.5	22
FOURTEEN	10,625	16,678	27,303	21,619	5,684	79.2	10
FIFTEEN	4,573	4,450	9,023	5,669	3,354	62.8	17
SIXTEEN	215	1,550	1,765	1,330	435	75.4	12
SEVENTEEN	117	783	900	758	142	84.2	6
EIGHTEEN	196	1,047	1,243	780	463	62.8	18
NINETEEN	20	339	359	332	27	92.5	2
TWENTY	1,125	1,877	3,002	1,929	1,073	64.3	16
TWENTY-ONE	1,313	2,352	3,665	1,965	1,700	53.6	21
TWENTY-TWO	164	1,690	1,854	1,590	264	85.8	5
TWENTY-THREE	580	1,150	1,730	1,055	675	61.0	19
TWENTY-FOUR	2,748	2,432	5,180	1,928	3,252	37.2	23
TWENTY-FIVE	8	251	259	235	24	90.7	3
STATE TOTALS	56,973	63,795	120,768	62,384	58,384	51.7	

JUVENILE CASELOAD ANALYSIS BY JUDICIAL DISTRICT

DISTRICT NUMBER	CASES PENDING 1/1/76	CASES FILED 1976	TOTAL JUVENILE CASELOAD 1976	CASES TERMINATED 1976	CASES PENDING 12/31/76	% OF TOTAL CASELOAD TERMINATED	RANK
ONE	20	81	101	76	25	75.2	5
TWO	18	135	153	134	19	87.6	1
THREE	140	178	318	211	107	66.4	10
FOUR	139	212	351	254	97	72.4	6
FIVE	901	444	1,345	346	999	25.7	24
SEVEN	759	2,758	3,517	1,799	1,718	51.2	17
EIGHT	86	131	197	90	107	45.7	20
NINE	41	194	235	168	67	71.5	8
TEN	114	92	206	94	112	45.6	21
ELEVEN	60	131	191	123	68	64.4	12
TWELVE	253	188	441	270	171	61.2	15
THIRTEEN	109	96	205	97	108	47.3	18
FOURTEEN	314	1,529	1,843	1,322	521	71.7	7
FIFTEEN	315	454	769	362	407	47.1	19
SIXTEEN	38	122	160	124	36	77.5	4
SEVENTEEN	79	167	246	164	82	66.7	9
EIGHTEEN	117	188	305	192	113	63.0	14
NINETEEN	66	49	115	39	76	33.9	23
TWENTY	99	231	330	115	215	34.8	22
TWENTY-ONE	139	228	367	213	154	58.0	16
TWENTY-TWO	32	142	174	111	63	63.8	13
TWENTY-THREE	29	216	245	211	34	86.1	2
TWENTY-FOUR	37	240	277	227	50	81.9	3
TWENTY-FIVE	26	66	92	61	31	66.3	11
STATE TOTALS	3,911	8,272	12,183	6,803	5,380	55.8	

COMBINED CIVIL CASELOAD ANALYSIS BY JUDICIAL DISTRICT

DISTRICT NUMBER	CASES PENDING 1/1/76	CASES FILED 1976	TOTAL COMBINED CIVIL CASELOAD 1976	CASES TERMINATED 1976	CASES PENDING 12/31/76	% OF TOTAL CASELOAD TERMINATED	RANK
ONE	1,151	2,394	3,545	2,253	1,292	63.6	14
TWO	1,073	3,246	4,319	3,120	1,199	72.2	5
THREE	1,174	2,435	3,609	2,356	1,253	65.3	11
FOUR	3,326	7,304	10,630	6,761	3,869	63.6	13
FIVE	8,387	11,793	20,180	11,173	9,007	55.4	20
SEVEN	65,538	41,564	107,102	27,728	79,374	25.9	24
EIGHT	1,203	3,395	4,598	3,115	1,483	67.7	9
NINE	1,080	3,837	4,917	3,636	1,281	73.9	2
TEN	1,104	1,409	2,513	1,572	941	62.6	15
ELEVEN	1,604	2,409	4,013	2,146	1,867	53.5	21
TWELVE	2,230	4,054	6,284	4,411	1,873	70.2	7
THIRTEEN	2,368	2,938	5,306	2,584	2,722	48.7	22
FOURTEEN	19,701	36,483	56,184	37,551	18,633	66.8	10
FIFTEEN	8,877	9,901	18,778	10,984	7,794	58.5	18
SIXTEEN	945	3,334	4,279	3,046	1,233	71.2	6
SEVENTEEN	862	2,781	3,643	2,652	991	72.8	4
EIGHTEEN	1,221	2,969	4,190	2,688	1,502	64.2	12
NINETEEN	530	1,238	1,768	1,107	661	62.6	16
TWENTY	3,573	4,455	8,028	4,547	3,481	56.6	19
TWENTY-ONE	3,396	6,581	9,977	6,106	3,871	61.2	17
TWENTY-TWO	1,431	4,234	5,665	4,188	1,477	73.9	3
TWENTY-THREE	1,488	3,515	5,003	3,444	1,559	68.8	8
TWENTY-FOUR	5,838	5,743	11,581	4,969	6,612	42.9	23
TWENTY-FIVE	228	822	1,050	797	253	75.9	1
STATE TOTALS	138,328	168,834	307,162	152,934	154,228	49.8	

FELONY CASELOAD ANALYSIS BY JUDICIAL DISTRICT

DISTRICT NUMBER	CASES PENDING 1/1/76	CASES FILED 1976	TOTAL FELONY CASELOAD 1976	CASES TERMINATED 1976	CASES PENDING 12/31/76	% OF TOTAL CASELOAD TERMINATED	RANK
ONE	497	429	926	354	572	38.2	22
TWO	147	306	453	309	144	68.2	5
THREE	447	429	876	323	553	36.9	23
FOUR	674	908	1,582	756	826	47.8	17
FIVE	2,457	1,864	4,321	2,598	1,723	60.1	9
SEVEN	6,607	5,075	11,682	4,528	7,154	38.8	21
EIGHT	210	311	521	310	211	59.5	11
NINE	175	456	631	359	272	56.9	12
TEN	145	109	254	152	102	59.8	10
ELEVEN	206	255	461	311	150	67.5	6
TWELVE	638	713	1,351	666	685	49.3	14
THIRTEEN	202	405	607	254	353	41.8	19
FOURTEEN	305	3,505	3,810	3,391	419	89.0	1
FIFTEEN	949	1,039	1,988	962	1,026	48.4	16
SIXTEEN	124	365	489	370	119	75.7	3
SEVENTEEN	182	373	555	353	202	63.6	7
EIGHTEEN	388	402	790	434	356	54.9	13
NINETEEN	129	130	259	216	43	83.4	2
TWENTY	635	542	1,177	521	656	44.3	18
TWENTY-ONE	733	906	1,639	798	841	48.7	15
TWENTY-TWO	274	383	657	401	256	61.0	8
TWENTY-THREE	508	625	1,133	471	662	41.6	20
TWENTY-FOUR	763	536	1,299	392	907	30.2	24
TWENTY-FIVE	76	113	189	136	53	72.0	4
STATE TOTALS	17,471	20,179	37,650	19,365	18,285	51.4	

MISDEMEANORS CASELOAD ANALYSIS BY JUDICIAL DISTRICTS

DISTRICT NUMBER	CASES PENDING 1/1/76	CASES FILED 1976	TOTAL MISDEMEANORS CASELOAD 1976	CASES TERMINATED 1976	CASES PENDING 12/31/76	% OF TOTAL CASELOAD TERMINATED	RANK
ONE	1,283	5,576	6,859	5,443	1,416	79.4	14
TWO	1,438	12,714	14,152	12,698	1,454	89.7	6
THREE	1,259	8,517	9,776	8,142	1,634	83.3	11
FOUR	1,667	13,938	15,605	13,445	2,160	86.2	9
FIVE	17,728	26,257	43,985	36,822	7,163	83.7	10
SEVEN	9,525	19,802	29,327	18,379	10,948	62.7	24
EIGHT	446	7,211	7,657	7,192	465	93.9	1
NINE	899	7,963	8,862	7,692	1,170	86.8	8
TEN	530	2,136	2,666	1,971	695	73.9	19
ELEVEN	404	1,726	2,130	1,716	414	80.6	13
TWELVE	3,053	9,897	12,950	9,335	3,555	72.5	20
THIRTEEN	1,516	4,502	6,018	4,304	1,714	71.5	22
FOURTEEN	3,836	16,052	19,888	15,746	4,142	79.2	15
FIFTEEN	3,283	13,774	17,057	12,166	4,891	71.3	23
SIXTEEN	675	4,671	5,346	4,808	538	89.9	5
SEVENTEEN	766	5,217	5,983	5,388	595	90.1	4
EIGHTEEN	1,292	6,318	7,610	5,953	1,657	78.2	16
NINETEEN	396	2,335	2,731	2,403	328	88.0	7
TWENTY	2,706	11,193	13,899	10,629	3,270	76.5	17
TWENTY-ONE	3,161	10,713	13,874	10,266	3,608	74.0	18
TWENTY-TWO	552	3,838	4,390	3,984	406	90.8	3
TWENTY-THREE	1,282	8,460	9,742	7,988	1,754	82.0	12
TWENTY-FOUR	2,663	8,876	11,539	8,300	3,239	71.9	21
TWENTY-FIVE	152	1,956	2,108	1,922	186	91.2	2
STATE TOTALS	60,512	213,642	274,154	216,752	57,402	79.1	

COMBINED CRIMINAL CASELOAD ANALYSIS BY JUDICIAL DISTRICTS

DISTRICT NUMBER	CASES PENDING 1/1/76	CASES FILED 1976	TOTAL COMBINED CRIMINAL CASELOAD 1976	CASES TERMINATED 1976	CASES PENDING 1976	% OF TOTAL CASELOAD TERMINATED	RANK
ONE	1,780	6,005	7,785	5,797	1,988	74.5	16
TWO	1,585	13,020	14,605	13,007	1,598	89.1	3
THREE	1,706	8,946	10,652	8,465	2,187	79.5	12
FOUR	2,341	14,846	17,187	14,201	2,986	82.6	9
FIVE	20,185	28,121	48,306	39,420	8,886	81.6	10
SEVEN	16,132	24,877	41,009	22,907	18,102	55.9	24
EIGHT	656	7,522	8,178	7,502	676	91.7	1
NINE	1,074	8,419	9,493	8,051	1,442	84.8	8
TEN	675	2,245	2,920	2,123	797	72.7	18
ELEVEN	610	1,981	2,591	2,027	564	78.2	13
TWELVE	3,691	10,610	14,301	10,061	4,240	70.4	20
THIRTEEN	1,718	4,907	6,625	4,558	2,067	68.8	22
FOURTEEN	4,141	19,557	23,698	19,137	4,561	80.8	11
FIFTEEN	4,232	14,813	19,045	13,128	5,917	68.9	21
SIXTEEN	799	5,036	5,835	5,178	657	88.7	4
SEVENTEEN	948	5,590	6,538	5,741	797	87.8	5
EIGHTEEN	1,680	6,720	8,400	6,387	2,013	76.0	15
NINETEEN	525	2,465	2,990	2,619	371	87.6	6
TWENTY	3,341	11,735	15,076	11,150	3,926	74.0	17
TWENTY-ONE	3,894	11,619	15,513	11,064	4,449	71.3	19
TWENTY-TWO	826	4,221	5,047	4,385	662	86.9	7
TWENTY-THREE	1,790	9,085	10,875	8,459	2,416	77.3	14
TWENTY-FOUR	3,426	9,412	12,838	8,692	4,146	67.7	23
TWENTY-FIVE	228	2,069	2,297	2,058	239	89.6	2
STATE TOTALS	77,983	233,821	311,804	236,117	75,687	75.7	

TOTAL CASELOAD ANALYSIS BY JUDICIAL DISTRICT

DISTRICT NUMBER	CASES PENDING 1/1/76	CASES FILED 1976	TOTAL CASELOAD 1976	CASES TERMINATED 1976	CASES PENDING 12/31/76	% OF TOTAL CASELOAD TERMINATED	RANK
ONE	2,931	8,399	11,330	8,050	3,280	71.1	14
TWO	2,658	16,266	18,924	16,127	2,797	85.2	2
THREE	2,880	11,381	14,261	10,821	3,440	75.9	9
FOUR	5,667	22,150	27,817	20,962	6,855	75.4	10
FIVE	28,572	39,914	68,486	50,593	17,893	73.9	12
SEVEN	81,670	66,441	148,111	50,635	97,476	34.2	24
EIGHT	1,859	10,917	12,776	10,617	2,159	83.1	3
NINE	2,154	12,256	14,410	11,687	2,723	81.1	6
TEN	1,779	3,654	5,433	3,695	1,738	68.0	17
ELEVEN	2,214	4,390	6,604	4,173	2,431	63.2	21
TWELVE	5,921	14,664	20,585	14,472	6,113	70.3	16
THIRTEEN	4,086	7,845	11,931	7,142	4,789	59.9	22
FOURTEEN	23,842	56,040	79,882	56,688	23,194	71.0	15
FIFTEEN	13,109	24,714	37,823	24,112	13,711	63.7	20
SIXTEEN	1,744	8,370	10,114	8,224	1,890	81.3	5
SEVENTEEN	1,810	8,371	10,181	8,393	1,788	82.4	4
EIGHTEEN	2,901	9,689	12,590	9,075	3,515	72.1	13
NINETEEN	1,055	3,703	4,758	3,726	1,032	78.3	8
TWENTY	6,914	16,190	23,104	15,697	7,407	67.9	18
TWENTY-ONE	7,290	18,200	25,490	17,170	8,320	67.4	19
TWENTY-TWO	2,257	8,455	10,712	8,573	2,139	80.0	7
TWENTY-THREE	3,278	12,600	15,878	11,903	3,975	75.0	11
TWENTY-FOUR	9,264	15,155	24,419	13,661	10,758	55.9	23
TWENTY-FIVE	456	2,891	3,347	2,855	492	85.3	1
STATE TOTALS	216,311	402,655	618,966	389,051	229,915	62.9	

1976 JUDICIAL DISTRICT SUMMARY

The following charts provide a comprehensive summary of the district court activity in each district. Since most statistical data may be lifted out of or computed from this material, these charts deserve careful scrutiny.

JUDICIAL DISTRICT 1
(Beaver, Cimarron, Harner, Texas)

Population No. of: District Judges <u>31,930</u> Associate Judges <u>1</u> Special Judges <u>4</u> Lawyers <u>39</u> LITIGATION BREAKDOWN	Total Cases Pending on Jan. 1, 1976	Total Cases Filed in 1976	Total Cases Terminated in 1976	Disposed of by Trial or After Contest	Disposed of without Trial or Contest	Total Cases Pending on Dec. 31, 1976	Age Breakdown in Months of Cases Pending on Dec. 31, 1976		
							0 to 12 Months	12 to 24 Months	over 24 Months
CIVIL									
Auto Negligence	26	16	22	8	14	20	7	10	3
Other Tort	21	17	15	1	14	23	13	6	4
Lien or Mortgage Foreclosure	10	13	12	6	6	11	8		3
Real Property	65	69	79	22	57	55	31	9	15
Contractual	75	86	82	23	57	79	47	15	17
Appeals from Admin. Tribunals		2	2	1	1				
Injunction, Quo Warranto, Mandamus, Habeas Corpus, Etc.	1	6	3	1	2	4	3	1	
Other Civil	75	153	137	27	110	91	57	14	20
TOTAL CIVIL	273	362	352	89	261	283	166	55	62
DOMESTIC									
Divorce	74	206	228	62	166	52	40	6	6
Separate Maintenance	2	2	2		2	2		1	1
Annulment		1				1	1		
Reciprocal Support - Incoming	27	27	15	7	8	39	17	11	11
Reciprocal Support - Outgoing	18	11	5	2	3	24	8	4	12
Paternity Proceedings									
Adoption	7	26	24		24	9	6		3
TOTAL DOMESTIC	128	273	274	71	203	127	72	22	33
PROBATE									
Administration of Estates and Probate Proper	381	222	235	3	232	368	167	49	152
Determination of Death of Joint or Life Tenant	7	42	43		43	6	2	1	3
Mental Health	2	62	51		51	13	11	1	1
Guardianship and Conservatorship Other Probate	11	23	16		16	18	9	6	3
TOTAL PROBATE	401	349	345	3	342	405	189	57	159
SMALL CLAIMS									
Possession of Personal Property (Replevin)		1	1	1					
Possession of Real Property (Entry and Detainer)	2	16	15	14	1	3	3		
Small Claims	327	1,312	1,190	68	1,122	449	378	40	31
TOTAL SMALL CLAIMS	329	1,329	1,206	83	1,123	452	381	40	31
JUVENILE									
Juvenile Delinquency	14	53	50	29	23	17	8	7	2
Children In Need of Supervision	5	22	21	12	3	6		1	2
Dependency and Neglect	1	6	5	8		2	2		
TOTAL JUVENILE	20	81	76	49	31	25	13	8	4
COMBINED CIVIL CATEGORIES	1,151	2,394	2,253	295	1,960	1,292	821	182	289
FELONY									
Crime Against Person	71	61	51	3	46	81	31	14	36
Crime Against Property	361	284	224	1	222	421	117	84	220
Other Felony	65	84	79		79	70	25	22	23
TOTAL FELONY	497	429	354	4	347	572	173	120	279
MISDEMEANORS									
DWI	54	157	142	58	83	69	38	9	22
Other Traffic	597	4,801	4,751	330	4,421	647	386	113	148
Appeals from City-Funded Courts	3	5	1		1	7	4	1	2
Other Misdemeanors	629	613	549	90	462	693	131	86	476
TOTAL MISDEMEANORS	1,283	5,576	5,443	478	4,967	1,416	559	209	648
COMBINED CRIMINAL CATEGORIES	1,780	6,005	5,797	482	5,314	1,988	732	329	927
GRAND TOTAL ALL CATEGORIES	2,931	8,399	8,050	777	7,274	3,280	1,553	511	1,216

APPLICATION FOR LICENSES:	Filed	Issued	Appealed	Contested	Uncontested
Beer	74	83		2	83
Bingo	3	4			4
Pool Hall		1			1

NUMBER OF PERSONS CERTIFIED FOR TRIAL AS ADULTS	Felony	Misdemeanors	Total
	5		5

FELONY PRELIMINARY HEARINGS	Held	Waived
	65	76

FELONY POST-CONVICTION APPEALS	Filed	Terminated	Granted	Denied
	2			2

1976 BOND FORFEITURES	Felony	Misdemeanors	Traffic	Total
		4	271	275

1976 JURY DATA:	Civil	Criminal	Joint	Total
Number of Jury Terms Held	1	5	5	11
Number of Days Jury Was In Attendance	38			
Number of Grand Juries Called				

MISCELLANEOUS FILINGS:	
Mechanic's and Material Man's Liens	100
Notary Public Bonds	149
Fictitious Partnerships	4
Tax Warrants	25
Power of Attorney, Revocation, Etc. [58 O.S. SUPP. 1974, 1056 (b)]	1
TOTAL	279
NUMBER OF DISPOSITION DOCKETS HELD	10

JUDICIAL DISTRICT 2
(Beckham, Custer, Ellis, Greer, Harmon, Roger Mills)

Population No. of: District Judges Associate Judges Special Judges Lawyers LITIGATION BREAKDOWN	Total Cases Pending on Jan. 1, 1976	Total Cases Filed in 1976	Total Cases Terminated in 1976	Disposed of by Trial or After Contest	Disposed of without Trial or Contest	Total Cases Pending on Dec. 31, 1976	Age Breakdown in Months of Cases Pending on Dec. 31, 1976		
							0 to 12 Months	12 to 24 Months	over 24 Months
61,115									
1									
6									
63									
CIVIL									
Auto Negligence	26	36	47	13	34	15	12	2	1
Other Tort	20	53	43	16	29	30	29	1	
Lien or Mortgage Foreclosure	14	30	31	22	21	13	13		
Real Property	33	108	98	62	42	43	39	3	1
Contractual	97	193	194	61	112	96	87	7	2
Appeals from Admin. Tribunals	2	5	5	4	1	2	2		
Injunction, Quo Warranto, Mandamus, Habeas Corpus, Etc.	5	29	21	10	12	13	13		
Other Civil	24	78	78	23	55	24	21	1	2
TOTAL CIVIL	221	532	517	211	306	236	216	14	6
DOMESTIC									
Divorce	85	554	528	176	352	111	110	1	
Separate Maintenance		8	6	3	3	2	2		
Annulment	1	3	4	1	3				
Reciprocal Support - Incoming	4	31	29	18	10	6	6		
Reciprocal Support - Outgoing	14	24	26	9	16	12	12		
Paternity Proceedings		1				1	1		
Adoption	13	51	51	1	50	13	7	4	2
TOTAL DOMESTIC	117	672	644	208	434	145	138	5	2
PROBATE									
Administration of Estates and Probate Proper	472	436	451	10	441	457	308	53	96
Determination of Death of Joint or Life Tenant	10	95	96		96	9	8		1
Mental Health	4	61	61	2	59	4	4		
Guardianship and Conservatorship	7	40	33	1	32	14	7	2	5
Other Probate									
TOTAL PROBATE	493	632	641	13	628	484	327	55	102
SMALL CLAIMS									
Possession of Personal Property (Replevin)	4	31	20	4	16	15	15		
Possession of Real Property (Entry and Detainer)	2	10	10	4	6	2	1		1
Small Claims	218	1,234	1,154	173	981	298	230	39	29
TOTAL SMALL CLAIMS	224	1,275	1,184	181	1,003	315	246	39	30
JUVENILE									
Juvenile Delinquency	11	52	51	29	10	12	7	5	
Children in Need of Supervision	3	48	46	27	12	5	3	2	
Dependency and Neglect	4	35	37	10	14	2	2		
TOTAL JUVENILE	18	135	134	66	36	19	12	7	
COMBINED CIVIL CATEGORIES	1,073	3,246	3,120	679	2,407	1,199	939	120	140
FELONY									
Crime Against Person	24	91	75	16	62	40	38	1	1
Crime Against Property	51	76	101	14	78	26	26		
Other Felony	72	139	133	8	120	78	62	16	
TOTAL FELONY	147	306	309	38	260	144	126	17	1
MISDEMEANORS									
DWI	39	396	344	15	329	91	88	2	1
Other Traffic	1,195	11,503	11,482	443	11,039	1,216	961	148	107
Appeals from City-Funded Courts	3	4	4	1	3	3	3		
Other Misdemeanors	201	811	868	99	769	144	127	12	5
TOTAL MISDEMEANORS	1,438	12,714	12,698	558	12,140	1,454	1,179	162	113
COMBINED CRIMINAL CATEGORIES	1,585	13,020	13,007	596	12,400	1,598	1,305	179	114
GRAND TOTAL ALL CATEGORIES	2,658	16,266	16,127	1,275	14,807	2,797	2,244	299	254

APPLICATION FOR LICENSES:	Filed	Issued	Appealed	Contested	Uncontested
Beer	209	204	1	5	204
Bingo	8	7			6
Pool Hall	2	2			4

NUMBER OF PERSONS CERTIFIED FOR TRIAL AS ADULTS	Felony	Misdemeanors	Total
	6	1	7

FELONY PRELIMINARY HEARINGS	Held	Waived
	83	81

FELONY POST-CONVICTION APPEALS	Filed	Terminated	Granted	Denied
	11	11		11

1976 BOND FORFEITURES	Felony	Misdemeanors	Traffic	Total
	1	125	3,537	3,663

1976 JURY DATA:	Civil	Criminal	Joint	Total
Number of Jury Terms Held	1	2	15	18
Number of Days Jury Was in Attendance	64			
Number of Grand Juries Called	1			

MISCELLANEOUS FILINGS:	
Mechanic's and Material Man's Liens	80
Notary Public Bonds	275
Fictitious Partnerships	6
Tax Warrants	28
Power of Attorney, Revocation, Etc. (58 O.S. SUPP. 1974, 1056 (b))	14
TOTAL	403

NUMBER OF DISPOSITION DOCKETS HELD	92
---	-----------

JUDICIAL DISTRICT 3
(Kiowa, Jackson, Tillman, Washita)

Population No. of District Judges Associate Judges Special Judges Lawyers LITIGATION BREAKDOWN	Total Cases Pending on Jan. 1, 1976	Total Cases Filed in 1976	Total Cases Terminated in 1976	Disposed of by Trial or After Contest	Disposed of without Trial or Contest	Total Cases Pending on Dec. 31, 1976	Age Breakdown in Months of Cases Pending on Dec. 31, 1976		
							0 to 12 Months	12 to 24 Months	over 24 Months
CIVIL									
Auto Negligence	26	23	27	8	19	22	13	4	5
Other Tort	25	23	26	5	21	22	13	8	1
Lease or Mortgage Foreclosure	18	30	24	1	23	24	16	6	2
Real Property	22	80	63	6	57	39	29	6	4
Contractual	71	153	116	8	108	108	79	19	10
Appeals from Admin. Tribunals	54	10	10	7	3	54	1		53
Injunction, Quo Warranto, Mandamus, Habeas Corpus, Etc.	11	11	14	6	8	8	5	2	1
Other Civil	19	86	83	13	70	22	17	3	2
TOTAL CIVIL	246	416	363	54	309	299	173	48	78
DOMESTIC									
Divorce	185	608	593	48	545	200	149	34	17
Separate Maintenance	11	20	24	2	22	7	6		1
Annulment	1	11	11		11	1	1		
Reciprocal Support - Incoming	10	51	33	8	25	28	26	2	
Reciprocal Support - Outgoing	32	32	23	3	20	41	23	8	10
Paternity Proceedings									
Adoption	23	63	64	2	62	22	4	2	16
TOTAL DOMESTIC	262	785	748	63	685	299	209	46	44
PROBATE									
Administration of Estates and Probate Proper	336	312	302	6	321	346	196	52	98
Determination of Death of Joint or Life Tenant	9	95	98		98	6	4		2
Mental Health	1	86	86	6	80	1	1		
Guardianship and Conservatorship	65	35	37		38	63	5	7	51
Other Probate									
TOTAL PROBATE	411	528	523	12	537	416	206	59	151
SMALL CLAIMS									
Possession of Personal Property (Replevin)	3	17	17	4	13	3	1	2	
Possession of Real Property (Entry and Detainer)	5	17	16	2	14	6	5	1	
Small Claims	107	494	478	77	398	123	75	48	
TOTAL SMALL CLAIMS	115	528	511	83	425	132	81	51	
JUVENILE									
Juvenile Delinquency	16	16	24	7	5	8	3	5	
Children in Need of Supervision	116	114	143	55	14	87	50	36	1
Dependency and Neglect	8	48	44	34	3	12	6	6	
TOTAL JUVENILE	140	178	211	96	22	107	59	47	1
COMBINED CIVIL CATEGORIES	1,174	2,435	2,356	308	1,978	1,253	728	251	274
FELONY									
Crime Against Person	73	66	83	11	79	56	22	18	16
Crime Against Property	197	140	100	12	103	237	85	39	113
Other Felony	177	223	140	13	137	260	120	47	93
TOTAL FELONY	447	429	323	36	319	553	227	104	222
MISDEMEANORS									
DWI	37	291	222	4	218	106	97	7	2
Other Traffic	965	7,195	7,054	415	6,639	1,106	645	359	102
Appeals from City-Funded Courts	2	3	4	1	3	1	1		
Other Misdemeanors	255	1,028	862	23	846	421	278	108	35
TOTAL MISDEMEANORS	1,259	8,517	8,142	443	7,706	1,634	1,021	474	139
COMBINED CRIMINAL CATEGORIES	1,706	8,946	8,465	479	8,025	2,187	1,248	578	361
GRAND TOTAL ALL CATEGORIES	2,880	11,381	10,821	787	10,003	3,440	1,976	829	633

APPLICATION FOR LICENSES:	Filed	Issued	Appealed	Contested	Uncontested
Beer	210	208	1	2	210
Bingo	6	6			6
Pool Hall	4	4			4

NUMBER OF PERSONS CERTIFIED FOR TRIAL AS ADULTS	Felony	Misdemeanors	Total	
	3		3	
FELONY PRELIMINARY HEARINGS	Held	Waived		
	99	83		
FELONY POST-CONVICTION APPEALS	Filed	Terminated	Granted	Denied
	8	7		7
1976 BOND FORFEITURES	Felony	Misdemeanors	Traffic	Total
	5	24	618	647
1976 JURY DATA:	Civil	Criminal	Joint	Total
Number of Jury Terms Held		1	6	7
Number of Days Jury Was In Attendance	35			
Number of Grand Juries Called				

MISCELLANEOUS FILINGS:	
Mechanic's and Material Man's Liens	100
Notary Public Bonds	235
Fictitious Partnerships	3
Tax Warrants	35
Power of Attorney, Revocation, Etc.	1
[58 O.S. SUPP. 1974, 1056 (b)]	
TOTAL	374
NUMBER OF DISPOSITION DOCKETS HELD	12

JUDICIAL DISTRICT 4
(Alfalfa, Blaine, Dewey, Garfield, Grant, Kingfisher, Major, Woods, Woodward)

Population No. of: District Judges Associate Judges Special Judges Lawyers LITIGATION BREAKDOWN	Total Cases Pending on Jan. 1, 1976	Total Cases Filed in 1976	Total Cases Terminated in 1976	Disposed of by Trial or After Contest	Disposed of without Trial or Contest	Total Cases Pending on Dec. 31, 1976	Age Breakdown in Months of Cases Pending on Dec. 31, 1976		
							0 to 12 Months	12 to 24 Months	over 24 Months
CIVIL									
Auto Negligence	47	67	68	20	48	46	29	13	4
Other Tort	66	94	88	36	52	72	44	20	8
Lien or Mortgage Foreclosure	33	62	52	20	32	43	32	6	5
Real Property	95	218	208	55	153	105	84	14	7
Contractual	287	671	559	226	333	399	312	56	31
Appeals from Admin. Tribunals	4	22	17	11	6	9	7	2	
Injunction, Quo Warranto, Mandamus, Habeas Corpus, Etc.	19	25	28	11	17	16	9	6	1
Other Civil	83	269	270	80	190	82	55	24	3
TOTAL CIVIL	634	1,428	1,290	459	831	772	572	141	59
DOMESTIC									
Divorce	343	1,181	1,074	321	746	450	276	149	25
Separate Maintenance	18	29	36	8	28	11	9	2	
Annulment	3	12	11	5	6	4	4		
Reciprocal Support - Incoming	30	67	45	13	35	52	35	11	6
Reciprocal Support - Outgoing	19	44	59	32	27	4	3		1
Paternity Proceedings	2	5	7	2	5				
Adoption	52	123	132	1	131	43	31	7	5
TOTAL DOMESTIC	467	1,461	1,364	382	978	564	358	169	37
PROBATE									
Administration of Estates and Probate Proper	860	835	792	90	702	903	538	129	236
Determination of Death of Joint or Life Tenant	61	203	244	1	204	20	16	2	2
Mental Health	7	118	118	3	115	7	7		
Guardianship and Conservatorship	198	93	128	12	114	163	29	35	99
Other Probate	1	9	8	1	7	2	2		
TOTAL PROBATE	1,127	1,258	1,290	107	1,142	1,095	592	166	337
SMALL CLAIMS									
Possession of Personal Property (Replevin)	7	39	40	7	33	6	6		
Possession of Real Property (Entry and Detainer)	12	62	51	16	35	23	18	3	2
Small Claims	940	2,844	2,472	200	2,272	1,312	752	214	346
TOTAL SMALL CLAIMS	959	2,945	2,563	223	2,340	1,341	776	217	348
JUVENILE									
Juvenile Delinquency	71	86	113	67	46	44	20	18	6
Children in Need of Supervision	42	55	71	49	19	26	16	9	1
Dependency and Neglect	26	71	70	62	11	27	17	6	4
TOTAL JUVENILE	139	212	254	178	76	97	53	33	11
COMBINED CIVIL CATEGORIES	3,326	7,304	6,761	1,349	5,367	3,869	2,351	726	792
FELONY									
Crime Against Person	110	123	122	18	110	111	52	32	27
Crime Against Property	327	442	330	62	300	439	242	103	94
Other Felony	237	343	304	21	300	276	156	83	37
TOTAL FELONY	674	908	756	101	710	826	450	218	158
MISDEMEANORS									
DWI	286	757	691	41	640	352	273	41	38
Other Traffic	901	11,248	10,930	621	10,295	1,219	959	130	130
Appeals from City-Funded Courts	3	7	5	2	3	5	2	1	2
Other Misdemeanors	477	1,926	1,819	121	1,725	584	397	83	104
TOTAL MISDEMEANORS	1,667	13,938	13,445	785	12,663	2,160	1,631	255	274
COMBINED CRIMINAL CATEGORIES	2,341	14,846	14,201	886	13,373	2,986	2,081	473	432
GRAND TOTAL ALL CATEGORIES	5,667	22,150	20,962	2,235	18,740	6,955	4,432	1,199	1,224

APPLICATION FOR LICENSES:	Filed	Issued	Appealed	Contested	Uncontested
Beer	435	429	2	5	428
Bingo	24	21			16
Pool Hall	20	18			17

NUMBER OF PERSONS CERTIFIED FOR TRIAL AS ADULTS	Felony	Misdemeanors	Total
	6		6

FELONY PRELIMINARY HEARINGS	Held	Waived
	289	207

FELONY POST-CONVICTION APPEALS	Filed	Terminated	Granted	Denied
	12	12		12

1976 BOND FORFEITURES	Felony	Misdemeanors	Traffic	Total
	7	42	400	449

1976 JURY DATA:	Civil	Criminal	Joint	Total
Number of Jury Terms Held	5	11	20	36
Number of Days Jury Was in Attendance	157			
Number of Grand Juries Called				

MISCELLANEOUS FILINGS:	
Mechanic's and Material Man's Liens	554
Notary Public Bonds	618
Fictitious Partnerships	15
Tax Warrants	83
Power of Attorney, Revocation, Etc.	3
(58 O.S. SUPP. 1974, 1056 (b))	
TOTAL	1,273

NUMBER OF DISPOSITION DOCKETS HELD	
	174

JUDICIAL DISTRICT 5
(Caddo, Comanche, Cotton, Grady, Jefferson, Stephens)

Population No. of: District Judges <u>216,288</u> Associate Judges <u>5</u> Special Judges <u>5</u> Lawyers <u>222</u> LITIGATION BREAKDOWN	Total Cases Pending on Jan. 1, 1976	Total Cases Filed In 1976	Total Cases Terminated In 1976	Disposed of by Trial or After Contest	Disposed of without Trial or Contest	Total Cases Pending on Dec. 31, 1976	Age Breakdown in Months of Cases Pending on Dec. 31, 1976		
							0 to 12 Months	12 to 24 Months	over 24 Months
CIVIL									
Auto Negligence	266	299	304	38	266	261	189	50	22
Other Tort	59	108	96	34	62	71	44	20	7
Lien or Mortgage Foreclosure	188	119	163	28	135	144	108	29	7
Real Property	235	307	342	61	285	200	124	44	32
Contractual	557	809	828	93	735	538	323	145	70
Appeals from Admin. Tribunals	54	52	51	9	42	55	20	19	16
Injunction, Quo Warranto, Mandamus, Habeas Corpus, Etc.	87	76	63	16	43	100	49	35	16
Other Civil	239	531	482	40	442	288	195	68	25
TOTAL CIVIL	1,685	2,301	2,329	319	2,010	1,657	1,052	410	195
DOMESTIC									
Divorce	1,682	2,705	2,606	235	2,371	1,781	1,048	541	192
Separate Maintenance	69	64	77	17	60	56	33	17	6
Annulment	13	52	40	5	35	25	14	9	2
Reciprocal Support - Incoming	187	169	245	20	228	111	58	30	23
Reciprocal Support - Outgoing	282	119	137	20	114	264	122	89	53
Paternity Proceedings	8	11	11	3	8	8	3	2	3
Adoption	64	262	233	1	232	93	45	27	21
TOTAL DOMESTIC	2,305	3,382	3,349	301	3,048	2,338	1,323	715	300
PROBATE									
Administration of Estates and Probate Proper	907	744	755	18	737	896	451	144	301
Determination of Death of Joint or Life Tenant	60	199	227		227	32	18	3	11
Mental Health	63	164	139	14	147	88	43	23	23
Guardianship and Conservatorship	408	122	172	2	170	358	86	82	190
Other Probate	9	42	37		37	14	6	3	5
TOTAL PROBATE	1,447	1,271	1,330	34	1,318	1,388	603	255	530
SMALL CLAIMS									
Possession of Personal Property (Replevin)	51	269	247	102	145	73	36	33	4
Possession of Real Property (Entry and Detainer)	84	423	388	214	171	119	58	55	6
Small Claims	1,914	3,703	3,184	1,095	2,092	2,433	828	877	728
TOTAL SMALL CLAIMS	2,049	4,395	3,819	1,411	2,408	2,625	922	965	738
JUVENILE									
Juvenile Delinquency	433	214	178	103	66	469	100	89	280
Children in Need of Supervision	248	106	95	122	26	259	52	34	173
Dependency and Neglect	220	124	73	82	20	271	72	46	153
TOTAL JUVENILE	901	444	346	307	112	999	224	169	606
COMBINED CIVIL CATEGORIES	8,387	11,793	11,173	2,372	8,896	9,007	4,124	2,514	2,369
FELONY									
Crime Against Person	382	439	571	28	549	250	123	65	62
Crime Against Property	792	615	759	19	750	648	267	216	165
Other Felony	1,283	810	1,268	12	1,270	825	382	261	182
TOTAL FELONY	2,457	1,864	2,598	59	2,569	1,723	772	542	409
MISDEMEANORS									
DWI	565	1,285	1,319	42	1,277	531	393	79	59
Other Traffic	14,648	20,827	30,843	589	30,254	4,632	2,165	1,032	1,435
Appeals from City-Funded Courts	97	27	98	6	92	26	14		12
Other Misdemeanors	2,418	4,118	4,562	132	4,437	1,974	977	530	467
TOTAL MISDEMEANORS	17,728	26,257	36,822	769	36,060	7,163	3,549	1,641	1,973
COMBINED CRIMINAL CATEGORIES	20,185	28,121	39,420	828	38,629	8,886	4,321	2,183	2,382
GRAND TOTAL ALL CATEGORIES	28,572	39,914	50,593	3,200	47,525	17,893	8,445	4,697	4,751

APPLICATION FOR LICENSES:	Filed	Issued	Appealed	Contested	Uncontested
Beer	635	630			630
Bingo	39	39			39
Pool Hall	11	11			11

NUMBER OF PERSONS CERTIFIED FOR TRIAL AS ADULTS	Felony	Misdemeanors	Total	
	20	1	21	
FELONY PRELIMINARY HEARINGS	Held	Waived		
	436	269		
FELONY POST-CONVICTION APPEALS	Filed	Terminated	Granted	Denied
	17	14		14
1976 BOND FORFEITURES	Felony	Misdemeanors	Traffic	Total
	43	235	776	1,054
1976 JURY DATA:	Civil	Criminal	Joint	Total
		1	18	19
	Number of Jury Terms Held			
	Number of Days Jury Was in Attendance	178		
Number of Grand Juries Called	5			

MISCELLANEOUS FILINGS:

Mechanic's and Material Man's Liens	708
Notary Public Bonds	717
Fictitious Partnerships	20
Tax Warrants	115
Power of Attorney, Revocation, Etc. [58 O.S. SUPP. 1974, 1056 (b)]	9
TOTAL	1,569
NUMBER OF DISPOSITION DOCKETS HELD	7

JUDICIAL DISTRICT 7
(Canadian, Oklahoma)

Population No. of: District Judges Associate Judges Special Judges Lawyers LITIGATION BREAKDOWN	Total Cases Pending on Jan. 1, 1976	Total Cases Filed In 1976	Total Cases Terminated In 1976	Disposed of by Trial or After Contest	Disposed of without Trial or Contest	Total Cases Pending on Dec. 31, 1976	Age Breakdown in Months of Cases Pending on Dec. 31, 1976		
							0 to 12 Months	12 to 24 Months	over 24 Months
CIVIL									
Auto Negligence	2,202	1,833	1,366	6	23	2,669	31	4	11
Other Tort	1,047	800	566	7	32	1,281	30	6	17
Lien or Mortgage Foreclosure	634	778	716	19	43	606	29	10	9
Real Property	509	397	232	10	39	674	18	8	15
Contractual	12,247	8,788	5,921	22	131	15,114	24	20	72
Appeals from Admin. Tribunals	205	337	220		10	322			
Injunction, Quo Warranto, Mandamus, Habeas Corpus, Etc.	420	206	91	3	6	535	5		2
Other Civil	4,186	1,494	1,212	3	77	4,468	3		9
TOTAL CIVIL	21,450	14,633	10,324	1,233	9,091	25,759	7,984	5,092	12,683
DOMESTIC									
Divorce	7,696	7,631	5,886	143	259	9,441	112	54	33
Separate Maintenance	325	113	75	1	4	363	3	1	5
Annulment	71	48	40		3	79	2		
Reciprocal Support - Incoming	369	1,065	111	12	6	1,323	12	5	21
Reciprocal Support - Outgoing	102	201	44	5	9	259	5	12	10
Paternity Proceedings	128	66	59	1	4	135	1		4
Adoption	263	642	611	1	53	294	4		3
TOTAL DOMESTIC	8,954	9,766	6,826	522	6,304	11,894	4,573	2,195	5,126
PROBATE									
Administration of Estates and Probate Proper	3,943	1,523	1,041	5	112	4,425	81	25	30
Determination of Death of Joint or Life Tenant	122	548	524		62	146	3	1	
Mental Health	137	698	728	1	18	107	39	48	15
Guardianship and Conservatorship	1,208	310	147		29	1,371	23	11	34
Other Probate	5	12	12			5			
TOTAL PROBATE	5,415	3,091	2,452	6	2,436	6,054	1,541	987	3,526
SMALL CLAIMS									
Possession of Personal Property (Replevin)	492	248	137	4	4	603	2	7	7
Possession of Real Property (Entry and Detainer)	144	592	298	21	22	438	5	6	14
Small Claims	28,324	10,476	5,892	153	540	32,908	315	162	228
TOTAL SMALL CLAIMS	28,960	11,316	6,327	595	5,732	33,949	5,670	5,849	22,430
JUVENILE									
Juvenile Delinquency	358	1,881	997	988	9	1,242	6	12	25
Children in Need of Supervision	228	246	333	284	44	141	24	16	41
Dependency and Neglect	173	631	469	466	3	335	8	10	16
TOTAL JUVENILE	759	2,758	1,799	1,738	56	1,718	38	38	82
COMBINED CIVIL CATEGORIES	65,538	41,564	27,728	4,094	23,619	79,374	9,806	14,162	43,847
FELONY									
Crime Against Person	745	800	600	8	139	745	29	27	14
Crime Against Property	4,318	2,765	2,442	1	82	4,641	42	10	24
Other Felony	1,544	1,710	1,486	3	131	1,768	66	37	
TOTAL FELONY	6,607	5,075	4,528	413	4,124	7,154	2,645	2,431	1,824
MISDEMEANORS									
DWI	787	1,363	1,218	2	117	932	71	26	23
Other Traffic	5,272	14,615	13,464	29	3,268	6,423	222	119	596
Appeals from City-Funded Courts	498	399	260	1	2	637	2		
Other Misdemeanors	2,968	3,425	3,437	14	520	2,956	118	74	22
TOTAL MISDEMEANORS	9,525	19,802	18,379	671	4,718	10,948	4,421	1,863	4,864
COMBINED CRIMINAL CATEGORIES	16,132	24,877	22,907	1,084	21,842	18,102	7,966	4,394	6,488
GRAND TOTAL ALL CATEGORIES	81,670	66,441	50,635	5,178	25,461	97,476	26,872	18,455	50,335

APPLICATION FOR LICENSES:	Filed	Issued	Appealed	Contested	Uncontested
Beer	1,835	91		1	90
Bingo	109	9			9
Pool Hall	10	3			3

NUMBER OF PERSONS CERTIFIED FOR TRIAL AS ADULTS	Felony	Misdemeanors	Total	
	54		54	
FELONY PRELIMINARY HEARINGS	Held	Waived		
	2,174	1,775		
FELONY POST-CONVICTION APPEALS	Filed	Terminated	Granted	Denied
	135	152	6	146
1976 BOND FORFEITURES	Felony	Misdemeanors	Traffic	Total
	4	6	8	18
1976 JURY DATA:	Civil	Criminal	Joint	Total
Number of Jury Terms Held			34	34
Number of Days Jury Was in Attendance	183			
Number of Grand Juries Called				

MISCELLANEOUS FILINGS:	
Mechanic's and Material Men's Liens	1,823
Notary Public Bonds	3,632
Fictitious Partnerships	205
Tax Warrants	1,360
Power of Attorney, Revocation, Etc. [58 O.S. SUPP. 1974, 1056 (b)]	3
TOTAL	7,023

NOTE: Method of disposition and age of pending cases breakdowns are not complete for Oklahoma County.

NUMBER OF DISPOSITION DOCKETS HELD	
	10

JUDICIAL DISTRICT 8
(Kay, Noble)

Population No. of: District Judges 58,834 Associate Judges 1 Special Judges 2 Lawyers 92	Total Cases Pending on Jan. 1, 1976	Total Cases Filed in 1976	Total Cases Terminated in 1976	Disposed of by Trial or After Contest	Disposed of without Trial or Contest	Total Cases Pending on Dec. 31, 1976	Age Breakdown in Months of Cases Pending on Dec. 31, 1976		
							0 to 12 Months	12 to 24 Months	over 24 Months
LITIGATION BREAKDOWN									
CIVIL	31	56	46	13	33	41	32	6	3
Auto Negligence	40	41	28	13	15	53	31	10	12
Other Tort	15	19	25	4	21	9	5	4	
Lien or Mortgage Foreclosure	31	68	44	10	34	55	43	4	8
Real Property	83	81	105	14	91	59	36	16	7
Contractual	1	6	5	5		2	2		
Appeals from Admin. Tribunals	13	13	13	6	7	13	4	5	4
Injunction, Quo Warranto, Mandamus, Habeas Corpus, Etc.	140	313	255	61	194	198	149	33	16
Other Civil	354	597	521	126	395	430	302	78	50
TOTAL CIVIL									
DOMESTIC	159	519	488	39	446	190	165	21	4
Divorce	18	9	8	1	7	19	18		1
Separate Maintenance		11	9	1	8	2	2		
Annulment	5	35	27	9	21	13	8	3	2
Reciprocal Support - Incoming	4	11	5	3	2	10	6		4
Reciprocal Support - Outgoing	1	2	2	1	1	1	1		
Paternity Proceedings	16	75	74	73	1	14	10	3	1
Adoption	203	659	613	127	486	249	210	27	12
TOTAL DOMESTIC									
PROBATE	296	256	240	4	236	312	154	54	104
Administration of Estates and Probate Proper	7	84	85		85	6	4		2
Determination of Death of Joint or Life Tenant	3	40	39		39	4	2	2	
Mental Health	60	23	12		12	71	17	5	49
Guardianship and Conservatorship									
Other Probate	366	403	376	4	372	393	177	61	155
TOTAL PROBATE									
SMALL CLAIMS	3	21	24	11	13				
Possession of Personal Property (Replevin)	2	34	35	11	24	1	1		
Possession of Real Property (Entry and Detainer)	209	1,550	1,456	222	1,234	303	270	31	2
Small Claims	214	1,605	1,515	244	1,271	304	271	31	2
TOTAL SMALL CLAIMS									
JUVENILE	13	34	20	15	5	27	17	4	6
Juvenile Delinquency	41	67	47	28	19	61	31	21	9
Children in Need of Supervision	12	30	23	18	5	19	10	7	2
Dependency and Neglect	66	131	90	61	29	107	58	32	17
TOTAL JUVENILE									
COMBINED CIVIL CATEGORIES	1,203	3,395	3,115	562	2,553	1,483	1,018	229	236
FELONY	55	100	101	19	92	54	37	15	2
Crime Against Person	150	194	195	30	194	149	69	34	46
Crime Against Property	5	17	14	5	7	8	6	2	
Other Felony	210	311	310	54	293	211	112	51	48
TOTAL FELONY									
MISDEMEANORS	23	177	171	24	155	29	26	1	2
DWI	301	6,061	6,118	214	5,904	244	244		
Other Traffic	122	973	903	122	835	192	130	19	43
Appeals from City-Funded Courts	446	7,211	7,192	360	6,894	465	400	20	45
Other Misdemeanors									
TOTAL MISDEMEANORS									
COMBINED CRIMINAL CATEGORIES	656	7,522	7,502	414	7,187	676	512	71	93
GRAND TOTAL ALL CATEGORIES	1,859	10,917	10,617	976	9,740	2,159	1,530	300	329

APPLICATION FOR LICENSES:	Filed	Issued	Appealed	Contested	Uncontested
Beer	184	186		1	185
Bingo	23	23			23
Pool Hall	3	3			3

NUMBER OF PERSONS CERTIFIED FOR TRIAL AS ADULTS	Felony	Misdemeanors	Total
	4	1	5

FELONY PRELIMINARY HEARINGS	Held	Waived
	73	148

FELONY POST-CONVICTION APPEALS	Filed	Terminated	Granted	Denied
	3	3		3

1976 BOND FORFEITURES	Felony	Misdemeanors	Traffic	Total
	5	66	3,216	3,287

1976 JURY DATA:	Civil	Criminal	Joint	Total
Number of Jury Terms Held			5	5
Number of Days Jury Was In Attendance	50			
Number of Grand Juries Called				

MISCELLANEOUS FILINGS:	
Mechanic's and Material Man's Liens	121
Notary Public Bonds	286
Fictitious Partnerships	3
Tax Warrants	42
Power of Attorney, Revocation, Etc. [58 O.S. SUPP. 1974, 1056 (b)]	13
TOTAL	525

NUMBER OF DISPOSITION DOCKETS HELD	
	7

JUDICIAL DISTRICT 9
(Logan, Payne)

Population No. of: District Judges <u>70,299</u> Associate Judges <u>2</u> Special Judges <u>1</u> Lawyers <u>68</u> LITIGATION BREAKDOWN	Total Cases Pending on Jan. 1, 1976	Total Cases Filed in 1976	Total Cases Terminated in 1976	Disposed of by Trial or After Contest	Disposed of without Trial or Contest	Total Cases Pending on Dec. 31, 1976	Age Breakdown in Months of Cases Pending on Dec. 31, 1976		
							0 to 12 Months	12 to 24 Months	over 24 Months
CIVIL									
Auto Negligence	33	67	55	5	50	45	37	7	1
Other Tort	15	39	21	8	13	23	28	2	3
Lien or Mortgage Foreclosure	29	56	49	11	38	36	26	9	1
Real Property	46	124	114	12	102	56	44	10	2
Contractual	166	240	206	15	191	200	134	60	6
Appeals from Adm'n. Tribunals	2	17	14	3	11	5	5		
Injunction, Quo Warranto, Mandamus, Habeas Corpus, Etc.	9	47	49	3	46	7	4	2	1
Other Civil	26	25	44	3	41	7	3	1	3
TOTAL CIVIL	326	615	552	60	492	389	281	91	17
DOMESTIC									
Divorce	185	631	561	351	210	255	204	45	6
Separate Maintenance	6	9	11	7	4	4	4		
Annulment	1	3	2	1	1	2	1	1	
Reciprocal Support - Incoming	15	35	29	4	25	21	14	7	
Reciprocal Support - Outgoing	6	17	19	1	18	4	2	1	1
Paternity Proceedings									
Adoption	10	49	46	1	45	13	7	2	4
TOTAL DOMESTIC	223	744	668	365	303	299	232	56	11
PROBATE									
Administration of Estates and Probate Proper	324	272	256	7	249	340	199	66	75
Determination of Death of Joint or Life Tenant	12	108	109		109	11	9		2
Mental Health		51	51	4	47				
Guardianship and Conservatorship	44	45	37	2	35	52	34	9	9
Other Probate									
TOTAL PROBATE	380	476	453	13	440	403	242	75	86
SMALL CLAIMS									
Possession of Personal Property (Replevin)		37	30	3	27	7	7		
Possession of Real Property (Entry and Detainer)	2	71	69	6	63	4	4		
Small Claims	108	1,700	1,696	221	1,475	112	107	5	
TOTAL SMALL CLAIMS	110	1,808	1,795	230	1,565	123	118	5	
JUVENILE									
Juvenile Delinquency	18	102	84	32	52	36	30	3	3
Children in Need of Supervision	10	59	52	20	32	17	12	2	3
Dependency and Neglect	13	33	32	14	18	14	10	1	3
TOTAL JUVENILE	41	194	168	66	102	67	52	6	9
COMBINED CIVIL CATEGORIES	1,080	3,837	3,636	734	2,902	1,281	925	233	123
FELONY									
Crime Against Person	19	29	32	8	24	16	9	6	1
Crime Against Property	62	197	147	8	150	112	79	19	14
Other Felony	94	230	180	10	179	144	95	25	24
TOTAL FELONY	175	456	359	26	353	272	183	50	39
MISDEMEANORS									
DWI	127	301	299	4	295	129	87	28	14
Other Traffic	483	6,333	6,176	14	3,127	640	223	149	268
Appeals from City-Funded Courts	7	19	23	2	21	3	2		1
Other Misdemeanors	282	1,310	1,194	12	1,182	398	262	85	51
TOTAL MISDEMEANORS	899	7,963	7,692	32	4,625	1,170	574	262	334
COMBINED CRIMINAL CATEGORIES	1,074	8,419	8,051	58	4,978	1,442	757	312	373
GRAND TOTAL ALL CATEGORIES	2,154	12,256	11,687	792	7,880	2,723	1,682	545	496

APPLICATION FOR LICENSES:	Filed	Issued	Appealed	Contested	Uncontested
Beer	220	218			219
Bingo	22	23			23
Pool Hall	11	11			11

NUMBER OF PERSONS CERTIFIED FOR TRIAL AS ADULTS	Felony	Misdemeanors	Total
	5		5

FELONY PRELIMINARY HEARINGS	Held	Waived
	91	86

FELONY POST-CONVICTION APPEALS	Filed	Terminated	Granted	Denied
	4	4		4

1976 BOND FORFEITURES	Felony	Misdemeanors	Traffic	Total
		37	3,014	3,051

1976 JURY DATA:	Civil	Criminal	Joint	Total
Number of Jury Terms Held		4	9	13
Number of Days Jury Was in Attendance	79			
Number of Grand Juries Called	1			

MISCELLANEOUS FILINGS:	
Mechanic's and Material Man's Liens	190
Notary Public Bonds	323
Fictitious Partnerships	8
Tax Warrants	61
Power of Attorney, Revocation, Etc.	10
[58 O.S. SUPP. 1974, 1056 (b)]	
TOTAL	592

NUMBER OF DISPOSITION DOCKETS HELD	
	15

JUDICIAL DISTRICT 10
(Osage)

Population No. of: District Judges 22,750 Associate Judges 1.00 Special Judges 1.00 Lawyers 33 LITIGATION BREAKDOWN	Total Cases Pending on Jan. 1, 1976	Total Cases Filed in 1976	Total Cases Terminated in 1976	Disposed of by Trial or After Contest	Disposed of without Trial or Contest	Total Cases Pending on Dec. 31, 1976	Age Breakdown in Months of Cases Pending on Dec. 31, 1976		
							0 to 12 Months	12 to 24 Months	over 24 Months
CIVIL									
Auto Negligence	19	20	26	10	16	13	10	2	1
Other Tort	47	24	36	9	27	35	17	15	3
Lien or Mortgage Foreclosure	9	20	16	7	9	13	11	1	1
Real Property	21	43	37	33	4	27	17	8	2
Contractual	80	110	107	54	53	83	55	18	10
Appeals from Admin. Tribunals	2	3	5	5					
Injunction, Quo Warranto, Mandamus, Habeas Corpus, Etc.	23	20	31	12	19	12	8	4	
Other Civil	8	18	17	12	5	9	7	1	1
TOTAL CIVIL	209	258	275	142	133	192	125	49	18
DOMESTIC									
Divorce	246	353	396	151	245	203	124	61	18
Separate Maintenance	4	7	4	2	2	7	6		1
Annulment		3	3		3				
Reciprocal Support - Incoming	12	9	10		10	11	8	3	
Reciprocal Support - Outgoing	7	2	4		4	5	2	3	
Paternity Proceedings	2					2		1	1
Adoption	20	26	31		31	15	1	3	11
TOTAL DOMESTIC	291	400	448	153	295	243	141	71	31
PROBATE									
Administration of Estates and Probate Proper	161	141	124	7	117	178	104	36	38
Determination of Death of Joint or Life Tenant	1	38	34		34	5	5		
Mental Health	42	18	27	8	19	33	3	7	23
Guardianship and Conservatorship	110	21	27		27	104	20	11	73
Other Probate									
TOTAL PROBATE	314	218	212	15	197	320	132	54	134
SMALL CLAIMS									
Possession of Personal Property (Replevin)	1	20	14	2	12	7	6	1	
Possession of Real Property (Entry and Detainer)	9	89	78	8	70	20	20		
Small Claims	166	332	451	49	402	47	47		
TOTAL SMALL CLAIMS	176	441	543	59	484	74	73	1	
JUVENILE									
Juvenile Delinquency	43	37	35	34	1	45	31	13	1
Children - Need of Supervision	49	40	47	47		42	19	21	2
Dependency and Neglect	22	15	12	12		25	13	7	5
TOTAL JUVENILE	114	92	94	93	1	112	63	41	8
COMBINED CIVIL CATEGORIES	1,104	1,409	1,572	482	1,110	941	534	216	191
FELONY									
Crime Against Person	44	21	43	3	43	22	14	8	
Crime Against Property	74	55	77	1	80	52	24	13	15
Other Felony	27	33	32	1	33	28	16	10	2
TOTAL FELONY	145	109	152	5	165	102	54	31	17
MISDEMEANORS									
DWI	70	108	92		92	86	58	12	16
Other Traffic	303	1,487	1,406	185	1,221	384	179	66	139
Appeals from City-Funded Courts	3	7	3		3	7	5	2	
Other Misdemeanors	154	534	470	3	470	218	136	42	40
TOTAL MISDEMEANORS	530	2,136	1,971	188	1,786	695	378	122	195
COMBINED CRIMINAL CATEGORIES	675	2,245	2,123	193	1,951	797	432	153	212
GRAND TOTAL ALL CATEGORIES	1,779	3,654	3,695	655	3,061	1,738	966	389	403

APPLICATION FOR LICENSES:	Filed	Issued	Appealed	Contested	Uncontested
Beer	141	140		1	140
Bingo	11	11			11
Pool Hall	3	3			3

NUMBER OF PERSONS CERTIFIED FOR TRIAL AS ADULTS	Felony	Misdemeanors	Total
	2		2

FELONY PRELIMINARY HEARINGS

	Filed	Terminated	Granted	Denied
FELONY POST-CONVICTION APPEALS	4	4	1	3

1976 BOND FORFEITURES	Felony	Misdemeanors	Traffic	Total
	3		155	158

1976 JURY DATA:

	Civil	Criminal	Joint	Total
Number of Jury Terms Held			4	4
Number of Days Jury Was in Attendance	31			
Number of Grand Juries Called				

MISCELLANEOUS FILINGS:

Mechanic's and Material Man's Liens	143
Notary Public Bonds	111
Fictitious Partnerships	4
Tax Warrants	13
Power of Attorney, Revocation, Etc. [68 O.S. SUPP. 1974, 1056 (b)]	36
TOTAL	307

**NUMBER OF DISPOSITION
DOCKETS HELD** 4

JUDICIAL DISTRICT 11
(Washington, Nowata)

Population No. of: District Judges <u>52,059</u> Associate Judges <u>1</u> Special Judges <u>2</u> Lawyers <u>122</u>	Total Cases Pending on Jan. 1, 1976	Total Cases Filed in 1976	Total Cases Terminated in 1976	Disposed of by Trial or After Contest	Disposed of without Trial or Contest	Total Cases Pending on Dec. 31, 1976	Age Breakdown in Months of Cases Pending on Dec. 31, 1976		
							0 to 12 Months	12 to 24 Months	over 24 Months
LITIGATION BREAKDOWN									
CIVIL									
Auto Negligence	31	29	27	11	17	33	20	8	5
Other Tort	60	32	22	9	13	70	25	18	27
Lien or Mortgage Foreclosure	27	17	17	6	11	27	6	4	17
Real Property	24	55	49	16	33	30	21	4	5
Contractual	245	154	137	16	121	262	69	46	147
Appeals from Adm'n. Tribunals	7	9	5	1	4	11	4	1	6
Injunction, Quo Warranto, Mandamus, Habeas Corpus, Etc.	42	29	21	10	11	50	20	13	17
Other Civil	95	125	107	58	49	113	47	28	38
TOTAL CIVIL	531	450	385	127	259	596	212	122	262
DOMESTIC									
Divorce	418	543	478	65	413	483	176	73	234
Separate Maintenance	12	15	8	3	5	19	10	2	7
Annulment	1	6	6		6	1			1
Reciprocal Support - Incoming	23	23	11		10	40	19	18	3
Reciprocal Support - Outgoing	29	22	13		14	38	16	11	11
Paternity Proceedings	2					2		1	1
Adoption	8	52	39		39	21	16	3	2
TOTAL DOMESTIC	498	661	555	68	487	604	237	108	259
PROBATE									
Administration of Estates and Probate Proper	163	125	123	6	117	165	81	34	50
Determination of Death of Joint or Life Tenant	8	63	68		68	3	1	1	1
Mental Health	7	65	56	6	50	16	9	5	2
Guardianship and Conservatorship	3	28	25	1	24	6	3	1	2
Other Probate	40	14	20		20	34	12	2	20
TOTAL PROBATE	221	295	292	13	279	224	106	43	75
SMALL CLAIMS									
Possession of Personal Property (Replevin)	9	27	24	6	18	12	4	2	6
Possession of Real Property (Entry and Detainer)	17	46	44	7	37	19	5	8	6
Small Claims	268	799	723	129	594	344	126	89	129
TOTAL SMALL CLAIMS	294	872	791	142	649	375	135	99	141
JUVENILE									
Juvenile Delinquency	17	98	84	6	57	31	21	4	6
Children in Need of Supervision	41	19	27	4	3	33	6	7	20
Dependency and Neglect	2	14	12	7	4	4	3		1
TOTAL JUVENILE	60	131	123	17	64	68	30	11	27
COMBINED CIVIL CATEGORIES	1,604	2,409	2,146	367	1,738	1,867	720	383	764
FELONY									
Crime Against Person	47	53	65	5	61	35	16	2	17
Crime Against Property	74	81	101	17	87	54	23	7	24
Other Felony	85	121	145	7	138	61	43	3	15
TOTAL FELONY	206	255	311	29	286	150	82	12	56
MISDEMEANORS									
DWI	45	130	129	18	111	46	35	6	5
Other Traffic	182	1,066	1,057	198	859	191	73	42	76
Appeals from City-Fund'l Courts	1					1		1	
Other Misdemeanors	176	530	530	54	476	176	126	31	19
TOTAL MISDEMEANORS	404	1,726	1,716	270	1,446	414	234	80	100
COMBINED CRIMINAL CATEGORIES	610	1,981	2,027	299	1,732	564	316	92	166
GRAND TOTAL ALL CATEGORIES	2,214	4,390	4,173	666	3,470	2,431	1,036	475	920

APPLICATION FOR LICENSES:	Filed	Issued	Appealed	Contested	Uncontested
Beer	154	150		7	147
Bingo	6	6			6
Pool Hall	15	15		1	14

NUMBER OF PERSONS CERTIFIED FOR TRIAL AS ADULTS	Felony	Misdemeanors	Total
	4	1	5

FELONY PRELIMINARY HEARINGS	Held	Waived
	105	75

FELONY POST-CONVICTION APPEALS	Filed	Terminated	Granted	Denied

1976 BOND FORFEITURES	Felony	Misdemeanors	Traffic	Total
	3	17	35	55

1976 JURY DATA:	Civil	Criminal	Joint	Total
Number of Jury Terms Held			5	5
Number of Days Jury Was in Attendance	50			
Number of Grand Juries Called	1			

MISCELLANEOUS FILINGS:	
Mechanic's and Material Men's Liens	117
Notary Public Bonds	224
Fictitious Partnerships	6
Tax Warrants	35
Power of Attorney, Revocation, Etc. [58 O.S. SUPP. 1974, 1056 (b)]	2
TOTAL	384

NUMBER OF DISPOSITION DOCKETS HELD _____

JUDICIAL DISTRICT 12
(Craig, Mayes, Rogers)

Population No. of: District Judges <u>68,449</u> Associate Judges <u>1</u> Special Judges <u>3</u> Lawyers <u>63</u>	Total Cases Pending on Jan. 1, 1976	Total Cases Filed in 1976	Total Cases Terminated in 1976	Disposed of by Trial or After Contest	Disposed of without Trial or Contest	Total Cases Pending on Dec. 31, 1976	Age Breakdown in Months of Cases Pending on Dec. 31, 1976		
							0 to 12 Months	12 to 24 Months	over 24 Months
LITIGATION BREAKDOWN									
CIVIL									
Auto Negligence	63	81	79	20	59	65	41	19	5
Other Tort	53	88	94	16	80	47	28	13	6
Lien or Mortgage Foreclosure	33	65	58	17	44	40	31	5	4
Real Property	92	234	208	35	175	118	86	17	15
Contractual	210	358	280	52	242	288	198	81	9
Appeals from Admin. Tribunals	3	13	12	9	3	4	2	1	1
Injunction, Quo Warranto, Mandamus, Habeas Corpus, Etc.	14	64	46	38	8	32	27	5	
Other Civil	15	95	99	7	92	11	10	1	
TOTAL CIVIL	483	998	876	194	703	605	423	142	40
DOMESTIC									
Divorce	368	736	897	76	821	207	147	17	43
Separate Maintenance	7	7	11	1	10	3	3		
Annulment	4	16	18	1	17	2	1		1
Reciprocal Support - Incoming	61	44	23	3	21	82	28	24	30
Reciprocal Support - Outgoing	16	23	23		22	16	4	4	8
Paternity Proceedings		2	1		1	1	1		
Adoption	20	76	73	1	72	23	14	3	6
TOTAL DOMESTIC	476	904	1,046	82	964	334	198	48	88
PROBATE									
Administration of Estates and Probate Proper	262	196	166	7	157	292	120	48	124
Determination of Death of Joint or Life Tenant	27	108	116		148	19	12	4	3
Mental Health	37	90	85	5	80	42	5	11	26
Guardianship and Conservatorship	22	27	14		4	35	17	8	10
Other Probate	5	19	16		25	8	3	1	4
TOTAL PROBATE	353	440	397	12	414	396	157	72	167
SMALL CLAIMS									
Possession of Personal Property (Replevin)	5	48	42	18	24	12	12		
Possession of Real Property (Entry and Detainer)	21	95	100	26	74	16	16		
Small Claims	638	1,381	1,680	333	1,347	339	268	25	46
TOTAL SMALL CLAIMS	665	1,524	1,822	377	1,445	367	296	25	46
JUVENILE									
Juvenile Delinquency	111	84	106	50	68	89	34	30	25
Children in Need of Supervision	114	76	131	21	109	59	22	27	10
Dependency and Neglect	28	28	33	12	21	23	5	11	7
TOTAL JUVENILE	253	188	270	83	198	171	61	68	42
COMBINED CIVIL CATEGORIES	2,230	4,054	4,411	748	3,724	1,873	1,135	355	383
FELONY									
Crime Against Person	60	135	101	9	102	94	61	18	15
Crime Against Property	454	360	369	6	405	445	165	93	187
Other Felony	124	218	196	9	207	146	107	36	3
TOTAL FELONY	638	713	666	24	714	685	333	147	205
MISDEMEANORS									
DWI	344	365	355	151	190	354	103	109	142
Other Traffic	2,036	7,922	7,577	985	6,606	2,381	717	545	1,119
Appeals from City-Funded Courts									
Other Misdemeanors	673	1,610	1,463	332	1,180	820	389	169	262
TOTAL MISDEMEANORS	3,053	9,897	9,395	1,468	7,976	3,555	1,209	823	1,523
COMBINED CRIMINAL CATEGORIES	3,691	10,610	10,061	1,492	8,690	4,240	1,542	970	1,728
GRAND TOTAL ALL CATEGORIES	5,921	14,664	14,472	2,240	12,414	6,113	2,677	1,325	2,111

APPLICATION FOR LICENSES:	Filed	Issued	Appealed	Contested	Uncontested
Beer	297	291	2	8	288
Bingo	17	117			17
Pool Hall	16	18		1	15

NUMBER OF PERSONS CERTIFIED FOR TRIAL AS ADULTS	Felony	Misdemeanors	Total
	4		4

FELONY PRELIMINARY HEARINGS	Held	Waived
	143	123

FELONY POST-CONVICTION APPEALS	Filed	Terminated	Granted	Denied
	4			1

1976 BOND FORFEITURES	Felony	Misdemeanors	Traffic	Total
		59	230	289

1976 JURY DATA:	Civil	Criminal	Joint	Total
Number of Jury Terms Held	2	1	10	13
Number of Days Jury Was In Attendance	77			
Number of Grand Juries Called				

MISCELLANEOUS FILINGS:	
Mechanic's and Material Man's Liens	177
Notary Public Bonds	298
Fictitious Partnerships	6
Tax Warrants	63
Power of Attorney, Revocation, Etc. (58 O.S. SUPP. 1974, 1056 (b))	2
TOTAL	546
NUMBER OF DISPOSITION DOCKETS HELD	14

JUDICIAL DISTRICT 13
(Delaware, Ottawa)

Population No. of: District Judges <u>47,567</u> Associate Judges <u>1</u> Special Judges <u>2</u> Lawyers <u>52</u> LITIGATION BREAKDOWN	Total Cases Pending on Jan. 1, 1976	Total Cases Filed in 1976	Total Cases Terminated in 1976	Disposed of by Trial or After Contest	Disposed of without Trial or Contest	Total Cases Pending on Dec. 31, 1976	Age Breakdown in Months of Cases Pending on Dec. 31, 1976		
							0 to 12 Months	12 to 24 Months	over 24 Months
CIVIL									
Auto Negligence	30	32	25	19	18	37	13	9	15
Other Tort	69	210	147	124	121	132	65	36	31
Lien or Mortgage Foreclosure	25	34	26	12	17	33	13	8	12
Real Property	74	165	139	62	117	100	44	23	33
Contractual	169	154	99	18	40	224	103	42	79
Appeals from Admin. Trib.als	13	7	5	5	4	15	2	5	8
Injunction, Quo Warranto, Mandamus, Habeas Corpus, Etc.	44	38	19	11	15	63	21	7	35
Other Civil	30	44	54	8	35	20	7	7	6
TOTAL CIVIL	454	684	514	259	367	624	268	137	219
DOMESTIC									
Divorce	366	543	431	243	156	478	226	108	144
Separate Maintenance	3	7	1			9	7	2	
Annulment	4	10	12	12		2		1	1
Reciprocal Support - Incoming	12	26	12	1	10	26	15	11	
Reciprocal Support - Outgoing	16	12	4	3	1	24	8	3	13
Paternity Proceedings		6	6	6					
Adoption	11	45	42		42	14	12	2	
TOTAL DOMESTIC	412	649	508	265	209	553	268	127	158
PROBATE									
Administration of Estates and Probate Proper	142	136	118		86	160	83	39	38
Determination of Death of Joint or Life Tenant	31	109	123		103	17	10	3	4
Mental Health	3	65	59		59	9	6	3	
Guardianship and Conservatorship	10	31	26		30	15	6	3	6
Other Probate	13	10	21		8	2	2		
TOTAL PROBATE	199	351	347		286	203	107	48	48
SMALL CLAIMS									
Possession of Personal Property (Replevin)	16	55	39	8	29	32	18	14	
Possession of Real Property (Entry and Detainer)	14	67	53	13	38	28	16	12	
Small Claims	1,164	1,036	1,026	112	987	1,174	380	243	551
TOTAL SMALL CLAIMS	1,194	1,158	1,118	133	1,054	1,234	414	269	551
JUVENILE									
Juvenile Delinquency	44	25	24	9	15	45	13	20	12
Children in Need of Supervision	42	39	40	22	18	41	15	8	18
Dependency and Neglect	23	32	33	8	25	22	12	7	3
TOTAL JUVENILE	109	96	97	39	58	108	40	35	33
COMBINED CIVIL CATEGORIES	2,368	2,938	2,584	696	1,974	2,722	1,097	616	1,009
FELONY									
Crime Against Person	55	229	164	25	150	120	113	6	1
Crime Against Property	143	147	82	43	92	208	94	67	47
Other Felony	4	29	8		8	25	21		4
TOTAL FELONY	202	405	254	68	250	353	228	73	52
MISDEMEANORS									
DWI	96	137	142	44	66	91	60	11	20
Other Traffic	377	2,652	2,178	105	2,058	851	340	166	345
Appeals from City-Funded Courts	481	742	865	5	504	358	226	7	125
Other Misdemeanors	562	971	1,119	252	609	414	244	46	124
TOTAL MISDEMEANORS	1,516	4,502	4,304	406	3,237	1,714	870	230	614
COMBINED CRIMINAL CATEGORIES	1,718	4,907	4,558	474	3,487	2,067	1,098	303	666
GRAND TOTAL ALL CATEGORIES	4,086	7,845	7,142	1,170	5,461	4,789	2,195	919	1,675

APPLICATION FOR LICENSES:	Filed	Issued	Appealed	Contested	Uncontested
Beer	220	218		2	218
Bingo	16	16			16
Pool Hall	6	6			6

NUMBER OF PERSONS CERTIFIED FOR TRIAL AS ADULTS	Felony	Misdemeanors	Total
	2		2

FELONY PRELIMINARY HEARINGS	Held	Waived
	55	27

FELONY POST-CONVICTION APPEALS	Filed	Terminated	Granted	Denied
	1			

1976 BOND FORFEITURES	Felony	Misdemeanors	Traffic	Total
	3	59	893	955

1976 JURY DATA:	Civil	Criminal	Joint	Total
Number of Jury Terms Held	1	1	3	5
Number of Days Jury Was in Attendance	41			
Number of Grand Juries Called				

MISCELLANEOUS FILINGS:	
Mechanic's and Material Man's Liens	93
Notary Public Bonds	165
Fictitious Partnerships	8
Tax Warrants	23
Power of Attorney, Revocation, Etc. [58 O.S. SUPP. 1974, 1056 (b)]	
TOTAL	289

NUMBER OF DISPOSITION DOCKETS HELD	
	17

JUDICIAL DISTRICT 14
(Pawnee, Tulsa)

Population No. of: District Judges 413,001 Associate Judges 71 Special Judges 2 Lawyers 8 1,745 LITIGATION BREAKDOWN	Total Cases Filed Jan. 1, 1976	Total Cases Filed In 1976	Total Cases Terminated in 1976	Disposed of by Trial or After Contest	Disposed of without Trial or Contest	Total Cases Pending on Dec. 31, 1976	Age Breakdown in Months of Cases Pending on Dec. 31, 1976		
							0 to 12 Months	12 to 24 Months	over 24 Months
CIVIL									
Auto Negligence	647	763	550	3	14	860	3		
Other Tort	479	988	714	2	19	753			
Lien or Mortgage Foreclosure	1,002	979	706	8	12	1,275	9		
Real Property	371	572	449		89	494			
Contractual	3,731	5,361	3,844	4	14	5,248	9		
Appeals from Admn. Tribunals	11	2	2	2		11			
Injunction, Quo Warranto, Mandamus, Habeas Corpus, Etc.	197	331	240	9		288			
Other Civil	279	415	297			397			
TOTAL CIVIL	6,717	9,411	6,802	488	6,314	9,326	9,326		
DOMESTIC									
Divorce	601	5,624	5,174	6	84	1,051			
Separate Maintenance	12	110	24		4	98			
Annulment	5	60	32			33			
Reciprocal Support - Incoming	230	310	156		17	384			
Reciprocal Support - Outgoing	180	207	108		18	279			
Paternity Proceedings	22	28	20			30			
Adoption	178	447	430		10	195			
TOTAL DOMESTIC	1,228	6,786	5,944	558	5,386	2,070	2,070		
PROBATE									
Administration of Estates and Probate Proper	685	919	808	84	736	796		6	
Determination of Death of Joint or Life Tenant	25	439	424	47	377	40			
Mental Health	43	488	476	54	422	55			
Guardianship and Conservatorship	60	233	156	16	140	137	1		
Other Probate	4					4			
TOTAL PROBATE	817	2,079	1,864	201	1,675	1,032	1,026	6	
SMALL CLAIMS									
Possession of Personal Property (Replevin)	337	434	564	58	506	207			
Possession of Real Property (Entry and Detainer)	1,137	2,368	3,070	331	2,739	435			
Small Claims	9,151	13,876	17,985	1,839	16,146	5,042			
TOTAL SMALL CLAIMS	10,625	16,678	21,619	2,228	19,391	5,684	5,684		
JUVENILE									
Juvenile Delinquency	214	999	860	253	607	353	353		
Children in Need of Supervision	33	204	158	21	137	79	79		
Dependency and Neglect	67	326	304	126	178	89	89		
TOTAL JUVENILE	314	1,529	1,322	400	922	521	521		
COMBINED CIVIL CATEGORIES	19,701	36,483	37,551	3,875	33,688	18,633	18,627	6	
FELONY									
Crime Against Person	93	700	680	2	21	113			
Crime Against Property	126	2,003	1,937		41	192			
Other Felony	86	802	774	11		114			
TOTAL FELONY	305	3,505	3,391	199	3,192	419	419		
MISDEMEANORS									
DWI	330	582	304	9	100	608	5		
Other Traffic	3,417	13,457	13,434		2,364	3,440	14		
Appeals from City-Funded Courts		12	12	12					
Other Misdemeanors	89	2,001	1,996	64	287	94			
TOTAL MISDEMEANORS	3,836	16,052	15,746	839	14,907	4,142	4,142		
COMBINED CRIMINAL CATEGORIES	4,141	19,557	19,137	1,038	18,099	4,561	4,561		
GRAND TOTAL ALL CATEGORIES	23,842	56,040	56,688	4,913	51,787	23,194	23,188	6	

APPLICATION FOR LICENSES:	Filed	Issued	Appealed	Contested	Uncontested
Beer	1,182	1,180	7	7	1,177
Bingo	85	85			85
Pool Hall	14	15			15

NUMBER OF PERSONS CERTIFIED FOR TRIAL AS ADULTS	Felony	Misdemeanors	Total
	26		26

FELONY PRELIMINARY HEARINGS	Held	Waived
	1,309	1,032

FELONY POST-CONVICTION APPEALS	Filed	Terminated	Granted	Denied
	57	33	6	27

1978 BOND FORFEITURES	Felony	Misdemeanors	Traffic	Total
	51	44	497	592

1978 JURY DATA:	Civil	Criminal	Joint	Total
Number of Jury Terms Held	1	1	20	22
Number of Days Jury Was in Attendance	210			
Number of Grand Juries Called	2			

NOTE: Method of disposition and age of pending cases breakdowns are not complete for Tulsa County.

MISCELLANEOUS FILINGS:	
Mechanic's and Material Man's Liens	2,566
Notary Public Bonds	2,610
Fictitious Partnerships	131
Tax Warrants	689
Power of Attorney, Revocation, Etc.	17
[58 O.S. SUPP. 1974, 1056 (b)]	
TOTAL	6,033

NUMBER OF DISPOSITION DOCKETS HELD	
	10

JUDICIAL DISTRICT 15
(Adair, Cherokee, Muskogee, Sequoyah, Wagoner)

LITIGATION BREAKDOWN	Total Cases Pending on Jan. 1, 1976	Total Cases Filed in 1976	Total Cases Terminated in 1976	Disposed of by Trial or After Contest	Disposed of without Trial or Contest	Total Cases Pending on Dec. 31, 1976	Age Breakdown in Months of Cases Pending on Dec. 31, 1976		
							0 to 12 Months	12 to 24 Months	over 24 Months
Population	143,390								
No. of: District Judges	3								
Associate Judges	5								
Special Judges	1								
Lawyers	170								
CIVIL									
Auto Negligence	311	280	301	106	195	290	118	56	116
Other Tort	56	238	205	107	98	89	52	17	20
Lien or Mortgage Foreclosure	296	246	257	102	155	285	106	101	78
Real Property	226	379	344	79	265	261	121	69	71
Contractual	320	272	280	106	174	312	111	65	136
Appeals from Admin. Tribunals	49	56	58	20	38	47	19	9	19
Injunction, Quo Warranto, Mandamus, Habeas Corpus, Etc.	34	123	123	42	81	34	16	10	8
Other Civil	589	513	486	144	342	616	204	191	221
TOTAL CIVIL	1,881	2,107	2,054	706	1,348	1,934	747	518	669
DOMESTIC									
Divorce	1,278	1,858	1,914	321	1,593	1,222	366	603	253
Separate Maintenance	5	12	6	2	3	11	8	1	2
Annulment	1	9	9	4	5	1	1		
Reciprocal Support - Incoming	110	91	48	20	28	153	54	61	38
Reciprocal Support - Outgoing	2	11	5		5	8	6	2	
Paternity Proceedings	32	33	33	8	25	32	23	6	3
Adoption	32	96	109	4	105	19	15	2	2
TOTAL DOMESTIC	1,460	2,110	2,124	359	1,764	1,446	473	675	298
PROBATE									
Administration of Estates and Probate Proper	525	475	488	13	475	512	276	202	34
Determination of Death of Joint or Life Tenant	33	123	126	1	125	30	20	6	4
Mental Health	5	104	97	3	94	12	11	1	
Guardianship and Conservatorship	83	49	39		39	93	33	47	13
Other Probate	2	29	25		25	6	6		
TOTAL PROBATE	648	780	775	17	758	653	346	256	51
SMALL CLAIMS									
Possession of Personal Property (Replevin)	253	208	243	92	47	218	124	60	34
Possession of Real Property (Entry and Detainer)	125	194	175	51	60	144	104	32	8
Small Claims	4,195	4,048	5,251	579	1,673	2,992	1,377	791	824
TOTAL SMALL CLAIMS	4,573	4,450	5,669	722	1,780	3,354	1,605	883	866
JUVENILE									
Juvenile Delinquency	71	280	226	69	157	125	94	17	14
Children in Need of Supervision	191	90	71	35	36	210	70	74	66
Dependency and Neglect	53	84	65	35	30	72	43	19	10
TOTAL JUVENILE	315	454	362	139	223	407	207	110	90
COMBINED CIVIL CATEGORIES	8,877	9,901	10,984	1,943	5,873	7,794	3,378	2,442	1,974
FELONY									
Crime Against Person	318	328	338	119	224	308	131	56	121
Crime Against Property	357	387	355	107	254	389	204	127	58
Other Felony	274	324	269	57	214	329	179	112	38
TOTAL FELONY	949	1,039	962	283	692	1,026	514	295	217
MISDEMEANORS									
DWI	416	680	660	207	453	436	227	96	113
Other Traffic	1,931	10,809	9,493	585	8,908	3,247	1,963	621	683
Appeals from City-Funded Courts	2	8	4		14	6	4	2	
Other Misdemeanors	934	2,277	2,009	591	1,408	1,202	537	428	237
TOTAL MISDEMEANORS	3,283	13,774	12,166	1,383	10,783	4,891	2,731	1,147	1,013
COMBINED CRIMINAL CATEGORIES	4,232	14,813	13,128	1,666	11,475	5,917	3,245	1,442	1,230
GRAND TOTAL ALL CATEGORIES	13,109	24,714	24,112	3,609	17,348	13,711	6,623	3,884	3,204

APPLICATION FOR LICENSES:	Filed	Issued	Appealed	Contested	Uncontested
Beer	797	796		1	796
Bingo	14	14			14
Pool Hall	5	5			5

NUMBER OF PERSONS CERTIFIED FOR TRIAL AS ADULTS	Felony	Misdemeanors	Total
	8		8

FELONY PRELIMINARY HEARINGS	Held	Waived
	342	236

FELONY POST-CONVICTION APPEALS	Filed	Terminated	Granted	Denied
	5	5		7

1976 BOND FORFEITURES	Felony	Misdemeanors	Traffic	Total
			73	73

1976 JURY DATA:	Civil	Criminal	Joint	Total
Number of Jury Terms Held	8	10	9	27
Number of Days Jury Was in Attendance	162			
Number of Grand Juries Called	1			

MISCELLANEOUS FILINGS:	
Mechanic's and Material Man's Liens	546
Notary Public Bonds	562
Fictitious Partnerships	8
Tax Warrants	69
Power of Attorney, Revocation, Etc. [58 O.S. SUPP. 1974, 1056 (b)]	11
TOTAL	1,196
NUMBER OF DISPOSITION DOCKETS HELD	30

JUDICIAL DISTRICT 16
(Haskell, LeFlore, Latimer)

Population No. of: District Judges <u>50,315</u> Associate Judges <u>1</u> Special Judges <u>3</u> Lawyers <u>1</u> <u>28</u> LITIGATION BREAKDOWN	Total Cases Pending on Jan. 1, 1976	Total Cases Filed in 1976	Total Cases Terminated in 1976	Disposed of by Trial or After Contest	Disposed of without Trial or Contest	Total Cases Pending on Dec. 31, 1976	Age Breakdown in Months of Cases Pending on Dec. 31, 1976		
							0 to 12 Months	12 to 24 Months	over 24 Months
CIVIL									
Auto Negligence	35	52	55	26	29	32	22	9	1
Other Tort	37	37	56	23	33	18	13	5	
Lien or Mortgage Foreclosure	28	44	48	21	27	24	15	7	2
Real Property	119	245	272	68	204	92	70	16	6
Contractual	23	116	98	31	67	41	31	10	
Appeals from Admin. Tribunals	6	17	15	9	6	8	8		
Injunction, Quo Warranto, Mandamus, Habeas Corpus, Etc.	9	57	51	28	23	15	14	1	
Other Civil	11	22	15	4	11	18	16	2	
TOTAL CIVIL	268	590	610	210	400	248	189	50	9
DOMESTIC									
Divorce	164	615	589	62	525	190	170	20	
Separate Maintenance	8	12	13		13	7	7		
Annulment		4	4		4				
Reciprocal Support -- Incoming	14	28	18	2	16	24	17	7	
Reciprocal Support -- Outgoing	8	10	5		5	13	11	2	
Paternity Proceedings									
Adoption	1	55	52	2	50	4	4		
TOTAL DOMESTIC	195	724	681	66	613	238	209	29	
PROBATE									
Administration of Estates and Probate Proper	147	131	120	10	110	158	96	41	21
Determination of Death of Joint or Life Tenant	6	49	48		50	7	6	1	
Mental Health	13	98	80	1	79	31	24	4	3
Guardianship and Conservatorship	62	68	50	1	49	80	41	31	8
Other Probate	1	2	3		3				
TOTAL PROBATE	229	348	301	12	291	276	167	77	32
SMALL CLAIMS									
Possession of Personal Property (Replevin)	12	14	19	15	16	7	3		4
Possession of Real Property (Entry and Detainer)	16	76	68	18	50	24	24		
Small Claims	187	1,460	1,243	202	1,041	404	358	19	27
TOTAL SMALL CLAIMS	215	1,550	1,330	235	1,107	435	385	19	31
JUVENILE									
Juvenile Delinquency	11	66	52	7	45	25	22	3	
Children in Need of Supervision	14	35	46	11	35	3	3		
Dependency and Neglect	13	21	26	9	17	8	8		
TOTAL JUVENILE	38	122	124	27	97	36	33	3	
COMBINED CIVIL CATEGORIES	945	3,334	3,046	550	2,508	1,233	983	178	72
FELONY									
Crime Against Person	66	164	187	58	129	43	35	8	
Crime Against Property	42	142	135	29	106	49	40	9	
Other Felony	16	59	48	14	34	27	24	3	
TOTAL FELONY	124	365	370	101	269	119	99	20	
MISDEMEANORS									
DWI	126	167	210	15	195	83	71	12	
Other Traffic	391	3,360	3,548	20	3,528	203	176	27	
Appeals from City-Funded Courts		6	4	2	2	2	2		
Other Misdemeanors	158	1,138	1,046	44	1,002	250	221	29	
TOTAL MISDEMEANORS	675	4,671	4,808	81	4,727	538	470	68	
COMBINED CRIMINAL CATEGORIES	799	6,036	5,178	182	4,996	657	569	88	
GRAND TOTAL ALL CATEGORIES	1,744	8,370	8,224	732	7,504	1,890	1,552	266	72

APPLICATION FOR LICENSES:	Filed	Issued	Appealed	Contested	Uncontested
Beer	201	195	2	6	194
Bingo	4	4			4
Pool Hall					

NUMBER OF PERSONS CERTIFIED FOR TRIAL AS ADULTS	Felony	Misdemeanors	Total
	6	2	8

FELONY PRELIMINARY HEARINGS	Held	Waived		
	125	151		
FELONY POST-CONVICTION APPEALS	Filed	Terminated	Granted	Denied
	4	3	1	2
1976 BOND FORFEITURES	Felony	Misdemeanors	Traffic	Total
	7	173	170	350

1976 JURY DATA:	Civil	Criminal	Joint	Total
Number of Jury Terms Held	2		15	17
Number of Days Jury Was in Attendance	127			
Number of Grand Juries Called	1			

MISCELLANEOUS FILINGS:	
Mechanic's and Material Man's Liens	60
Notary Public Bonds	168
Fictitious Partnerships	4
Tax Warrants	24
Power of Attorney, Revocation, Etc. [58 O.S. SUPP. 1974, 1056 (b)]	1
TOTAL	257
NUMBER OF DISPOSITION DOCKETS HELD	19

JUDICIAL DISTRICT 17
(Choctaw, McCurtain, Pushmataha)

Population No. of: District Judges <u>53,168</u> Associate Judges <u>1</u> Special Judges <u>3</u> Lawyers <u>7</u> LITIGATION BREAKDOWN	Total Cases Pending on Jan. 1, 1976	Total Cases Filed in 1976	Total Cases Terminated in 1976	Disposed of by Trial or After Contest	Disposed of without Trial or Contest	Total Cases Pending on Dec. 31, 1976	Age Breakdown in Months of Cases Pending on Dec. 31, 1976		
							0 to 12 Months	12 to 24 Months	over 24 Months
CIVIL	20	51	48	14	34	23	23		
Auto Negligence	29	60	61	9	52	28	24	2	2
Other Tort	18	104	92	20	72	30	29	1	
Lien or Mortgage Foreclosure	64	282	285	4	281	61	59		2
Real Property	64	126	139	20	119	51	48	3	
Contractual		12	11	1	10	1	1		
Appeals from Admin. Tribunals									
Injunction, Quo Warranto, Mandamus, Habeas Corpus, Etc.	10	23	22	5	17	11	9	2	
Other Civil	37	64	79	8	71	22	15	2	5
TOTAL CIVIL	242	722	737	81	656	227	208	10	9
DOMESTIC	126	642	651	147	504	117	117		
Divorce		2	1	1		1	1		
Separate Maintenance		15	13		13	2	2		
Annulment	19	35	36	17	18	18	17	1	
Reciprocal Support - Incoming	1	5	4	1	3	2	1	1	
Reciprocal Support - Outgoing	1	1	2	2					
Paternity Proceedings	5	52	47	1	46	10	5	5	
Adoption	152	752	754	169	584	150	143	7	
TOTAL DOMESTIC									
PROBATE	158	187	114	6	108	231	125	43	63
Administration of Estates and Probate Proper	34	41	41		41	34	4		30
Determination of Death of Joint or Life Tenant	38	84	47	1	46	75	39	11	25
Mental Health	36	23	24		24	35	6	15	14
Guardianship and Conservatorship	6	22	13		13	15	10	5	
Other Probate	272	357	239	7	232	390	184	74	132
TOTAL PROBATE									
SMALL CLAIMS	3	34	27	23	4	10	9		1
Possession of Personal Property (Replevin)	8	94	96	21	75	6	6		
Possession of Real Property (Entry and Detainer)	106	655	635	309	326	126	90	29	7
Small Claims	117	783	758	353	405	142	105	29	8
TOTAL SMALL CLAIMS									
JUVENILE	29	83	66	36	32	46	30	16	
Juvenile Delinquency	17	47	45	14	37	19	17	2	
Children in Need of Supervision	33	37	53	6	14	17	17		
Dependency and Neglect	79	167	164	56	83	82	64	18	
TOTAL JUVENILE									
COMBINED CIVIL CATEGORIES	862	2,781	2,652	666	1,960	991	704	138	149
FELONY	27	79	74	18	60	32	20	8	4
Crime Against Person	140	209	232	36	232	117	72	38	7
Crime Against Property	15	85	47	18	28	53	34	17	2
Other Felony	182	373	353	72	320	202	126	63	13
TOTAL FELONY									
MISDEMEANORS	58	140	163	12	153	35	25	7	3
DWI	508	3,860	3,955	141	3,814	413	200	155	58
Other Traffic	200	1,217	1,270	126	1,293	147	117	17	13
Appeals from City-Funded Courts									
Other Misdemeanors	766	5,217	5,388	279	5,260	595	342	179	74
TOTAL MISDEMEANORS									
COMBINED CRIMINAL CATEGORIES	948	5,590	5,741	351	5,580	797	468	242	87
GRAND TOTAL ALL CATEGORIES	1,810	8,371	8,393	1,017	7,540	1,788	1,172	380	236

APPLICATION FOR LICENSES:	Filed	Issued	Appealed	Contested	Uncontested
Bear	327	333			333
Bingo	4	3			3
Pool Hall	1	1			1

NUMBER OF PERSONS CERTIFIED FOR TRIAL AS ADULTS	Felony	Misdemeanors	Total
	5		5

FELONY PRELIMINARY HEARINGS	Held	Waived
	88	79

FELONY POST-CONVICTION APPEALS	Filed	Terminated	Granted	Denied
	4	3		3

1976 BOND FORFEITURES	Felony	Misdemeanors	Traffic	Total
	3	272	1,346	1,621

1976 JURY DATA:	Civil	Criminal	Joint	Total
Number of Jury Terms Held		1	10	11
Number of Days Jury Was in Attendance	76			
Number of Grand Juries Called	1			

MISCELLANEOUS FILINGS:	
Mechanics and Material Man's Liens	56
Notary Public Bonds	144
Fictitious Partnerships	2
Tax Warrants	40
Power of Attorney, Revocation, Etc. [58 O.S. SUPP. 1974, 1056 (b)]	4
TOTAL	246

NUMBER OF DISPOSITION DOCKETS HELD	
	16

JUDICIAL DISTRICT 18
(McIntosh, Pittsburg)

Population No. of: District Judges 1 Associate Judges 2 Special Judges 1 Lawyers 63 LITIGATION BREAKDOWN	Total Cases Pending on Jan. 1, 1976	Total Cases Filed in 1976	Total Cases Terminated in 1976	Disposed of by Trial or After Contest	Disposed of without Trial or Contest	Total Cases Pending on Dec. 31, 1976	Age Breakdown in Months of Cases Pending on Dec. 31, 1976		
							0 to 12 Months	12 to 24 Months	over 24 Months
CIVIL									
Auto Negligence	49	61	66	23	43	44	34	8	2
Other Tort	55	64	75	41	34	44	35	9	
Lien or Mortgage Foreclosure	35	78	74	40	34	39	37	2	
Real Property	59	110	124	79	45	45	39	5	1
Contractual	106	170	173	70	103	103	83	18	2
Appeals from Admin. Tribunals	6	27	30	25	5	3	2	1	
Injunction, Quo Warranto, Mandamus, Habeas Corpus, Etc.	10	54	54	49	5	10	7	3	
Other Civil	33	131	128	74	54	36	31	3	2
TOTAL CIVIL	353	695	724	401	323	324	268	49	7
DOMESTIC									
Divorce	152	575	617	106	511	110	106	4	
Separate Maintenance	4	5	9	1	8				
Annulment	1	13	12		12	2	2		
Reciprocal Support - Incoming	23	31	31	3	28	23	18	5	
Reciprocal Support - Outgoing	12	14	10	1	9	16	12	3	1
Paternity Proceedings									
Adoption	9	45	42		42	12	6	4	2
TOTAL DOMESTIC	201	683	721	111	610	163	144	16	3
PROBATE									
Administration of Estates and Probate Proper	178	197	152	5	147	223	113	36	74
Determination of Death of Joint or Life Tenant	4	72	65		65	11	8	1	2
Mental Health	171	45	18		18	198	37	45	116
Guardianship and Conservatorship	1	31	26		26	6	5		1
Other Probate		11	10		10	1	1		
TOTAL PROBATE	354	356	271	5	266	439	164	82	193
SMALL CLAIMS									
Possession of Personal Property (Replevin)	4	36	25	14	11	15	13	1	1
Possession of Real Property (Entry and Detainer)	5	42	26	18	8	21	19	2	
Small Claims	187	969	729	404	325	427	306	115	6
TOTAL SMALL CLAIMS	196	1,047	780	436	344	463	338	118	7
JUVENILE									
Juvenile Delinquency	74	33	110	47	59	57	41	4	12
Children in Need of Supervision	25	58	57	13	43	26	17	5	4
Dependency and Neglect	18	37	25	8	18	30	22	5	3
TOTAL JUVENILE	117	188	192	68	120	113	80	14	19
COMBINED CIVIL CATEGORIES	1,221	2,969	2,688	1,021	1,663	1,502	994	279	229
FELONY									
Crime Against Person	95	144	132	14	151	107	78	23	6
Crime Against Property	114	152	139	25	158	127	87	33	7
Other Felony	179	106	163	14	153	122	53	46	23
TOTAL FELONY	388	402	434	53	462	356	218	102	36
MISDEMEANORS									
DWI	180	403	416	184	232	167	148	11	8
Other Traffic	703	4,070	3,848	404	3,444	925	391	233	301
Appeals from City-Funded Courts	4	4	5	3	2	3	3		
Other Misdemeanors	405	1,841	1,684	31	1,654	562	411	87	64
TOTAL MISDEMEANORS	1,292	6,318	5,953	622	5,332	1,657	953	331	373
COMBINED CRIMINAL CATEGORIES	1,680	6,720	6,387	675	5,794	2,013	1,171	433	409
GRAND TOTAL ALL CATEGORIES	2,901	9,689	9,075	1,696	7,457	3,515	2,165	712	638

APPLICATION FOR LICENSES:	Filed	Issued	Appealed	Contested	Uncontested
Beer	246	235		4	240
Bingo	15	15			16
Pool Hall	4	5			5

NUMBER OF PERSONS CERTIFIED FOR TRIAL AS ADULTS	Felony	Misdemeanors	Total	
	16	1	17	
FELONY PRELIMINARY HEARINGS	Held 147	Waived 70		
FELONY POST-CONVICTION APPEALS	Filed 10	Terminated 9	Granted 1	Denied 8
1976 BOND FORFEITURES	Felony 3	Misdemeanors 111	Traffic 169	Total 283
1976 JURY DATA:	Civil	Criminal	Joint	Total
Number of Jury Terms Held	2	5	8	15
Number of Days Jury Was in Attendance	84			
Number of Grand Juries Called				

MISCELLANEOUS FILINGS:	
Mechanic's and Material Man's Liens	135
Notary Public Bonds	198
Fictitious Partnerships	
Tax Warrants	30
Power of Attorney, Revocation, Etc. [58 O.S. SUPP. 1974, 1056 (b)]	7
TOTAL	370
NUMBER OF DISPOSITION DOCKETS HELD	9

JUDICIAL DISTRICT 19
(Bryan)

Population No. of: District Judges <u>25,552</u> Associate Judges <u>1.00</u> Special Judges <u>1.00</u> Lawyers <u>24</u> LITIGATION BREAKDOWN	Total Cases Pending on Jan. 1, 1976	Total Cases Filed in 1976	Total Cases Terminated in 1976	Disposed of by Trial or After Contest	Disposed of without Trial or Contest	Total Cases Pending on Dec. 31, 1976	Age Breakdown in Months of Cases Pending on Dec. 31, 1976		
							0 to 12 Months	12 to 24 Months	over 24 Months
CIVIL									
Auto Negligence	29	23	15	12	3	37	8	10	19
Other Tort	26	6	9	2	7	23	20	1	2
Lien or Mortgage Foreclosure	48	24	14	9	5	58	32	9	17
Real Property	8	71	68	67	1	11	3	6	2
Contractual	53	88	57	48	9	84	37	26	21
Appeals from Admin. Tribunals		8	8	7	1				
Injunction, Quo Warranto, Mandamus, Habeas Corpus, Etc.		20	13	10	3	7	7		
Other Civil	21	57	42	10	32	36	15	11	10
TOTAL CIVIL	185	297	226	165	61	256	122	63	71
DOMESTIC									
Divorce	85	337	311	52	259	111	86	23	2
Separate Maintenance	5	5	8	1	7	2	2		
Annulment		7	5		5	2	2		
Reciprocal Support - Incoming	13	13	18	4	14	8	6	2	
Reciprocal Support - Outgoing	9	6	5	1	4	10	5	5	
Paternity Proceedings		1				1	1		
Adoption	6	21	18		18	9	3		6
TOTAL DOMESTIC	118	390	365	58	307	143	105	30	8
PROBATE									
Administration of Estates and Probate Proper	125	97	83	5	78	139	68	17	54
Determination of Death of Joint or Life Tenant	3	31	30		30	4	2	2	
Mental Health	6	19	14		14	11	6	5	
Guardianship and Conservatorship	7	15	17	1	16	5	1		4
Other Probate		1	1		1				
TOTAL PROBATE	141	163	145	6	139	159	77	24	58
SMALL CLAIMS									
Possession of Personal Property (Replevin)		16	12	6	6	4	4		
Possession of Real Property (Entry and Detainer)	1	70	68	35	33	3	3		
Small Claims	19	253	252	130	122	20	20		
TOTAL SMALL CLAIMS	20	339	332	171	161	27	27		
JUVENILE									
Juvenile Delinquency	20	12	15	11	3	17	5		12
Children in Need of Supervision	34	29	14	14	1	49	17	12	20
Dependency and Neglect	12	8	10	8		10	1	1	8
TOTAL JUVENILE	66	49	39	33	4	76	23	13	40
COMBINED CIVIL CATEGORIES	530	1,238	1,107	433	672	661	354	130	177
FELONY									
Crime Against Person	45	67	87	1	86	25	24		1
Crime Against Property	44	52	80	5	75	16	15		1
Other Felony	40	11	49	2	47	2	2		
TOTAL FELONY	129	130	216	8	208	43	41		2
MISDEMEANORS									
DWI	33	114	107	4	103	40	38	2	
Other Traffic	219	1,726	1,754	1	1,753	191	162	27	2
Appeals from City-Funded Courts	2		2		2				
Other Misdemeanors	142	495	540	9	531	97	82	15	
TOTAL MISDEMEANORS	396	2,335	2,403	14	2,389	328	282	44	2
COMBINED CRIMINAL CATEGORIES	525	2,465	2,619	22	2,597	371	323	44	4
GRAND TOTAL ALL CATEGORIES	1,055	3,703	3,726	455	3,269	1,032	677	174	181

APPLICATION FOR LICENSES:	Filed	Issued	Appealed	Contested	Uncontested
Beer	136	138		1	138
Bingo	6	6			6
Pool Hall	2	2			2

NUMBER OF PERSONS CERTIFIED FOR TRIAL AS ADULTS	Felony	Misdemeanors	Total
	1		1

FELONY PRELIMINARY HEARINGS	Held	Waived
	48	11

FELONY POST-CONVICTION APPEALS	Filed	Terminated	Granted	Denied
	14	12		12

1976 BOND FORFEITURES	Felony	Misdemeanors	Traffic	Total
		40	258	298

1976 JURY DATA:	Civil	Criminal	Joint	Total
Number of Jury Terms Held		2		2
Number of Days Jury Was in Attendance	36			
Number of Grand Juries Called	2			

MISCELLANEOUS FILINGS:

Mechanics and Material Man's Liens	22
Notary Public Bonds	76
Fictitious Partnerships	2
Tax Warrants	13
Power of Attorney, Revocation, Etc. [58 O.S. SUPP. 1974, 1056 (b)]	
TOTAL	113

NUMBER OF DISPOSITION
DOCKETS HELD 4

JUDICIAL DISTRICT 20
(Carter, Johnston, Love, Marshall, Murray)

Population No. of: District Judges <u>69,207</u> Associate Judges <u>2</u> Special Judges <u>5</u> Lawyers <u>1</u> <u>78</u>	Total Cases Pending on Jan. 1, 1976	Total Cases Filed in 1976	Total Cases Terminated in 1976	Disposed of by Trial or After Contest	Disposed of without Trial or Contest	Total Cases Pending on Dec. 31, 1976	Age Breakdown in Months of Cases Pending on Dec. 31, 1976		
							0 to 12 Months	12 to 24 Months	over 24 Months
LITIGATION BREAKDOWN									
CIVIL	113	89	74	15	100	128	40	26	62
Auto Negligence	119	33	26	11	67	126	33	51	42
Other Tort	190	59	53	15	52	196	30	79	87
Lien or Mortgage Foreclosure	112	147	136	13	209	123	47	45	31
Real Property	107	202	164	70	312	145	98	20	27
Contractual	12	15	7	2	5	20	7	5	8
Appeals from Admin. Tribunals	53	34	32	8	23	55	23	24	8
Injunction, Quo Warranto, Mandamus, Habeas Corpus, Etc.	194	233	153	28	214	274	110	90	74
Other Civil	900	812	645	162	982	1,067	388	340	339
TOTAL CIVIL									
DOMESTIC	591	818	929	217	502	480	200	130	150
Divorce	14	6	9	5	1	11	4	4	3
Separate Maintenance	8	11	14	5	7	5		3	2
Annulment	26	40	27	10	11	39	22	11	6
Reciprocal Support - Incoming	11	17	9	2	3	19	5	7	7
Reciprocal Support - Outgoing									
Paternity Proceedings									
Adoption	11	82	75	13	58	18	12	2	4
TOTAL DOMESTIC	661	974	1,063	252	582	572	243	157	172
PROBATE									
Administration of Estates and Probate Proper	495	298	485	2	278	308	177	80	51
Determination of Death of Joint or Life Tenant	40	85	100		86	25	15	5	5
Mental Health	68	95	90	2	87	73	38	18	17
Guardianship and Conservatorship	169	50	89		18	130	47	41	42
Other Probate	16	33	31		31	18	12	5	1
TOTAL PROBATE	788	561	795	4	500	554	289	149	116
SMALL CLAIMS									
Possession of Personal Property (Replevin)	30	61	55	24	30	36	7	5	24
Possession of Real Property (Entry and Detainer)	31	66	63	20	40	34	6	2	26
Small Claims	1,064	1,750	1,811	258	1,553	1,003	269	217	517
TOTAL SMALL CLAIMS	1,125	1,877	1,929	302	1,623	1,073	282	224	567
JUVENILE									
Juvenile Delinquency	49	119	61	80	33	107	79	26	2
Children in Need of Supervision	40	54	30	34	39	64	35	29	
Dependency and Neglect	10	58	24	30	17	44	39	5	
TOTAL JUVENILE	99	231	115	144	89	215	153	60	2
COMBINED CIVIL CATEGORIES	3,573	4,455	4,547	864	3,776	3,481	1,355	930	1,196
FELONY									
Crime Against Person	152	184	180	12	139	156	75	47	34
Crime Against Property	201	195	185	16	143	211	79	46	86
Other Felony	282	163	156	25	121	289	63	46	180
TOTAL FELONY	635	542	521	53	403	656	217	139	300
MISDEMEANORS									
DWI	187	336	230	37	199	293	90	88	115
Other Traffic	1,623	9,530	9,183	2,395	6,771	1,970	931	644	395
Appeals from City-Funded Courts	32	5	1		1	36	5	13	18
Other Misdemeanors	864	1,322	1,215	150	1,085	971	280	218	473
TOTAL MISDEMEANORS	2,706	11,193	10,629	2,582	8,056	3,270	1,306	963	1,301
COMBINED CRIMINAL CATEGORIES	3,341	11,735	11,150	2,635	8,459	3,926	1,523	1,102	1,301
GRAND TOTAL ALL CATEGORIES	6,914	16,190	15,697	3,499	2,235	7,407	2,878	2,032	2,497

APPLICATION FOR LICENSES:	Filed	Issued	Appealed	Contested	Uncontested
Beer	368	357		6	353
Bingo	9	9			9
Pool Hall					

NUMBER OF PERSONS CERTIFIED FOR TRIAL AS ADULTS	Felony	Misdemeanors	Total
	10	1	11

FELONY PRELIMINARY HEARINGS	Held	Waived
	201	60

FELONY POST-CONVICTION APPEALS	Filed	Terminated	Granted	Denied
	26	16	2	14

1976 BOND FORFEITURES	Felony	Misdemeanors	Traffic	Total
	1	325	1,095	1,421

1976 JURY DATA:	Civil	Criminal	Joint	Total
Number of Jury Terms Held	1	1	14	16
Number of Days Jury Was In Attendance	113			
Number of Grand Juries Called	1			

MISCELLANEOUS FILINGS:

Mechanic's and Material Man's Liens	150
Notary Public Bonds	362
Fictitious Partnerships	3
Tax Warrants	33
Power of Attorney, Revocation, Etc. [58 O.S. SUPP. 1974, 1056 (b)]	2
TOTAL	550

NUMBER OF DISPOSITION DOCKETS HELD	Total
	24

JUDICIAL DISTRICT 21
(Cleveland, Garvin, McClain)

Population No. of: District Judges _____ 3 Associate Judges _____ 3 Special Judges _____ 3 Lawyers _____ 299 LITIGATION BREAKDOWN	Total Cases Pending on Jan. 1, 1976	Total Cases Filed in 1976	Total Cases Terminated in 1976	Disposed of by Trial or After Contest	Disposed of without Trial or Contest	Total Cases Pending on Dec. 31, 1976	Age Breakdown in Months of Cases Pending on Dec. 31, 1976		
							0 to 12 Months	12 to 24 Months	over 24 Months
CIVIL									
Auto Negligence	80	106	92	14	78	94	46	14	34
Other Tort	97	129	140	53	87	86	57	11	18
Lien or Mortgage Foreclosure	95	161	204	62	142	52	49	6	3
Real Property	83	156	135	61	74	104	74	7	23
Contractual	201	559	467	178	289	293	202	39	52
Appeals from Admin. Tribunals	7	16	19	12	7	4	1		3
Injunction, Quo Warranto, Mandamus, Habeas Corpus, Etc.	56	45	54	36	18	47	12	10	25
Other Civil	198	382	403	97	306	177	85	24	68
TOTAL CIVIL	817	1,554	1,514	513	1,001	857	520	111	226
DOMESTIC									
Divorce	553	1,531	1,490	344	1,146	594	303	63	228
Separate Maintenance	8	23	21	7	14	10	8	2	
Annulment	3	15	15	6	9	3	2		1
Reciprocal Support - Incoming	28	37	30	8	22	35	13	8	14
Reciprocal Support - Outgoing	19	19	14		14	24	12	4	8
Paternity Proceedings	4	2	2	1	1	4	1		3
Adoption	45	132	131	22	109	36	15	3	18
TOTAL DOMESTIC	660	1,749	1,703	388	1,315	706	354	80	272
PROBATE									
Administration of Estates and Probate Proper	377	388	393	6	387	372	207	59	106
Determination of Death of Joint or Life Tenant	9	97	94		94	12	8	2	2
Mental Health	62	105	113	2	111	54	4	4	46
Guardianship and Conservatorship	18	90	92	1	91	16	5	4	7
Other Probate	1	18	19		19				
TOTAL PROBATE	467	698	711	9	702	454	224	69	161
SMALL CLAIMS									
Possession of Personal Property (Replevin)	2	12	10	1	9	4	4		
Possession of Real Property (Entry and Detainer)	64	416	326	246	80	154	124	29	1
Small Claims	1,247	1,924	1,629	208	1,421	1,542	572	302	668
TOTAL SMALL CLAIMS	1,313	2,352	1,965	455	1,510	1,700	700	331	669
JUVENILE									
Juvenile Delinquency	54	126	92	41	51	88	61	11	16
Children in Need of Supervision	41	53	61	23	38	33	11	7	15
Dependency and Neglect	44	49	60	35	25	33	14	10	9
TOTAL JUVENILE	139	228	213	99	114	154	86	28	40
COMBINED CIVIL CATEGORIES	3,396	6,581	6,106	1,464	4,642	3,871	1,884	619	1,368
FELONY									
Crime Against Person	109	125	131	60	71	103	53	18	32
Crime Against Property	246	460	358	150	209	348	248	60	40
Other Felony	378	321	309	120	189	390	154	76	160
TOTAL FELONY	733	906	798	330	468	841	455	154	232
MISDEMEANORS									
DWI	304	610	542	346	196	372	257	32	83
Other Traffic	1,711	8,177	7,933	766	7,167	1,955	896	296	763
Appeals from City-Funded Courts	28	37	31	13	18	34	20	7	7
Other Misdemeanors	1,118	1,889	1,760	296	1,464	1,247	409	158	680
TOTAL MISDEMEANORS	3,161	10,713	10,266	1,421	8,845	3,608	1,582	493	1,533
COMBINED CRIMINAL CATEGORIES	3,894	11,619	11,064	1,751	9,313	4,449	2,037	647	1,765
GRAND TOTAL ALL CATEGORIES	7,290	18,200	17,170	3,215	13,955	8,320	3,921	1,266	3,133

APPLICATION FOR LICENSES:	Filed	Issued	Appealed	Contested	Uncontested
Beer	381	374		2	378
Bingo	15	14			15
Pool Hall	1	1			1

NUMBER OF PERSONS CERTIFIED FOR TRIAL AS ADULTS	Felony	Misdemeanors	Total
	7		7

FELONY PRELIMINARY HEARINGS	Held	Waived
	389	191

FELONY POST-CONVICTION APPEALS	Filed	Terminated	Granted	Denied
	12	7		7

1976 BOND FORFEITURES	Felony	Misdemeanors	Traffic	Total
	8	73	237	318

1976 JURY DATA:	Civil	Criminal	Joint	Total
Number of Jury Terms Held			10	10
Number of Days Jury Was in Attendance	54			
Number of Grand Juries Called				

MISCELLANEOUS FILINGS:	
Mechanic's and Material Man's Liens	580
Notary Public Bonds	755
Fictitious Partnerships	26
Tax Warrants	150
Power of Attorney, Revocation, Etc.	36
(58 O.S. SUPP. 1974, 1056 (b))	1,547
TOTAL	11
NUMBER OF DISPOSITION DOCKETS HELD	11

JUDICIAL DISTRICT 22
(Hughes, Pontotoc, Seminole)

LITIGATION BREAKDOWN	Total Cases Pending on Jan. 1, 1976	Total Cases Filed in 1976	Total Cases Terminated in 1976	Disposed of by Trial or After Contest	Disposed of without Trial or Contest	Total Cases Pending on Dec. 31, 1976	Age Breakdown in Months of Cases Pending on Dec. 31, 1976		
							0 to 12 Months	12 to 24 Months	over 24 Months
Population _____ 66,239									
No. of District Judges _____ 3									
Associate Judges _____ 3									
Special Judges _____ 2									
Lawyers _____ 170									
CIVIL									
Auto Negligence	66	73	82	58	34	57	35	15	7
Other Tort	40	70	90	71	28	20	17	2	1
Lien or Mortgage Foreclosure	40	58	62	54	13	36	26	7	3
Real Property	61	217	224	121	48	54	37	12	5
Contractual	165	386	435	256	189	116	73	32	11
Appeals from Adm'n. Tribunals	3	19	15	10	5	7	7		
Injunction, Quo Warranto, Mandamus, Habeas Corpus, Etc.	19	30	21	19	2	28	17	7	4
Other Civil	58	188	196	141	55	50	23	16	11
TOTAL CIVIL	452	1,041	1,125	730	374	368	235	91	42
DOMESTIC									
Divorce	229	698	729	251	403	198	155	32	11
Separate Maintenance	4	9	11	6	5	2	2		
Annulment	1	3	4	4					
Reciprocal Support - Incoming	11	19	19	5	6	11	11		
Reciprocal Support - Outgoing	4	11	8		4	7	6	1	
Paternity Proceedings		2	1	1	1	1	1		
Adoption	8	61	56	2	54	13	7	6	
TOTAL DOMESTIC	257	805	828	269	473	232	182	39	11
PROBATE									
Administration of Estates and Probate Proper	115	270	234	68	165	151	113	24	14
Determination of Death of Joint or Life Tenant	17	95	99	34	65	13	10	3	
Mental Health		77	38	10	28	39	39		
Guardianship and Conservatorship	378	44	75	22	53	347	23	197	127
Other Probate	16	72	88		88				
TOTAL PROBATE	526	558	534	134	399	550	185	224	141
SMALL CLAIMS									
Possession of Personal Property (Replevin)		110	96	20	90	14	14		
Possession of Real Property (Entry and Detainer)		63	63	7	56				
Small Claims	164	1,517	1,431	221	1,309	250	192	58	
TOTAL SMALL CLAIMS	164	1,690	1,590	248	1,455	264	206	58	
JUVENILE									
Juvenile Delinquency	18	74	60	51	9	32	22	10	
Children in Need of Supervision	12	25	24	20	4	13	10	3	
Dependency and Neglect	2	43	27	21	6	18	17	1	
TOTAL JUVENILE	32	142	111	92	19	63	49	14	
COMBINED CIVIL CATEGORIES	1,431	4,234	4,188	1,473	2,720	1,477	857	426	194
FELONY									
Crime Against Person	126	250	189	63	170	187	79	62	46
Crime Against Property	110	118	164	81	44	64	34	23	7
Other Felony	38	15	48	21	27	5	3	2	
TOTAL FELONY	274	383	401	165	241	256	116	87	53
MISDEMEANORS									
DWI	102	413	489	144	281	26	17	8	1
Other Traffic	252	2,705	2,734	149	2,009	223	141	55	27
Appeals from City-Funded Courts	63	45	63	40		45	14	16	15
Other Misdemeanors	135	675	698	59	622	112	79	25	8
TOTAL MISDEMEANORS	552	3,838	3,984	392	2,912	406	251	104	51
COMBINED CRIMINAL CATEGORIES	826	4,221	4,385	557	3,153	662	367	191	104
GRAND TOTAL ALL CATEGORIES	2,257	8,455	8,573	2,030	5,873	2,139	1,224	617	298

APPLICATION FOR LICENSES:	Filed	Issued	Appealed	Contested	Uncontested
Beer	209	200		3	206
Bingo	10	7			10
Pool Hall					

NUMBER OF PERSONS CERTIFIED FOR TRIAL AS ADULTS	Felony	Misdemeanors	Total	
	7		7	
FELONY PRELIMINARY HEARINGS	Held	Waived		
	225	89		
FELONY POST-CONVICTION APPEALS	Filed	Terminated	Granted	Denied
	5	5		5
1976 BOND FORFEITURES	Felony	Misdemeanors	Traffic	Total
	2	123	1,660	1,785
1976 JURY DATA:	Civil	Criminal	Joint	Total
Number of Jury Terms Held	15	15	1	31
Number of Days Jury Was In Attendance	88			
Number of Grand Juries Called	1			

MISCELLANEOUS FILINGS:	
Mechanic's and Material Man's Liens	210
Notary Public Bonds	274
Fictitious Partnerships	9
Tax Warrants	37
Power of Attorney, Revocation, Etc. [58 O.S. SUPP. 1974, 1056 (b)]	6
TOTAL	536
NUMBER OF DISPOSITION DOCKETS HELD	24

JUDICIAL DISTRICT 23
(Lincoln, Pottawatomie)

Population No. of: District Judges <u>62,616</u> Associate Judges <u>2</u> Special Judges <u>2</u> Lawyers <u>82</u> LITIGATION BREAKDOWN	Total Cases Pending on Jan. 1, 1976	Total Cases Filed in 1976	Total Cases Terminated in 1976	Disposed of by Trial or After Contest	Disposed of without Trial or Contest	Total Cases Pending on Dec. 31, 1976	Age Breakdown in Months of Cases Pending on Dec. 31, 1976		
							0 to 12 Months	12 to 24 Months	over 24 Months
CIVIL									
Auto Negligence	69	79	103	13	89	45	36	6	3
Other Tort	24	53	38	7	31	39	34	2	3
Lien or Mortgage Foreclosure	25	55	51	6	46	29	26	1	2
Real Property	63	147	141	15	128	69	54	10	5
Contractual	240	357	375	43	330	222	193	22	7
Appeals from Adm'n. Tribunals	8	32	31	6	25	9	8		1
Injunction, Quo Warranto, Mandamus, Habeas Corpus, Etc.	24	22	31	15	17	15	11	3	1
Other Civil	38	107	115	19	97	30	21	6	3
TOTAL CIVIL	491	852	885	124	763	458	383	50	25
DOMESTIC									
Divorce	77	680	670	88	582	87	87		
Separate Maintenance	1	6	7		7				
Annulment		2	2		2				
Reciprocal Support - Incoming	1	28	24	3	21	5	5		
Reciprocal Support - Outgoing		18	18		18				
Paternity Proceedings	6		3		3	3			3
Adoption	3	53	55	2	52	1	1		
TOTAL DOMESTIC	88	787	779	93	685	96	93		3
PROBATE									
Administration of Estates and Probate Proper	252	269	251	1	250	270	176	34	60
Determination of Death of Joint or Life Tenant	5	99	101		101	3	1		2
Mental Health	11	73	83	2	81	1	1		
Guardianship and Conservatorship	32	67	77	4	73	22	5	9	8
Other Probate		2	2		2				
TOTAL PROBATE	300	510	514	7	507	296	183	43	70
SMALL CLAIMS									
Possession of Personal Property (Replevin)	39	61	48	15	33	52	13	24	15
Possession of Real Property (Entry and Detainer)	11	51	46	18	28	16	7	4	5
Small Claims	530	1,038	961	170	791	607	211	123	273
TOTAL SMALL CLAIMS	580	1,150	1,055	203	852	675	231	151	293
JUVENILE									
Juvenile Delinquency	21	60	73	53	7	8	6	2	
Children in Need of Supervision	2	87	74	67	11	15	13	1	1
Dependency and Neglect	6	69	64	63	7	11	11		
TOTAL JUVENILE	29	216	211	183	25	34	30	3	1
COMBINED CIVIL CATEGORIES	1,488	3,515	3,444	610	2,832	1,559	920	247	392
FELONY									
Crime Against Person	73	193	110	7	102	156	107	6	43
Crime Against Property	242	293	242	23	228	293	121	150	22
Other Felony	193	139	119	12	108	213	41	6	166
TOTAL FELONY	508	625	471	42	438	662	269	162	231
MISDEMEANORS									
DWI	86	192	206	17	189	72	44	4	24
Other Traffic	418	7,270	6,823	85	6,738	865	310	120	135
Appeals from City-Funded Courts	1	2	3		3				
Other Misdemeanors	777	996	956	108	848	817	261	159	397
TOTAL MISDEMEANORS	1,282	8,460	7,988	210	7,778	1,754	915	283	556
COMBINED CRIMINAL CATEGORIES	1,790	9,085	8,459	252	8,216	2,416	1,184	445	787
GRAND TOTAL ALL CATEGORIES	3,278	12,600	11,903	862	8,048	3,975	2,104	692	1,179

APPLICATION FOR LICENSES:	Filed	Issued	Appealed	Contested	Uncontested
Beer	188	184		1	188
Bingo	12	12			12
Pool Hall	2	2			2

NUMBER OF PERSONS CERTIFIED FOR TRIAL AS ADULTS	Felony	Misdemeanors	Total	
	11		11	
FELONY PRELIMINARY HEARINGS	Held	Waived		
	197	174		
FELONY POST-CONVICTION APPEALS	Filed	Terminated	Granted	Denied
	8	8		8
1976 BOND FORFEITURES	Felony	Misdemeanors	Traffic	Total
	5	66	29	100
1976 JURY DATA:	Civil	Criminal	Joint	Total
Number of Jury Terms Held			9	9
Number of Days Jury Was in Attendance	67			
Number of Grand Juries Called				

MISCELLANEOUS FILINGS:	
Mechanic's and Material Man's Liens	226
Notary Public Bonds	284
Fictitious Partnerships	2
Tax Warrants	45
Power of Attorney, Revocation, Etc.	31
[58 O.S. SUPP. 1974, 1056 (b)]	
TOTAL	588
NUMBER OF DISPOSITION DOCKETS HELD	31

JUDICIAL DISTRICT 24
(Creek, Okfuskee, Okmulgee)

Population No. of: District Judges Associate Judges Special Judges Lawyers LITIGATION BREAKDOWN	Total Cases Pending on Jan. 1, 1976	Total Cases Filed in 1976	Total Cases Terminated in 1976	Disposed of by Trial or After Contest	Disposed of without Trial or Contest	Total Cases Pending on Dec. 31, 1976	Age Breakdown in Months of Cases Pending on Dec. 31, 1976		
							0 to 12 Months	12 to 24 Months	over 24 Months
91,573									
5									
3									
197									
CIVIL									
Auto Negligence	238	238	227	115	112	249	141	45	63
Other Tort	49	39	32	18	14	56	26	12	18
Lien or Mortgage Foreclosure	119	107	111	67	44	115	51	26	38
Real Property	130	267	208	179	29	189	108	32	49
Contractual	324	303	179	117	62	448	176	96	176
Appeals from Admin. Tribunals	20	23	21	17	3	22	9	3	10
Injunction, Quo Warranto, Mandamus, Habeas Corpus, Etc.	60	43	29	19	10	74	30	23	21
Other Civil	445	187	237	188	49	395	145	88	162
TOTAL CIVIL	1,385	1,207	1,044	720	323	1,548	686	325	537
DOMESTIC									
Divorce	573	1,012	953	407	546	632	272	116	244
Separate Maintenance	19	21	10	2	8	30	15	5	10
Annulment	6	15	14	5	9	7	3		4
Reciprocal Support - Incoming	139	60	25	5	20	174	53	40	81
Reciprocal Support - Outgoing	67	17	47	3	44	37	5	3	29
Paternity Proceedings	5	1	1		1	5	1	1	3
Adoption	33	69	72	2	70	30	13	4	13
TOTAL DOMESTIC	842	1,195	1,122	424	698	915	362	169	384
PROBATE									
Administration of Estates and Probate Proper	535	343	313	7	306	565	214	101	250
Determination of Death of Joint or Life Tenant	38	142	162	1	161	19	8	4	7
Mental Health	77	92	93	3	90	76	10	15	51
Guardianship and Conservatorship	170	44	34		34	180	25	25	130
Other Probate	6	47	46		46	7	6		1
TOTAL PROBATE	826	669	648	11	637	847	263	145	439
SMALL CLAIMS									
Possession of Personal Property (Replevin)	55	47	33	12	21	69	18	13	38
Possession of Real Property (Entry and Detainer)	157	126	78	39	39	205	67	29	109
Small Claims	2,536	2,259	1,817	811	1,006	2,978	881	603	1,494
TOTAL SMALL CLAIMS	2,748	2,432	1,928	862	1,066	3,252	966	645	1,641
JUVENILE									
Juvenile Delinquency	16	100	91	43	48	25	15	6	4
Children in Need of Supervision Dependency and Neglect	15	90	87	60	27	18	10	5	3
	6	50	49	24	25	7	4	3	
TOTAL JUVENILE	37	240	227	127	100	50	29	14	7
COMBINED CIVIL CATEGORIES	5,838	5,743	4,969	2,144	2,824	6,612	2,306	1,293	3,008
FELONY									
Crime Against Person	240	129	98	19	79	271	72	40	159
Crime Against Property	323	228	118	9	109	433	171	89	173
Other Felony	200	179	176	13	163	203	107	58	38
TOTAL FELONY	763	536	392	41	351	907	350	187	370
MISDEMEANORS									
DWI	168	250	170	81	109	248	124	85	39
Other Traffic	1,849	7,142	6,955	1,860	5,095	2,036	744	496	796
Appeals from City-Funded Courts	19	14	17	15	2	16	15	1	
Other Misdemeanors	627	1,470	1,158	403	748	939	476	182	281
TOTAL MISDEMEANORS	2,663	8,876	8,300	2,359	5,954	3,239	1,359	764	1,116
COMBINED CRIMINAL CATEGORIES	3,426	9,412	8,692	2,400	6,305	4,146	1,709	951	1,486
GRAND TOTAL ALL CATEGORIES	9,264	15,155	13,661	4,544	9,129	10,758	4,015	2,249	4,494

APPLICATION FOR LICENSES:	Filed	Issued	Appealed	Contested	Uncontested
Beer	312	312	1		312
Bingo	23	23			23
Pool Hall	7	7			7

NUMBER OF PERSONS CERTIFIED FOR TRIAL AS ADULTS	Felony	Misdemeanors	Total
	19		19

FELONY PRELIMINARY HEARINGS	Held	Waived
	165	74

FELONY POST-CONVICTION APPEALS	Filed	Terminated	Granted	Denied
	10	6		8

1976 BOND FORFEITURES	Felony	Misdemeanors	Traffic	Total
	5	135	407	547

1976 JURY DATA:	Civil	Criminal	Joint	Total
Number of Jury Terms Held			18	18
Number of Days Jury Was In Attendance	150			
Number of Grand Juries Called	2			

MISCELLANEOUS FILINGS:	
Mechanic's and Material Man's Liens	183
Notary Public Bonds	352
Fictitious Partnerships	8
Tax Warrants	47
Power of Attorney, Revocation, Etc. [58 O.S. SUPP. 1974, 1056 (b)]	25
TOTAL	615
NUMBER OF DISPOSITION DOCKETS HELD	28

JUDICIAL DISTRICT 25
(Atoka, Coal)

Population No. of: District Judges Associate Judges Special Judges Lawyers LITIGATION BREAKDOWN	Total Cases Pending on Jan. 1, 1978	Total Cases Filed in 1978	Total Cases Terminated in 1978	Disposed of by Trial or After Contest	Disposed of without Trial or Contest	Total Cases Pending on Dec. 31, 1978	Age Breakdown in Months of Cases Pending on Dec. 31, 1978		
							0 to 12 Months	12 to 24 Months	over 24 Months
16,487									
1									
2									
12									
CIVIL									
Auto Negligence	16	24	21	7	14	19	15	4	
Other Tort	20	18	32	14	18	6	4	2	
Lien or Mortgage Foreclosure	11	7	12	9	3	6	3	1	2
Real Property	26	52	66	60	6	12	9	2	1
Contractual	37	83	64	42	22	56	45	10	1
Appeals from Admin. Tribunals		6	3	3		3	3		
Injunction, Quo Warranto, Mandamus, Habeas Corpus, Etc.	5	8	5	3	2	8	4	3	1
Other Civil	7	27	27	17	10	7	5	2	
TOTAL CIVIL	122	225	230	155	75	117	88	24	5
DOMESTIC									
Divorce	43	157	157	98	59	43	42		1
Separate Maintenance	1		1	1					
Annulment		2	2	2					
Reciprocal Support - Incoming	3	11	8	4	4	6	5	1	
Reciprocal Support - Outgoing	2	2	2	1	1	2	1	1	
Paternity Proceedings									
Adoption	2	10	11		11	1			
TOTAL DOMESTIC	51	182	181	108	75	52	49	2	1
PROBATE									
Administration of Estates and Probate Proper	19	60	51	2	49	28	17	6	5
Determination of Death of Joint or Life Tenant	1	16	16		16	1	1		
Mental Health		12	12		12				
Guardianship and Conservatorship	1	5	6		6				
Other Probate		5	5		5				
TOTAL PROBATE	21	98	90	2	88	29	18	6	5
SMALL CLAIMS									
Possession of Personal Property (Replevin)		5	4		4	1	1		
Possession of Real Property (Entry and Detainer)		12	12	3	9				
Small Claims	8	234	219	134	85	23	18	4	
TOTAL SMALL CLAIMS	8	251	235	137	94	24	20	4	
JUVENILE									
Juvenile Delinquency	10	4	10	10		4	1	3	
Children in Need of Supervision	2	42	27	26	1	17	15	2	
Dependency and Neglect	14	20	24	24		10	5	5	
TOTAL JUVENILE	26	66	61	60	1	31	21	10	
COMBINED CIVIL CATEGORIES	228	822	797	460	337	253	190	46	11
FELONY									
Crime Against Person	9	33	22	6	19	20	19	1	
Crime Against Property	23	50	50	4	50	23	21	2	
Other Felony	44	30	64	31	33	10	9	1	
TOTAL FELONY	76	113	136	41	102	53	49	2	2
MISDEMEANORS									
DWI	27	138	112	9	103	53	48	5	
Other Traffic	61	1,291	1,288	101	1,187	64	64		
Appeals from City-Funded Courts									
Other Misdemeanors	64	527	522	51	471	69	67	2	
TOTAL MISDEMEANORS	152	1,956	1,922	161	1,761	186	179	7	
COMBINED CRIMINAL CATEGORIES	228	2,089	2,058	202	1,863	239	228	9	2
GRAND TOTAL ALL CATEGORIES	486	2,891	2,855	662	2,200	492	424	55	13

APPLICATION FOR LICENSES:	Filed	Issued	Appealed	Contested	Uncontested
Beer	57	49		3	47
Bingo	5	5			5
Pool Hall					

NUMBER OF PERSONS CERTIFIED FOR TRIAL AS ADULTS	Felony	Misdemeanors	Total
	4		4

FELONY PRELIMINARY HEARINGS	Held	Waived
	37	22

FELONY POST-CONVICTION APPEALS	Filed	Terminated	Granted	Denied

1978 BOND FORFEITURES	Felony	Misdemeanors	Traffic	Total
		33	87	100

1978 JURY DATA:	Civil	Criminal	Joint	Total
Number of Jury Terms Held		1	3	4
Number of Days Jury Was in Attendance	34			
Number of Grand Juries Called				

MISCELLANEOUS FILINGS:	
Mechanic's and Material Man's Liens	34
Notary Public Bonds	45
Fictitious Partnerships	
Tax Warrants	
Power of Attorney, Revocation, Etc. (58 C.S. SUPP. 1074, 1086 (b))	
TOTAL	79

NUMBER OF DISPOSITION DOCKET'S HELD	1
--	----------

**TOTAL DISPOSITIONS IN THE JUDICIAL DISTRICTS
BY LITIGATION CATEGORIES**

The following tables, by litigation category in judicial districts, analyze the methods of case terminations in 1976. In addition, each table shows the percentage, by litigation category, of dispositions without contest; the highest of the latter was probate, followed by misdemeanor, felony, small claims, domestic, other civil, and lastly, juvenile litigation.

1976 CIVIL DISPOSITIONS

DISTRICT NUMBER	BY JURY TRIAL	BY COURT TRIAL	ON DEMURRER, ABATEMENT OR MOTION TO DISMISS	ON PRETRIAL	WITHOUT CONTEST	TOTAL CIVIL DISPOSITIONS	PERCENT WITHOUT TRIAL OR CONTEST
ONE	18	71	125	2	134	350	74.6
TWO	19	192	161		145	517	59.2
THREE	11	43	51	3	255	363	85.1
FOUR	35	424	429	24	378	1,290	64.4
FIVE	65	254	821	14	1,175	2,329	86.3
SEVEN	193	1,040	272	10	8,809	10,324	88.1
EIGHT	23	103	188	12	195	521	75.8
NINE	17	43	188	3	301	552	89.1
TEN	9	133	127	1	5	275	48.4
ELEVEN	4	123	103	1	155	386	67.1
TWELVE	20	174	200	17	486	897	78.4
THIRTEEN	13	246	54	2	311	626	58.6
FOURTEEN	194	294	367	1,211	4,736	6,802	92.8
FIFTEEN	181	525	420	151	777	2,054	65.8
SIXTEEN	45	165	80	50	270	610	65.6
SEVENTEEN	15	66	176	32	448	737	89.0
EIGHTEEN	20	381	188	45	90	724	44.6
NINETEEN		165	3		58	226	27.0
TWENTY	20	142	322	7	653	1,144	85.0
TWENTY-ONE	43	470	493	45	463	1,514	66.1
TWENTY-TWO	167	563	88	87	199	1,104	33.9
TWENTY-THREE	26	98	163	54	546	887	86.0
TWENTY-FOUR	61	659	208	39	76	1,043	31.0
TWENTY-FIVE	4	151	54	3	18	230	32.6
STATE TOTALS	1,203	6,525	5,281	1,813	20,683	35,505	78.2

1976 DOMESTIC DISPOSITIONS

DISTRICT NUMBER	BY DECREE OR ORDER AFTER TRIAL	ON DISMISSAL BY PARTIES	ON DISMISSAL BY COURT	BY DECREE OR APPROVED SETTLEMENT	BY ORDER OR SETTLEMENT	WITH TRIAL OR CONTEST	WITHOUT TRIAL OR CONTEST	TOTAL DOMESTIC DISPOSITIONS	PERCENT WITHOUT TRIAL OR CONTEST
ONE	71	26	27	117	9		24	274	75.2
TWO	207	86	50	245	3	1	50	642	67.6
THREE	61	81	75	445	22	2	62	748	91.6
FOUR	379	294	112	399	37	3	136	1,360	71.9
FIVE	297	218	1,104	1,461	25	4	240	3,349	91.0
SEVEN	481	476	42	5,149	8	41	629	6,826	92.4
EIGHT	53	56	32	377	19		2	613	79.3
NINE	364	111	20	93	34	74	45	668	45.4
TEN	153	106	59	99		1	31	448	65.8
ELEVEN	68	85	19	344			39	555	87.7
TWELVE	81	274	109	472	36	1	73	1,046	92.2
THIRTEEN	259	44	5	110	8	6	42	474	44.1
FOURTEEN	538	111	500	4,172	173	20	430	5,944	90.6
FIFTEEN	347	322	55	1,230	27	12	130	2,123	83.1
SIXTEEN	64	69	44	440	10	2	50	679	90.3
SEVENTEEN	166	98	106	327	7	3	46	753	77.6
EIGHTEEN	111	92	91	366	19		42	721	84.6
NINETEEN	58	40	53	195	1		18	365	84.1
TWENTY	239	86	98	332	8	13	58	834	69.8
TWENTY-ONE	365	237	79	860	29	23	110	1,703	77.2
TWENTY-TWO	266	55		357	6	3	55	742	63.7
TWENTY-THREE	91	140	51	411	28	2	55	778	89.0
TWENTY-FOUR	422	156	94	364	13	2	71	1,122	62.2
TWENTY-FIVE	106	32	12	20			11	181	41.4
STATE TOTALS	5,247	3,295	2,837	18,385	522	213	2,449	32,948	83.4

1976 PROBATE DISPOSITIONS

DISTRICT NUMBER	AFTER CONTEST	WITHOUT CONTEST	TOTAL PROBATE DISPOSITIONS	PERCENT WITHOUT CONTEST
ONE	3	342	345	99.1
TWO	13	628	641	98.0
THREE	12	537	549	97.8
FOUR	107	1,142	1,249	91.4
FIVE	34	1,318	1,352	97.5
SEVEN	6	2,446	2,452	99.8
EIGHT	4	372	376	98.9
NINE	13	440	453	97.1
TEN	15	197	212	92.9
ELEVEN	13	279	292	95.5
TWELVE	12	414	426	97.2
THIRTEEN		286	286	100.0
FOURTEEN	201	1,875	1,876	89.3
FIFTEEN	17	758	775	97.8
SIXTEEN	12	291	303	96.0
SEVENTEEN	7	232	239	97.1
EIGHTEEN	5	266	271	98.2
NINETEEN	6	139	145	95.9
TWENTY	4	500	504	99.2
TWENTY-ONE	9	702	711	98.7
TWENTY-TWO	134	399	533	74.9
TWENTY-THREE	7	507	514	98.6
TWENTY-FOUR	11	637	648	98.3
TWENTY-FIVE	2	88	90	97.8
STATE TOTALS	647	14,595	15,242	95.8

1976 SMALL CLAIMS DISPOSITIONS

DISTRICT NUMBER	AFTER CONTEST	WITHOUT CONTEST	TOTAL SMALL CLAIMS DISPOSITIONS	PERCENT WITHOUT CONTEST
ONE	56	1,150	1,206	95.4
TWO	181	1,003	1,184	84.7
THREE	83	425	508	83.7
FOUR	223	2,340	2,563	81.3
FIVE	1,411	2,408	3,819	63.1
SEVEN	595	5,732	6,327	90.6
EIGHT	244	1,271	1,515	83.9
NINE	230	1,565	1,795	87.2
TEN	59	484	543	92.1
ELEVEN	142	649	791	82.0
TWELVE	377	1,445	1,822	73.3
THIRTEEN	133	1,054	1,187	88.8
FOURTEEN	2,228	19,391	21,619	89.7
FIFTEEN	722	1,780	2,502	71.1
SIXTEEN	235	1,107	1,342	82.5
SEVENTEEN	117	641	758	84.6
EIGHTEEN	296	344	780	44.1
NINETEEN	171	161	332	48.5
TWENTY	302	1,623	1,925	84.3
TWENTY-ONE	458	1,510	1,968	76.8
TWENTY-TWO	248	1,455	1,703	86.4
TWENTY-THREE	203	852	1,055	80.8
TWENTY-FOUR	862	1,066	1,928	55.3
TWENTY-FIVE	96	139	235	59.1
STATE TOTALS	9,809	49,595	59,404	83.5

1976 JUVENILE DISPOSITIONS

DISTRICT NUMBER	ADJUDICATORY PHASE					DISPOSITIONAL PHASE			
	BY JURY TRIAL	BY COURT TRIAL	WITHOUT TRIAL	TOTAL JUVENILE DISPOSITIONS	PERCENT WITHOUT TRIAL	CONTESTED HEARINGS	UNCONTESTED HEARINGS	TOTAL HEARINGS	PERCENT WITHOUT CONTEST
ONE	9	40	31	80	38.8	11	56	67	83.6
TWO		66	36	102	35.3	36	35	101	64.4
THREE		96	22	118	18.6	13	78	91	85.7
FOUR		178	76	254	29.9	120	194	314	61.8
FIVE	2	305	112	419	26.7	212	95	307	30.9
SEVEN	11	1,727	56	1,784	3.1		92	1,308	7.0
EIGHT	1	60	29	90	32.3	6	92	98	93.9
NINE	1	65	102	168	60.7	28	59	87	67.8
TEN		93	1	94	1.1	35	59	94	62.8
ELEVEN		17	64	81	79.0	9	35	47	80.9
TWELVE		86	195	281	69.4	21	134	155	86.5
THIRTEEN		39	58	97	59.8	1	53	54	98.1
FOURTEEN	8	392	922	1,322	69.7	207	1,238	1,445	85.7
FIFTEEN		139	223	362	61.6	91	98	189	51.9
SIXTEEN		27	97	124	78.2		62	62	100.0
SEVENTEEN		58	83	139	69.7	17	63	80	78.8
EIGHTEEN		68	120	188	63.8	50	110	160	68.8
NINETEEN		33	4	37	10.8		18	18	100.0
TWENTY	1	143	89	233	38.2	4	214	218	98.2
TWENTY-ONE	2	97	114	213	53.5	77	127	204	62.3
TWENTY-TWO	3	89	19	111	17.1	24	91	115	79.1
TWENTY-THREE		183	25	208	12.0	77	127	204	62.3
TWENTY-FOUR		227		227	0.0	168	49	217	22.6
TWENTY-FIVE		60	1	61	1.6	6	11	17	64.7
STATE TOTALS	38	4,286	2,479	6,803	36.4	1,213	3,223	5,652	57.0

1976 FELONY DISPOSITIONS

DISTRICT NUMBER	BY COURT TRIAL	BY JURY TRIAL	ON DEMURRER, MOTION TO QUASH, OR DISMISSAL BY COURT	ON GUILTY PLEA	ON DISMISSAL BY STATE	TOTAL FELONY DISPOSITIONS	PERCENT WITHOUT TRIAL OR CONTEST
ONE	4		30	174	143	351	98.9
TWO	19	19	31	134	95	298	87.2
THREE	8	28	79	166	74	355	89.9
FOUR	69	32	100	405	205	811	87.5
FIVE	5	54	1,226	641	702	2,628	97.8
SEVEN	244	169	421	2,286	1,417	4,537	90.9
EIGHT	42	12	19	196	78	347	84.4
NINE	1	25	22	153	178	379	93.1
TEN		5	2	68	95	170	97.1
ELEVEN	11	18		181	105	315	90.8
TWELVE	8	16	185	249	280	738	96.7
THIRTEEN	60	8	37	74	139	318	78.6
FOURTEEN	61	138	711	1,577	904	3,391	94.1
FIFTEEN	226	57	193	298	201	975	71.0
SIXTEEN	79	22	41	115	113	370	72.7
SEVENTEEN	11	19	13	180	169	392	92.3
EIGHTEEN	27	26	109	162	191	515	89.7
NINETEEN	1	7	53	24	131	216	96.3
TWENTY	40	13	74	188	141	456	88.4
TWENTY-ONE	295	35	224	163	81	798	58.6
TWENTY-TWO	38	127	33	162	46	406	59.4
TWENTY-THREE	17	25	5	156	277	480	91.3
TWENTY-FOUR	28	13	142	105	104	392	89.5
TWENTY-FIVE	34	7	25	56	21	143	71.3
STATE TOTALS	1,328	875	3,775	7,913	5,890	19,781	88.9

1976 MISDEMEANOR DISPOSITIONS

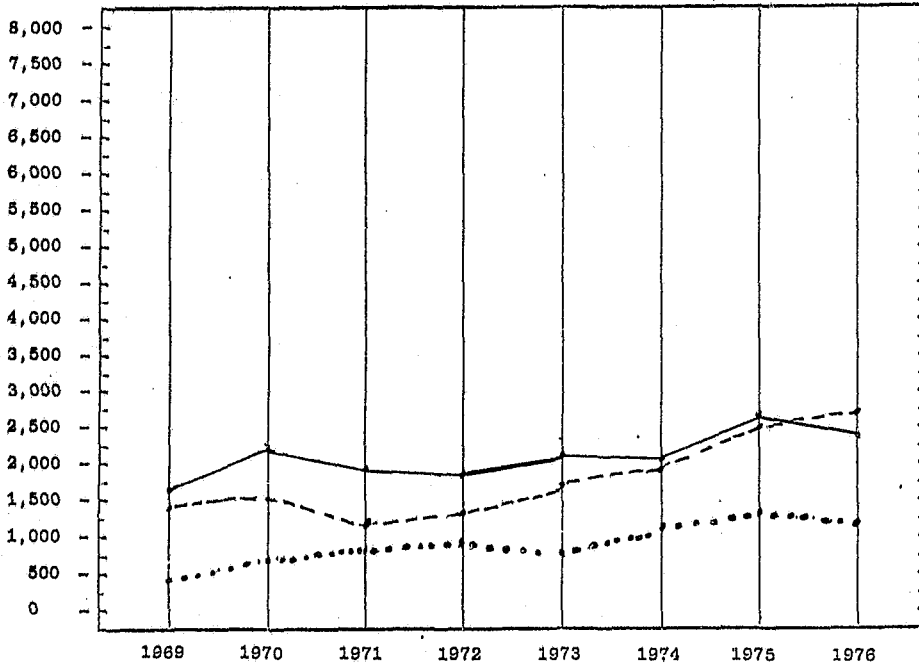
DISTRICT NUMBER	BY JURY TRIAL	BY COURT TRIAL	ON DEMURRER, MOTION TO QUASH, OR DISMISSAL BY COURT	ON GUILTY PLEA	ON DISMISSAL BY STATE	TOTAL MISDEMEANOR DISPOSITIONS	PERCENT WITHOUT TRIAL OR CONTEST
ONE	10	468	132	4,203	632	5,445	91.2
TWO	18	540	671	10,202	1,267	12,698	95.6
THREE	15	428	276	6,919	511	8,149	94.6
FOUR	34	751	283	11,622	758	13,448	94.2
FIVE	77	692	11,779	21,762	2,519	36,829	97.9
SEVEN	61	610	1,047	15,550	1,121	18,389	96.4
EIGHT	2	358	568	6,216	110	7,254	95.0
NINE	5	27	59	4,242	324	4,657	99.3
TEN	2	186	26	1,564	196	1,974	90.5
ELEVEN	8	262	51	1,238	157	1,716	84.3
TWELVE	16	1,452	379	7,097	500	9,444	84.5
THIRTEEN	1	405	149	2,159	929	3,643	88.9
FOURTEEN	51	788	370	13,573	964	15,746	94.7
FIFTEEN	4	1,379	366	9,933	464	12,166	88.6
SIXTEEN	19	62	75	4,508	144	4,808	98.3
SEVENTEEN	13	266	190	4,486	584	5,539	95.0
EIGHTEEN	1	621	368	4,613	351	5,954	89.6
NINETEEN	12	2	304	1,964	121	2,403	99.4
TWENTY	20	2,562	478	7,323	255	10,638	75.7
TWENTY-ONE	4	1,417	782	7,817	246	10,266	86.2
TWENTY-TWO	78	314	180	2,492	240	3,304	88.1
TWENTY-THREE	20	190	133	7,164	481	7,988	97.4
TWENTY-FOUR	44	2,315	833	4,933	188	8,313	71.6
TWENTY-FIVE	5	156	120	1,516	125	1,922	91.6
STATE TOTALS	520	16,251	19,639	163,096	13,187	212,693	92.1

DISTRICT COURT STATISTICS
BY COUNTIES

**TOTAL CASELOAD 1969 -- 1976
BY COUNTIES**

The following graphs illustrate district court caseload over the past seven years in each of the seventy-seven counties. Total caseload is shown as total cases filed, terminated and pending. From this material, one may discern county by county trends — a datum most useful in future planning.

ADAIR COUNTY



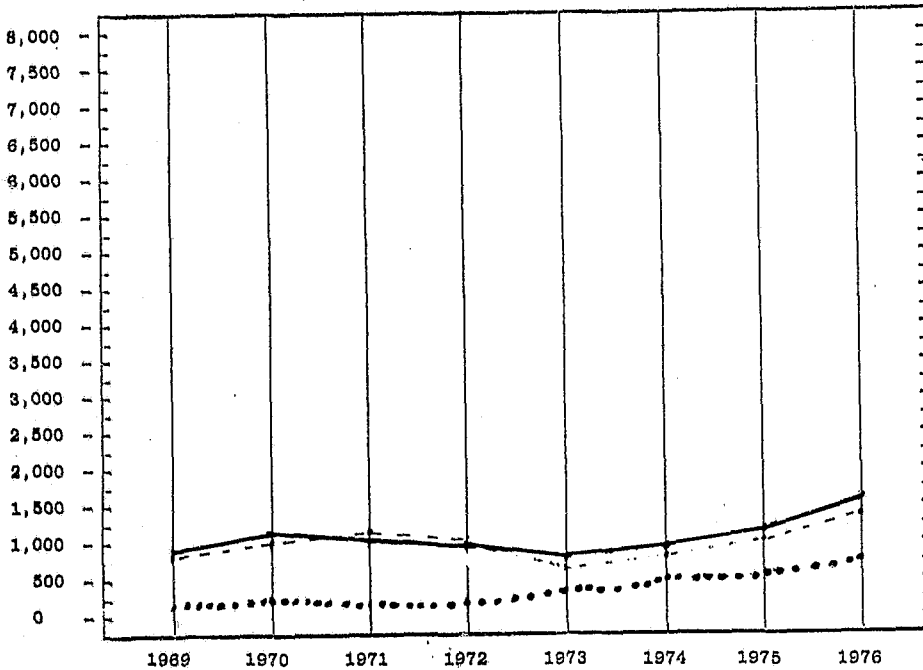
TOTAL CASELOAD

YEAR	FILED	TERMINATED	PENDING 12/31
1969	1,686	1,303	402
1970	2,177	1,358	707
1971	1,960	1,196	736
1972	1,885	1,240	788
1973	2,189	1,695	592
1974	2,004	1,784	812
1975	2,502	2,377	937
1976	2,465	2,534	868

KEY:

FILED —————
 TERMINATED - - - - -
 PENDING

ALFALFA COUNTY



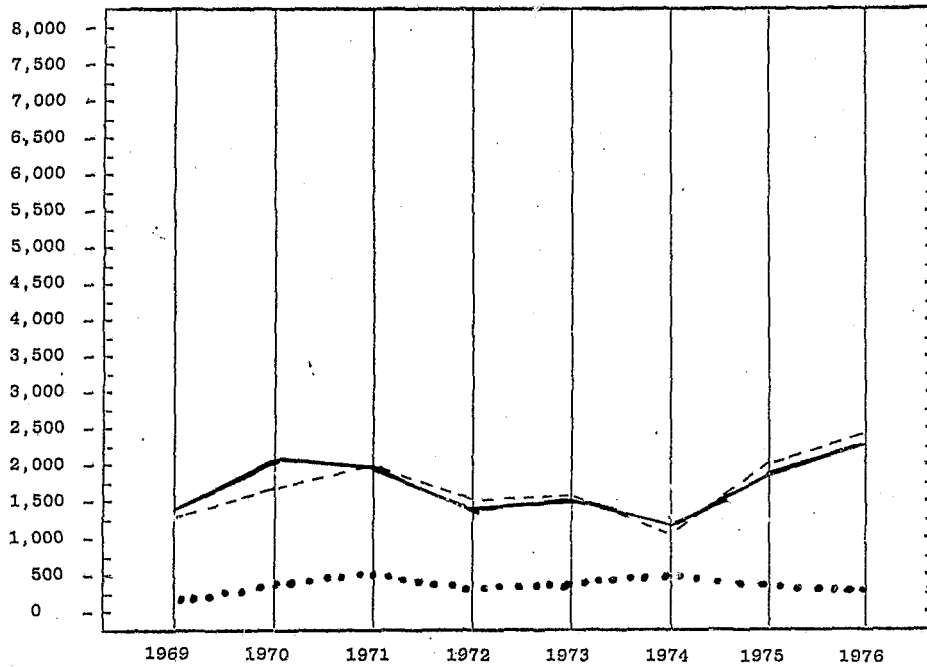
TOTAL CASELOAD

YEAR	FILED	TERMINATED	PENDING 12/31
1969	905	820	159
1970	1,163	1,082	225
1971	1,013	1,056	162
1972	1,009	1,010	161
1973	854	844	170
1974	910	851	227
1975	1,116	1,080	263
1976	1,454	1,346	370

KEY:

FILED —————
 TERMINATED - - - - -
 PENDING

ATOKA COUNTY

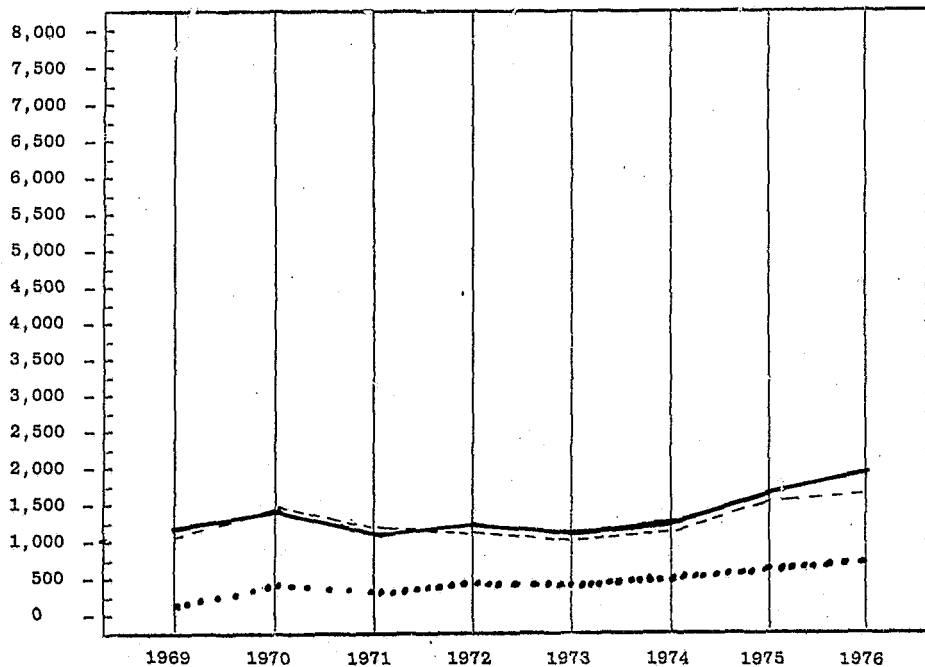


TOTAL CASELOAD			
YEAR	FILED	TERMINATED	PENDING 12/31
1969	1,491	1,366	174
1970	2,096	1,646	441
1971	1,887	1,908	459
1972	1,411	1,534	311
1973	1,427	1,436	312
1974	1,373	1,264	421
1975	1,626	1,744	303
1976	1,847	1,907	242

KEY:

FILED —————
 TERMINATED - - - - -
 PENDING

BEAVER COUNTY

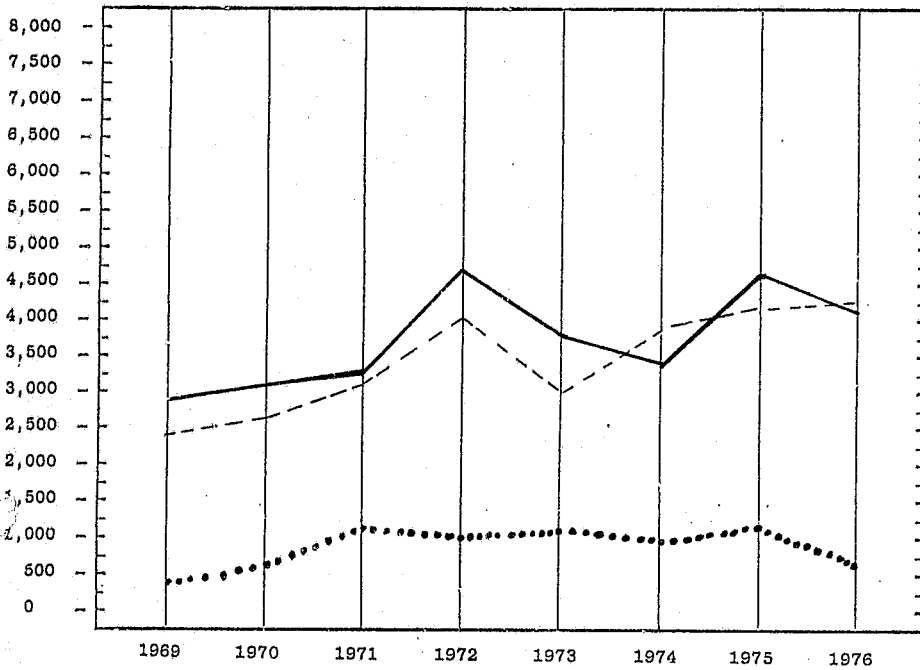


TOTAL CASELOAD			
YEAR	FILED	TERMINATED	PENDING 12/31
1969	1,227	1,011	214
1970	1,417	1,426	405
1971	1,094	1,124	376
1972	1,130	1,099	406
1973	1,040	1,088	358
1974	1,232	1,148	416
1975	1,702	1,588	530
1976	1,755	1,724	564

KEY:

FILED —————
 TERMINATED - - - - -
 PENDING

BECKHAM COUNTY



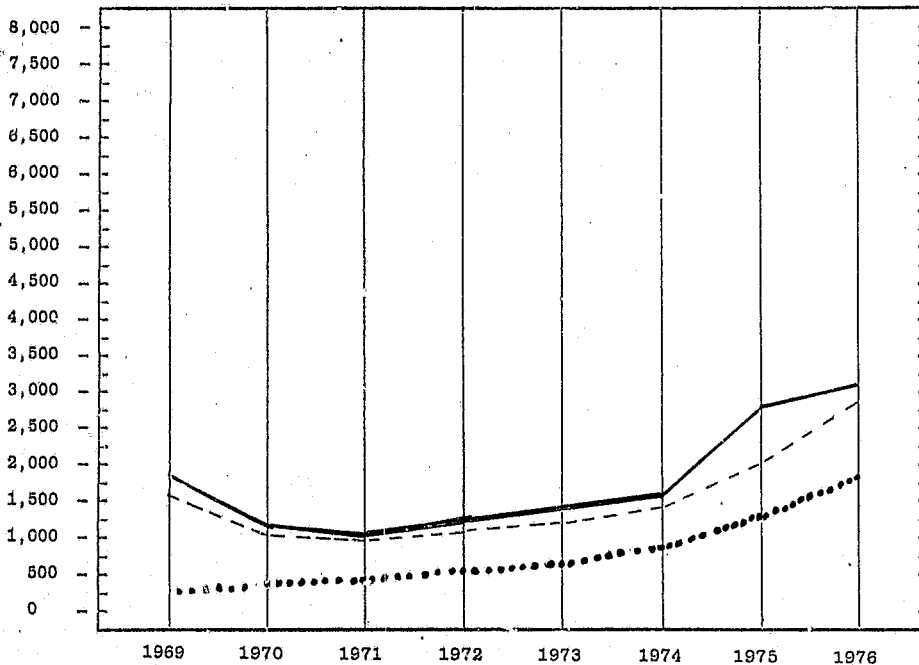
TOTAL CASELOAD

YEAR	FILED	TERMINATED	PENDING 12/31
1969	2,915	2,306	439
1970	3,062	2,669	635
1971	3,733	3,177	1,173
1972	4,729	3,904	962
1973	3,699	2,996	1,533
1974	3,251	3,892	802
1975	4,726	4,172	813
1976	4,099	4,348	560

KEY:

FILED _____
 TERMINATED - - - - -
 PENDING

BLAINE COUNTY



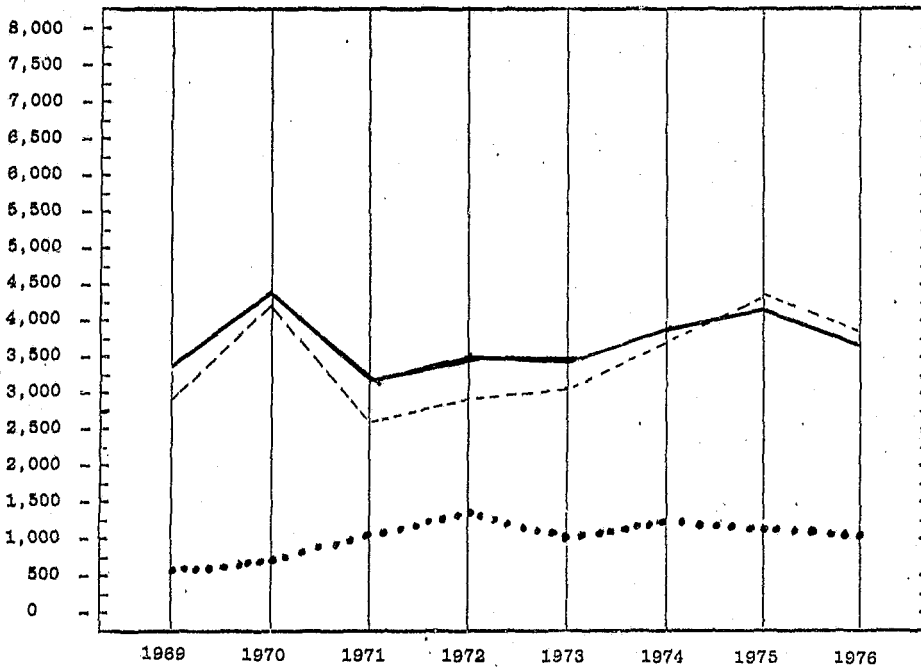
TOTAL CASELOAD

YEAR	FILED	TERMINATED	PENDING 12/31
1969	1,964	1,680	284
1970	1,193	1,041	386
1971	1,070	1,010	439
1972	1,205	1,078	544
1973	1,421	1,283	682
1974	1,482	1,454	698
1975	2,517	2,161	1,054
1976	3,216	2,949	1,309

KEY:

FILED _____
 TERMINATED - - - - -
 PENDING

BRYAN COUNTY

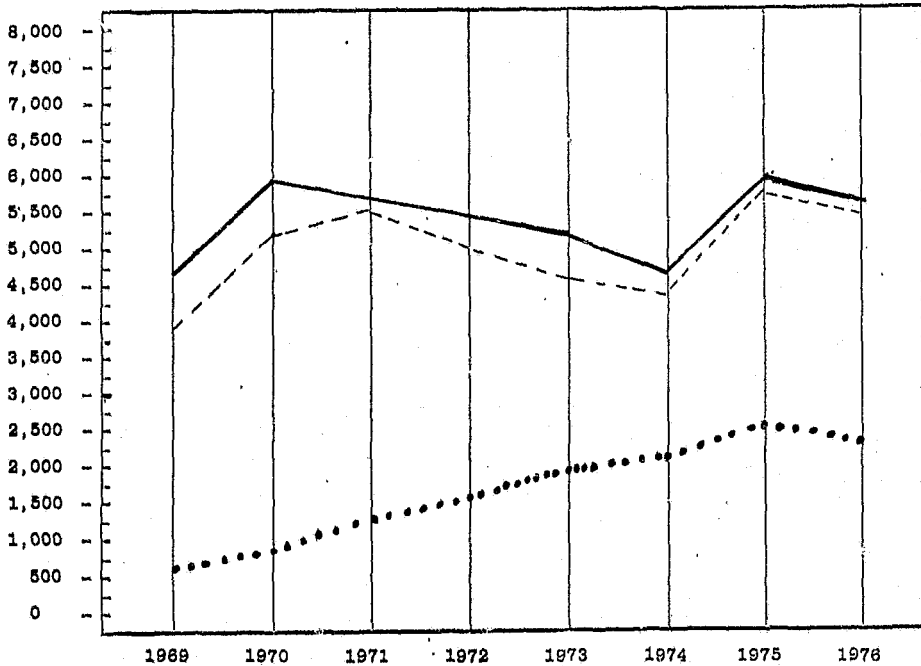


YEAR	TOTAL CASELOAD		PENDING 12/31
	FILED	TERMINATED	
1969	3,317	2,813	504
1970	4,471	4,218	717
1971	3,073	2,527	1,114
1972	3,537	2,850	1,326
1973	3,365	3,212	959
1974	3,881	3,720	1,163
1975	4,346	4,461	1,047
1976	3,703	3,726	1,032

KEY:

FILED ———
 TERMINATED - - - -
 PENDING ·····

CADDO COUNTY

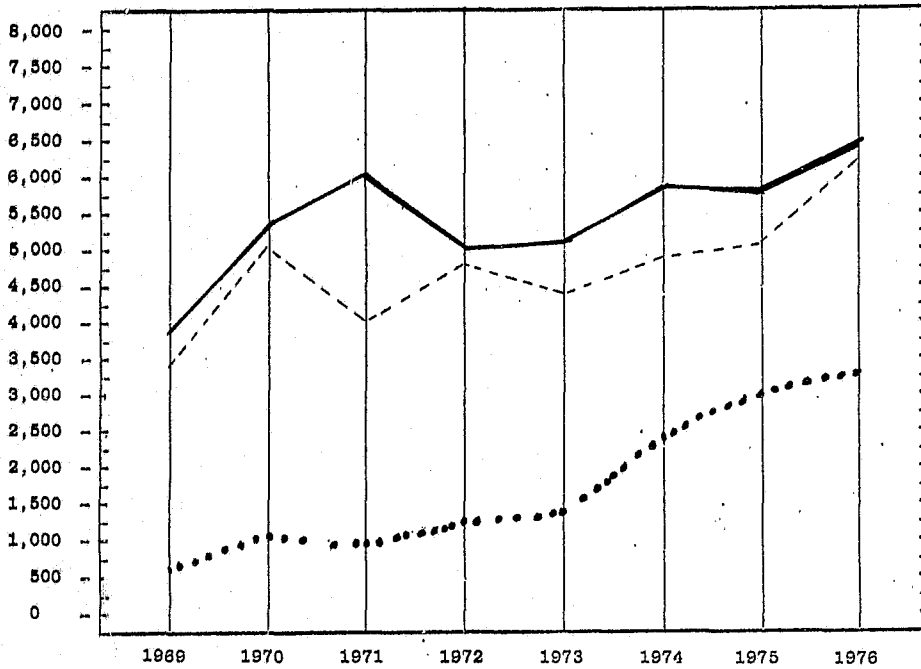


YEAR	TOTAL CASELOAD		PENDING 12/31
	FILED	TERMINATED	
1969	4,622	3,966	676
1970	5,793	5,471	963
1971	5,743	5,522	1,398
1972	5,452	5,000	1,588
1973	5,084	4,543	1,917
1974	4,697	4,404	2,130
1975	6,150	5,767	2,513
1976	5,606	5,753	2,356

KEY:

FILED ———
 TERMINATED - - - -
 PENDING ·····

CANADIAN COUNTY

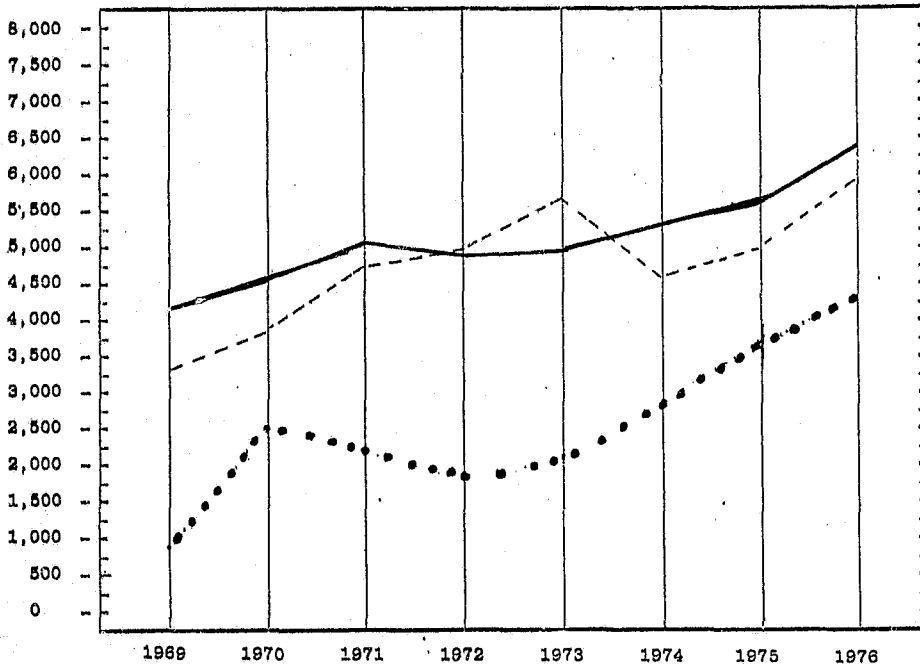


YEAR	TOTAL CASELOAD		
	FILED	TERMINATED	PENDING 12/31
1969	3,934	3,418	520
1970	5,458	5,005	1,116
1971	6,086	4,161	991
1972	5,075	4,774	1,274
1973	5,136	4,388	1,377
1974	5,803	4,844	2,332
1975	5,787	5,104	3,105
1976	6,462	6,337	3,406

KEY:

FILED —————
 TERMINATED - - - - -
 PENDING

CARTER COUNTY

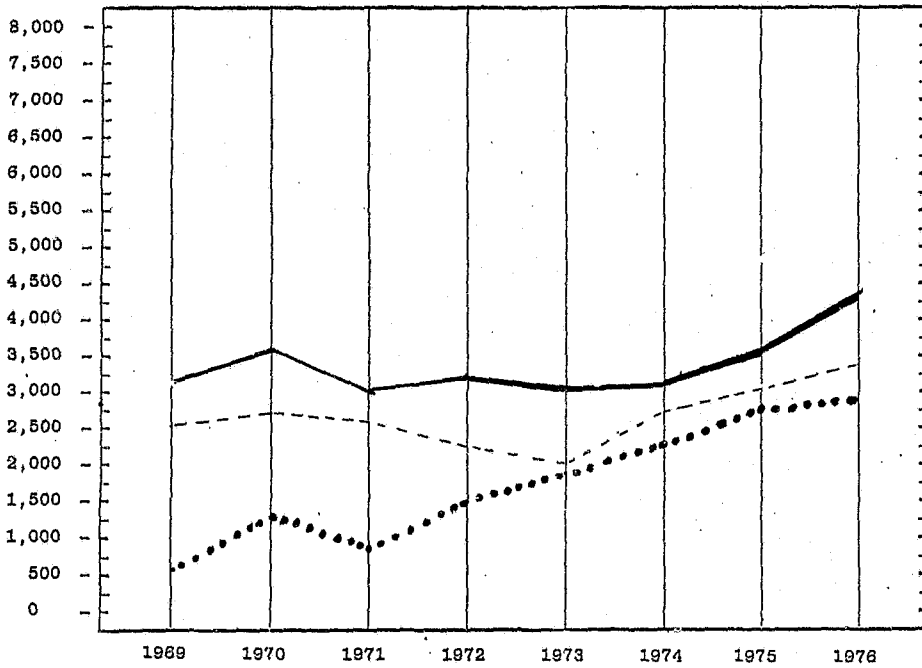


YEAR	TOTAL CASELOAD		
	FILED	TERMINATED	PENDING 12/31
1969	4,202	3,319	893
1970	4,511	3,805	2,571
1971	5,014	4,638	2,214
1972	4,838	4,990	1,899
1973	4,993	5,735	2,022
1974	5,364	4,568	2,885
1975	5,670	4,863	3,662
1976	6,381	5,781	4,269

KEY:

FILED —————
 TERMINATED - - - - -
 PENDING

C H E R O K E E C O U N T Y

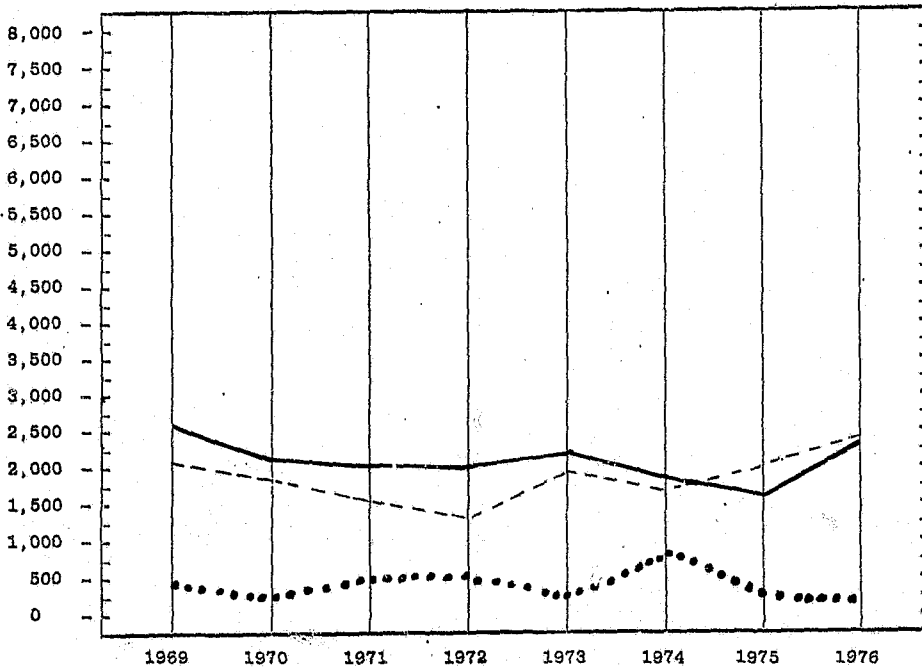


YEAR	TOTAL CASELOAD		PENDING 12/31
	FILED	TERMINATED	
1969	3,225	2,570	645
1970	3,561	2,698	1,267
1971	3,051	2,641	933
1972	3,269	2,327	1,518
1973	3,116	2,165	1,961
1974	3,138	2,813	2,341
1975	3,711	3,176	2,876
1976	4,397	3,321	3,942

KEY:

FILED —————
 TERMINATED - - - - -
 PENDING

C H O C T A W C O U N T Y

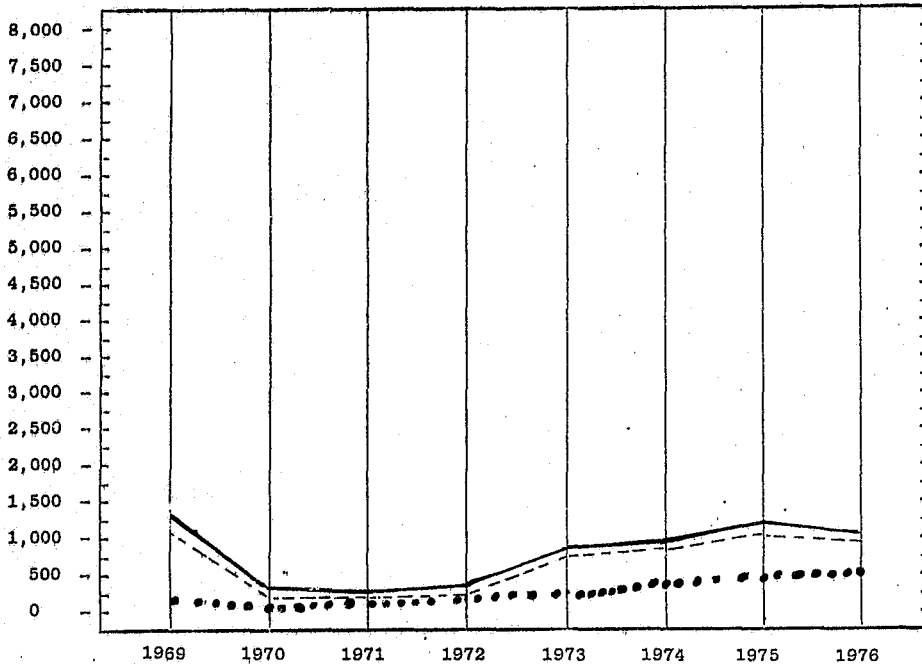


YEAR	TOTAL CASELOAD		PENDING 12/31
	FILED	TERMINATED	
1969	2,658	2,166	492
1970	2,184	1,841	343
1971	2,124	1,542	582
1972	2,030	1,396	592
1973	2,470	2,009	401
1974	2,258	1,875	861
1975	1,848	2,239	470
1976	2,435	2,480	424

KEY:

FILED —————
 TERMINATED - - - - -
 PENDING

CIMARRON COUNTY

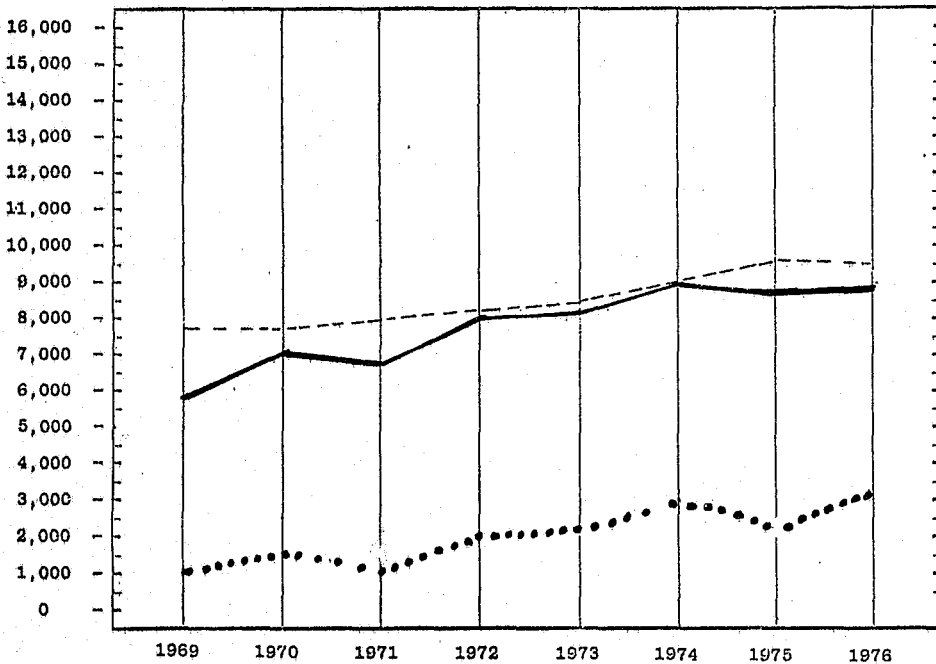


YEAR	TOTAL CASELOAD		PENDING 12/31
	FILED	TERMINATED	
1969	1,309	1,083	226
1970	393	336	146
1971	383	345	208
1972	478	435	260
1973	828	787	289
1974	957	909	337
1975	1,300	1,204	397
1976	1,116	1,077	436

KEY:

FILED ————
 TERMINATED - - - -
 PENDING

CLEVELAND COUNTY

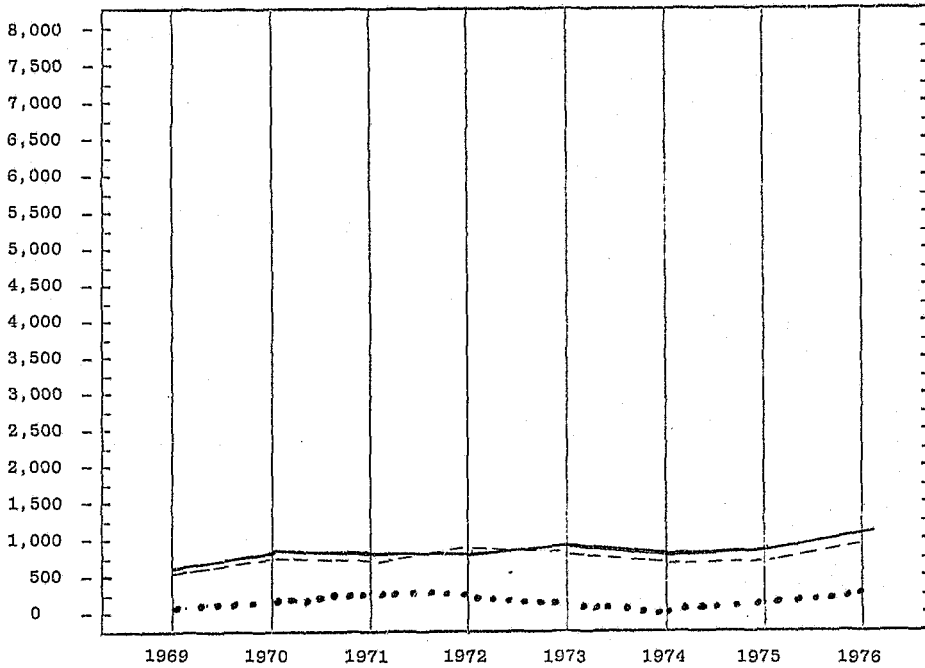


YEAR	TOTAL CASELOAD		PENDING 12/31
	FILED	TERMINATED	
1969	5,873	7,627	1,116
1970	7,110	7,001	1,525
1971	6,802	7,277	1,230
1972	8,269	7,696	1,803
1973	8,395	8,002	2,196
1974	9,032	8,573	2,688
1975	8,783	9,184	2,287
1976	9,239	9,028	2,498

KEY:

FILED ————
 TERMINATED - - - -
 PENDING

COAL COUNTY

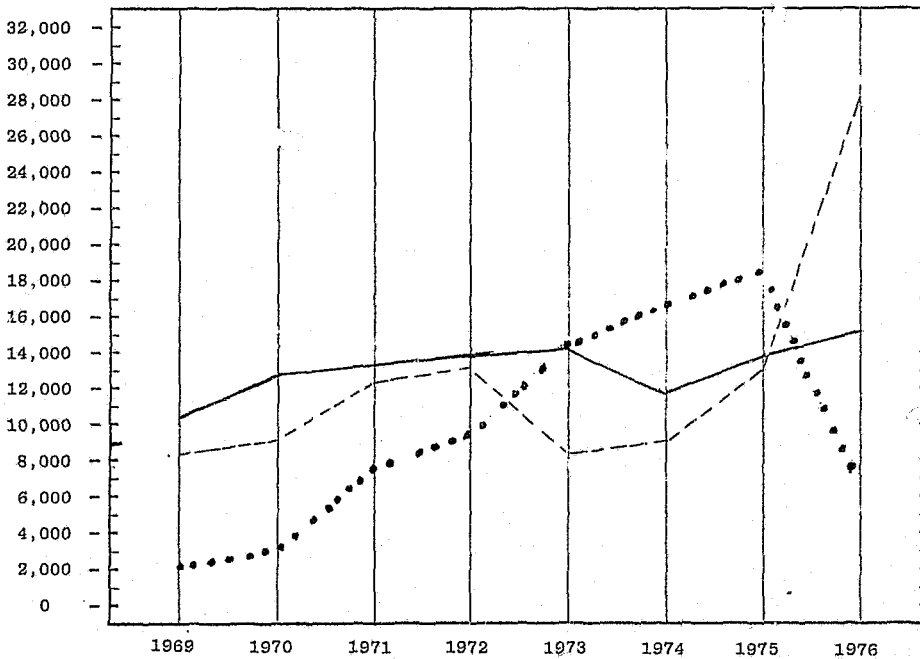


YEAR	TOTAL CASELOAD		PENDING 12/31
	FILED	TERMINATED	
1969	633	544	89
1970	807	676	141
1971	751	675	210
1972	751	765	198
1973	806	711	153
1974	676	697	131
1975	773	750	154
1976	1,044	948	250

KEY:

FILED ———
 TERMINATED - - - -
 PENDING ·····

COMANCHE COUNTY

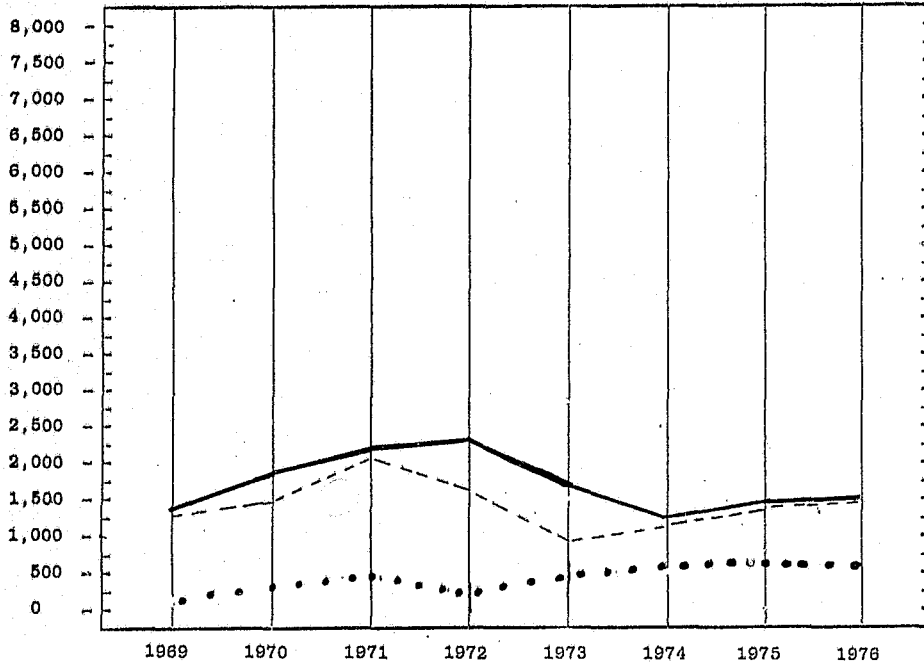


YEAR	TOTAL CASELOAD		PENDING 12/31
	FILED	TERMINATED	
1969	10,386	8,479	2,361
1970	12,530	8,770	3,740
1971	12,914	11,646	7,833
1972	13,074	12,383	8,701
1973	13,306	7,513	14,278
1974	10,972	8,779	16,594
1975	14,335	12,230	18,669
1976	15,875	28,238	6,742

KEY:

FILED ———
 TERMINATED - - - -
 PENDING ·····

COTTON COUNTY

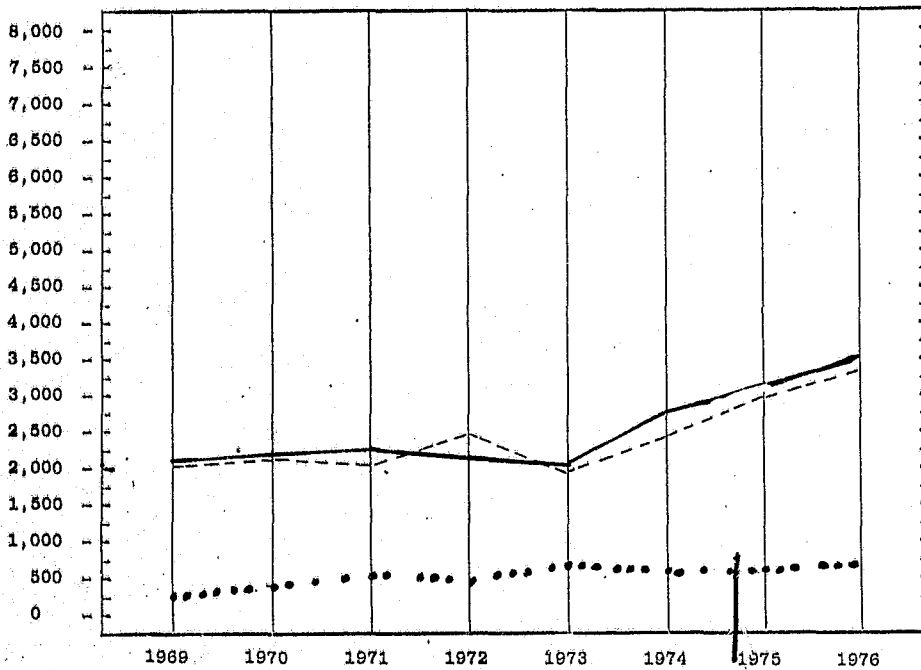


TOTAL CASELOAD			
YEAR	FILED	TERMINATED	PENDING 12/31
1969	1,395	1,295	100
1970	1,777	1,482	293
1971	2,045	1,905	334
1972	2,050	2,133	168
1973	1,635	1,554	406
1974	1,174	815	454
1975	1,479	1,409	524
1976	1,498	1,432	505

KEY:

FILED —————
 TERMINATED - - - - -
 PENDING

CRAIG COUNTY

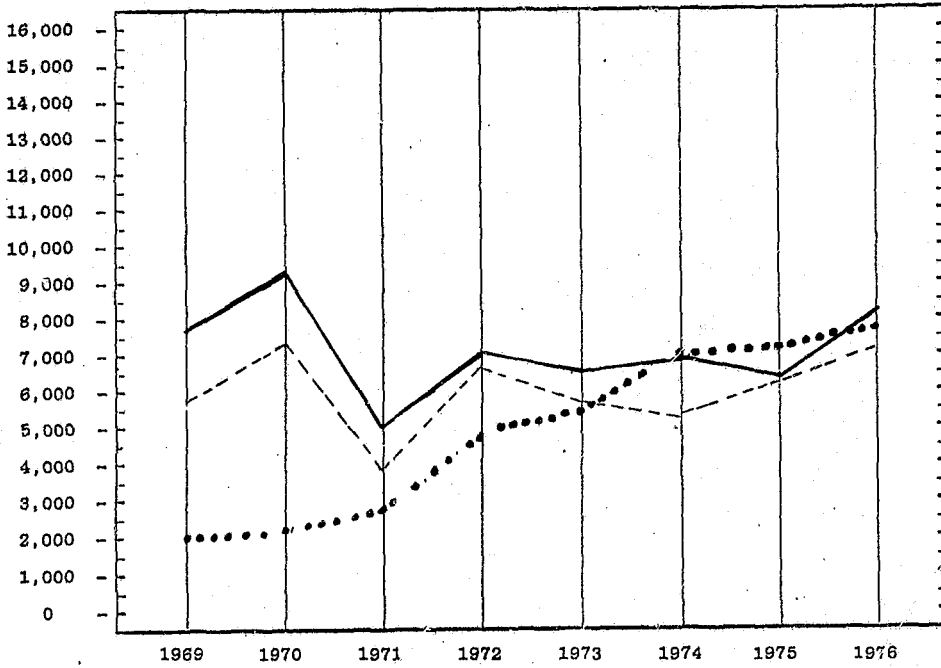


TOTAL CASELOAD			
YEAR	FILED	TERMINATED	PENDING 12/31
1969	2,299	2,048	251
1970	2,466	2,301	424
1971	2,494	2,233	483
1972	2,423	2,462	435
1973	2,256	2,194	494
1974	2,914	2,520	396
1975	3,213	3,052	557
1976	3,514	3,489	582

KEY:

FILED —————
 TERMINATED - - - - -
 PENDING

CREEK COUNTY

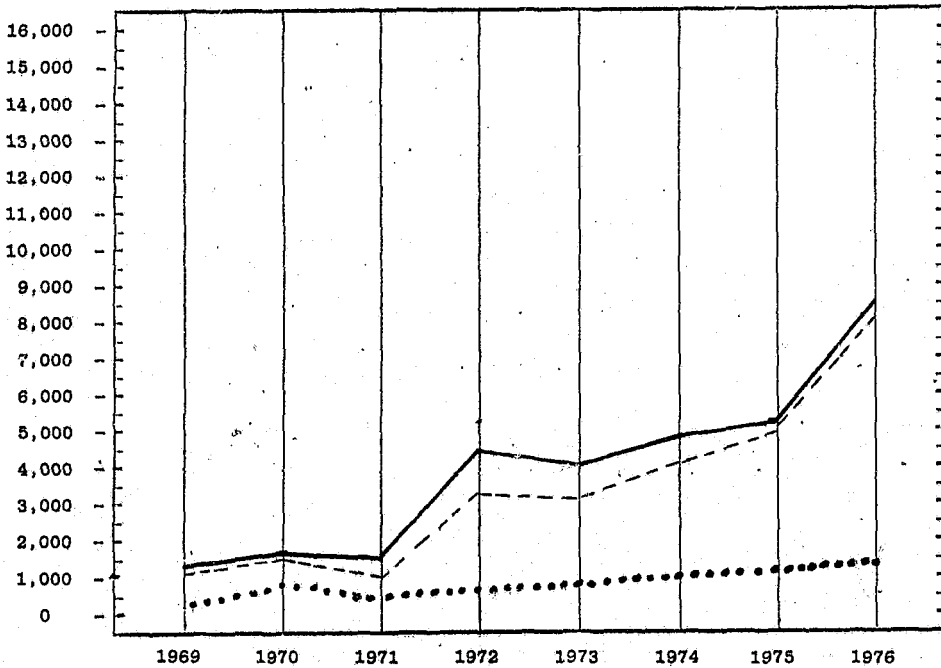


TOTAL CASELOAD

YEAR	FILED	TERMINATED	PENDING 12/31
1969	7,960	5,916	2,006
1970	9,207	7,233	2,202
1971	5,527	3,984	2,745
1972	7,848	6,807	4,646
1973	7,236	5,801	5,466
1974	6,711	5,107	6,740
1975	6,845	6,712	6,873
1976	8,242	7,096	7,586

KEY:
 FILED —————
 TERMINATED - - - - -
 PENDING

CUSTER COUNTY

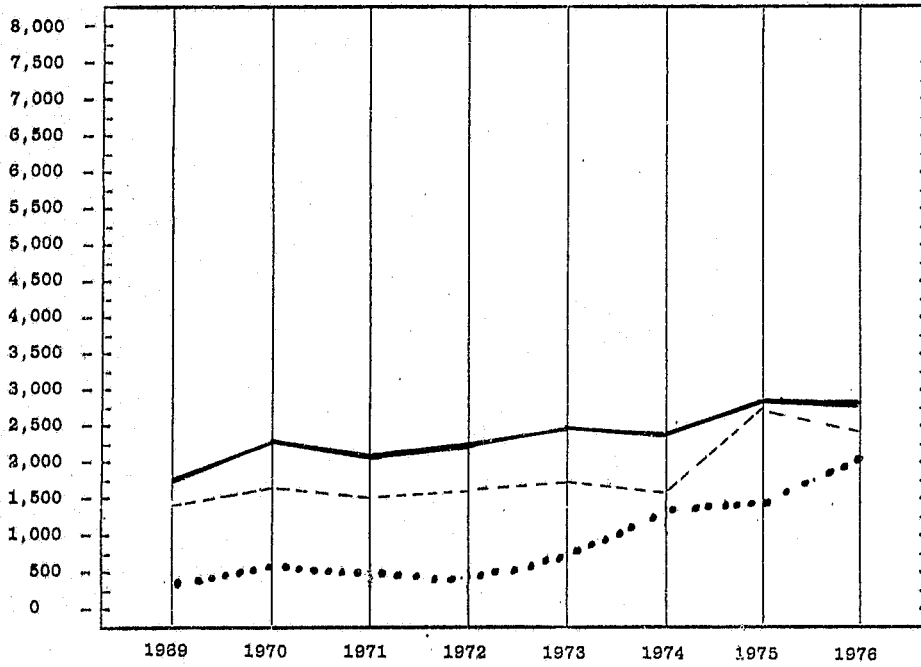


TOTAL CASELOAD

YEAR	FILED	TERMINATED	PENDING 12/31
1969	1,440	1,112	326
1970	1,540	1,129	601
1971	1,494	1,068	540
1972	4,150	3,489	755
1973	3,978	3,401	829
1974	4,171	4,141	856
1975	5,248	4,976	1,128
1976	8,572	8,255	1,445

KEY:
 FILED —————
 TERMINATED - - - - -
 PENDING

DELAWARE COUNTY

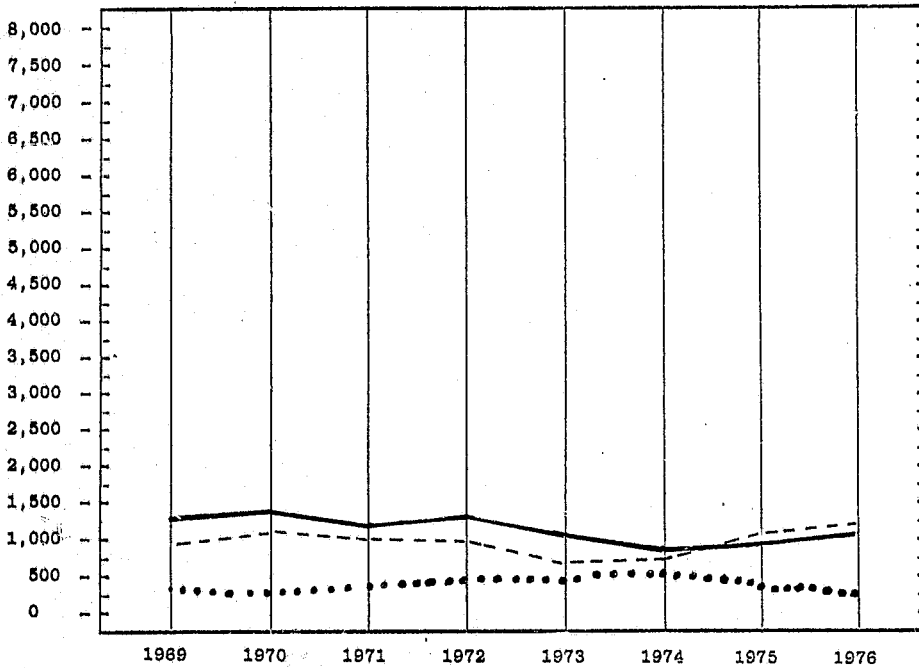


TOTAL CASELOAD			PENDING 12/31
YEAR	FILED	TERMINATED	
1969	1,757	1,402	355
1970	2,316	1,653	618
1971	2,137	1,535	602
1972	2,204	1,643	496
1973	2,469	1,729	740
1974	2,408	1,696	1,260
1975	2,751	2,729	1,482
1976	2,525	2,432	2,033

KEY:

FILED _____
 TERMINATED - - - - -
 PENDING

DEWEY COUNTY

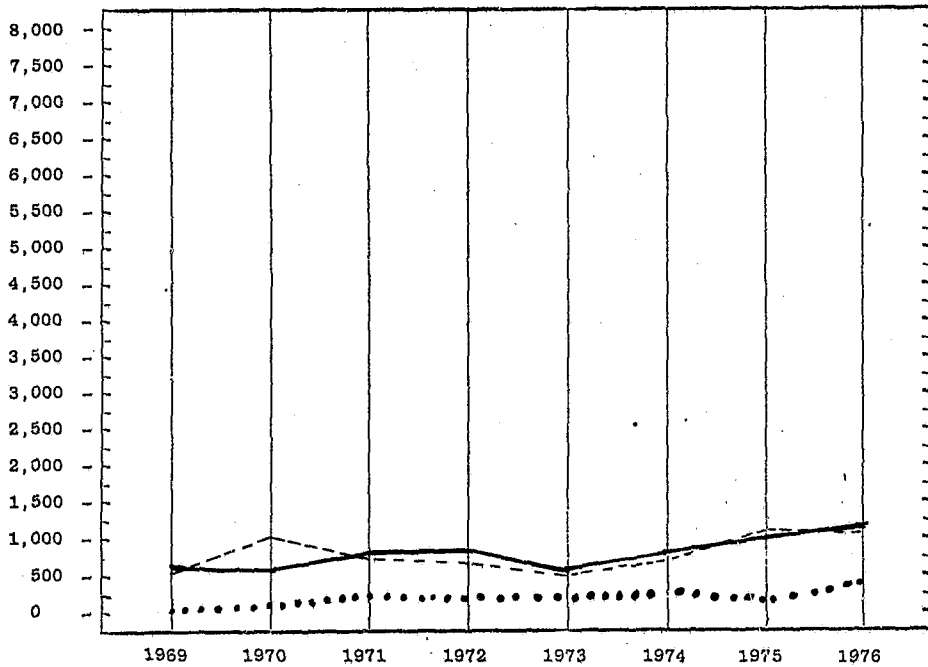


TOTAL CASELOAD			PENDING 12/31
YEAR	FILED	TERMINATED	
1969	1,254	945	309
1970	1,321	1,074	246
1971	1,129	983	348
1972	1,181	973	375
1973	834	712	496
1974	822	786	532
1975	858	1,067	323
1976	1,049	1,120	252

KEY:

FILED _____
 TERMINATED - - - - -
 PENDING

ELLIS COUNTY



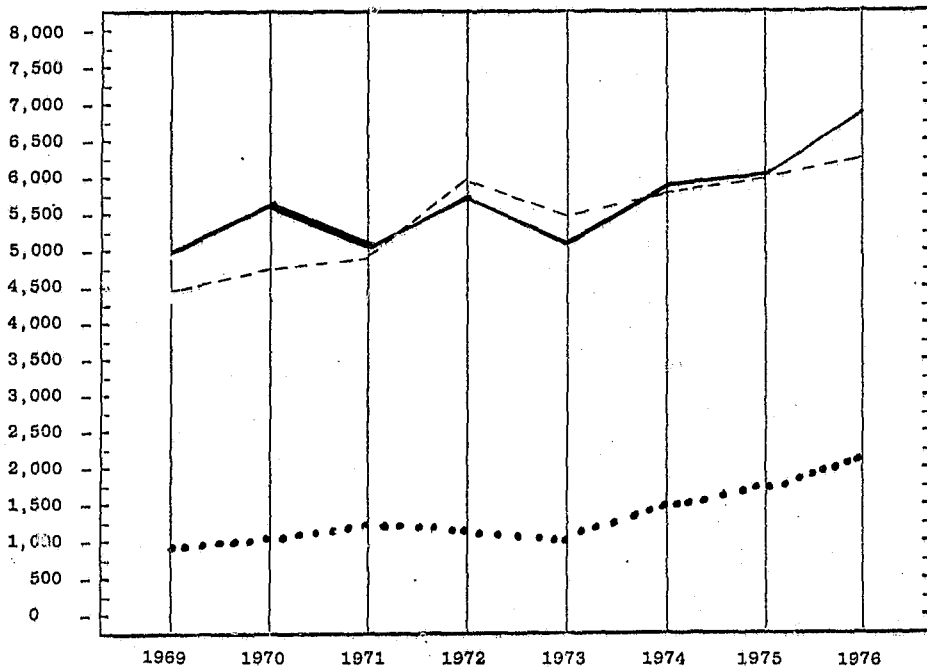
TOTAL CASELOAD

YEAR	FILED	TERMINATED	PENDING 12/31
1969	656	547	109
1970	578	998	221
1971	675	723	258
1972	701	719	241
1973	559	557	242
1974	727	712	259
1975	1,046	1,086	319
1976	1,197	1,106	310

KEY:

FILED ———
 TERMINATED - - - -
 PENDING

GARFIELD COUNTY



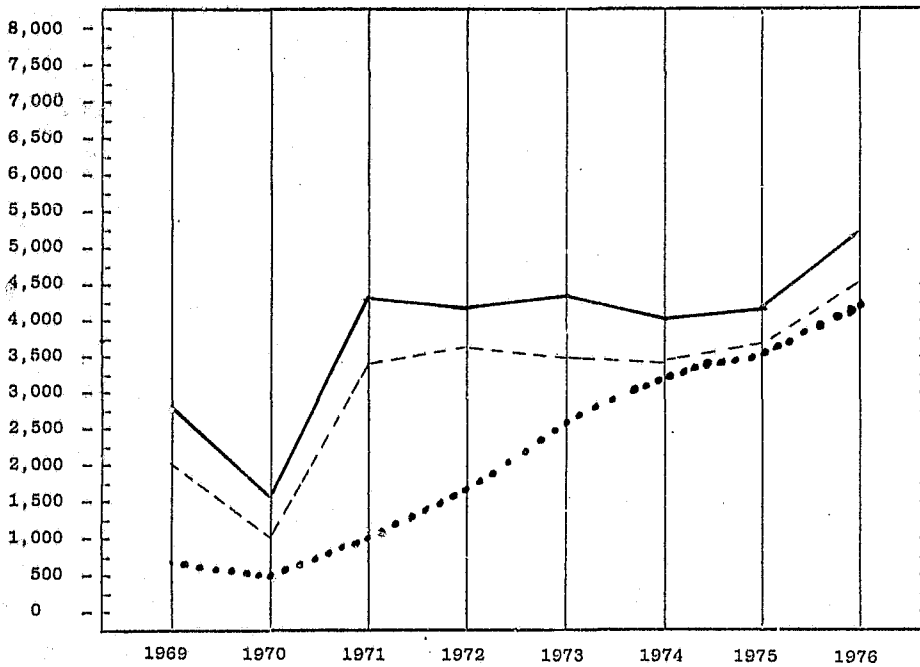
TOTAL CASELOAD

YEAR	FILED	TERMINATED	PENDING 12/31
1969	4,930	4,403	832
1970	5,646	4,707	998
1971	5,005	4,769	1,396
1972	5,745	5,805	1,336
1973	5,201	5,327	1,220
1974	5,766	5,505	1,482
1975	6,399	6,181	1,700
1976	6,847	6,278	2,269

KEY:

FILED ———
 TERMINATED - - - -
 PENDING

GARVIN COUNTY

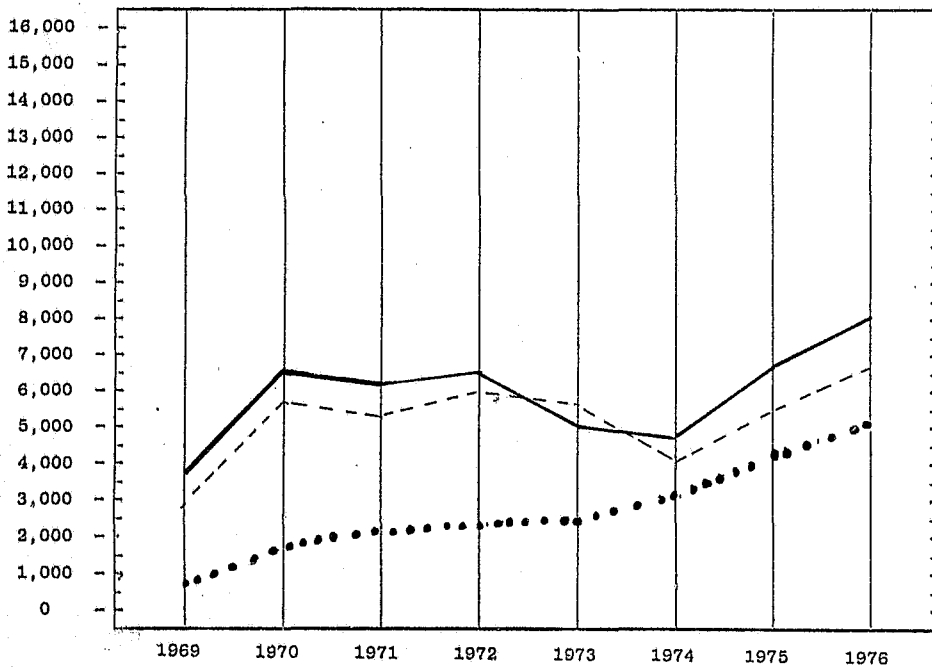


TOTAL CASELOAD			
YEAR	FILED	TERMINATED	PENDING 12/31
1969	2,783	2,094	689
1970	1,546	1,064	480
1971	4,425	3,421	1,020
1972	4,316	3,687	1,742
1973	4,358	3,456	2,789
1974	3,993	3,421	3,304
1975	4,003	3,701	3,606
1976	5,246	4,610	4,305

KEY:

FILED _____
 TERMINATED - - - - -
 PENDING

GRADY COUNTY

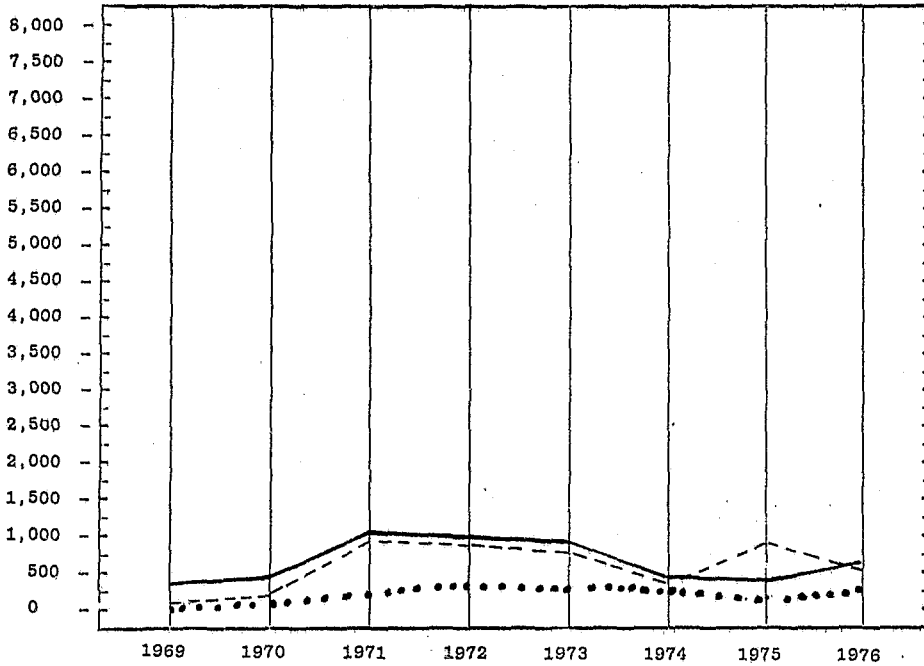


TOTAL CASELOAD			
YEAR	FILED	TERMINATED	PENDING 12/31
1969	3,660	2,876	689
1970	6,424	5,571	1,745
1971	5,872	5,326	2,071
1972	6,159	5,868	2,341
1973	4,918	5,855	2,387
1974	4,691	3,949	3,091
1975	6,321	5,256	4,335
1976	8,012	6,863	5,302

KEY:

FILED _____
 TERMINATED - - - - -
 PENDING

GRANT COUNTY

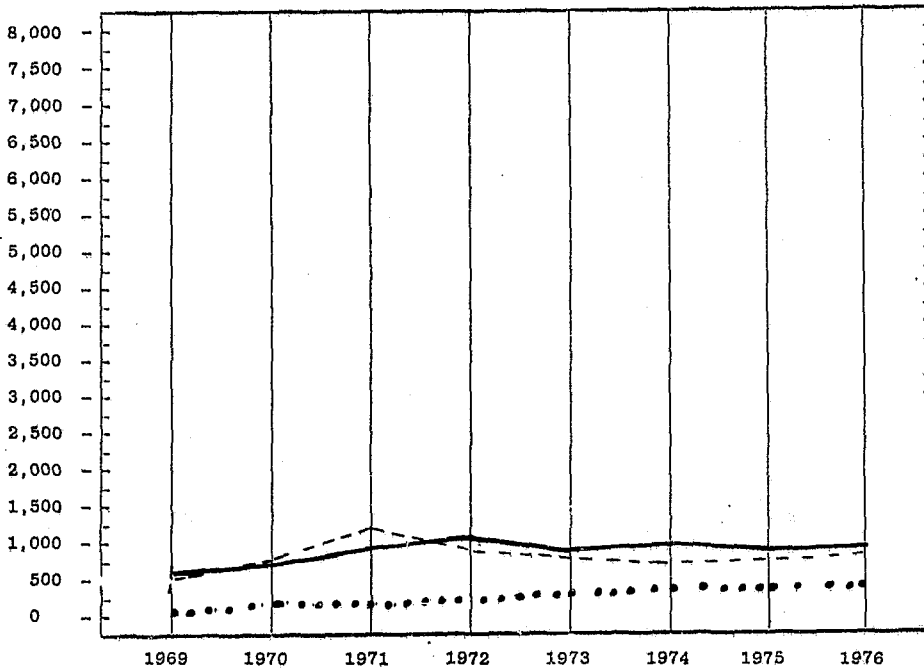


TOTAL CASELOAD			
YEAR	FILED	TERMINATED	PENDING 12/31
1969	273	138	134
1970	310	157	153
1971	1,225	1,042	185
1972	1,111	886	227
1973	1,107	812	288
1974	649	546	370
1975	604	836	218
1976	742	699	263

KEY:

FILED ———
 TERMINATED - - - -
 PENDING ·····


GREER COUNTY



TOTAL CASELOAD			
YEAR	FILED	TERMINATED	PENDING 12/31
1969	642	519	123
1970	669	726	201
1971	818	1,016	173
1972	920	881	211
1973	764	746	231
1974	575	548	257
1975	719	707	289
1976	893	873	285

KEY:

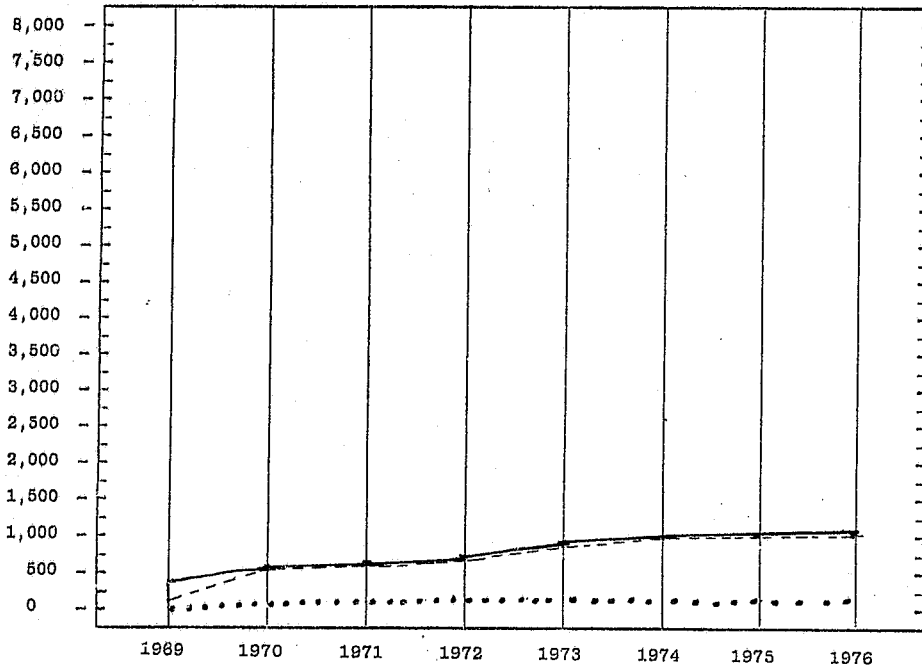
FILED ———
 TERMINATED - - - -
 PENDING ·····



CONTINUED

2 OF 5

HARMON COUNTY



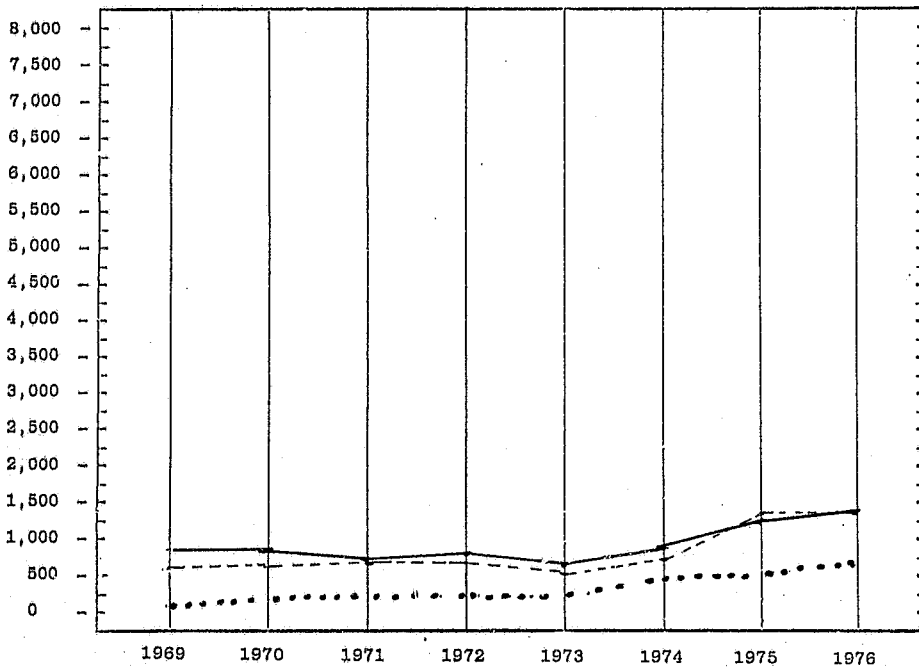
TOTAL CASELOAD

YEAR	FILED	TERMINATED	PENDING 12/31
1969	282	179	61
1970	580	515	73
1971	644	592	126
1972	773	746	154
1973	869	866	128
1974	929	922	129
1975	932	944	117
1976	948	963	103

KEY:

FILED ———
 TERMINATED - - - -
 PENDING

HARPER COUNTY



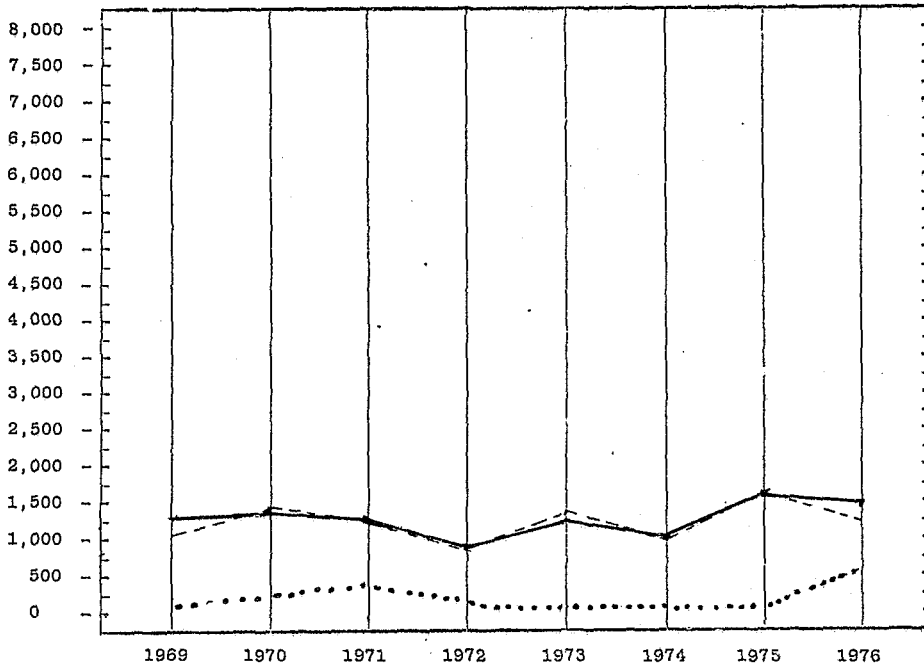
TOTAL CASELOAD

YEAR	FILED	TERMINATED	PENDING 12/31
1969	804	655	149
1970	838	688	273
1971	687	707	258
1972	763	764	263
1973	669	661	273
1974	894	775	388
1975	1,195	1,195	388
1976	1,246	1,233	399

KEY:

FILED ———
 TERMINATED - - - -
 PENDING

HASKELL COUNTY

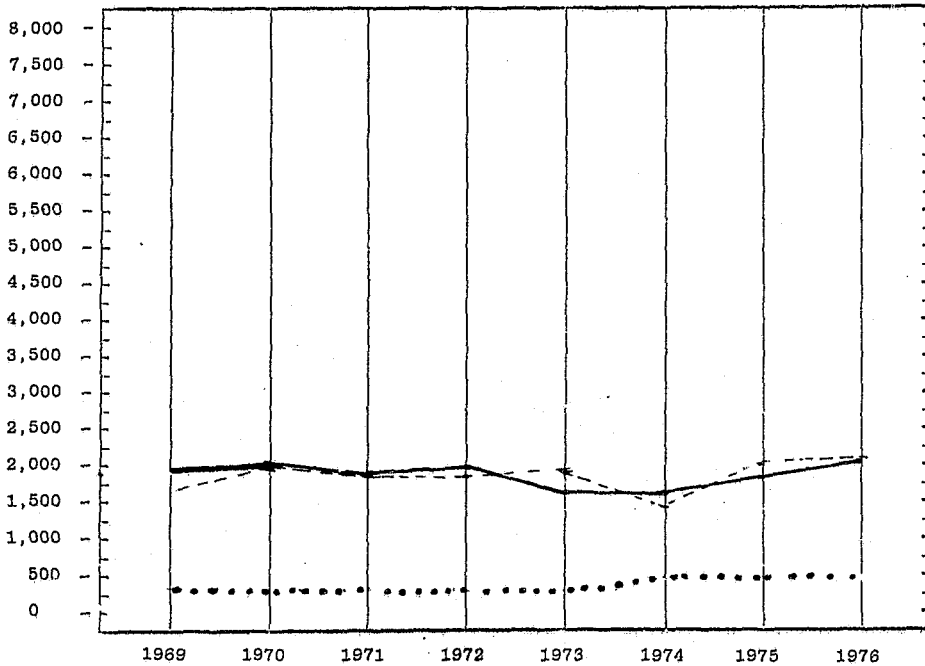


TOTAL CASELOAD

YEAR	FILED	TERMINATED	PENDING 12/31
1969	1,273	1,097	166
1970	1,391	1,304	239
1971	1,287	1,226	424
1972	994	1,048	368
1973	1,244	1,300	311
1974	1,198	1,120	341
1975	1,661	1,695	307
1976	1,484	1,299	575

KEY:
 FILED _____
 TERMINATED - - - - -
 PENDING

HUGHES COUNTY

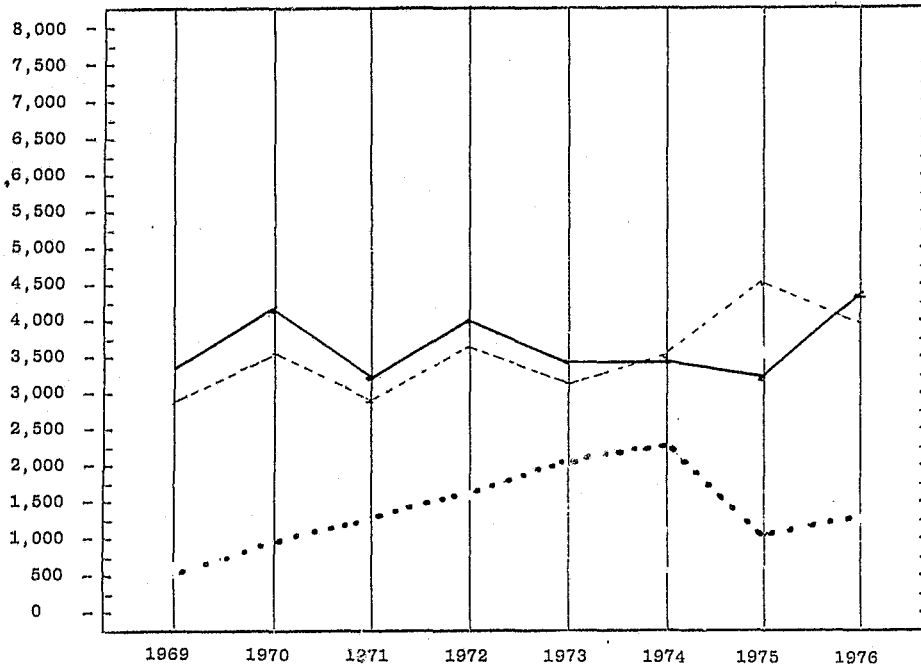


TOTAL CASELOAD

YEAR	FILED	TERMINATED	PENDING 12/31
1969	1,967	1,677	290
1970	2,055	1,815	240
1971	1,888	1,847	284
1972	1,966	1,959	255
1973	1,623	1,499	308
1974	1,630	1,456	490
1975	1,877	1,988	379
1976	1,969	1,986	362

KEY:
 FILED _____
 TERMINATED - - - - -
 PENDING

JACKSON COUNTY

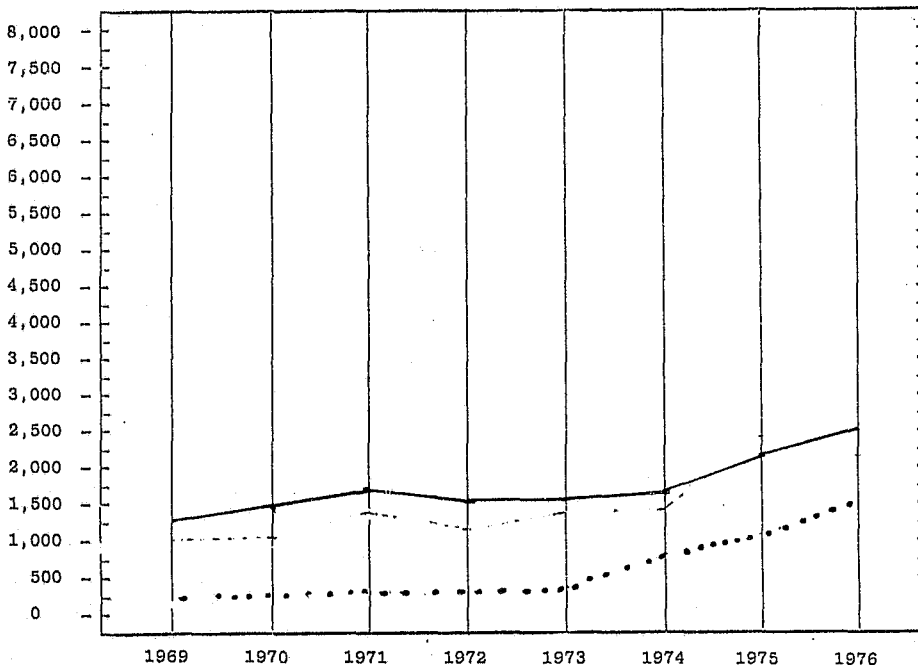


TOTAL CASELOAD			
YEAR	FILED	TERMINATED	PENDING 12/31
1969	3,378	2,856	523
1970	4,189	3,588	976
1971	3,260	2,855	1,292
1972	3,994	3,636	1,644
1973	3,554	3,186	2,010
1974	3,533	3,416	2,109
1975	3,255	4,328	1,036
1976	4,343	4,088	1,293

KEY:

FILED —————
 TERMINATED - - - - -
 PENDING

JEFFERSON COUNTY

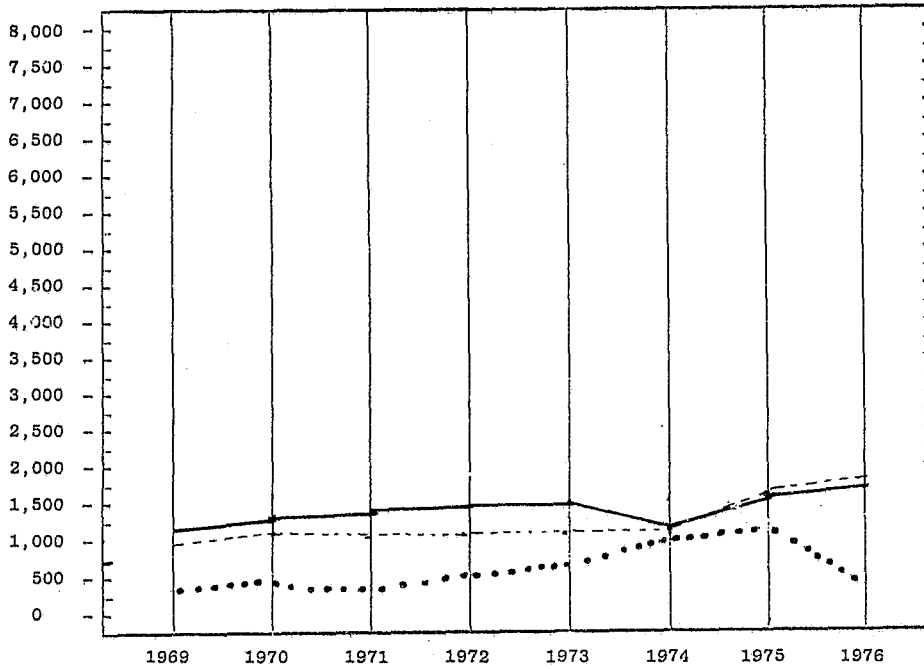


TOTAL CASELOAD			
YEAR	FILED	TERMINATED	PENDING 12/31
1969	1,212	1,039	173
1970	1,303	1,052	251
1971	1,687	1,393	264
1972	1,366	1,143	270
1973	1,397	1,222	440
1974	1,493	1,237	691
1975	2,608	2,272	1,027
1976	2,257	2,089	1,195

KEY:

FILED —————
 TERMINATED - - - - -
 PENDING

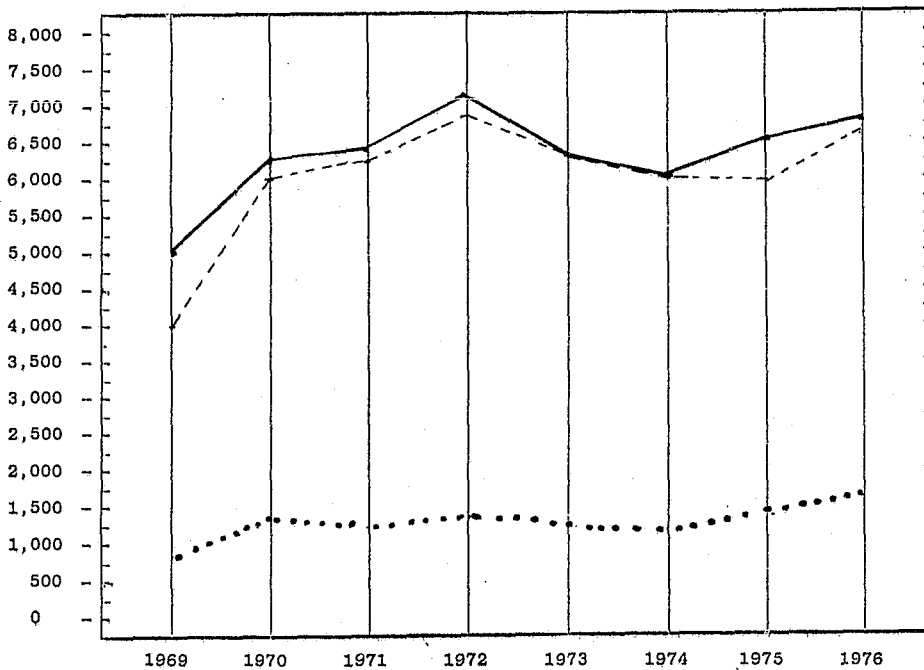
JOHNSTON COUNTY



YEAR	TOTAL CASELOAD		PENDING 12/31
	FILED	TERMINATED	
1969	1,082	816	295
1970	1,297	854	434
1971	1,369	1,024	363
1972	1,422	1,084	525
1973	1,473	1,051	601
1974	1,280	1,038	818
1975	1,592	1,561	849
1976	1,696	2,236	306

KEY:
 FILED —————
 TERMINATED - - - - -
 PENDING

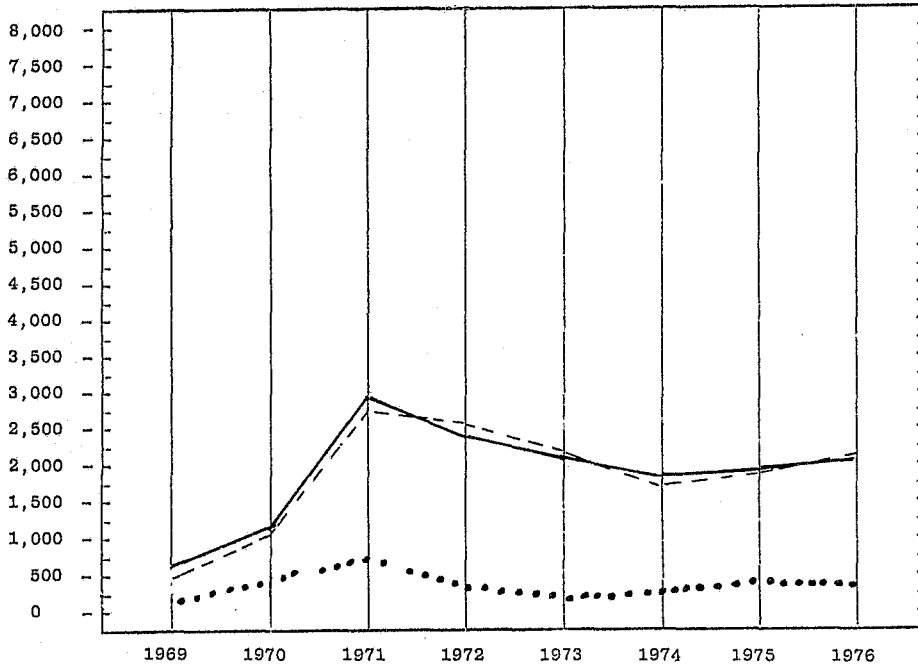
KAY COUNTY



YEAR	TOTAL CASELOAD		PENDING 12/31
	FILED	TERMINATED	
1969	4,951	4,066	885
1970	6,293	5,986	1,380
1971	6,300	6,273	1,253
1972	7,120	6,813	1,363
1973	6,490	6,462	1,240
1974	6,073	6,155	1,158
1975	6,427	6,086	1,499
1976	6,784	6,608	1,676

KEY:
 FILED —————
 TERMINATED - - - - -
 PENDING

KINGFISHER COUNTY

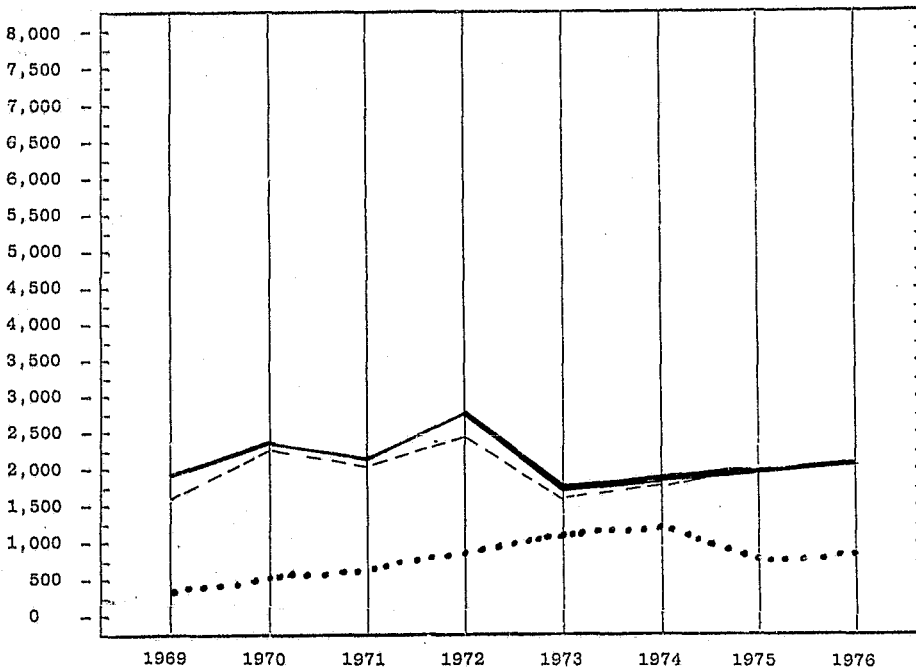


TOTAL CASELOAD			
YEAR	FILED	TERMINATED	PENDING 12/31
1969	715	490	225
1970	1,192	1,027	429
1971	2,878	2,753	539
1972	2,357	2,410	363
1973	1,849	1,886	328
1974	1,734	1,678	374
1975	1,961	1,924	411
1976	2,122	2,148	388

KEY:

FILED _____
 TERMINATED - - - - -
 PENDING

KIOWA COUNTY

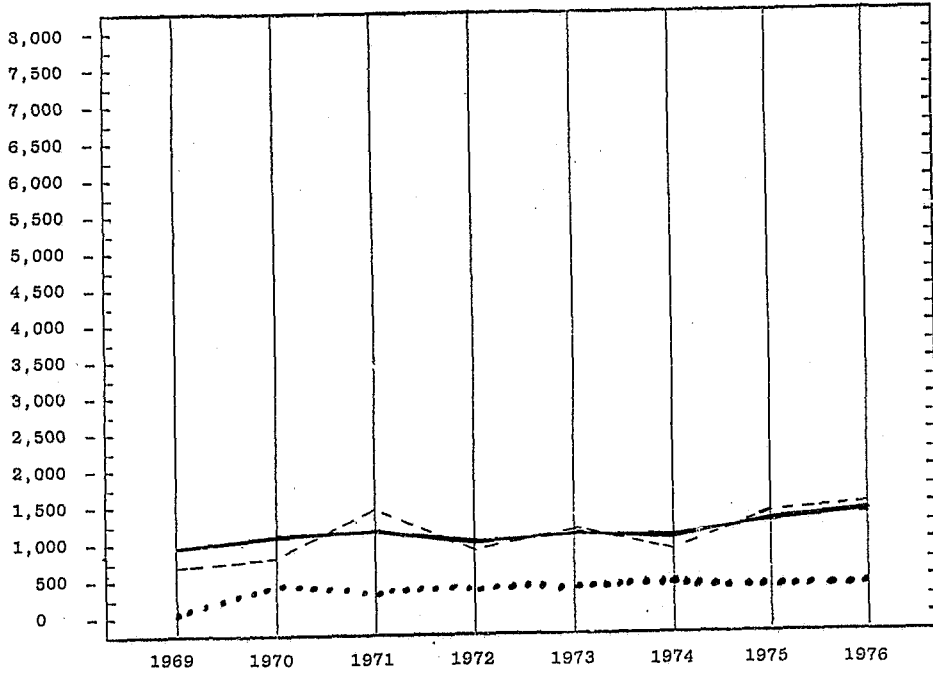


TOTAL CASELOAD			
YEAR	FILED	TERMINATED	PENDING 12/31
1969	1,851	1,572	290
1970	2,343	2,148	415
1971	2,100	1,869	660
1972	2,637	2,294	830
1973	1,540	1,333	1,015
1974	1,688	1,609	1,093
1975	1,762	2,177	678
1976	2,127	2,035	770

KEY:

FILED _____
 TERMINATED - - - - -
 PENDING

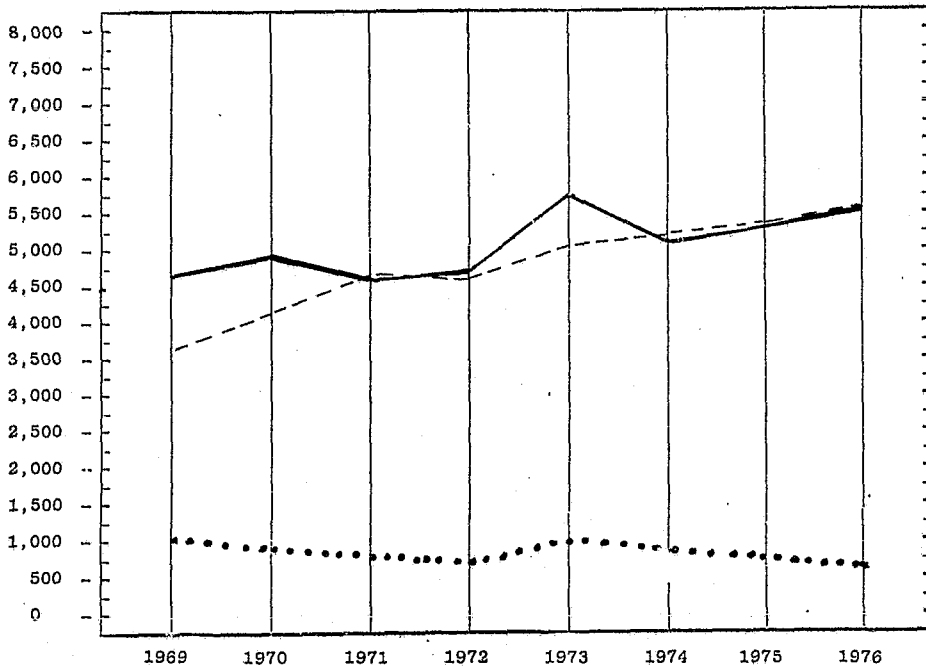
LATIMER COUNTY



TOTAL CASELOAD			
YEAR	FILED	TERMINATED	PENDING 12/31
1969	921	743	180
1970	1,100	760	390
1971	1,243	1,372	241
1972	936	820	270
1973	985	989	335
1974	981	908	408
1975	1,272	1,295	385
1976	1,292	1,298	379

KEY:
 FILED —————
 TERMINATED - - - - -
 PENDING

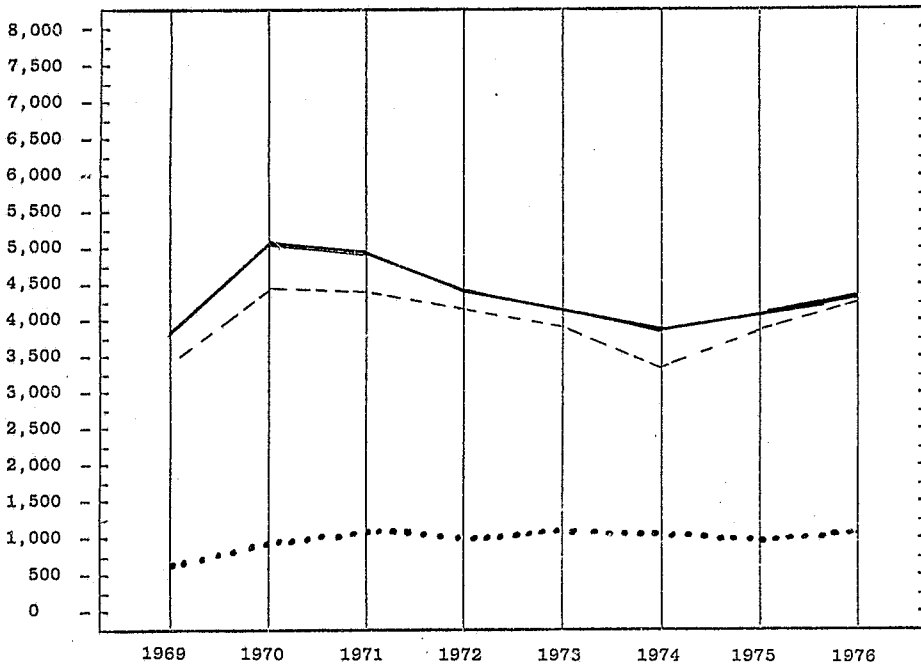
LeFLORE COUNTY



TOTAL CASELOAD			
YEAR	FILED	TERMINATED	PENDING 12/31
1969	4,660	3,586	1,075
1970	4,837	4,203	831
1971	4,506	4,584	701
1972	4,652	4,637	697
1973	5,685	5,213	1,233
1974	5,182	5,358	1,040
1975	5,473	5,540	873
1976	5,594	5,627	936

KEY:
 FILED —————
 TERMINATED - - - - -
 PENDING

LINCOLN COUNTY



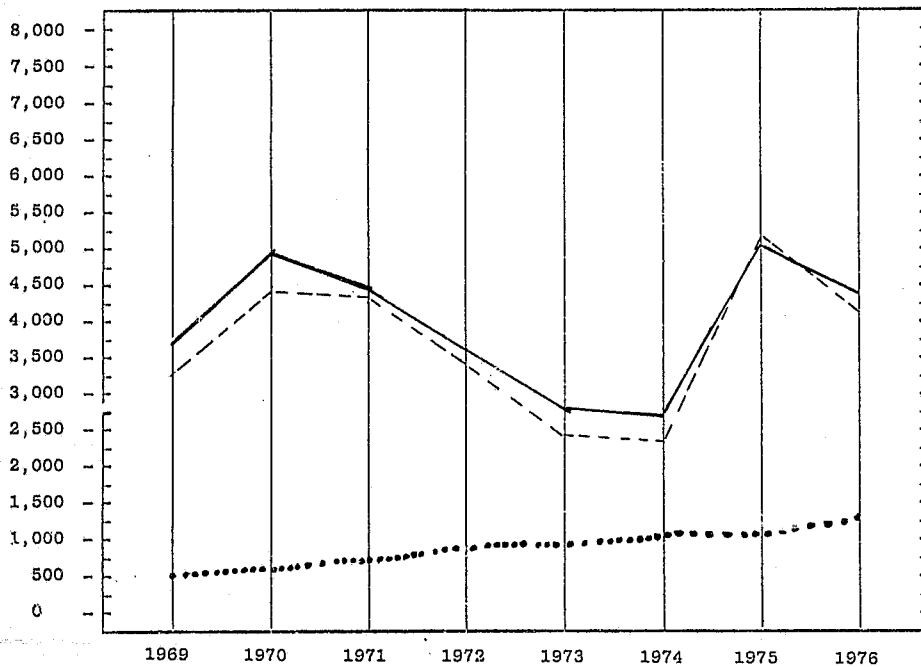
TOTAL CASELOAD

YEAR	FILED	TERMINATED	PENDING 12/31
1969	3,834	3,262	577
1970	5,004	4,446	978
1971	4,763	4,385	1,224
1972	4,443	4,093	1,064
1973	4,132	3,808	1,094
1974	3,591	3,506	1,193
1975	4,042	1,176	1,059
1976	4,873	4,755	1,177

KEY:

FILED —————
 TERMINATED - - - - -
 PENDING

LOGAN COUNTY



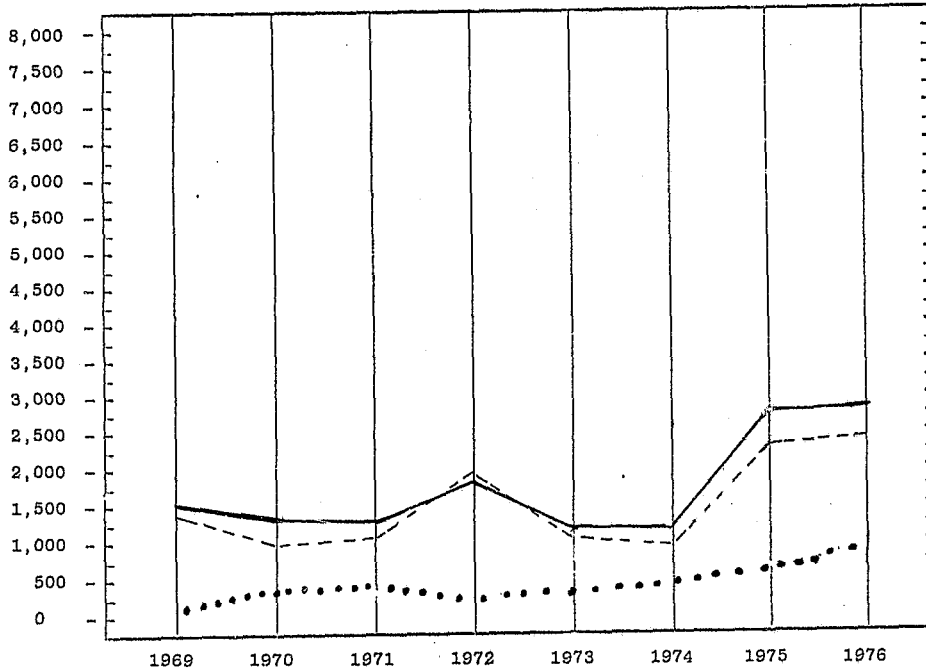
TOTAL CASELOAD

YEAR	FILED	TERMINATED	PENDING 12/31
1969	3,714	3,260	531
1970	4,941	4,369	572
1971	4,462	4,317	717
1972	3,516	3,445	754
1973	2,704	2,487	886
1974	2,667	2,461	1,091
1975	5,213	5,253	1,051
1976	4,769	4,465	1,353

KEY:

FILED —————
 TERMINATED - - - - -
 PENDING

LOVE COUNTY

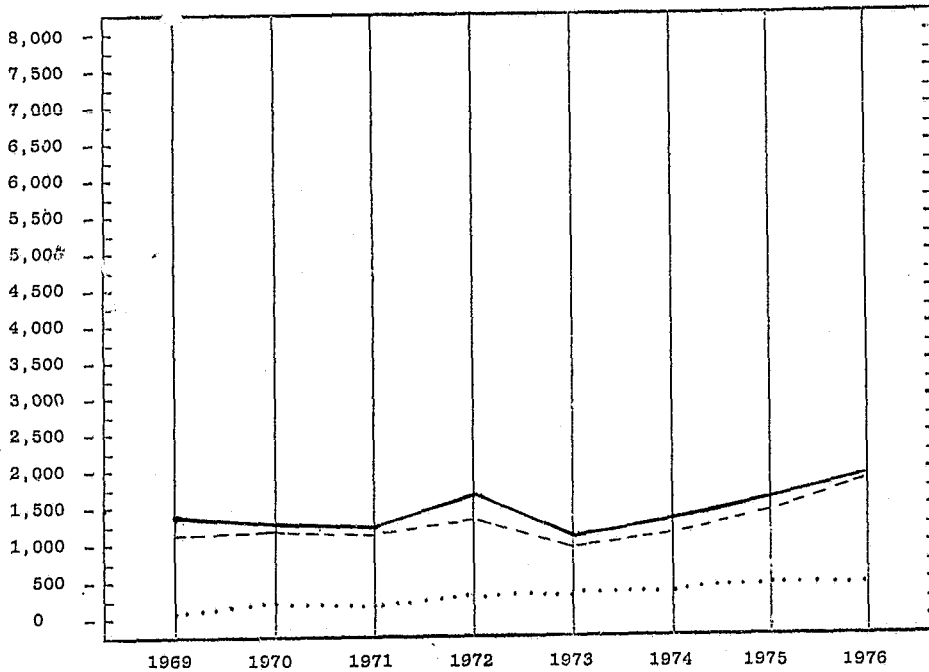


TOTAL CASELOAD			
YEAR	FILED	TERMINATED	PENDING 12/31
1969	1,572	1,429	139
1970	1,388	1,109	324
1971	1,318	1,205	333
1972	1,800	1,982	162
1973	1,389	1,278	166
1974	1,183	935	414
1975	2,576	2,367	623
1976	2,582	2,412	830

KEY:

FILED —————
 TERMINATED - - - - -
 PENDING

MAJOR COUNTY

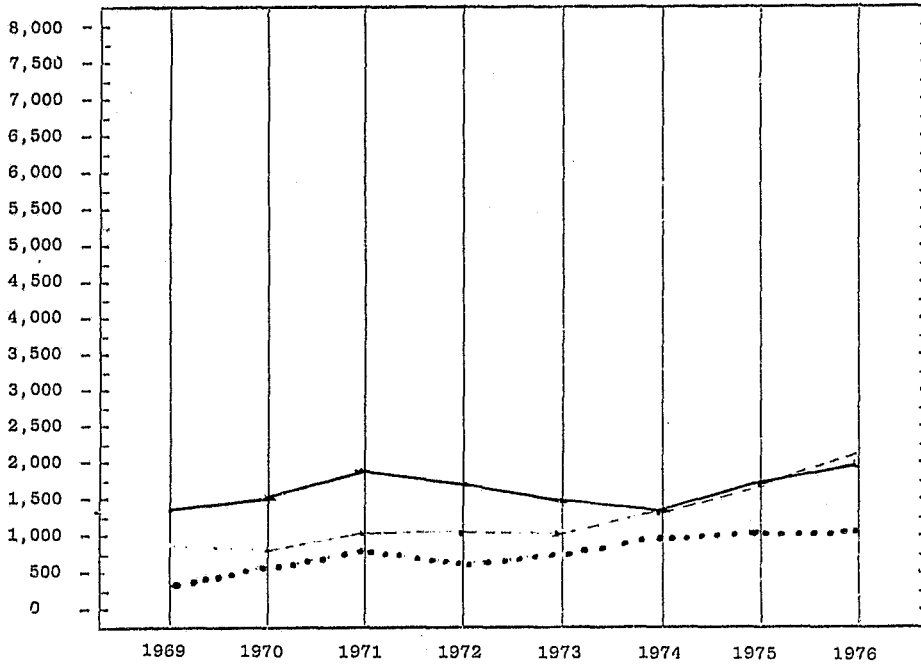


TOTAL CASELOAD			
YEAR	FILED	TERMINATED	PENDING 12/31
1969	1,439	1,234	147
1970	1,375	1,331	206
1971	1,357	1,261	250
1972	1,635	1,479	280
1973	1,201	1,045	280
1974	1,353	1,298	320
1975	1,669	1,574	424
1976	1,973	1,898	499

KEY:

FILED —————
 TERMINATED - - - - -
 PENDING

MARSHALL COUNTY



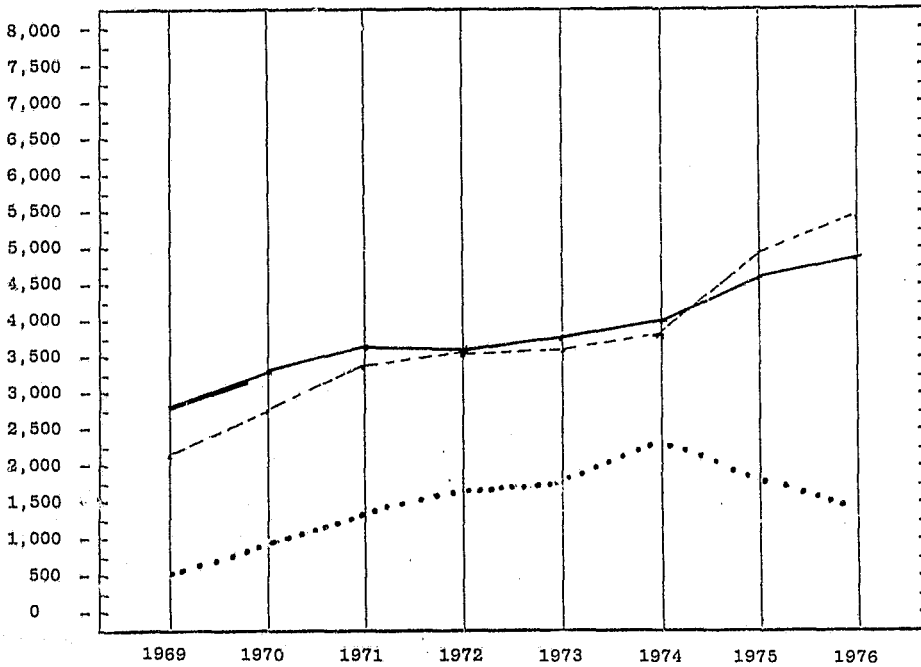
TOTAL CASELOAD

YEAR	FILED	TERMINATED	PENDING 12/31
1969	1,320	938	384
1970	1,535	864	652
1971	1,910	1,075	720
1972	1,732	1,076	683
1973	1,565	1,074	752
1974	1,445	1,333	860
1975	1,782	1,767	875
1976	1,938	1,972	841

KEY:

FILED —————
 TERMINATED - - - - -
 PENDING

MAYES COUNTY



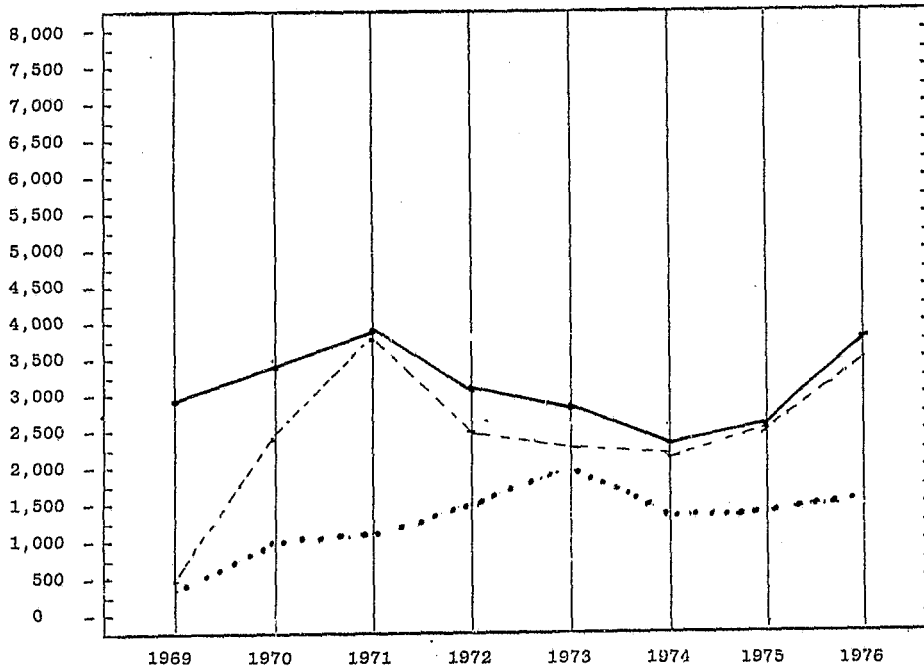
TOTAL CASELOAD

YEAR	FILED	TERMINATED	PENDING 12/31
1969	2,713	2,178	535
1970	3,253	2,647	853
1971	3,678	3,294	1,249
1972	3,602	3,345	1,506
1973	3,693	3,474	1,725
1974	3,942	3,537	2,130
1975	4,635	4,881	1,884
1976	4,891	5,307	1,468

KEY:

FILED —————
 TERMINATED - - - - -
 PENDING

Mc CLAIN COUNTY

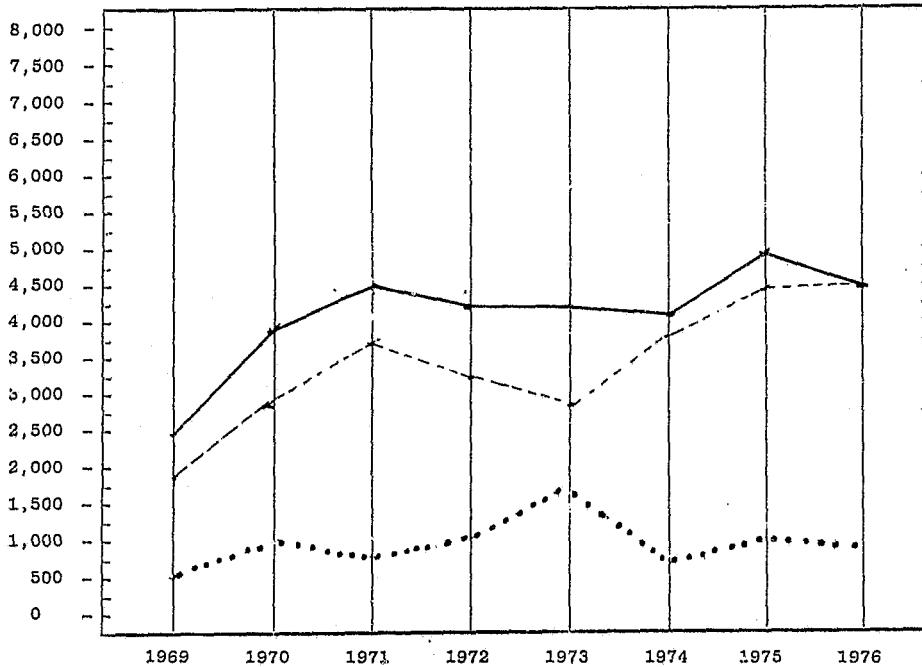


TOTAL CASELOAD			
YEAR	FILED	TERMINATED	PENDING 12/31
1969	2,849	478	442
1970	3,361	2,370	1,043
1971	3,882	3,751	1,115
1972	3,143	2,546	1,486
1973	2,912	2,363	2,087
1974	2,467	2,316	1,332
1975	2,687	2,691	1,328
1976	3,715	3,532	1,517

KEY:

FILED —————
 TERMINATED - - - - -
 PENDING

Mc CURTAIN COUNTY

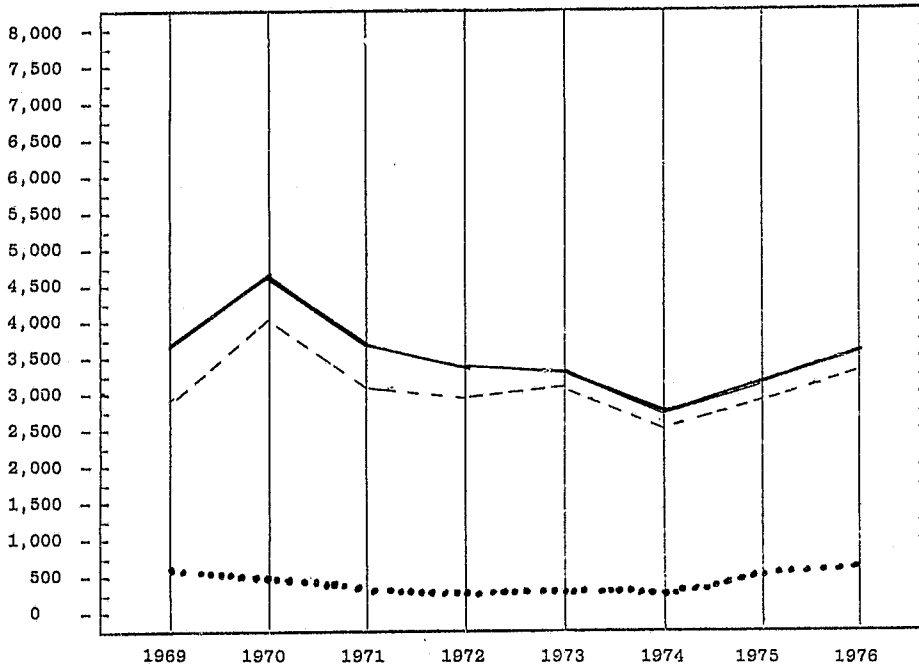


TOTAL CASELOAD			
YEAR	FILED	TERMINATED	PENDING 12/31
1969	2,405	1,868	538
1970	3,826	2,799	1,036
1971	4,419	3,667	806
1972	4,291	3,254	1,037
1973	4,219	2,743	1,644
1974	4,136	3,761	657
1975	4,857	4,511	1,003
1976	4,551	4,595	959

KEY:

FILED —————
 TERMINATED - - - - -
 PENDING

McINTOSH COUNTY



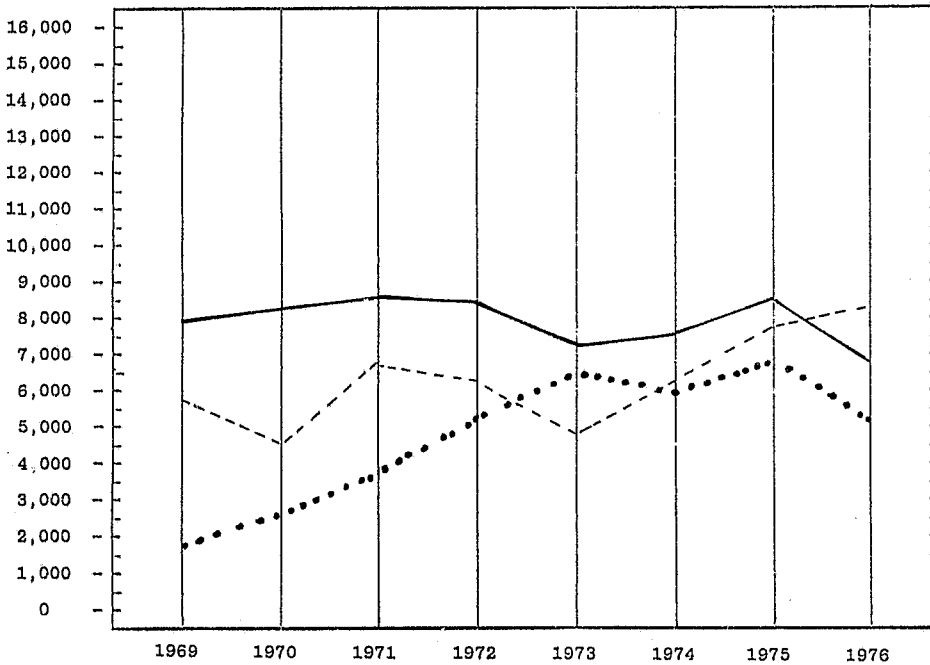
TOTAL CASELOAD

YEAR	FILED	TERMINATED	PENDING 12/31
1969	3,601	2,948	655
1970	4,649	4,007	642
1971	3,672	3,201	472
1972	3,376	2,958	423
1973	3,263	3,269	432
1974	2,513	2,502	424
1975	3,210	3,026	608
1976	3,554	3,422	740

KEY:

FILED ———
 TERMINATED - - - -
 PENDING

MUSKOGEE COUNTY



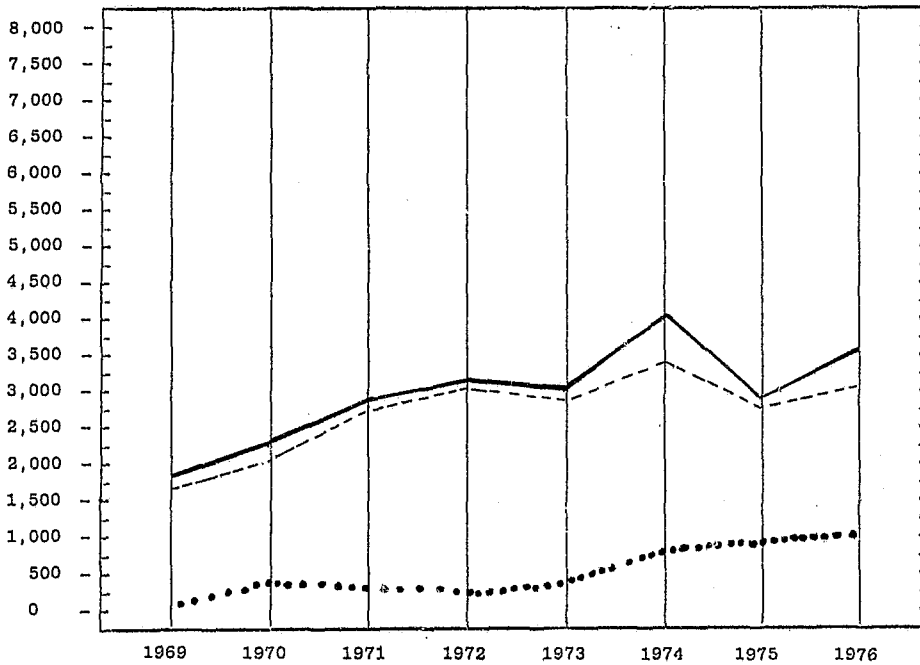
TOTAL CASELOAD

YEAR	FILED	TERMINATED	PENDING 12/31
1969	7,490	5,722	1,784
1970	8,117	4,484	2,583
1971	8,441	6,563	3,282
1972	8,258	6,042	5,637
1973	7,332	4,967	7,044
1974	7,557	6,495	5,920
1975	8,858	7,844	6,934
1976	6,697	8,374	5,148

KEY:

FILED ———
 TERMINATED - - - -
 PENDING

MURRAY COUNTY

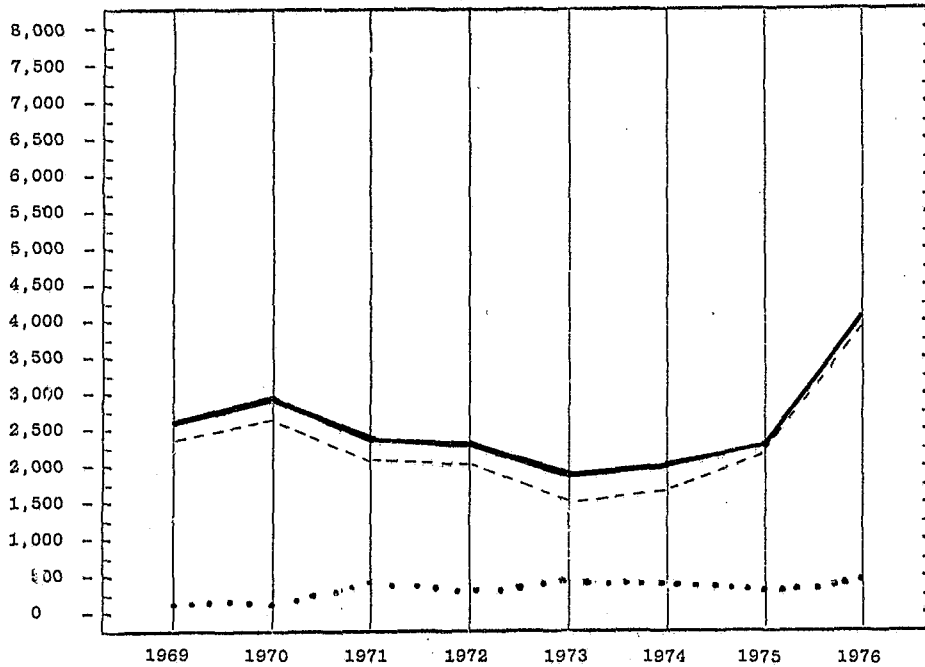


TOTAL CASELOAD

YEAR	FILED	TERMINATED	PENDING 12/31
1969	1,868	1,647	196
1970	2,257	1,883	414
1971	2,833	2,616	370
1972	3,197	2,954	286
1973	2,986	2,636	342
1974	4,023	3,415	860
1975	2,972	2,937	895
1976	3,593	3,296	1,161

KEY:
 FILED —————
 TERMINATED - - - - -
 PENDING

NOBLE COUNTY

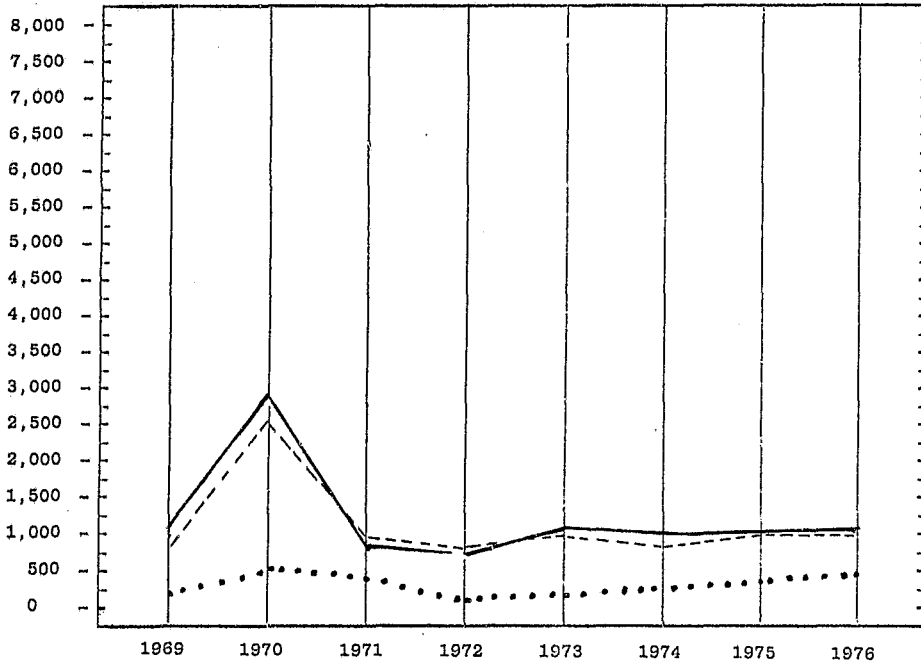


TOTAL CASELOAD

YEAR	FILED	TERMINATED	PENDING 12/31
1969	2,526	2,364	163
1970	2,796	2,716	158
1971	2,356	2,266	390
1972	2,211	2,130	365
1973	1,610	1,579	386
1974	1,781	1,733	382
1975	2,310	2,329	363
1976	4,133	4,009	483

KEY:
 FILED —————
 TERMINATED - - - - -
 PENDING

NOWATA COUNTY

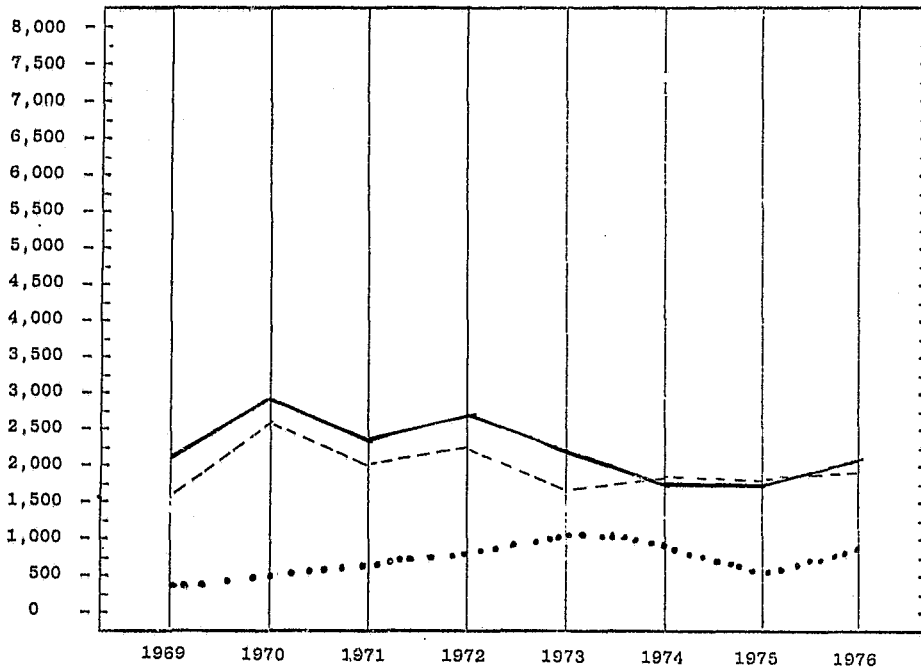


TOTAL CASELOAD			PENDING 12/31
YEAR	FILED	TERMINATED	
1969	983	781	235
1970	2,911	2,511	519
1971	880	983	416
1972	834	889	361
1973	1,034	1,025	370
1974	1,001	923	441
1975	1,284	1,269	456
1976	1,114	1,083	487

KEY:

FILED _____
 TERMINATED - - - - -
 PENDING

OKFUSKEE COUNTY

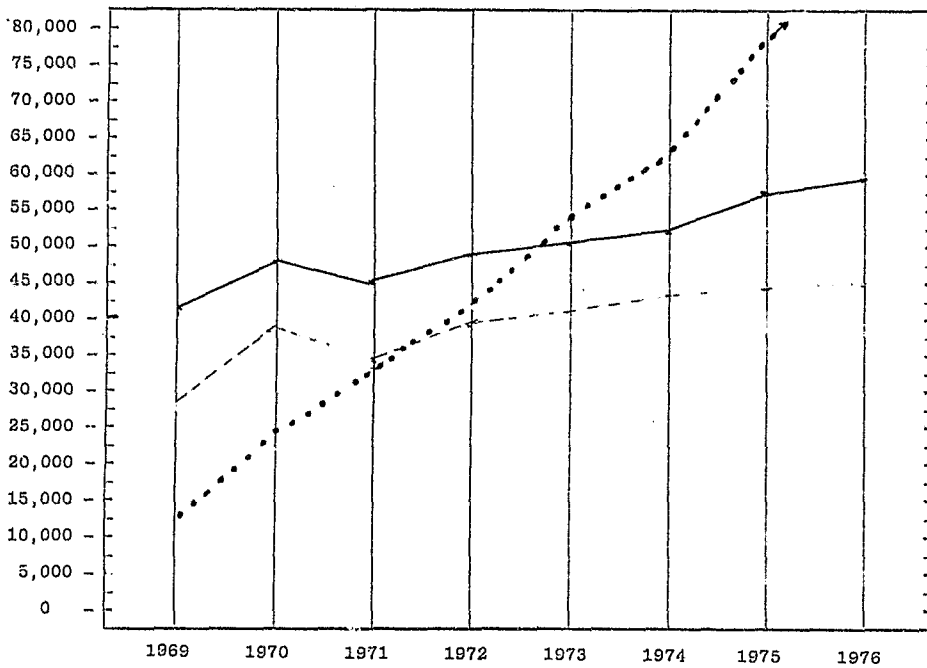


TOTAL CASELOAD			PENDING 12/31
YEAR	FILED	TERMINATED	
1969	2,097	1,679	418
1970	2,911	2,511	488
1971	2,292	2,242	496
1972	2,698	2,470	715
1973	1,957	1,778	894
1974	1,673	1,736	827
1975	1,049	1,799	677
1976	2,105	1,923	859

KEY:

FILED _____
 TERMINATED - - - - -
 PENDING

OKLAHOMA COUNTY



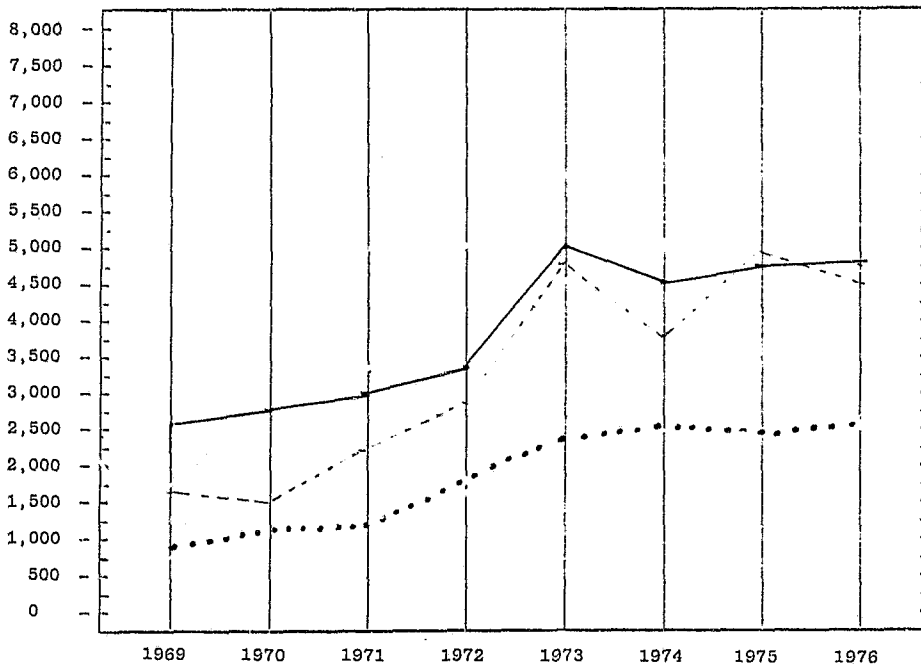
TOTAL CASELOAD

YEAR	FILED	TERMINATED	PENDING 12/31
1969	41,508	29,098	12,412
1970	47,714	37,219	23,525
1971	45,873	34,934	32,602
1972	48,028	38,506	41,447
1973	49,694	37,578	53,663
1974	54,096	40,163	62,722
1975	58,399	42,732	78,389
1976	59,979	44,298	94,070

KEY:

FILED _____
 TERMINATED - - - - -
 PENDING

OKMULGEE COUNTY



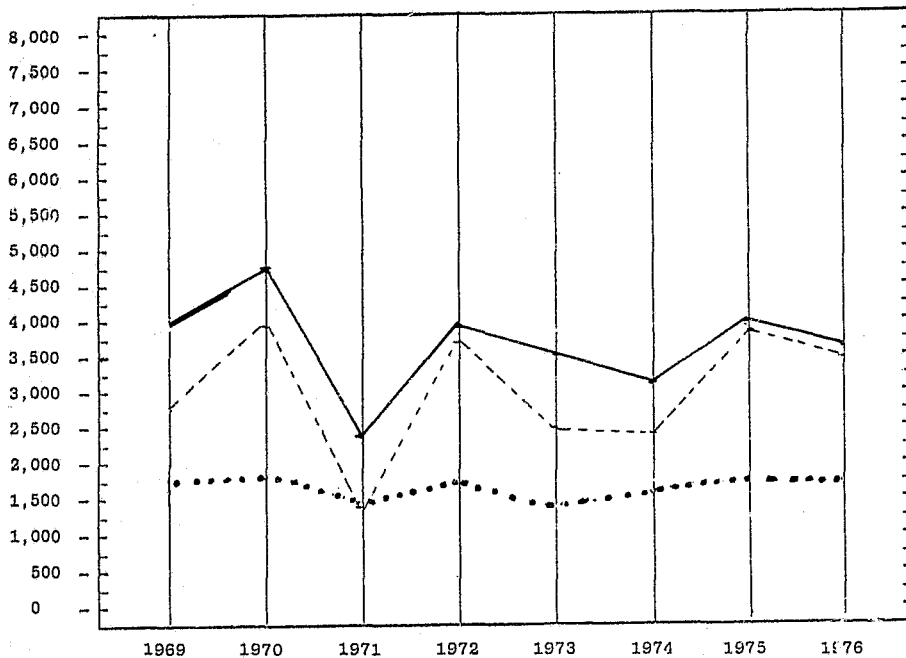
TOTAL CASELOAD

YEAR	FILED	TERMINATED	PENDING 12/31
1969	2,555	1,614	941
1970	2,791	1,534	1,123
1971	3,090	2,117	1,169
1972	3,348	2,876	1,786
1973	4,908	4,886	2,292
1974	4,596	3,791	2,300
1975	4,828	4,981	2,147
1976	4,808	4,642	2,313

KEY:

FILED _____
 TERMINATED - - - - -
 PENDING

OSAGE COUNTY



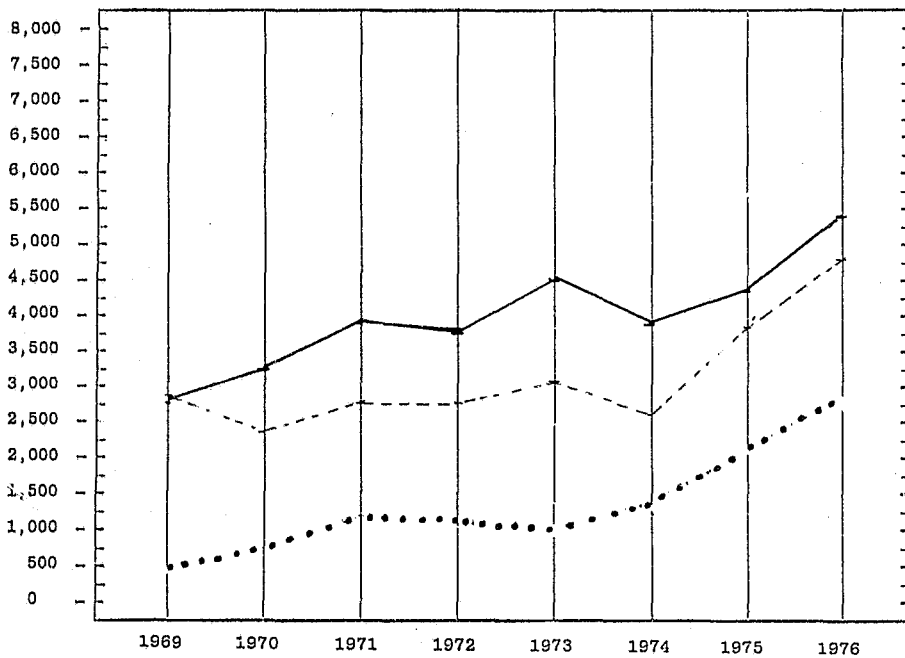
TOTAL CASELOAD

YEAR	FILED	TERMINATED	PENDING 12/31
1969	3,882	2,763	1,170
1970	4,780	3,812	1,785
1971	2,343	1,390	1,584
1972	3,993	3,656	1,729
1973	3,521	2,571	1,414
1974	3,104	2,465	1,651
1975	3,997	3,859	1,789
1976	3,654	3,695	1,738

KEY:

FILED ———
 TERMINATED - - - -
 PENDING

OTTAWA COUNTY



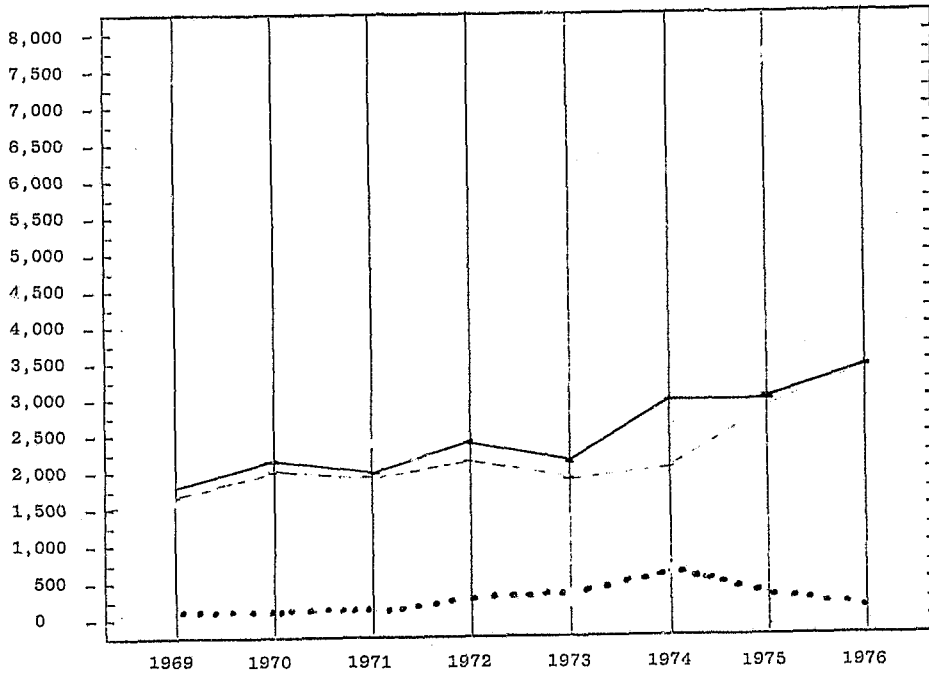
TOTAL CASELOAD

YEAR	FILED	TERMINATED	PENDING 12/31
1969	2,734	2,082	652
1970	3,255	2,337	724
1971	3,820	2,897	1,139
1972	3,784	2,732	1,205
1973	4,555	2,999	1,024
1974	3,807	2,684	1,431
1975	4,466	3,791	2,106
1976	5,320	4,710	2,756

KEY:

FILED ———
 TERMINATED - - - -
 PENDING

PAWNEE COUNTY

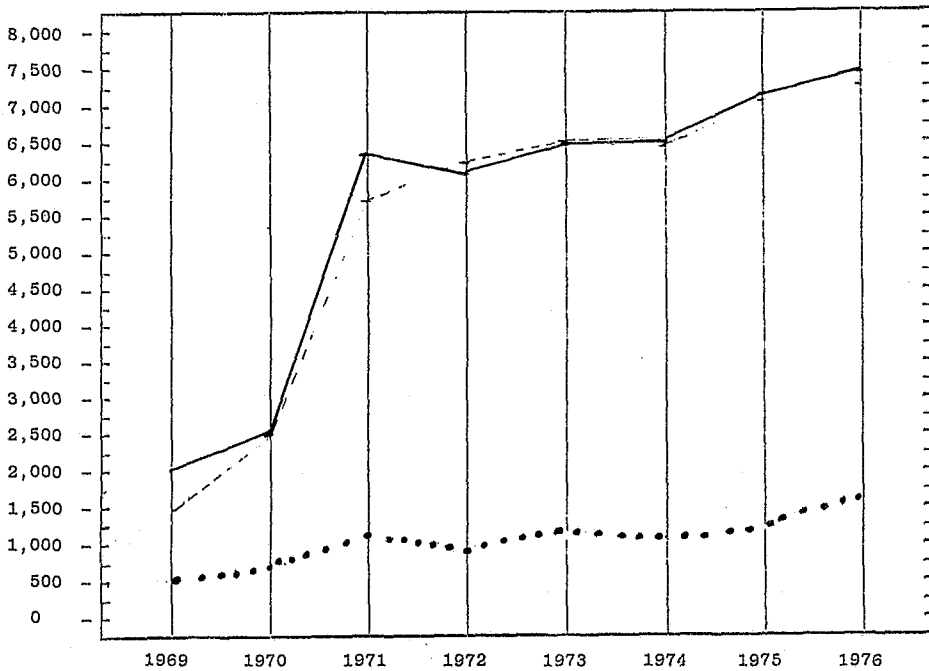


TOTAL CASELOAD

YEAR	FILED	TERMINATED	PENDING 12/31
1969	1,762	1,683	121
1970	2,126	1,982	115
1971	2,090	1,889	116
1972	2,359	2,137	240
1973	2,156	1,830	327
1974	2,633	2,048	595
1975	2,686	2,977	304
1976	3,472	3,546	47

KEY:
 FILED —————
 TERMINATED - - - - -
 PENDING

PAYNE COUNTY

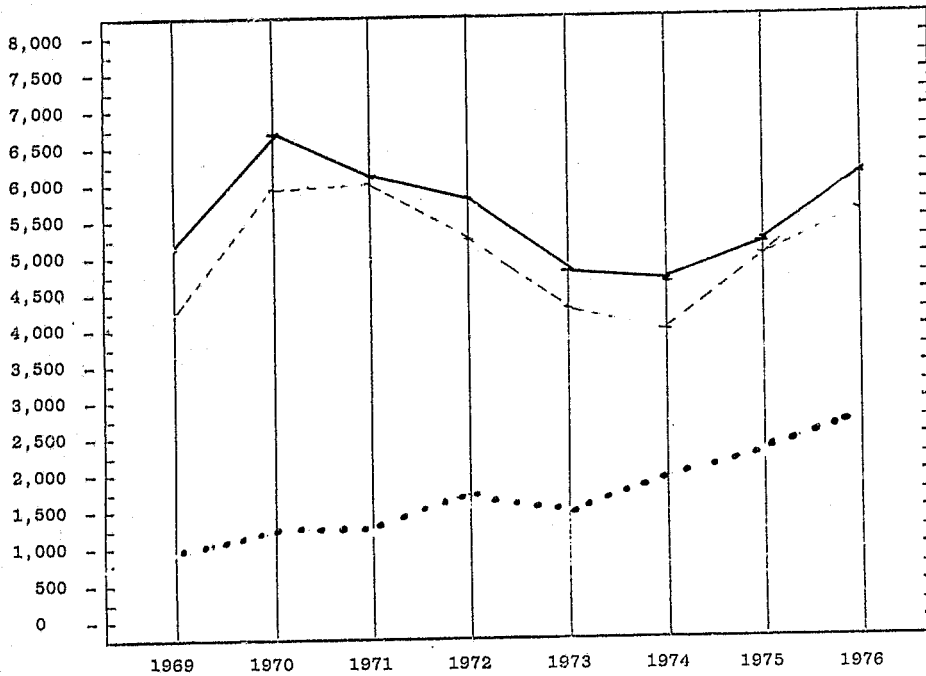


TOTAL CASELOAD

YEAR	FILED	TERMINATED	PENDING 12/31
1969	2,028	1,495	532
1970	2,517	2,245	682
1971	6,377	5,712	1,171
1972	6,175	6,299	827
1973	6,446	6,363	1,010
1974	6,492	6,564	943
1975	7,180	7,018	1,105
1976	7,487	7,222	1,370

KEY:
 FILED —————
 TERMINATED - - - - -
 PENDING

PITTSBURG COUNTY

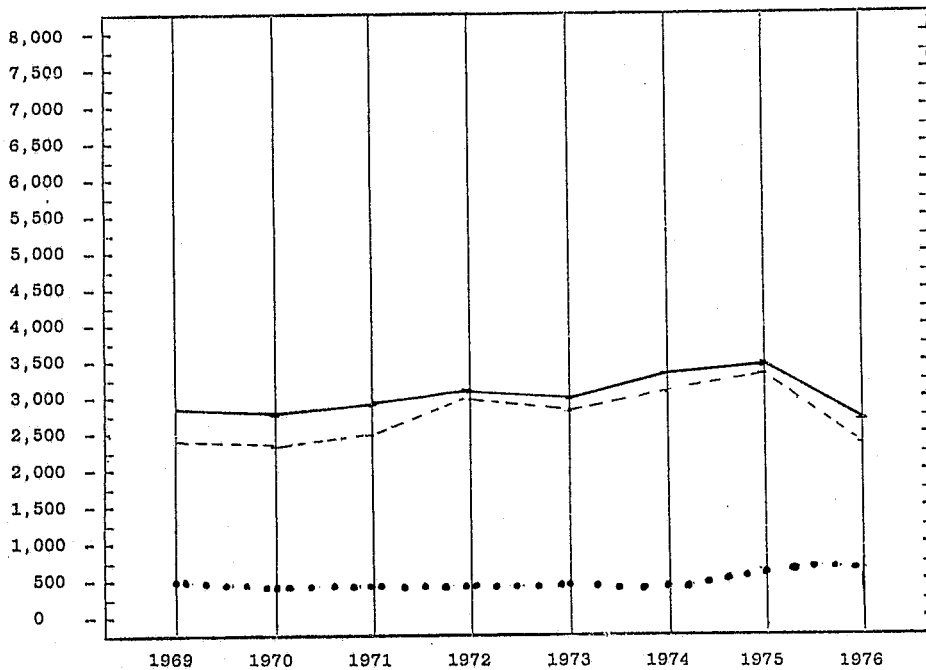


TOTAL CASELOAD			
YEAR	FILED	TERMINATED	PENDING 12/31
1969	5,172	4,236	936
1970	6,608	5,903	1,254
1971	6,127	6,142	1,259
1972	5,844	5,284	1,743
1973	4,705	4,421	1,534
1974	4,696	4,045	2,021
1975	5,295	5,023	2,293
1976	6,135	5,653	2,775

KEY:

FILED ———
 TERMINATED - - - -
 PENDING

PONTOTOC COUNTY

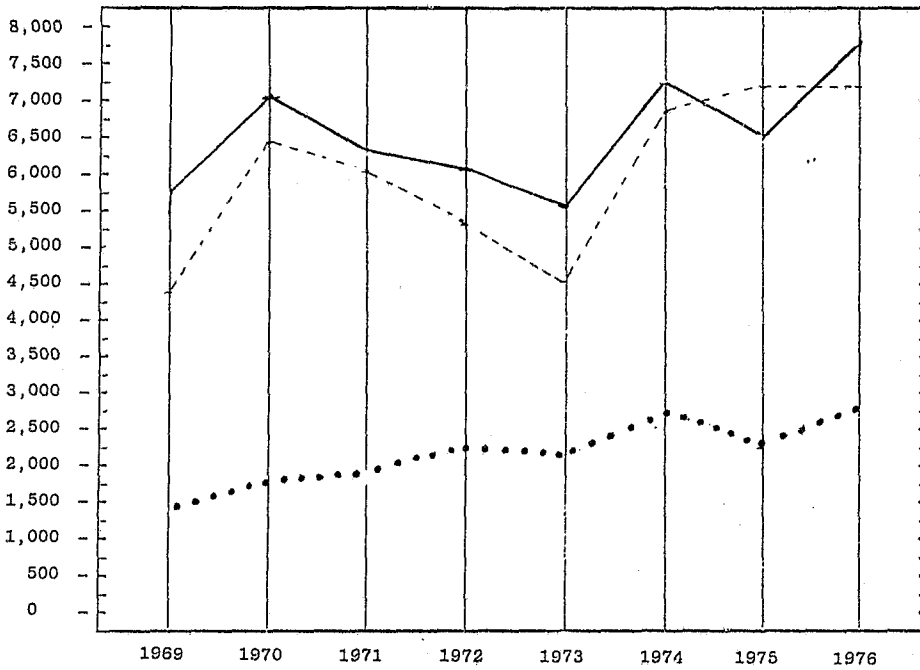


TOTAL CASELOAD			
YEAR	FILED	TERMINATED	PENDING 12/31
1969	2,805	2,315	490
1970	2,752	2,269	383
1971	2,886	2,457	429
1972	3,155	2,799	356
1973	3,030	2,653	366
1974	3,353	3,071	274
1975	3,423	3,386	311
1976	2,550	2,569	297

KEY:

FILED ———
 TERMINATED - - - -
 PENDING

POTTAWATOMIE COUNTY

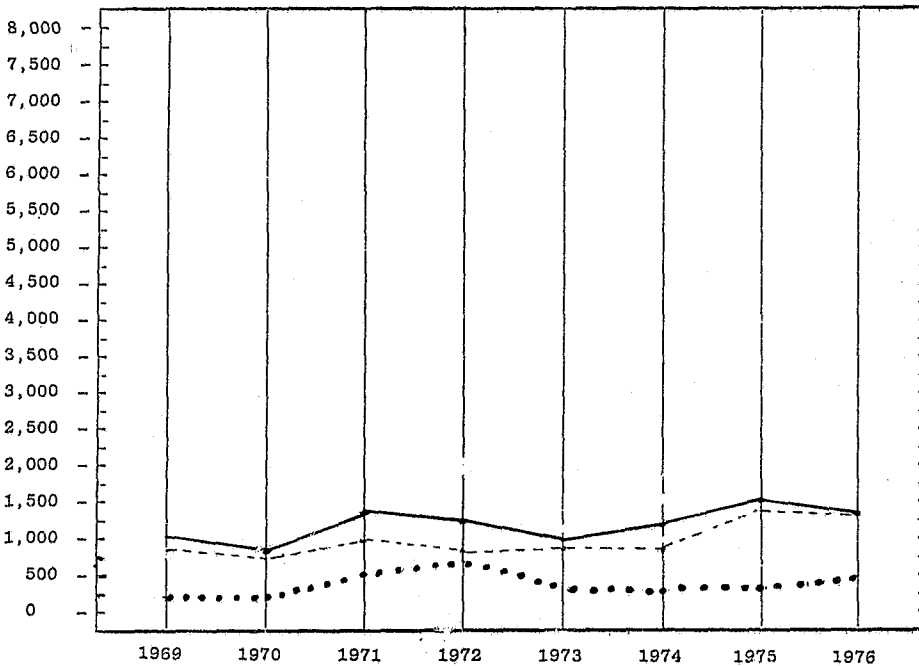


TOTAL CASELOAD			
YEAR	FILED	TERMINATED	PENDING 12/31
1969	5,643	4,305	1,333
1970	7,025	6,495	1,787
1971	6,379	6,084	1,836
1972	6,187	5,346	2,285
1973	5,616	4,652	2,182
1974	7,243	6,831	2,723
1975	6,653	7,156	2,220
1976	7,727	7,148	2,708

KEY:

FILED —————
 TERMINATED - - - - -
 PENDING

PUSHMATAHA COUNTY

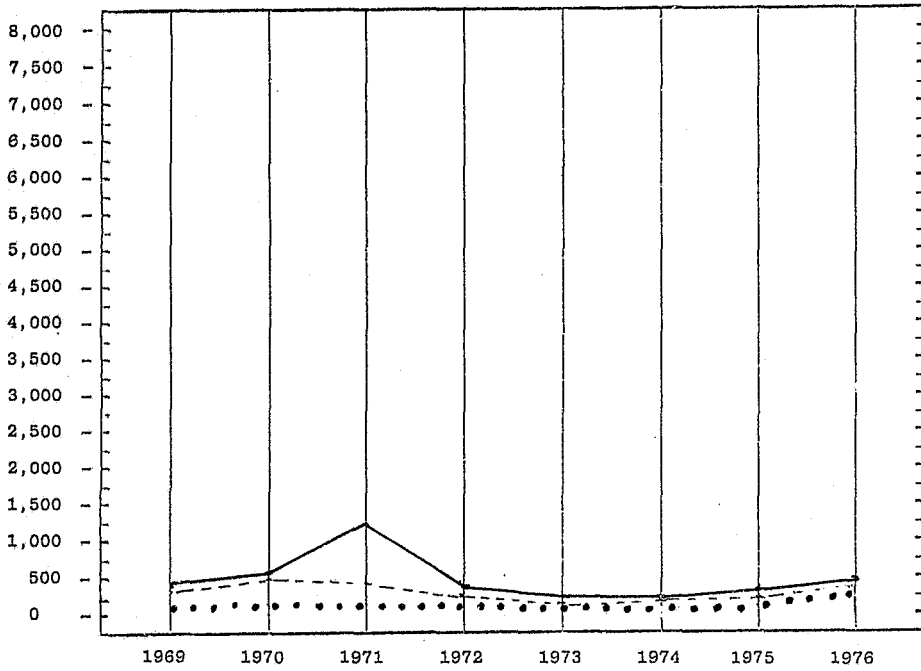


TOTAL CASELOAD			
YEAR	FILED	TERMINATED	PENDING 12/31
1969	1,077	809	277
1970	853	614	239
1971	1,350	986	526
1972	1,207	801	614
1973	1,119	963	312
1974	1,238	958	277
1975	1,537	1,477	367
1976	1,385	1,318	405

KEY:

FILED —————
 TERMINATED - - - - -
 PENDING

ROGER MILLS COUNTY

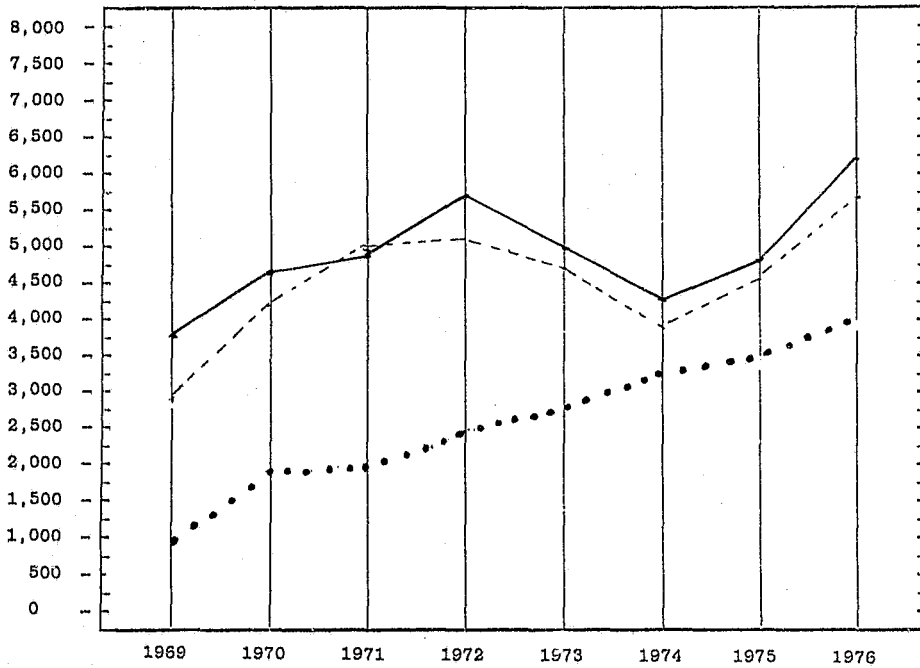


TOTAL CASELOAD			
YEAR	FILED	TERMINATED	PENDING 12/31
1969	421	366	55
1970	589	515	77
1971	1,212	474	57
1972	437	390	46
1973	380	356	51
1974	307	441	123
1975	468	469	122
1976	557	582	94

KEY:

FILED _____
 TERMINATED - - - - -
 PENDING

ROGERS COUNTY

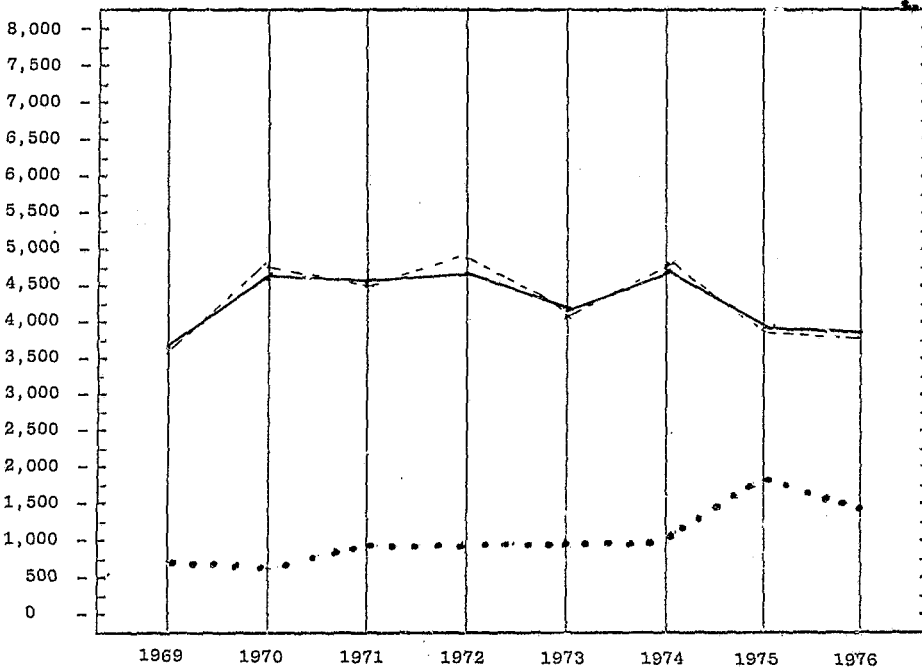


TOTAL CASELOAD			
YEAR	FILED	TERMINATED	PENDING 12/31
1969	3,727	2,950	857
1970	4,680	4,170	1,834
1971	4,964	4,944	1,854
1972	5,717	5,128	2,446
1973	5,050	4,701	2,795
1974	4,379	3,908	3,269
1975	4,851	4,641	3,479
1976	6,259	5,676	4,063

KEY:

FILED _____
 TERMINATED - - - - -
 PENDING

SEMINOLE COUNTY

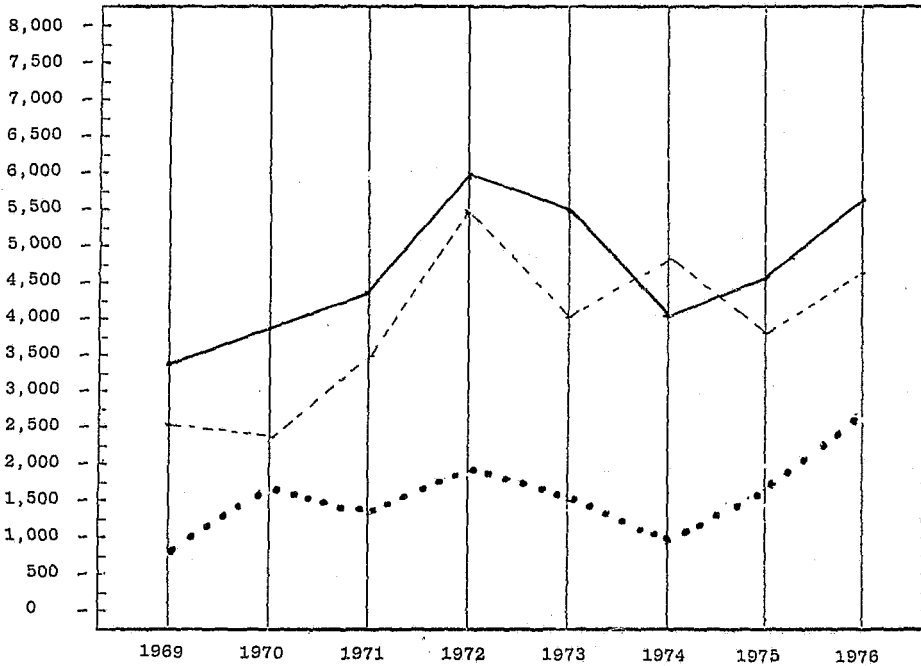


YEAR	TOTAL CASELOAD		PENDING 12/31
	FILED	TERMINATED	
1969	3,665	3,679	784
1970	4,671	4,769	638
1971	4,581	4,666	868
1972	4,736	4,761	838
1973	4,374	4,281	881
1974	4,589	4,789	999
1975	3,689	4,089	1,599
1976	3,936	4,018	1,480

KEY:

FILED ———
 TERMINATED - - - - -
 PENDING
 (Note: In the original image, the lines for FILED and TERMINATED are solid, and PENDING is dotted.)

SEQUOYAH COUNTY

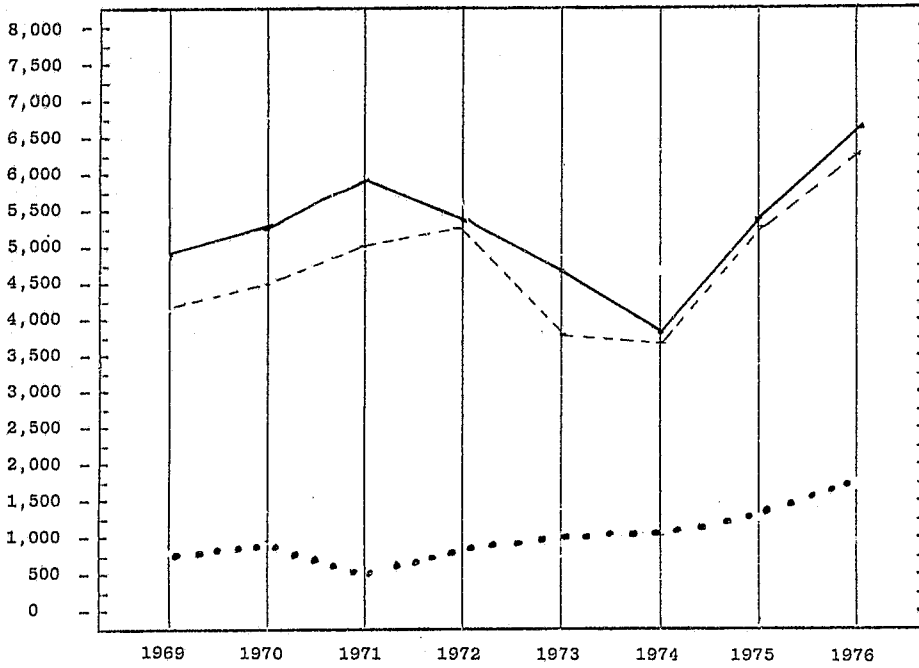


YEAR	TOTAL CASELOAD		PENDING 12/31
	FILED	TERMINATED	
1969	3,300	2,541	761
1970	3,620	2,318	1,692
1971	4,397	3,400	1,320
1972	5,919	5,369	1,874
1973	5,502	4,044	1,569
1974	4,109	4,607	1,063
1975	4,590	3,960	1,693
1976	5,679	4,764	2,594

KEY:

FILED ———
 TERMINATED - - - - -
 PENDING
 (Note: In the original image, the lines for FILED and TERMINATED are solid, and PENDING is dotted.)

STEPHENS COUNTY

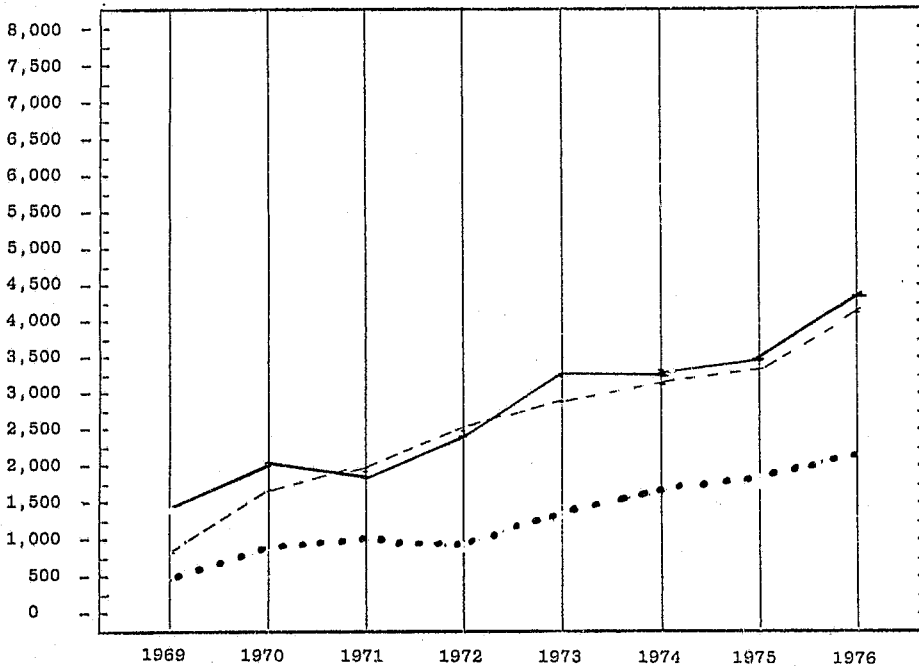


TOTAL CASELOAD			
YEAR	FILED	TERMINATED	PENDING 12/31
1969	4,846	4,115	733
1970	5,261	4,443	820
1971	5,807	4,989	525
1972	5,442	5,164	805
1973	4,619	3,927	1,033
1974	3,944	3,816	1,161
1975	5,509	5,388	1,282
1976	6,666	6,218	1,793

KEY:

FILED _____
 TERMINATED - - - - -
 PENDING

TEXAS COUNTY

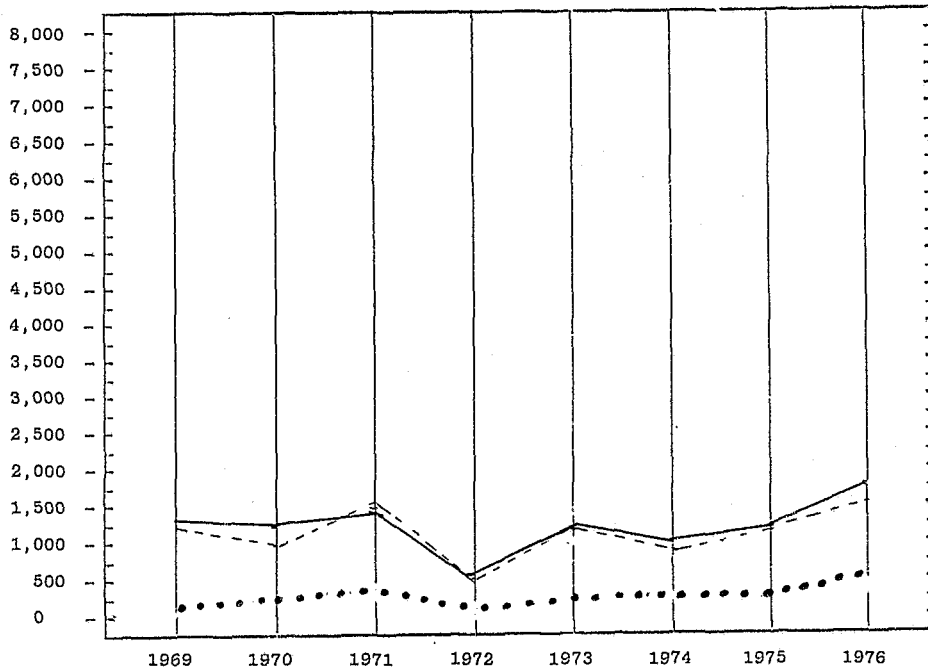


TOTAL CASELOAD			
YEAR	FILED	TERMINATED	PENDING 12/31
1969	1,343	850	493
1970	2,016	1,609	925
1971	1,985	1,840	1,065
1972	2,235	2,422	878
1973	3,246	2,867	1,231
1974	3,210	3,101	1,327
1975	3,596	3,308	1,615
1976	4,282	4,016	1,881

KEY:

FILED _____
 TERMINATED - - - - -
 PENDING

TILLMAN COUNTY

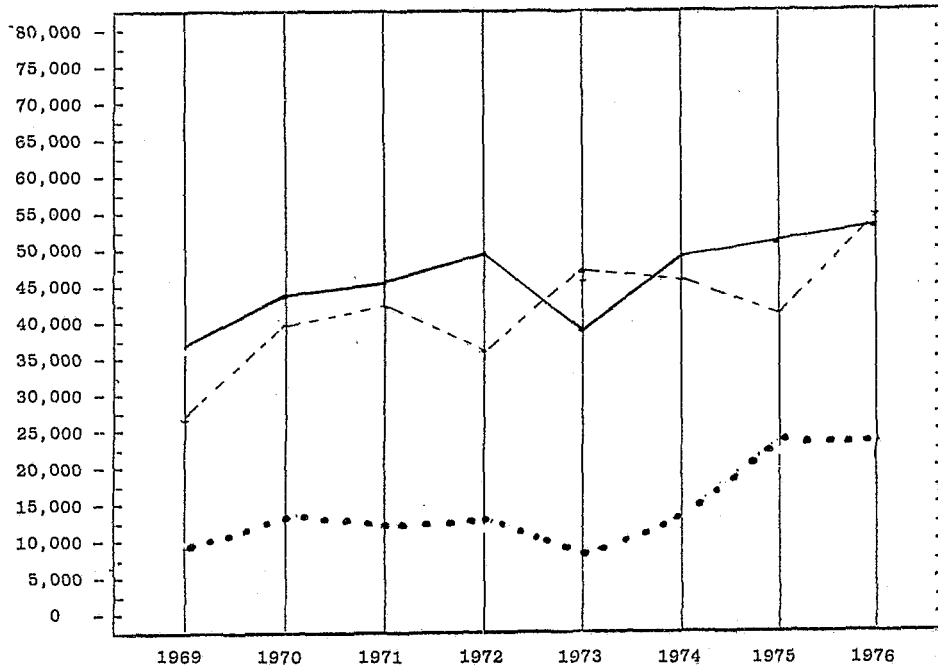


TOTAL CASELOAD			
YEAR	FILED	TERMINATED	PENDING 12/31
1969	1,394	1,234	162
1970	1,256	926	246
1971	1,479	1,348	304
1972	653	597	175
1973	1,164	1,110	289
1974	981	949	280
1975	1,174	1,187	267
1976	1,743	1,665	335

KEY:

FILED ———
 TERMINATED - - - -
 PENDING ·····

TULSA COUNTY

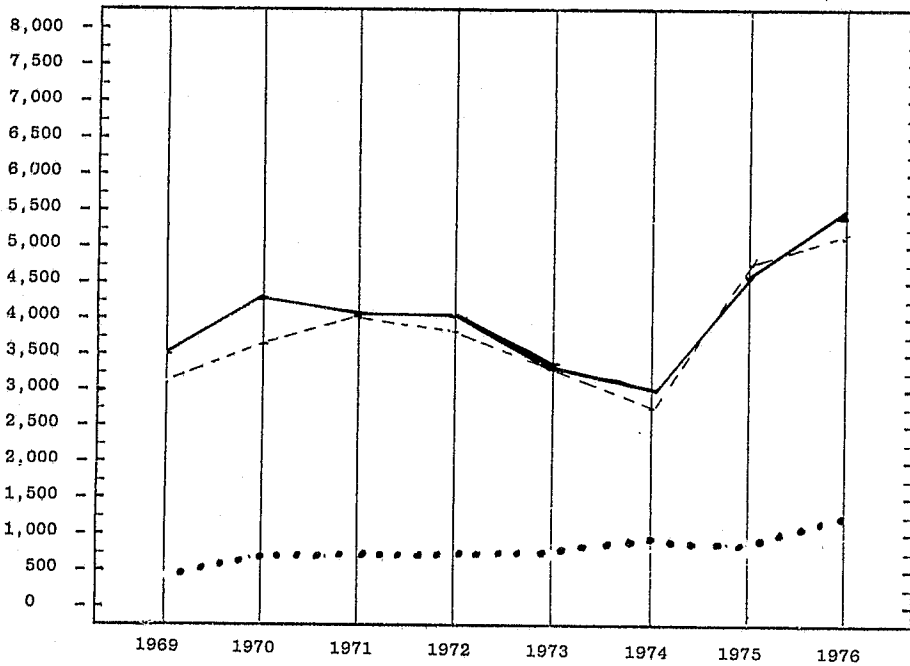


TOTAL CASELOAD			
YEAR	FILED	TERMINATED	PENDING 12/31
1969	35,995	26,042	9,852
1970	43,894	36,377	13,004
1971	44,784	37,624	12,454
1972	49,732	35,431	12,778
1973	39,470	46,499	8,603
1974	48,271	45,705	13,440
1975	51,832	41,444	23,798
1976	52,568	53,142	23,147

KEY:

FILED ———
 TERMINATED - - - -
 PENDING ·····

WAGONER COUNTY

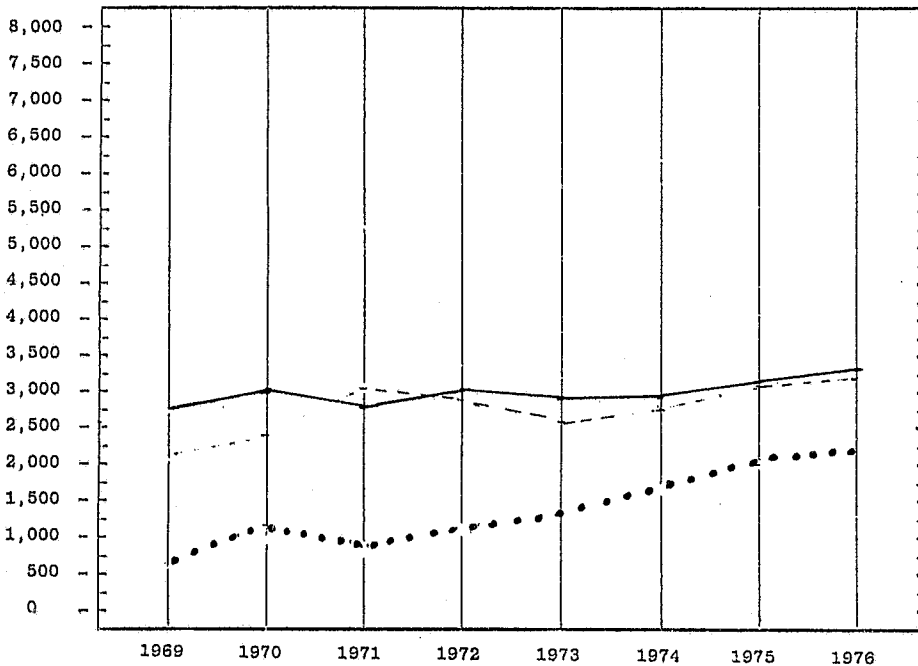


TOTAL CASELOAD

YEAR	FILED	TERMINATED	PENDING 12/31
1969	3,520	3,079	441
1970	4,252	3,642	610
1971	3,933	3,954	621
1972	3,937	3,746	761
1973	3,367	3,365	761
1974	2,965	2,801	917
1975	4,618	4,733	802
1976	5,476	5,119	1,159

KEY:
 FILED _____
 TERMINATED - - - - -
 PENDING

WASHINGTON COUNTY

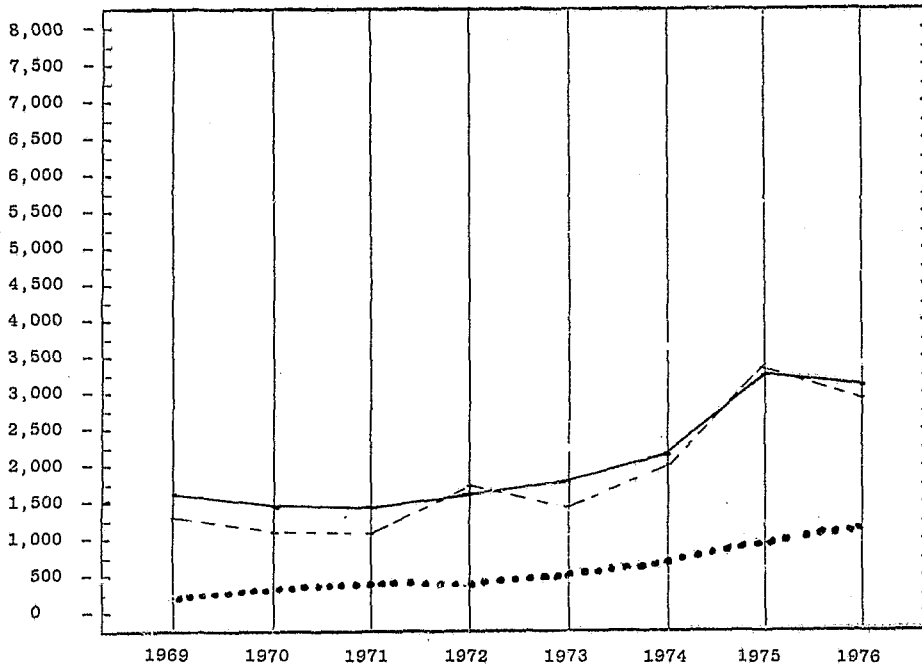


TOTAL CASELOAD

YEAR	FILED	TERMINATED	PENDING 12/31
1969	2,745	2,153	588
1970	2,911	2,450	1,146
1971	2,796	3,063	812
1972	3,007	2,755	951
1973	2,948	2,596	1,206
1974	2,990	2,633	1,562
1975	3,110	2,915	1,757
1976	3,276	3,090	1,944

KEY:
 FILED _____
 TERMINATED - - - - -
 PENDING

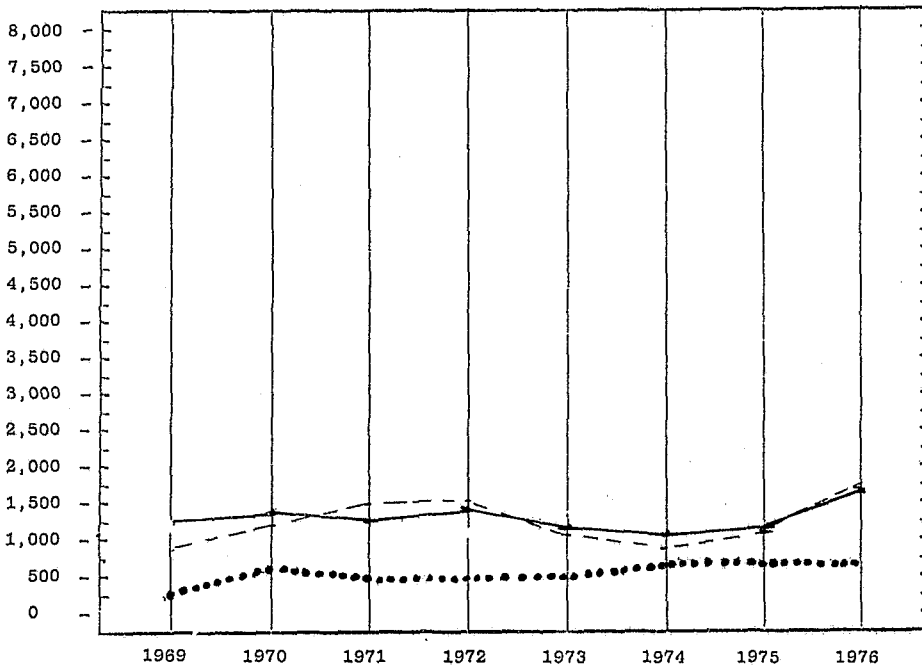
WASHITA COUNTY



YEAR	TOTAL CASELOAD		
	FILED	TERMINATED	PENDING 12/31
1969	1,593	1,375	239
1970	1,412	1,148	312
1971	1,443	1,107	430
1972	1,599	1,650	408
1973	1,693	1,489	535
1974	2,190	2,091	634
1975	3,667	3,404	897
1976	3,168	3,023	1,042

KEY:
 FILED _____
 TERMINATED - - - - -
 PENDING

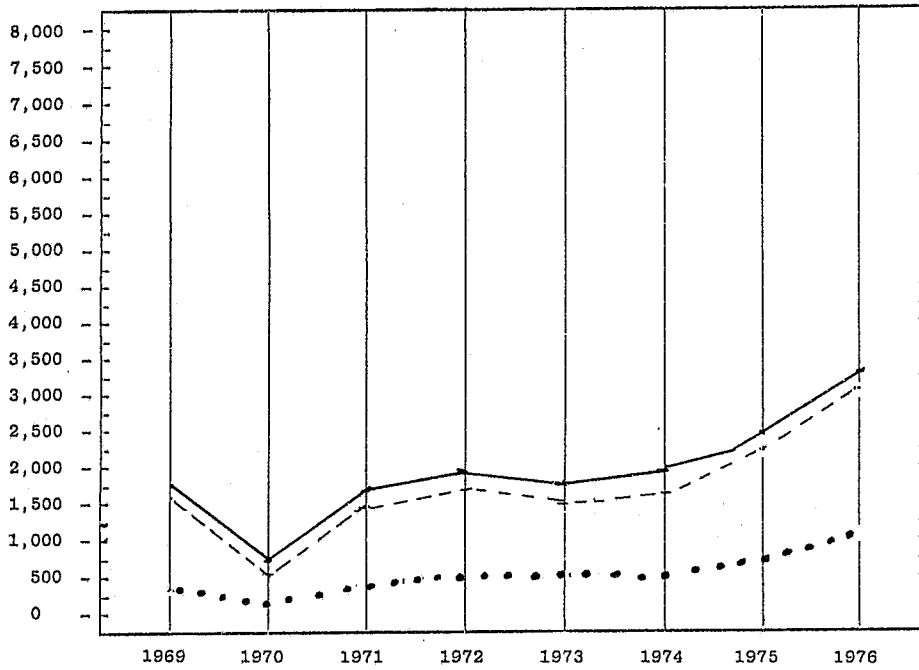
WOODS COUNTY



YEAR	TOTAL CASELOAD		
	FILED	TERMINATED	PENDING 12/31
1969	1,127	883	244
1970	1,308	1,153	562
1971	1,295	1,383	474
1972	1,308	1,359	415
1973	1,126	1,057	486
1974	1,032	941	577
1975	1,150	1,154	573
1976	1,528	1,556	545

KEY:
 FILED _____
 TERMINATED - - - - -
 PENDING

WOODWARD COUNTY



TOTAL CASELOAD			
YEAR	FILED	TERMINATED	PENDING 12/31
1969	1,785	1,482	303
1970	793	640	158
1971	1,686	1,346	340
1972	1,943	1,670	495
1973	1,776	1,360	504
1974	1,851	1,406	438
1975	2,438	2,167	709
1976	3,219	2,968	960

KEY:

FILED —————
 TERMINATED - - - - -
 PENDING

GROWTH OR REDUCTION IN CIVIL AND CRIMINAL WORKLOADS
BASED ON FILINGS AND TERMINATIONS

A further county by county analysis of combined civil and combined criminal workloads compares 1976 with 1975 and 1969. Harmon County reflects the greatest percentage of increase in civil filings from 1975 to 1976 and Muskogee County the greatest such percentage in civil terminations. As for criminal cases, Tillman County's filings increased 77.2% over 1975 and Comanche County's criminal terminations increased 179.6%. Civil filings increased in forty-two counties and criminal filings in fifty-seven. Civil terminations increased in forty-one counties and criminal terminations in fifty-six.

COMBINED CIVIL FILINGS

COUNTY	1969	1970	1971	1972	1973	1974	1975	1976	PERCENTAGE OF INCREASE OR (DECREASE)	
									1976/1975	1976/1969
ADAIR	520	781	612	694	773	896	862	816	(5.3)	56.9
ALFALFA	146	236	270	241	327	327	300	332	10.7	137.1
ATOKA	407	537	483	444	494	434	565	516	(8.7)	26.8
BEAVER	185	228	276	254	251	294	307	286	(6.8)	54.6
BECKHAM	583	651	732	716	657	788	830	775	(6.6)	32.9
BLAINE	536	602	549	612	684	716	765	746	(2.5)	39.2
BRYAN	840	904	915	1002	1062	1168	1154	1238	7.3	47.4
CADDO	1199	1372	1107	1188	1254	1233	1342	1410	5.1	17.6
CANADIAN	929	1059	1138	1463	1644	1843	2047	2217	8.3	138.6
CARTEK	1566	1790	1971	1797	2221	2570	2549	2459	(3.5)	57.0
CHEROKEE	620	684	837	1140	1279	1403	1725	1948	12.9	214.2
CHOCTAW	427	444	469	615	884	801	769	697	(9.4)	63.2
CIMARRON	203	194	194	243	180	228	231	191	(17.3)	(5.9)
CLEVELAND	2307	2579	2610	3649	4057	4326	4450	4646	4.4	101.4
COAL	207	297	257	327	351	293	280	306	9.3	47.8
COMANCHE	2627	3207	3568	3627	4188	4554	4899	5467	11.6	108.1
COTTON	225	253	296	304	328	305	333	318	(4.5)	41.3
CRAIG	662	769	687	730	792	799	868	894	3.0	35.0
CREEK	1887	2072	2035	2085	2297	2392	2684	2732	1.8	44.8
CUSTER	739	844	829	1011	957	1197	1422	1509	6.1	104.2
DELAWARE	717	762	721	804	910	1048	960	991	3.2	38.2
DEWEY	201	214	222	224	280	316	313	263	(16.0)	30.8
ELLIS	160	159	177	213	185	194	218	248	13.8	55.0
GARFIELD	1589	2049	1792	2261	2203	2422	2818	3024	7.3	90.3
GARVIN	896	1032	1219	1239	1213	1188	1226	1300	6.0	45.1
GRADY	1051	1195	1351	1421	1635	1600	1815	2076	14.4	97.5
GRANT	190	224	278	221	347	225	259	222	(14.3)	16.8
GREER	247	261	252	268	292	258	255	321	25.9	30.0
HARMON	112	159	116	135	138	164	149	223	47.7	99.1
HARPER	153	186	213	188	160	201	247	337	36.4	120.3
HASKELL	255	369	385	319	531	510	549	441	(19.7)	72.9
HUGHES	567	571	625	765	816	778	772	866	12.2	52.7
JACKSON	1017	1120	1075	1092	1102	1132	1020	866	7.9	8.3
JEFFERSON	177	333	318	367	357	386	507	1101	(8.1)	163.3
JOHNSTON	255	210	407	497	536	501	703	489	(30.4)	91.8
KAY	2192	2148	2333	2403	2477	2547	2758	2855	3.5	30.2
KINGFISHER	380	542	601	535	556	564	791	746	(5.7)	96.3
KIOWA	374	377	390	534	411	439	467	417	(10.7)	11.5
LATIMER	237	203	332	297	434	386	523	429	(18.0)	81.0
LEFLORE	1310	1191	1574	1441	2017	2320	2925	2464	(15.8)	88.1
LINCOLN	728	863	1085	1234	1190	1142	1314	1235	(6.0)	69.6
LOGAN	729	588	838	880	1001	1002	1029	1062	3.2	45.7
LOVE	140	135	190	203	233	224	273	379	38.8	170.7
MAJOR	313	343	286	990	399	416	631	617	(2.2)	97.1
MARSHALL	365	307	389	462	466	454	498	493	(1.0)	35.1
MAYES	789	891	1093	1048	1217	1612	1771	1629	(8.0)	111.8
McCLAIN	356	514	567	699	645	552	590	635	7.6	78.4
MCCURTAIN	811	951	1233	1150	1543	1451	1445	1605	11.1	97.9
McINTOSH	501	494	500	550	619	679	662	811	22.5	61.9
MURRAY	420	425	404	588	489	496	507	635	25.2	51.2
MUSKOGEE	2459	2647	2911	2969	3281	3581	4115	4462	8.4	81.5
NOBLE	207	346	372	435	341	474	387	540	39.5	160.9
NOWATA	440	523	353	386	485	626	589	562	(4.6)	27.7
OKFUSKEE	301	372	511	390	506	518	475	559	17.7	85.7
OKLAHOMA	24825	28920	29504	31412	34831	38191	38163	39347	3.1	58.5
OKMULGEE	1742	1775	1720	1804	2170	2410	2272	2452	7.9	40.8
OSAGE	1131	1251	1296	1076	1123	1148	1620	1409	(13.0)	24.6
OTTAWA	1023	1356	1621	1542	1617	1865	1917	1947	1.6	90.3
PAWNEE	281	456	416	495	420	619	616	577	(6.3)	105.3
PAYNE	1229	1550	1813	1981	2277	2927	2938	2775	(5.5)	125.8
PITTSBURG	1507	1663	1610	1578	1879	2161	2408	2158	(10.4)	43.2
PONTOTOC	941	1092	1200	1468	1395	1555	1652	1809	9.5	92.2
POTTAWATOMIE	1403	1890	1819	2105	2230	2513	2379	2280	(4.2)	62.5
PUSHMATAHA	256	359	302	386	375	437	390	479	22.8	87.1
ROGER MILLS	172	183	164	135	150	148	154	170	10.4	(1.2)
ROGERS	941	1228	1019	1097	1212	1476	1412	1531	8.4	62.7
SEMINOLE	1124	1532	1495	1899	2024	1886	1645	1559	(5.2)	38.7
SEQUOYAH	689	734	922	1023	1125	1221	1473	1546	5.0	124.4
STEPHENS	1457	1806	1631	1581	1594	1824	1822	2056	12.8	41.1
TEXAS	671	1057	1182	1331	1223	1047	1306	1580	21.0	135.5
TILLMAN	580	483	608	391	465	426	418	403	(3.6)	(30.5)
TULSA	17708	21976	23401	28611	28770	33078	36672	35,906	(2.1)	102.8
WAGONER	561	648	809	806	960	1037	1241	1,129	(9.0)	101.3
WASHINGTON	1313	1336	1542	1512	1646	1748	1886	1,847	(2.1)	40.7
WASHITA	301	312	398	379	392	445	425	514	20.9	70.8
WOODS	292	310	356	414	467	378	421	372	(11.6)	27.4
WOODWARD	635	521	602	628	704	747	991	982	(0.9)	54.7
TOTAL	98,210	114,631	120,378	130,404	142,744	156,341	166,164	168,834	1.6	71.9
					184					

COMBINED CIVIL TERMINATIONS

COUNTY	1969	1970	1971	1972	1973	1974	1975	1976	PERCENTAGE OF INCREASE OR (DECREASE)	
									1976/1975	1976/1969
ADAIR	319	337	305	481	563	837	741	875	18.1	174.3
ALFALFA	127	227	263	248	319	309	293	278	(5.1)	118.9
ATOKA	290	404	437	415	524	467	632	522	(17.4)	80.0
BEAVER	99	275	252	248	265	276	245	337	37.6	240.4
BECKHAM	421	475	495	458	404	740	835	742	(11.1)	76.2
BLAINE	357	453	541	554	615	596	637	649	1.9	81.8
BRYAN	654	803	579	717	1152	1126	1225	1107	(9.6)	69.3
CADDO	757	1044	941	928	898	1195	1326	1280	(5.0)	66.4
CANADIAN	677	813	1228	1442	1224	1347	1577	2039	29.3	201.2
CARTER	1010	1507	1705	1796	2211	2198	2063	2443	18.4	141.9
CHEROKEE	439	465	607	733	693	1242	1401	1342	(4.2)	205.7
CHOCTAW	248	299	325	363	703	639	894	698	(21.0)	161.5
CIMARRON	146	158	160	218	248	194	217	163	(24.9)	11.6
CLEVELAND	2233	2474	3096	3486	3627	4075	4643	4443	(4.3)	99.0
COAL	168	206	233	319	303	334	261	275	5.4	83.7
COMANCHE	1534	1798	2733	6219	3177	3776	4143	5629	35.9	266.9
COTTON	156	184	255	271	296	218	332	358	7.8	129.5
CRAIG	557	670	568	792	841	784	873	913	4.6	63.9
CREEK	1005	1028	993	1365	1557	1514	2179	2077	(4.7)	106.7
CUSTER	542	549	567	704	686	1197	1332	1423	6.8	162.5
DELAWARE	513	414	409	503	518	644	968	708	(26.9)	38.0
DEWEY	130	147	138	184	203	299	383	294	(23.2)	126.2
ELLIS	111	604	154	218	180	171	239	217	(9.2)	95.5
GARFIELD	1368	1552	1706	2346	2214	2258	2812	2623	(6.7)	91.7
GARVIN	491	761	804	1091	787	1087	1080	1117	3.4	127.5
GRADY	648	1017	1065	1297	2681	1204	1432	1688	17.9	160.5
GRANT	85	122	182	147	177	192	278	221	(20.5)	160.0
GREER	182	280	242	284	283	251	249	291	16.9	59.9
HARMON	69	128	87	124	132	179	133	232	74.4	236.2
HARPER	92	121	202	189	196	159	260	286	10.0	210.9
HASKELL	176	335	330	383	465	464	515	368	28.5	109.1
HUGHES	440	429	573	755	736	678	827	864	4.5	96.4
JACKSON	673	769	898	1055	939	1156	1294	1067	(17.5)	58.5
JEFFERSON	113	232	168	238	300	263	327	398	21.7	252.2
JOHNSTON	198	210	291	344	341	377	552	871	57.8	339.9
KAY	1662	2148	2583	2212	2381	2609	2147	2689	4.8	60.6
KINGFISHER	219	542	508	586	629	525	791	752	(4.9)	243.4
KIOWA	283	377	359	417	366	414	517	435	(15.9)	63.7
LATIMER	167	203	319	257	328	345	510	418	18.0	150.3
LEFLORE	836	1191	1713	1457	1994	2341	2912	2260	(22.4)	170.3
LINCOLN	573	863	1007	1105	1152	1134	1335	1211	(9.3)	111.3
LOGAN	497	588	744	846	857	887	1234	933	(24.4)	87.7
LOVE	80	88	171	215	217	178	236	292	23.7	265.0
MAJOR	220	265	252	310	306	402	599	588	(1.8)	167.3
MARSHALL	216	169	254	228	276	379	415	407	(1.9)	88.4
MAYES	516	619	925	889	1053	1279	1755	2202	25.5	326.7
McCLAIN	269	354	395	565	199	472	655	546	(16.6)	103.0
McCURTAIN	544	772	754	791	1228	1221	1416	1517	7.1	178.9
McINTOSH	356	343	370	424	616	674	583	737	26.4	107.0
MURRAY	298	330	310	371	314	390	379	534	40.9	79.2
MUSKOGEE	1649	1662	2136	1511	1763	3367	3482	6153	76.7	273.1
NOBLE	134	290	364	417	387	450	418	446	6.7	232.8
NOWATA	311	402	376	450	433	585	585	532	(9.1)	71.1
OKFUSKEE	213	315	421	345	473	529	386	443	14.8	108.0
OKLAHOMA	14543	19728	20574	23053	23788	26836	25895	25689	(0.9)	76.6
OKMULGEE	1164	1011	1170	1434	2315	2045	2621	2449	(6.6)	110.4
OSAGE	505	607	497	852	649	788	1611	1572	(2.4)	211.3
OTTAWA	659	874	1161	1016	1094	1171	1607	1876	16.7	184.7
PAWNEE	220	335	311	320	301	441	612	635	3.8	188.6
PAYNE	852	1264	1500	2038	2134	3015	2910	2703	(7.1)	217.3
PITTSBURG	1120	1380	1583	1192	1619	1941	2420	1951	(19.4)	74.2
PONTOTOC	709	800	1030	1293	1195	1371	1590	1812	14.0	155.6
POTTAWATOMIE	895	1709	1575	1788	2054	2526	2394	2233	(6.7)	149.5
PUSHMATAHA	149	243	252	222	272	303	366	437	19.4	193.3
ROGER MILLS	131	111	123	96	132	251	157	215	36.9	64.1
ROGERS	661	1045	1118	1068	1094	1288	1592	1296	(18.6)	96.1
SEMINOLE	1075	1601	1459	1899	1946	1908	1349	1512	12.1	40.7
SEQUOYAH	438	395	618	951	716	1232	1234	1426	15.6	225.6
STEPHENS	1048	1507	1225	1566	1267	1720	2103	1840	(12.5)	75.6
TEXAS	397	783	1156	1559	1103	1086	1149	1467	27.7	269.5
TILMAN	490	423	550	364	428	402	458	389	(15.1)	(19.0)
TULSA	10825	17126	16922	16454	27276	30316	27248	36916	35.5	241.0
WAGONER	454	538	738	882	861	1023	1113	1189	8.8	161.8
WASHINGTON	917	1133	1671	1409	1473	1484	1720	1614	(6.2)	76.0
WASHITA	204	199	286	351	372	398	330	465	22.4	127.9
WOODS	214	294	303	389	430	398	382	401	5.0	87.4
WOODWARD	442	398	397	489	449	495	845	955	13.0	116.2
TOTALS	64,173	86,342	93,692	104,976	118,787	133,065	139,709	152,934	9.5	138.3

COMBINED CRIMINAL FILINGS

COUNTY	1969	1970	1971	1972	1973	1974	1975	1976	PERCENTAGE OF INCREASE OR (DECREASE)	
									1976/1975	1976/1969
ADAIR	1166	1397	1348	1191	1416	1108	1640	1649	0.5	41.4
ALFALFA	765	927	783	768	527	583	816	1122	37.5	46.7
ATOFA	1084	1559	1404	967	933	879	1061	1331	25.4	22.8
BEAVER	1042	1189	818	876	789	918	1395	1469	5.3	41.0
BECKHAM	2332	2411	3001	4013	3042	2462	3896	3324	(14.7)	42.5
BLAINE	1428	591	521	593	737	766	1752	2470	41.0	73.0
BRYAN	2477	3567	2158	2535	2303	2713	3191	2465	(22.8)	(0.5)
CADDO	3423	4421	4636	4264	3830	3464	4808	4196	(12.7)	22.6
CANADIAN	3005	4397	4948	3612	3492	3960	3740	4245	13.5	41.3
CARTER	2636	2723	3043	3041	2777	2794	3121	3922	25.7	48.8
CHEROKEE	2605	2877	2214	2129	1337	1735	1986	2449	23.3	(6.0)
CHOCTAW	2231	1740	1655	1415	1586	1457	1079	1738	61.1	(22.1)
CIMARRON	1108	198	189	235	648	729	1069	925	(13.5)	(16.4)
CLEVELAND	3566	4531	4192	4620	4338	4706	4333	4593	6.0	28.8
COAL	426	510	494	424	455	383	493	738	49.7	73.2
COMANCHE	8209	9323	9346	9447	9118	6418	9436	10408	10.3	26.8
COTTON	1170	1524	1749	1746	1307	869	1146	1180	3.0	0.9
CRAIG	1637	1695	1807	1693	1464	1620	2345	2345	11.7	60.0
CREEK	6073	7135	3492	5763	4939	4319	4161	5510	32.4	(9.3)
CUSTER	701	696	665	3139	3021	2974	3826	7063	84.6	907.6
DELAWARE	1040	1554	1416	1400	1559	1360	1791	1534	(14.3)	47.5
DEWEY	1053	1107	907	957	554	506	545	786	44.2	(25.4)
ELLIS	498	419	488	488	374	533	828	949	14.6	91.3
GARFIELD	3341	3597	3213	3484	2998	3344	3581	3823	(6.8)	(14.4)
GARVIN	1887	508	3206	3077	3145	2805	2777	3946	42.1	109.1
GRADY	2609	5229	4521	4738	3283	3091	4506	5936	31.7	127.5
GRANT	83	86	947	890	760	424	425	520	22.4	526.5
GREER	395	408	566	652	472	317	464	572	23.3	44.8
HARMON	170	421	528	638	731	765	783	725	(7.4)	326.5
HARPER	651	652	474	575	509	693	948	909	(4.1)	39.6
HASKELL	1018	1022	902	675	713	688	1112	1043	(6.2)	2.5
HUGHES	1400	1484	1263	1201	807	852	1105	1103	0.2	(21.2)
JACKSON	2283	3069	2185	2902	2452	2401	2235	3242	45.1	42.0
JEFFERSON	1035	970	1369	999	1040	1107	2101	1791	(14.8)	73.0
JOHNSTON	827	943	962	925	937	779	889	1207	35.8	45.9
KAY	2759	4032	3987	4717	4013	3526	3669	3929	7.1	42.4
KINGFISHER	335	605	2277	1822	1293	1170	1376	1376	17.6	310.7
KIOWA	1477	1941	1710	2103	1129	1249	1295	1710	32.0	15.8
LATIMER	684	820	911	639	551	595	749	863	15.2	26.2
LEFLORE	3350	3263	2932	3211	3668	2862	2548	3130	22.8	(6.6)
LINCOLN	3106	3978	3678	3209	2942	2449	2728	2728	33.4	17.1
LOGAN	2985	4101	3624	2636	1703	1665	4184	3707	(11.4)	24.2
LOVE	1432	1253	1128	1597	1156	939	2303	2203	(4.3)	53.8
MAJOR	1126	1032	1071	1245	802	937	1038	1356	30.6	20.4
MARSHALL	955	1228	1521	1270	1099	991	1284	1445	12.5	51.3
MAYES	1944	2362	2585	2554	2476	2330	2864	3262	13.9	67.8
McCLAIN	2493	2847	3315	2444	2267	1915	2097	3080	46.9	23.5
McCURTAIN	1594	2875	3186	3141	2676	2685	3412	2946	(13.7)	84.8
McINTOSH	3100	4155	3172	2826	2644	1834	2548	2743	7.7	(11.5)
MURRAY	1448	1832	2429	2609	2497	3527	2465	2958	20.0	104.3
MUSKOGEE	5031	5470	5530	5289	4041	3975	4743	2235	(55.6)	125.1
NOBLE	2319	2450	1984	1776	1269	1307	1923	2393	86.8	54.9
NOWATA	543	517	527	448	549	375	695	552	(20.6)	1.7
OKFUSKEE	1796	2539	1781	2308	1451	1155	1174	1546	31.7	(13.9)
OKLAHOMA	16683	18794	16396	16616	14863	15905	20236	20632	2.0	23.7
OKMULGEE	813	1016	1370	1544	2738	2186	2556	2356	(7.8)	189.8
OSAGE	2851	3529	1047	2917	2398	1956	2377	2245	(5.6)	(21.3)
OTTAWA	1711	1899	2199	2242	2938	1942	2549	3373	32.3	97.1
PAWNEE	1481	1670	1674	1864	1736	2014	2070	2895	39.9	95.5
PAYNE	799	967	4564	4194	4169	3565	4242	4712	11.1	489.7
PITTSBURG	3665	4945	4517	4266	2826	2535	2887	3977	37.8	8.5
PONTOTOC	1864	1660	1686	1687	1635	1798	1771	741	(58.2)	(60.2)
POTTAWATOMIE	4240	5135	4560	4082	3386	4730	4274	5447	27.4	28.5
PUSHMATAHA	821	494	1048	821	744	801	1147	906	(21.0)	10.4
ROGER MILLS	249	426	364	302	230	159	314	387	23.2	55.4
ROGERS	2786	3452	3945	4620	3838	2903	3439	4728	37.5	69.7
SEMINOLE	2541	3139	3086	2837	2350	2703	2044	2377	16.3	(6.5)
SEQUOYAH	2611	2886	3475	4896	4377	2888	3117	4133	32.6	58.3
STEPHENS	3389	3455	4176	3861	3025	2120	3687	4610	25.0	36.0
TEXAS	672	959	803	904	2023	2163	2290	2702	18.0	302.1
TILLMAN	814	773	871	262	699	555	756	1340	77.2	64.6
TULSA	18287	21918	21383	23121	18572	15193	15130	16662	10.1	(8.9)
WAGONER	2959	3664	3124	3131	2407	1928	3377	4347	28.7	46.9
WASHINGTON	1432	1575	1254	1495	1302	1242	1224	1429	16.7	(0.2)
WASHINGTON	1292	1100	1045	1220	1306	1745	3242	2654	(18.1)	105.4
WOODS	835	998	939	894	659	654	729	1156	58.6	38.4
WOODWARD	1150	272	1084	1315	1072	1104	1447	2237	54.6	94.5
TOTAL	177,792	206,847	203,318	211,007	186,407	172,797	207,178	233,821	12.9	31.5

COMBINED CRIMINAL TERMINATIONS

COUNTY	1969	1970	1971	1972	1973	1974	1975	1976	PERCENTAGE OF INCREASE OR (DECREASE)	
									1976/1975	1976/1969
ADAIR	984	1121	891	749	1132	947	1636	1659	1.4	68.6
ALFALFA	698	855	793	762	525	542	787	1068	35.7	53.0
ATOKA	1076	1242	1471	1119	912	797	1112	1385	24.6	28.7
BEAVER	912	1151	872	851	823	872	1343	1387	3.3	52.1
BECKHAM	1885	2194	2622	3446	2562	3152	3880	3606	(7.1)	91.3
BLAINE	1323	588	469	524	668	858	1524	2300	50.9	73.8
BRYAN	2159	3415	1948	2133	2057	2594	3236	2619	(19.1)	21.3
CADDO	3209	4427	4581	4072	3645	3209	4441	4493	1.2	40.0
CANADIAN	2739	4192	5074	3332	3164	3497	3437	4298	25.1	56.9
CARTER	2309	2298	2933	3194	3524	2370	2800	3338	19.2	44.6
CHEROKEE	2131	2233	2034	1594	1472	1571	1775	1979	11.5	(7.1)
CHOCTAW	1918	1542	1217	1033	1306	1236	1345	1782	32.5	(7.1)
CIMARRON	937	178	185	217	539	715	1023	914	(10.7)	(2.5)
CLEVELAND	5394	4527	4181	4210	4375	4498	4541	4585	1.0	(15.0)
COAL	376	470	442	446	408	363	489	673	37.6	79.0
COMANCHE	6945	6972	8913	6164	4336	5003	8087	22609	179.6	225.5
COTTON	1139	1298	1650	1862	1258	597	1077	1074	(0.3)	(5.7)
CRAIG	1491	1631	1665	1670	1353	1736	2179	2576	18.2	72.8
CREEK	4911	6205	2991	5242	4244	3593	4533	5019	10.7	2.2
CUSTER	570	580	501	2785	2715	2944	3644	6832	87.5	1098.6
DELAWARE	889	1212	1126	1140	1211	1052	1561	1724	10.4	93.9
DEWEY	815	927	845	819	509	487	684	826	20.8	1.3
ELLIS	436	394	569	501	377	541	847	889	5.0	103.9
GARFIELD	3035	3155	3063	3459	3113	3247	3369	3655	8.5	20.4
GARVIN	1603	303	2617	2596	2669	2334	2621	3493	33.3	117.9
GRADY	2228	4554	4261	4571	3174	2745	3824	5175	35.3	132.3
GRANT	53	35	860	739	635	354	558	478	(14.3)	801.9
GREER	337	446	774	597	463	297	458	582	27.1	72.7
HARMON	110	387	505	622	734	743	811	731	(9.9)	564.5
HARPER	563	567	505	575	465	616	935	947	1.3	68.2
HASKELL	921	969	896	665	835	656	1180	931	(21.1)	1.1
HUGHES	1237	1386	1274	1204	763	780	1161	1122	(3.4)	(9.3)
JACKSON	2183	2789	1987	2581	2247	2260	3034	3021	(0.4)	38.4
JEFFERSON	926	820	1225	905	922	974	1945	1691	(13.1)	82.6
JOHNSTON	618	644	733	740	710	661	1009	1365	35.3	120.9
KAY	2404	3838	3710	4601	4081	3546	3532	3939	11.3	63.9
KINGFISHER	271	485	2245	1824	1257	1153	1133	1396	23.2	415.1
KIOWA	1289	1771	1510	1877	967	1195	1660	1600	(3.6)	24.1
LATIMER	576	557	1053	563	661	563	785	880	12.1	52.8
LE FLORE	2750	3012	2871	3180	3219	3017	2628	3367	28.1	22.4
LINCOLN	2689	3583	3378	2988	2656	2372	2841	3544	24.7	31.8
LOGAN	2763	3781	3573	2599	1630	1575	4019	3532	(12.1)	27.8
LOVE	1349	1021	1124	1767	1061	757	2131	2120	(0.5)	57.2
MAJOR	1014	966	1009	1169	739	896	975	1310	34.4	29.2
MARSHALL	722	695	821	848	798	954	1352	1565	15.8	116.8
MAYES	1662	2028	2363	2456	2421	2258	3126	3105	(0.7)	86.8
McCLAIN	209	2016	3336	1981	2164	1844	2036	2986	46.7	1328.7
McCURTAIN	1324	2027	2913	2463	1515	2540	3095	3078	(0.5)	133.5
McINTOSH	2590	3664	2831	2534	2653	1828	2443	2685	9.9	3.7
MURRAY	1349	1553	2306	2583	2322	3025	2558	2762	8.0	104.7
MUSKOGEE	4073	2822	4427	4531	3204	3128	4362	2221	(49.1)	(45.5)
NOBLE	2230	2426	1904	1713	1192	1283	1911	3563	86.4	59.8
NOWATA	470	422	607	439	592	338	684	551	(19.4)	17.2
OKFUSKEE	1466	2196	1821	2125	1305	1207	1413	1480	4.7	1.0
OKLAHOMA	14555	17491	14360	15453	13790	13327	16837	18609	10.5	27.2
OKMULGEE	450	523	947	1442	2571	1746	2360	2193	7.1	387.3
OSAGE	2258	3205	893	2804	1922	1677	2248	2123	(5.6)	6.0
OTTAWA	1423	1463	1736	1716	1905	1513	2184	2834	29.8	99.2
PAWNEE	1463	1647	1578	1817	1529	1607	2365	2911	23.1	99.0
PAYNE	643	981	4212	4261	4229	3549	4108	4519	10.0	602.8
PITTSBURG	3116	4523	4559	4092	2802	2104	2603	3702	42.2	18.8
PONTOTOC	1606	1469	1427	1506	1458	1700	1796	757	(57.9)	(52.9)
POTTAWATOMIE	3410	4786	4509	3558	2598	4305	4762	4915	3.2	44.1
PUSHMATAHA	660	371	734	579	691	655	1081	881	(18.5)	33.5
ROGER MILLS	235	404	351	294	224	190	312	367	17.6	56.2
ROGERS	2289	3125	3826	4060	3607	2620	3049	4380	43.7	91.3
SEMINOLE	2604	3168	3207	2862	2335	2881	1740	2506	44.0	(3.8)
SEQUOYAH	2103	1923	2782	4418	3328	3375	2726	3339	22.5	58.8
STEPHENS	3067	2936	3764	3598	2660	2096	3285	4378	33.3	42.7
TEXAS	453	826	684	863	1764	2015	2159	2549	18.1	462.7
TILLMAN	754	503	798	233	682	547	729	1286	76.4	70.6
TULSA	15217	19251	20702	16977	19223	15389	14196	16226	14.3	6.6
WAGONER	2625	3104	3216	2864	2504	1778	3620	3930	8.6	49.7
WASHINGTON	1236	1317	1392	1346	1123	1149	1195	1476	23.5	19.4
WASHITA	1171	949	821	1299	1097	1693	3024	2558	(15.4)	118.4
WOODS	669	859	1080	970	627	543	772	1155	48.6	72.6
WOODWARD	1040	242	949	1181	911	911	1322	2013	52.3	93.6
TOTALS	153,302	179,636	188,008	189,553	167,862	159,690	198,050	236,117	19.2	54.0

TOTAL NUMBER OF CASES FILED AND
TERMINATED IN EACH COUNTY

County	1975		1976	
	Filed	Terminated	Filed	Terminated
Adair	2502	2377	2465	2534
Alfalfa	1116	1080	1454	1346
Atoka	1626	1744	1847	1907
Beaver	1702	1588	1755	1724
Beckham	4726	4715	4099	4348
Blaine	2517	2161	3216	2949
Bryan	4345	4461	3703	3726
Caddo	6150	5767	5606	5753
Canadian	5787	5014	6462	6337
Carter	5670	4863	6381	5781
Cherokee	3711	3176	4397	3321
Choctaw	1848	2239	2435	2480
Cimarron	1300	1240	1116	1077
Cleveland	8783	9184	9239	9028
Coal	773	750	1044	948
Comanche	14335	12230	15875	28238
Cotton	1479	1409	1498	1432
Craig	3213	3052	3514	3489
Creek	6845	6712	8242	7096
Custer	5248	4976	8572	8265
Delaware	2751	2529	2525	2432
Dewey	858	1067	1049	1120
Ellis	1046	1086	1197	1106
Garfield	6399	6181	6847	6278
Garvin	4003	3701	5246	4610
Grady	6321	5256	8012	6363
Grant	684	836	742	699
Greer	719	707	893	873
Harmon	932	944	948	963
Harper	1195	1195	1246	1233
Haskell	1661	1695	1484	1299
Hughes	1877	1988	1969	1986
Jackson	3255	4328	4343	4088
Jefferson	2608	2272	2257	2089
Johnston	1592	1561	1696	2236
Kay	6427	6086	6784	6608
Kingfisher	1961	1924	2122	2148
Kiowa	1762	2177	2127	2035
Latimer	1272	1295	1292	1298
LeFlore	5473	5540	5594	5927
Lincoln	4042	4176	4873	4755
Logan	5213	5253	4769	4465
Love	2576	2367	2582	2412
McClain	2687	2691	3715	3532
McCurtain	4857	4511	4551	4595
McIntosh	3210	3026	3554	3422
Major	1669	1574	1973	1898
Marshall	1782	1767	1938	1972
Mayes	4635	4881	4891	5307
Murray	2972	2937	3593	3296
Muskogee	8858	7844	6697	8374
Noble	2310	2329	4133	4009
Nowata	1284	1269	1114	1083
Okfuskee	1649	1799	2105	1923
Oklahoma	58399	42732	59979	44298
Okmulgee	4828	4981	4808	4642
Osage	3997	3859	3654	3695
Ottawa	4466	3791	5320	4710
Pawnee	2686	2977	3472	3546
Payne	7180	7018	7487	7222
Pittsburg	5295	5023	6135	5653
Pontotoc	3423	3386	2550	2569
Pottawatomie	6653	7156	7727	7148
Pushmataha	1537	1447	1385	1318
Roger Mills	468	469	557	582
Rogers	4851	4641	6259	5676
Seminole	3689	3089	3936	4018
Sequoyah	4590	3960	5679	4764
Stephens	5509	5388	6666	6213
Texas	3596	3308	4282	4016
Tillman	1174	1187	1743	1675
Tulsa	51802	41444	52568	53142
Wagoner	4618	4733	5476	5119
Washington	3110	2915	3276	3090
Washita	3667	3404	3168	3023
Woods	1150	1154	1528	1556
Woodward	2438	2167	3219	2968
TOTALS	373342	337759	402655	389051

**RATIO OF CASES TERMINATED TO TOTAL CASELOAD
BY LITIGATION CATEGORIES**

The following tables rank each county's percentage of total caseload terminated by litigation category. Total caseload represents cases pending on January 1, 1976 plus cases filed during 1976: those cases statistically available for termination.

RATIO OF TOTAL CASES TERMINATED TO TOTAL CASELOAD

RANK	COUNTY	CASES PENDING 1/1/76	CASES FILED 1976	TOTAL CASELOAD 1976	CASES TERMINATED 1976	CASES PENDING 12/31/76	% OF TOTAL CASELOAD TERMINATED
1	PAWNEE	121	3,472	3,593	3,546	47	98.7
2	HARMON	118	948	1,066	963	103	90.3
3	PONTOTOC	316	2,550	2,866	2,569	297	89.6
4	NOBLE	359	4,133	4,492	4,009	483	89.2
5	ATOKA	302	1,847	2,149	1,907	242	88.7
6	BECKHAM	809	4,099	4,908	4,348	560	88.6
7	JOHNSTON	846	1,696	2,542	2,236	306	88.0
8	ROGER MILLS	119	557	676	582	94	86.1
9	LeFLORE	969	5,594	6,563	5,627	936	85.7
10	CRAIG	557	3,514	4,071	3,489	582	85.7
11	CHOCTAW	469	2,435	2,904	2,480	424	85.4
12	CUSTER	1,128	8,572	9,700	8,255	1,445	85.1
13	KINGFISHER	414	2,122	2,536	2,148	388	84.7
14	HUGHES	379	1,969	2,348	1,986	362	84.6
15	PAYNE	1,105	7,487	8,592	7,222	1,370	84.1
16	TILLMAN	267	1,743	2,010	1,675	335	83.3
17	McCURTAIN	1,003	4,551	5,554	4,595	959	82.7
18	McINTOSH	608	3,554	4,162	3,422	740	82.2
19	DEWEY	323	1,049	1,372	1,120	252	81.6
20	WAGONER	802	5,476	6,278	5,119	1,159	81.5
21	COMANCHE	19,105	15,875	34,980	28,238	6,742	80.7
22	LINCOLN	1,059	4,873	5,932	4,755	1,177	80.2
23	KAY	1,500	6,784	8,284	6,608	1,676	79.8
24	MAJOR	424	1,973	2,397	1,898	499	79.2
25	COAL	154	1,044	1,198	948	250	79.1
26	ALFALFA	262	1,454	1,716	1,346	370	78.4
27	MAYES	1,884	4,891	6,775	5,307	1,468	78.3
28	CLEVELAND	2,287	9,239	11,526	9,028	2,498	78.3
29	BRYAN	1,055	3,703	4,758	3,726	1,032	78.3
30	ELLIS	219	1,197	1,416	1,106	310	78.1
31	STEPHENS	1,345	6,666	8,011	6,218	1,793	77.6
32	LATIMER	385	1,292	1,677	1,298	379	77.4
33	LOGAN	1,049	4,769	5,818	4,465	1,353	76.7
34	PUSHMATAHA	338	1,385	1,723	1,318	405	76.5
35	JACKSON	1,038	4,343	5,381	4,088	1,293	76.0
36	WOODWARD	709	3,219	3,928	2,968	960	75.6
37	HARPER	386	1,246	1,632	1,233	399	75.6
38	GREER	265	893	1,158	873	285	75.4
39	BEAVER	533	1,755	2,288	1,724	564	75.3
40	ADAIR	937	2,465	3,402	2,534	868	74.5
41	WASHITA	897	3,168	4,065	3,023	1,042	74.4
42	LOVE	660	2,582	3,242	2,412	830	74.4
43	WOODS	573	1,528	2,101	1,556	545	74.1
44	MURRAY	864	3,593	4,457	3,296	1,161	74.0
45	COTTON	439	1,498	1,937	1,432	505	73.9
46	GARFIELD	1,700	6,847	8,547	6,278	2,269	73.5
47	SEMINOLE	1,562	3,936	5,498	4,018	1,480	73.1
48	GRANT	220	742	962	699	263	72.7
49	KIOWA	678	2,127	2,805	2,035	770	72.5
50	POTTAWATOMIE	2,219	7,727	9,946	7,148	2,798	71.9
51	CIMARRON	397	1,116	1,513	1,077	436	71.2
52	CADDO	2,503	5,606	8,109	5,753	2,356	70.9
53	MARSHALL	875	1,938	2,813	1,972	841	70.1
54	McCLAIN	1,334	3,715	5,049	3,532	1,517	70.0
55	TULSA	23,721	52,568	76,289	53,142	23,147	69.7
56	HASKELL	390	1,484	1,874	1,299	575	69.3
57	BLAINE	1,042	3,216	4,258	2,949	1,309	69.3
58	OKFUSKEE	677	2,105	2,782	1,923	859	69.1
59	NOWATA	456	1,114	1,570	1,083	487	69.0
60	TEXAS	1,615	4,282	5,897	4,016	1,881	68.1
61	OSAGE	1,779	3,654	5,433	3,695	1,738	68.0
62	PITTSBURG	2,293	6,135	8,428	5,653	2,775	67.1
63	OKMULGEE	2,147	4,808	6,955	4,642	2,313	66.7
64	CANADIAN	3,281	6,462	9,743	6,337	3,406	65.0
65	SEQUOYAH	1,679	5,679	7,358	4,764	2,594	64.7
66	JEFFERSON	1,027	2,257	3,284	2,089	1,195	63.6
67	OTTAWA	2,146	5,320	7,466	4,710	2,756	63.1
68	MUSKOGEE	6,825	6,697	13,522	8,374	5,148	61.9
69	WASHINGTON	1,758	3,276	5,034	3,090	1,944	61.4
70	ROGERS	3,480	6,259	9,739	5,676	4,063	58.3
71	CARTER	3,669	6,381	10,050	5,781	4,269	57.5
72	GRADY	4,153	8,012	12,165	6,863	5,302	56.4
73	DELAWARE	1,940	2,525	4,465	2,432	2,033	54.5
74	GARVIN	3,669	5,246	8,915	4,610	4,305	51.9
75	CREEK	6,440	8,242	14,682	7,096	7,586	48.3
76	CHEROKEE	2,866	4,397	7,263	3,321	3,942	45.7
77	OKLAHOMA	78,389	59,979	138,368	44,298	94,070	32.0
	STATE TOTALS	216,311	402,655	618,966	389,051	229,915	62.9

RATIO OF COMBINED CIVIL CASES TERMINATED TO TOTAL COMBINED CIVIL CASELOAD

RANK	COUNTY	CASES PENDING 1/1/76	CASES FILED 1976	TOTAL CASELOAD 1976	CASES TERMINATED 1976	CASES PENDING 12/31/76	% OF TOTAL CASELOAD TERMINATED
1	PAWNEE	86	577	663	635	28	95.8
2	PONTOTOC	243	1,809	2,052	1,812	240	88.3
3	JOHNSTON	551	489	1,040	871	169	83.8
4	CRAIG	203	894	1,097	913	184	83.2
5	ROGER MILLS	90	170	260	215	45	82.7
6	HARMON	62	223	285	232	53	81.4
7	COTTON	126	318	444	358	86	80.6
8	WAGONER	366	1,129	1,495	1,189	306	79.5
9	ATOKA	145	516	661	522	139	79.0
10	LeFLORE	411	2,464	2,875	2,260	615	78.6
11	TILLMAN	101	403	504	389	115	77.2
12	PAYNE	735	2,775	3,510	2,703	807	77.0
13	CHOCTAW	212	697	909	698	211	76.8
14	MAYES	1,244	1,629	2,873	2,202	671	76.6
15	KINGFISHER	242	746	988	752	236	76.1
16	HUGHES	275	866	1,141	864	277	75.7
17	CLEVELAND	1,340	4,646	5,986	4,443	1,543	74.2
18	McINTOSH	186	811	997	737	260	73.9
19	CUSTER	423	1,509	1,932	1,423	509	73.7
20	BECKHAM	240	775	1,015	742	273	73.1
21	LINCOLN	427	1,235	1,662	1,211	451	72.9
22	McCURTAIN	498	1,605	2,103	1,517	586	72.1
23	STEPHENS	503	2,056	2,559	1,840	719	71.9
24	COAL	83	306	389	275	114	70.7
25	KAY	967	2,855	3,822	2,669	1,153	69.8
26	WOODWARD	391	982	1,373	955	418	69.6
27	TEXAS	533	1,580	2,113	1,467	646	69.4
28	PUSHMATAHA	152	479	631	437	194	69.3
29	OKMULGEE	1,083	2,452	3,535	2,449	1,086	69.3
30	ADAIR	454	816	1,270	875	395	68.9
31	DEWEY	166	263	429	294	135	68.5
32	GREER	107	321	428	291	137	68.0
33	MAJOR	254	617	871	588	283	67.5
34	POTTAWATOMIE	1,061	2,280	3,341	2,233	1,108	66.8
35	TULSA	19,615	35,906	55,521	36,916	18,605	66.5
36	LOGAN	345	1,062	1,407	933	474	66.3
37	JACKSON	537	1,101	1,638	1,067	571	65.1
38	GARFIELD	1,009	3,024	4,033	2,623	1,410	65.0
39	WASHITA	217	514	731	465	266	63.6
40	SEQUOYAH	711	1,546	2,257	1,425	832	63.1
41	MUSKOGEE	5,353	4,462	9,815	6,153	3,662	62.7
42	OSAGE	1,104	1,409	2,513	1,572	941	62.6
43	BRYAN	530	1,238	1,768	1,107	661	62.6
44	LATIMER	246	429	675	418	257	61.9
45	ALFALFA	119	332	451	278	173	61.6
46	SEMINOLE	913	1,559	2,472	1,512	960	61.2
47	PITTSBURG	1,035	2,158	3,193	1,951	1,242	61.1
48	GRANT	143	222	365	221	144	60.5
49	NOWATA	332	562	894	532	362	59.5
50	KICWA	319	417	736	435	301	59.1
51	BEAVER	284	286	570	337	233	59.1
52	WOODS	310	372	682	401	281	58.8
53	HARPER	154	337	491	286	205	58.2
54	NOBLE	236	540	776	446	330	57.5
55	COMANCHE	4,491	5,467	9,958	5,629	4,329	56.5
56	ROGERS	783	1,531	2,314	1,296	1,018	56.0
57	LOVE	142	379	521	292	229	56.0
58	OTTAWA	1,498	1,947	3,445	1,876	1,569	54.5
59	ELLIS	151	248	399	217	182	54.4
60	CARTER	2,050	2,459	4,509	2,443	2,066	54.2
61	MURRAY	352	635	987	534	453	54.1
62	CANADIAN	1,706	2,217	3,923	2,039	1,884	52.0
63	WASHINGTON	1,272	1,847	3,119	1,614	1,505	51.7
64	HASKELL	288	441	729	368	361	50.5
65	OKFUSKEE	333	559	892	443	449	49.7
66	McCLAIN	495	635	1,130	546	584	48.3
67	CADDO	1,233	1,410	2,643	1,260	1,383	47.7
68	GRADY	1,537	2,076	3,613	1,688	1,925	46.7
69	BLAINE	692	746	1,438	649	789	45.1
70	CIMARRON	180	191	371	163	208	43.9
71	MARSHALL	478	493	971	407	564	41.9
72	JEFFERSON	497	466	963	398	565	41.3
73	GARVIN	1,561	1,300	2,861	1,117	1,744	39.0
74	DELAWARE	870	991	1,861	708	1,153	38.0
75	CHEROKEE	1,993	1,948	3,941	1,342	2,599	34.1
76	CREEK	4,422	2,732	7,154	2,077	5,077	29.0
77	OKLAHOMA	63,832	39,347	103,179	25,689	77,490	24.9
	STATE TOTALS	138,328	168,834	307,162	152,934	154,228	49.8

RATIO OF COMBINED CRIMINAL CASES TERMINATED TO TOTAL COMBINED CRIMINAL CASELOAD

RANK	COUNTY	CASES PENDING 1/1/76	CASES FILED 1975	TOTAL CASELOAD 1976	CASES TERMINATED 1976	CASES PENDING 12/31/76	% OF TOTAL CASELOAD TERMINATED
1	PAWNEE	35	2,895	2,930	2,911	19	99.4 %
2	NOBLE	123	3,593	3,716	3,563	153	95.9
3	HARMON	56	725	781	731	50	93.6
4	ATOKA	157	1,331	1,488	1,385	103	93.1
5	PONTOTOC	73	741	814	757	57	93.0
6	HUGHES	104	1,103	1,207	1,122	85	93.0
7	BECKHAM	569	3,324	3,893	3,606	287	92.6
8	LeFLORE	558	3,130	3,688	3,367	321	91.3
9	JOHNSTON	295	1,207	1,502	1,365	137	90.9
10	COMANCHE	14,614	10,408	25,022	22,609	2,413	90.4
11	KINGFISHER	172	1,376	1,548	1,396	152	90.2
12	CHOCTAW	257	1,738	1,995	1,782	213	89.3
13	McCURTAIN	505	2,946	3,451	3,078	373	89.2
14	PAYNE	370	4,712	5,082	4,519	563	88.9
15	KAY	533	3,929	4,462	3,939	523	88.3
16	ROGER MILLS	29	387	416	367	49	88.2
17	CUSTER	705	7,063	7,768	6,832	936	88.0
18	LATIMER	139	863	1,002	880	122	87.8
19	DEWEY	157	786	943	826	117	87.6
20	BRYAN	525	2,465	2,990	2,619	371	87.6
21	ELLIS	68	949	1,017	889	128	87.4
22	CRAIG	354	2,620	2,974	2,576	398	86.6
23	MAJOR	170	1,356	1,526	1,310	216	85.8
24	TILLMAN	166	1,340	1,506	1,286	220	85.4
25	MARSHALL	397	1,445	1,842	1,565	277	85.0
26	McINTOSH	422	2,743	3,165	2,685	480	84.8
27	ALFALFA	143	1,122	1,265	1,068	197	84.4
28	COAL	71	738	809	673	136	83.2
29	LINCOLN	632	3,638	4,270	3,544	726	83.0
30	HARPER	232	909	1,141	947	194	83.0
31	SEMINOLE	649	2,377	3,026	2,506	520	82.8
32	CLEVELAND	947	4,593	5,540	4,585	955	82.8
33	CADDO	1,270	4,196	5,466	4,493	973	82.2
34	WAGONER	436	4,347	4,783	3,930	853	82.2
35	BLAINE	350	2,470	2,820	2,300	520	81.6
36	NOWATA	124	552	676	551	125	81.5
37	WOODS	263	1,156	1,419	1,155	264	81.4
38	HASKELL	102	1,043	1,145	931	214	81.3
39	GARFIELD	691	3,823	4,514	3,655	859	81.0
40	BEAVER	249	1,469	1,718	1,387	331	80.7
41	JACKSON	501	3,242	3,743	3,021	722	80.7
42	PUSHMATAHA	186	906	1,092	881	211	80.7
43	STEPHENS	842	4,610	5,452	4,378	1,074	80.3
44	LOGAN	704	3,707	4,411	3,532	879	80.1
45	GRANT	77	520	597	478	119	80.1
46	CIMARRON	217	925	1,142	914	228	80.0
47	GREER	158	572	730	582	148	79.7
48	MURRAY	512	2,958	3,470	2,762	708	79.6
49	MAYES	640	3,262	3,902	3,105	797	79.6
50	WOODWARD	318	2,237	2,555	2,013	542	78.8
51	OKFUSKEE	344	1,546	1,890	1,480	410	78.3
52	TULSA	4,106	16,662	20,768	16,236	4,542	78.1
53	LOVE	518	2,203	2,721	2,120	601	77.9
54	ADAIR	483	1,649	2,132	1,659	473	77.8
55	KIOWA	359	1,710	2,069	1,600	469	77.3
56	WASHINGTON	486	1,429	1,915	1,476	439	77.1
57	WASHITA	680	2,654	3,334	2,558	776	76.7
58	McCLAIN	839	3,080	3,919	2,986	933	76.2
59	POTTAWATOMIE	1,158	5,447	6,605	4,915	1,690	74.4
60	CANADIAN	1,575	4,245	5,820	4,298	1,522	73.8
61	JEFFERSON	530	1,791	2,321	1,691	630	72.9
62	OSAGE	675	2,245	2,920	2,123	797	72.7
63	COTTON	313	1,180	1,493	1,074	419	71.9
64	PITTSBURG	1,258	3,977	5,235	3,702	1,533	70.7
65	OTTAWA	648	3,373	4,021	2,834	1,187	70.5
66	TEXAS	1,082	2,702	3,784	2,549	1,235	67.4
67	CREEK	2,018	5,510	7,528	5,019	2,509	66.7
68	DELAWARE	1,070	1,534	2,604	1,724	880	66.2
69	SEQUOYAH	968	4,133	5,101	3,339	1,762	65.5
70	OKMULGEE	1,064	2,356	3,420	2,193	1,227	64.1
71	GRADY	2,616	5,936	8,552	5,175	3,377	60.5
72	CARTER	1,619	3,922	5,541	3,338	2,203	60.2
73	MUSKOGEE	1,472	2,235	3,707	2,221	1,486	59.9
74	CHEROKEE	873	2,449	3,322	1,979	1,343	59.6
75	ROGERS	2,697	4,728	7,425	4,380	3,045	59.0
76	GARVIN	2,108	3,946	6,054	3,493	2,561	57.7
77	OKLAHOMA	14,557	20,632	35,189	18,609	16,580	52.6
	STATE TOTALS	77,983	233,821	311,804	236,117	75,687	75.7

RATIO OF CIVIL CASES TERMINATED TO TOTAL CIVIL CASELOAD

RANK	COUNTY	CASES PENDING 1/1/76	CASES FILED 1976	TOTAL CASELOAD 1976	CASES TERMINATED 1976	CASES PENDING 12/31/76	% OF TOTAL CASELOAD TERMINATED
1	HARMON	10	23	33	31	2	93.9
2	PAWNEE	34	163	197	176	21	89.3
3	PONTOTOC	91	418	509	439	70	86.2
4	CRAIG	53	203	256	209	47	81.6
5	CHOCTAW	56	129	185	151	34	81.6
6	PUSHMATAHA	42	165	207	168	39	81.2
7	CLEVELAND	354	1,129	1,483	1,184	299	79.8
8	GRANT	21	53	74	59	15	79.7
9	GREER	14	55	69	54	15	78.3
10	WOODWARD	101	184	285	223	62	78.2
11	COTTON	26	55	81	71	20	78.0
12	McINTOSH	84	168	252	191	61	75.8
13	LeFLORE	147	419	566	425	141	75.1
14	BECKHAM	62	148	210	156	54	74.3
15	COAL	39	76	115	85	30	73.9
16	TILLMAN	22	86	108	79	29	73.1
17	SEMINOLE	301	469	770	563	207	73.1
18	McCURTAIN	144	428	572	418	154	73.1
19	JOHNSTON	98	81	179	129	50	72.1
20	WAGONER	84	258	342	242	100	70.8
21	MAYES	187	360	547	383	164	70.0
22	CADDO	148	213	361	247	114	68.4
23	LOGAN	63	193	256	173	83	67.6
24	ROGER MILLS	16	39	55	37	18	67.3
25	PITTSBURG	269	527	796	533	263	67.0
26	POTTAWATOMIE	326	502	828	549	279	66.3
27	HASKELL	82	110	192	127	65	66.1
28	LINCOLN	165	350	515	336	179	65.2
29	WOODS	39	74	113	73	40	64.6
30	TEXAS	110	214	324	205	119	63.6
31	CUSTER	96	222	318	200	118	62.9
32	ADAIR	123	154	277	174	103	62.8
33	ATOKA	83	149	232	145	87	62.5
34	OKMULGEE	278	411	689	430	259	62.4
35	WASHINGTON	52	85	137	84	53	61.3
36	BEAVER	67	67	134	82	52	61.2
37	KINGFISHER	52	141	193	116	77	60.1
38	GARFIELD	219	548	767	460	307	60.0
39	COMANCHE	934	1,126	2,060	1,227	833	59.6
40	ALFALFA	23	92	115	68	47	59.1
41	STEPHENS	179	346	525	310	215	59.0
42	OSAGE	209	258	467	275	192	58.9
43	KAY	303	523	826	480	346	58.1
44	BLAINE	100	158	258	150	108	58.1
45	LATIMER	39	61	100	58	42	58.0
46	JEFFERSON	42	65	107	62	45	57.9
47	HUGHES	60	154	214	123	91	57.5
48	ELLIS	23	45	68	39	29	57.4
49	DEWEY	37	74	111	63	48	56.8
50	PAYNE	263	422	685	379	306	55.3
51	JACKSON	86	173	259	143	116	55.2
52	OTTAWA	138	394	532	289	243	54.3
53	SEQUOYAH	223	381	604	326	278	54.0
54	OKFUSKEE	34	118	152	82	70	53.9
55	MAJOR	42	104	146	78	68	53.4
56	CANADIAN	399	415	814	431	383	52.9
57	NOWATA	77	100	177	93	84	52.5
58	MUSKOGEE	1,023	973	1,996	1,011	985	50.7
59	GRADY	356	486	842	412	430	48.9
60	BRYAN	185	297	482	226	256	46.9
61	McCLAIN	192	180	372	160	212	43.0
62	ROGERS	243	435	678	284	394	41.9
63	TULSA	6,683	9,248	15,931	6,626	9,305	41.6
64	CIMARRON	43	35	78	31	47	39.7
65	CHEROKEE	428	341	769	301	468	39.1
66	DELAWARE	316	290	606	225	381	37.1
67	WASHINGTON	454	350	804	292	512	36.3
68	KIOWA	86	72	158	57	101	36.1
69	MURRAY	111	113	224	79	145	35.3
70	LOVE	58	84	142	49	93	34.5
71	HARPER	53	46	99	34	65	34.3
72	MARSHALL	157	91	248	83	165	33.5
73	CARTER	476	443	919	305	614	33.2
74	GARVIN	271	245	516	170	346	32.9
75	NOBLE	51	74	125	41	84	32.8
76	CREEK	1,073	678	1,751	532	1,219	30.4
77	OKLAHOMA	21,051	14,218	35,269	9,893	25,376	28.1
	STATE TOTALS	40,679	42,787	83,466	34,894	48,572	41.8

RATIO OF DOMESTIC CASES TERMINATED TO TOTAL DOMESTIC CASELOAD

RANK	COUNTY	CASES PENDING 1/1/76	CASES FILED 1976	TOTAL CASELOAD 1976	TOTAL TERMINATED 1976	CASES PENDING 12/31/76	% OF TOTAL CASELOAD TERMINATED
1	PAWNEE	27	112	139	139	-0-	100.0
2	WAGONER	63	343	406	378	28	93.1
3	ROGER MILLS	7	34	41	38	3	92.7
4	POTTAWATOMIE	56	574	630	566	64	89.8
5	PUSHMATAHA	21	105	126	111	15	88.1
6	PONTIAC	33	359	392	345	47	88.0
7	CHOCTAW	16	166	182	160	22	87.9
8	LeFLORE	78	513	591	515	76	87.1
9	WOODWARD	73	249	322	280	42	87.0
10	LINCOLN	32	213	245	213	32	86.9
11	GREER	7	80	87	75	12	86.2
12	BEAVER	18	47	65	56	9	86.2
13	BECKHAM	20	190	210	179	31	85.2
14	CLEVELAND	261	1,249	1,510	1,284	226	85.0
15	JOHNSTON	92	96	188	159	29	84.6
16	TILLMAN	17	103	120	101	19	84.2
17	HARMON	10	47	57	48	9	84.2
18	PITTSBURG	170	513	683	562	121	82.3
19	DEWEY	18	61	79	65	14	82.3
20	McCURTAIN	115	481	596	483	113	81.0
21	GRANT	8	36	44	35	9	79.5
22	SEQUOYAH	154	391	545	432	113	79.3
23	McINTOSH	31	170	201	159	42	79.1
24	COAL	20	61	81	64	17	79.0
25	KINGFISHER	27	100	127	100	27	78.7
26	ELLIS	8	48	56	44	12	78.6
27	MAJOR	13	64	77	60	17	77.9
28	ROGERS	153	444	597	464	133	77.7
29	WOODS	37	100	137	106	31	77.4
30	ALFALFA	11	51	62	48	14	77.4
31	ATOKA	31	121	152	117	35	77.0
32	CUSTER	65	273	338	260	78	76.9
33	JEFFERSON	32	113	145	111	34	76.6
34	JACKSON	138	456	594	445	149	74.9
35	MAYES	267	307	574	429	145	74.7
36	ADAIR	86	205	291	217	74	74.6
37	TULSA	1,201	6,674	7,875	5,805	2,070	73.7
38	SEMINOLE	139	282	421	308	113	73.2
39	CRAIG	56	153	209	153	56	73.2
40	NOBLE	27	95	122	89	33	73.0
41	LOGAN	43	213	256	187	69	73.0
42	COTTON	12	76	88	64	24	72.7
43	BRYAN	118	390	508	365	143	71.9
44	OKMULGEE	161	404	565	404	161	71.5
45	KIOWA	38	103	141	100	41	70.9
46	HUGHES	85	162	247	175	72	70.9
47	KAY	176	564	740	524	216	70.8
48	PAYNE	180	531	711	481	230	67.7
49	TEXAS	68	182	250	169	81	67.6
50	CARTER	413	520	933	623	310	66.8
51	HARPER	14	26	40	26	14	65.0
52	OSAGE	291	400	691	448	243	64.8
53	STEPHENS	197	496	693	446	247	64.4
54	CANADIAN	319	469	788	501	287	63.6
55	NOWATA	55	111	166	104	62	62.7
56	BLAINE	51	98	149	93	56	62.4
57	GARFIELD	229	702	931	577	354	62.0
58	OKFUSKEE	38	93	131	79	52	60.3
59	LOVE	29	107	136	82	54	60.3
60	COMANCHE	1,549	1,828	3,377	1,952	1,425	57.8
61	GRADY	333	469	802	455	347	56.7
62	CADDO	182	400	582	321	261	55.2
63	MURRAY	57	129	186	99	87	53.2
64	WASHITA	69	123	192	102	90	53.1
65	MUSKOGEE	716	838	1,554	823	731	53.0
66	MARSHALL	70	122	192	100	92	52.1
67	LATIMER	65	89	154	79	75	51.3
68	OTTAWA	227	425	652	330	322	50.6
69	HASKELL	52	122	174	87	87	50.0
70	CIMARRON	28	18	46	23	23	50.0
71	CREEK	643	698	1,341	639	702	47.7
72	McCLAIN	143	183	326	154	172	47.2
73	GARVIN	256	317	573	265	308	46.2
74	WASHINGTON	443	550	993	451	542	45.4
75	DELAWARE	185	224	409	178	231	43.5
76	CHEROKEE	441	333	774	274	500	35.4
77	OKLAHOMA	8,635	9,297	17,932	6,325	11,607	35.3
	STATE TOTALS	20,249	37,491	57,740	33,308	24,432	57.7

RATIO OF PROBATE CASES TERMINATED TO TOTAL PROBATE CASELOAD

RANK	COUNTY	CASES PENDING 1/1/76	CASES FILED 1976	TOTAL CASELOAD 1976	CASES TERMINATED 1976	CASES PENDING 12/31/76	% OF TOTAL CASELOAD TERMINATED
1	ATOKA	4	59	63	62	1	98.4
2	PAWNEE	25	90	115	108	7	93.9
3	PONTOTOC	43	212	255	210	45	82.4
4	McINTOSH	5	114	119	98	21	82.4
5	ROGER MILLS	63	47	110	86	24	78.2
6	COTTON	61	63	124	93	31	75.0
7	HUGHES	64	158	222	165	57	74.3
8	CLEVELAND	181	391	572	404	168	70.6
9	GREER	43	94	137	95	42	69.3
10	CARTER	510	263	773	536	237	69.3
11	WAGONER	105	132	237	164	73	69.2
12	ADAIR	41	113	154	106	48	68.8
13	OKMULGEE	144	291	435	294	141	67.6
14	TILLMAN	58	100	158	106	52	67.1
15	CUSTER	94	191	285	190	95	66.7
16	OTTAWA	76	195	271	180	91	66.4
17	LINCOLN	63	166	229	151	78	65.9
18	LeFLORE	96	215	311	205	106	65.9
19	KINGFISHER	112	119	231	152	79	65.8
20	WASHITA	66	121	187	121	66	64.7
21	CRAIG	43	95	138	89	49	64.5
22	WOODWARD	21	147	168	107	61	63.7
23	WASHINGTON	124	233	357	226	131	63.3
24	TULSA	792	1,989	2,781	1,756	1,025	63.1
25	LOVE	42	39	81	51	30	63.0
26	POTTAWATOMIE	237	344	581	363	218	62.5
27	DEWEY	71	67	138	86	52	62.3
28	HARMON	40	53	93	57	36	61.3
29	COMANCHE	521	362	883	532	351	60.2
30	DELAWARE	123	156	279	167	112	59.9
31	LATIMER	38	89	127	76	51	59.8
32	PAYNE	199	274	473	279	194	59.0
33	STEPHENS	28	266	294	172	122	58.5
34	KAY	213	326	539	302	237	56.0
35	MAJOR	77	88	165	92	73	55.8
36	McCLAIN	87	105	192	106	86	55.2
37	SEQUOYAH	41	108	149	81	68	54.4
38	GARFIELD	425	399	824	444	380	53.9
39	MAYES	149	177	326	172	154	52.8
40	ALFALFA	76	118	194	102	92	52.6
41	TEXAS	124	170	294	154	140	52.4
42	JACKSON	165	188	353	178	175	50.4
43	BLAINE	106	119	225	113	112	50.2
44	GARVIN	199	202	401	201	200	50.1
45	COAL	17	39	56	28	28	50.0
46	MUSKOGEE	303	283	586	292	294	49.8
47	MURRAY	99	100	199	99	100	49.7
48	KIOWA	122	119	241	118	123	49.0
49	CIMARRON	49	42	91	44	47	48.4
50	BRYAN	141	163	304	145	159	47.7
51	GRANT	114	88	202	95	107	47.0
52	PUSHMATAHA	42	74	116	53	63	45.7
53	LOGAN	181	202	383	174	209	45.4
54	BECKHAM	144	154	298	132	166	44.3
55	CHEROKEE	158	144	302	132	170	43.7
56	CANADIAN	282	265	547	237	310	43.3
57	HARPER	73	61	134	56	78	41.8
58	WOODS	125	113	238	99	139	41.6
59	NOWATA	97	62	159	66	93	41.5
60	ROGERS	161	168	329	136	193	41.3
61	OKFUSKEE	85	79	164	67	97	40.9
62	CHOCTAW	123	102	225	92	133	40.9
63	ELLIS	109	93	202	81	121	40.1
64	OSAGE	314	218	532	212	320	39.8
65	CADDO	225	217	442	176	266	39.8
66	BEAVER	155	76	231	91	140	39.4
67	GRADY	495	308	803	309	494	38.5
68	JOHNSTON	56	65	121	46	75	38.0
69	MARSHALL	81	94	175	63	112	36.0
70	McCURTAIN	107	181	288	94	194	32.6
71	NOBLE	153	77	230	74	156	32.2
72	CREEK	597	299	896	287	609	32.0
73	PITTSBURG	349	242	591	173	418	29.3
74	JEFFERSON	117	55	172	48	124	27.9
75	OKLAHOMA	5,133	2,826	7,959	2,215	5,744	27.8
76	SEMINOLE	419	188	607	159	448	26.2
77	HASKELL	95	44	139	20	119	14.4
	STATE TOTALS	16,516	16,489	33,005	15,545	17,460	47.1

RATIO OF SMALL CLAIMS CASES TERMINATED TO TOTAL SMALL CLAIMS CASELOAD

RANK	COUNTY	CASES PENDING 1/1/76	CASES FILED 1976	TOTAL CASELOAD 1976	CASES TERMINATED 1976	CASES PENDING 12/31/76	% OF TOTAL CASELOAD TERMINATED
1	ROGER MILLS	-0-	40	40	40	-0-	100.0
2	PAWNEE	-0-	161	161	161	-0-	100.0
3	PAYNE	70	1,423	1,493	1,459	34	97.7
4	ATOKA	5	163	168	164	4	97.6
5	JOHNSTON	302	240	542	528	14	97.4
6	HARMON	1	82	83	79	4	95.2
7	CRAIG	50	408	458	433	25	94.5
8	CHOCTAW	17	265	282	266	16	94.3
9	BECKHAM	6	252	258	243	15	94.2
10	STEPHENS	36	812	848	787	61	92.8
11	BRYAN	20	339	359	332	27	92.5
12	PONTOTOC	65	756	821	759	62	92.4
13	DEWEY	19	42	61	56	5	91.8
14	COTTON	27	106	133	122	11	91.7
15	TILLMAN	-0-	103	103	93	10	90.3
16	KINGFISHER	45	373	418	372	46	89.0
17	HUGHES	60	374	434	384	50	88.5
18	OSAGE	176	441	617	543	74	88.0
19	MAYES	486	696	1,182	1,035	147	87.6
20	McCURTAIN	56	403	459	401	58	87.4
21	NOBLE	-0-	268	268	233	35	86.9
22	WAGONER	69	327	396	343	53	86.6
23	KIOWA	68	108	176	149	27	84.7
24	KAY	214	1,337	1,551	1,282	269	82.7
25	HARPER	8	198	206	164	42	79.6
26	WOODS	80	70	150	119	31	79.3
27	TULSA	10,625	16,517	27,142	21,458	5,684	79.1
28	LOGAN	40	385	425	336	89	79.1
29	LeFLORE	80	1,231	1,311	1,035	276	78.9
30	COAL	3	88	91	71	20	78.0
31	WASHITA	21	154	175	136	39	77.7
32	BEAVER	38	90	128	99	29	77.3
33	CUSTER	168	767	935	721	214	77.1
34	ELLIS	6	53	59	45	14	76.3
35	LINCOLN	150	448	598	453	145	75.8
36	TEXAS	224	956	1,180	882	298	74.7
37	GARFIELD	127	1,318	1,445	1,079	366	74.7
38	SEMINOLE	39	560	599	447	152	74.6
39	ALFALFA	4	63	67	50	17	74.6
40	MAJOR	95	332	427	318	109	74.5
41	McINTOSH	46	283	329	242	87	73.6
42	LOVE	10	130	140	102	38	72.9
43	GRANT	-0-	39	39	28	11	71.8
44	OKMULGEE	476	1,231	1,707	1,218	489	71.4
45	ADAIR	167	274	441	313	128	71.0
46	MUSKOGEE	3,309	2,208	5,517	3,891	1,626	70.5
47	JACKSON	26	163	189	133	56	70.4
48	MURRAY	53	246	299	205	94	68.6
49	NOWATA	95	277	372	255	117	68.5
50	LATIMER	96	175	271	185	86	68.3
51	WASHINGTON	199	595	794	536	258	67.5
52	COMANCHE	681	1,966	2,647	1,776	871	67.1
53	CLEVELAND	498	1,708	2,206	1,439	767	65.2
54	ROGERS	129	420	549	354	195	64.5
55	HASKELL	39	144	183	110	73	60.1
56	SEQUOYAH	263	599	862	514	348	59.6
57	PITTSBURG	150	764	914	538	376	58.9
58	PUSHMATAHA	44	115	159	91	68	57.2
59	CARTER	617	1,082	1,699	946	753	55.7
60	WOODWARD	168	378	546	294	252	53.8
61	POTTAWATOMIE	430	702	1,132	602	530	53.2
62	OTTAWA	1,010	861	1,871	995	876	53.2
63	McCLAIN	61	143	204	106	98	52.0
64	CANADIAN	520	970	1,490	744	746	49.9
65	OKFUSKEE	171	241	412	191	221	46.4
66	MARSHALL	143	179	322	148	174	46.0
67	GREER	43	81	124	56	68	45.2
68	GRADY	340	770	1,110	486	624	43.8
69	CIMARRON	59	85	144	61	83	42.4
70	CADDO	673	523	1,196	479	717	40.1
71	CHEROKEE	765	1,042	1,807	608	1,199	33.6
72	GARVIN	754	501	1,255	420	835	33.5
73	JEFFERSON	292	218	510	169	341	33.1
74	BLAINE	421	330	751	247	504	32.9
75	DELAWARE	184	297	481	123	358	25.6
76	CREEK	2,101	960	3,061	519	2,542	17.0
77	OKLAHOMA	28,440	10,346	38,786	5,583	33,203	14.4
	STATE TOTALS	56,973	63,795	120,768	62,384	58,384	51.7

RATIO OF JUVENILE CASES TERMINATED TO TOTAL JUVENILE CASELOAD

RANK	COUNTY	CASES PENDING 1/1/76	CASES FILED 1976	TOTAL CASELOAD 1976	CASES TERMINATED 1976	CASES PENDING 12/31/76	% OF TOTAL CASELOAD TERMINATED
1	ROGER MILLS	4	10	14	14	-0-	100.0
2	PAWNEE	-0-	51	51	51	-0-	100.0
3	GREER	-0-	11	11	11	-0-	100.0
4	COTTON	-0-	8	8	8	-0-	100.0
5	WOODWARD	28	24	52	51	1	98.1
6	GARFIELD	9	57	66	63	3	95.5
7	CREEK	8	97	105	100	5	95.2
8	CUSTER	-0-	56	56	52	4	92.9
9	POTTAWATOMIE	12	158	170	153	17	90.0
10	JOHNSTON	3	7	10	9	1	90.0
11	HARMON	1	18	19	17	2	89.5
12	TEXAS	7	58	65	57	8	87.7
13	LATIMER	8	15	23	20	3	87.0
14	MUSKOGEE	2	160	162	136	26	84.0
15	BLAINE	14	41	55	46	9	83.6
16	LeFLORE	10	86	96	80	16	83.3
17	CHOCTAW	-0-	35	35	29	6	82.9
18	BECKHAM	8	31	39	32	7	82.1
19	CRAIG	1	35	36	29	7	80.6
20	PONTOTOC	11	64	75	59	16	78.7
21	LINCOLN	17	58	75	58	17	77.3
22	ALFALFA	5	8	13	10	3	76.9
23	MAYES	155	89	244	183	61	75.0
24	BEAVER	6	6	12	9	3	75.0
25	SEQUOYAH	30	67	97	72	25	74.2
26	OKMULGEE	24	115	139	103	36	74.1
27	ATOKA	22	24	46	34	12	73.9
28	OKFUSKEE	5	28	33	24	9	72.7
29	LOGAN	18	69	87	63	24	72.4
30	MAJOR	27	29	56	40	16	71.4
31	TULSA	314	1,478	1,792	1,271	521	70.9
32	PAYNE	23	125	148	105	43	70.9
33	HUGHES	6	18	24	17	7	70.8
34	NOWATA	8	12	20	14	6	70.0
35	PITTSBURG	97	112	209	145	64	69.4
36	JACKSON	122	121	243	168	75	69.1
37	OTTAWA	47	72	119	82	37	68.9
38	TILLMAN	4	11	15	10	5	66.7
39	GRANT	-0-	6	6	4	2	66.7
40	MURRAY	32	47	79	52	27	65.8
41	McCURTAIN	76	112	188	121	67	64.4
42	WASHINGTON	52	119	171	109	62	63.7
43	KINGFISHER	6	13	19	12	7	63.2
44	STEPHENS	63	136	199	125	74	62.8
45	CLEVELAND	46	169	215	132	83	61.4
46	PUSHMATAHA	3	20	23	14	9	60.9
47	ADAIR	37	70	107	65	42	60.7
48	DEWEY	21	19	40	24	16	60.0
49	CADDO	5	57	62	37	25	59.7
50	COAL	4	42	46	27	19	58.7
51	HASKELL	20	21	41	24	17	58.5
52	ELLIS	5	9	14	8	6	57.1
53	McCLAIN	12	24	36	20	16	55.6
54	WASHITA	9	31	40	22	18	55.0
55	KIOWA	5	15	20	11	9	55.0
56	WAGONER	45	69	114	62	52	54.4
57	GARVIN	81	35	116	61	55	52.6
58	OKLAHOMA	573	2,660	3,233	1,673	1,560	51.7
59	HARPER	6	6	12	6	6	50.0
60	McINTOSH	20	76	96	47	49	49.0
61	KAY	61	105	166	81	85	48.8
62	SEMINOLE	15	60	75	35	40	46.7
63	GRADY	13	43	56	26	30	46.4
64	OSAGE	114	92	206	94	112	45.6
65	CANADIAN	186	98	284	126	158	44.4
66	MARSHALL	27	7	34	13	21	38.2
67	LOVE	3	19	22	8	14	36.4
68	ROGERS	97	64	161	58	103	36.0
69	BRYAN	66	49	115	39	76	33.9
70	CIMARRON	1	11	12	4	8	33.3
71	NOBLE	5	26	31	9	22	29.0
72	JEFFERSON	14	15	29	8	21	27.6
73	CARTER	34	151	185	33	152	17.8
74	DELAWARE	62	24	86	15	71	17.4
75	COMANCHE	806	185	991	142	849	14.3
76	CHEROKEE	201	88	289	27	262	9.3
77	WOODS	29	15	44	4	40	9.1
	STATE TOTALS	3,911	8,272	12,183	6,803	5,380	55.8

RATIO OF FELONY CASES TERMINATED TO TOTAL FELONY CASELOAD

RANK	COUNTY	CASES PENDING 1/1/76	CASES FILED 1976	TOTAL CASELOAD 1976	CASES TERMINATED 1976	CASES PENDING 12/31/76	% OF TOTAL CASELOAD TERMINATED
1	PAWNEE	8	67	75	75		100.0 %
2	HUGHES	22	66	88	79	9	89.3
3	TULSA	297	3,438	3,735	3,316	419	88.8
4	LATIMER	36	54	90	79	11	87.8
5	ELLIS	16	19	35	30	5	85.7
6	BRYAN	129	130	259	216	43	83.4
7	PONTOTOC	49	126	175	143	32	81.7
8	ATOKA	64	67	131	103	28	78.6
9	KINGFISHER	33	41	74	58	16	78.4
10	BECKHAM	17	68	85	66	19	77.6
11	NOBLE	46	59	105	80	25	76.2
12	LEFLORE	61	237	298	220	78	73.8
13	HARMON	7	29	36	26	10	72.2
14	COMANCHE	1,636	1,093	2,729	1,940	789	71.1
15	WASHINGTON	171	230	401	285	116	71.1
16	HASKELL	27	74	101	71	30	70.3
17	CLEVELAND	234	662	896	628	268	70.1
18	JOHNSTON	27	46	73	51	22	69.9
19	CHOCTAW	111	114	225	153	72	68.0
20	CUSTER	79	140	219	147	72	67.1
21	ROGER MILLS	8	16	24	16	8	66.7
22	MAYES	248	305	553	351	202	63.5
23	DEWEY	53	29	82	52	30	63.4
24	LOGAN	52	133	185	116	69	62.7
25	MCCURTAIN	49	205	254	158	96	62.2
26	TILLMAN	12	72	84	52	32	61.9
27	LOVE	60	78	138	85	53	61.6
28	OSAGE	145	109	254	152	102	59.8
29	CADDO	100	166	266	159	107	59.8
30	CANADIAN	326	278	604	355	249	58.8
31	COAL	12	46	58	33	25	56.9
32	COTTON	47	51	98	55	43	56.1
33	PITTSBURG	305	300	605	337	268	55.7
34	CIMARRON	43	47	90	50	40	55.6
35	WAGONER	67	99	166	92	74	55.4
36	KAY	164	252	416	230	186	55.3
37	PUSHMATAHA	22	54	76	42	34	55.3
38	OTTAWA	107	306	413	227	186	55.0
39	PAYNE	123	323	446	243	203	54.5
40	GARFIELD	249	469	718	383	335	53.3
41	LINCOLN	83	157	240	126	114	52.5
42	MUSKOGEE	439	382	821	431	390	52.5
43	CRAIG	95	147	242	127	115	52.5
44	MCINTOSH	83	102	185	97	88	52.4
45	MARSHALL	109	71	180	94	86	52.2
46	STEPHENS	275	359	634	317	317	50.0
47	BLAINE	91	89	180	88	92	48.9
48	GRANT	16	23	39	19	20	48.7
49	ADAIR	76	103	179	84	95	46.9
50	BEAVER	36	46	82	38	44	46.3
51	SEMINOLE	203	191	394	179	215	45.4
52	CHEROKEE	163	192	355	159	196	44.8
53	GREER	20	34	54	24	30	44.4
54	NOWATA	35	25	60	26	34	43.3
55	SEQUOYAH	204	263	467	196	271	42.0
56	MURRAY	75	100	175	73	102	41.7
57	POTTAWATOMIE	425	468	893	345	548	38.6
58	OKMULGEE	281	261	542	209	333	38.6
59	HARPER	55	37	92	35	57	38.0
60	WASHITA	80	92	172	65	107	37.8
61	OKLAHOMA	6,281	4,797	11,078	4,173	6,905	37.7
62	JEFFERSON	85	55	140	51	89	36.4
63	CARTER	364	247	611	218	393	35.7
64	WOODWARD	83	108	191	67	124	35.1
65	TEXAS	363	299	662	231	431	34.9
66	ROGERS	295	261	556	188	368	33.8
67	JACKSON	252	199	451	150	301	33.3
68	KIOWA	103	66	169	56	113	33.1
69	WOODS	84	61	145	44	101	30.3
70	ALFALFA	28	55	83	25	58	30.1
71	MAJOR	37	33	70	20	50	28.6
72	MCCLAIN	176	103	279	78	201	28.0
73	CREEK	436	247	683	170	513	24.9
74	GARVIN	323	141	464	92	372	19.8
75	OKFUSKEE	46	28	74	13	61	17.6
76	GRADY	314	140	454	76	378	16.7
77	DELAWARE	95	99	194	27	167	13.9
STATE TOTALS		17,471	20,179	37,650	19,365	18,285	51.4

RATIO OF MISDEMEANOR CASES TERMINATED TO TOTAL MISDEMEANOR CASELOAD

RANK	COUNTY	CASES PENDING 1/1/76	CASES FILED 1976	TOTAL CASELOAD 1976	CASES TERMINATED 1976	CASES PENDING 12/31/76	% OF TOTAL CASELOAD TERMINATED
1	PAWNEE	27	2,828	2,855	2,836	19	99.3
2	NOBLE	77	3,534	3,611	3,483	128	96.5
3	PONTOTOC	24	615	639	614	25	96.1
4	HARMON	49	696	745	705	40	94.6
5	ATOKA	93	1,264	1,357	1,282	75	94.5
6	HUGHES	82	1,037	1,110	1,043	76	93.2
7	BECKHAM	552	3,256	3,808	3,540	268	93.0
8	LeFLORE	497	2,893	3,390	3,147	243	92.8
9	COMANCHE	12,978	9,315	22,293	20,669	1,624	92.7
10	PAYNE	247	4,389	4,636	4,276	360	92.2
11	CHOCTAW	146	1,624	1,770	1,629	141	92.0
12	JOHNSTON	268	1,161	1,429	1,314	115	92.0
13	KAY	369	3,677	4,046	3,709	337	91.7
14	McCURTAIN	456	2,741	3,197	2,920	277	91.3
15	KINGFISHER	139	1,335	1,474	1,338	136	90.8
16	DEWEY	104	757	861	774	87	89.9
17	CRAIG	259	2,473	2,732	2,449	283	89.6
18	ROGER MILLS	21	371	392	351	41	89.5
19	MAJOR	133	1,323	1,456	1,290	166	88.6
20	CUSTER	626	6,923	7,549	6,685	864	88.6
21	MARSHALL	288	1,374	1,662	1,471	191	88.5
22	SEMINOLE	446	2,186	2,632	2,327	305	88.4
23	ALFALFA	115	1,067	1,182	1,043	139	88.2
24	BRYAN	396	2,335	2,731	2,403	328	88.0
25	LATIMER	103	809	912	801	111	87.8
26	ELLIS	52	930	982	859	123	87.5
27	JACKSON	249	3,043	3,292	2,871	421	87.2
28	WOODS	179	1,095	1,274	1,111	163	87.2
29	HARPER	177	872	1,049	912	137	86.9
30	McINTOSH	339	2,641	2,980	2,588	392	86.8
31	TILLMAN	154	1,268	1,422	1,234	188	86.8
32	GARFIELD	442	3,354	3,796	3,272	524	86.2
33	NOWATA	89	527	616	525	91	85.2
34	COAL	59	692	751	640	111	85.2
35	CLEVELAND	713	3,931	4,644	3,957	687	85.2
36	LINCOLN	549	3,481	4,030	3,418	612	84.8
37	STEPHENS	567	4,251	4,818	4,061	757	84.3
38	BLAINE	259	2,381	2,640	2,212	428	83.8
39	CADDO	1,170	4,030	5,200	4,334	866	83.3
40	WAGONER	369	4,248	4,617	3,838	779	83.1
41	PUSHMATAHA	164	852	1,016	839	177	82.6
42	GREER	138	538	676	558	118	82.5
43	BEAVER	213	1,423	1,636	1,349	287	82.5
44	HASKELL	75	969	1,044	860	184	82.4
45	WOODWARD	235	2,129	2,364	1,946	418	82.3
46	GRANT	61	497	558	459	99	82.3
47	MAYES	392	2,957	3,349	2,754	595	82.2
48	CIMARRON	174	878	1,052	864	188	82.1
49	MURRAY	437	2,858	3,295	2,689	606	81.6
50	KIOWA	256	1,644	1,900	1,544	356	81.3
51	LOGAN	652	3,574	4,226	3,416	810	80.8
52	OKFUSKEE	298	1,518	1,816	1,467	349	80.8
53	ADAIR	407	1,546	1,953	1,575	378	80.6
54	POTTAWATOMIE	733	4,979	5,712	4,570	1,142	80.0
55	McCLAIN	663	2,977	3,640	2,908	732	79.9
56	WASHITA	600	2,562	3,162	2,493	669	78.8
57	LOVE	458	2,125	2,583	2,035	548	78.8
58	WASHINGTON	315	1,199	1,514	1,191	323	78.7
59	TULSA	3,809	13,224	17,033	12,910	4,123	75.8
60	CANADIAN	1,249	3,967	5,216	3,943	1,273	75.6
61	JEFFERSON	445	1,736	2,181	1,640	541	75.2
62	TEXAS	719	2,403	3,122	2,318	804	74.2
63	OSAGE	530	2,136	2,666	1,971	695	73.9
64	COTTON	266	1,129	1,395	1,019	376	73.0
65	PITTSBURG	953	3,677	4,630	3,365	1,265	72.7
66	OTTAWA	541	3,067	3,608	2,607	1,001	72.3
67	CREEK	1,582	5,263	6,845	4,849	1,996	70.8
68	DELAWARE	975	1,435	2,410	1,697	713	70.4
69	OKMULGEE	783	2,095	2,878	1,984	894	68.9
70	SEQUOYAH	764	3,870	4,634	3,143	1,491	67.8
71	CARTER	1,255	3,675	4,930	3,120	1,810	63.3
72	GRADY	2,302	5,796	8,098	5,099	2,999	63.0
73	MUSKOGEE	1,033	1,853	2,886	1,790	1,096	62.0
74	CHEROKEE	710	2,257	2,967	1,820	1,147	61.3
75	ROGERS	2,402	4,467	6,869	4,192	2,677	61.0
76	GARVIN	1,785	3,805	5,590	3,401	2,189	60.8
77	OKLAHOMA	8,276	15,835	24,111	14,436	9,675	59.9
	STATE TOTALS	60,512	213,642	274,154	216,752	57,402	79.1

**RANKING OF 1976 CASES FILED, TERMINATED AND PENDING
BY LITIGATION CATEGORIES**

A comparison of counties and their statewide rank appear in the following tables. Tables show cases filed, terminated and pending for each litigation category, combined civil and combined criminal categories, and for total caseload.

RANKING OF TOTAL CASES
FILED, TERMINATED AND PENDING
1976

RANK	COUNTY	CASES FILED	COUNTY	CASES TERMINATED	COUNTY	CASES PENDING	RANK
1	OKLAHOMA	59,979	OKLAHOMA	44,298	OKLAHOMA	94,070	1
2	TULSA	52,568	TULSA	53,142	TULSA	23,147	2
3	COMANCHE	15,875	COMANCHE	28,238	CREEK	7,586	3
4	CLEVELAND	9,239	CLEVELAND	9,028	COMANCHE	6,742	4
5	CUSTER	8,572	MUSKOGEE	8,374	GRADY	5,302	5
6	CREEK	8,242	CUSTER	8,255	MUSKOGEE	5,148	6
7	GRADY	8,012	PAYNE	7,222	GARVIN	4,305	7
8	POTTAWATOMIE	7,727	POTTAWATOMIE	7,148	CARTER	4,269	8
9	PAYNE	7,487	CREEK	7,096	ROGERS	4,063	9
10	GARFIELD	6,847	GRADY	6,863	CHEROKEE	3,942	10
11	KAY	6,784	KAY	6,608	CANADIAN	3,406	11
12	MUSKOGEE	6,697	CANADIAN	6,337	POTTAWATOMIE	2,798	12
13	STEPHENS	6,666	GARFIELD	6,278	PITTSBURG	2,775	13
14	CANADIAN	6,462	STEPHENS	6,218	OTTAWA	2,756	14
15	CARTER	6,381	CARTER	5,781	SEQUOYAH	2,594	15
16	ROGERS	6,259	CADDO	5,753	CLEVELAND	2,498	16
17	PITTSBURG	6,135	ROGERS	5,676	CADDO	2,356	17
18	SEQUOYAH	5,679	PITTSBURG	5,653	OKMULGEE	2,313	18
19	CADDO	5,606	LeFLORE	5,627	GARFIELD	2,269	19
20	LeFLORE	5,594	MAYES	5,307	DELAWARE	2,033	20
21	WAGONER	5,476	WAGONER	5,119	WASHINGTON	1,944	21
22	OTTAWA	5,320	SEQUOYAH	4,764	TEXAS	1,881	22
23	GARVIN	5,246	LINCOLN	4,755	STEPHENS	1,793	23
24	MAYES	4,891	OTTAWA	4,710	OSAGE	1,738	24
25	LINCOLN	4,873	OKMULGEE	4,642	KAY	1,676	25
26	OKMULGEE	4,808	GARVIN	4,610	McCLAIN	1,517	26
27	LOGAN	4,769	McCURTAIN	4,595	SEMINOLE	1,480	27
28	McCURTAIN	4,551	LOGAN	4,465	MAYES	1,468	28
29	CHEROKEE	4,397	BECKHAM	4,348	CUSTER	1,445	29
30	JACKSON	4,343	JACKSON	4,088	PAYNE	1,370	30
31	TEXAS	4,282	SEMINOLE	4,018	LOGAN	1,353	31
32	NOBLE	4,133	TEXAS	4,016	BLAINE	1,309	32
33	BECKHAM	4,099	NOBLE	4,009	JACKSON	1,293	33
34	SEMINOLE	3,936	BRYAN	3,726	JEFFERSON	1,195	34
35	McCLAIN	3,715	OSAGE	3,695	LINCOLN	1,177	35
36	BRYAN	3,703	PAWNEE	3,546	MURRAY	1,161	36
37	OSAGE	3,654	McCLAIN	3,532	WAGONER	1,159	37
38	MURRAY	3,593	CRAIG	3,489	WASHITA	1,042	38
39	McINTOSH	3,554	McINTOSH	3,422	BRYAN	1,032	39
40	CRAIG	3,514	CHEROKEE	3,321	WOODWARD	960	40
41	PAWNEE	3,472	MURRAY	3,296	McCURTAIN	959	41
42	WASHINGTON	3,276	WASHINGTON	3,090	LeFLORE	936	42
43	WOODWARD	3,219	WASHITA	3,023	ADAIR	868	43
44	BLAINE	3,216	WOODWARD	2,568	OKFUSKEE	859	44
45	WASHITA	3,168	BLAINE	2,949	MARSHALL	841	45
46	LOVE	2,582	PONTOTOC	2,569	LOVE	830	46
47	PONTOTOC	2,550	ADAIR	2,534	KIOWA	770	47
48	DELAWARE	2,525	CHOCTAW	2,480	McINTOSH	740	48
49	ADAIR	2,465	DELAWARE	2,432	CRAIG	582	49
50	CHOCTAW	2,435	LOVE	2,412	HASKELL	575	50
51	JEFFERSON	2,257	JOHNSTON	2,236	BEAVER	564	51
52	KIOWA	2,127	KINGFISHER	2,148	BECKHAM	560	52
53	KINGFISHER	2,122	JEFFERSON	2,089	WOODS	545	53
54	OKFUSKEE	2,105	KIOWA	2,035	COTTON	505	54
55	MAJOR	1,973	HUGHES	1,986	MAJOR	499	55
56	HUGHES	1,969	MARSHALL	1,972	NOWATA	487	56
57	MARSHALL	1,938	OKFUSKEE	1,923	NOBLE	483	57
58	ATOKA	1,847	ATOKA	1,907	CIMARRON	436	58
59	BEAVER	1,755	MAJOR	1,898	CHOCTAW	424	59
60	TILLMAN	1,743	BEAVER	1,724	PUSHMATAHA	405	60
61	JOHNSTON	1,696	TILLMAN	1,675	HARPER	399	61
62	WOODS	1,528	WOODS	1,556	KINGFISHER	388	62
63	COTTON	1,498	COTTON	1,432	LATIMER	379	63
64	HASKELL	1,484	ALFALFA	1,346	ALFALFA	370	64
65	ALFALFA	1,454	PUSHMATAHA	1,318	HUGHES	362	65
66	PUSHMATAHA	1,385	HASKELL	1,299	TILLMAN	335	66
67	LATIMER	1,292	LATIMER	1,298	ELLIS	310	67
68	HARPER	1,246	HARPER	1,233	JOHNSTON	306	68
69	ELLIS	1,197	DEWEY	1,120	PONTOTOC	297	69
70	CIMARRON	1,116	ELLIS	1,106	GREER	285	70
71	NOWATA	1,114	NOWATA	1,083	GRANT	263	71
72	DEWEY	1,049	CIMARRON	1,077	DEWEY	252	72
73	COAL	1,044	HARMON	963	COAL	250	73
74	HARMON	948	COAL	948	ATOKA	242	74
75	GREER	893	GREER	873	HARMON	103	75
76	GRANT	742	GRANT	699	ROGER MILLS	94	76
77	ROGER MILLS	557	ROGER MILLS	582	PAWNEE	47	77

STATE TOTALS 402,655

389,051

229,915

RANKING OF COMBINED CIVIL CASES
FILED, TERMINATED AND PENDING
1978

RANK	COUNTY	CASES FILED	COUNTY	CASES TERMINATED	COUNTY	CASES PENDING	RANK
1	OKLAHOMA	39,347	TULSA	36,916	OKLAHOMA	77,490	1
2	TULSA	35,906	OKLAHOMA	25,689	TULSA	18,605	2
3	COMANCHE	5,467	MUSKOGEE	6,153	CREEK	5,077	3
4	CLEVELAND	4,646	COMANCHE	5,629	COMANCHE	4,329	4
5	MUSKOGEE	4,462	CLEVELAND	4,443	MUSKOGEE	3,662	5
6	GARFIELD	3,024	PAYNE	2,703	CHEROKEE	2,599	6
7	KAY	2,855	KAY	2,869	CARTER	2,066	7
8	PAYNE	2,775	GARFIELD	2,623	GRADY	1,925	8
9	CREEK	2,732	OKMULGEE	2,449	CANADIAN	1,884	9
10	LeFLORE	2,464	CARTER	2,443	GARVIN	1,744	10
11	CARTER	2,459	LeFLORE	2,260	OTTAWA	1,569	11
12	OKMULGEE	2,452	POTTAWATOMIE	2,233	CLEVELAND	1,543	12
13	POTTAWATOMIE	2,280	MAYES	2,202	WASHINGTON	1,505	13
14	CANADIAN	2,217	CREEK	2,077	GARFIELD	1,410	14
15	PITTSBURG	2,158	CANADIAN	2,039	CADDO	1,383	15
16	GRADY	2,076	PITTSBURG	1,951	PITTSBURG	1,242	16
17	STEPHENS	2,056	OTTAWA	1,876	KAY	1,153	17
18	CHEROKEE	1,948	STEPHENS	1,840	DELAWARE	1,153	18
19	OTTAWA	1,947	PONTOTOC	1,812	POTTAWATOMIE	1,108	19
20	WASHINGTON	1,847	GRADY	1,688	OKMULGEE	1,086	20
21	PONTOTOC	1,809	WASHINGTON	1,614	ROGERS	1,018	21
22	MAYES	1,629	OSAGE	1,572	SEMINOLE	960	22
23	McCURTAIN	1,605	McCURTAIN	1,517	OSAGE	941	23
24	TEXAS	1,580	SEMINOLE	1,512	SEQUOYAH	832	24
25	SEMINOLE	1,559	TEXAS	1,467	PAYNE	807	25
26	SEQUOYAH	1,546	SEQUOYAH	1,425	BLAINE	789	26
27	ROGERS	1,531	CUSTER	1,423	STEPHENS	719	27
28	CUSTER	1,509	CHEROKEE	1,342	MAYES	671	28
29	CADDO	1,410	ROGERS	1,296	BRYAN	661	29
30	OSAGE	1,409	CADDO	1,260	TEXAS	646	30
31	GARVIN	1,300	LINCOLN	1,211	LeFLORE	615	31
32	BRYAN	1,238	WAGONER	1,189	McCURTAIN	586	32
33	LINCOLN	1,235	GARVIN	1,117	McCLAIN	584	33
34	WAGONER	1,129	BRYAN	1,107	JACKSON	571	34
35	JACKSON	1,101	JACKSON	1,067	JEFFERSON	565	35
36	LOGAN	1,062	WOODWARD	955	MARSHALL	564	36
37	DELAWARE	991	LOGAN	933	CUSTER	509	37
38	WOODWARD	982	CRAIG	913	LOGAN	474	38
38	CRAIG	894	ADAIR	875	MURRAY	453	39
40	HUGHES	886	JOHNSTON	871	LINCOLN	451	40
41	ADAIR	816	HUGHES	864	OKFUSKEE	449	41
42	McINTOSH	811	KINGFISHER	752	WOODWARD	418	42
43	BECKHAM	775	BECKHAM	742	ADAIR	395	43
44	KINGFISHER	746	McINTOSH	737	NOWATA	362	44
45	BLAINE	746	DELAWARE	708	HASKELL	361	45
46	CHOCTAW	697	CHOCTAW	698	NOBLE	330	46
47	MURRAY	635	BLAINE	649	WAGONER	306	47
48	McCLAIN	635	PAWNEE	635	KIOWA	301	48
49	MAJOR	617	MAJOR	588	MAJOR	283	49
50	PAWNEE	577	McCLAIN	546	WOODS	281	50
51	NOWATA	562	MURRAY	534	HUGHES	277	51
52	OKFUSKEE	559	NOWATA	532	BECKHAM	273	52
53	NOBLE	540	ATOKA	522	WASHITA	266	53
54	ATOKA	516	WASHITA	465	McINTOSH	260	54
55	WASHITA	514	NOBLE	446	LATIMER	257	55
56	MARSHALL	493	OKFUSKEE	443	PONTOTOC	240	56
57	JOHNSTON	489	PUSHMATAHA	437	KINGFISHER	236	57
58	PUSHMATAHA	479	KIOWA	435	BEAVER	233	58
59	JEFFERSON	466	LATIMER	418	LOVE	229	59
60	HASKELL	441	MARSHALL	407	CHOCTAW	211	60
61	LATIMER	429	WOODS	401	CIMARRON	208	61
62	KIOWA	417	JEFFERSON	398	HARPER	205	62
63	TILLMAN	403	TILLMAN	389	PUSHMATAHA	194	63
64	LOVE	379	HASKELL	368	CRAIG	184	64
65	WOODS	372	COTTON	358	ELLIS	182	65
66	HARPER	337	BEAVER	337	ALFALFA	173	66
67	ALFALFA	332	DEWEY	294	JOHNSTON	169	67
68	GREER	321	LOVE	292	GRANT	144	68
69	COTTON	318	GREER	291	ATOKA	139	69
70	COAL	306	HARPER	286	GREER	137	70
71	BEAVER	286	ALFALFA	278	DEWEY	135	71
72	DEWEY	263	COAL	275	TEXAS	115	72
73	ELLIS	248	HARMON	232	COAL	114	73
74	HARMON	223	GRANT	221	COTTON	86	74
75	GRANT	222	ELLIS	217	HARMON	53	75
76	CIMARRON	191	ROGER MILLS	215	ROGER MILLS	45	76
77	ROGER MILLS	170	CIMARRON	163	PAWNEE	28	77

STATE TOTALS 168,834

152,934

154,228

RANKING OF COMBINED CRIMINAL CASES
FILED, TERMINATED AND PENDING
1976

RANK	COUNTY	CASES FILED	COUNTY	CASES TERMINATED	COUNTY	CASES PENDING	RANK
1	OKLAHOMA	20,632	COMANCHE	22,609	OKLAHOMA	16,580	1
2	TULSA	16,662	OKLAHOMA	18,609	TULSA	4,542	2
3	COMANCHE	10,408	TULSA	16,226	GRADY	3,377	3
4	CUSTER	7,063	CUSTER	6,832	ROGERS	3,045	4
5	GRADY	5,936	GRADY	5,175	GARVIN	2,561	5
6	CREEK	5,510	CREEK	5,019	CREEK	2,509	6
7	POTTAWATOMIE	5,447	POTTAWATOMIE	4,915	COMANCHE	2,413	7
8	ROGERS	4,728	CLEVELAND	4,585	CARTER	2,203	8
9	PAYNE	4,712	PAYNE	4,519	SEQUOYAH	1,762	9
10	STEPHENS	4,610	CADDO	4,493	POTTAWATOMIE	1,690	10
11	CLEVELAND	4,593	ROGERS	4,380	PITTSBURG	1,533	11
12	WAGONER	4,347	STEPHENS	4,378	CANADIAN	1,522	12
13	CANADIAN	4,245	CANADIAN	4,298	MUSKOGEE	1,486	13
14	CADDO	4,196	KAY	3,939	CHEORKEE	1,343	14
15	SEQUOYAH	4,133	WAGONER	3,930	TEXAS	1,235	15
16	PITTSBURG	3,977	PITTSBURG	3,702	OKMULGEE	1,227	16
17	GARVIN	3,946	GARFIELD	3,655	OTTAWA	1,187	17
18	KAY	3,929	BECKHAM	3,606	STEPHENS	1,074	18
19	CARTER	3,922	NOBLE	3,563	CADDO	973	19
20	GARFIELD	3,823	LINCOLN	3,544	CLEVELAND	955	20
21	LOGAN	3,707	LOGAN	3,532	CUSTER	936	21
22	LINCOLN	3,638	GARVIN	3,493	McCLAIN	933	22
23	NOBLE	3,593	LeFLORE	3,367	DELAWARE	880	23
24	OTTAWA	3,373	SEQUOYAH	3,339	LOGAN	879	24
25	BECKHAM	3,324	CARTER	3,338	GARFIELD	859	25
26	MAYES	3,262	MAYES	3,105	WAGONER	853	26
27	JACKSON	3,242	McCURTAIN	3,078	MAYES	797	27
28	LeFLORE	3,130	JACKSON	3,021	OSAGE	797	28
29	McCLAIN	3,080	McCLAIN	2,986	WASHITA	776	29
30	MURRAY	2,958	PAWNEE	2,911	LINCOLN	726	30
31	McCURTAIN	2,946	OTTAWA	2,834	JACKSON	722	31
32	PAWNEE	2,895	MURRAY	2,762	MURRAY	708	32
33	McINTOSH	2,743	McINTOSH	2,685	JEFFERSON	630	33
34	TEXAS	2,702	BRYAN	2,619	LOVE	601	34
35	WASHITA	2,654	CRAIG	2,576	PAYNE	563	35
36	CRAIG	2,620	WASHITA	2,558	WOODWARD	542	36
37	BLAINE	2,470	TEXAS	2,549	KAY	523	37
38	BRYAN	2,465	SEMINOLE	2,506	BLAINE	520	38
39	CHEROKEE	2,449	BLAINE	2,300	SEMINOLE	520	39
40	SEMINOLE	2,377	MUSKOGEE	2,221	McINTOSH	480	40
41	OKMULGEE	2,356	OKMULGEE	2,193	ADAIR	473	41
42	OSAGE	2,245	OSAGE	2,123	KIOWA	469	42
43	WOODWARD	2,237	LOVE	2,120	WASHINGTON	439	43
44	MUSKOGEE	2,235	WOODWARD	2,013	COTTON	419	44
45	LOVE	2,203	CHEROKEE	1,979	OKFUSFEE	410	45
46	JEFFERSON	1,791	CHOCTAW	1,782	CRAIG	398	46
47	CHOCTAW	1,738	DELAWARE	1,724	McCURTAIN	373	47
48	KIOWA	1,710	JEFFERSON	1,691	BRYAN	371	48
49	ADAIR	1,649	ADAIR	1,659	BEAVER	331	49
50	OKFUSKEE	1,546	KIOWA	1,600	LeFLORE	321	50
51	DELAWARE	1,534	MARSHALL	1,565	BECKHAM	287	51
52	BEAVER	1,469	OKFUSKEE	1,480	MARSHALL	277	52
53	MARSHALL	1,445	WASHINGTON	1,476	WOODS	264	53
54	WASHINGTON	1,429	KINGFISHER	1,396	CIMARRON	228	54
55	KINGFISHER	1,376	BEAVER	1,387	TILLMAN	220	55
56	MAJOR	1,356	ATOKA	1,385	MAJOR	216	56
57	TILLMAN	1,340	JOHNSTON	1,365	HASKELL	214	57
58	ATOKA	1,331	MAJOR	1,310	CHOCTAW	213	58
59	JOHNSTON	1,207	TILLMAN	1,286	PUSHMATAHA	211	59
60	COTTON	1,180	WOODS	1,155	ALFALFA	197	60
61	WOODS	1,156	HUGHES	1,122	HARPER	194	61
62	ALFALFA	1,122	COTTON	1,074	NOBLE	153	62
63	HUGHES	1,103	ALFALFA	1,068	KINGFISHER	152	63
64	HASKELL	1,043	HARPER	947	GREER	148	64
65	ELLIS	949	HASKELL	931	JOHNSTON	137	65
66	CIMARRON	925	CIMARRON	914	COAL	136	66
67	HARPER	909	ELLIS	889	ELLIS	128	67
68	PUSHMATAHA	906	PUSHMATAHA	881	NOWATA	125	68
69	LATIMER	863	LATIMER	880	LATIMER	122	69
70	DEWEY	786	DEWEY	826	GRANT	119	70
71	PONTOTOC	741	PONTOTOC	757	DEWEY	117	71
72	COAL	738	HARMON	731	ATOKA	103	72
73	HARMON	725	COAL	673	HUGHES	85	73
74	GREER	572	GREER	582	PONTOTOC	57	74
75	NOWATA	552	NOWATA	551	HARMON	50	75
76	GRANT	520	GRANT	478	ROGER MILLS	49	76
77	ROGER MILLS	387	ROGER MILLS	367	PAWNEE	19	77
	STATE TOTALS	233,821		236,117		75,687	

RANKING OF CIVIL CASES
FILED, TERMINATED AND PENDING
1976

RANK	COUNTY	CASES FILED	COUNTY	CASES TERMINATED	COUNTY	CASES PENDING	RANK
1	OKLAHOMA	14,218	OKLAHOMA	9,893	OKLAHOMA	25,376	1
2	TULSA	9,248	TULSA	6,626	TULSA	9,305	2
3	CLEVELAND	1,129	COMANCHE	1,227	CREEK	1,219	3
4	COMANCHE	1,126	CLEVELAND	1,184	MUSKOGEE	985	4
5	MUSKOGEE	973	MUSKOGEE	1,011	COMANCHE	833	5
6	CREEK	678	SEMINOLE	563	CARTER	614	6
7	GARFIELD	548	POTTAWATOMIE	549	WASHINGTON	512	7
8	PITTSBURG	527	PITTSBURG	533	CHEROKEE	468	8
9	KAY	523	CREEK	532	GRADY	430	9
10	POTTAWATOMIE	502	KAY	480	ROGERS	394	10
11	GRADY	486	GARFIELD	460	CANADIAN	383	11
12	SEMINOLE	469	PONTOTOC	439	DELAWARE	381	12
13	CARTER	443	CANADIAN	431	KAY	346	13
14	ROGERS	435	OKMULGEE	430	GARVIN	346	14
15	McCURTAIN	428	LeFLORE	425	GARFIELD	307	15
16	PAYNE	422	McCURTAIN	418	PAYNE	306	16
17	LeFLORE	419	GRADY	412	CLEVELAND	299	17
18	PONTOTOC	418	MAYES	383	POTTAWATOMIE	279	18
19	CANADIAN	415	PAYNE	379	SEQUOYAH	278	19
20	OKMULGEE	411	LINCOLN	336	PITTSBURG	263	20
21	OTTAWA	394	SEQUOYAH	326	OKMULGEE	259	21
22	SEQUOYAH	381	STEPHENS	310	BRYAN	256	22
23	MAYES	360	CARTER	305	OTTAWA	243	23
24	WASHINGTON	350	CHEROKEE	301	STEPHENS	215	24
25	LINCOLN	350	WASHINGTON	292	McCLAIN	212	25
26	STEPHENS	346	OTTAWA	289	SEMINOLE	207	26
27	CHEROKEE	341	ROGERS	284	OSAGE	192	27
28	BRYAN	297	OSAGE	275	LINCOLN	179	28
29	DELAWARE	290	CADDO	247	MARSHALL	165	29
30	WAGONER	258	WAGONER	242	MAYES	164	30
31	OSAGE	258	BRYAN	226	McCURTAIN	154	31
32	GARVIN	245	DELAWARE	225	MURRAY	145	32
33	CUSTER	222	WOODWARD	223	LeFLORE	141	33
34	TEXAS	214	CRAIG	209	TEXAS	119	34
35	CADDO	213	TEXAS	205	CUSTER	118	35
36	CRAIG	203	CUSTER	200	JACKSON	116	36
37	LOGAN	193	McINTOSH	191	CADDO	114	37
38	WOODWARD	184	PAWNEE	176	BLAINE	108	38
39	McCLAIN	180	ADAIR	174	ADAIR	103	39
40	JACKSON	173	LOGAN	173	KIOWA	101	40
41	McINTOSH	168	GARVIN	170	WAGONER	100	41
42	PUSHMATAHA	165	PUSHMATAHA	168	LOVE	93	42
43	PAWNEE	163	McCLAIN	160	HUGHES	91	43
44	BLAINE	158	BECKHAM	156	ATOKA	87	44
45	HUGHES	154	CHOCTAW	151	NOWATA	84	45
46	ADAIR	154	BLAINE	150	NOBLE	84	46
47	ATOKA	149	ATOKA	145	LOGAN	83	47
48	BECKHAM	148	JACKSON	143	KINGFISHER	77	48
49	KINGFISHER	141	JOHNSTON	129	PONTOTOC	70	49
50	CHOCTAW	129	HASKELL	127	OKFUSKEE	70	50
51	OKFUSKEE	118	HUGHES	123	MAJOR	68	51
52	MURRAY	113	KINGFISHER	116	HASKELL	65	52
53	HASKELL	110	NOWATA	93	HARPER	65	53
54	MAJOR	104	COAL	85	WOODWARD	62	54
55	NOWATA	100	WASHITA	84	McINTOSH	61	55
56	ALFALFA	92	MARSHALL	83	BECKHAM	54	56
57	MARSHALL	91	OKFUSKEE	82	WASHITA	53	57
58	TILLMAN	86	BEAVER	82	BEAVER	52	58
59	WASHITA	85	TILLMAN	79	JOHNSTON	50	59
60	LOVE	84	MURRAY	79	DEWEY	48	60
61	JOHNSTON	81	MAJOR	78	CRAIG	47	61
62	COAL	76	WOODS	73	CIMARRON	47	62
63	WOODS	74	COTTON	71	ALFALFA	47	63
64	NOBLE	74	ALFALFA	68	JEFFERSON	45	64
65	DEWEY	74	DEWEY	63	LATIMER	42	65
66	KIOWA	72	JEFFERSON	62	WOODS	40	66
67	BEAVER	67	GRANT	59	PUSHMATAHA	39	67
68	JEFFERSON	65	LATIMER	58	CHOCTAW	34	68
69	COTTON	65	KIOWA	57	COAL	30	69
70	LATIMER	61	GREER	54	TILLMAN	29	70
71	GREER	55	LOVE	49	ELLIS	29	71
72	GRANT	53	NOBLE	41	PAWNEE	21	72
73	HARPER	46	ELLIS	39	COTTON	20	73
74	ELLIS	45	ROGER MILLS	37	ROGER MILLS	18	74
75	ROGER MILLS	39	HARPER	34	GREER	15	75
76	CIMARRON	35	HARMON	31	GRANT	15	76
77	HARMON	23	CIMARRON	31	HARMON	2	77
	STATE TOTALS	42,787		34,894		48,572	

RANKING OF DOMESTIC CASES
FILED, TERMINATED AND PENDING
1976

RANK	COUNTY	CASES FILED	COUNTY	CASES TERMINATED	COUNTY	CASES PENDING	RANK
1	OKLAHOMA	9,297	OKLAHOMA	6,325	OKLAHOMA	11,607	1
2	TULSA	6,674	TULSA	5,805	TULSA	2,070	2
3	COMANCHE	1,828	COMANCHE	1,952	COMANCHE	1,425	3
4	CLEVELAND	1,249	CLEVELAND	1,284	MUSKOGEE	731	4
5	MUSKOGEE	838	MUSKOGEE	823	CREEK	702	5
6	GARFIELD	702	CREEK	639	WASHINGTON	542	6
7	CREEK	698	CARTER	623	CHEROKEE	500	7
8	POTTAWATOMIE	574	GARFIELD	577	GARFIELD	354	8
9	KAY	564	POTTAWATOMIE	566	GRADY	347	9
10	WASHINGTON	550	PITTSBURG	562	OTTAWA	322	10
11	PAYNE	531	KAY	524	CARTER	310	11
12	CARTER	520	LeFLORE	515	GARVIN	308	12
13	PITTSBURG	513	CANADIAN	501	CANADIAN	287	13
14	LeFLORE	513	McCURTAIN	483	CADDO	261	14
15	STEPHENS	496	PAYNE	481	STEPHENS	247	15
16	McCURTAIN	481	ROGERS	464	OSAGE	243	16
17	GRADY	469	GRADY	455	DELAWARE	231	17
18	CANADIAN	469	WASHINGTON	451	PAYNE	230	18
19	JACKSON	456	OSAGE	448	CLEVELAND	226	19
20	ROGERS	444	STEPHENS	446	KAY	216	20
21	OTTAWA	425	JACKSON	445	McCLAIN	172	21
22	OKMULGEE	404	SEQUOYAH	432	OKMULGEE	161	22
23	OSAGE	400	MAYES	429	JACKSON	149	23
24	CADDO	400	OKMULGEE	404	MAYES	145	24
25	SEQUOYAH	391	WAGONER	378	BRYAN	143	25
26	BRYAN	390	BRYAN	365	ROGERS	133	26
27	PONTOTOC	359	PONTOTOC	345	PITTSBURG	121	27
28	WAGONER	343	OTTAWA	330	SEQUOYAH	113	28
29	CHEROKEE	333	CADDO	321	SEMINOLE	113	29
30	GARVIN	317	SEMINOLE	308	McCURTAIN	113	30
31	MAYES	307	WOODWARD	280	MARSHALL	92	31
32	SEMINOLE	282	CHEROKEE	274	WASHITA	90	32
33	CUSTER	273	GARVIN	265	MURRAY	87	33
34	WOODWARD	249	CUSTER	260	HASKELL	87	34
35	DELAWARE	224	ADAIR	217	TEXAS	81	35
36	LOGAN	213	LINCOLN	213	CUSTER	78	36
37	LINCOLN	213	LOGAN	187	LeFLORE	76	37
38	ADAIR	205	BECKHAM	179	LATIMER	75	38
39	BECKHAM	190	DELAWARE	178	ADAIR	74	39
40	McCLAIN	183	HUGHES	175	HUGHES	72	40
41	TEXAS	182	TEXAS	169	LOGAN	69	41
42	McINTOSH	170	CHOCTAW	160	POTTAWATOMIE	64	42
43	CHOCTAW	166	McINTOSH	159	NOWATA	62	43
44	HUGHES	162	JOHNSTON	159	CRAIG	56	44
45	CRAIG	153	McCLAIN	154	BLAINE	56	45
46	MURRAY	129	CRAIG	153	LOVE	54	46
47	WASHITA	123	PAWNEE	139	OKFUSKEE	52	47
48	MARSHALL	122	ATOKA	117	PONTOTOC	47	48
49	HASKELL	122	PUSHMATAHA	111	WOODWARD	42	49
50	ATOKA	121	JEFFERSON	111	McINTOSH	42	50
51	JEFFERSON	113	WOODS	106	KIOWA	41	51
52	PAWNEE	112	NOWATA	104	ATOKA	35	52
53	NOWATA	111	WASHITA	102	JEFFERSON	34	53
54	LOVE	107	TILLMAN	101	NOBLE	33	54
55	PUSHMATAHA	105	MARSHALL	100	LINCOLN	32	55
56	KIOWA	103	KIOWA	100	WOODS	31	56
57	TILLMAN	103	KINGFISHER	100	BECKHAM	31	57
58	KINGFISHER	100	MURRAY	99	JOHNSTON	29	58
59	WOODS	100	BLAINE	93	WAGONER	28	59
60	BLAINE	98	NOBLE	89	KINGFISHER	27	60
61	JOHNSTON	96	HASKELL	87	COTTON	24	61
62	NOBLE	95	LOVE	82	CIMARRON	23	62
63	OKFUSKEE	93	OKFUSKEE	79	CHOCTAW	22	63
64	LATIMER	89	LATIMER	79	TILLMAN	19	64
65	GREER	80	GREER	75	MAJOR	17	65
66	COTTON	76	DEWEY	65	COAL	17	66
67	MAJOR	64	COTTON	64	PUSHMATAHA	15	67
68	DEWEY	61	COAL	64	HARPER	14	68
69	COAL	61	MAJOR	60	DEWEY	14	69
70	ALFALFA	51	BEAVER	56	ALFALFA	14	70
71	ELLIS	48	HARMON	48	GREER	12	71
72	HARMON	47	ALFALFA	48	ELLIS	12	72
73	BEAVER	47	ELLIS	44	HARMON	9	73
74	GRANT	36	ROGER MILLS	38	GRANT	9	74
75	ROGER MILLS	34	GRANT	35	BEAVER	9	75
76	HARPER	26	HARPER	26	ROGER MILLS	3	76
77	CIMARRON	18	CIMARRON	23	PAWNEE	0	77
STATE TOTALS		37,491		33,308		24,432	

RANKING OF PROBATE CASES
FILED, TERMINATED AND PENDING
1976

RANK	COUNTY	CASES FILED	COUNTY	CASES TERMINATED	COUNTY	CASES PENDING	RANK
1	OKLAHOMA	2,826	OKLAHOMA	2,215	OKLAHOMA	5,744	1
2	TULSA	1,989	TULSA	1,756	TULSA	1,025	2
3	GARFIELD	399	CARTER	536	CREEK	609	3
4	CLEVELAND	391	COMANCHE	532	GRADY	494	4
5	COMANCHE	362	GARFIELD	444	SEMINOLE	448	5
6	POTTAWATOMIE	344	CLEVELAND	404	PITTSBURG	418	6
7	KAY	326	POTTAWATOMIE	363	GARFIELD	380	7
8	GRADY	308	GRADY	309	COMANCHE	351	8
9	CREEK	299	KAY	302	OSAGE	320	9
10	OKMULGEE	291	OKMULGEE	294	CANADIAN	310	10
11	MUSKOGEE	283	MUSKOGEE	292	MUSKOGEE	294	11
12	PAYNE	274	CREEK	287	CADDO	266	12
13	STEPHENS	266	PAYNE	279	KAY	237	13
14	CANADIAN	265	CANADIAN	237	CARTER	237	14
15	CARTER	263	WASHINGTON	226	POTTAWATOMIE	218	15
16	PITTSBURG	242	OSAGE	212	LOGAN	209	16
17	WASHINGTON	233	PONTOTOC	210	GARVIN	200	17
18	OSAGE	218	LeFLORE	205	PAYNE	194	18
19	CADDO	217	GARVIN	201	McCURTAIN	194	19
20	LeFLORE	215	CUSTER	190	ROGERS	193	20
21	PONTOTOC	212	OTTAWA	180	JACKSON	175	21
22	LOGAN	202	JACKSON	178	CHEROKEE	170	22
23	GARVIN	202	CADDO	176	CLEVELAND	168	23
24	OTTAWA	195	LOGAN	174	BECKHAM	166	24
25	CUSTER	191	PITTSBURG	173	BRYAN	159	25
26	SEMINOLE	188	STEPHENS	172	NOBLE	156	26
27	JACKSON	188	MAYES	172	MAYES	154	27
28	McCURTAIN	181	DELAWARE	167	OKMULGEE	141	28
29	MAYES	177	HUGHES	165	TEXAS	140	29
30	TEXAS	170	WAGONER	164	BEAVER	140	30
31	ROGERS	168	SEMINOLE	159	WOODS	139	31
32	LINCOLN	166	TEXAS	154	CHOCTAW	133	32
33	BRYAN	163	KINGFISHER	152	WASHINGTON	131	33
34	HUGHES	158	LINCOLN	151	JEFFERSON	124	34
35	DELAWARE	156	BRYAN	145	KIOWA	123	35
36	BECKHAM	154	ROGERS	136	STEPHENS	122	36
37	WOODWARD	147	CHEROKEE	132	ELLIS	121	37
38	CHEROKEE	144	BECKHAM	132	HASKELL	119	38
39	WAGONER	132	WASHITA	121	MARSHALL	112	39
40	WASHITA	121	KIOWA	118	DELAWARE	112	40
41	KIOWA	119	BLAINE	113	BLAINE	112	41
42	KINGFISHER	119	PAWNEE	108	GRANT	107	42
43	BLAINE	119	WOODWARD	107	LeFLORE	106	43
44	ALFALFA	118	TILLMAN	106	MURRAY	100	44
45	McINTOSH	114	ADAIR	106	OKFUSKEE	97	45
46	WOODS	113	McCLAIN	106	CUSTER	95	46
47	ADAIR	113	ALFALFA	102	NOWATA	93	47
48	SEQUOYAH	108	WOODS	99	ALFALFA	92	48
49	McCLAIN	105	MURRAY	99	OTTAWA	91	49
50	CHOCTAW	102	McINTOSH	98	McCLAIN	86	50
51	TILLMAN	100	GREER	95	KINGFISHER	79	51
52	MURRAY	100	GRANT	95	LINCOLN	78	52
53	CRAIG	95	McCURTAIN	94	HARPER	78	53
54	MARSHALL	94	COTTON	93	JOHNSTON	75	54
55	GREER	94	MAJOR	92	WAGONER	73	55
56	ELLIS	93	CHOCTAW	92	MAJOR	73	56
57	PAWNEE	90	BEAVER	91	SEQUOYAH	68	57
58	LATIMER	89	CRAIG	89	WASHITA	66	58
59	MAJOR	88	ROGER MILLS	86	PUSHMATAHA	63	59
60	GRANT	88	DEWEY	86	WOODWARD	61	60
61	OKFUSKEE	79	SEQUOYAH	81	HUGHES	57	61
62	NOBLE	77	ELLIS	81	TILLMAN	52	62
63	BEAVER	76	LATIMER	76	DEWEY	52	63
64	PUSHMATAHA	74	NOBLE	74	LATIMER	51	64
65	DEWEY	67	OKFUSKEE	67	CRAIG	49	65
66	JOHNSTON	65	NOWATA	66	ADAIR	48	66
67	COTTON	63	MARSHALL	63	CIMARRON	47	67
68	NOWATA	62	ATOKA	62	PONTOTOC	45	68
69	HARPER	61	HARMON	57	GREER	42	69
70	ATOKA	59	HARPER	56	HARMON	36	70
71	JEFFERSON	55	PUSHMATAHA	53	COTTON	31	71
72	HARMON	53	LOVE	51	LOVE	30	72
73	ROGER MILLS	47	JEFFERSON	48	COAL	28	73
74	HASKELL	44	JOHNSTON	46	ROGER MILLS	24	74
75	CIMARRON	42	CIMARRON	44	McINTOSH	21	75
76	LOVE	39	COAL	28	PAWNEE	7	76
77	COAL	39	HASKELL	20	ATOKA	1	77

STATE TOTALS 16,489

15,545

17,460

RANKING OF SMALL CLAIMS CASES
FILED, TERMINATED AND PENDING
1976

RANK	COUNTY	CASES FILED	COUNTY	CASES TERMINATED	COUNTY	CASES PENDING	RANK
1	TULSA	16,517	TULSA	21,458	OKLAHOMA	33,203	1
2	OKLAHOMA	10,346	OKLAHOMA	5,583	TULSA	5,684	2
3	MUSKOGEE	2,208	MUSKOGEE	3,891	CREEK	2,542	3
4	COMANCHE	1,966	COMANCHE	1,776	MUSKOGEE	1,626	4
5	CLEVELAND	1,708	PAYNE	1,459	CHEROKEE	1,199	5
6	PAYNE	1,423	CLEVELAND	1,439	OTTAWA	876	6
7	KAY	1,337	KAY	1,282	COMANCHE	871	7
8	GARFIELD	1,318	OKMULGEE	1,218	GARVIN	835	8
9	OKMULGEE	1,231	GARFIELD	1,079	CLEVELAND	767	9
10	LeFLORE	1,231	MAYES	1,035	CARTER	753	10
11	CARTER	1,082	LeFLORE	1,035	CANADIAN	746	11
12	CHEROKEE	1,042	OTTAWA	995	CADDO	717	12
13	CANADIAN	970	CARTER	946	GRADY	624	13
14	CREEK	960	TEXAS	882	POTTAWATOMIE	530	14
15	TEXAS	956	STEPHENS	787	BLAINE	504	15
16	OTTAWA	861	PONTOTOC	759	OKMULGEE	489	16
17	STEPHENS	812	CANADIAN	744	PITTSBURG	376	17
18	GRADY	770	CUSTER	721	GARFIELD	366	18
19	CUSTER	767	CHEROKEE	608	DELAWARE	358	19
20	PITTSBURG	764	POTTAWATOMIE	602	SEQUOYAH	348	20
21	PONTOTOC	756	OSAGE	543	JEFFERSON	341	21
22	POTTAWATOMIE	702	PITTSBURG	538	TEXAS	298	22
23	MAYES	696	WASHINGTON	536	LeFLORE	276	23
24	SEQUOYAH	599	JOHNSTON	528	KAY	269	24
25	WASHINGTON	595	CREEK	519	WASHINGTON	258	25
26	SEMINOLE	560	SEQUOYAH	514	WOODWARD	252	26
27	CADDO	523	GRADY	486	OKFUSKEE	221	27
28	GARVIN	501	CADDO	479	CUSTER	214	28
29	LINCOLN	448	LINCOLN	453	ROGERS	195	29
30	OSAGE	441	SEMINOLE	447	MARSHALL	174	30
31	ROGERS	420	CRAIG	433	SEMINOLE	152	31
32	CRAIG	408	GARVIN	420	MAYES	147	32
33	McCURTAIN	403	McCURTAIN	401	LINCOLN	145	33
34	LOGAN	385	HUGHES	384	ADAIR	128	34
35	WOODWARD	378	KINGFISHER	372	NOWATA	117	35
36	HUGHES	374	ROGERS	354	MAJOR	109	36
37	KINGFISHER	373	WAGONER	343	McCLAIN	98	37
38	BRYAN	339	LOGAN	336	MURRAY	94	38
39	MAJOR	332	BRYAN	332	LOGAN	89	39
40	BLAINE	330	MAJOR	318	McINTOSH	87	40
41	WAGONER	327	ADAIR	313	LATIMER	86	41
42	DELAWARE	297	WOODWARD	294	CIMARRON	83	42
43	McINTOSH	283	CHOCTAW	266	OSAGE	74	43
44	NOWATA	277	NOWATA	255	HASKELL	73	44
45	ADAIR	274	BLAINE	247	PUSHMATAHA	68	45
46	NOBLE	268	BECKHAM	243	GREER	68	46
47	CHOCTAW	265	McINTOSH	242	PONTOTOC	62	47
48	BECKHAM	252	NOBLE	233	STEPHENS	61	48
49	MURRAY	246	MURRAY	205	McCURTAIN	58	49
50	OKFUSKEE	241	OKFUSKEE	191	JACKSON	56	50
51	JOHNSTON	240	LATIMER	185	WAGONER	53	51
52	JEFFERSON	218	JEFFERSON	169	HUGHES	50	52
53	HARPER	198	HARPER	164	KINGFISHER	46	53
54	MARSHALL	179	ATOKA	164	HARPER	42	54
55	LATIMER	175	PAWNEE	161	WASHITA	39	55
56	JACKSON	163	KIOWA	149	LOVE	38	56
57	ATOKA	163	MARSHALL	148	NOBLE	35	57
58	PAWNEE	161	WASHITA	136	PAYNE	34	58
59	WASHITA	154	JACKSON	133	WOODS	31	59
60	HASKELL	144	DELAWARE	123	BEAVER	29	60
61	McCLAIN	143	COTTON	122	KIOWA	27	61
62	LOVE	130	WOODS	119	BRYAN	27	62
63	PUSHMATAHA	115	HASKELL	110	CRAIG	25	63
64	KIOWA	108	McCLAIN	106	COAL	20	64
65	COTTON	106	LOVE	102	ALFALFA	17	65
66	TILLMAN	103	BEAVER	99	CHOCTAW	16	66
67	BEAVER	90	TILLMAN	93	BECKHAM	15	67
68	COAL	88	PUSHMATAHA	91	JOHNSTON	14	68
69	CIMARRON	85	HARMON	79	ELLIS	14	69
70	HARMON	82	COAL	71	GRANT	11	70
71	GREER	81	CIMARRON	61	COTTON	11	71
72	WOODS	70	GREER	56	TILLMAN	10	72
73	ALFALFA	63	DEWEY	56	DEWEY	5	73
74	ELLIS	53	ALFALFA	50	ATOKA	4	74
75	DEWEY	42	ELLIS	45	HARMON	4	75
76	ROGER MILLS	40	ROGER MILLS	40	ROGER MILLS	0	76
77	GRANT	39	GRANT	28	PAWNEE	0	77

STATE TOTALS

63,795

208

62,384

58,384

RANKING OF JUVENILE CASES
FILED, TERMINATED AND PENDING
1976

RANK	COUNTY	CASES FILED	COUNTY	CASES TERMINATED	COUNTY	CASES PENDING	RANK
1	OKLAHOMA	2,660	OKLAHOMA	1,673	OKLAHOMA	1,560	1
2	TULSA	1,478	TULSA	1,271	COMANCHE	849	2
3	COMANCHE	185	MAYES	183	TULSA	521	3
4	CLEVELAND	169	JACKSON	168	CHEROKEE	262	4
5	MUSKOGEE	160	POTTAWATOMIE	153	CANADIAN	158	5
6	POTTAWATOMIE	158	PITTSBURG	145	CARTER	152	6
7	CARTER	151	COMANCHE	142	OSAGE	112	7
8	STEPHENS	136	MUSKOGEE	136	ROGERS	103	8
9	PAYNE	125	CLEVELAND	132	KAY	85	9
10	JACKSON	121	CANADIAN	126	CLEVELAND	83	10
11	WASHINGTON	119	STEPHENS	125	BRYAN	76	11
12	OKMULGEE	115	McCURTAIN	121	JACKSON	75	12
13	PITTSBURG	112	WASHINGTON	109	STEPHENS	74	13
14	McCURTAIN	112	PAYNE	105	DELAWARE	71	14
15	KAY	105	OKMULGEE	103	McCURTAIN	67	15
16	CANADIAN	98	CREEK	100	PITTSBURG	64	16
17	CREEK	97	OSAGE	94	WASHINGTON	62	17
18	OSAGE	92	OTTAWA	82	MAYES	61	18
19	MAYES	89	KAY	81	GARVIN	55	19
20	CHEROKEE	88	LeFLORE	80	WAGONER	52	20
21	LeFLORE	86	SEQUOYAH	72	McINTOSH	49	21
22	McINTOSH	76	ADAIR	65	PAYNE	43	22
23	OTTAWA	72	LOGAN	63	ADAIR	42	23
24	ADAIR	70	GARFIELD	63	WOODS	40	24
25	WAGONER	69	WAGONER	62	SEMINOLE	40	25
26	LOGAN	69	GARVIN	61	OTTAWA	37	26
27	SEQUOYAH	67	PONTOTOC	59	OKMULGEE	36	27
28	ROGERS	64	ROGERS	58	GRADY	30	28
29	PONTOTOC	64	LINCOLN	58	MURRAY	27	29
30	SEMINOLE	60	TEXAS	57	MUSKOGEE	26	30
31	TEXAS	58	MURRAY	52	SEQUOYAH	25	31
32	LINCOLN	58	CUSTER	52	CADDO	25	32
33	GARFIELD	57	WOODWARD	51	LOGAN	24	33
34	CADDO	57	PAWNEE	51	NOBLE	22	34
35	CUSTER	56	McINTOSH	47	MARSHALL	21	35
36	PAWNEE	51	BLAINE	46	JEFFERSON	21	36
37	BRYAN	49	MAJOR	40	COAL	19	37
38	MURRAY	47	BRYAN	39	WASHITA	18	38
39	GRADY	43	CADDO	37	POTTAWATOMIE	17	39
40	COAL	42	SEMINOLE	35	LINCOLN	17	40
41	BLAINE	41	ATOKA	34	HASKELL	17	41
42	GARVIN	35	CARTER	33	PONTOTOC	16	42
43	CRAIG	35	BECKHAM	32	McCLAIN	16	43
44	CHOCTAW	35	CRAIG	29	MAJOR	16	44
45	WASHITA	31	CHOCTAW	29	LeFLORE	16	45
46	BECKHAM	31	COAL	27	DEWEY	16	46
47	MAJOR	29	CHEROKEE	27	LOVE	14	47
48	OKFUSKEE	28	GRADY	26	ATOKA	12	48
49	NOBLE	26	OKFUSKEE	24	PUSHMATAHA	9	49
50	WOODWARD	24	HASKELL	24	OKFUSKEE	9	50
51	McCLAIN	24	DEWEY	24	KIOWA	9	51
52	DELAWARE	24	WASHITA	22	BLAINE	9	52
53	ATOKA	24	McCLAIN	20	TEXAS	8	53
54	HASKELL	21	LATIMER	20	CIMARRON	8	54
55	PUSHMATAHA	20	HUGHES	17	KINGFISHER	7	55
56	LOVE	19	HARMON	17	HUGHES	7	56
57	DEWEY	19	DELAWARE	15	CRAIG	7	57
58	HUGHES	18	ROGER MILLS	14	BECKHAM	7	58
59	HARMON	18	PUSHMATAHA	14	NOWATA	6	59
60	WOODS	15	NOWATA	14	HARPER	6	60
61	LATIMER	15	MARSHALL	13	ELLIS	6	61
62	KIOWA	15	KINGFISHER	12	CHOCTAW	6	62
63	JEFFERSON	15	KIOWA	11	TILLMAN	5	63
64	KINGFISHER	13	GREER	11	CREEK	5	64
65	NOWATA	12	TILLMAN	10	CUSTER	4	65
66	TILLMAN	11	ALFALFA	10	LATIMER	3	66
67	GREER	11	NOBLE	9	GARFIELD	3	67
68	CIMARRON	11	JOHNSTON	9	BEAVER	3	68
69	ROGER MILLS	10	BEAVER	9	ALFALFA	3	69
70	ELLIS	9	LOVE	8	HARMON	2	70
71	COTTON	8	JEFFERSON	8	GRANT	2	71
72	ALFALFA	8	ELLIS	8	WOODWARD	1	72
73	MARSHALL	7	COTTON	8	JOHNSTON	1	73
74	JOHNSTON	7	HARPER	6	ROGER MILLS	0	74
75	HARPER	6	WOODS	4	PAWNEE	0	75
76	GRANT	6	GRANT	4	GREER	0	76
77	BEAVER	6	CIMARRON	4	COTTON	0	77

STATE TOTALS

8,272

6,803

5,380

RANKING OF FELONY CASES
FILED, TERMINATED AND PENDING
1976

RANK	COUNTY	CASES FILED	COUNTY	CASES TERMINATED	COUNTY	CASES PENDING	RANK
1	OKLAHOMA	4,797	OKLAHOMA	4,173	OKLAHOMA	6,905	1
2	TULSA	3,438	TULSA	3,316	COMANCHE	789	2
3	COMANCHE	1,093	COMANCHE	1,940	POTTAWATOMIE	548	3
4	CLEVELAND	662	CLEVELAND	628	CREEK	513	4
5	GARFIELD	469	MUSKOGEE	431	TEXAS	431	5
6	POTTAWATOMIE	468	GARFIELD	383	TULSA	419	6
7	MUSKOGEE	382	CANADIAN	355	CARTER	393	7
8	STEPHENS	359	MAYES	351	MUSKOGEE	390	8
9	PAYNE	323	POTTAWATOMIE	345	GRADY	378	9
10	OTTAWA	306	PITTSBURG	337	GARVIN	372	10
11	MAYES	305	STEPHENS	317	ROGERS	368	11
12	PITTSBURG	300	WASHINGTON	285	GARFIELD	335	12
13	TEXAS	299	PAYNE	243	OKMULGEE	333	13
14	CANADIAN	278	TEXAS	231	STEPHENS	317	14
15	SEQUOYAH	263	KAY	230	JACKSON	301	15
16	OKMULGEE	261	OTTAWA	227	SEQUOYAH	271	16
17	ROGERS	261	LeFLORE	220	CLEVELAND	268	17
18	KAY	252	CARTER	218	PITTSBURG	268	18
19	CARTER	247	BRYAN	216	CANADIAN	249	19
20	CREEK	247	OKMULGEE	209	SEMINOLE	215	20
21	LeFLORE	237	SEQUOYAH	196	PAYNE	203	21
22	WASHINGTON	230	ROGERS	188	MAYES	202	22
23	McCURTAIN	205	SEMINOLE	179	McCLAIN	201	23
24	JACKSON	199	CREEK	170	CHEROKEE	196	24
25	CHEROKEE	192	CADDO	159	KAY	186	25
26	SEMINOLE	191	CHEROKEE	159	OTTAWA	186	26
27	CADDO	166	McCURTAIN	158	DELAWARE	167	27
28	LINCOLN	157	CHOCTAW	153	WOODWARD	124	28
29	CRAIG	147	OSAGE	152	WASHINGTON	116	29
30	GARVIN	141	JACKSON	150	CRAIG	115	30
31	CUSTER	140	CUSTER	147	LINCOLN	114	31
32	GRADY	140	PONTOTOC	143	KIOWA	113	32
33	LOGAN	133	CRAIG	127	CADDO	107	33
34	BRYAN	130	LINCOLN	126	WASHITA	107	34
35	PONTOTOC	126	LOGAN	116	MURRAY	102	35
36	CHOCTAW	114	ATOKA	103	OSAGE	102	36
37	OSAGE	109	McINTOSH	97	WOODS	101	37
38	WOODWARD	108	MARSHALL	94	McCURTAIN	96	38
39	ADAIR	103	GARVIN	92	ADAIR	95	39
40	McCLAIN	103	WAGONER	92	BLAINE	92	40
41	McINTOSH	102	BLAINE	88	JEFFERSON	89	41
42	MURRAY	100	LOVE	85	McINTOSH	88	42
43	DELAWARE	99	ADAIR	84	MARSHALL	86	43
44	WAGONER	99	NOBLE	80	LeFLORE	78	44
45	WASHITA	92	HUGHES	79	WAGONER	74	45
46	BLAINE	89	LATIMER	79	CHOCTAW	72	46
47	LOVE	78	McCLAIN	78	CUSTER	72	47
48	HASKELL	74	GRADY	76	LOGAN	69	48
49	TILLMAN	72	PAWNEE	75	OKFUSKEE	61	49
50	MARSHALL	71	MURRAY	73	ALFALFA	58	50
51	BECKHAM	68	HASKELL	71	HARPER	57	51
52	ATOKA	67	WOODWARD	67	LOVE	53	52
53	PAWNEE	67	BECKHAM	66	MAJOR	50	53
54	HUGHES	66	WASHITA	65	BEAVER	44	54
55	KIOWA	66	KINGFISHER	58	BRYAN	43	55
56	WOODS	61	KIOWA	56	COTTON	43	56
57	NOBLE	59	COTTON	55	CIMARRON	40	57
58	ALFALFA	55	DEWEY	52	NOWATA	34	58
59	JEFFERSON	55	TILLMAN	52	PUSHMATAHA	34	59
60	LATIMER	54	JEFFERSON	51	PONTOTOC	32	60
61	PUSHMATAHA	54	JOHNSTON	51	TILLMAN	32	61
62	COTTON	51	CIMARRON	50	DEWEY	30	62
63	CIMARRON	47	WOODS	44	GREER	30	63
64	BEAVER	46	PUSHMATAHA	42	HASKELL	30	64
65	COAL	46	BEAVER	38	ATOKA	28	65
66	JOHNSTON	46	HARPER	35	COAL	25	66
67	KINGFISHER	41	COAL	33	NOBLE	25	67
68	HARPER	37	ELLIS	30	JOHNSTON	22	68
69	GREER	34	DELAWARE	27	GRANT	20	69
70	MAJOR	33	HARMON	26	BECKHAM	19	70
71	DEWEY	29	NOWATA	26	KINGFISHER	16	71
72	HARMON	29	ALFALFA	25	LATIMER	11	72
73	OKFUSKEE	28	GREER	24	HARMON	10	73
74	NOWATA	25	MAJOR	20	HUGHES	9	74
75	GRANT	23	GRANT	19	ROGER MILLS	8	75
76	ELLIS	19	ROGER MILLS	16	ELLIS	5	76
77	ROGER MILLS	16	OKFUSKEE	13	PAWNEE	0	77
	STATE TOTALS	20,179		19,365		18,285	

RANKING OF MISDEMEANOR CASES
FILED, TERMINATED AND PENDING
1976

RANK	COUNTY	CASES FILED	COUNTY	CASES TERMINATED	COUNTY	CASES PENDING	RANK
1	OKLAHOMA	15,835	COMANCHE	20,669	OKLAHOMA	9,675	1
2	TULSA	13,224	OKLAHOMA	14,436	TULSA	4,123	2
3	COMANCHE	9,315	TULSA	12,910	GRADY	2,999	3
4	CUSTER	6,923	CUSTER	6,685	ROGERS	2,677	4
5	GRADY	5,796	GRADY	5,099	GARVIN	2,189	5
6	CREEK	5,263	CREEK	4,849	CREEK	1,996	6
7	POTTAWATOMIE	4,979	POTTAWATOMIE	4,570	CARTER	1,810	7
8	ROGERS	4,467	CADDO	4,334	COMANCHE	1,624	8
9	PAYNE	4,389	PAYNE	4,276	SEQUOYAH	1,491	9
10	STEPHENS	4,251	ROGERS	4,192	CANADIAN	1,273	10
11	WAGONER	4,248	STEPHENS	4,061	PITTSBURG	1,265	11
12	CADDO	4,030	CLEVELAND	3,957	CHEROKEE	1,147	12
13	CANADIAN	3,967	CANADIAN	3,943	POTTAWATOMIE	1,142	13
14	CLEVELAND	3,931	WAGONER	3,838	MUSKOGEE	1,096	14
15	SEQUOYAH	3,870	KAY	3,709	OTTAWA	1,001	15
16	GARVIN	3,805	BECKHAM	3,540	OKMULGEE	894	16
17	KAY	3,677	NOBLE	3,483	CADDO	866	17
18	PITTSBURG	3,677	LINCOLN	3,418	CUSTER	864	18
19	CARTER	3,675	LOGAN	3,416	LOGAN	810	19
20	LOGAN	3,574	GARVIN	3,401	TEXAS	804	20
21	NOBLE	3,534	PITTSBURG	3,365	WAGONER	779	21
22	LINCOLN	3,481	GARFIELD	3,272	STEPHENS	757	22
23	GARFIELD	3,354	LeFLORE	3,147	McCLAIN	732	23
24	BECKHAM	3,256	SEQUOYAH	3,143	DELAWARE	713	24
25	OTTAWA	3,067	CARTER	3,120	OSAGE	695	25
26	JACKSON	3,043	McCURTAIN	2,920	CLEVELAND	687	26
27	McCLAIN	2,977	McCLAIN	2,908	WASHITA	669	27
28	MAYES	2,957	JACKSON	2,871	LINCOLN	612	28
29	LeFLORE	2,893	PAWNEE	2,836	MURRAY	606	29
30	MURRAY	2,858	MAYES	2,754	MAYES	595	30
31	PAWNEE	3,828	MURRAY	2,689	LOVE	548	31
32	McCURTAIN	2,741	OTTAWA	2,607	JEFFERSON	541	32
33	McINTOSH	2,641	McINTOSH	2,588	GARFIELD	524	33
34	WASHITA	2,562	WASHITA	2,493	BLAINE	428	34
35	CRAIG	2,473	CRAIG	2,449	JACKSON	421	35
36	TEXAS	2,403	BRYAN	2,403	WOODWARD	418	36
37	BLAINE	2,381	SEMINOLE	2,327	McINTOSH	392	37
38	BRYAN	2,335	TEXAS	2,318	ADAIR	378	38
39	CHEROKEE	2,257	BLAINE	2,212	COTTON	376	39
40	SEMINOLE	2,186	LOVE	2,035	PAYNE	360	40
41	OSAGE	2,136	OKMULGEE	1,984	KIOWA	356	41
42	WOODWARD	2,129	OSAGE	1,971	OKFUSKEE	349	42
43	LOVE	2,125	WOODWARD	1,946	KAY	337	43
44	OKMULGEE	2,095	CHEROKEE	1,820	BRYAN	328	44
45	MUSKOGEE	1,853	MUSKOGEE	1,790	WASHINGTON	323	45
46	JEFFERSON	1,736	DELAWARE	1,697	SEMINOLE	305	46
47	KIOWA	1,644	JEFFERSON	1,640	BEAVER	287	47
48	CHOCTAW	1,624	CHOCTAW	1,629	CRAIG	283	48
49	ADAIR	1,546	ADAIR	1,575	McCURTAIN	277	49
50	OKFUSKEE	1,518	KIOWA	1,544	BECKHAM	268	50
51	DELAWARE	1,435	MARSHALL	1,471	LeFLORE	243	51
52	BEAVER	1,423	OKFUSKEE	1,467	MARSHALL	191	52
53	MARSHALL	1,374	BEAVER	1,349	CIMARRON	188	53
54	KINGFISHER	1,335	KINGFISHER	1,338	TILLMAN	188	54
55	MAJOR	1,323	JOHNSTON	1,314	HASKELL	184	55
56	TILLMAN	1,268	MAJOR	1,290	PUSHMATAHA	177	56
57	ATOKA	1,264	ATOKA	1,282	MAJOR	166	57
58	WASHINGTON	1,199	TILLMAN	1,234	WOODS	163	58
59	JOHNSTON	1,161	WASHINGTON	1,191	CHOCTAW	141	59
60	COTTON	1,129	WOODS	1,111	ALFALFA	139	60
61	WOODS	1,095	ALFALFA	1,043	HARPER	137	61
62	ALFALFA	1,067	HUGHES	1,043	KINGFISHER	136	62
63	HUGHES	1,037	COTTON	1,019	NOBLE	128	63
64	HASKELL	969	HARPER	912	ELLIS	123	64
65	ELLIS	930	CIMARRON	864	GREER	118	65
66	CIMARRON	878	HASKELL	860	JOHNSTON	115	66
67	HARPER	872	ELLIS	859	COAL	111	67
68	PUSHMATAHA	852	PUSHMATAHA	839	LATIMER	111	68
69	LATIMER	809	LATIMER	801	GRANT	99	69
70	DEWEY	757	DEWEY	774	NOWATA	91	70
71	HARMON	696	HARMON	705	DEWEY	87	71
72	COAL	692	COAL	640	HUGHES	76	72
73	PONTOTOC	615	PONTOTOC	614	ATOKA	75	73
74	GREER	538	GREER	558	ROGER MILLS	41	74
75	NOWATA	527	NOWATA	525	HARMON	40	75
76	GRANT	497	GRANT	459	PONTOTOC	25	76
77	ROGER MILLS	371	ROGER MILLS	351	PAWNEE	19	77
	STATE TOTALS	213,642		216,752		57,402	

**TOTAL DISPOSITIONS IN EACH COUNTY
BY LITIGATION CATEGORIES**

The following tables illustrate the disposition method of those cases terminated in each county during 1976 and the percentage terminated without trial or contest.

1976 CIVIL DISPOSITIONS

COUNTY	BY JURY TRIAL	BY COURT TRIAL	ON DEMURRER, ABATEMENT OR MOTION TO DISMISS	ON PRETRIAL	WITHOUT CONTEST	TOTAL CIVIL DISPOSITIONS	PERCENT WITHOUT TRIAL OR CONTEST
ADAIR	6	80	22		66	174	50.6%
ALFLAFA	1	13	15		39	68	79.4
ATOKA		93	37		15	145	35.9
BEAVER	1	18	42		19	80	76.3
BECKHAM	7	76	48		25	156	46.8
BLAINE	8	20	44	7	71	150	81.3
BRYAN		165	3		58	226	27.0
CADDO	8	31	63		145	247	84.2
CANADIAN	7	63	155	5	201	431	83.8
CARTER	18	85	183		512	798	87.1
CHEROKEE	7	121	34	19	120	301	57.5
CHOCTAW	5	5	38	6	97	151	93.4
CIMARRON	4	3	7		17	31	77.4
CLEVELAND	31	362	415	45	331	1,184	66.8
COAL	4	58	17	3	3	85	27.1
COMANCHE	30	93	524		580	1,227	90.0
COTTON	5	15	17	1	33	71	71.8
CRAIG	3	25	29		152	209	86.6
CREEK	35	230	202	32	33	532	50.2
CUSTER	5	46	66		83	200	74.5
DELAWARE		16	19		125	160	90.0
DEWEY	2	20	32	1	8	63	65.1
ELLIS	1	25	13		39	33.3	33.3
GARFIELD	6	184	185	4	81	460	58.7
GARVIN	7	88	29		46	170	44.1
GRADY	11	67	110		224	412	81.1
GRANT	3	29	23		4	59	45.8
GREER		3	22		29	54	94.4
HARMON	3	10	10		8	31	58.1
HARPER	5	15	14		34	41.2	41.2
HASKELL	17	32	17	9	52	127	61.4
HUGHES	5	68	6		43	122	40.2
JACKSON	5	13	24		101	143	87.4
JEFFERSON		37	13		12	62	40.3
JOHNSTON	1	18	76		34	129	85.3
KAY	21	90	172	2	195	480	76.9
KINGFISHER	8	16	40	1	51	116	79.3
KIOWA	1	1	2		53	57	96.5
LATIMER	1	5	17		35	58	89.7
LeFLORE	27	128	46	41	183	425	63.5
LINCOLN	9	20	8	52	249	338	91.4
LGGAN	3	16	48	3	103	173	89.0
LOVE		10	11		28	49	79.6
MAJOR	2	31	28		17	78	57.7
MARSHALL	1	11	26		51	89	86.5
MAYES	9	70	130	17	157	383	79.4
McCLAIN	5	20	49		86	160	84.4
McCURTAIN	9	57	91	24	237	418	84.2
McINTOSH	3	120	41	1	26	191	35.6
MURRAY		18	26	7	28	79	77.2
MUSKOGEE	121	212	293	123	262	1,011	67.1
NOBLE	2	13	16	10		41	63.4
NOWATA	1	60	26		6	93	34.4
OKFUSKEE		64			17	81	21.0
OKLAHOMA	186	977	117	5	8,608	9,893	88.2
OKMULGEE	26	365	6	7	26	430	9.1
OSAGE	9	133	127	1	5	275	48.4
OTTAWA	13	230	35	2	186	466	47.9
PAWNEE	1	27		59	89	176	84.1
PAYNE	14	27	140		198	379	89.2
PITTSBURG	17	261	147	44	64	533	47.8
PONTOTOC	77	180	30	22	130	439	41.5
POTTAWATOMIE	17	78	155	2	297	549	82.7
PUSHMATAHA	1	4	47	2	114	168	97.0
ROGER MILLS	3	32	2		37	5.4	5.4
ROGERS	8	79	41		177	305	71.5
SEMINOLE	85	315	52	65	26	543	26.3
SEQUOYAH	28	33	1	9	255	326	81.3
STEPHENS	11	11	94	13	181	310	92.9
TEXAS	8	35	62	2	98	205	79.0
TILLMAN	4	28	8	3	36	79	59.5
TULSA	193	267	367	1,152	4,047	6,626	93.1
WAGONER	19	79	70		74	242	59.5
WASHINGTON	3	63	77	1	149	293	77.5
WASHITA	1	1	17		65	84	97.6
WOODS	2	9	22		40	73	84.9
WOODWARD	3	102	40	11	67	223	52.9
STATE TOTALS	1,203	6,525	5,281	1,813	20,683	35,505	78.2%

1976 DOMESTIC DISPOSITIONS

COUNTY	BY DECREE OR ORDER AFTER TRIAL	ON DISMISSAL BY PARTIES	ON DISMISSAL BY COURT	BY DECREE OR APPROVED SETTLEMENT	BY ORDER AOR SETTLEMENT	WITH TRIAL OR CONTEST	WITHOUT TRIAL OR CONTEST	TOTAL DOMESTIC DISPOSITIONS	PERCENT WITHOUT TRIAL OR CONTEST
ADAIR	164	25		4			24	217	24.4%
ALFALFA	14	12	2	18			2	48	70.8
ATOKA	79	19	11				8	117	32.5
BEAVER	11	10	6	25			4	56	80.4
BECKHAM	54	19	11	81	1	1	12	179	69.3
BLAINE	17	17	3	44	2		10	93	81.7
BRYAN	58	40	53	195	1		18	365	84.1
CADDO	31	54	7	195	10		24	321	90.3
CANADIAN	161	85	27	169			57	501	67.5
CARTER	159	51	12	122	6	13	27	390	55.9
CHEROKEE	19	35		195		1	24	274	92.7
CHOCTAW	19	19	16	83	3	1	19	160	87.5
CIMARRON	5			15			3	23	78.3
CLEVELAND	189	184	76	714	19	23	79	1,284	83.5
COAL	27	13	1	20			3	64	57.8
COMANCHE	53	45	988	724	4	3	135	1,952	97.1
COTTON	43	4		8	3		6	64	32.8
CRAIG	19	16	1	95	2		20	153	87.6
CREEK	302	77	54	165			41	639	52.7
CUSTER	83	36	32	88			21	260	68.1
DELAWARE	5	19	1	110			9	144	96.5
DEWEY	15	16		16	2	1	7	57	71.9
ELLIS	27	8	1	2			6	44	38.6
GARFIELD	281	82	57	70	5	1	81	577	51.1
GARVIN	164	37	3	41	4		16	265	38.1
GARY	75	62	78	216		1	23	455	83.3
GLANT	11	17		4			3	35	68.6
GREER	5	12	1	49	2		6	75	93.3
HARMON	17	7	2	20				46	63.0
HARPER	19	3					4	26	26.9
HASKELL	2	15		62			8	87	97.7
HUGHES	108	19		32			16	175	38.3
JACKSON	39	38	62	261	7	2	36	445	90.8
JEFFERSON	95	1	7	1			7	111	14.4
JOHNSTON	20	8	84	40	1		6	159	87.4
KAY	32	48	32	325	16	69	2	524	80.7
KINGFISHER	17	20	10	33	4	1	15	100	82.0
KIOWA	5	16		71			8	100	95.0
LATIMER	6	8		53			10	77	92.2
LeFLORE	56	46	44	325	10	2	32	515	88.7
LINCOLN	16	36	20	114	9		17	212	92.5
LOGAN	31	26	18	92	4		16	187	83.4
LOVE		12		65	1		4	82	100.0
MAJOR		32		31			1	64	100.0
MARSHALL	16	10	2	67			9	104	84.6
MAYES	39	160	52	144	14		20	429	90.9
McCLAIN	12	16		105	6		15	154	92.2
McCURTAIN	91	57	75	237		1	21	482	80.9
McINTOSH	34	26	4	73	9		13	159	78.6
MURRAY	44	5		38			12	99	55.6
MUSKOGEE	58	131	3	570	15	7	39	823	92.1
NOBLE	21	8		52	3	5		89	70.8
NOWATA	41	19	11	28			5	104	60.6
OKFUSKEE	56	19					4	79	29.1
OKLAHOMA	320	391	15	4,980	8	39	572	6,325	94.3
OKMULGEE	64	60	40	199	13	2	26	404	83.7
OSAGE	153	106	59	99			31	448	65.8
OTTAWA	254	25	4		8	6	33	330	21.2
PAWNEE	6	11		77	35		10	139	95.7
PAYNE	333	85	2	1	30	1	29	481	30.6
PITTSBURG	77	66	87	293	10		29	562	36.3
PONTOTOC	3	18		296	3	3	23	346	98.3
POTTAWATOMIE	75	104	31	297	19	2	38	566	86.4
PUSHMATAHA	56	22	15	7	4	1	6	111	48.6
ROGER MILLS	21	4	3	5			5	38	44.7
ROGERS	23	98	56	233	20	1	33	464	94.8
SEMINOLE	155	18		29	3		16	221	29.9
SEQUOYAH	20	92	50	254	2	3	11	432	94.7
STEPHENS		52	24	317	8		45	446	100.0
TEXAS	36	13	21	77	9		13	169	78.7
TILLMAN	14	10	12	52	5		8	101	86.1
TULSA	532	100	500	4,095	138	20	420	5,805	90.5
WAGONER	86	39	2	207	10	1	32	377	76.8
WASHINGTON	27	66	8	316			34	451	94.0
WASHITA	3	17	1	61	13		10	102	97.1
WOODS	18	19	10	43	7		9	106	83.0
WOODWARD	6	79	30	140	17		8	280	97.9
STATE TOTALS	5,247	3,295	2,837	18,385	522	213	2,449	32,948	83.4%

1976 PROBATE DISPOSITIONS

1976 SMALL CLAIMS DISPOSITIONS

COUNTY	AFTER CONTEST	WITHOUT CONTEST	TOTAL PROBATE DISPOSITIONS	PERCENT WITHOUT CONTEST
ADAIR	3	103	106	97.2%
ALFALFA	2	100	102	98.0
ATOKA	1	61	62	98.4
BEAVER	1	90	91	98.9
BECKHAM		132	132	100.0
BLAINE	1	112	113	99.1
BRYAN	6	139	145	95.9
CADDO	22	154	176	87.5
CANADIAN	6	231	237	97.5
CARTER	3	243	246	98.8
CHEROKEE	7	125	132	94.7
CHOCTAW	1	91	92	98.9
CIMARRON		44	44	100.0
CLEVELAND	3	401	404	99.3
COAL	1	27	28	96.4
COMANCHE		554	554	100.0
COTTON	3	90	93	96.8
CRAIG	2	87	89	97.8
CREEK	2	285	287	99.3
CUSTER	3	187	190	98.4
DELAWARE		106	106	100.0
DEWEY	2	84	86	97.7
ELLIS	1	80	81	98.8
GARFIELD	90	320	410	78.0
GARVIN	1	200	201	99.5
GRADY	7	302	309	97.7
GRANT	1	87	88	98.9
GREER	3	92	95	96.8
HARMON	3	54	57	94.7
HARPER		56	56	100.0
HASKELL		20	20	100.0
HUGHES	2	163	165	98.8
JACKSON	7	171	178	96.1
JEFFERSON		48	48	100.0
JOHNSTON		46	46	100.0
KAY	4	298	302	98.7
KINGFISHER	3	149	152	98.0
KIOWA	1	117	118	99.2
LATIMER	1	75	76	98.7
LEFLORE	11	196	207	94.7
LINCOLN	6	145	151	96.0
LOGAN	11	163	174	93.7
LOVE		51	51	100.0
MAJOR		92	92	100.0
MARSHALL	1	61	62	98.4
MAYES	7	165	172	95.9
McCLAIN	5	101	106	95.3
McCURTAIN	3	91	94	96.8
McINTOSH		98	98	100.0
MURRAY		99	99	100.0
MUSKOGEE		292	292	100.0
NOBLE		74	74	100.0
NOWATA	1	65	66	98.5
OKFUSKEE	2	65	67	97.0
OKLAHOMA		2,215	2,215	100.0
OKMULGEE	7	287	294	97.6
OSAGE	15	197	212	92.9
OTAWA		180	180	100.0
PAWNEE		120	120	100.0
PAYNE	2	277	279	99.3
PITTSBURG	5	168	173	97.1
PONTOTOC	18	192	210	91.4
POTTAWATOMIE	1	362	363	99.7
PUSHMATAHA	3	50	53	94.3
ROGER MILLS	3	83	86	96.5
ROGERS	3	162	165	98.2
SEMINOLE	114	44	158	27.8
SEQUOYAH	4	77	81	95.1
STEPHENS	2	170	172	98.8
TEXAS	2	152	154	98.7
TILLMAN	4	128	132	97.0
TULSA	201	1,555	1,756	88.6
WAGONER	3	161	164	98.2
WASHINGTON	12	214	226	94.7
WASHITA		121	121	100.0
WOODS	2	97	99	98.0
WOODWARD	6	101	107	94.4
STATE TOTALS	647	14,595	15,242	95.8%

COUNTY	AFTER CONTEST	WITHOUT CONTEST	TOTAL SMALL CLAIMS DISPOSITIONS	PERCENT WITHOUT CONTEST
ADAIR	5	308	313	98.4%
ALFALFA	11	39	50	78.0
ATOKA	81	83	164	50.6
BEAVER	8	91	99	91.9
BECKHAM	22	221	243	90.9
BLAINE	28	219	247	88.7
BRYAN	171	161	332	48.5
CADDO	55	424	479	88.5
CANADIAN	178	566	744	76.1
CARTER	175	767	942	81.4
CHEROKEE	13	595	608	97.9
CHOCTAW	15	251	266	94.4
CIMARRON	17	44	61	72.1
CLEVELAND	443	996	1,439	69.2
COAL	15	56	71	78.9
COMANCHE	994	782	1,776	44.0
COTTON	5	117	122	95.9
CRAIG	87	346	433	79.9
CREEK	190	329	519	63.4
CUSTER	141	580	721	80.4
DELAWARE	2	190	192	99.0
DEWEY	3	53	56	94.6
ELLIS	4	41	45	91.1
GARFIELD	151	928	1,079	86.0
GARVIN	8	412	420	98.1
GRADY	101	385	486	79.2
GRANT		28	28	100.0
GREER	5	51	56	91.1
HARMON	6	73	79	92.4
HARPER	18	146	164	89.0
HASKELL	62	48	110	43.6
HUGHES	58	326	384	84.9
JACKSON	44	89	133	66.9
JEFFERSON	169		169	0.0
JOHNSTON	18	510	528	96.6
KAY	113	1,169	1,282	91.2
KINGFISHER	1	371	372	99.7
KIOWA	16	133	149	89.3
LATIMER	75	110	185	59.5
LEFLORE	98	949	1,047	90.6
LINCOLN	34	419	453	92.5
LOGAN	74	262	336	78.0
LOVE		102	102	100.0
MAJOR	16	302	318	95.0
MARSHALL		148	148	100.0
MAYES	96	939	1,035	90.7
McCLAIN	4	102	106	96.2
McCURTAIN	54	347	401	86.5
McINTOSH	60	182	242	75.2
MURRAY	109	96	205	46.8
MUSKOGEE	514	210	724	29.0
NOBLE	131	102	233	43.8
NOWATA	9	246	255	96.5
OKFUSKEE	138	53	191	27.7
OKLAHOMA	417	5,166	5,583	92.5
OKMULGEE	534	684	1,218	56.2
OSAGE	59	484	543	89.1
OTAWA	131	864	995	86.8
PAWNEE	19	142	161	88.2
PAYNE	156	1,303	1,459	89.3
PITTSBURG	376	162	538	30.1
PONTOTOC	92	667	759	87.9
POTTAWATOMIE	169	433	602	71.9
PUSHMATAHA	48	43	91	47.3
ROGER MILLS	3	37	40	92.5
ROGERS	194	160	354	45.2
SEMINOLE	98	462	560	82.5
SEQUOYAH	26	488	514	94.9
STEPHENS	87	700	787	88.9
TEXAS	13	869	882	98.5
TILLMAN	18	75	93	80.6
TULSA	2,209	19,249	21,458	89.7
WAGONER	164	179	343	52.2
WASHINGTON	133	403	536	75.2
WASHITA	5	128	133	96.2
WOODS	4	115	119	96.6
WOODWARD	9	285	294	96.9
STATE TOTALS	9,809	49,595	59,404	83.5%

1976 JUVENILE DISPOSITIONS

COUNTY	ADJUDICATORY PHASE					DISPOSITIONAL PHASE			
	BY JURY TRIAL	BY COURT TRIAL	WITHOUT TRIAL	TOTAL JUVENILE DISPOSITIONS	PERCENT WITHOUT TRIAL	CONTESTED HEARINGS	UNCONTESTED HEARINGS	TOTAL HEARINGS	PERCENT WITHOUT CONTEST
ADAIR		60	5	65	7.7		2	2	100.0
ALFALFA		10		10	0.0		10	10	100.0
ATOKA		34		34	0.0	6		6	0.0
BEAVER	9			9	0.0				
BECKHAM		14	19	33	57.6	1	30	31	96.8
BLAINE		35	11	46	23.9	12	14	26	53.8
BRYAN		33	4	37	10.8		18	18	100.0
CADDO		140		140	0.0	45		45	0.0
CANADIAN		65	56	121	46.3		92	92	100.0
CARTER		74	78	152	51.3		121	121	100.0
CHEROKEE		1	26	27	96.3	1	26	27	96.3
CHOCTAW		9	38	47	80.9	9	30	39	76.9
CIMARRON		7	1	8	12.5	1	3	4	75.0
CLEVELAND	1	42	89	132	67.4	54	126	180	70.0
COAL		26	1	27	3.7		11	11	100.0
COMANCHE		107	22	129	17.1	132	10	142	7.0
COTTON		7	1	8	12.5		8	8	100.0
CRAIG		3	26	29	89.7	1	5	6	83.3
CREEK		100		100	0.0	57	33	90	36.7
CUSTER		19		19	0.0	15	18	33	54.5
DELAWARE			15	15	100.0	1	14	15	93.3
DEWEY		4	20	24	83.3	2	22	24	91.7
ELLIS		4	4	8	50.0	4	4	8	50.0
GARFIELD		63		63	0.0	26	59	85	69.4
GARVIN	1	52	8	61	13.1	19		19	0.0
GRADY		10	8	18	44.4	17	30	47	63.8
GRANT			4	4	100.0		4	4	100.0
GREER		9	2	11	18.2	9	2	11	18.2
HARMON		7	10	17	58.8	1	4	5	80.0
HARPER		6		6	0.0	4	2	6	33.3
HASKELL		11	13	24	54.2		24	24	100.0
HUGHES		17		17	0.0	15	1	16	6.3
JACKSON		76	3	79	3.8	3	76	79	96.2
JEFFERSON		7	1	8	12.5	7		7	0.0
JOHNSTON	1	7		8	0.0	4	4	8	50.0
KAY	1	52	28	81	34.6	6	80	86	93.0
KINGFISHER		12		12	0.0	2	10	12	83.3
KIOWA		7	2	9	22.2	6	2	8	25.0
LATIMER		15	5	20	25.0				
LeFLORE		1	79	80	98.8		38	38	100.0
LINCOLN		40	14	54	25.9	13	24	37	64.9
LOGAN	1	6	56	63	88.9	18	21	39	53.8
LOVE			8	8	100.0		8	8	100.0
MAJOR			40	40	100.0				
MARSHALL		10	3	13	23.1		34	34	100.0
MAYES		14	169	183	92.3	3	60	63	95.2
McCLAIN		3	17	20	85.0	4	1	5	20.0
McCURTAIN		43	35	78	44.9	4	23	27	85.2
McINTOSH		32	11	43	25.6	17	10	27	37.0
MURRAY		52		52	0.0		47	47	100.0
MUSKOGEE		7	129	136	94.9				
NOBLE		8	1	9	11.1		12	12	100.0
NOWATA		17	4	21	19.0	9	8	17	47.1
OKFUSKEE		24		24	0.0	8	16	24	66.7
OKLAHOMA	11	1,662		1,673	0.0			1,216	
OKMULGEE		103		103	0.0	103		103	0.0
OSAGE		93	1	94	1.1	35	59	94	62.8
OTTAWA		39	43	82	52.4		39	39	100.0
PAWNEE			51	51	100.0				
PAYNE		59	46	105	43.8	10	38	48	79.2
PITTSBURG		36	109	145	75.2	33	100	133	75.2
PONTOTOC	3	51	5	59	8.5	3	56	59	94.9
POTTAWATOMIE		143	11	154	7.1	64	103	167	61.7
PUSHMATAHA		4	10	14	71.4	4	10	14	71.4
ROGER MILLS		13	1	14	7.1	6	7	13	53.8
ROGERS		69		69	0.0	17	69	86	80.2
SEMINOLE		21	14	35	40.0	6	34	40	85.0
SEQUOYAH		24	48	72	66.7	54	60	114	52.6
STEPHENS	2	34	60	118	69.0	11	47	58	81.0
TEXAS		27	30	57	52.6	6	51	57	89.5
TILLMAN		6	2	8	25.0	4		4	0.0
TULSA	8	392	871	1,271	68.5	207	1,238	1,445	85.7
WAGONER		47	15	62	24.2	36	10	46	21.7
WASHINGTON			60	60	100.0		30	30	100.0
WASHITA		7	15	22	68.2				
WOODS		3	1	4	25.0	78	24	102	23.5
WOODWARD		51		51	0.0		51	51	100.0
STATE TOTALS	38	4,286	2,479	6,803	36.4	1,213	3,223	5,652	57.0

1976 FELONY DISPOSITIONS

COUNTY	BY COURT TRIAL	BY JURY TRIAL	ON DEMURRER, MOTION TO QUASH, OR DISMISSAL BY COURT	ON GUILTY PLEA	ON DISMISSAL BY STATE	TOTAL FELONY DISPOSITIONS	PERCENT WITHOUT TRIAL OR CONTEST
ADAIR	44	2		11	40	97	52.6 %
ALFALFA		1		13	11	25	96.0
ATOKA	33	5	12	39	14	103	63.1
BEAVER				21	17	38	100.0
BECKHAM		4	5	22	18	49	91.8
BLAINE	1	3	9	47	36	96	95.8
BRYAN	1	7	53	24	131	216	96.3
BADDO		8	19	72	77	176	95.5
CANADIAN	3	9	160	68	124	364	96.7
CARTER	1	8	4	84	46	143	93.7
CHEROKEE	16	2	59	66	16	159	88.7
CHOCTAW	11	9	2	96	68	186	89.2
CIMARRON	2			8	39	49	95.9
CLEVELAND	278	29	172	108	41	628	51.1
COAL	1	2	13	17	7	40	92.5
COMANCHE	1	26	980	368	565	1,940	98.6
COTTON				28	27	55	100.0
CRAIG	3	5	2	67	50	127	93.7
CREK	7	6	31	59	67	170	92.4
CUSTER	12	8	9	74	44	147	86.4
DELAWARE	41		32	21		94	56.4
DEWEY	13	1	38			52	73.1
ELLIS		2	4	8	17	31	93.5
GARFIELD	14		35	283	67	399	96.5
GARVIN	11	4	26	16	35	92	83.7
GRADY		3	47	37		87	96.6
GRANT	4		1	8	5	19	78.9
GREER	1	3	4	11	5	24	83.3
HARMON	3		9	11	8	31	90.3
HARPER	1		30		2	33	97.0
HASKELL	24	4	12	19	12	71	60.6
HUGHES	25	4		37	13	79	63.3
JACKSON	5	11	62	79	4	161	90.1
JEFFERSON		4	28	21		53	92.5
JOHNSTON		2	1	30	18	51	96.1
KAY	6	7	19	169	66	267	95.1
KINGFISHER		1	4	33	27	65	98.5
KIOWA		10	10	28	14	62	83.9
LATIMER		3		28	48	79	96.2
LEFLORE	55	15	29	68	53	220	68.2
LINCOLN	1	13	3	38	80	135	89.6
LOGAN		11	4	53	48	116	90.5
LOVE		1	64	18	2	85	98.8
MAJOR	3		5	12		20	85.0
MARSHALL	3	1	5	22	63	94	95.7
MAYES	3	5	149	70	152	379	97.9
McCLAIN	6	2	26	39	5	78	89.7
McCURTAIN		7	6	72	73	158	95.6
McINTOSH	9	4	23	52	43	131	90.1
MURRAY	36	1		34	12	83	55.4
MUSKOGEE	160	34	110	93	34	431	55.0
NOBLE	36	5		27	12	80	48.8
NOWATA	11	5			14	30	46.7
OKFUSKEE			1	7	5	13	100.0
OKLAHOMA	241	160	261	2,218	1,293	4,173	90.4
OKMULGEE	21	7	110	39	32	209	86.6
OSAGE		5	2	68	95	170	97.1
OTTAWA	19	8	5	53	139	224	87.9
PAWNEE	13		62			75	82.7
PAYNE	1	14	18	100	130	263	94.3
PITTSBURG	18	22	86	110	148	384	89.6
PONTOTOC	3	108	9	18	5	143	22.4
POTTAWATOMIE	16	12	2	118	197	345	91.9
PUSHMATAHA		3	5	12	28	48	93.8
ROGER HILLS	3	2		8	3	16	68.8
ROGERS	2	6	34	112	78	232	96.6
SEMINOLE	10	15	24	107	28	184	86.4
SEQUOYAH		12	13	97	74	196	93.9
STEPHENS	4	13	152	115	33	317	94.6
TEXAS	1			145	85	231	99.6
TILLMAN	1	5	6	42	9	63	90.5
TULSA	48	138	649	1,577	904	3,316	94.4
WAGONER	6	7	11	31	37	92	85.9
WASHINGTON		13		181	91	235	25.4
WASHITA	2	2	1	17	47	69	94.2
WOODS	2	5	7	9	22	45	84.4
WOODWARD	46	7			37	90	41.1
STATE TOTALS	1,328	875	3,775	7,913 218	5,890	19,781	88.9

1976 MISDEMEANOR DISPOSITIONS

COUNTY	BY JURY TRIAL	BY COURT TRIAL	ON DEMURRER, MOTION TO QUASH, OR DISMISSAL BY COURT	ON GUILTY PLEA	ON DISMISSAL BY STATE	TOTAL MISDEMEANOR DISPOSITIONS	PERCENT WITHOUT TRIAL OR CONTEST
ADAIR		630	10	875	60	1,575	60.0 %
ALFALFA	1	58		915	69	1,043	94.3
ATOKA	2	19	81	1,096	84	1,282	98.4
BEAVER	1	229	1	1,071	47	1,349	83.0
BECKHAM	15	381	462	2,457	225	3,540	88.8
BLAINE	3	1	2	2,107	106	2,219	99.8
BRYAN	12	2	304	1,964	121	2,403	99.4
CADDO		1	206	3,588	539	4,334	99.9
CANADIAN	1	45	272	3,467	168	3,953	98.8
CARTER	10	15	123	2,914	58	3,120	99.2
CHEROKEE	4	437	232	1,078	69	1,820	75.8
CHOCTAW	6	174	129	1,291	34	1,634	89.0
CIMARRON	1	3	34	775	51	864	99.5
CLEVELAND	4	1,059	475	2,384	35	3,957	73.1
COAL	3	137	39	420	41	640	78.1
COMANCHE	62	184	10,776	8,030	1,617	20,669	98.8
COTTON	2	135	7	847	28	1,019	86.6
CRAIG		15	48	2,274	112	2,449	99.4
CREEK	44	1,366	693	2,688	78	4,869	71.0
CUSTER		42	132	5,516	995	6,685	99.4
DELAWARE	1	322	82	583	48	1,036	68.8
DEWEY	2	514	77	171	10	774	33.3
ELLIS	2	2	5	833	17	859	99.5
GARFIELD	3	94	56	3,016	136	3,305	97.1
GARVIN		320	76	2,969	36	3,401	90.6
GRADY	4	229	214	4,468	184	5,099	95.4
GRANT		19	10	404	26	459	95.9
GREER		15		527	16	558	97.3
HARMON	1	7	72	615	10	705	98.9
HARPER		182	70	651	9	912	80.0
HASKELL	3	35	2	772	48	860	95.6
HUGHES		13	21	944	65	1,043	98.8
JACKSON	3	11	178	2,598	87	2,877	99.5
JEFFERSON	3		40	1,593	11	1,647	99.8
JOHNSTON	5	39	19	1,210	41	1,314	96.7
KAY	2	85	517	3,070	97	3,771	97.7
KINGFISHER	4	14	10	1,214	96	1,338	98.7
KIOWA	7	14	39	1,401	83	1,544	98.6
LATIMER	2			749	50	801	99.8
LeFLORE	14	27	73	2,987	46	3,147	98.7
LINCOLN	8	176	1	2,912	321	3,418	94.6
LOGAN	1	12	17	3,252	134	3,416	99.6
LOVE	1		160	1,851	23	2,035	99.9
MAJOR	9	14	47	1,216	4	1,290	98.2
MARSHALL	4	103	166	1,139	68	1,480	92.8
MAYES		222	47	2,236	287	2,792	92.0
McCLAIN		38	231	2,464	175	2,908	98.7
McCURTAIN	2	87	9	2,481	485	3,064	97.1
McINTOSH	1	475	165	1,887	60	2,588	91.6
MURRAY		2,405	10	209	65	2,689	10.6
MUSKOGEE		99	6	1,673	12	1,790	94.5
NOBLE		273	51	3,146	13	3,483	92.2
NOWATA	1	222	19	241	42	525	57.2
OKFUSKEE		520	64	873	3	1,460	64.4
OKLAHOMA	60	565	775	12,083	953	14,436	95.7
OKMULGEE		429	76	1,372	107	1,984	78.4
OSAGE	2	186	26	1,564	196	1,974	90.5
OTTAWA		83	67	1,576	881	2,607	96.8
PAWNEE	2	83		2,577	174	2,836	97.0
PAYNE	4	15	42	990	190	1,241	98.5
PITTSBURG		146	203	2,726	291	3,366	95.7
PONTOTOC	50	110	12	395	47	614	73.9
POTTAWATOMIE	12	14	132	4,252	160	4,570	99.4
PUSHMATAHA	5	5	52	714	65	841	98.8
ROGER MILLS		93		254	4	351	73.5
ROGERS	16	1,215	284	2,587	101	4,203	70.7
SEMINOLE	28	191	147	1,153	128	1,647	86.7
SEQUOYAH		27	20	2,942	154	3,143	99.1
STEPHENS	6	143	536	3,236	140	4,061	96.3
TEXAS	8	54	27	1,706	525	2,320	97.3
TILLMAN	4	48	59	1,013	110	1,234	95.8
TULSA	49	705	370	10,996	790	12,910	94.2
WAGONER		186	118	3,365	169	3,838	95.2
WASHINGTON	7	40	32	997	115	1,191	96.1
WASHITA	1	355		1,907	231	2,494	85.7
WOODS	8	29	63	866	151	1,117	96.7
WOODWARD	4	8	18	1,713	160	1,903	99.4
STATE TOTALS	520	16,251	19,639	163,096	13,187	212,693	92.1

1976 COUNTY SUMMARY

The following charts provide a comprehensive summary of the district court activity in each county. Since most statistical data may be lifted out of or computed from this material, these charts deserve careful scrutiny.

ADAIR COUNTY

Population No. of: District Judges <u>16,141</u> Associate Judges <u>50</u> Special Judges <u>1.00</u> Lawyers <u>7</u> LITIGATION BREAKDOWN	Total Cases Pending on Jan. 1, 1976	Total Cases Filed in 1976	Total Cases Terminated in 1976	Disposed of by Trial or After Contest	Disposed of without Trial or Contest	Total Cases Pending on Dec. 31, 1976	Age Breakdown in Months of Cases Pending on Dec. 31, 1976		
							0 to 12 Months	12 to 24 Months	over 24 Months
CIVIL									
Auto Negligence	5	5	9	8	1	1	1		
Other Tort	6	2	5	4	1	3	1	2	
Lien or Mortgage Foreclosure	9	5	9	3	6	5	1	4	
Real Property	22	46	43	9	34	25	13	12	
Contractual	41	33	38	18	20	36	25	9	2
Appeals from Adm'n. Tribunals	2	4	6		6				
Injunction, Quo Warranto, Mandamus, Habeas Corpus, Etc.	7	2	6	2	4	3	1	2	
Other Civil	31	57	58	42	16	30	29	1	
TOTAL CIVIL	123	154	174	86	88	103	71	30	2
DOMESTIC									
Divorce	77	172	175	146	29	74	57	17	
Separate Maintenance									
Annulment		3	3	3					
Reciprocal Support - Incoming	3	12	15	15					
Reciprocal Support - Outgoing									
Paternity Proceedings									
Adoption	6	18	24		24				
TOTAL DOMESTIC	86	205	217	164	53	74	57	17	
PROBATE									
Administration of Estates and Probate Proper	30	45	39	3	36	36	26	10	
Determination of Death of Joint or Life Tenant	6	26	26		26	6	6		
Mental Health		10	10		10				
Guardianship and Conservatorship	3	12	12		12	3	3		
Other Probate	2	20	19		19	3	3		
TOTAL PROBATE	41	113	106	3	103	48	38	10	
SMALL CLAIMS									
Possession of Personal Property (Replevin)	18	30	38	3	35	10	7	3	
Possession of Real Property (Entry and Detainer)	19	50	36	2	34	33	29	4	
Small Claims	130	194	239		239	85	55	30	
TOTAL SMALL CLAIMS	167	274	313	5	308	128	91	37	
JUVENILE									
Juvenile Delinquency	14	30	25	23	2	19	15	4	
Children in Need of Supervision	17	17	16	14	2	18	11	7	
Dependency and Neglect	6	23	24	23	1	5	5		
TOTAL JUVENILE	37	70	65	60	5	42	31	11	
COMBINED CIVIL CATEGORIES	454	816	875	318	557	395	288	105	2
FELONY									
Crime Against Person	20	9	15	20		14	4	10	
Crime Against Property	24	48	30	10	26	42	28	14	
Other Felony	32	46	39	16	25	39	27	12	
TOTAL FELONY	76	103	84	46	51	95	59	36	
MISDEMEANORS									
DWI	45	126	120	100	20	51	45	6	
Other Traffic	229	1,010	1,019	104	915	220	190	30	
Appeals from City-Funded Courts									
Other Misdemeanors	133	410	436	426	10	107	100	7	
TOTAL MISDEMEANORS	407	1,546	1,575	630	945	378	335	43	
COMBINED CRIMINAL CATEGORIES	483	1,649	1,659	676	996	473	394	79	
GRAND TOTAL ALL CATEGORIES	937	2,465	2,534	994	1,553	868	682	184	2

APPLICATION FOR LICENSES:	Filed	Issued	Appealed	Contested	Uncontested
Beer	68	68			68
Bingo	1	1			1
Pool Hall	1	1			1

NUMBER OF PERSONS CERTIFIED FOR TRIAL AS ADULTS	Felony	Misdemeanors	Total
	1		1

FELONY PRELIMINARY HEARINGS	Held	Waived

FELONY POST-CONVICTION APPEALS	Filed	Terminated	Granted	Denied
	1	1		1

1976 BOND FORFEITURES	Felony	Misdemeanors	Traffic	Total
			1	1

1976 JURY DATA:	Civil	Criminal	Joint	Total
Number of Jury Terms Held	1		2	3
Number of Days Jury Was in Attendance	30			
Number of Grand Juries Called	1			

MISCELLANEOUS FILINGS:

Mechanic's and Material Man's Liens	14
Notary Public Bonds	41
Fictitious Partnerships	
Tax Warrants	5
Power of Attorney, Revocation, Etc. (58 O.S. SUPP. 1974, 1056 (b))	2
TOTAL	62

NUMBER OF DISPOSITION DOCKETS HELD 4

ALFALFA COUNTY

Population No. of: District Judges 7,224 Associate Judges .20 Special Judges 1.00 Lawyers 7 LITIGATION BREAKDOWN	Total Cases Pending on Jan. 1, 1976	Total Cases Filed in 1976	Total Cases Terminated in 1976	Disposed of by Trial or After Contest	Disposed of without Trial or Contest	Total Cases Pending on Dec. 31, 1976	Age Breakdown in Months of Cases Pending on Dec. 31, 1976		
							0 to 12 Months	12 to 24 Months	over 24 Months
CIVIL									
Auto Negligence	1	4	3		3	2	2		
Other Tort	8	6	4	3	1	10	5	3	2
Lien or Mortgage Foreclosure		8	3	1	2	5	5		
Real Property	2	27	23	3	20	6	6		
Contractual	8	25	19	4	15	14	11	2	1
Appeals from Admin. Tribunals		3				3	3		
Injunction, Quo Warranto, Mandamus, Habeas Corpus, Etc.	2	2	2	2		2	1	1	
Other Civil	2	17	14	1	13	5	3	2	
TOTAL CIVIL	23	92	68	14	54	47	36	8	3
DOMESTIC									
Divorce	11	46	45	13	32	12	12		
Separate Maintenance									
Annulment		1	1	1					
Reciprocal Support - Incoming		1				1	1		
Reciprocal Support - Outgoing									
Paternity Proceedings		1	1		1				
Adoption		2	1		1	1	1		
TOTAL DOMESTIC	11	51	48	14	34	14	14		
PROBATE									
Administration of Estates and Probate Proper	76	84	80	2	78	80	57	7	16
Determination of Death of Joint or Life Tenant		18	13		13	5	5		
Mental Health		7	2		2	5	5		
Guardianship and Conservatorship		7	7		7				
Other Probate		2				2	2		
TOTAL PROBATE	76	118	102	2	100	92	69	7	16
SMALL CLAIMS									
Possession of Personal Property (Replevin)		2	2	2					
Possession of Real Property (Entry and Detainer)									
Small Claims	4	61	48	9	39	17	16	1	
TOTAL SMALL CLAIMS	4	63	50	11	39	17	16	1	
JUVENILE									
Juvenile Delinquency	5		4	4		1		1	
Children in Need of Supervision		5	3	3		2	2		
Dependency and Neglect		3	3	3					
TOTAL JUVENILE	5	8	10	10		3	2	1	
COMBINED CIVIL CATEGORIES	119	332	278	51	227	173	137	17	19
FELONY									
Crime Against Person	8	3	8		8	3	1		2
Crime Against Property	19	34	10	1	9	43	17	10	16
Other Felony	1	18	7		7	12	12		
TOTAL FELONY	28	55	25	1	24	58	30	10	18
MISDEMEANORS									
DWI	18	31	39	5	34	10	8	1	1
Other Traffic	66	965	924	53	871	107	78	9	20
Appeals from City-Funded Courts									
Other Misdemeanors	31	71	80	1	79	22	7	5	10
TOTAL MISDEMEANORS	115	1,067	1,043	59	984	139	93	15	31
COMBINED CRIMINAL CATEGORIES	143	1,122	1,068	60	1,008	197	123	25	49
GRAND TOTAL ALL CATEGORIES	262	1,454	1,346	111	1,235	370	260	42	68

APPLICATION FOR LICENSES:	Filed	Issued	Appealed	Contested	Uncontested
Beer	24	23		2	21
Bingo	3	3			3
Pool Hall	3	3			3

NUMBER OF PERSONS CERTIFIED FOR TRIAL AS ADULTS	Felony	Misdemeanors	Total

FELONY PRELIMINARY HEARINGS	Held	Waived
	7	14

FELONY POST-CONVICTION APPEALS	Filed	Terminated	Granted	Denied
	2			

1976 BOND FORFEITURES	Felony	Misdemeanors	Traffic	Total
		3	50	53

1976 JURY DATA:	Civil	Criminal	Joint	Total
Number of Jury Terms Held			3	3
Number of Days Jury Was in Attendance	6			
Number of Grand Juries Called				

MISCELLANEOUS FILINGS:

Mechanic's and Material Man's Liens	51
Notary Public Bonds	22
Fictitious Partnerships	
Tax Warrants	
Power of Attorney, Revocation, Etc. [58 O.S. SUPP. 1974, 1056 (b)]	
TOTAL	73

NUMBER OF DISPOSITION DOCKETS HELD

	3
--	---

ATOKA COUNTY

Population No. of: District Judges 10,972 Associate Judges 50 Special Judges 1.00 Lawyers 7 LITIGATION BREAKDOWN	Total Cases Pending on Jan. 1, 1976	Total Cases Filed in 1976	Total Cases Terminated in 1976	Disposed of by Trial or After Contest	Disposed of without Trial or Contest	Total Cases Pending on Dec. 31, 1976	Age Breakdown in Months of Cases Pending on Dec. 31, 1976		
							0 to 12 Months	12 to 24 Months	over 24 Months
CIVIL	15	22	19	7	12	18	14	4	
Auto Negligence									
Other Tort	18	16	28	11	17	6	4	2	
Lien or Mortgage Foreclosure	9	6	10	8	2	5	3		2
Real Property	12	33	37	37		8	7	1	
Contractual	22	49	33	23	10	38	30	7	1
Appeals from Adm'n. Tribunals		1				1	1		
Injunction, Quo Warranto, Mandamus, Habeas Corpus, Etc.	2	6	4	2	2	4	2	2	
Other Civil	5	16	14	5	9	7	5	2	
TOTAL CIVIL	83	149	145	93	52	87	66	18	3
DOMESTIC	28	102	101	73	28	29	29		
Divorce									
Separate Maintenance	1		1	1					
Annulment		2	2	2					
Reciprocal Support - Incoming	1	7	4	2	2	4	4		
Reciprocal Support - Outgoing		2	1	1		1	1		
Paternity Proceedings									
Adoption	1	8	8		8	1	1		
TOTAL DOMESTIC	31	121	117	79	38	35	35		
PROBATE	3	39	41	1	40	1	1		
Administration of Estates and Probate Proper									
Determination of Death of Joint or Life Tenant		9	9		9				
Mental Health		4	4		4				
Guardianship and Conservatorship	1	2	3		3				
Other Probate		5	5		5				
TOTAL PROBATE	4	59	62	1	61	1	1		
SMALL CLAIMS									
Possession of Personal Property (Replevin)		4	4		4				
Possession of Real Property (Entry and Detainer)		12	12	3	9				
Small Claims	5	147	148	78	70	4		4	
TOTAL SMALL CLAIMS	5	163	164	81	83	4		4	
JUVENILE	10	4	10	10		4	1	3	
Juvenile Delinquency									
Children in Need of Supervision	2	9	8	8		3	1	2	
Dependancy and Neglect	10	11	16	16		5		5	
TOTAL JUVENILE	22	24	34	34		12	2	10	
COMBINED CIVIL CATEGORIES	145	516	522	288	234	139	104	32	3
FELONY	8	6	11	4	7	3	2	1	
Crime Against Person									
Crime Against Property	14	31	30	4	26	15	14		1
Other Felony	42	30	62	30	32	10	9	1	
TOTAL FELONY	64	67	103	38	65	28	25	2	1
MISDEMEANORS	13	51	54	3	51	10	10		
DWI									
Other Traffic	48	1,003	1,014		1,014	37	37		
Appeals from City-Funded Courts									
Other Misdemeanors	32	210	214	18	196	28	27	1	
TOTAL MISDEMEANORS	93	1,264	1,282	21	1,261	75	74	1	
COMBINED CRIMINAL CATEGORIES	157	1,331	1,385	59	1,326	103	99	3	1
GRAND TOTAL ALL CATEGORIES	302	1,847	1,907	347	1,560	242	203	35	4

APPLICATION FOR LICENSES:	Filed	Issued	Appealed	Contested	Uncontested
Beer	31	29			29
Bingo	1	1			1
Pool Hall					

NUMBER OF PERSONS CERTIFIED FOR TRIAL AS ADULTS	Felony	Misdemeanors	Total
	2		2

FELONY PRELIMINARY HEARINGS	Held	Waived
	23	14

FELONY POST-CONVICTION APPEALS	Filed	Terminated	Granted	Denied

1976 BOND FORFEITURES	Felony	Misdemeanors	Traffic	Total
		21	22	43

1976 JURY DATA:	Civil	Criminal	Joint	Total
Number of Jury Terms Held			2	2
Number of Days Jury Was In Attendance	17			
Number of Grand Juries Called				

MISCELLANEOUS FILINGS:

Mechanic's and Material Men's Liens	11
Notary Public Bonds	36
Fictitious Partnerships	
Tax Warrants	
Power of Attorney, Revocation, Etc. [58 O.S. SUPP. 1974, 1056 (b)]	
TOTAL	47

NUMBER OF DISPOSITION DOCKETS HELD

BEAVER COUNTY

Population No. of: District Judges Associate Judges Special Judges Lawyers LITIGATION BREAKDOWN	Total Cases Pending on Jan. 1, 1976	Total Cases Filed in 1976	Total Cases Terminated in 1976	Disposed of by Trial or After Contest	Disposed of Without Trial or Contest	Total Cases Pending on Dec. 31, 1976	Age Breakdown in Months of Cases Pending on Dec. 31, 1976		
							0 to 12 Months	12 to 24 Months	over 24 Months
6,282 25 1.00 8									
CIVIL									
Auto Negligence	4	2	5	1	4	1		1	
Other Tort	3	4	1		1	6	4	1	1
Lien or Mortgage Foreclosure	2		1	1		1			1
Real Property	19	11	19	4	15	11	4	5	2
Contractual	27	31	36	7	27	22	15	2	5
Appeals from Admin. Tribunals		1	1	1					
Injunction, Quo Warranto, Mandamus, Habeas Corpus, Etc.		2	2		2				
Other Civil	12	16	17	5	12	11	4	2	5
TOTAL CIVIL	67	67	82	19	81	52	27	11	14
DOMESTIC									
Divorce	12	37	44	6	38	5	5		
Separate Maintenance		1	1		1				
Annulment									
Reciprocal Support - Incoming	4	4	5	3	2	3		2	1
Reciprocal Support - Outgoing	1	1	2	2					
Paternity Proceedings									
Adoption	1	4	4		4	1	1		
TOTAL DOMESTIC	18	47	56	11	45	9	6	2	1
PROBATE									
Administration of Estates and Probate Proper	146	62	80	1	79	128	46	15	67
Determination of Death of Joint or Life Tenant	2	5	6		6	1			1
Mental Health	1	3	3		3	1			1
Guardianship and Conservatorship	6	6	2		2	10	5	3	2
Other Probate									
TOTAL PROBATE	155	76	91	1	90	140	51	18	71
SMALL CLAIMS									
Possession of Personal Property (Replevin)									
Possession of Real Property (Entry and Detainer)		1	1		1				
Small Claims	38	89	98	8	90	29	23	5	1
TOTAL SMALL CLAIMS	38	90	99	8	91	29	23	5	1
JUVENILE									
Juvenile Delinquency	4	6	7	7		3	2		1
Children in Need of Supervision	2		2						
Dependency and Neglect				2					
TOTAL JUVENILE	6	6	9	9		3	2		1
COMBINED CIVIL CATEGORIES	284	286	337	48	287	233	109	36	88
FELONY									
Crime Against Person	1					1			1
Crime Against Property	31	29	23		23	37	15	10	12
Other Felony	4	17	15		15	6	2	2	2
TOTAL FELONY	36	46	38		38	44	17	12	15
MISDEMEANORS									
DWI	12	48	47	44	3	13	7	2	4
Other Traffic	181	1,280	1,216	125	1,091	245	96	30	119
Appeals from City-Funded Courts									
Other Misdemeanors	20	95	86	61	25	29	11	7	11
TOTAL MISDEMEANORS	213	1,423	1,349	230	1,119	287	114	39	134
COMBINED CRIMINAL CATEGORIES	249	1,469	1,387	230	1,157	331	131	51	149
GRAND TOTAL ALL CATEGORIES	533	1,755	1,724	278	1,444	564	240	87	237

APPLICATION FOR LICENSES:	Filed	Issued	Appealed	Contested	Uncontested
Beer	14	12		1	12
Bingo	1	1			1
Pool Hall					

NUMBER OF PERSONS CERTIFIED FOR TRIAL AS ADULTS	Felony	Misdemeanors	Total	
	Held	Waived		
	6	21		
FELONY POST-CONVICTION APPEALS	Filed	Terminated	Granted	Denied
1976 BOND FORFEITURES	Felony	Misdemeanors	Traffic	Total
		2	109	111
1976 JURY DATA:	Civil	Criminal	Joint	Total
Number of Jury Terms Held		3	1	4
Number of Days Jury Was in Attendance	10			
Number of Grand Juries Called				

MISCELLANEOUS FILINGS:	
Mechanic's and Material Man's Liens	25
Notary Public Bonds	22
Fictitious Partnerships	3
Tax Warrants	3
Power of Attorney, Revocation, Etc.	
(58 O.S. SUPP. 1974, 1056 (b))	
TOTAL	53
NUMBER OF DISPOSITION DOCKETS HELD	3

BECKHAM COUNTY

Population No. of District Judges 15,754 Associate Judges 17 Special Judges 100 Lawyers 15 LITIGATION BREAKDOWN	Total Cases Pending on Jan. 1, 1976	Total Cases Filed In 1976	Total Cases Terminated in 1976	Disposed of by Trial or After Contest	Disposed of without Trial or Contest	Total Cases Pending on Dec. 31, 1976	Age Breakdown in Months of Cases Pending on Dec. 31, 1976		
							0 to 12 Months	12 to 24 Months	over 24 Months
CIVIL									
Auto Negligence	15	11	19	2	17	7	5	2	
Other Tort	2	18	11	7	4	9	9		
Lien or Mortgage Foreclosure	5	8	10	5	5	3	3		
Real Property	7	21	24	16	8	4	4		
Contractual	21	52	52	32	20	21	20	1	
Appeals from Admin. Tribunals	2	2	4	3	1				
Injunction, Quo Warranto, Mandamus, Habeas Corpus, Etc.	4	14	11	7	4	7	7		
Other Civil	6	22	25	11	14	3	2	1	
TOTAL CIVIL	62	148	156	83	73	54	50	4	
DOMESTIC									
Divorce	10	170	155	51	104	25	25		
Separate Maintenance									
Annulment									
Reciprocal Support - Incoming	1	5	5	2	3	1	1		
Reciprocal Support - Outgoing	4	3	6	1	5	1	1		
Paternity Proceedings									
Adoption	5	12	13	1	12	4	1	3	
TOTAL DOMESTIC	20	190	179	55	124	31	28	3	
PROBATE									
Administration of Estates and Probate Proper	135	113	100		100	148	96	23	29
Determination of Death of Joint or Life Tenant	3	26	23		23	6	5		1
Mental Health	2	8	8		8	2	2		
Guardianship and Conservatorship	4	7	1		1	10	6	1	3
Other Probate									
TOTAL PROBATE	144	154	132		132	166	109	24	33
SMALL CLAIMS									
Possession of Personal Property (Replevin)									
Possession of Real Property (Entry and Detainer)		2	2	1	1				
Small Claims	6	250	241	21	220	15	14	1	
TOTAL SMALL CLAIMS	6	252	243	22	221	15	14	1	
JUVENILE									
Juvenile Delinquency	2	8	9	6	4	1		1	
Children in Need of Supervision	2	15	12	5	11	5	3	2	
Dependency and Neglect	4	8	11	3	4	1	1		
TOTAL JUVENILE	8	31	32	14	19	7	4	3	
COMBINED CIVIL CATEGORIES	240	775	742	174	569	273	205	35	33
FELONY									
Crime Against Person	1	47	29	4	24	19	19		
Crime Against Property	12	15	27		15				
Other Felony	4	6	10		6				
TOTAL FELONY	17	68	66	4	45	19	19		
MISDEMEANORS									
DWI	14	153	146	4	142	21	19	2	
Other Traffic	456	2,856	3,093	378	2,715	219	219		
Appeals from City-Funded Courts	3	3	4	1	3	2	2		
Other Misdemeanors	79	244	297	13	284	26	26		
TOTAL MISDEMEANORS	552	3,256	3,540	396	3,144	268	266	2	
COMBINED CRIMINAL CATEGORIES	569	3,324	3,606	400	3,189	287	285	2	
GRAND TOTAL, ALL CATEGORIES	809	4,099	4,348	574	3,758	560	490	37	33

APPLICATION FOR LICENSES:	Filed	Issued	Appealed	Contested	Uncontested
Beer	64	64			64
Bingo	4	3		1	3
Pool Hall	1	1			1

NUMBER OF PERSONS CERTIFIED FOR TRIAL AS ADULTS	Felony	Misdemeanors	Total
	2		2

FELONY PRELIMINARY HEARINGS	Held	Waived
	21	20

FELONY POST-CONVICTION APPEALS	Filed	Terminated	Granted	Denied
	2	2		2

1976 BOND FORFEITURES	Felony	Misdemeanors	Traffic	Total
		39	421	460

1976 JURY DATA:	Civil	Criminal	Joint	Total
Number of Jury Terms Held		1	4	5
Number of Days Jury Was in Attendance	24			
Number of Grand Juries Called	1			

MISCELLANEOUS FILINGS:	
Mechanic's and Material Man's Liens	13
Notary Public Bonds	74
Fictitious Partnerships	3
Tax Warrants	1
Power of Attorney, Revocation, Etc. [58 O.S. SUPP. 1974, 1056 (b)]	
TOTAL	91
NUMBER OF DISPOSITION DOCKETS HELD	8

BLAINE COUNTY

Population No. of: District Judges 11,794 Associate Judges 25 Special Judges 1.00 Lawyers 15 LITIGATION BREAKDOWN	Total Cases Pending on Jan. 1, 1976	Total Cases Filed In 1976	Total Cases Terminated In 1976	Disposed of by Trial or After Contest	Disposed of without Trial or Contest	Total Cases Pending on Dec. 31, 1976	Age Breakdown in Months of Cases Pending on Dec. 31, 1976		
							0 to 12 Months	12 to 24 Months	over 24 Months
CIVIL									
Auto Negligence	10	11	7	3	4	14	6	2	4
Other Tort	20	11	13	5	8	18	7	5	6
Lien or Mortgage Foreclosure	1	5	4		4	2	2		
Real Property	18	22	25	5	20	15	11	2	2
Contractual	17	54	30	5	25	41	32	5	4
Appeals from Admin. Tribunals		1				1	1		
Injunction, Quo Warranto, Mandamus, Habeas Corpus, Etc.	4	6	4	4		6	3	2	1
Other Civil	30	48	67	6	61	11	1	8	2
TOTAL CIVIL	100	158	150	28	122	108	65	24	19
DOMESTIC									
Divorce	47	83	81	17	64	49	22	11	16
Separate Maintenance	1	1				2	1	1	
Annulment		1				1	1		
Reciprocal Support - Incoming	1	2	2		2	1			1
Reciprocal Support - Outgoing	1					1			1
Paternity Proceedings									
Adoption	1	11	10		10	2	1	1	
TOTAL DOMESTIC	51	98	93	17	76	56	25	13	18
PROBATE									
Administration of Estates and Probate Proper	90	75	61		61	104	55	17	32
Determination of Death of Joint or Life Tenant	14	18	28		28	4	3		1
Mental Health		17	17		17				
Guardianship and Conservatorship	1	7	4		4	4	3	1	
Other Probate	1	2	3	1	2				
TOTAL PROBATE	106	119	113	1	112	112	61	18	39
SMALL CLAIMS									
Possession of Personal Property (Replevin)									
Possession of Real Property (Entry and Detainer)	3	10	6	2	4	7	4	1	2
Small Claims	418	320	241	26	215	497	97	79	321
TOTAL SMALL CLAIMS	421	330	247	28	219	504	101	80	323
JUVENILE									
Juvenile Delinquency	4	12	16		16				
Children In Need of Supervision	5	16	13	6	7	8	4	4	
Dependency and Neglect	5	13	17	13	4	1	1		
TOTAL JUVENILE	14	41	46	35	11	9	5	4	
COMBINED CIVIL CATEGORIES	692	746	649	109	540	789	257	139	323
FELONY									
Crime Against Person	27	15	17	2	20	23	6	8	9
Crime Against Property	23	43	27	1	28	39	23	9	7
Other Felony	41	33	44	1	44	30	11	4	15
TOTAL FELONY	91	89	88	4	92	92	40	21	31
MISDEMEANORS									
DWI	39	118	79	4	75	78	52	9	17
Other Traffic	167	1,847	1,784		1,784	230	211	9	10
Appeals from City-Funded Courts									
Other Misdemeanors	53	416	349		356	120	99	10	11
TOTAL MISDEMEANORS	259	2,381	2,212	4	2,215	428	362	28	38
COMBINED CRIMINAL CATEGORIES	350	2,470	2,300	8	2,307	520	402	49	69
GRAND TOTAL ALL CATEGORIES	1,042	3,216	2,949	117	2,847	1,309	659	188	462

APPLICATION FOR LICENSES:	Filed	Issued	Appealed	Contested	Uncontested
Beer	55	55			55
Bingo	3	3			3
Pool Hall	1	1			1

NUMBER OF PERSONS CERTIFIED FOR TRIAL AS ADULTS	Felony	Misdemeanors	Total	
FELONY PRELIMINARY HEARINGS	Held	Waived		
	40	12		
FELONY POST-CONVICTION APPEALS	Filed	Terminated	Granted	Denied
1976 BOND FORFEITURES	Felony	Misdemeanors	Traffic	Total
	1	6	21	28
1976 JURY DATA:	Civil	Criminal	Joint	Total
Number of Jury Terms Held		1	2	3
Number of Days Jury Was In Attendance	18			
Number of Grand Juries Called				

MISCELLANEOUS FILINGS:	
Mechanic's and Material Man's Liens	20
Notary Public Bonds	5
Fictitious Partnerships	3
Tax Warrants	
Power of Attorney, Revocation, Etc. [58 O.S. SUPP. 1974, 1056 (b)]	
TOTAL	28
NUMBER OF DISPOSITION DOCKETS HELD	7

BRYAN COUNTY

Population No. of: District Judges 25.552 Associate Judges 1.00 Special Judges 1.00 Lawyers 24 LITIGATION BREAKDOWN	Total Cases Pending on Jan. 1, 1976	Total Cases Filed in 1976	Total Cases Terminated in 1976	Disposed of by Trial or After Contest	Disposed of without Trial or Contest	Total Cases Pending on Dec. 31, 1976	Age Breakdown in Months of Cases Pending on Dec. 31, 1976		
							0 to 12 Months	12 to 24 Months	over 24 Months
CIVIL									
Auto Negligence	29	23	15	12	3	37	8	10	19
Other Tort	26	6	9	2	7	23	20	1	2
Lien or Mortgage Foreclosure	48	24	14	9	5	58	32	9	17
Real Property	8	71	68	67	1	11	3	6	2
Contractual	53	88	57	48	9	84	37	26	21
Appeals from Admin. Tribunals		8	8		1				
Injunction, Quo Warranto, Mandamus, Habeas Corpus, Etc.		20	13	10	3	7	7		
Other Civil	21	57	42	10	32	36	15	11	10
TOTAL CIVIL	185	297	226	165	61	256	122	63	71
DOMESTIC									
Divorce	85	337	311	52	259	111	86	23	2
Separate Maintenance	5	5	8	1	7	2	2		
Annulment		7	5		5	2	2		
Reciprocal Support - Incoming	13	13	18	4	14	8	6	2	
Reciprocal Support - Outgoing	9	6	5	1	4	10	5	5	
Paternity Proceedings		1				1	1		
Adoption	6	21	18		18	9	3		6
TOTAL DOMESTIC	118	390	365	58	307	143	105	30	8
PROBATE									
Administration of Estates and Probate Proper	125	97	83	5	78	139	68	17	54
Determination of Death of Joint or Life Tenant	3	31	30		30	4	2	2	
Mental Health	6	19	14		14	11	6	5	
Guardianship and Conservatorship	7	15	17	1	16	5	1		4
Other Probate		1	1		1				
TOTAL PROBATE	141	163	145	6	139	159	77	24	58
SMALL CLAIMS									
Possession of Personal Property (Replevin)		16	12	6	6	4	4		
Possession of Real Property (Entry and Detainer)	1	70	68	35	33	3	3		
Small Claims	19	253	252	130	122	20	20		
TOTAL SMALL CLAIMS	20	339	332	171	161	27	27		
JUVENILE									
Juvenile Delinquency	20	12	15	11	3	17	5		12
Children in Need of Supervision	34	29	14	14	1	49	17	12	20
Dependency and Neglect	12	8	10	8		10	1	1	8
TOTAL JUVENILE	66	49	39	33	4	76	23	13	40
COMBINED CIVIL CATEGORIES	530	1,238	1,107	433	672	661	354	130	177
FELONY									
Crime Against Person	45	67	87	1	86	25	24		1
Crime Against Property	44	52	80	5	75	16	15		1
Other Felony	40	11	49	2	47	2	2		
TOTAL FELONY	129	130	216	8	208	43	41		2
MISDEMEANORS									
DWI	33	114	107	4	103	40	38	2	
Other Traffic	219	1,726	1,754	1	1,753	191	162	27	2
Appeals from City-Funded Courts	2		2		2				
Other Misdemeanors	142	495	540	9	531	97	82	15	
TOTAL MISDEMEANORS	396	2,335	2,403	14	2,389	328	282	44	2
COMBINED CRIMINAL CATEGORIES	525	2,465	2,619	22	2,597	371	323	44	4
GRAND TOTAL ALL CATEGORIES	1,055	3,703	3,726	455	3,269	1,032	677	174	181

APPLICATION FOR LICENSES:	Filed	Issued	Appealed	Contested	Uncontested
Beer	136	138		1	138
Singo	6	6			6
Pool Hall	2	2			2

NUMBER OF PERSONS CERTIFIED FOR TRIAL AS ADULTS	Felony	Misdemeanors	Total
	1		1

FELONY PRELIMINARY HEARINGS	Held	Waived
	48	11

FELONY POST-CONVICTION APPEALS	Filed	Terminated	Granted	Denied
	14	12		12

1978 BOND FORFEITURES	Felony	Misdemeanors	Traffic	Total
		40	258	298

1978 JURY DATA:	Civil	Criminal	Joint	Total
Number of Jury Terms Held		2		2
Number of Days Jury Was in Attendance	36			
Number of Grand Juries Called	2			

MISCELLANEOUS FILINGS:

Mechanic's and Material Man's Liens	22
Notary Public Bonds	76
Fictitious Partnerships	2
Tax Warrants	13
Power of Attorney, Revocation, Etc. [58 O.S. SUPP. 1974, 1056 (b)]	
TOTAL	113

NUMBER OF DISPOSITION DOCKETS HELD	4
---	----------

CADDO COUNTY

Population No. of: District Judges 28,931 Associate Judges 50 Special Judges 1.00 Lawyers 1.00 24 LITIGATION BREAKDOWN	Total Cases Pending on Jan. 1, 1976	Total Cases Filed in 1976	Total Cases Terminated in 1976	Disposed of by Trial or After Contest	Disposed of Without Trial or Contest	Total Cases Pending on Dec. 31, 1976	Age Breakdown in Months of Cases Pending on Dec. 31, 1976		
							0 to 12 Months	12 to 24 Months	over 24 Months
CIVIL									
Auto Negligence	13	20	14	1	13	19	16	3	
Other Tort	16	14	14	4	10	16	8	6	2
Lien or Mortgage Foreclosure	6	6	6	1	8	3	2	1	
Real Property	64	41	88	15	73	17	9	6	2
Contractual	43	42	47	7	40	38	20	13	5
Appeals from Admin. Tribunals		5	3	1	2	2	2		
Injunction, Quo Warranto, Mandamus, Habeas Corpus, Etc.		6				6	6		
Other Civil	6	79	72	10	62	13	7	5	1
TOTAL CIVIL	148	213	247	39	208	114	70	34	10
DOMESTIC									
Divorce	154	353	274	30	244	233	174	57	2
Separate Maintenance		3				3	3		
Annulment	1	7	5	1	4	3	2	1	
Reciprocal Support - Incoming	5	9	8		8	6	5	1	
Reciprocal Support - Outgoing	11	5	10		10	6	3	3	
Paternity Proceedings									
Adoption	11	23	24		24	10	4	1	5
TOTAL DOMESTIC	182	400	321	31	290	261	191	63	7
PROBATE									
Administration of Estates and Probate Proper	152	142	109	9	100	185	100	27	58
Determination of Death of Joint or Life Tenant	5	28	27		27	6	5		1
Mental Health		36	36	13	23				
Guardianship and Conservatorship	68	11	4		4	75	9	17	49
Other Probate									
TOTAL PROBATE	225	217	176	22	154	266	114	44	108
SMALL CLAIMS									
Possession of Personal Property (Replevin)	4	9	6	1	5	7	3	4	
Possession of Real Property (Entry and Detainer)		24	21	4	17	3	3		
Small Claims	669	490	452	50	402	707	44	89	574
TOTAL SMALL CLAIMS	673	523	479	55	424	717	50	93	574
JUVENILE									
Juvenile Delinquency	1	17	9	21		9		1	1
Children In Need of Supervision	2	24	16	88		10	6	2	2
Dependency and Neglect	2	16	12	31		6	2	2	2
TOTAL JUVENILE	5	57	37	140		25	15	5	5
COMBINED CIVIL CATEGORIES	1,233	1,410	1,260	287	1,076	1,383	440	239	704
FELONY									
Crime Against Person	3	28	24	5	25	6	6		
Crime Against Property	40	69	51	2	49	31	20	7	
Other Felony	58	69	84	1	94	43	20	18	5
TOTAL FELONY	100	166	159	8	168	107	57	38	12
MISDEMEANORS									
DWI	20	372	354		354	38	33	5	
Other Traffic	924	2,810	3,171		3,171	563	285	202	76
Appeals from City-Funded Courts	7	8	15		15				
Other Misdemeanors	219	840	794	1	793	265	132	76	57
TOTAL MISDEMEANORS	1,170	4,030	4,334	1	4,333	866	450	283	133
COMBINED CRIMINAL CATEGORIES	1,270	4,196	4,493	9	4,501	973	507	321	145
GRAND TOTAL ALL CATEGORIES	2,503	5,606	5,753	296	5,577	2,356	947	560	849

APPLICATION FOR LICENSES:	Filed	Issued	Appealed	Contested	Uncontested
Beer	91	91			91
Bingo	12	12			12
Pool Hall	7	7			7

NUMBER OF PERSONS CERTIFIED FOR TRIAL AS ADULTS	Felony	Misdemeanors	Total	
	Held	68	27	
	Waived			
FELONY PRELIMINARY HEARINGS	68	27		
FELONY POST-CONVICTION APPEALS	Filed	Terminated	Granted	Denied
	3	3		3
1976 BOND FORFEITURES	Felony	Misdemeanors	Traffic	Total
		17	61	78
1976 JURY DATA:	Civil	Criminal	Joint	Total
Number of Jury Terms Held			3	3
Number of Days Jury Was in Attendance	29			
Number of Grand Juries Called				

MISCELLANEOUS FILINGS:	
Mechanic's and Material Man's Liens	44
Notary Public Bonds	84
Fictitious Partnerships	3
Tax Warrants	15
Power of Attorney, Revocation, Etc. [58 O.S. SUPP. 1974, 1056 (b)]	7
TOTAL	153
NUMBER OF DISPOSITION DOCKETS HELD	2

CANADIAN COUNTY

Population No. of: District Judges 32,245 Associate Judges 1.00 Special Judges 1.00 Lawyers 36	Total Cases Pending on Jan. 1, 1978	Total Cases Filed in 1978	Total Cases Terminated in 1978	Disposed of by Trial or After Contest	Disposed of without Trial or Contest	Total Cases Pending on Dec. 31, 1978	Age Breakdown in Months of Cases Pending on Dec. 31, 1978		
							0 to 12 Months	12 to 24 Months	over 24 Months
LITIGATION BREAKDOWN									
CIVIL									
Auto Negligence	32	43	29	6	23	46	31	4	11
Other Tort	51	41	39	7	32	53	30	6	17
Lien or Mortgage Foreclosure	50	60	62	19	43	48	29	10	9
Real Property	38	52	49	10	39	41	18	8	15
Contractual	179	150	153	22	131	176	84	20	72
Appeals from Admn. Tribunals	2	8	10		10				
Injunction, Quo Warranto, Mandamus, Habeas Corpus, Etc.	3	13	9	3	6	7	5	2	
Other CIVIL	44	48	80	3	77	12	3	9	
TOTAL CIVIL	399	415	431	70	361	383	200	59	124
DOMESTIC									
Divorce	221	380	402	143	259	199	112	54	33
Separate Maintenance	9	5	5	1	4	9	3	1	5
Annulment		5	3		3	2			
Reciprocal Support - Incoming	32	24	18	12	6	38	12	5	21
Reciprocal Support - Outgoing	35	6	14	5	9	27	5	12	10
Paternity Proceedings	8	2	5	1	4	5	1		4
Adoption	14	47	54	1	53	7	4		3
TOTAL DOMESTIC	319	469	501	163	338	287	139	72	76
PROBATE									
Administration of Estates and Probate Proper	129	124	117	5	112	136	81	25	30
Determination of Death of Joint or Life Tenant	11	55	62		62	4	3	1	
Mental Health	64	57	19	1	18	102	39	48	15
Guardianship and Conservatorship	78	29	39		29	68	23	11	34
Other Probate									
TOTAL PROBATE	282	265	237	6	221	310	146	85	79
SMALL CLAIMS									
Possession of Personal Property (Replevin)	17	7	8	4	4	16	2	7	7
Possession of Real Property (Entry and Detainer)	22	46	43	21	22	25	5	6	14
Small Claims	481	917	693	153	540	705	315	162	228
TOTAL SMALL CLAIMS	520	970	744	178	566	746	322	175	249
JUVENILE									
Juvenile Delinquency	37	31	25	16	9	43	6	12	25
Children In Need of Supervision	108	45	72	23	44	81	24	16	41
Dependency and Neglect	41	22	29	26	3	34	8	10	16
TOTAL JUVENILE	186	98	126	65	56	158	38	38	82
COMBINED CIVIL CATEGORIES	1,706	2,217	2,039	482	1,542	1,884	845	429	610
FELONY									
Crime Against Person	133	80	143	8	139	70	29	27	14
Crime Against Property	81	74	79	1	82	76	42	10	24
Other Felony	112	124	133	3	131	103	66	37	
TOTAL FELONY	326	278	355	12	352	249	137	74	38
MISDEMEANORS									
DWI	90	149	119	2	117	120	71	26	23
Other Traffic	861	3,373	3,297	29	3,268	937	222	119	596
Appeals from City-Funded Courts	2	3	3	1	2	2	2		
Other Misdemeanors	296	442	524	14	520	214	118	74	22
TOTAL MISDEMEANORS	1,249	3,967	3,943	46	3,907	1,273	413	219	641
COMBINED CRIMINAL CATEGORIES	1,575	4,245	4,298	58	4,259	1,522	550	293	679
GRAND TOTAL ALL CATEGORIES	3,281	6,462	6,337	540	5,801	3,406	1,395	722	1,289

APPLICATION FOR LICENSES:	Filed	Issued	Appealed	Contested	Uncontested
Beer	91	91		1	90
Gingo	9	9			9
Pool Hall	3	3			3

NUMBER OF PERSONS CERTIFIED FOR TRIAL AS ADULTS	Felony	Misdemeanors	Total	
	1			
FELONY PRELIMINARY HEARINGS	Held	Waived		
	123	88		
FELONY POST-CONVICTION APPEALS	Filed	Terminated	Granted	Denied
	3			
1978 BOND FORFEITURES	Felony	Misdemeanors	Traffic	Total
	4	6	8	18
1978 JURY DATA:	Civil	Criminal	Joint	Total
Number of Jury Terms Held			2	2
Number of Days Jury Was In Attendance	29			
Number of Grand Juries Called				

MISCELLANEOUS FILINGS:	
Mechanic's and Material Man's Liens	152
Notary Public Bonds	223
Fictitious Partnerships	9
Tax Warrants	36
Power of Attorney, Revocation, Etc. [58 O.S. SUPP. 1974, 1056 (b)]	3
TOTAL	423
NUMBER OF DISPOSITION DOCKETS HELD	8

CARTER COUNTY

Population No. of: District Judges 37,349 Associate Judges 1.00 Special Judges 1.00 Lawyers 53 LITIGATION BREAKDOWN	Total Cases Pending on Jan. 1, 1976	Total Cases Filed in 1976	Total Cases Terminated in 1976	Disposed of by Trial or After Contest	Disposed of without Trial or Contest	Total Cases Pending on Dec. 31, 1976	Age Breakdown in Months of Cases Pending on Dec. 31, 1976		
							0 to 12 Months	12 to 24 Months	over 24 Months
CIVIL									
Auto Negligence	76	73	49	11	79	100	33	14	53
Other Tort	72	18	17	10	61	73	26	25	22
Lien or Mortgage Foreclosure	135	8	13	7	19	130	6	54	70
Real Property	48	66	62		134	52	21	16	15
Contractual	77	147	122	58	285	102	68	14	20
Appeals from Adm'n. Tribunals	7	10	2		3	15	4	4	7
Injunction, Quo Warranto, Mandamus, Habeas Corpus, Etc.	33	11	13	2	11	31	9	17	5
Other Civil	28	110	27	15	103	111	54	30	27
TOTAL CIVIL	476	443	305	103	695	614	221	174	219
DOMESTIC	372	445	545	148	183	272	114	83	75
Divorce									
Separate Maintenance	9	3	6	3		6	2	2	2
Annulment	4	5	7	4	1	2		1	1
Reciprocal Support - Incoming	13	13	14	3	5	12	4	4	4
Reciprocal Support - Outgoing	8	10	7	1	2	11		4	7
Paternity Proceedings									
Adoption	7	44	44	13	27	7	2	1	4
TOTAL DOMESTIC	413	520	623	172	218	310	122	95	93
PROBATE									
Administration of Estates and Probate Proper	339	152	340	1	134	151	106	31	14
Determination of Death of Joint or Life Tenant	18	32	45		31	5	5		
Mental Health	48	54	67	2	65	35	16	10	9
Guardianship and Conservatorship	105	25	84		13	46	22	18	6
Other Probate									
TOTAL PROBATE	510	263	536	3	243	237	149	59	29
SMALL CLAIMS									
Possession of Personal Property (Replevin)	30	58	53	23	29	35	6	5	24
Possession of Real Property (Entry and Detainer)	29	50	50	12	35	29	3		26
Small Claims	558	974	843	140	703	689	131	139	419
TOTAL SMALL CLAIMS	617	1,082	946	175	767	753	140	144	469
JUVENILE									
Juvenile Delinquency	9	84	20	41	32	73	64	9	
Children in Need of Supervision	22	33	6	12	37	49	27	22	
Dependency and Neglect	3	34	7	21	9	30	27	3	
TOTAL JUVENILE	34	151	33	74	78	152	118	34	
COMBINED CIVIL CATEGORIES	2,050	2,459	2,443	527	2,001	2,066	750	506	810
FELONY									
Crime Against Person	80	93	86	4	53	87	38	22	27
Crime Against Property	127	109	97	4	59	139	49	12	78
Other Felony	157	45	35	1	22	167	17	2	148
TOTAL FELONY	364	247	218	9	134	393	104	36	253
MISDEMEANORS									
DWI	72	171	38	3	35	205	34	68	103
Other Traffic	545	3,063	2,728	8	2,720	880	335	244	301
Appeals from City-Funded Courts	27	5				32	5	9	18
Other Misdemeanors	611	436	354	14	340	693	82	178	433
TOTAL MISDEMEANORS	1,255	3,675	3,120	25	3,095	1,810	456	499	855
COMBINED CRIMINAL CATEGORIES	1,619	3,922	3,338	34	3,229	2,203	560	535	1,108
GRAND TOTAL ALL CATEGORIES	3,669	6,381	5,781	561	5,230	4,269	1,310	1,041	1,918

APPLICATION FOR LICENSES:	Filed	Issued	Appealed	Contested	Uncontested
Beer	163	159		2	153
Bingo	5	5			5
Pool Hall					

NUMBER OF PERSONS CERTIFIED FOR TRIAL AS ADULTS	Felony	Misdemeanors	Total
	8		8

FELONY PRELIMINARY HEARINGS	Held	Waived
	88	27

FELONY POST-CONVICTION APPEALS	Filed	Terminated	Granted	Denied
	20	13	1	12

1976 BOND FORFEITURES	Felony	Misdemeanors	Traffic	Total
		24	130	154

1976 JURY DATA:	Civil	Criminal	Joint	Total
Number of Jury Terms Held			6	6
Number of Days Jury Was in Attendance	43			
Number of Grand Juries Called				

MISCELLANEOUS FILINGS:	
Mechanic's and Material Man's Liens	69
Notary Public Bonds	217
Fictitious Partnerships	3
Tax Warrants	33
Power of Attorney, Revocation, Etc. [58 O.S. SUPP. 1974, 1056 (b)]	1
TOTAL	323

NUMBER OF DISPOSITION DOCKETS HELD	
	6

CHEROKEE COUNTY

Population No. of: District Judges 23,174 Associate Judges 50 Special Judges 100 Lawyers 23	Total Cases Pending on Jan. 1, 1976	Total Cases Filed in 1976	Total Cases Terminated in 1976	Disposed of by Trial or After Contest	Disposed of without Trial or Contest	Total Cases Pending on Dec. 31, 1976	Age Breakdown in Months of Cases Pending on Dec. 31, 1976		
							0 to 12 Months	12 to 24 Months	over 24 Months
LITIGATION BREAKDOWN									
CIVIL									
Auto Negligence	2	13	9	6	3	6	5	1	
Other Tort	6	138	118	67	51	26	20	3	3
Lien or Mortgage Foreclosure	86	15	20	9	11	81	15	61	5
Real Property	48	77	68	7	61	57	25	24	8
Contractual	10	9	9	2	7	10	4	3	3
Appeals from Admin. Tribunals	6	4	5	5		5	3	1	1
Injunction, Quo Warranto, Mandamus, Habeas Corpus, Etc.	5	12	9	9		8	4	3	1
Other Civil	265	73	63	23	40	275	40	130	105
TOTAL CIVIL	428	341	301	128	173	468	116	226	126
DOMESTIC									
Divorce	362	285	245	18	227	402	95	178	129
Separate Maintenance	4	9	3	1	2	10	7	1	2
Annulment	1		1		1				
Reciprocal Support - Incoming	66	16				82	16	36	30
Reciprocal Support - Outgoing									
Parental Proceedings	1					1			1
Adoption	7	23	25	1	24	5	5		
TOTAL DOMESTIC	441	333	274	20	254	500	123	215	162
PROBATE									
Administration of Estates and Probate Proper	109	52	54	5	49	107	43	57	7
Determination of Death of Joint or Life Tenant	4	38	40	1	39	2	1	1	
Mental Health	4	38	32	1	31	10	10		
Guardianship and Conservatorship	41	10	2		2	49	10	29	10
Other Probate		6	4		4	2	2		
TOTAL PROBATE	158	144	132	7	125	170	66	87	17
SMALL CLAIMS									
Possession of Personal Property (Replevin)	2	7	3		3	6	4		2
Possession of Real Property (Entry and Detainer)	14	25	9	1	8	30	16	12	2
Small Claims	749	1,010	596	12	584	1,163	804	247	112
TOTAL SMALL CLAIMS	765	1,042	608	13	595	1,199	824	259	116
JUVENILE									
Juvenile Delinquency	26	36	11	1	10	51	27	10	14
Children in Need of Supervision	142	31	11		11	162	29	67	66
Dependency and Neglect	33	21	5		5	49	20	19	10
TOTAL JUVENILE	201	88	27	1	26	262	76	96	90
COMBINED CIVIL CATEGORIES	1,993	1,948	1,342	169	1,173	2,599	1,205	883	511
FELONY									
Crime Against Person	38	63	51	4	47	50	27	10	13
Crime Against Property	51	49	49	11	38	51	43	1	7
Other Felony	74	80	59	3	56	95	51	31	13
TOTAL FELONY	163	192	159	18	141	196	121	42	33
MISDEMEANORS									
DWI	10	77	67	43	24	20	15	4	1
Other Traffic	396	1,654	1,346	317	1,029	704	394	130	180
Appeals from City-Funded Courts	1	3	1		1	3	2	1	
Other Misdemeanors	303	523	406	81	325	420	126	190	104
TOTAL MISDEMEANORS	710	2,257	1,820	441	1,379	1,147	537	325	285
COMBINED CRIMINAL CATEGORIES	873	2,449	1,979	459	1,520	1,343	658	367	318
GRAND TOTAL ALL CATEGORIES	2,866	4,397	3,321	628	2,693	3,342	1,863	1,250	829

APPLICATION FOR LICENSES:	Filed	Issued	Appealed	Contested	Uncontested
Beer	130	130			130
Bingo	4	4			4
Pool Hall	4	4			4

NUMBER OF PERSONS CERTIFIED FOR TRIAL AS ADULTS	Felony	Misdemeanors	Total

FELONY PRELIMINARY HEARINGS	Held	Waived
	24	9

FELONY POST-CONVICTION APPEALS	Filed	Terminated	Granted	Denied
	1	1		1

1976 BOND FORFEITURES	Felony	Misdemeanors	Traffic	Total

1976 JURY DATA:	Civil	Criminal	Joint	Total
Number of Jury Terms Held	2	3	2	7
Number of Days Jury Was in Attendance	27			
Number of Grand Juries Called				

MISCELLANEOUS FILINGS:	
Mechanic's and Material Man's Liens	75
Notary Public Bonds	87
Fictitious Partnerships	2
Tax Warrants	
Power of Attorney, Revocation, Etc. [58 O.S. SUPP. 1974, 1056 (b)]	2
TOTAL	166
NUMBER OF DISPOSITION DOCKETS HELD	5

CHOCTAW COUNTY

Population No. of: District Judges 15,141 Associate Judges 33 Special Judges 1.00 Lawyers 9	Total Cases Pending on Jan. 1, 1976	Total Cases Filed in 1976	Total Cases Terminated in 1976	Disposed of by Trial or After Contest	Disposed of without Trial or Contest	Total Cases Pending on Dec. 31, 1976	Age Breakdown in Months of Cases Pending on Dec. 31, 1976		
							0 to 12 Months	13 to 24 Months	over 24 Months
LITIGATION BREAKDOWN									
CIVIL									
Auto Negligence		3	3	2	1				
Other Tort	21	31	38	1	38	13	13		
Lien or Mortgage Foreclosure		8	6		6	2	2		
Real Property	19	59	67	2	65	11	11		
Contractual	4	9	10	2	8	3	3		
Appeals from Admin. Tribunals									
Injunction, Quo Warranto, Mandamus, Habeas Corpus, Etc.	6	3	7		7	2		2	
Other Civil	6	16	19	3	16	3	3		
TOTAL CIVIL	56	129	151	10	141	34	32	2	
DOMESTIC									
Divorce	16	139	137	19	118	18	18		
Separate Maintenance		1				1	1		
Annulment		1				1	1		
Reciprocal Support - Incoming					3				
Reciprocal Support - Outgoing		3	3						
Paternity Proceedings		1	1	1					
Adoption		21	19		19	2	2		
TOTAL DOMESTIC	16	166	160	20	140	22	22		
PROBATE									
Administration of Estates and Probate Proper	79	48	33	1	32	94	38	15	41
Determination of Death of Joint or Life Tenant	33	21	21		21	33	3		30
Mental Health	1	22	23		23				
Guardianship and Conservatorship	9	11	14		14	6	1		5
Other Probate	1		1		1				
TOTAL PROBATE	123	102	92	1	91	133	42	15	76
SMALL CLAIMS									
Possession of Personal Property (Replevin)		7	7	7					
Possession of Real Property (Entry and Detainer)		21	21	21					
Small Claims	17	237	238	223	15	16	16		
TOTAL SMALL CLAIMS	17	265	266	251	15	16	16		
JUVENILE									
Juvenile Delinquency		2	2		3				
Children in Need of Supervision		22	18	9	28	4	4		
Dependency and Neglect		11	9		7	2	2		
TOTAL JUVENILE		35	29	9	38	6	6		
COMBINED CIVIL CATEGORIES	212	697	698	291	425	211	118	17	76
FELONY									
Crime Against Person	15	16	28	6	28	3	3		
Crime Against Property	92	90	116	14	132	66	45	21	
Other Felony	4	8	9		8	3	3		
TOTAL FELONY	111	114	153	20	168	72	51	21	
MISDEMEANORS									
DWI	8	47	43	10	35	12	12		
Other Traffic	100	877	886	57	829	91	63	28	
Appeals from City-Funded Courts									
Other Misdemeanors	38	700	700	113	590	38	38		
TOTAL MISDEMEANORS	146	1,624	1,629	180	1,454	141	113	28	
COMBINED CRIMINAL CATEGORIES	257	1,738	1,782	200	1,620	213	164	49	
GRAND TOTAL ALL CATEGORIES	469	2,435	2,480	491	2,045	424	282	66	76

APPLICATION FOR LICENSES:	Filed	Issued	Appealed	Contested	Uncontested
Beer	82	86			86
Bingo					
Pool Hall					

NUMBER OF PERSONS CERTIFIED FOR TRIAL AS ADULTS	Felony	Misdemeanors	Total
	1		1

FELONY PRELIMINARY HEARINGS	Held	Waived		
	38	16		
FELONY POST-CONVICTION APPEALS	Filed	Terminated	Granted	Denied
1976 BOND FORFEITURES	Felony	Misdemeanors	Traffic	Total
	1	160	44	205

1976 JURY DATA:	Civil	Criminal	Joint	Total
Number of Jury Terms Held			4	4
Number of Days Jury Was in Attendance	30			
Number of Grand Juries Called				

MISCELLANEOUS FILINGS:

Mechanic's and Material Man's Liens	24
Notary Public Bonds	46
Fictitious Partnerships	
Tax Warrants	4
Power of Attorney, Revocation, Etc. [58 O.S. SUPP. 1974, 1056 (b)]	74
TOTAL	

NUMBER OF DISPOSITION DOCKETS HELD	4
---	----------

CIMARRON COUNTY

Population No. of: District Judges <u>4</u> <u>154</u> Associate Judges <u>25</u> Special Judges <u>1-00</u> Lawyers <u>3</u> LITIGATION BREAKDOWN	Total Cases Pending on Jan. 1, 1976	Total Cases Filed in 1976	Total Cases Terminated in 1976	Disposed of by Trial or After Contest	Disposed of without Trial or Contest	Total Cases Pending on Dec. 31, 1976	Age Breakdown in Months of Cases Pending on Dec. 31, 1976		
							0 to 12 Months	12 to 24 Months	over 24 Months
CIVIL									
Auto Negligence	2					2		2	
Other Tort		3				3	3		
Lien or Mortgage Foreclosure	2		2		2				
Real Property	5	7	7	1	6	5	4		1
Contractual	30	20	18	4	14	32	14	6	12
Appeals from Admfn. Tribunals									
Injunction, Quo Warranto, Mandamus, Habeas Corpus, Etc.	1	1				2	1	1	
Other Civil	3	4	4	2	2	3	1	1	1
TOTAL CIVIL	43	35	31	7	24	47	23	10	14
DOMESTIC									
Divorce	19	13	16	1	15	16	5	5	6
Separate Maintenance	1					1			1
Annulment									
Reciprocal Support - Incoming	3	3	4	4		2	1	1	
Reciprocal Support - Outgoing	2					2			2
Paternity Proceedings									
Adoption	3	2	3		3	2			2
TOTAL DOMESTIC	28	18	23	5	18	23	6	6	11
PROBATE									
Administration of Estates and Probate Proper	46	30	34	0	34	42	22	7	13
Determination of Death of Joint or Life Tenant	3	6	5		5	4	2	1	1
Mental Health		2	1		1	1	1		
Guardianship and Conservatorship		4	4		4				
Other Probate									
TOTAL PROBATE	49	42	44		44	47	25	8	14
SMALL CLAIMS									
Possession of Personal Property (Replevin)									
Possession of Real Property (Entry and Detainer)									
Small Claims	59	85	61	44	17	83	26	28	29
TOTAL SMALL CLAIMS	59	85	61	44	17	83	26	28	29
JUVENILE									
Juvenile Delinquency	1	5	2	3	1	4	4		
Children in Need of Supervision		5	2	3		3	3		
Dependency and Neglect		1		1		1	1		
TOTAL JUVENILE	1	11	4	7	1	8	8		
COMBINED CIVIL CATEGORIES	180	191	163	63	104	208	88	52	68
FELONY									
Crime Against Person	25	33	32	2	30	26	14	5	7
Crime Against Property	14	7	8		7	13	4	6	3
Other Felony	4	7	10		10	1	1		
TOTAL FELONY	43	47	50	2	47	40	19	11	10
MISDEMEANORS									
DWI	6	21	14	1	13	13	9	2	2
Other Traffic	156	803	794	2	792	165	72	71	22
Appeals from City-Funded Courts									
Other Misdemeanors	12	54	56	1	55	10	8		2
TOTAL MISDEMEANORS	174	878	864	4	860	188	89	73	26
COMBINED CRIMINAL CATEGORIES	217	925	914	6	907	228	108	84	36
GRAND TOTAL ALL CATEGORIES	397	1,116	1,077	69	1,011	436	196	136	104

APPLICATION FOR LICENSES:	Filed	Issued	Appealed	Contested	Uncontested
Beer	11	11			11
Bingo					
Pool Hall					

NUMBER OF PERSONS CERTIFIED FOR TRIAL AS ADULTS	Felony	Misdemeanors	Total

FELONY PRELIMINARY HEARINGS	Held	Waived
	4	7

FELONY POST-CONVICTION APPEALS	Filed	Terminated	Granted	Denied

1976 BOND FORFEITURES	Felony	Misdemeanors	Traffic	Total
			24	24

1976 JURY DATA:	Civil	Criminal	Joint	Total
Number of Jury Terms Held			1	1
Number of Days Jury Was in Attendance	7			
Number of Grand Juries Called				

MISCELLANEOUS FILINGS:

Mechanic's and Material Man's Liens	7
Notary Public Bonds	18
Fictitious Partnerships	
Tax Warrants	4
Power of Attorney, Revocation, Etc. [58 O.S. SUPP. 1974, 1056 (h)]	
TOTAL	29
NUMBER OF DISPOSITION DOCKETS HELD	4

CLEVELAND COUNTY

Population No. of: District Judges 81,839 Associate Judges 2.00 Special Judges 1.00 Lawyers 2.00 LITIGATION BREAKDOWN	Total Cases Pending on Jan. 1, 1976	Total Cases Filed in 1976	Total Cases Terminated in 1976	Disposed of by Trial or After Contest	Disposed of without Trial or Contest	Total Cases Pending on Dec. 31, 1976	Age Breakdown in Months of Cases Pending on Dec. 31, 1976		
							0 to 12 Months	12 to 24 Months	over 24 Months
CIVIL									
Auto Negligence	8	65	56	10	46	17	17		
Other Tort	61	102	124	49	75	39	39		
Lien or Mortgage Foreclosure	75	129	175	49	126	29	27	2	
Real Property	30	72	81	38	43	21	21		
Contractual	71	477	395	158	237	153	153		
Appeals from Admin. Tribunals		12	12	6	6				
Injunction, Quo Warranto, Mandamus, Habeas Corpus, Etc.	14	33	39	25	14	8	7	1	
Other Civil	95	239	302	58	244	32	32		
TOTAL CIVIL	354	1,129	1,184	393	791	399	296	3	
DOMESTIC									
Divorce	197	1,099	1,116	169	947	180	174	6	
Separate Maintenance	6	20	20	7	13	6	6		
Annulment	1	12	12	5	7	1	1		
Reciprocal Support -- Incoming	6	21	25	8	17	2	1	1	
Reciprocal Support -- Outgoing	12	7	9		9	10	5	4	1
Paternity Proceedings		1	1	1					
Adoption	39	89	101	22	79	27	11	3	13
TOTAL DOMESTIC	261	1,249	1,284	212	1,072	226	198	14	14
PROBATE									
Administration of Estates and Probate Proper	156	206	210	1	209	152	106	33	13
Determination of Death of Joint or Life Tenant	5	42	41		41	6	4	2	
Mental Health	11	85	94	2	92	2	2		
Guardianship and Conservatorship	9	58	59		59	8	2	2	4
Other Probate									
TOTAL PROBATE	181	391	404	3	401	168	114	37	17
SMALL CLAIMS									
Possession of Personal Property (Replevin)		3	2		2	1	1		
Possession of Real Property (Entry and Detainer)	48	386	285	245	40	149	120	28	1
Small Claims	450	1,319	1,152	198	954	617	416	187	14
TOTAL SMALL CLAIMS	498	1,708	1,439	443	996	767	537	215	15
JUVENILE									
Juvenile Delinquency	13	106	60	22	38	59	56	3	
Children in Need of Supervision	11	34	32	4	28	13	10	3	
Dependency and Neglect	22	29	40	17	23	11	8	3	
TOTAL JUVENILE	46	173	132	43	89	83	74	9	
COMBINED CIVIL CATEGORIES	1,340	4,646	4,443	1,094	3,349	1,543	1,219	278	46
FELONY									
Crime Against Person	44	86	99	52	47	31	29	2	
Crime Against Property	80	379	302	141	161	157	137	20	
Other Felony	110	197	227	114	113	80	68	12	
TOTAL FELONY	234	662	628	307	321	268	234	34	
MISDEMEANORS									
DWI	158	432	415	332	83	175	166	7	2
Other Traffic	346	2,317	2,386	463	1,923	277	223	52	2
Appeals from City-Funded Courts	2	22	14	13	1	10	10		
Other Misdemeanors	207	1,160	1,142	255	887	225	208	16	1
TOTAL MISDEMEANORS	713	3,931	3,957	1,063	2,894	687	607	75	5
COMBINED CRIMINAL CATEGORIES	947	4,593	4,585	1,370	3,215	955	841	109	5
GRAND TOTAL ALL CATEGORIES	2,287	9,239	9,028	2,464	6,564	2,498	2,060	387	51

APPLICATION FOR LICENSES:	Filed	Issued	Appealed	Contested	Uncontested
Beer	264	261			265
Bingo		11			12
Pool Hall	1	1			1

NUMBER OF PERSONS CERTIFIED FOR TRIAL AS ADULTS	Felony	Misdemeanors	Total
	2		2

FELONY PRELIMINARY HEARINGS	Held	Waived
	342	162

FELONY POST-CONVICTION APPEALS	Filed	Terminated	Granted	Denied
	11	6		6

1976 BOND FORFEITURES	Felony	Misdemeanors	Traffic	Total
	8	50		58

1976 JURY DATA:	Civil	Criminal	Joint	Total
Number of Jury Terms Held			4	4
Number of Days Jury Was in Attendance	26			

1976 JURY DATA:	Civil	Criminal	Joint	Total
Number of Grand Juries Called				

MISCELLANEOUS FILINGS:

Mechanic's and Material Man's Liens	447
Notary Public Bonds	590
Fictitious Partnerships	24
Tax Warrants	108
Power of Attorney, Revocation, Etc. [58 O.S. SUPP. 1974, 1056 (b)]	35
TOTAL	1,204

NUMBER OF DISPOSITION DOCKETS HELD

	8
--	---

COAL COUNTY

Population No. of: District Judges Associate Judges Special Judges Lawyers LITIGATION BREAKDOWN						Total Cases Pending on Jan. 1, 1976	Total Cases Filed in 1976	Total Cases Terminated in 1976	Disposed of by Trial or After Contest	Disposed of without Trial or Contest	Total Cases Pending on Dec. 31, 1976	Age Breakdown in Months of Cases Pending on Dec. 31, 1976		
	5,525	30	100	5								0 to 12 Months	12 to 24 Months	over 24 Months
CIVIL														
Auto Negligence		1	2	2		1	2		2	1	1			
Other Tort		2	2	4	3	1			1					
Lien or Mortgage Foreclosure		2	1	2	1	1				1		1		
Real Property		14	19	29	23	6			4	2	1	1		
Contractual		15	34	31	19	12			18	15	3			
Appeals from Admin. Tribunals			5	3	3				2	2				
Injunction, Quo Warranto, Mandamus, Habeas Corpus, Etc.		3	2	1	1				4	2	1	1		
Other Civil		2	11	13	12	1								
TOTAL CIVIL		39	76	85	62	23			30	22	6	2		
DOMESTIC														
Divorce		15	55	56	25	31			14	13		1		
Separate Maintenance														
Arbitration														
Reciprocal Support - Incoming		2	4	4	2	2			2	1	1			
Reciprocal Support - Outgoing		2		1		1			1		1			
Paternity Proceedings														
Adoption		1	2	3		3								
TOTAL DOMESTIC		20	61	64	27	37			17	14	2	1		
PROBATE														
Administration of Estates and Probate Proper		16	21	10	1	9			27	16	6	5		
Determination of Death of Joint or Life Tenant		1	7	7		7			1	1				
Mental Health			8	8		8								
Guardianship and Conservatorship			3	3		3								
Other Probate														
TOTAL PROBATE		17	39	28	1	27			28	17	6	5		
SMALL CLAIMS														
Possession of Personal Property (Replevin)			1			1			1	1				
Possession of Real Property (Entry and Detainer)														
Small Claims		3	87	71	56	15			19	19				
TOTAL SMALL CLAIMS		3	88	71	56	15			20	20				
JUVENILE														
Juvenile Delinquency														
Children in Need of Supervision			33	19	18	1			14	14				
Dependency and Neglect		4	9	8	8				5	5				
TOTAL JUVENILE		4	42	27	26	1			19	19				
COMBINED CIVIL CATEGORIES		83	306	275	172	103			114	92	14	8		
FELONY														
Crime Against Person		1	27	11	2	12			17	17				
Crime Against Property		9	19	20		24			8	7		1		
Other Felony		2		2	1	1								
TOTAL FELONY		12	46	33	3	37			25	24		1		
MISDEMEANORS														
DWI		14	87	58	6	52			43	38	5			
Other Traffic		13	288	274	101	173			27	27				
Appeals from City-Funded Courts														
Other Misdemeanors		32	317	308	33	275			41	40	1			
TOTAL MISDEMEANORS		59	692	640	140	500			111	105	6			
COMBINED CRIMINAL CATEGORIES		71	738	673	143	537			136	129	6	1		
GRAND TOTAL ALL CATEGORIES		154	1,044	948	315	640			250	221	20	9		

APPLICATION FOR LICENSES:	Filed	Issued	Appealed	Contested	Uncontested
Beer	26	20		3	18
Bingo	4	4			4
Pool Hall					

NUMBER OF PERSONS CERTIFIED FOR TRIAL AS ADULTS	Felony	Misdemeanors	Total
	2		2

FELONY PRELIMINARY HEARINGS	Held	Waived
	14	8

FELONY POST-CONVICTION APPEALS	Filed	Terminated	Granted	Denied

1976 BOND FORFEITURES	Felony	Misdemeanors	Traffic	Total
		12	45	57

1976 JURY DATA:	Civil	Criminal	Joint	Total
Number of Jury Terms Held		1	1	2
Number of Days Jury Was In Attendance	17			
Number of Grand Juries Called				

MISCELLANEOUS FILINGS:

Mechanic's and Material Man's Liens	23
Notary Public Bonds	9
Fictitious Partnerships	
Tax Warrants	
Power of Attorney, Revocation, Etc. [58 O.S. SUPP. 1974, 1056 (b)]	
TOTAL	32

NUMBER OF DISPOSITION DOCKETS HELD	1
------------------------------------	---

COMANCHE COUNTY

Population No. of: District Judges 108 Associate Judges 144 Special Judges 1.50 Lawyers 2.00 90	Total Cases Pending on Jan. 1, 1976	Total Cases Filed in 1976	Total Cases Terminated in 1976	Disposed of by Trial or After Contest	Disposed of without Trial or Contest	Total Cases Pending on Dec. 31, 1976	Age Breakdown in Months of Cases Pending on Dec. 31, 1976		
							0 to 12 Months	12 to 24 Months	over 24 Months
LITIGATION BREAKDOWN									
CIVIL									
Auto Negligence	193	195	212	27	185	176	127	31	18
Other Tort		28	28	7	21				
Lien or Mortgage Foreclosure	144	89	117	8	109	116	80	23	3
Real Property	82	95	113	14	99	64	42	16	6
Contractual	240	379	447	39	408	172	107	35	30
Appeals from Admin. Tribunals	23	29	36		36	36	9	15	12
Injunction, Quo Warranto, Mandamus, Habeas Corpus, Etc.	55	25	27	8	19	53	20	23	10
Other Civil	177	286	247	20	227	216	157	43	16
TOTAL CIVIL	934	1,126	1,227	123	1,104	833	552	186	95
DOMESTIC									
Divores	1,081	1,384	1,414	38	1,376	1,051	555	351	145
Separate Maintenance	52	46	67	14	53	31	19	8	4
Annulment	5	31	23		22	13	7	4	2
Reciprocal Support - Incoming	149	122	207		207	64	38	19	7
Reciprocal Support - Outgoing	219	82	103		103	198	97	73	28
Paternity Proceedings	4	3	2	2		5	3	1	1
Adoption	39	160	136	1	135	63	34	23	6
TOTAL DOMESTIC	1,549	1,828	1,952	56	1,896	1,425	753	479	193
PROBATE									
Administration of Estates and Probate Proper	333	189	285		285	237	112	40	85
Determination of Death of Joint or Life Tenant	39	71	94		94	16		2	9
Mental Health	16	60	38		60	38	22	13	3
Guardianship and Conservatorship	130	35	112		112	53	31	17	5
Other Probate	3	7	3		3	7	4	1	2
TOTAL PROBATE	521	362	532		554	351	174	73	104
SMALL CLAIMS									
Possession of Personal Property (Replevin)	36	199	195	92	103	40	17	23	
Possession of Real Property (Entry and Detainer)	70	307	289	184	105	88	38	50	
Small Claims	575	1,460	1,292	718	574	743	226	513	4
TOTAL SMALL CLAIMS	681	1,966	1,776	994	782	871	281	586	4
JUVENILE									
Juvenile Delinquency	376	68	61	38	11	383	53	54	276
Children in Need of Supervision	222	42	41	26	1	223	33	23	167
Dependency and Neglect	208	75	40	43	10	243	54	39	150
TOTAL JUVENILE	806	185	142	107	22	849	140	116	593
COMBINED CIVIL CATEGORIES									
	4,491	5,467	5,629	1,280	4,358	4,329	1,900	1,440	989
FELONY									
Crime Against Person	235	284	441	18	423	78	50	23	5
Crime Against Property	444	238	446	4	442	236	110	113	13
Other Felony	957	571	1,053	5	1,048	475	261	198	16
TOTAL FELONY	1,636	1,093	1,940	27	1,913	789	421	334	34
MISDEMEANORS									
DWI	368	544	686	3	683	226	202	24	
Other Traffic	11,214	6,765	17,158	213	16,945	821	566	255	
Appeals from City-Funded Courts	76	8	80	5	75	4	4		
Other Misdemeanors	1,320	1,998	2,745	25	2,720	573	397	176	
TOTAL MISDEMEANORS	12,978	9,315	20,669	246	20,423	1,624	1,169	455	
COMBINED CRIMINAL CATEGORIES									
	14,614	10,408	22,609	273	22,336	2,413	1,590	789	34
GRAND TOTAL ALL CATEGORIES									
	19,105	15,875	28,238	1,553	26,684	6,742	3,490	2,229	1,023

APPLICATION FOR LICENSES:	Filed	Issued	Appealed	Contested	Uncontested
Beer	314	314			314
Bingo	17	17			17
Pool Hall					

NUMBER OF PERSONS CERTIFIED FOR TRIAL AS ADULTS	Felony	Misdemeanors	Total
	7		7

FELONY PRELIMINARY HEARINGS	Held	Waived
	27	106

FELONY POST-CONVICTION APPEALS	Filed	Terminated	Granted	Denied
	3			

1976 BOND FORFEITURES	Felony	Misdemeanors	Traffic	Total
	40	125	23	188

1976 JURY DATA:	Civil	Criminal	Joint	Total
Number of Jury Terms Held			4	4
Number of Days Jury Was in Attendance	40			
Number of Grand Juries Called	1			

MISCELLANEOUS FILINGS:

Mechanic's and Material Man's Liens	353
Notary Public Bonds	256
Fictitious Partnerships	7
Tax Warrants	55
Power of Attorney, Revocation, Etc.	
[58 O.S. SUPP. 1974, 1056 (b)]	
TOTAL	671

NUMBER OF DISPOSITION DOCKETS HELD

COTTON COUNTY

Population No. of: District Judges 6,832 Associate Judges 1.50 Special Judges 1.00 Lawyers 5 LITIGATION BREAKDOWN	Total Cases Pending on Jan. 1, 1976	Total Cases Filed in 1976	Total Cases Terminated in 1976	Disposed of by Trial or After Contest	Disposed of without Trial or Contest	Total Cases Pending on Dec. 31, 1976	Age Breakdown in Months of Cases Pending on Dec. 31, 1976		
							0 to 12 Months	12 to 24 Months	over 24 Months
CIVIL									
Auto Negligence	5	4	4	1	3	5	4	1	
Other Tort	1		1		1				
Lien or Mortgage Foreclosure	1	3	3	1	2	1	1		
Real Property	1	5	1		1	5	5		
Contractual	7	18	20	14	6	5	4	1	
Appeals from Adm'n. Tribunals									
Injunction, Quo Warranto, Mandamus, Habeas Corpus, Etc.	3	1	3	1	2	1	1		
Other Civil	8	34	39	3	36	3	3		
TOTAL CIVIL	26	65	71	20	51	20	18	2	
DOMESTIC									
Divorce	12	64	52	40	12	24	20	4	
Separate Maintenance									
Annulment		1	1	1					
Reciprocal Support - Incoming		2	2	2	3				
Reciprocal Support - Outgoing		3	3						
Paternity Proceedings									
Adoption		6	6		6				
TOTAL DOMESTIC	12	76	64	43	21	24	20	4	
PROBATE									
Administration of Estates and Probate Proper	58	42	70	2	68	30	29		1
Determination of Death of Joint or Life Tenant	3	7	9		9	1	1		
Mental Health		6	6		6				
Guardianship and Conservatorship		8	8	1	7				
Other Probate									
TOTAL, PROBATE	61	63	93	3	90	31	30		1
SMALL CLAIMS									
Possession of Personal Property (Replevin)		5	5		5				
Possession of Real Property (Entry and Detainer)		1	1		1				
Small Claims	27	100	116	5	111	11	11		
TOTAL SMALL CLAIMS	27	106	122	5	117	11	11		
JUVENILE									
Juvenile Delinquency		7	7	7					
Children in Need of Supervision		1	1		1				
Dependency and Neglect									
TOTAL JUVENILE		8	8	7	1				
COMBINED CIVIL CATEGORIES	126	318	358	78	280	86	79	6	1
FELONY									
Crime Against Person	35	45	45		45	35	21	9	5
Crime Against Property	4	3	2		2	5	3	1	1
Other Felony	8	3	8		8	3	2		1
TOTAL FELONY	47	51	55		55	43	26	10	7
MISDEMEANORS									
DWI	26	47	38	33	5	35	14	4	17
Other Traffic	194	903	825	12	813	272	100	57	115
Appeals from City-Funded Courts									
Other Misdemeanors	46	179	156	92	64	69	29	32	8
TOTAL MISDEMEANORS	266	1,129	1,019	137	882	376	143	93	140
COMBINED CRIMINAL CATEGORIES	313	1,180	1,074	137	937	419	169	103	147
GRAND TOTAL ALL CATEGORIES	439	1,498	1,432	215	1,217	505	248	109	148

APPLICATION FOR LICENSES:	Filed	Issued	Appealed	Contested	Uncontested
Beer	24	24			24
Bingo					
Pool Hall	1	1			1

NUMBER OF PERSONS CERTIFIED FOR TRIAL AS ADULTS	Felony	Misdemeanors	Total

FELONY PRELIMINARY HEARINGS	Held	Waived
	15	1

FELONY POST-CONVICTION APPEALS	Filed	Terminated	Granted	Denied
	2	2		2

1976 BOND FORFEITURES	Felony	Misdemeanors	Traffic	Total
		37	408	445

1976 JURY DATA:	Civil	Criminal	Joint	Total
Number of Jury Terms Held		1	2	3
Number of Days Jury Was In Attendance	15			
Number of Grand Juries Called				

MISCELLANEOUS FILINGS:	
Mechanic's and Material Man's Liens	18
Notary Public Bonds	22
Fictitious Partnerships	
Tax Warrants	3
Power of Attorney, Revocation, Etc.	1
[58 O.S. SUPP. 1974, 1056 (b)]	
TOTAL	42

NUMBER OF DISPOSITION DOCKETS HELD	1
------------------------------------	---

CRAIG COUNTY

Population No. of District Judges Associate Judges Special Judges Lawyers LITIGATION BREAKDOWN	Total Cases Pending on Jan. 1, 1976	Total Cases Filed in 1976	Total Cases Terminated in 1976	Disposed of by Trial or After Contest	Disposed of without Trial or Contest	Total Cases Pending on Dec. 31, 1976	Age Breakdown in Months of Cases Pending on Dec. 31, 1976		
							0 to 12 Months	12 to 24 Months	over 24 Months
CIVIL									
Auto Negligence	5	14	15	1	14	4	3	1	
Other Tort	15	83	66	4	62	12	8	3	1
Lien or Mortgage Foreclosure	1	10	9		9	2	1		1
Real Property	29	87	89	2	87	27	16	6	5
Contractual	3	13	14	5	9	2	1	1	
Appeals from Admin. Tribunals Injunction, Quo Warranto, Mandamus, Habeas Corpus, Etc.		16	16	16					
Other Civil									
TOTAL CIVIL	53	263	209	28	181	47	29	11	7
DOMESTIC									
Divorce	47	119	124	16	108	42	20	11	11
Separate Maintenance									
Annulment		1	1		1				
Reciprocal Support - Incoming	7	9	6	3	3	10	7	2	1
Reciprocal Support - Outgoing	2	4	2		2	4	2	1	1
Paternity Proceedings									
Adoption		20	20		20				
TOTAL DOMESTIC	56	153	153	19	134	56	29	14	13
PROBATE									
Administration of Estates and Probate Proper	19	37	32	2	30	24	16	5	3
Determination of Death of Joint or Life Tenant	10	35	38		38	7	5	1	1
Mental Health	1	11	9		9	3	2	1	
Guardianship and Conservatorship	13	12	10			15	5	4	6
Other Probate					10				
TOTAL PROBATE	43	95	89	2	87	49	28	11	10
SMALL CLAIMS									
Possession of Personal Property (Replevin)		7	7	6	1				
Possession of Real Property (Entry and Detainer)		13	13	3	10				
Small Claims	50	388	413	78	335	25	4	7	14
TOTAL SMALL CLAIMS	50	408	433	87	346	25	4	7	14
JUVENILE									
Juvenile Delinquency	1	1	1		1	1	1		
Children in Need of Supervision		32	27		27	5	5		
Dependency and Neglect		2	1		1	1	1		
TOTAL JUVENILE	1	35	29		29	7	7		
COMBINED CIVIL CATEGORIES	203	894	813	136	777	184	97	43	44
FELONY									
Crime Against Person	13	27	20	1	19	20	12	6	2
Crime Against Property	59	91	80	1	79	70	40	18	12
Other Felony	23	29	27	6	21	25	19	6	
TOTAL FELONY	95	147	127	8	119	115	71	30	14
MISDEMEANORS									
DWI	18	89	92	1	91	15	12	2	1
Other Traffic	136	2,119	2,102	10	2,092	153	67	28	58
Appeals from City-Funded Courts									
Other Misdemeanors	105	265	255	4	251	115	58	37	20
TOTAL MISDEMEANORS	259	2,473	2,449	15	2,434	283	137	67	79
COMBINED CRIMINAL CATEGORIES	354	2,620	2,576	23	2,553	398	208	97	93
GRAND TOTAL ALL CATEGORIES	557	3,514	3,489	159	3,330	582	305	140	137

APPLICATION FOR LICENSES:	Filed	Issued	Appealed	Contested	Uncontested
Beer	48	49			49
Bingo	4	4			4
Pool Hall	1	1			1

NUMBER OF PERSONS CERTIFIED FOR TRIAL AS ADULTS	Felony	Misdemeanors	Total	
	1		1	
FELONY PRELIMINARY HEARINGS	Held	Waived		
	91	27		
FELONY POST-CONVICTION APPEALS	Filed	Terminated	Granted	Denied
	1			1
1976 BOND FORFEITURES	Felony	Misdemeanors	Traffic	Total
		25	121	146
1976 JURY DATA:	Civil	Criminal	Joint	Total
Number of Jury Terms Held			2	2
Number of Days Jury Was in Attendance	15			
Number of Grand Juries Called				

MISCELLANEOUS FILINGS:

Mechanic's and Material Man's Liens	16
Notary Public Bonds	51
Fictitious Partnerships	
Tax Warrants	8
Power of Attorney, Revocation, Etc. [68 O.S. SUPP. 1974, 1056 (b)]	1
TOTAL	76
NUMBER OF DISPOSITION DOCKETS HELD	3

CREEK COUNTY

Population No. of: District Judges Associate Judges Special Judges Lawyers LITIGATION BREAKDOWN	Total Cases Pending on Jan. 1, 1976	Total Cases Filed in 1976	Total Cases Terminated in 1976	Disposed of by Trial or After Contest	Disposed of without Trial Contest	Total Cases Pending on Dec. 31, 1976	Age Breakdown in Months of Cases Pending on Dec. 31, 1976		
							0 to 12 Months	12 to 24 Months	over 24 Months
45,532									
1.00									
1.00									
1.00									
55									
CIVIL									
Auto Negligence	181	165	147	40	107	199	118	28	53
Other Tort	39	25	20	10	10	44	19	7	18
Lien or Mortgage Foreclosure	107	80	95	55	40	92	38	18	36
Real Property	105	127	97	86	11	135	62	25	48
Contractual	290	107	63	20	43	334	88	74	172
Appeals from Admin. Tribunals	18	20	19	16	3	19	7	2	10
Injunction, Quo Warranto, Mandamus, Habeas Corpus, Etc.	56	35	25	15	10	66	26	20	20
Other Civil	277	119	66	23	43	330	94	78	158
TOTAL CIVIL	1,073	678	532	265	267	1,219	452	252	515
DOMESTIC									
Divorce	448	598	537	297	240	509	169	98	242
Separate Maintenance	17	11	4		4	24	10	4	10
Annulment	6	13	12	5	7	7	3		4
Reciprocal Support - Incoming	100	25	6		6	119	23	19	77
Reciprocal Support - Outgoing	49	10	39		39	20	1	1	18
Paternity Proceedings									
Adoption	23	41	41		41	23	9	3	11
TOTAL DOMESTIC	643	698	639	302	337	702	215	125	362
PROBATE									
Administration of Estates and Probate Proper	329	150	126	1	125	353	110	39	204
Determination of Death of Joint or Life Tenant	34	82	103	1	102	13	3	3	7
Mental Health	69	24	22		22	71	9	15	47
Guardianship and Conservatorship	161	19	13		13	167	18	20	129
Other Probate	4	24	23		23	5	4		1
TOTAL PROBATE	597	299	287	2	285	609	144	77	388
SMALL CLAIMS									
Possession of Personal Property (Replevin)	51	32	19	0	10	64	14	12	38
Possession of Real Property (Entry and Detainer)	146	81	33	11	22	194	58	28	108
Small Claims	1,904	847	467	170	297	2,284	471	461	1,352
TOTAL SMALL CLAIMS	2,101	960	519	190	329	2,542	543	501	1,498
JUVENILE									
Juvenile Delinquency	4	48	48		48	4	4		
Children in Need of Supervision	2	25	27		27				
Dependency and Neglect	2	24	25		25	1	1		
TOTAL JUVENILE	8	97	100		100	5	5		
COMBINED CIVIL CATEGORIES	4,422	2,732	2,077	759	1,318	5,077	1,369	955	2,769
FELONY									
Crime Against Person	169	80	40	7	33	209	35	21	153
Crime Against Property	226	138	86	4	82	278	72	60	146
Other Felony	41	29	44	2	47	26	15	3	8
TOTAL FELONY	436	247	170	13	157	513	122	84	307
MISDEMEANORS									
DWI	128	139	97	48	69	170	59	74	37
Other Traffic	1,020	4,420	4,163	1,004	3,159	1,277	377	263	637
Appeals from City-Funded Courts	18	12	16	14	2	14	14		
Other Misdemeanors	416	692	573	344	229	535	187	117	231
TOTAL MISDEMEANORS	1,582	5,263	4,849	1,410	3,459	1,996	637	454	905
COMBINED CRIMINAL CATEGORIES	2,018	5,510	5,019	1,423	3,616	2,509	759	538	1,212
GRAND TOTAL ALL CATEGORIES	6,440	8,242	7,096	2,182	4,934	7,586	2,118	1,493	3,975

APPLICATION FOR LICENSES:	Filed	Issued	Appealed	Contested	Uncontested
Beer	159	158			158
Bingo	6	6			6
Pool Hall	4	4			4

NUMBER OF PERSONS CERTIFIED FOR TRIAL AS ADULTS	Felony	Misdemeanors	Total	
	8		8	
FELONY PRELIMINARY HEARINGS	Held	Waived		
	100	39		
FELONY POST-CONVICTION APPEALS	Filed	Terminated	Granted	Denied
	4			2
1976 BOND FORFEITURES	Felony	Misdemeanors	Traffic	Total
	1	107	245	353
1976 JURY DATA:	Civil	Criminal	Joint	Total
			8	8
	91			
	1			

MISCELLANEOUS FILINGS:

Mechanic's and Material Man's Liens	102
Notary Public Bonds	172
Fictitious Partnerships	3
Tax Warrants	28
Power of Attorney, Revocation, Etc. [58 O.S. SUPP. 1974, 1056 (b)]	1
TOTAL	306
NUMBER OF DISPOSITION DOCKETS HELD	12

CUSTER COUNTY

Population No. of District Judges Associate Judges Special Judges Lawyers LITIGATION BREAKDOWN							Age Breakdown in Months of Cases Pending on Dec. 31, 1978		
	Total Cases Pending on Jan. 1, 1978	Total Cases Filed in 1978	Total Cases Terminated in 1978	Disposed of by Trial or After Contest	Disposed of without Trial or Contest	Total Cases Pending on Dec. 31, 1978	0 to 12 Months	12 to 24 Months	over 24 Months
22,685 .17 1.00 30									
CIVIL									
Auto Negligence	9	19	20	9	11	8	7		1
Other Tort	11	23	20	3	17	14	13	1	
Lien or Mortgage Foreclosure	6	10	10	2	8	6	6		
Real Property	8	53	38	12	26	23	20	3	
Contractual	48	91	88	16	72	51	44	6	1
Appeals from Admin. Tribunals		1				1	1		
Injunction, Quo Warranto, Mandamus, Habeas Corpus, Etc.		4	1	1		3	3		
Other Civil	14	21	23	8	15	12	11		1
TOTAL CIVIL	96	222	200	51	149	118	105	10	3
DOMESTIC									
Divorce	48	215	207	64	143	56	56		
Separate Maintenance		3	2		2	1	1		
Annulment									
Reciprocal Support - Incoming	2	16	14	11	3	4	4		
Reciprocal Support - Outgoing	9	16	16	8	8	9	9		
Paternity Proceedings		1				1	1		
Adoption	6	22	21		21	7	5	1	1
TOTAL DOMESTIC	65	273	260	83	177	78	76	1	1
PROBATE									
Administration of Estates and Probate Proper	90	120	115	2	113	95	70	20	5
Determination of Death of Joint or Life Tenant	3	26	29		29				
Mental Health		33	33	1	32				
Guardianship and Conservatorship	1	12	13		13				
Other Probate									
TOTAL PROBATE	94	191	190	3	187	95	70	20	5
SMALL CLAIMS									
Possession of Personal Property (Replevin)	2	29	16	2	14	15	15		
Possession of Real Property (Entry and Detainer)		1	1	1					
Small Claims	166	737	704	138	566	199	189	8	2
TOTAL SMALL CLAIMS	168	767	721	141	580	214	204	8	2
JUVENILE									
Juvenile Delinquency		26	22	10		4	4		
Children in Need of Supervision		18	18	7					
Dependency and Neglect		12	12	2					
TOTAL JUVENILE		56	52	19		4	4		
COMBINED CIVIL CATEGORIES	423	1,509	1,423	279	1,093	509	459	39	11
FELONY									
Crime Against Person	13	17	23	6	17	7	6	1	
Crime Against Property	23	43	45	9	36	21	21		
Other Felony	43	80	79	5	74	44	41	3	
TOTAL FELONY	79	140	147	20	127	72	68	4	
MISDEMEANORS									
DWI	20	166	129		129	57	56		1
Other Traffic	535	6,512	6,296	40	6,256	751	551	135	65
Appeals from City-Funded Courts									
Other Misdemeanors	71	245	260	2	258	56	42	12	2
TOTAL MISDEMEANORS	626	6,923	6,685	42	6,643	864	649	147	68
COMBINED CRIMINAL CATEGORIES	705	7,063	6,832	62	6,770	936	717	151	68
GRAND TOTAL ALL CATEGORIES	1,128	8,572	8,255	359	7,893	1,445	1,176	190	79

APPLICATION FOR LICENSES:	Filed	Issued	Appealed	Contested	Uncontested
Beer	79	75	1	4	75
Bingo	2	2			2
Pool Hall					

NUMBER OF PERSONS CERTIFIED FOR TRIAL AS ADULTS	Felony	Misdemeanors	Total	
	3		3	
FELONY PRELIMINARY HEARINGS	Held	Waived		
	14	38		
FELONY POST-CONVICTION APPEALS	Filed	Terminated	Granted	Denied
	6	6		6
1976 BOND FORFEITURES	Felony	Misdemeanors	Traffic	Total
	1	37	2,863	2,901
1976 JURY DATA:	Civil	Criminal	Joint	Total
Number of Jury Terms Held			4	4
Number of Days Jury Was in Attendance	13			
Number of Grand Juries Called				

MISCELLANEOUS FILINGS:

Mechanic's and Material Man's Liens	37
Notary Public Bonds	118
Fictitious Partnerships	3
Tax Warrants	25
Power of Attorney, Revocation, Etc. [58 O.S. SUPP. 1974, 1056 (b)]	12
TOTAL	195
NUMBER OF DISPOSITION DOCKETS HELD	62

DELAWARE COUNTY

LITIGATION BREAKDOWN	Total Cases Pending on Jan. 1, 1976	Total Cases Filed in 1976	Total Cases Terminated in 1976	Disposed of by Trial or After Contest	Disposed of without Trial or Contest	Total Cases Pending on Dec. 31, 1976	Age Breakdown in Months of Cases Pending on Dec. 31, 1976		
							0 to 12 Months	12 to 24 Months	over 24 Months
Population									
No. of: District Judges	17								
Associate Judges	10								
Special Judges	1								
Lawyers	17								
CIVIL									
Auto Negligence	15	1	3			13	1		12
Other Tort	27	14	11		9	30	5	4	21
Lien or Mortgage Foreclosure	20	16	15	4	6	21	6	5	10
Real Property	49	86	83	1	64	52	21	8	23
Contractual	154	126	79	9	33	201	84	39	78
Appeals from Admin. Tribunals	5	2				7	2		5
Injunction, Quo Warranto, Mandamus, Habeas Corpus, Etc.	40	17	9	2	5	48	10	4	34
Other Civil	6	28	25		27	9	1	4	4
TOTAL CIVIL	316	290	225	16	144	381	130	64	187
DOMESTIC									
Divorce	159	201	166	5	129	194	67	38	89
Separate Maintenance	1		1						
Annulment									
Reciprocal Support - incoming	11	10	2		1	19	9	10	
Reciprocal Support - Outgoing	13					13			13
Paternity Proceedings									
Adoption	1	13	9		9	5	4	1	
TOTAL DOMESTIC	185	224	178	5	139	231	80	49	102
PROBATE									
Administration of Estates and Probate Proper	76	53	48		16	81	37	15	29
Determination of Death of Joint or Life Tenant	27	58	68		48	17	10	3	4
Mental Health		23	23		23				
Guardianship and Conservatorship	7	13	7		11	13	6	2	5
Other Probate	13	9	21		8	1	1		
TOTAL PROBATE	123	156	167		106	112	54	20	38
SMALL CLAIMS									
Possession of Personal Property (Replevin)	16	32	23		21	35	11	14	
Possession of Real Property (Entry and Detainer)	14	29	21		19	22	10	12	
Small Claims	154	236	79	2	150	311	157	56	98
TOTAL SMALL CLAIMS	184	297	123	2	160	358	178	82	98
JUVENILE									
Juvenile Delinquency	17	3	2		2	18	3	8	7
Children in Need of Supervision	27	12	5		5	34	11	7	16
Dependency and Neglect	18	9	8		8	19	9	7	3
TOTAL JUVENILE	62	24	15		15	71	23	22	26
COMBINED CIVIL CATEGORIES	870	991	708	23	594	1,153	465	237	451
FELONY									
Crime Against Person	11	16	20	11	13	7	3	4	
Crime Against Property	84	83	7	30	40	160	76	39	45
Other Felony									
TOTAL FELONY	95	99	27	41	53	167	79	43	45
MISDEMEANORS									
DWI	57	54	69	33	4	42	17	8	17
Other Traffic	53	106	95	75	11	64	14	50	
Appeals from City-Funded Courts	481	742	865	5	504	358	226	7	125
Other Misdemeanors	384	533	668	210	194	249	85	40	124
TOTAL MISDEMEANORS	975	1,435	1,697	323	713	713	342	105	266
COMBINED CRIMINAL CATEGORIES	1,070	1,534	1,724	364	766	880	421	148	311
GRAND TOTAL ALL CATEGORIES	1,940	2,525	2,432	387	1,360	2,033	886	385	762

APPLICATION FOR LICENSES:	Filed	Issued	Appealed	Contested	Uncontested
Beer	117	115		2	115
Bingo	9	9			9
Pool Hall	5	5			5

NUMBER OF PERSONS CERTIFIED FOR TRIAL AS ADULTS	Felony	Misdemeanors	Total

FELONY PRELIMINARY HEARINGS	Held	Waived
	50	7

FELONY POST-CONVICTION APPEALS	Filed	Terminated	Granted	Denied

1976 BOND FORFEITURES	Felony	Misdemeanors	Traffic	Total
		55	13	68

1976 JURY DATA:	Civil	Criminal	Joint	Total
	Number of Jury Trials Held			1
	Number of Days Jury Was in Attendance	7		
Number of Grand Juries Called				

MISCELLANEOUS FILINGS:

Mechanic's and Material Man's Liens	34
Notary Public Bonds	64
Fictitious Partnerships	
Tax Warrants	
Power of Attorney, Revocation, Etc. [58 O.S. SUPP. 1974, 1056 (b)]	
TOTAL	98
NUMBER OF DISPOSITION DOCKETS HELD	14

DEWEY COUNTY

Population	5,656		Total Cases Pending on Jan. 1, 1976	Total Cases Filed in 1976	Total Cases Terminated in 1976	Disposed of by Trial or After Contest	Disposed of without Trial or Contest	Total Cases Pending on Dec. 31, 1976	Age Breakdown in Months of Cases Pending on Dec. 31, 1976		
	No. of: District Judges	20							0 to 12 Months	12 to 24 Months	over 24 Months
Associate Judges	1.00										
Special Judges											
Lawyers	6										
LITIGATION BREAKDOWN											
CIVIL											
Auto Negligence				3	1		1	2	2		
Other Tort	1		1	1	2	2					
Lien or Mortgage Foreclosure	4		4	4	7	1	6	1		1	
Real Property	10		7	7	11	4	7	6	5	1	
Contractual	19		51	37	14	23		33	28	5	
Appeals from Admin. Tribunals											
Injunction, Quo Warranto, Mandamus, Habeas Corpus, Etc.			1	1	1	1					
Other Civil	3		7	4	4	1	3	6	4	2	
TOTAL CIVIL	37		74	63	22	41		48	39	9	
DOMESTIC											
Divorce	9		46	50	15	27		5	5		
Separate Maintenance	2		5	5		5		2	2		
Annulment											
Reciprocal Support -- Incoming	2		3					5	3	2	
Reciprocal Support -- Outgoing	2		1	2		2		1	1		
Paternity Proceedings	1			1	1						
Adoption	2		6	7		7		1	1		
TOTAL DOMESTIC	18		61	65	16	41		14	12	2	
PROBATE											
Administration of Estates and Probate Proper	52		47	59	1	58		40	28	6	6
Determination of Death of Joint or Life Tenant	1		14	14		14		1	1		
Mental Health	2		1	2		2		1	1		
Guardianship and Conservatorship	16		4	10	1	9		10	2	3	5
Other Probate			1	1		1					
TOTAL PROBATE	71		67	86	2	84		52	32	9	11
SMALL CLAIMS											
Possession of Personal Property (Replevin)											
Possession of Real Property (Entry and Detainer)											
Small Claims	19		42	56	3	53		5	5		
TOTAL SMALL CLAIMS	19		42	56	3	53		5	5		
JUVENILE											
Juvenile Delinquency	19		12	20	4	16		11	5	6	
Children in Need of Supervision	2			2		2					
Dependency and Neglect			7	2		2		5	5		
TOTAL JUVENILE	21		19	24	4	20		16	10	6	
COMBINED CIVIL CATEGORIES	166		263	294	47	239		135	98	26	11
FELONY											
Crime Against Person	24		2	15	5	10		11		10	1
Crime Against Property	22		19	29	7	22		12	7	2	3
Other Felony	7		8	8	2	6		7	4	1	2
TOTAL FELONY	53		29	52	14	38		30	11	13	6
MISDEMEANORS											
DWI	17		17	26	13	13		8	6	2	
Other Traffic	41		612	626	417	209		27	27		
Appeals from City-Funded Courts											
Other Misdemeanors	46		128	122	86	36		52	36	3	13
TOTAL MISDEMEANORS	104		757	774	516	258		87	69	5	13
COMBINED CRIMINAL CATEGORIES	157		786	826	530	296		117	80	18	19
GRAND TOTAL ALL CATEGORIES	323		1,049	1,120	577	535		252	178	44	30

APPLICATION FOR LICENSES:	Filed	Issued	Appealed	Contested	Uncontested
Beer	17	15	1	1	16
Bingo	2	2			2
Pool Hall					

NUMBER OF PERSONS CERTIFIED FOR TRIAL AS ADULTS	Felony	Misdemeanors	Total
	1		1

FELONY PRELIMINARY HEARINGS	Held	Waived
	8	5

FELONY POST-CONVICTION APPEALS	Filed	Terminated	Granted	Denied
		1		1

1976 BOND FORFEITURES	Felony	Misdemeanors	Traffic	Total
		4	1	5

1975 JURY DATA:	Civil	Criminal	Joint	Total
Number of Jury Terms Held	1	2		3
Number of Days Jury Was in Attendance	7			
Number of Grand Jurors Called				

MISCELLANEOUS FILINGS:

Mechanic's and Material Man's Liens	1
Notary Public Bonds	14
Fictitious Partnerships	
Tax Warrants	2
Power of Attorney, Revocation, Etc. [58 O.S. SUPP. 1974, 1056 (b)]	
TOTAL	17

NUMBER OF DISPOSITION DOCKETS HELD	1
---	----------

ELLIS COUNTY

Population No. of: District Judges Associate Judges Special Judges Lawyers						Total Cases Pending on Jan. 1, 1976	Total Cases Filed In 1976	Total Cases Terminated in 1976	Disposed of by Trial or After Contest	Disposed of without Trial or Contest	Total Cases Pending on Dec. 31, 1976	Age Breakdown in Months of Cases Pending on Dec. 31, 1976		
	LITIGATION BREAKDOWN	0 to 12 Months	12 to 24 Months	over 24 Months										
5,129	17	100	4											
CIVIL														
Auto Negligence		3	3		3									
Other Tort	1	4	3	2	1	2	2							
Lien or Mortgage Foreclosure		5	1	1		4	4							
Real Property	11	10	13	11	2	8	7					1		
Contractual	11	18	15	9	6	14	13					1		
Appeals from Admin. Tribunals														
Injunction, Quo Warranto, Mandamus, Habeas Corpus, Etc.		4	3	2	1	1	1							
Other Civil		1	1	1										
TOTAL CIVIL	23	45	39	26	13	29	27					2		
DOMESTIC														
Divorce	6	35	32	22	10	9	8					1		
Separate Maintenance		4	3	2	1	1	1							
Annulment		1	1	1										
Reciprocal Support -- Incoming		3	2	2		1	1							
Reciprocal Support -- Outgoing														
Paternity Proceedings														
Adoption	2	5	6		6	1						1		
TOTAL DOMESTIC	8	48	44	27	17	12	10					1		
PROBATE														
Administration of Estates and Probate Proper	108	72	63	1	62	117	67					49		
Determination of Death of Joint or Life Tenant		9	9		9									
Mental Health		3	1		1	2	2							
Guardianship and Conservatorship	1	9	8		8	2	1					1		
Other Probate														
TOTAL PROBATE	109	93	81	1	80	121	70					50		
SMALL CLAIMS														
Possession of Personal Property (Replevin)									3					
Possession of Real Property (Entry and Detainer)		3	3											
Small Claims	6	50	42	4	38	14	11					3		
TOTAL SMALL CLAIMS	6	53	45	4	41	14	11					3		
JUVENILE														
Juvenile Delinquency	4	6	4	2	2	6	2					4		
Children in Need of Supervision	1	1	2	1	1									
Dependency and Neglect		2	2	1	1									
TOTAL JUVENILE	5	9	8	4	4	6	2					4		
COMBINED CIVIL CATEGORIES														
	151	248	217	62	155	182	120					53		
FELONY														
Crime Against Person	4	4	7		7	1						1		
Crime Against Property	4	8	12	2	11									
Other Felony	8	7	11		11	4	4							
TOTAL FELONY	16	19	30	2	29	5	4					1		
MISDEMEANORS														
DWI	3	34	27	1	26	10	10							
Other Traffic	37	800	741	2	739	96	94							
Appeals from City-Funded Courts														
Other Misdemeanors	12	96	91	1	90	17	14					3		
TOTAL MISDEMEANORS	52	930	859	4	855	123	118					3		
COMBINED CRIMINAL CATEGORIES														
	68	949	889	6	884	128	122					4		
GRAND TOTAL ALL CATEGORIES														
	219	1,197	1,106	68	1,039	810	242					57		

APPLICATION FOR LICENSES:	Filed	Issued	Appealed	Contested	Uncontested
Beer	19	19			19
Bingo	1				1
Pool Hall		1			1

NUMBER OF PERSONS CERTIFIED FOR TRIAL AS ADULTS	Felony	Misdemeanors	Total

FELONY PRELIMINARY HEARINGS	Held	Waived
	9	3

FELONY POST-CONVICTION APPEALS	Filed	Terminated	Granted	Denied

1976 BOND FORFEITURES	Felony	Misdemeanors	Traffic	Total
		30	108	138

1976 JURY DATA:	Civil	Criminal	Joint	Total
Number of Jury Terms Held	1		2	3
Number of Days Jury Was In Attendance	10			
Number of Grand Juries Called				

MISCELLANEOUS FILINGS:

Mechanic's and Material Man's Liens	19
Notary Public Bonds	22
Fictitious Partnerships	
Tax Warrants	2
Power of Attorney, Revocation, Etc. [58 O.S. SUPP. 1974, 1056 (b)]	1
TOTAL	44

NUMBER OF DISPOSITION DOCKETS HELD	7
------------------------------------	---

GARFIELD COUNTY

Population No. of: District Judges 56 Associate Judges 343 Special Judges 1,25 Lawyers 1,00 75	Total Cases Pending on Jan. 1, 1976	Total Cases Filed in 1976	Total Cases Terminated in 1976	Disposed of by Trial or After Contest	Disposed of without Trial or Contest	Total Cases Pending on Dec. 31, 1976	Age Breakdown in Months of Cases Pending on Dec. 31, 1976		
							0 to 12 Months	12 to 24 Months	over 24 Months
LITIGATION BREAKDOWN									
CIVIL									
Auto Negligence	20	24	24	6	18	20	12	8	
Other Tort	5	11	2	1	1	14	4	10	
Lien or Mortgage Foreclosure	15	22	20	11	9	17	12	5	
Real Property	15	65	52	2	50	28	23	5	
Contractual	134	334	268	140	128	200	154	28	18
Appeals from Admin. Tribunals	3	5	4	2	2	4	2	2	
Injunction, Quo Warranto, Mandamus, Habeas Corpus, Etc.	3	7	7	1	6	3	1	2	
Other Civil	24	80	83	27	56	21	12	9	
TOTAL CIVIL	219	548	460	190	270	307	220	69	18
DOMESTIC									
Divorce	158	561	422	231	191	297	151	137	9
Separate Maintenance	5	11	13	4	9	3	2	1	
Annulment		5	3	1	2	2	2		
Reciprocal Support - Incoming	15	40	25	13	12	30	20	8	2
Reciprocal Support - Outgoing	10	22	32	32					
Paternity Proceedings		1	1		1				
Adoption	41	62	81	1	80	22	15	3	4
TOTAL DOMESTIC	229	702	577	282	295	354	190	149	15
PROBATE									
Administration of Estates and Probate Proper	232	253	255	80	175	230	137	28	65
Determination of Death of Joint or Life Tenant	44	65	103		64	6	3	2	1
Mental Health		48	48		48				
Guardianship and Conservatorship	149	34	34	10	29	144	20	30	94
Other Probate			4		4				
TOTAL PROBATE	425	399	444	90	320	380	160	60	160
SMALL CLAIMS									
Possession of Personal Property (Replevin)	6	35	35	5	30	6	6		
Possession of Real Property (Entry and Detainer)	5	37	30	10	20	12	10	2	
Small Claims	116	1,246	1,014	136	878	348	318	28	2
TOTAL SMALL CLAIMS	127	1,318	1,079	151	928	366	334	30	2
JUVENILE									
Juvenile Delinquency	2	11	11	11		2	2		
Children in Need of Supervision	3	18	21	18					
Dependency and Neglect	4	28	31	34		1	1		
TOTAL JUVENILE	9	57	63	63		3	3		
COMBINED CIVIL CATEGORIES	1,009	3,024	2,623	776	1,813	1,410	907	308	195
FELONY									
Crime Against Person	27	75	54	3	55	48	35	5	8
Crime Against Property	105	211	164	8	162	152	106	23	23
Other Felony	117	183	165	3	168	135	87	48	
TOTAL FELONY	249	469	383	14	385	335	228	76	31
MISDEMEANORS									
DWI	75	298	273	2	271	100	90	3	7
Other Traffic	246	2,625	2,582	86	2,496	288	258	26	5
Appeals from City-Funded Courts		4	2	2		2	2		
Other Misdemeanors	121	427	415	7	441	133	63	35	35
TOTAL MISDEMEANORS	442	3,354	3,272	97	3,208	524	413	64	47
COMBINED CRIMINAL CATEGORIES	691	3,923	3,655	111	3,593	859	641	140	78
GRAND TOTAL ALL CATEGORIES	1,700	6,847	6,278	887	5,406	2,269	1,548	448	273

APPLICATION FOR LICENSES:	Filed	Issued	Appealed	Contested	Uncontested
Beer	155	154			155
Bingo	3	3			3
Pool Hall	12	12			12

NUMBER OF PERSONS CERTIFIED FOR TRIAL AS ADULTS	Felony	Misdemeanors	Total
	1		1

FELONY PRELIMINARY HEARINGS	Held	Waived
	150	112

FELONY POST-CONVICTION APPEALS	Filed	Terminated	Granted	Denied
	4	4		4

1976 BOND FORFEITURES	Felony	Misdemeanors	Traffic	Total
		2	36	38

1976 JURY DATA:	Civil	Criminal	Joint	Total
Number of Jury Terms Held			1	1
Number of Days Jury Was in Attendance	36			
Number of Grand Juries Called				

MISCELLANEOUS FILINGS:

Mechanic's and Material Man's Liens	222
Notary Public Bonds	314
Fictitious Partnerships	5
Tax Warrants	44
Power of Attorney, Revocation, Etc. [58 O.S. § 60P, 1974, 1056 (b)]	585
TOTAL	585
NUMBER OF DISPOSITION DOCKETS HELD	58

GARVIN COUNTY

Population No. of: District Judges 24,874 Associate Judges 1.00 Special Judges 1.00 Lawyers 33 LITIGATION BREAKDOWN	Total Cases Pending on Jan. 1, 1976	Total Cases Filed in 1976	Total Cases Terminated in 1976	Disposed of by Trial or After Contest	Disposed of without Trial or Contest	Total Cases Pending on Dec. 31, 1976	Age Breakdown in Months of Cases Pending on Dec. 31, 1976		
							0 to 12 Months	12 to 24 Months	over 24 Months
CIVIL									
Auto Negligence	54	23	24	3	21	53	16	10	27
Other Tort	10	11	4		4	17	9		8
Lien or Mortgage Foreclosure	4	15	10	6	4	9	7		2
Real Property	23	37	22	19	3	38	24	4	10
Contractual	63	31	26	17	9	68	19	12	37
Appeals from Admin. Tribunals	5	4	5	5		4	1		3
Injunction, Quo Warranto, Mandamus, Habeas Corpus, Etc.	30	9	8	8		31	3	6	22
Other Civil	82	115	71	37	34	126	44	20	62
TOTAL CIVIL	271	245	170	95	75	346	123	52	171
DOMESTIC									
Divorce	229	280	243	163	80	266	80	32	154
Separate Maintenance	2	3	1		1	4	2	2	
Annulment	1	1	1	1		1	1		
Reciprocal Support - Incoming	15	8	1		1	22	8	5	9
Reciprocal Support - Outgoing	2	7	3		3	6	4		2
Paternity Proceedings	3	1				4	1		3
Adoption	4	17	16		16	5	1		4
TOTAL DOMESTIC	256	317	265	164	101	308	97	39	172
PROBATE									
Administration of Estates and Probate Proper	146	118	121		121	143	68	17	58
Determination of Death of Joint or Life Tenant		40	38		38	2	2		
Mental Health	50	16	15		15	51	2	4	45
Guardianship and Conservatorship	3	18	17	1	16	4	1	2	1
Other Probate		10	10		10				
TOTAL PROBATE	199	202	201	1	200	200	73	23	104
SMALL CLAIMS									
Possession of Personal Property (Replevin)	2	9	8	1	7	3	3		
Possession of Real Property (Entry and Detainer)	14	24	36	1	35	2	2		
Small Claims	738	468	376	6	370	830	115	85	630
TOTAL SMALL CLAIMS	754	501	420	8	412	835	120	85	630
JUVENILE									
Juvenile Delinquency	36	10	25	18	7	21	2	5	14
Children in Need of Supervision	26	11	18	18		19	1	3	15
Dependency and Neglect	19	14	18	17	1	15	2	5	8
TOTAL JUVENILE	81	35	61	53	8	55	5	13	37
COMBINED CIVIL CATEGORIES	1,561	1,300	1,117	321	796	1,744	418	212	1,114
FELONY									
Crime Against Person	43	20	24	7	17	39	10	9	20
Crime Against Property	119	53	33	6	27	139	95	28	16
Other Felony	161	68	35	2	33	194	46	36	112
TOTAL FELONY	323	141	92	15	77	372	151	73	148
MISDEMEANORS									
DWI	95	137	79	11	68	153	71	18	64
Other Traffic	879	3,217	2,995	273	2,722	1,101	359	108	634
Appeals from City-Funded Courts	14	5	1		1	18	4	7	7
Other Misdemeanors	797	446	326	36	290	917	147	110	660
TOTAL MISDEMEANORS	1,785	3,805	3,401	320	3,081	2,189	581	243	1,365
COMBINED CRIMINAL CATEGORIES	2,108	3,946	3,493	336	3,158	2,561	732	316	1,513
GRAND TOTAL ALL CATEGORIES	3,669	5,246	4,610	656	3,954	4,305	1,150	528	2,627

APPLICATION FOR LICENSES:	Filed	Issued	Appealed	Contested	Uncontested
Bear	81	77		2	17
Bingo	1	1			1
Pool Hall					

NUMBER OF PERSONS CERTIFIED FOR TRIAL AS ADULTS	Felony	Misdemeanors	Total	
	1		1	
FELONY PRELIMINARY HEARINGS	Held	Waived		
	21	8		
FELONY POST-CONVICTION APPEALS	Filed	Terminated	Granted	Denied
	1	1		1
1976 BOND FORFEITURES	Felony	Misdemeanors	Traffic	Total
		17	150	167

1976 JURY DATA:	Civil	Criminal	Joint	Total
Number of Jury Terms Held			4	4
Number of Days Jury Was in Attendance	19			
Number of Grand Juries Called				

MISCELLANEOUS FILINGS:

Mechanic's and Material Man's Liens	76
Notary Public Bonds	108
Fictitious Partnerships	1
Tax Warrants	22
Power of Attorney, Revocation, Etc. [58 O.S. SUPP. 1974, 1056 (b)]	
TOTAL	207
NUMBER OF DISPOSITION DOCKETS HELD	2

GRADY COUNTY

Population No. of: District Judges 29,354 Associate Judges 50 Special Judges 1,000 Lawyers 30 LITIGATION BREAKDOWN	Total Cases Pending on Jan. 1, 1976	Total Cases Filed in 1976	Total Cases Terminated in 1976	Disposed of by Trial or After Contest	Disposed of without Trial or Contest	Total Cases Pending on Dec. 31, 1976	Age Breakdown in Months of Cases Pending on Dec. 31, 1976		
							0 to 12 Months	12 to 24 Months	over 24 Months
CIVIL									
Auto Negligence	30	49	39	6	33	40	25	12	3
Other Tort	25	31	22	9	13	34	22	7	5
Lien or Mortgage Foreclosure	23	9	21	12	9	11	4	3	4
Real Property	64	83	70	11	59	77	40	18	19
Contractual	164	246	201	25	176	209	120	61	28
Appeals from Admin. Tribunals	11	17	12	8	4	16	8	4	4
Injunction, Quo Warranto, Mandamus, Habeas Corpus, Etc.	18	20	11	4	7	27	13	8	6
Other Civil	21	31	36	3	33	16	6	7	3
TOTAL CIVIL	356	486	412	78	334	430	238	120	72
DOMESTIC									
Divorce	279	397	399	53	346	277	165	84	28
Separate Maintenance	7	6	3		3	10	5	5	
Annulment	6	8	6	1	5	8	4	4	
Reciprocal Support - Incoming	13	15	14	13	1	14	7	2	5
Reciprocal Support - Outgoing	18	15	9	8	1	24	8	3	13
Paternity Proceedings	2	2	2	1	1	2			2
Adoption	8	26	22		22	12	4	2	6
TOTAL DOMESTIC	333	469	455	76	379	347	193	100	54
PROBATE									
Administration of Estates and Probate Proper	259	169	188	6	182	240	99	48	93
Determination of Death of Joint or Life Tenant	6	48	51		51	3	2	1	
Mental Health	44	35	36		36	43	16	10	17
Guardianship and Conservatorship	18	44	22	1	21	205	41	40	124
Other Probate	3	12	12		12	3		2	1
TOTAL PROBATE	495	308	309	7	302	494	158	101	235
SMALL CLAIMS									
Possession of Personal Property (Replevin)	10	38	23	6	17	25	15	6	4
Possession of Real Property (Entry and Detainer)	11	51	38	13	25	24	13	5	6
Small Claims	319	681	425	82	343	575	274	152	149
TOTAL SMALL CLAIMS	340	770	486	101	385	624	302	163	159
JUVENILE									
Juvenile Delinquency	1	6	2	2		5	4	1	
Children in Need of Supervision	5	22	16	5	6	11	7	4	
Dependency and Neglect	7	15	8	3	2	14	11	3	
TOTAL JUVENILE	13	43	26	10	8	30	22	8	
COMBINED CIVIL CATEGORIES	1,537	2,076	1,688	272	1,408	1,925	913	492	520
FELONY									
Crime Against Person	47	17	12	1	12	52	9	5	38
Crime Against Property	96	36	32	1	34	100	20	8	72
Other Felony	171	87	32	1	33	226	66	16	144
TOTAL FELONY	314	140	76	3	84	378	95	29	254
MISDEMEANORS									
DWI				3	92				
Other Traffic	1,704	5,248	4,804	222	4,582	2,148	804	341	1,003
Appeals from City-Funded Courts	14	10	3	1	2	21	9		12
Other Misdemeanors	473	365	197	7	190	641	205	96	340
TOTAL MISDEMEANORS	2,302	5,796	5,099	233	4,866	2,999	1,122	481	1,396
COMBINED CRIMINAL CATEGORIES	2,616	5,936	5,175	236	4,950	3,377	1,217	510	1,650
GRAND TOTAL ALL CATEGORIES	4,153	8,012	6,863	508	6,358	5,302	2,130	1,002	2,170

APPLICATION FOR LICENSES:	Filed	Issued	Appealed	Contested	Uncontested
Beer	88	85		1	85
Bingo	4	4			4
Pool Hall					

NUMBER OF PERSONS CERTIFIED FOR TRIAL AS ADULTS	Felony	Misdemeanors	Total
	2		2

FELONY PRELIMINARY HEARINGS	Held	Waived
	20	30

FELONY POST-CONVICTION APPEALS	Filed	Terminated	Granted	Denied
	8	2		8

1976 BOND FORFEITURES	Felony	Misdemeanors	Traffic	Total
		8	146	154

1976 JURY DATA:	Civil	Criminal	Joint	Total
Number of Jury Terms Held			3	3
Number of Days Jury Was in Attendance	27			
Number of Grand Juries Called				

MISCELLANEOUS FEES:

Mechanic's and Material Man's Liens	115
Notary Public Bonds	139
Fictitious Partnerships	
Tax Warrants	20
Power of Attorney, Revocation, Etc. [58 O.S. SUPP. 1974, 1056 (b)]	
TOTAL	274

NUMBER OF DISPOSITION DOCKETS HELD **1**

GRANT COUNTY

Population No. of: District Judges <u>7.117</u> Associate Judges <u>1.00</u> Special Judges Lawyers <u>6</u> LITIGATION BREAKDOWN	Total Cases Pending on Jan. 1, 1976	Total Cases Filed in 1976	Total Cases Terminated in 1976	Disposed of by Trial or After Contest	Disposed of without Trial or Contest	Total Cases Pending on Dec. 31, 1976	Age Breakdown in Months of Cases Pending on Dec. 31, 1976		
							0 to 12 Months	12 to 24 Months	over 24 Months
CIVIL									
Auto Negligence									
Other Tort	12	36	37	18	19	11	11		
Lien or Mortgage Foreclosure									
Real Property	6	12	16	12	4	2	2		
Contractual	1		1	1					
Appeals from Admin. Tribunals									
Injunction, Quo Warranto, Mandamus, Habeas Corpus, Etc.	2	2	2	1	1	2	1	1	
Other Civil		3	3		3				
TOTAL CIVIL	21	53	59	32	27	15	14	1	
DOMESTIC									
Divorce	4	27	28	11	17	3	3		
Separate Maintenance	2	1	2		2	1	1		
Annulment									
Reciprocal Support - Incoming		1				1	1		
Reciprocal Support - Outgoing	2		2		2				
Paternity Proceedings									
Adoption		7	3		3	4	4		
TOTAL DOMESTIC	8	36	35	11	24	9	9		
PROBATE									
Administration of Estates and Probate Proper	100	64	61	1	60	103	52	25	26
Determination of Death of Joint or Life Tenant		18	16		16	2	2		
Mental Health									
Guardianship and Conservatorship	14	6	18		11	2	1	1	
Other Probate									
TOTAL PROBATE	114	88	95	1	87	107	55	26	26
SMALL CLAIMS									
Possession of Personal Property (Replevin)									
Possession of Real Property (Entry and Detainer)									
Small Claims		39	28		28	11	11		
TOTAL SMALL CLAIMS		39	28		28	11	11		
JUVENILE									
Juvenile Delinquency		6	4		4	2	2		
Children in Need of Supervision									
Dependency and Neglect									
TOTAL JUVENILE		6	4		4	2	2		
COMBINED CIVIL CATEGORIES	143	222	221	44	170	144	91	27	26
FELONY									
Crime Against Person	5	5	7	2	5	3	1		2
Crime Against Property	6	12	7	1	6	11	7	2	2
Other Felony	5	6	5	1	4	6	1	2	3
TOTAL FELONY	16	23	19	4	15	20	9	4	7
MISDEMEANORS									
DWI	4	22	23	3	20	3	2		1
Other Traffic	26	373	347	3	344	52	37	3	12
Appeals from City-Funded Courts		2	2		2				
Other Misdemeanors	31	100	87	13	74	44	29	3	12
TOTAL MISDEMEANORS	61	497	459	19	440	99	68	6	25
COMBINED CRIMINAL CATEGORIES	77	520	478	23	455	119	77	10	32
GRAND TOTAL ALL CATEGORIES	220	742	699	67	625	263	168	37	58

APPLICATION FOR LICENSES:	Filed	Issued	Appealed	Contested	Uncontested
Beer	23	23			23
Bingo	1	1			1
Pool Hall					

NUMBER OF PERSONS CERTIFIED FOR TRIAL AS ADULTS	Felony	Misdemeanors	Total

FELONY PRELIMINARY HEARINGS	Held	Waived		
	3	4		
FELONY POST-CONVICTION APPEALS	Filed	Terminated	Granted	Denied
1976 BOND FORFEITURES	Felony	Misdemeanors	Traffic	Total
	2	8	6	16

1976 JURY DATA:	Civil	Criminal	Joint	Total
Number of Jury Terms Held			2	2
Number of Days Jury Was in Attendance	7			
Number of Grand Juries Called				

MISCELLANEOUS FILINGS:	
Mechanic's and Material Man's Liens	17
Notary Public Bonds	20
Fictitious Partnerships	
Tax Warrants	6
Power of Attorney, Revocation, Etc. [58 O.S. SUPP. 1974, 1056 (b)]	43
TOTAL	
NUMBER OF DISPOSITION DOCKETS HELD	39

GREER COUNTY

LITIGATION BREAKDOWN	Total Cases Pending on Jan. 1, 1976	Total Cases Filed in 1976	Total Cases Terminated in 1976	Disposed of by Trial or After Contest	Disposed of without Trial or Contest	Total Cases Pending on Dec. 31, 1976	Age Breakdown in Months of Cases Pending on Dec. 31, 1976		
							0 to 12 Months	12 to 24 Months	over 24 Months
Population 7,979									
No. of District Judges 17									
Associate Judges 100									
Special Judges									
Lawyers 5									
CIVIL									
Auto Negligence	2	1	3	1	2				
Other Tort	1	5	3		3	3			
Lien or Mortgage Foreclosure	2	1	3		4				
Real Property	1	6	5		4	2	2		
Contractual	6	8	11		10	3	3		
Appeals from Admin. Tribunals		1	1	1					
Injunction, Quo Warranto, Mandamus, Habeas Corpus, Etc.	1	5	6		7				
Other Civil	1	28	22	1	21	7	6	1	
TOTAL CIVIL	14	55	54	3	51	15	14	1	
DOMESTIC									
Divorce	6	68	63	5	58	11	11		
Separate Maintenance									
Annulment	1	1	2		2				
Reciprocal Support - Incoming		3	3		3				
Reciprocal Support - Outgoing		1	1		1				
Paternity Proceedings									
Adoption		7	6		6	1	1		
TOTAL DOMESTIC	7	80	75	5	70	12	12		
PROBATE									
Administration of Estates and Probate Proper	42	53	54	2	52	41	35	3	3
Determination of Death of Joint or Life Tenant	1	22	22		22	1	1		
Mental Health		12	12		12				
Guardianship and Conservatorship		7	7	1	6				
Other Probate									
TOTAL PROBATE	43	94	95	3	92	42	36	3	3
SMALL CLAIMS									
Possession of Personal Property (Replevin)	2		2	1	1				
Possession of Real Property (Entry and Detainer)	1		1	1					
Small Claims	40	81	53	3	50	68	14	27	27
TOTAL SMALL CLAIMS	43	81	56	5	51	68	14	27	27
JUVENILE									
Juvenile Delinquency		6	6	4	2				
Children in Need of Supervision		3	3	3					
Dependency and Neglect		2	2	2					
TOTAL JUVENILE		11	11	9	2				
COMBINED CIVIL CATEGORIES	107	321	291	25	266	137	76	30	31
FELONY									
Crime Against Person	1	9	3	3		7	7		
Crime Against Property	8	2	9		9	1	1		
Other Felony	11	23	12	1	11	22	9	13	
TOTAL FELONY	20	34	24	4	20	30	17	13	
MISDEMEANORS									
DWI	1	14	15	1	14				
Other Traffic	110	430	457	13	444	83	30	11	42
Appeals from City-Funded Courts		1				1	1		
Other Misdemeanors	27	93	86	1	85	34	34		
TOTAL MISDEMEANORS	138	538	558	15	543	118	65	11	42
COMBINED CRIMINAL CATEGORIES	158	572	582	19	563	148	82	24	42
GRAND TOTAL ALL CATEGORIES	265	893	873	44	829	285	158	54	73

APPLICATION FOR LICENSES:	Filed	Issued	Appealed	Contested	Uncontested
Beer	22	22			22
Bingo					
Pool Hall					

NUMBER OF PERSONS CERTIFIED FOR TRIAL AS ADULTS	Felony	Misdemeanors	Total

FELONY PRELIMINARY HEARINGS	Held	Waived
	17	15

FELONY POST-CONVICTION APPEALS	Filed	Terminated	Granted	Denied
	3	3		3

1976 BOND FORFEITURES	Felony	Misdemeanors	Traffic	Total
	4		34	38

1976 JURY DATA:	Civil	Criminal	Joint	Total
Number of Jury Terms Held		1	1	2
Number of Days Jury Was in Attendance	9			
Number of Grand Juries Called				

MISCELLANEOUS FILINGS:

Mechanic's and Material Man's Liens	6
Notary Public Bonds	29
Fictitious Partnerships	
Tax Warrants	
Power of Attorney, Revocation, Etc. [58 O.S. SUPP. 1974, 1056 (b)]	
TOTAL	35
NUMBER OF DISPOSITION DOCKETS HELD	2

HARMON COUNTY

Population No. of: District Judges <u>5,136</u> Associate Judges <u>1,30</u> Special Judges <u>4</u> Lawyers <u>4</u> LITIGATION BREAKDOWN	Total Cases Pending on Jan. 1, 1976	Total Cases Filed In 1976	Total Cases Terminated In 1976	Disposed of by Trial or After Contest	Disposed of without Trial or Contest	Total Cases Pending on Dec. 31, 1976	Age Breakdown in Months of Cases Pending on Dec. 31, 1976		
							0 to 12 Months	12 to 24 Months	over 24 Months
CIVIL									
Auto Negligence		2	2	1	1				
Other Tort	5	2	6	2	4	1	1		
Lien or Mortgage Foreclosure	1	4	5	1	4				
Real Property		5	5	3	2				
Contractual	1	8	8	4	4	1	1		
Appeals from Admin. Tribunals									
Injunction, Quo Warranto, Mandamus, Habeas Corpus, Etc.									
Other Civil	3	2	5	2	3				
TOTAL CIVIL	10	23	31	13	18	2	2		
DOMESTIC									
Divorce	9	41	43	14	29	7	7		
Separate Maintenance									
Annulment									
Reciprocal Support - Incoming	1	3	4	3					
Reciprocal Support - Outgoing		3	1			2	2		
Paternity Proceedings									
Adoption									
TOTAL DOMESTIC	10	47	48	17	29	9	9		
PROBATE									
Administration of Estates and Probate Proper	36	38	41	2	39	33	17	6	10
Determination of Death of Joint or Life Tenant	3	8	9		9	2	2		
Mental Health		4	4	1	3				
Guardianship and Conservatorship	1	3	3		3	1			1
Other Probate									
TOTAL PROBATE	40	53	57	3	54	36	19	6	11
SMALL CLAIMS									
Possession of Personal Property (Replevin)		2	2	1	1				
Possession of Real Property (Entry and Detainer)	1	2	1	1		2	1		1
Small Claims		78	76	4	72	2	2		
TOTAL SMALL CLAIMS	1	82	79	6	73	4	3		1
JUVENILE									
Juvenile Delinquency	1	4	4	2	1	1	1		
Children in Need of Supervision		4	4	4					
Dependency and Neglect		10	9	1	9	1	1		
TOTAL JUVENILE	1	18	17	7	10	2	2		
COMBINED CIVIL CATEGORIES	62	223	232	46	184	53	35	6	12
FELONY									
Crime Against Person	1	2	2		5	1	1		
Crime Against Property		6	4	1	5	2	2		
Other Felony	6	21	20	2	18	7	7		
TOTAL FELONY	7	29	26	3	28	10	10		
MISDEMEANORS									
DWI	1	20	18		18	3	3		
Other Traffic	38	633	640	7	633	31	31		
Appeals from City-Funded Courts									
Other Misdemeanors	10	43	47	1	46	6	6		
TOTAL MISDEMEANORS	49	696	705	8	697	40	40		
COMBINED CRIMINAL CATEGORIES	56	725	731	11	725	50	50		
GRAND TOTAL ALL CATEGORIES	118	948	963	57	909	103	85	6	12

APPLICATION FOR LICENSES:	Filed	Issued	Appealed	Contested	Uncontested
Beer	15	15			15
Bingo					1
Pool Hall					

NUMBER OF PERSONS CERTIFIED FOR TRIAL AS ADULTS	Felony	Misdemeanors	Total
	1		1

FELONY PRELIMINARY HEARINGS	Held	Waived
	18	4

FELONY POST-CONVICTION APPEALS	Filed	Terminated	Granted	Denied

1976 BOND FORFEITURES	Felony	Misdemeanors	Traffic	Total
		12	21	33

1976 JURY DATA:	Civil	Criminal	Joint	Total
Number of Jury Terms Held			2	2
Number of Days Jury Was In Attendance	5			
Number of Grand Juries Called				

MISCELLANEOUS FILINGS:	
Mechanic's and Material Man's Liens	3
Notary Public Bonds	13
Fictitious Partnerships	
Tax Warrants	
Power of Attorney, Revocation, Etc.	1
[58 O.S. SUPP. 1974, 1056 (b)]	
TOTAL	17
NUMBER OF DISPOSITION DOCKETS HELD	11

HARPER COUNTY

Population No. of: District Judges 5,151 Associate Judges 25 Special Judges 1,00 Lawyers 5 LITIGATION BREAKDOWN	Total Cases Pending on Jan. 1, 1976	Total Cases Filed In 1976	Total Cases Terminated In 1976	Disposed of by Trial or After Contest	Disposed of without Trial or Contest	Total Cases Pending on Dec. 31, 1976	Age Breakdown in Months of Cases Pending on Dec. 31, 1976		
							0 to 12 Months	12 to 24 Months	over 24 Months
CIVIL									
Auto Negligence									
Other Tort	7		2		2	5		3	2
Lien or Mortgage Foreclosure	2		1	1		1			1
Real Property	12	13	9	6	3	16	10	2	4
Contractual	13	27	17	8	9	23	16	7	
Appeals from Admin. Tribunals Injunction, Quo Warranto, Mandamus, Habeas Corpus, Etc.									
Other Civil	19	6	5	5		20	5	3	12
TOTAL CIVIL	55	46	34	20	14	65	31	15	19
DOMESTIC									
Divorce	8	22	22	19	3	8	7	1	
Separate Maintenance									
Annulment									
Reciprocal Support - Incoming	1					1			1
Reciprocal Support - Outgoing	4	1				5	1		4
Paternity Proceedings									
Adoption	1	3	4		4				
TOTAL DOMESTIC	14	26	26	19	7	14	8	1	5
PROBATE									
Administration of Estates and Probate Proper	69	39	37		37	71	33	12	26
Determination of Death of Joint or Life Tenant	1	10	11		11				
Mental Health		8	8		8				
Guardianship and Conservatorship	3	4				7	4	2	1
Other Probate									
TOTAL PROBATE	73	61	56		56	78	37	14	27
SMALL CLAIMS									
Possession of Personal Property (Replevin)		1	1	1					
Possession of Real Property (Entry and Detainer)		1	1	1					
Small Claims	8	196	162	16	146	42	34	7	1
TOTAL SMALL CLAIMS	8	198	164	18	146	42	34	7	1
JUVENILE									
Juvenile Delinquency	5	2	2	2		5	1	4	
Children in Need of Supervision Dependency and Neglect	1	4	4	4		1	1		
TOTAL JUVENILE	6	6	6	6		6	2	4	
COMBINED CIVIL CATEGORIES	154	337	286	63	223	205	112	41	52
FELONY									
Crime Against Person	38	19	17		15	40	10	8	22
Crime Against Property	6	2	4	1	3	4	2	1	1
Other Felony	11	16	14		14	13	5	5	3
TOTAL FELONY	55	37	35	1	32	57	17	14	26
MISDEMEANORS									
DWI	12	23	21	8	12	14	10	2	2
Other Traffic	143	778	842	146	696	79	69	10	
Appeals from City-Funded Courts									
Other Misdemeanors	22	71	49	28	22	44	36	2	6
TOTAL MISDEMEANORS	177	872	912	182	730	137	115	14	8
COMBINED CRIMINAL CATEGORIES	232	909	947	183	762	194	132	25	34
GRAND TOTAL ALL CATEGORIES	386	1,246	1,233	246	985	399	244	69	86

APPLICATION FOR LICENSES:	Filed	Issued	Appealed	Contested	Uncontested
Beer		10		1	10
Bingo		1			1
Pool Hall		1			1

NUMBER OF PERSONS CERTIFIED FOR TRIAL AS ADULTS	Felony	Misdemeanors	Total	
	Held	Waived		
	27	3		
FELONY PRELIMINARY HEARINGS	Filed	Terminated	Granted	Denied
FELONY POST-CONVICTION APPEALS	Felony	Misdemeanors	Traffic	Total
1976 BOND FORFEITURES		2	74	76
1976 JURY DATA:	Civil	Criminal	Joint	Total
Number of Jury Terms Held			2	2
Number of Days Jury Was in Attendance	4			
Number of Grand Juries Called				

MISCELLANEOUS FILINGS:

Mechanic's and Material Man's Liens	9
Notary Public Bonds	18
Fictitious Partnerships	3
Tax Warrants	
Power of Attorney, Revocation, Etc.	
[58 O.S. SUPP. 1974, 1056 (b)]	
TOTAL	30

NUMBER OF DISPOSITION DOCKETS HELD _____

HASKELL COUNTY

LITIGATION BREAKDOWN	Total Cases Pending on Jan. 1, 1976	Total Cases Filed in 1976	Total Cases Terminated in 1976	Disposed of by Trial or After Contest	Disposed of without Trial or Contest	Total Cases Pending on Dec. 31, 1976	Age Breakdown in Months of Cases Pending on Dec. 31, 1976		
							0 to 12 Months	12 to 24 Months	over 24 Months
Population 9,578									
No. of District Judges 33									
Associate Judges 100									
Special Judges									
Lawyers 2									
CIVIL									
Auto Negligence	7	10	7	3	4	10	8	2	
Other Tort	26	6	28	13	15	4	3	1	
Lien or Mortgage Foreclosure	9	5	10	5	5	4	3	1	
Real Property	27	26	45	10	35	8	4	4	
Contractual	1	25	11	6	5	15	12	3	
Appeals from Admin. Tribunals	1	5	4		4	2	2		
Injunction, Quo Warranto, Mandamus, Habeas Corpus, Etc.	3	15	11	8	3	7	7		
Other Civil	8	18	11	4	7	15	13	2	
TOTAL CIVIL	82	110	127	49	78	65	52	13	
DOMESTIC									
Divorce	47	108	77	2	75	78	75	3	
Separate Maintenance		1	1		1				
Annulment		1	1		1				
Reciprocal Support - Incoming	4	4				8	4	4	
Reciprocal Support - Outgoing									
Paternity Proceedings									
Adoption	1	8	8		8	1	1		
TOTAL DOMESTIC	52	122	87	2	85	87	80	7	
PROBATE									
Administration of Estates and Probate Proper	71	6	8		8	69	35	19	15
Determination of Death of Joint or Life Tenant	2	3	3		3	2	1	1	
Mental Health		18	6		6	12	12		
Guardianship and Conservatorship	21	15				36	15	17	4
Other Probate	1	2	3		3				
TOTAL PROBATE	95	44	20		20	119	63	37	19
SMALL CLAIMS									
Possession of Personal Property (Replevin)	4	8	8	5	3	4			4
Possession of Real Property (Entry and Detainer)		1				1	1		
Small Claims	35	135	102	57	45	68	33	8	27
TOTAL SMALL CLAIMS	39	144	110	62	48	73	34	8	31
JUVENILE									
Juvenile Delinquency	7	11	5	2	3	13	12	1	
Children in Need of Supervision	3	5	7	4	3	1	1		
Dependency and Neglect	10	5	12	5	7	3	3		
TOTAL JUVENILE	20	21	24	11	13	17	16	1	
COMBINED CIVIL CATEGORIES	288	441	368	124	244	361	245	66	50
FELONY									
Crime Against Person	1	30	25	9	16	6	5	1	
Crime Against Property	22	24	31	11	20	15	13	2	
Other Felony	4	20	15	8	7	9	9		
TOTAL FELONY	27	74	71	28	43	30	27	3	
MISDEMEANORS									
DWI	20	55	32	10	22	43	40	3	
Other Traffic	31	711	701		701	41	41		
Appeals from City-Funded Courts									
Other Misdemeanors	24	203	127	28	99	100	95	5	
TOTAL MISDEMEANORS	75	969	860	38	822	184	176	8	
COMBINED CRIMINAL CATEGORIES	102	1,043	931	66	865	214	203	11	
GRAND TOTAL ALL CATEGORIES	390	1,484	1,299	190	1,109	575	448	77	50

APPLICATION FOR LICENSES:	Filed	Issued	Appealed	Contested	Uncontested
Beer	39	38	1	1	38
Bingo					
Pool Hall					

NUMBER OF PERSONS CERTIFIED FOR TRIAL AS ADULTS	Felony	Misdemeanors	Total
	4		4

FELONY PRELIMINARY HEARINGS	Held	Waived
	4	

FELONY POST-CONVICTION APPEALS	Filed	Terminated	Granted	Denied
	1			

1976 BOND FORFEITURES	Felony	Misdemeanors	Traffic	Total
		41	11	52

1976 JURY DATA:	Civil	Criminal	Joint	Total
Number of Jury Terms Held			3	3
Number of Days Jury Was in Attendance	36			
Number of Grand Juries Called				

MISCELLANEOUS FILINGS:	
Mechanic's and Material Man's Liens	17
Notary Public Bonds	31
Fictitious Partnerships	
Tax Warrants	3
Power of Attorney, Revocation, Etc. [58 O.S. SUPP. 1974, 1056 (b)]	1
TOTAL	52
NUMBER OF DISPOSITION DOCKETS HELD	12

HUGHES COUNTY

Population No. of: District Judges 13,228 Associate Judges 50 Special Judges 100 Lawyers 19 LITIGATION BREAKDOWN	Total Cases Pending on Jan. 1, 1976	Total Cases Filed In 1976	Total Cases Terminated In 1976	Disposed of by Trial or After Contest	Disposed of without Trial or Contest	Total Cases Pending on Dec. 31, 1976	Age Breakdown in Months of Cases Pending on Dec. 31, 1976		
							0 to 12 Months	12 to 24 Months	over 24 Months
CIVIL	19	15	16	10	6	18	9	6	3
Auto Negligence		12	7	5	1	5	5		
Other Tort									
Lien or Mortgage Foreclosure	14	17	14	6	8	17	15	2	
Real Property	14	69	52	37	15	31	24	6	1
Contractual	11	15	16	8	8	10	5	3	2
Appeals from Admin. Tribunals	1	3	2	1	1	2	2		
Injunction, Quo Warranto, Mandamus, Habeas Corpus, Etc.	1	9	3	3		7	7		
Other Civil		14	13	3	10	1	1		
TOTAL CIVIL	60	154	123	73	49	91	68	17	6
DOMESTIC	74	134	147	98	49	61	40	11	10
Divorce									
Separate Maintenance	4	3	6	4	2	1	1		
Annulment	1	1	2	2					
Reciprocal Support - Incoming	3	10	4	4		9	9		
Reciprocal Support - Outgoing		1				1	1		
Paternity Proceedings									
Adoption	3	13	16		16				
TOTAL DOMESTIC	85	162	175	108	67	72	51	11	10
PROBATE									
Administration of Estates and Probate Proper	35	62	52	2	50	45	32	7	6
Determination of Death of Joint or Life Tenant		20	18		18	2	2		
Mental Health		14	14		14				
Guardianship and Conservatorship	13	14	17		17	10	8	2	
Other Probate	16	48	64		64				
TOTAL PROBATE	64	158	165	2	163	57	42	9	6
SMALL CLAIMS									
Possession of Personal Property (Replevin)		12	12	5	7				
Possession of Real Property (Entry and Detainer)		8	8	3	5				
Small Claims	60	354	364	50	314	50	38	12	
TOTAL SMALL CLAIMS	60	374	384	58	326	50	38	12	
JUVENILE									
Juvenile Delinquency	3	9	8	8		4	4		
Children in Need of Supervision	1	4	4	4		1	1		
Dependency and Neglect	2	5	5	5		2	2		
TOTAL JUVENILE	6	18	17	17		7	7		
COMBINED CIVIL CATEGORIES	275	866	864	258	605	277	206	49	22
FELONY									
Crime Against Person	4	30	30	13	17	4	4		
Crime Against Property	6	30	31	8	23	5	5		
Other Felony	12	6	18	8	10				
TOTAL FELONY	22	66	79	29	50	9	9		
MISDEMEANORS									
DWI	13	47	56	5	51	4	2	2	
Other Traffic	40	730	720	3	717	50	40	10	
Appeals from City-Funded Courts	1					1	1		
Other Misdemeanors	28	260	267	5	262	21	18	3	
TOTAL MISDEMEANORS	82	1,037	1,043	13	1,030	76	60	16	
COMBINED CRIMINAL CATEGORIES	104	1,103	1,122	42	1,080	85	69	16	
GRAND TOTAL ALL CATEGORIES	379	1,969	1,986	300	1,685	362	275	65	22

APPLICATION FOR LICENSES:	Filed	Issued	Appealed	Contested	Uncontested
Beer	45	43		2	43
Bingo	1	1			1
Pool Hall					

NUMBER OF PERSONS CERTIFIED FOR TRIAL AS ADULTS	Felony	Misdemeanors	Total
	2		2

FELONY PRELIMINARY HEARINGS	Held	Waived
	10	11

FELONY POST-CONVICTION APPEALS	Filed	Terminated	Granted	Denied


1976 BOND FORFEITURES	Felony	Misdemeanors	Traffic	Total
	2	1	5	8

1976 JURY DATA:	Civil	Criminal	Joint	Total
Number of Jury Terms Held	2	2		4
Number of Days Jury Was in Attendance	10			
Number of Grand Juries Called				

MISCELLANEOUS FILINGS:

Mechanic's and Material Man's Liens	33
Notary Public Bonds	40
Fictitious Partnerships	
Tax Warrants	6
Power of Attorney, Revocation, Etc. [58 O.S. SUPP. 1974, 1056 (b)]	79
TOTAL	79

NUMBER OF DISPOSITION DOCKETS HELD	7
------------------------------------	---



CONTINUED

3 OF 5

JACKSON COUNTY

Population No. of: District Judges Associate Judges Special Judges Lawyers LITIGATION BREAKDOWN	Total Cases Pending on Jan. 1, 1976	Total Cases Filed in 1976	Total Cases Terminated in 1976	Disposed of by Trial or After Contest	Disposed of without Trial or Contest	Total Cases Pending on Dec. 31, 1976	Age Breakdown in Months of Cases Pending on Dec. 31, 1976		
							0 to 12 Months	12 to 24 Months	over 24 Months
30,802									
25									
1.00									
1.00									
28									
CIVIL									
Auto Negligence	12	10	11	3	8	11	7	3	1
Other Tort	5	5	6		6	4	3	1	
Lien or Mortgage Foreclosure	10	12	13		13	9	5	4	
Real Property	7	20	17	4	13	10	6	2	2
Contractual	35	95	60	3	57	70	56	7	7
Appeals from Admin. Tribunals	1	3	4	4					
Injunction, Quo Warranto, Mandamus, Habeas Corpus, Etc.	4	3	5	3	2	2	1		1
Other Civil	12	25	27	1	26	10	6	2	2
TOTAL CIVIL	86	173	143	18	125	116	84	19	13
DOMESTIC									
Divorce	93	343	345	33	312	91	84	6	1
Separate Maintenance	8	16	21	2	19	3	3		
Annulment	1	9	10		10				
Reciprocal Support - Incoming	6	31	16	3	13	21	20	1	
Reciprocal Support - Outgoing	13	19	15	1	14	17	17		
Paternity Proceedings									
Adoption	17	38	38	2	36	17	3	1	13
TOTAL DOMESTIC	138	456	445	41	404	149	127	8	14
PROBATE									
Administration of Estates and Probate Proper	157	108	98	2	96	167	72	22	73
Determination of Death of Joint or Life Tenant	3	19	19		19	3	1		2
Mental Health		45	44	5	39	1	1		
Guardianship and Conservatorship	5	16	17		17	4			4
Other Probate									
TOTAL PROBATE	165	188	178	7	171	175	74	22	79
SMALL CLAIMS									
Possession of Personal Property (Replevin)	1	11	10	3	7	2	1	1	
Possession of Real Property (Entry and Detainer)		2	1	1		1	1		
Small Claims	25	150	122	40	82	53	30	23	
TOTAL SMALL CLAIMS	26	163	133	44	89	56	32	24	
JUVENILE									
Juvenile Delinquency	10	1	11	2					
Children in Need of Supervision	105	80	118	42	3	67	39	28	
Dependency and Neglect	7	40	39	32		8	3	5	
TOTAL JUVENILE	122	121	168	76	3	75	42	33	
COMBINED CIVIL CATEGORIES	537	1,101	1,067	186	792	571	359	106	106
FELONY									
Crime Against Person	20	17	26	4	24	11	2	3	6
Crime Against Property	80	30	28	5	26	82	10	1	71
Other Felony	152	152	96	7	95	208	77	41	90
TOTAL FELONY	252	199	150	16	145	301	89	45	167
MISDEMEANORS									
DWI	2	48	47		47	3	2		1
Other Traffic	124	2,675	2,561	9	2,552	238	143	77	18
Appeals from City-Funded Courts		2	1	1		1	1		
Other Misdemeanors	123	318	262	4	264	179	78	72	29
TOTAL MISDEMEANORS	249	3,043	2,871	14	2,863	421	224	149	48
COMBINED CRIMINAL CATEGORIES	501	3,242	3,021	30	3,008	722	313	194	215
GRAND TOTAL ALL CATEGORIES	1,038	4,343	4,088	216	3,800	1,293	672	300	321

APPLICATION FOR LICENSES:	Filed	Issued	Appealed	Contested	Uncontested
Beer	121	118		1	120
Bingo	4	4			4
Pool Hall					

NUMBER OF PERSONS CERTIFIED FOR TRIAL AS ADULTS	Felony	Misdemeanors	Total
Held			
Waived			

FELONY PRELIMINARY HEARINGS	Filed	Terminated	Granted	Denied
	28	18		

FELONY POST-CONVICTION APPEALS	Felony	Misdemeanors	Traffic	Total
	2	2		2

1976 BOND FORFEITURES	Felony	Misdemeanors	Traffic	Total
	2	9	247	258

1976 JURY DATA:	Civil	Criminal	Joint	Total
Number of Jury Terms Held			2	2
Number of Days Jury Was In Attendance	18			
Number of Grand Jurors Called				

MISCELLANEOUS FILINGS:

Mechanic's and Material Man's Liens	38
Notary Public Bonds	99
Fictitious Partnerships	3
Tax Warrants	13
Power of Attorney, Revocation, Etc. [58 O.S. SUPP. 1974, 1056 (b)]	1
TOTAL	154

NUMBER OF DISPOSITION DOCKETS HELD	4
---------------------------------------	---

JEFFERSON COUNTY

Population No. of: District Judges <u>7,125</u> Associate Judges <u>50</u> Special Judges <u>1,00</u> Lawyers <u>6</u> LITIGATION BREAKDOWN	Total Cases Pending on Jan. 1, 1976	Total Cases Filed in 1976	Total Cases Terminated in 1976	Disposed of by Trial or After Contest	Disposed of without Trial or Contest	Total Cases Pending on Dec. 31, 1976	Age Breakdown in Months of Cases Pending on Dec. 31, 1976		
							0 to 12 Months	12 to 24 Months	over 24 Months
CIVIL									
Auto Negligence	2	3	4	2	2	1	1		
Other Tort	1	14	11	10	1	4	3	1	
Lien or Mortgage Foreclosure	7	7	6	4	2	8	7	1	
Real Property	9	29	28	20	12	10	7	3	
Contractual	14	6	8	1	7	12	8	4	
Appeals from Admin. Tribunals		1				1	1		
Injunction, Quo Warranto, Mandamus, Habeas Corpus, Etc.	3	5	4			4	4		
Other Civil	6		1		1	5		5	
TOTAL CIVIL	42	65	62	37	25	45	31	14	
DOMESTIC									
Divorce	16	91	82	74	8	25	25		
Separate Maintenance	2	6	3	3		5	5		
Annulment		1	1	1					
Reciprocal Support - Incoming		6	6	5	1				
Reciprocal Support - Outgoing	12	3	12	12		3	3		
Paternity Proceedings	2		1		1	1		1	
Adoption		6	6		6				
TOTAL DOMESTIC	32	113	111	95	16	34	33	1	
PROBATE									
Administration of Estates and Probate Proper	90	47	36		36	101	18	26	57
Determination of Death of Joint or Life Tenant	2	2	4		4				
Mental Health		3	2		2				
Guardianship and Conservatorship	24	2	4		4	22	4	8	10
Other Probate	1	2	2		2	1	1		
TOTAL PROBATE	117	55	48		48	124	23	34	67
SMALL CLAIMS									
Possession of Personal Property (Replevin)									
Possession of Real Property (Entry and Detainer)	3		3						
Small Claims	289	218	166	169		341	220	121	
TOTAL SMALL CLAIMS	292	218	169	169		341	220	121	
JUVENILE									
Juvenile Delinquency	14	15	8	7	1	21	10	10	1
Children in Need of Supervision Dependency and Neglect									
TOTAL JUVENILE	14	15	8	7	1	21	10	10	1
COMBINED CIVIL CATEGORIES	497	466	398	308	90	565	317	180	68
FELONY									
Crime Against Person	49	33	28	2	25	54	25	27	2
Crime Against Property	22	22	21	2	21	23	7	9	7
Other Felony	14		2		3	12		12	
TOTAL FELONY	85	55	51	4	49	89	32	48	9
MISDEMEANORS									
DWI	8	29	29		29	8	8		
Other Traffic	382	1,546	1,465	2	1,463	463	121	127	215
Appeals from City-Funded Courts									
Other Misdemeanors	55	161	146	1	152	70	50	10	10
TOTAL MISDEMEANORS	445	1,736	1,640	3	1,644	541	179	137	225
COMBINED CRIMINAL CATEGORIES	530	1,791	1,691	7	1,693	630	211	185	234
GRAND TOTAL ALL CATEGORIES	1,027	2,257	2,089	315	1,783	1,195	528	365	302

APPLICATION FOR LICENSES:	Filed	Issued	Appealed	Contested	Uncontested
Beer	29	29			29
Bingo					
Pool Hall	1	1			1

NUMBER OF PERSONS CERTIFIED FOR TRIAL AS ADULTS	Felony	Misdemeanors	Total
		1	1

FELONY PRELIMINARY HEARINGS	Held	Waived
	12	4

FELONY POST-CONVICTION APPEALS	Filed	Terminated	Granted	Denied

1976 BOND FORFEITURES	Felony	Misdemeanors	Traffic	Total
		35	42	77

1976 JURY DATA:	Civil	Criminal	Joint	Total
Number of Jury Terms Held			2	2
Number of Days Jury Was in Attendance	12			
Number of Grand Juries Called				

MISCELLANEOUS FILINGS:

Mechanic's and Material Man's Liens	10
Notary Public Bonds	32
Fictitious Partnerships	1
Tax Warrants	11
Power of Attorney, Revocation, Etc. [58 O.S. SUPP. 1974, 1056 (b)]	
TOTAL	54

NUMBER OF DISPOSITION DOCKETS HELD	1
---	----------

JOHNSTON COUNTY

Population No. of: District Judges 7,870 Associate Judges 25 Special Judges 100 Lawyers 4 LITIGATION BREAKDOWN	Total Cases Pending on Jan. 1, 1976	Total Cases Filed In 1976	Total Cases Terminated In 1976	Disposed of by Trial or After Contest	Disposed of without Trial or Contest	Total Cases Pending on Dec. 31, 1976	Age Breakdown in Months of Cases Pending on Dec. 31, 1976		
							0 to 12 Months	12 to 24 Months	over 24 Months
CIVIL									
Auto Negligence	3	2	4	1	3	1	1		
Other Tort									
Lien or Mortgage Foreclosure	8	2	5	1	4	5	2	2	1
Real Property	21	24	35	7	28	10	6	2	2
Contractual	2	2	2	2		2	2		
Appeals from Admin. Tribunals	2	1	2		2	1	1		
Injunction, Quo Warranto, Mandamus, Habeas Corpus, Etc.	9	3	10	2	8	2	2		
Other Civil	53	47	71	6	65	29	26	2	1
TOTAL CIVIL	98	81	129	19	110	50	40	6	4
DOMESTIC									
Divorce	84	80	144	19	125	20	20		
Separate Maintenance	1	1	1		1	1			1
Annulment	1		1		1				
Reciprocal Support - Incoming	6	5	6	1	5	5	2	1	2
Reciprocal Support - Outgoing		1	1		1				
Paternity Proceedings									
Adoption		9	6		6	3	3		
TOTAL DOMESTIC	92	96	159	20	139	29	25	1	3
PROBATE									
Administration of Estates and Probate Proper	35	29	14		14	50	17	11	22
Determination of Death of Joint or Life Tenant	4	14	14		14	4		2	2
Mental Health		11	11		11				
Guardianship and Conservatorship	17	3				20	3	4	13
Other Probate		8	7		7	1	1		
TOTAL PROBATE	56	65	46		46	75	21	17	37
SMALL CLAIMS									
Possession of Personal Property (Replevin)									
Possession of Real Property (Entry and Detainer)		2	1	1		1	1		
Small Claims	302	238	527	17	510	13	13		
TOTAL SMALL CLAIMS	302	240	528	18	510	14	14		
JUVENILE									
Juvenile Delinquency	2	3	5	4					
Children in Need of Supervision	1	2	2	2		1	1		
Dependency and Neglect		2	2	2					
TOTAL JUVENILE	3	7	9	8		1	1		
COMBINED CIVIL CATEGORIES	551	489	871	65	805	169	101	24	44
FELONY									
Crime Against Person	17	9	18	2	16	8	3	3	2
Crime Against Property	5	14	12		12	7	3	3	1
Other Felony	5	23	21		21	7	6	1	
TOTAL FELONY	27	46	51	2	49	22	12	7	3
MISDEMEANORS									
DWI	41	25	57	6	51	9	4	2	3
Other Traffic	190	1,019	1,118	26	1,092	91	58	25	8
Appeals from City-Funded Courts									
Other Misdemeanors	37	117	139	12	127	15	12	3	
TOTAL MISDEMEANORS	268	1,161	1,314	44	1,270	115	74	30	11
COMBINED CRIMINAL CATEGORIES	295	1,207	1,365	46	1,319	137	86	37	14
GRAND TOTAL ALL CATEGORIES	846	1,696	2,236	111	2,124	306	187	61	58

APPLICATION FOR LICENSES:	Filed	Issued	Appealed	Contested	Uncontested
Beer	43	43			43
Bingo	2	2			2
Pool Hall					

NUMBER OF PERSONS CERTIFIED FOR TRIAL AS ADULTS	Felony	Misdemeanors	Total
Held			
Waived			

FELONY PRELIMINARY HEARINGS	Filed	Terminated	Granted	Denied
	9	15		

FELONY POST-CONVICTION APPEALS	Filed	Terminated	Granted	Denied

1976 BOND FORFEITURES	Felony	Misdemeanors	Traffic	Total
		4	26	30

1976 JURY DATA:	Civil	Criminal	Joint	Total
Number of Jury Terms Held				
Number of Days Jury Was in Attendance	20		2	2
Number of Grand Juries Called				

MISCELLANEOUS FILINGS:

Mechanic's and Material Man's Liens	15
Notary Public Bonds	27
Fictitious Partnerships	
Tax Warrants	
Power of Attorney, Revocation, Etc. [58 O.S. SUPP. 1974, 1056 (b)]	1
TOTAL	43

NUMBER OF DISPOSITION DOCKETS HELD	2
------------------------------------	---

KAY COUNTY

Population No. of: District Judges 48,791 Associate Judges 50 Special Judges 1,000 Lawyers 81	Total Cases Pending on Jan. 1, 1976	Total Cases Filed in 1976	Total Cases Terminated in 1976	Disposed of by Trial or After Contest	Disposed of without Trial or Contest	Total Cases Pending on Dec. 31, 1976	Age Breakdown in Months of Cases Pending on Dec. 31, 1976		
							0 to 12 Months	12 to 24 Months	over 24 Months
LITIGATION BREAKDOWN									
CIVIL									
Auto Negligence	28	50	41	11	30	37	30	5	2
Other Tort	16	13	17	7	10	12	7	2	3
Lien or Mortgage Foreclosure	12	14	19	4	15	7	5	2	
Real Property	24	42	38	7	31	28	22	3	3
Contractual	75	74	96	12	84	53	35	15	3
Appeals from Admin. Tribunals:		6	4	4		2	2		
Injunction, Quo Warranto, Mandamus, Habeas Corpus, Etc.	12	13	12	6	6	13	4	5	4
Other Civil	136	311	253	80	193	194	147	31	16
TOTAL CIVIL	303	523	480	111	369	346	252	63	31
DOMESTIC									
Divorce	134	431	405	19	386	160	138	19	3
Separate Maintenance	18	9	8	1	7	19	18		1
Annulment		10	8		8	2	2		
Reciprocal Support -- Incoming	4	33	27	9	18	10	6	2	2
Reciprocal Support -- Outgoing	4	11	5	3	2	10	6		4
Paternity Proceedings	1	2	2	1	1	1	1		
Adoption	15	68	69	68	1	14	10	3	1
TOTAL DOMESTIC	176	564	524	101	423	216	181	24	11
PROBATE									
Administration of Estates and Probate Proper	201	198	183	4	179	216	110	34	72
Determination of Death of Joint or Life Tenant	3	70	71		71	2	2		
Mental Health	3	40	39		39	4	2	2	
Guardianship and Conservatorship	6	18	9		9	15	14	1	
Other Probate									
TOTAL PROBATE	213	326	302	4	298	237	128	37	72
SMALL CLAIMS									
Possession of Personal Property (Replevin)	3	19	22	9	13				
Possession of Real Property (Entry and Detainer)	2	31	32	8	24	1	1		
Small Claims	209	1,287	1,228	96	1,132	268	235	31	2
TOTAL SMALL CLAIMS	214	1,337	1,282	113	1,169	269	236	31	2
JUVENILE									
Juvenile Delinquency	12	28	16	12	4	24	14	4	6
Children in Need of Supervision	39	56	45	26	19	50	23	18	9
Dependency and Neglect	10	21	20	15	5	11	7	2	2
TOTAL JUVENILE	61	105	81	53	28	85	44	24	17
COMBINED CIVIL CATEGORIES									
	967	2,855	2,669	382	2,287	1,153	841	179	133
FELONY									
Crime Against Person	40	80	74	5	79	46	34	10	2
Crime Against Property	123	164	150	8	171	137	62	29	46
Other Felony	1	8	9		4	3	3		
TOTAL FELONY	164	252	230	13	254	186	99	39	48
MISDEMEANORS									
DWI	21	101	96	1	103	26	23	1	2
Other Traffic	231	2,851	2,916	49	2,867	166	166		
Appeals from City-Funded Courts									
Other Misdemeanors	117	725	697	37	714	145	83	19	43
TOTAL MISDEMEANORS	369	3,677	3,709	87	3,684	337	272	20	45
COMBINED CRIMINAL CATEGORIES									
	533	3,929	3,939	100	3,938	523	371	59	93
GRAND TOTAL ALL CATEGORIES									
	1,500	6,784	6,608	482	6,225	1,676	1,212	238	226

APPLICATION FOR LICENSES:	Filed	Issued	Appealed	Contested	Uncontested
Beer	140	142		1	141
Bingo	21	21			21
Pool Hall	3	3			3

NUMBER OF PERSONS CERTIFIED FOR TRIAL AS ADULTS	Felony	Misdemeanors	Total
		1	1

FELONY PRELIMINARY HEARINGS	Held	Waived
	61	114

FELONY POST-CONVICTION APPEALS	Filed	Terminated	Granted	Denied
	3	3		3

1976 BOND FORFEITURES	Felony	Misdemeanors	Traffic	Total
	5	66	1,064	1,135

1976 JURY DATA:	Civil	Criminal	Joint	Total
Number of Jury Terms Held			4	4
Number of Days Jury Was in Attendance	45			
Number of Grand Juries Called				

MISCELLANEOUS FILINGS:

Mechanic's and Material Man's Liens	151
Notary Public Bonds	248
Fictitious Partnerships	1
Tax Warrants	39
Power of Attorney, Revocation, Etc.	12
[58 O.S. SUPP. 1974, 1056 (b)]	
TOTAL	451

NUMBER OF DISPOSITION DOCKETS HELD

	5
--	---

KINGFISHER COUNTY

Population No. of: District Judges 12,857 Associate Judges 25 Special Judges 1.00 Lawyers 19 LITIGATION BREAKDOWN	Total Cases Pending on Jan. 1, 1976	Total Cases Filed in 1976	Total Cases Terminated in 1976	Disposed of by Trial or After Contest	Disposed of without Trial or Contest	Total Cases Pending on Dec. 31, 1976	Age Breakdown in Months of Cases Pending on Dec. 31, 1976		
							0 to 12 Months	12 to 24 Months	over 24 Months
CIVIL									
Auto Negligence	7	5	11	4	7	1		1	
Other Tort	9	24	18	5	13	15	15		
Lien or Mortgage Foreclosure	8	12	5	2	3	15	10		5
Real Property	15	23	28	8	20	10	8	1	1
Contractual	8	55	35	3	32	28	27		1
Appeals from Admin. Tribunals		1				1	1		
Injunction, Quo Warranto, Mandamus, Habeas Corpus, Etc.		1				1	1		
Other Civil	5	20	19	2	17	6	5	1	
TOTAL CIVIL	52	141	116	24	92	77	67	3	7
DOMESTIC									
Divorce	10	76	66	14	52	20	20		
Separate Maintenance	5	5	9	3	6	1	1		
Annulment		1	1		1				
Reciprocal Support - Incoming	5		2		2	3		1	2
Reciprocal Support - Outgoing	3	3	6		6				
Paternity Proceedings	1	3	4	1	3				
Adoption	3	12	12		12	3	2	1	
TOTAL DOMESTIC	27	100	100	18	82	27	23	2	2
PROBATE									
Administration of Estates and Probate Proper	96	87	106	2	104	77	51	10	16
Determination of Death of Joint or Life Tenant	1	18	18		18	1	1		
Mental Health		3	3		3				
Guardianship and Conservatorship	15	11	25	1	24	1	1		
Other Probate									
TOTAL PROBATE	112	119	152	3	149	79	53	10	16
SMALL CLAIMS									
Possession of Personal Property (Replevin)		1	1		1				
Possession of Real Property (Entry and Detainer)		9	9		9				
Small Claims	45	363	362	1	361	46	44	2	
TOTAL SMALL CLAIMS	45	373	372	1	371	46	44	2	
JUVENILE									
Juvenile Delinquency	2	4	5	5		1		1	
Children in Need of Supervision		4	2	2		2	2		
Dependency and Neglect	4	5	5	5		4	3	1	
TOTAL JUVENILE	6	13	12	12		7	5	2	
COMBINED CIVIL CATEGORIES	242	746	752	58	694	236	192	19	25
FELONY									
Crime Against Person	2	1	2		5	1	1		
Crime Against Property	9	10	16	1	16	3	2	1	
Other Felony	22	30	40		43	12	6	6	
TOTAL FELONY	33	41	58	1	64	16	9	7	
MISDEMEANORS									
DWI	22	57	60	3	57	19	13	2	4
Other Traffic	55	1,037	1,008	12	996	84	47	15	22
Appeals from City-Funded Courts									
Other Misdemeanors	62	241	270	3	267	33	28	3	2
TOTAL MISDEMEANORS	139	1,335	1,338	18	1,320	136	88	20	28
COMBINED CRIMINAL CATEGORIES	172	1,376	1,396	19	1,384	152	97	27	28
GRAND TOTAL ALL CATEGORIES	414	2,122	2,148	77	2,078	388	289	46	53

APPLICATION FOR LICENSES:	Filed	Issued	Appealed	Contested	Uncontested
Beer	46	45			45
Bingo	4	4			4
Pool Hall					

NUMBER OF PERSONS CERTIFIED FOR TRIAL AS ADULTS	Felony	Misdemeanors	Total

FELONY PRELIMINARY HEARINGS	Held	Waived		
	13	10		
FELONY POST-CONVICTION APPEALS	Filed	Terminated	Granted	Denied
	2	2		2
1976 BOND FORFEITURES	Felony	Misdemeanors	Traffic	Total
	2	2	28	32

1976 JURY DATA:	Civil	Criminal	Joint	Total
Number of Jury Terms Held			5	5
Number of Days Jury Was In Attendance	25			
Number of Grand Juries Called				

MISCELLANEOUS FILINGS:	
Mechanic's and Material Man's Liens	179
Notary Public Bonds	64
Fictitious Partnerships	
Tax Warrants	10
Power of Attorney, Revocation, Etc. [88 O.S. SUPP. 1974, 1056 (b)]	2
TOTAL	255
NUMBER OF DISPOSITION DOCKETS HELD	35

KIOWA COUNTY

Population No. of: District Judges <u>12</u> Associate Judges <u>25</u> Special Judges <u>1.00</u> Lawyers <u>18</u> LITIGATION BREAKDOWN	Total Cases Pending on Jan. 1, 1976	Total Cases Filed in 1976	Total Cases Terminated in 1976	Disposed of by Trial or After Contest	Disposed of without Trial or Contest	Total Cases Pending on Dec. 31, 1976	Age Breakdown in Months of Cases Pending on Dec. 31, 1976		
							0 to 12 Months	12 to 24 Months	over 24 Months
CIVIL									
Auto Negligence	5	6	6	1	5	5	2		3
Other Tort	6	4	6		6	4	3		1
Len or Mortgage Foreclosure	5	6	3	1	2	8	5	1	2
Real Property	6	18	12		12	12	10	2	
Contractual	10	23	17		17	16	9	4	3
Appeals from Admin. Tribunals	53					53			53
Injunction, Quo Warranto, Mandamus, Habeas Corpus, Etc.		2				2	2		
Other Civil	1	13	13		13	1	1		
TOTAL CIVIL	86	72	57	2	55	101	32	7	62
DOMESTIC									
Divorce	29	87	85		85	31	21	7	3
Separate Maintenance	1		1		1				
Annulment		1	1		1				
Reciprocal Support - Incoming	1	7	3	3		5		1	
Reciprocal Support - Outgoing	2	1	2	2		1			1
Paternity Proceedings									
Adoption	5	7	8		8	4	1		3
TOTAL DOMESTIC	38	103	100	5	95	41	26	8	7
PROBATE									
Administration of Estates and Probate Proper	60	67	63	1	62	64	41	9	14
Determination of Death of Joint or Life Tenant	4	32	33		33	3	3		
Mental Health		15	15		15				
Guardianship and Conservatorship	58	5	7		7	56	4	6	46
Other Probate									
TOTAL PROBATE	122	119	118	1	117	123	48	15	60
SMALL CLAIMS									
Possession of Personal Property (Replevin)									
Possession of Real Property (Entry and Detainer)	1		1		1				
Small Claims	67	108	148	16	132	27	14	13	
TOTAL SMALL CLAIMS	68	108	149	16	133	27	14	13	
JUVENILE									
Juvenile Delinquency	2	6	6	2	2	2	1	1	
Children in Need of Supervision	2	7	5	5		4	2	1	1
Dependency and Neglect	1	2				3	2	1	
TOTAL JUVENILE	5	15	11	7	2	9	5	3	1
COMBINED CIVIL CATEGORIES	319	417	435	31	402	301	125	46	130
FELONY									
Crime Against Person	13	9	12	1	11	10	3		7
Crime Against Property	75	22	22	6	20	75	17	16	42
Other Felony	15	35	22	3	21	28	25	1	2
TOTAL FELONY	103	66	56	10	52	113	45	17	51
MISDEMEANORS									
DWI	7	109	90	1	89	26	24	1	1
Other Traffic	197	1,345	1,263	14	1,249	279	179	50	50
Appeals from City-Funded Courts									
Other Misdemeanors	52	190	191	6	185	51	36	13	2
TOTAL MISDEMEANORS	256	1,644	1,544	21	1,523	356	239	64	53
COMBINED CRIMINAL CATEGORIES	359	1,710	1,600	31	1,575	469	284	81	104
GRAND TOTAL ALL CATEGORIES	678	2,127	2,035	62	1,977	770	409	127	234

APPLICATION FOR LICENSES:	Filed	Issued	Appealed	Contested	Uncontested
Beer	37	37			37
Bingo					
Pool Hall	3	3			3

NUMBER OF PERSONS CERTIFIED FOR TRIAL AS ADULTS	Felony	Misdemeanors	Total

FELONY PRELIMINARY HEARINGS	Held	Waived
	30	15

FELONY POST-CONVICTION APPEALS	Filed	Terminated	Granted	Denied
	1			

1976 BOND FORFEITURES	Felony	Misdemeanors	Traffic	Total
	3	2	56	61

1976 JURY DATA:	Civil	Criminal	Joint	Total
Number of Jury Terms Held			2	2
Number of Days Jury Was in Attendance	10			
Number of Grand Juries Called				

MISCELLANEOUS FILINGS:	
Mechanic's and Material Man's Liens	22
Notary Public Bonds	42
Fictitious Partnerships	
Tax Warrants	3
Power of Attorney, Revocation, Etc. [58 O.S. SUPP. 1974, 1058 (b)]	67
TOTAL	67
NUMBER OF DISPOSITION DOCKETS HELD	2

LATIMER COUNTY

Population No. of: District Judges 8,601 Associate Judges 33 Special Judges 1.00 Lawyers 6 LITIGATION BREAKDOWN	Total Cases Pending on Jan. 1, 1976	Total Cases Filed in 1976	Total Cases Terminated in 1976	Disposed of by Trial or After Contest	Disposed of without Trial or Contest	Total Cases Pending on Dec. 31, 1976	Age Breakdown in Months of Cases Pending on Dec. 31, 1976		
							0 to 12 Months	12 to 24 Months	over 24 Months
CIVIL									
Auto Negligence	5	4	7	2	5	2	2		
Other Tort									
Lease or Mortgage Foreclosure	3	6	8	2	6	1	1		
Real Property	17	18	16	1	15	19	16	3	
Contractual	11	29	23	1	22	17	12	5	
Appeals from Admin. Tribunals Injunction, Quo Warranto, Mandamus, Habeas Corpus, Etc.									
Other Civil	3	4	4		4	3	3		
TOTAL CIVIL	39	61	58	6	52	42	34	8	
DOMESTIC									
Divorce	55	68	59	6	51	64	55	9	
Separate Maintenance	8	8	9		9	7	7		
Annulment		1	1		1				
Reciprocal Support -- Incoming	1	1				2	2		
Reciprocal Support -- Outgoing	1	1				2	2		
Paternity Proceedings									
Adoption		10	10		10				
TOTAL DOMESTIC	65	89	79	6	71	75	66	9	
PROBATE									
Administration of Estates and Probate Proper	36	55	41	1	40	50	40	10	
Determination of Death of Joint or Life Tenant	2	10	12		12				
Mental Health		16	16		16				
Guardianship and Conservatorship		8	7		7	1	1		
Other Probate									
TOTAL PROBATE	38	89	76	1	75	51	41	10	
SMALL CLAIMS									
Possession of Personal Property (Replevin)									
Possession of Real Property (Entry and Detainer)									
Small Claims	96	175	185	75	110	86	75	11	
TOTAL SMALL CLAIMS	96	175	185	75	110	86	75	11	
JUVENILE									
Juvenile Delinquency		4	4	4					
Children in Need of Supervision	8	4	12	7	5				
Dependency and Neglect		7	4	4		3	3		
TOTAL JUVENILE	8	15	20	15	5	3	3		
COMBINED CIVIL CATEGORIES	246	429	418	103	313	257	219	38	
FELONY									
Crime Against Person	26	20	43	3	40	3	2	1	
Crime Against Property	10	34	36		36	8	5	3	
Other Felony									
TOTAL FELONY	36	54	79	3	76	11	7	4	
MISDEMEANORS									
DWI	6	19	24		24	1	1		
Other Traffic	23	590	596	1	595	17	14	3	
Appeals from City-Funded Courts									
Other Misdemeanors	74	200	181	1	180	93	86	7	
TOTAL MISDEMEANORS	103	809	801	2	799	111	101	10	
COMBINED CRIMINAL CATEGORIES	139	863	880	5	875	122	108	14	
GRAND TOTAL ALL CATEGORIES	385	1,292	1,298	108	1,188	379	327	52	

APPLICATION FOR LICENSES:	Filed	Issued	Appealed	Contested	Uncontested
Beer	34	34		1	33
Bingo	1	1			1
Pool Hall					

NUMBER OF PERSONS CERTIFIED FOR TRIAL AS ADULTS	Felony	Misdemeanors	Total
		2	2

FELONY PRELIMINARY HEARINGS	Held	Waived		
	7	28		
FELONY POST-CONVICTION APPEALS	Filed	Terminated	Granted	Denied
1976 BOND FORFEITURES	Felony	Misdemeanors	Traffic	Total
	1	43	6	50

1976 JURY DATA:	Civil	Criminal	Joint	Total
Number of Jury Terms Held			4	4
Number of Days Jury Was in Attendance	8			
Number of Grand Juries Called				

MISCELLANEOUS FILINGS:	
Mechanic's and Material Man's Liens	12
Notary Public Bonds	33
Fictitious Partnerships	
Tax Warrants	2
Power of Attorney, Revocation, Etc. [58 O.S. SUPP. 1974, 1056 (b)]	47
TOTAL	47
NUMBER OF DISPOSITION DOCKETS HELD	3

LEFLORE COUNTY

Population No. of: District Judges 32,137 Associate Judges 33 Special Judges 1.00 Lawyers 25 LITIGATION BREAKDOWN	Total Cases Pending on Jan. 1, 1976	Total Cases Filed in 1976	Total Cases Terminated in 1976	Disposed of by Trial or After Contest	Disposed of without Trial or Contest	Total Cases Pending on Dec. 31, 1976	Age Breakdown in Months of Cases Pending on Dec. 31, 1976		
							0 to 12 Months	12 to 24 Months	over 24 Months
CIVIL									
Auto Negligence	23	38	41	21	20	20	12	7	1
Other Tort	11	31	28	10	18	14	10	4	
Lien or Mortgage Foreclosure	16	33	30	14	16	19	11	6	2
Real Property	75	201	211	57	154	65	50	9	6
Contractual	11	62	64	24	40	9	7	2	
Appeals from Admin. Tribunals	5	12	11	9	2	6	6		
Injunction, Quo Warranto, Mandamus, Habeas Corpus, Etc.	6	42	40	20	20	8	7	1	
Other Civil									
TOTAL CIVIL	147	419	425	155	270	141	103	29	9
DOMESTIC									
Divorce	62	439	453	54	399	48	40	8	
Separate Maintenance		3	3		3				
Annulment		2	2		2				
Reciprocal Support - Incoming	9	23	18	2	16	14	11	3	
Reciprocal Support - Outgoing	7	9	5		5	11	9	2	
Paternity Proceedings									
Adoption		37	34	2	32	3	3		
TOTAL DOMESTIC	78	513	515	58	457	76	63	13	
PROBATE									
Administration of Estates and Probate Proper	40	70	71	9	62	39	21	12	6
Determination of Death of Joint or Life Tenant	2	36	33		35	5	5		
Mental Health	13	64	58	1	57	19	12	4	3
Guardianship and Conservatorship	41	45	43	1	42	43	25	14	4
Other Probate									
TOTAL PROBATE	96	215	205	11	196	106	63	30	13
SMALL CLAIMS									
Possession of Personal Property (Replevin)	8	6	11	10	13	3	3		
Possession of Real Property (Entry and Detainer)	16	75	68	18	50	23	23		
Small Claims	56	1,150	956	70	886	250	250		
TOTAL SMALL CLAIMS	80	1,231	1,035	98	949	276	276		
JUVENILE									
Juvenile Delinquency	4	51	43	1	42	12	10	2	
Children in Need of Supervision	3	26	27		27	2	2		
Dependency and Neglect	3	9	10		10	2	2		
TOTAL JUVENILE	10	86	80	1	79	16	14	2	
COMBINED CIVIL CATEGORIES	411	2,464	2,260	323	1,951	615	519	74	22
FELONY									
Crime Against Person	39	114	119	46	73	34	28	6	
Crime Against Property	10	84	88	18	50	26	22	4	
Other Felony	12	39	33	6	27	18	15	3	
TOTAL FELONY	61	237	220	70	150	78	65	13	
MISDEMEANORS									
DWI	100	93	154	5	149	39	30	9	
Other Traffic	337	2,059	2,251	19	2,232	145	121	24	
Appeals from City-Funded Courts		6	4	2	2	2	2		
Other Misdemeanors	60	735	738	15	723	57	40	17	
TOTAL MISDEMEANORS	497	2,893	3,147	41	3,106	243	193	50	
COMBINED CRIMINAL CATEGORIES	558	3,130	3,367	111	3,256	321	258	63	
GRAND TOTAL ALL CATEGORIES	969	5,594	5,627	434	5,207	936	777	137	22

APPLICATION FOR LICENSES:	Filed	Issued	Appealed	Contested	Uncontested
Beer	128	123	1	4	123
Bingo	3	3			3
Pool Hall					

NUMBER OF PERSONS CERTIFIED FOR TRIAL AS ADULTS	Felony	Misdemeanors	Total
	2		2

FELONY PRELIMINARY HEARINGS	Held	Waived
	114	123

FELONY POST-CONVICTION APPEALS	Filed	Terminated	Granted	Denied
	3	3	1	2

1976 BOND FORFEITURES	Felony	Misdemeanors	Traffic	Total
	6	89	153	248

1976 JURY DATA:	Civil	Criminal	Joint	Total
Number of Jury Terms Held	2		8	10
Number of Days Jury Was In Attendance	83			
Number of Grand Juries Called	1			

MISCELLANEOUS FILINGS:

Mechanic's and Material Man's Liens	31
Notary Public Bonds	104
Fictitious Partnerships	4
Tax Warrants	19
Power of Attorney, Revocation, Etc. [58 O.S. SUPP. 1974, 1056 (b)]	158
TOTAL	158
NUMBER OF DISPOSITION DOCKETS HELD	4

LINCOLN COUNTY

Population No. of: District Judges 1,482 Associate Judges 1,00 Special Judges 1,00 Lawyers 18 LITIGATION BREAKDOWN	Total Cases Pending on Jan. 1, 1976	Total Cases Filed in 1976	Total Cases Terminated in 1976	Disposed of by Trial or After Contest	Disposed of without Trial or Contest	Total Cases Pending on Dec. 31, 1976	Age Breakdown in Months of Cases Pending on Dec. 31, 1976		
							0 to 12 Months	12 to 24 Months	over 24 Months
CIVIL									
Auto Negligence	19	28	33	2	31	14	13	1	
Other Tort	6	28	15	2	13	19	18	1	
Lien or Mortgage Foreclosure	12	25	23	1	23	14	13	1	
Real Property	22	47	50	6	44	19	16	3	
Contractual	95	165	160	10	149	100	94	5	1
Appeals from Admin. Tribunals		6	4	2	2	2	2		
Injunction, Quo Warranto, Mandamus, Habeas Corpus, Etc.	7	9	8	4	6	8	5	3	
Other Civil	4	42	43	2	41	3	3		
TOTAL CIVIL	165	350	336	29	309	179	164	14	1
DOMESTIC									
Divorce	28	181	180	14	166	29	29		
Separate Maintenance		1	1		1				
Annulment									
Reciprocal Support - Incoming	1	10	9	2	7	2	2		
Reciprocal Support - Outgoing		5	5		5				
Paternity Proceedings	2		2		2				
Adoption	1	16	16		15	1	1		
TOTAL DOMESTIC	32	213	213	16	196	32	32		
PROBATE									
Administration of Estates and Probate Proper	63	91	80	1	79	74	63	8	3
Determination of Death of Joint or Life Tenant		34	33		33	1	1		
Mental Health		18	18	1	17				
Guardianship and Conservatorship		23	20	4	16	3	3		
Other Probate									
TOTAL PROBATE	63	166	151	6	145	78	67	8	3
SMALL CLAIMS									
Possession of Personal Property (Replevin)		3	3	3					
Possession of Real Property (Entry and Detainer)		1	1	1					
Small Claims	150	444	449	30	419	145	102	18	25
TOTAL SMALL CLAIMS	150	448	453	34	419	145	102	18	25
JUVENILE									
Juvenile Delinquency	15	16	27	10	6	4	2	2	
Children in Need of Supervision	1	28	21	20	4	8	6	1	1
Dependency and Neglect	1	14	10	10	4	5	5		
TOTAL JUVENILE	17	58	58	40	14	17	13	3	1
COMBINED CIVIL CATEGORIES	427	1,235	1,211	125	1,083	451	378	43	30
FELONY									
Crime Against Person	9	17	17	1	15	9	5	3	1
Crime Against Property	70	85	65	4	70	90	47	37	6
Other Felony	4	55	44	9	36	15	14	1	
TOTAL FELONY	83	157	126	14	121	114	66	41	7
MISDEMEANORS									
DWI	43	77	103	16	87	17	13		4
Other Traffic	304	2,975	2,832	72	2,760	447	230	92	125
Appeals from City-Funded Courts		1	1		1				
Other Misdemeanors	202	428	482	96	386	148	80	32	36
TOTAL MISDEMEANORS	549	3,481	3,418	184	3,234	612	323	124	165
COMBINED CRIMINAL CATEGORIES	632	3,638	3,544	198	3,355	726	389	165	172
GRAND TOTAL ALL CATEGORIES	1,059	4,873	4,755	323	4,438	1,177	767	208	202

APPLICATION FOR LICENSES:	Filed	Issued	Appealed	Contested	Uncontested
Beer	60	56		3	56
Bingo	1	1			1
Pool Hall	1	1			1

NUMBER OF PERSONS CERTIFIED FOR TRIAL AS ADULTS	Felony	Misdemeanors	Total
	4		4

FELONY PRELIMINARY HEARINGS	Filed	Terminated	Granted	Denied
	69	26		

FELONY POST-CONVICTION APPEALS	Filed	Terminated	Granted	Denied
	2	2		2

1976 BOND FORFEITURES	Felony	Misdemeanors	Traffic	Total
		65	29	94

1976 JURY DATA:	Civil	Criminal	Joint	Total
Number of Jury Terms Held			3	3
Number of Days Jury Was In Attendance	27			
Number of Grand Juries Called				

MISCELLANEOUS FILINGS:

Mechanic's and Material Man's Liens	71
Notary Public Bonds	74
Fictitious Partnerships	
Tax Warrants	
Power of Attorney, Revocation, Etc. [58 O.S. SUPP. 1974, 1056 (b)]	31
TOTAL	176
NUMBER OF DISPOSITION DOCKETS HELD	9

LOGAN COUNTY

Population No. of: District Judges 19,645 Associate Judges 50 Special Judges 100 Lawyers 17 LITIGATION BREAKDOWN	Total Cases Filed on Jan. 1, 1976	Total Cases Filed in 1976	Total Cases Terminated in 1976	Disposed of by Trial or After Contest	Disposed of without Trial or Contest	Total Cases Pending on Dec. 31, 1976	Age Breakdown in Months of Cases Pending on Dec. 31, 1976		
							0 to 12 Months	12 to 24 Months	over 24 Months
CIVIL									
Auto Negligence	7	16	16		16	7	7		
Other Tort	3	17	7	4	3	13	12	1	
Lien or Mortgage Foreclosure	17	46	33	10	23	30	22	8	
Real Property	17	37	37	3	34	17	9	8	
Contractual	15	25	26	1	25	14	11	1	2
Appeals from Admin. Tribunals	1	7	7		7	1	1		
Injunction, Quo Warranto, Mandamus, Habeas Corpus, Etc.	3	40	42	1	41	1	1		
Other Civil		5	5		5				
TOTAL CIVIL	63	193	173	19	154	83	63	18	2
DOMESTIC									
Divorce	32	178	158	27	131	52	48	2	2
Separate Maintenance									
Annulment									
Reciprocal Support - Incoming	3	15	9	3	6	9	8	1	
Reciprocal Support - Outgoing	4	2	4	1	3	2		1	1
Paternity Proceedings									
Adoption	4	18	16		16	6	3	1	2
TOTAL DOMESTIC	43	213	187	31	156	69	59	5	5
PROBATE									
Administration of Estates and Probate Proper	148	123	114	6	108	157	97	40	20
Determination of Death of Joint or Life Tenant		43	39		39	4	4		
Mental Health		12	12	3	9				
Guardianship and Conservatorship	33	24	9	2	7	48	31	8	9
Other Probate									
TOTAL PROBATE	181	202	174	11	163	209	132	48	29
SMALL CLAIMS									
Possession of Personal Property (Replevin)		15	9	3	6	6	6		
Possession of Real Property (Entry and Detainer)	2	14	13	6	7	3	3		
Small Claims	38	356	314	65	249	80	75	5	
TOTAL SMALL CLAIMS	40	385	336	74	262	89	84	5	
JUVENILE									
Juvenile Delinquency	8	30	26	4	22	12	9	1	2
Children in Need of Supervision	3	24	22	2	20	5	3		2
Dependency and Neglect	7	15	15	1	14	7	5		2
TOTAL JUVENILE	18	69	63	7	56	24	17	1	6
COMBINED CIVIL CATEGORIES	345	1,062	933	142	791	474	355	77	42
FELONY									
Crime Against Person	8	13	16	6	10	5	4	1	
Crime Against Property	14	42	38		38	18	9	1	8
Other Felony	30	78	62	5	57	46	28	12	6
TOTAL FELONY	52	133	116	11	105	69	41	14	14
MISDEMEANORS									
DWI	69	37	63	1	62	43	19	12	12
Other Traffic	460	3,131	2,973	10	2,963	618	203	149	266
Appeals from City-Funded Courts	4	8	10	1	9	2	1		1
Other Misdemeanors	119	398	370	1	369	147	92	27	28
TOTAL MISDEMEANORS	652	3,574	3,416	13	3,403	810	315	188	307
COMBINED CRIMINAL CATEGORIES	704	3,707	3,532	24	3,508	879	356	202	321
GRAND TOTAL ALL CATEGORIES	1,049	4,769	4,465	166	4,299	1,353	711	279	363

APPLICATION FOR LICENSES:	Filed	Issued	Appealed	Contested	Uncontested
Beer	75	73			74
Bingo	5	6			6
Pool Hall	9	9			9

NUMBER OF PERSONS CERTIFIED FOR TRIAL AS ADULTS	Felony	Misdemeanors	Total
	3		3

FELONY PRELIMINARY HEARINGS	Held	Waived
	43	27

FELONY POST-CONVICTION APPEALS	Filed	Terminated	Granted	Denied
	4	4		4

1976 BOND FORFEITURES	Felony	Misdemeanors	Traffic	Total
		23	738	761

1976 JURY DATA:	Civil	Criminal	Joint	Total
Number of Jury Terms Held		4	2	6
Number of Days Jury Was in Attendance	23			
Number of Grand Juries Called				

MISCELLANEOUS FILINGS:

Mechanic's and Material Man's Liens	101
Notary Public Bonds	98
Fictitious Partnerships	
Tax Warrants	16
Power of Attorney, Revocation, Etc.	10
[58 O.S. SUPP. 1974, 1056 (b)]	
TOTAL	225
NUMBER OF DISPOSITION DOCKETS HELD	6

LOVE COUNTY

LITIGATION BREAKDOWN	Total Cases Pending on Jan. 1, 1976	Total Cases Filed in 1976	Total Cases Terminated in 1976	Disposed of by Trial or After Contest	Disposed of without Trial or Contest	Total Cases Pending on Dec. 31, 1976	Age Breakdown in Months of Cases Pending on Dec. 31, 1976		
							0 to 12 Months	12 to 24 Months	over 24 Months
CIVIL									
Auto Negligence	2	5	5	1	4	2	2		
Other Tort	7	7	2	1	1	12	5	7	
Lien or Mortgage Foreclosure	1					1		1	
Real Property	8	1	4		4	5		5	
Contractual	1	27	12	6	6	16	14	2	
Appeals from Admin. Tribunals		1				1	1		
Injunction, Quo Warranto, Mandamus, Habeas Corpus, Etc.		5				5	5		
Other Civil	39	38	26	2	24	51	17	31	
TOTAL CIVIL	58	84	49	10	39	93	44	49	
DOMESTIC									
Divorce	26	97	77		77	46	26	6	14
Separate Maintenance									
Annulment	1					1			1
Reciprocal Support - Incoming		5	1		1	4	4		
Reciprocal Support - Outgoing									
Paternity Proceedings									
Adoption	2	5	4		4	3	3		
TOTAL DOMESTIC	29	107	82		82	54	33	6	15
PROBATE									
Administration of Estates and Probate Proper	37	27	40		40	24	13	10	1
Determination of Death of Joint or Life Tenant	1	5	6		6				
Mental Health									
Guardianship and Conservatorship	2	2				4	2	2	
Other Probate	2	5	5		5	2	2		
TOTAL PROBATE	42	39	51		51	30	17	12	1
SMALL CLAIMS									
Possession of Personal Property (Replevin)									
Possession of Real Property (Entry and Detainer)									
Small Claims	10	130	102		102	38	28	10	
TOTAL SMALL CLAIMS	10	130	102		102	38	28	10	
JUVENILE									
Juvenile Delinquency									
Children in Need of Supervision		1				1	1		
Dependency and Neglect	3	18	8		8	13	11	2	
TOTAL JUVENILE	3	19	8		8	14	12	2	
COMBINED CIVIL CATEGORIES	142	379	292	10	28	229	134	69	16
FELONY									
Crime Against Person	16	23	21	1	20	18	13	4	1
Crime Against Property	11	20	20		20	11	10	1	
Other Felony	33	35	44		44	24	18	5	4
TOTAL FELONY	60	78	85	1	84	53	41	10	2
MISDEMEANORS									
DWI	20	49	30		30	39	25	7	7
Other Traffic	364	1,815	1,795		1,795	384	174	175	35
Appeals from City-Funded Courts	1		1		1				
Other Misdemeanors	73	261	209	1	208	125	82	18	25
TOTAL MISDEMEANORS	458	2,125	2,035	1	2,034	548	281	200	67
COMBINED CRIMINAL CATEGORIES	518	2,203	2,120	2	2,118	601	322	210	69
GRAND TOTAL ALL CATEGORIES	660	2,582	2,412	12	2,400	830	456	289	85

APPLICATION FOR LICENSES:	Filed	Issued	Appealed	Contested	Uncontested
Beer	48	47		1	47
Fingo	1	1			1
Pool Hall					

NUMBER OF PERSONS CERTIFIED FOR TRIAL AS ADULTS	Felony	Misdemeanors	Total

FELONY PRELIMINARY HEARINGS	Held	Waived
	20	7

FELONY POST-CONVICTION APPEALS	Filed	Terminated	Granted	Denied

1976 BOND FORFEITURES	Felony	Misdemeanors	Traffic	Total
	1	86	86	173

1976 JURY DATA:	Civil	Criminal	Joint	Total
Number of Jury Terms Held			2	2
Number of Days Jury Was In Attendance	23			
Number of Grand Juries Called				

MISCELLANEOUS FILINGS:

Mechanic's and Material Man's Liens	22
Notary Public Bonds	23
Fictitious Partnerships	
Tax Warrants	
Power of Attorney, Revocation, Etc. [58 O.S. SUPP. 1974, 1066 (b)]	
TOTAL	45

NUMBER OF DISPOSITION DOCKETS HELD	8
------------------------------------	---

MAJOR COUNTY

Population No. of: District Judges 7,529 Associate Judges 20 Special Judges 1,300 Lawyers 9 LITIGATION BREAKDOWN	Total Cases Pending on Jan. 1, 1976	Total Cases Filed in 1976	Total Cases Terminated in 1976	Disposed of by Trial or After Contest	Disposed of without Trial or Contest	Total Cases Pending on Dec. 31, 1976	Age Breakdown in Months of Cases Pending on Dec. 31, 1976		
							0 to 12 Months	12 to 24 Months	over 24 Months
CIVIL									
Auto Negligence	2	3	4	2	2	1		1	
Other Tort	6	2	7	2	5	1		1	
Lien or Mortgage Foreclosure	2	3	4	1	3	1		1	
Real Property	12	27	14	9	5	25	16	5	4
Contractual	18	39	23	3	20	34	25	4	5
Appeals from Admin. Tribunals		4	4	2	2				
Injunction, Quo Warranto, Mandamus, Habeas Corpus, Etc.	1	1	1		1	1	1		
Other Civil	1	25	21	14	7	5	5		
TOTAL CIVIL	42	104	78	33	45	68	48	11	9
DOMESTIC									
Divorce	12	57	57		58	12	12		
Separate Maintenance									
Annulment									
Reciprocal Support - Incoming	1	5	2		5	4	4		
Reciprocal Support - Outgoing									
Paternity Proceedings									
Adoption		2	1		1	1	1		
TOTAL DOMESTIC	13	64	60		64	17	17		
PROBATE									
Administration of Estates and Probate Proper	77	59	64		64	72	39	14	19
Determination of Death of Joint or Life Tenant		18	18		18				
Mental Health		2	2		2				
Guardianship and Conservatorship		9	8		8	1	1		
Other Probate									
TOTAL PROBATE	77	88	92		92	73	40	14	19
SMALL CLAIMS									
Possession of Personal Property (Replevin)	1		1		1				
Possession of Real Property (Entry and Detainer)									
Small Claims	94	332	317	16	301	109	51	46	12
TOTAL SMALL CLAIMS	95	332	318	16	302	109	51	46	12
JUVENILE									
Juvenile Delinquency	10	21	25		25	6	6		
Children in Need of Supervision	14	3	10		10	7	5	2	
Dependency and Neglect	3	5	5		5	3	3		
TOTAL JUVENILE	27	29	40		40	16	14	2	
COMBINED CIVIL CATEGORIES	254	617	588	49	543	283	170	73	40
FELONY									
Crime Against Person	2	9	3		3	8	2	5	1
Crime Against Property	30	17	15	3	12	32	16	11	5
Other Felony	5	7	2		2	10	2	8	
TOTAL FELONY	37	33	20	3	17	50	20	24	6
MISDEMEANORS									
DWI	28	59	67	2	65	20	20		
Other Traffic	61	984	969	16	953	76	47	20	9
Appeals from City-Funded Courts									
Other Misdemeanors	44	280	254	5	249	70	53	7	10
TOTAL MISDEMEANORS	133	1,323	1,290	23	1,267	166	120	27	19
COMBINED CRIMINAL CATEGORIES	170	1,356	1,310	26	1,284	216	140	51	25
GRAND TOTAL ALL CATEGORIES	424	1,973	1,898	75	1,827	499	310	124	65

APPLICATION FOR LICENSES:	Filed	Issued	Appealed	Contested	Uncontested
Beer	20	20			20
Bingo	1	1			1
Pool Hall					

NUMBER OF PERSONS CERTIFIED FOR TRIAL AS ADULTS	Felony	Misdemeanors	Total	
	2		2	
FELONY PRELIMINARY HEARINGS:	Held	Waived		
	8	7		
FELONY POST-CONVICTION APPEALS	Filed	Terminated	Granted	Denied
1976 BOND FORFEITURES	Felony	Misdemeanors	Traffic	Total
		6	69	75
1976 JURY DATA:	Civil	Criminal	Joint	Total
Number of Jury Terms Held	3	3		6
Number of Days Jury Was in Attendance	13			
Number of Grand Juries Called				

MISCELLANEOUS FILINGS:

Mechanic's and Material Man's Liens	27
Notary Public Bonds	27
Fictitious Partnerships	2
Tax Warrants	1
Power of Attorney, Revocation, Etc.	
[58 O.S. SUPP. 1974, 1055 (b)]	
TOTAL	57

NUMBER OF DISPOSITION DOCKETS HELD **10**

MARSHALL COUNTY

Population No. of: District Judges <u>7,682</u> Associate Judges <u>25</u> Special Judges <u>1,00</u> Lawyers <u>15</u> LITIGATION BREAKDOWN	Total Cases Pending on Jan. 1, 1976	Total Cases Filed In 1976	Total Cases Terminated In 1976	Disposed of by Trial or After Contest	Disposed of without Trial or Contest	Total Cases Pending on Dec. 31, 1976	Age Breakdown in Months of Cases Pending on Dec. 31, 1976		
							0 to 12 Months	12 to 24 Months	over 24 Months
CIVIL									
Auto Negligence	25	8	13	2	11	20	4	10	6
Other Tort	31	4	3		2	32	2	17	13
Lien or Mortgage Foreclosure	35	35	26	3	21	44	15	16	13
Real Property	29	20	15	2	24	34	4	18	12
Contractual	10	12	16	1	13	6	6		
Appeals from Admin. Tribunals	1	2	2	2		1		1	
Injunction, Quo Warranto, Mandamus, Habeas Corpus, Etc.	1	3	2	1	1	2	2		
Other Civil	25	7	6	1	5	26	3	13	10
TOTAL CIVIL	157	91	83	12	77	165	36	75	54
DOMESTIC									
Divorce	62	100	86	11	79	76	20	25	31
Separate Maintenance	2		1	1		1	1		
Annulment	2					2		2	
Reciprocal Support - Incoming	2	13	4	4		11	10	1	
Reciprocal Support - Outgoing	1					1		1	
Paternity Proceedings									
Adoption	1	9	9		9	1	1		
TOTAL DOMESTIC	70	122	100	16	88	92	32	29	31
PROBATE									
Administration of Estates and Probate Proper	31	45	39	1	31	37	15	13	9
Determination of Death of Joint or Life Tenant	12	12	10		10	14	8	3	3
Mental Health	13	12	4		3	21	11	4	6
Guardianship and Conservatorship	16	14				30	14	6	10
Other Probate	9	11	10		10	10	8	2	
TOTAL PROBATE	81	94	63	1	61	112	56	28	28
SMALL CLAIMS									
Possession of Personal Property (Replevin)									
Possession of Real Property (Entry and Detainer)									
Small Claims	143	179	148		148	174	59	50	65
TOTAL SMALL CLAIMS	143	179	148		148	174	59	50	65
JUVENILE									
Juvenile Delinquency	15	3	4	3	1	14	3	11	
Children in Need of Supervision	10	3	7	5	2	6	3	3	
Dependency and Neglect	2	1	2	2		1	1		
TOTAL JUVENILE	27	7	13	10	3	21	7	14	
COMBINED CIVIL CATEGORIES	478	493	407	39	377	564	190	196	178
FELONY									
Crime Against Person	34	50	51	4	47	33	16	13	4
Crime Against Property	53	12	26		26	39	7	25	7
Other Felony	22	9	17		17	14	4	6	4
TOTAL FELONY	109	71	94	4	90	86	27	44	15
MISDEMEANORS									
DWI	43	36	59	26	39	20	13	7	
Other Traffic	139	1,103	1,142	26	1,099	100	90	10	
Appeals from City-Funded Courts	2					2		2	
Other Misdemeanors	104	235	270	55	235	69	47	11	11
TOTAL MISDEMEANORS	288	1,374	1,471	107	1,373	191	150	30	11
COMBINED CRIMINAL CATEGORIES	397	1,445	1,565	111	1,463	277	177	74	26
GRAND TOTAL ALL CATEGORIES	875	1,938	1,972	150	1,840	841	367	270	204

APPLICATION FOR LICENSES:	Filed	Issued	Appealed	Contested	Uncontested
Beer	58	52		4	54
Bingo					
Pool Hall					

NUMBER OF PERSONS CERTIFIED FOR TRIAL AS ADULTS	Felony	Misdemeanors	Total

FELONY PRELIMINARY HEARINGS	Filed	Terminated	Granted	Denied
	22	2		

FELONY POST-CONVICTION APPEALS	Felony	Misdemeanors	Traffic	Total
	2	2	1	1

1976 BOND FORFEITURES	Felony	Misdemeanors	Traffic	Total
		59	94	153

1976 JURY DATA:	Civil	Criminal	Joint	Total
Number of Jury Terms Held	1	1	2	4
Number of Days Jury Was in Attendance	17			
Number of Grand Juries Called	1			

MISCELLANEOUS FILINGS:

Mechanic's and Material Men's Liens	26
Notary Public Bonds	45
Fictitious Partnerships	
Tax Warrants	
Power of Attorney, Revocation, Etc. [58 O.S. SUPP. 1974, 1056 (b)]	71
TOTAL	71
NUMBER OF DISPOSITION DOCKETS HELD	2

MAYES COUNTY

Population No. of: District Judges 23,302 Associate Judges 33 Special Judges 1,00 Lawyers 20 LITIGATION BREAKDOWN	Total Cases Pending on Jan. 1, 1976	Total Cases Filed In 1976	Total Cases Terminated In 1976	Disposed of by Trial or After Contest	Disposed of without Trial or Contest	Total Cases Pending on Dec. 31, 1976	Age Breakdown in Months of Cases Pending on Dec. 31, 1976		
							0 to 12 Months	12 to 24 Months	over 24 Months
CIVIL									
Auto Negligence	32	34	34	7	27	32	18	11	3
Other Tort	17	8	13	2	11	12	5	7	
Lien or Mortgage Foreclosure	6	18	13	3	10	11	8	2	1
Real Property	26	71	58	12	46	39	31	5	3
Contractual	83	154	179	26	153	58	51	5	2
Appeals from Admn. Tribunals	1	10	9	8	1	2	2		
Injunction, Quo Warranto, Mandamus, Habeas Corpus, Etc.	7	17	21	15	6	3	2	1	
Other Civil	15	48	56	6	50	7	6	1	
TOTAL CIVIL	187	360	383	79	304	164	123	32	9
DOMESTIC									
Divorce	213	244	376	38	338	81	56	4	21
Separate Maintenance	5		5		5				
Annulment	3	12	13	1	12	2	1		1
Reciprocal Support - Incoming	31	19	5		5	45	15	5	25
Reciprocal Support - Outgoing	8	8	10		10	6			6
Paternity Proceedings		1				1	1		
Adoption	7	23	20		20	10	4		6
TOTAL DOMESTIC	267	307	429	39	390	145	77	9	59
PROBATE									
Administration of Estates and Probate Proper	103	72	67	2	65	108	40	22	46
Determination of Death of Joint or Life Tenant	10	39	41		41	8	5	2	1
Mental Health	25	47	46	5	41	26	1	2	23
Guardianship and Conservatorship	6	2	3		3	5		4	1
Other Probate	5	17	15		15	7	2	1	4
TOTAL PROBATE	149	177	172	7	165	154	48	31	75
SMALL CLAIMS									
Possession of Personal Property (Replevin)	6	20	23	4	19	3	3		
Possession of Real Property (Entry and Detainer)	18	69	76	15	61	11	11		
Small Claims	462	607	936	77	859	133	120	10	3
TOTAL SMALL CLAIMS	486	696	1,035	96	939	147	134	10	3
JUVENILE									
Juvenile Delinquency	64	42	77	10	67	29	11	13	5
Children in Need of Supervision	82	26	51	2	82	24	8	13	3
Dependency and Neglect	9	21	22	2	20	8	2	4	2
TOTAL JUVENILE	155	89	150	14	169	61	21	30	10
COMBINED CIVIL CATEGORIES	1,244	1,629	2,202	235	1,967	671	403	112	156
FELONY									
Crime Against Person	15	51	43	6	42	26	22	3	1
Crime Against Property	142	106	175		186	73	52	16	5
Other Felony	88	148	133	2	143	103	76	26	1
TOTAL FELONY	248	305	351	8	371	202	150	45	7
MISDEMEANORS									
DWI	28	121	113	22	91	36	30	1	5
Other Traffic	171	2,089	1,990	142	1,848	270	206	49	15
Appeals from City-Funded Courts									
Other Misdemeanors	193	747	651	88	631	389	151	58	80
TOTAL MISDEMEANORS	392	2,957	2,754	222	2,570	595	387	108	100
COMBINED CRIMINAL CATEGORIES	640	3,282	3,105	230	2,941	797	537	153	107
GRAND TOTAL ALL CATEGORIES	1,884	4,891	5,307	465	4,808	1,468	940	265	263

APPLICATION FOR LICENSES:	Filed	Issued	Appealed	Contested	Uncontested
Beer	132	129		3	128
Bingo	6	6			6
Pool Hall	6	6			6

NUMBER OF PERSONS CERTIFIED FOR TRIAL AS ADULTS	Felony	Misdemeanors	Total
	2		2

FELONY PRELIMINARY HEARINGS	Held	Waived		
	45	51		
FELONY POST-CONVICTION APPEALS	Filed	Terminated	Granted	Denied
1976 BOND FORFEITURES	Felony	Misdemeanors	Traffic	Total
		34	109	143

1976 JURY DATA:	Civil	Criminal	Joint	Total
Number of Jury Terms Held	2	1	4	7
Number of Days Jury Was In Attendance	32			
Number of Grand Juries Called				

MISCELLANEOUS FILINGS:	
Mechanic's and Material Man's Liens	85
Notary Public Bonds	98
Fictitious Partnerships	1
Tax Warrants	19
Power of Attorney, Revocation, Etc. [58 O.S. SUPP. 1974, 1056 (b)]	
TOTAL	203
NUMBER OF DISPOSITION DOCKETS HELD	6

McCLAIN COUNTY

Population No. of: District Judges 14,157 Associate Judges 50 Special Judges 1,00 Lawyers 17 LITIGATION BREAKDOWN	Total Cases Pending on Jan. 1, 1976	Total Cases Filed in 1976	Total Cases Terminated in 1976	Disposed of by Trial or After Contest	Disposed of without Trial or Contest	Total Cases Pending on Dec. 31, 1976	Age Breakdown in Months of Cases Pending on Dec. 31, 1976		
							0 to 12 Months	12 to 24 Months	over 24 Months
CIVIL									
Auto Negligence	18	18	12	1	11	24	13	4	7
Other Tort	26	16	12	4	8	30	9	11	10
Lien or Mortgage Foreclosure	16	17	19	7	12	14	9	4	1
Real Property	30	47	32	4	28	45	29	3	13
Contractual	67	51	46	3	43	72	30	27	15
Appeals from Admin. Tribunals	2		2	1	1				
Injunction, Quo Warranto, Mandamus, Habeas Corpus, Etc.	12	3	7	3	4	8	2	3	3
Other Civil	21	28	30	2	28	19	9	4	6
TOTAL CIVIL	192	180	150	25	135	212	101	56	55
DOMESTIC									
Divorce	127	152	131	12	119	148	49	25	74
Separate Maintenance									
Annulment	1	2	2		2	1			1
Reciprocal Support -- Incoming	7	8	4		4	11	4	2	5
Reciprocal Support -- Outgoing	5	5	2		2	8	3		5
Paternity Proceedings	1		1		1				
Adoption	2	16	14		14	4	3		1
TOTAL DOMESTIC	143	183	154	12	142	172	59	27	86
PROBATE									
Administration of Estates and Probate Proper	75	64	62	5	57	77	33	9	35
Determination of Death of Joint or Life Tenant	4	15	15		15	4	2		2
Mental Health	1	4	4		4	1			1
Guardianship and Conservatorship	6	14	16		16	4	2		2
Other Probate	1	8	9		9				
TOTAL PROBATE	87	105	106	5	101	86	37	9	40
SMALL CLAIMS									
Possession of Personal Property (Replevin)									
Possession of Real Property (Entry and Detainer)	2	6	5		5	3	2	1	
Small Claims	59	137	101	4	97	95	41	30	24
TOTAL SMALL CLAIMS	61	143	106	4	102	98	43	31	24
JUVENILE									
Juvenile Delinquency	5	10	7	1	6	8	3	3	2
Children in Need of Supervision	4	8	11	1	10	1		1	
Dependency and Neglect	3	6	2	1	1	7	4	2	1
TOTAL JUVENILE	12	24	20	3	17	16	7	6	3
COMBINED CIVIL CATEGORIES	495	635	546	49	497	584	247	129	208
FELONY									
Crime Against Person	22	19	8	1	7	33	14	7	12
Crime Against Property	47	28	23	3	20	52	16	12	24
Other Felony	107	56	47	4	43	116	40	28	48
TOTAL FELONY	176	103	78	8	70	201	70	47	84
MISDEMEANORS									
DWI	51	41	48	3	45	44	20	7	17
Other Traffic	486	2,643	2,552	30	2,522	577	314	136	127
Appeals from City-Funded Courts	12	10	16		16	6	6		
Other Misdemeanors	114	283	292	5	287	105	54	32	19
TOTAL MISDEMEANORS	663	2,977	2,908	38	2,870	732	394	175	163
COMBINED CRIMINAL CATEGORIES	839	3,080	2,986	46	2,940	933	464	222	247
GRAND TOTAL ALL CATEGORIES	1,334	3,715	3,532	95	3,437	1,517	711	351	455

APPLICATION FOR LICENSES:	Filed	Issued	Appealed	Contested	Uncontested
Beer	36	36			36
Bingo	2	2			2
Pool Hall					

NUMBER OF PERSONS CERTIFIED FOR TRIAL AS ADULTS	Felony	Misdemeanors	Total
	4		4

FELONY PRELIMINARY HEARINGS	Held	Waived
	26	21

FELONY POST-CONVICTION APPEALS	Filed	Terminated	Granted	Denied

1976 BOND FORFEITURES	Felony	Misdemeanors	Traffic	Total
		6	87	93

1976 JURY DATA:	Civil	Criminal	Joint	Total
Number of Jury Terms Held			2	2
Number of Days Jury Was in Attendance	19			
Number of Grand Juries Called				

MISCELLANEOUS FILINGS:	
Mechanic's and Material Man's Liens	57
Notary Public Bonds	57
Fictitious Partnerships	1
Tax Warrants	20
Power of Attorney, Revocation, Etc.	1
(88 O.S. SUPP. 1974, 1056 (b))	
TOTAL	136

NUMBER OF DISPOSITION DOCKETS FILED	1
--	---

McCURTAIN COUNTY

Population No. of: District Judges 28,642 Associate Judges 33 Special Judges 1,000 Lawyers 1,000 LITIGATION BREAKDOWN	Total Cases Pending on Jan. 1, 1976	Total Cases Filled In 1976	Total Cases Terminated In 1976	Disposed of by Trial or After Contest	Disposed of without Trial or Contest	Total Cases Pending on Dec. 31, 1976	Age Breakdown in Months of Cases Pending on Dec. 31, 1976		
							0 to 12 Months	13 to 24 Months	over 24 Months
CIVIL									
Auto Negligence	20	38	37	12	25	21	21		
Other Tort	5	18	13	6	7	10	6	2	2
Lien or Mortgage Foreclosure	16	74	73	20	53	17	17		
Real Property	32	158	152	2	150	38	38		
Contractual	50	84	93	18	75	41	39	2	
Appeals from Admin. Tribunals		10	9	1	8	1	1		
Injunction, Quo Warranto, Mandamus, Habeas Corpus, Etc.	2	13	6	2	4	9	9		
Other Civil	19	33	35	5	30	17	10	2	5
TOTAL CIVIL	144	428	418	66	352	154	141	6	7
DOMESTIC									
Divorce	91	414	416	72	344	89	89		
Separate Maintenance		1	1	1					
Annulment		13	13		13				
Reciprocal Support - Incoming	19	27	30	17	12	16	15	1	
Reciprocal Support - Outgoing		2	1	1		1	1		
Paternity Proceedings									
Adoption	5	24	22	1	21	7	2	5	
TOTAL DOMESTIC	115	481	483	92	390	113	107	6	6
PROBATE									
Administration of Estates and Probate Proper	45	95	52	2	50	88	53	17	18
Determination of Death of Joint or Life Tenant		12	11		11	1	1		
Mental Health	33	46	16	1	15	63	30	10	23
Guardianship and Conservatorship	24	9	5		5	28	5	15	8
Other Probate	5	19	10		10	14	9	5	
TOTAL PROBATE	107	181	94	3	91	194	98	47	49
SMALL CLAIMS									
Possession of Personal Property (Replevin)	2	27	20	16	4	9	9		
Possession of Real Property (Entry and Detainer)	6	73	73		73	6	6		
Small Claims	48	303	308	38	270	43	43		
TOTAL SMALL CLAIMS	56	403	401	54	347	58	58		
JUVENILE									
Juvenile Delinquency	29	65	54	32	23	40	24	16	
Children in Need of Supervision	14	23	25	5	7	12	12		
Dependency and Neglect	33	24	42	6	5	15	15		
TOTAL JUVENILE	76	112	121	43	35	67	51	16	
COMBINED CIVIL CATEGORIES	498	1,805	1,517	258	1,215	586	455	75	56
FELONY									
Crime Against Person	3	52	36	2	34	19	14	3	2
Crime Against Property	42	95	100	3	97	37	16	16	5
Other Felony	4	58	22	2	20	40	26	12	2
TOTAL FELONY	49	205	158	7	151	96	56	31	9
MISDEMEANORS									
DWI	31	59	81	2	79	9	8	1	
Other Traffic	332	2,385	2,517	79	2,438	200	91	109	
Appeals from City-Funded Courts									
Other Misdemeanors	93	297	322	8	458	68	55	1	12
TOTAL MISDEMEANORS	456	2,741	2,920	89	2,975	277	154	111	12
COMBINED CRIMINAL CATEGORIES	505	2,946	3,078	96	3,126	373	210	142	21
GRAND TOTAL ALL CATEGORIES	1,003	4,551	4,595	354	4,341	959	665	217	77

APPLICATION FOR LICENSES:	Filed	Issued	Appealed	Contested	Uncontested
Beer	198	198			198
Bingo					
Pool Hall	1	1			1

NUMBER OF PERSONS CERTIFIED FOR TRIAL AS ADULTS	Felony	Misdemeanors	Total
	3		3

FELONY PRELIMINARY HEARINGS	Held	Waived
	29	60

FELONY POST-CONVICTION APPEALS	Filed	Terminated	Granted	Denied
	3	3		3

1976 BOND FORFEITURES	Felony	Misdemeanors	Traffic	Total
		51	981	1,032

1976 JURY DATA:	Civil	Criminal	Joint	Total
Number of Jury Terms Held		1	4	5
Number of Days Jury Was in Attendance	30			
Number of Grand Juries Called				

MISCELLANEOUS FILINGS:

Mechanic's and Material Man's Liens	25
Notary Public Bonds	72
Fictitious Partnerships	2
Tax Warrants	32
Power of Attorney, Revocation, Etc.	4
[58 O.S. SUPP. 1-274, 1056 (b)]	
TOTAL	135
NUMBER OF DISPOSITION DOCKETS HELD	5

McINTOSH COUNTY

Population No. of: District Judges 12,472 Associate Judges 50 Special Judges 100 Lawyers 15 LITIGATION BREAKDOWN	Total Cases Pending on Jan. 1, 1976	Total Cases Filed in 1976	Total Cases Terminated in 1976	Disposed of by Trial or After Contest	Disposed of without Trial or Contest	Total Cases Pending on Dec. 31, 1976	Age Breakdown in Months of Cases Pending on Dec. 31, 1976		
							0 to 12 Months	12 to 24 Months	over 24 Months
CIVIL									
Auto Negligence	10	11	12	9	3	9	4	5	
Other Tort	31	36	44	31	13	23	20	3	
Lien or Mortgage Foreclosure		8	3	2	1	5	5		
Real Property	8	35	36	20	16	7	7		
Contractual	34	37	56	23	33	15	11	4	
Appeals from Adm'n. Tribunals		6	6	6					
Injunction, Quo Warranto, Mandamus, Habeas Corpus, Etc.	1	2	2	1	1	1	1		
Other Civil		33	32	31	1	1	1		
TOTAL CIVIL	84	168	191	123	68	61	49	12	
DOMESTIC	19	137	126	34	92	30	30		
Divorce									
Separate Maintenance	2	2	4		4				
Annulment		8	6		6	2	2		
Reciprocal Support - Incoming	9	10	10		10	9	6	3	
Reciprocal Support - Outgoing									
Paternity Proceedings									
Adoption	1	13	13		13	1	1		
TOTAL DOMESTIC	31	170	159	34	125	42	39	3	
PROBATE									
Administration of Estates and Probate Proper	4	65	59		59	10	10		
Determination of Death of Joint or Life Tenant		29	26		26	3	3		
Mental Health	1	9	5		5	5	5		
Guardianship and Conservatorship		9	7		7	2	2		
Other Probate		2	1		1	1	1		
TOTAL PROBATE	5	114	98		98	21	21		
SMALL CLAIMS									
Possession of Personal Property (Replevin)									
Possession of Real Property (Entry and Detainer)		12	7		7	5	5		
Small Claims	46	271	235	60	175	82	67	15	
TOTAL SMALL CLAIMS	46	283	242	60	182	87	72	15	
JUVENILE									
Juvenile Delinquency	15	56	37	25	8	34	34		
Children in Need of Supervision	4	16	9	6	2	11	11		
Dependency and Neglect	1	4	1	1	1	4	4		
TOTAL JUVENILE	20	76	47	32	11	49	49		
COMBINED CIVIL CATEGORIES	186	811	737	249	484	260	230	30	
FELONY									
Crime Against Person	8	34	24	5	47	18	17	1	
Crime Against Property	24	35	33	7	34	26	16	10	
Other Felony	51	33	40	1	37	44	16	28	
TOTAL FELONY	83	102	97	13	118	88	49	39	
MISDEMEANORS									
DWI	89	135	193	180	13	31	31		
Other Traffic	175	1,834	1,754	294	1,460	255	155	50	50
Appeals from City-Funded Courts									
Other Misdemeanors	75	672	641	2	639	106	96	10	
TOTAL MISDEMEANORS	339	2,641	2,588	476	2,112	392	282	60	50
COMBINED CRIMINAL CATEGORIES	422	2,743	2,685	489	2,230	480	331	99	50
GRAND TOTAL ALL CATEGORIES	608	3,554	3,422	738	2,714	740	561	129	50

APPLICATION FOR LICENSES:	Filed	Issued	Appealed	Contested	Uncontested
Beer	78	75			78
Bingo					
Pool Hall	4	4			4

NUMBER OF PERSONS CERTIFIED FOR TRIAL AS ADULTS	Felony	Misdemeanors	Total
	2	1	3

FELONY PRELIMINARY HEARINGS	Held	Waived
	40	12

FELONY POST-CONVICTION APPEALS	Filed	Terminated	Granted	Denied
	2	2		2

1976 BOND FORFEITURES	Felony	Misdemeanors	Traffic	Total
		94	68	162

1976 JURY DATA:	Civil	Criminal	Joint	Total
Number of Jury Terms Held			4	4
Number of Days Jury Was in Attendance	29			
Number of Grand Juries Called				

MISCELLANEOUS FILINGS:	
Mechanic's and Material Men's Liens	26
Notary Public Bonds	37
Fictitious Partnerships	
Tax Warrants	2
Power of Attorney, Revocation, Etc. [58 O.S. SUPP. 1974, 1056 (b)]	
TOTAL	65

NUMBER OF DISPOSITION DOCKETS HELD	4
------------------------------------	---

MURRAY COUNTY

Population No. of: District Judges 10,669 Associate Judges 25 Special Judges 1.00 Lawyers 11 LITIGATION BREAKDOWN	Total Cases Pending on Jan. 1, 1976	Total Cases Filed in 1976	Total Cases Terminated in 1976	Disposed of by Trial or After Contest	Disposed of without Trial or Contest	Total Cases Pending on Dec. 31, 1976	Age Breakdown in Months of Cases Pending on Dec. 31, 1976		
							0 to 12 Months	12 to 24 Months	over 24 Months
CIVIL									
Auto Negligence	7	1	3		3	5		2	3
Other Tort	9	4	4		3	9		2	7
Lien or Mortgage Foreclosure	11	14	9	4	8	16	7	6	3
Real Property	6	36	20	4	19	22	16	4	2
Contractual	17	14	12	3	8	19	8	4	7
Appeals from Admin. Tribunals	2	1	1			2	1		1
Injunction, Quo Warranto, Mandamus, Habeas Corpus, Etc.	10	12	7	3	3	15	5	7	3
Other Civil	49	31	23	4	17	57	10	11	36
TOTAL CIVIL	111	113	79	18	61	145	47	36	62
DOMESTIC									
Divorce	47	96	77	39	38	66	20	16	30
Separate Maintenance	2	2	1	1		3	1	2	
Annulment		6	6	1	5				
Reciprocal Support - Incoming	5	4	2	2		7	2	5	
Reciprocal Support - Outgoing	2	6	1	1		7	5	2	
Paternity Proceedings									
Adoption	1	15	12		12	4	3	1	
TOTAL DOMESTIC	57	129	99	44	55	87	31	26	30
PROBATE									
Administration of Estates and Probate Proper	53	45	52		52	46	26	15	5
Determination of Death of Joint or Life Tenant	5	22	25		25	2	2		
Mental Health	7	18	8		8	17	11	4	2
Guardianship and Conservatorship	29	6	5		5	30	6	11	13
Other Probate	5	9	9		9	5	1	3	1
TOTAL PROBATE	99	100	99		99	100	46	33	21
SMALL CLAIMS									
Possession of Personal Property (Replevin)		3	2	1	1	1	1		
Possession of Real Property (Entry and Detainer)	2	14	12	7	5	4	2	2	
Small Claims	51	229	191	101	90	89	38	18	33
TOTAL SMALL CLAIMS	53	246	205	109	96	94	41	20	33
JUVENILE									
Juvenile Delinquency	23	29	32	32		20	12	6	2
Children in Need of Supervision	7	15	15	15		7	3	4	
Dependency and Neglect	2	3	5	5					
TOTAL JUVENILE	32	47	52	52		27	15	10	2
COMBINED CIVIL CATEGORIES	352	635	534	223	311	453	180	125	148
FELONY									
Crime Against Person	5	9	4	1	3	10	5	5	
Crime Against Property	5	40	30	12	26	15	10	5	
Other Felony	65	51	39	24	17	77	18	32	27
TOTAL FELONY	75	100	73	37	46	102	33	42	27
MISDEMEANORS									
DWI	11	55	46	2	44	20	14	4	2
Other Traffic	385	2,530	2,400	2,335	65	515	274	190	51
Appeals from City-Funded Courts	2					2		2	
Other Misdemeanors	39	273	243	68	175	69	57	8	4
TOTAL MISDEMEANORS	437	2,858	2,689	2,405	284	606	345	204	57
COMBINED CRIMINAL CATEGORIES	512	2,958	2,762	2,442	330	708	378	246	84
GRAND TOTAL ALL CATEGORIES	864	3,593	3,296	2,665	641	1,161	559	371	232

APPLICATION FOR LICENSES:	Filed	Issued	Appealed	Contested	Uncontested
Beer	56	56			56
Bingo	1	1			1
Pool Hall					

NUMBER OF PERSONS CERTIFIED FOR TRIAL AS ADULTS	Felony	Misdemeanors	Total
	2	1	3

FELONY PRELIMINARY HEARINGS	Held	Waived
	62	9

FELONY POST-CONVICTION APPEALS	Filed	Terminated	Granted	Denied
	4	1		1

1976 BOND FORFEITURES	Felony	Misdemeanors	Traffic	Total
		152	759	911

1976 JURY DATA:	Civil	Criminal	Joint	Total
Number of Jury Terms Held			2	2
Number of Days Jury Was In Attendance	10			
Number of Grand Juries Called				

MISCELLANEOUS FILINGS:	
Mechanic's and Material Man's Liens	18
Notary Public Bonds	50
Fictitious Partnerships	
Tax Warrants	
Power of Attorney, Revocation, Etc. [58 O.S. SUPP. 1974, 1058 (b)]	68
TOTAL	68
NUMBER OF DISPOSITION DOCKETS HELD	6

MUSKOGEE COUNTY

Population No. of: District Judges 59,542 Associate Judges 1.00 Special Judges 1.00 Lawyers 1.08 LITIGATION BREAKDOWN	Total Cases Pending on Jan. 1, 1976	Total Cases Filed In 1976	Total Cases Terminated in 1976	Disposed of by Trial or After Contest	Disposed of without Trial or Contest	Total Cases Pending on Dec. 31, 1976	Age Breakdown in Months of Cases Pending on Dec. 31, 1976		
							0 to 12 Months	12 to 24 Months	over 24 Months
CIVIL									
Auto Negligence	280	210	246	80	166	244	84	45	115
Other Tort	25	37	31	9	22	31	9	5	17
Lien of Mortgage Foreclosure	145	142	148	48	100	139	44	24	71
Real Property	125	127	132	41	91	120	39	21	60
Contractual	225	191	186	59	127	230	68	41	121
Appeals from Admin. Tribunals	41	42	43	14	29	40	14	8	18
Injunction, Quo Warranto, Mandamus, Habeas Corpus, Etc.	19	39	38	11	27	20	9	4	7
Other Civil	163	185	187	71	116	161	25	26	108
TOTAL CIVIL	1,023	973	1,011	333	678	985	292	176	517
DOMESTIC									
Divorce	663	770	757	56	707	676	165	392	119
Separate Maintenance									
Annulment									
Reciprocal Support -- Incoming	13	23	20	2	18	16	11	4	1
Reciprocal Support -- Outgoing									
Paternity Proceedings	29	33	32	7	25	30	23	5	2
Adoption	11	12	14		14	9	5	2	2
TOTAL DOMESTIC	716	838	823	65	758	731	204	403	124
PROBATE									
Administration of Estates and Probate Proper	279	267	278		278	268	144	113	11
Determination of Death of Joint or Life Tenant	14	9	8		8	15	6	5	4
Mental Health									
Guardianship and Conservatorship	10	7	6		6	11	4	4	3
Other Probate									
TOTAL PROBATE	303	283	292		292	294	154	122	18
SMALL CLAIMS									
Possession of Personal Property (Replevin)	229	125	158	54		196	110	55	31
Possession of Real Property (Entry and Detainer)	89	88	100	36		77	56	15	6
Small Claims	2,991	1,995	3,633	424	210	1,353	321	400	632
TOTAL SMALL CLAIMS	3,309	2,208	3,891	514	210	1,626	487	470	669
JUVENILE									
Juvenile Delinquency		145	123	5	118	22	22		
Children in Need of Supervision		5	4		4		1		
Dependency and Neglect	2	10	9	2	7	3	3		
TOTAL JUVENILE	2	160	136	7	129	26	26		
COMBINED CIVIL CATEGORIES	5,353	4,462	6,153	919	2,067	3,662	1,163	1,171	1,328
FELONY									
Crime Against Person	177	173	190	85	105	160	58	9	93
Crime Against Property	186	155	172	75	97	169	65	68	36
Other Felony	76	54	69	34	35	61	27	24	10
TOTAL FELONY	439	382	431	194	237	390	150	101	139
MISDEMEANORS									
DWI	236	208	193	43	150	251	79	62	110
Other Traffic	465	1,147	1,130	25	1,105	482	170	168	144
Appeals from City-Funded Courts	1					1		1	
Other Misdemeanors	331	498	467	31	436	362	159	126	77
TOTAL MISDEMEANORS	1,033	1,853	1,790	99	1,691	1,096	408	357	331
COMBINED CRIMINAL CATEGORIES	1,472	2,235	2,221	293	1,928	1,486	558	458	470
GRAND TOTAL ALL CATEGORIES	6,825	6,697	8,374	1,212	3,995	5,148	1,721	1,629	1,798

APPLICATION FOR LICENSES:	Filed	Issued	Appealed	Contested	Uncontested
Beer	362	382			382
Bingo	9	9			9
Pool Hall					

NUMBER OF PERSONS CERTIFIED FOR TRIAL AS ADULTS	Felony	Misdemeanors	Total
	2		2

FELONY PRELIMINARY HEARINGS	Held	Waived
	245	186

FELONY POST-CONVICTION APPEALS	Filed	Terminated	Granted	Denied
	3	3		2

1976 BOND FORFEITURES	Felony	Misdemeanors	Traffic	Total

1976 JURY DATA:	Civil	Criminal	Joint	Total
Number of Jury Terms Held	3	3	3	9
Number of Days Jury Was in Attendance	45			
Number of Grand Juries Called				

MISCELLANEOUS FILINGS:

Mechanic's and Material Man's Liens	308
Notary Public Bonds	261
Fictitious Partnerships	3
Tax Warrants	28
Power of Attorney, Revocation, Etc. [58 O.S. SUPP. 1974, 1056 (b)]	5
TOTAL	605

NUMBER OF DISPOSITION DOCKETS HELD	1
---	----------

NOBLE COUNTY

Population No. of: District Judges 10.043 Associate Judges 1.50 Special Judges 1.00 Lawyers 11 LITIGATION BREAKDOWN	Total Cases Pending on Jan. 1, 1976	Total Cases Filed in 1976	Total Cases Terminated in 1976	Disposed of by Trial or After Contest	Disposed of without Trial or Contest	Total Cases Pending on Dec. 31, 1976	Age Breakdown in Months of Cases Pending on Dec. 31, 1976		
							0 to 12 Months	12 to 24 Months	over 24 Months
CIVIL									
Auto Negligence	3	6	5	2	3	4	2	1	1
Other Tort	24	28	11	6	5	41	24	8	9
Lien or Mortgage Foreclosure	3	5	6		6	2		2	
Real Property	7	26	6	3	3	27	21	1	5
Contractual	8	7	9	2	7	6	1	1	4
Appeals from Admin. Tribunals	1		1	1					
Injunction, Quo Warranto, Mandamus, Habeas Corpus, Etc.	1		1		1				
Other Civil	4	2	2	1	1	4	2	2	
TOTAL CIVIL	51	74	41	15	26	84	50	15	19
DOMESTIC									
Divorce	25	88	83	20	60	30	27	2	1
Separate Maintenance									
Annulment		1	1	1					
Reciprocal Support - Incoming	1	2			3	3	2	1	
Reciprocal Support - Outgoing									
Paternity Proceedings									
Adoption	1	4	5	5					
TOTAL DOMESTIC	27	95	89	26	63	33	29	3	1
PROBATE									
Administration of Estates and Probate Proper	95	58	57		57	96	44	20	32
Determination of Death of Joint or Life Tenant	4	14	14		14	4	2		2
Mental Health									
Guardianship and Conservatorship	54	5	3		3	56	3	4	49
Other Probate									
TOTAL PROBATE	153	77	74		74	156	49	24	33
SMALL CLAIMS									
Possession of Personal Property (Replevin)		2	2	2					
Possession of Real Property (Entry and Detainer)		3	3	3					
Small Claims		263	228	126	102	35	35		
TOTAL SMALL CLAIMS		268	233	131	102	35	35		
JUVENILE									
Juvenile Delinquency	1	6	4	3	1	3	3		
Children in Need of Supervision	2	11	2	2		11	6	3	
Dependency and Neglect	2	9	3	3		8	3	5	
TOTAL JUVENILE	5	26	9	8	1	22	14	8	
COMBINED CIVIL CATEGORIES	236	540	446	180	266	330	177	50	103
FELONY									
Crime Against Person	15	20	27	14	13	8	3	5	
Crime Against Property	27	30	45	22	23	12	7	5	
Other Felony	4	9	8	5	3	5	3	2	
TOTAL FELONY	46	59	80	41	39	25	13	12	
MISDEMEANORS									
DWI	2	76	75	23	52	3	3		
Other Traffic	70	3,210	3,202	165	3,037	78	78		
Appeals from City-Funded Courts									
Other Misdemeanors	5	248	206	85	121	47	47		
TOTAL MISDEMEANORS	77	3,534	3,483	273	3,210	128	128		
COMBINED CRIMINAL CATEGORIES	123	3,593	3,563	314	3,249	153	141	12	
GRAND TOTAL ALL CATEGORIES	359	4,133	4,009	494	3,515	483	318	62	103

APPLICATION FOR LICENSES:	Filed	Issued	Appealed	Contested	Uncontested
Beer	44	44			44
Bingo	2	2			2
Pool Hall					

NUMBER OF PERSONS CERTIFIED FOR TRIAL AS ADULTS	Felony	Misdemeanors	Total
	4		4

FELONY PRELIMINARY HEARINGS	Held	Waived
	12	34

FELONY POST-CONVICTION APPEALS	Filed	Terminated	Granted	Denied

1976 BOND FORFEITURES	Felony	Misdemeanors	Traffic	Total
				2,152

1976 JURY DATA:	Civil	Criminal	Joint	Total
	Number of Jury Terms Held		1	1
	Number of Days Jury Was in Attendance	5		
	Number of Grand Juries Called			

MISCELLANEOUS FILINGS:

Mechanic's and Material Man's Liens	30
Notary Public Bonds	38
Fictitious Partnerships	2
Tax Warrants	3
Power of Attorney, Revocation, Etc. [58 O.S. SUPP. 1974, 1056 (b)]	1
TOTAL	74

NUMBER OF DISPOSITION DOCKETS HELD

	2
--	---

NOWATA COUNTY

Population No. of: District Judges 9,773 Associate Judges 50 Special Judges 100 Lawyers 9	Total Cases Pending on Jan. 1, 1976	Total Cases Filed in 1976	Total Cases Terminated in 1976	Disposed of by Trial or After Contest	Disposed of without Trial or Contest	Total Cases Pending on Dec. 31, 1976	Age Breakdown in Months of Cases Pending on Dec. 31, 1976		
							0 to 12 Months	12 to 24 Months	over 24 Months
LITIGATION BREAKDOWN									
CIVIL									
Auto Negligence	2		1		1	1			1
Other Tort	2	3	2		2	3	3		
Lien or Mortgage Foreclosure	6	5	4	2	2	7	3	2	2
Real Property	5	12	10	9	1	7	4	2	1
Contractual	4	2	2	2		4	1	1	2
Appeals from Admin. Tribunals									
Injunction, Quo Warranto, Mandamus, Habeas Corpus, Etc.	11	3	12	7	5	2	1		1
Other Civil	47	75	62	41	21	60	35	13	12
TOTAL CIVIL	77	100	93	61	32	84	47	18	19
DOMESTIC									
Divorce	38	91	93	40	53	36	30	0	
Separate Maintenance	1	4	2	1	1	3	3		
Annulment		2	2		2				
Reciprocal Support - Incoming	8	3	1		1	10	3	7	
Reciprocal Support - Outgoing	6	4	1		1	9	4	3	2
Paternity Proceedings									
Adoption	2	7	5		5	4	2	1	1
TOTAL DOMESTIC	55	111	104	41	63	62	42	17	3
PROBATE									
Administration of Estates and Probate Proper	51	23	23	1	22	51	14	13	24
Determination of Death of Joint or Life Tenant	3	14	15		15	2	1		1
Mental Health	2	11	10		10	3	1	2	
Guardianship and Conservatorship	2	3	1		1	4	2	1	1
Other Probate	39	11	17		17	33	11	2	20
TOTAL PROBATE	97	62	66	1	65	93	29	18	46
SMALL CLAIMS									
Possession of Personal Property (Replevin)		4	3		3	1	1		
Possession of Real Property (Entry and Detainer)	2	3	5		5				
Small Claims	93	270	247	9	238	116	41	30	45
TOTAL SMALL CLAIMS	95	277	255	9	246	117	42	30	45
JUVENILE									
Juvenile Delinquency	6	7	8	6	3	5	1	2	2
Children in Need of Supervision	1	4	4	4	1	1			1
Dependency and Neglect	1	1	2		7				
TOTAL JUVENILE	8	12	14	17	4	6	1	2	3
COMBINED CIVIL CATEGORIES									
	332	562	532	129	410	362	161	85	116
FELONY									
Crime Against Person	5	2	4	2	3	3	1	1	1
Crime Against Property	25	17	15	12	6	27	7	5	15
Other Felony	5	6	7	2	5	4			4
TOTAL FELONY	35	25	26	16	14	34	8	6	20
MISDEMEANORS									
DWI	5	26	26	15	11	5	4	1	
Other Traffic	61	382	393	158	235	50	21	17	12
Appeals from City-Funded Courts	1					1		1	
Other Misdemeanors	22	119	106	50	56	35	21	9	5
TOTAL MISDEMEANORS	89	527	525	223	302	91	46	28	17
COMBINED CRIMINAL CATEGORIES									
	124	552	551	239	316	125	54	34	37
GRAND TOTAL ALL CATEGORIES									
	456	1,114	1,083	368	726	487	215	119	153

APPLICATION FOR LICENSES:	Filed	Issued	Appealed	Contested	Uncontested
Bear	35	33		2	33
Bingo	1	1			1
Pool Hall					

NUMBER OF PERSONS CERTIFIED FOR TRIAL AS ADULTS	Felony	Misdemeanors	Total	
FELONY PRELIMINARY HEARINGS	Held	Waived		
	14	19		
FELONY POST-CONVICTION APPEALS	Filed	Terminated	Granted	Denied
1976 BOND FORFEITURES	Felony	Misdemeanors	Traffic	Total
		10	29	39
1976 JURY DATA:	Civil	Criminal	Joint	Total
			1	1
	Number of Days Jury Was In Attendance	9		
	Number of Grand Juries Called			

MISCELLANEOUS FILINGS:

Mechanic's and Material Man's Liens	11
Notary Public Bonds	38
Fictitious Partnerships	
Tax Warrants	
Power of Attorney, Revocation, Etc. [68 O.S. SUPP. 1974, 1056 (b)]	
TOTAL	49

NUMBER OF DISPOSITION DOCKETS HELD _____

OKFUSKEE COUNTY

Population No. of: District Judges 10,683 Associate Judges 1.00 Special Judges 1.00 Lawyers 10. LITIGATION BREAKDOWN	Total Cases Pending on Jan. 1, 1976	Total Cases Filed In 1976	Total Cases Terminated In 1976	Disposed of by Trial or After Contest	Disposed of without Trial or Contest	Total Cases Pending on Dec. 31, 1976	Age Breakdown in Months of Cases Pending on Dec. 31, 1976		
							0 to 12 Months	12 to 24 Months	over 24 Months
CIVIL									
Auto Negligence	2	5				7	5	2	
Other Tort	3	13	7	3	4	9	6	3	
Lien or Mortgage Foreclosure	5	12	8	5	3	9	6	3	
Real Property	6	51	39	33	6	18	14	4	
Contractual	17	28	21	17	4	24	12	12	
Appeals from Admin. Tribunals Injunction, Quo Warranto, Mandamus, Habeas Corpus, Etc.	1		1						
Other Civil		9	6	6		3	3		
TOTAL CIVIL	34	118	82	64	17	70	46	24	
DOMESTIC									
Divorce	24	79	72	53	19	31	25	6	
Separate Maintenance	1	1				2	1	1	
Annulment									
Reciprocal Support -- Incoming	12	8	2	2		18	6	12	
Reciprocal Support -- Outgoing	1	1	1	1		1		1	
Paternity Proceedings									
Adoption		4	4		4				
TOTAL DOMESTIC	38	93	79	56	23	52	32	20	
PROBATE									
Administration of Estates and Probate Proper	74	46	37	2	35	83	9	38	36
Determination of Death of Joint or Life Tenant		10	7		7	3	3		
Mental Health	4	16	20		20				
Guardianship and Conservatorship	7	7	3		3	11	7	3	1
Other Probate									
TOTAL PROBATE	85	79	67	2	65	97	19	41	37
SMALL CLAIMS									
Possession of Personal Property (Replevin)									
Possession of Real Property (Entry and Detainer)		19	12	10	2	7	7		
Small Claims	171	222	179	138	51	214	57	40	117
TOTAL SMALL CLAIMS	171	241	191	138	53	221	64	40	117
JUVENILE									
Juvenile Delinquency	4	17	13	13		8	4	2	2
Children in Need of Supervision		5	5	5					
Dependency and Neglect	1	6	6	6		1		1	
TOTAL JUVENILE	5	28	24	24		9	4	3	2
COMBINED CIVIL CATEGORIES	333	559	443	284	158	449	165	128	156
FELONY									
Crime Against Person	10	1	1		1	10	1	7	2
Crime Against Property	16	6	1		1	21	5	2	14
Other Felony	20	21	11		11	30	10	8	12
TOTAL FELONY	46	28	13		13	61	16	17	28
MISDEMEANORS									
DWI	11	31	32	31	1	10	6	3	1
Other Traffic	233	1,342	1,284	460	824	291	146	72	73
Appeals from City-Funded Courts	1	1				2	1	1	
Other Misdemeanors	53	144	151	29	115	46	15	12	19
TOTAL MISDEMEANORS	298	1,518	1,467	520	940	349	168	88	93
COMBINED CRIMINAL CATEGORIES	344	1,546	1,480	520	953	410	184	105	121
GRAND TOTAL ALL CATEGORIES	677	2,105	1,923	804	1,111	859	349	233	277

APPLICATION FOR LICENSES:	Filed	Issued	Appealed	Contested	Uncontested
Bear	35	36			36
Bingo	1	1			1
Pool Hall					

NUMBER OF PERSONS CERTIFIED FOR TRIAL AS ADULTS	Felony	Misdemeanors	Total	
FELONY PRELIMINARY HEARINGS	Held	Waived		
	3	7		
FELONY POST-CONVICTION APPEALS	Filed	Terminated	Granted	Denied
	3	3		3
1976 BOND FORFEITURES	Felony	Misdemeanors	Traffic	Total
		12	147	159
1976 JURY DATA:	Civil	Criminal	Joint	Total
			2	2
	Number of Jury Terms Held			
	Number of Days Jury Was in Attendance	7		
Number of Grand Juries Called	1			

MISCELLANEOUS FILINGS:	
Mechanic's and Material Man's Liens	21
Notary Public Bonds	32
Fictitious Partnerships	
Tax Warrants	2
Power of Attorney, Revocation, Etc. [58 O.S. SUPP. 1974, 1056 (b)]	
TOTAL	55
NUMBER OF DISPOSITION DOCKETS HELD	7

OKLAHOMA COUNTY

Population No. of: District Judges 527,717 Associate Judges 12.00 Special Judges 12.00 Lawyers 1,970 LITIGATION BREAKDOWN	Total Cases Pending on Jan. 1, 1976	Total Cases Filed in 1976	Total Cases Terminated in 1976	Disposed of by Trial or After Contest	Disposed of without Trial or Contest	Total Cases Pending on Dec. 31, 1976	Age Breakdown in Months of Cases Pending on Dec. 31, 1976		
							0 to 12 Months	12 to 24 Months	over 24 Months
CIVIL									
Auto Negligence	2,170	1,790	1,337			2,623			
Other Tort	996	759	527			1,228			
Lien or Mortgage Foreclosure	584	718	654			648			
Real Property	471	345	183			633			
Contractual	12,068	8,638	5,768			14,938			
Appeals from Admin. Tribunals	203	329	210			322			
Injunction, Quo Warranto, Mandamus, Habeas Corpus, Etc.	417	193	82			528			
Other Civil	4,142	1,446	1,132			4,456			
TOTAL CIVIL	21,051	14,218	9,893	1,163	8,730	25,376	7,784	5,033	12,559
DOMESTIC									
Divorce	7,475	7,261	5,484			9,242			
Separate Maintenance	316	108	70			354			
Annulment	71	43	37			77			
Reciprocal Support - Incoming	337	1,041	93			1,285			
Reciprocal Support - Outgoing	67	195	30			232			
Paternity Proceedings	120	64	54			130			
Adoption	249	595	557			287			
TOTAL DOMESTIC	8,635	9,297	6,325	359	5,966	11,607	4,434	2,123	5,050
PROBATE									
Administration of Estates and Probate Proper	3,814	1,399	924			4,289			
Determination of Death of Joint or Life Tenant	111	493	462			142			
Mental Health	73	641	709			5			
Guardianship and Conservatorship	1,130	281	108			1,303			
Other Probate	5	12	12			5			
TOTAL PROBATE	5,133	2,826	2,215		2,215	5,744	1,395	902	3,447
SMALL CLAIMS									
Possession of Personal Property (Replevin)	475	241	129			587			
Possession of Real Property (Entry and Detainer)	122	546	255			413			
Small Claims	27,843	9,559	5,199			32,203			
TOTAL SMALL CLAIMS	28,440	10,346	5,583	417	5,166	33,203	5,348	5,674	22,181
JUVENILE									
Juvenile Delinquency	321	1,850	972	972		1,199			
Children in Need of Supervision	120	201	261	261		60			
Dependency and Neglect	132	609	440	440		301			
TOTAL JUVENILE	573	2,660	1,673	1,673		1,560			
COMBINED CIVIL CATEGORIES	63,832	39,347	25,689	3,612	22,077	77,490	18,961	13,732	43,237
FELONY									
Crime Against Person	612	520	457			675			
Crime Against Property	4,237	2,691	2,363			4,565			
Other Felony	1,432	1,586	1,353			1,665			
TOTAL FELONY	6,281	4,797	4,173	401	3,772	6,905	2,508	2,357	1,786
MISDEMEANORS									
DWI	697	1,214	1,099			812			
Other Traffic	4,411	11,242	10,167			5,486			
Appeals from City-Funded Courts	496	396	257			635			
Other Misdemeanors	2,672	2,933	2,913			2,742			
TOTAL MISDEMEANORS	8,276	15,835	14,436	625	13,811	9,675	4,008	1,644	4,023
COMBINED CRIMINAL CATEGORIES	14,557	20,632	18,609	1,026	17,583	16,580	6,516	4,001	5,809
GRAND TOTAL ALL CATEGORIES	78,389	59,979	44,298	4,638	39,660	94,070	25,477	17,733	49,046

APPLICATION FOR LICENSES:	Filed	Issued	Appealed	Contested	Uncontested
Beer	1,774				
Bingo	100				
Pool Hall	7				

NUMBER OF PERSONS CERTIFIED FOR TRIAL AS ADULTS	Felony	Misdemeanors	Total
	53		53

FELONY PRELIMINARY HEARINGS	Held	Waived
	2,051	1,687

FELONY POST-CONVICTION APPEALS	Filed	Terminated	Granted	Denied
	132	152	6	146

1976 BOND FORFEITURES	Felony	Misdemeanors	Traffic	Total

1976 JURY DATA:	Civil	Criminal	Joint	Total
Number of Jury Terms Held			32	32
Number of Days Jury Was in Attendance	154			
Number of Grand Juries Called				

*NOTE: Complete breakdowns for disposition method and age of pending cases were not available.

MISCELLANEOUS FILINGS:

Mechanic's and Material Man's Liens	1,671
Notary Public Bonds	3,409
Fictitious Partnerships	196
Tax Warrants	1,324
Power of Attorney, Revocation, Etc. [58 O.S. SUPP. 1974, 1056 (b)]	
TOTAL	6,600

NUMBER OF DISPOSITION DOCKETS HELD 2

OKMULGEE COUNTY

Population No. of: District Judges 35,358 Associate Judges 2,000 Special Judges 1,000 Lawyers 41,000 LITIGATION BREAKDOWN	Total Cases Pending on Jan. 1, 1976	Total Cases Filed in 1976	Total Cases Terminated in 1976	Disposed of by Trial or After Contest	Disposed of without Trial or Contest	Total Cases Pending on Dec. 31, 1976	Age Breakdown in Months of Cases Pending on Dec. 31, 1976		
							0 to 12 Months	12 to 24 Months	over 24 Months
CIVIL									
Auto Negligence	55	68	80	75	5	43	18	15	10
Other Tort	7	1	5	5		3	1	2	
Lien or Mortgage Foreclosure	7	15	8	7	1	14	7	5	2
Real Property	19	89	72	60	12	36	32	3	1
Contractual	17	168	95	80	15	90	76	10	4
Appeals from Admin. Tribunals	1	3	1	1		3	2	1	
Injunction, Quo Warranto, Mandamus, Habeas Corpus, Etc.	4	8	4	4		8	4	3	1
Other Civil	168	59	165	159	6	62	48	10	4
TOTAL CIVIL	278	411	430	391	39	259	188	49	22
DOMESTIC									
Divorce	101	335	344	57	287	92	78	12	2
Separate Maintenance	1	9	6	2	4	4	4		
Annulment		2	2		2				
Reciprocal Support - Incoming	27	27	17	3	14	37	24	9	4
Reciprocal Support - Outgoing	17	6	7	2	5	16	4	1	11
Paternity Proceedings	5	1	1		1	5	1	1	3
Adoption	10	24	27	2	25	7	4	1	2
TOTAL DOMESTIC	161	404	404	66	338	161	115	24	22
PROBATE									
Administration of Estates and Probate Proper	132	147	150	4	146	129	95	24	10
Determination of Death of Joint or Life Tenant	4	51	52		52	3	2	1	
Mental Health	4	52	51	3	48	5	1		4
Guardianship and Conservatorship	2	18	18		18	2		2	
Other Probate	2	23	23		23	2	2		
TOTAL PROBATE	144	291	294	7	287	141	100	27	14
SMALL CLAIMS									
Possession of Personal Property (Replevin)	4	15	14	3	11	5	4	1	
Possession of Real Property (Entry and Detainer)	11	26	33	18	15	4	2	1	1
Small Claims	461	1,190	1,171	513	658	480	353	102	25
TOTAL SMALL CLAIMS	476	1,231	1,218	534	684	489	359	104	26
JUVENILE									
Juvenile Delinquency	8	35	30	30		13	7	4	2
Children in Need of Supervision	13	60	55	55		18	10	5	3
Dependency and Neglect	3	20	18	18		5	3	2	
TOTAL JUVENILE	24	115	103	103		36	20	11	5
COMBINED CIVIL CATEGORIES	1,083	2,452	2,449	1,101	1,348	1,086	782	215	89
FELONY									
Crime Against Person	61	48	57	12	45	52	36	12	4
Crime Against Property	81	84	31	5	26	134	94	27	13
Other Felony	139	129	121	11	110	147	82	47	18
TOTAL FELONY	281	261	209	28	181	333	212	86	35
MISDEMEANORS									
DWI	29	80	41	2	39	68	59	8	1
Other Traffic	596	1,380	1,508	396	1,112	468	221	161	86
Appeals from City-Funded Courts		1	1	1					
Other Misdemeanors	158	634	434	30	404	358	274	53	31
TOTAL MISDEMEANORS	783	2,095	1,984	429	1,555	894	554	222	118
COMBINED CRIMINAL CATEGORIES	1,064	2,356	2,193	457	1,736	1,227	766	308	153
GRAND TOTAL ALL CATEGORIES	2,147	4,808	4,642	1,558	3,084	2,313	1,548	523	242

APPLICATION FOR LICENSES:	Filed	Issued	Appealed	Contested	Uncontested
Beer	118	118	1		118
Bingo	16	16			16
Pool Hall	3	3			3

NUMBER OF PERSONS CERTIFIED FOR TRIAL AS ADULTS	Felony	Misdemeanors	Total	
	11		11	
FELONY PRELIMINARY HEARINGS	Held 62	Waived 28		
FELONY POST-CONVICTION APPEALS	Filed	Terminated	Granted	Denied
	3	3		3
1976 BOND FORFEITURES	Felony	Misdemeanors	Traffic	Total
	4	16	15	35
1976 JURY DATA:	Civil	Criminal	Joint	Total
Number of Jury Terms Held			8	8
Number of Days Jury Was in Attendance	52			
Number of Grand Juries Called				

MISCELLANEOUS FILINGS:

Mechanic's and Material Man's Liens	60
Notary Public Bonds	148
Fictitious Partnerships	5
Tax Warrants	17
Power of Attorney, Revocation, Etc.	24
[58 O.S. SUPP. 1974, 1056 (b)]	254
TOTAL	

NUMBER OF DISPOSITION DOCKETS HELD 9

OSAGE COUNTY

Population No. of: District Judges 29,750 Associate Judges 1,00 Special Judges 1,00 Lawyers 33 LITIGATION BREAKDOWN	Total Cases Pending on Jan. 1, 1976	Total Cases Filed in 1976	Total Cases Terminated in 1976	Disposed of by Trial or After Contest	Disposed of without Trial or Contest	Total Cases Pending on Dec. 31, 1976	Age Breakdown in Months of Cases Pending on Dec. 31, 1976		
							0 to 12 Months	12 to 24 Months	over 24 Months
CIVIL									
Auto Negligence	19	20	26	10	16	13	10	2	1
Other Tort	47	24	36	9	27	35	17	15	3
Lien or Mortgage Foreclosure	9	20	16	7	9	13	11	1	1
Real Property	21	43	37	33	4	27	17	8	2
Contractual	80	110	107	54	53	83	55	18	10
Appeals from Admin. Tribunals	2	3	5	5					
Injunction, Quo Warranto, Mandamus, Habeas Corpus, Etc.	23	20	31	12	19	12	8	4	
Other Civil	8	18	17	12	5	9	7	1	1
TOTAL CIVIL	209	258	275	142	133	192	125	49	18
DOMESTIC									
Divorce	246	353	396	151	245	203	124	61	18
Separate Maintenance	4	7	4	2	2	7	6		1
Annulment		3	3		3				
Reciprocal Support - Incoming	12	9	10		10	11	8	3	
Reciprocal Support - Outgoing	7	2	4		4	5	2	3	
Paternity Proceedings	2					2		1	1
Adoption	20	26	31		31	15	1	3	11
TOTAL DOMESTIC	291	400	448	153	295	243	141	71	31
PROBATE									
Administration of Estates and Probate Proper	161	141	124	7	117	178	104	36	38
Determination of Death of Joint or Life Tenant	1	38	34		34	5	5		
Mental Health	42	18	27	8	19	33	3	7	23
Guardianship and Conservatorship	110	21	27		27	104	20	11	73
Other Probate									
TOTAL PROBATE	314	218	212	15	197	320	132	54	134
SMALL CLAIMS									
Possession of Personal Property (Replevin)	1	20	14	2	12	7	6	1	
Possession of Real Property (Entry and Detainer)	9	89	78	8	70	20	20		
Small Claims	166	332	451	49	402	47	47		
TOTAL SMALL CLAIMS	176	441	543	59	484	74	73	1	
JUVENILE									
Juvenile Delinquency	43	37	35	34	1	45	31	13	1
Children in Need of Supervision	49	40	47	47		42	19	21	2
Dependency and Neglect	22	15	12	12		25	13	7	5
TOTAL JUVENILE	114	92	94	93	1	112	63	41	8
COMBINED CIVIL CATEGORIES	1,104	1,409	1,572	462	1,110	941	534	216	191
FELONY									
Crime Against Person	44	21	43	3	43	22	14	8	
Crime Against Property	74	55	77	1	89	52	24	13	15
Other Felony	27	33	32	1	33	28	16	10	2
TOTAL FELONY	145	109	152	5	165	102	54	31	17
MISDEMEANORS									
DWI	70	108	92		92	86	58	12	16
Other Traffic	303	1,487	1,406	185	1,221	384	179	66	139
Appeals from City-Funded Courts	3	7	3		3	7	5	2	
Other Misdemeanors	154	534	470	3	470	218	136	42	40
TOTAL MISDEMEANORS	530	2,136	1,971	188	1,786	695	378	122	195
COMBINED CRIMINAL CATEGORIES	675	2,245	2,123	193	1,951	797	432	153	212
GRAND TOTAL ALL CATEGORIES	1,779	3,654	3,695	655	3,061	1,738	966	369	403

APPLICATION FOR LICENSES:	Filed	Issued	Appealed	Contested	Uncontested
Beer	141	140		1	140
Bingo	11	11			11
Pool Hall	3	3			3

NUMBER OF PERSONS CERTIFIED FOR TRIAL AS ADULTS	Felony	Misdemeanors	Total
	2		2

FELONY PRELIMINARY HEARINGS	Held	Waived		
	31	15		
FELONY POST-CONVICTION APPEALS	Filed	Terminated	Granted	Denied
	4	4	1	3
1976 BOND FORFEITURES	Felony	Misdemeanors	Traffic	Total
		3	155	158

1976 JURY DATA:	Civil	Criminal	Joint	Total
Number of Jury Terms Held			4	4
Number of Days Jury Was In Attendance	31			
Number of Grand Juries Called				

MISCELLANEOUS FILINGS:

Mechanic's and Material Man's Liens	143
Notary Public Bonds	111
Fictitious Partnerships	4
Tax Warrants	13
Power of Attorney, Revocation, Etc. [58 O.S. SUPP. 1974, 1056 (b)]	36
TOTAL	307

NUMBER OF DISPOSITION DOCKETS HELD	4
------------------------------------	---

OTTAWA COUNTY

Population No. of: District Judges 29, 800 Associate Judges 50 Special Judges 1, 00 Lawyers 35	Total Cases Pending on Jan. 1, 1976	Total Cases Filed in 1976	Total Cases Terminated in 1976	Disposed of by Trial or After Contest	Disposed of without Trial or Contest	Total Cases Pending on Dec. 31, 1976	Age Breakdown in Months of Cases Pending on Dec. 31, 1976		
							0 to 12 Months	12 to 24 Months	over 24 Months
LITIGATION BREAKDOWN									
CIVIL									
Auto Negligence	15	31	22	19	18	24	12	9	3
Other Tort	42	196	136	124	112	102	60	32	10
Lien or Mortgage Foreclos.re	5	18	11	8	11	12	7	3	2
Real Property	25	79	56	61	53	48	23	15	10
Contractual	15	28	20	9	7	23	19	3	1
Appeals from Admin. Tribunals	8	5	5	5	4	8		5	3
Injunction, Quo Warranto, Mandamus, Habeas Corpus, Etc.	4	21	10	9	10	15	11	3	1
Other Civil	24	16	29	8	8	11	6	3	2
TOTAL CIVIL	138	394	289	243	223	243	138	73	32
DOMESTIC									
Divorce	207	342	265	238	27	284	150	70	55
Separate Maintenance	2	7				9	7	2	
Annulment	4	10	12	12		2		1	1
Reciprocal Support -- Incoming	1	16	10	1	9	7	6	1	
Reciprocal Support -- Outgoing	3	12	4	3	1	11	8	3	
Paternity Proceedings		6	6	6					
Adoption	10	32	33		33	9	8	1	
TOTAL DOMESTIC	227	425	330	260	70	322	188	78	56
PROBATE									
Administration of Estates and Probate Proper	66	83	70		70	79	46	24	9
Determination of Death of Joint or Life Tenant	4	51	55		55				
Mental Health	3	42	36		36	9	6	3	
Guardianship and Conservatorship	3	18	19		19	2		1	1
Other Probate		1				1	1		
TOTAL PROBATE	76	195	180		180	91	53	28	10
SMALL CLAIMS									
Possession of Personal Property (Replevin)		23	16	8	8	7	7		
Possession of Real Property (Entry and Detainer)		38	32	13	19	6	6		
Small Claims	1,010	800	947	110	837	883	223	187	453
TOTAL SMALL CLAIMS	1,010	861	995	131	864	876	236	187	453
JUVENILE									
Juvenile Delinquency	27	22	22	9	13	27	10	12	5
Children in Need of Supervision	15	27	35	22	13	7	4	1	2
Dependency and Neglect	5	23	25	8	17	3	3		
TOTAL JUVENILE	47	72	82	39	43	37	17	13	7
COMBINED CIVIL CATEGORIES	1,498	1,947	1,876	673	1,380	1,569	632	379	558
FELONY									
Crime Against Person	44	213	144	14	137	113	110	2	1
Crime Against Property	59	64	75	13	52	48	18	28	2
Other Felony	4	29	8		8	25	21		4
TOTAL FELONY	107	306	227	27	197	186	149	30	7
MISDEMEANORS									
DWI	39	83	73	11	62	49	43	3	2
Other Traffic	324	2,546	2,083	30	2,047	787	326	116	345
Appeals from City-Funded Courts									
Other Misdemeanors	178	438	451	42	415	165	159	6	
TOTAL MISDEMEANORS	541	3,067	2,607	83	2,524	1,001	528	125	348
COMBINED CRIMINAL CATEGORIES	648	3,373	2,834	110	2,721	1,187	677	155	355
GRAND TOTAL ALL CATEGORIES	2,146	5,320	4,710	783	4,101	2,756	1,309	534	913

APPLICATION FOR LICENSES:	Filed	Issued	Appealed	Contested	Uncontested
Beer	103	103			103
Bingo	7	7			7
Pool Hall	1	1			1

NUMBER OF PERSONS CERTIFIED FOR TRIAL AS ADULTS	Felony	Misdemeanors	Total		
		2		2	
FELONY PRELIMINARY HEARINGS	Held	Waived			
	5	20			
FELONY POST-CONVICTION APPEALS	Filed	Terminated	Granted	Denied	
	1				
1976 BOND FORFEITURES	Felony	Misdemeanors	Traffic	Total	
	3	4	880	887	
1976 JURY DATA:	Civil	Criminal	Joint	Total	
	Number of Jury Terms Held	1	1	2	4
	Number of Days Jury Was in Attendance	34			
	Number of Grand Juries Called				

MISCELLANEOUS FILINGS:	
Mechanic's and Material Men's Liens	59
Notary Public Bonds	101
Fictitious Partnerships	8
Tax Warrants	23
Power of Attorney, Revocation, Etc. [58 O.S. SUPP. 1974, 1056 (b)]	191
TOTAL	3
NUMBER OF DISPOSITION DOCKETS HELD	3

PANNEE COUNTY

Population No. of: District Judges <u>11,338</u> Associate Judges <u>50</u> Special Judges <u>1.00</u> Lawyers <u>10</u> LITIGATION BREAKDOWN	Total Cases Pending on Jan. 1, 1976	Total Cases Filed in 1976	Total Cases Terminated in 1976	Disposed of by Trial or After Contest	Disposed of without Trial or Contest	Total Cases Pending on Dec. 31, 1976	Age Breakdown in Months of Cases Pending on Dec. 31, 1976		
							0 to 12 Months	12 to 24 Months	over 24 Months
CIVIL									
Auto Negligence	1	19	17	3	14	3	3		
Other Tort		21	21	2	19				
Lien or Mortgage Foreclosure	7	22	20	8	12	9	9		
Real Property	19	70	89		89				
Contractual	7	20	18	4	14	9	9		
Appeals from Adm'n. Tribunals		2	2	2					
Injunction, Quo Warranto, Mandamus, Habeas Corpus, Etc.		9	9	9					
Other Civil									
TOTAL CIVIL	34	163	176	28	148	21	21		
DOMESTIC									
Divorce	18	72	90	6	84				
Separate Maintenance		4	4		4				
Annulment									
Reciprocal Support - Incoming	3	14	17		17				
Reciprocal Support - Outgoing	6	12	18		18				
Paternity Proceedings									
Adoption		10	10		10				
TOTAL DOMESTIC	27	112	139	6	133				
PROBATE									
Administration of Estates and Probate Proper	25	60	79		91	6		6	
Determination of Death of Joint or Life Tenant		13	13		13				
Mental Health		6	6		6				
Guardianship and Conservatorship		11	10		10	1	1		
Other Probate									
TOTAL PROBATE	25	90	108		120	7	1	6	
SMALL CLAIMS									
Possession of Personal Property (Replevin)									
Possession of Real Property (Entry and Detainer)		21	21	17	4				
Small Claims		140	140	2	138				
TOTAL SMALL CLAIMS		161	161	19	142				
JUVENILE									
Juvenile Delinquency		32	30		32				
Children In Need of Supervision		10	10		10				
Dependency and Neglect		9	9		9				
TOTAL JUVENILE		51	51		51				
COMBINED CIVIL CATEGORIES	86	577	635	53	594	28	22	6	
FELONY									
Crime Against Person	4	19	23	2	21				
Crime Against Property	4	37	41		41				
Other Felony		11	11	11					
TOTAL FELONY	8	67	75	13	62				
MISDEMEANORS									
DWI	2	112	109	9	100	5	5		
Other Traffic	14	2,364	2,364		2,364	14	14		
Appeals from City-Funded Courts		12	12	12					
Other Misdemeanors	11	340	351	64	287				
TOTAL MISDEMEANORS	27	2,828	2,836	85	2,751	19	19		
COMBINED CRIMINAL CATEGORIES	35	2,895	2,911	98	2,813	19	19		
GRAND TOTAL ALL CATEGORIES	121	3,472	3,546	151	3,407	47	41	6	

APPLICATION FOR LICENSES:	Filed	Issued	Appealed	Contested	Uncontested
Beer	41	41			41
Bingo	2	2			2
Pool Hall	1	1			1

NUMBER OF PERSONS CERTIFIED FOR TRIAL AS ADULTS	Felony	Misdemeanors	Total

FELONY PRELIMINARY HEARINGS	Held	Waived
	84	14

FELONY POST-CONVICTION APPEALS	Filed	Terminated	Granted	Denied
	3	3	1	2

1976 BOND FORFEITURES	Felony	Misdemeanors	Traffic	Total
		15	225	240

1976 JURY DATA:	Civil	Criminal	Joint	Total
Number of Jury Terms Held	1	1		2
Number of Days Jury Was In Attendance	10			
Number of Grand Juries Called				

MISCELLANEOUS FILINGS:

Mechanic's and Material Man's Liens	70
Notary Public Bonds	13
Fictitious Partnerships	
Tax Warrants	9
Power of Attorney, Revocation, Etc. [58 O.S. SUPP. 1974, 1056 (b)]	
TOTAL	92

NUMBER OF DISPOSITION DOCKETS HELD

	1
--	---

PAYNE COUNTY

Population No. of: District Judges 50,654 Associate Judges 50 Special Judges 100 Lawyers 51 LITIGATION BREAKDOWN	Total Cases Pending on Jan. 1, 1976	Total Cases Filed in 1976	Total Cases Terminated in 1976	Disposed of by Trial or After Contest	Disposed of without Trial or Contest	Total Cases Pending on Dec. 31, 1976	Age Breakdown in Months of Cases Pending on Dec. 31, 1976		
							0 to 12 Months	12 to 24 Months	over 24 Months
CIVIL									
Auto Negligence	26	51	39	5	34	38	30	7	1
Other Tort	12	22	14	4	10	20	16	1	3
Lien or Mortgage Foreclosure	12	10	16	1	15	6	4	1	1
Real Property	29	87	77	6	68	39	35	2	2
Contractual	151	215	180	14	166	186	123	59	4
Appeals from Admin. Tribunals	1	10	7	3	4	4	4		
Injunction, Quo Warranto, Mandamus, Habeas Corpus, Etc.	6	7	7	2	5	6	3	2	1
Other Civil	26	20	39	3	36	7	3	1	3
TOTAL CIVIL	263	422	379	41	338	306	218	73	15
DOMESTIC									
Divorce	153	453	403	324	79	203	156	43	4
Separate Maintenance	6	9	11	7	4	4	4		
Annulment	1	3	2	1	1	2	1	1	
Reciprocal Support - Incoming	12	20	20	1	19	12	6	6	
Reciprocal Support - Outgoing	2	15	15		15	2	2		
Paternity Proceedings									
Adoption	6	31	30	1	29	7	4	1	2
TOTAL DOMESTIC	180	531	481	334	147	230	173	51	6
PROBATE									
Administration of Estates and Probate Proper	176	149	142	1	141	183	102	26	55
Determination of Death of Joint or Life Tenant	12	65	70		70	7	5		2
Mental Health		39	39	1	38				
Guardianship and Conservatorship	11	21	28		28	4	3	1	
Other Probate									
TOTAL PROBATE	199	274	279	2	277	194	110	27	57
SMALL CLAIMS									
Possession of Personal Property (Replevin)		22	21		21	1	1		
Possession of Real Property (Entry and Detainer)		57	56		56	1	1		
Small Claims	70	1,344	1,382	156	1,226	32	32		
TOTAL SMALL CLAIMS	70	1,423	1,459	156	1,303	34	34		
JUVENILE									
Juvenile Delinquency	10	72	58	28	30	24	21	2	1
Children in Need of Supervision	7	35	30	18	12	12	9	2	1
Dependency and Neglect	6	18	17	13	4	7	5	1	1
TOTAL JUVENILE	23	125	105	59	46	43	35	5	3
COMBINED CIVIL CATEGORIES	735	2,775	2,703	592	2,111	807	570	156	81
FELONY									
Crime Against Person	11	16	16	2	14	11	5	5	1
Crime Against Property	48	155	109	8	112	94	70	18	6
Other Felony	64	152	118	5	122	98	67	13	18
TOTAL FELONY	123	323	243	15	248	203	142	36	25
MISDEMEANORS									
DWI	58	264	236	3	233	86	68	16	2
Other Traffic	23	3,202	3,203	4	164	22	29		2
Appeals from City Funded Courts	3	11	13	1	12	1	1		
Other Misdemeanors	163	912	824	11	813	251	170	58	23
TOTAL MISDEMEANORS	247	4,389	4,276	19	1,222	360	259	74	27
COMBINED CRIMINAL CATEGORIES	370	4,712	4,519	34	1,470	563	401	110	52
GRAND TOTAL ALL CATEGORIES	1,105	7,487	7,222	626	3,581	1,370	971	266	133

APPLICATION FOR LICENSES:	Filed	Issued	Appealed	Contested	Uncontested
Beer	145	145			145
Bingo	17	17			17
Pool Hall	2	2			2

NUMBER OF PERSONS CERTIFIED FCR TRIAL AS ADULTS	Felony	Misdemeanors	Total
	2		2

FELONY PRELIMINARY HEARINGS	Held	Waived
	48	59

FELONY POST-CONVICTION APPEALS	Filed	Terminated	Granted	Denied

1976 BOND FORFEITURES	Felony	Misdemeanors	Traffic	Total
		14	2,276	2,290

1976 JURY DATA:	Civil	Criminal	Total
Number of Jury Terms Held		7	7
Number of Days Jury Was In Attendance	56		
Number of Grand Juries Called	1		

MISCELLANEOUS FILINGS:	
Mechanic's and Material Man's Liens	89
Notary Public Bonds	225
Fictitious Partnerships	8
Tax Warrants	45
Power of Attorney, Revocation, Etc. [58 O.S. SUPP. 1974, 1056 (b)]	
TOTAL	367

NUMBER OF DISPOSITION DOCKETS HELD	
	9

PITTSBURG COUNTY

Population No. of: District Judges 37,521 Associate Judges 1.00 Special Judges 1.00 Lawyers 48 LITIGATION BREAKDOWN	Total Cases Pending on Jan. 1, 1976	Total Cases Filed In 1976	Total Cases Terminated In 1976	Disposed of by Trial or After Contest	Disposed of without Trial or Contest	Total Cases Pending on Dec. 31, 1976	Age Breakdown in Months of Cases Pending on Dec. 31, 1976		
							0 to 12 Months	12 to 24 Months	over 24 Months
CIVIL									
Auto Negligence	39	50	54	14	40	35	30	3	2
Other Tort	24	28	31	10	21	21	15	6	
Lien or Mortgage Foreclosure	35	70	71	38	33	34	32	2	
Real Property	51	75	88	59	22	38	32	5	1
Contractual	72	133	117	47	70	88	72	14	2
Appeals from Admin. Tribunals	6	21	24	19	5	3	2	1	
Injunction, Quo Warranto, Mandamus, Habeas Corpus, Etc.	9	52	52	48	4	9	6	3	
Other Civil	33	98	96	43	53	35	30	3	2
TOTAL CIVIL	269	527	533	278	255	263	219	37	7
DOMESTIC									
Divorce	133	438	491	72	419	80	76	4	
Separate Maintenance	2	3	5	1	4				
Annulment	1	5	6		6				
Reciprocal Support - Incoming	14	21	21	3	18	14	12	2	
Reciprocal Support - Outgoing	12	14	10	1	9	16	12	3	1
Paternity Proceedings									
Adoption	8	32	29		29	11	5	4	2
TOTAL DOMESTIC	170	513	562	77	485	121	105	13	3
PROBATE									
Administration of Estates and Probate Proper	174	132	93	5	88	213	103	36	74
Determination of Death of Joint or Life Tenant	4	43	39		39	8	5	1	2
Mental Health	170	36	13		13	193	32	45	116
Guardianship and Conservatorship	1	22	19		19	4	3		1
Other Probate		9	9		9				
TOTAL PROBATE	349	242	173	5	168	418	143	82	193
SMALL CLAIMS									
Possession of Personal Property (Replevin)	4	36	25	14	11	15	13	1	1
Possession of Real Property (Entry and Detainer)	5	30	19	18	1	16	14	2	
Small Claims	141	698	494	344	150	345	239	100	6
TOTAL SMALL CLAIMS	150	764	538	376	162	376	266	103	7
JUVENILE									
Juvenile Delinquency	59	37	73	22	51	23	7	4	12
Children in Need of Supervision	21	42	48	7	41	15	6	5	4
Dependency and Neglect	17	33	24	7	17	26	18	5	3
TOTAL JUVENILE	97	112	145	36	109	64	31	14	19
COMBINED CIVIL CATEGORIES	1,035	2,158	1,951	772	1,179	1,242	764	249	229
FELONY									
Crime Against Person	87	110	108	9	104	89	61	22	6
Crime Against Property	90	117	106	18	124	101	71	23	7
Other Felony	128	73	123	13	116	78	37	18	23
TOTAL FELONY	305	300	337	40	344	268	169	63	36
MISDEMEANORS									
DWI	91	268	223	4	219	136	117	11	8
Other Traffic	528	2,236	2,094	110	1,984	670	236	183	251
Appeals from City-Funded Courts	4	4	5	3	2	3	3		
Other Misdemeanors	330	1,169	1,043	29	1,015	456	315	77	64
TOTAL MISDEMEANORS	953	3,677	3,365	146	3,220	1,265	671	271	323
COMBINED CRIMINAL CATEGORIES	1,258	3,977	3,702	186	3,564	1,533	840	334	359
GRAND TOTAL ALL CATEGORIES	2,293	6,135	5,653	958	4,743	2,775	1,604	583	588

APPLICATION FOR LICENSES:	Filed	Issued	Appealed	Contested	Uncontested
Beer	168	160		4	162
Bingo	15	15			16
Pool Hall		1			1

NUMBER OF PERSONS CERTIFIED FOR TRIAL AS ADULTS	Felony	Misdemeanors	Total
	14		14

FELONY PRELIMINARY HEARINGS	Held	Waived
	107	58

FELONY POST-CONVICTION APPEALS	Filed	Terminated	Granted	Denied
	8	7	1	6

1978 BOND FORFEITURES	Felony	Misdemeanors	Traffic	Total
	3	17	101	121

1976 JURY DATA:	Civil	Criminal	Joint	Total
Number of Jury Terms Held				
Number of Days Jury Was in Attendance	2	5	5	12
Number of Grand Juries Called	55			

MISCELLANEOUS FILINGS:

Mechanic's and Material Men's Liens	109
Notary Public Bonds	161
Fictitious Partnerships	
Tax Warrants	28
Power of Attorney, Revocation, Etc. [58 O.S. SUPP. 1974, 1056 (b)]	7
TOTAL	305

NUMBER OF DISPOSITION DOCKETS HELD

	5
--	---

PONTIAC COUNTY

Population No. of: District Judges Associate Judges Special Judges Lawyers							Age Breakdown in Months of Cases Pending on Dec. 31, 1976		
	Total Cases Pending on Jan. 1, 1976	Total Cases Filed in 1976	Total Cases Terminated in 1976	Disposed of by Trial or After Contest	Disposed of without Trial or Contest	Total Cases Pending on Dec. 31, 1976	0 to 12 Months	12 to 24 Months	over 24 Months
27,867 1.00 1.00 1.00 42									
LITIGATION BREAKDOWN									
CIVIL									
Auto Negligence	11	37	35	16	19	13	10	3	
Other Tort	3	26	27	11	16	2	1	1	
Lien or Mortgage Foreclosure	9	13	22	22					
Real Property	2	4	6	6					
Contractual	57	256	266	137	129	47	31	16	
Appeals from Admin. Tribunals		4	3	3		1	1		
Injunction, Quo Warranto, Mandamus, Habeas Corpus, Etc.		4	4	4					
Other Civil	9	74	76	58	18	7	4	3	
TOTAL CIVIL	91	418	439	257	182	70	47	23	
DOMESTIC									
Divorce	28	313	310	3	307	31	26	5	
Separate Maintenance		4	3		3	1	1		
Annulment									
Reciprocal Support - Incoming		5	3		3	2	2		
Reciprocal Support - Outgoing		7	4		4	3	3		
Paternity Proceedings		2	1	1	1	1	1		
Adoption	5	28	24	2	22	9	4	5	
TOTAL DOMESTIC	33	359	345	6	340	47	37	10	
PROBATE									
Administration of Estates and Probate Proper	35	109	117	16	101	27	20	7	
Determination of Death of Joint or Life Tenant	3	42	40		40	5	5		
Mental Health		22	16	2	14	6	6		
Guardianship and Conservatorship	5	19	17		17	7	5	2	
Other Probate		20	20		20				
TOTAL PROBATE	43	212	210	18	192	45	36	9	
SMALL CLAIMS									
Possession of Personal Property (Replevin)		24	24		24				
Possession of Real Property (Entry and Detainer)		40	40		40				
Small Claims	65	692	695	92	603	62	55	7	
TOTAL SMALL CLAIMS	65	756	749	92	667	62	55	7	
JUVENILE									
Juvenile Delinquency	5	34	27	24	3	12	7	5	
Children in Need of Supervision	6	14	16	14	2	4	2	2	
Dependency and Neglect		16	16	16					
TOTAL JUVENILE	11	64	59	54	5	16	9	7	
COMBINED CIVIL CATEGORIES									
	243	1,809	1,812	427	1,386	240	184	56	
FELONY									
Crime Against Person	13	40	43	31	12	10	8	2	
Crime Against Property	28	77	88	70	18	17	7	10	
Other Felony	8	9	12	10	2	5	3	2	
TOTAL FELONY	49	126	143	111	32	32	18	14	
MISDEMEANORS									
DWI	11	163	167	53	114	7	4	3	
Other Traffic	3	363	361	92	269	5	3	2	
Appeals from City-Funded Courts	2	6	4	4		4	2	2	
Other Misdemeanors	8	83	82	11	71	9	7	2	
TOTAL MISDEMEANORS	24	615	614	160	454	25	16	9	
COMBINED CRIMINAL CATEGORIES									
	73	741	757	271	486	57	34	23	
GRAND TOTAL ALL CATEGORIES									
	316	2,550	2,569	698	1,872	297	218	79	

APPLICATION FOR LICENSES:	Filed	Issued	Appealed	Contested	Uncontested
Beer	68	68			68
Bingo	1	1			1
Pool Hall					

NUMBER OF PERSONS CERTIFIED FOR TRIAL AS ADULTS	Felony	Misdemeanors	Total
	3		3

FELONY PRELIMINARY HEARINGS	Held	Waived
	132	23

FELONY POST-CONVICTION APPEALS	Filed	Terminated	Granted	Denied
	4	4		4

1976 BOND FORFEITURES	Felony	Misdemeanors	Traffic	Total
		61	93	154

1976 JURY DATA:	Civil	Criminal	Joint	Total
Number of Jury Terms Held	9	9		18
Number of Days Jury Was in Attendance	33			
Number of Grand Juries Called				

MISCELLANEOUS FILINGS:	
Mechanic's and Material Man's Liens	105
Notary Public Bonds	148
Fictitious Partnerships	6
Tax Warrants	15
Power of Attorney, Revocation, Etc.	
[68 O.S. SUPP. 1974, 1056 (b)]	
TOTAL	274

NUMBER OF DISPOSITION DOCKETS HELD	9
---	----------

POTTAWATOMIE COUNTY

Population No. of: District Judges Associate Judges Special Judges Lawyers LITIGATION BREAKDOWN							Age Breakdown in Months of Cases Pending on Dec. 31, 1976		
	Total Cases Pending on Jan. 1, 1976	Total Cases Filed in 1976	Total Cases Terminated in 1976	Disposed of by Trial or After Contest	Disposed of without Trial or Contest	Total Cases Pending on Dec. 31, 1976	0 to 12 Months	12 to 24 Months	over 24 Months
43,134 1.00 1.00 1.00 64									
CIVIL	50	51	70	11	58	31	23	5	3
Auto Negligence									
Other Tort	18	25	23	5	18	20	16	1	3
Lien or Mortgage Foreclosure	13	30	28	5	23	15	13		2
Real Property	41	100	91	9	84	50	38	7	5
Contractual	145	192	215	33	181	122	99	17	6
Appeals from Admin. Tribunals	8	26	27	4	23	7	6		1
Injunction, Quo Warranto, Mandamus, Habeas Corpus, Etc.	17	13	23	11	11	7	6		1
Other Civil	34	65	72	17	56	27	18	6	3
TOTAL CIVIL	326	502	549	95	454	279	219	36	24
DOMESTIC	49	499	490	74	416	58	58		
Divorce									
Separate Maintenance	1	5	6		6				
Annulment		2	2		2				
Reciprocal Support - Incoming		18	15	1	14	3	3		
Reciprocal Support - Outgoing		13	13		13				
Paternity Proceedings	4		1		1	3			3
Adoption	2	37	39	2	37				
TOTAL DOMESTIC	56	574	566	77	489	64	61		3
PROBATE									
Administration of Estates and Probate Proper	189	178	171		171	196	113	26	57
Determination of Death of Joint or Life Tenant	5	65	68		68	2			2
Mental Health	11	55	65	1	64	1	1		
Guardianship and Conservatorship	32	44	57		57	19	2	9	8
Other Probate		2	2		2				
TOTAL PROBATE	237	344	363	1	362	218	116	35	67
SMALL CLAIMS									
Possession of Personal Property (Replevin)	39	58	45	12	33	52	13	24	15
Possession of Real Property (Entry and Detainer)	11	50	45	17	28	16	7	4	5
Small Claims	380	594	512	140	372	462	109	105	248
TOTAL SMALL CLAIMS	430	702	602	169	433	530	129	133	268
JUVENILE									
Juvenile Delinquency	6	44	46	43	1	4	4		
Children in Need of Supervision	1	59	53	47	7	7	7		
Dependency and Neglect	5	55	54	53	3	6	6		
TOTAL JUVENILE	12	158	153	143	11	17	17		
COMBINED CIVIL CATEGORIES	1,061	2,280	2,233	485	1,749	1,108	542	204	362
FELONY									
Crime Against Person	64	176	93	6	87	147	102	3	42
Crime Against Property	172	208	177	19	158	203	74	113	16
Other Felony	189	84	75	3	72	198	27	5	166
TOTAL FELONY	425	468	345	28	317	548	203	121	224
MISDEMEANORS									
DWI	43	115	103	1	102	55	31	4	20
Other Traffic	114	4,295	3,991	13	3,978	418	380	28	10
Appeals from City-Funded Courts	1	1	2		2				
Other Misdemeanors	575	568	474	12	462	669	181	127	361
TOTAL MISDEMEANORS	733	4,979	4,570	26	4,544	1,142	592	159	391
COMBINED CRIMINAL CATEGORIES	1,158	5,447	4,915	54	4,861	1,690	795	280	615
GRAND TOTAL ALL CATEGORIES	2,219	7,727	7,148	539	6,610	2,798	1,337	484	977

APPLICATION FOR LICENSES:	Filed	Issued	Appealed	Contested	Uncontested
Beer	128	128		1	127
Singo	11	11			11
Pool Hall	1	1			1

NUMBER OF PERSONS CERTIFIED FOR TRIAL AS ADULTS	Felony	Misdemeanors	Total
	7		7

FELONY PRELIMINARY HEARINGS	Held	Waived		
	Filed	Terminated	Granted	Denied
	128	148		
FELONY POST-CONVICTION APPEALS	6	6		6
1976 BOND FORFEITURES	6	1		6

1976 JURY DATA:	Civil	Criminal	Joint	Total
Number of Jury Terms Held			6	6
Number of Days Jury Was in Attendance	40			
Number of Grand Juries Called				

MISCELLANEOUS FILINGS:	
Mechanic's and Material Man's Liens	155
Notary Public Bonds	210
Fictitious Partnerships	2
Tax Warrants	45
Power of Attorney, Revocation, Etc. [58 O.S. SUPP. 1974, 1056 (b)]	
TOTAL	412

NUMBER OF DISPOSITION DOCKETS HELD	Total
	22

PUSHMATAHA COUNTY

Population No. of: District Judges — 9,385 Associate Judges — 33 Special Judges — 1,00 Lawyers — 9	Total Cases Pending on Jan. 1, 1976	Total Cases Filed in 1976	Total Cases Terminated in 1976	Disposed of by Trial or After Contest	Disposed of without Trial or Contest	Total Cases Pending on Dec. 31, 1976	Age Breakdown in Months of Cases Pending on Dec. 31, 1976		
							0 to 12 Months	12 to 24 Months	over 24 Months
LITIGATION BREAKDOWN									
CIVIL									
Auto Negligence		10	8		8	2	2		
Other Tort	3	11	9	2	7	5	5		
Lease or Mortgage Foreclosure	2	22	13		13	11	10	1	
Real Property	13	65	66		66	12	10		2
Contractual	10	33	36		36	7	6	1	
Appeals from Admin. Tribunals		2	2		2				
Injunction, Quo Warranto, Mandamus, Habeas Corpus, Etc.	2	7	9	3	6				
Other Civil	12	15	25		25	2	2		
TOTAL CIVIL	42	165	168	5	163	39	35	2	2
DOMESTIC									
Divorce	19	89	98	56	42	10	10		
Separate Maintenance		1				1	1		
Annulment		8	6		6	2	2		
Reciprocal Support — Incoming									
Reciprocal Support — Outgoing	1					1		1	
Paternity Proceedings	1		1	1					
Adoption		7	6		6	1	1		
TOTAL DOMESTIC	21	105	111	57	54	15	14	1	
PROBATE									
Administration of Estates and Probate Proper	34	44	29	3	26	49	34	11	4
Determination of Death of Joint or Life Tenant	1	8	9		9				
Mental Health	4	16	8		8	12	9	1	2
Guardianship and Conservatorship	3	3	5		5	1			1
Other Probate	3	3	2		2	1	1		
TOTAL PROBATE	42	74	53	3	50	63	44	12	7
SMALL CLAIMS									
Possession of Personal Property (Replevin)	1					1			1
Possession of Real Property (Entry and Detainer)	2		2		2				
Small Claims	41	115	89	48	41	67	31	29	7
TOTAL SMALL CLAIMS	44	115	91	48	43	68	31	29	8
JUVENILE									
Juvenile Delinquency		16	10	4	6	6	6		
Children in Need of Supervision	3	2	2		2	3	1	2	
Dependency and Neglect		2	2		2				
TOTAL JUVENILE	3	20	14	4	10	9	7	2	
COMBINED CIVIL CATEGORIES	152	479	437	117	320	194	131	46	17
FELONY									
Crime Against Person	9	11	10	10		10	3	5	2
Crime Against Property	6	24	16	19	3	14	11	1	2
Other Felony	7	19	16	16		10	5	5	
TOTAL FELONY	22	54	42	45	3	34	19	11	4
MISDEMEANORS									
DWI	19	34	39		39	14	5	6	3
Other Traffic	76	598	552	5	547	122	46	18	58
Appeals from City-Funded Courts									
Other Misdemeanors	69	220	248	5	245	41	24	16	1
TOTAL MISDEMEANORS	164	852	839	10	831	177	75	40	62
COMBINED CRIMINAL CATEGORIES	186	906	881	55	834	211	94	51	66
GRAND TOTAL ALL CATEGORIES	338	1,385	1,318	172	1,154	405	225	97	83

APPLICATION FOR LICENSES:	Filed	Issued	Appealed	Contested	Uncontested
Beer	47	49			49
Bingo	4	3			3
Pool Hall					

NUMBER OF PERSONS CERTIFIED FOR TRIAL AS ADULTS	Felony	Misdemeanors	Total
	1		1

FELONY PRELIMINARY HEARINGS	Held	Waived
	21	3

FELONY POST-CONVICTION APPEALS	Filed	Terminated	Granted	Denied
	1			

1976 BOND FORFEITURES	Felony	Misdemeanors	Traffic	Total
	2	61	321	384

1976 JURY DATA:	Civil	Criminal	Joint	Total
Number of Jury Terms Held			2	2
Number of Days Jury Was in Attendance	16			
Number of Grand Juries Called	1			

MISCELLANEOUS FILINGS:

Mechanic's and Material Men's Liens	7
Notary Public Bonds	26
Fictitious Partnerships	
Tax Warrants	4
Power of Attorney, Revocation, Etc. [56 O.S. SUPP. 1974, 1056 (b)]	
TOTAL	37
NUMBER OF DISPOSITION DOCKETS HELD	7

ROGER MILLS COUNTY

Population No. of: District Judges 4,452 Associate Judges 17 Special Judges 100 Lawyers 5 LITIGATION BREAKDOWN	Total Cases Pending on Jan. 1, 1976	Total Cases Filed in 1976	Total Cases Terminated in 1976	Disposed of by Trial or After Contest	Disposed of without Trial or Contest	Total Cases Pending on Dec. 31, 1976	Age Breakdown in Months of Cases Pending on Dec. 31, 1976		
							0 to 12 Months	12 to 24 Months	over 24 Months
CIVIL									
Auto Negligence						1	1		
Other Tort		1							
Lien or Mortgage Foreclosure		2	2	2					
Real Property	6	13	13	13		6	6		
Contractual	10	16	20	20		6	6		
Appeals from Admin. Tribunals		1				1	1		
Injunction, Quo Warranto, Mandamus, Habeas Corpus, Etc.		2				2	2		
Other Civil		4	2		2	2	2		
TOTAL CIVIL	16	39	37	35	2	18	18		
DOMESTIC									
Divorce	6	25	28	20	8	3	3		
Separate Maintenance		1	1	1					
Annulment		1	1		1				
Reciprocal Support - Incoming		1	1		1				
Reciprocal Support - Outgoing	1	1	2		2				
Paternity Proceedings									
Adoption		5	5		5				
TOTAL DOMESTIC	7	34	38	21	17	3			
PROBATE									
Administration of Estates and Probate Proper	61	40	78	3	75	23	23		
Determination of Death of Joint or Life Tenant		4	4		4				
Mental Health	2	1	3		3				
Guardianship and Conservatorship		2	1		1	1		1	
Other Probate									
TOTAL PROBATE	63	47	86	3	83	24	24		
SMALL CLAIMS									
Possession of Personal Property (Replevin)									
Possession of Real Property (Entry and Detainer)		2	2		2				
Small Claims		38	38	3	35				
TOTAL SMALL CLAIMS		40	40	3	37				
JUVENILE									
Juvenile Delinquency	4	2	6	5	1				
Children in Need of Supervision		7	7	7					
Dependency and Neglect		1	1	1					
TOTAL JUVENILE	4	10	14	13	1				
COMBINED CIVIL CATEGORIES	90	170	215	75	140	45	45		
FELONY									
Crime Against Person	4	12	11	3	9	5	5		
Crime Against Property	4	2	4	2	2	2	2		
Other Felony		2	1			1	1		
TOTAL FELONY	8	16	16	5	11	8	8		
MISDEMEANORS									
DWI		9	9	9					
Other Traffic	19	272	255	3	252	36	36		
Appeals from City-Funded Courts									
Other Misdemeanors	2	90	87	81	6	5	5		
TOTAL MISDEMEANORS	21	371	351	93	258	41	41		
COMBINED CRIMINAL CATEGORIES	29	387	367	98	269	49	49		
GRAND TOTAL ALL CATEGORIES	119	557	582	173	408	94	94		

APPLICATION FOR LICENSES:	Filed	Issued	Appealed	Contested	Uncontested
Beer	10	9		1	9
Bingo	1	1			1
Pool Hall					

NUMBER OF PERSONS CERTIFIED FOR TRIAL AS ADULTS	Felony	Misdemeanors	Total
		1	1

FELONY PRELIMINARY HEARINGS	Held	Waived
	4	1

FELONY POST-CONVICTION APPEALS	Filed	Terminated	Granted	Denied

1976 BOND FORFEITURES	Felony	Misdemeanors	Traffic	Total
		3	90	93

1976 JURY DATA:	Civil	Criminal	Joint	Total
Number of Jury Terms Held			2	2
Number of Days Jury Was in Attendance	3			
Number of Grand Juries Called				

MISCELLANEOUS FILINGS:

Mechanic's and Material Men's Liens	2
Notary Public Bonds	19
Fictitious Partnerships	
Tax Warrants	
Power of Attorney, Revocation, Etc. [58 O.S. SUPP. 1974, 1056 (b)]	
TOTAL	21

NUMBER OF DISPOSITION DOCKETS HELD 1

ROGERS COUNTY

Population No. of: District Judges Associate Judges Special Judges Lawyers	Total Cases Pending on Jan. 1, 1976	Total Cases Filed in 1976	Total Cases Terminated in 1976	Disposed of by Trial or After Contest	Disposed of without Trial or Contest	Total Cases Pending on Dec. 31, 1976	Age Breakdown in Months of Cases Pending on Dec. 31, 1976		
							0 to 12 Months	12 to 24 Months	over 24 Months
28,425 33 1.00 1.00 31									
LITIGATION BREAKDOWN									
CIVIL									
Auto Negligence	26	33	30	12	18	29	20	7	2
Other Tort	21	17	15	10	7	23	15	3	5
Lien or Mortgage Foreclosure	26	37	36	14	25	27	22	3	2
Real Property	37	76	61	21	42	52	39	6	7
Contractual	124	191	87	21	80	228	146	75	7
Appeals from Admn. Tribunals	2	3	3	1	2	2		1	1
Injunction, Quo Warranto, Mandamus, Habeas Corpus, Etc.	7	31	2	7	2	29	25	4	
Other Civil		47	43	1	42	4	4		
TOTAL CIVIL	243	435	284	87	218	394	271	99	24
DOMESTIC									
Divorce	108	373	397	22	375	84	71	2	11
Separate Maintenance	2	7	6	1	5	3	3		
Annulment	1	3	4		4				
Reciprocal Support - Incoming	23	16	12		13	27	6	17	4
Reciprocal Support - Outgoing	6	11	11		10	6	2	3	1
Paternity Proceedings		1	1		1				
Adoption	13	33	33	1	32	13	10	3	
TOTAL DOMESTIC	153	444	464	24	440	133	92	25	16
PROBATE									
Administration of Estates and Probate Proper	140	87	67	3	62	160	64	21	75
Determination of Death of Joint or Life Tenant	7	34	37		69	4	2	1	1
Mental Health	11	32	30		30	13	2	8	3
Guardianship and Conservatorship	3	13	1		1	15	12		3
Other Probate		2	1			1	1		
TOTAL PROBATE	161	168	136	3	162	193	81	30	82
SMALL CLAIMS									
Possession of Personal Property (Replevin)		21	12	8	4	9	9		
Possession of Real Property (Entry and Detainer)	3	13	11	8	3	5	5		
Small Claims	126	386	331	178	153	181	144	8	29
TOTAL SMALL CLAIMS	129	420	354	194	160	195	158	8	29
JUVENILE									
Juvenile Delinquency	46	41	28	40		59	22	17	20
Children in Need of Supervision	32	18	20	19		30	9	14	7
Dependency and Neglect	19	5	10	10		14	2	7	5
TOTAL JUVENILE	97	64	58	69		103	33	38	32
COMBINED CIVIL CATEGORIES									
	783	1,531	1,296	377	980	1,018	635	200	183
FELONY									
Crime Against Person	29	57	38	2	41	48	27	9	12
Crime Against Property	253	163	114	5	140	302	73	59	170
Other Felony	13	41	36	1	43	18	12	4	2
TOTAL FELONY	295	261	188	8	224	368	112	72	184
MISDEMEANORS									
DWI	298	155	150	128	8	303	61	106	136
Other Traffic	1,729	3,714	3,485	833	2,666	1,958	444	468	1,046
Appeals from City-Funded Courts									
Other Misdemeanors	375	598	557	270	298	416	180	74	162
TOTAL MISDEMEANORS	2,402	4,467	4,192	1,231	2,972	2,677	685	648	1,344
COMBINED CRIMINAL CATEGORIES									
	2,397	4,728	4,380	1,236	3,196	3,045	797	720	1,528
GRAND TOTAL ALL CATEGORIES									
	3,480	6,259	5,676	1,616	4,176	4,063	1,432	920	1,711

APPLICATION FOR LICENSES:	Filed	Issued	Appealed	Contested	Uncontested
Beer	117	113	2	5	111
Bingo	7	7			7
Pool Hall	9	8		1	8

NUMBER OF PERSONS CERTIFIED FOR TRIAL AS ADULTS	Felony	Misdemeanors	Total
	1		1

FELONY PRELIMINARY HEARINGS	Held	Waived
	67	45

FELONY POST-CONVICTION APPEALS	Filed	Terminated	Granted	Denied
	3			

1976 BOND FORFEITURES	Felony	Misdemeanors	Traffic	Total

1976 JURY DATA:	Civil	Criminal	Joint	Total
Number of Jury Terms Held			4	4
Number of Days Jury Was in Attendance	30			
Number of Grand Juries Called				

MISCELLANEOUS FILINGS:	
Mechanic's and Material Man's Liens	76
Notary Public Bonds	149
Fictitious Partnerships	5
Tax Warrants	36
Power of Attorney, Revocation, Etc.	1
[58 O.S. SUPP. 1974, 1056 (b)]	
TOTAL	267

NUMBER OF DISPOSITION DOCKETS HELD	
	5

SEMINOLE COUNTY

Population No. of: District Judges 26,144 Associate Judges 1.50 Special Judges 1.00 Lawyers 38 LITIGATION BREAKDOWN	Total Cases Pending on Jan. 1, 1976	Total Cases Filed in 1976	Total Cases Terminated in 1976	Disposed of by Trial or After Contest	Disposed of without Trial or Contest	Total Cases Pending on Dec. 31, 1973	Age Breakdown in Months of Cases Pending on Dec. 31, 1976		
							0 to 12 Months	12 to 24 Months	over 24 Months
CIVIL									
Auto Negligence	36	21	31	32	9	26	16	6	4
Other Tort	37	32	56	55	11	13	11	1	1
Lien or Mortgage Foreclosure	17	28	26	26	5	19	11	5	3
Real Property	45	144	166	78	33	23	13	6	4
Contractual	97	115	153	111	52	59	37	13	9
Appeals from Adm'n. Tribunals	2	12	10	6	4	4	4		
Injunction, Quo Warranto, Mandamus, Habeas Corpus, Etc.	18	17	14	12	2	21	10	7	4
Other Civil	49	100	107	80	27	42	18	13	11
TOTAL CIVIL	301	469	563	400	143	207	120	51	36
DOMESTIC									
Divorce	127	251	272	150	47	106	89	16	1
Separate Maintenance		2	2	2					
Annulment		2	2	2					
Reciprocal Support - Incoming	8	4	12	1	3		2	1	
Reciprocal Support - Outgoing	4	3	4			3			
Paternity Proceedings									
Adoption		20	16		16	4	3	1	
TOTAL DOMESTIC	139	282	308	155	66	113	94	18	1
PROBATE									
Administration of Estates and Probate Proper	45	99	65	50	14	79	61	10	8
Determination of Death of Joint or Life Tenant	14	33	41	34	7	6	3	3	
Mental Health		41	8	8		33	33		
Guardianship and Conservatorship	360	11	41	22	19	330	10	193	127
Other Probate		4	4		4				
TOTAL PROBATE	419	188	159	114	44	448	107	206	135
SMALL CLAIMS									
Possession of Personal Property (Replevin)		74	60	15	59	14	14		
Possession of Real Property (Entry and Detainer)		15	15	4	11				
Small Claims	39	471	372	79	392	138	99	39	
TOTAL SMALL CLAIMS	39	560	447	98	462	152	113	39	
JUVENILE									
Juvenile Delinquency	10	31	25	19	6	16	11	5	
Children in Need of Supervision	5	7	4	2	2	8	7	1	
Dependency and Neglect		22	6		6	16	15	1	
TOTAL JUVENILE	15	60	35	21	14	40	33	7	
COMBINED CIVIL CATEGORIES	913	1,559	1,512	788	729	960	467	321	172
FELONY									
Crime Against Person	109	180	116	19	141	173	67	60	46
Crime Against Property	76	11	45	3	3	42	22	13	7
Other Felony	18		18	3	15				
TOTAL FELONY	203	191	179	25	159	215	89	73	53
MISDEMEANORS									
DWI	78	203	266	86	116	15	11	3	1
Other Traffic	209	1,612	1,653	54	1,023	168	98	43	27
Appeals from City-Funded Courts	60	39	59	36		40	12	13	15
Other Misdemeanors	99	332	349	43	289	82	54	20	8
TOTAL MISDEMEANORS	446	2,186	2,327	219	1,428	305	175	79	51
COMBINED CRIMINAL CATEGORIES	649	2,377	2,506	244	1,587	520	264	152	104
GRAND TOTAL ALL CATEGORIES	1,562	3,936	4,018	1,032	2,316	1,480	731	473	276

APPLICATION FOR LICENSES:	Filed	Issued	Appealed	Contested	Uncontested
Beer	96	89		1	95
Bingo	8	5			8
Pool Hall					

NUMBER OF PERSONS CERTIFIED FOR TRIAL AS ADULTS	Felony	Misdemeanors	Total		
	2		2		
FELONY PRELIMINARY HEARINGS	Held	Waived			
	83	55			
FELONY POST-CONVICTION APPEALS	Filed	Terminated	Granted	Denied	
	1	1		1	
1976 BOND FORFEITURES	Felony	Misdemeanors	Traffic	Total	
		61	1,562	1,623	
1976 JURY DATA:	Civil	Criminal	Joint	Total	
	Number of Jury Terms Held	4	4	1	9
	Number of Days Jury Was in Attendance	45			
	Number of Grand Juries Called	1			

MISCELLANEOUS FILINGS:

Mechanic's and Material Man's Liens	72
Notary Public Bonds	86
Fictitious Partnerships	3
Tax Warrants	16
Power of Attorney, Revocation, Etc. [58 O.S. SUPP. 1974, 1056 (b)]	6
TOTAL	183

NUMBER OF DISPOSITION
DOCKETS HELD

8

SEQUOYAH COUNTY

Population No. of: District Judges 23, 370 Associate Judges 30 Special Judges 1, 00 Lawyers 19 LITIGATION BREAKDOWN	Total Cases Pending on Jan. 1, 1978	Total Cases Filed In 1978	Total Cases Terminated In 1978	Disposed of by Trial or After Contest	Disposed of without Trial or Contest	Total Cases Pending on Dec. 31, 1978	Age Breakdown in Months of Cases Pending on Dec. 31, 1978		
							0 to 12 Months	12 to 24 Months	over 24 Months
CIVIL									
Auto Negligence	8	10	6	4	2	12	8	3	1
Other Tort		7	3	3		4	4		
Lien or Mortgage Foreclosure	18	48	34	19	15	32	23	7	2
Real Property	25	88	66	20	46	47	35	9	3
Contractual	39	12	23	11	12	28	7	11	10
Appeals from Admin. Tribunals		5	3		3	2			
Injunction, Quo Warranto, Mandamus, Habeas Corpus, Etc.	3	41	41		41	3	2	1	
Other Civil	130	170	150	4	146	150	110	32	8
TOTAL CIVIL	223	381	326	61	265	278	191	63	24
DOMESTIC									
Divorce	122	334	410	20	390	46	30	11	5
Separate Maintenance		2	1		1	1	1		
Annulment		5	4		4	1	1		
Reciprocal Support - Incoming	28	28	1		1	55	27	21	7
Reciprocal Support - Outgoing	2	8	2		2	8	6	2	
Paternity Proceedings	2		1	1		1	1		
Adoption		14	13	2	11	1	1		
TOTAL DOMESTIC	154	391	432	23	409	113	66	35	12
PROBATE									
Administration of Estates and Probate Proper	35	53	36	3	33	52	26	10	16
Determination of Death of Joint or Life Tenant	1	18	17		17	2	2		
Mental Health	1	25	24	1	23	2	1	1	
Guardianship and Conservatorship	4	9	2		2	11	9	2	
Other Probate		3	2		2	1	1		
TOTAL PROBATE	41	108	81	4	77	68	39	13	16
SMALL CLAIMS									
Possession of Personal Property (Replevin)	4	5	3		3	6	3	2	1
Possession of Real Property (Entry and Detainer)	3	5	4	1	3	4	3	1	
Small Claims	256	589	507	25	482	338	152	106	80
TOTAL SMALL CLAIMS	263	599	514	26	488	348	158	109	81
JUVENILE									
Juvenile Delinquency	15	35	35	12	23	15	12	3	
Children in Need of Supervision	9	14	18	5	13	5	5		
Dependency and Neglect	6	18	19	7	12	5	5		
TOTAL JUVENILE	30	67	72	24	48	25	22	3	
COMBINED CIVIL CATEGORIES	711	1,546	1,426	138	1,287	832	476	223	133
FELONY									
Crime Against Person	63	45	52	5	47	56	22	19	15
Crime Against Property	49	85	53	4	49	81	38	28	16
Other Felony	92	133	91	3	88	134	74	45	15
TOTAL FELONY	204	263	196	12	184	271	134	92	45
MISDEMEANORS									
DWI	23	158	161		161	20	15	3	2
Other Traffic	595	3,073	2,444	11	2,433	1,224	629	256	339
Appeals from City-Funded Courts		5	3		3	2	2		
Other Misdemeanors	146	634	535	16	519	245	101	88	56
TOTAL MISDEMEANORS	764	3,870	3,143	27	3,116	1,491	747	347	397
COMBINED CRIMINAL CATEGORIES	968	4,133	3,339	39	3,300	1,762	881	439	442
GRAND TOTAL ALL CATEGORIES	1,679	5,679	4,764	177	4,587	2,594	1,357	662	575

APPLICATION FOR LICENSES:	Filed	Issued	Appealed	Contested	Uncontested
Beer	112	112			112
Bingo					
Pool Hall					

NUMBER OF PERSONS CERTIFIED FOR TRIAL AS ADULTS	Felony	Misdemeanors	Total
	4		4

FELONY PRELIMINARY HEARINGS	Held	Waived		
	39	16		
FELONY POST-CONVICTION APPEALS	Filed	Terminated	Granted	Denied
	3	3		3
1978 BOND FORFEITURES	Felony	Misdemeanors	Traffic	Total
			72	72

1978 JURY DATA:	Civil	Criminal	Joint	Total
Number of Jury Terms Held				
Number of Days Jury Was in Attendance	30		2	2
Number of Grand Juries Called				

MISCELLANEOUS FILINGS:	
Mechanic's and Material Men's Liens	48
Notary Public Bonds	67
Fictitious Partnerships	1
Tax Warrants	5
Power of Attorney, Revocation, Etc.	
[58 O.S. SUPP. 1974, 1056 (b)]	
TOTAL	121

NUMBER OF DISPOSITION DOCKETS HELD	
	14

STEPHENS COUNTY

Population No. of: District Judges 35,902 Associate Judges 50 Special Judges 1-00 Lawyers 1-00 Litigation Breakdown 67	Total Cases Pending on Jan. 1, 1976	Total Cases Filed in 1976	Total Cases Terminated in 1976	Disposed of by Trial or After Contest	Disposed of without Trial or Contest	Total Cases Pending on Dec. 31, 1976	Age Breakdown in Months of Cases Pending on Dec. 31, 1976		
							0 to 12 Months	12 to 24 Months	over 24 Months
CIVIL									
Auto Negligence	23	28	31	1	30	20	16	3	1
Other Tort	16	21	20	4	16	17	11	6	
Lien or Mortgage Foreclosure	7	5	7	2	5	5	4	1	
Real Property	15	54	42	1	41	27	21	1	5
Contractual	89	118	105	7	98	102	64	31	7
Appeals from Admin. Tribunals									
Injunction, Quo Warranto, Mandamus, Habeas Corpus, Etc.	8	19	18	3	15	9	5	4	
Other Civil	21	101	87	4	83	35	22	8	5
TOTAL CIVIL	179	346	310	22	288	215	143	54	18
DOMESTIC									
Divorce	140	416	385		385	171	109	45	17
Separate Maintenance	8	3	4		4	7	1	4	2
Annulment	1	4	4		4	1	1		
Reciprocal Support - Incoming	20	15	8		8	27	8	8	11
Reciprocal Support - Outgoing	22	11				33	11	10	12
Paternity Proceedings		6	6		6				
Adoption	6	41	39		39	8	3	1	4
TOTAL DOMESTIC	197	496	446		440	247	133	68	46
PROBATE									
Administration of Estates and Probate Proper	15	155	67	1	66	103	93	3	7
Determination of Death of Joint or Life Tenant	5	43	42		42	6	5		1
Mental Health	3	25	21	1	20	7	4		3
Guardianship and Conservatorship	3	22	22		22	3	1		2
Other Probate	2	21	20		20	3	1		2
TOTAL PROBATE	28	266	172	2	170	122	104	3	15
SMALL CLAIMS									
Possession of Personal Property (Replevin)	1	18	18	3	15	1	1		
Possession of Real Property (Entry and Detainer)		40	36	13	23	4	4		
Small Claims	35	754	733	71	662	56	53	2	1
TOTAL SMALL CLAIMS	36	812	787	87	700	61	58	2	1
JUVENILE									
Juvenile Delinquency	41	101	91	28	54	51	26	23	
Children in Need of Supervision	19	17	21	3	18	15	6	5	4
Dependency and Neglect	3	18	13	5	8	8	5	2	1
TOTAL JUVENILE	63	136	125	36	80	74	37	30	7
COMBINED CIVIL CATEGORIES	503	2,056	1,840	147	1,688	719	475	157	87
FELONY									
Crime Against Person	14	32	21	2	19	15	12	1	12
Crime Against Property	186	247	207	10	197	226	96	65	60
Other Felony	75	80	89	5	84	66	33	17	16
TOTAL FELONY	275	359	317	17	300	317	141	83	93
MISDEMEANORS									
DWI	32	120	117	3	114	35	32	2	1
Other Traffic	230	3,555	3,420	140	3,280	365	289	50	26
Appeals from City-Funded Courts		1				1	1		
Other Misdemeanors	305	575	524	6	518	316	164	140	52
TOTAL MISDEMEANORS	567	4,251	4,061	149	3,912	737	486	192	79
COMBINED CRIMINAL CATEGORIES	842	4,610	4,378	166	4,212	1,074	627	275	172
GRAND TOTAL ALL CATEGORIES	1,345	6,666	6,218	313	5,896	1,793	1,102	432	259

APPLICATION FOR LICENSES:	Filed	Issued	Appealed	Contested	Uncontested
Beer	89	87			87
Bingo	6	6			6
Pool Hall	2	2			2

NUMBER OF PERSONS CERTIFIED FOR TRIAL AS ADULTS	Felony	Misdemeanors	Total
	11		11

FELONY PRELIMINARY HEARINGS	Filed	Waived	Terminated	Granted	Denied
	49	101			

FELONY POST-CONVICTION APPEALS	Filed	Terminated	Granted	Denied
	1	1		1

1976 BOND FORFEITURES	Felony	Misdemeanors	Traffic	Total
	3	13	96	112

1976 JURY DATA:	Civil	Criminal	Joint	Total
Number of Jury Terms Held			4	4
Number of Days Jury Was in Attendance	55			
Number of Grand Juries Called	1			

MISCELLANEOUS FILINGS:

Mechanic's and Material Man's Liens	170
Notary Public Bonds	184
Fictitious Partnerships	9
Tax Warrants	11
Power of Attorney, Revocation, Etc. [58 O.S. SUPP. 1974, 1056 (b)]	1
TOTAL	375

NUMBER OF DISPOSITION
DOCKETS HELD

	2
--	---

TEXAS COUNTY

Population No. of: District Judges <u>16,352</u> Associate Judges <u>25</u> Special Judges <u>1.00</u> Lawyers <u>17</u> LITIGATION BREAKDOWN	Total Cases Pending on Jan. 1, 1976	Total Cases Filed in 1976	Total Cases Terminated in 1976	Disposed of by Trial or After Contest	Disposed of without Trial or Contest	Total Cases Pending on Dec. 31, 1976	Age Breakdown in Months of Cases Pending on Dec. 31, 1976		
							0 to 12 Months	12 to 24 Months	over 24 Months
CIVIL									
Auto Negligence	20	14	17	7	10	17	7	7	3
Other Tort	11	10	12	1	11	9	6	2	1
Lease or Mortgage Foreclosure	4	13	8	4	4	9	8		1
Real Property	29	38	44	11	33	23	13	2	8
Contractual	5	8	11	4	7	2	2		
Appeals from Admin. Tribunals		1	1		1				
Injunction, Quo Warranto, Mandamus, Habeas Corpus, Etc.		3	1	1		2	2		
Other Civil	41	127	111	15	96	57	47	8	2
TOTAL CIVIL	110	214	205	43	162	119	85	19	15
DOMESTIC									
Divorce	35	134	146	36	110	23	23		
Separate Maintenance	1	1	1		1	1		1	
Annulment		1			1	1	1		
Reciprocal Support - Incoming	19	20	6		6	33	16	8	0
Reciprocal Support - Outgoing	11	9	3		3	17	7	4	6
Paternity Proceedings									
Adoption	2	17	13		13	6	5		1
TOTAL DOMESTIC	68	182	169	36	133	81	52	13	16
PROBATE									
Administration of Estates and Probate Proper	120	91	84	2	82	127	66	15	46
Determination of Death of Joint or Life Tenant	1	21	21		21	1			1
Mental Health	1	49	39		39	11	10	1	
Guardianship and Conservatorship	2	9	10		10	1		1	
Other Probate									
TOTAL PROBATE	124	170	154	2	152	140	76	17	47
SMALL CLAIMS									
Possession of Personal Property (Replevin)									
Possession of Real Property (Entry and Detainer)	2	14	13	13		3	3		
Small Claims	222	942	869		869	295	295		
TOTAL SMALL CLAIMS	224	956	882	13	869	298	298		
JUVENILE									
Juvenile Delinquency	4	40	39	17	22	5	1	3	1
Children in Need of Supervision	3	17	17	9	8	3		1	2
Dependency and Neglect		1	1	1					
TOTAL JUVENILE	7	58	57	27	30	8	1	4	3
COMBINED CIVIL CATEGORIES	593	1,580	1,467	121	1,346	646	512	53	81
FELONY									
Crime Against Person	7	9	2	1	1	14	7	1	6
Crime Against Property	310	246	189		189	367	96	67	204
Other Felony	46	44	40		40	50	17	15	18
TOTAL FELONY	363	299	231	1	230	431	120	83	228
MISDEMEANORS									
DWI	24	65	60	5	55	29	12	3	14
Other Traffic	117	1,940	1,899	57	1,842	158	149	2	7
Appeals from City-Funded Courts	3	5	1		1	7	4	1	2
Other Misdemeanors	575	393	358		360	610	76	77	457
TOTAL MISDEMEANORS	719	2,403	2,318	62	2,258	804	241	83	480
COMBINED CRIMINAL CATEGORIES	1,082	2,702	2,549	63	2,488	1,235	361	166	708
GRAND TOTAL ALL CATEGORIES	1,615	4,282	4,016	184	3,834	1,881	873	219	789

APPLICATION FOR LICENSES:	Filed	Issued	Appealed	Contested	Uncontested
Beer	49	50			50
Bingo	2	2			2
Pool Hall					

NUMBER OF PERSONS CERTIFIED FOR TRIAL AS ADULTS	Felony	Misdemeanors	Total
	5		5

FELONY PRELIMINARY HEARINGS	Held	Waived
	28	45

FELONY POST-CONVICTION APPEALS	Filed	Terminated	Granted	Denied
	2			2

1976 BOND FORFEITURES	Felony	Misdemeanors	Traffic	Total
			64	64

1976 JURY DATA:	Civil	Criminal	Joint	Total
Number of Jury Terms Held	1	2	1	4
Number of Days Jury Was In Attendance	17			
Number of Grand Juries Called				

MISCELLANEOUS FILINGS:	
Mechanic's and Material Man's Liens	59
Notary Public Bonds	91
Fictitious Partnerships	1
Tax Warrants	15
Power of Attorney, Revocation, Etc.	1
[58 O.S. SUPP. 1974, 1056 (b)]	
TOTAL	167

NUMBER OF DISPOSITION DOCKETS HELD	
	3

TILLMAN COUNTY

Population No. of: District Judges 12,001 Associate Judges 25 Special Judges 1,00 Lawyers 12	Total Cases Pending on Jan. 1, 1976	Total Cases Filed in 1976	Total Cases Terminated in 1976	Disposed of by Trial or After Contest	Disposed of without Trial or Contest	Total Cases Pending on Dec. 31, 1976	Age Breakdown in Months of Cases Pending on Dec. 31, 1976		
							0 to 12 Months	12 to 24 Months	over 24 Months
LITIGATION BREAKDOWN									
CIVIL									
Auto Negligence	3	6	6	4	2	3	3		
Other Tort	5	8	8	5	3	5	4	1	
Lien or Mortgage Foreclosure	1	5	4		4	3	2		
Real Property	3	26	18	2	16	11	10	1	
Contractual	4	14	14	4	10	4	4		
Appeals from Admin. Tribunals		5	5	3	2				
Injunction, Quo Warranto, Mandamus, Habeas Corpus, Etc.	3	4	5	2	3	2	1	1	
Other Civil	3	18	19	12	7	2	2		
TOTAL CIVIL	22	86	79	32	47	29	26	3	
DOMESTIC									
Divorce	14	86	84	12	72	16	16		
Separate Maintenance									
Annulment									
Reciprocal Support - Incoming	2	6	8	2	6				
Reciprocal Support - Outgoing		3	1		1	2	1	1	
Paternity Proceedings									
Adoption	1	8	8		8	1		1	
TOTAL DOMESTIC	17	103	101	14	87	19	17	2	
PROBATE									
Administration of Estates and Probate Proper	58	67	74	3	96	51	39	8	4
Determination of Death of Joint or Life Tenant		17	17		17				
Mental Health		8	8	1	7				
Guardianship and Conservatorship		8	7		8	1	1		
Other Probate									
TOTAL PROBATE	58	100	106	4	128	52	40	8	4
SMALL CLAIMS									
Possession of Personal Property (Replevin)		6	6	1	5				
Possession of Real Property (Entry and Detainer)		2	2		2				
Small Claims		95	85	17	68	10	10		
TOTAL SMALL CLAIMS		103	93	18	75	10	10		
JUVENILE									
Juvenile Delinquency		5	4	2	1	1	1		
Children in Need of Supervision	4	3	4	3		3		3	
Dependency and Neglect		3	2	1	1	1	1		
TOTAL JUVENILE	4	11	10	6	2	5	2	3	
COMBINED CIVIL CATEGORIES									
TOTAL CIVIL	101	403	389	74	339	115	95	16	4
FELONY									
Crime Against Person	4	19	19	4	19	4	4		
Crime Against Property	4	19	13		18	10	8	2	
Other Felony	4	34	20	2	20	18	17	1	
TOTAL FELONY	12	72	52	6	57	32	29	3	
MISDEMEANORS									
DWI	5	59	39	2	37	25	25		
Other Traffic	133	980	998	47	951	115	110	5	
Appeals from City-Funded Courts	2	1	3		3				
Other Misdemeanors	14	228	194	3	191	48	48		
TOTAL MISDEMEANORS	154	1,268	1,234	52	1,182	188	183	5	
COMBINED CRIMINAL CATEGORIES									
TOTAL FELONY AND MISDEMEANORS	166	1,340	1,286	58	1,239	220	212	8	
GRAND TOTAL ALL CATEGORIES									
TOTAL ALL CATEGORIES	267	1,743	1,675	132	1,578	335	307	24	4

APPLICATION FOR LICENSES:	Filed	Issued	Appealed	Contested	Uncontested
Beer	27	27			27
Blingo					
Pool Hall	1	1			1

NUMBER OF PERSONS CERTIFIED FOR TRIAL AS ADULTS	Felony	Misdemeanors	Total
	1		1

FELONY PRELIMINARY HEARINGS	Held	Waived
	26	27

FELONY POST-CONVICTION APPEALS	Filed	Terminated	Granted	Denied
	5	5		5

1976 BOND FORFEITURES	Felony	Misdemeanors	Traffic	Total
		4		4

1976 JURY DATA:	Civil	Criminal	Joint	Total
Number of Jury Terms Held		1	1	2
Number of Days Jury Was In Attendance	4			
Number of Grand Juries Called				

MISCELLANEOUS FILINGS:	
Mechanic's and Material Man's Liens	10
Notary Public Bonds	53
Fictitious Partnerships	
Tax Warrants	11
Power of Attorney, Revocation, Etc. [58 O.S. SUPP. 1974, 1056 (b)]	
TOTAL	74
NUMBER OF DISPOSITION DOCKETS HELD	2

TULSA COUNTY

Population No. of: District Judges — 399,982 Associate Judges — 1,00 Special Judges — 8,00 Lawyers — 1,235 LITIGATION BREAKDOWN	Total Cases Pending on Jan. 1, 1976	Total Cases Filed In 1976	Total Cases Terminated In 1976	Disposed of by Trial or After Contest	Disposed of without Trial or Contest	Total Cases Pending on Dec. 31, 1976	Age Breakdown in Months of Cases Pending on Dec. 31, 1976		
							0 to 12 Months	12 to 24 Months	over 24 Months
CIVIL									
Auto Negligence	646	744	533			857			
Other Tort	479	967	693			753			
Lien or Mortgage Foreclosure	995	957	686			1,266			
Real Property	352	502	360			494			
Contractual	3,724	5,341	3,826			5,239			
Appeals from Admn. Tribunals	11					11			
Injunction, Quo Warranto, Mandamus, Habeas Corpus, Etc.	197	322	231			288			
Other Civil	279	415	297			397			
TOTAL CIVIL	6,683	9,248	6,626	460	6,166	9,305	9,305		
DOMESTIC									
Divorce	583	5,552	5,084			1,051			
Separate Maintenance	12	106	20			98			
Annulment	5	60	32			33			
Reciprocal Support — Incoming	227	296	139			384			
Reciprocal Support — Outgoing	174	195	90			279			
Paternity Proceedings	22	28	20			30			
Adoption	178	437	420			195			
TOTAL DOMESTIC	1,201	6,774	5,805	552	5,253	2,070	2,070		
PROBATE									
Administration of Estates and Probate Proper	660	859	729	84	645	790			
Determination of Death of Joint or Life Tenant	25	426	411	47	364	40			
Mental Health	43	482	470	54	416	55			
Guardianship and Conservatorship	60	222	146	16	130	136			
Other Probate	4					4			
TOTAL PROBATE	792	1,989	1,756	201	1,555	1,025	1,025		
SMALL CLAIMS									
Possession of Personal Property (Replevin)	337	434	564	58	506	207			
Possession of Real Property (Entry and Detainer)	1,137	2,347	3,049	314	2,735	435			
Small Claims	9,151	13,736	17,845	1,837	16,008	5,042			
TOTAL SMALL CLAIMS	10,625	16,517	21,458	2,209	19,249	5,684	5,684		
JUVENILE									
Juvenile Delinquency	214	967	828	253	575	353			
Children in Need of Supervision	33	194	148	21	127	79			
Dependency and Neglect	67	317	295	126	169	89			
TOTAL JUVENILE	314	1,478	1,271	400	871	521	521		
COMBINED CIVIL CATEGORIES	19,615	35,906	36,916	3,822	33,094	18,605			
FELONY									
Crime Against Person	89	681	657			113			
Crime Against Property	122	1,966	1,896			192			
Other Felony	86	791	763			114			
TOTAL FELONY	297	3,438	3,316	186	3,130	419	419		
MISDEMEANORS									
DWI	328	470	195			603			
Other Traffic	3,403	11,093	11,070			3,426			
Appeals from City-Funded Courts									
Other Misdemeanors	78	1,661	1,645			94			
TOTAL MISDEMEANORS	3,809	13,224	12,910	754	12,156	4,123	4,123		
COMBINED CRIMINAL CATEGORIES	4,106	16,662	16,226	940	15,286	4,542			
GRAND TOTAL ALL CATEGORIES	23,721	52,568	53,142	4,762	48,380	23,147	23,147		

APPLICATION FOR LICENSES:	Filed	Issued	Appealed	Contested	Uncontested
Beer	1,141	1,139	7	7	1,136
Bingo	83	83			83
Pool Hall	13	14			14

NUMBER OF PERSONS CERTIFIED FOR TRIAL AS ADULTS	Felony	Misdemeanors	Total
	26		26

FELONY PRELIMINARY HEARINGS	Filed	Terminated	Granted	Denied
	1,225	1,018		

FELONY POST-CONVICTION APPEALS	Felony	Misdemeanors	Traffic	Total
	54	30	5	25

1976 BOND FORFEITURES	Felony	Misdemeanors	Traffic	Total
	51	29	272	352

1976 JURY DATA:	Civil	Criminal	Joint	Total
Number of Jury Terms Held			20	20
Number of Days Jury Was In Attendance	200			
Number of Grand Juries Called	2			

*NOTE: Complete breakdowns for disposition method and age of pending cases were not available.

MISCELLANEOUS FILINGS:

Mechanic's and Material Man's Liens	2,496
Notary Public Bonds	2,597
Fictitious Partnerships	131
Tax Warrants	680
Power of Attorney, Revocation, Etc. [58 O.S. SUPP. 1974, 1056 (b)]	17
TOTAL	5,921

NUMBER OF DISPOSITION DOCKETS HELD 9

WAGONER COUNTY

Population No. of: District Judges <u>22,163</u> Associate Judges <u>50</u> Special Judges <u>1,00</u> Lawyers <u>13</u> LITIGATION BREAKDOWN	Total Cases Pending on Jan. 1, 1976	Total Cases Filed in 1976	Total Cases Terminated in 1976	Disposed of by Trial or After Contest	Disposed of without Trial or Contest	Total Cases Pending on Dec. 31, 1976	Age Breakdown in Months of Cases Pending on Dec. 31, 1976		
							0 to 12 Months	12 to 24 Months	over 24 Months
CIVIL									
Auto Negligence	16	42	31	8	23	27	20	7	
Other Tort	19	54	48	24	24	25	18	7	
Lien or Mortgage Foreclosure	38	36	46	23	23	28	23	5	
Real Property	6	41	35	2	33	12	9	3	
Contractual	5	27	24	16	8	8	7	1	
Appeals from Admin. Tribunals		1	1	1					
Injunction, Quo Warranto, Mandamus, Habeas Corpus, Etc.		29	29	20	9				
Other Civil		28	28	4	24				
TOTAL CIVIL	84	258	242	98	144	100	77	23	
DOMESTIC									
Divorce	54	297	327	81	246	24	19	5	
Separate Maintenance	1	1	2	1					
Annulment		1	1	1					
Reciprocal Support - Incoming		12	12	3	9				
Reciprocal Support - Outgoing		3	3		3				
Paternity Proceedings									
Adoption	8	29	33	1	32	4	4		
TOTAL DOMESTIC	63	343	378	87	290	28	23	5	
PROBATE									
Administration of Estates and Probate Proper	72	58	81	2	79	49	37	12	
Determination of Death of Joint or Life Tenant	8	32	35		35	5	5		
Mental Health		31	31	1	30				
Guardianship and Conservatorship	25	11	17		17	19	7	12	
Other Probate									
TOTAL PROBATE	105	132	164	3	161	73	49	24	
SMALL CLAIMS									
Possession of Personal Property (Replevin)		41	41	35	6				
Possession of Real Property (Entry and Detainer)		26	26	11	15				
Small Claims	69	260	276	118	158	53	45	8	
TOTAL SMALL CLAIMS	69	327	343	164	179	53	45	8	
JUVENILE									
Juvenile Delinquency	16	34	32	28	4	18	18		
Children in Need of Supervision	23	23	22	16	6	24	24		
Dependency and Neglect	6	12	8	3	5	10	10		
TOTAL JUVENILE	45	69	62	47	15	52	52		
COMBINED CIVIL CATEGORIES	366	1,129	1,189	399	789	306	246	60	
FELONY									
Crime Against Person	20	38	30	5	25	28	20	8	
Crime Against Property	47	50	51	7	44	46	30	16	
Other Felony		11	11	1	10				
TOTAL FELONY	67	99	92	13	79	74	50	24	
MISDEMEANORS									
DWI	102	111	119	21	98	94	73	21	
Other Traffic	246	3,925	3,554	128	3,426	617	580	37	
Appeals from City-Funded Courts									
Other Misdemeanors	21	212	165	37	128	68	51	17	
TOTAL MISDEMEANORS	369	4,248	3,838	186	3,652	779	704	75	
COMBINED CRIMINAL CATEGORIES	436	4,347	3,930	199	3,731	853	754	99	
GRAND TOTAL ALL CATEGORIES	802	5,476	5,119	598	4,520	1,159	1,000	159	

APPLICATION FOR LICENSES:	Filed	Issued	Appealed	Contested	Uncontested
Beer	105	104		1	104
Bingo					
Pool Hall					

NUMBER OF PERSONS CERTIFIED FOR TRIAL AS ADULTS	Felony	Misdemeanors	Total
	1		1

FELONY PRELIMINARY HEARINGS	Held	Waived		
	34	25		
FELONY POST-CONVICTION APPEALS	Filed	Terminated	Granted	Denied
1976 BOND FORFEITURES	Felony	Misdemeanors	Traffic	Total

1976 JURY DATA:	Civil	Criminal	Joint	Total
Number of Jury Terms Held	2	4		6
Number of Days Jury Was in Attendance	30			
Number of Grand Juries Called				

MISCELLANEOUS FILINGS:

Mechanic's and Material Man's Liens	101
Notary Public Bonds	106
Fictitious Partnerships	2
Tax Warrants	31
Power of Attorney, Revocation, Etc.	2
[58 O.S. SUPP. 1974, 1056 (b)]	
TOTAL	242
NUMBER OF DISPOSITION DOCKETS HELD	6

WASHINGTON COUNTY

Population No. of: District Judges <u>42,302</u> Associate Judges <u>1,50</u> Special Judges <u>1,00</u> <u>1,113</u> LITIGATION BREAKDOWN	Total Cases Pending on Jan. 1, 1976	Total Cases Filed in 1976	Total Cases Terminated in 1976	Disposed of by Trial or After Contest	Disposed of without Trial or Contest	Total Cases Pending on Dec. 31, 1976	Age Breakdown in Months of Cases Pending on Dec. 31, 1976		
							0 to 12 Months	12 to 24 Months	over 24 Months
CIVIL									
Auto Negligence	29	29	28	11	16	32	20	8	4
Other Tort	58	23	20	9	11	67	22	18	27
Lien or Mortgage Foreclosure	2	12	13	4	9	20	3	2	15
Real Property	19	43	39	7	32	23	17	2	4
Contractual	241	152	135	14	121	258	68	45	145
Appeals from Admin. Tribunals	7	9	5	1	4	11	4	1	6
Injunction, Quo Warranto, Mandamus, Habeas Corpus, Etc.	31	26	9	3	6	48	18	13	16
Other Civil	48	50	45	17	28	53	12	15	26
TOTAL CIVIL	454	350	292	66	227	512	165	104	243
DOMESTIC									
Divorce	380	452	385	25	360	447	146	67	234
Separate Maintenance	11	11	6	2	4	16	7	2	7
Annulment	1	4	4		4	1			1
Reciprocal Support - Incoming	20	20	10		9	50	15	11	3
Reciprocal Support - Outgoing	23	18	12		13	29	12	8	9
Paternity Proceedings	2					2		1	1
Adoption	6	45	34		34	17	14	2	1
TOTAL DOMESTIC	443	550	451	27	424	542	195	91	256
PROBATE									
Administration of Estates and Probate Proper	112	102	100	5	95	114	67	21	26
Determination of Death of Joint or Life Tenant	5	49	53		53	1		1	
Mental Health	5	54	46	6	40	13	8	3	2
Guardianship and Conservatorship	1	25	24	1	23	2	1		1
Other Probate	1	3	3		3	1	1		
TOTAL PROBATE	124	233	226	12	214	131	77	25	29
SMALL CLAIMS									
Possession of Personal Property (Replevin)	9	23	21	6	15	11	3	2	6
Possession of Real Property (Entry and Detainer)	15	43	39	7	32	19	5	8	6
Small Claims	175	529	476	120	356	228	85	59	84
TOTAL SMALL CLAIMS	199	595	536	133	403	258	93	69	96
JUVENILE									
Juvenile Delinquency	11	91	76		54	26	20	2	4
Children in Need of Supervision	40	15	23		2	32	6	7	19
Dependency and Neglect	1	13	10		4	4	3		1
TOTAL JUVENILE	52	119	109		60	62	29	9	24
COMBINED CIVIL CATEGORIES	1,272	1,847	1,614	238	1,328	1,505	559	298	648
FELONY									
Crime Against Person	42	51	61	3	58	32	15	1	16
Crime Against Property	49	64	86	5	81	27	16	2	9
Other Felony	80	115	138	5	133	57	43	3	11
TOTAL FELONY	171	230	285	13	272	116	74	6	36
MISDEMEANORS									
DWI	40	104	103	3	100	41	31	5	5
Other Traffic	121	684	664	40	624	141	52	25	64
Appeals from City-Funded Courts									
Other Misdemeanors	154	411	424	4	420	141	105	22	14
TOTAL MISDEMEANORS	315	1,199	1,191	47	1,144	323	188	52	83
COMBINED CRIMINAL CATEGORIES	486	1,429	1,476	60	1,416	439	262	58	119
GRAND TOTAL ALL CATEGORIES	1,758	3,276	3,090	298	2,744	1,944	821	356	767

APPLICATION FOR LICENSES:	Filed	Issued	Appealed	Contested	Uncontested
Beer	114	117		5	114
Bingo	5	5			5
Pool Hall	15	15		1	14

NUMBER OF PERSONS CERTIFIED FOR TRIAL AS ADULTS	Felony	Misdemeanors	Total
	4	1	5

FELONY PRELIMINARY HEARINGS	Held	Waived
	91	59

FELONY POST-CONVICTION APPEALS	Filed	Terminated	Granted	Denied

1976 BOND FORFEITURES	Felony	Misdemeanors	Traffic	Total
	3	7	6	16

1976 JURY DATA:	Civil	Criminal	Joint	Total
	Number of Jury Terms Held			4
	Number of Days Jury Was in Attendance	41		
	Number of Grand Juries Called	1		

MISCELLANEOUS FILINGS:	
Mechanic's and Material Men's Liens	106
Notary Public Bonds	186
Fictitious Partnerships	6
Tax Warrants	35
Power of Attorney, Revocation, Etc. (58 O.S. SUPP. 1974, 1056 (b))	2
TOTAL	335

NUMBER OF DISPOSITION DOCKETS HELD	

WASHITA COUNTY

Population No. of: District Judges 12, 141 Associate Judges 25 Special Judges 1.00 Lawyers 10	Total Cases Pending on Jan. 1, 1976	Total Cases Filed in 1976	Total Cases Terminated in 1976	Disposed of by Trial or After Contest	Disposed of without Trial or Contest	Total Cases Pending on Dec. 31, 1976	Age Breakdown in Months of Cases Pending on Dec. 31, 1976		
							0 to 12 Months	12 to 24 Months	over 24 Months
LITIGATION BREAKDOWN									
CIVIL									
Auto Negligence	6	1	4		4	3	1	1	1
Other Tort	9	6	6		6	9	3	6	
Lien or Mortgage Foreclosure	2	7	4		4	5	4	1	
Real Property	6	16	16		16	6	3	1	2
Contractual	22	21	25	1	24	18	10	8	
Appeals from Adm'n. Tribunals		2	1		1	1	1		
Injunction, Quo Warranto, Mandamus, Habeas Corpus, Etc.	4	2	4	1	3	2	1	1	
Other Civil	3	30	24		24	9	8	1	
TOTAL CIVIL	52	85	84	2	82	53	31	19	3
DOMESTIC									
Divorce	49	92	79	3	76	62	28	21	13
Separate Maintenance	2	4	2		2	4	3		1
Annulment		1				1	1		
Reciprocal Support - Incoming	1	7	6		6	2	2		
Reciprocal Support - Outgoing	17	9	5			21	5	7	9
Paternity Proceedings									
Adoption		10	10		10				
TOTAL DOMESTIC	69	123	102	3	99	90	39	28	23
PROBATE									
Administration of Estates and Probate Proper	61	70	67		67	64	44	13	7
Determination of Death of Joint or Life Tenant	2	27	29		29				
Mental Health	1	18	19		19				
Guardianship and Conservatorship	2	6	6		6	2		1	1
Other Probate									
TOTAL PROBATE	66	121	121		121	66	44	14	8
SMALL CLAIMS									
Possession of Personal Property (Replevin)	2		1		1	1		1	
Possession of Real Property (Entry and Detainer)	4	13	12	1	11	5	4	1	
Small Claims	15	141	123	4	116	33	21	12	
TOTAL SMALL CLAIMS	21	154	136	5	128	39	25	14	
JUVENILE									
Juvenile Delinquency	4	4	3	1	2	5	1	4	
Children In Need of Supervision Dependency and Neglect	5	24	16	5	11	13	9	4	
TOTAL JUVENILE	9	31	22	7	15	18	10	8	
COMBINED CIVIL CATEGORIES	217	514	465	17	445	266	149	83	34
FELONY									
Crime Against Person	36	21	20	2	25	31	13	15	3
Crime Against Property	38	69	37	1	39	70	50	20	
Other Felony	6	2	1	1	1	6	1	4	1
TOTAL FELONY	80	92	65	4	65	107	64	39	4
MISDEMEANORS									
DWI	23	75	46	1	45	52	46	6	
Other Traffic	511	2,195	2,232	345	1,887	474	213	227	34
Appeals from City-Funded Courts									
Other Misdemeanors	66	292	215	10	206	143	116	23	4
TOTAL MISDEMEANORS	600	2,562	2,493	356	2,138	669	375	256	38
COMBINED CRIMINAL CATEGORIES	680	2,654	2,558	360	2,203	776	439	295	42
GRAND TOTAL ALL CATEGORIES	897	3,168	3,023	377	2,648	1,042	588	378	76

APPLICATION FOR LICENSES:	Filed	Issued	Appealed	Contested	Uncontested
Beer	25	24	1	1	26
Bingo	2	2			2
Pool Hall					

NUMBER OF PERSONS CERTIFIED FOR TRIAL AS ADULTS	Felony	Misdemeanors	Total
	2		2
FELONY PRELIMINARY HEARINGS	Held 15	Waived 23	
FELONY POST-CONVICTION APPEALS	Filed	Terminated	Granted Denied
1976 BOND FORFEITURES	Felony	Misdemeanors	Traffic Total
		9	315 324
1976 JURY DATA:	Civil	Criminal	Joint Total
Number of Jury Terms Held			1 1
Number of Days Jury Was In Attendance	3		
Number of Grand Juries Called			

MISCELLANEOUS FILINGS:	
Mechanic's and Material Man's Liens	30
Notary Public Bonds	41
Fictitious Partnerships	
Tax Warrants	8
Power of Attorney, Revocation, Etc. [58 O.S. SUPP. 1974, 1056 (b)]	
TOTAL	79
NUMBER OF DISPOSITION DOCKETS HELD	4

WOODS COUNTY

Population No. of: District Judges <u>11,920</u> Associate Judges <u>20</u> Special Judges <u>1-00</u> Lawyers <u>18</u>	Total Cases Pending on Jan. 1, 1978	Total Cases Filed in 1978	Total Cases Terminated in 1978	Disposed of by Trial or After Contest	Disposed of without Trial or Contest	Total Cases Pending on Dec. 31, 1978	Age Breakdown in Months of Cases Pending on Dec. 31, 1978		
							0 to 12 Months	12 to 24 Months	over 24 Months
LITIGATION BREAKDOWN									
CIVIL									
Auto Negligence	5	5	7	2	5	3	2	1	
Other Tort	3	2	2		2	3	2	1	
Lien or Mortgage Foreclosure	1	2	2		2	1	1		
Real Property	4	19	12	3	9	11	11		
Contractual	18	30	29	1	28	19	15	2	2
Appeals from Admin. Tribunals		2	2	1	1				
Injunction, Quo Warranto, Mandamus, Habeas Corpus, Etc.	6	2	8	3	5				
Other Civil	2	12	11	1	10	3	2		1
TOTAL CIVIL	39	74	73	11	62	40	33	4	3
DOMESTIC									
Divorce	24	73	78	14	64	19	18	1	
Separate Maintenance	2	3	3	1	2	2	2		
Annulment	2	2	3	3		1	1		
Reciprocal Support - Incoming	5	5	7		7	3	2		1
Reciprocal Support - Outgoing	1	6	6		6	1	1		
Paternity Proceedings									
Adoption	3	11	9		9	5	4		1
TOTAL DOMESTIC	37	100	106	18	88	31	28	1	2
PROBATE									
Administration of Estates and Probate Proper	124	81	66	2	64	139	73	14	52
Determination of Death of Joint or Life Tenant	1	12	13		13				
Mental Health		16	16		16				
Guardianship and Conservatorship		4	4		4				
Other Probate									
TOTAL PROBATE	125	113	99	2	97	139	73	14	52
SMALL CLAIMS									
Possession of Personal Property (Replevin)		1	1		1				
Possession of Real Property (Entry and Detainer)		1	1		1				
Small Claims	80	98	117	4	113	31	16	15	
TOTAL SMALL CLAIMS	80	70	119	4	115	31	16	15	
JUVENILE									
Juvenile Delinquency	15	7	2	1	1	20	4	10	6
Children in Need of Supervision	6	3	2	2		7	3	3	1
Dependency and Neglect	8	5				13	4	5	4
TOTAL JUVENILE	29	15	4	3	1	40	11	18	11
COMBINED CIVIL CATEGORIES									
FELONY	310	372	401	38	363	281	161	52	68
Crime Against Person	6	2	4	2	3	4		2	2
Crime Against Property	56	31	21	3	18	66	22	24	20
Other Felony	22	28	19	2	17	31	12	4	15
TOTAL FELONY	84	61	44	7	38	101	34	30	37
MISDEMEANORS									
DWI	36	67	51	2	49	52	42	7	3
Other Traffic	106	948	973	30	943	81	73	7	1
Appeals from City-Funded Courts	3	1	1		1	3		1	2
Other Misdemeanors	34	79	86	5	87	27	22	3	2
TOTAL MISDEMEANORS	179	1,095	1,111	37	1,080	163	137	18	8
COMBINED CRIMINAL CATEGORIES									
GRAND TOTAL ALL CATEGORIES	573	1,528	1,556	82	1,481	545	332	100	113

APPLICATION FOR LICENSES:	Filed	Issued	Appealed	Contested	Uncontested
Beer	37	37	1	1	36
Bingo	4	4			
Pool Hall	2	2			

NUMBER OF PERSONS CERTIFIED FOR TRIAL AS ADULTS	Felony	Misdemeanors	Total	
	1		1	
FELONY PRELIMINARY HEARINGS	Held	Waived		
	23	8		
FELONY POST-CONVICTION APPEALS	Filed	Terminated	Granted	Denied
1978 BOND FORFEITURES	Felony	Misdemeanors	Traffic	Total
	1	10	49	60
1978 JURY DATA:	Civil	Criminal	Joint	Total
Number of Jury Terms Held		3	3	6
Number of Days Jury Was In Attendance	39			
Number of Grand Juries Called				

MISCELLANEOUS FILINGS:

Mechanic's and Material Man's Liens	12
Notary Public Bonds	67
Fictitious Partnerships	
Tax Warrants	7
Power of Attorney, Revocation, Etc. [58 O.S. SUPP. 1974, 1066 (b)]	
TOTAL	86
NUMBER OF DISPOSITION DOCKETS HELD	17

WOODWARD COUNTY

Population No. of: District Judges <u>15,597</u> Associate Judges <u>120</u> Special Judges <u>100</u> Lawyers <u>25</u> LITIGATION BREAKDOWN	Total Cases Pending on Jan. 1, 1976	Total Cases Filed in 1976	Total Cases Terminated in 1976	Disposed of by Trial or After Contest	Disposed of without Trial or Contest	Total Cases Pending on Dec. 31, 1976	Age Breakdown in Months of Cases Pending on Dec. 31, 1976		
							0 to 12 Months	12 to 24 Months	over 24 Months
CIVIL									
Auto Negligence	2	12	11	3	8	3	3		
Other Tort	2	1	3		3				
Lien or Mortgage Foreclosure	2	6	7	4	3	1	1		
Real Property	13	16	27	9	18	2	2		
Contractual	64	83	117	55	62	30	20	10	
Appeals from Adm'n. Tribunals	1	6	7	6	1				
Injunction, Quo Warranto, Mandamus, Habeas Corpus, Etc.	1	3	3		3	1	1		
Other Civil	16	57	48	28	20	25	23	2	
TOTAL CIVIL	101	184	223	105	118	62	50	12	
DOMESTIC									
Divorce	68	212	247	6	241	33	33		
Separate Maintenance	1	3	4		4				
Annulment	1	2	3		3				
Reciprocal Support - Incoming	1	10	7		7	4	4		
Reciprocal Support - Outgoing		12	11		11	1	1		
Paternity Proceedings									
Adoption	2	10	8		8	4	2	2	
TOTAL DOMESTIC	73	249	280	6	274	42	40	2	
PROBATE									
Administration of Estates and Probate Proper	13	85	40	2	38	58	46	8	4
Determination of Death of Joint or Life Tenant		22	21	1	20	1	1		
Mental Health	5	24	28	3	25	1	1		
Guardianship and Conservatorship	3	16	18		18	1	1		
Other Probate									
TOTAL PROBATE	21	147	107	6	101	61	49	8	4
SMALL CLAIMS									
Possession of Personal Property (Replevin)									
Possession of Real Property (Entry and Detainer)	4	5	5	4	1	4	4		
Small Claims	164	373	289	5	284	248	194	43	11
TOTAL SMALL CLAIMS	168	378	294	9	285	252	198	43	11
JUVENILE									
Juvenile Delinquency	14	13	26	26		1	1		
Children in Need of Supervision	12	6	18	18					
Dependency and Neglect	2	5	7	7					
TOTAL JUVENILE	28	24	51	51		1	1		
COMBINED CIVIL CATEGORIES	391	982	955	177	778	418	338	65	15
FELONY									
Crime Against Person	9	13	12	4	1	10	6	2	2
Crime Against Property	57	65	41	37	27	81	42	21	18
Other Felony	17	30	14	12	9	33	21	10	2
TOTAL FELONY	83	108	67	53	37	124	69	33	22
MISDEMEANORS									
DWI	47	88	73	7	56	62	40	17	5
Other Traffic	133	1,857	1,717	4	1,699	273	181	41	51
Appeals from City-Funded Courts									
Other Misdemeanors	55	184	156	1	136	83	60	14	9
TOTAL MISDEMEANORS	235	2,129	1,946	12	1,891	418	281	72	65
COMBINED CRIMINAL CATEGORIES	318	2,237	2,013	65	1,928	542	350	105	87
GRAND TOTAL ALL CATEGORIES	709	3,219	2,968	242	2,706	960	688	170	102

APPLICATION FOR LICENSES:	Filed	Issued	Appealed	Contested	Uncontested
Beer	58	57		1	57
Bingo	3				
Pool Hall	2				

NUMBER OF PERSONS CERTIFIED FOR TRIAL AS ADULTS	Felony	Misdemeanors	Total	
	1		1	
FELONY PRELIMINARY HEARINGS	Filed	Terminated	Granted	Denied
	37	35		
FELONY POST-CONVICTION APPEALS	Felony	Misdemeanors	Traffic	Total
	4	5		5
1976 BOND FORFEITURES	1	1	140	142
1976 JURY DATA:	Civil	Criminal	Joint	Total
Number of Jury Terms Held	1	2	4	7
Number of Days Jury Was in Attendance	26			
Number of Grand Juries Called				

MISCELLANEOUS FILINGS:	
Mechanic's and Material Man's Liens	25
Notary Public Bonds	85
Fictitious Partnerships	5
Tax Warrants	13
Power of Attorney, Revocation, Etc.	1
[58 O.S. SUPP. 1974, 1056 (b)]	
TOTAL	129
NUMBER OF DISPOSITION DOCKETS HELD	6

DISTRICT COURT STATISTICS
PER JUDGESHIP STATISTICS

POPULATION STATISTICS PER JUDGESHIP

Population per judgeship is analyzed in the next three charts: 1) total population and population per judge by judicial district; 2) ranking of judicial districts by population per district judge and per total judges, and by total population; and 3) ranking of judicial administrative districts by population per district and associate district judges and per special judges.

POPULATION PER JUDGE IN THE JUDICIAL DISTRICT*

Judicial District	Population Per Judicial District	No. of Judges	Population Per Judge
FIRST			
Beaver			
Cimarron			
Harper			
Texas	31,930	5	6,386
SECOND			
Beckham			
Custer			
Ellis			
Greer			
Harmon			
Roger Mills	61,115	7	8,730
THIRD			
Jackson			
Kiowa			
Tillman			
Washita	68,476	6	11,476
FOURTH			
Alfalfa			
Blaine			
Dewey			
Garfield			
Grant			
Kingfisher			
Major			
Woods			
Woodward	134,999	13	10,384
FIFTH			
Caddo			
Comanche			
Cotton			
Grady			
Jefferson			
Stephens	216,288	16	13,518
SEVENTH			
Oklahoma			
Canadian	559,050	28	19,966
EIGHTH			
Kay			
Noble	58,834	4	14,708
NINTH			
Logan			
Payne	70,299	4	17,574
TENTH			
Osage	29,750	3	9,916
ELEVENTH			
Nowata			
Washington	52,050	4	13,012
TWELFTH			
Craig			
Mayes			
Rogers	66,449	5	13,290
THIRTEENTH			
Delaware			
Ottawa	47,567	4	11,891

Judicial District	Population Per Judicial District	No. of Judges	Population Per Judge
FOURTEENTH			
Pawnee			
Tulsa413,001	21	19,667
FIFTEENTH			
Adair			
Cherokee			
Muskogee			
Sequoyah			
Wagoner143,390	9	15,932
SIXTEENTH			
Haskell			
Latimer			
LeFlore	50,316	5	10,063
SEVENTEENTH			
Choctaw			
McCurtain			
Pushmataha	53,168	5	10,633
EIGHTEENTH			
McIntosh			
Pittsburg	49,993	4	12,498
NINETEENTH			
Bryan	25,552	3	8,517
TWENTIETH			
Carter			
Johnston			
Love			
Marshall			
Murray69,207	8	8,650
TWENTY-FIRST			
Cleveland			
Garvin			
McClain	120,870	9	13,430
TWENTY-SECOND			
Hughes			
Pontotoc			
Seminole	66,239	8	8,279
TWENTY-THIRD			
Lincoln			
Pottawatomie	62,616	5	12,523
TWENTY-FOURTH			
Creek			
Okfuskee			
Okmulgee	91,573	10	9,157
TWENTY-FIFTH			
Atoka			
Coal	16,497	3	5,499
TOTALS	<u>2,559,229</u>	<u>189</u>	
Average population per district (24 districts)			106,634.5
Average population per district judge (64)			39,987.9
Average population per total judge (189)			13,540.9

*Source of population figures: U. S. Department of Commerce
Bureau of Census, December, 1970.

RANKING OF POPULATION TO JUDICIAL PERSONNEL

IN EACH JUDICIAL DISTRICT

Total Population 2,559,229*

DISTRICT	Population Per Dist. Judge -- Rank		Population Per Total --Judges -- -- Rank		Population Per Judicial --District -- Rank	
	1	31,930	19	6,386	23	31,930
2	61,115	4	8,730	9	61,115	14
3	68,476	2	11,412	13	68,476	10
4	44,999	12	10,384	15	134,999	5
5	43,257	13	13,518	6	216,288	3
7	43,003	14	19,966	1	559,050	1
8	58,834	5	14,708	5	58,834	15
9	70,299	1	17,574	3	70,299	8
10	29,750	20	9,916	17	29,750	22
11	52,050	7	13,012	9	52,050	17
12	66,449	3	13,290	8	66,449	11
13	47,567	11	11,891	12	47,567	20
14	37,545	16	19,666	2	413,001	2
15	47,796	10	15,932	4	143,390	4
16	50,316	8	10,063	16	50,316	18
17	53,168	6	10,633	14	53,168	16
18	49,993	9	12,498	11	49,993	19
19	25,552	21	8,517	21	25,552	23
20	34,603	17	8,650	20	69,207	9
21	40,290	15	13,430	7	120,870	6
22	22,079	22	8,279	22	66,239	12
23	31,308	18	12,523	10	62,616	13
24	18,314	23	9,157	18	91,573	7
25	16,497	24	5,499	24	16,497	24

Districts are ranked in sequence from that which has the highest per judge population.

*Source of population figures: U. S. Department of Commerce/Bureau of Census, December, 1970.

POPULATION PER JUDGE BY JUDICIAL ADMINISTRATIVE DISTRICT

Total Population 2,559,229*

PER DISTRICT AND ASSOCIATE DISTRICT JUDGE

State Average: 18,150

Judicial Administrative District	Population Per Judge	No. of Judges	Above (+) or Below (-) State Average
Oklahoma-Canadian	37,270	15	+19,120
Tulsa-Pawnee	31,769	13	+13,619
North-Central	19,174	10	+ 1,024
Southwestern	17,797	16	- 353
Northeastern	16,318	12	- 1,832
East Central	14,997	19	- 3,153
South Central	13,490	19	- 4,660
Southeastern	11,194	13	- 6,956
Northwestern	9,500	24	- 8,650

POPULATION PER SPECIAL JUDGE

State Average: 53,317

Judicial Administrative District	Population Per Judge	No. of Judges	Above (+) or Below (-) State Average
Northwestern	228,044	1	+174,727
East Central	71,239	4	+ 17,922
Northeastern	48,834	4	- 4,453
North Central	63,916	3	+ 10,599
Oklahoma-Canadian	43,003	10	- 10,314
Tulsa-Pawnee	51,625	8	- 1,692
Southeastern	48,511	3	- 4,806
Southwestern	47,460	6	- 5,857
South Central	42,719	6	- 10,598

*Source of population figures: U. S. Department
of Commerce / Bureau of Census, December 1970

AVERAGE CASELOAD PER JUDGE — 1976

The following tables rank average caseload per judge by judicial district and county. Statistics include: cases pending on January 1, 1976; filings during 1976; total 1976 caseload; terminations during 1976; and cases pending on December 31, 1976.

Per judge computations are based on the number of authorized judgeships (189). For county figures, district judgeships are apportioned among the counties regularly served.

AVERAGE CASELOAD PER JUDGE IN THE JUDICIAL DISTRICTS

1976

District Number	Number of Judges	TOTAL CASES			AVERAGE PER JUDGE		
		Filed	Terminated	Pending	Filed	Terminated	Pending
ONE	5	8,399	8,050	3,280	1,679.8	1,610.0	656.0
TWO	7	16,266	16,127	2,797	2,323.7	2,303.9	399.6
THREE	6	11,381	10,821	3,440	1,896.8	1,803.5	573.3
FOUR	13	22,150	20,962	6,855	1,703.8	1,612.5	527.3
FIVE	16	39,914	50,593	17,893	2,494.6	3,162.1	1,118.3
SEVEN	28	66,441	50,635	97,476	2,372.9	1,808.4	3,481.3
EIGHT	4	10,917	10,617	2,159	2,729.3	2,654.3	539.8
NINE	4	12,256	11,687	2,723	3,064.0	2,921.8	680.8
TEN	3	3,654	3,695	1,738	1,218.0	1,231.7	579.3
ELEVEN	4	4,390	4,173	2,431	1,097.5	1,043.3	607.8
TWELVE	5	14,664	14,472	6,113	2,932.8	2,894.4	1,222.6
THIRTEEN	4	7,845	7,142	4,789	1,961.3	1,785.5	1,197.3
FOURTEEN	21	56,040	56,688	23,194	2,668.6	2,699.4	1,104.5
FIFTEEN	9	24,714	24,112	13,711	2,746.0	2,679.1	1,523.4
SIXTEEN	5	8,370	8,224	1,890	1,674.0	1,644.8	378.0
SEVENTEEN	5	8,371	8,393	1,788	1,674.2	1,678.6	357.6
EIGHTEEN	4	9,689	9,075	3,515	2,422.3	2,268.8	878.8
NINETEEN	3	3,703	3,726	1,032	1,234.3	1,242.0	344.0
TWENTY	8	16,190	15,697	7,407	2,023.8	1,962.1	925.9
TWENTY-ONE	9	18,200	17,170	8,320	2,022.2	1,907.8	924.4
TWENTY-TWO	8	8,455	8,573	2,139	1,056.9	1,071.6	267.4
TWENTY-THREE	5	12,600	11,903	3,975	2,520.0	2,380.6	795.0
TWENTY-FOUR	10	15,155	13,661	10,758	1,515.5	1,366.1	1,075.8
TWENTY-FIVE	3	2,891	2,855	492	963.7	951.7	164.0
STATE TOTALS	189	402,655	389,051	229,915	2,130.4	2,058.5	1,216.5

RANKING OF AVERAGE CASELOAD PER JUDGE

Rank	Judicial District	Total Cases Pending 1/1/76	Judicial District	Total Cases Filed 1976	Judicial District	Total Caseload	Judicial District	Total Cases Terminated 1976	Judicial District	Total Cases Pending 12/31/76
1	7	2,916.8	9	3,064.0	7	5,289.7	5	3,162.1	7	3,481.3
2	5	1,785.8	12	2,932.8	5	4,280.4	9	2,921.8	15	1,523.4
3	15	1,456.6	15	2,746.0	15	4,202.6	12	2,894.4	12	1,222.6
4	12	1,184.2	8	2,729.3	12	4,117.0	14	2,699.4	13	1,197.3
5	14	1,335.3	14	2,668.6	14	3,803.9	15	2,679.1	5	1,118.3
6	13	1,021.5	23	2,520.0	9	3,602.5	8	2,654.3	14	1,104.5
7	24	926.4	5	2,494.6	8	3,194.0	23	2,380.6	24	1,075.8
8	20	864.3	18	2,422.3	23	3,175.6	2	2,303.9	20	925.9
9	21	810.0	7	2,372.9	18	3,147.5	18	2,268.8	21	924.4
10	18	725.3	2	2,323.7	13	2,982.8	20	1,962.1	18	878.8
11	23	655.6	20	2,023.8	20	2,888.0	21	1,907.8	23	795.0
12	10	593.0	21	2,022.2	21	2,832.2	7	1,808.4	9	680.8
13	1	586.2	13	1,961.3	2	2,703.4	3	1,803.5	1	656.0
14	11	553.5	3	1,896.8	24	2,441.9	13	1,785.5	11	607.8
15	9	538.5	4	1,703.8	3	2,376.8	17	1,678.6	10	579.3
16	3	480.0	1	1,679.8	1	2,266.0	16	1,644.8	3	573.3
17	8	464.8	17	1,674.2	4	2,139.8	4	1,612.5	8	539.8
18	4	435.9	16	1,674.0	17	2,036.2	1	1,610.0	4	527.3
19	2	379.7	24	1,515.5	16	2,022.8	24	1,366.1	2	399.6
20	17	362.0	19	1,234.3	10	1,811.0	19	1,242.0	16	378.0
21	19	351.7	10	1,218.0	11	1,651.0	10	1,231.7	17	357.6
22	16	348.8	11	1,097.5	19	1,586.0	22	1,071.6	19	344.0
23	22	282.1	22	1,056.9	22	1,339.0	11	1,043.3	22	267.4
24	25	152.0	25	963.7	25	1,115.7	25	951.7	25	164.0
STATE TOTALS		1,144.5		2,130.4		3,275.0		2,058.5		1,216.5

308

RANKING OF AVERAGE CASELOAD PER JUDGE
1976

RANK	COUNTY	TOTAL CASES		COUNTY	TOTAL CASELOAD	COUNTY	TOTAL CASES		
		PENDING 1/1/76	FILED				TERMINATED	PENDING 12/31/76	
1	COMANCHE	4,245.6	7,345.3	CUSTER	8,311.9	CUSTER	7,073.7	OKLAHOMA	3,762.8
2	OKLAHOMA	3,135.7	3,786.0	SEQUOYAH	7,773.3	COMANCHE	6,275.1	CHEROKEE	2,628.0
3	MUSKOGEE	2,275.0	3,677.4	MAYES	5,534.7	OKLAHOMA	3,990.2	GRADY	2,120.8
4	CHEROKEE	1,910.1	3,650.7	WAGONER	5,094.0	MAYES	3,725.8	CREEK	1,896.5
5	GRADY	1,661.2	3,527.8	COMANCHE	4,905.3	SEQUOYAH	3,412.7	ROGERS	1,743.8
6	CREEK	1,610.0	3,512.4	BECKHAM	4,866.0	WAGONER	3,212.8	SEQUOYAH	1,729.3
7	ROGERS	1,493.6	3,425.6	TEXAS	4,842.0	GRADY	3,176.0	GARVIN	1,722.0
8	GARVIN	1,467.6	3,204.8	TEXAS	4,717.6	LOGAN	2,976.7	MUSKOGEE	1,716.0
9	MAYES	1,416.0	3,179.3	MUSKOGEE	4,507.3	OKFUSKEE	2,961.5	TEXAS	1,504.8
10	DELAWARE	1,293.3	2,994.8	BECKHAM	4,205.7	PAYNE	2,888.5	COMANCHE	1,498.2
11	TEXAS	1,292.0	2,931.3	WAGONER	4,185.3	MUSKOGEE	2,791.3	CARTER	1,423.0
12	CARTER	1,223.0	2,874.4	ROGERS	4,179.8	GRADY	2,745.2	DELAWARE	1,355.3
13	TULSA	1,216.5	2,755.3	TULSA	3,912.3	TULSA	2,725.2	CUSTER	1,238.2
14	SEQUOYAH	1,119.3	2,713.6	LOGAN	3,878.7	NOBLE	2,672.7	TULSA	1,187.0
15	CANADIAN	1,093.7	2,695.8	CREEK	3,670.5	KAY	2,643.2	CANADIAN	1,135.3
16	CADDO	1,001.2	2,686.3	GARVIN	3,565.6	MURRAY	2,636.8	MAYES	1,103.8
17	CUSTER	996.6	2,682.5	MURRAY	3,465.0	CRAIG	2,623.3	OTTAWA	1,102.4
18	PITTSBURG	917.2	2,666.4	STEPHENS	3,436.8	STEPHENS	2,487.2	BLAINE	1,047.2
19	McCLAIN	869.3	2,575.7	BLAINE	3,406.4	WOODWARD	2,473.3	McCLAIN	1,011.3
20	OTTAWA	858.4	2,572.8	PITTSBURG	3,371.2	ROGERS	2,436.1	CADDO	942.4
21	BLAINE	833.6	2,567.7	McCLAIN	3,366.0	WASHITA	2,418.4	MURRAY	928.8
22	POTTAWATOMIE	739.7	2,534.4	CARTER	3,350.0	LeFLORE	2,415.0	LOGAN	902.0
23	WASHITA	717.6	2,476.7	POTTAWATOMIE	3,315.3	POTTAWATOMIE	2,387.2	WASHITA	833.6
24	WASHINGTON	703.2	2,454.0	KAY	3,313.6	LINCOLN	2,377.5	WOODWARD	800.0
25	MARSHALL	700.0	2,436.5	WOODWARD	3,273.3	PAWNEE	2,364.0	JEFFERSON	796.7
26	LOGAN	699.3	2,400.9	WASHITA	3,252.0	BLAINE	2,359.2	WASHINGTON	777.6
27	BECKHAM	693.2	2,399.2	CANADIAN	3,247.7	McCLAIN	2,354.7	WAGONER	772.7
28	MURRAY	691.2	2,369.3	CADDO	3,243.6	CADDO	2,301.2	STEPHENS	717.2
29	JEFFERSON	684.7	2,314.7	STEPHENS	3,204.4	McINTOSH	2,281.3	GARFIELD	698.2
30	JOHNSTON	676.8	2,282.4	CRAIG	3,060.9	PITTSBURG	2,261.2	MARSHALL	672.8
31	ADAIR	624.7	2,242.3	NOBLE	2,994.7	CHEROKEE	2,214.0	KAY	670.4
32	KAY	600.0	2,154.0	CANADIAN	2,986.4	CANADIAN	2,112.3	LOVE	664.0
33	OSAGE	593.0	2,128.0	OTTAWA	2,976.7	DELAWARE	2,009.6	POTTAWATOMIE	632.7
34	WOODWARD	590.8	2,127.0	DELAWARE	2,816.7	LeFLORE	1,972.1	KIOWA	616.0
35	KIOWA	542.4	2,106.8	CARTER	2,774.7	McCURTAIN	1,931.7	LINCOLN	588.5
36	STEPHENS	538.0	2,098.4	GARFIELD	2,629.8	GARFIELD	1,927.0	OSAGE	579.3
37	OKMULGEE	536.8	2,065.6	LOVE	2,595.6	LOVE	1,884.0	ADAIR	578.7
38	WAGONER	534.7	2,060.5	CREEK	2,592.3	PAWNEE	1,864.7	OKMULGEE	578.8
39	LINCOLN	529.5	1,953.2	McCURTAIN	2,391.6	JACKSON	1,844.0	JACKSON	574.7
40	LOVE	528.0	1,930.2	JACKSON	2,383.7	JACKSON	1,816.9	PAYNE	548.0
41	GARFIELD	523.1	1,847.8	CLEVELAND	2,305.2	CLEVELAND	1,805.6	CLEVELAND	499.6
42	WOODS	477.5	1,830.8	CHOCTAW	2,268.0	ADAIR	1,788.4	McINTOSH	493.3
43	JACKSON	461.3	1,701.6	KIOWA	2,250.4	MARSHALL	1,774.0	BECKHAM	479.9
44	CLEVELAND	457.4	1,697.6	KINGFISHER	2,244.0	KIOWA	1,771.9	WOODS	454.2
45	SEMINOLE	446.3	1,683.3	CHOCTAW	2,183.5	KINGFISHER	1,718.4	BEAVER	451.2
46	PAYNE	442.0	1,644.2	JOHNSTON	2,033.6	ADAIR	1,689.3	CRAIG	437.6
47	McCURTAIN	430.5	1,643.3	ADAIR	2,028.8	KINGFISHER	1,628.0	HASKELL	432.3
48	BEAVER	426.4	1,550.4	MARSHALL	2,013.6	WASHINGTON	1,621.3	OKFUSKEE	429.5
49	CRAIG	418.8	1,504.7	JEFFERSON	1,997.5	MAJOR	1,581.7	SEMINOLE	422.9
50	LeFLORE	415.9	1,404.0	BEAVER	1,830.4	MARSHALL	1,577.6	MAJOR	415.8
51	McINTOSH	405.3	1,394.4	OSAGE	1,811.0	JEFFERSON	1,392.7	McCURTAIN	411.6
52	MAJOR	353.3	1,356.8	WOODS	1,750.8	BEAVER	1,379.2	LeFLORE	401.7
53	CHOCTAW	352.6	1,312.7	HUGHES	1,738.8	TILLMAN	1,340.0	CIMARRON	348.8
54	BRYAN	351.7	1,310.4	WASHINGTON	1,608.0	HUGHES	1,324.0	BRYAN	344.0
55	OKFUSKEE	338.5	1,273.3	WOODS	1,589.3	JEFFERSON	1,296.7	NOWATA	324.7
56	KINGFISHER	331.2	1,234.3	BRYAN	1,586.0	BRYAN	1,271.3	NOBLE	322.0
57	CIMARRON	317.6	1,231.3	SEMINOLE	1,570.9	BRYAN	1,242.0	HARPER	319.2
58	HARPER	308.8	1,218.0	OSAGE	1,565.3	WASHINGTON	1,236.0	CHOCTAW	318.8
59	NOWATA	304.0	1,211.7	ATOKA	1,432.7	OSAGE	1,231.7	KINGFISHER	310.4
60	HASKELL	293.2	1,202.0	ALFALFA	1,430.0	SEMINOLE	1,205.1	ALFALFA	308.3
61	LATIMER	289.5	1,124.6	HASKELL	1,409.0	OKMULGEE	1,160.5	PUSHMATAHA	304.5
62	DEWEY	269.2	1,115.8	OKFUSKEE	1,391.0	ALFALFA	1,121.7	LATIMER	285.0
63	PUSHMATAHA	254.1	1,052.5	HARPER	1,305.6	PUSHMATAHA	991.0	TILLMAN	268.0
64	HUGHES	252.7	1,041.4	PUSHMATAHA	1,295.5	HARPER	986.4	ELLIS	265.6
65	NOBLE	239.3	1,025.7	LATIMER	1,260.9	HASKELL	976.7	JOHNSTON	244.8
66	GREER	277.1	996.8	ELLIS	1,213.4	LATIMER	975.9	GREER	244.7
67	ALFALFA	218.3	971.4	CIMARRON	1,210.4	ELLIS	947.7	HUGHES	241.3
68	TILLMAN	213.6	892.8	DEWEY	1,143.3	DEWEY	933.3	GRANT	210.4
69	ATOKA	201.3	874.2	NOWATA	1,046.7	CIMARRON	861.6	DEWEY	210.0
70	ELLIS	187.7	850.0	GREER	992.3	PONTOTOC	856.3	COTTON	202.0
71	GRANT	176.6	812.3	LINCOLN	966.0	HARMON	825.2	COAL	166.7
72	COTTON	175.0	765.2	PONTOTOC	955.3	GREER	748.1	ATOKA	161.1
73	PONTOTOC	163.3	742.7	HARMON	913.5	NOWATA	722.0	PITTSBURG	111.0
74	COAL	162.7	696.0	COAL	798.7	COAL	632.0	PONTOTOC	99.0
75	ROGER MILLS	162.0	599.2	COTTON	774.8	COTTON	572.8	HARMON	88.3
76	HARMON	161.1	593.6	GRANT	769.6	GRANT	559.2	ROGER MILLS	80.5
77	PAWNEE	80.7	477.3	ROGER MILLS	579.3	ROGER MILLS	498.7	PAWNEE	31.3


**1976 SUMMARY OF JUDICIAL ACTIVITY
BY JUDICIAL DISTRICTS**

The following charts reflect judicial activity such as travel, extra-county assignment, and procedural matters which are not apparent from caseload statistics.

1976 SUMMARY OF JUDICIAL ACTIVITY

JUDICIAL DISTRICTS

ACTIVITY	1	2	3	4	5	7	8	9	10	11	12	13	14	15	16	17	18	19	20	21	22	23	24	25	TOTAL
Predecree or postdecree motion to modify: (custody or support orders in matrimonial action, including contempt citations)	205	145	639	700	1,401	3,280	148	217	333	154	338	190	3,463	722	113	60	560	78	524	856	740	550	409	161	15,986
Any postjudgment motion to vacate or modify a judgment after evidentiary hearing	103	57	208	253	114	704	48	27	133	42	48	24	428	207	57	17	47	20	130	299	287	51	88	19	3,411
Proceedings: (in aid of execution, garnishment proceedings; to disclose assets, prejudgment receivables)	161	107	175	572	195	9,692	50	53	53	585	188	346	1,054	330	69	41	182	10	71	698	605	505	570	16	13,218
Any postjudgment proceeding in which the court's continuing jurisdiction is invoked in connection with a trust matter after evidentiary hearing	65	7	139	120	32	111	6	25	38		2		29	59	8	8	3		17	20	338	190		1	1,254
Any other pre-judgment or postjudgment proceeding which required an evidentiary hearing	101	69	84	305	850	1,375	64	835	415	535	771	18	770	483	60	29	360	15	135	334	685	353	277	124	9,047
Motions to suppress evidence or quash information	115	148	186	211	183	1,076	34	107	57	75	139	32	1,150	515	178	44	341	3	135	337	262	462	255	29	6,043
Number of motions for Summary Judgment considered	69	8	112	121	105	1,248	15	22	32	14	38	38	692	192	70	12	40	1	116	84	139	226	93	8	3,493
Number of Summary Judgments entered	18	6	66	212	30	324	4	256	6	4	17	20	278	156	38	4	6	1	17	26	23	55	44	5	1,546
Motions or petitions which required an evidentiary hearing in juvenile delinquency and dependency cases	31	179	355	754	814	9,907	94	321	140	187	217	113	26	454	120	135	184	5	175	209	173	548	588	47	15,826
Proceedings after granting letters of guardianship requiring evidentiary hearing	13	153	129	922	139	342	8	40	88	2	71	21	3,089	105	15	7	3	3	36	159	128	188	119	22	5,781
Predecree and postdecree hearings in adoption cases which required the taking of evidence	4	55	67	564	190	1,398	8	30	48	14	72	46	743	101	56	34	39		50	96	79	155	107	9	3,065
Postdecree hearings on support matters in bastardy cases which required evidentiary hearing		2		5	3	37			3		1		41	2	3	4				5	4	15			125
Contested accounts or other proceedings in probate or administration of estate matters	40	276	799	155	469	254	34	420	110	7	264	13	271	146	29	22	117	3	108	356	302	134	371	54	4,782
Motion, Demurrer & Pretrial Dockets	144	275	173	393	150	2,189	95	278	98	145	70	26	636	799	177	65	199	34	203	82	155	153	334	64	6,937
Number of Days Spent On Motion, Demurrer & Pretrial Dockets	133	166	178	487	96	831	62	227	97	120	66	22	881	756	160	63	194	30	127	78	116	118	333	60	5,401



EXTRA-COUNTY ASSIGNMENTS

Judicial District	Number of Days Spent on Extra-County Assignments			
	1973	1974	1975	1976
1.	100	131	44	38
2.	116	113	151	113
3.	10	38	22	11
4.	94	216½	109	84
5.	78	73½	86	103
7.	10	1	6	14
8.	21	11	27	26
9.	7	20½	44	14
10.	41	113	85	63
11.	47	35	36	27
12.	47	85	68½	46
13.	-0-	5	58	15
14.	1	4	22	34
15.	134	94	90	26
16.	37	80	151	53
17.	16	13	52	36
18.	61	50	42	40
19.	40	11	52	27
20.	44	37½	35	53
21.	12	14	44½	52
22.	67½	52	61	42
23.	147½	162	66½	87
24.	128	158½	216	122
25.	41	44	38	36
Totals	1,300	1,562½	1,606½	1,162

1976 SUMMARY OF JUDICIAL TRAVEL

Judicial District	Miles driven within the county for performance of regular judicial duties on the trial bench	Miles driven within the administrative judicial district for performance of assigned duties on the trial bench	Miles traveled outside administrative judicial district for performance of assigned duties on the trial bench	Miles traveled to judicial meetings	
				Statewide	Local
1.		2,792	1,151	6,845	394
2.	42	24,821	4,562	4,840	265
3.		686	848	4,471	70
4.		26,985	3,216	12,137	1,339
5.		10,572	4,298	9,679	115
7.	872	7,105	232	14,985	646
8.	12,469	2,625	629	5,379	74
9.	2,952	4,062	542	1,980	70
10.	4,800	2,044	2,122	521	50
11.		2,808	562	5,558	
12.		24,565	416	3,527	
13.		5,848		982	
14.	1,291	5,670		4,986	35
15.	24	33,624	1,101	1,188	716
16.	188	9,627	3,827	1,724	
17.		2,134	3,722	2,210	
18.		6,100	1,050	1,116	443
19.		691	1,420	922	
20.	816	9,046	1,058	3,110	274
21.		5,294	1,570	5,924	110
22.	4,409	3,678	3,114	3,536	110
23.	1,772	5,034	4,001	3,879	950
24.	15,623	10,906	5,822	6,973	627
25.	3,630	6,264	1,444	2,678	60
Totals	<u>48,888</u>	<u>212,981</u>	<u>46,707</u>	<u>109,150</u>	<u>6,345</u>



MANPOWER UTILIZATION STUDY

During calendar year 1976, 414,728 cases were filed in Oklahoma district court; a statewide average of 2,194.33 filings per presently authorized judgeship (189). Filings per judgeship, throughout the state's twenty-four judicial districts, ranged from a low of 983.33 to a high of 3,108.25. An obvious disparity of workload exists between judicial districts.

Assuming the present 189 judges could, if properly utilized, handle current caseloads the problem arises as to distribution of judgeships. This study attacks the problem by determining "ideal" judgeship requirements for each district (hereafter termed assumed judgeships). In determining these requirements, this study first divided district court caseload, into the following categories which allow for variances in judge-time requirements and case complexity:

CATEGORY I: Small Claims, Misdemeanors, Probate, Juvenile and Preliminary Hearings (held and waived)

High-Volume, Fast-Moving

314,271 total category I filings in 1976

CATEGORY II: Civil, Domestic and Felony Litigation

Low-Volume, Time-Consuming

100,457 total category II filings in 1976

Utilizing these two categories, filings-per-judge ratios were determined which equal a statewide judgeship need close to the 189 authorized judgeships. A ratio of 2,650 category I filings per judge yields a statewide assumed judgeship strength of 118.59. A ratio of 1,425 category II filings per judge yields a statewide assumed judgeship strength of 70.50. Adding the assumed judgeship strength of category I and category II yields a total statewide assumed judgeship strength of 189.09.

The category I and II ratios (2,650/category I & 1,425/category II) were next applied to the filing caseload of each district, thus calculating the assumed judgeship strength of each district. The graph titled "Judgeship Distribution Analysis" compares each district's assumed judgeship strength, determined in the above manner, with judgeship strength as presently authorized. The graph titled "Filings per Judge" compares filings per assumed judgeship with filings per authorized judgeship in each district. It should be noted that filings per assumed judgeship vary only slightly from district to district.

When the above ratios are further applied to the 1976 judicial output (terminations), 118.32 judgeships could accomplish all category I terminations and 61.45 judgeships could dispose of all category II terminations. Consequently, a total judgeship strength of 179.77 would be needed to achieve this high per-judge output (almost impossible by national statistics). In 1976, 2,122.35 cases per presently authorized judgeship were terminated.

M A N P O W E R U T I L I Z A T I O N S T U D Y

PRESENT JUDGESHIP STRENGTH	TOTAL 1976 FILINGS*	AVERAGE FILINGS PER JUDGE	TOTAL 1976 TERMINATIONS*	AVERAGE TERMINATIONS PER JUDGE
189	414,728	2,194.33	401,124	2,122.35

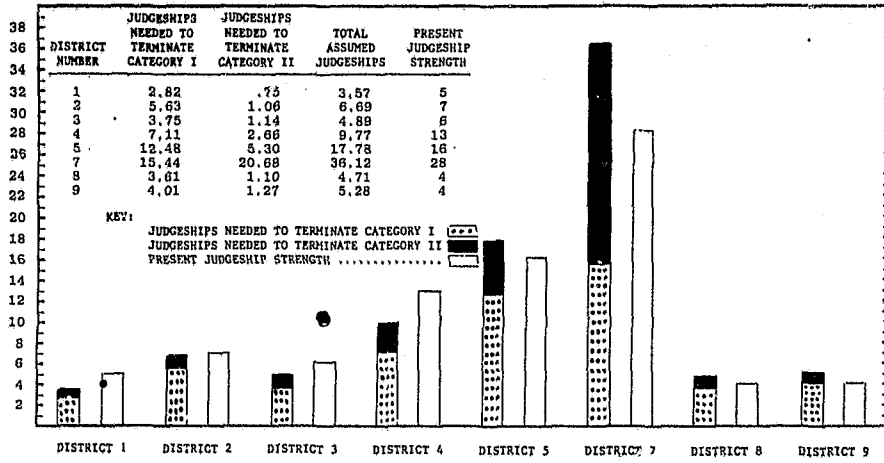
TOTAL CATEGORY I FILINGS*	JUDGESHIPS NEEDED TO TERMINATE CATEGORY I FILINGS @ 2650 CASES PER JUDGE	TOTAL CATEGORY II FILINGS	JUDGESHIPS NEEDED TO TERMINATE CATEGORY II FILINGS @ 1425 CASES PER JUDGE
314,271	118.59	100,457	70.50
TOTAL ASSUMED JUDGESHIPS NEEDED TO TERMINATE 1976 FILINGS 189.09			

TOTAL CATEGORY I TERMINATIONS*	JUDGESHIPS NEEDED TO ACCOMPLISH CATEGORY I TERMINATIONS @ 2650 CASES PER JUDGE	TOTAL CATEGORY II TERMINATIONS	JUDGESHIPS NEEDED TO ACCOMPLISH CATEGORY II TERMINATIONS @ 1425 CASES PER JUDGE
313,557	118.32	87,567	61.45
TOTAL ASSUMED JUDGESHIPS NEEDED TO TERMINATE 1976 TERMINATIONS.. 179.77			

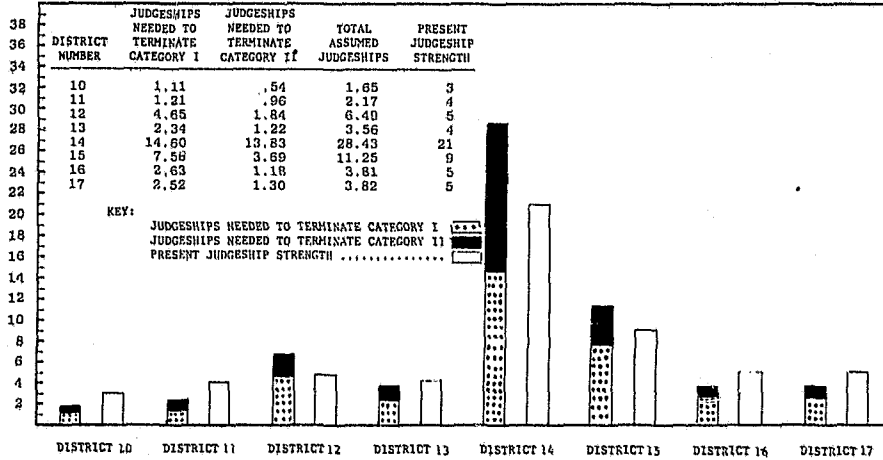
ASSUMED JUDGESHIP STRENGTH	TOTAL 1976 FILINGS*	AVERAGE FILINGS PER ASSUMED JUDGESHIP	TOTAL 1976 TERMINATIONS*	AVERAGE TERMINATIONS PER ASSUMED JUDGESHIP
189.09	414,728	2,193.28	401,124	2,121.34

*Includes preliminary hearings held and waived.

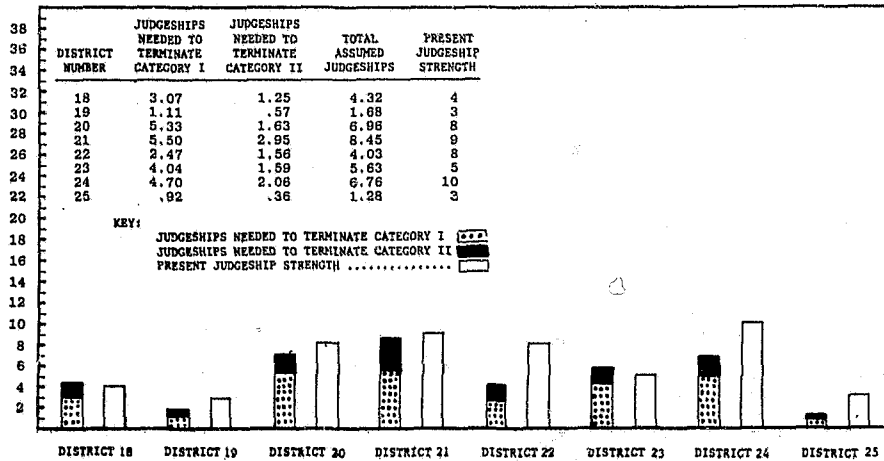
JUDGESHIP DISTRIBUTION ANALYSIS



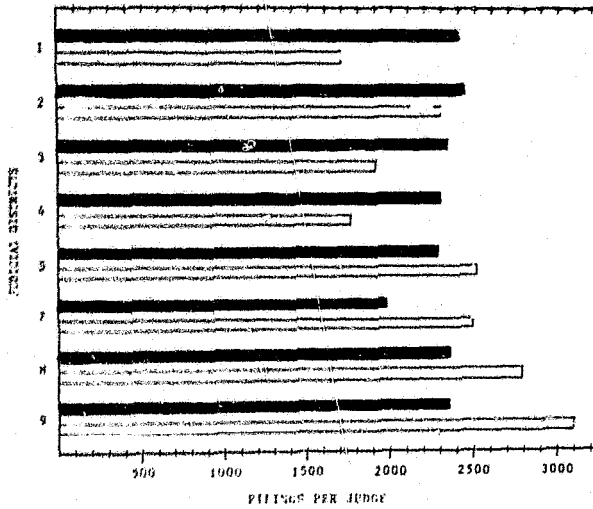
JUDGESHIP DISTRIBUTION ANALYSIS



JUDGESHIP DISTRIBUTION ANALYSIS



FILINGS PER JUDGE



DISTRICT NUMBER	1976 FILINGS*	NUMBER OF ASSUMED JUDGESHIPS	FILINGS PER ASSUMED JUDGESHIP	NUMBER OF AUTHORIZED JUDGESHIPS	FILINGS PER AUTHORIZED JUDGESHIP
1	8,540	3.57	2,392.16	5	1,708.00
2	16,430	6.69	2,455.90	7	2,347.14
3	11,563	4.89	2,364.62	6	1,927.17
4	22,646	9.77	2,317.91	13	1,742.00
5	40,618	17.78	2,284.48	16	2,538.63
7	70,390	36.12	1,948.78	28	2,513.93
8	11,138	4.71	2,364.76	4	2,784.50
9	12,453	5.28	2,354.73	4	3,108.25

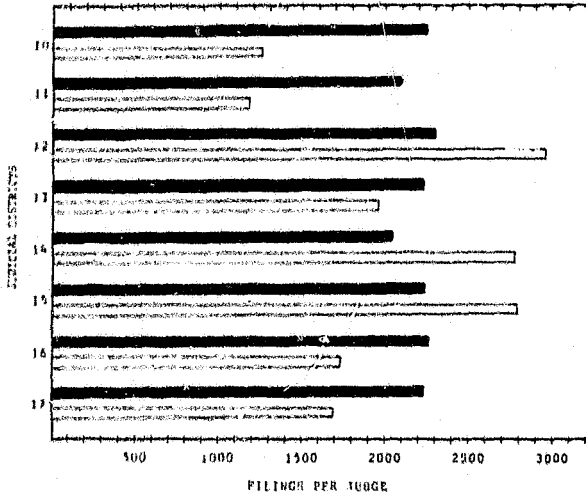
KEY:

FILINGS PER ASSUMED JUDGESHIP

FILINGS PER AUTHORIZED JUDGESHIP

*Includes preliminary hearings held and waived.

FILINGS PER JUDGE



DISTRICT NUMBER	1976 FILINGS*	NUMBER OF ASSUMED JUDGESHIPS	FILINGS PER ASSUMED JUDGESHIP	NUMBER OF AUTHORIZED JUDGESHIPS	FILINGS PER AUTHORIZED JUDGESHIP
10	3,700	1.65	2,242.42	3	1,233.33
11	4,573	2.17	2,107.37	4	1,143.25
12	14,930	6.49	2,300.46	5	2,986.00
13	7,927	3.56	2,226.69	4	1,981.75
14	51,381	28.43	2,053.50	21	2,780.05
15	25,292	11.25	2,248.18	9	2,810.22
16	8,646	3.81	2,269.29	5	1,729.20
17	8,538	3.82	2,235.08	5	1,707.60

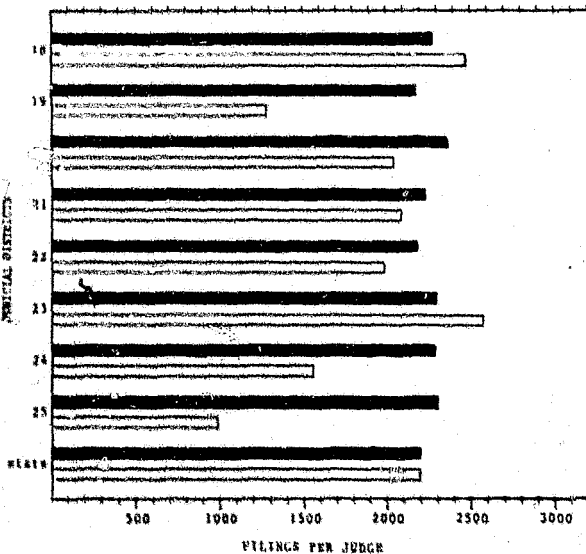
KEY:

FILINGS PER ASSUMED JUDGESHIP

FILINGS PER AUTHORIZED JUDGESHIP

*Includes preliminary hearings held and waived.

FILINGS PER JUDGE



DISTRICT NUMBER	1976 FILINGS*	NUMBER OF ASSUMED JUDGESHIPS	FILINGS PER ASSUMED JUDGESHIP	NUMBER OF AUTHORIZED JUDGESHIPS	FILINGS PER AUTHORIZED JUDGESHIP
18	9,906	4.32	2,293.06	4	2,476.50
19	3,762	1.68	2,239.29	3	1,254.00
20	16,451	6.96	2,363.65	8	2,056.38
21	18,780	8.45	2,222.49	9	2,086.67
22	8,769	4.03	2,175.93	8	1,096.13
23	12,971	5.63	2,303.91	5	2,594.20
24	15,394	6.76	2,277.22	10	1,539.40
25	2,950	1.28	2,304.69	3	983.33
STATE AVERAGE	414,728	189.09	2,193.28	189	2,194.33

KEY:

FILINGS PER ASSUMED JUDGESHIP

FILINGS PER AUTHORIZED JUDGESHIP

*Includes preliminary hearings held and waived.

DISTRIBUTION OF LAWYERS PER JUDGE

1969 – 1976

Following is an analysis by county of the number of lawyers per judge (Oklahoma Legal Directory). Counties in multi-county judicial districts are allotted equal fractions of district judgeships when judges serve the entire judicial district.

COUNTY BY COUNTY DISTRIBUTION OF LAWYERS PER JUDGE 1972 - 1976

<u>County</u>	<u>Number of Judges in Each County</u>	<u>Number of Lawyers in Each County</u>	<u>Number of Lawyers Per Judge</u>
ADAIR	1 - 1/2	5	3.3
1972		6	4.0
1973		6	4.0
1974		6	4.0
1975		7	4.7
1976			
ALFALFA	1 - 1/5	7	5.8
1972		6	5.0
1973		7	5.8
1974		7	5.8
1975		7	5.8
1976			
ATOKA	1 - 1/2	11	7.3
1972		11	7.3
1973		8	5.3
1974		10	6.7
1975		7	4.7
1976			
BEAVER	1 - 1/4	7	5.6
1972		8	6.4
1973		8	6.4
1974		8	6.4
1975		8	6.4
1976			
BECKHAM	1 - 1/6	13	11.1
1972		15	12.9
1973		15	12.9
1974		18	15.4
1975		15	12.9
1976			
BLAINE	1 - 1/4	13	10.4
1972		11	8.8
1973		11	8.8
1974		13	10.4
1975		15	12.0
1976			
BRYAN	3	20	6.6
1972		21	7.0
1973		21	7.0
1974		23	7.7
1975		24	8.0
1976			
CADDO	2 - 1/2	14	5.6
1972		21	7.0
1973		18	10.7
1974		18	7.2
1975		24	9.6
1976			
CANADIAN	3	26	8.7
1972		32	10.7
1973		35	11.7
1974		37	12.3
1975		36	12.0
1976			
CARTER	3	53	17.6
1972		53	17.6
1973		54	18.0
1974		53	17.7
1975		53	17.7
1976			
CHEROKEE	1 - 1/2	13	8.7
1972		15	10.0
1973		19	12.7
1974		22	14.7
1975		23	15.3
1976			

COUNTY BY COUNTY DISTRIBUTION OF LAWYERS PER JUDGE 1972 - 1976

<u>County</u>	<u>Number of Judges in each County</u>	<u>Number of Lawyers in each County</u>	<u>Number of Lawyers Per Judge</u>
CHOCTAW			
1972	1 - 1/3	7	5.2
1973		8	6.0
1974		8	6.0
1975		8	6.0
1976		9	6.8
CIMARRON			
1972	1 - 1/4	3	2.4
1973		3	2.4
1974		4	3.2
1975		2	1.6
1976		3	2.4
CLEVELAND			
1972	3	134	44.6
1973	4	165	41.3
1974		182	45.5
1975	5	239	47.8
1976		249	49.8
COAL			
1972	1 - 1/2	3	2.0
1973		2	1.3
1974		2	1.3
1975		3	2.0
1976		5	3.3
COMANCHE			
1972	4	70	17.5
1973		86	21.5
1974		83	20.8
1975	4 - 1/2	83	18.4
1976		90	20.0
COTTON			
1972	2	4	2.0
1973		4	2.0
1974		4	2.0
1975	2 - 1/2	4	1.6
1976		5	2.0
CRAIG			
1972	1 - 1/3	12	9.0
1973		13	8.7
1974		12	9.0
1975		12	9.0
1976		12	9.0
CREEK			
1972	4	48	12.0
1973		50	12.5
1974		57	14.3
1975		62	15.5
1976		55	13.8
CUSTER			
1972	1 - 1/6	22	18.9
1973		28	24.0
1974		26	22.4
1975		25	21.4
1976		30	25.7
DELAWARE			
1972	1 - 1/2	11	7.3
1973		15	10.0
1974		16	10.7
1975		17	11.3
1976		17	11.3
DEWEY			
1972	1 - 1/5	5	4.1
1973		5	4.1
1974		6	5.0
1975		6	5.0
1976		6	5.0

COUNTY BY COUNTY DISTRIBUTION OF LAWYERS PER JUDGE 1972 - 1976

<u>County</u>	<u>Number of Judges in each County</u>	<u>Number of Lawyers in each County</u>	<u>Number of Lawyers Per Judge</u>
ELLIS			
1972	1 - 1/6	6	5.1
1973		6	5.1
1974		5	4.3
1975		5	4.3
1976		4	3.4
GARFIELD			
1972	3 - 1/4	67	20.6
1973		66	20.3
1974		75	23.1
1975		75	23.1
1976		75	23.1
GARVIN			
1972	2 - 1/2	22	8.8
1973		28	11.2
1974		36	14.4
1975		38	15.2
1976		33	13.2
GRADY			
1972	2 - 1/2	25	10.0
1973		23	9.2
1974		25	10.0
1975		30	12.0
1976		30	12.0
GRANT			
1972	1 - 1/4	6	4.8
1973		7	5.6
1974		7	5.6
1975		6	4.8
1976		6	4.8
GREER			
1972	1 - 1/6	6	5.1
1973		6	5.1
1974		6	5.1
1975		6	5.1
1976		5	4.3
HARMON			
1972	1 - 1/6	2	1.7
1973		4	3.4
1974		5	4.3
1975		5	4.3
1976		4	3.4
HARPER			
1972	1 - 1/4	4	3.2
1973		5	4.0
1974		6	4.8
1975		7	5.6
1976		5	4.0
HASKELL			
1972	1 - 1/3	4	3.0
1973		5	3.8
1974		4	3.0
1975		5	3.8
1976		7	5.3
HUGHES			
1972	1 - 1/2	15	10.0
1973		16	10.7
1974		17	11.3
1975		17	11.3
1976		19	12.7
JACKSON			
1972	2 - 1/4	20	8.8
1973		16	7.1
1974		18	8.0
1975		22	9.8
1976		28	12.4

COUNTY BY COUNTY DISTRIBUTION OF LAWYERS PER JUDGE 1972 - 1976

<u>County</u>	<u>Number of Judges in each County</u>	<u>Number of Lawyers in each County</u>	<u>Number of Lawyers Per Judge</u>
JEFFERSON			
1972	1 - 1/2	4	2.6
1973		5	3.3
1974		5	3.3
1975		5	3.3
1976		6	4.0
JOHNSTON			
1972	1 - 1/4	4	3.2
1973		4	3.2
1974		3	2.4
1975		4	3.2
1976		4	3.2
KAY			
1972	2 - 1/2	85	34.0
1973		79	31.6
1974		78	31.2
1975		81	32.4
1976		81	32.4
KINGFISHER			
1972	1 - 1/4	17	13.6
1973		17	13.6
1974		18	14.4
1975		21	16.8
1976		19	15.2
KIOWA			
1972	1 - 1/4	12	9.6
1973		12	9.6
1974		14	11.2
1975		15	12.0
1976		18	14.4
LATIMER			
1972	1 - 1/3	4	3.0
1973		6	4.5
1974		6	4.5
1975		6	4.5
1976		6	4.5
LeFLORE			
1972	2 - 1/3	14	6.0
1973		17	7.3
1974		19	8.1
1975		21	9.0
1976		25	10.7
LINCOLN			
1972	2	18	9.0
1973		16	8.0
1974		20	10.0
1975		21	10.5
1976		18	9.0
LOGAN			
1972	1 - 1/2	15	10.0
1973		14	9.3
1974		19	12.0
1975		17	11.3
1976		17	11.3
LOVE			
1972	1 - 1/4	9	7.2
1973		9	7.2
1974		9	7.2
1975		8	6.4
1976		5	4.0
McCLAIN			
1972	1 - 1/2	17	11.3
1973		19	12.7
1974		15	10.0
1975		16	10.7
1976		17	11.3

COUNTY BY COUNTY DISTRIBUTION OF LAWYERS PER JUDGE 1972 - 1976

<u>County</u>	<u>Number of Judges in each County</u>	<u>Number of Lawyers in each County</u>	<u>Number of Lawyers Per Judge</u>
McCURTAIN			
1972	2 - 1/3	10	4.2
1973		13	5.6
1974		13	5.6
1975		14	6.0
1976		16	6.9
McINTOSH			
1972	1 - 1/2	10	6.6
1973		11	7.3
1974		13	8.7
1975		15	10.0
1976		15	10.0
MAJOR			
1972	1 - 1/5	9	7.5
1973		9	7.5
1974		10	8.3
1975		10	8.3
1976		9	7.5
MARSHALL			
1972	1 - 1/4	12	9.6
1973		14	11.2
1974		13	10.4
1975		12	9.6
1976		15	12.0
MAYES			
1972	1 - 1/3	18	13.5
1973		18	13.5
1974		18	13.5
1975		18	13.5
1976		20	15.0
MURRAY			
1972	1 - 1/4	11	8.8
1973		9	7.2
1974		9	7.2
1975		12	9.6
1976		11	8.8
MUSKOGEE			
1972	3	100	33.3
1973		99	33.0
1974		98	32.6
1975		92	30.7
1976		108	36.0
NOBLE			
1972	1 - 1/2	9	6.0
1973		11	7.3
1974		11	7.3
1975		11	7.3
1976		11	7.3
NOWATA			
1972	1 - 1/2	6	3.4
1973		7	4.7
1974		7	4.7
1975		8	5.3
1976		9	6.0
OKFUSKEE			
1972	2	8	4.0
1973		9	4.5
1974		10	5.0
1975		10	5.0
1976		10	5.0
OKLAHOMA			
1972	22	1760	80.0
1973		1831	83.2
1974		1911	86.9
1975		2184	99.3
1976	25	1970	78.8

COUNTY BY COUNTY DISTRIBUTION OF LAWYERS PER JUDGE 1972 - 1976

<u>County</u>	<u>Number of Judges in each County</u>	<u>Number of Lawyers in each County</u>	<u>Number of Lawyers Per Judge</u>
OKMULGEE			
1972	4	37	9.3
1973		37	9.3
1974		37	9.3
1975		39	9.8
1976		41	10.2
OSAGE			
1972	3	36	12.0
1973		38	12.7
1974		33	11.0
1975		41	13.7
1976		33	11.0
OTTAWA			
1972	2 - 1/2	32	12.8
1973		39	15.6
1974		32	12.8
1975		38	15.2
1976		35	14.0
PAWNEE			
1972	1 - 1/2	8	5.3
1973		10	6.7
1974		11	7.3
1975		13	8.7
1976		10	6.7
PAYNE			
1972	2 - 1/2	38	15.2
1973		41	16.4
1974		44	17.6
1975		49	19.6
1976		51	20.4
PITTSBURG			
1972	2 - 1/2	48	19.2
1973		48	19.2
1974		48	19.2
1975		52	20.8
1976		48	19.2
PONTOTOC			
1972	3	38	12.6
1973		40	13.3
1974		38	12.6
1975		40	13.3
1976		42	14.0
POTTAWATOMIE			
1972	3	47	15.6
1973		51	17.0
1974		51	17.0
1975		59	19.7
1976		64	21.3
PUSHMATAHA			
1972	1 - 1/3	5	3.7
1973		6	4.5
1974		7	5.3
1975		9	6.8
1976		9	6.8
ROGER MILLS			
1972	1 - 1/6	3	2.5
1973		4	3.0
1974		4	3.0
1975		3	2.5
1976		5	4.3
ROGERS			
1972	1 - 1/3	25	18.7
1973		29	21.8
1974		29	21.8
1975	2 - 1/3	31	13.3
1976		31	13.3

COUNTY BY COUNTY DISTRIBUTION OF LAWYERS PER JUDGE 1972 - 1976

<u>County</u>	<u>Number of Judges in each County</u>	<u>Number of Lawyers in each County</u>	<u>Number of Lawyers Per Judge</u>
SEMINOLE			
1972	3 - 1/2	38	10.8
1973		37	10.6
1974		36	10.3
1975		39	11.1
1976		38	10.9
SEQUOYAH			
1972	1 - 1/2	14	9.3
1973		16	10.7
1974		17	11.3
1975		17	11.3
1976		19	12.7
STEPHENS			
1972	2 - 1/2	50	20.0
1973		58	23.2
1974		60	24.0
1975		65	26.0
1976		67	26.8
TEXAS			
1972	1 - 1/4	16	12.8
1973		18	14.4
1974		17	13.6
1975		17	13.6
1976		17	13.6
TILLMAN			
1972	1 - 1/4	10	8.0
1973		10	8.0
1974		10	8.0
1975		9	7.2
1976		12	9.6
TULSA			
1972	18 - 1/2	1204	65.1
1973		1241	67.1
1974	19 - 1/2	1911	103.3
1975		2184	112.0
1976		1735	89.0
WAGONER			
1972	1 - 1/2	7	4.6
1973		6	4.0
1974		9	6.0
1975		11	7.3
1976		13	8.7
WASHINGTON			
1972	2 - 1/2	104	41.6
1973		108	43.2
1974		108	43.2
1975		116	46.4
1976		113	45.2
WASHITA			
1972	1 - 1/4	10	8.0
1973		10	8.0
1974		11	8.8
1975		13	10.4
1976		10	8.0
WOODS			
1972	1 - 1/5	16	13.3
1973		16	13.3
1974		14	11.7
1975		14	11.7
1976		18	15.0
WOODWARD			
1972	1 - 1/5	20	16.6
1973		23	19.2
1974		28	23.3
1975		30	25.0
1976		25	20.8

IV. FINANCIAL MANAGEMENT

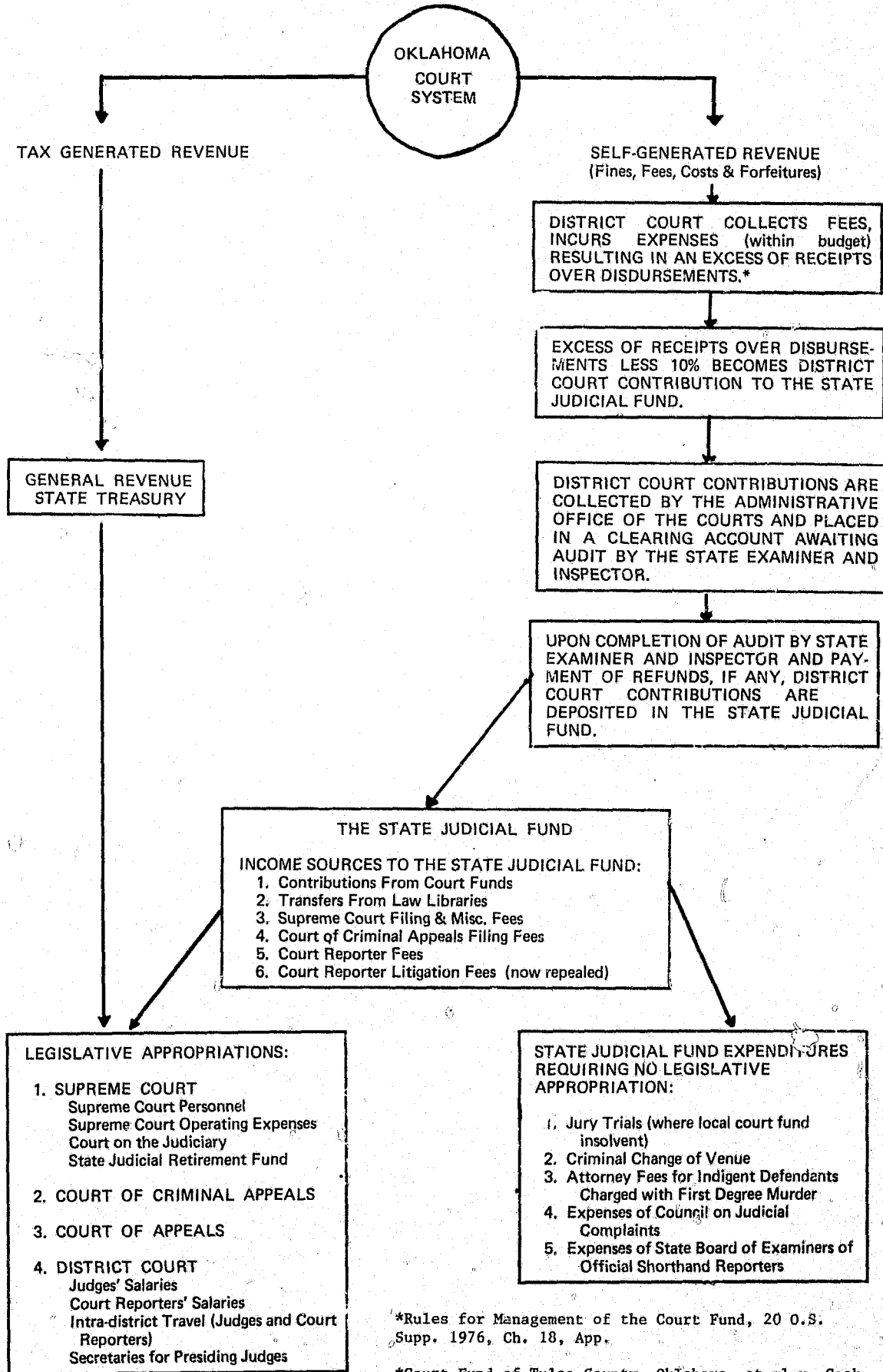
EXPLANATORY NARRATIVE – SECTION IV.

The following statistics depict financial management of the judiciary. Six major subsections include: 1) sources of funding, 2) court fund transfers, 3) court fund expenditures, 4) county general fund expenditures, 5) miscellaneous financial analyses, and 6) processing costs per cases.

OKLAHOMA JUDICIAL SYSTEM FUNDING SOURCES

The following are graphs of funding sources for judicial support, including comparative percentages.

FLOW OF FUNDING SOURCES IN SUPPORT OF THE JUDICIARY



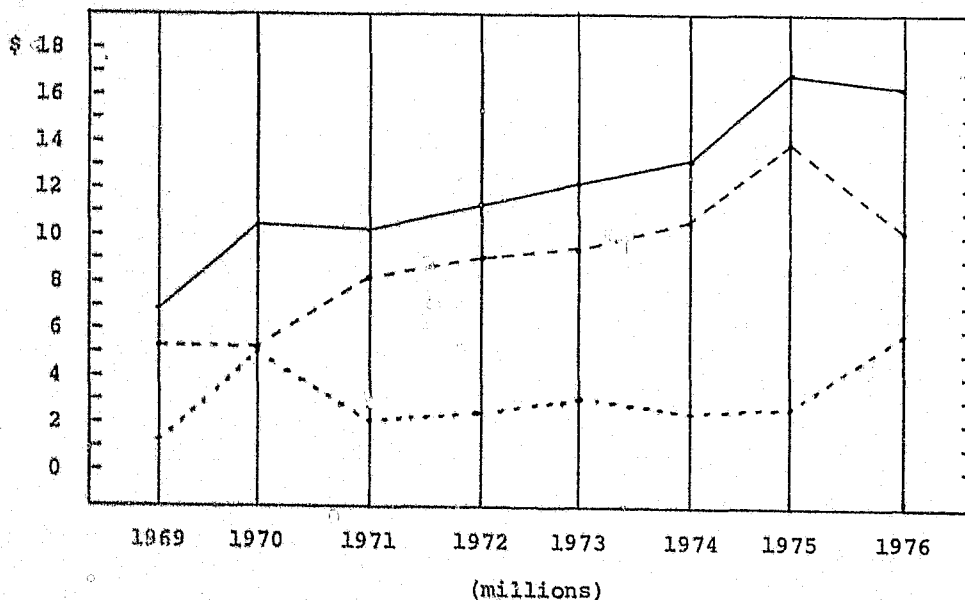
*Rules for Management of the Court Fund, 20 O.S. Supp. 1976, Ch. 18, App.

*Court Fund of Tulsa County, Oklahoma, et al v. Cook, Okl., 557 P.2d 875

OKLAHOMA JUDICIARY SUPPORT SOURCES: A BREAKDOWN
 (Based on local expenditures coupled with appropriated funds)


YEAR	SELF-GENERATED SUPPORT			STATE GENERATED SUPPORT	TOTAL SUPPORT
	COURT FUND EXPENDITURES*	STATE JUDICIAL FUND APPROP.	TOTAL SELF- GENERATED		
1969	\$ 5,242,263	\$ -0-	\$ 5,242,263 (78.2%)	\$ 1,461,768 (21.8%)	\$ 6,704,031 (100%)
1970	5,293,086	-0-	5,293,086 (51.0%)	5,095,243 (49.0%)	10,388,329 (100%)
1971	5,551,356	2,577,000	8,128,356 (80.2%)	2,002,865 (19.8%)	10,131,221 (100%)
1972	5,739,045	3,241,730	8,980,775 (79.6%)	2,308,166 (20.4%)	11,288,941 (100%)
1973	6,276,209	3,024,621	9,300,830 (76.8%)	2,811,377 (23.2%)	12,112,207 (100%)
1974	6,767,585	3,899,129	10,666,714 (82.1%)	2,324,503 (17.9%)	12,991,217 (100%)
1975	7,994,778	5,966,885	13,961,663 (84.0%)	2,667,973 (16.0%)	16,629,636 (100%)
1976	8,531,946	1,960,000	10,491,946 (64.8%)	5,709,341 (35.2%)	16,201,287 (100%)

*court fund expenditures are for the calendar year and exclude state judicial fund contributions.

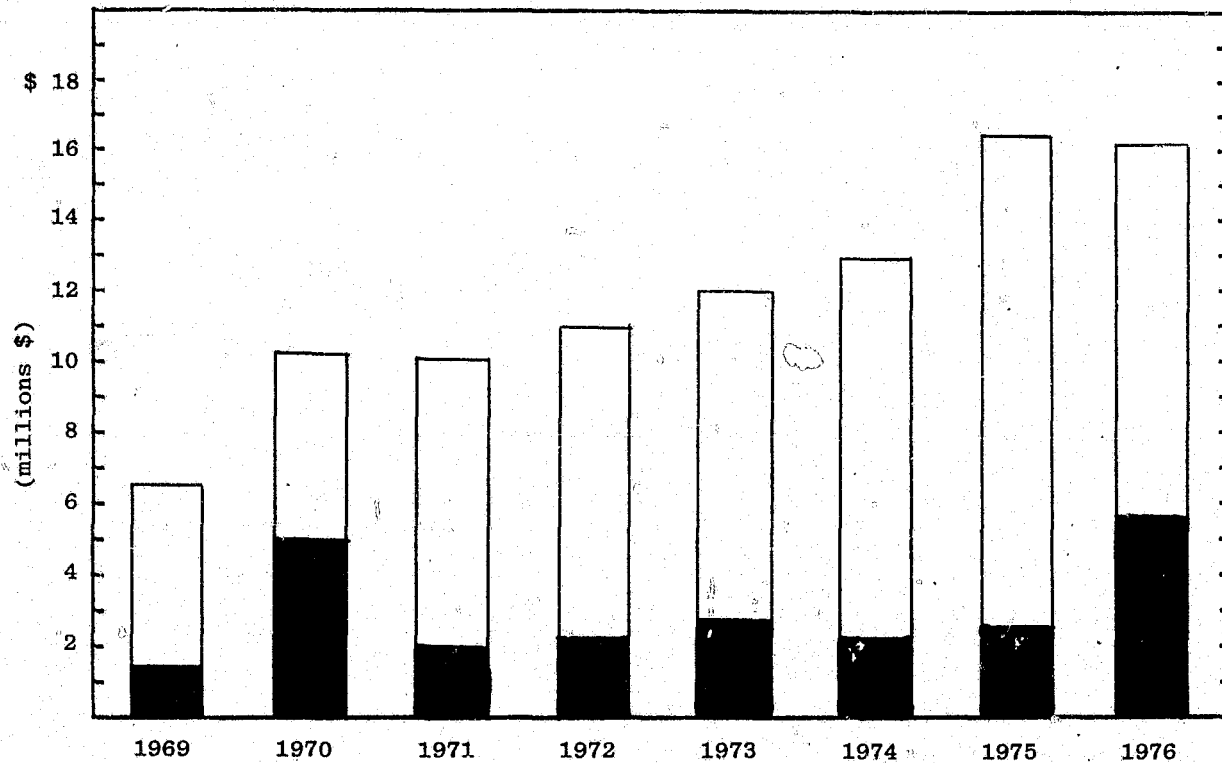


KEY:

SELF-GENERATED - - - - -
 STATE-GENERATED ······
 TOTAL SUPPORT _____



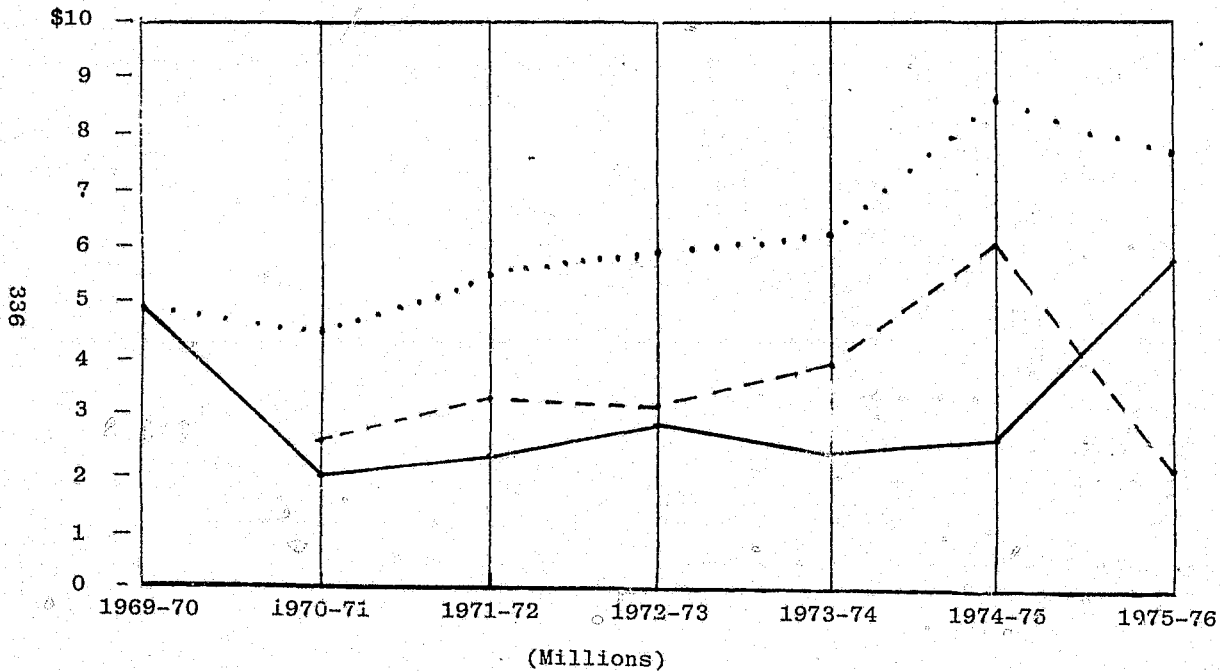
STATE GENERATED (GENERAL REVENUE) SUPPORT
PORTION OF TOTAL FUNDING



<u>YEAR</u>	<u>STATE-GENERATED</u>	<u>TOTAL</u>
1969	\$ 1,461,768	\$ 6,704,031
1970	5,095,243	10,388,329
1971	2,002,865	10,131,221
1972	2,308,166	11,288,941
1973	2,811,377	12,112,207
1974	2,324,503	12,991,217
1975	2,667,973	16,629,636
1976	5,709,341	16,201,287

= STATE-GENERATED
 = TOTAL SUPPORT

BREAKDOWN OF FUNDING SOURCES FOR THE
SUPPORT OF THE OKLAHOMA COURT SYSTEM
(Based on Appropriations)

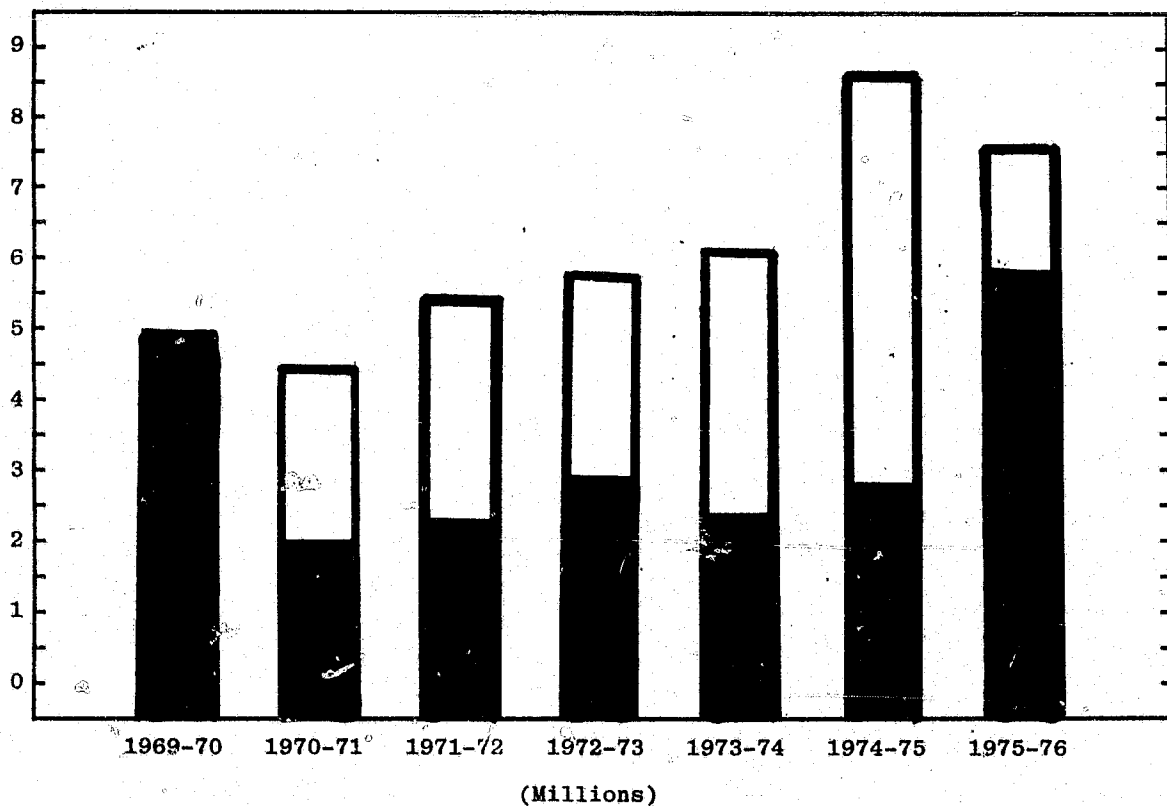


Year	General Revenue	State Judicial Fund	Total
1969-70	\$5,095,243 100%	\$ -0-	\$5,095,243 100%
1970-71	2,002,865 43.7%	2,577,000 56.3%	4,579,865 100%
1971-72	2,308,166 41.6%	3,241,730 58.4%	5,549,896 100%
1972-73	2,811,377 48.2%	3,024,621 51.8%	5,835,998 100%
1973-74	2,324,503 37.3%	3,899,129 62.7%	6,223,632 100%
1974-75	2,667,973 30.9%	5,966,885 69.1%	8,634,858 100%
1975-76	5,709,341 74.4%	1,960,000 25.6%	7,669,341 100%



Key:

- General Revenue _____
- State Judicial Fund -----
- Total Funding

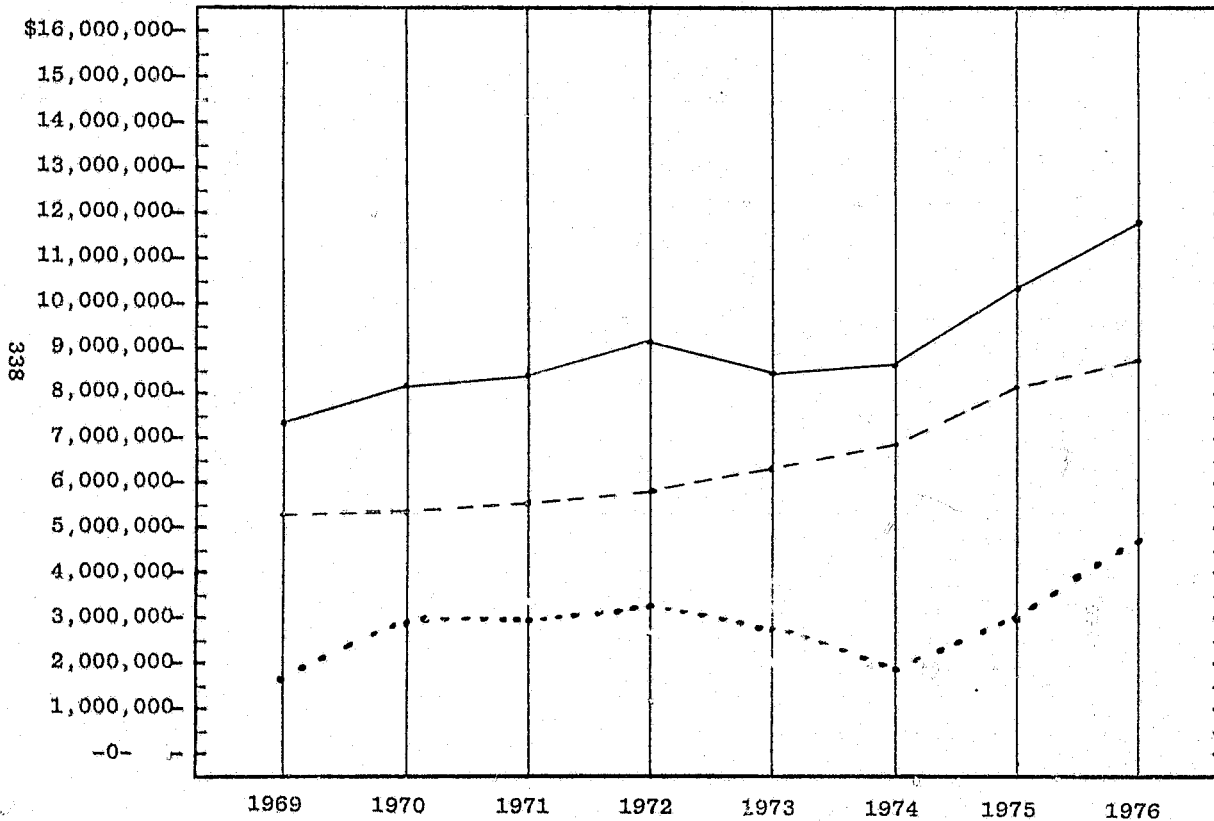
**GENERAL REVENUE PORTION OF TOTAL
LEGISLATIVE APPROPRIATION**



<u>Year</u>	<u>General Revenue</u>	<u>Total</u>
1969-70	\$ 5,095,243	\$ 5,095,243
1970-71	2,002,865	4,579,865
1971-72	2,308,166	5,549,896
1972-73	2,811,377	5,835,998
1973-74	2,324,503	6,223,632
1974-75	2,667,973	8,634,858
1975-76	5,709,341	7,669,341

 = General Revenue
 = Total

**COURT FUND EARNINGS, EXPENDITURES AND
STATE JUDICIAL FUND CONTRIBUTIONS
1969 - 1976**




Year	Earnings	Expenditures	State Judicial Contributions*
1969	\$7,114,388	\$ 5,242,263	\$1,605,968
1970	8,157,051	5,293,086	2,841,271
1971	8,389,911	5,551,356	2,805,635
1972	9,048,353	5,739,045	3,356,026
1973	8,474,187	6,276,209	2,667,694
1974	8,685,096	6,767,585	1,977,508
1975	10,453,187	7,994,778	2,922,192
1976	11,622,330	8,531,946	4,680,382

KEY:


Earnings _____
 Expenditures -----
 SJF Contributions

*includes law library fund contributions




CONTINUED

4 OF 5



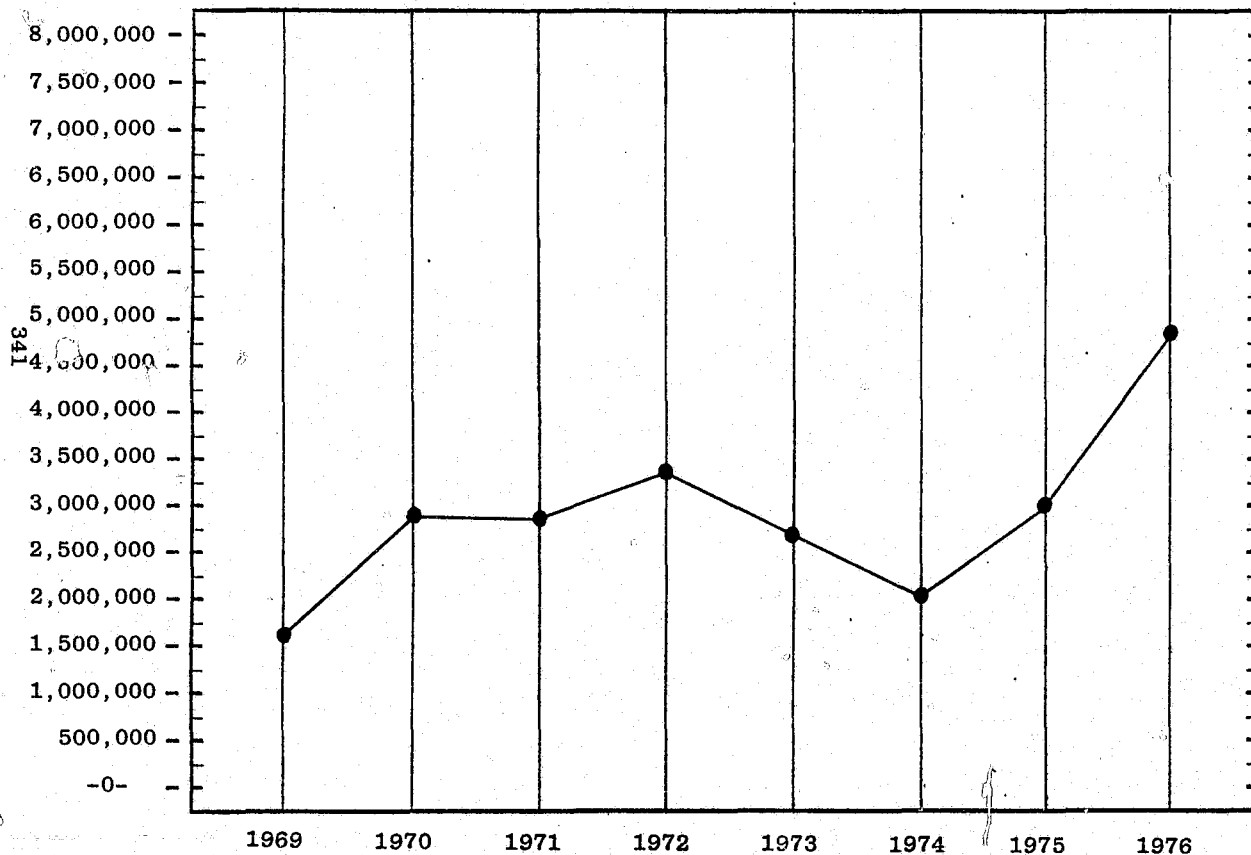
STATE JUDICIAL FUND TRANSFERS

The following charts depict state judicial fund transfers by court funds and law library funds. Total transfers by these funds exceeded those of 1975 by \$ 1,905,345; the greatest single year increase.



STATE JUDICIAL FUND CONTRIBUTIONS*

1969 - 1976



<u>YEAR</u>	<u>CONTRIBUTION</u>
1969	\$ 1,605,968
1970	2,841,271
1971	2,805,635
1972	3,356,026
1973	2,667,694
1974	1,977,508
1975	2,922,192
1976	4,827,537

*Includes court fund and law library fund transfers to the state judicial fund.

COURT FUND CONTRIBUTIONS TO STATE JUDICIAL FUND

1972 - 1976

COUNTY	1972	1973	1974	1975	1976
ADAIR	\$ -0-	\$ -0-	\$ -0-	\$ 7,509.37	\$ 13,659.80
ALFALFA	15,740.27	11,869.24	10,996.59	23,743.91	34,054.00
ATOKA	9,894.22	9,076.29	8,947.93	13,172.61	29,998.16
BEAVER	8,676.78	5,738.38	3,834.21	28,475.04	33,517.11
BECKHAM	85,135.52	42,734.88	28,916.18	104,587.15	95,124.51
BLAINE	7,026.83	8,172.78	14,326.39	16,825.10	56,692.27
BRYAN	-0-	30,482.92	19,941.66	31,704.10	16,477.29
CADDO	55,751.60	32,757.70	33,841.04	79,626.68	100,557.39
CANADIAN	83,620.08	72,494.59	62,406.07	45,737.44	118,224.06
CARTER	39,267.04	17,971.81	8,323.74	35,896.37	10,188.55
CHEROKEE	41,063.20	14,231.29	3,472.19	5,185.09	21,177.94
CHOCTAW	-0-	6,538.09	4,568.07	18,829.26	35,450.83
CIMARRON	3,308.02	8,728.05	4,720.42	15,141.31	18,410.46
CLEVELAND	94,395.75	69,288.96	69,298.64	72,758.93	46,510.43
COAL	6,355.60	6,213.78	1,494.60	4,215.63	8,886.96
COMANCHE	136,199.19	-0-	-0-	49,406.82	207,969.11
COTTON	5,096.03	23,067.46	6,164.85	17,142.75	24,285.36
CRAIG	7,947.37	8,402.02	10,007.03	32,694.04	10,224.19
CREEK	39,301.40	58,106.94	27,975.16	32,902.12	84,305.66
CUSTER	53,973.51	52,463.29	51,562.52	78,823.77	216,317.90
DELAWARE	31,990.96	17,725.22	20,970.95	19,582.47	27,660.20
DEWEY	7,003.04	6,152.42	485.80	4,447.88	17,247.40
ELLIS	9,836.46	4,199.57	13,423.72	27,830.86	25,324.87
GARFIELD	81,203.83	47,056.83	77,059.56	91,663.96	120,573.18
GARVIN	69,529.49	63,985.20	54,813.74	68,113.52	119,557.09
GRADY	85,407.42	64,539.64	41,014.21	95,429.57	143,376.87
GRANT	12,789.25	12,182.98	4,584.60	8,704.47	15,064.80
GREER	9,954.61	9,590.89	2,505.43	7,432.20	14,780.34
HARMON	17,024.33	24,442.11	13,776.84	9,106.84	6,268.82
HARPER	6,539.94	8,299.94	13,539.25	27,962.62	24,266.58
HASKELL	71.36	10,111.48	-0-	14,451.65	10,332.28
HUGHES	26,846.22	20,303.58	9,358.03	26,355.50	25,777.00
JACKSON	27,935.79	19,434.77	13,489.96	18,357.80	47,957.24
JEFFERSON	6,805.80	26,009.45	16,374.11	44,373.08	47,610.83
JOHNSTON	7,372.81	4,793.96	12,146.56	5,875.86	21,641.11
KAY	21,151.71	42,151.90	16,421.03	16,350.24	15,732.98
KINGFISHER	34,727.63	12,065.47	20,245.28	17,013.55	26,463.54
KIOWA	24,092.45	9,513.94	8,896.44	17,604.62	39,845.04
LATIMER	7,504.59	5,562.36	-0-	1,397.56	14,904.77
LEFLORE	52,193.25	62,711.37	20,797.02	17,814.42	3,931.70
LINCOLN	52,682.90	48,294.23	31,697.65	44,042.65	87,441.79
LOGAN	39,519.72	12,021.85	3,865.43	82,445.22	70,227.33
LOVE	22,212.67	11,555.79	23,053.35	57,708.95	72,118.19
McCLAIN	37,202.90	35,783.52	12,919.37	33,586.78	81,876.53
McCURTAIN	46,225.98	42,808.99	34,130.46	48,523.55	91,194.81
McINTOSH	33,022.02	32,513.65	6,831.90	43,896.94	64,624.10
MAJOR	32,424.89	26,943.87	35,761.02	38,802.09	62,005.30
MARSHALL	27,163.35	23,606.61	2,099.01	9,953.36	14,469.81
MAYES	9,573.62	30,463.67	6,864.00	39,144.85	44,733.10
MURRAY	32,057.38	37,134.54	42,217.87	32,869.36	58,094.12
MUSKOGEE	144,438.74	76,268.69	83,907.10	76,851.98	100,476.24
NOBLE	13,973.31	5,685.80	13,356.37	35,646.12	109,521.80
NOWATA	5,669.44	9,538.42	2,613.84	8,961.22	13,829.37
OKFUSKEE	47,601.85	26,446.72	16,897.42	18,536.01	42,186.05
OKLAHOMA	253,287.12	246,220.43	423,173.96	329,624.74	433,404.06
OKMULGEE	9,158.22	18,632.77	832.14	14,045.12	10,908.07
OSAGE	-0-	10,591.92	-0-	6,023.68	2,492.49
OTTAWA	29,086.06	46,633.18	27,534.35	21,167.25	62,622.82
PAWNEE	81,912.92	32,850.91	18,737.02	36,012.20	92,586.40
PAYNE	70,323.12	63,969.46	39,068.72	49,969.77	69,069.14
PITTSBURG	87,132.95	29,714.51	28,604.56	10,507.13	45,460.97
PONTOTOC	22,620.75	35,288.50	42,772.91	38,131.89	38,656.45
POTTAWATOMIE	57,760.47	7,576.11	50,454.99	51,375.73	87,103.10
PUSHMATAHA	6,243.32	12,836.64	15,332.90	5,677.06	20,894.19
ROGER MILLS	8,669.73	4,924.44	4,281.94	8,681.40	15,947.40
ROGERS	40,402.40	46,625.63	13,171.54	12,767.11	65,063.33
SEMINOLE	39,762.34	26,637.95	20,087.56	5,639.58	12,129.44
SEQUOYAH	96,942.38	93,649.82	62,623.69	36,542.88	79,443.19
STEPHENS	-0-	-0-	-0-	620.91	-0-
TEXAS	14,437.03	6,116.52	18,837.71	30,799.44	57,059.01
TILLMAN	8,920.69	1,218.08	3,788.67	5,653.09	29,648.78
TULSA	602,529.08	525,333.18	623,331.39	238,080.53	344,751.49
WAGONER	22,587.68	30,184.71	2,159.34	49,116.75	121,799.11
WASHINGTON	21,850.59	2,506.78	35,038.04	18,194.78	17,642.00
WASHITA	17,110.98	14,984.67	31,002.15	78,132.08	64,862.95
WOODS	30,173.29	12,397.39	8,046.04	16,649.11	37,589.81
WOODWARD	28,286.06	23,967.84	21,225.50	31,549.74	88,100.47
TOTAL	\$3,325,499.30	\$2,661,099.59	\$1,976,524.75	\$2,920,177.21	\$4,660,381.83

LAW LIBRARY CONTRIBUTIONS
1972 - 1976

COUNTY	1972	1973	1974	1975	1976
ADAIR	\$ -0-	\$ -0-	\$ -0-	\$ -0-	\$ 734.86
ALFALFA	-0-	-0-	-0-	-0-	220.38
ATOKA	11,602.36	-0-	-0-	-0-	-0-
BEVER	-0-	-0-	-0-	-0-	-0-
BECKHAM	-0-	-0-	-0-	-0-	3,571.39
BLAINE	-0-	-0-	-0-	-0-	4,797.06
BRYAN	-0-	-0-	-0-	-0-	6,231.36
CADDO	-0-	-0-	-0-	-0-	-0-
CANADIAN	-0-	-0-	-0-	-0-	240.06
CARTER	-0-	-0-	-0-	-0-	842.94
CHEROKEE	-0-	-0-	-0-	-0-	-0-
CHOCTAW	-0-	-0-	-0-	-0-	-0-
CIMARRON	-0-	-0-	-0-	-0-	4,252.39
CLEVELAND	-0-	-0-	-0-	248.94	1,235.02
COAL	216.41	-0-	-0-	-0-	-0-
COMANCHE	-0-	-0-	-0-	-0-	-0-
COTTON	-0-	1,095.10	370.48	-0-	809.49
CRAIG	-0-	-0-	-0-	-0-	38.65
CREEK	-0-	-0-	-0-	-0-	3,184.29
CUSTER	376.03	-0-	-0-	-0-	689.09
DELAWARE	-0-	-0-	-0-	-0-	-0-
DEWEY	917.52	944.48	-0-	-0-	265.95
ELLIS	-0-	-0-	-0-	-0-	2,021.03
GARFIELD	-0-	-0-	-0-	-0-	3,326.88
GARVIN	-0-	-0-	-0-	-0-	261.98
GRADY	-0-	-0-	-0-	-0-	687.49
GRANT	1,492.58	700.90	-0-	-0-	2,011.73
GREER	-0-	-0-	-0-	-0-	474.08
HARMON	-0-	-0-	-0-	113.56	48.07
HARPER	1,927.63	1,704.30	-0-	-0-	1,076.89
HASKELL	-0-	-0-	-0-	-0-	-0-
HUGHES	-0-	-0-	-0-	-0-	659.78
JACKSON	-0-	-0-	-0-	-0-	-0-
JEFFERSON	-0-	-0-	-0-	-0-	-0-
JOHNSTON	-0-	26.65	-0-	-0-	-0-
KAY	2,249.95	-0-	-0-	-0-	3,636.86
KINGFISHER	-0-	424.52	500.00	-0-	6,012.64
KIOWA	-0-	-0-	-0-	-0-	-0-
LATIMER	-0-	-0-	-0-	-0-	-0-
LeFLORE	-0-	-0-	-0-	-0-	-0-
LINCOLN	-0-	-0-	-0-	-0-	-0-
LOGAN	-0-	-0-	-0-	-0-	-0-
LOVE	-0-	-0-	-0-	-0-	861.91
McCLAIN	-0-	-0-	-0-	-0-	-0-
McCURTAIN	1,493.34	-0-	-0-	-0-	2,772.84
McINTOSH	1,054.23	-0-	-0-	-0-	4,245.53
MAJOR	-0-	-0-	-0-	-0-	-0-
MARSHALL	-0-	-0-	-0-	-0-	289.50
MAYES	-0-	-0-	-0-	-0-	231.43
MURRAY	3,583.98	-0-	112.44	-0-	443.61
MUSKOGEE	-0-	-0-	-0-	-0-	-0-
NOBLE	-0-	-0-	-0-	-0-	-0-
NOWATA	-0-	-0-	-0-	-0-	-0-
OKFUSKEE	-0-	-0-	-0-	-0-	1,709.00
OKLAHOMA	-0-	-0-	-0-	-0-	84,768.45
OKMULGEE	-0-	-0-	-0-	-0-	-0-
OSAGE	-0-	-0-	-0-	-0-	4,627.20
OTTAWA	-0-	-0-	-0-	-0-	-0-
PAWNEE	-0-	-0-	-0-	-0-	1,294.06
PAYNE	2,737.33	1,698.60	-0-	-0-	4,484.51
PITTSBURG	2,020.34	-0-	-0-	-0-	219.38
PONTIAC	-0-	-0-	-0-	-0-	-0-
POTTAWATOMIE	-0-	-0-	-0-	470.30	344.51
PUSHMATAHA	-0-	-0-	-0-	-0-	788.55
ROGER MILLS	-0-	-0-	-0-	-0-	-0-
ROGERS	-0-	-0-	-0-	-0-	3,673.41
SEMINOLE	-0-	-0-	-0-	1,087.00	-0-
SEQUOYAH	-0-	-0-	-0-	-0-	-0-
STEPHENS	-0-	-0-	-0-	-0-	-0-
TEXAS	-0-	-0-	-0-	-0-	-0-
TILLMAN	-0-	-0-	-0-	-0-	2,082.77
TULSA	-0-	-0-	-0-	-0-	-0-
WAGONER	-0-	-0-	-0-	-0-	-0-
WASHINGTON	855.44	-0-	-0-	-0-	-0-
WASHITA	-0-	-0-	-0-	-0-	4,081.71
WOODS	-0-	-0-	-0-	-0-	2,871.98
WOODWARD	-0-	-0-	-0-	-0-	33.86
TOTAL	\$30,527.14	\$6,594.55	\$ 982.92	\$1,919.80	\$167,154.55

4

1

B


17

D

COURT FUND EXPENDITURES

This sub-section contains data on court fund expenditures:

- 1) Itemized expenses in each county;
- 2) Percentage of increase or decrease in total expenditures (1972 – 1976);
- 3) Defense services for indigents (1976);
- 4) Support of law libraries (1972 – 1976); and
- 5) Percentage of sheriff's travel expense reimbursed by the court fund (1971 – 1976)



1976 COURT FUND EXPENDITURES

	ADAIR	ALFALFA	ATOKA	BEAVER	BECKHAM	BLAINE	BRYAN	CADDO	CANADIAN	CARTER	CHEROKEE	CHOCTAW	CITARRON	CLEVELAND	COAL	COHANCHE	COTTON	CRAIG	CREEK	CUSTER
BOND PREMIUM FOR COURT CLERKS	20	20	20	68	20	20	20	--	20	--	20	20	40	--	--	38	--	20	--	--
JUROR AND WITNESS EXPENSE	13840	2684	5825	3289	7010	6482	15326	15738	13169	10501	11844	11131	2302	21057	4622	26093	2361	5519	27818	4967
OUT-OF-COUNTY SERVICE FEES	33	222	80	--	28	418	472	554	330	906	284	201	12	2785	96	480	44	12	2039	192
COMPENSATION OF FULL-TIME BAILIFFS	445	--	--	--	--	--	--	--	4171	9585	10715	--	--	22240	--	28001	--	--	--	--
COMPENSATION OF PART-TIME BAILIFFS	750	130	2413	210	382	525	9214	5551	5793	--	--	1410	105	1556	1312	--	777	510	2661	1880
COMPENSATION OF COURT CLERK EMPLOYEES	2033	--	315	4774	5144	564	9877	791	17213	5075	14542	5112	--	--	2386	40370	6145	6782	15832	--
COMPENSATION OF TEMPORARY ACTING COURT REPORTERS	--	121	--	45	--	645	--	362	9	--	--	--	--	9329	--	--	--	--	460	--
PUBLICATION EXPENSE	739	--	--	--	64	--	--	--	--	40	--	366	--	172	--	225	--	--	339	--
COURT REPORTER SUPPLIES	271	152	204	--	497	248	1948	725	614	1289	3573	809	--	4699	483	--	--	3951	2033	792
OFFICE SUPPLIES AND PRINTING	2715	2322	2682	6550	2687	6984	2408	6574	8496	7905	6091	628	575	13877	2535	22742	3635	2882	9970	3143
RENOVATING AND REMODELING	236	--	--	--	--	223	826	--	2542	50654	--	1278	1606	58349	--	990	--	22482	--	--
MAINTENANCE OF COURTROOMS	109	155	--	628	--	2708	2684	711	7059	6147	5591	--	308	89	--	75	1161	--	--	--
JUDICIAL ROBES	12	--	--	--	--	--	2	54	4	--	55	--	--	--	144	221	--	2	--	--
FURNITURE AND FIXTURES	565	469	456	729	--	1594	40	274	4000	13305	683	1223	689	17986	294	3067	--	419	5852	1419
EQUIPMENT PURCHASE AND RENTAL	2419	--	3387	1408	4303	676	3444	4854	4217	4620	2099	3376	2978	2295	377	11146	465	--	1386	3216
EQUIPMENT MAINTENANCE	--	386	1118	1814	1584	2063	2853	366	8410	3584	605	251	401	9029	1568	20225	1289	1175	5391	2223
POSTAGE	1800	897	1290	1430	957	1136	2242	3024	6000	3761	2081	1085	535	7000	988	6628	687	2252	6736	5002
BOOKS FOR RECORD	1195	1363	1734	615	733	3442	2793	2667	808	5820	2531	1825	871	7351	30	3567	274	672	3892	2947
ATTORNEY FEES FOR PAUPERS - TRIAL COURT	3629	2125	7866	3407	4450	4650	9975	12275	4555	20240	5465	3200	150	41758	3681	95853	3250	8320	10550	10000
ATTORNEY FEES FOR PAUPERS - APPEALS	625	175	1200	--	--	--	--	--	2250	2200	720	450	--	--	--	--	--	--	1900	500
TRANSCRIPTS ORDERED BY THE COURT - TRIAL COURT	1585	286	317	--	179	590	2122	738	639	1577	710	1893	--	26364	9	8915	180	314	2562	3504
TRANSCRIPTS ORDERED BY THE COURT - APPEALS	543	167	203	--	3275	--	876	1236	569	2564	--	476	--	--	--	--	--	--	2957	1119
LONG DISTANCE TELEPHONE	549	76	303	124	568	278	284	260	541	510	800	249	484	289	513	1066	118	506	1624	264
OTHER TELEPHONE EXPENSE	434	702	461	787	896	1074	2013	1269	4487	1935	1199	472	533	2565	459	5165	297	612	3883	573
GAS, WATER AND ELECTRICITY	1800	--	3600	866	--	4122	2875	4162	--	3600	2074	--	1352	7539	--	--	1035	--	--	--
MENTAL HEALTH HEARINGS - FEES FOR PHYSICIAN BOARD MEMBERS	120	180	--	40	--	180	500	520	1980	1340	1000	10	--	2920	--	1380	80	260	240	480
MENTAL HEALTH HEARINGS - FEES FOR LAWYER BOARD MEMBERS	40	90	--	20	--	100	290	320	960	700	540	--	--	1480	--	4480	40	140	120	240
MENTAL HEALTH HEARINGS - LAWYERS FOR INCOMPETENTS	--	--	--	--	--	--	--	180	--	--	--	--	--	200	--	--	--	--	--	--
MENTAL HEALTH HEARINGS - OTHER EXPENSE	--	6	--	--	--	--	--	--	--	--	--	--	--	--	--	--	--	--	--	--
MILEAGE AND TRAVEL EXPENSE FOR JUDGES AND COURT REPORTERS	--	19	168	137	71	--	509	--	166	98	29	28	--	--	205	259	23	54	3099	13
PAID LAW LIBRARY	1491	3996	1089	2026	5503	5000	6064	5352	14651	6078	6481	4000	3294	7776	687	15728	3684	2616	10109	6418
OTHER EXPENDITURES	--	--	--	--	--	--	--	--	33062	--	--	--	--	--	--	--	--	--	470	--
PAID COUNTY GENERAL FUND	22603	--	5226	14340	27744	9578	34152	27012	11298	10800	10269	32914	6017	--	4824	102860	9564	10572	33871	17364
BONDS AND COUPONS PAID	--	--	--	--	--	--	--	--	--	--	--	--	--	--	--	--	--	--	--	--
TOTAL EXPENDITURES	60362	16683	40055	48307	67515	53278	113407	96439	158033	183734	89741	72407	22252	269505	25211	399314	35109	70072	15528	66256

347

1976 COURT FUND EXPENDITURES

	DELAWARE	DEWEY	ELLIS	GARFIELD	GARY	GRADY	GRANT	HEFFER	HARRIS	HARPER	HASKELL	HUGHES	JACKSON	JEFFERSON	JOHNSTON	KAY	KINGFISHER	KIOWA	LATIMER	LEFLOX
BOND PREMIUM FOR COURT CLERKS	80	--	40	20	--	--	--	20	40	18	--	20	20	--	40	35	20	--	--	--
JUROR AND WITNESS EXPENSE	3164	2672	3551	10313	9580	11041	3632	3336	2093	1660	8073	5222	5576	5245	4034	19770	12154	5139	3809	31205
OUT-OF-COUNTY SERVICE FEES	63	76	56	315	75	201	64	25	12	20	24	172	60	280	196	541	48	54	--	28
COMPENSATION OF FULL-TIME BAILIFFS	--	--	--	14775	--	--	--	--	110	--	167	4892	--	--	90	7125	--	--	--	--
COMPENSATION OF PART-TIME BAILIFFS	100	125	205	1050	8195	6761	615	417	150	80	1832	60	540	1540	630	1325	5086	399	1212	5520
COMPENSATION OF COURT CLERK EMPLOYEES	6959	7197	8431	26191	9598	7201	--	4220	5110	--	5132	--	24832	--	6684	21145	259	13611	7209	23825
COMPENSATION OF TEMPORARY ACTING COURT REPORTERS	--	--	--	4700	--	2443	--	--	--	--	--	--	--	--	--	180	45	--	--	1351
PUBLICATION EXPENSE	--	--	--	--	--	183	--	--	--	207	--	--	--	--	--	308	--	--	--	--
COURT REPORTER SUPPLIES	362	--	70	2094	143	871	197	124	00	12	770	--	1810	134	56	321	237	53	--	--
OFFICE SUPPLIES AND PRINTING	3257	3132	601	11332	4837	9263	1708	1854	1443	1468	2273	2082	9033	3629	2555	21827	2163	2267	2961	9621
RENOVATING AND REMODELING	780	5	--	--	5237	--	--	--	2404	--	--	--	--	999	--	14391	--	--	--	3012
MAINTENANCE OF COURTROOMS	22	1782	10	3510	--	601	--	966	85	--	3713	--	603	118	2001	3042	--	298	--	1190
JUDICIAL ROBES	--	--	--	--	--	--	--	--	--	--	--	--	186	--	--	--	--	--	--	228
FURNITURE AND FIXTURES	566	38	109	892	1527	301	--	165	--	--	569	535	3691	724	6661	18084	2194	--	--	5110
EQUIPMENT PURCHASE AND RENTAL	4624	532	1967	6121	5515	4909	1064	1332	3540	803	5065	405	6215	1095	6844	5884	5638	1403	5194	5338
EQUIPMENT MAINTENANCE	--	287	404	6350	358	2484	319	1488	32	277	136	1458	572	--	100	2567	302	194	--	--
POSTAGE	2359	1082	1186	5774	2797	3241	1136	860	790	771	750	1620	2518	1105	1362	5479	2089	748	958	5545
BOOKS FOR RECORD	1665	--	714	348	3835	5540	726	925	--	1226	1568	1704	3564	768	504	2377	1787	400	278	2906
ATTORNEY FEES FOR PAUPERS - TRIAL COURT	4925	1020	1400	32375	7233	23525	1510	5050	3043	1730	5442	2320	7130	2750	4065	19130	1575	4350	3700	24680
ATTORNEY FEES FOR PAUPERS - APPEALS	--	125	500	775	520	--	--	--	--	--	--	--	--	152	--	2500	250	250	--	5550
TRANSCRIPTS ORDERED BY THE COURT - PRELIMINARY HEARINGS OR TRIAL	48	440	252	4819	206	2700	368	2070	670	126	07	614	1486	420	444	2645	235	150	--	1874
TRANSCRIPTS ORDERED BY THE COURT - APPEALS	--	112	--	--	--	--	--	--	--	--	276	--	600	--	--	217	235	296	--	1990
LONG DISTANCE TELEPHONE	--	161	158	605	261	1046	--	32	65	350	198	205	693	90	448	1113	226	43	653	3041
OTHER TELEPHONE EXPENSE	1158	310	336	3738	1095	2370	828	265	341	612	364	808	1855	293	--	28	832	399	1125	--
GAS, WATER AND ELECTRICITY	--	--	--	10530	--	--	--	--	979	1275	--	--	6300	1594	--	80	2691	--	--	1041
MENTAL HEALTH HEARINGS - FEES FOR PHYSICIAN BOARD MEMBERS	630	--	40	1400	680	1160	120	160	20	180	40	170	425	--	0	1	100	160	260	1330
MENTAL HEALTH HEARINGS - FEES FOR LAWYER BOARD MEMBERS	330	--	29	700	280	810	60	80	20	111	140	105	120	--	10	5	40	80	260	910
MENTAL HEALTH HEARINGS - LAWYERS FOR INCOMPETENTS	--	--	--	--	--	--	--	100	--	--	--	--	--	--	40	--	--	--	--	120
MENTAL HEALTH HEARINGS - OTHER EXPENSE	--	--	--	--	--	--	--	--	--	--	--	--	--	--	--	--	--	--	--	--
MILEAGE AND TRAVEL EXPENSE FOR JUDGES AND COURT REPORTERS	137	--	--	104	138	--	353	--	--	--	--	--	--	--	121	1965	217	--	--	204
PAID LAW LIBRARY	1611	2051	3076	11206	3065	7395	3611	675	1063	3426	3819	4378	8978	--	3538	4813	5200	4624	4197	4000
OTHER EXPENDITURES	--	--	--	--	--	181	--	--	--	--	--	100	--	--	--	5	298	--	--	--
PAID COUNTY GENERAL FUND	8584	2737	1155	810	1327	--	--	--	--	2484	14068	--	11214	5129	--	20530	12472	11317	--	--
BONDS AND COUPONS PAID	--	--	--	--	--	--	--	--	--	--	--	--	--	--	--	--	--	--	--	--
TOTAL EXPENDITURES	47330	23801	18389	114810	70000	110000	14000	26170	20110	10630	51615	27920	36811	25071	41795	185521	54303	46425	32094	139619

348


1876 COURT FUND EXPENDITURES

	LINCOLN	LOGAN	LOVE	MAJOR	MARSHALL	MAYES	McCLAIN	McCURTAIN	McINTOSH	MURRAY	MUSKOGEE	NOBLE	NOWATA	OKFUSKEE	OKLAHMA	OKMULGEE	OSAGE	OTTAWA	PAWNEE	PAYNE
BOND PREMIUM FOR COURT CLERKS	--	--	20	20	20	20	--	20	20	--	--	87	20	--	100	20	35	--	20	20
JUROR AND WITNESS EXPENSE	12611	7712	6073	4017	4755	13188	8920	7700	5735	3675	30520	1182	3138	5016	216919	18548	17220	17308	5704	15908
OUT-OF-COUNTY SERVICE FEES	8	350	40	78	80	482	482	--	100	87	1206	54	--	133	103	228	957	206	--	292
COMPENSATION OF FULL-TIME BAILIFFS	--	--	--	--	--	--	--	5706	--	--	1155	--	--	--	187390	--	8485	665	--	5348
COMPENSATION OF PART-TIME BAILIFFS	3466	5253	831	255	308	6122	2466	955	4665	270	4851	690	600	405	--	1840	--	1697	450	7881
COMPENSATION OF COURT CLERK EMPLOYEES	6604	16252	4561	565	12114	16850	2878	8591	11695	12020	39225	6153	73	5547	--	7847	18719	10082	13495	10087
COMPENSATION OF TEMPORARY ACTING COURT REPORTERS	180	--	--	--	--	--	--	--	--	--	--	--	--	--	20183	--	3373	--	--	373
PUBLICATION EXPENSE	59	12	--	1676	1434	--	--	--	--	--	7293	--	--	--	12	--	--	--	--	--
COURT REPORTER SUPPLIES	1197	1925	908	--	635	1805	253	913	555	1196	2853	--	557	1071	4690	1995	655	1640	--	2043
OFFICE SUPPLIES AND PRINTING	1741	4999	1601	1155	175	6283	1917	3303	5240	2813	5015	6631	2359	2355	63138	6880	7231	7095	6123	4779
RENOVATING AND REMODELING	--	--	2452	543	355	13698	--	13	3547	604	348	--	--	--	15482	--	--	--	--	166
MAINTENANCE OF COURTROOMS	5366	2068	1572	1448	915	3539	54	2674	1705	2802	2142	2400	5	--	126088	404	114	3696	274	2925
JUDICIAL ROBES	--	195	--	--	--	--	10	10	--	82	--	4	--	--	562	3	6	--	--	--
FURNITURE AND FIXTURES	951	1171	--	193	271	548	40	545	1060	190	3718	782	370	1657	18949	890	29	--	244	--
EQUIPMENT PURCHASE AND RENTAL	4882	2485	2203	1055	1859	4665	3528	4971	2373	3716	4043	610	1163	2166	32437	4846	4242	7450	83	1428
EQUIPMENT MAINTENANCE	453	2079	331	577	348	2313	642	392	430	1206	--	1313	366	126	62218	88	3653	135	--	1066
POSTAGE	3133	2208	1400	1342	1211	3695	1822	2406	2165	1616	5639	1670	1340	1962	40343	4706	3625	5746	1988	4628
BOOKS FOR RECORD	2142	1267	466	337	834	3081	842	2298	1617	688	4828	542	505	1016	5369	2942	3344	895	1551	3554
ATTORNEY FEES FOR PAUPERS -- TRIAL COURT	5940	19700	3115	1640	4815	10568	9700	6570	7875	4410	32826	2700	4775	900	288648	19980	6475	21306	2650	30455
ATTORNEY FEES FOR PAUPERS -- APPEALS	1000	1750	--	112	--	9480	--	5250	--	123	--	--	--	--	--	1900	1462	650	--	540
TRANSCRIPTS ORDERED BY THE COURT -- PRELIMINARY HEARINGS OR TRIAL	307	1818	355	--	807	1247	1484	69	597	311	9168	830	18	109	9348	1761	1421	3058	1082	948
TRANSCRIPTS ORDERED BY THE COURT -- APPEALS	612	1289	--	--	--	2178	--	1812	126	579	--	--	--	410	20752	825	1802	--	--	318
LONG DISTANCE TELEPHONE	330	466	370	169	364	466	234	853	891	532	4663	354	111	357	--	1822	750	224	--	394
OTHER TELEPHONE EXPENSE	945	937	534	330	844	1024	1208	949	974	446	3547	863	695	428	48758	2071	1867	1377	390	2390
GAS, WATER AND ELECTRICITY	3000	1817	--	1730	3326	3011	--	4913	--	790	3554	2966	--	--	--	--	--	1605	1555	9245
MENTAL HEALTH HEARINGS -- FEES FOR PHYSICIAN BOARD MEMBERS	200	280	120	120	120	300	120	540	328	120	779	--	135	140	23040	1060	160	1440	100	1120
MENTAL HEALTH HEARINGS -- FEES FOR LAWYER BOARD MEMBERS	120	140	60	60	200	320	60	640	120	200	570	--	60	70	11520	740	80	720	50	500
MENTAL HEALTH HEARINGS -- LAWYERS FOR INCOMPETENTS	100	250	20	--	--	895	--	180	--	--	--	--	--	--	--	185	--	--	--	--
MENTAL HEALTH HEARINGS -- OTHER EXPENSE	--	--	--	--	--	--	--	--	--	--	--	--	--	--	180	--	--	--	--	--
MILEAGE AND TRAVEL EXPENSE FOR JUDGES AND COURT REPORTERS	46	36	--	23	--	35	7	100	434	--	560	--	30	39	6881	392	682	457	--	440
PAID LAW LIBRARY	6670	5701	648	3777	4096	6943	3127	3000	1737	3299	11532	5500	3870	3798	--	4826	7057	6946	5026	8948
OTHER EXPENDITURES	435	--	83	--	245	--	--	--	330	40	--	--	--	--	7287	--	--	--	196	--
PAID COUNTY GENERAL FUND	17343	31927	9074	--	--	--	29915	1674	12337	24525	16816	14594	--	8759	--	17259	22841	15044	3159	26189
BONDS AND COUPONS PAID	--	--	--	--	--	--	--	--	--	--	--	--	--	--	--	--	--	--	--	--
TOTAL EXPENDITURES	79841	114087	36837	21322	40221	112756	69703	67047	69656	66400	196971	49925	20190	36464	1210407	104058	116285	109438	44120	141985

1976 COURT FUND EXPENDITURES

	PITTSBURG	PONTIAC	POTTANATOME	PUSHMATAHA	ROGER HILLS	LOGERS	SEMINOLE	SEQUOYAH	STEPHENS	TEXAS	TILLMAN	TULSA	WAGONER	WASHINGTON	WASHITA	WOODS	WOODWARD	TOTALS
BOND PREMIUM FOR COURT CLERKS	--	26	20	20	20	35	--	20	--	20	40	197	--	--	20	40	20	1634
JUROR AND WITNESS EXPENSE	21086	11168	17519	4720	1272	12512	17107	19914	15694	6415	1435	217849	10301	20764	1664	6933	8211	1182683
OUT-OF-COUNTY SERVICE FEES	379	651	748	76	12	536	436	16	1135	13	75	5508	--	28	128	182	293	26557
COMPENSATION OF FULL-TIME BAILIFFS	2691	--	13768	412	--	--	6128	--	6801	--	--	88518	--	8012	--	--	--	437518
COMPENSATION OF PART-TIME BAILIFFS	4645	7982	4134	402	--	7843	1381	835	585	1252	60	32990	1210	196	148	336	621	178561
COMPENSATION OF COURT CLERK EMPLOYEES	10656	21657	6540	10310	--	30735	6663	20107	9125	1315	6757	17348	12206	--	6892	2880	184	677301
COMPENSATION OF TEMPORARY ACTING COURT REPORTERS	--	--	8659	--	--	2790	--	277	--	--	--	49258	--	--	--	--	--	104803
PUBLICATION EXPENSE	--	155	1959	7	948	9	--	--	158	--	--	--	--	26	1224	--	--	17527
COURT REPORTER SUPPLIES	2167	2598	--	794	28	1073	--	565	960	843	--	5824	228	1371	--	204	356	71543
OFFICE SUPPLIES AND PRINTING	4992	7853	7989	857	--	7747	5392	4501	5805	2302	3586	62337	2442	6309	2574	3898	3567	486805
RENOVATING AND REMODELING	590	4374	--	--	1200	5993	1805	968	1885	--	789	45863	318	--	--	--	1310	268328
MAINTENANCE OF COURTROOMS	1800	5753	8595	--	--	103	--	1169	--	840	1778	111047	--	8447	1695	483	203	347280
JUDICIAL ROBES	--	--	3	--	--	199	--	--	81	--	--	560	--	--	--	--	3	2626
FURNITURE AND FIXTURES	936	2332	1172	42	30	6017	972	266	2811	580	--	9882	--	87	55	496	191	151860
EQUIPMENT PURCHASE AND RENTAL	7469	11425	13321	3279	798	9101	1779	1128	8873	12935	2254	53624	1908	225	3531	5070	4940	361417
EQUIPMENT MAINTENANCE	749	5575	3993	616	607	2038	1663	437	563	2673	768	13192	3230	951	--	795	--	197337
POSTAGE	3771	2856	4107	1890	448	3049	3692	3263	4043	2523	832	49429	1200	1815	1874	1179	1795	277843
BOOKS FOR RECORD	3131	3136	8020	686	263	2622	1636	1905	2774	3026	1514	1695	2367	2283	868	804	2312	153125
ATTORNEY FEES FOR PAUPERS -- TRIAL COURT	26479	14710	24128	3505	1075	14945	0607	11015	14825	17873	4255	167685	1185	21502	3525	3582	5869	1240541
ATTORNEY FEES FOR PAUPERS-- APPEALS	4659	1000	2110	--	--	2260	3200	2450	1700	500	600	--	--	400	--	250	350	62388
TRANSCRIPTS ORDERED BY THE COURT -- PRELIMINARY HEARINGS OR TRIAL	236	2215	1361	545	229	786	161	3981	641	1025	347	9184	2095	2744	--	60	338	132958
TRANSCRIPTS ORDERED BY THE COURT -- APPEALS	5481	41	1061	--	--	477	--	1084	2355	--	426	16886	--	2479	--	112	73	80647
LONG DISTANCE TELEPHONE	800	664	2024	120	96	578	567	578	511	505	138	754	272	434	169	395	460	41648
OTHER TELEPHONE EXPENSE	2117	2172	1289	287	225	1255	1692	478	1894	1661	1014	4521	340	2691	463	837	1133	144146
GAS, WATER AND ELECTRICITY	--	4192	--	--	--	1410	485	2088	11146	3163	1500	70612	600	--	1420	--	--	192163
MENTAL HEALTH HEARINGS -- FEES FOR PHYSICIAN BOARD MEMBERS	880	720	1451	40	40	720	1000	540	740	160	80	16280	660	880	265	80	600	74773
MENTAL HEALTH HEARINGS -- FEES FOR LAWYER BOARD MEMBERS	440	400	640	20	20	360	660	260	340	64	40	8195	320	440	--	20	336	43023
MENTAL HEALTH HEARINGS -- LAWYERS FOR INCOMPETENTS	810	--	--	--	--	150	80	--	--	20	--	--	--	--	--	--	--	4020
MENTAL HEALTH HEARINGS -- OTHER EXPENSE	--	--	--	--	--	--	--	--	--	--	--	--	--	--	--	--	--	186
MILEAGE AND TRAVEL EXPENSE FOR JUDGES AND COURT REPORTERS	220	--	18	155	--	73	55	206	17	234	--	2008	13	268	--	61	103	21794
PAID LAW LIBRARY	9123	6229	9354	3080	--	8319	9221	1962	5807	5605	3604	40484	4000	--	4000	4948	5860	410778
OTHER EXPENDITURES	--	147	458	--	--	506	--	290	86961	388	--	52015	--	--	--	--	--	183507
PAID COUNTY GENERAL FUND	36265	--	10960	904	--	25531	15489	10920	--	22216	--	--	37237	--	3780	--	8733	954626
BONDS AND COUPONS PAID	--	--	--	--	--	--	--	--	--	--	--	--	--	--	--	--	--	--
TOTAL EXPENDITURES	152572	120031	153401	32875	7311	149772	37871	91223	188230	88151	31892	1153126	82138	82352	34295	33645	45861	8531946

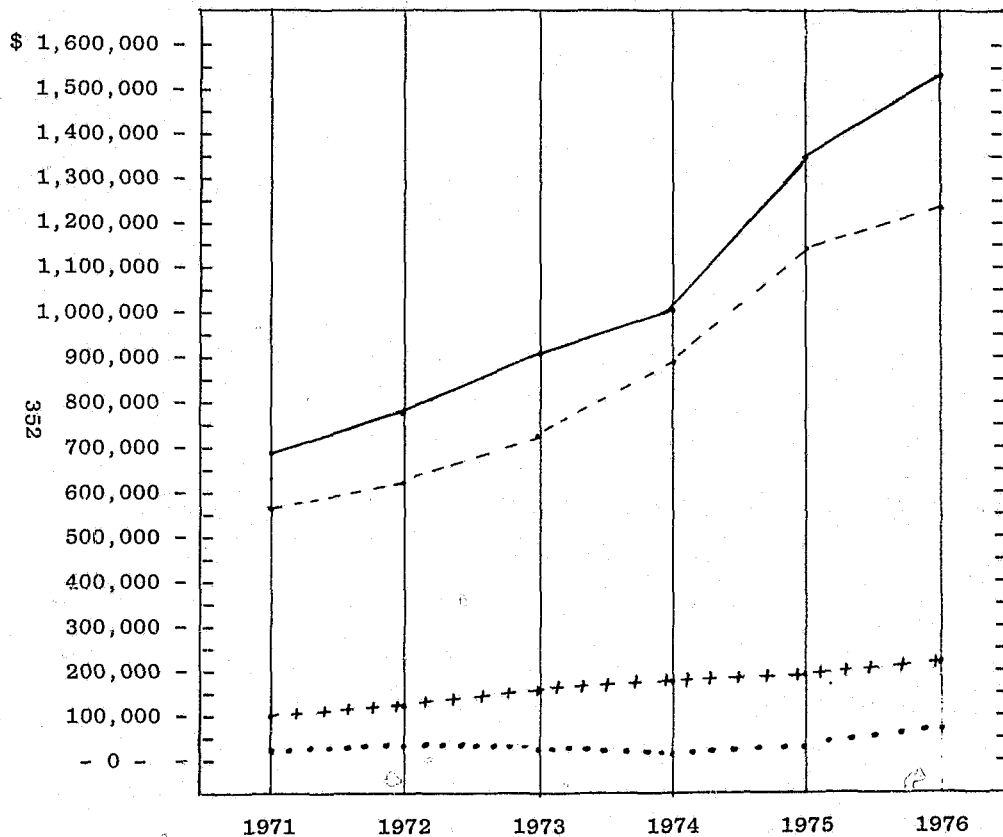
350



PERCENTAGE OF INCREASE OR (DECREASE) IN COURT FUND EXPENDITURES

COUNTY	Court Fund Expenditures					Annual Increase or (Decrease)			
	1972	1973	1974	1975	1976	1973/1972	1974/1973	1975/1974	1976/1975
ADAIR	52,722	57,034	50,713	48,427	60,362	8.2	(11.1)	(4.5)	24.6
ALFALFA	14,555	14,344	14,133	14,445	16,683	(1.4)	(1.5)	2.2	15.5
ATOKA	40,495	32,325	47,104	43,273	41,055	(20.2)	45.7	(8.1)	(7.4)
BEAVER	33,178	34,387	40,615	39,513	41,308	3.6	18.1	(2.7)	9.6
BECKHAM	54,123	59,876	67,099	72,039	67,515	10.6	12.1	7.4	(6.3)
BLAINE	45,304	46,133	62,503	58,922	53,278	1.8	35.5	(5.7)	(9.6)
BRYAN	147,340	107,498	105,823	117,595	113,407	(27.0)	(1.6)	11.1	(3.6)
CADDO	72,916	84,041	89,492	95,447	96,489	15.3	6.5	6.7	1.1
CANADIAN	80,273	87,954	131,612	137,357	158,033	9.6	49.6	4.4	15.1
CARTER	77,219	107,110	111,210	130,002	183,734	38.7	3.8	16.9	41.3
CHEROKEE	58,107	56,363	73,171	81,376	89,741	(3.0)	29.8	11.2	10.3
CHOCTAW	65,378	58,545	71,530	65,542	72,407	(10.5)	22.2	(8.4)	10.5
CIMARRON	30,027	36,180	27,923	26,942	22,252	20.5	(22.8)	(3.5)	(17.4)
CLEVELAND	107,984	148,722	159,016	180,541	269,505	37.7	6.9	13.5	49.3
COAL	20,393	21,162	27,408	26,796	25,211	3.8	29.5	(2.2)	(5.9)
COMANCHE	292,911	436,850	322,162	399,384	399,314	49.1	(26.3)	24.0	0.0
COTTON	53,141	32,970	31,095	36,697	35,109	(38.0)	(5.7)	18.0	(4.3)
CRAIG	45,689	49,040	41,525	55,246	70,072	7.3	(15.3)	33.0	26.8
CREEK	117,487	119,341	128,291	151,350	155,788	1.6	7.5	18.0	(2.9)
CUSTER	53,835	62,084	56,342	69,004	66,256	15.3	(9.2)	22.5	(4.0)
DELAWARE	31,351	36,160	41,329	49,226	41,434	12.1	17.5	19.1	(15.8)
DEWEY	22,671	23,239	21,283	24,660	23,864	2.5	(8.4)	15.9	(3.2)
ELLIS	10,384	17,867	11,260	16,029	18,383	67.2	(35.2)	42.4	14.7
GARFIELD	90,970	109,206	109,652	141,893	174,019	20.0	0.4	29.4	22.6
GARVIN	47,784	46,967	59,358	62,958	79,954	(1.7)	26.4	6.1	27.0
GRADY	89,846	86,156	106,433	123,325	125,191	(4.1)	23.5	15.9	1.5
GRANT	14,575	19,182	12,187	20,279	15,816	31.6	(36.5)	66.4	(22.0)
GREER	15,389	16,565	17,208	20,479	26,176	7.6	3.9	19.0	27.8
HARMON	10,373	9,939	16,421	19,661	22,118	(4.2)	65.2	19.7	12.5
HARPER	15,653	12,741	16,003	14,566	16,832	(18.6)	25.6	(9.0)	15.6
HASKELL	28,756	26,835	29,420	39,566	54,515	(6.7)	9.6	34.5	37.8
HUGHES	19,864	18,102	20,075	30,325	27,928	(8.9)	10.9	51.1	(7.9)
JACKSON	69,475	63,849	78,932	82,212	96,811	(8.1)	23.6	4.2	17.8
JEFFERSON	33,093	15,029	25,098	28,340	26,071	(54.6)	67.0	12.9	(8.0)
JOHNSTON	25,630	27,811	21,742	28,720	41,795	8.5	(21.8)	32.1	45.5
KAY	118,669	115,392	123,770	131,403	185,521	(2.8)	7.3	6.2	41.2
KINGFISHER	39,884	48,159	39,609	54,786	56,393	20.7	(17.8)	38.3	2.9
KIOWA	48,474	43,888	47,116	45,473	46,435	(9.5)	7.4	(3.5)	2.1
LATIMER	22,673	28,915	26,418	38,592	32,094	27.5	(8.6)	46.1	(16.8)
LEFLORE	87,388	100,859	95,073	138,141	139,619	15.4	(5.7)	45.3	1.1
LINCOLN	61,833	64,022	72,886	72,340	79,841	3.5	13.8	(0.7)	10.4
LOGAN	80,728	76,249	80,814	94,821	114,086	(5.5)	6.0	17.3	20.3
LOVE	27,601	25,557	22,392	29,296	36,837	(7.4)	(12.4)	30.8	25.7
MAJOR	14,188	12,893	13,159	26,679	21,322	(9.1)	2.1	102.7	(20.1)
MARSHALL	19,214	19,573	35,247	44,100	40,221	1.9	80.1	25.1	(8.8)
MAYES	72,112	76,679	86,068	85,381	112,756	6.3	12.2	(0.8)	32.1
McCLAIN	51,259	56,265	60,091	65,540	69,703	9.8	6.8	9.1	6.4
McCURTAIN	49,461	54,202	69,453	74,977	67,047	9.6	28.1	8.0	(10.6)
McINTOSH	56,147	54,255	51,869	61,681	69,656	(3.4)	(4.4)	18.9	12.9
MURRAY	61,445	59,056	60,859	66,828	66,399	(3.9)	3.1	9.8	(0.5)
MUSKOGEE	124,539	189,971	145,022	197,113	196,971	52.5	(23.7)	35.9	(0.1)
NOBLE	42,739	40,381	34,207	40,222	49,925	(5.6)	(15.3)	17.6	24.1
NOWATA	15,218	22,286	15,982	24,956	20,190	46.4	(28.3)	56.2	(19.1)
OKFUSKEE	20,965	28,601	31,332	31,162	36,464	36.4	9.5	(0.5)	17.0
OKLAHOMA	823,820	856,971	984,302	1,097,525	1,210,407	4.0	14.9	11.5	10.3
OKMULGEE	103,355	106,406	106,456	104,671	104,058	3.0	0.0	(1.7)	(0.6)
OSAGE	115,737	112,283	96,307	99,150	116,285	(3.0)	(14.2)	3.0	17.3
OTTAWA	79,744	80,695	85,476	111,428	109,438	1.2	5.9	30.4	(1.3)
PAWNEE	27,539	30,639	40,179	49,289	44,120	11.3	31.1	22.7	(10.5)
PAYNE	87,661	87,734	98,238	118,258	141,986	0.1	12.0	20.4	20.1
PITTSBURG	121,524	109,519	115,134	153,799	152,572	(9.9)	5.1	33.6	(0.8)
POCANTOC	68,981	69,832	68,195	110,795	120,030	1.2	(2.3)	62.5	8.3
POTTAWATOMIE	103,892	134,583	138,744	163,501	153,401	29.5	3.1	17.8	(6.2)
PUSHMATAHA	15,897	32,013	26,258	23,416	32,875	101.4	(18.0)	(10.8)	40.4
ROGER MILLS	3,638	6,322	6,654	13,217	7,311	73.8	5.3	98.6	(44.7)
ROGERS	95,155	97,102	103,723	115,662	149,773	2.0	6.8	11.5	29.5
SEMINOLE	59,371	71,403	66,690	83,293	87,871	20.3	(6.6)	24.9	5.5
SEQUOYAH	48,204	65,025	60,559	96,611	91,223	34.9	(6.9)	59.5	(5.6)
STEPHENS	151,046	142,066	103,208	131,890	188,230	(5.9)	(27.4)	27.8	42.7
TEXAS	69,836	77,328	70,257	79,892	88,151	10.7	(9.1)	13.7	10.3
TILLMAN	23,333	27,595	24,808	41,330	31,891	18.3	(10.1)	66.6	(22.8)
TULSA	527,116	601,432	990,277	1,240,862	1,153,126	14.1	64.7	25.3	(7.1)
WAGONER	66,596	71,511	65,206	86,841	82,138	7.4	(8.8)	33.2	(5.4)
WASHINGTON	60,527	199,777	50,932	78,976	82,352	66.5	(49.5)	55.1	4.3
WASHITA	30,091	26,030	36,634	40,033	34,295	(13.5)	40.7	9.3	(14.3)
WOODS	18,484	31,422	24,273	25,804	33,645	70.0	(22.8)	6.3	30.4
WOODWARD	34,020	40,211	48,540	54,904	45,861	18.2	20.7	9.0	(13.3)
TOTAL	5,739,096	6,276,209	6,767,585	7,994,778	8,531,945	9.4	7.8	18.1	6.7

1971 - 1976 DEFENSE SERVICES FOR INDIGENT PERSONS

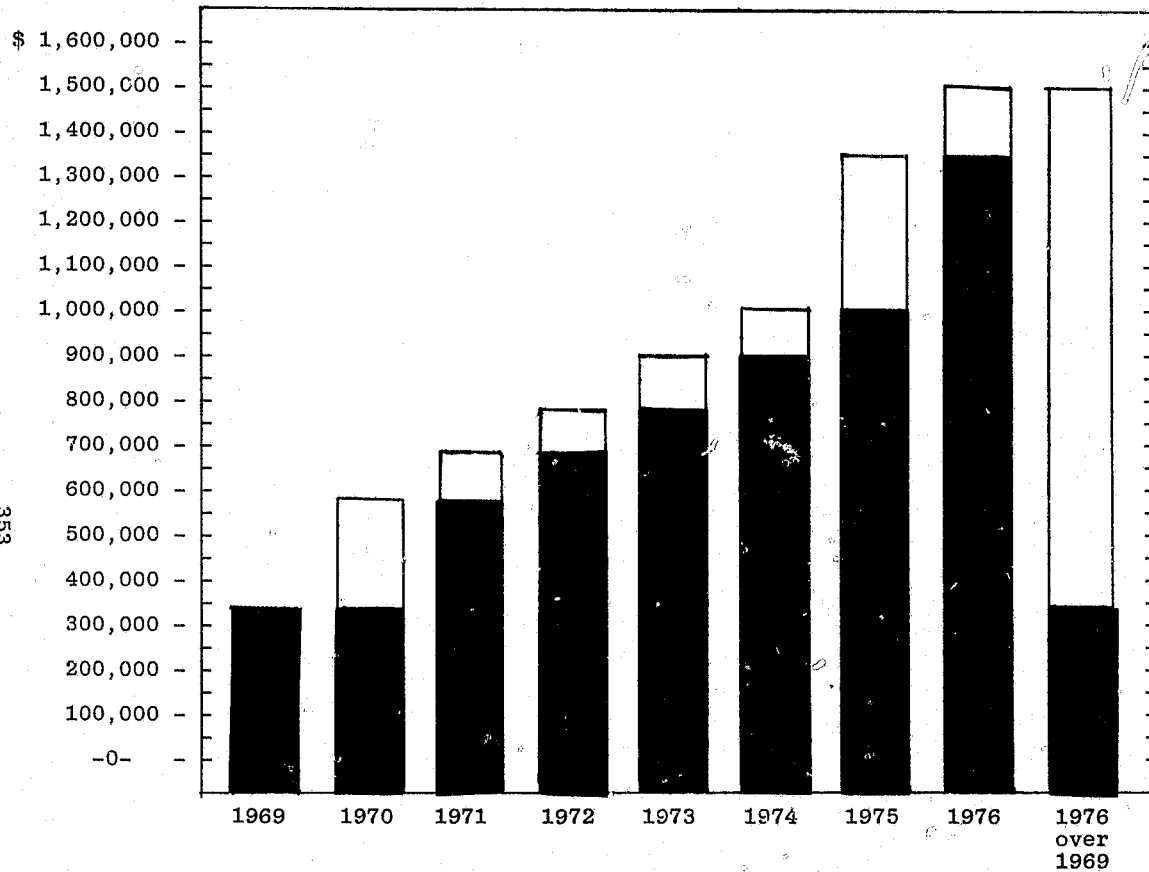


YEAR	TOTAL DEFENSE EXPENDITURE	ATTORNEY FEES TRIAL COURT	ATTORNEY FEES APPEALS	TRANSCRIPTS ORDERED BY THE COURT
1971	\$ 689,052	\$ 561,679	\$ 31,888	\$ 95,485
1972	770,996	623,011	39,175	108,810
1973	907,491	724,473	34,443	148,575
1974	1,070,590	870,505	25,195	174,890
1975	1,353,985	1,140,941	33,552	179,492
1976	1,516,533	1,240,541	62,387	213,605

KEY:

- TOTAL DEFENSE SERVICES ———
- ATTORNEY FEES -- TRIAL COURT - - - -
- ATTORNEY FEES -- APPEALS ·····
- TRANSCRIPTS ORDERED BY THE COURT ... + + + + +

PERCENTAGE OF INCREASE IN DEFENSE SERVICES FOR INDIGENT PERSONS



<u>YEAR</u>	<u>TOTAL EXPENDITURES*</u>	<u>PERCENT OF INCREASE</u>
1969	\$ 344,292	-- %
1970	569,180	65.3
1971	689,052	21.1
1972	770,996	11.9
1973	907,491	17.7
1974	1,070,590	18.0
1975	1,353,985	26.5
1976	1,516,533	12.0

The 1976 over 1969 percent of increase is 340.5%. The average annual percent of increase for 1969 - 1976 is 24.7%.

*Total expenditures include attorney fees (trial court and appeals) and transcripts ordered by the court.

1976 EXPENDITURES FOR PROVIDING DEFENSE SERVICES TO INDIGENT PERSONS

COUNTY	ATTORNEY FEES FOR PAUPERS			TRANSCRIPTS ORDERED BY THE COURT			TOTAL EXPENDITURES
	TRIAL COURT	APPEALS	TOTAL FEES	PRELIMINARY HEARINGS OR TRIAL	APPEALS	TOTAL TRANSCRIPTS	
ADAIR	\$ 3,690	\$ 625	\$ 4,315	\$ 1,586	\$ 543	\$ 2,129	\$ 6,444
ALFALFA	2,125	175	2,300	286	167	453	2,753
ATOKA	7,966	1,200	9,166	316	203	519	9,685
BEAVER	3,407		3,407				3,407
BECKHAM	4,450		4,450	179	3,275	3,454	7,904
BLAINE	4,650		4,650	590		590	5,240
BRYAN	9,975		9,975	2,123	676	2,799	12,774
CADDO	12,275		12,275	737	1,236	1,973	14,248
CANADIAN	4,555	2,250	6,805	658	569	1,227	8,032
CARTER	20,240	2,200	22,440	1,577	2,564	4,141	26,581
CHEROKEE	5,465	720	6,185	710		710	6,895
CHOCTAW	3,200	450	3,650	1,893	476	2,369	6,019
CIMARRON	150		150				150
CLEVELAND	41,758		41,758	26,364		26,364	68,122
COAL	3,681		3,681	9		9	3,690
COMANCHE	95,853		95,853	8,915		8,915	104,768
COTTON	3,250		3,250	180		180	3,430
CRAIG	8,320		8,320	314		314	8,634
CREEK	10,550	1,900	12,450	2,582	2,957	5,539	17,989
CUSTER	10,000	500	10,500	3,504	1,119	4,623	15,123
DELAWARE	4,925		4,925	48		48	4,973
DEWEY	1,020	125	1,145	440	112	552	1,697
ELLIS	1,400	500	1,900	252		252	2,152
GARFIELD	32,375	775	33,150	4,819		4,819	37,969
GARVIN	7,255	520	7,775	286		286	8,061
GRADY	23,525		23,525	2,760		2,760	26,285
GRANT	1,510		1,510	368		368	1,878
GREER	5,050		5,050	2,070		2,070	7,120
HARMON	3,043		3,043	670		670	3,713
HARPER	1,730		1,730	126		126	1,856
HASKELL	5,442		5,442	67	276	343	5,785
HUGHES	2,320		2,320	613		613	2,933
JACKSON	7,130		7,130	1,487	600	2,087	9,217
JEFFERSON	2,750	151	2,901	420		420	3,321
JOHNSTON	4,065		4,065	443		443	4,508
KAY	19,130	2,500	21,630	2,645	2,178	4,823	26,453
KINGFISHER	1,575	250	1,825	235	235	470	2,295
KIOWA	4,350	250	4,600	150	295	445	5,045
LATIMER	3,700		3,700				3,700
LeFLORE	24,680	5,550	30,230	1,874	1,990	3,864	34,094
LINCOLN	5,940	1,000	6,940	307	612	919	7,859
LOGAN	19,700	1,750	21,450	1,818	1,288	3,106	24,556
LOVE	3,115		3,115	355		355	3,470
MAJOR	1,840	112	1,952				1,952
MARSHALL	4,815		4,815	807		807	5,622
MAYES	10,567	9,480	20,047	1,248	2,178	3,426	23,473
McCLAIN	9,700		9,700	1,483		1,483	11,183
McCURTAIN	6,570	5,250	11,820	69	1,811	1,880	13,700
McINTOSH	7,875		7,875	597	126	723	8,598
MURRAY	4,410	123	4,533	310	579	889	5,422
MUSKOGEE	32,826		32,826	9,168		9,168	41,994
NOBLE	2,700		2,700	830		830	3,530
NOWATA	4,775		4,775	18		18	4,793
OKFUSKEE	900		900	110	409	519	1,419
OKLAHOMA	288,648		288,648	9,348	20,752	30,100	318,748
OKMULGEE	19,980	1,900	21,880	1,760	825	2,585	24,465
OSAGE	6,475	1,462	7,937	1,421	1,802	3,223	11,160
OTTAWA	21,300	650	21,950	3,058		3,058	25,008
PAWNEE	2,650		2,650	1,081		1,081	3,731
PAYNE	30,455	540	30,995	948	318	1,266	32,261
PITTSBURG	26,479	4,659	31,138	236	5,481	5,717	36,855
PONTOTOC	14,710	1,000	15,710	2,214	41	2,255	17,965
POTTAWATOMIE	24,128	2,110	26,238	1,360	1,062	2,422	28,660
PUSHMATAHA	3,505		3,505	545		545	4,050
ROGER MILLS	1,075		1,075	229		229	1,304
ROGERS	14,945	2,260	17,205	786	477	1,263	18,468
SEMINOLE	6,607	3,200	9,807	161		161	9,968
SEQUOYAH	11,015	2,450	13,465	3,981	1,084	5,065	18,530
STEPHENS	14,825	1,700	16,525	640	2,355	2,995	19,520
TEXAS	17,872	500	18,372	1,025		1,025	19,397
TILLMAN	4,255	600	4,855	347	426	773	5,628
TULSA	167,685		167,685	9,184	16,886	26,070	193,755
WAGONER	1,185		1,185	2,095		2,095	3,280
WASHINGTON	21,502	400	21,902	2,745	2,479	5,224	27,126
WASHITA	3,525		3,525				3,525
WOODS	3,582	250	3,832	60	112	172	4,004
WOODWARD	5,870	350	6,220	338	73	411	6,631
TOTALS	1,240,541	62,387	1,302,928	132,958	80,247	213,605	1,516,533

SUPPORT OF LOCAL LAW LIBRARY

COUNTY	1972	1973	1974	1975	1976
ADAIR	\$ -0-	\$ -0-	\$ 1,000	\$ 4,301	\$ 1,491
ALFALFA	6,000	6,000	6,000	3,362	3,996
ATOKA	-0-	-0-	-0-	747	1,089
BEAVER	2,071	1,945	4,800	3,272	2,026
BECKHAM	-0-	3,500	5,500	4,908	5,503
BLAINE	2,285	2,872	3,890	5,276	5,000
BRYAN	6,000	6,000	6,000	5,185	6,064
CADDO	-0-	-0-	-0-	4,664	5,352
CANADIAN	7,349	7,500	7,789	7,992	14,651
CARTER	2,000	6,000	2,000	5,778	6,078
CHEROKEE	6,000	-0-	6,000	7,016	6,481
CHOCTAW	3,216	2,823	3,791	2,197	4,000
CIMARRON	4,000	4,000	4,000	3,672	3,294
CLEVELAND	3,000	5,000	3,000	9,821	7,776
COAL	170	162	1,501	1,576	687
COMANCHE	23,583	22,173	4,672	18,317	15,728
COTTON	4,000	4,000	4,000	4,044	3,684
CRAIG	4,000	3,000	3,000	5,532	2,616
CREEK	6,000	6,000	6,353	14,266	10,109
CUSTER	5,407	5,607	5,392	7,432	6,418
DELAWARE	3,157	2,576	2,824	6,098	1,611
DEWEY	1,484	1,182	1,066	1,347	2,051
ELLIS	1,523	-0-	1,000	3,416	3,076
GARFIELD	4,693	4,000	8,000	8,690	11,266
GARVIN	-0-	-0-	2,000	887	3,095
GRADY	8,821	7,339	7,414	9,472	7,393
GRANT	269	4,000	-0-	3,479	3,041
GREER	-0-	-0-	-0-	223	615
HARMON	1,373	1,684	1,511	2,066	1,063
HARPER	4,000	4,000	4,000	1,725	3,426
HASKELL	3,659	237	3,257	2,704	3,819
HUGHES	2,366	1,848	1,465	1,992	4,378
JACKSON	4,843	3,778	4,637	5,000	8,978
JEFFERSON	6,000	-0-	4,000	2,000	-0-
JOHNSTON	4,000	-0-	-0-	3,598	3,538
KAY	6,000	6,000	6,000	3,579	3,913
KINGFISHER	-0-	12,000	6,000	4,784	5,200
KIOWA	6,000	6,000	6,000	4,672	4,824
LATIMER	3,630	4,290	3,960	5,261	4,482
LEFLORE	6,000	6,000	6,000	6,000	4,000
LINCOLN	5,716	5,467	5,212	4,339	6,670
LOGAN	5,818	3,653	4,204	6,705	5,701
LOVE	12,119	1,998	2,142	1,030	648
McCLAIN	1,000	2,000	1,000	4,158	3,777
McCURTAIN	6,000	-0-	3,800	5,000	4,096
McINTOSH	4,450	4,095	2,590	2,316	6,943
MAJOR	4,000	4,000	4,000	3,004	3,126
MARSHALL	1,481	1,703	3,402	4,301	3,000
MAYES	6,000	6,000	6,000	6,784	1,737
MURRAY	3,467	4,360	5,176	2,085	3,299
MUSKOGEE	12,998	13,493	11,206	12,641	11,532
NOBLE	-0-	1,454	1,500	-0-	5,500
NOWATA	4,000	4,149	2,000	3,428	3,870
OKFUSKEE	-0-	2,000	-0-	2,610	3,798
OKLAHOMA	35,000	18,000	22,000	-0-	-0-
OKMULGEE	6,000	6,000	4,500	5,519	4,826
OSAGE	1,000	2,000	6,000	1,314	7,057
OTTAWA	4,000	6,000	6,000	7,836	6,946
PAWNEE	3,405	3,067	4,063	5,672	5,026
PAYNE	7,653	7,999	5,568	5,293	8,948
PITTSBURG	4,712	-0-	4,967	8,418	9,123
PONTOTOC	10,000	6,000	6,000	4,883	6,229
POTTAWATOMIE	4,000	4,000	8,000	7,313	9,354
PUSHMATAHA	-0-	9,229	2,122	1,582	3,080
ROGER MILLS	500	350	-0-	3,400	-0-
ROGERS	6,079	7,771	7,446	7,015	8,319
SEMINOLE	4,000	6,000	6,000	1,391	9,221
SEQUOYAH	6,206	6,623	4,763	5,437	1,962
STEPHENS	7,216	5,988	5,139	13,091	5,807
TEXAS	5,332	4,904	3,314	6,224	5,605
TILLMAN	3,000	2,500	2,500	2,761	3,601
TULSA	20,000	15,000	20,000	20,610	40,484
WAGONER	-0-	4,000	4,000	-0-	4,000
WASHINGTON	-0-	-0-	-0-	6,000	-0-
WASHITA	4,000	4,000	4,000	4,000	4,000
WOODS	3,120	4,201	4,000	4,519	4,948
WOODWARD	6,000	6,000	6,000	4,781	5,860
TOTAL	\$361,371	\$335,520	\$336,437	\$882,811	\$410,778

PERCENTAGE OF SHERIFFS TRAVEL
EXPENSE CONTRIBUTED BY COURT FUND

COUNTY	Service Fees Contributed to Sheriff Fund	Sheriff's Travel Expense	Percentage Contributed by Court	6-Year Comparison % of Increase (+) or Decrease (-) in percentage con- tributed by Court 1976 over 1971
ADAIR				
1971	\$ 1,632	\$ 2,828	57.7 %	
1972	1,772	3,766	47.1	16.2
1973	2,363	910	259.7	
1974	2,802	6,182	45.3	
1975	2,867	9,890	28.9	
1976	1,896	9,008	21.0	
ALFALEA				
1971	651	3,153	20.6	
1972	730	4,192	17.4	86.3
1973	634	3,992	115.9	
1974	762	4,079	18.7	
1975	855	5,198	16.4	
1976	1,213	6,051	20.0	
ATOKA				
1971	2,519	3,070	82.0	
1972	1,992	3,011	66.2	4.4
1973	2,147	2,665	80.6	
1974	2,478	1,106	224.1	
1975	7,170	-0-	-0-	
1976	2,630	-0-	-0-	
BEAVER				
1971	766	8,831	8.6	
1972	493	8,814	5.6	27.5
1973	775	8,955	8.7	
1974	707	13,588	5.2	
1975	953	15,817	5.9	
1976	977	10,445	9.3	
BECKHAM				
1971	1,995	7,149	27.9	
1972	2,223	8,469	26.1	8.3
1973	1,964	9,570	20.5	
1974	2,188	9,571	27.9	
1975	2,459	13,557	18.1	
1976	2,160	14,688	14.7	
BLAINE				
1971	2,472	2,044	120.9	
1972	2,787	3,631	76.9	103.8
1973	2,737	4,725	57.9	
1974	3,924	4,677	83.9	
1975	5,345	5,536	96.5	
1976	5,037	5,285	95.3	
BRYAN				
1971	3,279	8,496	38.5	
1972	5,360	7,563	70.9	76.7
1973	6,386	6,997	91.3	
1974	7,117	8,598	82.8	
1975	5,032	9,510	52.9	
1976	5,794	8,621	67.2	
CADDO				
1971	3,206	17,819	17.9	
1972	3,337	18,067	18.5	73.9
1973	3,511	15,070	23.3	
1974	3,966	18,409	21.5	
1975	5,032	17,329	29.0	
1976	5,574	-0-	-0-	
CANADIAN				
1971	4,141	19,734	20.9	
1972	4,416	16,903	26.1	182.3
1973	4,682	18,102	25.9	
1974	7,231	17,334	41.7	
1975	11,380	22,548	50.4	
1976	11,689	23,688	49.3	
CARTER				
1971	8,056	17,629	45.6	
1972	2,675	23,125	11.6	45.7
1973	7,617	28,369	26.8	
1974	9,461	31,873	29.7	
1975	11,833	39,175	30.2	
1976	11,737	45,425	25.8	
CHEROKEE				
1971	4,154	6,947	59.7	
1972	5,614	7,238	77.6	115.6
1973	5,306	12,836	41.3	
1974	5,277	14,512	36.4	
1975	7,088	17,301	40.9	
1976	8,957	16,638	53.8	

PERCENTAGE OF SHERIFFS TRAVEL
EXPENSE CONTRIBUTED BY COURT FUND

COUNTY	Service Fees Contributed to Sheriff Fund	Sheriff's Travel Expense	Percentage Contributed by Court	6-Year Comparison % of Increase (+) or Decrease (-) in percentage con- tributed by Court 1976 over 1971
CHOCTAW				
1971	\$ 1,720	\$ 7,997	21.5 %	118.9
1972	1,729	6,701	25.8	
1973	1,922	6,550	9.9	
1974	2,045	11,069	18.5	
1975	3,532	12,162	29.0	
1976	3,765	19,495	19.3	
CIMARRON				
1971	439	5,062	8.6	59.0
1972	509	5,600	9.1	
1973	557	5,590	9.9	
1974	557	6,000	9.3	
1975	688	8,563	8.0	
1976	698	10,040	7.0	
CLEVELAND				
1971	17,748	23,981	74.2	115.2
1972	22,513	35,360	63.7	
1973	30,817	38,177	80.7	
1974	35,664	39,214	90.9	
1975	41,829	59,158	70.7	
1976	38,200	60,266	63.4	
COAL				
1971	1,196	2,297	52.0	16.0
1972	1,063	3,371	31.5	
1973	1,178	2,503	47.1	
1974	1,439	2,309	62.3	
1975	2,010	3,899	51.5	
1976	1,387	7,437	18.7	
COMANCHE				
1971	12,995	25,505	50.9	99.8
1972	14,088	33,623	41.9	
1973	16,407	32,581	50.4	
1974	20,186	36,868	54.7	
1975	23,619	30,444	77.5	
1976	25,964	35,300	73.6	
COTTON				
1971	890	2,368	37.5	42.6
1972	845	3,219	26.2	
1973	1,004	2,888	34.7	
1974	694	2,869	24.2	
1975	1,171	4,053	28.8	
1976	1,269	4,417	28.7	
CRAIG				
1971	2,218	5,643	39.3	44.9
1972	2,258	5,838	38.7	
1973	2,588	6,726	38.5	
1974	2,737	7,439	36.8	
1975	3,248	9,676	33.5	
1976	3,214	12,598	25.5	
CREEK				
1971	5,968	17,901	33.3	68.2
1972	6,804	18,863	36.1	
1973	8,298	18,470	44.9	
1974	9,287	25,900	35.8	
1975	9,558	38,235	25.0	
1976	10,040	36,984	27.1	
CUSTER				
1971	3,921	6,014	65.1	65.6
1972	4,220	7,401	57.0	
1973	3,973	7,680	51.7	
1974	4,850	9,967	48.7	
1975	5,323	17,590	30.2	
1976	6,493	23,489	27.6	
DELAWARE				
1971	501	12,035	4.1	1,182.6
1972	4,100	12,114	33.8	
1973	3,521	13,134	26.8	
1974	4,451	13,091	34.0	
1975	6,197	17,947	34.5	
1976	6,426	18,202	35.3	
DEWEY				
1971	771	4,085	18.8	81.7
1972	1,056	4,151	25.4	
1973	963	4,189	23.0	
1974	1,360	4,744	28.7	
1975	1,621	1,447	112.0	
1976	1,401	769	182.2	

PERCENTAGE OF SHERIFFS TRAVEL
EXPENSE CONTRIBUTED BY COURT FUND

COUNTY	Service Fees Contributed to Sheriff Fund	Sheriff's Travel Expense	Percentage Contributed by Court	6-Year Comparison % of Increase (+) or Decrease (-) in percentage con- tributed by Court 1976 over 1971
ELLIS				
1971	\$ 605	\$ 3,147	19.2 %	26.1
1972	556	3,160	17.6	
1973	447	3,963	11.3	
1974	549	5,883	9.3	
1975	64	9,411	5.9	
1976	703	9,674	7.8	
GARFIELD				
1971	8,297	12,663	65.5	110.0
1972	10,048	14,000	71.9	
1973	9,575	15,592	61.4	
1974	12,504	17,476	71.5	
1975	16,108	23,547	68.4	
1976	17,420	21,753	80.1	
GARVIN				
1971	3,151	15,489	20.3	91.8
1972	3,879	19,354	20.0	
1973	3,917	16,853	23.2	
1974	5,044	14,155	35.6	
1975	5,460	20,785	26.2	
1976	6,044	26,800	22.6	
GRADY				
1971	3,924	19,716	19.9	101.3
1972	4,559	19,259	23.7	
1973	5,918	18,967	31.2	
1974	6,796	23,867	29.1	
1975	7,996	28,422	28.1	
1976	7,898	28,135	28.1	
GRANT				
1971	1,011	2,962	34.1	16.5
1972	506	4,237	11.9	
1973	627	3,657	17.1	
1974	789	5,545	14.2	
1975	1,005	5,393	18.6	
1976	1,178	5,378	21.9	
GREER				
1971	707	1,612	43.8	65.2
1972	945	2,292	41.2	
1973	1,026	3,401	30.2	
1974	969	2,368	40.9	
1975	1,034	3,519	29.3	
1976	1,168	788	148.2	
HARMON				
1971	1,349	1,668	80.8	-48.6
1972	1,009	1,627	62.0	
1973	1,573	877	179.4	
1974	557	3,008	18.5	
1975	618	6,529	9.4	
1976	694	8,042	8.6	
HARPER				
1971	521	2,278	22.8	36.1
1972	490	2,576	19.0	
1973	332	1,666	19.9	
1974	377	2,683	14.1	
1975	630	4,296	14.6	
1976	709	5,259	13.5	
HASKELL				
1971	883	4,241	10.8	107.2
1972	726	4,370	16.6	
1973	1,371	5,322	24.8	
1974	1,992	4,933	40.4	
1975	-0-	6,400	-0-	
1976	1,830	7,680	2.4	
HUGHES				
1971	1,369	5,199	26.3	114.3
1972	1,296	5,200	24.9	
1973	2,013	5,162	39.0	
1974	2,159	6,147	35.1	
1975	2,387	7,921	30.1	
1976	2,934	8,426	34.8	
JACKSON				
1971	2,224	13,084	16.9	78.3
1972	2,047	14,000	14.6	
1973	3,370	15,000	22.5	
1974	3,416	13,908	24.6	
1975	3,583	6,047	59.2	
1976	3,965	-0-	-0-	

PERCENTAGE OF SHERIFFS TRAVEL
EXPENSE CONTRIBUTED BY COURT FUND

COUNTY	Service Fees Contributed to Sheriff Fund	Sheriff's Travel Expense	Percentage Contributed by Court	5-Year Comparison % of Increase (+) or Decrease (-) in percentage con- tributed by Court 1976 over 1971
JEFFERSON				
1971	\$ 1,993	\$ 3,954	50.4	
1972	1,551	4,680	33.1	24.0
1973	1,529	3,852	39.7	
1974	1,417	5,232	27.1	
1975	2,201	5,650	38.9	
1976	2,472	6,187	40.0	
JOHNSTON				
1971	740	3,910	18.9	
1972	810	7,141	11.3	106.9
1973	1,358	7,094	19.1	
1974	1,620	* -0-	* -0-	
1975	2,208			
1976	1,531	-0-	-0-	
KAY				
1971	9,062	23,103	39.2	
1972	12,352	29,304	42.2	73.7
1973	12,477	31,288	39.9	
1974	15,498	33,097	46.8	
1975	16,323	33,206	6.6	
1976	15,737	40,343	39.0	
KINGFISHER				
1971	1,696	6,940	24.4	
1972	1,624	6,623	24.5	56.5
1973	2,205	7,900	27.9	
1974	1,976	9,165	21.5	
1975	2,814	14,028	20.0	
1976	2,654	10,648	24.9	
KIOWA				
1971	933	6,133	15.2	
1972	1,120	5,500	20.4	86.3
1973	1,178	7,120	16.5	
1974	1,558	9,420	16.5	
1975	1,710	-0-	-0-	
1976	1,738	-0-	-0-	
LATIMER				
1971	2,842	1,962	144.9	
1972	1,517	4,150	36.5	-31.2
1973	2,092	3,895	53.7	
1974	2,226	4,875	45.7	
1975	2,624	2,951	88.9	
1976	1,955	110	1,777.3	
LeFLORE				
1971	5,012	14,174	29.1	
1972	4,760	13,806	34.5	- 9.1
1973	5,242	19,197	27.2	
1974	5,020	17,948	28.0	
1975	3,692	2,537	145.5	
1976	4,554	843	540.2	
LINCOLN				
1971	2,491	11,102	22.4	
1972	3,295	11,440	28.8	73.2
1973	3,269	12,011	27.2	
1974	3,847	15,423	24.9	
1975	4,112	2,856	143.9	
1976	4,315	3,526	122.4	
LOGAN				
1971	2,733	4,054	67.3	
1972	3,304	4,740	64.1	71.8
1973	3,666	5,558	66.3	
1974	3,951	6,307	62.6	
1975	4,032	10,735	37.5	
1976	4,696	12,891	36.4	
LOVE				
1971	546	2,010	27.1	
1972	698	1,530	45.6	1,768.9
1973	695	875	79.4	
1974	774	*	*	
1975	863	2,844	30.3	
1976	10,204	3,420	298.4	
McCLAIN				
1971	1,735	5,196	33.3	
1972	2,228	5,535	40.3	137.5
1973	2,653	5,880	45.1	
1974	3,385	8,973	37.7	
1975	3,694	12,196	30.2	
1976	4,120	17,770	23.2	

PERCENTAGE OF SHERIFFS TRAVEL
EXPENSE CONTRIBUTED BY COURT FUND

COUNTY	Service Fees Contributed to Sheriff Fund	Sheriff's Travel Expense	Percentage Contributed by Court	6-Year Comparison % of Increase (+) or Decrease (-) in percentage con- tributed by Court 1976 over 1971
McCURTAIN				
1971	\$ 2,771	\$11,045	25.0 %	
1972	2,323	9,152	25.4	-60.8
1973	2,890	17,712	16.3	
1974	3,749	15,066	24.9	
1975	2,616	25,015	10.4	
1976	1,086	9,514	4.1	
McINTOSH				
1971	1,872	4,572	40.9	
1972	1,869	5,377	34.8	12.8
1973	1,749	6,290	27.8	
1974	1,367	7,450	18.3	
1975	2,229	9,774	22.8	
1976	2,111	10,032	21.0	
MAJOR				
1971	1,067	3,479	30.6	
1972	1,089	3,797	28.7	67.4
1973	1,053	4,313	24.4	
1974	1,053	3,210	20.2	
1975	1,887	7,813	24.1	
1976	1,786	7,422	24.1	
MARSHALL				
1971	915	6,972	13.1	
1972	1,757	8,036	21.9	70.1
1973	859	7,643	11.2	
1974	1,300	8,567	15.4	
1975	1,587	11,390	13.9	
1976	1,556	9,851	15.8	
MAYES				
1971	4,056	11,369	35.6	
1972	3,472	10,262	33.8	114.6
1973	5,846	12,038	48.6	
1974	7,916	12,691	62.4	
1975	10,095	12,026	83.9	
1976	8,716	12,462	69.9	
MURRAY				
1971	1,766	4,364	12.2	
1972	2,415	4,110	58.8	46.9
1973	1,852	3,684	50.3	
1974	1,846	5,662	32.6	
1975	2,211	6,134	36.0	
1976	2,595	6,614	39.2	
MUSKOGEE				
1971	6,588	16,236	40.5	
1972	6,657	15,013	44.3	26.5
1973	19,850	11,000	124.1	
1974	20,626	17,839	115.6	
1975	7,831	23,997	32.6	
1976	8,333	22,450	37.1	
NOBLE				
1971	1,143	3,760	30.3	
1972	1,113	4,067	27.4	122.7
1973	1,047	3,197	32.7	
1974	1,531	5,514	27.8	
1975	2,338	6,226	37.5	
1976	2,545	5,773	44.1	
NOWATA				
1971	1,051	4,924	21.3	
1972	994	4,600	21.6	86.1
1973	1,533	4,847	31.6	
1974	1,481	6,000	24.7	
1975	1,978	2,479	79.7	
1976	1,956	4,193	46.6	
OKFUSKEE				
1971	1,208	3,197	37.7	
1972	815	3,255	25.0	71.1
1973	1,344	2,820	47.6	
1974	1,505	4,500	33.4	
1975	1,880	4,259	44.1	
1976	2,067	5,078	40.7	
OKLAHOMA				
1971	162,279	114,543	141.6	
1972	168,321	140,000	120.2	1.8
1973	143,033	152,046	94.1	
1974	206,638	164,047	126.0	
1975	199,130	174,318	114.2	
1976	165,252	184,691	89.5	

PERCENTAGE OF SHERIFFS TRAVEL
EXPENSE CONTRIBUTED BY COURT FUND

COUNTY	Service Fees Contributed to Sheriff Fund	Sheriff's Travel Expense	Percentage Contributed by Court	6-Year Comparison % of Increase (+) or Decrease (-) in percentage con- tributed by Court 1976 over 1971
OKMULGEE				
1971	\$ 5,583	\$ 9,739	57.3 %	
1972	4,032	11,639	34.6	50.9
1973	6,487	8,600	75.4	
1974	8,035	13,710	58.5	
1975	7,311	15,676	46.6	
1976	8,423	13,606	62.0	
OSAGE				
1971	7,278	*	*	28.4
1972	7,858	29,593	26.6	
1973	9,016	30,965	29.3	
1974	9,018	38,420	23.5	
1975	9,125	69,375	13.1	
1976	9,343	75,675	12.3	
OTTAWA				
1971	6,451	7,682	83.7	47.7
1972	7,526	7,333	102.6	
1973	8,488	1,967	429.5	
1974	10,130	9,040	112.1	
1975	11,333	10,300	110.0	
1976	9,525	11,966	79.6	
PAWNEE				
1971	2,797	6,068	46.0	12.9
1972	2,478	5,576	44.4	
1973	6,201	8,450	73.4	
1974	6,483	9,341	69.4	
1975	4,361	12,357	35.2	
1976	3,159	25,815	12.2	
PAYNE				
1971	4,584	10,362	44.2	85.0
1972	4,997	10,352	48.3	
1973	4,751	10,091	29.5	
1974	6,246	10,386	60.1	
1975	7,811	17,818	43.8	
1976	8,481	15,004	56.5	
PITTSBURG				
1971	10,585	21,651	48.8	-27.1
1972	9,973	25,125	39.7	
1973	6,471	23,384	27.7	
1974	7,069	39,976	17.7	
1975	8,305	42,445	19.5	
1976	7,719	40,867	18.9	
PONTOTOC				
1971	3,453	9,415	36.6	127.8
1972	4,139	11,113	37.2	
1973	6,610	8,109	81.5	
1974	7,265	10,316	70.4	
1975	8,109	15,381	52.7	
1976	7,867	15,308	51.4	
POTTAWATOMIE				
1971	6,407	10,749	59.6	39.8
1972	7,416	12,000	61.8	
1973	8,279	12,500	66.2	
1974	9,591	12,564	70.4	
1975	9,302	15,888	58.1	
1976	8,959	1,606	557.8	
PUSHMATAHA				
1971	863	3,413	25.2	91.4
1972	656	4,369	15.0	
1973	1,150	5,320	21.6	
1974	1,314	5,024	26.2	
1975	1,124	5,038	22.3	
1976	1,652	6,051	22.4	
ROGER MILLS				
1971	368	2,663	13.8	6.0
1972	255	2,738	9.3	
1973	241	2,968	8.1	
1974	403	2,332	17.3	
1975	529	2,946	17.9	
1976	390	3,905	10.0	
ROGERS				
1971	4,884	14,120	33.1	38.0
1972	4,032	19,898	20.5	
1973	4,102	17,918	22.9	
1974	6,052	20,223	29.9	
1975	6,624	25,356	26.1	
1976	6,464	25,364	25.5	

PERCENTAGE OF SHERIFFS TRAVEL
EXPENSE CONTRIBUTED BY COURT FUND

COUNTY	Service Fees Contributed to Sheriff Fund	Sheriff's Travel Expense	Percentage Contributed by Court	6-Year Comparison % of Increase (+) or Decrease (-) in percentage con- tributed by Court 1976 over 1971
SEMINOLE				
1971	\$ 5,736	\$ 11,492	49.9 %	
1972	6,453	11,411	56.6	
1973	6,282	12,037	52.1	
1974	8,684	15,366	56.5	
1975	6,047	23,371	25.8	
1976	5,382	20,566	26.2	- 6.2
SEQUOYAH				
1971	1,226	*	*	
1972	2,146	1,200	178.8	
1973	2,524	-0-	-0-	209.9
1974	3,351	-0-	-0-	
1975	3,333	-0-	-0-	
1976	3,799	6,696	56.7	
STEPHENS				
1971	8,170	16,390	49.8	
1972	7,903	16,049	49.2	37.8
1973	8,088	13,065	61.9	
1974	9,169	16,560	55.4	
1975	9,881	18,648	52.9	
1976	11,257	15,254	73.8	
TEXAS				
1971	4,756	12,653	37.5	
1972	4,468	11,900	37.5	36.3
1973	4,303	14,000	30.7	
1974	4,781	15,408	31.0	
1975	5,883	22,268	26.4	
1976	6,481	23,292	27.8	
TILLMAN				
1971	1,132	6,082	66.2	
1972	1,091	6,048	18.1	-83.7
1973	1,178	6,103	19.3	
1974	1,167	4,205	27.8	
1975	1,631	971	167.9	
1976	184	2,459	7.5	
TULSA				
1971	65,553	98,902	66.2	
1972	-0-	105,855	-0-	87.2
1973	90,253	116,951	77.2	
1974	99,422	155,279	64.0	
1975	106,040	194,785	54.4	
1976	122,686	193,601	63.4	
WAGONER				
1971	2,708	9,888	27.3	
1972	2,594	9,681	26.8	58.3
1973	2,682	8,340	32.1	
1974	3,100	10,688	29.0	
1975	4,046	7,330	55.2	
1976	4,286	10,165	42.2	
WASHINGTON				
1971	5,860	25,945	22.5	
1972	10,294	30,550	33.7	43.3
1973	10,011	32,400	30.9	
1974	8,756	24,881	35.2	
1975	9,356	28,447	32.8	
1976	8,395	30,254	27.7	
WASHITA				
1971	1,292	5,454	23.6	
1972	1,759	6,200	28.4	63.1
1973	1,369	6,400	21.4	
1974	1,688	7,387	22.9	
1975	1,913	10,442	18.3	
1976	2,107	12,754	16.5	
WOODS				
1971	1,326	3,850	34.4	
1972	1,316	4,877	27.0	47.5
1973	1,092	4,776	22.9	
1974	982	5,326	18.4	
1975	1,414	6,916	20.4	
1976	1,956	6,220	31.4	
WOODWARD				
1971	1,929	4,074	47.3	
1972	291	4,333	6.7	95.7
1973	372	5,118	7.3	
1974	428	5,924	6.2	
1975	2,744	10,292	26.6	
1976	3,776	13,083	28.9	

*Data not included in source used

Source: Annual "Estimate of Needs and Financial Statement" submitted by County Excise Board to the Office of State Auditor, Clerk of Court of Tax Review.

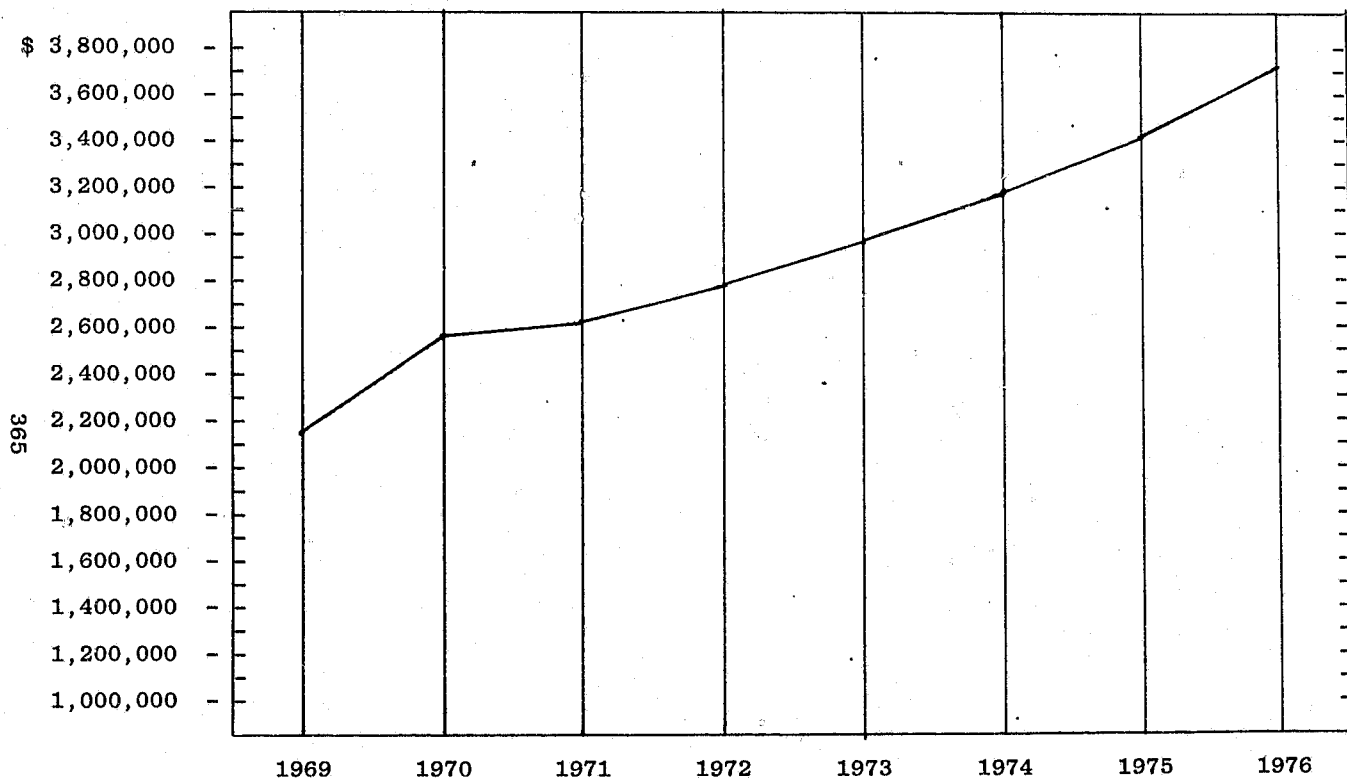
COUNTY GENERAL FUND EXPENDITURES

Annually, each county's general fund defrays expenses of the court clerk's office, these expenditures are analyzed as follows:

- 1) Expense breakdown by county for the court clerk's office (1971 - 1976),
- 2) Percentage of increase or decrease in county general fund expenditures for court clerk's office (1971 - 1976), and
- 3) Annual Court Clerk Salaries (1970 - 1976).



TOTAL EXPENDITURES FOR COURT CLERKS' OFFICES FROM COUNTY GENERAL FUND



<u>FISCAL YEAR</u>	<u>EXPENDITURES</u>
1969	\$ 2,143,191
1970	2,552,694
1971	2,619,926
1972	2,791,395
1973	2,968,872
1974	3,177,250
1975	3,415,993
1976	3,702,662

BREAKDOWN OF COUNTY GENERAL FUND EXPENDITURES FOR COURT CLERK'S OFFICE BY FISCAL YEAR

COUNTY	PERSONAL SERVICES	PART-TIME HELP	TRAVEL EXPENSE	MAINTENANCE & OPERATION	FOREIGN SERVICE	MISCELLANEOUS	TOTAL EXPENDITURES
ADAIR							
1969	\$ 8,015	\$	\$	\$	\$	27	\$ 8,042
1970	9,784					30	9,814
1971	10,042					27	10,069
1972	10,260						10,260
1973	10,773					30	10,803
1974	11,286		29			31	11,346
1975	12,415			100			12,515
1976	13,543			44		20	13,608
ALFALFA							
1969	14,064		184	201			14,450
1970	18,480		210	38	10		18,737
1971	18,480		168	38	5		18,690
1972	18,480		248	20			18,748
1973	19,404		187	20			19,611
1974	20,328		181	20			20,529
1975	22,306		196	40			22,542
1976	24,394		180	40			24,614
ATOKA							
1969	8,130			294			8,424
1970	8,873			62	93		9,028
1971	8,924			28			8,952
1972	11,706			38			11,744
1973	13,497			33			13,530
1974	12,424			35			12,459
1975	11,264			20			11,284
1976	15,545			40			15,585
BEAVER							
1969	16,156		434	395	10		16,995
1970	17,749		276		51		18,076
1971	17,749		394	81	16		18,239
1972	19,426		507				19,933
1973	19,330	922	543	51			20,846
1974	18,770	231	317	7			19,325
1975	24,151		568	60			24,779
1976	25,133		649	60			25,842
BECKHAM							
1969	20,485		305	221	14		21,024
1970	24,500		280	48	4		24,832
1971	24,500		216	48	60		24,824
1972	24,500		218	30	10		24,758
1973	24,850	232	30				25,112
1974	24,850	232	30				25,112
1975	26,991		159	60			27,210
1976	28,490		177	80			28,747
BLAINE							
1969	15,106		288	212	87		15,694
1970	17,500		196	38			17,734
1971	19,725		403	48			20,182
1972	23,798		433				24,231
1973	22,887		622	10			23,559
1974	25,790		476	20			26,286
1975	26,878		648	60			27,586
1976	29,645	1,863	699	60			32,267
BRYAN							
1969	19,016		160	318	69		19,562
1970	25,800		98	58	105		26,061
1971	25,800		64	68			25,932
1972	33,691		218	75			33,984
1973	31,604		93	60			31,757
1974	33,110		154	60			33,324
1975	38,355		227	130			38,712
1976	41,287		194	80			41,561
CADDO							
1969	22,781		198	337	100		23,416
1970	29,640		129	69	172		30,010
1971	32,680		114	58			32,852
1972	32,680		80				32,760
1973	35,450		75	67			35,593
1974	35,705		105	57			35,867
1975	41,124		38	58			41,220
1976	53,213		196	78			53,487

BREAKDOWN OF COUNTY GENERAL FUND EXPENDITURES FOR COURT CLERK'S OFFICE BY FISCAL YEAR

COUNTY	PERSONAL SERVICES	PART-TIME HELP	TRAVEL EXPENSE	MAINTENANCE & OPERATION	FOREIGN SERVICE	MISCELLANEOUS	TOTAL EXPENDITURES
CANADIAN							
1969	\$ 26,037	\$	\$ 688	\$ 1,408	\$ 235	\$	\$ 28,348
1970	28,875		929	18	290		30,112
1971	32,956		886	18			33,859
1972	37,786		1,000				38,785
1973	40,704		1,171				41,875
1974	49,425	474	493	57			50,449
1975	53,892	525	658				55,025
1976	57,297	3,051	764				61,112
CARTER							
1969	31,811		35	351	54		32,250
1970	34,080			83	133		34,296
1971	35,520		31	86			35,637
1972	36,915		23	72			37,009
1973	38,206		120	137			38,462
1974	40,620		40				40,660
1975	43,040		175	140			43,355
1976	50,589		183	190			50,962
CHEROKEE							
1969	8,680			296	99		9,076
1970	9,400				95		9,495
1971	9,700						9,700
1972	9,700		28				9,728
1973	11,515		19				11,535
1974	12,516						12,516
1975	13,375		22				13,397
1976	14,946		85				15,031
CHOCTAW							
1969	10,618		91	22			10,731
1970	11,685		9	18			11,711
1971	11,970		20	18			12,007
1972	9,164		32	18			9,213
1973	12,790		32	17			12,839
1974	14,765		24				14,789
1975	16,163						16,163
1976	17,256		100				17,356
CIMARRON							
1969	9,654		308	374	6		10,342
1970	10,550		206		31		10,787
1971	12,362		147	35			12,543
1972	12,360		89	10			12,459
1973	13,167		160	20			13,347
1974	13,794			10			13,804
1975	14,869		94	20			14,983
1976	16,277		196	40			16,513
CLEVELAND							
1969	44,652		25	429	133		45,239
1970	47,888	4,107	23	76	480		52,573
1971	51,572	829		108			52,509
1972	48,546	2,168		108			50,822
1973	55,815	3,298		108			59,221
1974	57,395	14,585		108			72,088
1975	64,878	23,488		203			88,569
1976	69,250	27,099		128			96,477
COAL							
1969	7,779			200	51		8,030
1970	8,640			11			8,651
1971	8,640			28			8,667
1972	9,665						9,665
1973	8,810		32				8,842
1974	9,075		14	23			9,112
1975	10,793		69				10,861
1976	11,508			20			11,528
COMANCHE							
1969	49,765			468			50,234
1970	63,405			98			63,502
1971	56,734		96	78			56,908
1972	60,440		13	98			60,550
1973	65,875		60				65,936
1974	66,030			30			66,060
1975	68,574	1,752	154	80			70,560
1976	79,703	2,357	270	52			82,382

BREAKDOWN OF COUNTY GENERAL FUND EXPENDITURES FOR COURT CLERK'S OFFICE BY FISCAL YEAR

COUNTY	PERSONAL SERVICES	PART-TIME HELP	TRAVEL EXPENSE	MAINTENANCE & OPERATION	FOREIGN SERVICE	MISCELLANEOUS	TOTAL EXPENDITURES
COTTON							
1969	\$ 8,504	\$	\$ 52	\$ 155	\$	\$	\$ 8,712
1970	10,260		84	134	42		10,519
1971	11,020		12	28			11,059
1972	11,020		33	10			11,063
1973	11,570		20				11,591
1974	12,122		83				12,205
1975	13,301		88	10			13,399
1976	14,546		68	38			14,652
CRAIG							
1969	12,768		26	260	9		13,062
1970	13,384		150	48	16		13,598
1971	13,884		72	65			14,021
1972	14,364		151	40			14,555
1973	16,007		49	40			16,097
1974	17,004			30			17,034
1975	18,473		51	40			18,564
1976	19,864		134	40			20,038
CREEK							
1969	45,855		733	1,600	140		48,328
1970	53,151		805	973	149		55,077
1971	55,532		687	850	243		57,312
1972	55,565		800	1,134			57,449
1973	59,819		899	900			61,618
1974	64,119		1,000	800			65,919
1975	68,509		653	798			69,960
1976	69,788		851	805			71,444
CUSTER							
1969	13,787		18	220	116		14,141
1970	17,738		47	38	97		17,919
1971	18,949		31	38	64		19,082
1972	19,920			38			19,958
1973	21,545		112	38			21,696
1974	22,572		39	38			22,649
1975	24,308		76	60			24,444
1976	25,367		156	60			25,583
DELAWARE							
1969	12,472		113	299			12,884
1970	16,470			38	33		16,541
1971	18,460			38			18,517
1972	18,682		100				18,782
1973	19,675		52				19,728
1974	20,300		81				20,381
1975	21,517		6	60			21,583
1976	23,473		48	20			23,541
DEWEY							
1969	9,653		150	156	12		9,970
1970	11,020		166	11	4		11,201
1971	10,734		137	58	5		10,934
1972	11,020		129	11	10		11,169
1973	11,570		253	28	24		11,876
1974	13,794		229	28			14,051
1975	14,692		194	45			14,930
1977*	16,553*		200*	100*	100*		16,953*
ELLIS							
1969	12,247		218	177	16		12,659
1970	16,240		204	38	4		16,486
1971	16,005		157	38			16,200
1972	12,107		142	10			12,259
1973	11,372		162	10			11,543
1974	12,122		208	10			12,340
1975	13,100		16	20			13,136
1976	14,293	743	344	20			15,400
GARFIELD							
1969	44,073		199	821	165		45,259
1970	47,050		98	83	210		47,441
1971	53,934		69	118			54,120
1972	55,853	1,321	200	100			57,474
1973	57,676	2,350	100	130			60,257
1974	66,892	1,228	85	120			68,325
1975	76,200	541	62	293			77,096
1976	86,816	1,071	247	330			88,464

* Only the amounts approved by the County Excise Board for fiscal year 1977 were given in source used.

BREAKDOWN OF COUNTY GENERAL FUND EXPENDITURES FOR COURT CLERK'S OFFICE BY FISCAL YEAR

COUNTY	PERSONAL SERVICES	PART-TIME HELP	TRAVEL EXPENSE	MAINTENANCE & OPERATION	FOREIGN SERVICE	MISCELLANEOUS	TOTAL EXPENDITURES
GARVIN							
1969	\$ 16,757	\$	\$ 40	\$ 166	\$ 12		\$ 16,976
1970	20,616		47	176			20,839
1971	20,450		82	199			20,732
1972	22,513		100	200			22,814
1973	23,856		150	200			24,206
1974	24,930		215				25,145
1975	25,317		314				25,631
1976	26,539		282				26,821
GRADY							
1969	25,016		292	693	206		26,207
1970	35,919		380	202			36,501
1971	37,307		178	68			37,553
1972	38,926			50			38,976
1973	41,506		17	50			41,573
1974	46,665		172	50			46,887
1975	49,445		39	90			49,573
1976	56,097		128	120			56,345
GRANT							
1969	11,801		170	272			12,243
1970	13,262		145	45			13,452
1971	12,852		163	45			13,060
1972	13,750		201	10			13,960
1973	14,840		187	10			15,037
1974	15,452		202	10			15,664
1975	17,289		81	10			17,380
1976	18,671		247	25			18,943
GREER							
1969	12,481		183	146			12,811
1970	13,487		27	28	16		13,558
1971	10,280		10	28			10,317
1972	10,640		117				10,757
1973	10,650	750		10			11,410
1974	11,180	750	72	10			12,012
1975	12,280	750		10			13,040
1976	13,356	750	105	10			14,221
HARMON							
1969	7,850		48	184			8,082
1970	8,400		21				8,420
1971	8,400		24				8,423
1972	8,700		25				8,725
1973	9,270		108	10			9,388
1974	9,628		235	20			9,883
1975	10,734		133	20			10,887
1976	11,310		201	20			11,531
HARPER							
1969	9,654		66	179	3		9,903
1970	11,020		87	31			11,138
1971	9,935		38	28	18		10,018
1972	11,020		51	10			11,081
1973	11,571		32	10			11,613
1974	12,122		74	10			12,206
1975	11,851		69	20			11,940
1976	12,960		114	10			13,084
HASKELL							
1969	10,775		60	159			10,994
1970	12,400			149			12,549
1971	12,540		13	189			12,742
1972	12,900			51			12,951
1973	13,590		84	10			13,684
1974	14,480		108	37			14,625
1975	15,320			30			15,350
1976	13,731		147	40			13,918
HUGHES							
1969	11,958		133	37	10		12,138
1970	12,928		144	37	43		13,152
1971	12,928		121	37			13,086
1972	13,727		101				13,829
1973	14,388		138	20			14,547
1974	15,288		135	20			15,443
1975	16,530		152	20			16,702
1976	8,744		163	40			8,947

BREAKDOWN OF COUNTY GENERAL FUND EXPENDITURES FOR COURT CLERK'S OFFICE BY FISCAL YEAR

COUNTY	PERSONAL SERVICES	PART-TIME HELP	TRAVEL EXPENSE	MAINTENANCE & OPERATION	FOREIGN SERVICE	MISCELLANEOUS	TOTAL EXPENDITURES
JACKSON							
1969	\$ 18,132	\$	\$ 663	\$ 258	\$ 20	\$	\$ 19,073
1970	20,720		896	88	68		21,772
1971	20,720		652	58			21,430
1972	20,720		736	60			21,516
1973	21,645		561	87			22,293
1974	24,024		752	67			24,843
1975	25,231		1,081	67			26,379
1976	27,319		1,244	67			28,630
JEFFERSON							
1969	9,025		49	151			9,224
1970	9,814		8	149	64		10,036
1971	10,022		22	28	4		10,075
1972	10,516		72				10,588
1973	11,838		86				11,924
1974	12,464		89				12,553
1975	13,446		190				13,636
1976	14,625		170	40			14,835
JOHNSTON							
1969	7,278		25	28	29		7,359
1970	8,400			28	40		8,467
1971	8,400			28			8,427
1972	8,525						8,525
1973	8,700						8,700
1974	9,840						9,840
1975	11,034						11,034
1976	12,018						12,018
KAY							
1969	33,216		381	450	113		34,160
1970	43,532		667	120	137		44,455
1971	44,974		853	125			45,352
1972	47,742		795	70			48,607
1973	51,722		976	50			52,749
1974	54,401		1,231	70			55,702
1975	55,302		1,142	110			56,554
1976	59,933	470	1,493	180			62,076
KINGFISHER							
1969	16,494		118	392	34		17,037
1970	23,720	2,232	149	160	36		26,298
1971	26,393	416	160	73			27,042
1972	26,855	278	175	68			27,376
1973	29,282	189	386	57			29,915
1974	30,776		450	136			31,362
1975	41,979	24	562	32			42,597
1976	46,052		543	80			46,675
KIOWA							
1969	14,328		99	288	31		14,745
1970	18,900		41	201	61		19,203
1971	18,900		90	81	15		19,085
1972	18,900		78	54			19,032
1973	19,844			54			19,898
1974	20,790		43	54			20,887
1975	22,813		40	64			22,916
1976	24,948		92	53			25,093
LATIMER							
1969	7,324		21	28			7,373
1970	8,174		23	28			8,225
1971	8,596		7	28			8,630
1972	9,468			28			9,496
1973	10,226			28			10,254
1974	10,881			28			10,909
1975	10,991			40			11,031
1976	12,761		97	60			12,918
LeFLORE							
1969	16,308		310	270			16,888
1970	22,621		296	308			23,225
1971	20,168		254	512			20,933
1972	19,456		331	433			20,219
1973	20,347		370	40			20,758
1974	21,669		331	40			22,040
1975	22,538		294				22,832
1976	25,328		405	140			25,873

BREAKDOWN OF COUNTY GENERAL FUND EXPENDITURES FOR COURT CLERK'S OFFICE BY FISCAL YEAR

COUNTY	PERSONAL SERVICES	PART-TIME HELP	TRAVEL EXPENSE	MAINTENANCE & OPERATION	FOREIGN SERVICE	MISCELLANEOUS	TOTAL EXPENDITURES
LINCOLN							
1969	\$ 15,420	\$	\$ 116	\$ 230	\$ 53	\$	\$ 15,819
1970	20,366		120	10	12		20,508
1971	17,267		72	73			17,412
1972	16,234		64	35			16,333
1973	17,537		113	35			17,685
1974	18,192		142	35			18,369
1975	19,537			244			19,781
1976	20,890		269				21,159
LOGAN							
1969	21,032		223	585	131		21,970
1970	23,351		268		40		23,659
1971	23,687		386	128			24,201
1972	25,187		271				25,459
1973	26,335		409				26,744
1974	26,661		531				27,192
1975	27,570		460				28,030
1976	30,012		330	7			30,349
LOVE							
1969	7,330		43	199			7,573
1970	10,260		35		14		10,309
1971	10,260		43	28			10,330
1972	10,044						10,044
1973	10,785		7	10			10,802
1974	11,286		5				11,291
1975	12,827			20			12,847
1976	13,543		111			20	13,674
McCLAIN							
1969	12,660			297	95		13,052
1970	16,200			259	76		16,536
1971	16,200			257			16,457
1972	16,200		65	35			16,300
1973	18,870			20			18,889
1974	19,220		48	20			19,288
1975	20,569		35	30			20,634
1976	21,960		35	30			22,025
McCURTAIN							
1969	12,120		252	85			12,457
1970	13,200		240	38			13,477
1971	13,500		280	38			13,818
1972	15,376		161				15,537
1973	19,620		280				19,900
1974	17,953		360	20			18,333
1975	19,240		350	20			19,610
1976	20,640		484	15			21,139
McINTOSH							
1969	13,303		78	404	69		13,854
1970	13,060		136	37	87		13,319
1971	13,257		61	45			13,363
1972	10,354		146	30			10,530
1973	10,908		87	30			11,025
1974	12,080			40			12,120
1975	13,584		158	60			13,801
1976	14,332		157	60			14,549
MAJOR							
1969	15,135		182	193	87		15,597
1970	16,978		166	38	23		17,204
1971	18,660		168	38			18,866
1972	19,441		127	38			19,606
1973	20,479		251	20			20,750
1974	21,517		235	20			21,772
1975	22,444		286	20			22,750
1976	24,979		308	30			25,317
MARSHALL							
1969	8,385		229	240	37		8,891
1970	9,693		176	49			9,918
1971	9,684		125	28			9,836
1972	10,388		173				10,562
1973	11,181		76				11,257
1974	12,121		87	20			12,228
1975	12,719						12,719
1976	14,398		102				14,500

BREAKDOWN OF COUNTY GENERAL FUND EXPENDITURES FOR COURT CLERK'S OFFICE BY FISCAL YEAR.

COUNTY	PERSONAL SERVICES	PART-TIME HELP	TRAVEL EXPENSE	MAINTENANCE & OPERATION	FOREIGN SERVICE	MISCELLANEOUS	TOTAL EXPENDITURES
MAYES							
1969	\$ 17,000	\$	\$	\$ 222	\$ 7	\$	\$ 17,228
1970	20,440			80			20,519
1971	20,800		99	89			20,989
1972	20,975		78	14			21,067
1973	21,870			14			21,884
1974	22,880		271	20			23,171
1975	25,600	1,548	313	138			27,600
1976	27,422	276	157	60			27,915
MURRAY							
1969	9,041		194	294			9,529
1970	9,760		117	193	4		10,074
1971	9,545		183	45			9,773
1972	9,760		255	30			10,046
1973	10,497		247	40			10,784
1974	12,680		100	100			12,880
1975	7,741		343	30			8,114
1976	9,653		231	40			9,924
MUSKOGEE							
1969	36,791		300	355			37,447
1970	41,570		248	347			42,165
1971	41,670		186	22			41,877
1972	42,810		194				43,004
1973	44,070		304				44,374
1974	46,030		225				46,255
1975	47,981		289				48,270
1976	57,536		211				57,747
NOBLE							
1969	16,676		40	184			16,901
1970	18,227		239	38			18,504
1971	18,920		260	48			19,228
1972	18,738		200	20			18,957
1973	21,228		108	20			21,356
1974	22,034		76	20			22,130
1975	23,560		305	40			23,905
1976	24,646		345	80			25,071
NOWATA							
1969	10,615		94	255			10,965
1970	12,902		23	15			12,940
1971	13,396			40			13,436
1972	13,537		14	20			13,571
1973	14,276			20			14,296
1974	15,010		22	20			15,052
1975	16,076			40			16,116
1976	18,037		27	60			18,124
OKFUSKEE							
1969	11,459			179			11,638
1970	11,549	1,572		28		181	13,330
1971	11,575	1,260		28			12,862
1972	11,593	724		24			12,340
1973	11,942			10			11,952
1974	12,714			10			12,724
1975	13,042			10			13,052
1976	14,417			20			14,437
OKLAHOMA							
1969	382,307			1,096			383,402
1970	482,027			1,253		13,664	496,944
1971	518,070			451			518,520
1972	564,570			500			565,000
1973	307,000			1,000			608,000
1974	671,000			1,000			672,000
1975	669,982			457			670,439
1976	718,294		67	172			718,533
OKMULGEE							
1969	27,031		396	320	109		27,856
1970	30,087		342	78	161		30,668
1971	32,021		315	98			32,434
1972	32,515		293				32,808
1973	34,095		750				34,845
1974	33,324		650				33,974
1975	37,872		394	180			38,446
1976	33,198		513	180			33,891
				372			

BREAKDOWN OF COUNTY GENERAL FUND EXPENDITURES FOR COURT CLERK'S OFFICE BY FISCAL YEAR

COUNTY	PERSONAL SERVICES	PART-TIME HELP	TRAVEL EXPENSE	MAINTENANCE & OPERATION	FOREIGN SERVICE	MISCELLANEOUS	TOTAL EXPENDITURES
OSAGE							
1969	\$ 25,015	\$	\$ 200	\$ 179	\$ 603	\$	\$ 25,998
1970	26,588			257	323		27,168
1971	28,265			268			28,533
1972	28,552		1,401	246			30,200
1973	30,241		1,285	544			32,071
1974	33,723		1,249	2,074			37,046
1975	43,136		967	263			44,366
1976	41,510		1,382	244			43,136
OTTAWA							
1969	30,739		767	68	33		31,606
1970	35,888		196	67	22		36,173
1971	37,078		151	53	11		37,292
1972	37,472		96	52			37,620
1973	38,132		217	79			38,427
1974	47,695		152	79			47,926
1975	50,079		233	81			50,393
1976	49,724		53	81			49,858
PAWNEE							
1969	9,504			386			9,890
1970	10,440			138			10,578
1971	10,450			176			10,626
1972	10,730			196			10,927
1973	11,570			177			11,747
1974	12,214			176			12,390
1975	12,885			35			12,919
1976	13,543			28			13,571
PAYNE							
1969	24,035		146	711	116		25,007
1970	29,580		208	294	102		30,184
1971	29,880		168	68	50		30,166
1972	32,775		151	50			32,976
1973	34,320		107	50			34,477
1974	35,443		60	80			35,583
1975	39,506		25	70			39,601
1976	42,388		100	92			42,580
PITTSBURG							
1969	32,995		99	210	72		33,376
1970	38,042			54	228		38,324
1971	37,851			44			37,895
1972	38,166		81	30			38,277
1973	40,238			30			40,268
1974	42,268			30			42,298
1975	46,545		159	49			46,753
1976	50,780		133	80			50,993
PONTOTOC							
1969	23,397		17	594	156		24,165
1970	28,240		121	80	225		28,666
1971	28,240		22	86			28,348
1972	29,771			70			29,841
1973	30,267		16	70			30,353
1974	33,500		106				33,606
1975	36,608		149	80			36,837
1976	38,772		258	200			39,230
POTTAWATOMIE							
1969	27,306		70	183	178		27,737
1970	30,600		58	68	199		30,925
1971	30,600		55	78			30,733
1972	36,480			70			36,550
1973	41,610		151	80			41,841
1974	44,822		208	100			45,130
1975	52,824		339	160			53,323
1976	54,478		270	200			54,948
PUSHMATAHA							
1969	5,697		111	109			5,917
1970	5,702		66	111			5,880
1971	5,168			28			5,196
1972	5,732		42	27			5,802
1973	6,059			27			6,087
1974	6,762			17			6,779
1975	6,380		29				6,408
1976	7,018		38				7,056

BREAKDOWN OF COUNTY GENERAL FUND EXPENDITURES FOR COURT CLERK'S OFFICE BY FISCAL YEAR

COUNTY	PERSONAL SERVICES	PART-TIME HELP	TRAVEL EXPENSE	MAINTENANCE & OPERATION	FOREIGN SERVICE	MISCELLANEOUS	TOTAL EXPENDITURES
ROGER MILLS							
1969	\$ 7,415	\$	\$ 137	\$ 202	\$ 48	\$	\$ 7,802
1970	8,280			51	49		8,381
1971	8,515			18			8,533
1972	9,400		31	10	5		9,446
1973	9,990		50	10			10,050
1974	10,934		53	10			10,997
1975	12,163			10			12,173
1976	12,955		233				13,188
ROGERS							
1969	23,492		184	748	161		24,585
1970	25,487		268	61	101		25,916
1971	25,536		229	61			25,826
1972	26,784		310	40			27,134
1973	29,474		243	30			29,748
1974	31,169		293	30			31,492
1975	33,392		304	60			33,756
1976	35,819		540	60			36,419
SEMINOLE							
1969	17,233		477	424			18,103
1970	19,360		532	450			20,341
1971	19,780		347	95			20,223
1972	20,219		324				20,543
1973	24,284		368				24,653
1974	27,919		395	40			28,354
1975	30,976		517	70			31,563
1976	34,115		521	180			34,816
SEQUOYAH							
1969	11,470			37			11,507
1970	15,659			30			15,690
1971	15,660					25	15,685
1972	15,760			30			15,790
1973	16,543					30	16,573
1974	17,226					30	17,256
1975	18,948			60			19,008
1976	21,472			60			21,532
STEPHENS							
1969	28,048		193	348	84		28,672
1970	30,420		169	310	236		31,135
1971	34,279		177	292	285		35,033
1972	39,780		23	87			39,890
1973	41,769		368	67			42,205
1974	43,973		397	67			44,436
1975	46,217		478	88			46,782
1976	50,900		439	45			51,384
TEXAS							
1969	20,660	1,492	305	215	13		22,684
1970	28,313	308	307	42	3		28,973
1971	27,865		291	38			28,195
1972	32,355		286	20			32,641
1973	32,303		378	20			32,702
1974	29,388		427	20			29,835
1975	30,996		261	60	4		31,321
1976	39,063		440	40			39,543
TILLMAN							
1969	13,538		403	271			14,211
1970	16,600	400	443	38	17		17,497
1971	16,600	400	331	38			17,369
1972	17,080	420	184	20			17,704
1973	16,849	420	174				17,443
1974	18,500	450	298	20			19,268
1975	19,395		344	40			19,779
1976	21,240	500	239	40			22,019
TULSA							
1969	366,373			1,921	1,421		369,715
1970	422,501	14,294	455	1,726	1,530		440,505
1971	447,000	18,662	634	1,091	2,001		469,388
1972	505,131	15,004	1,055	53	2,700		523,945
1973	517,509	21,607	1,062		3,267	1,758	545,203
1974	546,110	21,358	1,583	879	313		570,243
1975	611,002	22,412	1,867	864			636,145
1976	662,860	19,585	1,953	864			685,262

BREAKDOWN OF COUNTY GENERAL FUND EXPENDITURES FOR COURT CLERK'S OFFICE BY FISCAL YEAR

COUNTY	PERSONAL SERVICES	PART-TIME HELP	TRAVEL EXPENSE	MAINTENANCE & OPERATION	FOREIGN SERVICE	MISCELLANEOUS	TOTAL EXPENDITURES
WAGONER							
1969	\$ 15,208	\$	\$	\$ 372	\$ 6	\$	\$ 15,586
1970	16,978			293			17,270
1971	16,569			334			16,902
1972	17,042			579			17,621
1973	20,944		571				21,515
1974	22,006			536			22,542
1975	22,131			682			22,813
1976	21,874			632			22,506
WASHINGTON							
1969	46,342		25	1,325	16		47,709
1970	50,116			1,233	31		51,380
1971	47,844			98	5		47,947
1972	52,920			125			53,045
1973	56,028			125			56,153
1974	57,637			125			57,762
1975	61,256			140			61,396
1976	66,961			160			67,121
WASHITA							
1969	18,254		280	229	55		18,818
1970	19,225	600	367	58	4		20,254
1971	17,325	1,600	87	48			19,060
1972	18,900	400	150	30			19,480
1973	19,845		59	47			19,951
1974	20,790		56	40			20,886
1975	19,677		97	60			19,834
1976	21,129		65	60			21,254
WOODS							
1969	13,469		174	340	56		14,038
1970	16,416		270		25		16,711
1971	16,720		205	38			16,963
1972	16,720		304	20			17,044
1973	17,556		358	20			17,934
1974	18,506		153	20			18,679
1975	19,547		349	30			19,926
1976	20,646		429	40			21,115
WOODWARD							
1969	19,280		182	233	106		19,801
1970	24,747		289	48	94		25,178
1971	26,012		167	48	65		26,292
1972	27,617		212	48	68		27,945
1973	29,296		408				29,704
1974	29,066		266				29,332
1975	35,158		229	40			35,428
1976	41,080		534	85			41,699
TOTALS*							
1969	2,096,281	1,492	12,750	27,158	5,488	27	2,143,191
1970	2,484,927	23,513	12,700	11,602	6,090	13,875	2,552,694
1971	2,574,906	23,288	10,926	7,919	2,847	52	2,619,926
1972	2,749,024	20,315	13,917	5,395	2,793		2,791,395
1973	2,912,706	29,768	16,373	4,900	3,291	1,818	2,968,872
1974	3,113,840	39,076	16,347	7,613	313	61	3,177,250
1975	3,340,432	51,041	17,479	7,039	4		3,415,993
1976	3,615,452	57,763	22,152	7,155	100	40	3,702,662

* Totals may vary because of rounding to nearest dollar.

SOURCE: Annual "Estimate of Needs and Financial Statement" submitted by County Excise Board to the Office of State Auditor, Clerk of Court of Tax Review.

PERCENTAGE OF INCREASE OR (DECREASE) IN EXPENDITURES

FOR COURT CLERKS OFFICE FROM COUNTY GENERAL FUND

COUNTY	Total Annual Expenditures						Annual Increase Or (Decrease)				1976/1975
	1971	1972	1973	1974	1975	1976	1972/1971	1973/1972	1974/1973	1975/1974	
ADAIR	10,069	10,260	10,803	11,346	12,515	13,608	1.9	5.3	5.0	10.3	8.7 %
ALFALFA	18,690	18,748	19,611	20,529	22,542	24,614	.3	4.6	4.7	9.8	9.2
ATOKA	8,852	11,744	13,530	12,459	11,284	15,585	31.2	15.2	(7.9)	(9.4)	38.1
BEAVER	18,239	19,933	20,846	19,325	24,779	25,842	9.3	4.6	(7.3)	28.2	4.3
BECKHAM	24,824	24,758	25,112	25,112	27,210	28,747	(.3)	1.4	0	8.4	5.6
BLAINE	20,182	24,331	23,559	26,286	27,586	32,267	20.1	(2.8)	11.6	4.9	17.0
BRYAN	25,932	33,984	31,757	33,324	38,712	41,561	31.1	(6.6)	4.9	16.2	7.4
CADDO	32,852	32,760	35,593	35,867	41,220	53,487	(.3)	8.6	.8	14.9	29.8
CANADIAN	33,859	38,786	41,875	50,449	55,025	61,112	14.5	8.0	20.5	9.1	11.1
CARTER	35,637	37,009	38,463	40,660	43,355	50,962	3.8	3.9	5.7	6.6	17.5
CHEROKEE	9,700	9,728	11,535	12,516	13,397	15,031	.3	18.6	8.5	7.0	12.2
CHOCTAW	12,007	9,213	12,839	14,789	16,163	17,356	(23.3)	39.4	15.2	9.3	7.4
CIMARRON	12,543	12,459	13,347	13,804	14,983	16,513	(.7)	7.1	3.4	8.5	10.2
CLEVELAND	52,509	50,822	59,221	72,088	88,569	96,477	3.2	16.5	21.7	22.9	8.9
COAL	8,667	9,665	8,842	9,112	10,861	11,528	11.5	(8.5)	3.0	19.2	6.1
COMANCHE	56,908	60,550	65,936	66,080	70,560	82,382	6.4	8.9	.2	6.8	16.8
COTTON	11,059	11,063	12,591	12,205	13,399	14,652	0	4.8	5.3	9.8	9.4
CRAIG	14,021	14,555	16,097	17,034	18,564	20,038	3.8	10.5	5.8	9.0	7.9
CREEK	57,312	57,449	61,618	65,919	69,960	71,444	.3	7.3	7.0	6.1	2.1
CUSTER	19,082	19,958	21,696	22,649	24,444	25,583	4.6	8.7	4.4	7.9	4.7
DELAWARE	18,517	18,782	19,728	20,381	21,583	23,541	1.4	5.0	3.3	5.9	9.1
DEWEY	10,934	11,169	11,876	14,051	14,930	16,953	2.1	6.3	18.3	6.3	13.5
ELLIS	16,200	12,259	11,543	12,340	13,136	15,400	(24.3)	(5.8)	6.9	6.5	17.2
GARFIELD	54,120	57,474	60,257	68,325	77,096	88,464	6.2	4.8	13.4	12.8	14.7
GARVIN	20,732	22,814	24,206	25,145	26,631	26,821	10.0	6.1	3.9	1.9	4.6
GRADY	37,553	38,976	41,573	46,887	49,573	56,345	3.8	6.7	12.8	5.7	13.7
GRANT	13,059	13,960	15,037	15,664	17,380	18,943	6.9	7.7	4.2	11.0	9.0
GREER	10,317	10,767	11,410	12,012	13,040	14,221	4.3	6.3	5.3	8.6	9.1
HARMON	8,423	8,725	9,388	9,883	10,887	11,531	3.6	7.6	5.3	10.2	5.9
HARPER	10,018	11,081	11,613	12,206	11,940	13,084	10.6	4.8	5.1	(2.2)	9.6
HASKELL	12,742	12,951	13,684	14,625	15,350	13,918	1.6	5.7	6.9	5.0	(9.3)
HUGHES	13,086	13,829	14,547	15,443	16,700	8,947	5.7	5.2	6.2	8.1	(46.4)
JACKSON	21,430	21,516	22,293	16,702	26,379	28,630	.4	3.6	25.1	57.9	8.5
JEFFERSON	10,075	10,588	11,924	12,553	13,636	14,835	5.3	12.6	5.3	8.6	8.8
JOHNSTON	8,427	8,525	8,700	9,840	11,034	12,018	1.2	2.1	13.1	12.1	8.9
KAY	45,952	48,607	52,749	55,702	56,554	62,076	5.8	8.5	5.6	1.5	9.8
KINGFISHER	27,042	27,376	29,915	31,362	42,597	46,675	1.2	9.3	4.8	35.8	9.6
KIOWA	19,085	19,032	19,898	20,887	22,916	25,093	(.3)	4.6	5.0	9.7	9.5
LATIMER	8,690	9,496	10,254	10,909	11,031	12,918	10.0	8.0	6.4	1.1	17.1
LEFLORE	20,933	20,219	20,758	22,040	22,832	25,876	(3.4)	2.7	6.1	3.6	13.3
LINCOLN	17,412	16,333	17,685	18,368	19,781	21,159	(6.2)	8.3	3.9	7.7	7.0
LOGAN	24,201	25,459	26,744	27,192	28,030	30,349	5.2	5.0	1.7	3.1	8.3
LOVE	10,330	10,044	10,802	11,291	12,847	13,674	(2.8)	7.5	4.5	13.8	6.4
MCCLAIN	16,457	16,300	18,889	19,288	20,634	22,025	(1.0)	15.9	2.1	7.0	6.7
MCCURTAIN	13,818	15,537	19,900	18,333	19,610	21,139	12.4	28.1	7.9	7.0	7.8
MCINTOSH	13,363	10,030	11,025	12,120	15,801	14,549	(21.2)	4.7	9.9	13.9	5.4
MAJOR	18,866	19,606	20,750	21,772	22,750	25,317	3.9	5.8	4.9	4.5	11.3
MARSHALL	9,836	10,562	11,257	12,228	12,719	14,500	7.4	6.6	8.6	4.0	14.0
MAYES	20,989	21,067	21,884	23,171	27,600	27,915	.4	3.9	5.9	19.1	1.1
MURRAY	9,773	10,046	10,784	12,880	8,114	9,924	2.8	7.3	19.4	(37.0)	22.3
MUSKOGEE	41,877	43,004	44,374	46,255	48,270	57,747	2.7	3.2	4.2	4.4	19.6
NOBLE	19,228	18,957	21,356	22,130	23,905	25,071	(1.4)	12.7	3.6	8.0	4.9
NOWATA	13,436	13,371	14,296	15,062	16,116	18,124	1.0	5.3	5.3	7.1	12.5
OKFUSKEE	12,562	12,340	11,852	12,724	13,052	14,437	(4.1)	(3.1)	6.5	2.6	10.6
OKLAHOMA	518,520	565,000	608,000	672,000	670,439	718,533	9.0	7.6	10.5	(0.2)	7.2
OKMULGEE	32,434	32,808	34,845	33,974	38,446	33,891	1.2	6.2	(2.5)	13.2	(11.8)
OSAGE	28,533	30,200	32,071	37,046	44,366	43,136	5.8	6.2	15.5	19.8	(2.8)
OTTAWA	37,292	37,820	38,427	47,926	50,393	49,858	.9	2.1	24.7	5.1	(1.1)
PAWNEE	10,625	10,927	11,747	12,390	12,919	13,571	2.8	7.5	5.5	4.3	5.0
PAYNE	30,166	32,976	34,477	35,583	39,601	42,580	9.3	4.6	3.2	11.3	7.5
PITTSBURG	37,895	38,277	40,268	42,298	46,753	50,993	1.0	5.2	5.0	10.5	9.1
PONTIAC	28,348	29,841	30,353	33,606	36,837	39,230	5.3	1.7	10.7	9.6	6.5
POTTAWATOMIE	30,733	36,550	41,853	45,130	53,323	54,948	18.9	14.5	7.9	18.2	3.0
PUSHMATAHA	5,186	5,802	6,087	6,779	6,408	7,056	11.7	19.8	11.4	(5.5)	10.1
ROGER MILLS	8,533	9,446	10,050	10,997	12,173	13,188	10.7	6.4	9.4	10.7	8.3
ROGERS	25,826	27,134	29,748	31,492	33,756	36,419	5.1	9.6	5.9	7.2	7.9
SEMINOLE	20,223	20,543	24,653	28,354	31,563	34,816	1.6	20.0	15.0	11.3	10.3
SEQUOYAH	15,885	15,790	16,573	17,256	19,008	21,532	.7	5.0	4.1	10.2	13.3
STEPHENS	35,033	39,890	42,205	44,436	46,782	51,384	13.9	5.8	5.3	5.3	9.8
TEXAS	28,195	32,641	32,702	29,835	31,321	39,543	15.8	.2	(8.8)	5.0	26.3
TILLMAN	17,369	17,704	17,443	19,268	19,779	22,019	1.9	(1.5)	10.5	2.7	11.3
TULSA	469,388	523,945	545,203	570,243	636,145	685,262	11.6	4.1	4.6	11.6	7.7
WAGONER	16,902	17,621	21,515	22,542	22,813	22,813	4.3	22.1	4.8	1.2	(1.3)
WASHINGTON	47,947	53,045	58,153	57,762	61,396	22,505	10.6	5.9	3.9	6.3	9.3
WASHINGTON	19,080	19,480	19,951	20,886	19,834	67,121	2.2	2.4	4.7	(5.0)	7.2
WOODS	16,963	17,044	17,934	18,679	19,926	21,254	.5	5.2	4.2	6.7	6.0
WOODWARD	26,292	27,945	29,704	29,332	35,428	41,699	6.3	6.3	(1.3)	20.8	17.7
TOTAL	2,619,926	2,791,395	2,968,872	3,117,250	3,415,993	3,702,662	6.5	6.4	5.0	9.6	8.4

SOURCE: Annual "Estimate of Needs and Financial Statement" submitted by County Excise Board to the Office of the State Auditor, Clerk of Court of Tax Review.

ANNUAL COURT CLERK SALARIES BY FISCAL YEAR

COUNTY	FY-70	FY-71	FY-72	FY-73	FY-74	FY-75	FY-76	FY-77
ADAIR	\$ 5,400	\$	\$	\$ 5,670	\$ 5,940	\$ 6,534	\$ 7,128	\$ NO CHANGE
ALFALFA	6,600			6,930	7,260	7,986	8,712	
ATOKA	5,400		5,800	6,090	6,380	7,018	7,656	
BEAVER	6,915		6,950	7,190	7,480	8,228	8,976	
BECKHAM	7,000			7,350	7,700	8,470	9,240	
BLAINE	7,000			7,350	7,700	8,470	9,240	
BRYAN	6,000		7,000	7,350	7,700	8,470	9,240	
CADDO	7,600			8,440	8,695	9,564	10,434	
CANADIAN	8,485	8,580		9,260	9,910	10,901	11,892	
CARTER	7,800			8,190	8,580	9,436	10,292	
CHEROKEE	5,800			6,300	6,600	7,260	7,920	
CHOCTAW	5,400		5,800	6,090	6,380	7,018	7,656	
CIMARRON	5,800	6,600		6,930	7,260	7,886	8,712	
CLEVELAND	9,000	9,340	9,420	9,890	10,430	11,473	12,516	
COAL	5,400			5,670	5,940	6,534	7,128	
COMANCHE	9,070	9,165	9,250	9,785	10,210	11,276	12,252	
COTTON	5,400	5,800		6,090	6,380	7,018	7,656	
CRAIG	6,000			7,350	7,700	8,470	9,240	
CREEK	7,800			8,570	9,130	10,043	10,956	
CUSTER	7,600			7,890	8,360	9,196	10,032	
DELAWARE	5,800		6,000	6,300	6,600	7,260	7,920	
DEWEY	5,800			6,090	7,260	7,886	8,712	
ELLIS	5,800			6,090	6,380	7,018	7,656	
GARFIELD	9,425	9,435	9,475	9,875	10,325	11,357	12,390	
GARVIN	7,600			7,980	8,360	9,196	10,032	
GRADY	7,600			7,980	8,360	9,196	10,032	
GRANT	6,600			6,930	7,260	7,886	8,712	
GREER	5,800			6,090	6,360	7,018	7,656	
HARMON	5,400			5,670	5,940	6,534	7,128	
HARPER	5,800			6,090	6,380	7,018	7,656	
HASKELL	5,400			6,090	6,380	7,018	7,656	
HUGHES	5,800		6,000	6,300	6,600	7,260	7,920	
JACKSON	7,400			7,770	8,580	9,436	10,292	
JEFFERSON	5,800			6,090	6,380	7,018	7,656	
JOHNSTON	5,400			5,670	5,940	6,534	7,128	
KAY	9,375	9,355	9,365	9,755	10,145	11,159	12,174	
KINGFISHER	7,000			7,350	7,700	8,470	9,240	
KIOWA	7,000			7,350	7,700	8,470	9,240	
LATIMER	5,400			6,090	6,380	7,018	7,656	
LeFLORE	7,000			7,350	8,140	8,954	9,768	
LINCOLN	7,000			7,350	7,700	8,470	9,240	
LOGAN	7,000			7,350	7,700	8,470	9,240	
LOVE	5,400			5,670	5,940	6,534	7,128	
McCLAIN	6,000			7,350	7,700	8,470	9,240	
McCURTAIN	6,000		7,000	7,350	7,700	8,470	9,240	
McINTOSH	5,800			6,090	6,380	7,018	7,656	
MAJOR	6,000	6,600		6,930	7,260	7,886	8,712	
MARSHALL	5,400			5,670	5,940	6,534	7,128	
MAYES	7,000			7,350	7,700	8,470	9,240	
MURRAY	5,800			6,090	6,380	7,018	7,656	
MUSKOGEE	8,990	9,090	9,180	9,630	10,150	11,105	12,060	
NOBLE	7,000	6,600	7,000	7,350	7,770	8,470	9,240	
NOWATA	5,800			6,090	6,380	7,018	7,656	
OKFUSKEE	5,800			6,090	6,600	7,260	7,920	
OKLAHOMA	14,395	14,715	14,960	16,855	18,540	20,394	22,248	
OKMULGEE	7,800			8,190	8,580	9,436	10,292	
OSAGE	7,800	7,600	8,190	8,490	8,850	9,735	10,620	
OTTAWA	7,600			7,980	8,360	9,196	10,032	
PAWNEE	5,500			6,300	6,600	7,260	7,920	
PAYNE	7,800		8,295	8,640	9,055	9,960	10,866	
PITTSBURG	7,400			7,770	8,140	8,954	9,768	
PONTOTOC	7,600			7,980	8,360	9,196	10,032	
POTTAWATOMIE	7,800			8,190	8,580	9,436	10,292	
PUSHMATAHA	5,400			6,090	6,380	7,018	7,656	
ROGER MILLS	5,400		5,800	6,090	6,380	7,018	7,656	
ROGERS	7,600			8,435	8,790	9,669	10,548	
SEMINOLE	7,000			7,770	8,360	9,196	10,032	
SEQUOYAH	5,800			6,090	6,380	7,018	7,656	
STEPHENS	7,800			8,190	8,580	9,436	10,292	
TEXAS	8,310	8,360		8,735	9,080	9,988	10,896	
TILLMAN	7,000			7,350	7,700	8,470	9,240	
TULSA	14,270	14,575	14,895	16,160	17,475	19,222	20,970	
WAGONER	6,000			7,350	7,700	8,470	9,240	
WASHINGTON	8,930		9,010	9,540	9,860	10,846	11,832	
WASHITA	7,000			7,350	7,700	8,470	9,240	
WOODS	7,000			7,350	7,700	8,470	9,240	
WOODWARD	7,000			7,350	7,700	8,470	9,240	

UNLESS OTHERWISE INDICATED SALARIES IN FY-71 & FY-72 REMAINED THE SAME AS FY-70.

MISCELLANEOUS FINANCIAL STATISTICS

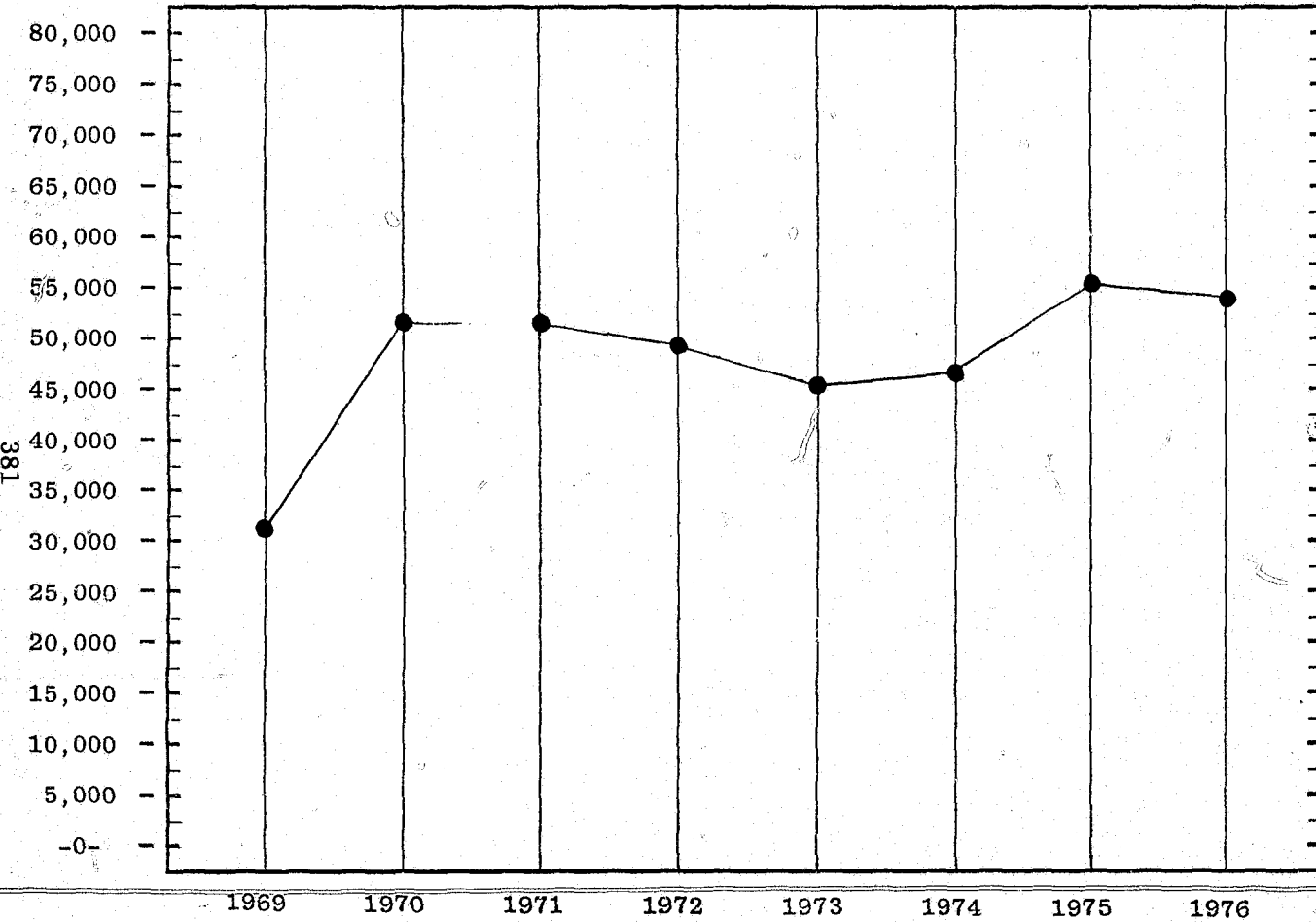
This sub-section contains three financial items:

- 1) Travel expenses of district court personnel (1971 – 1976);
- 2) Number and amount of bond forfeitures (1976); and
- 3) Receipts of probation fees for deposit to the pardon and parole fund (fiscal years 1973 – 1976).



DISTRICT COURT TRAVEL EXPENSE

1969 - 1976



<u>Fiscal Year</u>	<u>Total Travel Expense</u>
1969	\$ 30,988
1970	51,740
1971	51,498
1972	49,900
1973	45,291
1974	46,297
1975	55,318
1976	54,567

T R A V E L E X P E N S E

FROM JULY 1, 1971 THRU JUNE 30, 1972

DISTRICT NUMBER	DISTRICT JUDGES		DISTRICT COURT REPORTERS	SPECIAL JUDGES		ASSOCIATE DISTRICT JUDGES		ADDITIONAL COURT REPORTERS	TOTAL
	CONFERENCES	TRIAL WORK	TRIAL WORK	CONFERENCES	TRIAL WORK	CONFERENCES	TRIAL WORK	TRIAL WORK	
1.	\$	\$	\$ 59.17	\$	\$	\$ 237.40	\$ 619.97	\$ 182.98	\$ 1,099.
2.	200.42	1,771.49	1,126.90			92.25	475.88	137.83	3,804.
3.	160.16	969.22	215.22	65.72		51.10		657.96	2,119.
4.	201.76	3,949.48	1,579.45	51.70		295.08	384.58	61.64	6,523.
5.	146.03	875.10	334.85	120.22	9.00	105.26	98.35	339.90	2,028.
6.									
7.	42.40	1,118.83	482.09	65.12		10.00	387.99	52.35	2,158.
8.			9.45					173.56	183.
9.	121.09	508.32	166.25	36.28		48.46	25.20		905.
10.									
11.	335.09	237.93	7.92			68.75	30.21	16.78	696.
12.		1,636.49	1,431.02			50.55	712.73	482.82	4,313.
13.		359.19	66.96			135.10			561.
14.	342.91	1,196.55	406.75			156.88			2,103.
15.	337.04	2,774.49	2,080.27			67.39		13.00	5,272.
16.		219.69	497.02		412.87	126.55	14.94	919.71	2,190.
17.	86.20	399.04	1,768.36		420.14		34.63	870.32	3,578.
18.	6.28	427.06							433.
19.	146.51			65.83		63.85			276.
20.	102.46	1,545.47	1,158.30	53.90	33.66	52.90	242.28	74.89	3,263.
21.	82.85	403.50	132.00		330.80	114.50	13.50	8.64	1,085.
22.	172.02	804.21	526.71	47.60	77.40	91.55	9.68	19.80	1,746.
23.	259.66	1,758.42	453.69	8.10	24.02	66.21	37.53	37.19	2,644.
24.	276.05	1,009.56	223.65			38.96			1,548.
25.	169.67	368.53	278.10	54.80				488.18	1,359.
	<u>\$3,188.60</u>	<u>\$22,332.57</u>	<u>\$13,004.13</u>	<u>\$569.27</u>	<u>\$1,307.89</u>	<u>\$1,872.74</u>	<u>\$3,087.47</u>	<u>\$4,537.55</u>	<u>\$49,900.</u>
		\$38,525.30		\$1,877.16		\$4,960.21		\$4,537.55	\$49,900.

TRAVEL EXPENSE FROM JULY 1, 1972 thru JUNE 30, 1973

DISTRICT NUMBER	<u>DISTRICT JUDGES</u>		<u>DISTRICT COURT REPORTERS</u>		<u>SPECIAL JUDGES</u>		<u>ASSOCIATE DISTRICT JUDGES</u>		<u>ADDITIONAL COURT REPORTERS</u>	<u>TOTAL</u>
	CONFERENCES	TRIAL WORK	TRIAL WORK		CONFERENCES	TRIAL WORK	CONFERENCES	TRIAL WORK	TRIAL WORK	
1.	\$ 206.84	\$ 1,109.62	\$		\$		\$ 219.88	\$ 914.84	\$ 194.76	\$ 2,645.
2.	805.59	860.88		671.49			339.23	605.42	50.40	3,413.
3.	334.41	693.96		63.00		196.41	337.32	163.32	135.54	1,930.
4.	486.51	2,763.27		1,249.18		138.96	520.73	229.12	137.70	5,525.
5.	415.98	397.43		303.30		188.21	354.32	105.18	404.55	2,177.
6.										
7.	327.54	505.52		532.44		213.71	254.95	367.00		2,201.
8.						37.80	120.40		93.60	251.
9.	240.30	234.90		12.60		34.48	90.18	40.14		652.
10.						36.30				36.
11.	248.52	94.02		47.52			40.00	19.80		449.
12.		946.47		1,064.76			197.80	366.52	244.80	2,822.
13.	45.30	1,839.93		20.04		55.44	221.86			2,162.
14.	472.19	1,058.16		269.10		150.06	190.38			2,139.
15.	556.53	1,443.34		1,404.72			77.24	276.75	29.16	3,787.
16.	60.98	30.60		324.18		81.16	336.54	76.44	780.08	2,034.
17.	82.52	290.16		708.12		82.15	138.41	35.46	606.69	2,197.
18.	53.10	787.17					36.30	11.70	148.86	1,037.
19.	184.50	25.20				143.10	23.00	66.70		442.
20.	158.82	1,044.18		813.36		75.08	148.54	115.08	4.68	2,359.
21.	268.18	279.30		288.98		153.12	285.78	4.14	4.14	1,491.
22.	573.64	288.36		464.40		25.64	27.24	29.52	36.30	1,485.
23.	295.02	275.58		204.84		5.00	172.95	42.48	40.68	1,061.
24.	649.07	474.90		156.18			117.58	18.54		1,416.
25.	347.34	297.00		280.80		100.38	157.50	21.42	342.90	1,547.
	\$ 6,892.88	\$ 15,739.95	\$8,879.01		\$ 1,717.20	\$ 887.57	\$ 4,408.13	\$ 3,511.57	\$ 3,254.84	\$45,291.
		\$ 31,511.84			\$ 2,604.77		\$ 7,919.70	\$ 3,254.84		\$45,291.

383

TRAVEL EXPENSE

FROM JULY 1, 1973 thru JUNE 30, 1974

DISTRICT NUMBER	DISTRICT JUDGES		DISTRICT COURT REPORTERS		SPECIAL JUDGES		ASSOCIATE DISTRICT JUDGES		ADDITIONAL COURT REPORTERS		TOTAL
	CONFERENCES	TRIAL WORK	TRIAL WORK		CONFERENCES	TRIAL WORK	CONFERENCES	TRIAL WORK	TRIAL WORK		
1.	\$ 235.24	\$ 1,171.68	\$ 144.15		\$	\$	\$ 531.20	\$ 1,483.42	\$ 278.82		\$ 3,844.51
2.	366.04	1,323.00	824.94				362.33	1,305.81	69.81		4,251.73
3.	127.18	935.57	25.20		129.64	6.30	183.38	39.60	470.10		1,916.97
4.	276.54	2,328.24	1,557.33		163.75	21.81	515.05	221.58	86.13		5,170.43
5.	207.95	295.02	319.20		134.57	4.68	175.94	12.96	260.46		1,410.78
6.											
7.	333.80	949.14	624.84		218.88		1,105.03	65.52	14.40		3,311.61
8.					51.09		114.43		74.88		240.40
9.	136.60	258.30	12.60		23.40	37.80	33.40	26.46			528.56
10.					37.80						37.80
11.	254.12	178.32	49.14		33.00	3.78		23.94			542.30
12.	146.79	624.69	909.00				83.26	316.98	191.34		2,272.06
13.		1,770.12	28.08				276.34				2,074.54
14.	589.49	1,067.85	286.92		413.73		282.84				2,640.83
15.	119.77	2,399.00	552.18			79.29		674.28	82.98		3,307.50
16.	209.62	251.10	75.24				86.29	36.90	731.70		1,390.85
17.	74.40	339.30	569.70					50.40	918.45		1,952.25
18.		199.80									199.80
19.	107.50				127.30		98.50				333.30
20.	127.48	770.40	819.63		95.32		63.00	101.52	14.04		1,991.39
21.	190.92	311.31	70.38		1,552.58	244.26	101.82				2,471.27
22.	256.14	359.94	459.00		28.00	40.50	179.68	41.76	9.00		1,374.02
23.	255.30	521.43	141.96			5.04	155.12	116.37	494.58		1,689.80
24.	537.52	616.68	243.66				78.58				1,476.44
25.	239.70	342.90	294.30		68.08		52.30		270.00		1,267.28
	\$ 4,792.10	17,013.79	8,007.43		\$ 3,077.14	\$ 443.46	\$ 4,478.49	\$ 4,517.50	\$ 3,966.69		\$ 46,296.62
		\$ 29,813.34			\$ 3,520.60		\$ 8,995.99	\$ 3,966.69			\$ 46,296.62


T R A V E L E X P E N S E FROM JULY 1, 1974 thru JUNE 30, 1975

DISTRICT NUMBER	DISTRICT JUDGES		DISTRICT COURT REPORTERS	SPECIAL JUDGES		ASSOCIATE DISTRICT JUDGES		ADDITIONAL COURT REPORTERS	TOTAL
	CONFERENCES	TRIAL WORK	TRIAL WORK	CONFERENCES	TRIAL WORK	CONFERENCES	TRIAL WORK	TRIAL WORK	
1.	\$ 180.02	\$ 1,709.60	\$ 122.88	\$	\$	\$ 398.12	\$ 717.72	\$ 310.80	\$ 3,439.14
2.	412.32	1,761.12	1,537.04			440.52	692.40	144.72	4,988.12
3.	339.52	1,060.08	131.28			79.56	113.32	727.20	2,450.96
4.	294.80	5,107.63	2,342.20	58.40		534.53	289.69	451.84	9,079.09
5.	95.48	472.60	644.12	70.64	60.72	105.12	106.08	287.04	1,841.80
7.	302.68	1,890.08	818.40	184.48	16.56	141.40	26.88		3,380.48
8.				81.84	13.68	165.72	63.28	108.48	433.00
9.	159.24	561.60	66.00			37.00	16.80		840.64
10.	6.00								6.00
11.	115.88	392.68				68.36	23.76	15.12	615.80
12.	69.24	1,263.60	1,413.60			101.64	489.24	391.56	3,728.88
13.	18.72	496.08	9.36		392.88	208.72	48.48	9.36	1,183.60
14.	304.16	1,311.60	342.00	152.60	67.80	227.76			2,405.92
15.	120.28	2,617.80	284.64		202.32	225.60	428.20	580.68	4,459.52
16.	97.32	341.52				10.00	403.28	1,044.24	1,896.36
17.	93.20	546.28	698.40		69.12	162.20	94.48	1,015.68	2,679.36
18.		259.20				78.76			337.96
19.						83.48			83.48
20.	52.44	594.60	771.00	55.44		176.60	481.92	582.72	2,714.72
21.	160.48	355.68	88.32	90.04	287.04	38.16	10.08		1,029.80
22.	312.56	364.32	297.60	15.00	64.80	99.28	37.68	86.40	1,277.64
23.	185.16	774.52	404.48	34.44	163.20	101.12	145.20	505.44	2,313.56
24.	421.36	894.20	241.64				18.36		1,575.56
25.	186.68	450.00	298.80			143.80		406.80	1,486.08
NSE	1,071.01								1,071.01
	<u>\$ 4,998.55</u>	<u>\$23,224.79</u>	<u>\$10,511.76</u>	<u>\$ 742.88</u>	<u>\$ 1,338.12</u>	<u>\$ 3,627.45</u>	<u>\$ 4,206.85</u>	<u>\$ 6,668.08</u>	<u>\$ 55,318.48</u>
		\$ 38,735.10		\$ 2,081.00		\$ 7,834.30		\$ 6,668.08	\$ 55,318.48

T R A V E L E X P E N S E FROM JULY 1, 1975 thru JUNE 30, 1976

DISTRICT NUMBER	DISTRICT JUDGES		DISTRICT REPORTERS	SPECIAL JUDGES		ASSOCIATE JUDGES		ADDITIONAL REPORTERS		TOTAL
	CONFERENCES	TRIAL WORK	TRIAL WORK	CONFERENCES	TRIAL WORK	CONFERENCES	TRIAL WORK	CONFERENCES	TRIAL WORK	
1.	\$ 235.32	\$ 1,603.16	\$ 97.28	\$	\$	\$ 307.28	\$ 488.12	\$	\$ 156.24	\$ 2,887.40
2.		1,643.76	1,156.92			122.84	1,192.32		437.52	4,553.36
3.	54.76	995.68	84.00	111.40	16.80	104.40	25.20		965.04	2,357.28
4.	204.40	3,838.47	2,227.64			235.04	425.36		556.48	7,487.39
5.	116.44	762.48	432.60		24.96	194.08	307.68	109.24	300.24	2,247.72
6.										
7.	678.53	1,543.20	677.36	143.56	21.24		47.04			3,110.93
8.	117.36	155.52	25.92				16.80		171.36	486.96
9.	117.00	341.20	172.00		79.60	82.60	50.40	34.30		877.10
10.	12.00						12.00			24.00
11.	232.52	110.88				45.24			75.60	464.24
12.		1,501.56	1,363.20		352.80	7.68	585.04		320.88	4,131.16
13.	49.92	318.24			421.20	80.52		76.72		946.60
14.	432.57	1,347.60	548.84	70.36		80.16				2,479.53
15.	12.24	2,817.48	597.24			113.52	781.56		1,157.52	5,479.56
16.		476.40	80.64		50.64		528.00	133.72	1,070.36	2,339.76
17.	170.36	1,051.68	486.72		337.68	83.00			777.84	2,907.28
18.		194.40				57.88			28.80	281.08
19.						80.36				80.36
20.		697.44	119.28		6.48		196.24		684.96	1,704.40
21.	93.56	401.28	60.72	80.22	264.96	195.76				1,096.50
22.	67.44	344.40	117.60	74.20	65.52	142.00	2.40	143.96		957.52
23.	31.20	743.20	849.28		6.72	240.12	20.16		56.40	1,947.08
24.	13.20	151.20	386.56			21.60	60.00			632.56
25.	427.04	1,163.44	749.64	41.60		66.04	7.92		288.00	2,743.68
NSE	343.12									343.12
	\$ 3,408.98	\$22,202.67	\$ 10,233.44	\$ 521.34	\$ 1,648.60	\$ 2,260.12	\$ 4,746.24	\$ 497.94	\$ 7,047.24	\$52,566.57
		\$ 35,845.09		\$ 2,169.94		\$ 7,006.36		\$ 7,545.18		\$52,566.57

386



1976 BOND FORFEITURES

<u>County</u>	<u>Total Number of Forfeitures</u>	<u>Total Amount Forfeited</u>	<u>Total Amount Collected</u>
ADAIR	1	\$ 100.00	\$ 100.00
ALFALFA	53	2,520.00	2,425.00
ATOKA	43	3,050.00	2,940.00
BEAVER	111	6,169.00	6,169.00
BECKHAM	460	17,929.00	13,360.00
BLAINE	28	1,516.00	1,516.00
BRYAN	298	16,545.00	11,395.00
CADDO	78	3,305.00	3,305.00
CANADIAN	18	27,100.00	1,465.00
CARTER	154	9,760.00	7,360.00
CHEROKEE	-0-	-0-	-0-
CHOCTAW	205	17,615.00	17,615.00
CIMARRON	24	1,035.00	1,035.00
CLEVELAND	58	29,465.00	9,200.00
COAL	57	2,350.00	2,350.00
COMANCHE	188	102,165.00	12,045.00
COTTON	445	19,125.00	19,125.00
CRAIG	146	4,230.00	4,230.00
CREEK	353	19,285.00	19,285.00
CUSTER	2,901	128,193.00	126,193.00
DELAWARE	68	3,685.00	3,685.00
DEWEY	5	215.00	215.00
ELLIS	138	5,528.00	4,813.00
GARFIELD	38	2,230.00	2,230.00
GARVIN	167	8,445.00	8,445.00
GRADY	154	8,512.00	8,512.00
GRANT	16	625.00	625.00
GREER	38	1,485.00	1,485.00
HARMON	33	2,025.00	1,735.00
HARPER	76	5,686.00	1,950.00
HASKELL	52	1,945.00	1,255.00
HUGHES	8	1,514.00	1,514.00
JACKSON	258	17,280.00	12,680.00
JEFFERSON	77	3,281.00	2,831.00
JOHNSTON	30	1,513.00	1,513.00
KAY	1,135	61,326.00	45,026.00
KINGFISHER	32	2,190.00	2,190.00
KIOWA	61	5,800.00	4,050.00
LATIMER	50	3,797.00	3,797.00
LeFLORE	248	12,325.00	8,575.00
LINCOLN	94	4,495.00	4,495.00
LOGAN	761	34,281.00	33,531.00
LOVE	173	11,332.00	7,480.00
MAJOR	75	4,285.00	4,285.00
MARSHALL	153	6,491.00	6,491.00
MAYES	143	6,985.00	6,985.00
McCLAIN	93	5,370.00	5,370.00
McCURTAIN	1,032	42,131.00	42,131.00
McINTOSH	162	8,270.00	8,270.00
MURRAY	911	34,165.00	151,014.00
MUSKOGEE	-0-	-0-	-0-
NOBLE	2,152	9,685.00	9,565.00
NOWATA	39	1,560.00	1,560.00
OFKUSKEE	159	8,409.00	10,375.00
OKLAHOMA	*	*	14,266.00
OKMULGEE	35	10,097.00	2,097.00
OSAGE	158	7,655.00	6,810.00
OTTAWA	887	40,590.00	40,930.00
PANWEE	240	2,603.00	2,370.00
PAYNE	2,290	88,405.00	87,405.00
PITTSBURG	121	10,955.00	10,955.00
PONTOTOC	154	9,160.00	8,125.00
POTTAWATOMIE	6	100.00	-0-
PUSHMATAHA	384	23,680.00	21,930.00
ROGER MILLS	93	3,900.00	3,900.00
ROGERS	-0-	-0-	-0-
SEMINOLE	1,623	55,634.00	78,088.00
SEQUOYAH	72	2,880.00	2,880.00
STEPHENS	112	6,047.00	3,472.00
TEXAS	64	3,275.00	3,275.00
TILLMAN	4	1,090.00	1,090.00
TULSA	352	128,839.00	41,188.00
WAGONER	-0-	-0-	-0-
WASHINGTON	16	9,270.00	4,770.00
WASHITA	324	11,855.00	11,855.00
WOODS	60	4,950.00	4,650.00
WOODWARD	142	9,790.00	9,790.00
STATE TOTALS	21,389	\$1,169,098.00	\$1,163,637.00

*Statistics for Oklahoma County Not Available.

RECEIPTS TO THE PARDON AND PAROLE FUND

(22 O.S. Supp. 1972 991 (d) & 991 (e))

FY -- 1972-1973

<u>COUNTY</u>	<u>AMOUNT</u>
Cleveland	\$ 5.00
Cotton	20.00
McIntosh	10.00
Oklahoma	17,037.70
Pittsburg	10.00
Stephens	176.00
TOTAL\$17,258.70

FY -- 1973-1974

Caddo	\$ 65.00
Carter	327.00
Choctaw	435.00
Cimarron	10.00
Cleveland	295.00
Garfield	410.00
Grady	285.00
Kingfisher	10.00
LeFlore	140.00
Lincoln	370.00
McClain	23.00
McCurtain	285.00
McIntosh	140.00
Marshall	5.00
Oklahoma	55,158.55
Okmulgee	519.00
Payne	190.00
Pittsburg	55.00
Pontotoc	520.00
Pottawatomie	447.00
Pushmataha	20.00
Seminole	15.00
Stephens	683.75
Texas	65.00
Tulsa	1,142.00
TOTAL\$61,615.30

FY -- 1974-1975

Alfalfa	\$ 125.00
Atoka	590.00
Blaine	110.00
Caddo	345.00
Carter	824.00
Cherokee	845.00
Choctaw	635.00
Cimarron	95.00
Cleveland	1,470.00
Coal	360.00
Craig	65.00
Delaware	35.00
Garfield	3,160.00
Garvin	210.00
Grady	1,663.00
Grant	40.00
Jefferson	770.00
Kay	325.00
Kingfisher	135.00
Kiowa	215.00
LeFlore	780.00
Lincoln	645.00
Logan	180.00
McClain	127.00
McCurtain	820.00
McIntosh	40.00
Major	300.00
Marshall	24.00
Muskogee	1,728.00
Nowata	190.00
Oklahoma	81,606.76
Okmulgee	1,051.00
Ottawa	475.00
Payne	495.00
Pittsburg	3.50
Pontotoc	1,552.00

FY -- 1974-1975 (con't.)

Pottawatomie	2,020.00
Pushmataha	180.00
Rogers	95.00
Seminole	450.00
Stephens	1,242.00
Texas	710.00
Tillman	110.00
Tulsa	8,454.10
Wagoner	708.00
Washington	75.00
Woodward	625.00

TOTAL \$116,703.36


FY -- 1975-1976

Adair	\$ 20.00
Alfalfa	175.00
Atoka	1,426.38
Beaver	25.00
Beckham	25.00
Blaine	590.00
Caddo	862.50
Canadian	2,582.00
Carter	1,286.00
Cherokee	1,385.00
Choctaw	2,315.00
Cimarron	125.00
Cleveland	3,531.25
Coal	560.00
Comanche	972.00
Craig	130.00
Delaware	330.00
Dewey	45.00
Garfield	5,192.00
Garvin	360.00
Grady	2,612.00
Grant	20.00
Hughes	100.00
Jefferson	881.00
Kay	1,018.00
Kingfisher	565.00
Kiowa	525.00
Latimer	105.00
LeFlore	1,323.00
Lincoln	1,445.00
Logan	1,190.00
McClain	195.00
McIntosh	40.00
Majcr	51.00
Marshall	380.00
Mayes	415.00
Muskogee	3,028.00
Nowata	310.00
Oklahoma	99,534.78
Okmulgee	1,344.00
Ottawa	1,329.00
Payne	1,860.00
Pittsburg	10.00
Pontotoc	2,511.00
Pottawatomie	2,423.00
Pushmataha	280.00
Rogers	250.00
Seminole	630.00
Stephens	2,590.00
Texas	1,395.00
Tillman	270.00
Tulsa	26,113.34
Washington	125.00
Woods	550.00
Woodward	880.00

TOTAL \$178,699.25

PER CASE PROCESSING COSTS

The following charts present 1969 — 1976 processing costs per case for cases terminated in : Supreme Court and court of appeals, court of criminal appeals, and district court.



PER CASE PROCESSING COST

SUPREME COURT AND COURT OF APPEALS

	Total Expenses	Total Number of Cases Terminated	Cost Per Case
1969	\$ 650,057.18	509	\$ 1,277.13
1970	744,570.47	498	1,495.12
1971	881,222.01	900	979.14
1972	961,248.11	877	1,096.06
1973	930,884.70	910	1,022.95
1974	942,773.31	918	1,026.99
1975	1,050,122.95	966	1,087.08
1976	1,183,370.00	1,055	1,121.68

393

COURT OF CRIMINAL APPEALS

	Total Expenses	Total Number of Cases Terminated	Cost Per Case
1969	\$ 120,236.64	637	\$ 188.75
1970	160,630.09	491	327.15
1971	156,267.59	994	157.21
1972	162,765.08	822	198.01
1973	192,354.66	843	228.17
1974	283,405.91	836	339.00
1975	298,570.38	790	377.94
1976	295,118.00	887	332.71

DISTRICT COURT
PER CASE PROCESSING COST
(BASED ON STATE EXPENDITURES ONLY)

	Expenditures From District Court Appropriation	Expenses From Court Fund Operation	Total Expenses	Total Number of Cases Terminated	Cost Per Case
1969	\$ 3,679,089	\$ 5,242,263	\$ 8,921,352	217,387	\$ 41.04
1970	3,899,838	5,293,086	9,192,924	264,618	34.74
1971	4,169,694	5,551,356	9,720,450	282,338	34.43
1972	4,256,684	5,739,045	9,995,729	293,684	34.04
1973	4,421,472	6,276,209	10,697,681	286,263	37.37
1974	4,434,702	6,767,585	11,203,287	292,754	38.27
1975	5,326,844	7,994,778	13,321,622	337,759	39.44
1976	5,579,629	8,531,946	14,111,575	389,051	36.27

394

DISTRICT COURT PER CASE PROCESSING COST
(BASED ON STATE EXPENDITURES PLUS COUNTY SUPPORT OF COURT CLERK OFFICES)

Year	Expenditures from District Court Appropriations	Expenses from Court Fund for Operation	Expenditures for Court Clerks Office from County General Fund	Total Expenses	Total Number of Cases Terminated	Cost Per Case
1969	\$ 3,679,089	\$ 5,242,263	\$ 2,143,241	\$ 11,064,593	217,387	\$ 50.90
1970	3,899,838	5,293,086	2,552,784	11,745,708	264,618	44.39
1971	4,169,094	5,551,356	2,619,899	12,340,349	282,338	43.71
1972	4,256,684	5,739,045	2,793,636	12,789,365	293,684	43.55
1973	4,421,472	6,276,209	2,972,560	13,670,241	286,263	47.75
1974	4,435,702	6,767,585	3,177,598	14,380,885	292,754	49.12
1975	5,326,845	7,994,778	3,404,960	16,726,583	337,759	49.52
1976	5,579,629	8,531,946	3,702,662	17,814,237	389,051	45.79

AVERAGE COST PER CASE TERMINATED

IN THE DISTRICT COURT

1969

<u>Class of Litigation</u>	<u>Cases Terminated</u>	<u>Percentage of Total Number of Cases Terminated</u>	<u>Expense by Category</u>
PROBATE	11,900	5.47	\$ 487,998
CIVIL	15,870	7.30	651,259
DOMESTIC	19,557	9.01	803,814
FELONY	9,441	4.34	387,187
MISDEMEANORS	143,854	66.17	5,903,259
SMALL CLAIMS	16,765	7.71	687,835
TOTAL	<u>217,387</u>	<u>100.00</u>	<u>\$8,921,352</u>
<u>AVERAGE COST PER CASE 41.07</u>			

AVERAGE COST PER CASE TERMINATED

IN THE DISTRICT COURT

1970

<u>Class of Litigation</u>	<u>Cases Terminated</u>	<u>Percentage of Total Number of Cases Terminated</u>	<u>Expense by Category</u>
PROBATE	13,133	4.96	\$ 455,970
CIVIL	22,204	8.39	771,286
DOMESTIC	26,554	10.03	922,050
FELONY	11,497	4.35	399,892
MISDEMEANORS	166,247	62.83	5,775,914
SMALL CLAIMS	24,983	9.44	867,812
TOTAL	<u>264,618</u>	<u>100.00</u>	<u>\$9,192,924</u>
<u>AVERAGE COST PER CASE 34.74</u>			

AVERAGE COST PER CASE TERMINATED

IN THE DISTRICT COURT

1971

<u>Class Litigation</u>	<u>Cases Terminated</u>	<u>Percentage of Total Number of Cases Terminated</u>	<u>Expense by Category</u>
PROBATE	14,085	4.99	\$ 485,050
CIVIL	22,634	8.02	779,580
DOMESTIC	28,123	9.97	969,129
FELONY	14,606	5.17	502,548
MISDEMEANORS	174,138	61.67	5,994,601
SMALL CLAIMS	28,752	10.18	989,542
TOTAL	<u>282,338</u>	<u>100.00</u>	<u>\$9,720,450</u>
<u>AVERAGE COST PER CASE 34.43</u>			

AVERAGE COST PER CASE TERMINATED

IN THE DISTRICT COURT

1972

<u>Class of Litigation</u>	<u>Cases Terminated</u>	<u>Percentage of Total Number of Cases Terminated</u>	<u>Expense by Category</u>
PROBATE	15,569	5.30	\$ 529,774
CIVIL	23,747	8.09	808,654
DOMESTIC	32,207	10.97	1,096,531
FELONY	12,748	4.34	433,815
MISDEMEANORS	176,105	59.96	5,993,439
SMALL CLAIMS	33,308	11.34	1,133,516
TOTAL	<u>293,684</u>	<u>100.00</u>	<u>\$9,995,729</u>
<u>AVERAGE COST PER CASE 34.04</u>			

AVERAGE COST PER CASE TERMINATED

IN THE DISTRICT COURT

1973

<u>Class of Litigation</u>	<u>Cases Terminated</u>	<u>Percentage of Total Number of Cases Terminated</u>	<u>Expense by Category</u>
PROBATE	16,347	5.71	\$ 610,338
CIVIL	26,527	9.27	991,675
DOMESTIC	32,184	11.24	1,202,419
FELONY	13,771	4.81	514,558
MISDEMEANORS	154,091	53.83	5,758,562
SMALL CLAIMS	43,343	15.14	1,619,629
TOTAL	<u>286,263</u>	<u>100.00</u>	<u>\$10,697,681</u>
<u>AVERAGE COST PER CASE 37.37</u>			

AVERAGE COST PER CASE TERMINATED

IN THE DISTRICT COURT

1974

<u>Class of Litigation</u>	<u>Cases Terminated</u>	<u>Percentage of Total Number of Cases Terminated</u>	<u>Expense by Category</u>
PROBATE	15,600	5.32	\$ 596,015
CIVIL	30,674	10.48	1,174,104
DOMESTIC	38,164	13.04	1,460,909
FELONY	15,340	5.24	587,052
MISDEMEANORS	144,350	49.31	5,524,341
SMALL CLAIMS	48,626	16.61	1,860,866
TOTAL	<u>292,754</u>	<u>100.00</u>	<u>\$11,203,287</u>
<u>AVERAGE COST PER CASE 38.27</u>			

AVERAGE COST PER CASE TERMINATED
IN THE DISTRICT COURT


1975

<u>Class of Litigation</u>	<u>Cases Terminated</u>	<u>Percentage of Total Number of Cases Terminated</u>	<u>Expense by Category</u>
PROBATE	15,911	4.71	\$ 627,448
CIVIL	33,055	9.79	1,304,187
DOMESTIC	32,575	9.64	1,284,204
FELONY	17,418	5.16	687,396
MISDEMEANORS	180,632	53.48	7,124,403
SMALL CLAIMS	51,295	15.19	2,023,555
JUVENILE	6,873	2.03	270,429
TOTAL	<u>337,759</u>	<u>100.00</u>	<u>\$13,321,622</u>
<u>AVERAGE COST PER CASE 39.43</u>			

AVERAGE COST PER CASE TERMINATED
IN THE DISTRICT COURT


1976

<u>Class of Litigation</u>	<u>Cases Terminated</u>	<u>Percentage of Total Number of Cases Terminated</u>	<u>Expense by Category</u>
PROBATE	15,545	4.00 %	\$ 564,463
CIVIL	34,894	8.97	1,265,808
DOMESTIC	33,308	8.56	1,207,951
FELONY	19,365	4.98	702,756
MISDEMEANORS	216,752	55.71	7,861,558
SMALL CLAIMS	62,384	16.03	2,262,086
JUVENILE	6,803	1.75	246,953
TOTAL	<u>389,051</u>	<u>100.00</u>	<u>\$14,111,575</u>
<u>AVERAGE COST PER CASE 36.27</u>			



This publication, printed by the central printing office of the State Board of Affairs, is issued by the administrative director of the courts as authorized by 20 O.S: 1971 § 16.11.

Six hundred (600) copies have been prepared and distributed at a cost to the taxpayers of the State of Oklahoma of \$3,630.00.



END