

38896

Michigan State Prison

46949

Michigan Department of Corrections



dimensions . . .

A report of the Michigan-Department of Corrections —

William G. Milliken, *governor*
Perry M. Johnson, *director*

Corrections Commission:

G. Robert Cotton, Ph.D., *chairperson*
Thomas K. Eardley, Jr., *vice chairperson*
B. James George, Jr.
Florence R. Crane
Duane L. Waters, M.D.

Gail R. Light, *editor*

Distributed — Winter, 1977

NCJRS

MAY 2 1978

ACQUISITIONS

foreword

Presentation of material in this report is very similar to the 1975 Dimensions. Some changes have been made, however, to bring the various narrative sections up-to-date through mid-1977. The statistical charts and graphs cover the 1976 calendar year, except where noted otherwise.

Some major changes worth noting: The addition of a section on the Riverside Correctional Facility at Ionia, a newly acquired institution for men; a new statistical presentation on critical incidents in Michigan institutions in 1976; a more complete statistical presentation of the average school grade rating by I.Q. groups of 1976 commitments; a new statistical presentation on parole contracts.

— the editor

acknowledgements

statistics

The statistical data in this report came primarily from information systems maintained by the Data Systems Section, Management Services Division within the Bureau of Administrative Services. Information on court dispositions came from the various felony courts in Michigan.

Those involved in the preparation and presentation of the statistics:

Jack A. Boehm, administrator of the Management Services Division
William Kime, deputy director in charge of the Program Bureau
Richard L. Shinevar and Donald L. Matthews of the Data Systems Section
Diana M. Bottenfield and David C. Viele of Management Services Division

photography

Except where credited, most photographs were taken by the editor; technical assistance was provided by photographers and laboratory technicians at the State Prison of Southern Michigan.

typesetting and keylining

These services were provided by Reproduction Services, Department of Management and Budget.

printing

Harold J. Borgert, superintendent of the graphics reproduction department at the North Complex of the State Prison of Southern Michigan, directed prisoner-employees in the printing and binding of this publication. Special thanks goes to Clifford L. Parker, shop foreman; Marcos Flores and Ron Edwards, press operators; and Adan Ybarra, for offset camera, layout, stripping, and technical advice.

A special thanks goes also to the Blackman Township Jaycees (a North Complex chapter), whose members volunteered their time to help gather pages prior to binding.

Additional information on the production and content of this publication can be obtained by contacting the Office of Public Information, Michigan Department of Corrections, Stevens T. Mason Building, P.O. Box 30003, Lansing, Michigan 48909.



Charles E. Egeler
May 17, 1928-March 6, 1977

On March 6, 1977, Charles E. Egeler, warden of the State Prison of Southern Michigan at Jackson, died.

The affable warden had been with the department since 1953 when he was hired as a prison counselor at SPSM. He had been warden of the prison since 1972 when he replaced Perry M. Johnson, who was named director of the department in that year.

Although there were indications that the warden's health was not good, his sudden death on that winter afternoon came as a shock to the hundreds of men and women who had worked with him and for him over the years.

The 48-year-old Jackson resident was born in Bay City in 1928, and it was there that he completed high school and was awarded an associate of arts degree. In 1953 he earned a bachelor's degree in police administration from Michigan State University and had accumulated a number of hours toward his master's degree at the time of his death.

Mr. Egeler made a name for himself before joining the department as an outstanding swimming competitor at Bay City Community College, Michigan State University and while he served in the Army in Tokyo, where he was manager of the swimming program for Tokyo base personnel.

A release from the tiresome and demanding burden of running the world's largest walled prison was his cottage on the south branch of the Au Sable River in northern Michigan.

He and his family were returning from this retreat on March 6, when his death occurred.

Besides being active in sports, Mr. Egeler found time for membership in the American and Michigan corrections associations, the Elks Club, the Michigan State University Athletic Association, the National Jail Association, the National Council on Crime and Delinquency and the American Association of Wardens and Superintendents.

Before being named warden at SPSM, Mr. Egeler was deputy warden at that institution and has also been assistant deputy at the Michigan Reformatory, administrative assistant to the warden of SPSM and supervisor of Camp Pugsley.

Each person who came in contact with the warden has a different memory of him — some who knew him best recall his sense of humor, some say he was shy, some boisterous. All recall that once he had decided that something had to be done, it was usually done.

He had a difficult job; he did it well; he is missed.

table of contents

Director's Message	1
Highlights of 1976-77	2
Departmental Organization Chart	8
Corrections Commission (Photographs)	9
Court Dispositions for 1976	11
Commitments	19
Bureau of Correctional Facilities	31
Treatment	31
Parole Contract	38
Map of Correctional Facilities	41
Reception and Guidance Center	42
State Prison of Southern Michigan	45
Marquette Branch Prison	50
Michigan Intensive Program Center	53
Michigan Reformatory	55
Riverside Correctional Facility	58
Michigan Training Unit	62
Muskegon Correctional Facility	65
Cassidy Lake Technical School	68
Corrections Camps	71
Baraga	72
Cusino	72
Ojibway	72
Sauble	72
Pellston	74
Lehman	74
Hoxey	74
Pugsley	74
Brighton	75
Pontiac	76
Waterloo	76
Parole Camp	77
Huron Valley Women's Facility	78
Office of Jail Services	81
Prison Population Statistics	83

Office of Health Care	91
Bureau of Prison Industries	98
Parole Board	103
Bureau of Field Services	109
Map of Regions, Districts	111
Community Corrections	112
Furloughs	115
Work-Pass	116
Probation	117
Field Supervision Statistics	120
Bureau of Administrative Services	125
Management Services	129
Personnel	132
Affirmative Action	134
Training	135
Bureau of Programs	139
Major Statistical Presentations	
Criminal Court Dispositions for 1976 (by Probation Districts) (A1)	12
Criminal Court Dispositions for 1976 (Offense, Type of Disposition by Frequency of Cases) (A2)	14
Rate of Court Commitment Based on Michigan Population for 1976 (Map)	17
Criminal Court Dispositions for 1976, 1975 (Charts) (A4)	18
1976 Commitments (Offenses in Order of Maximum Terms) (B1)	20
Comparison of Commitments (1976, 1966) by Regional Place of Birth and by Race (B2)	23
Comparison by Age, Race and Sex (B3)	23
Personal Characteristics of Offenders — 1976 (B5-6-7-8-9)	24
Previous Correctional Terms of 1976 Commitments (B10-11)	25
Previous Record of Offenders Age at First Attention of Authorities (B12) ..	26
Juvenile Correctional History (B13)	27
1976 Commitments by Type	28
1976 Year End Population (C1)	83
Bureau of Correctional Facilities Summary — 1976 (C2)	86
Population by Facility, Sex and Year (1967-1976) (C3)	87
Population/Capacity (C4)	88
Critical Incidents	89

Racial Breakdown — Clients	90
Per Capita Costs	90
Full-Time Health Care Employees	95
1976 In-Patient Treatment/Clinic Services Unit	97
Paroles and Continuances (Jan. 1, 1976 - Dec. 31, 1976) (D1)	108
Annual Summary of Parolee Population and Movement (E1)	120
Follow Up Study of First Paroles for 1972 by Offense Groups (E2)	121
Follow Up Study of 1972 Probation Cases by Offense (E4)	123
Racial Breakdown/Employees	138

director's message

In times like these it is easy to become discouraged about our business. The prisons are overcrowded with all the problems which that carries with it. Our failures make the headlines; our successes are anonymous. Our handling of day-to-day problems and crises is so preoccupying it sometimes seems that there is time for little else. Yet if we step back for a moment and compare our situation now with that of a year ago I think the staff of this department can find reason for pride in our accomplishments, even in this most difficult of times.

For years we have attempted to promote a wider range of sound, community-based programs for nondangerous offenders. This year we made more progress in that direction than in any other time in our history. The Bureau of Field Services was reorganized, placing the administration of parole, probation, and halfway houses closer to the communities they serve. The Legislature provided a substantial expansion of probation resources; at the same time the greatest expansion in the use of halfway houses and resident homes was achieved. We had nearly 50 per cent more prisoners in these settings at the end of the year than at the beginning, and this was accomplished with an actual decrease in conviction rates for new crimes. This increase alone saved the taxpayers the construction of an entire new prison at the cost of some \$30 million.

Turning to the institutions, while prison construction could not possibly keep pace with the unprecedented intake of the year, we have made additions to our prison system which will be assets long after the problems of the day are forgotten. The transformation of the Riverside mental health facility into a correctional institution meets many long-standing needs of our prison system. It provides a humane environment for the elderly prisoner, and a placement for those needing psychiatric care which is far better than we have had in the past. The new institution on the north side of the State Prison of Southern Michigan is the first step toward meeting long-range needs recognized since the Jackson Prison was first completed more than 40 years ago. Perhaps most notable of all was the opening for the first time of a state facility for the female felony offender.

For those who feel that corrections is the neglected area in any governmental system, it may be worth noting that all of these facilities were added during a time when the state was struggling with a severe economic recession; this is an indication of the recognition given by the Governor and the Legislature to correctional problems.

Not only have new institutions been added to the system, there have also been improvements in the conditions of confinement throughout the department. Notable here has been the progress made by the Office of Health Care toward provision of an adequate medical delivery system. The budget for health care has tripled



Perry M. Johnson

in the last two years and though problems remain in the recruitment of physicians and registered nurses, the pioneering use by the department of physician assistants has helped alleviate shortages here.

We also have made improvements in the method in which we provide academic programming and vocational training for prisoners. Our Competency Based Instruction technique, explained elsewhere in this report, is being put in place in all vocational and academic programs, in all our institutions.

Finally, the development and use of violence risk prediction factors during the last year has already provided helpful tools for classification and parole decision-making. Evidence is already in indicating that this research has improved our ability to protect the public from serious crime.

It is difficult to overestimate the tensions and frustrations of prison crowding for both prisoners and staff. The long, hot summers of 1976 and 1977 raised apprehension in all of us. We were fortunate to come through these periods with little disruption and no serious disturbances. Much of this good fortune is not due to chance; it owes greatly to the professional and sensitive conduct of employees and to the responsible self-discipline of prisoners who had to tolerate extraordinary conditions. Few on the outside can really appreciate the difficulties in accommodating the kind of overcrowding we have experienced recently.

While we cannot be complacent or self-satisfied, I think we should recognize the advances which we have made, and the positive events which have occurred. When the problems of overcrowding are finally overcome, there are signs that we will emerge with a better system than we have ever had in the past.

highlights of 1976-1977

Internal reorganization, major expansion of probation services and continued efforts to house an unprecedented number of new prisoners marked 1976 and the first half of 1977.

In related areas, the department continued to caution against efforts by others to make hasty or piecemeal changes in the state's penal code.

It also opposed a state campaign to eliminate good time incentives on minimum sentences for certain crimes and was opposed in a number of localities in its efforts to turn existing facilities into prisons and halfway houses.

As in recent years, many members of the general public seemed to want more use of prison for offenders, yet seemed appalled at the thought that a prison might be located anywhere near their communities. In addition, debate continued over whether prisons should be used for rehabilitation, deterrence, retribution or isolation, and the parole system continued under attack.

Among the major events in 1976 and the first half of 1977:


Institutions:

In 1976 a total of 6,600 men and women were committed to Michigan prisons. This record-breaking intake pushed prison population to 12,462 by Dec. 30, 1976, or more than 1,500 prisoners than were in the system on Dec. 30, 1975.

In February, 1977, the department predicted it would be managing a prison population of 13,710 by July 1. That prediction proved relatively accurate — the prison population hit 13,618 on July 7.

It is now predicted that that population will hit 14,292 by Jan. 1, 1978; 14,712 by July 1, 1978; 14,741 by Jan. 1, 1979; and 14,964 by July 1, 1979.

It now seems reasonably certain that the department must accommodate a population of 15,000 in the near future and that the population may eventually build to a total of more than 18,000 incarcerated felons.



Former recreation ward at the Michigan Reformatory turned into housing for overflow.



Vocational classrooms at the new Northside Unit at SPSM converted to living quarters.

In July, 1977, the prison system had a rated capacity of 11,508, some 2,200 beds less than adequate.

Efforts to acquire additional facilities were often thwarted and progress was slow. By July of 1977, the department had only been successful in obtaining one major facility from among the several it had attempted to acquire. That facility is the Kinross Correctional Facility at the Kincheloe Air Force Base near Sault Ste. Marie, which was to accommodate 700 medium-security male prisoners beginning in October.

At the time of this writing the department was hopeful of completing renovations at the Riverside Correctional Facility which would add another 300 beds to the system by January, 1978; obtaining 100 community-status beds at the Evangeline Hall in Detroit by June, 1978; of acquiring a 400-bed medium security prison near Holland by July, 1978; a 100-bed minimum-security prison in southeast Michigan by October, 1978; completing a 400-bed men's maximum security institution near Ypsilanti by October, 1979; acquiring the Hudson Warehouse in downtown Detroit by November, 1979 for 500 prisoners, and an additional 200 beds in community corrections centers before 1980. Most of these dates appeared extremely optimistic, and it was anticipated


that some of the hoped-for facilities would not be secured at all. Lawsuits on the Holland seminary and Evangeline Hall delayed acquisition, and there was substantial opposition to conversion of the Hudson Warehouse.

If all the facilities listed could be acquired before January, 1980, and if the population hit 15,000 by that date, the department predicted it would still need to build two 600-man regional prisons to adequately house the anticipated population.

These two new regional prisons, which would contain security classification divisions from maximum through minimum, were proposed for construction in 1976 at an approximate cost of \$24 million each.

Also needed is a 250-bed unit which was requested in 1975 to replace the Michigan Reformatory at Ionia. This would provide added capacity until the old institution could be phased out and would be the first step in replacing the many obsolete and substandard housing areas which exist throughout the system.

While department officials searched for prison facilities and sites, beleaguered prison administrators coped with extreme housing shortages, and prisoners suffered in a number of ways.



--Photo by Garrett Cope

Sleeping on the "bulkheads" at SPSM creates problems for prisoners and staff alike.

On Aug. 26, 1976, 96 beds were placed on the bulkheads of both ends of Eight Block in the Trusty Division at SPSM (Southside Unit). This was a step that administrators feared and dreaded. It was felt that it would be difficult to manage and could become dangerous and explosive.

This is why it was not too surprising when prisoners temporarily took over one of the blocks with housing in the bulkheads (Nine Block) in the Trusty Division in May of 1977. The melee was brief and no one was seriously injured. Although the initial cause was an electrical outage that left the cell block in darkness for a period longer than anticipated, it was believed to have been aggravated by conditions on the bulkheads.

A number of other actions had to be taken to house all the prisoners. They included:

- Men were placed in recreation wards at the Michigan Reformatory in January 1976.
- In June, 1976, the Root Farm at SPSM's Trusty Division was converted from a department training academy to barracks for 90 prisoners.
- In September, 1976, 11 beds were added to a study room at Muskegon Correctional Facility.
- In December of 1976, a total of 26 double bunks were placed in a garage at the Michigan Training Unit.
- In January, 1977, 22 additional beds were set up in Muskegon study rooms, and 28 additional beds were placed in MTU.
- In April, 1977, the department began placing women prisoners in the administration building at the Detroit House of Correction.
- In April, 1977, prisoners from the Reception and Guidance Center began moving into vocational classrooms at the Northside Unit. By July, 1977, about 200 men were living in these classrooms.

Recreation rooms were put into use for housing at Cassidy Lake Technical School and house trailers were added for living at Marquette during the period.

In addition, extra beds were added to all the dormitories at the Riverside Correctional Facility, pushing that prison's population well beyond capacity to over 600 by July, 1977.

The crowding meant substantial pressure on staff and on activities and treatment programs.

By June of 1977, almost 800 prisoners were waiting to enter academic school; the wait in some cases was as long as four months.

Waiting lists were also long for psychotherapy and counseling; recreation programs, visiting facilities and prisoner stores also showed the effects with long lines and long waits.

Idleness was a major problem — at SPSM alone,

more than 900 prisoners were unemployed during 1976.

In addition, the need for bed space mandated that many prisoners be transferred often — as soon as their security classification changed. Often they were moved from close and medium security prisons to minimum security facilities and often, men had to halt their college education when transferred to camps, which generally do not offer schooling beyond high school.

All sections of the department were affected — with an increase volume of paperwork, parole hearings, grievances, lawsuits, telephone calls and letters from prisoners and members of their families.

In addition, many hours of staff time were spent searching for new prisons and prison sites, writing program statements, reviewing site plans and talking to citizens affected by attempts to locate prisons.

Except for the Kincheloe Air Force Base, the new women's prison new Ypsilanti, the acquisition of the Riverside Facility and the opening of the Northside Unit at SPSM, there were few bright spots in the prison picture during 1976 and 1977.

Risk Prediction Study:

The department's Program Bureau, through the latter half of 1976 and the first half of 1977, continued work on refining research findings on risk prediction.

By July, 1977, a more refined group of characteristics defining very high risk male prisoners had been identified. Now those persons who are serving a sentence for a crime that involved any type of robbery, who have any time in involuntary segregation, and who have a juvenile criminal record (a commitment or a probation) have a 41 per cent probability of violent recidivism.

If they are not serving time for any robbery and do not have a juvenile criminal record, the per cent drops to 4.5. When the factor of not being single is added, a further reduction to 2.3 per cent is shown.

Further research into the characteristics of high and low risk for violence continued at the time of this writing, and a second validation study using 1,000 persons paroled in 1974 was planned.

In addition, researchers were delving into characteristics for high risk for property crime.

In the fall of 1977, it was planned to follow-up on about 300 male prisoners who had been either paroled or furloughed in the fall of 1976 to see if their classifications as very low risk for violence proved accurate.

Some inkling of the possible findings showed up in the records of the department's low risk unit in Region 1 in Wayne County which began operation on Nov. 8, 1976. By June, 1977, 67 per cent of all persons who had been diverted to this unit had been successful in completing the program and

none had been convicted of any felony. Most failures came because participants reverted to drug abuse, or because they were unable to maintain employment. Most participants have jobs and are self-supporting; they have twice weekly contact with field agents.

By mid-1977, all major policies of the department had been revised to reflect the risk findings, which are being used for parole and classification.

Probation and Parole:

A notable expansion of probation services occurred in 1977 in an attempt to allow more persons to be safely supervised on probation instead of being sent to prison.

In December, 1976, the Governor signed a supplemental appropriation of \$5,193,000 to allow the department's Bureau of Field Services to hire additional agents and maintain current levels of operation for the balance of the 1976-77 fiscal year.

The funds, plus \$339,000 transferred from another account within the bureau's 1976-77 budget, let the department hire 116 new field agents, 23 secretaries and 15 senior agents, the most massive increase in the department's history. Also hired were three persons for the Lansing headquarters of the Mutual Objectives Program (MOP); 17 agents hired previously with CETA funds also were continued with the supplemental appropriation.

The additional staffing reduced and adjusted work units so they would not exceed 75 for each agent. In four judicial circuits — Washtenaw, Kalamazoo, Calhoun and Ottawa — the work units were cut to 50 for experimental purposes. Prison commitment and violation rates in these counties are being compared to circuits in the counties of Macomb, Bay, Ingham and Jackson, which each have a 75-1 ratio.

The Bureau's Special Programs division was unable to achieve its goal of 1,000 cases in community corrections programs by July 1, 1977, but by the end of June, a total of 355 persons were in resident homes and 583 in corrections centers. This was up 242 from June 24, 1976.

Long-range plans call for placement of an additional 200 persons in community settings by 1980.

The bureau's work-pass program grew substantially during the latter half of 1977. In March, there were 119 persons on work-pass and by the end of June that number had climbed to 205. Much of the increase was attributed to the hiring of 12 employment specialists through a federal grant. In addition, the job market seemed to be gradually improving.

Internal Reorganization

Two major reorganizations occurred in 1976 and 1977. The first was in the Bureau of Field Services and occurred late in 1976.

It involved the creation of two regions to further decentralize probation and parole services, a step that was started in 1974 when Detroit and Wayne County were established as Region 1.

The second region, with headquarters in Flint, absorbed the districts of two and five; Region III includes the third and fourth districts with its headquarters in Grand Rapids. Districts six and seven remained intact.

Each region consists of four areas, headed by managers who are responsible for the supervision of community correction centers, resident homes and parole and probation activities in their areas. The size of the regions and areas was determined by the number of probation, parole and community cases: 1,000 cases were the minimum established for each area.

The field service regions are analogous to the penal institutions within the Bureau of Correctional Facilities. They have responsibility for a number of functions previously held by the central office of the Bureau of Field Services.

The other reorganization occurred in mid-1977 when the prison system was regionalized, primarily to reduce the span of control required by the deputy director in charge of the Bureau of Correctional Facilities.

In the new organization, the state is divided into four prison regions supervised by administrators under the deputy director.

The regional administrators were expected to help the deputy director give more personalized attention to the state's expanding prison system. Previously, almost all prison wardens and superintendents reported directly to this individual; now they report to the administrator in the region to which they are assigned and the administrators, in turn, report to the deputy director.

The regions and their administrators:

Southeastern Michigan: This region covers the Huron Valley Women's Facility near Ypsilanti, the new men's maximum security prison under construction nearby, the Cassidy Lake Technical School near Chelsea and the Corrections Camp Program.

Western Michigan: This region contains the Muskegon Correctional Facility, the Michigan Training Unit, the Michigan Reformatory and the Riverside Correctional Facility, all in Ionia.

The State Prison of Southern Michigan at Jackson: This prison complex, which includes the Reception and Guidance Center, the Northside Unit and the Trusty Division, constitute a separate region.

The Upper Peninsula: This region covers the State House of Correction and Branch Prison at Marquette, the Michigan Intensive Program Center and the Kinross Facility at the Kincheloe Air Force Base near Sault Ste. Marie.

The department also in 1976 and 1977, examined its organization in light of several recommendations for change made by the Michigan Efficiency Task Force, which had been organized early in 1976 to recommend ways to make more efficient use of tax dollars and to reduce costs and improve the efficiency of state government.

Among the areas under study: The structure of the department's central office, centralizing food service management under one director, institution of a warehouse management system for all department food supplies and consolidation of prison bakeries into a single operation.

Legislation:

A number of major bills affecting the department were signed into law during the 1976-77 session of the Legislature. Among these:

Act 184 of the Public Acts of 1976. This ensures that sentences which are received for felonies committed during one's incarceration are served consecutively to the sentences which were being served at the time the crime was committed.

Act 188 of the Public Acts of 1976: This expanded the Parole Board from five to seven members.

Act 267 of the Public Acts of 1976: This Open Meetings Act requires public bodies to conduct their meetings before the public. This had little affect on the department since meetings of the Corrections Commission have always been public.

Act 302 of the Public Acts of 1976: This was the bill which many institution employees long awaited. It will allow certain employees in "covered positions" to retire earlier with more benefits.

Act 442 of the Public Acts of 1976: This is the Freedom of Information Act and is designed to provide greater access to the records of public agencies.

During the session many bills were introduced calling for changes in the state's penal code by setting mandatory and presumptive sentences for certain types of crimes and for certain types of offenders.

In late 1976, the department prepared its own sentencing proposal in response to a request from a committee of the State Bar of Michigan which was studying revision of the state's penal code.

It also critiqued the wide variety of sentencing proposals being touted and suggested that while some changes are necessary, the state should maintain the valid aspects of the indeterminate sentencing structure Michigan currently has.

Its critique, which came out in the form of a report entitled "Dilemma of Sentencing," said that any revision of the criminal code should contain or allow for:

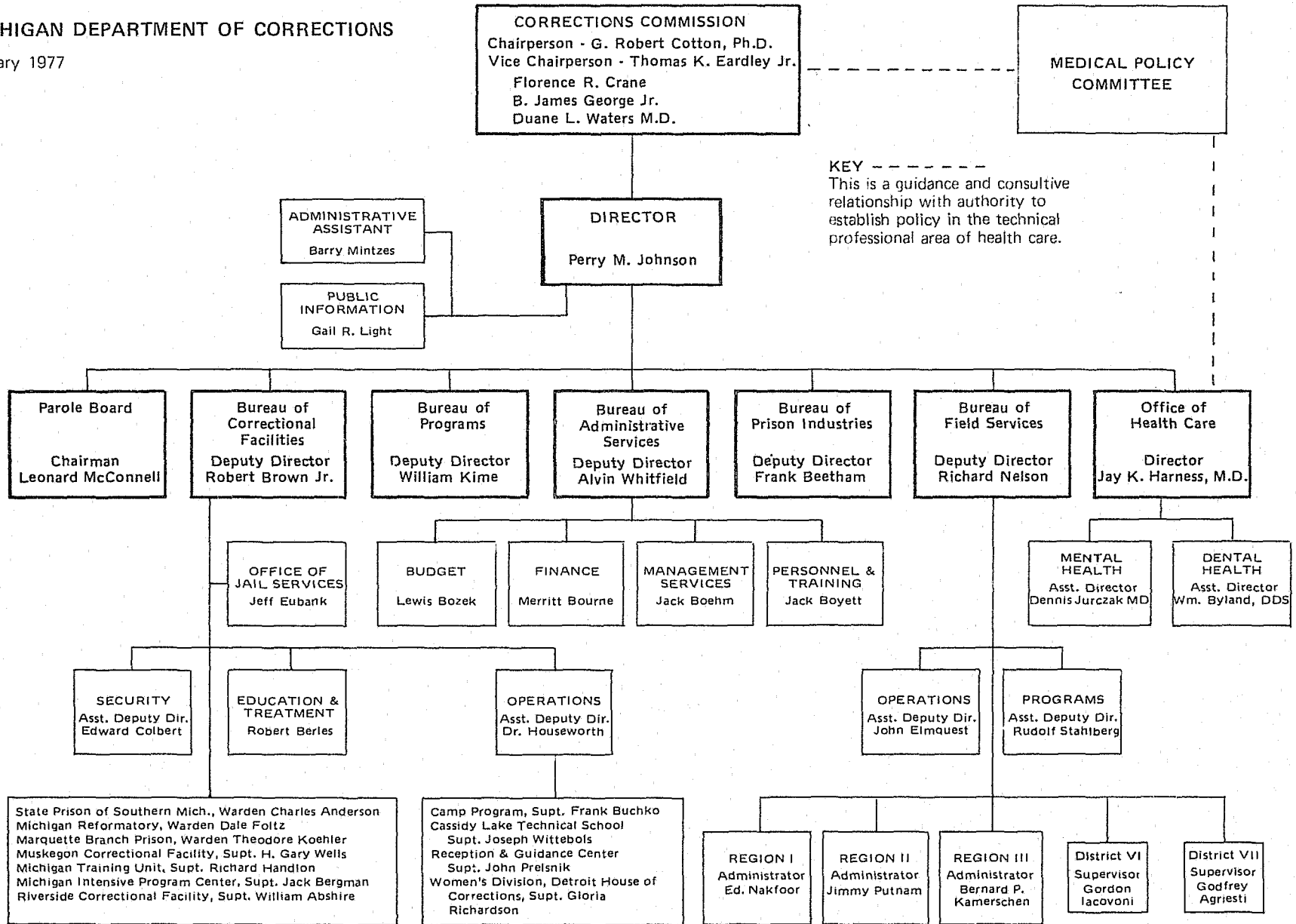
- Adequate penalties for very serious crimes.
- Allowance for judges to have a reasonable range of discretion to weigh and apply the facts which have come out in the investigation and trial.
- Allowances for the corrections system to act within the reason on what it is able to learn about the offender. Since most who come into the prison system leave, never to return for any serious crime, the system should have discretion to alleviate the public's tax burden by earlier release of those individuals unlikely to jeopardize public safety in the future.
- Control and limitation of discretion. There must be statutory limits so that penalties do not exceed what each crime merits. Individual abuses of discretion are best prevented by establishing procedures for review of both sentencing and parole decisions where appropriate.
- Length of time actually served based, to some extent, on performance during incarceration.

During 1978, the department also responded to recommendations from a House Committee to study the Corrections Camp Program, headed by Rep. George Cushingberry.

Among the issues for which recommendations were made were employee communications; transfer of prisoners to camps; security at camps; medical care for camp prisoners; contraband and visitors; and staffing, supplies and equipment.

MICHIGAN DEPARTMENT OF CORRECTIONS

January 1977





michigan corrections commission



R. Robert Cotton, Ph.D.
Chairperson



Thomas K. Eardley
Vice Chairperson



B. James George



Florence R. Crane



Duane L. Waters, M.D.

the convicted offender . . .



In 1976 prison commitments increased 378, or 6 per cent over 1975. The 6,596 people received during the year was a new high and more than doubled the number received in 1966. While flat life sentences for first-degree murder were down 15 from 1975, regular life sentences increased by 48, or 66 per cent over 1975.

Table B1 shows prison commitments for the year by type of crime. The maximum term for each crime is set by statute, so all persons convicted of the same crime will have the same maximum sentence. The distribution of minimum terms handed down by the judge is shown in this table. The judge can set the minimum at any point up to two-thirds of the maximum.

Under Michigan law "good time" allowances reduce both the minimum and the maximum upon good prison behavior according to a legally defined formula.

The remaining tables in this section describe some characteristics of the population received and those confined in Michigan prisons in 1976.

All information in this section has been supplied to the Department of Corrections by Michigan's circuit courts and the Detroit Recorders Court. It covers all prisonable offenses handled by these courts during calendar year 1976.

Table A1a gives the number of such cases handled by each court during the year. The "Total Cases" columns indicate the number of felony convictions for each court and the disposition — the number sent to prison, placed on probation, or given jail sentences and fines in lieu of prison or probation. The same columns in Table A1b give the percentage figures; they show the percentage of total convictions receiving these dispositions. The remaining columns provide a breakdown of the offenders receiving these convictions as follows:

GROUP A — No prior record, or juvenile probation only, or one jail term.

GROUP B — Juvenile record, or multiple jail terms, or one term probation.

GROUP C — Two or more probation terms, probation violators, prior prison terms.

GROUP D — Institutional residents, escapees, parolees with new sentences, and serious felons including: 750.316, "Murder First"; 750.317, "Murder Second"; 750.83, "Assault to Murder"; 750.89, "Assault to Robbery Armed"; 750.91, "Attempt to Murder"; 750.321, "Manslaughter"; 750.529, "Robbery Armed"; 750.531, "Bank Safe and Vault Robbery".

LESSER PENALTY — Nonprisonable offense convictions, excluded from "Total Cases" column.

A point of interest is the stabilization of the use of prison sentences for convicted felons. From 1973 to 1975 the proportion of felony convictions going to prison had increased at an approximate rate of 3% per year. In 1976, this trend apparently ended; the proportions going to prison and probation evidenced no significant change from 1975.

Table A2 gives the disposition of prisonable offenses broken down by the type of crime. Crimes are listed in order of decreasing frequency. The difference in the total number of cases between A2 and A1 is primarily in the fact that A2 includes "Other Dispositions" in the total while A1 does not. These are cases which result in some sanction below the felony disposition level.

In reading this table it is important to recognize that "attempts" are included within each crime category. Thus, for example, it should not be assumed that 145 cases received probation for robbery armed. Most of all of these would be cases convicted of attempt only.

Figure A3 shows the court commitments per 100,000 of the general population by county. This number is increased in those counties with correctional institutions by prosecutions for prison escape and other institutional crimes.

Figure A4 graphically presents the criminal court dispositions for all cases during the year and compares these with 1975.

Figure A5 shows what happened to cases placed on probation in 1972. It is instructive to compare this table with Figure E1, which shows a similar follow-up of persons paroled from prison. Probationers do about twice as well, which indicates the effectiveness of judicial screening in this respect and supplies some support for the cost effectiveness of probation as a disposition alternative to prison.

CRIMINAL COURT DISPOSITIONS FOR THE YEAR 1976
By Probation Regions and Districts
OFFENSES FOR WHICH THE MAXIMUM IS MORE THAN ONE YEAR
(BY PERCENT TO TOTALS)

Figure A1a

PROBATION REGIONS AND DISTRICTS	TOTAL CASES			GROUP A			GROUP B			GROUP C			GROUP D			LESSER PENALTY	
	Pris.	Prob.	Jail Fine	Pris.	Prob.	Jail Fine	Pris.	Prob.	Jail Fine	Pris.	Prob.	Jail Fine	Pris.	Prob.	Jail Fine	Prob.	Jail Fine
STATE TOTALS	38.6	55.0	6.4	23.5	72.0	4.5	21.4	68.0	10.6	42.6	45.8	11.6	84.3	13.4	2.3	53.9	46.1
REGION I TOTALS	41.6	56.2	2.3	32.9	65.2	1.8	24.3	69.8	5.9	43.3	48.7	7.9	79.0	19.9	1.1	53.0	47.0
Q2 - Recorders Court	45.3	54.4	.3	37.0	62.7	.3							81.6	18.4		46.8	53.2
82 - Wayne County	32.0	60.6	7.4	15.7	76.1	8.2	24.3	69.8	5.9	43.3	48.7	7.9	70.8	24.7	4.5	74.5	25.5
REGION II TOTALS	38.9	55.4	5.7	10.3	85.4	4.3	20.9	72.8	6.3	45.3	46.4	8.3	85.2	11.8	3.0	61.3	38.7
06 - Oakland	39.9	54.8	5.2	6.7	88.8	4.5	16.2	78.8	5.0	45.1	47.2	7.7	87.7	9.5	2.8	62.9	37.1
16 - Macomb	47.0	50.6	2.4	17.9	80.8	1.3	27.6	70.7	1.7	49.0	46.5	4.5	84.6	14.7	.7	70.5	29.5
22 - Washtenaw	46.8	43.1	10.1	13.1	77.0	9.8	30.6	56.9	12.5	53.2	33.5	13.3	87.6	8.6	3.8	58.3	41.7
31 - St. Clair	40.8	53.2	6.0	18.9	79.2	1.9	9.5	85.7	4.8	36.4	52.3	11.4	97.4	2.6		42.9	57.1
35 - Shiawassee	35.6	55.9	8.5	15.8	78.9	5.3	7.1	85.7	7.1	50.0	28.6	21.4	83.3	16.7		22.2	77.8
38 - Monroe	35.3	63.2	1.5	14.5	85.5		32.7	63.3	4.1	59.7	37.7	2.6	87.5	12.5		81.3	18.7
39 - Lenawee	19.4	70.2	10.3	2.2	88.8	9.0	13.0	78.3	8.7	24.8	62.9	12.4	64.0	28.0	8.0	66.7	33.3
44 - Livingston	26.4	70.8	2.8	4.0	96.0		15.4	84.6		44.0	48.0	8.0	55.6	44.4		80.0	20.0
07 - Genesee	45.3	51.3	3.4	10.8	87.8	1.4	30.0	67.5	2.5	50.5	43.9	5.6	81.3	16.4	2.3	50.0	50.0
10 - Saginaw	36.4	52.6	11.0	12.6	80.7	6.7	21.9	65.6	12.5	42.0	41.2	16.8	84.7	6.9	8.3	25.0	75.0
18 - Bay	28.4	68.1	3.5	11.8	82.4	5.3	9.4	90.6		42.1	56.2	1.7	74.3	20.0	5.7	81.3	18.7
24 - Huron, Sanilac	28.6	65.5	5.9	4.4	95.6		15.0	75.0	10.0	39.5	47.4	13.2	87.5	12.5		75.0	25.0
40 - Lapeer, Tuscola	30.1	60.2	9.8	5.8	88.5	5.8	38.1	42.9	19.0	38.9	50.0	11.1	85.7	7.1	7.1	46.2	53.8
REGION III TOTALS	36.9	51.0	12.1	9.7	78.6	11.7	21.3	62.0	16.7	41.9	42.8	15.3	91.5	5.4	3.1	50.9	49.1
01 - Hillsdale	44.3	54.3	1.4	10.7	85.7	3.6	42.9	57.1		61.5	38.5		100.0			50.0	50.0
02 - Berrien	34.4	63.6	2.0	4.3	93.5	2.2	10.2	87.8	2.0	40.2	57.1	2.7	98.1	1.9		55.6	44.4
04 - Jackson	53.0	43.8	3.2	7.3	87.2	5.5	15.0	82.5	2.5	34.9	59.7	5.4	95.3	4.3	.4	49.5	50.5
05 - Barry, Eaton	25.4	65.2	9.4	6.4	88.1	5.5	20.7	70.0	3.3	43.1	38.9	18.1	84.6	7.7	7.7	77.5	22.5
09 - Kalamazoo	47.2	46.8	6.0	13.3	81.1	5.6	17.6	67.6	14.7	53.2	39.6	7.2	98.5	1.5		50.0	50.0
15 - Branch	43.9	50.0	6.1	24.0	68.0	8.0	45.5	54.5		50.0	41.7	8.3	100.0			22.2	77.8
30 - Ingham	27.9	55.5	16.6	7.1	77.2	15.8	16.1	67.8	16.1	31.7	48.9	19.5	74.4	14.0	11.6	56.0	44.0
36 - Van Buren	36.0	40.7	23.3	10.9	70.9	18.2	24.0	44.0	32.0	52.5	18.6	28.8	100.0			100.0	
37 - Calhoun	44.3	46.6	9.2	16.9	75.3	7.9	36.2	46.6	17.2	53.6	36.2	10.1	93.5	6.5		57.7	42.3
43 - Cass	34.3	44.3	21.4	17.2	69.0	13.8	26.3	47.4	26.3	50.0	12.5	37.5	100.0			57.1	42.9
45 - St. Joseph	49.5	45.4	5.2	20.5	74.4	5.1	36.4	54.5	9.1	69.4	25.0	5.6	100.0			100.0	
08 - Ionia, Montcalm	48.2	50.0	1.8	5.8	88.5	5.8	7.7	92.3		42.9	57.1		98.3	1.7		31.8	68.2
14 - Muskegon	31.4	54.7	13.9	7.8	82.3	9.9	14.0	61.4	24.6	32.2	49.8	18.0	84.6	12.8	2.6	68.3	31.7
17 - Kent	35.2	42.1	22.7	11.2	66.8	22.1	23.4	46.9	29.7	47.2	26.1	26.7	99.1	4.4	7.4	37.3	62.7
20 - Ottawa	18.4	75.0	6.6	4.2	87.5	8.3	20.0	80.0		42.9	52.4	4.8	100.0			80.0	20.0
27 - Mecosta, Newaygo, Oceana	53.3	33.3	13.3	23.1	53.8	23.1	66.7	33.3		66.7	22.2	11.1	100.0			33.3	66.7
29 - Clinton, Gratiot	24.8	71.3	4.0	6.4	91.5	2.1	18.8	81.2		38.7	51.6	9.7	100.0			75.0	25.0
48 - Allegan	30.4	65.9	3.7	7.8	90.2	2.0	11.8	88.2		40.0	54.0	6.0	88.2	5.9	5.9	57.1	42.9
19 - Lake, Manistee, Mason	14.9	63.4	21.8	4.3	83.0	12.8	20.0	53.3	26.7	22.2	47.2	30.6	66.7		33.3	8.3	91.7
DISTRICT VI TOTALS	23.6	59.7	16.7	3.8	79.7	16.5	21.8	64.1	14.1	32.8	45.7	21.5	75.7	17.9	6.4	43.6	56.4
23 - Alcona, Iosco, Oscoda	44.2	51.2	4.7	18.8	75.0	6.3	22.2	66.7	11.1	73.3	26.7		100.0			53.8	46.2
26 - Alpena, Mont., Pres. Is., Chebo.	31.5	62.9	5.6	6.5	90.3	3.2	26.1	69.6	4.3	40.9	50.0	9.1	84.6	7.7	7.7	25.0	75.0
28 - Benzle, Missaukee, Wexford	24.1	65.1	10.8	6.8	79.5	13.6	33.3	58.3	8.3	40.9	50.0	9.1	80.0	20.0		33.3	66.7
33 - Emmet, Charlevoix	27.3	70.9	1.8		100.0			100.0		44.0	52.0	4.0	40.0	60.0		55.6	44.4
34 - Arenac, Ogemaw, Roscommon	8.3	29.2	62.5		27.5	72.5	4.5	36.4	59.1	13.3	30.0	56.7	75.0		25.0	7.5	92.5
46 - Crawford, Kalkaska, Otsego	25.8	69.7	4.5	3.7	96.3		33.3	55.6	11.1	22.7	68.2	9.1	100.0			57.1	42.9
13 - Antrim, G. Traverse, Leelanau	28.6	44.9	26.5	5.1	71.8	23.1	42.9	50.0	7.1	28.1	28.1	43.8	84.6		15.4	60.0	40.0
21 - Clara, Isabella, Gladwin, Osceola	20.1	63.8	16.1	1.7	88.1	10.2	28.0	68.0	4.0	26.8	44.6	28.6	77.8	11.1	11.1	75.0	25.0
42 - Midland	19.7	77.0	3.3		100.0		8.7	87.0	4.3	34.1	55.5	7.3	61.5	38.5		84.6	15.4
DISTRICT VII TOTALS	30.3	68.3	1.4	7.9	91.3	.8	18.2	80.3	1.5	30.5	66.7	2.9	94.6	5.4		68.5	31.5
11 - Alger, Chippewa, Luce, Schoolcraft	42.9	57.1		4.8	95.2		20.0	80.0		42.9	57.1		100.0			61.9	38.1
12 - Baraga, Houghton, Keweenaw	30.8	61.5	7.7		100.0		33.3	66.7		42.9	28.6	28.6	100.0				
25 - Marquette	35.5	63.4	1.1	11.5	84.6	3.8	11.1	88.9		17.6	82.4		95.8		4.2	87.5	12.5
32 - Gogebic, Ontonagon	18.2	81.8			100.0		20.0	80.0		50.0	50.0					25.0	75.0
33 - Mackinac		100.0			100.0			100.0			100.0					85.7	14.3
41 - Dickinson, Iron, Menominee	20.0	77.1	2.9	10.0	90.0		13.3	80.0	6.7	11.8	82.4	5.9	87.5	12.5			
47 - Delta	30.0	70.0		12.5	87.5		16.7	83.3		52.2	47.8		100.0			90.0	10.0

* Osceola County was moved to Region III but remained in the count for circuit court number 21

CRIMINAL COURT DISPOSITIONS FOR THE YEAR 1976

By Probation Regions and Districts

OFFENSES FOR WHICH THE MAXIMUM IS MORE THAN ONE YEAR

Figure A1b

PROBATION DISTRICTS AND REGIONS	TOTAL CASES				GROUP A				GROUP B				GROUP C				GROUP D				LESSER PENALTY		
	Total	Pris.	Prob.	Jail Fine	Total	Pris.	Prob.	Jail Fine	Total	Pris.	Prob.	Jail Fine	Total	Pris.	Prob.	Jail Fine	Total	Pris.	Prob.	Jail Fine	Total	Prob.	Jail Fine
STATE TOTALS	18440	7121	10148	1171	9101	2135	6554	412	1722	369	1171	182	4324	1842	1980	502	3293	2775	443	75	3353	1808	1545
REGION I TOTALS	7510	3121	4219	170	5437	1791	3546	100	202	49	141	12	554	240	270	44	1317	1041	262	14	1954	1036	918
Q2 - Recorder's Court	5409	2449	2945	15	4404	1629	2760	15									1005	820	185		1514	708	806
82 - Wayne County	2101	672	1274	155	1033	162	786	85	202	49	141	12	554	240	270	44	312	221	77	14	440	328	112
REGION II TOTALS	5012	1948	2778	286	1589	164	1357	68	670	140	488	42	1756	795	815	146	997	849	118	30	620	380	240
06 - Oakland	1663	664	912	87	490	33	435	42	222	36	175	11	561	253	265	43	390	342	37	11	315	198	117
16 - Macomb	545	256	276	13	151	27	122	2	58	16	41	1	200	98	93	9	136	115	20	1	132	93	39
22 - Washtenaw	457	214	197	46	122	16	94	12	72	22	41	9	158	84	53	21	106	92	9	4	12	7	5
31 - St. Clair	201	82	107	12	53	10	42	1	21	2	18	1	88	32	46	10	39	38	1		56	24	32
35 - Shiawassee	59	21	33	5	19	3	15	1	14	1	12	1	14	7	4	3	12	10	2		9	2	7
38 - Monroe	266	94	168	4	124	18	106	6	49	16	31	2	77	46	29	2	16	14	2		16	13	3
39 - Lenawee	242	47	170	25	89	2	79	8	23	3	18	2	105	26	66	13	25	16	7	2	3	2	1
44 - Livingston	72	19	51	2	25	1	24		13	2	11		25	11	12	2	9	5	4		5	4	1
07 - Genesee	530	240	272	18	148	16	130	2	40	12	27	1	214	108	94	12	128	104	21	3	10	5	5
10 - Saginaw	390	142	205	43	135	17	109	9	64	14	48	8	119	50	49	20	72	61	5	6	16	4	12
18 - Bay	345	98	235	12	136	16	112	8	53	5	48		121	51	68	2	35	26	7	2	16	13	3
24 - Huron, Sanilac	119	34	78	7	45	2	43		20	3	15	2	38	15	18	5	16	14	2		4	3	1
40 - Lapeer, Tuscola	123	37	74	12	52	3	46	3	21	8	9	4	36	14	18	4	14	12	1	1	26	12	14
REGION III TOTALS	4764	1756	2432	576	1633	158	1284	191	642	137	398	107	1644	688	704	252	845	773	46	26	530	270	260
01 - Hillsdale	70	31	38	1	28	3	24	1	7	3	4		26	16	10		9	9			4	2	2
02 - Berrien	305	105	194	6	92	4	86	2	49	5	43	1	112	45	64	3	52	51	1		18	10	8
04 - Jackson	568	301	249	18	109	8	95	6	40	6	33	1	186	65	111	10	233	222	10	1	99	49	50
05 - Barry, Eaton	224	57	146	21	109	7	96	6	30	8	21	1	72	31	28	13	13	11	1	1	40	31	9
09 - Kalamazoo	301	142	141	18	90	12	73	5	34	6	23	5	111	59	44	8	66	65	1		10	5	5
15 - Branch	66	29	33	4	25	6	17	2	11	5	6		24	12	10	2	6	6			18	4	14
30 - Ingham	578	161	321	96	184	13	142	29	87	14	59	14	221	70	108	43	86	64	12	10	116	65	51
36 - Van Buren	150	54	61	35	55	6	59	10	25	6	11	8	59	31	11	17	11	11			3	3	
37 - Calhoun	262	116	122	24	89	15	67	7	58	21	27	10	69	37	25	7	46	43	3		26	15	11
43 - Cass	70	24	31	15	29	5	20	4	19	5	9	5	16	8	2	6	6	6			7	4	3
45 - St. Joseph	97	48	44	5	39	8	29	2	11	4	6	1	36	25	9	2	11	11			1	1	
08 - Ionia, Montcalm	166	80	83	3	52	3	46	3	13	1	12		42	18	24		59	58	1		22	7	15
14 - Muskegon	481	151	263	67	141	11	116	14	57	8	35	14	205	66	102	37	78	66	10	2	41	28	13
17 - Kent	983	346	414	223	385	43	257	85	145	34	68	43	318	150	83	85	135	119	6	10	75	28	47
20 - Ottawa	76	14	57	5	48	2	42	4	5	1	4		21	9	11	1	2	2			5	4	1
27 - Mecosta, Newaygo, Oceana	30	16	10	4	13	3	7	3	3	2	1		9	6	2	1	5	5			6	2	4
29 - Clinton, Gratiot	101	25	72	4	47	3	43	1	16	3	13		31	12	16	3	7	7			8	6	2
48 - Allegan	135	41	89	5	51	4	46	1	17	2	15		50	20	27	3	17	15	1	1	7	4	3
19 - Lake, Manistee, Mason	101	15	64	22	47	2	39	6	15	3	8	4	36	8	17	11	3	2		1	24	2	22
DISTRICT VI TOTALS	801	189	478	134	316	12	252	52	142	31	91	20	265	87	121	57	78	59	14	5	195	85	110
23 - Alcona, Iosco, Oscoda	43	19	22	2	16	3	12	1	9	2	6	1	15	11	4		3	3			26	14	12
26 - Alpena, Mont., Pres. Is., Chebo.	89	28	56	5	31	2	28	1	23	6	16	1	22	9	11	2	13	11	1	1	20	5	15
28 - Benzie, Missaukee, Wexford	83	20	54	9	44	3	35	6	12	4	7	1	22	9	11	2	5	4	1		9	3	6
33 - Emmet, Charlevoix	55	15	39	1	15	5	15	5	5	5			25	11	13	1	10	4	6		9	5	4
34 - Arenac, Ogemaw, Roscom	96	8	28	60	40		11	29	22	1	8	13	30	4	9	17	4	3		1	53	4	49
46 - Crawford, Kalkaska, Otsego	66	17	46	3	27	1	26	9	3	5	1		22	5	15	2	8	8			28	16	12
13 - Antrim, G. Traverse, Leelanau	98	28	44	26	39	2	28	9	14	6	7	1	32	9	9	14	13	11		2	5	3	2
21 - Clare, Isabella, Gladwin, Osceola	149	30	95	24	59	1	52	6	25	7	17	1	56	15	25	16	9	7	1	1	32	24	8
42 - Midland	122	24	94	4	45		45		23	2	20	1	41	14	24	3	13	8	5		13	11	2
DISTRICT VII TOTALS	353	107	241	5	126	10	115	1	66	12	53	1	105	32	70	3	56	53	3		54	37	17
11 - Alger, Chippewa, Luce, School.	70	30	40		21	1	20		15	3	12		14	6	8		20	20			21	13	8
12 - Baraga, Houghton, Keweenaw	26	8	16	2	8		8		9	3	6		7	3	2		2	2					
25 - Marquette	93	33	59	1	26	3	22	1	9	1	8		34	6	28		24	23			8	7	1
32 - Gogebic, Ontonagon	22	4	18		11		11		5	1	4		6	3	3						8	2	6
33 - Mackinac	12		12		6		6		1		1		4		4		1				7	6	1
41 - Dickinson, Iron, Menominee	70	14	54	2	30	3	27		15	2	12	1	17	2	14	1	8	7	1				
47 - Delta	60	18	42		24	3	21		12	2	10		23	12	11		1	1			10	9	1

*Osceola County was moved to Region III but remains in the count for circuit court number 21.

CRIMINAL COURT DISPOSITIONS FOR THE YEAR 1976

Based on data supplied by Felony Courts

OFFENSES AND TYPE OF DISPOSITION, BY FREQUENCY OF CASES

Figure A2

(Disposition may in some cases include convictions for "Attempts")

Complied Law	OFFENSE		Total Cases	Prison	Probation	Jail Fine	Other Dispos.
	GRAND TOTALS		20249	7121	10148	1171	1809
750.110	Break and Enter	10	2787	958	1414	125	290
750.360	Larceny From Building	4	2277	563	1332	234	148
750.227	Carrying Concealed Weapons	5	1636	262	1155	81	138
750.529	Robbery, Armed	LIFE	1097	976	75	7	39
335.20	Non-Narcotic Drugs, Possession	2	900	119	689	36	56
750.535	Receiving Stolen Property	5	843	319	351	57	116
750:356A	Larceny from Motor Vehicle or Trailer	5	737	182	375	44	136
750.82	Felonious Assault	4	614	152	364	47	51
335.19	Non-Narcotic Drugs, Sale, Dist, Mfg.	7	515	161	288	15	51
750.89	Assault W/Intent to Rob and Steal, Armed	LIFE	513	332	165	4	12
750.110	Break and Enter Occupied Dwelling	15	451	177	161	23	90
750.249	Uttering and Publishing	14	444	148	229	24	43
750.530	Robbery, Unarmed	15	434	209	198	8	19
335.06	Marihuana, Sale, Dist, Mfg.	4	397	42	219	25	111
750.356	Larceny Over \$100	5	365	97	184	30	54
750.111	Entering W/O Breaking	5	349	81	224	25	19
335.02	Narcotic Drugs, Sale, Dist, Mfg.	20	344	202	104	8	30
750.414	UDAA Without Intent to Steal	2	335	57	190	70	18
750.413	Unlawfully Driving Away an Automobile	2	323	100	156	21	46
750.357	Larceny from Person	10	293	122	137	13	21
335.03	Narcotic Drugs, Possession	4	281	80	165	16	20
750.193	Breaking, Escaping Prison or Attempt	5	267	242	7	16	2
750.131A	Checks W/O Account or W/O Suff. Funds	2	257	40	174	29	14
750.317	Murder, Second Degree	LIFE	227	209	14		4
750.92	Attempt to Commit Crime W/penalties Under 5	2	223	10	106		7
750.321	Manslaughter	15	183	117	57	4	5
750.84	Assault W/Intent Gr. Bod. Hrm. Less Murder	10	174	91	67	1	15
750.520E	Criminal Sexual Conduct, 4th Degree	2	167	18	117	21	11
750.479	Resisting, Obstructing Officer	2	154	15	90	30	19
750.520B	Criminal Sexual Conduct, 1st Degree	LIFE	154	124	25	1	4
750.520C	Criminal Sexual Conduct, 2nd Degree	15	150	55	76	5	14
750.218	False Pretenses W/Intent to Defraud	10	129	45	66	11	7
750.324	Negligent Homicide	2	128	6	101	9	12
750.248	Forgery of Records-Other Instruments	14	121	36	58	9	18
750.83	Assault W/ Intent to Commit Murder	LIFE	116	83	29	1	3
750.316	Murder, First Degree	LIFE	100	100			
400.60	False State-Obtain Relief Over \$500	4	99	3	80	3	13
750.520D	Criminal Sexual Conduct, 3rd Degree	15	93	45	40	2	6
335.10	Hallucinogens, Sale, Dist.,Mfg.	7	85	13	61	6	5
750.377A	Malicious Destruction Personal Prop.	4	82	5	55	7	15
750.174	Embz.-Agt, Serv, Emp, Trust. Over\$100	10	62	7	37	4	14
750.157P	Intent to Sell or Use Credit Cards	4	59	11	41	4	3
750.157Q	Sale, Use Credit Cards Unlawfully Obtained	4	59	15	29	12	3
750.362	Larceny by Conversion Over \$100	5	55	18	28	4	5
752.861	Careless Use of Firearms to Kill	2	53	5	42	3	3

CRIMINAL COURT DISPOSITIONS FOR THE YEAR 1976

Based on data supplied by Felony Courts

OFFENSES AND TYPE OF DISPOSITION, BY FREQUENCY OF CASES

Figure A2

(Disposition may in some cases include convictions for "Attempts")

Compiled Law	OFFENSES		Total Cases	Prison	Probation	Jail Fine	Other Dispos.
750.380	Malicious Dest. of Building Over \$100	4	53	2	38	6	7
750.520G	Criminal Sexual Conduct, Asslt, W/I to Commit	10	52	24	25	1	2
750.520	Rape	LIFE	49	24	21	1	3
750.88	Assault W/I to Rob and Steal Unarmed	15	44	23	20	1	
257.625	Drive M.V. Addict or Intox. 3rd Offense	10	42	4	22	10	6
750.72	Burning a Dwelling House	20	41	12	24	1	4
750.349	Kidnaping	LIFE	39	32	6		1
750.224	Mfg. or Possession of Illegal Weapons	5	37	3	22		12
750.77	Preparing to Burn-Value Over \$50	4	32	6	21	1	4
750.505	Common Law Offense, No Express Penalty	5	31	16	12		3
257.617	Leaving Scene of P.I. Accident	5	29		22	3	4
750.73	Burning Other Real Property	10	29	16	8	3	2
750.136	Cruelty to Children	4	29	9	15		5
752.811	Break and Enter Coin Oper. Devices	3	28	7	14		7
750.157A	Conspiracy	LIFE	26	13	9		4
750.213	Extortion	20	25	7	18		
750.338	Gross Indecency Between Males	5	25	7	12	2	4
750.253	Uttering Counterfeit Notes	5	22	4	17		1
800.283	Weapons, Prohibit Furnish in Prison	5	21	21			
750.199A	Absconding or Forfeiting Bond	4	19	10	6	3	
750.85	Assault W/Intent to Rape	10	19	8	10	1	
335.153A	Narcotics Obtained by Fraud, Forgery	4	19	2	14	1	2
750.226	Carry Weapon With Unlawful Intent	5	18	3	13		2
750.74	Burning Real Property	4	16	5	8	1	2
769.12	Fourth Felony Offender	LIFE	14	10	4		
769.10	Habitual Criminal, Second Felony	LIFE	13	10		3	
750.531	Bank Safe and Vault Robbery	LIFE	13	9	3	1	
750.336	Indecent Liberties With Child	10	13	7	4	2	
750.338B	Gross Indecency Between Male and Female	5	13	3	7	2	1
750.116	Possession of Burglars Tool	10	13	5	7		1
752.191	Felonious Driving	2	13	3	8		2
257.254	Possession Stolen Auto	10	12	4	6		2
750.422	Perjury	15	12	4	7		1
750.377B	Mal. Dest. Police or Fire Dept. Prop.	4	12	3	8	1	
650.452	Keeping House of Ill Fame	5	10	1	6	3	
335.11	Hallucinogens	1	10		10		
750.479A	Driver Assault Police	2	10	1	5	3	1
769.11	Habitual Criminal, Third Felony	LIFE	10	10			
750.161	Desertion and Non-Support	3	10		6	1	3
750.377	Malicious Destruction of Animals	4	9	2	7		
750.363	Larceny By False Personation	5	9	3	6		
750.540	Cut, Break, Tape Wire or Cable	2	9		8	1	
750.211A	Explosive Devices, Use or Possession	4	8		7	1	
750.157N	Theft of Credit Cards	4	7	3	2	2	
750.362A	Larceny of Rented MV/Trailer Over \$100	2	7	1	3	2	1
570.152	Violation of Building Trust Act	3	7		6		1
750.357A	Larceny Livestock	4	7	1	6		
338.1516	Residential Builders Act, Violation Of	2	6		4	2	
750.75	Burning Insured Property	10	6	1	5		

CRIMINAL COURT DISPOSITIONS FOR THE YEAR 1976
Based on data supplied by Felony Courts

OFFENSES AND TYPE OF DISPOSITION, BY FREQUENCY OF CASES

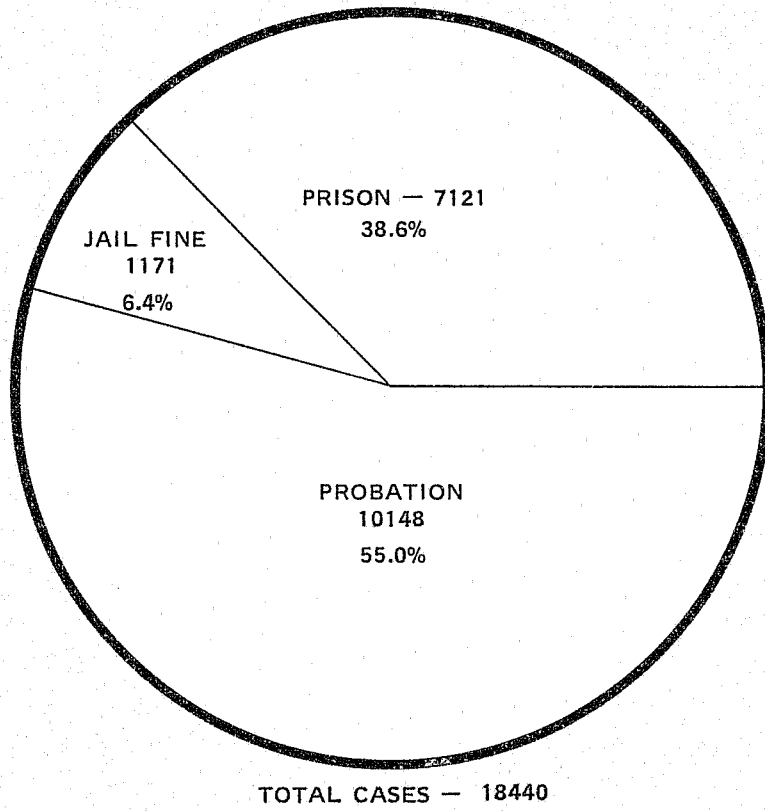
Figure A2

(Disposition may in some cases include convictions for "Attempts")

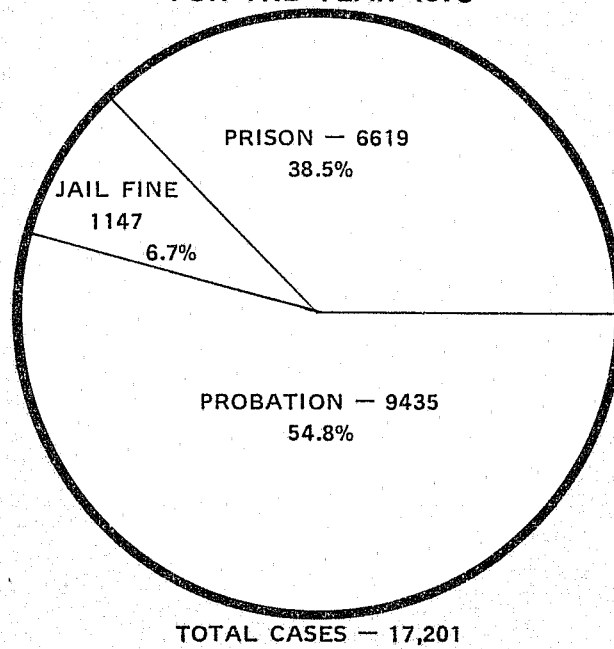
Complied Law	OFFENSES		Total Cases	Prison	Probation	Jail Fine	Other Dispos.
750.165	Refusing to Support Wife or Children	4	6	1	4		1
750.158	Sodomy	15	6	4	1		1
750.423	Perjury- Willfully Swear Falsely	15	6	2	3	1	
800.281	Transport Contraband Into Prison	5	6	2	2		2
257.257	Alter Regis., Plates, Poss. Forged Reg.	5	5		3	1	1
800.285	Transport Drugs Into Prison	5	5	3	2		
750.455	Pandering	20	5	1	2	2	
750.230	Pistols, Alteration Of	2	5		3	2	
750.177	Conceal Mortgaged Prop. Over \$100	2	4	1	2	1	
750.303	Keep Gaming Room For Hire, Gain	2	4		4		
750.175	Embz-Public Officer, Agent, Servant	10	4	2	2		
300.17	Resist, Obstruct Conservation Officer	2	4		3	1	
335.67	Obtain Drugs Unlawfully	4	3		3		
750.383A	Malicious Destruction Machinery/Equip/Tools	4	3		2		1
750.254	Possession of Forged Notes	5	3	1	2		
750.451	Accosting and Soliciting, Third Offense	2	3			3	
750.187	Aid Escape from St. Mental Inst.	4	2	1	1		
750.251	Forgery of Bank Bills and Notes	7	2		2		
750.181	Embezzle Prop. Belonging to Self and Others	10	2		1	1	
750.329	Death, Firearm Without Malice	15	2	1	1		
750.197C	Jail Break, Armed	4	2	2			
750.350	Enticing Away Child Under 14 Years	LIFE	2		1		1
750.157U	Forge CD.Holder signature-Overcharge	4	2		1	1	
750.279	Fraudulent Disp. Personal Prop.	4	2		2		
750.30	Adultery	4	2		2		
750.87	Assault W/I to Commit Felony	10	2	2			
750.211	Conspiracy to Possess Explosives	5	2		1	1	
750.183	Aid Escape of and Rescue Prisoners	7	2		1		1
750.149	Compound a Felony-Life Penalty Offense	4	2		1	1	
750.117	Bribery of Public Officer	4	2		2		
750.145B	Accost Solicit Child, Second Offense	4	2	1		1	
451.809	Violate Security Act	3	1	1			
750.11	Abduction, Compel Women to Marry	LIFE	1	1			
750.14	Abortion	4	1	1			
335.18	Non-Narcotics Drugs, Unlawful Use	1	1				1
752.542	Inciting to Riot	10	1	1			
750.219A	Fraudulent Use of Tel. Credit Card Over \$100	4	1				1
335.14	Marihuana, Dist. to Minors	8	1	1			
767.39	Procures, Counsel,Aid,Abet Commit Crime	LIFE	1				1
750.280	Gross Frauds & Cheats at Common Law	10	1		1		
259.183	Unlawfull Use of Aircraft	5	1		1		
750.425	Incite or Procure to Commit Perjury	5	1		1		
750.459	Transporting Female for Prostitution	20	1			1	
750.12	Abduction, Intent to Compel to Marry	10	1	1			
750.157R	Forg/Alter/Counterfeiting of Credit Cards	4	1		1		
750.397	Mayhem	10	1		1		
750.176	Embezzlement by Asministrator	10	1		1		
750.457	Accept Earnings of Prostitute	20	1		1		

**CRIMINAL COURT DISPOSITIONS
FOR THE YEAR 1976**


Figure A4



**CRIMINAL COURT DISPOSITIONS
FOR THE YEAR 1975**



prison commitments



In 1976 prison commitments increased 373, or 6 per cent over 1975. The 6,596 people received during the year was a new high and more than doubled the number received in 1966. While flat life sentences for first-degree murder were down 15 from 1975, regular life sentences increased by 48, or 66 per cent over 1975.

Table B1 shows prison commitments for the year by type of crime. The maximum term for each crime is set by statute, so all persons convicted of the same crime will have the same maximum sentence. The distribution of minimum terms handed down by the judge is shown in this table. The judge can set the minimum at any point up to two-thirds of the maximum.

Under Michigan law, "good time" allowances reduce both the minimum and the maximum upon good prison behavior according to a legally defined formula.

The remaining tables in this section describe some characteristics of the population received and those confined in Michigan prisons in 1976.

MICHIGAN DEPARTMENT OF CORRECTIONS - 1973 COMMITMENTS
OFFENSES IN ORDER OF MAXIMUM TERMS

(INCLUDES ATTEMPTS)

Figure B1

DISTRIBUTION OF MINIMUM TERMS

Completed Laws 1970	OFFENSE AND TERM	Total	1/2	1	1 1/2	2	2 1/2	3	3 1/2	4	4 1/2	5	5 1/2	6	6 1/2	7	7 1/2	8	9	10	11	12	15	20	25	35	* Life	Flat Life	
750.85	Asslt. Com. Rape, Sodomy or Gr. Indec	10	8		1	1	2			1		3																	
750.174	Att. Embz. Agt. Serv. Emp. Over \$100	10	8	2		3	2	1																					
750.336	Indecent Liberties with Child	10	7		3	1		1				1																	
750.116	Possession of Burglars Tools	10	6	1		1		2						1	1														
257.625	Drunk Driving - Third Offense	10	4		3	1																							
750.175	Embz. Public Officer, Agent, Servant	10	1			1																							
750.75	Burning Insured Property	10	1			1																							
335.14	Marihuana, Distribution to Minors	8	4			1		2		1																			
335.19	Non-Narcotics, Sale, Distr. & Mfg.	7	93	1	7	23	23	12	12	5	7	1	2																
335.10	Hallucinogens, Sale, Distr. & Mfg.	7	2					1			1																		
750.252	Poss. Counterfeit Notes W/I Utter	7	1					1																					
750.183	Aid Escape & Rescue of Prisoners	7	1	1																									
750.535	Receiving Stolen Property	5	283	2	48	81	94	19	26	12			1																
750.227	Carrying Concealed Weapons	5	269	2	62	55	69	25	34	19	1	1	1																
750.193	Escape from Prison	5	241	39	167	25	8	1	1																				
750.356A	Larceny from Mtr. Vehicle or Tlr.	5	162	3	31	42	48	14	16	8																			
750.111	Entering Without Breaking	5	90		5	21	31	13	14	6																			
750.413	Unlawfully Driving Away Auto	5	85		12	18	29	9	9	8																			
750.356	Larceny Over \$100	5	84	2	12	26	28	6	6	4																			
750.362	Larceny by Conversion Over \$100	5	19	1	2	5	6	2	2	1																			
750.505	Common Law Off. No Expr. Penalty	5	7			1	2	2	2																				
800.283	Weapons, Prohibit Furnish in Prison	5	7	2	4		1																						
750.338	Gross Indecency Between Males	5	6			1	3			2																			
750.363	Larceny by False Personation	5	3			2	1																						
750.253	Uttering Counterfeit Notes	5	2				1	1																					
800.285	Transport Drugs Into Prison	5	1		1																								
750.226	Carry Weapon With Unlawful Intent	5	1						1																				
750.338A	Gross Indecency Between Females	5	1				1																						
750.224	Mfg. or Poss. Illegal Weapons	5	1		1																								
257.617	Leaving Scene of Pers. Inj. Accident	5	1				1																						
750.360	Larceny from Building	4	584	4	118	206	143	48	62		3																		
335.03	Narcotics, Possession	4	154	4	43	38	45	12	12																				
750.82	Felonious Assault	4	141	1	20	22	53	21	23		1																		

MICHIGAN DEPARTMENT OF CORRECTIONS — 1976 COMMITMENTS
OFFENSES IN ORDER OF MAXIMUM TERMS

Figure B1

(INCLUDES ATTEMPTS)

DISTRIBUTION OF MINIMUM TERMS

Compiled Laws 1970	OFFENSE AND TERM	Total	1/2	1	1 1/2	2	2 1/2	3	3 1/2	4	4 1/2	5	5 1/2	6	6 1/2	7	7 1/2	8	9	10	11	12	15	20	25	35	* Life	Flat Life
750.157Q	Sale or Use of Credit Cards	4	14	4	2	3	4	1																				
750.136	Cruelty to Children	4	10	2	3	2	2	1																				
750.157P	Intent to Sell or Use Credit Cards	4	10	3	2	3	1	1																				
750.337A	Mal. Dest. Property Over \$100	4	10	3	4	1	1	1																				
750.74	Burning of Personal Property	4	9	1	4	2	1	1																				
750.199A	Absconding or Forfeiting Bond	4	7		1	2	2	2																				
750.77	Prepare to Burn Property Over \$50	4	7		3	2		2																				
750.377	Malicious Destruction of Animals	4	4	2	2																							
335.06	Marihuana, Sale, Distr., Mfg,	4	4			2	2																					
400.60	False State-Obtain Relief Over \$500	4	3		2			1																				
750.380	Mal. Dest. of Building Over \$100	4	2					2																				
750.157N	Theft of Credit Cards	4	2		1	1																						
750.377B	Mal. Dest. Police or Fire Dept. Prop.	4	2	1		1																						
750.197C	Jail Break-Armed	4	1			1																						
750.357A	Larceny of Livestock	4	1					1																				
750.145B	Accost/Solicit Child Imm/Purp. 2nd Off.	4	1		1																							
752.811	Enter Vending Machine	3	9	3	2	4																						
451.809	Security Act, Violation Of	3	1	1																								
750.161	Desertion and Non Support	3	1	1																								
750.414	Unlawful Use Auto W/O Intent to Steal	2	77	2	33	41	1																					
750.131A	Checks W/O Acct. or Suff. Funds	2	45	1	18	26																						
335.20	Non-Narcotics Possession	2	45	1	25	19																						
750.520E	Criminal Sexual Conduct, 4th Degree	2	14	1	13																							
750.479	Resisting or Obstructing Officer	2	10	4	6																							
752.861	Careless Use of Firearms	2	7	4	3																							
750.324	Negligent Homicide	2	6	2	4																							
752.191	Felonious Driving	2	2	1	1																							
750.177	Conceal Mortgaged Property Over \$100	2	1		1																							
750.451	Accosting & Soliciting, 3rd Offense	2	1		1																							

* LIFE OR ANY TERM OF YEARS — Actual maximums which range from a few years up to and including life are not stated since the primary purpose of this table is to illustrate the distribution of minimum terms for specific offenses.

NOTE: In a few instances the actual minimum terms have been classified to the next highest half year or full year.

NOTE: All cases listed here in which the minimum exceeds 2/3 of the maximum were sentenced under repeat offender statutes

D

**COMPARISON OF COMMITMENTS FOR 1976 AND 1966
BY REGIONAL PLACE OF BIRTH & BY RACE**

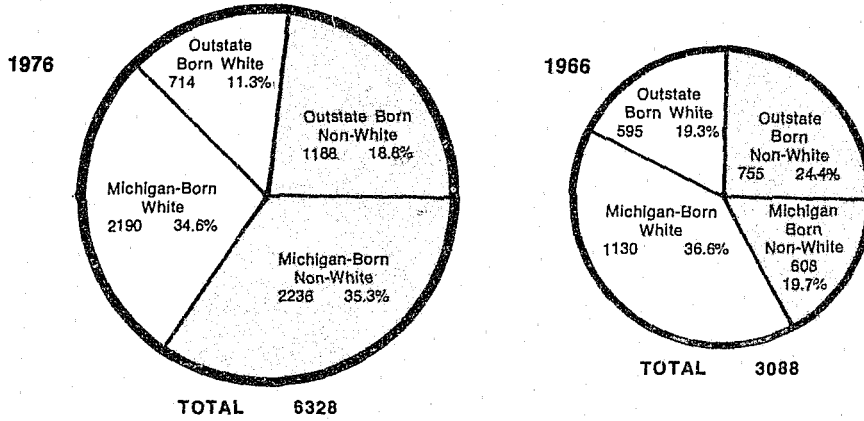


Figure B2

**COMPARISON OF COMMITMENTS FOR 1976 AND 1966
BY AGE, RACE & SEX**

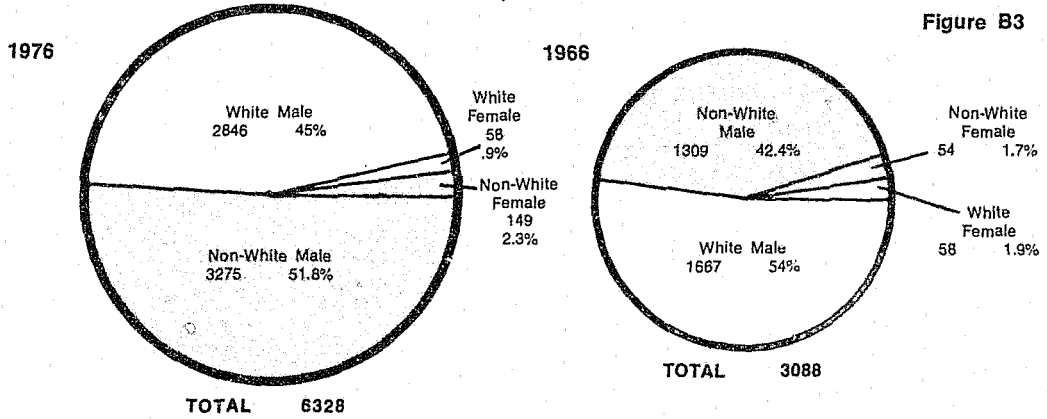


Figure B3

1976 COMMITMENTS
Males Only
6121 Reported

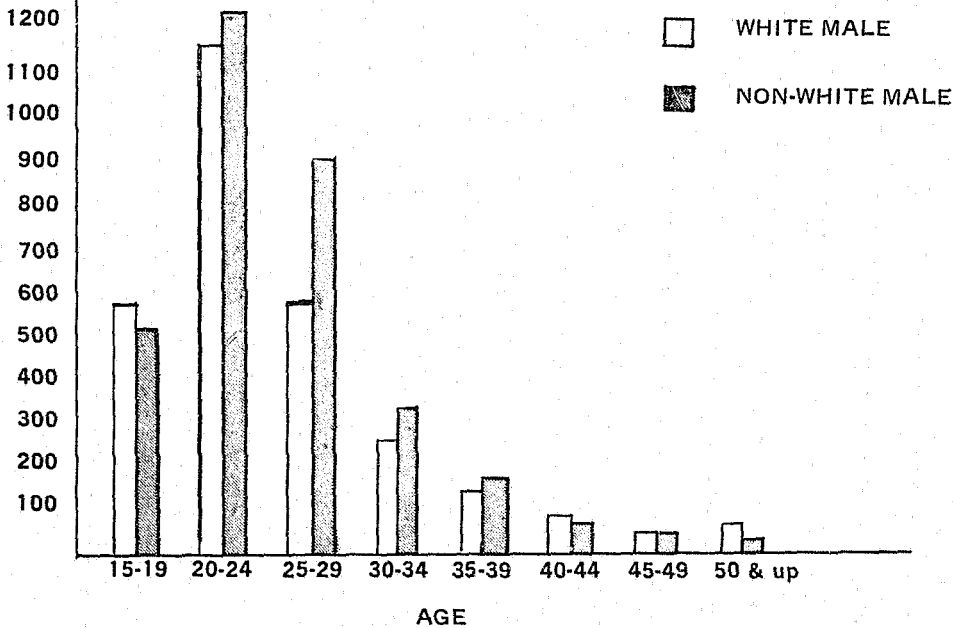


Figure B4

PERSONAL CHARACTERISTICS OF OFFENDERS – 1976 COMMITMENTS

AVERAGE SCHOOL GRADE RATING BY I.Q. GROUPS

Figure B5

I.Q. GROUPS	TOTALS	Grade 1	Grade 2	Grade 3	Grade 4	Grade 5	Grade 6	Grade 7	Grade 8	Grade 9	Grade 10	Grade 11	Grade 12
TOTALS	*3986	2	35	154	553	464	561	497	456	401	345	271	247
0 - 69	63	1	6	12	29	10	1	1	-	2	1	-	-
70 - 79	241	1	15	41	104	44	22	5	8	-	1	-	-
80 - 89	675	-	10	69	194	155	116	59	43	13	15	1	-
90 - 109	2255	-	4	30	215	243	368	375	319	277	202	144	78
110 - 119	636	-	-	2	11	10	51	54	79	97	107	105	120
120 - 129	109	-	-	-	-	-	3	3	9	12	18	19	45
130 - UP	7	-	-	-	-	-	-	-	-	-	1	2	4

*Not including 2610 cases which I.Q. information was not reported or tested.

Psychiatric History			Figure B6		Use of Alcohol			Figure B7	
TOTAL			6596	100%	TOTAL			6596	100%
No History of Referral, Examination or Treatment			4312	65.4%	Not Significant			1534	23.3%
Psychiatric Evaluation or Diagnosis			800	12.1%	Moderate			3102	47.0%
Psychological Evaluation or Diagnosis			396	6.0%	Moderate with Low Tolerance			430	6.5%
Institutionalized for Treatment			456	6.9%	Problem Drinker			870	13.2%
Outpatient Therapy			343	5.2%	Chronic Alcoholic			369	5.6%
Not Reported			289	4.4%	Not Reported			291	4.4%

Use of Drugs			Figure B8		Total Time in Correctional Institutions			Figure B9	
TOTAL			6596	100%	TOTAL			6596	100%
None			2020	30.6%	None			2079	31.5%
Experimentation with Drugs			1541	23.4%	To 1 Year			1572	23.8%
Sustained Use of Addicting Drugs			923	14.0%	1 to 3 Years			1125	17.1%
Occasional Use of Drugs			349	5.3%	3 to 5 Years			490	7.4%
Severely Addicted			1448	21.9%	5 to 10 Years			328	5.0%
Not Reported			315	4.8%	Over 10 Years			166	2.5%
					Not Reported			836	12.7%

PREVIOUS CORRECTIONAL TERMS OF 1976 COMMITMENTS

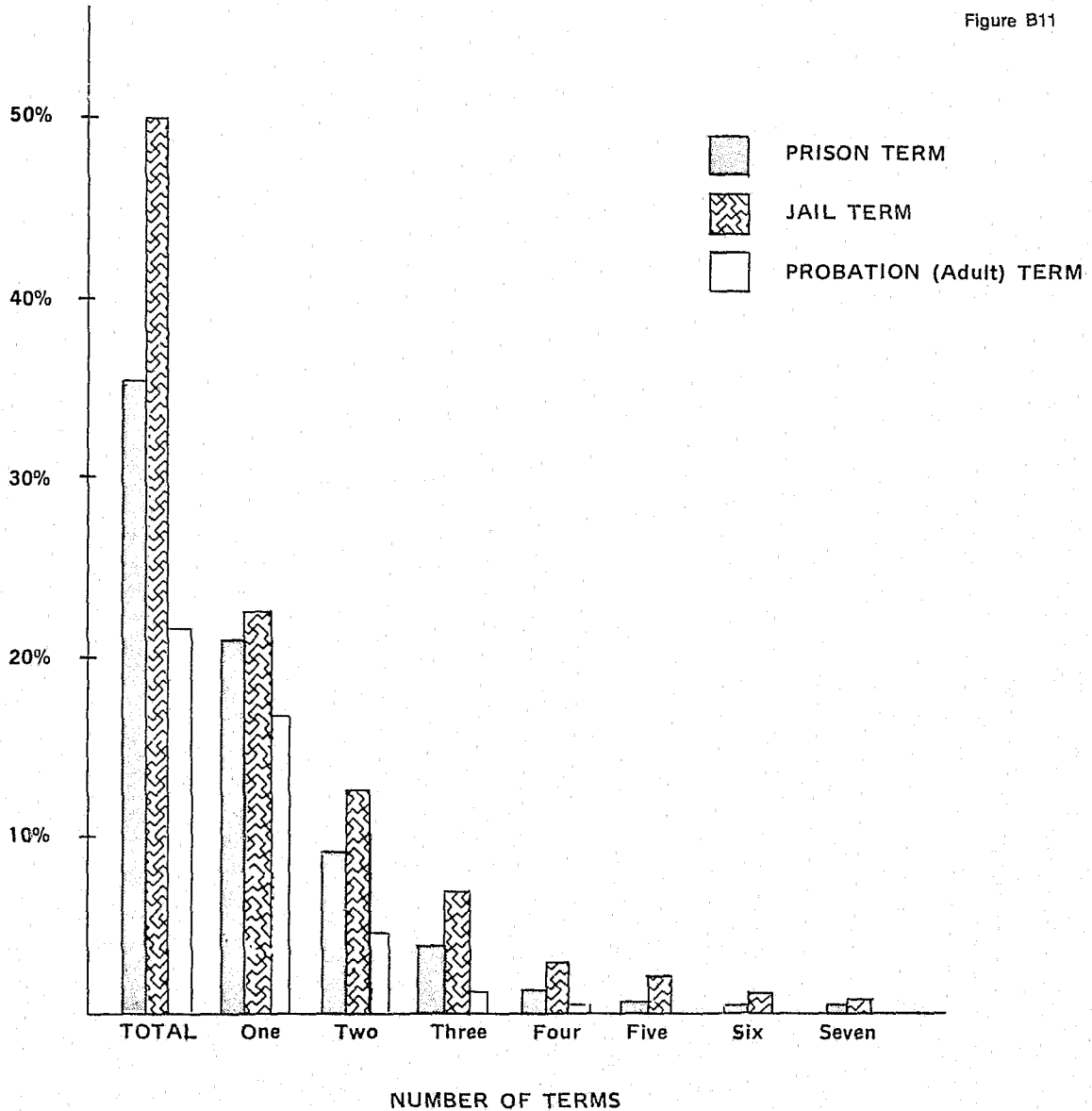
Figure B10

No. of Terms	No. with Prison Term	% of Tot. Commit.	No. with Jail Terms	% of Tot. Commit.	No. with Probation	% of Tot. Commitment
TOTAL	2300	34.9%	3244	49.2%	1396	21.2%
1	1361	20.6%	1473	22.3%	1027	15.6%
2	539	8.2%	825	12.5%	262	4.0%
3	225	3.4%	421	6.4%	73	1.1%
4	90	1.4%	239	3.6%	21	0.3%
5	46	0.7%	145	2.2%	7	0.1%
6	20	0.3%	91	1.4%	6	0.1%
7 or more	19	0.3%	52	0.8%	0	0

GRAND TOTAL OF COMMITMENTS — 6596

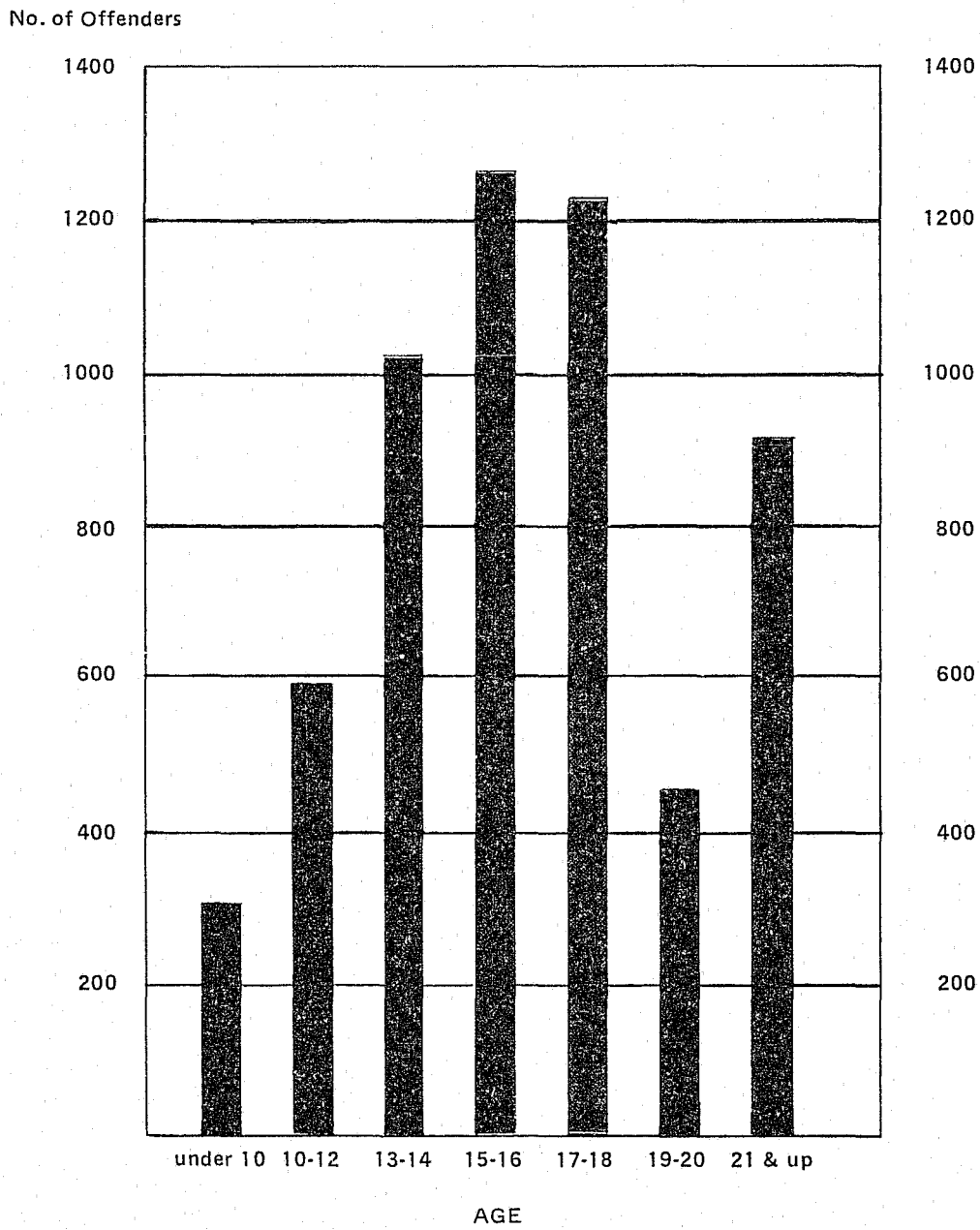
PERCENT OF TOTAL COMMITMENTS

Figure B11



PREVIOUS RECORD OF OFFENDERS
AGE AT FIRST ATTENTION OF AUTHORITIES

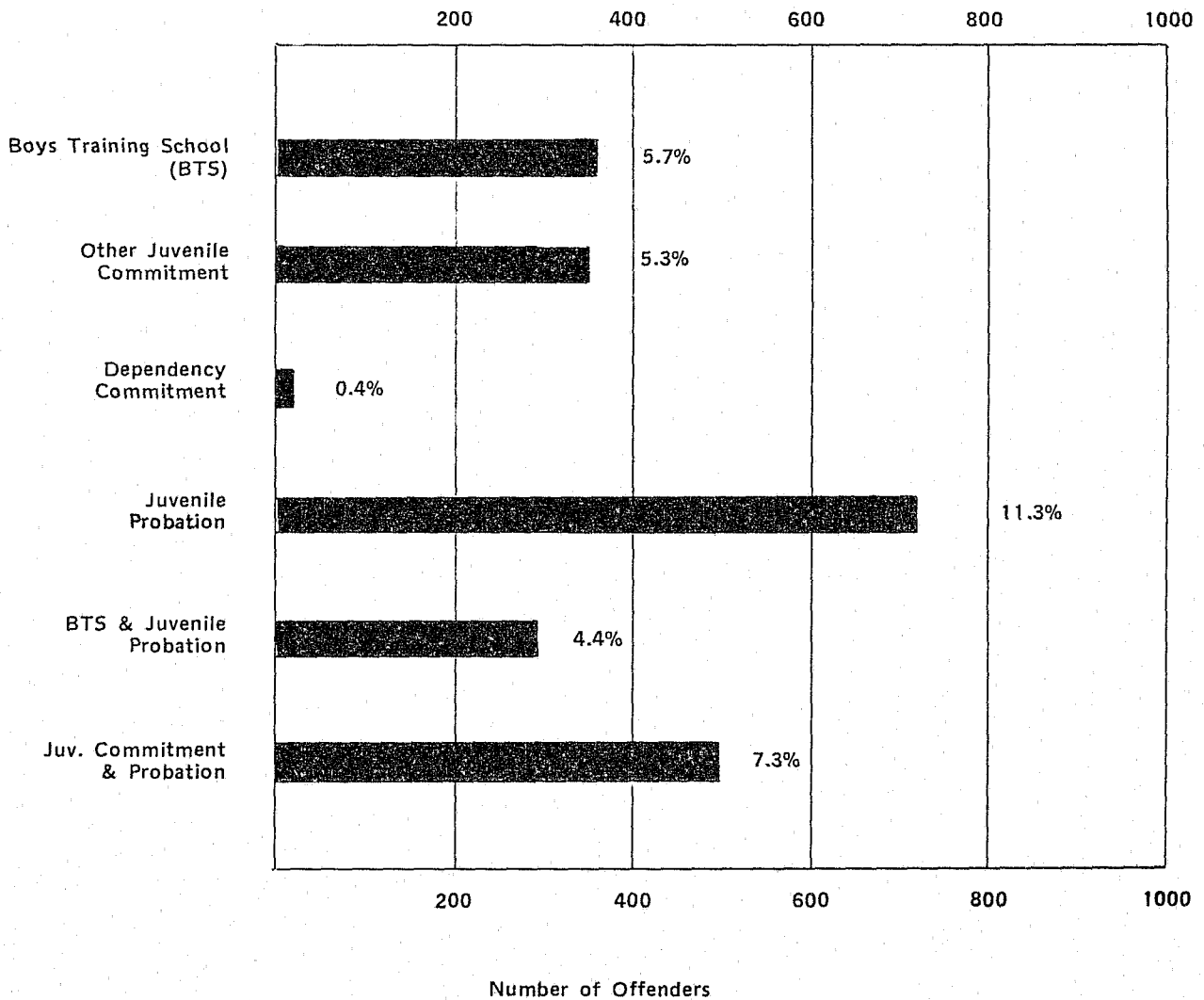
Figure B12



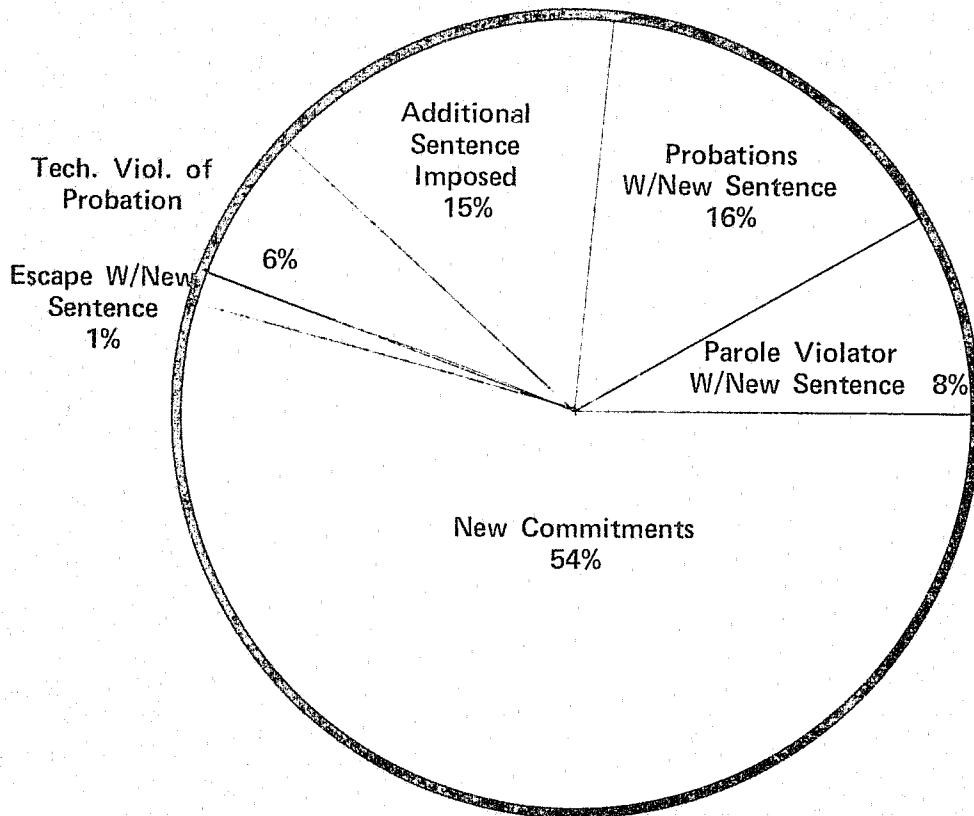
JUVENILE CORRECTIONAL HISTORY

Figure B13

TOTAL COMMITMENTS — 6596
 TOTAL OFFENDERS WITH JUVENILE CORRECTIONS HISTORY — 2265




1976 COMMITMENTS BY TYPE

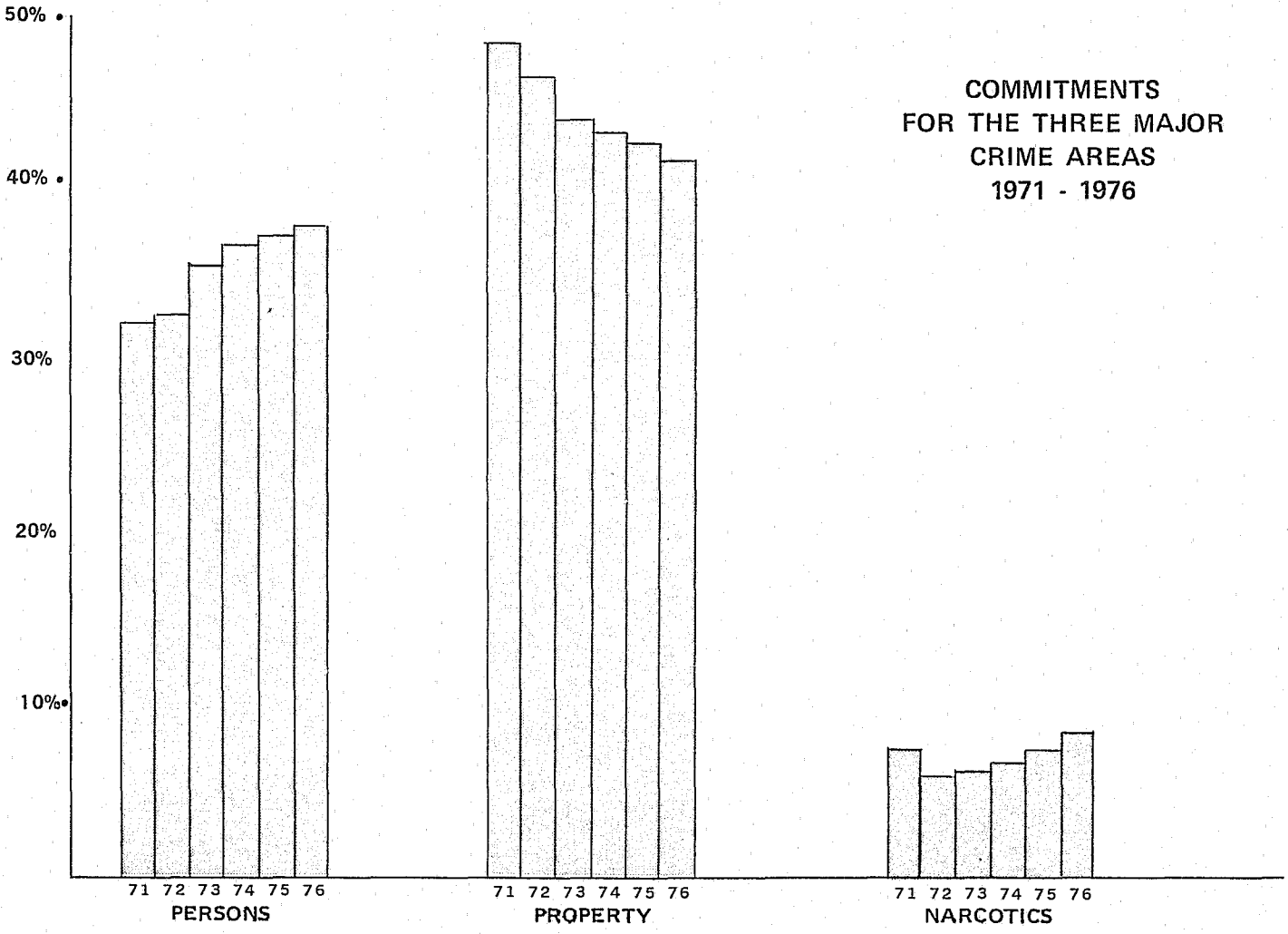


TOTAL COMMITMENTS 6596

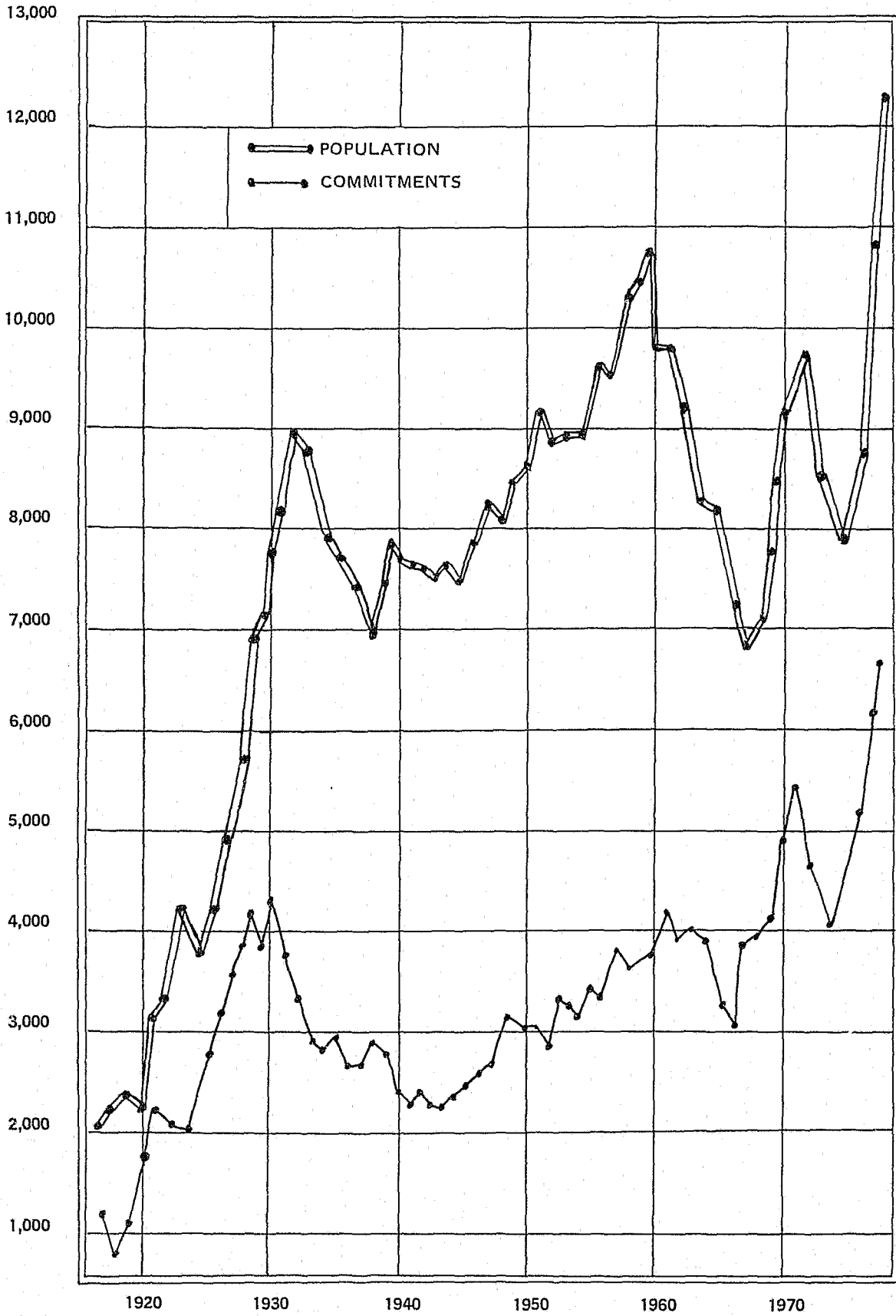
This chart represents only those persons committed to prison with a new sentence. It does not include 564 parolees returned as technical parole violators.




**COMMITMENTS
FOR THE THREE MAJOR
CRIME AREAS
1971 - 1976**



ANNUAL COMMITMENTS AND POPULATION OF MICHIGAN CORRECTIONAL INSTITUTIONS



1917 - 1976



**bureau of
correctional facilities**

This bureau, under the direction of a deputy director, is responsible for:

- o Care and custody of all prisoners
- o The security and order of all institutions
- o Programs for rehabilitation in prisons
- o Classification of prisoners and their transfer from one institution to another
- o Maintenance, sanitation and safety of all penal institutions
- o Promulgation and enforcement of state rules for local jails and lockups; inspection of these facilities, training of local jail staff and consultation services

Within this bureau are the director of treatment, the superintendent of education, the parole contract coordinator, the vocational and Title I specials and two regional prison administrators.

All Michigan prisons are divided into four regions and are responsible to regional administrators who, in turn, report to the deputy director in charge of the bureau. (See highlights of 1976-77 for more details.)

Treatment activities, statistics and sections on each institution follow.



Education, job readiness, physical and mental health, substance abuse treatment and socialization — they're all part of what is known as treatment in corrections. Within these major categories are a

variety of programs available to most residents under the care and custody of the Michigan Department of Corrections.

The office responsible for treatment in the system is headed by an assistant deputy director within the Bureau of Correctional Facilities. At each correctional facility, a treatment department handles programs at the local level.

Rehabilitation is viewed by the department as a process of internalizing values, social attitudes and the skills necessary for social integration; it is a process that requires the cooperation of prisoners. It can neither be forced on nor given to anyone. In this respect, it is to social integration as the learning process is to knowledge — as the context rather than the cause of change.

While prison residents are offered a variety of programs which could help to achieve these goals, few are designed for a single purpose or a specific result. In fact, so interwoven are treatment programs that it is impossible to know where one starts and another ends. For instance, in the five major categories for which treatment programs have been developed, what is education also may be job readiness, substance abuse treatment and socialization; what is physical and mental health also could be substance abuse treatment, job readiness education and socialization. It all depends on the individual and his or her particular needs. While deliberate efforts have been made to interlace the different areas of treatment, much of it comes as a simple consequence of resident participation.

education


In the 1800's, men at the State Prison of Southern Michigan in Jackson were given only enough education to read the Bible and to do simple arithmetic.

Today, education is the department's major treatment program within its penal institutions. About 4,200 men and women attend academic and/or vocational training classes and another 1,600 go to college. More than \$7 million was spent on their education in the 1975-76 fiscal year. A total of 232 persons work within the department's educational system; 200 are teachers, the rest are administrators, teacher aides and secretaries.

Elevation of education within the Michigan correctional system came about largely because of state aid and federal funds, which the department became eligible for in the 1960's.

A superintendent of education within the Bureau of Correctional Facilities directs and coordinates the educational system.

The educational level of most persons entering the Michigan correctional system is quite low, and education is the major treatment program in all institutions (see chart).



CORRECTIONAL EDUCATION PROGRAMS

December 31, 1976

	SPSM	MARQ.	MIPC	MR	MTU	CASSIDY LAKE	MUSK.	CAMPS	DeHoCo	TOTALS
<u>K-12 PROGRAMS</u>										
Full Time Academic	637	30	62	171	297	134	292	534	85	2242
Part Time Academic	116	165	—	240	5	3	—	227	99	855
Full Time Vocational	233	11	—	36	114	92	108	—	—	594
Part Time Vocarional	22	16	—	141	10	—	—	—	10	199
Academic/Vocational	69	22	—	95	110	64	—	—	25	385
On-the-Job-Training	153	5	—	17	61	—	—	—	8	244
Total Head Count K-12	1230	249	62	700	597	293	400	761	227	4519
Full Time Equated 12-31-76	1063	196	62	586	502	219	400	638	184	3850
<u>COLLEGE PROGRAM</u>										
College Academic	785	65	—	237	120	13	112	56	23	1411
College Vocational	28	—	—	20	—	—	—	153	17	218
Total College	813	65	—	257	120	13	112	209	40	1629
<u>TOTAL STUDENTS ALL CATEGORIES</u>										
	2043	314	62	957	717	306	512	970	267	6148

* Title I ESEA is included in the K-12 figures.

Corrections education has goals beyond those commonly held in the academic field. It must offer the resident, who is likely to have failed in the traditional school, an opportunity to learn to succeed and to remedy educational deficiencies, especially in reading, math and communication skills. Correctional education has a vocational and career-oriented component, helping the resident develop skills useful in finding and maintaining employment. It also tries to promote social skills and constructive use of leisure time.

Entering the system at the Reception and Guidance Center at Jackson, all male residents are tested to determine their educational level. Females committed to the department enter the system at the Detroit House of Correction and participate in testing and diagnosis there.

Based on these tests, prisoners are given the opportunity to pursue additional education when they are transferred to a permanent facility. Those who test below the sixth grade in reading ability are expected to participate in remedial education courses.

Kindergarten through high school (K-12), with a selection of vocational-education programs and modern instruction technology, is available.

A high school diploma is granted to those who complete the standard sequence. In many cases, a diploma may be granted from the resident's hometown high school if the requirements of that system are met, and if the school agrees.

After completing high school or earning a General Education Development (GED) Certificate, residents may enroll in community college programs which are offered in several institutions and camps throughout the system. In the larger facilities, this type of program can lead to a two-year associate degree. At the State Prison of Southern Michigan in Jackson, third and fourth years of college training, culminating in a bachelor's degree, are available through Wayne State University's College of Lifelong Learning. A limited number of residents are able to pursue third and fourth years of college at the Marquette Branch Prison.


An apprenticeship program, fully accredited by the U.S. Department of Labor, Bureau of Apprenticeship and Training, operates at Southern Michigan Prison. Residents participating may earn a certificate of achievement in one of several skilled trades. When discharged, the resident may present his certificate to a local union and, if an opening exists, he will be presented with a journeyman's card. This procedure is the same as that followed by a person who has served an apprenticeship on the outside.

In addition to vocational courses offered in the K-12 program, several vocational offerings are made available by neighboring community colleges.

Somewhere in the corrections system, a male

resident will find a vocational training program in the following areas:

- o Automobile mechanic
- o Light duty mechanic
- o Air conditioning, heating and ventilation
- o Building custodian
- o Home appliance repair
- o Building trades
- o Auto body
- o Computer programming
- o Data processing
- o Machine drafting
- o Dental lab technician
- o Electronics
- o Electrical wiring
- o Food services
- o Engineering aide
- o Institutional service trades
- o Building Maintenance Mechanic
- o Machine tool operation
- o Vocational graphics
- o Typewriter repair
- o Small engine mechanics
- o Welding
- o Diesel mechanics
- o Business



Learning sellable job skills is important in making a successful return to the community.

One continuing problem exists in which vocational offerings at a given institution or camp may not coincide with the interest or highest aptitude of the resident. Obviously, not all courses can be offered at all locations, and placement of a prisoner is often dictated by a resident's anticipated release date and the level of security needed. Updating vocational offerings at all institutions and camps is a major goal of the department.



Developing hobbies is important in learning to use leisure time wisely.

competency based instruction

Problems unique to an educational system within a correctional setting call for a special approach; one that can serve the student who may be transferred from one institution to another at times that do not correspond to traditional class schedules.

Conventional scheduling, terms and semesters are abandoned in this type of setting; instruction must be individualized, and a student must be able to plug into the system without interrupting his or her education.

The approach being taken by the department is called education by objective — a system of personalized programming which picks a person up at any level and places that person in a program in which he or she can succeed.

Teachers develop performance objectives for their particular class and the criteria by which these objectives can be met. Given a particular subject, it is determined which skills or knowledge a student must have to be competent. Each level of skill or knowledge is established by a performance objective. The step-by-step completion of each level leads the student to his or her goal — qualification in the subject. In every case, students are required to complete one step before moving to another.

The student is told what he or she is expected to achieve at each level, how it is to be achieved and is provided with references and resources from which to prepare. At each level, the student is given a test, the contents of which are known to him or her, to determine if the student has met the objective. If the student has, he or she moves on to

the next step; if not, the student goes back to additional reference material until able to complete the test. In this way, students do not compete against each other but only against themselves.

There are some obvious advantages to this type of education. It permits students to move at their own pace and demands that a subject be thoroughly learned. Another significant advantage is that education is standardized throughout the system, and a student transferring from one facility to another can simply pick up his education where he left off.

Such programs are seen to be helpful in other ways. One is that it enhances a person's self-esteem and increases potential for the type of job needed. Involvement in educational programs also teaches social skills, a major component of the socialization process.

Educators in the department were trained in this method in 1974 and 1975. The system is in operation for most vocational courses. The goal is to have all courses operating under this format by late 1977.



learning to get along

There is social interaction in all activities in which people work and play together. Therefore, in general terms, it is impossible to point out specific programs and say they are designed to help prisoners get along with others. A variety of counseling and therapy programs, at both lay and professional levels, are available, however, to residents throughout the system. Yet to say such groups will socialize implies an automatic process which relieves the resident of any significant involvement.

The same is true for many special interest groups in correctional facilities. Organizations such as the Jaycees, ethnic organizations, game clubs and competitive sporting events with outside teams provide a setting for social interaction between members of the prison community and members of the free community. They provide residents the opportunity to become involved in group efforts and community projects.

The availability of various religious services and activities provides similar advantages to residents in terms of socialization. Most residents do not choose



Maintaining family ties — a link to the real world.

to involve themselves in religious activities, but those who do are often able to find a code to guide them and a positive influence on their lives. In addition to full-time chaplains in the larger institutions, religious services and activities are provided by contractual chaplains and a number of volunteer clergy and laymen.



Academic education and vocational training are often requirements of a performance contract.

substance abuse treatment

Because alcohol or drugs contributed, either directly or indirectly, to the criminality of nearly two-thirds of Michigan's prisoners, substance abuse treatment programs can be found in every correctional facility. The programs offer both education about substance use and counseling.

One of the most successful and unique drug abuse treatment programs is at the State Prison of Southern Michigan called RAP (Responsible, Aware People); it started in 1969 as a therapeutic community for selected offenders. Since 1969 more than 300 persons have taken part.

Using 15 cells in the Psychiatric Clinic for its setting at the State Prison of Southern Michigan, RAP offers encounter groups, seminars, work assignments and recreation within the context of a "family" setting. The final level of the three-level treatment program requires the participant to live in the RAP community on a 24-hour basis. An evaluation of the program in 1975 indicated relative success. Further research has shown that of those who have completed the program 60 to 80 percent have not returned to prison for at least three years.

In some facilities, substance abuse programs are available through other state agencies and in some instances, such as Alcoholics Anonymous, the public becomes involved. Regardless of who provides the program, however, all substance abuse programs have a common goal: To help residents understand why they used drugs or alcohol, what resulted as a consequence of that use and how the needs which fostered use can be met in another way. One goal is

the linkage of substance abusers to community programs which could be helpful to abstinence upon release, but so far, the mechanism to achieve this goal has not been well developed. During late 1976 and early 1977, however, the department has been able to locate space for prisoners with drug abuse problems in the community. Some 50 beds are available in therapeutic communities.

Drug abuse programs do not stand alone. As with most treatment programs, they draw on other treatment areas for support. Particularly, drug abuse is often a symptom of severe emotional problems which must be dealt with at a professional level or has resulted in some medical infirmity which has to be treated. (See Office of Health Care and Reception and Guidance Center.)

job readiness

What the department calls "job readiness" involves a variety of vehicles. Prisoners can receive education in a job area through academic studies, vocational training, apprenticeships, a structured on-the-job training program and actual employment. The thrust today is not to say a person has received training in a particular job area, but that he or she is ready and qualified to accept employment in that area.

Often having the skills to do a particular job is not enough. Many prisoners have had virtually no job experience prior to entering prison. They do not know how to look for a job, how to conduct themselves at an employment interview, how to work steadily at a job, or even how to be on time for a job.

That is why the department has developed a special job seeking and holding skills course for all prisoners throughout the system.

skills bank

Employment follow-up has always been one of the weakest links in the department's job readiness program. Attempts are being made to remedy this in the field and at the institutional level.

A skills bank to match job-ready prisoners up with employers was initiated in 1975. It remains, however, in the developmental stages.

summary

To list all the programs administered by the treatment division would serve little purpose. In the past, it was impossible to determine the value of these programs, so it was often taken for granted they did some good. Today, however, with the technological sophistication to gather and store data, monitoring programs to determine their value is becoming a departmental priority. In this way, programs which correlate with reduced recidivism rates and public protection can gain more attention while those which appear ineffective can be restructured or phased out. (See Management Services within the Bureau of Administrative Services for a description of the department's computer information system.)

This should not be taken to mean, however, that only through programs of rehabilitation can rehabilitation occur. For one person, simply being locked up in prison might cause that individual to look in different directions. If the offender comes into contact with a concerned and caring staff member, he or she may achieve new directions by trying to emulate that individual. That, too, is rehabilitation.

physical and mental health

(Please see the Office of Health Care and the Reception and Guidance Center.)



the parole contract program

The parole contract program began in January of 1973 as an experiment aimed at developing an individualized program for each prisoner.

At the time, it was expected to motivate prisoners toward achievement and change based on the most desired for reward — release from prison.

It was felt that the program would also attack a major inequity in the parole system — the anxiety and uncertainty concerning release which had often crippled rather than added to motivation. It was to put parole on a systematic and objective basis, thus avoiding possible charges of arbitrariness against the Parole Board.

The program was given permanent status in July, 1973, and after that, another and even more important goal for the system was set:

While it has yet to be proven, it is hoped that the contract is a valid way to test the readiness of an individual to lead a crime-free life when returned to society. The assumption has been that those who succeed in completing contracts are better risks. Not enough time has elapsed to test the validity of this thesis, although preliminary research appears hopeful.

The contract system starts in the Reception and Guidance Center (R&GC) at Jackson where all male commitments are initially received into the system or at the Huron Valley Women's Facility.

A screening process which involves academic, vocational and psychological testing, plus a medical examination, is administered to all prisoners. Those who do not meet the criteria for a contract follow the traditional method of programming recommended by the staff at R&GC.

Contract eligibility has been influenced by the department's ability to process contracts. Originally newly committed first offenders with a five-year minimum or less and those with more than nine months to serve were eligible. So were those receiving passovers at the initial parole hearing. The large number of persons eligible posed problems, and the time criterion was changed temporarily to make prisoners with minimum sentences from three to five years eligible. With the addition of two parole board members, the program was expanded June 1, 1977, to include newly committed prisoners serving sentences with minimums of four or more years.

Once it is determined a resident is eligible and all results are in, the prisoner meets with a clinician and the proposed contract is drawn up based on the test results and the prisoner's expressed desires and needs. Following a review of the contract by the R&GC classification committee, the proposed contract is forwarded to the department's central office in Lansing where it is reviewed by a contract

coordinator and the signatories to the contract. When all the recommended revisions are made and the terms are agreed upon, a final draft is prepared and the resident meets with the Parole Board to finalize the contract.

In essence, the contract is a three-way agreement: The resident agrees to follow the treatment programming and other stipulations on the contract; the Department of Corrections agrees to make available to the resident all the programs cited in the contract; the Parole Board agrees to parole the individual no later than his or her earliest minimum release date if terms of the contract have been fulfilled.

While the contract may be voluntarily terminated by the resident at any time, it may also be terminated by the Parole Board if the terms are violated, or it may be renegotiated. As a result, a contract is constantly monitored by resident housing unit managers, treatment directors and a contract coordinator to determine how well the resident is doing in pursuing the recommended program.

The nature of the three-way agreement assures the resident participation in the negotiating process. Previously, the offender's involvement in the total diagnosis and decision-making process had been negligible.

An additional goal of the program is that it forces institutions to review and become more accountable for their programs and to restructure programming to meet the individual needs of the inmates. If a certain program is called for in the contract, and the institution is unable to supply it, the prisoner cannot be held responsible for that particular contract condition. The resident is still entitled to the parole if he or she has upheld his or her portion of the contract.

During the past year, the dramatic increase in prison commitments has caused the parole contract system some unexpected problems. The heavy intake has resulted in considerable administrative difficulties for the Parole Board and prison officials who must administer programs for increasing numbers of incarcerated offenders. Program delivery is strained, and programs are more difficult to deliver even to the contract participants.

During 1976 it was noted that a large number of contracts had to be terminated for rule infractions and/or failure to comply with the objectives. Another large number were voluntarily terminated. This is not necessarily seen as negative if further follow-up indicates that these failures predict unsuccessful adjustment on parole. If this is shown, the parole contract system will have proved itself a valid screening device. If it is not shown, further changes in the program will be made.

PERFORMANCE CONTRACT

START OF PROGRAM 1973 THRU JUNE 30, 1977


TOTAL CONTRACTS PROPOSED AT R&GC	5677
TOTAL CONTRACTS DENIED BY BOARD	1847
REJECTION OF CONTRACT BY RESIDENT	265
VOLUNTARY TERMINATION BY RESIDENT	512
UNSUCCESSFUL TERMINATION	1319
SUCCESSFUL COMPLETION OF CONTRACT	1199
PROPOSED CONTRACTS AS OF JUNE 30, 1977	193
ACTIVE CONTRACTS AS OF JUNE 30, 1977	342

M/MONTCALM
CC/COMMUNITY COLL



Inmates and staff work together to set contract terms; education is often a requirement.



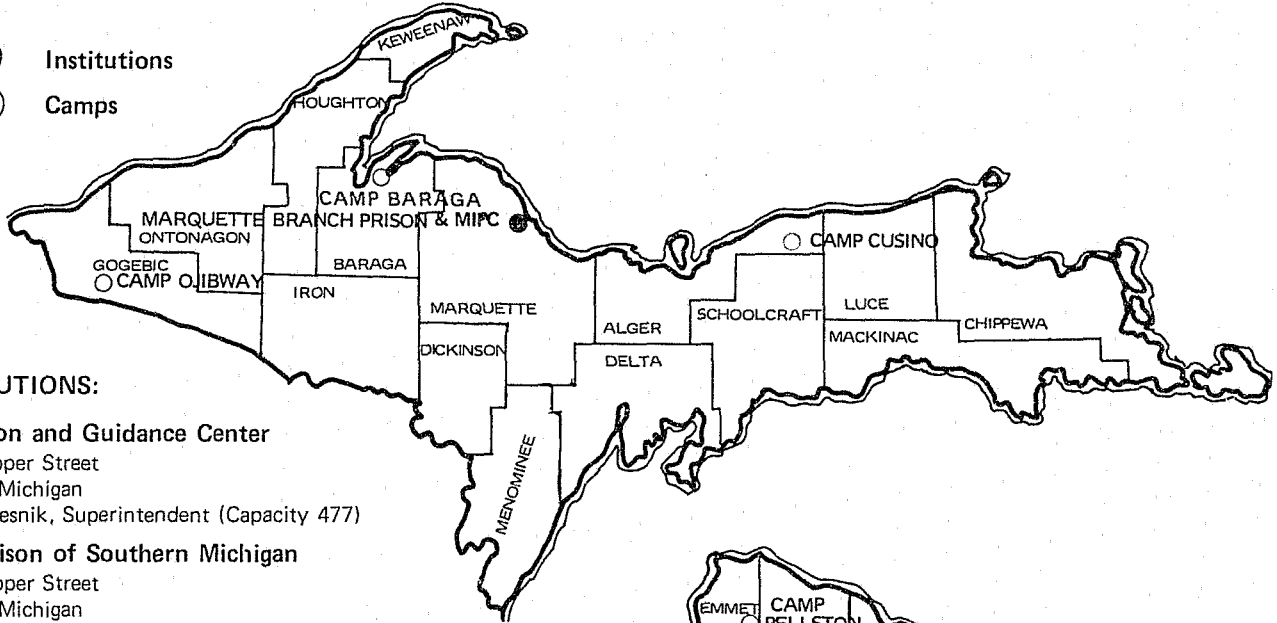


a study in contrasts
michigan prisons

FACILITIES OPERATED BY THE MICHIGAN DEPARTMENT OF CORRECTIONS

June, 1977

- Institutions
- Camps



INSTITUTIONS:

Reception and Guidance Center
 4000 Cooper Street
 Jackson, Michigan
 John Prelesnik, Superintendent (Capacity 477)

State Prison of Southern Michigan
 4000 Cooper Street
 Jackson, Michigan
 Charles Anderson, Warden (Capacity 4625)

State House of Correction and Branch Prison
 Marquette, Michigan
 Theodore Koehler, Warden (Capacity 842)

Michigan Reformatory
 Ionia, Michigan
 Dale E. Foltz, Warden (Capacity 1202)

Michigan Training Unit
 Ionia, Michigan
 Richard Handlon, Superintendent (Capacity 724)

Riverside Correctional Facility
 Ionia, Michigan
 William Abshire, Superintendent (Capacity 466)

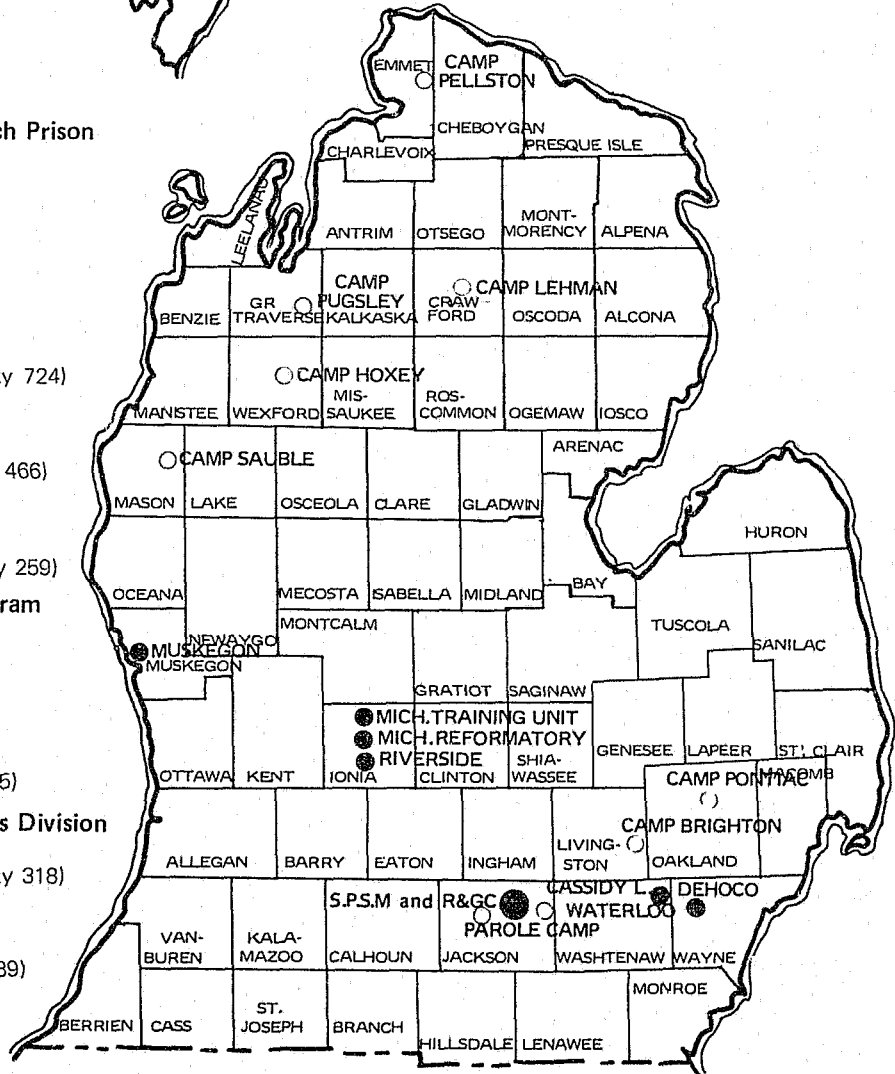
Cassidy Lake Technical School
 Chelsea, Michigan
 Joseph Wittebols, Superintendent (Capacity 259)

Corrections Conservation Camp Program
 Grass Lake, Michigan
 John Mills, Superintendent (Capacity 1149)
 Includes all Camps throughout the State

Michigan Intensive Program Center
 Marquette, Michigan
 Jack Bergman, Superintendent (Capacity 85)


Detroit House of Correction, Womens Division
 Plymouth, Michigan
 Gloria Richardson, Superintendent (Capacity 318)

Muskegon Correctional Facility
 Muskegon, Michigan
 H. Gary Wells, Superintendent (Capacity 589)



the beginning

**reception
and
guidance
center**



Currently, all men sentenced to prison in Michigan are sent to the Reception and Guidance Center (R&GC) at Jackson. It is here they are tested and evaluated and subsequently placed in an institution based on their security and programming needs. All female offenders are tested at the Women's division of the Detroit House of Correction (DeHoCo), the only institution for women felons in the state. (In mid-1977 a new women's institution to replace DeHoCo opened near Ypsilanti.)

While R&GC is physically part of the State Prison of Southern Michigan (SPSM), it is considered a separate institution dependent on SPSM only for ancillary support. It is directed by a superintendent.

Being attached to SPSM has produced some problems for the Reception and Guidance Center. Not only is it affected by the population pressures and complexities of SPSM's large population, but its facility — converted cell blocks — do not provide the type of environment desirable for clinical and diagnostic services. The department's psychiatric clinic, located here, is considered to be substandard and extremely inadequate.

It was for this reason that the department had thought of, for many years, a new reception facility and had, in fact, began construction on one near Ypsilanti.

In 1975, however, the department began exploring the possibility of converting plans for the new reception unit into a 400-bed maximum security facility. The major change in direction occurred because of the department's growing capabilities in the area of computerized information, its acquisition of a mental health facility in Ionia and prison crowding. Legislative approval came for this shift in 1976.

Under the decentralization plan, reception services will be continued at SPSM for all persons over 21. All young offenders will be received at the Riverside Correctional Facility in Ionia. Persons sentenced out of the upper peninsula may be received at the Marquette prison, if appropriate.

Initial decentralization was expected to occur late in 1977.

RECEPTION & GUIDANCE CENTER

4000 Cooper St., Jackson, 49201; Supt. John W. Prelesnik; Phone: (517) 782-0301; Opened 1956; Capacity 1977: 477; Average population 1977: 474; all male commitments from the courts are processed through this institution.

The Reception and Guidance Center is made up of two major subdivisions — the Reception Services Unit and the Psychological Services Unit. A third unit, Clinical Services, is administered by the Office of Health Care.

reception services unit

Upon initial entry into the system, all offenders are lodged in a housing unit which accommodates about 477 prisoners in single cells. In 1976, it was always filled to capacity and because of the crowded conditions, extra beds had to be used in the yet unfinished Northside unit.



Each new prisoner is photographed.

For those who do not appear to need specialized attention, a complete physical examination is given within one or two days, followed a few days later by psychological, educational, vocational and intelligence testing administered by the Psychological Services Unit of R&GC.

After the prisoner completes his series of testing batteries he is then individually interviewed by the psychologist or social worker. The psychologist or social worker, using the clinical interview, the testing results, and all background information available, will then complete a transcase evaluation. Transcase is the document that outlines the man's security as well as rehabilitation needs and in a sense is the "blueprint" for the man's complete rehabilitation program within the department. The clinician has the responsibility of intertwining and combining all material to assist the department in having a good understanding of each individual prisoner and each prisoner's needs. In addition, the R&GC clinician has the responsibility of offering parole contracts to those individuals who qualify.

The individual then appears before a three-person classification committee. It is the committee's responsibility to select the man's proper level of security and assign him to an institution as set forth by department policy and Michigan law. The committee reaches its decision by reviewing all records, the transcase, and also by interacting with the resident. Any deviation from the placement guidelines of the Bureau of Correctional Facilities is referred to the deputy director for his review and approval. Within 15 to 20 days, the resident is ready to move on to an institution which can meet his particular needs.

psychological services unit

After the man has physically been received, properly identified and housed within the Reception and Guidance Center, he then comes into contact with the Psychological Services Unit. Each individual entering the system undergoes a battery of three groups of testing: Psychological/emotional, educational and vocational. These tests are administered through the Psychological Services Unit to assist the unit clinicians in selecting an appropriate rehabilitation plan as well as custody placement.

In addition, psychologists and social workers from the Psychological Services Unit serve the Michigan Reformatory, Michigan Training Unit, Riverside Correctional Facility, State Prison of Southern Michigan, Cassidy Lake Technical School, Camp Waterloo, DeHoCo and the Northside medium security facility. At these various locations the R&GC staff provide psychotherapy based upon the recommendations of the staff clinicians as detailed in the transcase report. The psychotherapy groups are divided into six broad categories which include groups for ambulatory schizophrenics, severe alcoholics, drug dependents, sexual offenders, individuals with impulse control problems and a general category of inadequate individuals.

To assist in an equitable manner of placing individuals in therapy and to assist in keeping track of individuals as they move throughout the system, a centralized waiting list for psychotherapy has been established in the unit through the use of a computer. The demand for therapy has grown with the increased population. In January, 1976, 241 individuals were waiting therapy; by April, 1977, the list had grown to 1,101. The number of people in psychotherapy has grown from a total of 133 in January, 1976, to a total of 479 in April, 1977.

In addition to preparing the transcasses and doing psychotherapy, the unit clinicians are called upon to provide a range of services including crisis intervention, transcase evaluations and psychological evaluations on request from the Parole Board. The number of these requests per month has gone from 138 in January, 1976, to over 270 a month in 1977.




A haircut is part of the prison reception process.

During the past year, the Reception and Guidance Center began a pilot program of assigning individual clinicians to three of the largest cell blocks at SPSM. The goal is to assist the individual housing unit managers in dealing with the disturbed individuals within their cell blocks who are not ill enough to be transferred to the central mental health facility. This is the department's first attempt to make available the expertise of trained mental health workers for staff and residents.

clinical services unit

Please see Office of Health Care.



the largest

**state prison
of southern
michigan**

STATE PRISON OF SOUTHERN MICHIGAN

4000 Cooper Street, Jackson, 49201;
Warden Charles E. Anderson; Phone: (517)
782-0301; Opened 1839; New prison: 1926;
Capacity 1977: 4,625; Average population
1977: 5,443 males; Age limits: 23 and up.
(Close, medium, minimum security)

The State Prison of Southern Michigan (SPSM), is two miles north of the City of Jackson and houses nearly half of Michigan's more than 13,600 prisoners. It is divided into three large units: close security, medium security and minimum security.

A fourth unit, the Reception and Guidance Center, is physically attached to the central unit and receives all male prison commitments who are subsequently tested, evaluated and routed to an institution best suited to their security and program needs.

Built more than a half-century ago, SPSM was designed to house as many prisoners as possible in one location, and it still has the distinction of being the world's largest walled prison. The prison's size, together with a serious overcrowding problem throughout the years, has become a detriment to corrections' goals which include offering offenders an opportunity to change and a humane environment in which to live.

the close security facility (central unit)

Surrounded by walls 30-feet high, the close security facility houses some 3,000 prisoners. (Until June 20, 1977, it housed almost 4,000 residents but that population was reduced with the opening of the Northside Unit.)

Population increases have affected some resident programs, but the majority of prisoners remain involved daily in a variety of programs ranging from education and substance abuse to religious, recreation and work programs.

Previously, paid employment was required of all physically capable residents not enrolled in educational programs, but because of crowding more than 939 prisoners were unemployed at the end of 1976. For those who have been successful in obtaining jobs, these programs are effective in placing their emphasis not on work for work's sake, but on helping residents acquire work skills and developing acceptable work habits. Such jobs are found in all the service areas such as the laundry, kitchen and maintenance, as well as in industries employing 600 residents. Industries also has residents participating in federally approved apprenticeship programs in 10 skilled trades areas, and industry workers are awarded quarterly incentive payments for high quota production as an added incentive.

Education has a high priority inside the prison with over 2,000 residents enrolled in classes ranging from remedial reading instruction to a full four-year college degree. Reading laboratories and basic academic preparation sessions are found at the remedial level with elementary and accredited high school classes offered daily. In addition, a special GED preparation course is offered for residents needing only limited instruction to qualify for high school completion. Having once obtained a high school diploma or its equivalent, residents may enter the two-year, associate degree program offered by Jackson Community College and then continue on with their third and fourth years through Wayne State University's Bachelor of General Studies program.


Training in a large and expanding vocational trades program also is available to residents. Trade certifications are offered in areas such as welding, small engine repair, building trades, graphic arts, drafting, business machine repair, auto mechanics and electronics and electricity. To meet the growing demand for skilled workers and to upgrade present training facilities, ground was broken in 1975 for a new \$100,000 vocational building which is expected to be utilized by six trades programs by the fall of 1977. Advanced vocational trades students from many of the present programs are gaining valuable on-the-job training by completing the interior work on the building.

Programs other than education and job skills training also are available to residents. Group counseling sessions, as well as drug, alcohol and compulsive gambling treatment programs are offered prisoners to help them examine and cope with their problems. In addition, full religious services and counseling are available.

More severe emotional and mental problems are handled by the Clinical Services Unit, which provides both intensive therapy and psychiatric services to residents. Physical health care is provided through the prison's newly remodeled infirmary, which handles most minor medical problems and has limited facilities for inpatient care. All major problems are referred directly to hospital facilities in nearby communities. A new infirmary is planned for 1979.

Residents spend an average of seven hours daily in work and training programs and are allotted ample time to pursue leisure time activities. The prison's library has been updated and has replaced old reading and research materials for residents. As a result, the library was awarded national recognition by the American Library Association for significant improvement in services and materials. Additionally, residents have access to a well-stocked, up-to-date law library where they may research their cases and file suits in the courts.

Other leisure time activities include a well



-Photo Courtesy of SPSM

Like a small community, SPSM houses all kinds of people with all kinds of assets and liabilities.


organized sports program having both varsity and intramural competition in most major sports and several minor ones. Football, basketball, baseball, softball, tennis and boxing boasts large numbers of athletic and spectator participation.

Less strenuous activities also are available and include a hobbycraft program complete with a public sales stand, chess and bridge clubs, weekly movies, a music program and swimming during summer months in a pool paid for by the residents.

Residents are allowed to maintain contact with the outside world through many of these activities. Sport competition with visiting teams occurs, and live performances given by several outside groups of entertainers occur regularly. Social and civic organizations such as the Jaycees, HASTA (Hispanic-Americans Striving Towards Advancement) and INU (Indian Nations United) play host to outside guests who work closely with the groups. While an area of much concern and controversy during the year due to limited facilities and a continuing increase in the number of residents, the visiting room permits prisoners informal contact with family and friends up to four times a month. Weekly collect telephone calls are also permitted to help broaden this area of interpersonal relationships with outsiders.

south unit (minimum custody)

Just outside the walled facility, SPSm's South



Sports are important to many prisoners.

Complex is larger than many other autonomous correctional facilities in other states and throughout the system.

Many of the programs and activities described for the Central Complex also apply to the South Complex, but there are several differences worth noting. Residents in the South Complex are housed in three cell-type living units on the prison's main grounds, and in four barracks-type living units on farms. Security classification of residents is minimum custody.

The South Complex has not been able to avoid the problems of overcrowding any more successfully than the Central Complex. In fact, the problem has reached the proportion which necessitated sleeping prisoners on the bulkheads in the three cell-type

living units. Averaging 1,385 residents, approximately 130 above 1975, this complex has reopened one farm and is beyond capacity in all four barracks.

Although on a smaller scale, the South Complex offers the same academic programming as does the Central Complex, making the transfer of student-residents as nondisruptive to their programs as possible. However, it does differ in the types of vocational training offered. Auto mechanics and auto body repair are two such programs not offered in the Central Complex. In addition, Jackson Community College (JCC) is able to provide a wide range of vocational training programs on campus for eligible minimum security residents.

A total of 125 minimum security residents board buses at 9:30 p.m., Monday through Thursday and are transported to the JCC campus for night vocational classes. This training is offered in electrical wiring, machine operation, engineering aide, business/clerical or electronics. Participants can earn an associate's degree in their specialized field.

Standard service areas and routine farm work provide employment for residents not in the academic program. A new \$3 million laundry provides services for the entire SPSM facility, Ypsilanti State Hospital and the Corrections Camp Program.

Minimum security residents are able to participate in both home furlough and work-pass programs. The furlough program permits some residents to go home for 48 to 72 hours, depending on the distance to be traveled, once every four weeks.

The work-pass program permits some residents to accept employment in the local community. Previously housed in the Michigan Parole Camp across from SPSM, these residents were forced to move to the reopened Root Farm because of overcrowding.

A minimum security classification also is necessary before residents are permitted to move from the main cellblock area to one of the farms. Five such units are presently in operation — residents at the



--Photo Courtesy of SPSM

Guests attend dedication of the new northside Unit on July 27.

Wing, Lilly and Dalton Farms engage in either raising livestock, feed crops or food for inmate consumption; the Peek Farm houses college students, while the Root Farm houses work-pass residents.

Programs for farm residents are minimal because most prisoners are nearing release and have already completed their training and rehabilitation programs prior to transfer to the farms. While only the basic and supportive programs exist for these residents, they can be brought in for various special activity programs in the South Complex.

Minimum security residents also have religious services and counseling available, as well as civic and ethnic organizations, a hobbycraft and a sports program.

northside unit (medium security)

The newest facility in the SPSM Complex, this unit officially opened June 20, 1977, when cellblocks one and two from the main walled prison were sealed off from that institution and opened up into the new medium security prison.

The capacity of the new prison is about 1,000 with 710 of those beds in the two cellblocks and another 300 in 10 prefabricated housing units which were under construction at the site during the summer of 1977. In the meantime, about 200 men were living in vocational classrooms in the new prison's academic, vocational and recreation building.

The unit was designed with the idea of reducing the population of the main walled prison to ease the strain on that institution's programs, services and visiting room. The long-range goal is to divide the main walled prison into smaller, more manageable units. The Northside Unit is the first step in reaching that goal.

Prisoners in this institution have an auditorium, gymnasium, library and law library, resident store and game room. They also can work in the main prison's textile plant, in institutional maintenance and the prison print shop. They also have the traditional education programs available.

Vocational classes being offered include lens grinding, business machines repair, small engine repair and building maintenance geared to modern apartment complexes. Classes in dental technology also are taught, and there are facilities available for television production and videotaping.

This unit has its own administration building and food services unit and space for outdoor sports.


Both the deputy warden of this unit and the Southside report to the warden of the main walled prison.



Camp resident takes a turn at the fishing hole.

*lake superior
at its front door*

marquette branch prison



Marquette Branch Prison houses some older offenders.

The State House of Correction and Branch Prison, Marquette, housed both men and women when it was completed in 1899. The site was a gift to the state from the Marquette Businessmen's Association.

More commonly referred to as the Marquette Branch Prison (MBP) or simply "Marquette," it encompasses 35 acres, and today is used only for male offenders, many of whom have been behavioral problems in other institutions or who are escape risks.

Known for its scenic beauty, the site contains not only the main, maximum security facility, but a trusty division and the Michigan Intensive Program Center (MIPC).

The facility provides housing for about 1,000 residents. Of this total, over 690 are housed inside the walls, from 200 to 250 are located in the trusty division, and MIPC provides housing and programming for an average of 85 residents. Approximately 90 per cent of the residents are from the lower peninsula. Most arrive at Marquette as behavior problems, but many also come as volunteers because they claim it is "easier to do time" at Marquette.

The trusty division is comprised of a dormitory adjacent to the main prison which can house 110 men. During the past year, seven trailers were removed from Kincheloe Air Force Base and have been placed in the general area of the dormitory and trusty division dining room. Five trailers are used to house 50 prisoners and two are used for college classes, GED preparation and meeting spaces. The Mangum Farm barracks, six miles from the main prison, houses up to 90 prisoners.

Dormitory residents work in general maintenance and food service. It is in the trusty division where meals are prepared and delivered to MIPC.

STATE HOUSE OF CORRECTION AND BRANCH PRISON

Marquette, 49855; Phone: (906) 226-6531;
Warden Theodore Koehler; opened 1889;
capacity 1977: 842; average pop. 1977: 905
males; age limits: 17 and up. (Maximum
security)


At the Mangum Farm, residents produce a number of farm products with the main crop being potatoes. Over the past few years, farm activities have been reduced somewhat due to the increased cost of production. There also are a few residents involved in a work-pass program which permits them to be employed in nearby communities.

The main prison is more restricted than the farm or dormitory, but there are a variety of activities available for the residents. Inside the walled prison, residents are housed in single cells contained in seven cell blocks. There is also a detention cell block in the institution.

When a resident arrives at MBP, he brings with him a recommended treatment program developed when he entered the Reception and Guidance Center at Jackson. The responsibility for insuring that the resident is able to participate in the recommended activities rests with the MBP treatment department. When fully staffed, the treatment department consists of a treatment director, program classification director, recreation director, two chaplains and one clinical psychologist. The school principal also is under supervision of the treatment director.

If it is recommended that a resident obtain more education, it is the responsibility of the treatment department, through its three-man classification committee, to insure the man is classified to an educational program.

Marquette prisoners can work at the institution's dairy farm.



Security is the prime consideration at Marquette Branch Prison.

In the academic program, work in grades one through 12 are available, and residents may complete the requirements for high school graduation either through class completion or through General Educational Development (GED) tests. The academic scene also includes college courses offered at the prison by Northern Michigan University in the City of Marquette, and residents may take correspondence courses offered through public and private institutions.

The prison vocational school offers eight different courses: Welding, sheetmetal, photo offset, printing, sign shop, shoe repair, basic blueprint reading and vocational orientation. In addition, there are 13 positions authorized for on-the-job training.

To assist residents in their educational goals, there is an institutional library which contains about 7,000 volumes. If the necessary materials cannot be located at the institution library, residents may use the services of the Escanaba branch of the Michigan State Library.

Group or individual counseling is available as well as religious counseling and individual or group psychotherapy. Group programs also are provided for residents whose problems involve drugs or alcohol.

If additional education is not recommended as part of the treatment program, work programs are available. Residents can be assigned to general maintenance or service employment in the institution or to the prison industry which produces work clothing and mopheads. The industry employs approximately 50 residents.

When residents are not on their job or in school, there are a variety of activities which can occupy their leisure time and, in some cases, provide therapy.

Even though MBP does not have a gymnasium, a recreation program includes all major sports and ice skating and handball. There is presently a hockey team and a softball team that compete with outside teams from the local community.

In other areas of recreation, there is an instrumental music program, chess and bridge clubs, an organization for the American Indian and, in the


trusty division, there is a chapter of the Jaycees.

To supplement income from prison jobs, residents who maintain a good record are urged to participate in the prison hobbycraft program. Residents may sell their finished products through a hobbycraft store on the prison grounds. There have been as many as 350 residents involved in hobbycraft programs at one time with total annual sales reaching over \$100,000.


The Brooks Medical Center at the prison is the most up-to-date and best equipped infirmary in the corrections system. The 16-bed infirmary is under the direction of a full-time physician and meets most medical requirements of the residents. In addition, the infirmary, when fully staffed, employs a doctor, dentist, dental lab technician, infirmary administrator, pharmacist, x-ray technician, medical lab technician, assistant director of nursing, 11 nurses and two secretaries.

Since it is not a hospital, the capabilities of the infirmary are restricted. In situations where a resident requires long-term hospitalization or a major operation, he will be transferred to the larger infirmary at the State Prison of Southern Michigan in Jackson or to a local hospital in the City of Marquette.

The Brooks unit is now equipped and staffed so several surgical procedures can now be performed there rather than transferring the prisoner to a local hospital.



Yard time at Marquette Branch Prison.



a very special prison

michigan intensive program center

On the grounds of the State House of Correction and Branch Prison (MBP) in Marquette, the Michigan Intensive Program Center (MIPC) is a maximum security prison which deals with a small and specific group of male prisoners (usually from 70 to 94 men).

Patterned after a Canadian institution in physical design, MIPC resembles a wheel, the hub of which houses the main control center, and the four wings radiate like spokes. The control center area has four electronic panels, from which the locking and unlocking devices, lights, radios, and two-way communications system for the four wings are controlled.

MIPC, which opened in February, 1973, offers a behavior modification (token economy) treatment program, designed to help residents adjust to prison life and to learn more acceptable behavior when they leave prison. Its residents are those who have had extreme adjustment problems in other institutions.

In their original institution, these men had usually been classified to a segregation unit because they had become management problems. One of the rationales behind MIPC, then, is that this select population of residents should have a separate program of their own rather than being housed within the confines of institutions which had already experienced difficulty in managing them. The primary intention is not, however, to make the job of

running these prisons easier for officials, but to place these men in situations where a maximum rehabilitation effort can be attempted. In some cases, residents have volunteered for the program because they feel safer in its secure environment.

When residents enter the air-conditioned MIPC, a 85-bed capacity facility, they are greeted by a larger staff, in terms of a staff to resident ratio, than at other institutions. Staff for the facility is carefully selected for their ability to work with other people.

Upon initial entry into the highly structured facility, new residents are placed in what is known as the orange wing, a name derived from the color scheme of the wing. It is here residents meet the staff and become familiar with the program at MIPC.

The other wings, referred to by their color, represent stages of progress earned by the resident. Each wing is divided into two levels which further defines such progress. The orange wing contains Levels I and II; blue contains Levels III and IV; and yellow, V and VI. The fourth wing, the green wing, represents regression. It is the wing where residents are sent for disciplinary reasons.

MICH. INTENSIVE PROGRAM CENTER

Marquette, 49855; phone: (906) 226-6531; Supt. Jack Bergman; opened 1973; capacity 1977: 85; average pop. 1977: 85; age limits: 17 up. (maximum security for select male offenders)



Signaling for attention.

The average time required for a resident to work his way through all levels and complete the program is six months, but much depends on the resident. Movement from one level to another is achieved with tokens earned in the general token economy. Residents earn tokens for their participation in programs and other positive behavior.

Tokens are used in the general economy to purchase: (1) the privilege of remaining in a level (rent) and (2) movement from one level to the next higher level. Both the quantity and quality of rewards, privileges, and program activities increase gradually from level to level. The significant differences between levels lie in the increase of

program activities. Participation in more activities is the reward for appropriate behavior.


A resident must earn a certain minimal amount of tokens each week, which must be paid as rent to remain in a particular level. Rent must be paid weekly. Rent entitles the resident to remain in the level and thus receive those privileges and program activities provided on that level. Failure to pay rent at the end of the week results in the resident's moving back to the next lower level.

Residents earn tokens for participation in many of the facility's programs which range from education and recreation to individual counseling and/or therapy.

Following movement through all of the levels and graduation from the facility, residents are returned to their original institution or another institution which can meet further program needs. It is here that behavior changes are monitored to determine the lasting effect of MIPC.

A preliminary evaluation conducted of the program in 1975 by the department's Program Bureau indicated that the effects of the program on the individual's behavior are relatively short-lived and that usually after six months, the individual returns to his original disruptive behavior. The program does offer residents a more humane environment than they had in segregation units found in Michigan's other close and maximum security institutions. Research is continuing on this program.

For some MIPC residents, the length of time remaining on their sentence is such that they can be considered for reduced custody and placed in a medium of minimum security facility. Before this is done, however, all participants of MIPC are placed in a close custody or maximum security facility for a period of at least six months during which their behavior is monitored to determine if they can handle reduced custody.



MIPC resembles a wheel with the control center at the hub.



--Photo Courtesy of Calvin Goddard

*an ancient institution
for the young offender*

michigan reformatory

The oldest prison in the system, the Michigan Reformatory (MR) in Ionia received its first prisoners in 1877. Over the past century, the facility, which now has capacity for 1,200 residents, has housed as few as 600 men and currently houses 1,482.

The 53-acre site for the institution was donated to the state by the City of Ionia in 1875. Construction of the original facility was completed in 1880, and the present housing facilities were reconstructed in the early 1930's. Today, the prison includes a close security unit enclosed by a wall 18 feet high and a trusty division dormitory which houses 233 residents. As a result of population pressures placed upon the Department of Corrections, the Michigan Reformatory had to convert three recreational wards in the

close-security unit to dormitory-style living units. Capacity in these units was expanded in mid-1977.

Most of the men at MR are under 23, as the Reformatory is generally considered a close-security facility for youthful offenders. Usually those with unusually long sentences, those who are an escape risk or those who have been unresponsive to

MICHIGAN REFORMATORY

Ionia, 48846; Phone: (616) 527-2500; Warden Dale Foltz; opened 1877; capacity 1977: 1,202; average pop. 1977: 1,480 males; age limits: 17 to 24. (Close security for males)

treatment programs in other facilities are sent to the Michigan Reformatory. When a resident reaches the age of 23, he is routinely screened for transfer to an adult facility or other institution suited to his particular needs and program requirements.

Due to the age of the facility, most of the bed space is considered substandard by the Department of Corrections. There have been plans for several years to close the facility; however, increasing prison population has made that impossible.

Most men who are sent to the Michigan Reformatory are in need of further education, and the institution provides the opportunity for remedial education through an associates' degree from Montcalm Community College. Men who want to finish high school can earn a regular diploma by taking the required courses or they can take the General Education Development (GED) test.

Vocational training courses are designed to be taught in conjunction with related academic courses to give the student a broader background in the field. The vocational school offers courses in machine shop, small engine repair, gas and electric welding, printing and auto servicing. On-the-job training is offered in many of the maintenance areas such as welding, carpenter shop, electrical work and plumbing.



Women have a role at the Michigan Reformatory. Here a teacher's aide assists a student.



Audio-visual aids make learning easier at the Reformatory.

A large library aids most residents in their educational pursuits. Containing 7,000 volumes, 70 per cent of which are non-fiction, the library allows residents to check out as many as eight books for a period of 30 days. The Reformatory also provides a law library solely for use of residents.

For those who are not enrolled in an educational program and are able to work, there are various job assignments available. In addition to institution service employment such as maintenance, food service, health care assignments and library, MR has an industrial complex consisting of: The cotton garment factory, furniture factory, industrial maintenance department and the central laundry. Any of the services or products of the industries may be sold to any tax-supported agency in Michigan.

As with other institutions in the system, each living unit at MR is headed by a living unit manager. He is supported by an assistant and several corrections specialists. Together, they comprise a treatment team which not only provides custody and security in the living units, but supervises and assists with all programming for residents assigned to their area.

There also are counseling groups led by volunteers from the community. A full-time Protestant chaplain and a part-time Catholic chaplain provide, in addition to regular religious services, religious counseling and guidance. The prison also has an active Muslim chapter served by the Grand Rapids Temple.

For those residents with a problem of a more serious nature, the services of a part-time psychologist are available.

MR has several special programs for residents in the areas of substance abuse, a Jaycee chapter, a Chicano-Indian group and a country and western club.


The Reformatory has a recreation program that could be considered quite extensive considering its limited facilities. It is administered by an athletic director and two assistants and offers a whole range of intramural sports. Included in recreation is the annual "Fight Card" that has been presented to the public for the past 20 years. This even annually draws as many as 1,200 spectators with proceeds going to the Inmate Benefit Fund.

A 19-bed infirmary meets the minimum needs of the institution. It is under the direction of the medical

services director who serves both the Reformatory and the Michigan Training Unit nearby. The infirmary is staffed with an infirmary administrator, physician's assistant, two registered nurses and two hospital supervisors. The Reformatory also has two full-time dentists as well as a full-time pharmacist. Residents in need of long-term hospitalization are transferred to SPSM or the Oakland Medical Center. Immediate emergency needs are met through local outside facilities.

The Michigan Reformatory offers a family-style visiting room and in the summer months, outside visiting privileges.

The minimum security unit outside the walls is administratively responsible to the main facility; however, it has its own staff. Residents at the dormitory are involved in their own intramural programming, education programming, along with the work pass and furlough programs.



a converted mental health facility

**riverside
correctional facility**

RIVERSIDE CORRECTIONAL FACILITY

777 Riverside Drive, Ionia, 48846; Supt. William L. Abshire; Opened 1977; Capacity 1977: 272; Average population 1977: 511 males; Age liits: 17 and up. (Close security)

The Riverside Correctional Facility at Ionia was acquired by the Department of Corrections from the Department of Mental Health in January, 1977. Legislation authorizing the takeover was signed into law on March 25, 1976.

Riverside is a close security facility which specializes in programs for geriatric prisoners and younger offenders who have had behavioral problems in other institutions. It also will house a medical infirmary for prisoners of all prisons in Ionia, including the Michigan Training Unit and the

Michigan Reformatory — and a department wide psychiatric inpatient unit. A reception and guidance center for youthful incarcerated offenders also is planned for this institution.

The almost instance transformation from a mental health facility to a correctional facility was accomplished in January without serious incident. In October, 1976, a full-time office was established at the mental health facility with an administrative staff of experienced corrections employees. Operations were directed from offices in the facility's administration building and other available space not being used by the Department of Mental Health.

Throughout the period of transition, the admission of mental health patients to Riverside continued until a new institution was opened in Dimondale.

Meanwhile, as mental health patients were released or transferred to other institutions, employees were relieved from mental health duties to attend training



Riverside has pleasant, spacious grounds.



Older prisoners at Riverside have their own vegetable garden.

courses sponsored by the Department of Corrections, and to be placed in on-the-job training sites at the Reformatory and MTU.

The administrative staff of the mental health facility transferred practically intact to the Department of Corrections. They attended half-day school sessions for two weeks to get in a 40-hour training program prior to takeover of the institution by the Department of Corrections.

Construction delays were experienced due to several difficulties, but especially in obtaining needed materials. Perimeter lighting, security fence and guard towers were not completed until June, 1977, because of delays in receiving steel, locks and other items.

Delays did not, however, stop the planned opening of this facility, and as buildings were vacated by mental health patients, the staff and prisoners from the Michigan Reformatory prepared buildings for occupation by prisoners. Meanwhile, residents of the State Prison of Southern Michigan Trusty Division were screened for transfer. On January 11, 1977, the mental health patients officially moved out and at 11:19 a.m. on January 12, the first bus load of geriatric prisoners from the Trusty Division at SPSM pulled up to the gate and were processed.

The facility was staffed and budget allocated for a 500-resident population, using single rooms. Because of construction constraints, the facility was initially



Riverside has the department's only green house. It is cared for by a prisoner.

limited to a population of 250. However, because of crowding throughout the Department, the resident population began to climb and reached 500 within four months time. It is expected population will continue to escalate.

Construction projects have been ongoing at the institution from the day that it opened. There have been some difficulties caused by this. Maintaining programs while undergoing construction has been difficult. To allow renovating crews access to buildings, it was necessary to vacate 100 beds by moving residents from one living area to another, resulting in a domino effect all over the institution with many more than 100 moves being made.

Plans to use the dormitory rooms for classrooms, activity rooms and for group therapy sessions were soon scrapped. With the accelerated prisoner influx, dormitories designed to hold five residents or those designed to hold six residents, were soon expanded with double bunks to capacity of 10 and 12 residents in each dormitory, plus their lockers. Dormitories originally designed to hold 14 were quickly filled to accommodate 30 residents.

One of the major advantages of the correctional facility in Ionia is that it was designed so that each housing unit can operate independently, each has its own kitchen and dining room. This kind of design allows programs designed for specific groups of individuals living in that particular housing unit to be

more effective. This is particularly important at this facility because it has been designed for so many diverse groups of residents — the young protection case, the geriatric offender, the psychiatric patient, the physically ill patient and the new, young prison commitment.

Prisoners are housed in four buildings at the institution. In addition, there is an administration building and separate facilities for school and vocational training.

Building No. 7 is currently being remodeled. One unit on the first floor of this building is to be designated as an honor block for 40 men. Residents on work assignments other than in Building 7 also are assigned to this unit. The infirmary will occupy the other 38 single-bed unit. When remodeling is completed, those residents from correctional facilities from the Ionia complex, who require short-term medical attention, will be treated as inpatients in this unit. A reception center will eventually occupy the 73 single rooms on the second floor of Building 7.

When this program becomes effective, residents under 21 years who are new felony commitments, recidivists and parole violators, community program failures, security transfers and other such individuals will be processed here. Meanwhile, the 73 single rooms will be used for general population. A 30-bed dormitory also will be used for the unit service workers for Building 7.

The third floor of Building 7 houses 91-single beds for residents requiring protection status. The younger resident with behavioral problems who is 20 years or younger, and who has confirmed enemies in

alternative close custody facilities or who is physically immature or inadequate and is a victim of physical or sexual assault is considered a protection case and will be placed in this unit. This floor will also contain 11-bed detention and segregation units.

Residents 50 years or older who are semi-ambulatory, able to take care of their basic needs without assistance, whose medical or psychiatric condition is well controlled by diet or medication, but who generally are unable to handle a routine institutional job or school assignment qualify for Building 9. Specialized programming is to begin with research into the problems of the elderly is being conducted in consort with the University of Michigan Institute of Gerontology and the College of Architecture and Planning.

Building 9 consists of two floors, the first containing 26 single rooms and 30 dormitory beds, and the second, 28 single rooms and 30 dormitory beds.

General population is housed in Building 10. The first floor contains 58 single rooms and 80 dormitory beds. The second floor contains 60 single rooms and 80 dormitory beds. Eventually, this building will house young offenders in need of remedial education.

Building 11 contains 100 single rooms and 50 dormitory beds and is being remodeled to meet the needs of the department's psychiatric clinic. It should be ready for occupancy in the fall of 1977. Meanwhile, residents in general population occupy one side of this building while remodeling is being completed on the other side.

*where prisoners
are students*

michigan training unit

If anything does not resemble the traditional image of a prison, it is the 27 acres of green landscaped terrain upon which the Michigan Training Unit (MTU) sits. This impression is enhanced by the modern buildings and towers and the philosophy of the programs.

Initially opened in 1958, the medium-security facility has the capacity for 724 young men, generally between the ages of 16 and 25. They are housed not in cell blocks as in many other institutions, but in six dormitory-style units, each containing 120 individuals rooms. Also contrary to most institutions, the men at MTU are not referred to as residents, but as students. Because roughly 85 per cent are enrolled in some type of schooling, that terminology seems most accurate.

The large participation in educational programs is probably best explained by the philosophy of the facility which contends that if a man can graduate from high school and/or learn a valuable skilled trade, he has a greater chance of becoming a contributing member to society.



MTU has a wide variety of vocational training programs.

With 45 to 50 per cent of MTU's students enrolled in the academic program, which offers courses in grades Kindergarten through 12, this is perhaps one of the more rewarding areas for student graduates. Upon completing the requirements for high school graduation, a majority of the students are able to obtain diplomas from their hometown high schools. The institution also works in conjunction with Montcalm Community College in the Cope program. This is a program in which residents can obtain up to two years of formal college education and an associate's degree.

MTU also has a large and very adequate vocational training program with 30 to 35 per cent of the student population enrolled in the program at any

MICHIGAN TRAINING UNIT

P.O. Box 492, Ionia, 48846; Supt. Richard Handlon; opened 1958; capacity 1977: 724; average pop. 1977: 839 males; age range: 20-26. (Medium security)



Michigan's correctional system is required to provide law libraries for residents. They are well used by those researching their own and others' cases.

given time. Offering training and certification in ten different vocational areas, the courses of instruction are conducted 30 hours per week, 12 months each year. Training is offered in American industries, building maintenance technology, auto mechanics, machine shop, drafting, auto body shop, cooking and baking, computer programming, data processing and welding.

Housing a younger, more energetic group of offenders, MTU has found it necessary to develop a rather highly sophisticated recreation and leisure-time program for its students.

The vehicles for maintaining an active recreation program include a field house, swimming pool, golf putting green, softball fields, football fields, basketball courts, tennis courts, shuffle board courts and a weightlifting area.

The recreation program is centered on three related areas which are used to acquaint men with sports and leisure-time activities. Of primary importance are physical education programs in which men participate one hour each day in one of six daily class periods.

The second area is that of intramural sports. All competitive sports are conducted on the intramural level, giving everyone the opportunity to participate.

The third area, and perhaps the most important, is individual athletics and activities. Although most young men prefer team sports, the carry-over value of individual activities makes this program important on a long-term basis.

In addition to sports programs, other leisure-time activities include a hobbycraft program, chess club, and civic and social groups such as Latin and Indian organizations and a chapter of the Jaycees.


Almost all new arrivals to MTU are assigned to education and recreation programs by the institution classification committee. Generally, this is in keeping with the recommendations of the Reception and Guidance Center (R&GC) in Jackson where all new arrivals are processed into the corrections system.

MTU offers both group and individual counseling. While much of the individual counseling is handled by trained professional staff members, members of the community have involved themselves in group and lay counseling. For students who need psychological services, a trained psychologist is on duty four half-days per week.

In those cases where drugs or alcohol contributed to the criminality, students have access to both Alcoholics and Narcotics Anonymous. There also are religious services available as well as group and individual religious studies.

A large, comfortable visiting room designed for informal, family-style visiting helps the student maintain family ties. In the same vein, the institution offers programs in marriage counseling and family planning. There also is a furlough program which permits eligible offenders to leave the prison with responsible family or friends for a period of up to 72 hours.

Even though the vast majority of men are assigned to educational programs, there are certain necessary services which must be performed in the institution. These job assignments are grouped into three categories; Maintenance and grounds care, clerks, and building custodians. None of these job assignments is considered a training or on-the-job educational program, and most of the men assigned to these areas have already completed a program.



Campus-like, MTU stresses academic and vocational education.



The medium security Muskegon Correctional Facility (MCF), presents a significant departure from the general expectation of how a prison should look.

Tucked away in a heavily wooded section in the southeast corner of the City of Muskegon, the fenced facility opened in August, 1974. It began operations with two dormitory-style housing units, each with a capacity for 120 residents. Three more identical units are now open, giving MCF a total capacity of approximately 589 residents. The average age of the prisoners is 23.7 years.

Each of the housing units, as well as the other buildings at the facility, are of a modernistic design which compliments the mood of the wooded terrain. Providing private rooms for its residents, each housing unit has two 60-man wings, called communities.

The philosophy behind community living is perhaps the very essence of MCF and the premise upon which it was built. Under the concept, which is still in the development stages, each wing becomes a community where men learn to live and work together as members of a community with

*a prison that goes
to the community*

muskegon correctional facility

community interests; where behavior of one man affects conditions in the community; where interpersonal relationships determine the strength of the community; and where every man assumes responsibility, both to himself and to others, for his behavior.

Each community has elected representatives who meet with the superintendent and other staff members to discuss the problems and needs of the resident population. It was in this manner that many of the programs now available for the residents were originally developed.

The major program at the facility is education. Adult basic education, GED preparation and college courses are offered in temporary portable classrooms. There also are educational programs available in the community. Muskegon Community

MUSKEGON CORRECTIONAL FACILITY
2400 South Sheridan, Muskegon, 49442;
Supt: H. Gary Wells; Phone: (616) 773-3201;
opened 1974; capacity 1977: 589; average
pop. 1977: 616; age limits: 20-26. (Medium
security)

College has an associate degree program on its campus where MCF residents are transported daily to attend classes. Vocational training, conducted under the auspices of the local intermediate school district, is given at the South County Vocational Center in Muskegon. In addition, a course in food management is offered inside the facility.

Program space inside the facility is limited since construction of an all-purpose academic and vocational school with an auditorium and gymnasium has not yet been started. This building is a crucial element in the successful operation of MCF. In the meantime, a staff of transportation officers provide supervision for many of the facility's residents who are taken into the community to use educational facilities there.

Emphasis on community involvement at Muskegon is heavy. Because the institution still lacks adequate program space, and because it was purposely constructed to encourage community involvement, many of the facilities available at other institutions are not available at MCF. This necessitates the use of community facilities. Residents are carefully screened and classified before they are permitted to leave the institution.



Giving a little of yourself is enjoyable for all.

The three classifications to which residents are assigned are medium (not eligible to leave the facility), minimum (eligible to leave the facility under supervision) and community status (may leave the facility for work pass or furlough).

In addition to participating in education programs in the community, MCF residents also use community facilities for other reasons. Because recreational facilities at the institution are limited to outside basketball, volleyball, shuffleboard and a small weight lifting area, residents are transported to local ball fields and gymnasiums for recreation.

A small number of residents go to the Muskegon Development Center (MDC) to assist the recreational staff there in teaching basic athletic skills in track and field events to a group of the Center's residents to help them prepare for the annual Special Olympics competition. This is not only considered therapeutic recreation for both MCF and MDC residents, but a phase of resocialization for the prisoners.

Community involvement at MCF is something of a two-way street. Not only do residents go into the community, but, in some cases, the community comes into the facility. This is true for the Jaycee chapter, Alcoholics Anonymous, the HASTA groups and religious programs which operate in the institution. There also is a bookmobile from the community which serves the residents' reading needs once a week. In addition, contract professionals and representatives from the Department of Public Health come into the facility regularly to provide programs in substance abuse treatment.

With five full-time counselors, a psychologist and other staff with some training in group techniques, both individual and group counseling are available to MCF residents.

Both the resident population and the outside public are kept well informed of general facility news, program activities and resident concerns through publication of a monthly newspaper called "The Factor." The paper is operated in conjunction with a journalism class as part of the school program, and gives interested residents an opportunity to increase their writing skills through practical application of knowledge gained through the journalism class. In addition to news, sports and editorial sections, the paper includes photographs, original art work and poetry as an outlet for the more creative residents.

Under the guidance of the leisure time activities director, a group of residents have developed a puppet program which included building a stage, designing scenery, making puppets, writing scripts and preparing music for presentations which are given in the surrounding communities. The themes are based mainly on American history and folklore, and a group of residents, under the supervision of a staff member, presents the plays to area schools, churches, libraries and nursing homes as a public

service. There is a continuous demand for this program and over the last few years it has been presented to thousands of area residents, both children and adults.

The work pass program at MCF is not only an important part of the resident's gradual release back to the community, but also an effective means of encouraging and testing personal responsibility within the community. The facility has a full-time employment specialist who maintains a close relationship with area employers, develops job placements within the community and the surrounding area and works with residents to increase their potential employability and job seeking skills. Through participation in this program, eligible residents gradually acquire valuable work experience, are able to save money toward their eventual release and begin supporting their dependents who, in many cases, are on public assistance.

A wide variety of religious programming is available to residents through a Religious Task Force made up of volunteer clergy from the surrounding communities representing many major religious

denominations. Also included on the Task Force are resident representatives chosen from the various housing units who assist the volunteer clergy in designing and providing the types of religious activities which will best serve the needs of the resident population. In addition to weekly religious services for the three major faiths, Protestant, Catholic and Islamic, the Task Force also provides religious discussion groups, Bible study groups, pastoral counseling and inter-faith programs' including outside speakers and church choirs. This approach to religious programming places great emphasis on community resources and enables the community to play a vital role in the rehabilitative process.

Visiting at the institution is held in a large carpeted area designed in an informal, family-style setting. There also is an outside area containing a playground for children, used for visiting during the summer months. To further assist residents in maintaining family ties, and to offer them exposure in the community, MCF has a furlough program which permits residents to leave the facility for up to 48 hours with responsible family and friends.

Prisoners at Muskegon have many opportunities to share their talents with the community.





Boating is an activity available to Cassidy Lake prisoners.

--Photo by Peter Grenier

Cassidy Lake Technical School is a prison, but there is little on the surface to indicate it. The demeanor and attitudes of both residents and staff are not typical of a correctional facility, and the physical plant is equally deceiving.


As its name implies, the facility sits on the edge of a small lake slightly north and halfway between Ann Arbor and Jackson. It is a minimum security prison for young male offenders.

The architectural styles found on the 80 acres containing the facility are a true study in contrast. From wooden cabins which serve as living units for some of the residents, to a modern educational center, Cassidy Lake reflects many stages of evolution spanning more than 30 years.

Situated in a heavily wooded section, the facility has a capacity for 259 young men whose average age is 19. The average population in 1977 was 310, and included 29 youthful trainees. Sentenced under the Holmes Youthful Offender Act, by statute these offenders are housed separately but participate in all programs and activities. Unlike regular prisoners, youthful offenders do not have a minimum sentence

CASSIDY LAKE TECHNICAL SCHOOL

RFD No. 1 Waterloo Road, Chelsea 48118;
 Phone: (313) 475-3971; Supt. Joseph A. Wittebols; opened 1944; capacity 1976: 259; average pop. 1976: 310 males; age limits: 17 up. (Minimum security cottage-type facility)



--Photo by Peter Granier

and may serve a maximum of 36 months. The average stay is six months.

Generally, 80 per cent of the population is involved in educational programming. Education at the facility includes kindergarten through high school completion, either by class attendance and diploma or through general educational development (GED) tests and four vocational trades.

The traditional academic and traditional vocational schools, as found in many other Michigan correctional facilities, do not exist separately at Cassidy Lake, but only as a unified educational approach. The residents' educational programming is designed by interlacing both academic and vocational training so they support each other. For most, this involves half a day in academic schooling and half a day in vocational training.

Vocational training is available in auto servicing, appliance servicing and installation, welding, and building maintenance. Because any of the four trades requires three months to complete, there is usually a short waiting period for new students. Additional education is available to some residents through Washtenaw Community College in Ann Arbor which offers two or three basic colleges courses each term at the facility. Because Cassidy Lake is a

minimum-security facility whose residents have two years or less to serve on their sentence, the college does not attempt to offer a degree program.

Because of the trend towards using a greater number of women employees in correctional facilities, 20 per cent of Cassidy Lake's educational staff is female. This figure includes two full-time female counselors on the school staff.

Indicative of the major role played by counselors at the facility is the fact that they serve in all capacities of counseling. Whether a man wants to discuss his educational program, apply for college, or get into individual psychotherapy, one counselor advises and assists him in achieving his goals. All counselors at the facility are licensed social workers.

The approach for counselors, who have an average of 110 cases, is individual casework or case management. Casework varies in degree of intensity from simple case work management to structured individual counseling using video equipment. There is heavy emphasis on group work or counseling. In cases where highly professional, individual or group psychotherapy is required, the service is provided by the Psychological Services Unit based at the Reception and Guidance Center in Jackson.

Recreation programs are conducted under the

auspices of the educational staff. Two certified teachers/recreation directors instruct physical education classes as well as oversee a variety of intramural and varsity sporting activities. The recreational activities are extensive and include baseball, softball, weightlifting, tennis, table tennis, swimming, fishing, boating and ice skating.

Frequently, sporting events involve competition with teams from local communities. In fact, there is a heavy emphasis on attracting community involvement at the facility.

Cassidy Lake has a Jaycee chapter which invites community involvement. Not only do members participate in sporting events with other Jaycees outside the prison, but residents have attended Jaycee conventions, and regional Jaycee meetings have been held at the correctional facility. There also is an ethnic group, La Causa Dos, which operates at the facility.

The community also becomes involved in lay group counseling sessions and drug and alcohol programs at Cassidy Lake. In addition, part-time chaplains from local communities provide religious services and counseling.

Several residents go into the community each day where they are employed on a work-pass program.


The participants in the program usually average ten a month, but during the peak months when area farmers employ Cassidy Lake residents, that figure has been as high as 25.

Work at the facility itself is limited to only the necessary jobs. Cassidy Lake has a resident work force of approximately 60 who are engaged in service functions such as maintenance and kitchen work.

Housed in 30 buildings ranging from wooden cabins to modern living quarters, many of the men at the facility are able to leave those quarters behind once a month for a 48-hour visit at home. At any one time there are approximately 25 men who gain this privilege each week.


That does not preclude families and friends from visiting at Cassidy Lake, however. The facility has a large picnic-type area for weekend visiting during the summer months and, during the cold weather, they are able to move inside.

Cassidy Lake is a departure from other correctional facilities and camps. The atmosphere is relaxed, and the strong emphasis on education tends to void the regimentation and authoritarian structure often found in other facilities.



--Photo by Peter Grenier

Basic high school completion is a major program at Cassidy Lake Technical School.



minimum security in a rustic setting

corrections camps

As the Reception and Guidance Center is the beginning of the journey for men entering the corrections system, transfer to one of the 12 minimum security camps generally represents the approaching end of the sentence. Because most of its residents are within two years of their earliest release date, the camp program frequently serves as a transition point back into society.

The camp program started in 1948 primarily to provide a labor force for the Department of Natural Resources (DNR). A number of residents continue to work for DNR today. (In 1976, an average of 500 men a day were employed by DNR.) But, a number of changes have taken place, specifically in the addition of a variety of programs in which residents may participate.

All camps have a furlough or eight-hour pass program which permits residents to leave the facility with a responsible family member or friends for eight to 72 hours, depending on the camp and the individual case.

In addition, each camp has provisions for visiting on the grounds, although, in some cases, the facilities are grossly inadequate and are often overcrowded because of the population increases.

There are other programs, such as the work pass and study pass programs, which allow degrees of social interaction away from the camp, and which supplement the rather limited treatment programs offered at the camps.

The work pass program permits some residents to hold jobs in nearby communities where they are paid at least a minimum wage. This not only gives

CORRECTIONS CAMPS

6000 Maute Road, Route No. 3, Grass Lake, 49204; Supt. John Mills; Phone: (313) 475-1358; capacity 1977: 1,149; average population 1977: 1,547 males; age limits: 17 up. (minimum security)



CONTINUED

1 OF 2

them the opportunity to experience and meet the responsibilities of working for an employer other than the Department of Corrections but also provides them with funds to help meet demands of their upcoming release. The number of work pass jobs available is often dictated, however, by the location of the camp. In 1976, only 75 to 90 residents were involved in work pass programs in local communities.

The study pass program also permits residents to go into the local community. In this case, it is to pursue either an academic or vocational education, generally at the local community college.

In addition, each camp offers programs in adult basic and high school education, as well as substance abuse education. A high school education may also be completed by taking the General Education Development test (GED), and residents may take correspondence courses from public and private sources. Over half of the camps offer at least one kind of vocational training conducted, in most cases, by a local community college. In 1976, a total of 800 camp residents were involved in education programs of one type or another.

All camp residents have access to both Protestant and Catholic services and, at some camps, religious counseling is available. There also are provisions for group and individual counseling at many camps, as well as programs for those with alcohol and drug problems. For health care, there is a physician from a nearby community engaged to handle minor problems and emergencies.



Corrections camps are normally in isolated areas.

Each camp has two resident representatives elected by their peers. They meet regularly with camp officials to discuss resident problems and needs. The same representatives serve as food service evaluators, daily inspecting the food service area, sampling the meals and forwarding a written evaluation to the camp supervisor.

In 1976, population pressures forced the department to begin planning for a 300-bed expansion of the camp program by Jan. 1, 1978. Prior to this, additional housing is to be provided through the use of federal surplus mobile homes.

Geographically, the 12 camps are divided into three regions. Those camps located in the lower half of Michigan's lower peninsula are in Region III. It is here, at Camp Waterloo, where the program superintendent and the administrative offices are located. In addition to Waterloo, Region III contains three other camps. Region II, which covers the upper half of the lower peninsula, contains five camps, the fifth of which opened in July, 1975. This camp, Camp Pugsley, formerly a youthful trainee and probation camp, was reactivated because of the population pressures. Region I, with three camps, comprises all of the upper peninsula.

REGION I

Camp Baraga

Referred to as Camp No. 11 by the Department of Corrections, Camp Baraga was opened in December, 1957. It is on U.S. 41, seven miles south of L'Anse, and has a capacity of 108 residents, some of whom are employed in a nearby DNR sawmill.

There presently is no vocational training available, but the camp offers the adult basic, high school preparation sequence, high school and substance abuse education programs common to all camps. In addition, residents have access to both Protestant and Catholic services, group counseling and Alcoholics and Narcotics anonymous groups. In cases where it is deemed necessary or when required under a parole contract, individual counseling is available through the camp supervisor. Camp Baraga has a relocatable classroom for resident education.

There also are leisure time activities available to the residents. Camp Baraga is the only camp to belong to a local softball league. It is one of several camps where there is a Jaycee chapter and, while not presently organized, there are facilities for chess and table game clubs. The hobbycraft program, however, is organized. Facilities for both wood and leathercraft are available, and residents may sell their products to other residents or send them to family or friends.

Another program which permits residents to earn money, the work pass program, is available, but in 1976, no residents were involved because of a scarcity of employment in the upper peninsula.

Camp Cusino

Serving as the transfer point, Camp Cusino is where all Region I residents are transferred before being given permanent placement at one of the region's three camps. For those who remain at Cusino, they are one mile west of Shingleton on M-28.

Opened in March, 1948, the camp, No. 7, has a capacity of 94 residents. Of that number, about 10 were steadily employed at a nearby DNR sawmill in 1976, and a few more are employed in different DNR work projects. A limited number of other residents are engaged in camp jobs; the remainder are involved in the adult basic, high school and substance abuse education programs.

As Camp Baraga is the only camp to belong to a local softball league, Camp Cusino is the only camp which is a member of a local basketball league. Residents at the camp are periodically transported to the Munising High School gymnasium where they compete with other league teams. As for other types of recreation, residents are able to participate in summertime sports and have facilities for woodcraft. While there also are facilities for chess and table game clubs, they are not presently organized because of lack of interest.

Residents have access to group counseling, individual counseling on an as-needed basis and Alcoholics Anonymous. The Office of Substance Abuse in Munising also provides organized group sessions for drug offenders. As with other camps, both Protestant and Catholic services are available.

Camp Ojibway

Originally, a federal Job Corps camp closed in the late 1960's and re-opened in the fall of 1970 as a corrections camp, Camp Ojibway is the largest Region I camp, both in terms of capacity and program facilities.

As Camp No. 16 and one of the newest camps in the system, Ojibway has facilities for 224 residents. It is six miles south of Marenisco on M-46.

Through an agreement with Gogebic Community College, Ojibway has the largest vocational training program in the camp system. Residents are able to pursue training in any of four vocational areas: Drafting, home appliance repair, small engine mechanics and auto mechanics. Each course has provisions for 12 students and is taught over a period of 16 weeks, ending with certification in the vocation.

The camp also offers the standard adult basic, high school and substance abuse education. It is also one of the few camps which has a gymnasium and a

part-time physical education instructor.

In conjunction with the Protestant and Catholic services which are available, the auxiliary chaplain at the camp provides religious counseling. Group counseling and individual counseling on an as-needed basis also are available.

The DNR provides work programs for a number of residents, and there are a limited number of jobs available at the camp. There also is a work pass program available to residents, but with the state's current economic picture, it has been impossible to place them in community jobs.

In terms of community and community involvement, Camp Ojibway residents have, as a leisure time activity, one of the more active Jaycee chapters in the camp system. Other leisure time possibilities include facilities for woodcraft and, while not presently organized, there are facilities for chess and table game clubs.



--Photo Courtesy CC Workshop

Diesel mechanics is taught to about 12 prisoners of Camp Sauble at West Shore Community College in Scottville.

REGION II

Camp Sauble

Many of the rustic-appearing signs found in the state's parks and rest areas are made by residents at Camp Sauble. Just east of the town of Freesoil, several of the camp's 104 residents work in a DNR sign shop routing and staining the signs. Several of the residents are employed in manufacturing at nearby Manistee. Similar to the work pass program, up to 12 residents leave the camp on study pass for eight hours, five days per week, to attend diesel mechanics schooling on the campus of West Shore Community College in Scottville. The course is presently 22 weeks long, 40 hours per week, with the students attending classes between 10 p.m. and

6 a.m. Housing the standard adult basic, high school and drug abuse education programs, the camp also has a relocatable classroom in addition to a gymnasium and a sports program which permit residents to engage in competitive basketball and baseball with local teams, although they are not members of any specific league.

Other recreational facilities include wood and leather hobbycrafts and chess and table game clubs. The latter are not presently organized.

Offered by an auxiliary chaplain, religious counseling, as well as Protestant and Catholic services are available. In addition, group counseling on an as-needed basis and Alcoholics Anonymous are provided.

Camp Pellston

Originally known as Camp Wilderness when opened in October, 1949, Camp Pellston, with a capacity of 110 residents, is Camp No. 3 in the corrections camp system. Located 7.5 miles east of the town of Pellston, the camp is the site of the first relocatable, self-contained classroom in the camp program. Others have since been installed in some of the other camps. The classroom at Pellston accommodates not only the regular adult basic, high school and substance abuse education programs, but also some courses taught by North Central Community College of Petoskey. College instructors teach courses as part of a vocational welding program, training in which is offered to several study-pass residents at the area Skills Center in Cheboygan. The college also provides academic classes on campus for an occasional one or two camp residents.

Work programs at Camp Pellston include DNR jobs, some service employment at the camp and a limited work pass program in Petoskey.

Providing access to both Protestant and Catholic services is a function of all camps, and Pellston is no different. Group counseling and individual counseling as needed or required under a parole contract are offered.

The hobbycraft program at Pellston is somewhat more diversified than at other camps, with facilities for woodcraft, leathercraft, fly tying and lapidary. Other recreation includes summer softball competition with local community teams and facilities for chess and table game clubs which, however, are not presently organized.

Camp Lehman

Serving as headquarters and transfer point for Region II camps, Camp Lehman is eight miles north of Grayling on Hartwick Pines Road. Opened in June, 1951, as Camp No. 8, there are facilities to accommodate 124 residents.

One of two camps with a full-time counselor, Camp

Lehman offers both group and individual counseling for its residents. Protestant and Catholic services also are available, as well as an organized chapter of Alcoholics Anonymous.

In terms of education, Lehman offers the regular adult basic, high school and drug abuse education programs. Plans for a building trades vocational program through Kirtland Community College of Roscommon are still in the final stages.

A work pass program in Grayling provides a few residents the opportunity to be employed in the local community, and the DNR also provides jobs for a limited number.

Camp Lehman is one of the few camps whose recreation and athletic program includes a gymnasium. While the camp does not belong to an organized league, residents do compete with community teams in both softball and basketball.

For less physically active leisure time activities, the camp has facilities for wood and leathercraft and, while not present organized, there also are facilities for chess and table game clubs.

Camp Hoxey

With accommodations for 96, Camp Hoxey was originally a federal Job Corps camp closed in the 1960's and reopened in the spring of 1970 as a corrections camp. Known as Camp No. 15, it is 16 miles west of Cadillac on M-55.

In the town of Roscommon, Kirtland Community College provides some academic classes for the residents. The college also conducts a 40-hour per week course in auto servicing which can culminate in certification.


With a gymnasium and a recreation director, physical education classes are part of the regular programs offered at the camp. Camp Hoxey has one of the two Federal Title I Programs in the camp program. This program is for men who are between 18 and 21 and are deficient in certain education areas. A staff of one teacher and three aides handle this program. The recreation director organizes and coordinates table games and competitive sports with local communities. Other leisure time activities include a chapter of Jaycees and a hobbycraft program in both wood and leather.

Hoxey has the largest group counseling program in the camp system, with four active groups, and individual counseling on an as-needed basis. Religious counseling as well as Protestant and Catholic services also are available.

There is no work pass program presently operating out of the camp, but some residents are involved in both DNR and a limited number of camp jobs.

Camp Pugsley

Camp No. 12 is in the Fife Lake area of southwest



--Photo by Peter Grenier

The Michigan Parole Camp near SPSM is the entry point for all prisoners transferred from institutions to the camp program.

Grand Traverse County, 10 miles north of Manton.

Originally opened in October, 1956, as a probation recovery camp for young offenders, Camp Pugsley was closed in December, 1972. The Department of Corrections reopened the camp in July, 1975, with a capacity of 114 because of the systemwide overcrowding.

The camp offers work on DNR crews for about 25 men, but there currently are no work pass or study pass opportunities at Pugsley.

Recreation programs are supervised by the recreation director from Camp Hoxey on a split-time basis. The camp does not have a gymnasium, but the usual summer outdoors sports and table games are offered. A new double relocatable classroom is available, and the usual adult basic, high school and substance abuse education programs are offered. The teacher also offers, on a limited basis, a lapidary class.

Offered by an auxiliary chaplain, religious counseling, as well as Protestant and Catholic services are available in the chapel. Group counseling on an as-needed basis, and Alcoholics Anonymous are offered.

REGION III

Camp Brighton

When it was opened in February, 1952, Camp Brighton was designated solely for youthful offenders. Over the years, however, the camp has accepted adult offenders as well. At one time, over half of Brighton's 140 residents were involved in work pass employment and, today, it still has the largest such program in the camp system. The camp, four miles northeast of Pinckney, also is the home of one of the larger DNR work crews.

Because most of the residents are employed, Camp Brighton limits its education possibilities to the adult basic, high school and substance abuse education programs in a relocatable, self-contained classroom added in 1975. Washtenaw Community College does offer some academic classes at the camp, but because of the relatively short time residents spend in the camp program, there is no regular degree program.

Camp Brighton frequently has many residents who are nearing release because the camp acts as the

release point for those paroling from either Brighton or Camp Pontiac, and it acts as the release point for all camp residents who are discharging from their sentence.

Whether at the camp for release or as a permanent resident, Brighton still offers many of the same programs found at other camps. Both group counseling and individual counseling on an as-needed basis are available. In conjunction with Protestant and Catholic services, religious counseling also is available.


As one of the camps with a gymnasium, Brighton has an active intramural-type athletic program for residents. While not presently organized, there also are facilities for chess and table game clubs. In addition, a Jaycee chapter provides a leisure time activity for some residents.

Camp Pontiac

Camp Pontiac, Camp No. 2, was opened six miles east of Clarkston on White Lake Road in June, 1949. Its current capacity is 120 residents.

With a work pass program in local industry and DNR jobs available, many of the residents are steadily employed. There also are a number of camp jobs which afford residents employment.

Pontiac is the second of two camps which has a full-time counselor. As a result, both group and individual counseling are available. There also is some lay counseling involving members of the local community.



Academic education has become increasingly important in the camps.

Community involvement also is present in some sporting activities. While the camp does not belong to any organized leagues, teams from the local communities do compete with camp residents in athletic events, including indoor sports in the camp's gymnasium. The opportunity for chess and table game clubs also is available, although they are not

presently organized. Camp Pontiac also has facilities for woodcraft and leathercraft hobbies.

Educational programs are available for residents, depending on their particular needs. Adult basic education, which includes career exploration, is available as well as the standard high school and substance abuse education programs. Camp Pontiac also has one of the new relocatable classrooms and, like Camp Hoxey, has one of the two Federal Title I Programs in the camp program. As stated before, this program is for men who are between the ages of 18 and 21 who are deficient in certain education areas. The staff consists of one teacher and two aides on this program.

As with other camps, both Protestant and Catholic services are available to residents.

Camp Waterloo

Camp Waterloo was the first corrections camp activated, beginning operation in 1948. It can accommodate 204 prisoners. It is larger because the camp was formerly the entry point for all residents transferred from other institutions.


For residents at Waterloo, 18 miles east of Jackson off I-94, a well diversified educational program is offered. Waterloo provides adult basic, high school, substance abuse education and marriage and family planning educational programs. In conjunction with the academic program, the camp has a gymnasium and a part-time instructor for physical education programs. The gym is additionally used for leisure time programs and competition with local community teams. Finally, in the academic area, there are some college level classes taught at the camp by Jackson Community College.

Camp Waterloo is the only camp in Region III to offer a vocational training program. The dental laboratory school is a 15-week training program, which teaches students how to make prothesis, followed by an extended period of on-the-job training during which residents make all the prothesis for state institutions (Corrections, Mental Health and Social Services). The program generally has an enrollment of 15 to 20 students during each training section.

A prevocational program also is available. It exposes residents to a variety of vocational areas and is essentially a career planning orientation.

As the only camp with a full-time chaplain, Waterloo offers the residents access to both Protestant and Catholic services, as well as religious counseling. Group counseling and individual counseling also are available.

In addition to DNR work and a limited number of camp jobs, some Waterloo residents have found work pass employment on farms and with local merchants and industry in such communities as Milan and Chelsea.



Select offenders at Camp Waterloo can learn to make prosthesis, a skill valued in the free world and a product needed by many institutional residents.

Michigan Parole Camp

The Michigan Parole Camp (MPC) is the entry point for all male residents transferred from an institution to the camp program. It is here they are processed into the camp program and subsequently reassigned to a permanent location in one of the three regions. Another function is to receive and hold all male residents from other institutions who are preparing to be transferred to either a resident home or a corrections center.

Directly across the road from the State Prison of Southern Michigan (SPSM) at Jackson, MPC can accommodate 140 residents. Housed on 23 acres in three barracks-type living units, about 20 of the residents are permanent employees while the balance are either work pass residents or those who will leave on parole or be transferred to resident homes or corrections centers within 90 days.

MPC residents are usually offenders who will parole to some city in southern Michigan. They come from all state corrections facilities, excluding the Ionia facilities, Camp Brighton and Camp Pontiac, which have their own release points.

In their effort to prepare parolees to meet the responsibilities of their upcoming freedom, the

Bureau of Field Services has established a parole school at MPC. Developed and administered by Jackson Community College, the 40-hour school is required of all residents two weeks prior to their release. The program, officially known as "Sociology 101: The Individual Society," carries three JCC credit hours. Included in the curriculum are 40 sessions covering subjects such as:

- Job Hunting
- Social Security Benefits, Rights, and Eligibility
- The Employment Interview
- Budgeting and the Management of Money
- Transportation Needs and Costs
- Housing
- The Family and Marriage
- Nutritional Needs and Family Food Budget
- The Community, Citizenship and Government
- The Role of Law and Law Enforcement in a Democratic Society
- Credit Counseling
- Insurance
- Taxes


While residents are waiting to reach the two-week point before their release, the time when they begin the parole school, there are a number of activities to occupy their time. In addition to jobs in camp service areas, MPC has a woodshop which refinishes furniture for state and federal agencies. There are also DNR jobs available for some residents.

MPC also houses residents of SPSM's Trusty Division who are within 90 days of their earliest possible release date and who are employed in the community on a work pass program.

To provide gradual exposure to the society they will soon enter, there is a furlough program for residents at MPC which permits them to leave the camp to seek employment and to spend time with their families.

Families and friends may also come to the camp. A visiting facility is provided. During the summer months, this facility is a picnic area, much resembling a state park, which permits picnics and provides a recreation area for children.

Religious services are available to residents and, although somewhat inadequate, there is a recreation program to occupy leisure time.



the incarcerated female offender in michigan
huron valley women's facility

On Aug. 5, 1977, the State of Michigan opened its first prison designed solely for female felons. Called the Huron Valley Women's Facility, this new prison near Ypsilanti is currently housing all female felons previously at the women's division of the Detroit House of Correction (DeHoCo). The capacity of the new facility is 390, and at the time it was opened, it was nearly full. In addition, another 56 women were housed in several county jails throughout the state because of crowding at the Detroit facility or because of disciplinary problems.

Prior to Aug. 5, the state administered the women's division of DeHoCo for a period of two years under legislation signed into law on Aug. 5, 1975. While the state ran this institution, it also accommodated misdemeanants sentenced from several sentencing jurisdictions in southeastern Michigan. These women were not, however, taken to the new felon institution when it opened.


In July, 1977, a total of 413 women were

incarcerated in either the women's division at DeHoCo or in county jails in the state. Of that number, 45 were in the Kalamazoo County Jail, under a contract which expires in December, 1977. Another 90 were in halfway houses.

The new institution was originally designed for 210 women felons. Later it was discovered that this capacity would be insufficient and an additional 60-bed housing unit was added. In 1977, further growth in women felons at DeHoCo prompted the department to increase the capacity to 390 by the

HURON VALLEY WOMEN'S FACILITY

3511 Bemis Road, Ypsilanti, 48197; Supt. Gloria J. Richardson; Phone: (313) 434-6300; Opened Aug. 5, 1977; Capacity: 390; Average population 1977: 402; Age limits: 17 and up. (Multi-security for women)



Aug. 5, 1977, was moving day for Michigan's women prisoners. Television crews were on hand for the occasion.



addition of four 30-bed prefabricated housing units at this site. Even so, it appears that this institution will be crowded shortly.

The state was anxious to leave DeHoCo because of the condition of that 50-year-old facility which made maintenance a daily problem. In addition, there was little space at that institution for programming for the women. It is hoped the new institution will provide a more humane environment and more program space for the incarcerated female offender.

The new institution, adjacent to a partially-constructed men's maximum security prison, cost about \$10.5 million dollars. It has two medium security housing units, each housing 60 women; two close security housing units for 60 women each; a 30-bed reception and segregation area in the administration building and 120 minimum security beds. Each housing unit has its own kitchenette where the women prepare their meals. Each unit also has a study room and special facilities for application of cosmetics and hairstyling.

As at DeHoCo, the new institution offers women traditional education programs including GED preparation, remedial education, and high school completion. At the time of this writing, the department was attempting to make arrangements with local community colleges to provide college level courses for the women.

In the area of vocational training, the women will be allowed to choose from food services, office practices, graphic arts reproduction, general building maintenance and industrial arts and a program run at the Plymouth Center for Human Development which allows qualified women to become nurse attendants, child care workers and teacher aides. Trained women prisoners work with the blind, infirm, physically and mentally handicapped patients at the center.

For drug abusers there is SHAR House, a private therapeutic drug community, which is offering services in two of the prefabricated housing units at the new institution.

As in the male institutions, selected women are offered the department's parole contract (See section on Parole Contracts).

Beyond these limited vocational offerings, prisoners can hold institutional jobs, which pay about 55c a day, in the kitchen, on yard detail and in housekeeping. They also can act as nurse aides in the institution's infirmary.



This woman prisoner settles into her new home at the Huron Valley Women's Facility.

**CRIMES FOR WHICH FEMALE FELONS
ARE SERVING TIME AT DEHOCO**

APRIL 1977

OFFENSES	NUMBER OF OFFENDERS
Larceny from Building	59
Armed Robbery	52
Murder, Second Degree	45
Manslaughter	38
Uttering and Publishing	23
Narcotics, Unlawful Sale, Dist., Mfg.	17
Murder, First Degree	14
Assault to Rob, Armed	13
Narcotics, Possession	12
Larceny from a Person	10
Assault Less Than Murder	9
Unarmed Robbery	8
False Pretense to Defraud	8
Escape from Prison	8
Forgery of Records	7
Larceny Over \$100	7
Carrying Concealed Weapon	6
Receiving Stolen Property	6
Non-Narcotic, Sale, Dist., Mfg.	5
Checks w/o Acct. or Fund	4
Kidnapping	4
Felonious Assault	3
Breaking and Entering Occupied Dwelling	3
Sale or Use of Credit Cards	2
Aiding Escape and Rescuing Prisoners	2
Larceny by False Personation	2
UDAA w/o Intent to Steal	2
Burning a Dwelling House	2
Assault to Commit Murder	2
Other Offenses	14

The new institution has a full-time recreation director and a large gymnasium. For leisure time activities, there is a library and several clubs which draw support from outside groups. Group and individual counseling also is provided. Religious counseling and programs are to be provided by part-time contractually-paid chaplains.

Because of the relatively small population at the new institution, the department cannot provide all of the vocational training programs available at large institutions for men. It is planned, however, that community resources will be developed so women who are interested in training not available at the new prison can find it in the community. The general building maintenance and industrial arts programs should provide women with pre-job experiences and introduce them to such diverse trades as welding.

In addition, the department's analysis of the types of training and job experiences women need to return to the community with sellable skills continues. Not enough is known at this point about the needs of the woman offender in Michigan to speak with any great assurity about the success of any of the vocational training programs, with the exception of the one run by the Plymouth Center for Human Development and Schoolcraft Community College, which has proved itself successful.


Besides offering some of the comforts of a modern facility, the new prison provides more adequate space for visiting by prisoners with families and friends.

In the area of health care, the new institution has a part-time doctor and clinic staff for short-term and emergency care. Long-term care and special medical attention will be provided in local community facilities.




--Photo by Margaret Barlow

Working with handicapped children at the Plymouth Center for Human Development.



office of jail services

Conditions at Michigan jails and lockups vary considerably — from the intolerable to the attractive.



The Office of Jail Services (OJS), a division of the Bureau of Correctional Facilities, is responsible for inspecting and regulating county and city jails and lockups. Training local corrections staff and providing a range of technical services in the areas of planning, operations, and the design and renovation of local correctional facilities are part of this responsibility.

In enforcing state jail standards, the office conducts an annual inspection which identifies major operational and physical plant deficiencies as well as actions taken to comply with the standards. In some cases it has been necessary to initiate court action to enforce changes, but generally this has been achieved through follow-up and negotiation. No court actions were started by the department during 1976.

Along with its local responsibilities, OJS has provided similar consultive services to the department.

In 1976 new jails were opened in Marquette and Menominee Counties and Kalkaska opened a new county lockup. Bay and Washtenaw counties have new jails under construction. Major additions were completed in Midland, Kent, Barry and Macomb counties. A temporary 250-bed sheriff's detention annex was completed by Wayne County to help alleviate serious jail overcrowding.

About 13 other counties and cities competed for federal public works funds to construct new jail facilities. While only a few projects were funded, several localities are submitting applications for re-evaluation. Many projects are currently pending funding decisions. But some major construction is expected even if federal dollars are not available.

County jails which have been using menus and recipes provided by OJS have been extremely effective in holding the line against inflationary food costs. These programs entail use of cycle menus, standardized recipes and rigid inventory systems.

In addition, major design work for food operations, staffing, equipment, preparation and service, and

upgrading sanitation procedures have been undertaken for several jails and state correctional facilities.

Six hundred fifty-four critical incidents were reported by county and city jails and lockups from Jan. 1, 1976 through March 31, 1977. These included: 33 suicides; 161 attempted suicides; 38 fires; 47 escapes from security areas; 182 escapes from non-security areas (walkaways); 74 inmate on inmate assaults; and 20 inmate on staff assaults. Ninety-nine other incidents including death other than suicide, contraband smuggling, attempted escape, accidents and the like were reported.


From Jan. 1, 1976 through June 30, 1977, 786 personnel from 156 agencies received 12,660 manhours of training. Programs ranged from one-day seminars to two-week programs. The average training time for participants was 16 hours. But recent programs emphasizing handling abnormal people in a correctional setting have increased the average programs to about 32 hours.

During the same period, 622 persons took the federal Bureau of Prisons' *Jail Operations* correspondence course, and 377 persons took the *Jail Management* course. A total of 91.3 per cent of the former and 45.6 per cent of the latter taking the courses received certificates of completion.

Correspondence courses are designed for self-programmed instruction and equate to about 20 hours of work for each course.

OJS staff continue to assist the Michigan State Medical Society in determining medical needs of jail inmates in developing standards and prototypes of model medical delivery systems. This is part of a national project conducted by the American Medical Association through a grant from the Law Enforcement Assistance Administration. Michigan is one of six states participating in the project.

Staff also have made inquiries related to number of juveniles housed in jails, and resources and levels of mental health services provided to jail inmates.



MICHIGAN DEPARTMENT OF CORRECTIONS — 1976 YEAR END RESIDENT POPULATION
OFFENSES IN ORDER OF MAXIMUM TERMS

(INCLUDES ATTEMPTS)

DISTRIBUTION OF MINIMUM TERMS

Figure C1

Compiled Laws 1948	OFFENSE	Tot.	1/2	1	1 1/2	2	2 1/2	3	3 1/2	4	4 1/2	5	5 1/2	6	6 1/2	7	7 1/2	8	9	10	11	12	15	20	25	35	* Life	Flat * Life		
	GRAND TOTAL	12369	79	831	1089	1669	799	1363	523	485	71	1171	43	319	102	291	439	171	59	878	9	159	405	270	102	65	485	492		
750.316	Murder, First Degree	Life																												
750.529	Robbery, Armed	Life*		34	36	97	40	129	82	66	9	217	7	54	18	58	108	50	9	209	6	49	169	107	34	21	98		492	
750.89	Assault to Rob, Armed	Life*		13	14	70	47	111	27	76	6	234	6	35	8	47	86	27	4	137		15	59	25	8	1	18			
750.317	Murder, Second Degree	Life*		1	1	4	2	12	4	6		33	2	10	1	11	38	14	5	146	1	34	90	69	29	26	240			
750.520	Rape	Life*		2	5	10	5	23	17	5	19	1	4	1	5	20	1	1	29	1	3	21	23	11	5	48				
750.83	Assault W/I to Commit Murder	Life*		2	1	2	1	8	2	4		13	1	4	1	4	7	2	2	15		5	16	15	10	9	35			
750.520B	Criminal Sexual Conduct, 1st Degree	Life*		2	2	12		4	4	4		7		3	1	5	5	3	1	22		2	7	11	2		11			
750.349	Kidnaping	Life*		3		2	2	2	1	1		4			1	3				9		1	8	7	2	2	21			
750.157A	Conspiracy	Life*			3	7	2	2	1	4		7			2	4	2			2		2	1	1	1		4			
750.531	Bank Safe or Vault Robbery	Life*				1	1			4				3		1	2		1				4	5	2		2			
769.12	Habitual Criminal, Fourth Felony	Life							1			1					1			4		1	3	2	2		5			
769.10	Habitual Criminal, Second Felony	Life					2		1	1		3					1													
769.11	Habitual Criminal, Third Felony	Life				1						2								1				1	1		2			
335.152	Narcotics, Sale Of	Life*																						4	1	1				
750.91	Attempt to Commit Murder	Life*							1			1															2			
767.61A	Offense by Sexually Delinquent	Life*																									2		1	
750.112	Burglary with Explosives	30		1																				1						
750.206	Place Expl. W/Int. to Damage	25		2				1																1						
335.02	Narc. Drugs, Unlawful Sale, Distr, Mfg	20		381	10	19	32	20	48	20	29	5	66	1	12	3	18	23	9		42		23	1						
750.72	Burning a Dwelling House	20		22		1	2	1	4	1	2		2		1		2	2			2		2	2						
750.213	Extortion	20		18		1	1	2	2		1		2			1	1				2		2	3						
750.457	Accept Earnings of Prostitute	20		3												1					1		1							
750.455	Pandering	20		1																		1		1						
750.530	Robbery, Unarmed	15		535	9	16	57	31	83	30	29	3	93	7	13	4	16	41	17	6	67	1	5	2						
750.321	Manslaughter	15		435	1	2	24	8	23	6	17	2	79	3	13	2	22	55	23	10	124		8	13						
750.110	Break and Enter Occ. Dwelling	15		428	5	21	51	33	68	21	45	13	68	2	20	1	13	20	5	4	31		4	3						
750.520C	Crim. Sexual Conduct, 2nd Degree	15		82	6	6	11	8	10	5	3		15		1	1	5	2	1	8										
750.520D	Crim. Sexual Conduct, 3rd Degree	15		53	1	3	7	4	2	1	4		14		2	1	4	2		7			1							
750.88	Assault to Rob, Unarmed	15		51	1	1	3	2	13	2		1	12		4	2	2	2		6										
750.158	Sodomy	15		22	2		3	2	3		1		2		1		2			6										
750.422	Perjury	15		5			1	1								1	1													
750.205	Place Expl. by Prop. W/I Dischg.	15		1																	1									
750.329	Firearm, Cause Death W/O Malice	15		1						1																				
750.249	Uttering and Publishing	14		186	2	14	37	28	46	12	10	1	11		7	1	3	2	5	7										
750.248	Forgery of Records	14		57	3	5	10	8	16	4	3		2		3		1		1	1										

MICHIGAN DEPARTMENT OF CORRECTIONS — 1976 YEAR END RESIDENT POPULATION
OFFENSES IN ORDER OF MAXIMUM TERMS

(INCLUDES ATTEMPTS)

DISTRIBUTION OF MINIMUM TERMS

Figure C1

Compiled Laws 1948	OFFENSE	Tot.	1/2	1	1 1/2	2	2 1/2	3	3 1/2	4	4 1/2	5	5 1/2	6	6 1/2	7	7 1/2	8	9	10	11	12	15	20	25	35	* Life	Flat * Life
750.253	Uttering Counterfeit Notes	5	2				1		1																			
750.226	Carry Weapon W/Unlawfull Intent	5	2	1				1																				
750.224	Mfg. or Poss. Illegal Weapons	5	1	1																								
750.210	Possession of a Bomb	5	1			1																						
257.617	Leaving Scene of P.I. Accident	5	1			1																						
750.360	Larceny from a Building	4	641	4	89	188	192	75	89		3		1															
750.82	Felonious Assault	4	232	1	19	30	86	45	47	2	2																	
335.03	Narcotic Drugs, Possession Of	4	168	4	29	37	60	17	21																			
750.74	Burning of Personal Property	4	13		1	4	3	4	1																			
750.377A	Mal. Dest. Property Over \$100	4	11		3	3	3	1	1																			
750.157P	Intent to Sell or Use Credit Cards	4	11		3	2	3	2	1																			
750.136	Cruelty to Children	4	10		2	2	3	2	1																			
750.157Q	Sale or Use of Credit Cards	4	10		4	1	1	2	1		1																	
750.77	Prepare to Burn Prop. Over \$50	4	10			1	5		4																			
335.06	Marihuana, Unlawful Sale,Distr.Mfg.	4	9			1	3	3	1				1															
750.199A	Absconding or Forfeiting Bond	4	8			1	2	2	2	1																		
750.377	Malicious Destruction of Animals	4	4		2	2																						
400.60	False State. to Obtain Relief Over \$500	4	3			2			1																			
750.380	Mal. Dest. House, Barn. Other Bldg.	4	3			1			2																			
750.279	Fraudulent. Disp. Personal Property	4	1				1																					
750.197C	Jail - Break, Armed	4	1				1																					
750.378	Mal. Dest. Dam,Resv,Canal	4	1				1																					
750.377B	Mal. Dest. Police Property	4	1				1																					
750.357A	Larceny of Livestock	4	1					1																				
750.145B	Accost/Solic. Child-Imm.Purp. 2nd Off.	4	1			1																						
752.811	Enter Vending Machine	3	7		1	4	2																					
750.414	UDAA W/O Intent to Steal	2	59	2	23	31	1	1		1																		
335.20	Non-Narcotic Drug, Possession	2	40		18	22																						
750.131A	Checks W/O Acct. or Suff. Funds	2	31		11	20																						
750.520E	Crim. Sex. Conduct, 4th Degree	2	15		1	14																						
750.479	Resisting or Obstructing Officer	2	8		2	6																						
752.861	Careless Use of Firearms	2	7		4	3																						
750.324	Negligent Homicide	2	6		2	4																						
752.191	Felonious Driving	2	2		1	1																						
750.177	Conceal Mortgaged Prop. Over \$100	2	1			1																						

NOTE — All cases listed here in which the minimum exceeds 2/3 of the maximum were sentenced under repeat offender statutes.

* LIFE OR ANY TERM OF YEARS — Actual maximums which range from a few years up to and including life are not stated since the primary purpose of this table is to illustrate the distribution of minimum terms for specific offenses.

BUREAU OF CORRECTIONAL FACILITIES SUMMARY FOR THE YEAR 1976

Figure C2

POPULATION AND MOVEMENT	Grand Totals	Total Males	R&GC	SPSM	IONIA REF.	MTU	MARQ.	MIPC	MUSK.	CASS LAKE	CAMPS	DHC Females	DHC Males	Corr. C. Males	Corr.C. Female	Res.H. Males	Res.H. Females
BEGINNING POPULATION	10773	10468	509	4844	1303	704	798	68	227	264	1249	248		409	52	93	5
New Commitments	3534	3338	3289				49					196					
Tech. Violator of Probation	370	354	354									16					
Probationers with New Sentence	1070	1023	1021				2					47					
Parole Violator with New Sentence	535	517	507				10					18					
Escape with New Sentence	92	79	79									13					
Additional Sentence Imposed	995	953	720	170	26		31	6				42					
TOTAL COMMITMENTS	6596	6264	5970	170	26		92	6				332					
Returned from Ionia State Hospital	19	19	1	17							1						
Technical Parole Violator Returned	564	547	539				5					17		3			
Returned by Court Order	2075	1878	250	996	223	89	27	4	113	35	124	196		14	14	3	
Returned from Temporary Release	515	507	53	284	17	7	48	1	48	2	47	8					
Escapees Returned	607	505	195	220	39	7	17		6	2	1	94		13	8	5	
Returned Parole Furlough Violation																	
Returned Limited Furlough	5723	5421	1	1078	269	282	57		419	682	2632	302	1				
Returned Parole Furlough	10	9		1	2	3				1	2	1					
Interfacility Transfers	15929	15731	1121	3877	1494	943	802	276	848	517	3619	29	12	1463	134	759	35
Adjustment	2	2							1		1						
TOTAL INTAKE	32040	30883	8130	6643	2070	1331	1048	287	1435	1239	6427	979	13	1493	143	767	35
Paroled	3509	3346	6	530	355	126	71	1	43	60	988	74		837	66	329	23
Reparoled on Same Term	199	199	1	75			5		1		117						
Paroled in Custody	101	96		73	8	10	4				1	5					
Reinstated on Parole	15	14	3	8	1		1				1	1					
TOTAL PAROLED	3824	3655	10	686	364	136	81	1	44	60	1107	80		837	66	329	23
Discharged on Maximum with Parole	112	112	6	79	4		5				17			1			
Discharged on Maximum without Parole	280	268	4	168	43	4	14			1	26	10		7	1	1	1
Death in Institution	26	25		12	4	1	3					1		4		1	
Released by Court Order	3237	2990	510	1451	382	120	65	11	139	48	190	23		51	7	23	1
Released to Ionia State Hospital	23	23		23													
Limited Furlough	5764	5458	1	1088	276	282	57		419	673	2660	306	1	1			
Parole Furlough	10	9		1	2	3				1	2	1					
Temporary Release	511	508	52	286	18	10	50	1	51	2	35	3		3			
Escape	725	598		164	40	5	3		7	39	126	90		164	35	50	2
Interfacility Transfers	15929	15731	7584	2330	752	670	686	255	412	394	2085	150	12	388	44	163	4
Adjustment	3	3							1					2			
TOTAL RELEASES	30444	29380	8167	6288	1885	1231	964	268	1073	1218	6248	880	13	1458	153	567	31
END OF YEAR POPULATION	12369	11971	472	5199	1488	804	882	87	589	285	1428	347		444	42	293	9

MICHIGAN DEPARTMENT OF CORRECTIONS
POPULATION BY FACILITY, SEX AND YEAR (1967 - 1976)

Figure C3

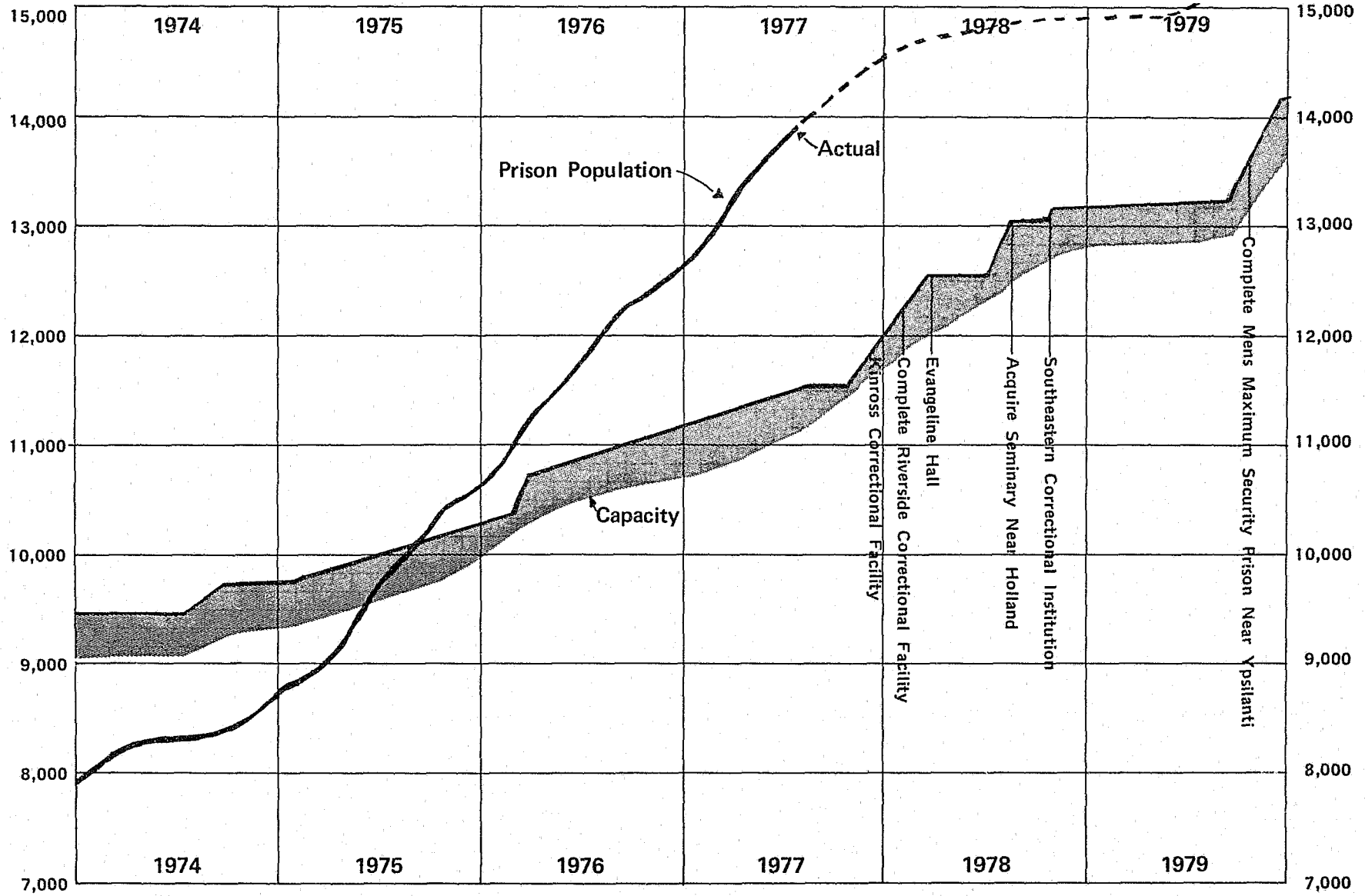
DATE	GRAND TOTAL	TOTAL MALES	MALES													TOTAL FEMALE	FEMALES		
			R & GC	SPSM	IONIA REF.	TRAIN. UNIT	MAR-QUETTE	MIPC	MUS-KEGON	CASS. LAKE	CAMP PROG.	DHC	FED. PRGC	CORR. C	RES. H.		DHC	CORR. C	RES. H.
1967	7037	6906	618	3193	1006	459	729	-	-	184	675	30	12	-	-	131	131	-	-
1968	7743	7548	538	3770	1071	462	653	-	-	227	796	20	-	11	-	195	188	7	-
1969	8409	8189	617	4082	1180	475	771	-	-	205	780	28	-	51	-	220	218	2	-
1970	9079	8870	806	4139	1230	604	724	-	-	256	1055	6	-	50	-	209	202	7	-
1971	9547	9291	784	4238	1263	717	776	-	-	260	1097	40	-	116	-	256	244	12	-
1972	8471	8259	656	3806	1068	674	728	-	-	209	969	28	-	121	-	212	172	40	-
1973	7874	7683	637	3642	782	658	725	25	-	192	809	2	-	180	31	191	163	26	2
1974	8630	8410	461	3855	900	693	728	44	206	262	969	-	-	222	70	220	202	17	1
1975	10773	10468	509	4844	1303	704	798	68	227	264	1249	-	-	409	93	305	248	52	5
1976	12369	11971	472	5199	1488	804	882	87	589	285	1428	-	-	444	293	398	347	42	9

*Federally funded and operated PRE-RELEASE GUIDANCE CENTER terminated

Figure C4

MICHIGAN DEPARTMENT OF CORRECTIONS
MICHIGAN PRISON POPULATION AND CAPACITY

(PAST AND PROJECTED)



CRITICAL INCIDENTS IN MICHIGAN PRISONS DURING 1976

Figure C5

INCIDENT	SPSM	MARQ	MR	MTU	MUSK	RGC	CAMPS	CASS LAKE	MIPC	RCF	TOTAL MEN	WOMENS DIVISION	TOTAL
Incidents Filed	489	77	366	97	36	92	64	14	18	-	1253	137	1390
Homicide	1	-	-	-	-	-	-	-	-	-	1	-	1
Staff	-	-	-	-	-	-	-	-	-	-	-	-	-
Resident	1	-	-	-	-	-	-	-	-	-	1	-	1
Suicide	63	17	92	3	2	20	-	-	1	-	198	11	209
Death	2	-	3	-	-	1	-	-	-	-	6	-	6
Attempt	61	17	89	3	2	19	-	-	1	-	192	11	203
Assaults	116	29	159	48	18	48	21	5	10	-	454	19	473
Staff Victim*	63	11	44	12	8	19	3	-	3	-	168	12	180
Resident Victim	54	18	115	37	12	32	18	5	7	-	298	7	305
Weapon	39	13	47	9	8	8	5	3	3	-	135	3	138
Serious Injury	17	9	25	13	5	6	6	1	4	-	86	†	87
Smuggling	86	-	13	10	10	2	14	-	-	-	135	2	137
Staff	6	-	-	-	-	-	-	-	-	-	6	-	6
Drugs	3	-	-	-	-	-	-	-	-	-	3	-	3
Weapons	1	-	-	-	-	-	-	-	-	-	1	-	1
Alcohol	1	-	-	-	-	-	-	-	-	-	1	-	1
Money	-	-	-	-	-	-	-	-	-	-	-	-	-
Other	1	-	-	-	-	-	-	-	-	-	1	-	1
Resident	27	-	8	9	6	2	7	-	-	-	59	2	61
Drugs	13	-	3	4	5	-	6	-	-	-	31	1	32
Weapons	7	-	5	2	-	2	-	-	-	-	16	-	16
Alcohol	4	-	-	-	-	-	-	-	-	-	4	-	4
Money	6	-	-	-	1	-	-	-	-	-	7	-	7
Other	3	-	1	3	-	-	1	-	-	-	8	1	9
Visitor	51	-	5	1	4	-	7	-	-	-	68	-	68
Drugs	44	-	4	1	3	-	5	-	-	-	57	-	-
Weapons	6	-	-	-	-	-	2	-	-	-	8	-	8
Alcohol	3	-	-	-	1	-	1	-	-	-	5	-	5
Money	14	-	1	-	-	-	1	-	-	-	16	-	16
Other	-	-	1	-	-	-	-	-	-	-	1	-	1
Riot/Mutiny/Strike	6	-	2	2	-	-	2	1	1	-	14	-	14
Refusing an Order/Insubordination	92	6	39	7	1	4	3	-	1	-	153	2	155
Theft	7	-	-	1	-	-	-	1	-	-	9	-	9
Extortion	4	-	4	1	-	-	-	1	-	-	10	-	10
Substance Abuse	5	3	1	4	-	-	2	2	1	-	18	3	21
Fire/Accident	32	13	24	7	4	4	13	3	-	-	100	6	106
Staff Injury	2	2	3	-	-	-	-	-	-	-	7	-	7
Resident Injury	5	4	8	-	2	1	7	-	-	-	27	2	29
Firearm/Mace Discharge	34	2	13	4	-	6	-	-	4	-	63	1	64
Escape from Secure Inst.	-	-	-	4	-	-	-	-	-	-	4	87	91
Natural Death	5	3	2	1	-	-	-	-	-	-	11	-	11
Other Visitor	14	-	-	1	-	-	3	-	-	-	18	-	18
Other	24	4	17	4	1	8	6	1	-	-	65	6	71

* Most assaults in which staff members were victims occurred when prisoners were being moved or were otherwise resisting staff.

RACIAL BREAKDOWN

Figure C6

CLIENTS OF THE MICHIGAN DEPARTMENT OF CORRECTIONS
(Excluding Probationers)
January 31, 1977

LOCATION	TOTAL	WHITE	BLACK	SPANISH AMERICAN	INDIAN	ORIENTAL	OTHER	NO INFORMATION
Cassidy Lake Tech. School	265	56.2%	39.2%	2.3%	.8%			1.5%
DeHoCo Women	343	19.5%	47.8%	1.2%				31.5%
Womens Centers	55	21.8%	54.5%	1.8%				21.8%
Mental Health	21	57.1%	33.3%	4.8%				4.8%
Michigan Reformatory	1460	37.1%	58.3%	2.1%	1.0%		.1%	1.5%
State Prison of Southern Michigan	5155	36.7%	59.4%	2.2%	.4%		.2%	1.1%
Muskegon Correctional Facility	580	43.8%	50.2%	4.7%			.5%	.8%
Marquette Branch Prison	911	45.2%	51.3%	1.9%	.5%		.3%	.8%
Michigan Intensive Program Center	79	32.9%	65.8%	1.3%				
Reception and Guidance Center	495	17.0%	20.6%	.8%			.2%	61.4%
Michigan Training Unit	800	52.4%	42.3%	2.3%	.5%	.1%	.4%	2.1%
Upper Camps	434	40.1%	56.7%	2.1%	.5%		.2%	.5%
Lower Camps	1022	41.9%	54.3%	2.0%	.7%		.4%	.8%
Mens Centers	467	38.8%	59.5%	1.1%		.2%	.2%	.2%
Parolees	4190	45.9%	50.8%	1.5%	.6%		.2%	1.0%
TOTAL	16277	40.4%	53.3%	2.0%	.5%		.2%	3.6%

PER CAPITA COSTS PRISONER CARE AND CUSTODY

Figure C7

1976-77 Fiscal Year

Corrections Camps	\$10.95
Cassidy Lake Technical School	\$14.54
Marquette Branch Prison / MIPC	\$24.27
Michigan Training Unit	\$15.44
Muskegon Correctional Facility	\$17.94
Michigan Reformatory	\$18.58
Riverside Correctional Facility	\$46.89*
State Prison of Southern Michigan	\$14.45
Detroit House of Corrections - Womens Division	\$25.07

*Includes Start Up Costs of \$29.08 for May 1977.



*making
headway*

**office
of
health
care**

Exceptional progress has been made in improving health care services for prisoners since the Office of Health Care was established in 1975. It was in this year that an advisory committee appointed by Gov. William G. Milliken made a series of recommendations directed toward major improvements in health care for prisoners.

Headed by a physician, the Office of Health Care is a separate entity within the department. Policy decisions are reviewed and approved by a four-member Health Care Policy Board appointed by the Michigan Corrections Commission. Besides the physician-director, staff members include an associate director, an assistant director for psychiatric services, an assistant director for dental services, an nutritional consultant, a medical record consultant and clerical support.

Through the efforts of the Office of Health Care and the support of Gov. William G. Milliken and the Legislature, major increases in financial support have been provided. Additional operating funds have been requested for fiscal year 1978-79, which are expected to enable the office to hire adequate clinical staff and purchase the equipment needed for each institution. A total of \$1 million has been approved for clinical equipment over a three-year period beginning in 1975.

The major emphasis in staffing has been replacing unqualified prisoner nursing and clerical personnel with fully licensed and professional civilian nurses. Professional hospital administrators have been recruited for the two largest prison complexes — the State Prison of Southern Michigan at Jackson and the three institutions at Ionia. Similarly, civilian clerical and medical record personnel are replacing prisoners to ensure accuracy, integrity and confidentiality of health records.

A total of 15 physician assistants have been recruited since 1975 to assist doctors at the various institutions. Each is a graduate of an improved physician assistant program and possesses certification from the National Commission for the Certification of Physician Assistants.

Recruitment of physicians has been especially difficult. The Office of Health Care has negotiated contracts with Michigan State University and the University of Michigan to recruit from their three medical schools six physicians who will receive clinical faculty appointments with full-time assignment to the Department of Corrections. This effort has been less successful than anticipated, and further steps are being taken to improve the program.

The Department of Corrections has engaged in extensive advertising for professional staff and successfully negotiated with the Michigan Department of Civil Service to increase salaries for both nurses and physicians. These increases, however, have proved inadequate, and further

increases are being requested. In addition, the Office of Health Care is seeking legislative action to provide malpractice liability protection for physicians.

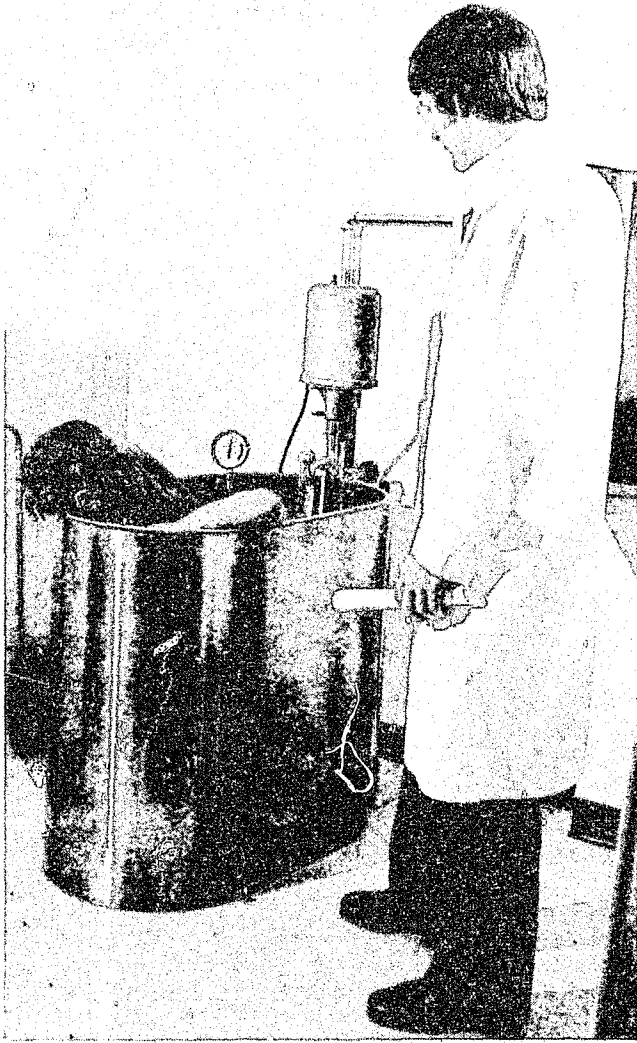
The build-up of competent support staff, renovation of existing facilities, enhancement of security within the clinical areas, purchase of many new items of equipment, salary increases and malpractice liability protection are all expected to improve significantly the department's capability to attract, recruit and keep highly qualified and dedicated physicians, nurses and other clinical personnel.

Interim improvements in the physical plant of the existing infirmary at SPSM are nearly completed. These improvements include compliance with fire and safety provisions, improved lighting and a number of new examining rooms. Plans are nearing completion for construction of a new infirmary outside the walled area of the State Prison of Southern Michigan (SPSM) and adjacent to the new Northside Unit. The Office of Health Care has pledged its work in ensuring that all new or extensively modified clinical facilities will meet standards for licensing and accreditation.

A high priority has been placed on improvement of dental care. Coordination of this program on a



Women prisoners have special health care needs.



statewide basis is the responsibility of a dentist who works out of the Office of Health Care. During this individual's tenure with the department the system has been able to provide four additional dentists and 11 ancillary dental personnel. Major purchases of dental equipment have been made or are planned. Single operatory systems are gradually being replaced by two operatories for each dentist. A new academic course for prisoners was started in 1975 in cooperation with the Jackson Community College. This 60-month program can lead to an associate degree, and ultimately, to full certification as a dental laboratory technician.

Under the direction of a psychiatrist, changes have been made in the manner in which the department provides psychiatric services to prisoners. A clear distinction has been made between medically oriented psychiatric care of the mentally ill and psychological counseling, guidance and evaluation. The former is the responsibility of the Office of Health Care; the latter is a correctional function for



public protection, inmate care and control or classification and is directed through the Psychological Services Unit of the Reception and Guidance Center (R&GC) at SPSM.

A new 100-bed psychiatric inpatient unit is expected to open at the Riverside Correctional Facility, Ionia, in November, 1977. At this time the former psychiatric clinic (Top 6) in R&GC will be closed, and a 19-bed acute psychiatric ward will be

established in the SPSM infirmary. Whenever possible, psychiatric patients whose condition has been stabilized will be housed as outpatients among the general population of the Riverside Correctional Facility, where a somewhat protected environment can be maintained.

Significant improvements also have been made and additional progress is expected in several other areas: Considerable attention is being focused on provision of adequate therapeutic diets for persons whose medical treatment requires such a program. These diets are derived from the regular institutional meals with necessary modifications made to satisfy the specific medical goals in each case. The health care record system is being initiated systemwide to replace the seriously deficient record system previously in use. Inactive records will be microfilmed for safer, more efficient storage. New procedures and civilian supervision has resulted in greatly improved housekeeping at the SPSM infirmary. Modifications are being proposed in the financial management information system so expenditures can be monitored and the most effective means of delivering services can be selected.

A series of procedures manuals are being developed to cover such areas as dental services, emergency and disaster preparedness, infection control, optometric services, infirmary sanitation, safety and security, diet therapy, off-site referrals, critical incident reporting, pharmacy services and sick call. These manuals will define the goals, standards and procedures to be followed at each institution and will help with the monitoring and evaluation of progress in the delivery of health care.

The Office of Health Care has been awarded a \$1 million grant from the federal Law Enforcement Assistance Administration to set up a national training academy for correctional health care. This project will be undertaken with the assistance of the Department of Medical Care Organization, School of Public Health at the University of Michigan; the Office of Health Services, Education and Research of the College of Human Medical at Michigan State University; and the American Medical Association.

It is believed that the problems addressed by Michigan's Health Care Services Unit during the past years do not differ greatly from those experienced in other correctional departments in the United States. This project is expected to help these agencies share knowledge and systematically find solutions to the problems. While Michigan can be pleased to have attained a position of recognized leadership in this area, the formidable array of yet unresolved problems assures that Michigan will be a beneficiary of this program.

clinical services unit

When the Clinical Services Unit came under the

jurisdiction of the Office of Health Care in June of 1977, its name was changed to the Psychiatric Services Unit.

This unit treats the acutely psychotic and those mentally ill individuals who require inpatient care. It receives referrals from the Reception and Guidance Center and all other correctional facilities in the system.

Until a new psychiatric unit at the Riverside Correctional Facility in Ionia is opened sometime late in 1977, this unit will continue to function in "Top-6" at the Reception and Guidance Center.

After the move, an emergency psychiatric ward will be located at the infirmary at the State Prison of Southern Michigan for short-term psychiatric care and also will be under the direction of the Psychiatric Services Unit.

The unit is managed by a clinical psychologist and under the direction of a psychiatrist. It is staffed by three full-time psychologists, one social worker, one electroencephalograph (EEG) technician, one registered occupational therapist, one registered nurse, about 23 correctional psychiatric specialists and 45 to 50 inmates who act as nurses, attendants and hall porters. The clinic also has the services of seven consulting psychiatrists.

In the past this unit also managed special programs for drug, sex and youthful offenders; now that responsibility has been given to the Psychological Services Unit within the the Reception and Guidance Center.

The Psychiatric Services Unit also administers specialized testing and evaluates those patients being considered for transfer to the Department of Mental Health.



Physician assistants help extend medical care.

FULL-TIME HEALTH CARE EMPLOYEES

March 22, 1977

OFFICE OF HEALTH CARE

Physicians	1.0
Dentist	0.5
Psychiatrist	0.5
Nutritionist	0.2

STATE PRISON OF SOUTHERN MICHIGAN

Physician	3.0
Physician (Contractual)	6.0
Physician Assistants	4.0
Dentist	3.5
Dentist (Contractual)	0.4
Dental Hygienist	1.0
Dental Aide	2.0
Registered Nurse	8.5
LPN	5.0
Prison Infirmity Supervisors	18.0
Corr. Psychiatric Clinical Specialist	21.0
Psychiatrist	0.5
Psychiatrist (Contractual)	1.0
Psychologist	3.0
Social Worker	2.0
Pharmacist	2.0
Dispensary Aide	1.0
X-Ray Technician	1.0
Medical Lab. Technician	2.0
Medical Records Adm.	1.0
Optometrist (Contractual)	0.8
EEG Technician	1.0
Nutritionist	0.8
Housekeeper	1.0

CAMPS

Physician (Contractual)	1.0
Dentist (Contractual)	0.8
Dental Aide	2.0
Dental Lab. Supervisor	4.0

MARQUETTE BRANCH PRISON

Physician	1.0
Physician (Contractual)	1.2
Physician Assistant	1.0
Dentist	1.0
Registered Nurse	4.0
LPN	3.0
Prison Infirmity Supervisors	4.0
Pharmacist	1.0
X-Ray Technician	1.0
Medical Lab Technician	1.0
Optometrist (Contractual)	0.2

MICHIGAN REFORMATORY

Physician	1.0
Physician (Contractual)	0.1
Physician Assistant	1.0
Dentist	2.0
Dental Hygienist	0.4
Dental Aide	1.0
Registered Nurse	3.0
Prison Infirmity Supervisor	2.0
Pharmacist	1.0
Optometrist (Contractual)	0.1

RIVERSIDE CORRECTIONAL FACILITY

Physician	0.5
Physician (Contractual)	0.1
Dentist	1.0
Dental Hygienist	0.3
Dental Aide	1.0
Registered Nurse	6.0
Prison Infirmity Supervisor	17.0
Pharmacist	1.0
X-Ray Technician	1.0
Medical Lab. Technician	1.0
Optometrist	0.1

FULL-TIME HEALTH CARE EMPLOYEES (Continued)

March 22, 1977

<u>CASSIDY LAKE TECHNICAL SCHOOL</u>		<u>TOTAL</u>	
Physician (Contractual)	0.1	Physicians	7.7
Dentist	0.5	Physicians (Contractual)	9.1
		Physician Assistant	9.0
		Dentist	12.0
		Dentist (Contractual)	1.2
		Dental Hygienist	3.0
		Dental Aide	7.0
		Dental Lab. Supervisor	4.0
		Registered Nurse	32.5
		LPN	10.2
		Prison Infirmiry Supervisor	43.0
		Corr. Psychiatric Clinic Specialist	21.0
		Psychiatrist	1.0
		Psychiatrist (Contractual)	1.5
		Psychologist	3.4
		Social Worker	3.6
		Pharmacy	5.0
		Dispensary Aide	1.0
		X-Ray Technician	3.0
		Medical Lab. Technician	4.0
		Medical Records Adm.	1.0
		Optometrist	1.4
		EEG Technician	1.0
		Nutritionist	1.0
		Housekeeper	1.0
		Nurse Anesthetist	1.0
<u>HURON VALLEY WOMEN'S FACILITY</u>			
Physician (Contractual)	1.5		
Physician Assistant	1.0		
Dentist	0.5		
Dental Lab. Supervisor	1.0		
Registered Nurse	4.0		
LPN	2.0		
Prison Infirmiry Supervisor	1.0		
Psychiatrist (Contractual)	0.5		
Psychologist	0.4		
Social Worker	1.6		
<u>MUSKEGON CORRECTIONAL FACILITY</u>			
Physician	0.7		
Physician Assistant	1.0		
Dentist	1.0		
Dental Hygienist	1.0		
Registered Nurse	5.0		
Prison Infirmiry Supervisor	1.0		
Optometrist (Contractual)	0.1		
<u>MICHIGAN TRAINING UNIT</u>			
Physician	0.5		
Physician Assistant	1.0		
Dentist	1.0		
Dental Hygienist	0.3		
Registered Nurse	2.0		
LPN	0.2		
Optometrist (Contractual)	0.1		

**1976 IN-PATIENT TREATMENT
CLINICAL SERVICES UNIT**

Total Individuals Admitted	343
Referred from SPSM	254
Referred from R&GC or Other Institution	89
23 Years or Younger	81
24 Years or Older	262

CHARACTERISTICS OF PATIENTS
(some have more than one)

History of Assaulting Residents	71
History of Assaulting Staff	14
Previous Mental Hospital Placement	161
Suicide Attempts	50
Serious Escape Risk	100

DIAGNOSIS

(some have more than one)

Psychotic	219
Mentally Retarded	30
Other	99

TREATMENT OFFERED

(some have more than one type)

Intensive, Individual Psychotherapy	243
Placement in Group Psychotherapy	132
Medication	259
Prisoner Refused One Type or All Treatment	55

PROGNOSIS

Can be Treated in Prison Setting	290
Require Treatment in Mental Hospital Setting	177
Require Treatment in Mental Hospital	62

REASONS FOR REFERRAL

Behavior Indicating Illness	253
Other, Including Drug Intoxication, General Anxiety	110

BEHAVIOR IN CLINIC

Destroyed Property	46
Assaulted Staff or Residents	48
Attempted Suicide	44
Required Close Supervision	123

LENGTH OF STAY

One week or less	99
Two weeks	41
Three weeks	31
Longer	176

FREQUENCY OF REFERRALS

One Referral	196
Two Referrals	84
Three Referrals	39
Four Referrals	13
Five Referrals	6
Six Referrals	4
Seven Referrals	0
Eight Referrals	2
Twelve Referrals	1

REFERRED TO DEPARTMENT OF MENTAL HEALTH

Accepted	33
Rejected	24

one man, one job


bureau of michigan state industries

Charged with the operation of 11 factories and service facilities at three penal institutions, this bureau employs about 880 male prisoners in the manufacture of products ranging from wood and metal furniture to clothing.

Crowding in all institutions, and the department's efforts to ease it by more rapid transfer of eligible prisoners from those in maximum security to medium, minimum and community status, has substantially increased job turnover in the industries. This has made it more difficult to keep skilled workers on the job and has required more staff time in training.

In addition, total sales are anticipated to reach only from \$6 million to \$7 million dollars during the 1976-77 fiscal year because it is an off-year for the production of metal license plates. During 1975-76, total sales hit between \$10 million and \$11 million, a record breaker. It was in that year that the license plate factory at the State Prison of Southern Michigan (SPSM) produced 15 million single license plates. In a normal year, it produces 6 million to 7 million.

As nearly as possible, MSI tries to duplicate conditions and situations as they would exist in any factory outside prisons. Because the pay scale in prison industrial areas is higher than other prison



--Photo Courtesy CC Workshop

employment, MSI can and does demand responsible attitudes on the job. Prisoners punch in and out on a time clock, morning, noon and evening, and are expected to work a full 7½ hour day. Should a man leave the job during the day, he is docked for the time he is absent, except in those very few cases where the absence is authorized. Even job vacancies are open to bid in much the same way as in private industry. When a job opens, any man in the factory may bid on it. First choice goes to the man with the most seniority. He is given a five-day trial to determine if he can handle the job or has the potential to handle it. If so, the job is his; if not, the man with the next most seniority is given the opportunity. The process continues in order of seniority until the right individual is found.

Encouraging prisoners to develop responsible attitudes on the job is one method of attempting rehabilitation, and assisting them in developing saleable job skills is another. Many of MSI's jobs offer prison residents adequate training grounds to develop these skills. Fabricating shops, such as the prison stamp plant, wood furniture factory or license plate factory use equipment and machinery found in

fabricating shops outside the prison. A man who knows how to arc, wire or gas weld in a prison factory can do the same in private industry.

To ensure the skills developed by factory workers are meaningful and will be recognized by perspective employers once a man leaves prison, MSI employees at SPSM participate in an apprenticeship program.

The program, which provides both on-the-job and classroom training in several industrial trades, is fully accredited and registered with the U.S. Department of Labor's Bureau of Apprenticeship Training and the Michigan State Board of Education.

The academic courses are provided by Jackson Community College and the job training by MSI. The program takes roughly four years to complete, requiring 8,000 hours of job training and 576 hours of classroom work.

The ultimate goal of the program is to provide prison employees the opportunity to receive a journeyman card in their particular trade. Upon completion of the program, each successful apprentice is issued a certificate of completion by the U.S. Department of Labor. While journeyman cards can only be issued through a union, most industrial unions have pledged their recognition of the certificate and will, upon presentation of the certificate, issue the proper journeyman card.


While prisoner employees work and learn, they are paid an adequate wage based on prison standards. In fact, MSI's pay plan, which includes both the wage and an incentive payment, is probably the highest and most unique of any prison industry in the country.

The pay for factory workers ranges from \$1.80 a day for beginning employees to as much as \$5 a day, depending on the job, skills and pay plan. In some production work, employees are paid either their hourly wage or a piece-work rate, whichever is greater. Figures for one recent month show that the average wage was \$2.70 a day.

Additional pay is provided for longevity. For each consecutive six months a prisoner works for MSI, he receives a specified increase in his hourly wage. There are several factory workers who have as much as 10 years on the same job.

As an added inducement to prisoner employees, an incentive pay plan permits them to share a portion of those earnings generated by the sales of MSI products. While MSI does not make a profit on its operation, there can be some access between sales and cost of sales, much of which depends on the efforts of the workers. There have been instances where the payment, which is paid quarterly, has exceeded what the prisoners made from their monthly earnings.

In the first three quarters of 1976-77, incentive payments totaling \$191 went to every qualified prisoner employee. Since the inception of the




One man, one job is the goal of Michigan State Industries.

incentive payment plan, the department has paid out over \$577,000 to an average of 710 residents, equating to over \$800 paid throughout the life of the program to each resident. The average quarterly incentive payment comes to about \$58. To qualify, the employee must have worked 50 per cent of the available hours in a quarter. Normally, about 80 per cent of the employees qualify.

In determining the cost of an item, MSI does not seek what the market can bear, as is the case in private industry, but determines price by absorbing all its costs. Since the salaries for civilian supervision are paid from the annual appropriation through the department, this is not included in the cost of sales. What is included is cost of machinery, equipment, materials, resident wages, rent for use of institutional buildings, utilities, and tooling. To the cost, MSI adds a contingency, a percentage of the costs, to cover repairs and equipment, new machinery, improved methods, cost increases and unforeseen expenses.

If resident workers can produce a certain item in less man hours than was previously determined, if they can produce quality products which need not be returned by a dissatisfied customer for additional

Prisoners learn drafting as part of their experiences with the industries program.



work, if machinery and equipment is used responsibly and is not subject to sabotage, if waste is reduced to a minimum, and if residents take a variety of other cost saving steps, the end of the fiscal year will usually show a margin between sales and cost of sales.

The size of the individual wage incentive payment depends to a large extent on the number of workers who receive a share. As a result, the no feather bedding policy helps keep the number to a minimum. The efficiency of the factory in terms of the number of workers needed also helps keep the number in check. A few years ago, it required 194 men in the license plate factory to produce 50,000 plates a day. Between 130 and 150 men produced one million license plates a month during the peak production period during 1975-76.

Under state law, the products of MSI can be sold only to agencies and institutions which are wholly tax supported. Production is financed through a revolving fund provided by the Legislature.

Expansion is always an ongoing goal of MSI; some institutions' lack of physical facilities has prohibited this, but as the department begins to acquire additional prisons to ease its crowding, new facilities for industry programs are being planned. In August, 1977, MSI was in the final stages of setting up and establishing a completely new industry at the newly opened Northside unit at SPSM. This new industry will specialize in manufacturing steel office chairs. This includes everything from stacking chairs to the department's deluxe, fully upholstered executive swivel chairs. When this factory is open, it will employ about 30 prisoners and three civilian supervisors.

MSI also is in the early stages of planning for industries for the new Kinross Correctional Facility at

the Kincheloe Air Force Base near Sault Ste. Marie. At the time of this writing, the bureau was planning to install a metal furniture manufacturing facility at that location.

Plans are to use about 40,000 square feet of existing buildings, which are to be relocated at an industry site. Completion of this industry would relieve a great deal of pressure from the present stamp plant at Jackson, due to the many products manufactured at that location, and it would greatly increase the volume of the manufactured products which can be produced. Several other industries were being considered for this location including a paint manufacturing plant and a tire recapping service.

MSI, in 1977, also was in the process of planning a sign reclamation operation at the SPSM sign shop. If this project begins, it could save the state approximately \$250,000 a year on signs by reclaiming 60 per cent to 80 per cent of all aluminum signs replaced annually.

1977 was the year that MSI decided to phase out the tailor garments factory at SPSM. This was because of the greatly reduced demand for tailored garment clothing and products of that nature. MSI also, at the time of this writing, was in the process of installing a tenter-dryer system at the textile factory at Jackson, which requires an investment of about \$300,000. This piece of equipment controls shrinkage, dries material, automatically admits the addition of chemicals to the cloth, such as flame proofing, and enables the department to maintain quality of woven goods manufactured in the textile factory. This is expected to be the single largest expenditure for a piece of equipment made by MSI.

In addition to the above piece of equipment, MSI is in the preliminary planning stages of installing its



Michigan State Industries produces a variety of office furniture for sale to tax-supported agencies.

own bleaching and dyeing equipment at the textile factory which will permit it to become independent of outside services. This piece of equipment is expected to cost \$100,000.

A continuous problem for industries has been its inability to create a sales market in non-state agencies. Even though its products are considered extremely competitive in terms of quality and cost, many potential markets have not yet been fully tapped. These include school districts and other local governmental units.

During 1976-77 MSI continued with its major advertising campaign in specialized publications, and staff continued to attend state conferences of government agencies to display and explain its products.

Wood and metal furniture are the most popular of the many products manufactured by MSI. In the 1976-77 fiscal year, wood furniture accounted for approximately \$700,000 of total sales; stamp plant (metal fabricating) \$1 million; signs \$700,000; textile sales totaled \$1.4 million and the garment factories, \$1 million.

There are factories operating at SPSM, the State House of Correction and Branch Prison in Marquette and the Michigan Reformatory in Ionia. None of the factories duplicate the efforts of the others.

state prison of southern michigan

The institution at Jackson currently houses six manufacturing concerns, plus a machine shop, an industrial maintenance section and a finished goods warehouse. Employing an average of 600 prisoners, Jackson's industrial complex is the largest of MSI's operations.

License Plate Factory — The factory at Jackson, employs currently 85 men and is the sole producer of license plates and tabs for the State of Michigan.

Stamp Plant — Responsible for 10 per cent of MSI's total volume, the major products at the stamp plant are a complete line of office furniture, excluding desks. Manufactured in a variety of colors, the line includes files, bookcases, study tables, cafeteria tables, steel chairs, classroom chairs, swivel chairs, side chairs, 12 styles of lockers, storage units, typing stands, conference tables, coat racks and storage racks. The factory also produces a selection of beds.

Most of the items produced at the stamp plant find their way into state, county and city government offices, institutions, schools, state hospitals and other tax supported agencies. The factory employs between 170 and 180 men.

Sign Shop — Located in the stamp plant, it is here that speed signs, warning signs, and other highway signs are made for the State Highway Department. Employees also make a variety of large and small decals for use by state agencies. A total of 18 men work here.

Shoe Factory — The MSI shoe factory, employing approximately 50 men, manufactures shoes for work, dress and casual wear. Most of the shoes are sold for use by state and local police, county and city jail inmates, prison residents, state institutions and state hospitals.

Tailor Garment Factory — This factory is scheduled to close Sept. 3, 1977. Currently it employs an average of 35 residents and produces both casual and dress clothing, including some uniforms for prison guards and dress clothing issued to prison residents who are going out on parole or discharge. It also produces the State Flag in volume quantities



Techniques learned in industries jobs are transferable to free society.

and a variety of safety clothing.

Textile Factory — Beginning with the raw material, the textile factory at Jackson produces with looms and knitting machines, materials later used in the manufacturing of underwear, terry toweling, sheets, pillow cases, and cotton blankets. It also produces the twills used in inmate-issued clothing, including kitchen and hospital whites.

Once the material is woven, the textile factory bleaches, dyes, and dries the material before it is shipped to other factories at Marquette and Ionia where it is put into the production of clothing. The textile factory at SPSM manufactures pillowcases, sheets, underwear and complete mattresses.

In the basement of the textile factory, mattresses are made for all correctional institutions, county jails and many other institutions in the state. The textile factory, employing approximately 140, furnishes fire resistant mattresses to nearly all jails in Michigan.

Warehouse — The new finished goods warehouse at the Jackson Complex employs 20 men.

state house of correction and branch prison

MSI operates one factory at the State House of Correction and Branch Prison in Marquette, the work garment factory. Employing an average of 50 men, the facility at Marquette ranks lowest in the rate of labor turnover with an average of 10 per cent per month as compared to the high of 25 per cent per month at the Michigan Reformatory in Ionia.

The work garment factory manufactures all prison uniforms, coveralls and other standard clothing for 90 per cent of the jails in the state.

michigan reformatory

Employing approximately 200 prisoners, MSI operates two manufacturing facilities, one service facility, and an industrial maintenance shop at the Michigan Reformatory in Ionia.

Because this is an institution for youthful offenders who are transferred to other facilities when they reach 23, the labor turnover at Ionia is high. As a result, Ionia has a continual retraining program. That is not to say that training programs are restricted to Ionia, however. This type of program is a policy of MSI and exists in all industrial locations.

Furniture Factory — The furniture factory at Ionia manufactures a broad range of wood furniture, primarily to use in offices. Included in this line are a variety of executive and secretarial desks, lockers, typing stands, conference tables and telephone stands.

Additional wood products include bedroom furniture, settees, cafeteria tables, occasional tables and halltrees.

This factory also manufactures portable, brightly colored, fabric covered partitions to use to section off large areas into smaller individual offices and rooms.

Employing about 120 residents, the furniture factory accounts for approximately 10 per cent of MSI's total volume.

Cotton Garment Factory — From pajamas and sports shirts to underwear and bathrobes, about 40 prisoners produce a broad range of cotton items.

Central Laundry — In addition to providing laundry services for its home institution, the central laundry, an industrial operation, serves the Michigan Training Unit, a correctional facility also in Ionia; the Riverside Correctional Facility at Ionia; the Muskegon Mental Retardation Center and a Veterans Facility in Grand Rapids. It employs approximately 50 residents.



working with new tools

michigan parole board

The parole process in Michigan is under the direction of a seven-member board whose members are State Civil Service employees. All members have advanced degrees in either the behavioral sciences or law, and have made a career of corrections.

The granting of parole is not regarded as a certificate of rehabilitation or a guarantee that no further offense will occur. It is an indication that in the board's judgment, the time has come when the person may be released to the community with the

best chance of success. Keeping people in prison long periods of time after they may be ready for release is not only inhumane, and very costly to the public, it is counterproductive, in that the offender may become less fit for return to the community or may have too little time left on the sentence for community supervision and testing.

The majority of persons coming into prison are property offenders or offenders in low-risk categories who do not present a serious threat to the public

upon release. Therefore, a reasonably early parole is in the best public interest for most persons. There are others who remain dangerous and will not be considered eligible for parole before a lengthy period of incarceration.

parole criteria

In trying to gain reasonable assurance that the prisoner will not become a menace to society if paroled, the board considers a number of criteria, including high and low-risk identifiers. The standard criteria over the years has been:

prior record

It has been felt that an extensive criminal record is a good predictor of further criminality. It is now known that while an extensive record may predict further crime, it does not necessarily mean an individual will commit a crime of violence.

A career criminal, however, is seen as an undesirable parolee. Normally, the board views the first offender and the situational felon as good risks.

seriousness and nature of current offense

Another very important consideration is the offense for which the individual is currently serving. The department's high-risk study has shown that those serving for armed robbery are very high risks indeed. The department also knows that persons serving for escape from prison also are poor parole risks.

The board is more careful in paroling persons whose offense would be a serious threat to the public if repeated, while persons serving for property crimes may be given a chance somewhat earlier.

circumstances of the offense

The personal and social circumstances surrounding the offense may be relevant to the parole decision, since the board must consider the likelihood of recurrence for such circumstances or situations.

the placement situation

The board considers the situation to which the individual will go if paroled. A prisoner returning to a stable, intact marriage has a higher chance of successful adjustment than he would otherwise. The prospects for employment are important for the same reason. The better the release plan, the better the prospects for success. The board may set special conditions with respect to situations or behaviors which the offender must avoid if he is to increase his chances for remaining law-abiding.

institutional records

The board reviews the individual's record while incarcerated. It is now known through department studies, that an individual who spends at least half



Parole Board members checking in for a hearing at SPSM.

of his prison sentence in involuntary segregation is a high risk for violence in the community.

On the other hand, good or even exemplary behavior in an institution setting does not guarantee good behavior in the community since some individuals conform well in prison, but not in society.

Whenever the board has doubts about the future behavior of an individual, it may request a psychiatric or psychological evaluation prior to making its decision.

mechanics of parole board operations

The seven-member Michigan board makes all of its decisions on the basis of a majority vote. One or two members are present at a hearing with the potential parolee and a screening process is set up to provide the remaining votes for or against parole. Prior to a hearing at an institution, cases are screened by nonhearing members who give the votes necessary for the members to be able to act at the time of the hearing. The feeling is that direct face-to-face decisions given at the time of the hearing are better than decisions given in writing sometime later. The face-to-face decisions give the resident an opportunity to ask questions, challenge



In 1977 the Parole Board added two new members, one of which is a woman attorney from Detroit.

information and request interpretations of the board's decision. Also, the decision will not have to be interpreted by some third party. Through this process, most men and women know when they leave the parole hearing room whether or not they have been granted a parole. If the hearing members are not in agreement, or disagree with the prescreening members, it will be necessary to return the case to the office to obtain a majority vote.

During the hearing, a member of the resident's unit team serves as a representative or, in case of inarticulate residents, as a spokesman for him. Where it is possible to make the parole decision at the hearing, the board will explain its reasons both verbally and in writing to the resident and, when possible, will state what the resident must do to earn a parole.

Those cases which have involved any acts of sadism, assaultive or predatory sex offenses, bizarre or persistent acts of violence and those identified as very high risks, require study and discussion by all

board members after the interview by the hearing team before any decision is made. Psychological or psychiatric screening is done whenever a history of mental illness or previous acts of violence or sexual deviation raises questions of risk to the public.

limits of parole eligibility


Michigan law requires the sentencing judge to set a minimum term, as well as a maximum term for most crimes. The maximum term is fixed by statute, and the minimum is fixed by the court, not to exceed two-thirds of the maximum.

"Good time" days are subtracted from both the minimum and maximum under provisions of Public Act 105 of 1953. This legislation provides that all inmates in Michigan prisons are entitled to reductions in their sentences in the form of "good time" days, unless they violate certain prison or parole rules.

All persons with indeterminate sentences (a minimum and a maximum) become eligible for a parole at the expiration of the minimum, minus the "good time." The current practice is to hear cases initially about four months ahead of the minimum expiration date. At this minimum hearing, the board may order parole or defer further action to any point up to the expiration of the maximum sentence.

Parole for persons with minimum sentences of 10 years or more, after the good time is subtracted, and of non first-degree murder lifers is governed by a "Lifer Law" statute, which allows eligibility for parole after service of 10 calendar years. While release cannot be prior to 10 calendar years, the Parole Board, as a practice, grants an initial interview with all lifer cases after service of seven years. This is done primarily to get acquainted with the individual prior to the service of the 10 years and to offer any advice or help relative to achieving future parole. The law requires, in the processing of all Lifer Law cases, that a public hearing be held prior to any order of parole, and release under Lifer Law provisions cannot be made if a sentencing judge submits written objections to such release.

In the first-degree murder cases, the situation is different. These persons can be released only if the Governor first commutes the sentence to a term of years to life. The Parole Board, in first-degree murder, serves as an advisory board to the Governor, relative to commutation. By policy, such cases are not considered for a recommendation to the Governor prior to service of about 15 years, but such individuals have an initial interview at 10 years. The board generally processes an average of 10 first degree murder cases annually. Those commuted have usually served some 25 years on the average.



Successful parolees often do not get the acknowledgement they deserve. One who has is Willie Murphy, an ex-offender who is now principal at the Riverside Correctional Facility (right). Corrections Director Perry M. Johnson (left) acknowledges Murphy's accomplishments, including a full pardon from the governor.

special paroles

The law provides possibility for parole before the minimum sentence has expired. The sentencing judge or a successor must agree to such a "special" parole in writing. In 1976, there were 94 special paroles granted. Research indicates that special paroles are more successful than are regular paroles. Most special paroles are granted to persons who have exhibited unusual effort in preparing themselves for return to the community and who fit the other criterion, including the prior record.

pardon

The board continues to work with the Governor's office to expand the granting of pardons as a goal and motivation to all persons leaving prison. The use of pardons should depend on careful guidelines and requirements which are now being updated.

parole violation

When the Parole Board grants a parole, it is for a specific period of time and under certain conditions. A set of general parole rules applies to all persons released on parole, and the board may impose such additional conditions as it feels are indicated in each case. Special conditions are designed to deal with the specific potential problems of the parolee. If the parolee violates any of these conditions during the parole period, he may be returned as a parole violator. If the parole charges are sustained, the Parole Board may set any period of continuance for imprisonment up to the maximum of the sentence.

After a violation is charged, the current statute provides for a 30-day period, within which the full parole violation process must be conducted. This statute, during mid-1977, was being considered for revision by the Legislature to extend the period of



The parole process involves a face-to-face hearing with the prisoner.

days to 45 and to give the Parole Board subpoena power. It was not known at the time of this writing if the revised statute would be enacted.


Some 500 persons are returned to prison in Michigan as parole violators each year. The board must hear all such cases and make decisions regarding them. In addition to the technical parole violators, some parolees commit new offenses and are returned to prison with new sentences. The Parole Board generally does not hear persons with new sentences, since the minimum of the new sentence is controlling, and the board does not have jurisdiction until it expires.

PAROLES AND CONTINUANCES
January 1, 1976 to December 31, 1976


Figure D1

PAROLE CONSIDERATION CASES	PAROLED				TOTAL CONTINUED	TOTAL DISPOSITIONS
	SPECIAL	ON SGT MINIMUM	AFTER AGT MINIMUM	TOTAL PAROLED		
A. FIRST OFFENDERS						
First Hearing	177	1310	188	1675	559	2234
% to Total First Offenders	6.0	44.6	6.4	57.0	19.0	76.0
Previously Continued		196	343	539	165	704
% of Total First Offenders		6.7	11.7	18.4	5.6	24.0
Total First Offenders	177	1506	531	2214	724	2938
% of Total First Offenders	6.0	51.3	18.1	75.4	24.6	100.0
B. *REPEAT OFFENDERS						
First Hearing	68	514	121	703	495	1198
% of Total Repeat Offenders	3.8	28.5	6.7	39.0	27.5	66.5
Previously Continued		123	293	416	188	604
% of Total Repeat Offenders		6.8	16.3	23.1	10.4	33.5
Total Repeat Offenders	68	637	414	1119	683	1802
% of Total Repeat Offenders	3.8	35.3	23.0	62.1	37.9	100.0
C. TECHNICAL PAROLE VIOLATORS						
% to Total Parole Violators		0	286	286	434	720
		0.0	39.7	39.7	60.3	100.0
GRAND TOTAL	245	2143	1231	3619	1841	5460
% to Grand Total Dispositions	4.5	39.2	22.5	66.0	33.7	100.0


* Includes Parole Violators — New Sentence



the community's obligation



bureau of field services



Community corrections centers are successful in screening offenders for parole and making offenders self-supporting.

This bureau, which administers parole and probation services and the department's community residential program, recorded some substantial achievements in 1976.

During this year the bureau's reorganization plan, which began in 1974, was put totally into effect. Three regions now exist covering all of the state except the northern portion of the lower peninsula and the upper peninsula which remain districts. The districts are administratively served by the central office and each region is essentially autonomous.

The field service regions are analogous to the penal institutions within the Bureau of Correctional Facilities. They have responsibility for a number of functions previously held by the bureau's central office. Among these responsibilities: Preparation of their own budgets, purchasing, leasing, payroll and personnel decisions.

The central office continues to set goals, standards and policies and handle matters that cannot be taken care of locally such as Interstate Compact cases, responses to FBI inquiries and communications concerning absconders apprehended in other states. Training and development of staff and initiation and control of pre-parole investigations and furlough applications continues within the central office.

Activities involving community residential programs that remain in the central office include screening of parole contracts, special good time denial, recommendation for regular good time forfeiture in cases of misconduct and screening for program eligibility. The work-pass program is coordinated

centrally. The Program Division provides staff guidance on community center development and is responsible for operating policy and procedure.

The Operations Division is primarily concerned with the day-to-day operation of the parole and probation system. By the end of 1976 this division was responsible for the supervision of 4,575 parolees and over 22,000 probationers.

The bureau now has offices in which state personnel are supervised by county chief probation officers; offices in which county agents are supervised by state senior agents, and all are subject to the state's performance standards.

As loosely organized as this arrangement is, it has worked well. Periodically, interest in allowing the state to provide all probation services surfaces, but so far this has not happened.

This bureau received considerable attention this year from the Governor's Office and Legislature. For the first time the workload standard of 75 units for parole and probation agents was adopted, and sufficient funds supplied to bring workloads down to that level. The community-based corrections program received sufficient funds to expand to 1,400 resident placements, nearly doubling the previous year's capacity. The thrust of this expansion was to provide proven community alternatives to incarceration as institutional populations continued to increase far beyond capacity.

The bureau was created in 1965 with passage of the state Executive Reorganization Act which allowed consolidation of the former Bureau of Probation and the former Bureau of Pardons and Paroles.

This bureau's primary responsibility for administering parole and probation services was expanded to include community placements in 1966 when the work-pass program was started. This program allows incarcerated felons to leave institutions during the day for outside employment or educational programs.

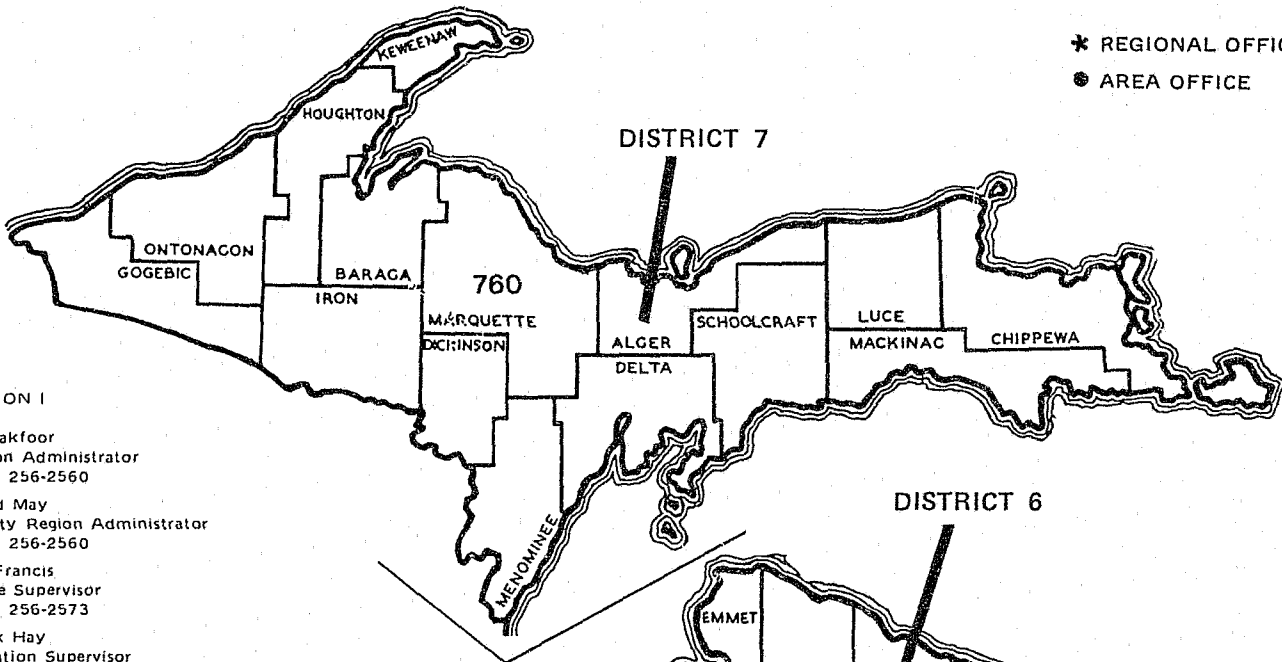
About the same time, the department began setting up community corrections centers and developing a referral system for other programs designed to treat the offender in the community. In 1976 this included private therapeutic drug communities throughout the state.

Administration of these programs and the work-pass project eventually were combined into the bureau's Programs Division.

Probation was originally a county function. The Model Corrections Act of 1937 enabled the state to create a Bureau of Probation to upgrade local probation staff. The state could provide financial aid to counties in need.

The original state staff hired under this bureau was often sought by the circuit court judges for probation work. As a result, the financial aid provided was in the form of staff which gradually

* REGIONAL OFFICE
 ● AREA OFFICE



REGION I

Ed Nakfoor
 Region Administrator
 (313) 256-2560
 Lloyd May
 Deputy Region Administrator
 (313) 256-2560
 Lee Francis
 Parole Supervisor
 (313) 256-2573
 Frank Hay
 Probation Supervisor
 (313) 256-2573

REGION II

Jim Putnam
 Region Administrator
 (313) 235-4693
 John Frost
 Area Manager, Ann Arbor
 (313) 665-4426
 Morris Shaw
 Area Manager, Bay City
 (517) 893-5463
 Robert O'Toole
 Area Manager, Port Huron
 (313) 985-8367
 Ted Bly
 Area Manager, Pontiac
 (313) 334-2201

REGION III

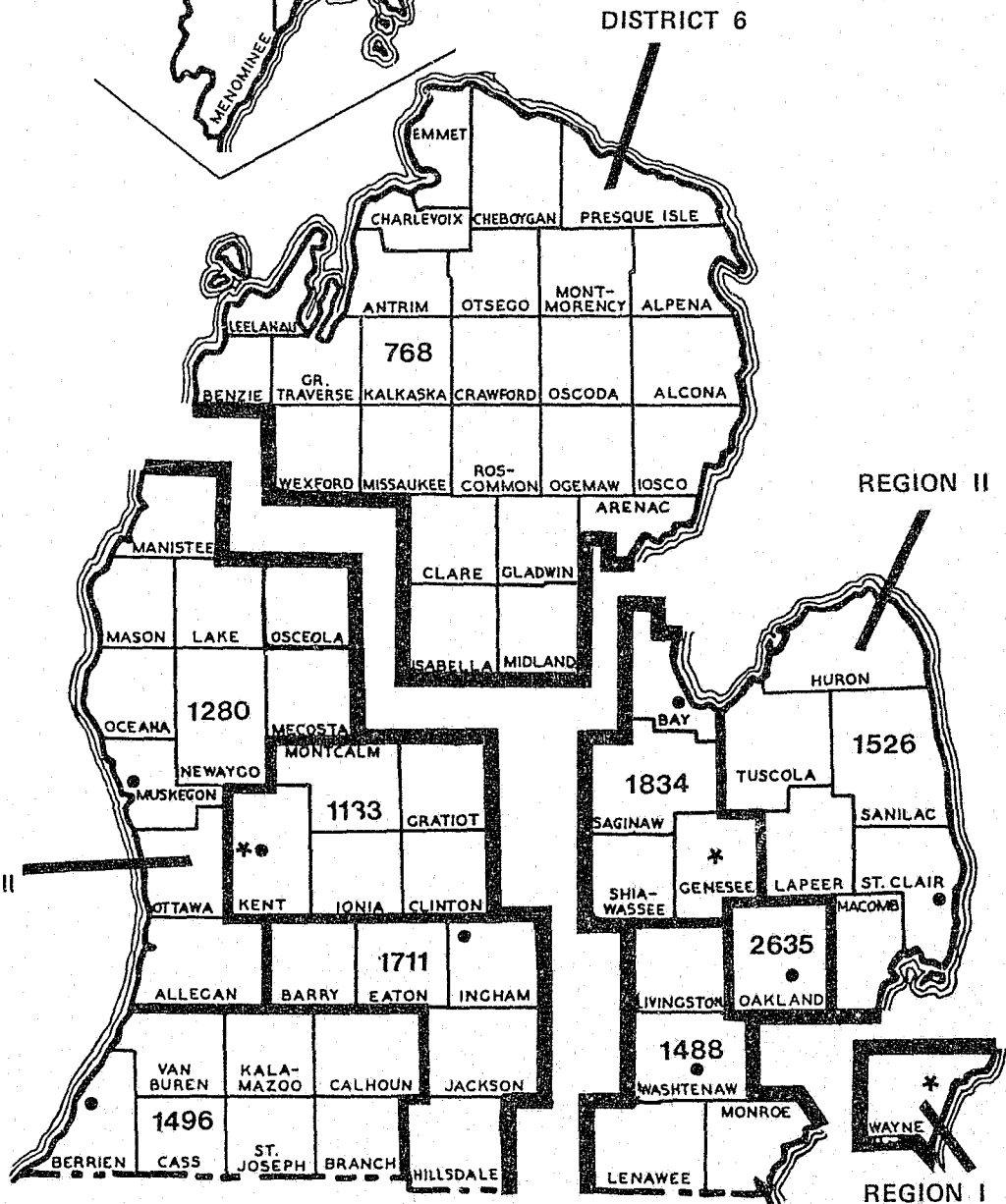
Bernard Kamerschen
 Region Administrator
 (616) 456-5676
 Langdon Southwell
 Area Manager, Muskegon
 (616) 724-6396
 Dale May
 Area Manager, Grand Rapids
 (616) 456-5676
 Edward Schoenfeld
 Area Manager, Lansing
 (517) 487-3651
 James Caldwell
 Area Manager, St. Joseph
 (616) 983-7111, Ext. 251

DISTRICT VI

Gordon Iacovoni
 District Supervisor, Traverse City
 (616) 947-8190

DISTRICT VII

Godfrey Agrilesti
 District Supervisor, Marquette
 (906) 228-8780



REGION II

REGION III

REGION I

increased until now there are funds for 205 agents working exclusively in probation and another 65 agents who provide a combination of parole and probation work. Counties support an additional 198 probation agents for a total work force of 468. In addition, there are 64 agents who work exclusively in parole and are responsible for supervision and

counseling of parolees, reporting any violation of parole and recommending whether a violator should be returned to prison. In 1976, a total of 564 technical parole violators were returned and 535 violators were returned to prison with new sentences, a reduction from the previous year.

half way home

community-based corrections

Expansion of the department's community-based corrections program for parole-bound offenders continued its dramatic increase through 1976.

The steadily increasing prison population provided a larger number of residents to meet the stringent qualifications for community programs. Applications for these programs increased almost 600 over 1975 to 4,081 in 1976. A little over half of these — 2,211 — were approved and transferred to a corrections center or resident home. The resulting growth rate in the service population was an increase of 50 per cent over 1975.

At the beginning of 1976 there were 558 men and women living in community settings throughout the state. By the end of 1976 this had increased to 788. Already the largest of its kind in the country, the department's community-based program is expected to have over 1,000 residents by the end of 1977.

The concept of allowing prisoners to live in supervised community settings before parole is one generally accepted by corrections experts throughout the nation. It is based on the belief that most prisoners need time in a community setting before parole to test their wings and to ease the transition from life in an institution to the free community. During this period, financial and community resources are available to participants.

In Michigan, this belief was first put into practice in 1963 when the department and the federal Bureau of Prisons together opened a halfway house in Detroit. In 1968 the department opened its own facility in downtown Detroit.

The first outstate facility was in Lansing, established in cooperation with the Lansing YMCA in February, 1969. By June, 1969, five more centers had been set up in Flint, Bay City, Benton Harbor, Port Huron and Saginaw. In addition to those cities and seven in Detroit, corrections centers are located in most of the state's urban areas.

Efforts to establish additional corrections centers in Detroit, Pontiac, Highland Park and Mt. Clemens during 1976 were unsuccessful due to citizen

resistance and local political opposition. Added to these difficulties, the City of Detroit has found all seven corrections centers in Detroit in violation of its zoning ordinances. This issue is under litigation.

Because of these difficulties corrections centers expanded only slightly during the year. Most of the expansion was due to increases in the capacity of existing facilities.

On the other hand, resident homes increased dramatically. With 25 locations and a population of 98 at the beginning of the year, facilities increased to 46 and the population tripled to 302 by the end of 1976.

The distinction between a halfway house or "corrections center" and a "resident home" is generally that the halfway house is a permanent, department-run facility where from five to 50 prisoners live under professional supervision.


Resident homes can be single-family dwellings, boarding homes, commercial residential establishments or halfway houses other than those operated by the department, and county jails. They usually house from one to five residents and are generally in rural areas.

Both types of settings have been designated correctional facilities of the department which means that an unauthorized absence from them by the resident can result in prosecution for escape.

In addition, residents of these facilities are still considered prisoners with similar restrictions as those placed on an inmate of a penal institution.

One of the factors in the department's success in expanding this program has been improvement, beginning particularly in late 1975, of the job market. This is reflected in the gross earnings of residents.

In 1974 resident earnings were almost \$900,000. In 1975, with the economic recession, they were only slightly more — \$921,000. But in 1976 they more than doubled to almost \$2 million. This represents an average yearly gross income of \$2,854 for each resident.



From sentencing to a successful return to the community depends on many intangibles but includes a well integrated criminal justice system and acceptance of ex-offenders by the public.

Increased employment opportunities are extremely important for program expansion because of the department's extended furlough program for corrections center participants.

In this arrangement, a community corrections participant who has shown stability in the center and who has found employment can live away from the facility as the parole date draws near. Under this arrangement, the prisoner must, however, renew this furlough every seven days and maintain his job or training program.

Barred from community placement are those who have had patterns of assault; predatory, compulsive or assaultive sexual offenses; or recent acute mental disturbances indicating an unwarranted risk to the community. Persons with a history of involvement in organized crime or narcotics trafficking also are denied placement.

Preliminary findings in the department's risk study were completed in 1976 and incorporated into community program screening criteria. If a resident screens low risk or very low risk, he may be eligible

for community programs up to 24 months prior to his earliest parole date. Such cases have less than a 1 per cent chance of committing a violent crime. On the other hand, very high violence risk cases are excluded from these programs.

The screening criteria coupled with strict supervision of participants has minimized risk to the community.

During 1976 a total of 1,043 residents were paroled from community programs. This represents about 28 per cent of all those paroled for the year.

Unsuccessful terminations (disciplinary removal, escape, new crime) continued to be low and amounted to only 25 per cent of the total service population and more than half of these were the result of rule violations. Less than 3 per cent of the service population was charged with a new crime, far less than the parole population.

The department believes these statistics prove the program to be of minimal risk to the community and, in fact, believe the program provides more safety than even parole because of the close supervision.

STATISTICAL PRESENTATION – 1976 ANNUAL REPORT
COMMUNITY RESIDENTIAL PROGRAM

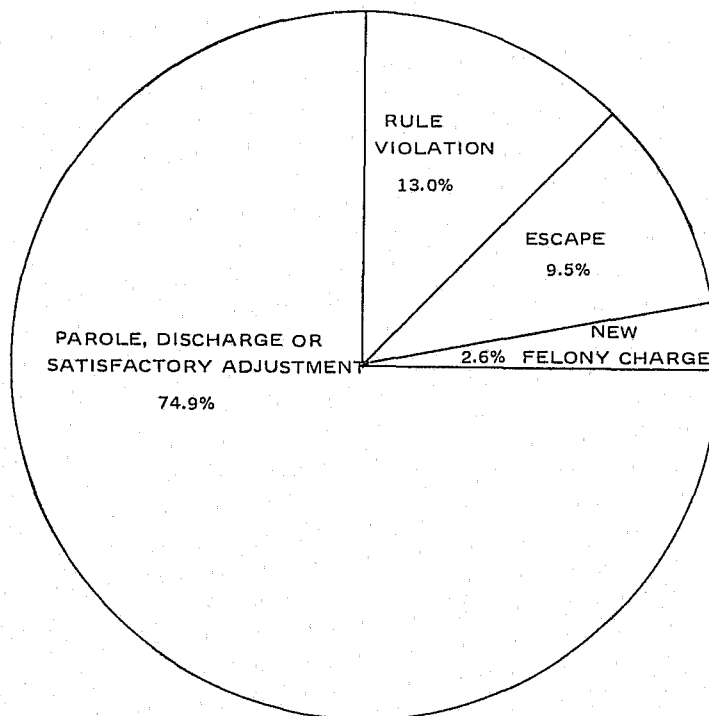
I. Growth of Community Residential Programs in 1976

	BEGINNING OF YEAR		END OF YEAR	
	No. of Facilities	Population	No. of Facilities	Population
Corrections Centers	16	460	17	486
Resident Homes	25	98	46	302
TOTAL	41	558	63	788

II. Intake and Service Population in 1976

	CORRECTIONS CENTERS	RESIDENT HOMES	TOTAL
Intake	1633	801	2434
Interfacility Transfers			223
Total New Intake			2211
Carry Over from 1975			558
TOTAL SERVICE POPULATION			2769

III. Analysis of Terminations (Centers and Homes combined)



a taste of freedom

temporary release

A "temporary release" is when a prison inmate leaves the grounds of a correctional facility while not under the physical custody of a corrections or law enforcement officer.

He or she may be leaving for eight hours to work on a regular job in the community as a participant in Michigan's Work Release Program. The prisoner may be returning home for a day or two near the end of the sentence to look for a job or to renew family ties. The prisoner may be making an emergency visit to a seriously ill relative or attending a funeral in the custody of a responsible family member. He or she may be participating in an education or training program available only in the community.

For some, such release can be a way to earn money to support their families or to obtain vocational training not available in the institution. It also may be a way to line up a job prior to release.

For qualified prisoners such releases also are an alternative to conjugal visits, which have been started in some states, including California.

As a general rule, furloughs, or temporary releases, are available only to those who will soon be returning to the community and for whom there is a reasonable cause to believe that they will honor this trust.

Legislation signed into law on April 1, 1974, (Act 68,

Section 65a) gives the Department of Corrections specific authority to allow temporary releases for certain types of individuals and under certain conditions.

Some public risk is involved in any program which puts prisoners in contact with the community, but the record of the temporary release program to-date has been good.

Not all persons are eligible for temporary release. A pattern of behavior which indicates dangerous assaultiveness excludes an individual from such consideration. Those convicted of first-degree murder, because they are not eligible for parole until their sentences have been commuted by the Governor, are generally excluded from the program. Those who do receive parole have generally served a substantial sentence (more than 25 years) and have proven themselves to be deserving.

Under the state law, prisoners convicted for a crime of violence or any assaultive crime are not eligible for the release program unless their minimum sentence has less than 180 days remaining, except in cases of compassionate furloughs and in the custody of an immediate family member.

The Department has established stringent screening requirements for all persons applying for any type of temporary release. These requirements go beyond those set by state law and in 1976 were revised to



When a parolee is believed to have committed a parole violation, a preliminary hearing is held to determine probable cause. After this step comes a revocation hearing with the Parole Board.

accommodate the department's findings in the area of risk prediction.

compassionate furloughs

Through a policy directive of the Michigan Department of Corrections, inmates are allowed temporary release to visit a seriously ill member of the immediate family or to attend the funeral of the family member. Normally these passes are for 12 hours and cannot exceed 24 hours. Escort by an immediate family member or responsible public official is required for offenders serving for a crime of violence or any assaultive crime and who are not within 180 days of the special good time minimum sentence.

health care furloughs

Prisoners who qualify for minimum security status, or who are so ill as to be deemed harmless, may be placed on furlough for not more than 30 days in a health care facility. Escorts are required for persons convicted of assaultive or dangerous crimes.

family furloughs

Encouraged by success in the Work Release Program and an excellent experience with the compassionate pass program, the Department in the spring of 1970 started the family furlough program. It allows prisoners to return to visit families and otherwise prepare for their impending release.

Between 1970 and 1973 there were more than 13,000 furloughs with only about 100 men absconding while on furlough status. Of this number, only about 11 felonies were attributed to men on the furlough program. In 1976 5,764 furloughs were granted.

During these temporary releases, an inmate can look for a job, a place to live when released or can visit his family.

The offender's destination and escort must be approved by the institution and an investigating field agent. The offender must have strong family ties and be released to the custody of a member of the immediate family.

Furloughs are allowed for not more than 48 hours if granted from institutions south of M-46, unless the destination exceeds 250 miles, in which case they may be for 72 hours. Furloughs from institutions north of M-46 may be for 72 hours. Furloughs cannot be granted at less than four week intervals.

Extended furloughs may be given to prisoners with 30 days or less until discharge or to those who have been granted parole and to participants of community residential programs who have made good adjustment. In these cases the furloughee must be employed or in an approved training program.

work pass

The Work Release Program, in operation in Michigan

since 1966, has allowed thousand of men to leave the institutions to work at regular jobs in the community. Participation in the program permits prisoners to earn funds to assist in the support of dependents and save money for release. Work pass employees are paid the prevailing wages for similar positions in the community.

Michigan is experiencing continued success with the work pass program through cooperation of the state's business community. In 1976 a total of 710 men participated in the program and were able to save \$151,801 to be used for release. The net earnings of these residents totaled \$528,798. Approximately \$98,511 was contributed to support legal dependents with an additional \$102,164 forwarded at the request of the residents to family and friends.

Program participants are closely screened prior to placement in a position. The following requirements must be met to be eligible for the program:

- The applicant must be housed in a minimum or a medium security facility.
- He must be within 24 months of his earliest release date or 180 days if he is an assaultive offender.
- The resident must have demonstrated good adjustment and conduct for at least 90 days prior to application.
- The offender's background must be free of patterns of assault; predatory, compulsive or assaultive sexual behavior; recent acute mental disturbance or other behavior indicating an unwarranted risk to the public.
- The applicant must be free of serious contagious disease.
- He must have no involvement in organized crime or narcotics trafficking. Inmates with histories of substance abuse are eligible, however, as long as there is no history of involvement in narcotic trafficking beyond personal use and limited sale to support the offender's own addiction.
- The resident must be willing to support legal dependents who are receiving public assistance, or for whose support a valid court order exists. Those residents who do not have support obligations are required to place 50 per cent of their net earnings, after deduction for program-related expenses, into escrow as savings for release.

During 1977 a federal grant of \$192,986 was awarded to the department to hire 12 employment specialists who will assist offenders in halfway houses and in prisons find and hold jobs in the community. This grant is expected to improve the department's work pass program even more, particularly in localities where employment prospects are minimal.

an alternative to prison



probation

Probation is an alternative to prison which permits individuals to remain in the community as citizens and deal with their problems under the supervision of a probation agent. Except for first-degree murder, armed robbery, felonies committed while the perpetrator is in possession of a firearm, burglary with explosives and ravishing a female patient, probation can be used in all cases in which the sentencing judge believes the offender not dangerous enough for confinement and yet in need of community supervision.

Probation has been used in Michigan since 1903 and in 1976, a total of 55 per cent of all persons convicted of felonies were placed under this type of supervision. This is a drop of 2 per cent over 1975, during which time 57 per cent of all convicted felons were placed on probation. Even though the use of probation has decreased slightly statewide, it

is being used with greater assurity by judges and citizens because of the department's recent efforts to enrich it.

Not only is probation often a more effective and less expensive response than imprisonment, it also is a mistake to think of probation as nothing but a form of leniency, with prison as the only real punishment. A term of probation which includes definite requirements for employment and behavior can be a significant sanction in its own right. Being held accountable for responsible performance in the community is more difficult for some offenders than short terms of incarceration.

Until recently, probation officers throughout Michigan have had more clients than they could adequately supervise. Probation supervision often consisted of little more than a few minutes conversation between clients and agents once a month and periodic home

visits by the agents who had little time to devote to counseling, family assistance or job finding. Other duties such as writing presentence reports for judges occupy a great deal of time.

The Michigan Department of Corrections, believing that many offenders can be safely and more economically kept in the community with adequate probation, began in 1975, two experimental probation projects in eight judicial circuits with the help of state and federal funds. Their aim: To keep selected offenders out of prison who can better be handled in the community given more adequate probation than previously existed. The intent is to create an effective probation program as a proper component of the criminal justice system.

Prison crowding added impetus to that goal because the state is approaching 20,000 felony convictions a year. A decrease of just 2 per cent in the use of imprisonment throughout the State would result in a reduction of more than 600 persons in Michigan prisons. If this could be achieved, it would forestall the need to build one full-scale prison at a cost of some \$50,000 a bed. In addition, it costs about \$5,800 a year to keep an individual in prison and about one-tenth of that to manage a person on probation.

The experimental projects operate in four judicial circuits each. They are being compared with each other, and with four non-demonstration circuits chosen as controls. The experiments are to run through Sept. 30, 1978.

probation incentive program (pip)

Participating Circuits: Berrien, Wayne, Genesee, Barry/Eaton.

State financed, this project involves subsidy or incentive funding amounting to \$3,000 for each individual diverted from prison below a base commitment rate set in 1971-1973. The circuits must achieve diversion to receive funding.

The circuits are required to use the money to enrich their probation services. As a result of this funding, the circuits have been able to hire 14 additional probation agents. In addition, the circuits have the capability of purchasing community services where appropriate for probationers. Expenditures in the PIP for fiscal year 1976-1977 were about \$400,000.

Results to-date indicate that the PIP has been successful in reducing prison commitments. Through Jan. 1, 1977, a total of 265 offenders had been diverted from prison in the four incentive circuits.

mutual objective program (mop)

Participating Circuits: Oakland, Kent, Saginaw, St. Clair.

In this project, the primary emphasis is on the establishment of supervision contracts between the probationer and the probation agent. Prior to



Probation officers work closely with sentencing judges in helping to determine contract terms and compliance.

sentencing, the probation agent and potential probationer work together to prepare a binding contract that identifies objectives the offender must meet if given probation.

Contract terms might include requirements for educational or vocational courses, psychological testing, counseling, urine monitoring, alcohol or drug counseling and victim restitution. After the contract is completed, it is given to the sentencing judge as part of the pre-sentence investigation. If the contract is violated by the probationer, his probation can be invoked, and he can be sent to prison.

In addition to encouraging use of probation rather than prison, the contract approach has a screening or testing function. An individual who cannot bring himself to comply with the contract may be a bad risk for continuation in the community.

Through Jan. 1, 1977, a total of 706 probationers had been placed under contract. During that time, only 29 probationers had been cited for violation, with only nine of those violations being new offenses.

probation staff expansion

In January, 1977, the department received a \$5,193,000 supplemental appropriation to standardize statewide circuit court probation agent workloads at



Victim restitution is often a requirement for probationers under contract.

75 units per month. (Each probationer is counted as a unit and one pre-sentence investigation is counted as five units.) Included in that appropriation was a Legislative requirement that the Bureau of Field Services place four counties at 50 work units per agent to test the concept of smaller caseloads and their effect on prison commitment rates. Circuits at 50 work units are the 9th circuit (Kalamazoo County), 40th circuit (Lapeer-Tuscola counties), 22nd circuit (Washtenaw County) and the 37th circuit (Calhoun County).

The rationale is that if probation services are improved by reducing workloads, then more offenders can be safely maintained on probation, and the quality of pre-sentence investigation reports prepared for the courts will be significantly improved.

The Special Probation Projects Office, which conducts the MOP and the PIP, is also keeping evaluation data on four counties that are operating at 75 work units per agent. Those circuits are the 30th circuit (Ingham County), the 36th circuit (VanBuren County), the 16th circuit (Macomb County), and the 18th circuit (Bay County).

Each of the 50 and 75 unit experimental counties is analyzed monthly to find the prison commitment levels, agent workload levels, seriousness of criminal offenses and the probation agent's recommendations to the court. The results of the analyses are given to the probation staff to explain in detail the cases that were through that court for that particular month and also to determine if a higher number of non-dangerous offenders can be diverted from prison.

Quarterly reports of this project are submitted to the Legislature explain the progress. This material will eventually be used by the Legislature to determine the possible benefits of reducing probation agent workloads throughout the state.

BUREAU OF FIELD SERVICES
ANNUAL SUMMARY OF PAROLEE POPULATION AND MOVEMENT
MICHIGAN CASES ONLY

Figure E1

	GRAND TOTALS	INSTATE TOTALS	REGIONS			DISTRICTS		PAROLED IN CUST!	PAROLED OUT STATE
			I	II	III	VI	VII		
ON PAROLE 1/1/76	3866	3605	1616	985	785	80	53	86	261
Regular Parole	3509	3416	1502	930	851	75	51	7	93
Reparoled on Same Term	199	193	90	51	43	6	3		6
Paroled in Custody	101	100	11	1	2			86	1
Reinstated on Parole	304	282	128	70	65	1	2	16	22
TOTAL CASES ADDED	4113	3991	1731	1052	961	82	56	109	122
Discharge	2130	1969	887	528	432	39	25	58	161
Early Discharge	101	91	18	40	19	12	1	1	16
Administrative Discharge	143	133	60	35	23		1	14	10
Death	55	54	35	5	13	1			1
TOTAL DISCHARGES	2435	2247	1000	608	487	52	27	73	188
Technical Violator	287	285	134	82	61	5	2	1	2
Absconder	387	364	211	84	57	6	6		23
Pending Trial	687	667	321	165	164	8	7	2	20
TOTAL TECHNICAL VIOLATORS . . .	1361	1316	666	331	282	19	15	3	45
Parole Violator with New Sentence . . .	535								
TOTAL TERMINATIONS	3796	3563	1666	939	769	71	42	76	233
Transfer In	1161	1087	494	316	231	25	19	2	74
Transfer Out	1161	1138	502	344	220	21	29	22	23
ON PAROLE 12/31/76	4183	3982	1673	1070	988	95	57	99	201

Exclusive of 386 Outstate cases being supervised in Michigan as of 12/31/76

NOTE: Parole Violators With New Sentences are not included in Total Terminations

FOLLOW UP STUDY OF FIRST PAROLES FOR 1972 BY OFFENSE GROUPS

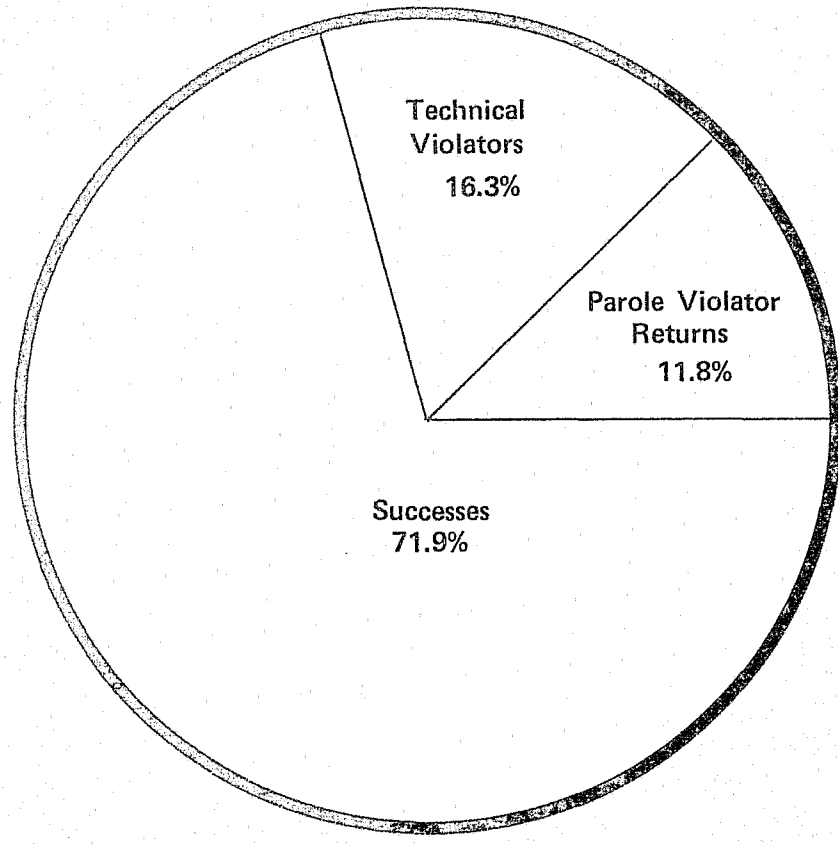
Figure E2

OFFENSE GROUPS	TOTAL CASES	SUCCESSSES	FAILURES			BY PERCENT TO TOTAL			
		TOTAL	TOTAL	TECH. VIOLAT.	PVNS	TOTAL SUCCESS	TOTAL FAILURE	TECH. VIOLAT.	PVNS
TOTAL ALL CASES	4278	3076	1202	699	503	71.9	28.1	16.3	11.8
OFFENSES AGAINST PERSONS	1331	959	372	212	160	72.1	27.9	15.9	12.0
Homicide	189	155	34	25	9	82.0	18.0	13.2	4.8
Rape	61	46	15	11	4	75.4	24.6	18.0	6.6
Abduction - Kidnapping	17	13	4	2	2	76.5	23.5	11.8	11.7
Assault	481	340	141	81	60	70.7	29.3	16.8	12.5
Robbery	479	316	163	85	78	66.0	34.0	17.7	16.3
Offenses Against Children	5	3	2	2	0	60.0	40.0	40.0	0.0
Sex	99	86	13	6	7	86.9	13.1	6.0	7.1
PROPERTY OFFENSES	2250	1617	633	359	274	71.9	28.1	16.0	12.1
Arson	20	16	4	3	1	80.0	20.0	15.0	5.0
Burglary	853	561	292	155	137	65.8	34.2	18.2	16.0
Larceny	884	680	204	113	91	76.9	23.1	12.8	10.3
Auto Theft	179	136	43	27	16	76.0	24.0	15.1	8.9
Forgery, Uttering & Publishing	248	172	76	50	26	69.4	30.6	20.1	10.5
Embezzlement	5	3	2	2	0	60.0	40.0	40.0	0.0
Fraud	50	41	9	8	1	82.0	18.0	16.0	2.0
Malicious Destruction	11	8	3	1	2	72.7	27.3	9.1	18.2
ALL OTHER OFFENSES	697	500	197	128	69	71.7	28.3	18.4	9.9
Drugs	313	260	53	34	19	83.1	16.9	10.9	6.0
Weapons	145	106	39	24	15	73.1	26.9	16.6	10.3
Prostitution	2	1	1	1	0	50.0	50.0	50.0	0.0
Desertion & Non-Support	2	2	0	0	0	100.0	0.0	0.0	0.0
Gambling	0	0	0	0	0	0.0	0.0	0.0	0.0
Interfere W/Legal Processes	218	114	104	69	35	52.3	47.7	31.7	16.0
Miscellaneous	13	13	0	0	0	100.0	0.0	0.0	0.0
Motor Vehicle	4	4	0	0	0	100.0	0.0	0.0	0.0


Number of Deaths on Parole 75 Total Cases 4353

FOLLOW-UP STUDY OF FIRST PAROLES FOR 1972

Figure E3



TOTAL CASES 4278



**FOLLOW-UP STUDY OF 1972 PROBATION CASES
BY OFFENSE GROUPS AND BY TYPE OF TERMINATION**

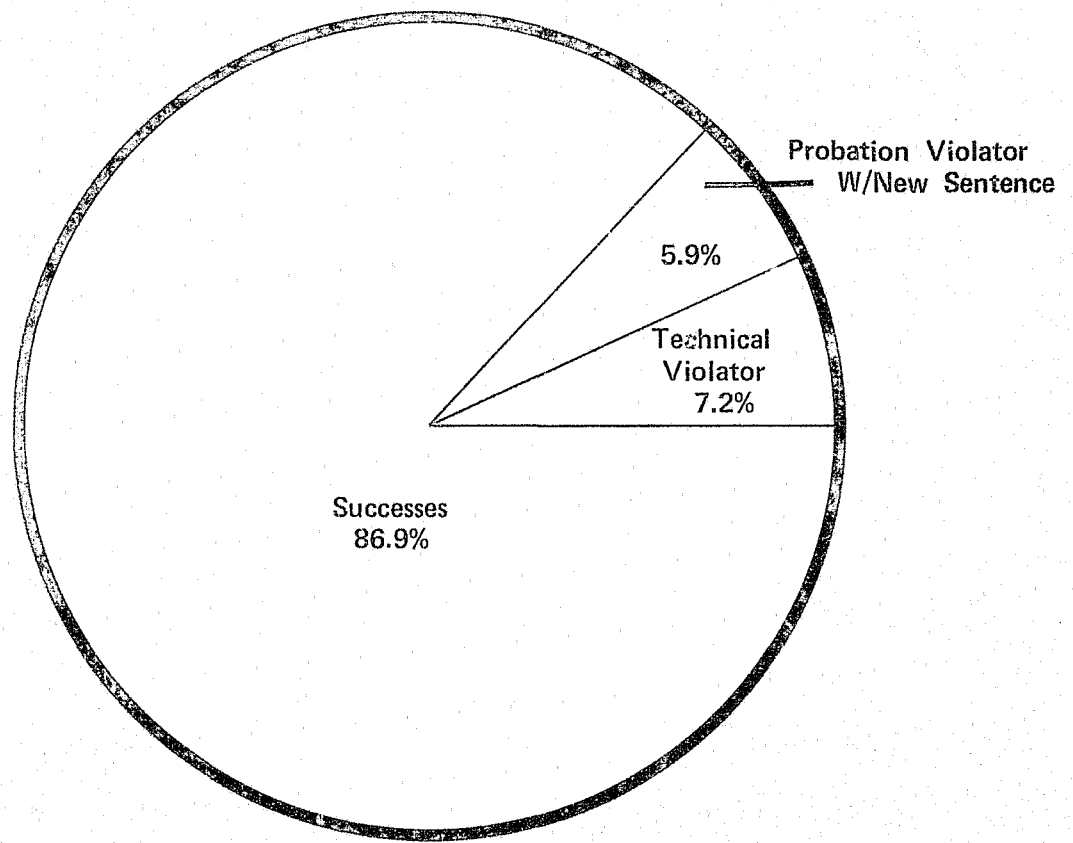
Figure E4

	SUCCESSSES					FAILURES					
	TOTAL CASES	TOTAL	% TOTAL SUCC.	ON PROB.	DISCH.	TOTAL	% TOTAL FAIL.	TECH. VIOL.	% TOTAL Tech. Viol.	NEW SENT.	% TOTAL New Sent.
TOTAL ALL CASES	3827	3324	86.9%	852	2472	503	13.1%	278	7.2%	225	5.9%
OFFENSES AGAINST PERSONS	504	462	91.7%	114	348	42	8.3%	21	4.2%	21	4.1%
HOMICIDE	100	96	96.0%	21	75	4	4.0%	4	4.0%		
RAPE	19	19	100.0%	3	16						
ASSAULT	187	166	88.8%	42	124	21	11.2%	10	5.3%	11	5.9%
ROBBERY	91	76	83.5%	22	54	15	16.5%	5	5.5%	10	11.0%
OFFENSE AGAINST CHILDREN	9	9	100.0%	3	6						
SEX	98	96	98.0%	23	73	2	2.0%	2	2.0%		
PROPERTY OFFENSES	2593	2201	84.9%	554	1647	392	15.1%	209	8.1%	183	7.0%
ARSON	35	30	85.7%	14	16	5	14.3%	3	8.6%	2	5.7%
BURGLARY	810	681	84.1%	158	523	129	15.9%	65	8.0%	64	7.9%
LARCENY	1177	1008	85.6%	237	771	169	14.4%	94	8.0%	75	6.4%
AUTO THEFT	201	164	81.6%	43	121	37	18.4%	17	8.4%	20	10.0%
FORGERY	261	216	82.8%	80	136	45	17.2%	25	9.5%	20	7.7%
EMBEZZLEMENT	14	12	85.7%	7	5	2	14.3%	2	14.3%		
FRAUD	62	58	93.5%	11	47	4	6.5%	3	4.9%	1	1.6%
MALICIOUS DESTRUCTION	33	32	97.0%	4	28	1	3.0%			1	3.0%
ALL OTHER CASES	730	661	90.5%	184	477	69	9.5%	48	6.6%	21	2.9%
DRUGS	349	316	90.5%	84	232	33	9.5%	21	6.0%	12	3.5%
WEAPONS	187	165	88.2%	32	133	22	11.8%	16	8.6%	6	3.2%
DESERTION AND NON-SUPPORT	4	3	75.0%	1	2	1	25.0%			1	25.0%
GAMBLING	3	3	100.0%	1	2						
INTERFERE WITH LEGAL PROCESSES	88	84	95.5%	32	52	4	4.5%	4	4.5%		
MISCELLANEOUS	85	77	90.6%	31	46	8	9.4%	6	7.0%	2	2.4%
MOTOR VEHICLE CODE	14	13	92.9%	3	10	1	7.1%	1	7.1%		

NUMBER OF DEATHS ON PROBATION 32


FOLLOW-UP STUDY OF 1972 PROBATION
CASES BY TYPE OF TERMINATION

Figure E5



TOTAL CASES 3827

bureau of administrative services



Headed by a deputy director and staffed by fiscal and systems experts, this Bureau prepares the department's annual budget, develops allotments, budgetary controls and special financial reporting. It acts as a liaison with the Bureau of Budget and with legislative committees and their staffs.

In the area of fiscal control, it maintains Central Office records, which include those involving grants from federal and other agencies, monitors charges against allotments and prepares purchase orders, vouchers and contractual arrangements.

It also acts as the liaison for several state agencies and architects in developing plans for new construction and remodeling.

One section — Management Services — develops and manages the Department's information systems.

By and large, however, the Bureau's biggest job every year is preparation of the annual budget. Hand in hand with this is monitoring of how the money is being spent so programs can be evaluated.

The Department's 1976-77 budget was originally appropriated at \$90,995,550 for the fiscal year that runs from Oct. 1 to Sept. 30. (At the time of this writing, the 1976-77 fiscal year was not yet completed.)

Of the original appropriation, \$7.9 million was vetoed by the Governor and \$5.2 million later restored by Act 424, PA 1976, making a net total available of \$88.2 million. This excluded federal funds amounting to \$2.8 million.

In addition, \$340,100 was appropriated through Act 198, PA 1976, for data processing. An additional \$1.5 million was appropriated by the legislature to help offset a deficit in the department. The total available from all sources, excluding federal funds, amounted to \$90,050,500 at the time of this writing.

The 1976-77 appropriation was based on an incarcerated population of 11,970, including 350 women at the Women's Division of the Detroit House of Correction. On June 2, 1977, there were 12,472 inmates in prison including 392 women.

Federal aid amounted to \$2.8 million, \$186,800 was appropriated to the Office of Substance Abuse for use by Corrections and \$4.2 million of the \$90 million budget came from state school aid.

Accompanying charts show how the money was spent through June, 1977, by major program areas and institutions.

Inmate care and control — 49% (\$44,124,745)

Covers the areas of custody, food service, inmate store, laundry, quarter master and household and janitorial services.

Prison administration and administration support — 13.8% (\$12,426,969).

Covers general administration (warden or

superintendent), business management, personnel management, physical plant management.

Field Services — 13.7% (\$12,336,918).

Covers management operations in connection with state and locally administered probation and parole services and the inmate Work-Pass Program. Reflects the activities of field agents and probation and parole case work and operation of community corrections centers and resident homes to determine the rehabilitative potential and feasibility of giving selected inmates an opportunity for employment and/or job training prior to parole.

Treatment — 9.4% (\$8,464,748).

Concerns itself with the total rehabilitative efforts through classification, counseling, education, religion, recreation, hobbycraft and occupational programs and activities.

Clinical — 8% (\$7,204,040).

Covers the health care system components already established or in the process of being established including medical, dental, psychiatric and reception-diagnostic services.

Central office administration — 3.9% (\$3,511,969).

This includes executive administration of the department through the office of the director and carrying out of the parole function through the Parole Board. Provides planning, development and evaluation of programs as a basis for improved performance. Contains the staff function necessary to manage the institutions and regulatory responsibilities for local government facilities. It encompasses their functions of business and personnel management.

Prison Industries — 2.2% (\$1,981,110).

Provides for the administration of industries and funding for various factory operations.


During the past year the Bureau also coordinated planning efforts for the following remodeling and new construction projects:

Muskegon Correctional Facility — Phase III

At the time of this writing funds continue to be sought for construction of a vocational-educational and recreational facility at this medium security prison in Muskegon.

Huron Valley Women's Facility.

This 390-bed facility for women felons in Michigan was to be completed and ready for occupancy by August, 1977. Original plans called for the facility to house 270 women, but during the past year it became increasingly apparent that this facility would not be large enough to handle the incarcerated population from the Women's Division of the Detroit House of Correction. Therefore, it was decided to add additional prefabricated housing units to provide an additional 120 beds.



Computer technology makes many corrections research projects possible.

Maximum Security Prison near Ypsilanti

This new facility's heating plant, maintenance building and food services unit were completed in 1977. At the time of this writing, however, funding was still being sought to construct housing and treatment facilities at the prison. It is hoped that this facility can be completed by 1979.

Jackson Northside Unit

This facility was completed on June 20, 1977. It houses approximately 1,000 men, including 300 in prefabricated units added to the site in the fall of 1977.

Southeastern Michigan Correctional Facility

Planning is still under way, but the site has not yet been selected.

Marquette Administration Building

Planning for this facility was completed in 1974-75. However, no action has yet been taken. There remains a movement to save and utilize the present structure because of its historical and architectural significance.

Riverside Correctional Facility

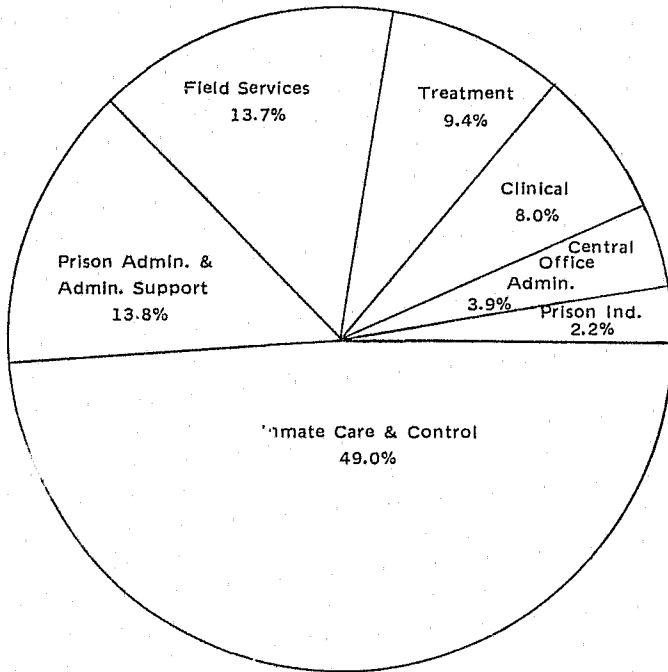
The Department acquired this mental health hospital in January, 1977. At the time of this writing the facility contained 514 inmates. It is expected to add an additional 250 by the end of the 1977 calendar year.

Kincheloe Air Force Base Prison

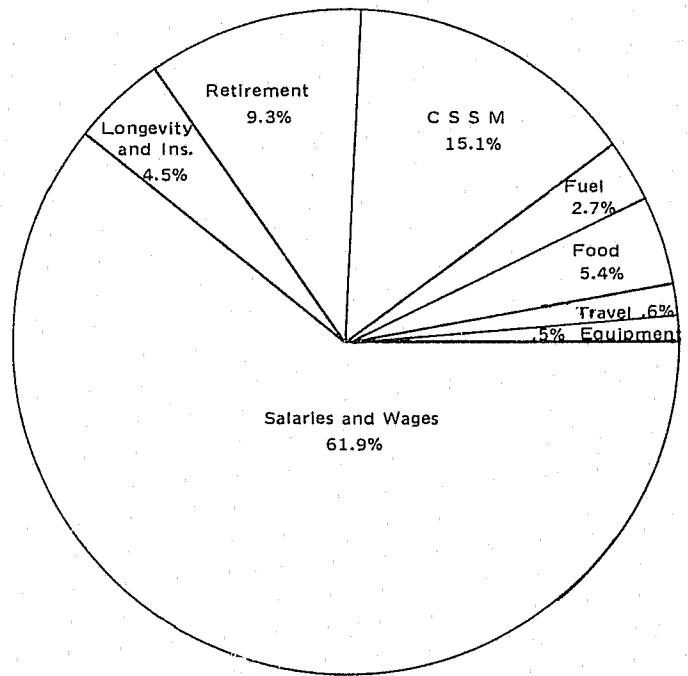
This facility was acquired from the federal government to house 700 medium security male prisoners. It is expected to be in operation by October, 1977.

MAJOR PROGRAMS AS PERCENT OF
ESTIMATED 1976-77 EXPENDITURES
OF \$90,050,500

(Includes School Aid, excludes
Federal Funds)

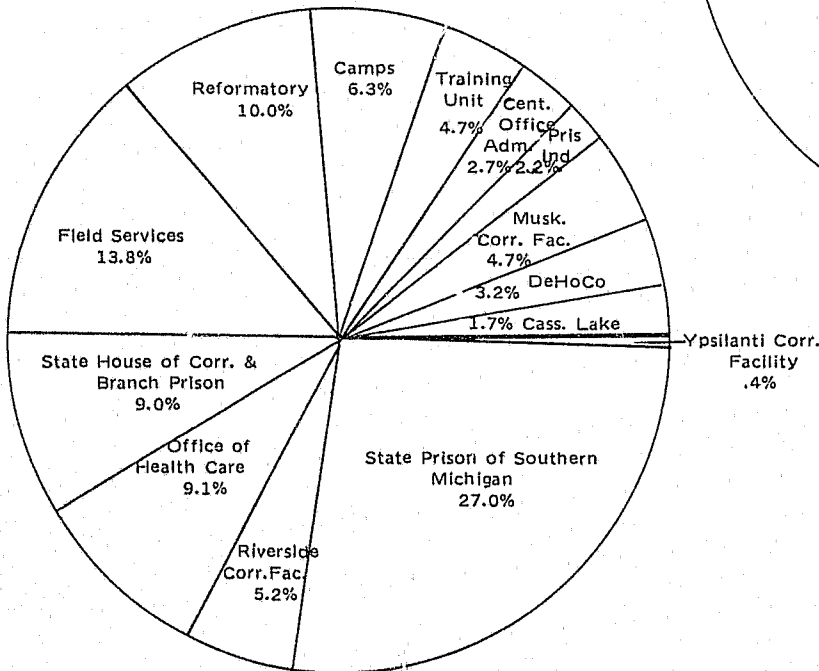


OBJECTS OF EXPENDITURE AS PERCENT OF
ESTIMATED 1976-77 EXPENDITURES
OF \$90,050,500




ORGANIZATIONAL COMPONENTS AS PERCENT OF
ESTIMATED 1976-77 EXPENDITURES
OF \$90,050,500

(Includes School Aid, excludes
Federal Funds)



management services division



The division of Management Services within the Bureau of Administrative Services provides a wide range of systems and management services to the department and its institutions. Among the duties of the division is the development of new manual and automated information systems in addition to maintaining current systems and over 28,000 client files in the department's central office.

The division also is responsible for standardizing and consolidating the many forms used throughout the department. Its graphic arts section designs forms and provides visuals for special presentations and statistical studies. The standardized Department Documentation System was developed and put into operation by this division.

The Office Services Units, which include internal mail, stationery store and the messenger service, are other functions handled by this division.

The division provides liaison services for the State Payroll/Personnel System and maintenance services for the department's account number and cost center structure. It acts as liaison to the Law Enforcement Information Network (LEIN) Policy Committee through which are operated the

computerized warrant files which the department uses to make inquiries about every eligible parolee, resident home or corrections center applicant prior to release.

The Data Processing Unit in this division updates and maintains a computer magnetic tape file on all prisoners and parolees. Reports are run for many units within the department, and special reports are produced for agencies and individuals throughout the nation — from the U.S. Bureau of Census to a small church in Muskegon where the pastor has initiated a program to help inmates from his area.

The Word Processing Center is a part of the Data Systems Section and using sophisticated magnetic card typewriters, types over 160 pages each day in correspondence, parole contract correspondence, special reports and other departmental documents.

The highest priority under development in the division continues to be the Corrections Management Information System (CMIS) and its many related sub-systems, functions and activities. Most of the efforts of the division are devoted to putting this system into full operation on a phased basis scheduled to begin in late 1977. Once fully

operational, the CMIS will link all institutions, facilities, field offices and the central office into a comprehensive communication system of data collections, storage and retrieval.

The CMIS network, using 71 video data terminals and 45 printers, is designed to provide accurate and up-to-date information for key operation and management activities. So far there are six terminals and one printer in the central office used primarily for inmate record conversion and to build the first comprehensive computerized files on clients.

By July, 1977, nearly all records had been fed into the computer at the Criminal Justice Data Center (CJDC) located at the headquarters of the Michigan Department of State Police in East Lansing. Validation of the records started April, 1977. The conversion efforts includes coding of data, key entry of data, computer editing of each element and visual comparisons of the computerized data back to the original files. All conversion and validation is expected to be completed by early 1978.

CMIS is expected to go into full operation by 1978 and is to address four major problems that have impeded research, planning, and operation of the department:

1. Little or no feedback reaching the various units of the department as to how they positively or negatively affected a client. No measure of success is being recorded, only failures and problem cases.
2. A large degree of variance among the forms, files and procedures used by the various institutions to report similar or like functions within the department.
3. Lack of timely reporting of information. Many times, for instance, in the Reception and Guidance Center or in the parole process, reports concerning the individual's progress or previous background have not reached the respective user until after the resident has been processed through the decisionary cycle.
4. Lack of completeness in compiling forms and reports. In many cases, the time has not been taken to thoroughly research the needed data and then to thoroughly report it. CMIS is to allow data to be collected as it is produced and reported automatically.

In addition, CMIS will provide the corrections link in the criminal justice system of Michigan as it relates to a comprehensive client tracking system.

The primary goal of CMIS is, however, to provide the kinds of information that will help the department analyze the effectiveness of its treatment programs.

The results of the program analyses will be used to improve programs, eliminate or restructure those not proven effective and to develop overall a more

empirical approach to program development and maintenance than is currently possible.

Two valuable reports to be generated by CMIS are: Case Synopsis Report, a chronological presentation of the actions and results associated with each client and an Automated Daily Register, to improve on the manual system centralizing information on population movement and status changes and eliminating several manual tasks.

Two federal grants were awarded to the department in 1976 to assist in developing the CMIS and to provide funds for mini-computers used to automate the system. One grant, called OBSCIS (Offender Based State Correctional Information System), is paying for Michigan's role as part of an 18-state effort to develop guidelines and standards for an automated corrections information system. The 18 states taking part in OBSCIS have begun developing a system, and Michigan's participation in the review of these efforts has contributed to the department's design efforts for CMIS. The second grant is for a Statistical Improvement Project (SIP) to increase the department's ability to generate and maintain statistical information on clients and client programs.

In 1975, a pilot project called Program and Assignment Reporting (PAR) involving collection and computerizing information on prisoner treatment programs and work assignments was begun at the Michigan Reformatory as part of the CMIS package. This automated method of keeping track of prisoner participation in various programs and activities and measuring the impact of such participation was being used by all institutions as of December, 1976.


Among the other major projects conducted by this division during 1976:

- Developed documentation and proposed the acquisition of a mini-computer system for CMIS. The system is to be comprised of five mini-computers (a less costly and more responsive alternative to current computer resources) and nearly 70 video data terminals to be located throughout the department. This proposal was approved by the legislature in December, 1976.
- Continued development and made modifications on detailed computer program specifications for the CMIS.
- Completed the coding and transmission of over 15,350 resident record files representing over 202,000 individual transactions to be used as a historical base of information for CMIS.
- Conducted an in-depth study of communication and information systems costs as part of the mini-computer proposal appraisal.
- Developed and implemented a training package used by the Office of Jail Services to aid county and local jail administrators set up policy and procedure documentation systems.

- Consulted with Office of Jail Services staff to evaluate an array of computerized food management system models incorporating menu planning, inventory control, cost analysis and budgeting, as well as menu nutritional analysis. Preliminary indications suggest that significant savings can be realized as a result of improved food planning, and budgeting controls through the use of a model of this type. The concept has the support of the Michigan Efficiency Task Force.
- Assisted the Bureau of Field Services in the development of computer generated lists and pre-headed application forms used to screen eligible applicants for community placement.
- Developed a computer program to score the


Stanford Achievement Tests processed by the Reception and Guidance Center by using existing video data terminals as input devices.

- Developed a computer program to compile monthly census reports for 180 county and local jails to be reviewed by the Office of Jail Services.
- Assisted the Michigan Reformatory, Riverside Correctional Facility and the Muskegon Correctional Facility in securing a processing system for inmate accounting using a Department of Mental Health mini-computer.
- Provided staff support to assist the department in complying with the new Freedom of Information Act.



the numbers grow

corrections employees



New employees are required to have 240 hours of training to prepare them for a variety of jobs within an institution. After their training is complete, they go through a six-month probationary period before attaining Civil Service status.

Careers in the field of corrections remained popular in 1976 and the first half of 1977.

Over 5,187 persons were tested for the position of Corrections Officer by the state Department of Civil Service by mid-1977, the highest number of persons ever examined for this position.

In addition, applicant interest in all the helping professions in the Department of Corrections continued to be high during the 1976-1977 period. Many of the applicants held college degrees and exceptional qualifications for the positions.

Turnover during this same period of time remained low, a fact which made operation of Michigan's many penal institutions, probation and parole service offices easier.

The turnovers that did occur were a result, in large part, of a special Corrections retirement package enacted by the state Legislature in 1976 and which became effective on April 1, 1977. This new law allows an employee who works directly with corrections clients to retire at age 51 with 25 years of "covered" service at approximately 50 per cent of their final average salary for the three years prior to retirement.

By mid-1977, the department employed more than 4,000 individuals, an increase of over 800 from 1975-1976. This increase came about primarily because of expansion of penal institutions to accommodate the ever-growing prison population, as well as major expansion of probation and parole services.

Employees are the department's most valuable resource; their salaries make up the largest portion of the department's annual operating budget. The way they conduct themselves in their sensitive, demanding jobs can make or break the system.

Their competency in jobs that involve the care and treatment of human beings are determined in large part by the activities of the Office of Personnel and Training within the department's executive division.

This office provides guidance and assistance in matters relating to personnel, employee relations and employee grievances, as well as training for employees of all bureaus and institutions of the department. That responsibility includes development of uniform personnel and training policies, employee rules and regulations, liaison with the state Department of Civil Service, recruiting, establishment of employment lists, proper classification and compensation and payroll matters.

Most employees of the department come in contact every day with clients of the system — either those in institutions, or on parole or probation. The impact they make in those encounters can have a substantial bearing on how the prisoner perceives the so-called "straight" society in general and the equity of the department.

It was this perception that led, over the past years, to the department's move to upgrade personnel through intensive, sophisticated training programs and through the reallocation of positions to allow an individual's movement up the career ladder,

commensurate with training and additional responsibilities.

Incentives in the form of more responsible positions with larger salaries have been established. A vital and effective affirmative action plan also is seen as a method of upgrading the department's employees.


Affirmative Action

Improvements continued in 1976 and the first half of 1977 in the recruitment of women and minorities for positions in the department. The department's goal of 15 per cent minorities by July, 1977, was not met. However, by that date, 14.1 per cent of the total work force or 575 minorities were employed. The number of non-whites employed within the department increased from 11.5 per cent in June, 1975 to 13 per cent in June, 1976, and to 14.1 per cent by June, 1977. This translates into an increase of 171 minorities within the past year.

During 1976 and 1977 the department's recruitment and placement officer continued to work toward achieving the department's affirmative action goals for women and minorities at entry level positions such as corrections officers and adult correction trainees. By July, 1977, the department had 30 ex-offenders working at institutions and in field service positions. The department also made significant gains in the employment of women. By June, 1976, a total of 11.2 per cent of all employees were women. This improved to 15.9 per cent by June, 1976, and by June, 1977, the percentage had increased to 18.

The department now has women working in custody assignments at all institutions. A total of 188 women corrections officers are now employed. Approximately 27 work at the Riverside Correctional Facility at Ionia, 29 at the State Prison of Southern Michigan at Jackson, 17 at the Muskegon Correctional Facility, 12 at the Michigan Training Unit, four at the Michigan Reformatory, 93 at the Huron Valley Women's Facility, four at the Marquette Branch Prison and two at the Women's Correction Center in Detroit. Most of the department's female corrections officers work in the guard towers, control centers, information desks, visiting rooms and operate cell doors. In addition, there are female corrections officers working in the yard at the Marquette Branch Prison. Since 1974, the department has finished within the top three state departments for improving affirmative action hiring. The department uses a variety of techniques to recruit women and minorities. They include;

- Enlisting assistance from community colleges and universities for referral of minority applicants.
- Providing financial assistance to help pay moving expenses to job locations in which minorities have agreed to locate.
- Employing former prisoners.
- Downgrading jobs for training purposes to open doors to positions that might previously have been closed.
- Extensive use of rescheduled examination procedures; review of examinations to determine



Health care professionals are in special demand for jobs throughout the system. Women nurses are employed at all prisons.

if there are artificial barriers; re-examination of positions formerly held only by men to see if females can qualify.

Even though the department has made substantial strides in the hiring of minorities and women over the past few years, it is believed that more can be done. One of the major problems thwarting recruitment of minorities has been that most of the department's institutions, which employ the majority of the department's personnel, are in areas where practically no minorities live. Active recruitment has, therefore, always been necessary to try to secure a representative number of minorities on staff at institutions.

New Employee and In-Service Training

More demands are being placed on corrections practitioners in the area of human interaction and sound management techniques. No longer can the system ignore the potential for treatment among employees in traditional custody roles. The day of the correctional professional has arrived.

To improve the quality of its employees, the department has expanded significantly over the past six years its training program for new and current employees. Continuous improvement of employee skills and knowledge is essential to the operation and progressive development of the system in Michigan.

Establishment of new employee and in-service training was assisted by a variety of federal grants to the department which began in 1971. At present, there is a training administrator within the department's personnel office that coordinates the training with the Bureau of Field Service's training coordinator and regional training supervisors who operate out of training centers at Jackson, Ionia, Marquette and Ypsilanti. A fifth regional training center is being planned.

Most of this division's training efforts have been directed at providing a 160-hour program for corrections specialists, first established in 1968 to provide intensive training to in-service employees to improve their skills. Since 1972, about 1,800 staff have received over 288,000 hours of this type of training. By October 1, 1977, all such training is expected to be complete.

The division also works to provide all new employees who are going to be corrections officers with 240 hours of training. In addition, all other department employees are required to attend 40-hour orientation schools.

During 1976, the Bureau of Field Services developed an orientation training program for all new probation and parole agents, and an ongoing in-service program also was developed.



Recreation staff at the Michigan Training Unit have an energetic group of residents and good facilities with which to work.

During 1976 and the first half of 1977, department personnel participated in 100,400 hours of training. About 550 new employees received nearly 65,000 hours of training. An additional 12,000 hours were given to correction specialists. Another 17,500 hours of training were given to a variety of employees from all levels in the department. The Bureau of Field Services offered 5,900 hours of training of which 4,120 were for new employees.

Because of an evaluation of the department's training methods during a 12-month in 1975 and 1976, some changes were made in the program. The major one involved creation of a training block at the State Prison of Southern Michigan which provides on-the-job experience for new employees prior to their permanent assignment. It is believed



At the Muskegon Correctional Facility employees and residents meet routinely to discuss problems and concerns.

that this experience in a specialized training block will provide the employees with the chance to:

1. Convert the instruction they received in the classroom into job performance skills.
2. Obtain ongoing consultation from designated training officers assigned to the unit.
3. Be able to receive immediate feedback on the quality of the tasks they have performed.

It is planned that the concept of the training block be put into other correctional facilities.

Among the various types of training available under the general program areas of new employee training and in-service training are: Administrative due process for corrections clients, emergency control, unarmed self-defense techniques, crisis intervention, substance abuse and drug control, weapons qualification, handling problem residents, computation of good time credits, counseling and casework management, resident advocacy, report writing techniques, shakedown and search techniques, policies and procedures, first-line supervisory skills, management skills development, executive development and program evaluation.

With help of the personnel office's training division, the department continues to work on refinement of the department's team concept.

The team concept which, in essence, means that custody and treatment employees share their roles in individual housing units in the various institutions, has been under development since 1968.

This was when the department developed a corrections specialist program aimed at training prison officers for integration into the treatment staff of the psychiatric clinic at the Reception and Guidance Center at Jackson.

Since then, use of paraprofessionals in treatment roles has expanded through specialized training until today such specialists work in nearly every penal institution in the state. The goal is to reduce the chasm between treatment and custody and to make better use of the manpower and resources of the department.

The team concept was initially started at the State Prison of Southern Michigan at Jackson. Here, specialists serve as leaders in group counseling sessions, assist in evaluating prisoners on the team's caseload, serve as a member of the housing unit's disciplinary team in cases involving minor rule infractions, and perform a variety of other duties which involve both treatment and custody in the unit. Corrections specialists are no longer fully responsible for custody and security in the housing

unit, but share treatment responsibility with the professional staff.

At Jackson, where the program started in 1973, a typical team is composed of a counselor with a college degree, called the resident unit manager, who supervises and monitors the work of the other members; an associate counselor to assist; and a number of resident unit supervisors (specialists or corrections supervisors), depending on the size of the unit. Usually there is one team for each housing unit at the institution.

The job of the team is to develop programs for its living unit or cell block; recommend medical care for prisoners; monitor progress and adjustment of each inmate; coordinate medical resources and special rehabilitation programs and write reports of

any critical incidents occurring in the unit.

The team confers regularly about residents for whom it is responsible. One member must be present at hearings of the classification and disciplinary committees and also at the parole hearings.

The concept has been introduced in all of Michigan's prisons with varying degrees of success. Some of the factors inhibiting success have been prison crowding and the shortage of experienced staff. Nevertheless, the department is fully committed to the value of the team concept. New institutions are being staffed with the team concept in mind and a continuous evaluation of the program is being undertaken to make this potentially very effective process into a valuable tool for the correctional system.



The department is attempting, through its use of "treatment teams", to reduce the chasm between custody and treatment.

EMPLOYEES OF MICHIGAN STATE PRISONS

JUNE 1977

LOCATION	TOTAL	WHITE	BLACK	SPANISH AMERICAN	INDIAN	ORIENTAL	OTHER	MEN	WOMEN	EX- OFFENDER
Cassidy Lake Technical School	69	55	14	-	-	-	-	53	16	3
Michigan Training Unit	213	181	30	2	-	-	-	178	35	4
Michigan Reformatory	405	358	42	2	1	-	2	379	26	5
State Prison of Southern Michigan and Reception & Guidance Center	1315	1122	175	3	8	-	7	1182	133	4
Prison Industries	99	96	3	-	-	-	-	90	9	-
Muskegon Correctional Facility	203	145	55	3	-	-	-	160	43	7
Corrections Camps	240	233	6	-	1	-	-	211	29	1
Marquette Branch Prison and Michigan Intensive Program Center	380	372	3	1	3	1	-	354	26	2
Womens Division/Huron Valley	138	63	75	-	-	-	-	15	123	-
Riverside Correctional Facility	269	254	13	1	1	-	-	204	65	-





department's think tank

bureau of programs

Prediction of prison population trends and identification of characteristics predicting high and low risk among incarcerated offenders continued to be two of this bureau's major activities during 1976 and 1977.

Without information of the sort provided in these research projects, the department would be greatly hampered in long-term planning for construction of prisons and in its policy-making decisions.

The bureau, headed by a deputy director, evaluates and develops departmental programs. It also develops special studies for the Corrections Commission, the department's director, the executive office and the Legislature.

Its program development unit coordinates federal grants, prepares program statements for new facilities and develops experimental programs in cooperation with the bureau's research unit. It also assists in analysis of proposed legislation that might impact on the department if enacted.

While not normally involved in administration of programs, the bureau may operate a demonstration project until its start-up and early development. This is usually done cooperatively with the bureau which will ultimately have responsibility for the program. Once a new program is in operation, administration is usually turned over to the operating bureau. The Program Bureau does, however, continue to monitor the program and evaluate its effectiveness.

The bureau works closely with other bureaus in the department, other state departments and agencies, the Legislature, federal agencies and public and private organizations. It assists the director and Corrections Commission to analyze issues affecting the department and in predicting future trends.

Another important function of the bureau is the preparation of applications for federal grants. During 1976 and 1977 grants totalling more than \$2.3 million were awarded to the department by the federal Law Enforcement Assistance Administration.

The bureau's activities during 1976 and 1977:

- Submitted grant applications to the Michigan Office of Criminal Justice Programs for federal support for modular prison housing at the State Prison of Southern Michigan and for computer time and consultation on the prediction of the relative recidivism risk of parolees.


The problem of recidivism and parole prediction has been a concern for many years, but is now compounded by the housing crisis. Initial validated tabulations in the risk prediction study identified some groups of parolees with unusually high potential for violence and another group with unusually low potential. Although this study has not been completed, on the basis of these early findings,

identifying both potentially very high risk and very low risk cases among the present prison population was begun; the very low risk cases were monitored for possible early release on parole.

- Assisted in the development of a sentencing proposal, submitted to a State Bar Committee which was looking at revision of the penal code. Later, this bureau along with several other persons in the department refined the sentencing proposal and prepared it for possible introduction into the state Legislature. The sentencing proposal calls for retention of the state's current indeterminate sentencing structure, but makes some refinements in the area of sentence length.
- Completed an evaluation of the inmate grievance process.
- Completed parole follow-up information on the first sample of parole contract cases.
- Initiated study of criminal history records for a sample of 500 persons arrested for violent felonies state-wide. This is expected to show how many of these people have prior prison, prior probation and other types of prior records. Initial findings in this area indicate that most violent crime is committed by first-time offenders.
- Completed a three-month analysis of institutional critical incidents. (See elsewhere in this report for critical incidents in the year of 1976.)

Along with this analysis came a revised critical incident report form, changing the narrative format to a standardized report form to provide accurate tabulation of information on a periodic basis. These reports will provide an overview of institutional problems and the resulting staff action, as well as assisting in determining further staff training requirements and institutional security needs.

- Initiated evaluation of the Substance Abuse Supervisory Unit in Wayne County.
- Initiated evaluation of the impact of Michigan's new mandatory firearm law. At the time of this writing it was estimated that the system would receive approximately 200 persons that it would not have received prior to the enactment of this legislation.
- Submitted program statements for the conversion of the existing Wayne County Child Development Center, the Hudson Warehouse in Detroit and a seminary in the western part of the state into correctional facilities. Preparation of these statements was part of the bureau's assistance in searching for possible sites for construction of new prisons.



END