



Ontario

Ministry of the  
Attorney  
General


# Court Statistics Annual Report

Fiscal Year 1976/77

47342

Report number A-3

This Report was Prepared By  
Management Information System  
Statistics



Questions, Comments and  
Suggestions for Improvement

May be Directed to:

M.I.S. Statistics,  
Ministry of the Attorney General,  
5th Floor,  
18 King Street East,  
Toronto, Ontario.  
M5C 1C9

or phone:

(416) 965-0467



Ministry of the  
Attorney  
General

Management  
Information  
System

18 King Street East  
5th Floor  
Toronto, Ontario  
M5C 1C9

## Preface

### General

This annual report contains selected data on the activities of the Supreme, County, Surrogate and Provincial Courts and the Sheriff's offices. We have included data which was considered to be of optimum benefit to the recipients of this report rather than reporting all of the information that is collected. Whenever possible, tables show the inflow and outflow of cases in the courts.

### Supreme, County and Surrogate Courts and Sheriff's Offices

Minor changes have been made in this section. Data on "actions commenced" and "judgments and orders issued" are included as these were requested most often by users during the past year. "Motor Vehicle Accident Actions" and "Other Actions" data have been combined. In the activity summary tables, dispositions are more detailed than the 1975/76 annual report.

### Provincial Court (Criminal Division)

In April 1976, all the court offices commenced using a revised Daily Statistical Return. The revised return does not include, as the previous return did, issued bench warrants and reissued summonses with dispositions. Also, "Charges Received" does not include executed bench warrants nor re-issued summonses served. In the 1975/76 Annual Report the data reported had been adjusted to exclude the effects of the above so that the data would be comparable to the 1976/77 data. Unfortunately, some counties did not submit data correctly in the past which makes it impossible to prepare a trend summarization.

Procedural changes in the laying of charges or the processing of these charges affect our ability to compare the data from the current year to data from previous or subsequent years. We are not always aware of these changes and, therefore, are unable to clarify why a county's data may sharply increase or decrease

in volume.

### Provincial Court (Family Division)

There are no major changes in presentation of the tables of the Family Division for this report. We had hoped to include data on the Juvenile Delinquents Act this year, however, Statistics Canada has been unable to provide us with complete and accurate data to this point. When we have reliable data, a special report will be published with the results.

### Conclusion

We appreciate the assistance provided by the users in preparing this fiscal year's report. Your comments and/or questions regarding the presentation of the report or the data provided are welcomed.

#### SYMBOLS USED IN TABLES

- .. figures not available.
- ... figures not appropriate or not applicable.
- nil or zero.
- amount too small to be expressed.
- p preliminary figures.
- r revised figures.

In some tables figures may not add to totals because of rounding.

ANNUAL REPORT OF COURT STATISTICS

TABLE OF CONTENTS

VOLUME I

SUPREME, COUNTY & SURROGATE COURTS

PART I Supreme Court of Ontario

A. Appeal Courts

<u>Table</u>		<u>Page No.</u>
Chart/I.1	Criminal Appeals - Activity Summary	2 & 3
Chart/I.2	Civil Appeals - Activity Summary	4 & 5
Chart/I.3	Divisional Court of Appeal - Activity Summary	6 & 7

B. High Court of Justice

	<u>Criminal Matters</u>	
I.4	Disposition of Cases	11
	<u>Civil Matters</u>	
1.5	Actions Commenced	12 & 13
I.6	Judgments and Orders Issued	14 & 15
I.7	Provincial Summary Report Jury and Non-Jury Actions	17
Chart/I.8	Activity Summary - Jury Actions	18 & 19
Chart/I.9	Activity Summary - Non-Jury Actions	20 & 21
Chart/I.10	Activity Summary - H.C.Divorce Actions	22 & 23
I.11	Number of Half Days Spent in Court by the Court Clerk	25

PART II      County or District Courts

<u>Table</u>	A. <u>Criminal Matters</u>	<u>Page No.</u>
II.1	County Court Judges' Criminal Court Activity Summary	28 & 29
II.2	General Session of the Peace Activity Summary	30 & 31
Chart	County Court Judges' Criminal Court	32
Chart	General Sessions of the Peace	33
Chart/II.3	Summary Conviction Appeals Activity Summary	34 & 35
	B. <u>Civil Matters</u>	
II.4	Actions Commenced	37
II.5	Judgments and Orders Issued	38 & 39
II.6	Provincial Summary Jury and Non-Jury Actions	41
Chart/II.7	Activity Summary - Jury Actions	42 & 43
Chart/II.8	Activity Summary - Non-Jury Actions (Excluding Divorce)	44 & 45
Chart/II.9	Activity Summary - MCA Divorce Actions	46 & 47
II.10	Activity Summary - Mechanics Lien Actions	48
II.11	Landlord and Tenant Act 1970 Amended 1972	49
II.12	Number of Half Days Spent in Court by the Court Clerk	50 & 51

PART III      Surrogate Court

III.1	Applications Filed Under Probates, Administration and Guardianship	54
III.2	Grants Issued Under Probates, Administration and Guardianship	55

PART IV      Sheriff's Offices

<u>Table</u>		<u>Page No.</u>
IV.1	Searches	59
Chart/IV.2	Processes and Executions	60 & 61

VOLUME II

PROVINCIAL COURT (CRIMINAL AND FAMILY DIVISION)

PART V      Provincial Court (Criminal Division)

V.1	Persons Charged - All Statutes	64
V.2	Activity Summary - All Statutes	65
V.3	Activity Summary - Criminal Code of Canada	66
V.4	Activity Summary - Narcotics Control Act/Food and Drug Act	67
V.5	Activity Summary - Liquor Control Act/Liquor License Act	68
V.6	Activity Summary - Highway Traffic Act	69
V.7	Activity Summary - Other Statutes	71
V.8	Disposition Summary - All Statutes	72 - 75
V.9	Disposition Summary - Criminal Code of Canada and Narcotics Control Act/Food and Drug Act	76 - 79
V.10	Disposition Summary - Liquor Control Act/Liquor License Act	80 - 83
V.11	Disposition Summary - Highway Traffic Act	84 - 87
V.12	Disposition Summary - Other Statutes	88 - 91
V.13	Hours Spent in Court	93

<u>Table</u>	<u>PART VI</u> <u>Provincial Court (Family Division)</u>	<u>Page No.</u>
Chart/VI.1	Disposition Summary - All Statutes	96 & 97
VI.2	Training Schools Act - Committals	99
Chart/VI.3	Education Act - Dispositions	100 - 101
Chart/VI.4	Child Welfare Act - Summary of all Dispositions.	102 - 103
VI.5	Child Welfare Act - Custody Orders	104
VI.6	Child Welfare Act - Affiliation Orders Made and enforced	105
Chart/VI.7	Deserted Wives' and Children's Maintenance Act - Summary of all Dispositions	106 & 107
VI.8	Deserted Wives' and Children's Maintenance Act - No. of Orders Made, No. of Enforcement Orders, Orders Not Confirmed and Other Orders Made	109
VI.9	Reciprocal Enforcement of Maintenance Orders Act - Summary of all Dispositions	110
VI.10	Reciprocal Enforcement of Maintenance Orders Act - No. of orders Made, No. of Enforcements Made and Other Matters	111
Chart/VI.11	Criminal Code of Canada - Dispositions Under All Sections	112 & 113
VI.12	Orders Made Under Other Legislation and Interim Orders Made Under the Deserted Wives' and Children's Maintenance Act	115
VI.13	Summary of Other Court Appearances	116 - 119
VI.14	Summary of Reports - Pre-Sentence, Social History and Psychiatric Assessments	121
VI.15	Maintenance Funds (In Dollars)	122
VI.16	Distribution of Maintenance	123
VI.17	Maintenance Arrears (In Dollars) on Current Accounts	125




Table

Page No.

VI.18	Current Account Activity	126 & 127
VI.19	Analysis of Current Accounts With Assignment to a Welfare Agency	129
VI.20	Number of Current Accounts by Type	130
VI.21	Collection and Distribution of Other Funds (In Dollars) 1976/77	131

\*\*\*      \*\*\*      \*\*\*      \*\*\*

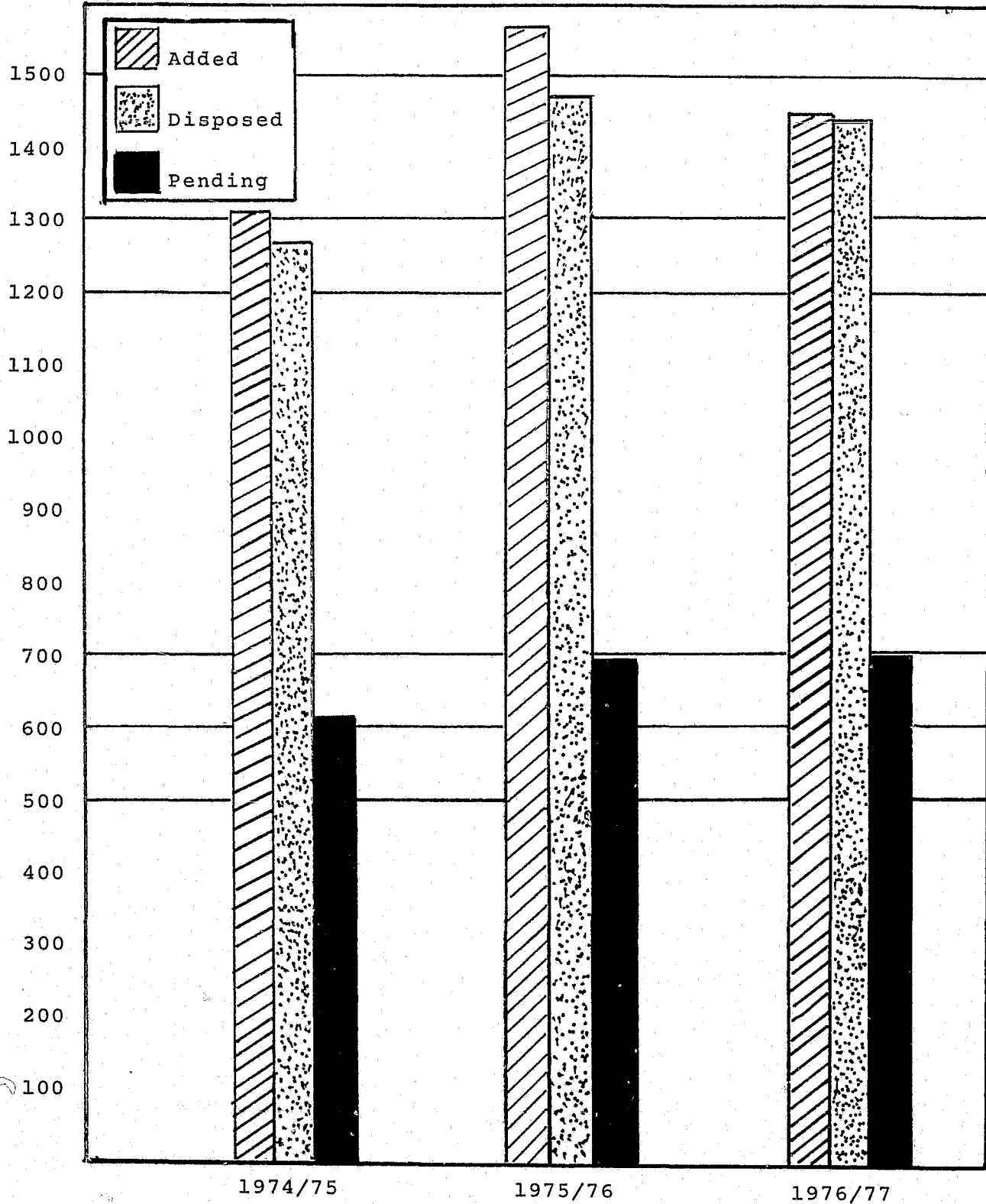


PART I

SUPREME COURT OF ONTARIO

A. APPEAL COURTS

Supreme Court of Ontario  
Court of Appeal-Criminal Appeals  
Added, Disposed & Pending  
1974/75-1976/77





Ontario

Ministry of the  
Attorney  
General

Management  
Information  
System

5th Floor  
18 King Street East  
Toronto Ontario  
M5C 1C5

MEMORANDUM TO : All Recipients of the  
Court Statistics Annual  
Report, 1976/77

FROM : D.R. Wilkinson,  
Acting Co-Ordinator,  
Management Information Systems.

There has been an amendment to the  
table on Criminal Appeals on page three of the  
annual report. Attached is an amended page to  
replace the original with the symbol (r) beside  
the revised figures.

We apologize for any inconvenience  
that may have been caused.

*D. R. Wilkinson*  
*per D. G. S.*

TABLE I.1  
SUPREME COURT OF ONTARIO  
COURT OF APPEAL - CRIMINAL APPEALS  
ACTIVITY SUMMARY

	<u>1974/75</u>	<u>1975/76</u>	<u>1976/77</u>
<u>Appeals Added During Period</u>	<u>1310</u>	<u>1565</u>	<u>1451</u>
CCC	1099	1400	1245
HTA	16	10	2
NCA	137	123	176
Other	58	32	28
<u>Appeals Disposed During Period(1)</u>	<u>1268</u>	<u>1478</u>	<u>1446</u>
CCC	1116	1329	1237(r)
HTA	2	5	3(r)
NCA	115	102	175(r)
Other	35	42	26(r)
<u>Abandoned</u>	<u>297</u>	<u>427</u>	<u>391</u>
CCC	248	379	336
HTA	-	1	3
NCA	40	43	49
Other	9	4	3
<u>Argued</u>	<u>693</u>	<u>740</u>	<u>762</u>
CCC	615	660	641
HTA	2	4	5
NCA	52	38	94
Other	24	38	22
<u>Closed Out Or Refused</u>	<u>278</u>	<u>311</u>	<u>293</u>
CCC	253	290	260
HTA	-	-	-
NCA	23	21	32
Other	2	-	1
<u>Appeals Pending At End of Period</u>	<u>607</u>	<u>694</u>	<u>699</u>
CCC	512	582	590(r)
HTA	14	19	13
NCA	56	77	78(r)
Other	25	16	18

Note: Includes perfected (listed) appeals.

(1) Includes Appeals Abandoned, Argued and Closed Out or Refused.

TABLE I.1  
SUPREME COURT OF ONTARIO  
COURT OF APPEAL - CRIMINAL APPEALS  
ACTIVITY SUMMARY

3

	<u>1974/75</u>	<u>1975/76</u>	<u>1976/77</u>
<u>Appeals Added During Period</u>	<u>1310</u>	<u>1565</u>	<u>1451</u>
CCC	1099	1400	1245
HTA	16	10	2
NCA	137	123	176
Other	58	32	28
<u>Appeals Disposed During Period(1)</u>	<u>1268</u>	<u>1478</u>	<u>1446</u>
CCC	1116	1329	463
HTA	2	5	239
NCA	115	102	401
Other	35	42	343
<u>Abandoned</u>	<u>297</u>	<u>427</u>	<u>391</u>
CCC	248	379	336
HTA	-	1	3
NCA	40	43	49
Other	9	4	3
<u>Argued</u>	<u>693</u>	<u>740</u>	<u>762</u>
CCC	615	660	641
HTA	2	4	5
NCA	52	38	94
Other	24	38	22
<u>Closed Out Or Refused</u>	<u>278</u>	<u>311</u>	<u>293</u>
CCC	253	290	260
HTA	-	-	-
NCA	23	21	32
Other	2	-	1
<u>Appeals Pending At End of Period</u>	<u>607</u>	<u>694</u>	<u>699</u>
CCC	512	582	574
HTA	14	19	13
NCA	56	77	94
Other	25	16	18

Note: Includes perfected and unperfected appeals.

(1) Includes Appeals Abandoned, Argued and Closed Out or Refused.

Supreme Court of Ontario  
Court of Appeal-Civil Appeals  
Cases Added, Disposed & Pending  
1974/75-1976/77

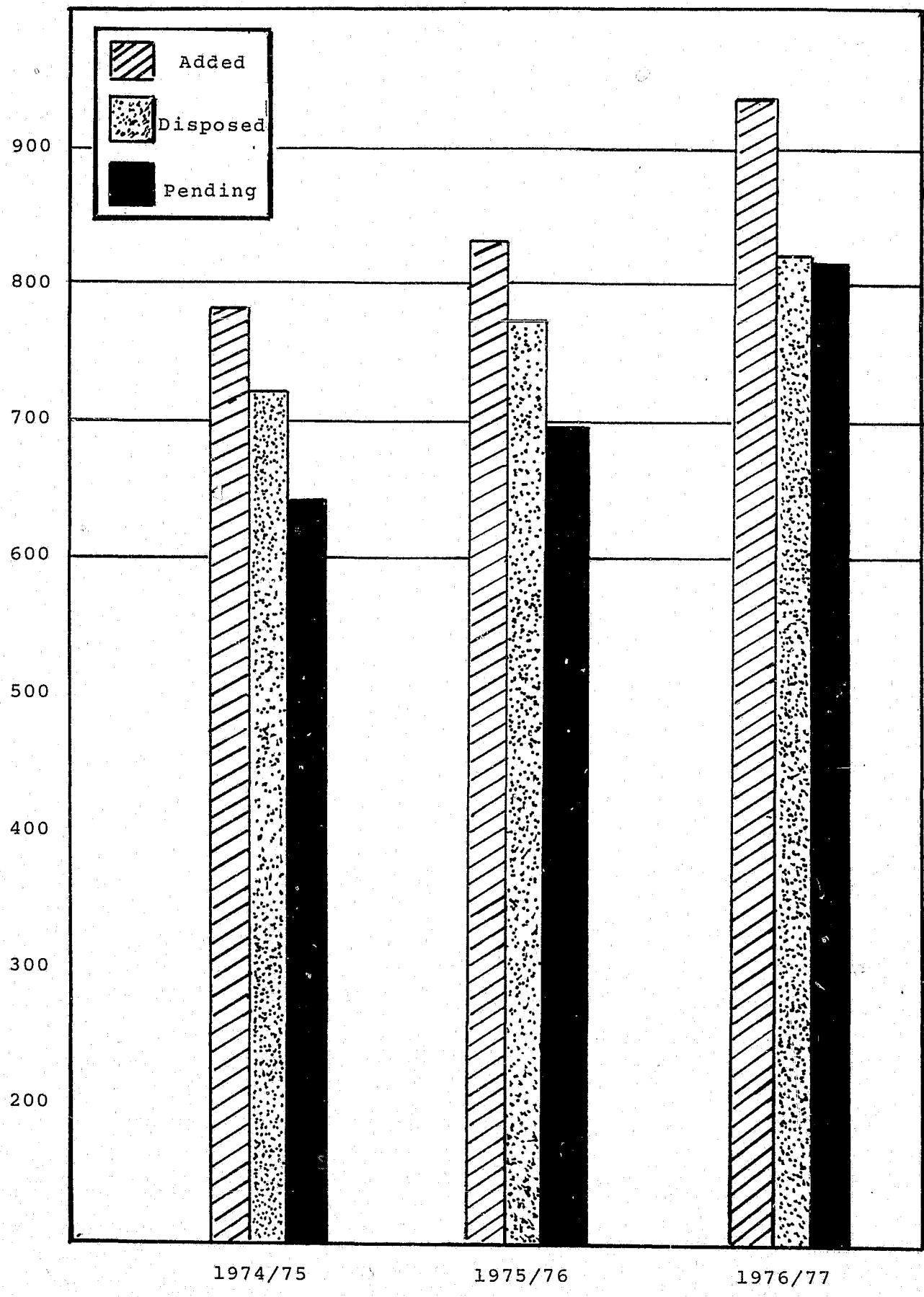




TABLE I.2  
SUPREME COURT OF ONTARIO  
COURT OF APPEAL - CIVIL APPEALS  
ACTIVITY SUMMARY

	<u>1974/75</u>	<u>1975/76</u>	<u>1976/77</u>
<u>Appeals Added During Period</u>	<u>779</u>	<u>829</u>	<u>935</u>
Supreme Court	415	449	496
Divisional Court	27	18	13
County Court	255	297	323
Surrogate Court	8	7	8
Mechanics Lien Actions	13	14	7
Divorce Actions (Single Judge)	44	37	80
Small Claims Court	8	1	2
Boards and Tribunals	9	6	6
 <u>Appeals Disposed During Period</u>	 <u>716</u>	 <u>768</u>	 <u>819</u>
Argued	383	390	418
Settled	79	104	97
Abandoned or Deemed Abandoned	254	244	285
Transferred to Divisional Court	..	30	19
 <u>Appeals Pending At End of Period</u>	 <u>638</u>	 <u>699</u>	 <u>815</u>

NOTE: Includes perfected and unperfected appeals.

Supreme Court of Ontario  
Divisional Court of Appeal  
Cases Added, Disposed & Pending  
1974/75-1976/77

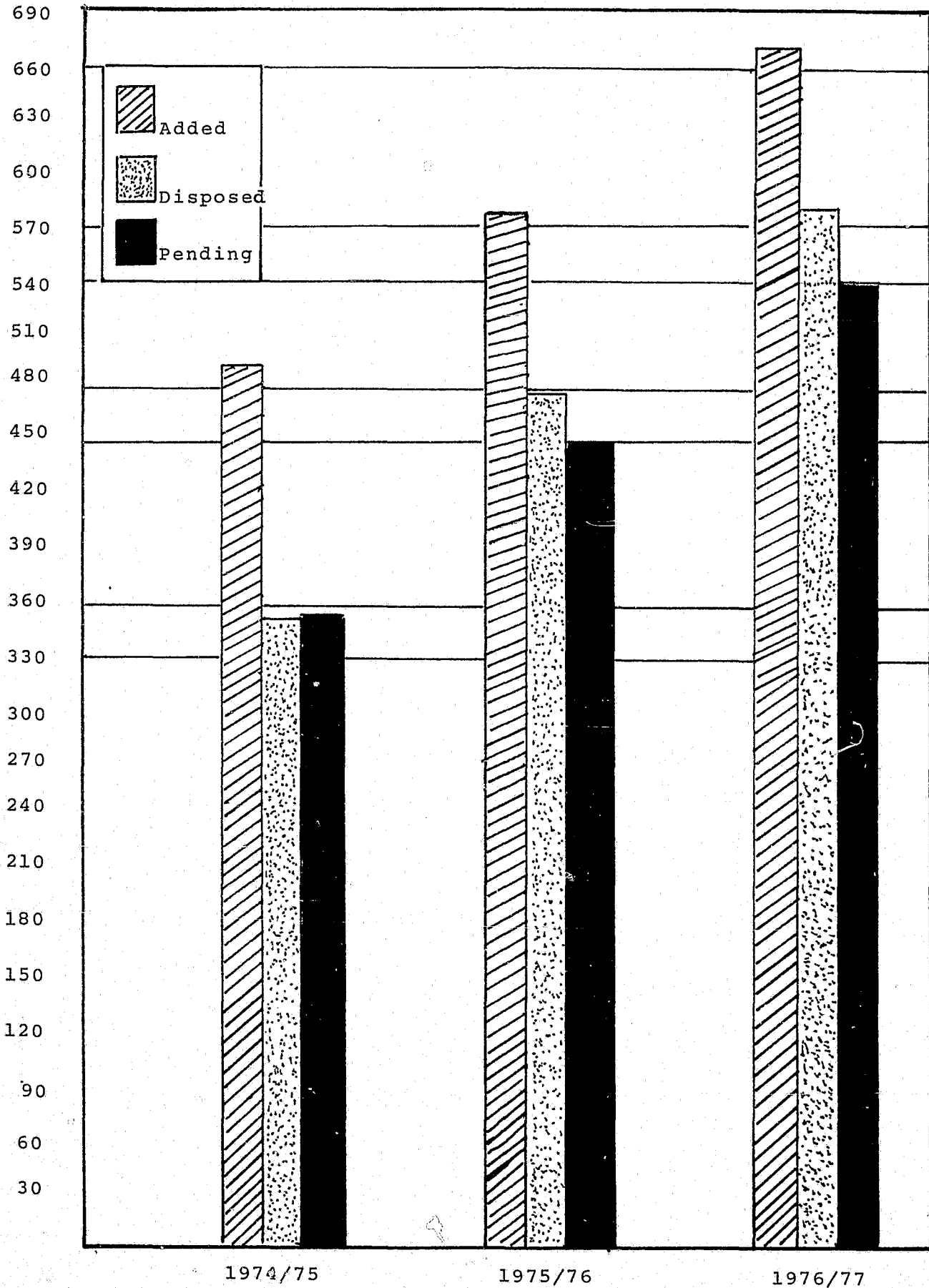


TABLE I.3  
SUPREME COURT OF ONTARIO  
DIVISIONAL COURT OF APPEAL  
ACTIVITY SUMMARY


	<u>1974/75</u>	<u>1975/76</u>	<u>1976/77</u>
<u>Appeals Added During Period</u>	<u>492</u>	<u>577</u>	<u>673</u>
Supreme Court	77	106	124
Surrogate Court	16	22	26
Mechanics Lien Actions	14	30	25
Small Claims Court	74	95	64
Boards and Tribunals	41	39	81
County Court Judge	104	92	109
Mandamus	55	49	41
Prohibition	15	21	43
Certiorari	76	92	131
Declaration	17	20	26
Injunction	2	7	1
Stated Case	1	4	2
<u>Appeals Disposed During Period</u>	<u>351(1)</u>	<u>479(2)</u>	<u>585(3)</u>
Argued	206	247	280
Settled	34	41	53
Withdrawn	17	75	75
Abandoned or Deemed Abandoned	85	113	167
<u>Appeals Pending At End Of Period</u>	<u>352</u>	<u>450</u>	<u>538</u>

Notes: Figures include perfected and unperfected appeals.

(1) Includes 5 appeals transferred to Court of Appeal and 4 appeals transferred to weekly court.

(2) Includes 3 appeals transferred to Court of Appeal.

(3) Includes 2 applications transferred to weekly court and 8 appeals transferred to Court of Appeal.



PART I

SUPREME COURT OF ONTARIO

B. HIGH COURT OF JUSTICE

2



TABLE I.4  
SUPREME COURT OF ONTARIO  
HIGH COURT OF JUSTICE - CRIMINAL MATTERS  
DISPOSITION OF CASES

Judicial District County, or District	1974/75	1975/76	1976/77
<b>TOTAL ONTARIO</b>	<u>107</u>	<u>319</u>	<u>259</u>
York	68	70	82
<b>REMAINDER OF ONTARIO</b>	<u>129</u>	<u>249</u>	<u>177</u>
<b>Central East Region</b>	<u>26</u>	<u>57</u>	<u>28</u>
Durham	6	23	2
Muskoka	1 (Apr. 1 - Sept. 30 only)	9	3
Northumberland	1	2	2
Peel	3 (Apr. 1 - Sept. 30 only)	3 (Jan. 1 - Mar. 31 only)	4
Peterborough	2	5	8
Simcoe	13	13	7
Victoria & Haliburton	-	2	2
<b>Central West Region</b>	<u>17</u>	<u>29</u>	<u>39</u>
Brant	3	2	-
Dufferin	-	2	1
Haldimand	1	-	-
Halton	1	2	6
Hamilton-Wentworth	4	11	12
Niagara North	-	1	4
Niagara South	2	3	4
Norfolk	4	3	3
Waterloo	2	4	8
Wellington	-	1	1
<b>Eastern Region</b>	<u>16</u>	<u>36</u>	<u>26</u>
Frontenac	2	3	2
Hastings	1 (Apr. 1 - Dec. 31 only)	2	-
Lanark	2	-	3
Leeds & Grenville	4	1	3
Lennox & Addington	- (Oct. 1 - Dec. 31 excluded)	-	-
Ottawa-Carleton	6	28	10
Prescott & Russell	-	1	-
Prince Edward	- (Apr. 1 - Sept. 30 only)	-	-
Renfrew	-	1	6
Stormont, Dundas & Glengarry	1	-	2
<b>North Eastern Region</b>	<u>23</u>	<u>34</u>	<u>21</u>
Algoma	5	2	6
Cochrane	4	8	3
Manitoulin (1)	#	#	#
Nipissing	3	5	2
Parry Sound	1	-	1
Sudbury	9	3	6
Temiskaming	1	16	3
<b>North Western Region</b>	<u>18</u>	<u>43</u>	<u>24</u>
Kenora	6 (Apr. 1 - June 30 excluded)	23	8
Rainy River	1	2	-
Thunder Bay	11	18	16
<b>South Western Region</b>	<u>29</u>	<u>50</u>	<u>39</u>
Bruce	-	-	1
Elgin	3	2	3
Essex	1	28	15
Grey	7	3	2
Huron	3	-	-
Kent	7	4	3
Lambton	3	7	6
Middlesex	4	5	8
Oxford	-	1	1
Perth	1	-	-

NOTES: (1) Manitoulin included with Sudbury.

Source: Supreme, County and Surrogate  
 Courts (Monthly Statistical  
 Reports)

TABLE I.5  
SUPREME COURT  
ACTIONS COMMENCED

Judicial District  
County, or District

General Writs and Petitions

	Motor Vehicle and Other			D i v o r c e			MCA**		
				H C*					
	74/75	75/76	76/77	74/75	75/76	76/77	74/75	75/76	76/77
<b>TOTAL ONTARIO</b>	<b>8486</b>	<b>8586</b>	<b>8742</b>	<b>4743</b>	<b>4945</b>	<b>3735</b>	<b>15746</b>	<b>17036</b>	<b>19043</b>
York	4286	4436	4643	4163	4296	3104	3159	3593	4716
REMAINDER OF ONTARIO	4200	4150	4099	580	649	631	12587	13443	14327
<b>Central East Region</b>	<b>536</b>	<b>500</b>	<b>508</b>	<b>227</b>	<b>265</b>	<b>207</b>	<b>1917</b>	<b>1939</b>	<b>2181</b>
Durham	112	93	108	8	20	8	483	486	558
Muskoka	16	21	8	-	-	2	95	100	81
Northumberland	21	15	23	-	-	5	130	135	143
Peel	149	146	152	44	78	47	586	560	667
Peterborough	67	73	62	12	16	1	253	267	268
Simcoe	148	131	122	162	150	134	303	322	303
Victoria & Haliburton	23	21	33	1	1	10	67	69	81
<b>Central West Region</b>	<b>1414</b>	<b>1305</b>	<b>1262</b>	<b>92</b>	<b>67</b>	<b>72</b>	<b>3847</b>	<b>4118</b>	<b>4118</b>
Brant	79	51	56	1	-	-	234	273	225
Dufferin	16	23	13	-	-	-	37	42	42
Haldimand	16	8	20	-	-	-	40	63	44
Halton	270	263	238	15	17	26	326	343	406
Hamilton-Wentworth	487	425	419	18	22	13	1239	1198	1184
Niagara North	152	130	118	55	17	10	395	444	462
Niagara South	127	113	104	-	2	6	465	493	462
Norfolk	13	22	14	-	-	-	112	125	150
Waterloo	199	202	212	2	9	16	789	856	892
Wellington	55	68	68	1	-	1	210	281	251
<b>Eastern Region</b>	<b>737</b>	<b>800</b>	<b>751</b>	<b>106</b>	<b>188</b>	<b>192</b>	<b>2424</b>	<b>2670</b>	<b>2978</b>
Frontenac	65	65	62	13	8	2	341	304	317
Hastings	65	69	73	1	-	-	277	344	358
Lanark	5	10	8	1	-	-	82	75	77
Leeds & Grenville	19	26	23	1	-	-	198	144	161
Lennox & Addington	14	12	6	-	-	-	66	55	65
Ottawa-Carleton	496	543	504	88	177	188	1130	1294	1527
Prescott & Russell	28	23	39	-	-	1	41	42	50
Prince Edward	2	3	1	-	-	-	42	41	50
Renfrew	18	18	14	-	1	-	107	189	186
Stormont, Dundas & Glengarry	25	31	21	2	2	1	140	182	187
<b>North Eastern Region</b>	<b>382</b>	<b>446</b>	<b>395</b>	<b>11</b>	<b>10</b>	<b>19</b>	<b>1050</b>	<b>1220</b>	<b>1309</b>
Algoma	69	107	61	2	1	-	268	326	344
Cochrane	49	41	53	1	7	12	138	167	133
Manitoulin	-	3	1	-	-	-	3	7	6
Nipissing	43	55	30	-	-	-	162	143	208
Parry Sound	19	16	11	-	-	-	31	47	48
Sudbury	192	212	225	8	2	7	374	433	480
Temiskaming	10	12	14	-	-	-	74	97	90
<b>North Western Region</b>	<b>178</b>	<b>216</b>	<b>217</b>	<b>-</b>	<b>-</b>	<b>1</b>	<b>457</b>	<b>551</b>	<b>594</b>
Kenora	23	15	23	-	-	-	87	120	94
Rainy River	8	21	7	-	-	-	46	46	67
Thunder Bay	147	180	187	-	-	1	324	385	433
<b>South Western Region</b>	<b>953</b>	<b>883</b>	<b>966</b>	<b>144</b>	<b>119</b>	<b>140</b>	<b>2892</b>	<b>2945</b>	<b>3147</b>
Bruce	15	17	32	1	4	14	37	54	46
Elgin	39	24	22	1	-	-	231	199	198
Essex	322	274	323	126	108	110	780	842	851
Grey	32	36	62	-	-	1	105	107	121
Huron	18	21	19	6	-	-	43	56	83
Kent	60	57	39	2	1	9	174	183	198
Lambton	95	78	82	-	-	2	260	219	328
Middlesex	322	330	345	5	4	-	995	990	1034
Oxford	18	24	20	3	2	4	173	179	191
Perth	32	22	22	-	-	-	94	116	97

## NOTES:

- \* High Court.  
\*\* Matrimonial Causes Actions.

Sources: Supreme, County and Surrogate Courts (Monthly Statistical Report) submitted through the Local Registrar's Office.



TABLE 1.5  
SUPREME COURT  
ACTIONS COMMENCED

Judicial District County, or District	Specially Endorsed Writs (1)			Mechanics Lien Actions			Total (2)		
	74/75	75/76	76/77	74/75	75/76	76/77	74/75	75/76	76/77
	TOTAL ONTARIO	5508	6607	8435	2945	2598	3347	37428	39772
York	2738	3407	4210	773	711	813	15119	16443	17489
REMAINDER OF ONTARIO	2770	3200	4222	2172	1887	2534	22309	23329	25813
Central East Region	600	694	924	601	583	784	3881	3981	4604
Durham	153	163	236	86	110	140	842	872	1050
Muskoka	18	26	55	42	48	44	171	195	190
Northumberland	18	29	45	29	40	38	198	219	254
Peel	176	230	255	184	116	197	1139	1130	1318
Peterborough	63	71	120	34	37	85	429	464	536
Simcoe	152	144	170	187	197	221	952	944	1030
Victoria & Haliburton	20	31	43	39	35	59	150	157	226
Central West Region	773	918	1349	577	486	661	6703	6894	7462
Brant	46	34	54	26	16	21	386	374	356
Dufferin	29	26	44	24	25	25	106	116	124
Haldimand	1	5	12	7	18	29	64	94	105
Halton	78	121	196	119	99	121	808	843	987
Hamilton-Wentworth	222	298	395	111	99	154	2077	2042	2165
Niagara North	99	97	179	70	52	97	771	740	866
Niagara South	81	74	120	81	50	78	754	732	770
Norfolk	9	14	35	15	22	12	149	183	211
Waterloo	172	208	249	63	72	66	1225	1347	1435
Wellington	36	41	65	61	33	58	363	423	443
Eastern Region	382	461	653	398	333	383	4047	4452	4957
Frontenac	61	64	79	39	18	60	519	459	520
Hastings	35	34	63	27	25	35	405	472	529
Lanark	4	7	13	27	19	18	119	111	116
Leeds & Grenville	9	18	32	23	22	26	250	210	242
Lennox & Addington	11	6	9	13	10	16	104	83	96
Ottawa-Carleton	212	282	388	198	179	162	2124	2475	2769
Prescott & Russell	15	12	7	36	12	20	120	89	117
Prince Edward	2	7	3	3	18	13	49	69	67
Renfrew	11	12	26	18	14	11	154	234	237
Stormont, Dundas & Glengarry	22	19	33	14	16	22	203	250	264
North Eastern Region	319	283	377	151	149	250	1913	2108	2350
Algoma	55	32	50	22	10	47	416	476	502
Cochrane	32	35	70	26	21	61	246	271	329
Manitoulin	3	3	10	7	1	9	13	14	26
Nipissing	48	56	68	29	20	29	282	274	335
Parry Sound	17	20	20	9	20	33	76	103	112
Sudbury	152	130	148	54	60	63	780	837	923
Temiskaming	12	7	11	4	17	8	100	133	123
North Western Region	59	96	115	44	28	56	738	891	983
Kenora	8	13	4	9	8	18	127	156	139
Rainy River	7	3	8	7	1	4	68	71	86
Thunder Bay	44	80	103	28	19	34	543	664	758
South Western Region	637	748	804	401	308	400	5027	5003	5457
Bruce	15	14	26	20	15	60	88	104	178
Elgin	36	25	36	24	21	24	331	269	280
Essex	174	203	183	93	61	117	1495	1488	1594
Grey	23	56	48	25	34	34	185	233	266
Huron	14	6	11	17	10	16	98	93	129
Kent	42	37	50	34	26	12	312	304	308
Lambton	37	21	51	33	37	52	425	355	515
Middlesex	266	341	342	103	75	49	1691	1740	1770
Oxford	20	29	42	39	23	25	253	257	282
Perth	10	16	15	13	6	11	149	160	145

NOTES: (1) Includes mortgage and other actions.  
(2) Includes general writs and petitions, specially endorsed writs and mechanics lien actions.

Source: Supreme, County and Surrogate Courts (Monthly Statistical Report) submitted through the Local Registrar's Office.

TABLE I.6  
SUPREME COURT  
JUDGMENTS AND ORDERS ISSUED

Judicial District County, or District	J u d g m e n t s								
	Trials			Default(1)			Other		
	74/75	75/76	76/77	74/75	75/76	76/77	74/75	75/76	76/77
<b>TOTAL ONTARIO</b>	<b>24447</b>	<b>22087</b>	<b>24952</b>	<b>2324</b>	<b>2977</b>	<b>4109</b>	<b>10302</b>	<b>14692</b>	<b>16108</b>
York	10499 (2)	7019	8309	1069	1280	2045	2409 (2)	6066	6433
<b>REMAINDER OF ONTARIO</b>	<b>13948</b>	<b>15068</b>	<b>16643</b>	<b>1255</b>	<b>1697</b>	<b>2064</b>	<b>7893</b>	<b>8626</b>	<b>9675</b>
<b>Central East Region</b>	<b>2307</b>	<b>2613</b>	<b>2942</b>	<b>222</b>	<b>348</b>	<b>432</b>	<b>595</b>	<b>1153</b>	<b>1007</b>
Durham	267	462	488	30	67	96	258	408	441
Muskoka	116	159	186	14	12	16	-	1	2
Northumberland	128	107	133	8	24	18	101	102	134
Peel	905	1129	1156	70	128	140	-	13	11
Peterborough	183	192	205	34	35	60	136	229	91
Simcoe	664	492	726	60	72	81	59	336	268
Victoria & Haliburton	44	72	48	6	10	21	41	64	60
<b>Central West Region</b>	<b>4438</b>	<b>4519</b>	<b>4699</b>	<b>328</b>	<b>433</b>	<b>663</b>	<b>2527</b>	<b>2799</b>	<b>2997</b>
Brant	237	252	230	12	16	26	215	222	234
Dufferin	35	39	43	5	8	20	26	36	25
Haldimand	77	82	98	1	3	4	1	1	1
Halton	328	231	171	30	43	37	252	424	525
Hamilton—Wentworth	1271	1215	1168	104	167	238	1058	1074	1068
Niagara North	367	413	472	47	44	60	308	357	412
Niagara South	410	445	465	32	33	75	388	404	448
Norfolk	118	129	264	6	4	21	85	63	3
Waterloo	1382	1483	1536	79	92	130	17	11	34
Wellington	213	230	252	12	23	52	177	207	247
<b>Eastern Region</b>	<b>2354</b>	<b>2797</b>	<b>3217</b>	<b>193</b>	<b>233</b>	<b>298</b>	<b>1786</b>	<b>1837</b>	<b>2248</b>
Frontenac	308	252	308	22	43	41	276	321	276
Hastings	266	269	327	25	14	33	214	262	269
Lanark	178	157	132	4	2	10	1	-	11
Leeds & Grenville	159	166	146	6	7	10	136	158	136
Lennox & Addington	84	111	93	5	3	2	3	-	5
Ottawa—Carleton	945	1166	1466	116	140	168	1032	1052	1496
Prescott & Russell	35	59	38	2	4	3	-	2	3
Prince Edward	36	39	40	-	5	-	31	39	35
Renfrew	177	257	318	6	5	16	3	1	14
Stormont, Dundas & Glengarry	166	321	349	7	10	15	90	2	3
<b>North Eastern Region</b>	<b>1599</b>	<b>1509</b>	<b>1729</b>	<b>159</b>	<b>165</b>	<b>213</b>	<b>493</b>	<b>523</b>	<b>588</b>
Algoma	267	293	310	30	28	29	258	261	286
Cochrane	108	130	180	12	27	37	68	117	124
Manitoulin	9	2	8	1	1	5	4	1	10
Nipissing	151	120	163	30	27	44	140	111	146
Parry Sound	55	72	87	5	10	18	3	12	10
Sudbury	843	773	851	77	69	74	19	20	10
Temiskaming	166	119	130	4	3	6	1	1	2
<b>North Western Region</b>	<b>447</b>	<b>653</b>	<b>633</b>	<b>48</b>	<b>55</b>	<b>67</b>	<b>253</b>	<b>88</b>	<b>398</b>
Kenora	130	114	177	2	3	5	1	-	2
Rainy River	3	3	35	4	1	9	-	5	43
Thunder Bay	314	536	421	42	51	53	252	83	353
<b>South Western Region</b>	<b>2803</b>	<b>2977</b>	<b>3423</b>	<b>305</b>	<b>463</b>	<b>391</b>	<b>2239</b>	<b>2226</b>	<b>2437</b>
Bruce	40	48	54	4	8	18	7	41	47
Elgin	192	205	334	12	38	18	163	126	1
Essex	774	744	785	102	171	97	663	748	775
Grey	89	123	103	1	14	19	101	137	119
Huron	94	90	132	15	1	7	1	5	-
Kent	149	193	204	19	13	25	174	186	176
Lambton	268	266	349	22	6	20	215	188	271
Middlesex	875	942	1070	116	194	157	754	664	894
Oxford	174	173	173	10	16	25	154	130	151
Perth	148	193	219	4	2	5	7	1	3

NOTES: (1) Includes mortgage and other actions.  
(2) Figures not recorded separately under judgments, trial and others from April to Sept., 1974

Source: Supreme, County and Surrogate Courts (Monthly Statistical Report) submitted through the Local Registrar's Office.

TABLE I.6  
SUPREME COURT  
JUDGMENTS AND ORDERS ISSUED

Judicial District County, or District	Orders (1)			Total		
	<u>74/75</u>	<u>75/76</u>	<u>76/77</u>	<u>74/75</u>	<u>75/76</u>	<u>76/77</u>
TOTAL ONTARIO	<u>30237</u>	<u>34616</u>	<u>39292</u>	<u>67310</u>	<u>74372</u>	<u>84461</u>
York	17190	20705	23060	31167	35070	39847
REMAINDER OF ONTARIO	<u>13047</u>	<u>13911</u>	<u>16232</u>	<u>36143</u>	<u>39302</u>	<u>44614</u>
Central East Region	<u>2122</u>	<u>2383</u>	<u>2878</u>	<u>5246</u>	<u>6497</u>	<u>7259</u>
Durham	400	425	536	955	1362	1561
Muskoka	80	94	106	210	266	310
Northumberland	163	97	159	400	330	444
Peel	687	855	922	1662	2125	2229
Peterborough	174	201	294	527	657	650
Simcoe	533	587	729	1316	1487	1804
Victoria & Haliburton	85	124	132	176	270	261
Central West Region	<u>3670</u>	<u>4040</u>	<u>4433</u>	<u>10963</u>	<u>11791</u>	<u>12792</u>
Brant	212	237	238	676	727	728
Dufferin	158	175	246	224	258	334
Haldimand	31	48	59	110	134	162
Halton	362	414	455	972	1112	1188
Hamilton—Wentworth	1022	1069	1155	3455	3525	3629
Niagara North	498	472	480	1220	1286	1424
Niagara South	434	512	505	1264	1394	1493
Norfolk	75	97	132	284	293	420
Waterloo	629	802	941	2107	2388	2641
Wellington	249	214	222	651	674	773
Eastern Region	<u>2666</u>	<u>2544</u>	<u>2974</u>	<u>6999</u>	<u>7411</u>	<u>8737</u>
Frontenac	272	249	272	878	865	897
Hastings	179	172	204	684	717	833
Lanark	36	47	35	219	206	188
Leeds & Grenville	117	102	114	418	433	406
Lennox & Addington	41	56	42	133	170	142
Ottawa—Carleton	1829	1629	2004	3922	3987	5134
Prescott & Russell	66	56	46	103	121	90
Prince Edward	26	52	36	93	135	111
Renfrew	44	85	107	230	348	455
Stormont, Dundas & Glengarry	56	96	114	319	429	481
North Eastern Region	<u>1379</u>	<u>1491</u>	<u>1810</u>	<u>3630</u>	<u>3688</u>	<u>4340</u>
Algoma	400	429	496	955	1011	1121
Cochrane	84	114	171	272	388	512
Manitoulin	5	6	10	19	10	33
Nipissing	146	176	253	467	434	606
Parry Sound	65	77	97	128	171	212
Sudbury	621	621	730	1560	1483	1665
Temiskaming	58	68	53	229	191	191
North Western Region	<u>336</u>	<u>362</u>	<u>426</u>	<u>1084</u>	<u>1158</u>	<u>1524</u>
Kenora	57	40	52	190	157	236
Rainy River	54	45	28	61	54	115
Thunder Bay	225	277	346	833	547	1173
South Western Region	<u>2874</u>	<u>3091</u>	<u>3711</u>	<u>8221</u>	<u>8757</u>	<u>9962</u>
Bruce	46	59	69	97	156	188
Elgin	147	162	145	514	531	498
Essex	789	829	1008	2328	2492	2665
Grey	119	101	155	310	375	396
Huron	79	89	136	189	185	275
Kent	111	187	163	453	579	568
Lambton	231	208	319	736	668	959
Middlesex	1188	1244	1547	2933	3044	3668
Oxford	114	141	131	452	460	480
Perth	50	71	38	209	267	265

NOTES: (1) Includes praecipe and other actions.

Source: Supreme, County and Surrogate Courts (Monthly Statistical Report) submitted through the Local Registrar's Office.




TABLE I.7  
SUPREME COURT  
PROVINCIAL SUMMARY REPORT  
JURY AND NON-JURY ACTIONS

			Added			Disposed						Pending		
						Trial			Total(1)					
			74/75	75/76	76/77	74/75	75/76	76/77	74/75	75/76	76/77	Mar. 31 1975	Mar. 31 1976	Mar. 31 1977
Total Jury Actions	MV* & Other	Total Ontario	693	736	749	159	151	123	648	659	644	243(2)	320	425
		York	366	346	398	67	69	50	335	333	252	116	129	275
		Remainder of Ont.	327	390	351	92	82	73	313	326	392	127(2)	191	150
Non- Jury Actions	MV* & Other	Total Ontario	2016	2257	2572	713	798	921	1762	1922	2639	1141(3)	1473(3)	1407(4)
		York	694	840	942	215	255	354	655	692	1054	619	767	655
		Remainder of Ont.	1322	1417	1630	498	543	567	1107	1230	1585	519(3)	706(3)	752(4)
HC Divorce		Total Ontario	4476	4836	4593	3995	3762	4097	4529	4252(r)	5051	464	1048(r)	590
		York	3868	4177	3862	3482	3172	3551	3930	3604	4419	379	942	385
		Remainder of Ont.	608	659	731	513	590	546	599	648(r)	632	95	106(r)	205
Total Non- Jury Actions		Total Ontario	6492	7093	7165	4708	4560	5018	6291	6174	7690	1605(3)	2521(3)	1997(4)
		York	4562	5017	4804	3697	3427	3905	4585	4296	5473	988	1709	1040
		Remainder of Ont.	1930	2076	2361	1011	1133	1113	1706	1878	2217	614(3)	812(3)	957(4)
Total OF All Actions		Total Ontario	7185	7829	7914	4867	4711	5141	6939	6833	8334	1848(3)	2841(3)	2422(4)
		York	4928	5363	5202	3764	3496	3955	4920	4629	5725	1104	1838	1315
		Remainder of Ont.	2257	2466	2712	1103	1215	1186	2019	2204	2609	741(3)	1003(3)	1107(4)

- NOTES:
- \* Motor Vehicle Accident Actions.
  - (1) Includes cases disposed in the following manners: Trials, Settled before/during Trial, and Struck Off The List.
  - (r) Sudbury revised its "pending" figure during 1974/75.
  - (3) Does not balance due to clerical error.
  - (4) Figure revised by court office when new statistical form introduced August, 1977.

Source: Supreme, County and Surrogate Courts (Monthly Statistical Report) submitted through the Local Registrar's Office.

Supreme Court of Ontario  
High Court of Justice  
Jury Actions  
Cases Added, Disposed & Pending  
1974/75-1976/77

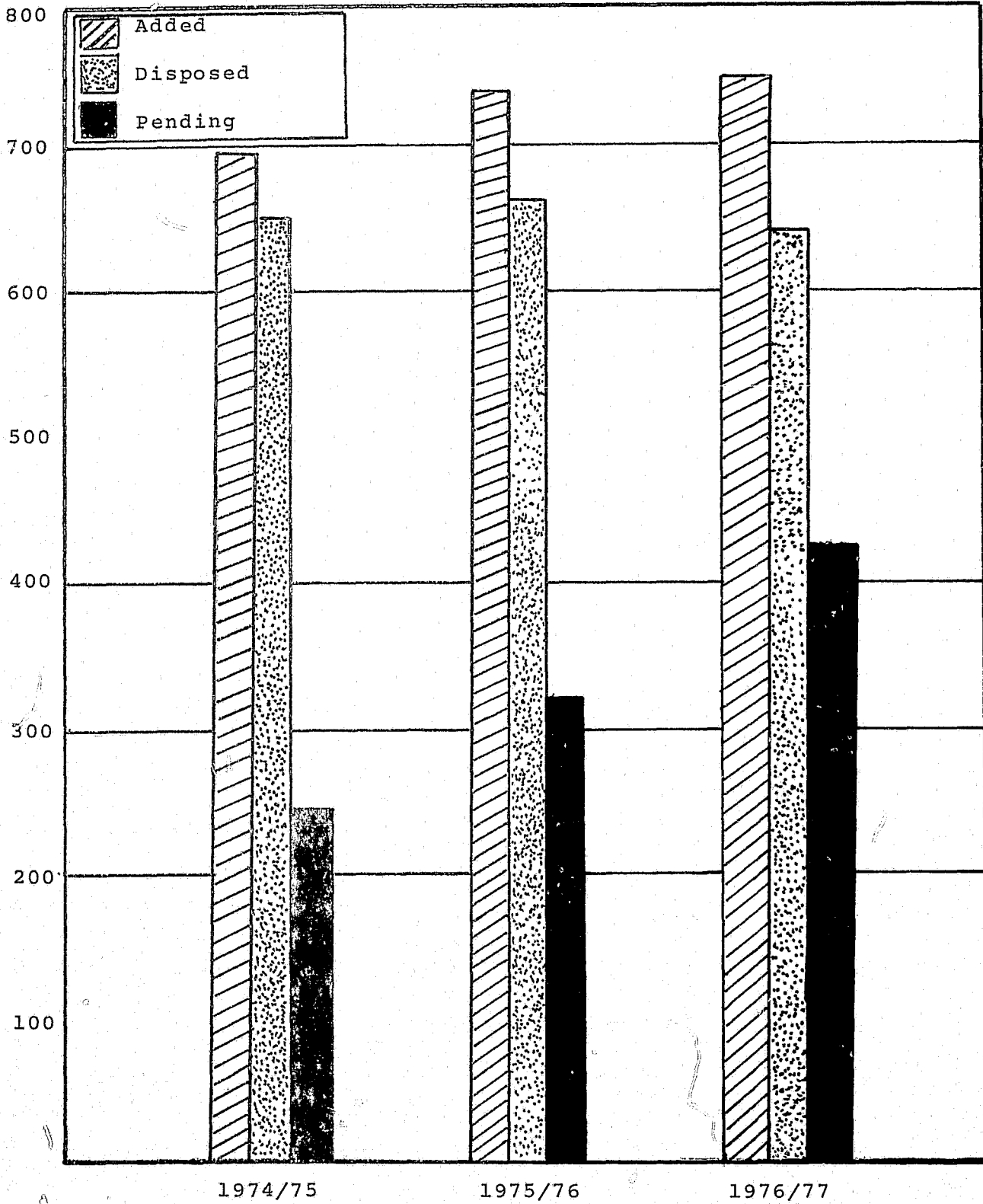


TABLE I.8  
SUPREME COURT  
JURY ACTIONS\*  
ACTIVITY SUMMARY

Judicial District County, or District	Added			Disposed						Pending		
	74/75	75/76	76/77	Trial			Total (1)			Mar. 31 1975	Mar. 31 1976	Mar. 31 1977
				74/75	75/76	76/77	74/75	75/76	76/77			
TOTAL ONTARIO	<u>693</u>	<u>736</u>	<u>749</u>	<u>159</u>	<u>151</u>	<u>123</u>	<u>648</u>	<u>659</u>	<u>644</u>	<u>243(2)</u>	<u>320</u>	<u>425</u>
York	366	346	398	67	69	50	335	333	252	116	129	275
REMAINDER OF ONTARIO	<u>327</u>	<u>390</u>	<u>351</u>	<u>92</u>	<u>82</u>	<u>73</u>	<u>313</u>	<u>326</u>	<u>392</u>	<u>127(2)</u>	<u>191</u>	<u>150</u>
Central East Region	<u>43</u>	<u>65</u>	<u>59</u>	<u>18</u>	<u>14</u>	<u>9</u>	<u>50</u>	<u>55</u>	<u>59</u>	<u>16</u>	<u>26</u>	<u>26</u>
Durham	10	15	16	5	3	1	11	9	13	2	8	11
Muskoka	1	-	2	1	-	-	2	-	2	-	-	-
Northumberland	2	1	1	-	1	-	4	1	1	-	-	-
Peel	7	14	10	2	5	-	8	17	6	5	2	6
Peterborough	2	8	4	-	2	-	3	6	4	1	3	3
Simcoe	15	15	23	9	1	7	17	13	31	7	9	1
Victoria & Haliburton	6	12	3	1	2	1	5	9	2	1	4	5
Central West Region	<u>109</u>	<u>128</u>	<u>125</u>	<u>21</u>	<u>27</u>	<u>18</u>	<u>93</u>	<u>94</u>	<u>134</u>	<u>43</u>	<u>77</u>	<u>68</u>
Brant	-	2	3	-	1	1	-	1	3	-	1	1
Dufferin	3	3	3	-	2	2	3	2	5	1	2	-
Haldimand	1	2	-	1	-	-	1	2	-	-	-	-
Halton	4	7	10	2	2	2	3	8	3	1	-	7
Hamilton-Wentworth	42	66	52	7	3	6	43	36	75	19	49	26
Niagara North	23	22	25	5	8	1	23	17	19	2	7	13
Niagara South	17	9	7	3	2	1	8	13	9	10	6	4
Norfolk	1	1	3	1	1	1	1	1	1	-	-	2
Waterloo	12	12	15	1	2	3	9	8	15	4	8	8
Wellington	6	4	7	1	6	1	2	6	4	6	4	7
Eastern Region	<u>41</u>	<u>43</u>	<u>34</u>	<u>15</u>	<u>6</u>	<u>14</u>	<u>42</u>	<u>36</u>	<u>44</u>	<u>11</u>	<u>18</u>	<u>8</u>
Frontenac	3	4	2	-	-	2	3	3	3	-	1	-
Hastings	9	9	2	4	2	-	11	8	3	2	3	2
Lanark	2	-	1	2	-	-	3	-	1	-	-	-
Leeds & Grenville	-	1	1	-	-	-	-	-	2	-	1	-
Lennox & Addington	1	2	2	-	-	-	1	1	2	-	1	1
Ottawa-Carleton	17	18	16	5	-	5	14	16	23	9	11	4
Prescott & Russell	1	4	3	-	1	2	1	4	3	-	-	-
Prince Edward	-	-	1	-	-	-	1	-	1	-	-	-
Renfrew	2	3	5	-	1	5	2	2	6	-	1	-
Stormont, Dundas & Glengarry	6	2	1	4	2	-	6	2	-	-	-	1
North Eastern Region	<u>23</u>	<u>27</u>	<u>31</u>	<u>5</u>	<u>16</u>	<u>11</u>	<u>21</u>	<u>24</u>	<u>30</u>	<u>11</u>	<u>14</u>	<u>15</u>
Algoma	1	8	8	-	4	2	-	4	7	1	5	6
Cochrane	2	6	1	-	3	1	5	4	4	1	3	-
Manitoulin	-	-	1	-	-	1	-	-	1	-	-	-
Nipissing	1	4	8	-	1	1	-	3	9	1	2	1
Parry Sound	3	2	2	1	1	1	4	2	3	2	2	1
Sudbury	14	7	10	4	7	5	10	11	6	6(2)	2	6
Temiskaming	2	-	1	-	-	-	2	-	-	-	-	1
North Western Region	<u>10</u>	<u>11</u>	<u>3</u>	<u>4</u>	<u>5</u>	<u>1</u>	<u>12</u>	<u>13</u>	<u>5</u>	<u>5</u>	<u>3</u>	<u>1</u>
Kenora	-	2	-	-	1	-	-	1	1	-	1	-
Rainy River	-	-	1	1	-	-	2	-	-	-	-	1
Thunder Bay	10	9	2	3	4	1	10	12	4	5	2	-
South Western Region	<u>101</u>	<u>116</u>	<u>99</u>	<u>29</u>	<u>14</u>	<u>20</u>	<u>95</u>	<u>104</u>	<u>120</u>	<u>41</u>	<u>53</u>	<u>32</u>
Bruce	1	-	2	-	1	-	-	1	2	1	-	-
Elgin	6	5	2	2	-	2	3	4	6	4	5	1
Essex	22	10	13	8	1	1	24	13	10	5	2	5
Grey	4	8	7	2	-	5	3	10	8	3	1	-
Huron	2	5	2	1	-	-	4	7	1	2	2	1
Kent	-	4	5	-	-	-	-	1	5	-	3	3
Lambton	10	6	9	6	2	1	12	8	8	3	1	2
Middlesex	44	66	49	9	7	9	43	46	71	17	37	15
Oxford	7	7	7	1	2	1	2	10	4	5	2	5
Perth	5	5	3	-	1	1	4	4	5	1	2	-

NOTES: \* Motor Vehicle Accident Actions and Other Actions.  
(1) Includes cases disposed in the following manners:  
Trials, Settled before/during Trial and Struck  
Off The List.  
(2) During 1974/75, Sudbury amended its "pending" figure.

Source: Supreme, County and Surrogate  
Courts (Monthly Statistical  
Report) submitted through the  
Local Registrar's Office.

Supreme Court of Ontario  
High Court of Justice  
Non Jury Actions (Excluding Divorce)  
Cases Added, Disposed & Pending  
1974/75-1976/77

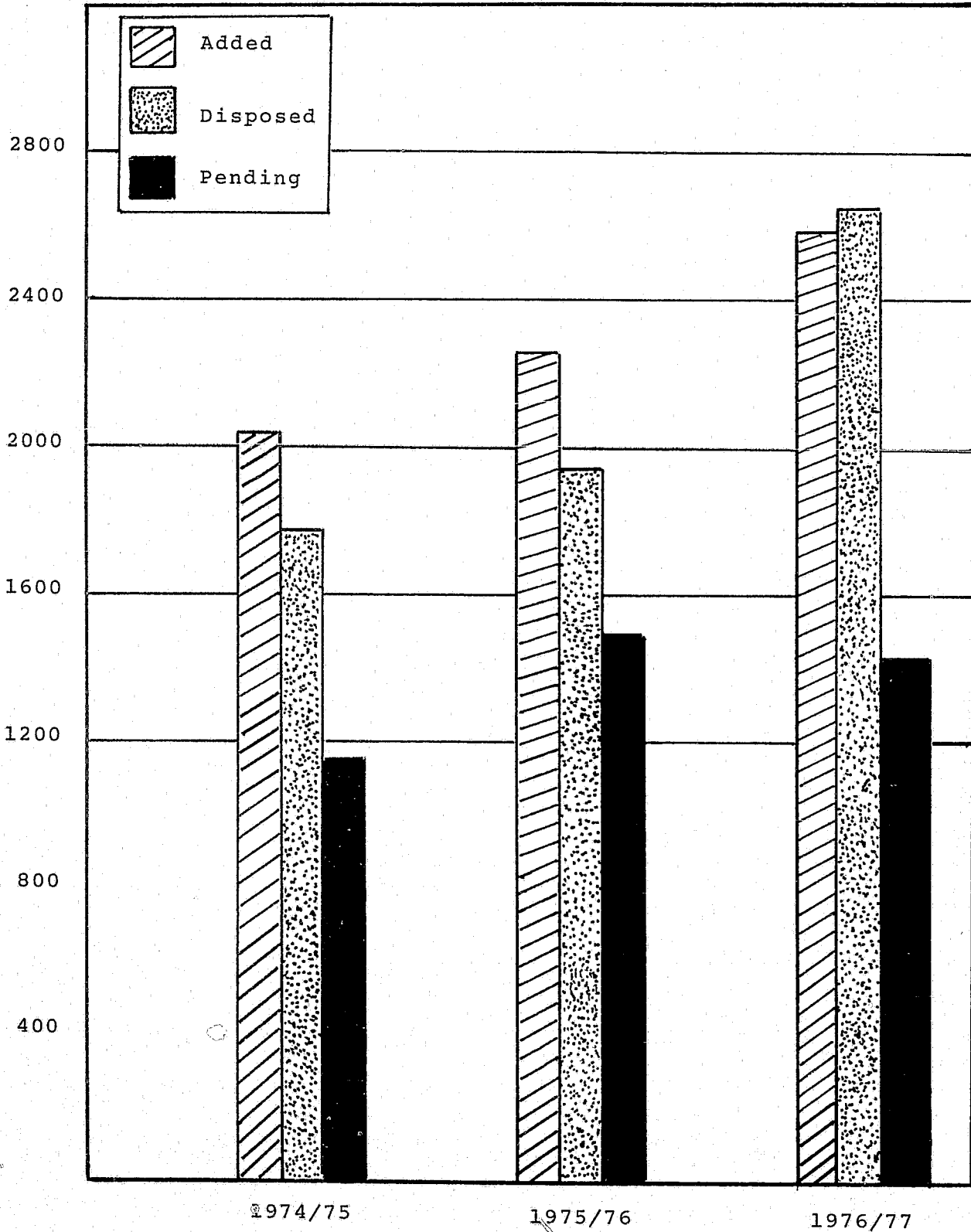




TABLE I.9  
SUPREME COURT  
NON-JURY ACTIONS\*  
ACTIVITY SUMMARY

Judicial District County, or District	Added			Disposed						Pending		
	74/75	75/76	76/77	Trial			Total (1)			Mar. 31 1975	Mar. 31 1976	Mar. 31 1977
				74/75	75/76	76/77	74/75	75/76	76/77			
TOTAL ONTARIO	2016	2257	2572	713	798	921	1762	1922	2639	1141 (2)	1473 (2)	1407 (3)
York	694	840	942	215	255	354	655	692	1054	619	767	655
REMAINDER OF ONTARIO	1322	1417	1630	498	543	567	1107	1230	1585	519 (2)	706 (2)	752 (3)
Central East Region	138	195	321	53	88	117	104	188	289	65 (2)	72	105 (3)
Durham	32	47	60	10	21	16	23	56	49	17	8	19
Muskoka	-	8	6	2	2	3	2	3	8	(2)	5	3
Northumberland	9	12	10	3	7	6	8	8	12	1	5	3
Peel	36	34	62	21	26	19	33	40	32	13	7	37
Peterborough	18	12	35	8	9	14	12	12	27	11	11	19
Simcoe	36	74	135	8	19	59	17	58	158	20	36	13
Victoria & Haliburton	7	8	13	1	4	-	9	11	3	3	-	11 (3)
Central West Region	394	414	450	178	147	147	390	331	443	103	186	193
Brant	17	28	25	15	12	11	22	21	22	5	12	15
Dufferin	6	2	12	-	1	3	6	1	7	1	2	7
Haldimand	3	4	7	3	3	2	3	4	5	-	-	2
Halton	35	37	59	27	21	20	31	32	60	11	16	15
Hamilton-Wentworth	177	176	146	62	39	38	169	130	148	29	75	73
Niagara North	35	23	47	22	14	17	41	28	34	9	4	17
Niagara South	33	23	29	6	13	9	21	26	29	17	14	14
Norfolk	5	13	18	1	4	2	6	10	13	1	4	9
Waterloo	64	87	88	35	34	40	74	65	99	22	44	33
Wellington	19	21	19	7	6	5	17	14	26	8	15	8
Eastern Region	286	307	252	95	108	88	204	240	290	128	194 (2)	156
Frontenac	28	31	20	9	8	9	24	25	27	8	14	7
Hastings	19	35	26	2	7	10	11	22	43	10	23	6
Lanark	3	4	5	3	4	-	3	4	4	2	2	3
Leeds & Grenville	7	10	6	3	4	-	7	10	5	1	1	2
Lennox & Addington	2	3	2	-	-	-	1	2	3	1	1 (2)	-
Ottawa-Carleton	204	201	165	70	76	65	129	156	190	105	150	125
Prescott & Russell	6	7	5	3	2	-	10	7	2	-	-	3
Prince Edward	1	1	-	1	1	-	1	1	-	-	-	-
Renfrew	8	7	12	2	-	1	10	5	9	-	2	5
Stormont, Dundas & Glengarry	8	8	11	2	6	3	8	8	7	1	1	5
North Eastern Region	209	168	159	77	102	67	157	174	181	95	89 (r)	67
Algoma	35	37	38	18	31	12	26	42	28	22	17	27
Cochrane	33	21	20	8	9	14	18	19	33	25	27	14
Manitowlin	-	-	-	-	-	-	-	-	-	-	-	-
Nipissing	23	20	13	5	5	7	16	16	18	8	12	7
Parry Sound	11	6	13	1	4	4	7	10	11	9	5	7
Sudbury	98	77	70	39	46	28	81	79	86	29 (2)	27 (r)	11
Temiskaming	9	7	5	6	7	2	9	8	5	2	1	1
North Western Region	54	44	69	15	6	34	48	39	80	24	29	18
Kenora	4	2	4	1	-	1	4	2	2	1	1	3
Rainy River	3	2	3	2	3	-	5	3	1	1	-	2
Thunder Bay	47	40	62	12	3	33	39	34	77	22	28	13
South Western Region	241	289	379	80	92	114	204	258	302	105	136	213
Bruce	2	4	7	-	-	1	-	6	4	2	-	3
Elgin	11	16	18	3	10	9	7	15	22	9	10	6
Essex	65	57	84	29	26	40	53	50	69	31	38	53
Grey	8	9	18	2	-	7	6	13	13	6	2	7
Huron	7	12	8	-	1	1	8	12	5	3	3	6
Kent	16	15	19	2	4	4	11	17	19	10	8	8
Lambton	32	36	43	17	11	20	25	33	51	25	18	10
Middlesex	90	122	156	26	32	24	87	101	98	23	44	102
Oxford	5	8	15	-	7	1	3	10	5	5	3	13
Perth	5	10	11	1	1	7	4	1	16	1	10	5

- NOTES:
- \* Includes Motor Vehicle Accident Actions & Other Actions except H.C.Divorce.
  - (1) Includes cases disposed in the following manners: Trials, Settled before/during Trial, and Struck Off The List.
  - (2) Does not balance due to clerical error.
  - (3) Figure revised by court office when new statistical form introduced August, 1976.

Source: Supreme, County and Surrogate Courts (Monthly Statistical Report) submitted through the Local Registrar's Office.

Supreme Court of Ontario  
High Court of Justice  
Divorce Actions  
Cases Added, Disposed & Pending  
1974/75-1976/77

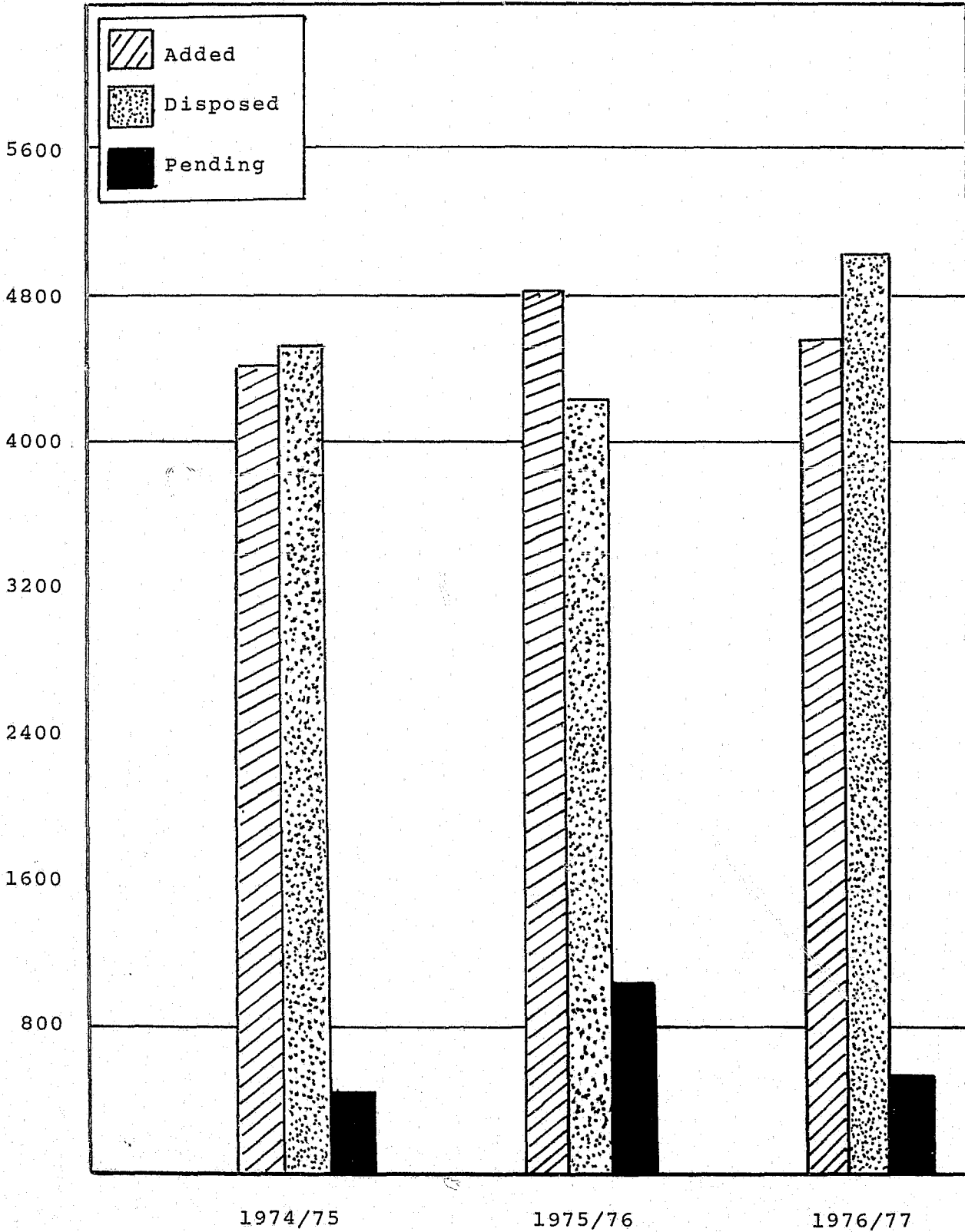



TABLE I.10  
SUPREME COURT  
HIGH COURT DIVORCE ACTIONS  
ACTIVITY SUMMARY

Judicial District County, or District	D i s p o s e d									P e n d i n g		
	A d d e d			T r i a l			T o t a l			Mar. 31	Mar. 31	Mar. 31
	74/75	75/76	76/77	74/75	75/76	76/77	74/75	75/76	76/77	1975	1976	1977
TOTAL ONTARIO	<u>4476</u>	<u>4836</u>	<u>4593</u>	<u>3995</u>	<u>3762</u>	<u>4097</u>	<u>4529</u>	<u>4252(r)</u>	<u>5051</u>	<u>464</u>	<u>1048(x)</u>	<u>590</u>
York	3868	4177	3862	3482	3172	3551	3930	3604	4419	369	942	385
REMAINDER OF ONTARIO	<u>608</u>	<u>659</u>	<u>731</u>	<u>513</u>	<u>590</u>	<u>546</u>	<u>599</u>	<u>648(r)</u>	<u>632</u>	<u>95</u>	<u>106(x)</u>	<u>205</u>
Central East Region	<u>305</u>	<u>344</u>	<u>319</u>	<u>245</u>	<u>323</u>	<u>240</u>	<u>293</u>	<u>349</u>	<u>285</u>	<u>34</u>	<u>29</u>	<u>63</u>
Durham	23	29	19	13	27	16	25	27	17	4	6	8
Muskoka	-	1	2	1	-	2	1	-	2	-	1	1
Northumberland	4	3	4	4	3	2	4	3	3	-	-	1
Peel	116	125	114	81	125	84	108	136	96	21	10	28
Peterborough	10	9	8	7	8	5	7	11	7	4	2	3
Simcoe	150	174	169	137	157	129	146	169	158	5	10	21
Victoria & Haliburton	2	3	3	2	3	2	2	3	2	-	-	1
Central West Region	<u>83</u>	<u>92</u>	<u>83</u>	<u>74</u>	<u>81</u>	<u>72</u>	<u>92</u>	<u>86</u>	<u>86</u>	<u>10</u>	<u>16</u>	<u>13</u>
Brant	1	2	-	1	2	-	2	2	-	-	-	-
Dufferin	1	-	-	-	1	-	-	1	-	1	-	-
Haldimand	1	-	-	1	-	-	1	-	-	-	-	-
Halter	33	33	29	18	23	31	32	26	40	5	12	1
Hamilton-Wentworth	24	24	26	30	27	20	30	27	21	3	-	5
Niagara North	12	21	15	10	19	11	12	20	14	-	1	2
Niagara South	1	4	4	1	4	4	1	4	4	-	-	-
Norfolk	-	-	-	-	-	-	-	-	-	-	-	-
Waterloo	9	3	8	11	1	6	12	1	7	1	3	4
Wellington	1	5	1	2	4	-	2	5	-	-	-	1
Eastern Region	<u>58</u>	<u>89</u>	<u>154</u>	<u>44</u>	<u>78</u>	<u>114</u>	<u>52</u>	<u>85</u>	<u>127</u>	<u>20</u>	<u>24</u>	<u>51</u>
Frontenac	10	7	7	9	4	4	11	5	9	-	2	-
Hastings	-	1	3	-	1	2	-	1	2	-	-	1
Lanark	-	3	-	1	2	1	1	2	1	-	1	-
Leeds & Grenville	2	2	1	2	1	2	2	1	2	-	1	-
Lennox & Addington	-	-	-	-	-	-	-	-	-	-	-	-
Ottawa-Carleton	44	70	141	30	70	105	35	70	111	20	20	50
Prescott & Russell	-	1	2	-	-	-	-	1	2	-	-	-
Prince Edward	-	-	-	-	-	-	-	-	-	-	-	-
Renfrew	-	-	-	-	-	-	1	-	-	-	-	-
Stormont, Dundas & Glengarry	2	5	-	2	-	-	2	5	-	-	-	-
North Eastern Region	<u>23</u>	<u>12</u>	<u>7</u>	<u>19</u>	<u>7</u>	<u>12</u>	<u>21</u>	<u>9</u>	<u>12</u>	<u>4</u>	<u>7</u>	<u>2</u>
Algoma	2	1	1	3	1	1	4	1	1	-	-	-
Cochrane	4	8	5	2	3	9	3	4	9	1	5	1
Manitoulin	-	-	-	-	-	-	-	-	-	-	-	-
Nipissing	1	-	-	1	-	-	1	-	-	-	-	-
Parry Sound	3	2	-	3	-	2	3	-	2	-	2	-
Sudbury	13	1	-	10	3	-	10	4	-	3	-	-
Temiskaming	-	-	1	-	-	-	-	-	-	-	-	1
North Western Region	-	-	<u>1</u>	-	-	-	-	-	<u>1</u>	-	-	-
Kenora	-	-	-	-	-	-	-	-	-	-	-	-
Rainy River	-	-	-	-	-	-	-	-	-	-	-	-
Thunder Bay	-	-	1	-	-	-	-	-	1	-	-	-
South Western Region	<u>139</u>	<u>122</u>	<u>167</u>	<u>131</u>	<u>101</u>	<u>108</u>	<u>141</u>	<u>119</u>	<u>121</u>	<u>27</u>	<u>30</u>	<u>76</u>
Bruce	1	3	14	-	3	8	1	3	8	-	-	6
Elgin	1	-	-	1	-	-	1	-	-	-	-	-
Essex	121	93	130	114	87	83	122	92	92	23	24	62
Grey	-	1	1	-	-	-	-	1	1	-	-	-
Huron	-	2	-	-	-	-	-	2(r)	-	-	(r)	-
Kent	5	5	7	4	3	8	4	4	8	1	2	1
Lambton	-	5	2	-	-	2	-	8	2	-	1	1
Middlesex	6	5	10	6	3	6	7	4	8	1	2	4
Oxford	5	4	3	6	5	1	6	5	2	2	1	2
Perth	-	-	-	-	-	-	-	-	-	-	-	-

NOTES:

Source: Supreme, County and Surrogate Courts (Monthly Statistical Report) submitted through the Local Registrar's Office.




\*  
TABLE I.11  
SUPREME COURT  
NUMBER OF HALF DAYS SPENT IN COURT  
BY THE COURT CLERK

Judicial District County, or District	Criminal			Civil*			Total		
	74/75	75/76	76/77	74/75	75/76	76/77	74/75	75/76	76/77
<b>TOTAL ONTARIO</b>	<u>1897</u>	<u>2404 (r)</u>	<u>2257</u>	<u>5052</u>	<u>4782 (r)</u>	<u>5013</u>	<u>6949</u>	<u>7186 (r)</u>	<u>7270</u>
York	591	685	869	2693	2317	2632	3284	3002	3501
<b>REMAINDER OF ONTARIO</b>	<u>1306</u>	<u>1719 (r)</u>	<u>1388</u>	<u>2359</u>	<u>2465 (r)</u>	<u>2381</u>	<u>3665</u>	<u>4184 (r)</u>	<u>3769</u>
<b>Central East Region</b>	<u>318</u>	<u>324</u>	<u>273</u>	<u>451</u>	<u>458</u>	<u>337</u>	<u>769</u>	<u>782</u>	<u>610</u>
Durham	40	28	2	76	103	57	116	131	59
Muskoka	-	21	3	23	3	20	23	24	23
Northumberland	10	25	11	11	37	21	21	62	32
Peel	149	97	66	184	117	57	333	214	123
Peterborough	22	48	74	41	33	29	63	81	103
Simcoe	93	98	77	98	148	124	191	246	201
Victoria & Haliburton	4	7	40	18	17	29	22	24	69
<b>Central West Region</b>	<u>179</u>	<u>347</u>	<u>307</u>	<u>728</u>	<u>638</u>	<u>654</u>	<u>907</u>	<u>985</u>	<u>961</u>
Brant	25	18	-	28	34	39	53	52	39
Dufferin	-	12	3	8	16	3	8	28	6
Haldimand	8	-	-	5	10	9	13	10	9
Halton	8	4	36	68	86	62	76	90	98
Hamilton-Wentworth	50	233	136	275	150	212	325	383	348
Niagara North	-	14	28	90	90	72	90	104	100
Niagara South	14	2	28	44	63	53	58	65	81
Norfolk	41	14	27	24	23	24	65	37	51
Waterloo	33	42	46	141	132	150	174	174	196
Wellington	-	8	3	45	34	30	45	42	33
<b>Eastern Region</b>	<u>144</u>	<u>261</u>	<u>226</u>	<u>405</u>	<u>514</u>	<u>530</u>	<u>549</u>	<u>775</u>	<u>756</u>
Frontenac	15	28	4	22	41	47	37	69	51
Hastings	7	21	2	17	38	35	24	59	37
Lanark	5	-	9	8	3	7	13	3	16
Leeds & Grenville	24	10	7	28	25	5	52	35	12
Lennox & Addington	-	1	-	12	6	1	12	7	1
Ottawa-Carleton	73	184	160	248	342	392	321	526	552
Prescott & Russell	3	10	-	14	21	17	17	31	17
Prince Edward	-	-	-	1	2	2	1	2	2
Renfrew	-	7	32	33	15	15	33	22	47
Stormont, Dundas & Glengarry	17	-	12	22	21	9	39	21	21
<b>North Eastern Region</b>	<u>190</u>	<u>153</u>	<u>157</u>	<u>261</u>	<u>347</u>	<u>266</u>	<u>451</u>	<u>500</u>	<u>423</u>
Algoma	47	48	38	59	85	57	106	133	95
Cochrane	25	34	23	47	48	54	72	82	77
Manitoulin	6	-	2	2	-	-	8	-	2
Nipissing	11	36	7	19	22	27	30	58	34
Parry Sound	2	-	6	14	37	22	16	37	28
Sudbury	88	10	72	103	133	103	191	143	175
Temiskaming	11	25	9	17	22	3	28	47	12
<b>North Western Region</b>	<u>113</u>	<u>212</u>	<u>114</u>	<u>85</u>	<u>53</u>	<u>75</u>	<u>198</u>	<u>265</u>	<u>189</u>
Kenora	44	94	16	8	4	3	52	98	19
Rainy River	12	-	-	11	5	-	23	5	-
Thunder Bay	57	118	98	66	44	72	123	162	170
<b>South Western Region</b>	<u>362</u>	<u>422</u>	<u>311</u>	<u>429</u>	<u>455</u>	<u>519</u>	<u>791</u>	<u>877</u>	<u>830</u>
Bruce	1	-	1	4	26	3	5	26	4
Elgin	15	11	14	14	15	25	29	26	39
Essex	103	205	147	108	72	89	211	277	236
Grey	37	7	2	31	27	18	68	34	20
Huron	23	-	1	5	10	9	28	10	10
Kent	35	16	23	13	30	22	48	46	45
Lambton	9	37 (r)	12	66	42 (r)	58	75	79 (r)	70
Middlesex	52	89	102	161	194	264	213	283	366
Oxford	67	56	9	15	26	5	82	82	14
Perth	20	1	-	12	13	26	32	14	26

NOTES: \* Includes High Court Divorce.

Source: Supreme, County and Surrogate Courts (Monthly Statistical Report) submitted through the Local Registrar's Office.



PART II

COUNTY OR DISTRICT COURT

TABLE II.1  
 COUNTY OR DISTRICT COURT  
 COUNTY COURT JUDGES' CRIMINAL COURT  
 ACTIVITY SUMMARY

Judicial District County, or District	Pending as of April 1:			Cases Added(1)		
	1974	1975	1976	1974/75	1975/76	1976/77
TOTAL ONTARIO	<u>341</u>	<u>472 (2)</u>	<u>534</u>	<u>2475</u>	<u>2757</u>	<u>2566</u>
York	57	96 (3)	98	1542	1541	1305 (4)
REMAINDER OF ONTARIO	<u>284</u>	<u>376</u>	<u>436</u>	<u>933</u>	<u>1216</u>	<u>1261</u>
Central East Region	<u>16</u>	<u>40</u>	<u>32</u>	<u>149</u>	<u>150</u>	<u>233</u>
Durham	4	17	14	69	72	99
Muskoka	-	-	-	-	-	12
Northumberland	2	4	3	8	4	9
Peel	6	14	12	57	65	84
Peterborough	1	-	-	5	-	8
Simcoe	2	3	1	7	7	18
Victoria & Haliburton	1	2	2	3	2	3
Central West Region	<u>55</u>	<u>79</u>	<u>145</u>	<u>297</u>	<u>423</u>	<u>349</u>
Brant	6	2	4	12	20	13
Dufferin	-	-	3	-	10	22
Haldimand	1	1	-	6	2	7
Halton	5	16	24	25	31	35
Hamilton-Wentworth	1	-	5	9	29	28
Niagara North	3	7	18	11	25	23
Niagara South	5	5	3	9	5	7
Norfolk	2	2	7	5	18	4
Waterloo	6	15	21	67	73	45
Wellington	26	31	60	153	210	165
Eastern Region	<u>37</u>	<u>50</u>	<u>56</u>	<u>87</u>	<u>149</u>	<u>163</u>
Frontenac	2	3	9	12	27 (x)	42
Hastings	14	10	9	6	13	10
Lanark	-	-	-	-	-	1
Leeds & Grenville	-	-	5	4	18	11
Lennox & Addington	-	-	1	2	2	5
Ottawa-Carleton	15	28	21	36	58	61
Prescott & Russell	2	3 (3)	2	4	-	1
Prince Edward	-	-	-	3	2	9
Renfrew	-	4	7	13	18	14
Stormont, Dundas & Glengarry	4	2	2	7	11	9
North Eastern Region	<u>132</u>	<u>144</u>	<u>140</u>	<u>232</u>	<u>289</u>	<u>276</u>
Algoma	19	33	60	74	133	123
Cochrane	9	7	8	30	29	29
Manitoulin (5)	#	#	#	#	#	#
Nipissing	13	14	32	60	45	58
Parry Sound	-	2	4	4	9	4
Sudbury	89	86	36	59	68	50
Temiskaming	2	2	-	5	5	12
North Western Region	<u>7</u>	<u>17</u>	<u>18</u>	<u>31</u>	<u>49</u>	<u>39</u>
Kenora	1	9 (6)	12	12 (7)	34	26
Rainy River	-	-	2	1	3	5
Thunder Bay	6	8	4	18	12	8
South Western Region	<u>37</u>	<u>46</u>	<u>45</u>	<u>137</u>	<u>157</u>	<u>201</u>
Bruce	1	-	1	3	2	24
Elgin	-	3	-	3	-	22
Essex	11	14	21	31	52	58
Grey	-	2	1	11	10	15
Huron	3	8	3	28	23	34
Kent	-	1	-	2	1	1
Lambton	3	1	3	7	13	14
Middlesex	16	15	8	43	39	21
Oxford	1	-	-	5 (x)	-	1
Perth	2	2	8	4	17	11

- NOTES: (1) Includes cases added by way of new informations, enforced bench warrants, and re-elections.  
 (2) Data does not compute because of revised figures in York, Prescott & Russell, and Kenora.  
 (3) Pending caseload revised by Office.  
 (4) Data for the period of Jan.-March/77 is not available.  
 (5) Data included with Sudbury.  
 (6) Data does not compute as data is unavailable for the period of June/74 to October/74.  
 (7) Data for the period of June/74 to October/74 is unavailable.

Source: Supreme, County and Surrogate Courts (Monthly Statistical Report)



TABLE II.1  
 COUNTY OR DISTRICT COURT  
 COUNTY COURT JUDGES' CRIMINAL COURT  
 ACTIVITY SUMMARY

Judicial District County, or District	Cases Disposed									Pending As Of Mar. 31, 1977
	Tried			Guilty Plea			Total (1)			
	1974/75	1975/76	1976/77	1974/75	1975/76	1976/77	1974/75	1975/76	1976/77	
TOTAL ONTARIO	891	1073	1202	1380	1533	1263	2404	2794	2669	..
York	366	393	420(2)	1121	1137	839(2)	1562(r)	1637(r)	1360(2)	..
REMAINDER OF ONTARIO	525	680	782	259	396	424	842(r)	1157	1309	411(3)
Central East Region	61	76	87	61	74	103	125	158	210	55
Durham	17	22	40	39	48	46	56	75	91	22
Muskoka	-	-	2	-	-	5	-	-	12	-
Northumberland	6	4	8	-	1	2	6	5	10	2
Peel	29	40	24	20	24	46	49	67	75	21
Peterborough	4	-	1	1	-	3	6	-	4	4
Simcoe	4	8	8	1	1	1	6	9	14	5
Victoria & Haliburton	1	2	4	-	-	-	2	2	4	1
Central West Region	141	116	202	111	207	167	273	357	395	99
Brant	8	8	1	6	10	12	16(r)	18	15	2
Dufferin	-	7	6	-	-	-	-	7	8	17
Haldimand	3	2	7	3	-	-	6	3	7	-
Halton	9	12	32	4	9	1	14	23	33	26
Hamilton-Wentworth	3	11	17	7	13	9	10	24	26	7
Niagara North	3	3	6	2	8	17	7	14	27	14
Niagara South	7	6	6	2	-	-	9	7	7	3
Norfolk	3	7	5	1	4	2	5	13	9	2
Waterloo	29	23	23	19	37	25	58(r)	67	55	11
Wellington	76	37	99	67	126	101	148	181	208	17
Eastern Region	59	101	138	10	28	21	73	143	178	41
Frontenac	6	16	30	5	1	2	11	21	44	7
Hastings	9	14	11	-	-	-	10	14	11	8
Lanark	-	-	-	-	-	-	-	-	-	1
Leeds & Grenville	4	8	9	-	5	5	4	13	15	1
Lennox & Addington	1	-	2	-	1	1	2	1	3	3
Ottawa-Carleton	21	45	59	-	13	12	23(r)	65	75	7
Prescott & Russell	2	-	1	-	1	-	2	1	1	2
Prince Edward	3	2	7	-	-	-	3	2	7	2
Renfrew	9	15	15	-	-	1	9	15	16	5
Stormont, Dundas & Glengarry	4	1	4	5	8	-	9	11	6	5
North Eastern Region	164	250	216	42	39	68	220	293	298	118
Algoma	44	73	79	12	30	49	60	106	136	47
Cochrane	32	28	30	-	-	-	32	28	30	7
Manitowlin (4)	#	#	#	#	#	#	#	#	#	#
Nipissing	36	26	28	21	1	12	59	27	40	50
Parry Sound	2	5	3	-	2	4	2	7	8	-
Sudbury	47	116	72	7	1	-	62	118	77	9
Temiskaming	3	2	4	2	5	3	5	7	7	5
North Western Region	15	18	20	8	28	20	23	48	46	11
Kenora	4(5)	10	13	2(5)	21	15	6(5)	31	30	8
Rainy River	1	-	4	-	1	3	1	1	7	-
Thunder Bay	10	8	3	6	7	2	16	16	9	3
South Western Region	85	119	119	27	19	45	128	158	182	87
Bruce	4	1	2	-	-	1	4	1	5	20
Elgin	-	2	2	-	1	17	-	3	19	3
Essex	24	45	56	4	-	8	28	45	67	35(3)
Grey	-	9	7	8	2	1	9	11	10	6
Huron	18	18	14	1	1	1	23(r)	28	23	14
Kent	1	1	1	-	-	-	1	2	1	-
Lambton	2	2	11	1	6	2	9(r)	11	13	4
Middlesex	31	34	18	9	7	10	44(r)	46	28	1
Oxford	3	-	1	2	-	-	6(r)	-	1	-
Perth	2	7	7	2	2	5	4	11	15	4

- NOTES: (1) Includes cases disposed by way of trial, guilty plea, issued bench warrant, and re-election.  
 (2) Data for the period of Jan.-March, 1977 is not available.  
 (3) Does not compute as Essex revised its pending figure during the July to Sep. 1976 quarter.  
 (4) Data included with Sudbury.  
 (5) Data for the period of June, 1974 to October, 1974 is unavailable.

Source: Supreme, County and Surrogate Courts (Monthly Statistical Report).

TABLE II.2  
 COUNTY OR DISTRICT COURT  
 GENERAL SESSIONS OF THE PEACE  
 ACTIVITY SUMMARY

Judicial District County, or District	Pending As Of April 1:			Cases Added(1)		
	1974	1975	1976	1974/75	1975/76	1976/77
	<b>TOTAL ONTARIO</b>	<u>1097</u>	<u>1134</u>	<u>1464</u>	<u>2528</u>	<u>3396</u>
York	726	592(2)	706	1417	1840	1461(3)
<b>REMAINDER OF ONTARIO</b>	<u>371</u>	<u>542</u>	<u>758</u>	<u>1111</u>	<u>1556</u>	<u>1538</u>
<b>Central East Region</b>	<u>75</u>	<u>75</u>	<u>137</u>	<u>188</u>	<u>311</u>	<u>309</u>
Durham	21	23	30	54	85	89
Muskoka	-	-	-	2	11	-
Northumberland	4	10	19	16	20	9
Peel	32	20	54	55	105	116
Peterborough	15	17	30	26	27	21
Simcoe	1	4	-	30	45	52
Victoria & Haliburton	2	1	4(2)	5	18	22
<b>Central West Region</b>	<u>46</u>	<u>95</u>	<u>170</u>	<u>286</u>	<u>457</u>	<u>380</u>
Brant	2	-	12	11	42	24
Dufferin	3	12	-	19	14	30
Haldimand	-	-	-	1	1	3
Halton	16	21	37	43	45	65
Hamilton-Wentworth	6	22	11	86	96(r)	99
Niagara North	-	7	8	11	25	21
Niagara South	10	19	12	44	38	42
Norfolk	7	12	4	25	12	9
Waterloo	1	2	35	30	74	30
Wellington	1	-	51	16	110	57
<b>Eastern Region</b>	<u>70</u>	<u>134</u>	<u>126</u>	<u>273</u>	<u>305</u>	<u>329</u>
Frontenac	18	14	15	23	36	34
Hastings	9	24	25	30	18	33
Lanark	2	1	-	1	2	3
Leeds & Grenville	1	2	7	5	16	8
Lennox & Addington	-	-	6	-	16	8
Ottawa-Carleton	38	84	66	188	194	212
Prescott & Russell	1(2)	3	1	8	-	1
Prince Edward	-	2	3	7	9	4
Renfrew	1	4	3	8	9	5
Stormont, Dundas & Glengarry	-	-	-	3	5	21
<b>North Eastern Region</b>	<u>79</u>	<u>81</u>	<u>95</u>	<u>129</u>	<u>159</u>	<u>177</u>
Algoma	2	5	1	19	17	20
Cochrane	-	4	11	11	21	19
Manitoulin (4)	#	#	#	#	#	#
Nipissing	14	17	21	32	34	29
Parry Sound	-	3	7	3	13	9
Sudbury	61	50	54	55	69	94
Temiskaming	2	2	1	9	5	6
<b>North Western Region</b>	<u>13</u>	<u>14</u>	<u>18</u>	<u>27</u>	<u>56</u>	<u>44</u>
Kenora	5	4(5)	12	7(6)	33	16
Rainy River	2	-	-	-	3	1
Thunder Bay	6	10	6	20	20	27
<b>South Western Region</b>	<u>88</u>	<u>143</u>	<u>212</u>	<u>208</u>	<u>268</u>	<u>299</u>
Bruce	2	1	-	8	6	8
Elgin	3	10	10	17	18	18
Essex	61	112	158	125	116	128
Grey	-	-	1	5	10	16
Huron	3	2	7	3	8	6
Kent	-	-	10	2	11	9
Lambton	1	-	3	2	16	27
Middlesex	18	18	16	39	64	62
Oxford	-	-	2	7	4	18
Perth	-	-	5	-	15	7

- NOTES: (1) Includes cases added by way of new informations, enforced bench warrants and re-elections.  
 (2) Pending caseload revised by court office.  
 (3) Data for the period of Jan./77 to Mar./77 is unavailable.  
 (4) Data included with Sudbury.  
 (5) Data does not compute as data is unavailable for the period of June, 1974 to October, 1974.  
 (6) Data is unavailable for the period of June, 1974 to October, 1974.

Source: Supreme, County and Surrogate Courts (Monthly Statistical Report).

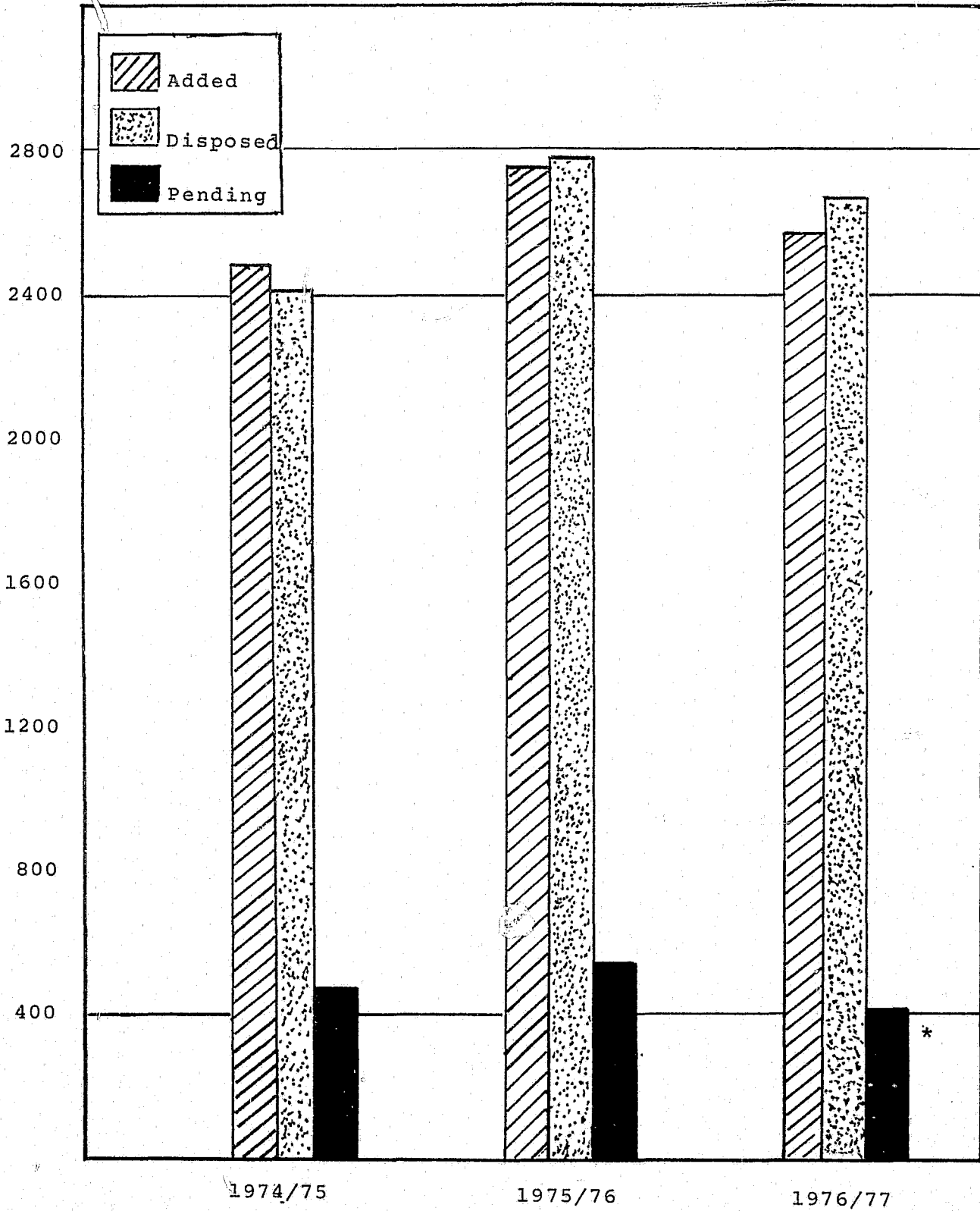
TABLE II.2  
 COUNTY OR DISTRICT COURT  
 GENERAL SESSIONS OF THE PEACE  
 ACTIVITY SUMMARY

Judicial District County, or District	Cases Disposed						Total (1)			Pending As Of Mar. 31, 1977
	Tried		Guilty Plea			1974/75	1975/76	1976/77		
	1974/75	1975/76	1974/75	1975/76	1976/77	1974/75	1975/76	1976/77		
TOTAL ONTARIO	783	976	934	77	135	143	2613	3064	3070	..
York	181	214	158(2)	-	-	-(2)	1670	1726	1647(2)	..
REMAINDER OF ONTARIO	602	762	776	77	135	143	943	1338	1423	778(3)
Central East Region	96	115	98	8	10	22	188	247	272	174
Durham	12	6	10	4	4	4	52	78	70	49
Muskoka	2	9	-	-	1	-	2	11	-	-
Northumberland	8	6	14	-	1	4	10	11	26	2
Peel	34	35	34	-	-	13	67	71	95	75
Peterborough	15	5	10	1	-	-	24	14	37	14
Simcoe	21	41	18	3	4	1	27	49	30	22
Victoria & Haliburton	4	13	12	-	-	-	6	13	14	12
Central West Region	162	221	234	35	52	47	237	382	398	152
Brant	6	23	14	2	3	3	13	30	29	7
Dufferin	10	1	21	-	4	5	10	26	26	4
Haldimand	1	1	2	-	-	-	1	1	3	-
Halton	29	27	38	-	1	1	38	29	55	47
Hamilton-Wentworth	41	70	52	29	34	26	70	107	80	30
Niagara North	1	9	6	-	-	4	4	24	24	5
Niagara South	26	30	32	-	1	-	35	45	36	18
Norfolk	18	15	9	1	2	-	20	20	10	3
Waterloo	16	13	21	1	5	2	29	41	51	14
Wellington	14	18	39	2	2	6	17	59	84	24
Eastern Region	141	188	170	13	43	39	209	313	291	163
Frontenac	12	21	23	1	-	-	27	35	39	9(4)
Hastings	14	17	17	1	-	-	15	17	17	41
Lanark	1	1	2	-	-	-	2	3	3	-
Leeds & Grenville	4	4	2	-	-	-	4	11	11	4
Lennox & Addington	-	2	4	-	2	3	-	10	10	4
Ottawa-Carleton	96	124	111	10	39	31	142	212	189	89
Prescott & Russell	6	-	1	-	2	-	6	2	1	1
Prince Edward	5	8	5	-	-	-	5	8	5	2
Renfrew	-	7	1	1	-	-	5	10	6	2
Stormont, Dundas & Glengarry	3	4	4	-	-	5	3	5	10	11
North Eastern Region	77	83	129	1	4	7	127	145	203	69
Algoma	9	7	7	-	-	3	16	21	11	10
Cochrane	6	11	28	-	2	-	7	14	28	2
Manitoulin (5)	#	#	#	#	#	#	#	#	#	#
Nipissing	6	14	16	1	-	4	29	30	38	12
Parry Sound	-	2	4	-	1	-	-	9	13	3
Sudbury	48	46	70	-	1	-	66	65	108	40
Temiskaming	8	3	4	-	-	-	9	6	5	2
North Western Region	10	18	19	6	6	5	29	52	48	14
Kenora	5(6)	-	8	6(6)	-	3	14(6)	25	24	4
Rainy River	1	-	-	-	1	-	2	3	1	-
Thunder Bay	4	8	11	-	5	2	13	24	23	10
South Western Region	116	137	126	14	20	23	153	199	211	206
Bruce	6	5	2	-	-	-	9	7	4	4
Elgin	2	9	10	5	7	3	10	18	25	3
Essex	74	70	45	-	-	5	74	70	53	139(4)
Grey	4	5	5	1	1	2	5	9	9	8
Huron	2	1	-	1	1	3	4	3	6	7
Kent	1	1	12	1	-	-	2	1	13	6
Lambton	2	6	3	1	-	-	3	13	13	17
Middlesex	23	37	36	4	6	10	39	66(x)	68	10
Oxford	2	2	5	1	-	-	7	2	11	9
Perth	-	1	8	-	5	-	-	10	9	3

- NOTES:
- (1) Includes cases disposed by way of trial, guilty plea, issued bench warrant and re-election.
  - (2) Data for the period of Jan.-Mar./77 is unavailable.
  - (3) Does not compute as Frontenac and Essex revised the data during 1976/77.
  - (4) Data revised by office.
  - (5) Data included with Sudbury.
  - (6) Data unavailable for the period of June/74 to Oct./74.

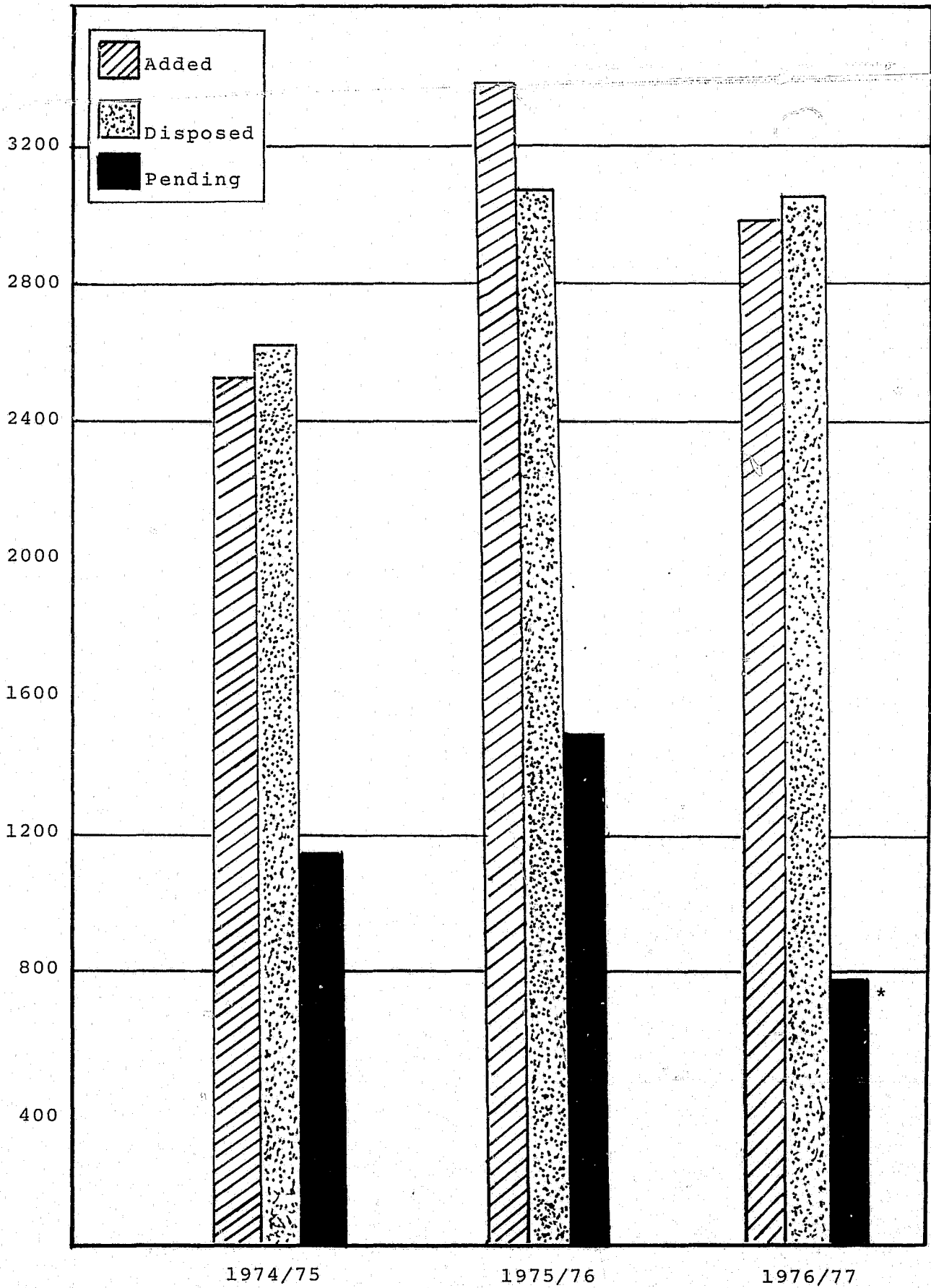
Source: Supreme, County and Surrogate Courts (Monthly Statistical Report).

County or District Court  
County Court Judges Criminal Court  
Cases Added, Disposed & Pending  
1974/75-1976/77



\* excludes York

County or District Court  
General Sessions of the Peace  
Cases Added, Disposed & Pending  
1974/75-1976/77



\* excludes York

County or District Court  
Summary Conviction Appeals  
Cases Added, Disposed & Pending  
1974/75-1976/77

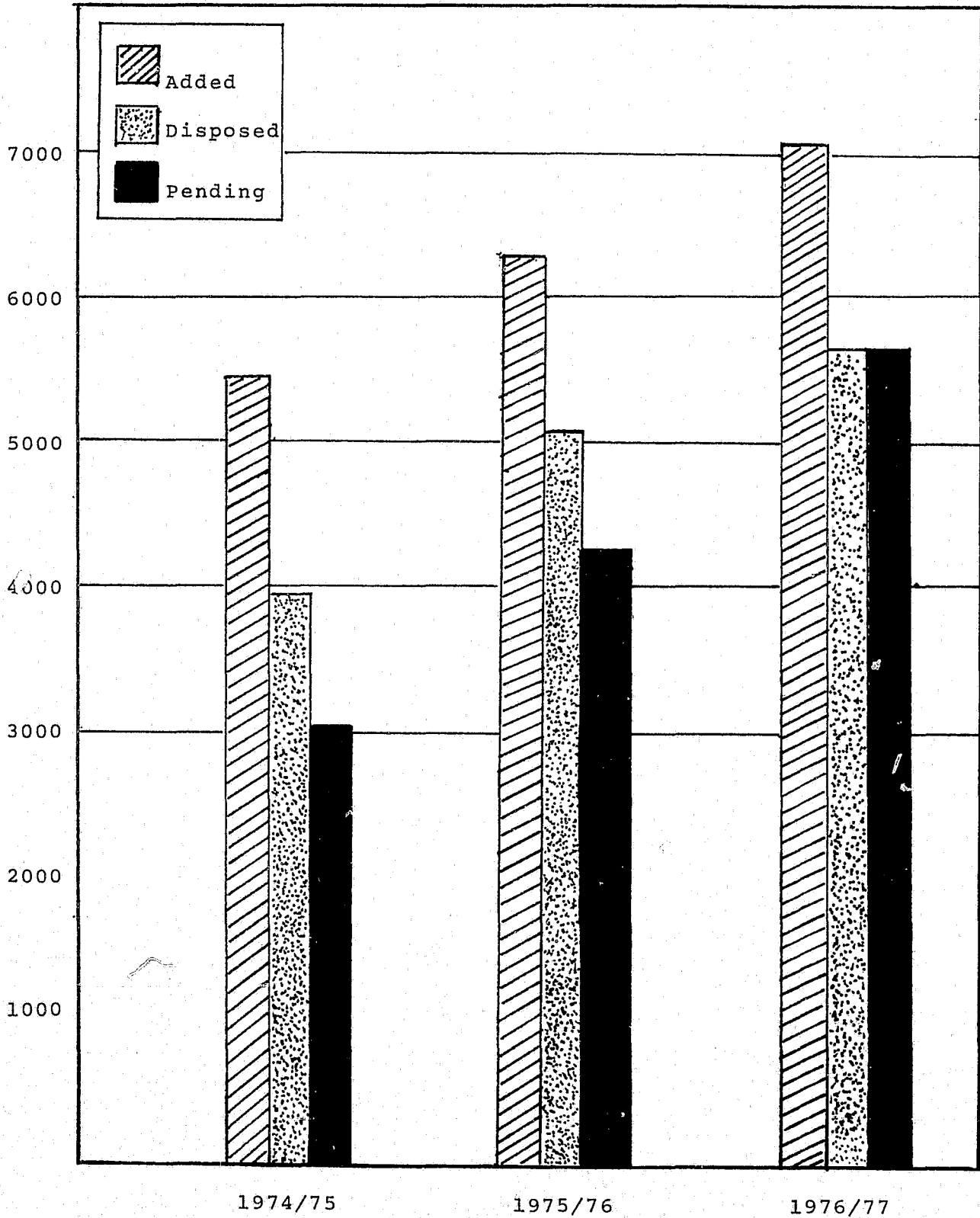


TABLE II.3  
 COUNTY OR DISTRICT COURT  
 SUMMARY CONVICTION APPEALS  
 ACTIVITY SUMMARY

Judicial District County, or District	Cases Added			Cases Disposed						Cases Pending As of Mar. 31		
	1974/75	1975/76	1976/77	Tried			Total (1)			1975	1976	1977
	1974/75	1975/76	1976/77	1974/75	1975/76	1976/77	1974/75	1975/76	1976/77	1975	1976	1977
TOTAL ONTARIO	5406	6302	7128	3282	4105	4755	3930	5091	5689	3035	4246	5689(2)
York	2918	3602	4289	1520	2106	2647	1737	2410	2934	2045	3237	4592
REMAINDER OF ONTARIO	2488	2700	2839	1762	1999	2108	2193	2681	2755	990	1009	1097(2)
Central East Region	505	632	711	356	456	535	450	603	716	198	227	227(3)
Durham	79	115	109	30	66	49	42	94	84	54	75	100
Muskoka	19	40	41	12	24	30	16	35	37	7	12	16
Northumberland	14	20	20	15	7	16	20	17	21	3	6	5
Peel	243	251	314	190	201	246	236	275	322	98	74	66
Peterborough	24	34	30	16	1	30	24	2	51	12	44	23
Simcoe	113	147	167	82	147	132	96	162	167	20	5	5
Victoria & Haliburton	13	25	30	11	10	32	16	18	34	4	11	12(3)
Central West Region	659	744	861	416	583	580	503	733	696	310	321	486
Brant	25	22	22	23	22	21	25	25	24	8	5	3
Dufferin	18	22	46	10	27	29	11	28	32	10	4	18
Haldimand	7	5	7	6	2	6	7	3	9	-	2	-
Halton	89	108	107	43	81	67	68	111	84	52	49	72
Hamilton-Wentworth	291	280	255	197	247	173	220	291	221	122	111	145
Niagara North	62	66	130	33	33	33	37	42	44	55	79	165
Niagara South	10	25	27	11	19	21	11	21	25	2	6	8
Norfolk	23	27	8	12	20	6	15	29	8	8	6	6
Waterloo	63	93	103	32	70	89	43	87	103	30	36	36
Wellington	71	96	156	49	62	135	66	96	146	23	23	33
Eastern Region	233	302	372	173	234	290	214	287	388	94	109	93
Frontenac	13	27	23	8	25	20	8	29	23	6	4	4
Hastings	28	50	81	17	37	59	26	49	77	23	24	28
Lanark	11	7	6	6	6	8	7	7	10	4	4	-
Leeds & Grenville	31	42	32	20	36	36	30	40	44	10	12	-
Lennox & Addington	19	21	20	15	16	20	19	23	20	9	7	7
Ottawa-Carleton	44	81	117	49	51	72	63	62	117	3	22	22
Prescott & Russell	6	12	4	4	5	5	6	10	6	10	12	10
Prince Edward	8	7	16	4	7	9	4	11	14	6	2	4
Renfrew	63	37	39	45	39	43	46	39	49	17	15	5
Stormont, Dundas & Glengarry	10	18	34	5	12	18	5	17	28	6	7	13
North Eastern Region	472	369	283	284	266	249	456	381	329	158	146	100
Algoma	194	133	69	112	88	84	147	149	106	81	55	18
Cochrane	19	23	45	13	13	33	17	19	40	2	6	11
Manitoulin	3	6	4	2	-	7	2	1	12	3	8	-
Nipissing	86	73	52	50	50	42	56	67	61	56	62	53
Parry Sound	9	14	17	5	12	16	7	11	19	3	6	4
Sudbury	154	112	87	191	99	64	215	118	81	8	2	8
Temiskaming	7	8	9	7	4	3	12	6	10	5	7	6
North Western Region	76	100	111	58	68	79	63	86	116	26	40	35
Kenora	28	55	31	29	27	30	29	34	53	5	26	4
Rainy River	8	3	15	3	6	6	5	8	10	6	1	6
Thunder Bay	40	42	65	26	35	43	29	44	53	15	13	25
South Western Region	543	553	501	379	392	375	507	591	510	204	166	156(4)
Bruce	14	35	28	8	24	19	10	30	26	6	11	13
Elgin	36	18	19	13	17	13	24	32	17	17	3	4(4)
Essex	98	145	151	91	84	126	122	116	171	31	60	40
Grey	77	54	45	46	58	29	53	90	42	41	5	8
Huron	23	18	15	18	10	10	19	22	12	5	1	4
Kent	11	19	32	7	10	25	9	15	32	3	7	7
Lambton	28	17	27	22	23	20	35	24	32	15	8	3
Middlesex	233	186	156	159	134	113	209	220	140	78	44	60
Oxford	10	26	20	9	9	12	17	14	27	4	16	9
Perth	13	35	8	6	23	8	9	28	11	4	11	8

- NOTES: (1) Includes cases tried and abandoned.  
 (2) Figure cannot be derived by computing because of amendments by court offices of Victoria & Haliburton & Elgin during 1976/77.  
 (3) Figures amended by Victoria & Haliburton during 1976/77.  
 (4) Figures amended by Elgin during 1976/77.

Source: Supreme, County and Surrogate Courts (Monthly Statistical Report).

9

---

f

0





TABLE II.4  
COUNTY OR DISTRICT COURT  
ACTIONS COMMENCED

Judicial District County, or District	General Writs(1)			Specially Endorsed Writs(2)			Total		
	1974/75	1975/76	1976/77	1974/75	1975/76	1976/77	1974/75	1975/76	1976/77
	TOTAL ONTARIO	29804	28584	23456	36769	40241	47691	66573	68825
York	13697	12384	10166	17384	20002	22670	31081	32386	32836
REMAINDER OF ONTARIO	16107	16200	13290	19385	20239	25021	35492	36439	38311
Central East Region	2093	2070	1679	3055	3155	4404	5148	5225	6083
Durham	486	502	405	513	720	843	999	1222	1248
Muskoka	55	43	46	91	113	144	146	156	190
Northumberland	87	81	47	187	194	279	274	275	326
Peel	637	615	477	769	731	1062	1406	1346	1539
Peterborough	257	278	213	398	412	630	655	690	843
Simcoe	496	475	418	970	840	1255	1466	1315	1673
Victoria & Haliburton	75	76	73	127	145	191	202	221	264
Central West Region	5467	5632	4443	5613	6064	7822	11080	11696	12265
Brant	246	255	245	302	266	368	548	521	613
Dufferin	71	94	70	115	110	169	186	204	239
Haldimand	50	87	61	53	78	117	103	165	178
Halton	808	769	475	627	684	889	1435	1453	1364
Hamilton-Wentworth	2069	2070	1710	1942	2304	2959	4011	4374	4669
Niagara North	598	524	468	646	673	752	1244	1197	1220
Niagara South	561	590	459	586	495	628	1147	1085	1087
Norfolk	104	131	67	131	142	234	235	273	301
Waterloo	722	882	680	947	1034	1358	1669	1916	2038
Wellington	238	230	208	264	278	348	502	508	556
Eastern Region	3108	2981	2489	3935	4004	4987	7043	6985	7476
Frontenac	266	262	236	405	447	472	671	709	708
Hastings	332	353	283	319	414	446	651	767	729
Lanark	49	47	49	106	135	178	155	182	227
Leeds & Grenville	125	104	103	224	188	280	349	292	383
Lennox & Addington	38	51	34	82	141	123	120	192	157
Ottawa-Carleton	1856	1770	1387	2264	2080	2674	4120	3850	4061
Prescott & Russell	96	112	129	110	99	176	206	211	305
Prince Edward	29	27	31	70	83	86	99	110	117
Renfrew	170	137	110	148	183	224	318	320	334
Stormont, Dundas & Glengarry	147	118	127	207	234	328	354	352	455
North Eastern Region	1104	1248	1148	1763	1724	1827	2867	2972	2975
Algoma	184	217	187	239	309	305	423	526	492
Cochrane	132	158	140	240	244	313	372	402	453
Manitoulin	2	2	3	8	13	14	10	15	17
Nipissing	176	204	183	294	306	260	470	510	443
Parry Sound	33	42	53	43	59	60	76	101	113
Sudbury	493	561	515	849	700	709	1342	1261	1224
Temiskaming	84	64	67	90	93	166	174	157	233
North Western Region	421	487	375	560	642	677	981	1129	1052
Kenora	131	139	86	114	115	130	245	254	216
Rainy River	32	31	24	52	43	62	84	74	86
Thunder Bay	258	317	265	394	484	485	652	801	750
South Western Region	3914	3782	3156	4459	4650	5304	8373	8432	8460
Bruce	71	91	81	93	140	169	164	231	250
Elgin	202	178	126	234	197	191	436	375	317
Essex	1413	1299	1043	1270	1263	1466	2683	2562	2509
Grey	158	134	119	277	277	347	435	411	466
Huron	107	113	119	110	93	149	217	206	268
Kent	196	152	145	309	306	380	505	458	525
Lambton	291	314	271	358	421	465	649	735	736
Middlesex	1267	1300	1110	1491	1575	1683	2758	2875	2793
Oxford	86	97	70	128	220	231	214	317	301
Perth	123	104	72	189	158	223	312	262	295

NOTES: (1) Includes Motor Vehicle Accident Actions and Other Actions.  
(2) Includes Mortgage and Other Actions.

Source: Supreme, County and Surrogate Courts (Monthly Statistical Report).

**TABLE II.5**  
**COUNTY OR DISTRICT COURT**  
**JUDGMENTS AND ORDERS ISSUED**

Judicial District County, or District	J u d g m e n t s								
	Trial			Default(1)			Other		
	1974/75	1975/76	1976/77	1974/75	1975/76	1976/77	1974/75	1975/76	1976/77
<b>TOTAL ONTARIO</b>	<b>3521</b>	<b>4107</b>	<b>4460</b>	<b>23804</b>	<b>25833</b>	<b>30336</b>	<b>3954</b>	<b>4337</b>	<b>4594</b>
York	1160	1466	1468	10812	12334	14031	1540	1516	1746
<b>REMAINDER OF ONTARIO</b>	<b>2361</b>	<b>2641</b>	<b>2992</b>	<b>12992</b>	<b>13499</b>	<b>16305</b>	<b>2414</b>	<b>2821</b>	<b>2848</b>
<b>Central East Region</b>	<b>307</b>	<b>253</b>	<b>283</b>	<b>2018</b>	<b>2305</b>	<b>2981</b>	<b>609</b>	<b>696</b>	<b>529</b>
Durham	97	38	54	326	448	567	55	46	66
Muskoka	7	13	9	57	72	94	1	2	3
Northumberland	16	14	15	144	131	202	12	12	12
Peel	90	94	37	455	690	776	471	531	271
Peterborough	35	44	80	322	270	451	23	24	46
Simcoe	56	41	74	632	602	800	35	75	116
Victoria & Haliburton	6	9	14	82	92	91	12	6	15
<b>Central West Region</b>	<b>552</b>	<b>727</b>	<b>675</b>	<b>3825</b>	<b>3949</b>	<b>4929</b>	<b>520</b>	<b>594</b>	<b>743</b>
Brant	25	39	40	217	203	288	61	55	82
Dufferin	27	30	36	80	61	101	7	9	24
Haldimand	7	16	12	26	55	57	6	6	-
Halton	68	74	64	424	409	394	11	39	30
Hamilton—Wentworth	173	205	194	1279	1372	1942	143	174	203
Niagara North	73	74	117	432	471	443	12	28	99
Niagara South	37	93	52	409	400	433	65	75	99
Norfolk	20	48	36	91	101	150	14	18	5
Waterloo	92	121	89	664	697	875	184	152	182
Wellington	30	27	35	203	180	246	17	38	19
<b>Eastern Region</b>	<b>430</b>	<b>424</b>	<b>661</b>	<b>2583</b>	<b>2544</b>	<b>3143</b>	<b>656</b>	<b>722</b>	<b>971</b>
Frontenac	31	43	48	316	292	361	32	60	62
Hastings	48	51	45	264	278	317	19	4	21
Lanark	5	14	11	60	42	113	20	43	11
Leeds & Grenville	12	34	25	173	137	185	13	17	22
Lennox & Addington	8	15	12	50	112	81	11	2	8
Ottawa—Carleton	245	195	430	1391	1282	1578	473	550	806
Prescott & Russell	19	29	22	72	53	109	23	21	1
Prince Edward	4	6	6	39	62	46	15	3	7
Renfrew	36	16	17	94	133	159	5	10	20
Stormont, Dundas & Glengarry	22	21	45	124	153	194	45	12	13
<b>North Eastern Region</b>	<b>286</b>	<b>287</b>	<b>365</b>	<b>1298</b>	<b>1212</b>	<b>1240</b>	<b>98</b>	<b>109</b>	<b>72</b>
Algoma	48	37	49	187	257	231	31	26	19
Cochrane	17	28	39	172	151	204	6	22	20
Manitoulin	1	-	1	3	5	5	-	-	-
Nipissing	31	23	44	199	188	189	26	38	8
Parry Sound	9	11	8	28	27	36	2	1	1
Sudbury	167	171	205	656	520	490	27	18	17
Temiskaming	13	17	19	53	64	85	6	4	7
<b>North Western Region</b>	<b>45</b>	<b>36</b>	<b>45</b>	<b>376</b>	<b>459</b>	<b>482</b>	<b>46</b>	<b>28</b>	<b>25</b>
Kenora	1	2	-	62	88	87	11	9	2
Rainy River	6	1	4	35	24	44	5	2	1
Thunder Bay	38	33	41	279	347	351	30	17	22
<b>South Western Region</b>	<b>741</b>	<b>914</b>	<b>963</b>	<b>2892</b>	<b>3030</b>	<b>3530</b>	<b>485</b>	<b>672</b>	<b>508</b>
Bruce	4	14	15	55	70	108	19	4	6
Elgin	40	29	64	172	153	132	35	8	7
Essex	272	250	212	866	807	939	108	219	175
Grey	19	1	-	121	110	202	23	119	33
Huron	3	5	15	60	75	87	9	3	10
Kent	16	37	27	212	206	289	12	24	29
Lambton	71	189	86	205	186	332	7	92	15
Middlesex	279	355	496	978	1112	1134	230	183	205
Oxford	18	13	24	117	167	145	16	19	26
Perth	19	21	21	106	144	162	26	1	2

NOTES: (1) Includes Mortgage and Other Actions.

Source: Supreme, County and Surrogate Courts (Monthly Statistical Report).

TABLE II.5  
COUNTY OR DISTRICT COURT  
JUDGMENTS AND ORDERS ISSUED

Judicial District County, or District	Orders (1)			Total (2)		
	1974/75	1975/76	1976/77	1974/75	1975/76	1976/77
	TOTAL ONTARIO	33103	36612	40794	64382	70889
York	15322	17308	20381	28834	32624	37626
REMAINDER OF ONTARIO	17781	19304	20413	35548	38265	42558
Central East Region	2747	3408	3641	5681	6662	7434
Durham	385	540	752	863	1072	1439
Muskoka	101	153	129	166	240	235
Northumberland	138	180	162	310	337	391
Peel	1214	1557	1426	2230	2872	2510
Peterborough	217	267	315	597	605	892
Simcoe	579	595	710	1302	1313	1700
Victoria & Haliburton	113	116	147	213	223	267
Central West Region	5311	5601	5919	10208	10871	12266
Brant	338	386	378	641	683	788
Dufferin	149	107	330	263	207	491
Haldimand	81	71	69	120	148	138
Halton	721	759	598	1224	1281	1086
Hamilton-Wentworth	1509	1633	1819	3104	3384	4158
Niagara North	522	529	594	1039	1102	1253
Niagara South	612	580	659	1123	1148	1243
Norfolk	206	250	199	331	417	390
Waterloo	859	908	917	1799	1878	2063
Wellington	314	378	356	564	623	656
Eastern Region	2682	2986	2805	6351	6676	7580
Frontenac	255	317	302	634	712	773
Hastings	258	303	362	589	636	745
Lanark	57	101	68	142	200	203
Leeds & Grenville	163	258	228	361	446	460
Lennox & Addington	71	90	117	140	219	218
Ottawa-Carleton	1472	1450	1260	3581	3477	4074
Prescott & Russell	82	78	62	196	181	194
Prince Edward	48	37	42	106	108	101
Renfrew	123	174	206	258	333	402
Stormont, Dundas & Glengarry	153	178	158	344	364	410
North Eastern Region	2031	2143	2329	3713	3751	4006
Algoma	584	612	565	850	932	864
Cochrane	133	140	212	328	341	475
Manitoulin	22	20	24	26	25	30
Nipissing	253	361	353	509	550	594
Parry Sound	95	142	108	134	181	153
Sudbury	832	804	952	1682	1513	1664
Temiskaming	112	124	115	184	209	226
North Western Region	608	619	646	1075	1142	1198
Kenora	125	160	136	199	259	225
Rainy River	51	67	50	97	94	99
Thunder Bay	432	392	460	779	789	874
South Western Region	4402	4547	5073	8520	9163	10074
Bruce	65	76	74	143	164	203
Elgin	281	279	268	528	469	471
Essex	1373	1406	1642	2619	2676	2968
Grey	205	160	211	368	390	446
Huron	117	123	106	189	206	218
Kent	193	152	209	433	419	554
Lambton	315	310	416	598	777	852
Middlesex	1556	1750	1864	3043	3400	3699
Oxford	194	168	184	345	367	379
Perth	103	129	99	254	295	284

NOTES: (1) Includes Praecipe and Other Actions.  
(2) Includes Judgments and Orders.

Source: Supreme, County and Surrogate  
Courts (Monthly Statistical  
Report).




TABLE II.6  
 COUNTY OR DISTRICT COURT  
 PROVINCIAL SUMMARY  
 JURY AND NON-JURY ACTIONS

Judicial District  
 County, or District

		Cases Added To The List			Disposed						Pending			
					Trials			Total(1)			As Of March 31			
		1974/75	1975/76	1976/77	1974/75	1975/76	1976/77	1974/75	1975/76	1976/77	1975	1976	1977	
<u>Total Jury</u>	<u>Total Ontario</u>	<u>1031</u>	<u>1154</u>	<u>1095</u>	<u>225(r)</u>	<u>262</u>	<u>291</u>	<u>968</u>	<u>1012</u>	<u>1065</u>	<u>358</u>	<u>500</u>	<u>530</u>	
	York	627	768	639	119(r)	161	157	629	624	594	141	285	330	
	Remainder of Ont.	404	386	456	106	101	134	339	388	471	217	215	200	
<u>Non-Jury</u>	<u>M.C.A.</u>	<u>Total Ontario</u>	<u>14586</u>	<u>14954</u>	<u>17406</u>	<u>13347</u>	<u>13604</u>	<u>16444</u>	<u>14305</u>	<u>14361</u>	<u>17406</u>	<u>1567</u>	<u>2128(2)</u>	<u>2128</u>
<u>Actions</u>	(Divorce)	York	2919	3015	4080	2692	2616	3900	2911	2793	4256	239	461	285
		Remainder of Ont.	11667	11939	13326	10655	10988	12544	11394	11568	13150	1328	1667(2)	1843
	<u>M.L.A.</u>	<u>Total Ontario</u>	<u>..</u>	<u>..</u>	<u>..</u>	<u>..</u>	<u>..</u>	<u>..</u>	<u>..</u>	<u>..</u>	<u>..</u>	<u>..</u>	<u>..</u>	<u>..</u>
		York	..	..	..	..	..	..	..	..	..	..	..	..
		Remainder of Ont.(3)	603	598	738	294	363	363	494	669(r)	662	299	228	304
	<u>Other</u>	<u>Total Ontario</u>	<u>6192</u>	<u>7124</u>	<u>8111</u>	<u>2801</u>	<u>3542</u>	<u>4009</u>	<u>5369</u>	<u>6450</u>	<u>7812</u>	<u>2685</u>	<u>3359</u>	<u>3658</u>
	<u>Actions</u>	York	2356	2827	3281	997	1312	1265	2231	2556	2634	668	939	1506
		Remainder of Ont.	3836	4297	4830	1804	2230	2744	3138	3894	5178	2017	2420	2072
<u>Total</u>	<u>Non-Jury</u>	<u>Total Ontario</u>	<u>21381</u>	<u>22676</u>	<u>26255</u>	<u>16442</u>	<u>17509</u>	<u>20816</u>	<u>20168</u>	<u>21480</u>	<u>25880</u>	<u>4551</u>	<u>5715(2)</u>	<u>6090</u>
	<u>Actions</u>	York	5275	5842	7361	3689	3928	5165	5142	5349	6890	907	1400	1871
		Remainder of Ont.	16106	16834	18894	12753	13581	15651	15026	16131	18990	3644	4315(2)	4219
<u>Total Of</u>	<u>All Actions</u>	<u>Total Ontario</u>	<u>22412</u>	<u>23830</u>	<u>27350</u>	<u>16667</u>	<u>17771</u>	<u>21107</u>	<u>21136</u>	<u>22492</u>	<u>26945</u>	<u>4909</u>	<u>6215(2)</u>	<u>6620</u>
		York	5902	6610	8000	3808	4089	5322	5771	5973	7484	1048	1685	2201
		Remainder of Ont.	16510	17220	19350	12859	13682	15785	15365	16519	19461	3861	4530(2)	4419

- NOTES: (1) Includes cases disposed during the following manners:  
 Trials, Settled before/during Trial, and Struck Off The List.  
 (2) The court offices of Victoria & Haliburton and Parry Sound  
 had revised their figures during 1975/76.  
 (3) Data for Ottawa-Carleton not available.

Source: Supreme, County and Surrogate  
 Courts (Monthly Statistical  
 Report).

County or District Court  
Jury Actions  
Cases Added, Disposed & Pending  
1974/75-1976/77

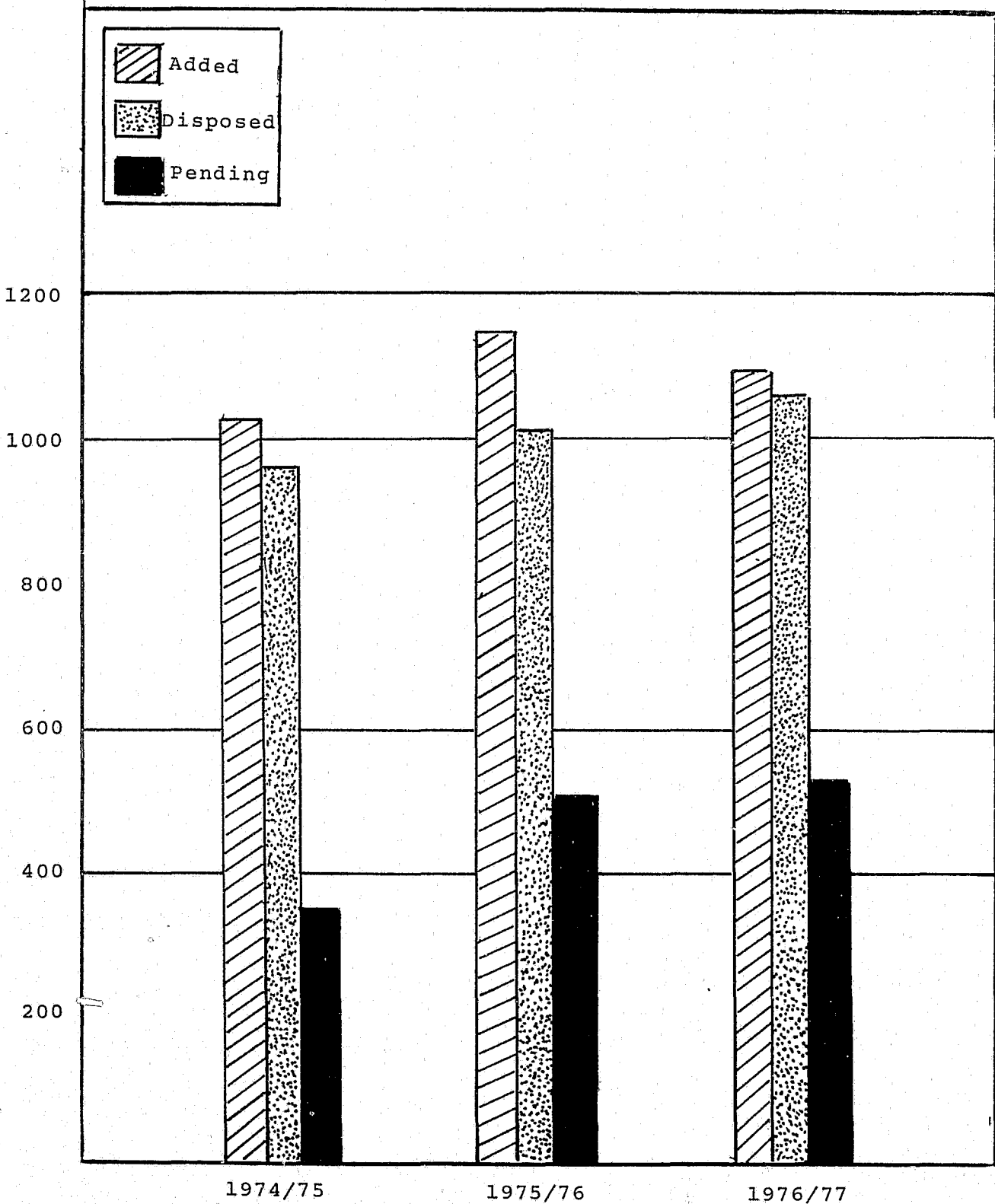


TABLE II.7  
COUNTY OR DISTRICT COURT  
JURY ACTIONS (1)  
ACTIVITY SUMMARY

Judicial District County, or District	Cases Added To The List			Disposed						Pending		
	1974/75	1975/76	1976/77	Trials			Total (2)			As Of March 31		
				1974/75	1975/76	1976/77	1974/75	1975/76	1976/77	1975	1976	1977
TOTAL ONTARIO	1031	1154	1095	225(r)	262	291	968	1012	1065	358	500	530
York	627	768	639	119	161	157	629	624	594	141	285	330
REMAINDER OF ONTARIO	404	386	456	106	101	134	339	388	471	217	215	200
Central East Region	78	37	71	32	15	21	57	42	95	58	53	29
Durham	13	15	15	1	2	4	9	13	16	9	11	10
Muskoka	1	2	3	-	2	-	-	3	2	1	-	1
Northumberland	-	3	-	-	2	-	2	6	1	4	1	-
Peel	17	9	22	7	3	-	15	11	13	5	3	12
Peterborough	6	4	7	-	1	6	2	4	17	12	12	2
Simcoe	40	4	22	24	5	17	29	5	44	25	24	2
Victoria & Haliburton	1	-	2	-	-	2	-	-	2	2	2	2
Central West Region	113	131	148	28	31	31	104	113	145	47	65	68
Brant	3	-	8	-	1	3	4	2	4	2	-	4
Dufferin	6	-	5	2	-	1	6	-	4	-	-	1
Haldimand	2	-	-	2	-	-	3	-	-	-	-	-
Halton	17	12	22	7	7	10	12	12	22	8	8	8
Hamilton-Wentworth	31	54	35	8	9	7	25	48	33	11	17	19
Niagara North	21	31	30	5	2	5	28	14	38	4	21	13
Niagara South	6	14	20	-	4	1	3	13	18	5	6	8
Norfolk	2	7	4	-	1	3	1	3	8	2	6	2
Waterloo	19	11	22	3	6	1	15	18	15	13	6	13
Wellington	6	2	2	1	1	-	7	3	3	2	1	-
Eastern Region	59	54	64	14	15	25	45	58	67	41	37	34
Frontenac	3	3	1	-	4	-	1	4	2	3	2	1
Hastings	17	17	13	2	1	-	11	16	12	16	17	18
Lanark	11	3	3	3	-	2	12	3	3	-	-	-
Leeds & Grenville	-	1	-	-	-	-	-	1	-	-	-	-
Lennox & Addington	6	-	8	2	-	2	4	3	8	3	-	-
Ottawa-Carleton	21	28	23	3	9	14	11	29	34	18	17	6
Prescott & Russell	-	1	-	-	-	1	-	-	1	-	1	-
Prince Edward	1	-	-	1	1	-	2	1	-	1	-	-
Renfrew	-	1	14	1	-	5	2	1	6	-	-	8
Stormont, Dundas & Glengarry	-	-	2	2	-	1	2	-	1	-	-	1
North Eastern Region	13	14	34	3	7	12	8	11	24	6	9	19
Algoma	1	5	3	1	2	3	2	2	6	-	3	-
Cochrane	2	2	-	-	-	-	1	2	1	1	1	-
Manitoulin	2	-	5	1	1	2	1	1	5	1	-	-
Nipissing	1	1	5	-	1	-	-	1	3	1	1	3
Parry Sound	2	-	1	1	-	-	2	-	1	-	-	-
Sudbury	5	4	18	-	3	6	2	3	6	3	4	16
Temiskaming	-	2	2	-	-	1	-	2	2	-	-	-
North Western Region	6	5	2	4	3	-	12	6	1	1	-	1
Kenora	-	1	-	-	-	-	-	1	-	-	-	-
Rainy River	3	3	-	4	2	-	5	3	-	-	-	-
Thunder Bay	3	1	2	-	1	-	7	2	1	1	-	1
South Western Region	135	145	137	25	30	37	113	158	139	64	51	49
Bruce	1	3	4	1	-	2	1	3	4	-	-	-
Elgin	5	6	6	-	1	-	7	4	5	1	3	4
Essex	21	17	21	7	4	4	14	24	26	17	10	5
Grey	9	12	25	1	5	8	2	19	16	9	2	11
Huron	8	1	-	1	-	-	4	4	-	4	1	1
Kent	2	4	1	-	-	-	1	3	2	1	2	1
Lambton	6	15	7	3	2	3	5	12	8	3	6	5
Middlesex	68	76	61	8	13	13	69	77	63	23	22	20
Oxford	8	10	12	3	4	7	7	7	14	1	4	2
Perth	7	1	-	1	1	-	3	5	1	5	1	-

NOTES: (1) Includes Motor Vehicle Accident Actions and Other Actions.  
(2) Includes cases disposed in the following manners:  
Trials, Settled before/during Trial, and Struck Off The List.

Source: Supreme, County and Sprorogate  
Courts (Monthly Statistical  
Report).

County or District Court  
 Non Jury Actions (Excluding Divorce)  
 Cases Added, Disposed & Pending  
 1974/75-1976/77

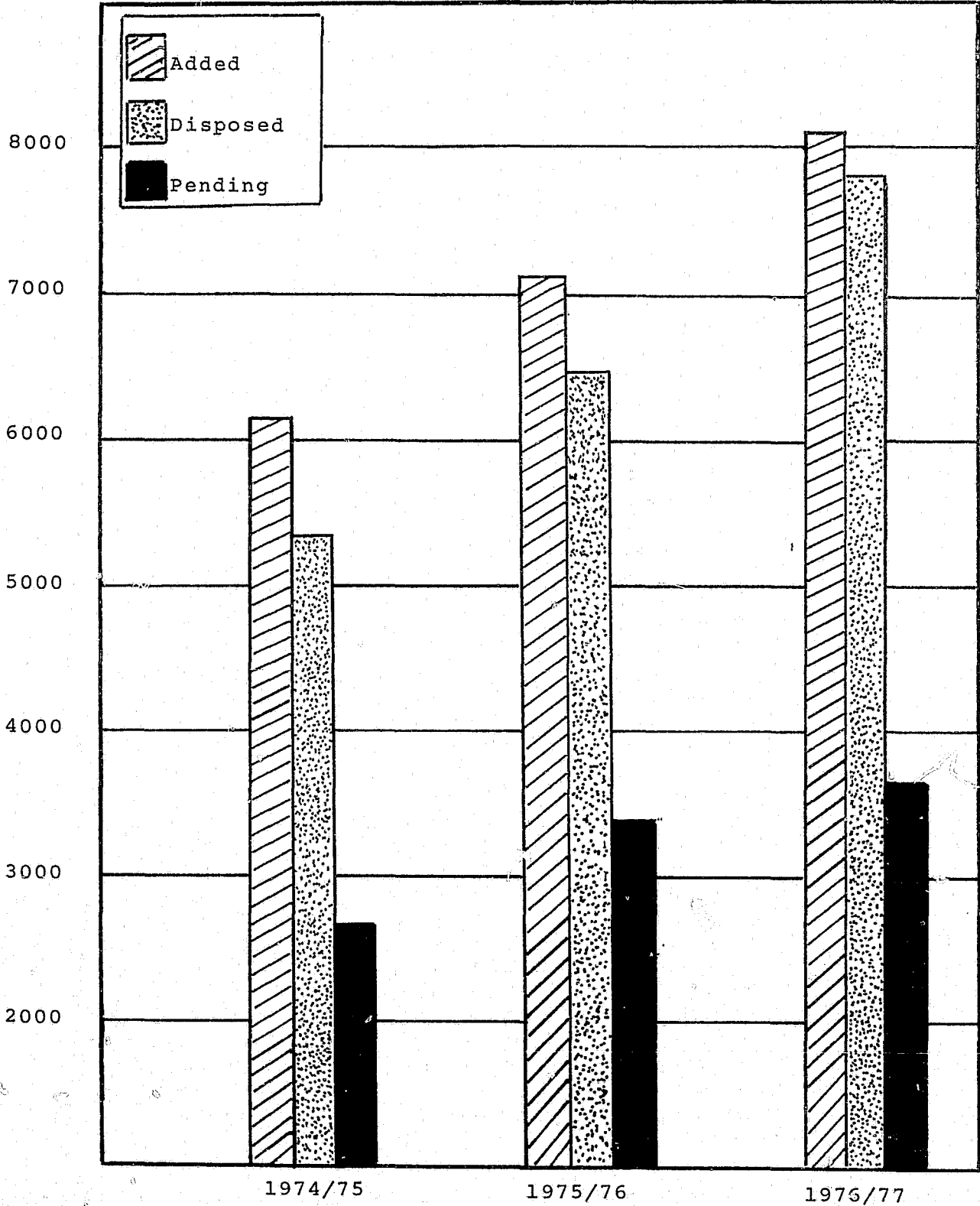




TABLE II.8  
COUNTY OR DISTRICT COURT  
NON-JURY ACTIONS (1)  
ACTIVITY SUMMARY

Judicial District County, or District	Cases Added To The List			D i s p o s e d						Pending		
				Trials			Total (2)			As of March 31		
	1974/75	1975/76	1976/77	1974/75	1975/76	1976/77	1974/75	1975/76	1976/77	1975	1976	1977
<b>TOTAL ONTARIO</b>	<b>6192</b>	<b>7124</b>	<b>8111</b>	<b>2801</b>	<b>3542</b>	<b>4009</b>	<b>5369</b>	<b>6450</b>	<b>7812</b>	<b>2685</b>	<b>3359</b>	<b>3658</b>
York	2356	2827	3281	997	1312	1265	2231	2556	2634	668	939	1586
<b>REMAINDER OF ONTARIO</b>	<b>3836</b>	<b>4297</b>	<b>4830</b>	<b>1804</b>	<b>2230</b>	<b>2744</b>	<b>3138</b>	<b>3894</b>	<b>5178</b>	<b>2017</b>	<b>2420</b>	<b>2072</b>
<b>Central East Region</b>	<b>438</b>	<b>432</b>	<b>683</b>	<b>189</b>	<b>287</b>	<b>398</b>	<b>340</b>	<b>444</b>	<b>725</b>	<b>221</b>	<b>209</b>	<b>167</b>
Durham	96	122	120	33	45	72	73	100	138	61	83	65
Muskoka	9	12	17	5	11	5	10	13	13	5	4	8
Northumberland	18	39	26	7	19	22	16	25	33	10	14	7
Peel	85	114	111	49	55	61	89	105	113	11	20	18
Peterborough	83	72	94	41	42	78	62	54	117	41	59	36
Simcoe	124	64	270	42	96	135	69	123	280	80	21	11
Victoria & Haliburton	23	19	45	12	19	25	21	24	31	13	8	22
<b>Central West Region</b>	<b>1031</b>	<b>1196</b>	<b>1279</b>	<b>486</b>	<b>661</b>	<b>574</b>	<b>745</b>	<b>1098</b>	<b>1185</b>	<b>595</b>	<b>693</b>	<b>787</b>
Brant	50	71	68	29	44	44	41	63	82	23	31	17
Dufferin	22	33	35	14	18	16	22	24	32	8	17	20
Haldimand	20	9	16	12	6	7	17	9	12	3	3	7
Halton	91	107	122	72	67	56	96	95	115	17	29	36
Hamilton--Wentworth	407	452	427	139	237	200	222	458	405	297	291	313
Niagara North	99	97	102	40	45	31	74	75	98	68	90	94
Niagara South	57	71	118	31	41	61	46	76	111	39	34	41
Norfolk	28	48	51	17	31	17	25	44	55	14	18	14
Waterloo	194	250	267	109	135	107	155	185	200	94	159	226
Wellington	63	58	73	23	37	35	47	69	75	32	21	19
<b>Eastern Region</b>	<b>938</b>	<b>962</b>	<b>1120</b>	<b>364</b>	<b>437</b>	<b>831</b>	<b>660</b>	<b>760</b>	<b>1441</b>	<b>550</b>	<b>752</b>	<b>431</b>
Frontenac	61	80	73	33	50	39	62	73	67	32	39	45
Hastings	93	104	84	31	47	38	64	81	103	77	100	81
Lanark	18	25	9	7	7	8	12	25	16	10	10	3
Leeds & Grenville	37	53	41	18	23	27	32	59	39	16	10	12
Lennox & Addington	10	13	16	5	6	12	10	8	18	4	9	7
Ottawa--Carleton	633	616	740	221	247	623	413	430	1061	376	562	241
Prescott & Russell	27	22	44	16	23	34	19	28	43	14	8	9
Prince Edward	10	4	17	2	6	5	4	9	9	6	1	9
Renfrew	21	21	47	9	-	9	15	26	41	10	5	11
Stormont, Dundas & Glengarry	28	24	49	22	12	36	29	21	44	5	8	13
<b>North Eastern Region</b>	<b>375</b>	<b>429</b>	<b>434</b>	<b>256</b>	<b>246</b>	<b>274</b>	<b>405</b>	<b>394</b>	<b>450</b>	<b>113</b>	<b>148</b>	<b>132</b>
Algoma	69	85	71	66	57	39	72	58	96	46	73	48
Cochrane	44	47	38	12	19	21	34	43	39	12	16	15
Manitoulin	2	5	16	-	3	15	1	3	16	2	4	4
Nipissing	47	51	63	9	20	39	41	46	65	30	35	33
Parry Sound	9	10	14	8	4	7	14	10	13	2	2	3
Sudbury	181	209	207	148	127	138	221	212	199	12	9	17
Temiskaming	23	22	25	13	16	15	22	22	22	9	9	12
<b>North Western Region</b>	<b>107</b>	<b>114</b>	<b>106</b>	<b>53</b>	<b>66</b>	<b>71</b>	<b>57</b>	<b>106</b>	<b>122</b>	<b>27</b>	<b>35</b>	<b>19</b>
Kenora	12	11	5	8	6	5	8	8	13	9	12	4
Rainy River	8	19	10	3	9	10	7	16	12	1	4	2
Thunder Bay	87	84	91	42	51	56	82	82	97	17	19	13
<b>South Western Region</b>	<b>947</b>	<b>1164</b>	<b>1208</b>	<b>456</b>	<b>533</b>	<b>596</b>	<b>891</b>	<b>1092</b>	<b>1255</b>	<b>511</b>	<b>583</b>	<b>536</b>
Bruce	11	28	29	3	13	17	10	24	28	7	11	12
Elgin	66	59	83	34	26	47	63	39	77	17	37	43
Essex	279	350	333	209	189	203	315	315	392	96	131	72
Grey	50	44	39	13	19	21	25	73	43	43	14	10
Huron	19	21	29	4	3	11	20	13	31	9	17	15
Kent	29	59	51	13	42	23	25	57	45	21	23	29
Lambton	93	117	101	54	69	45	80	132	98	37	22	25
Middlesex	344	423	471	90	136	199	300	377	471	251	297	297
Oxford	21	21	38	18	17	19	25	27	33	15	9	14
Perth	35	42	34	18	19	11	28	35	37	15	22	19

NOTES: (1) Includes Motor Vehicle Accident Actions & Other Actions, except M.C.A. Divorce & Mechanics Lien Actions.  
(2) Includes cases disposed in the following manners: Trials, Settled before/during Trial, and Struck Off The List.

Source: Supreme, County and Surrogate Courts (Monthly Statistical Report).

County or District Court  
Divorce (MCA) Actions  
Cases Added, Disposed & Pending  
1974/75-1976/77

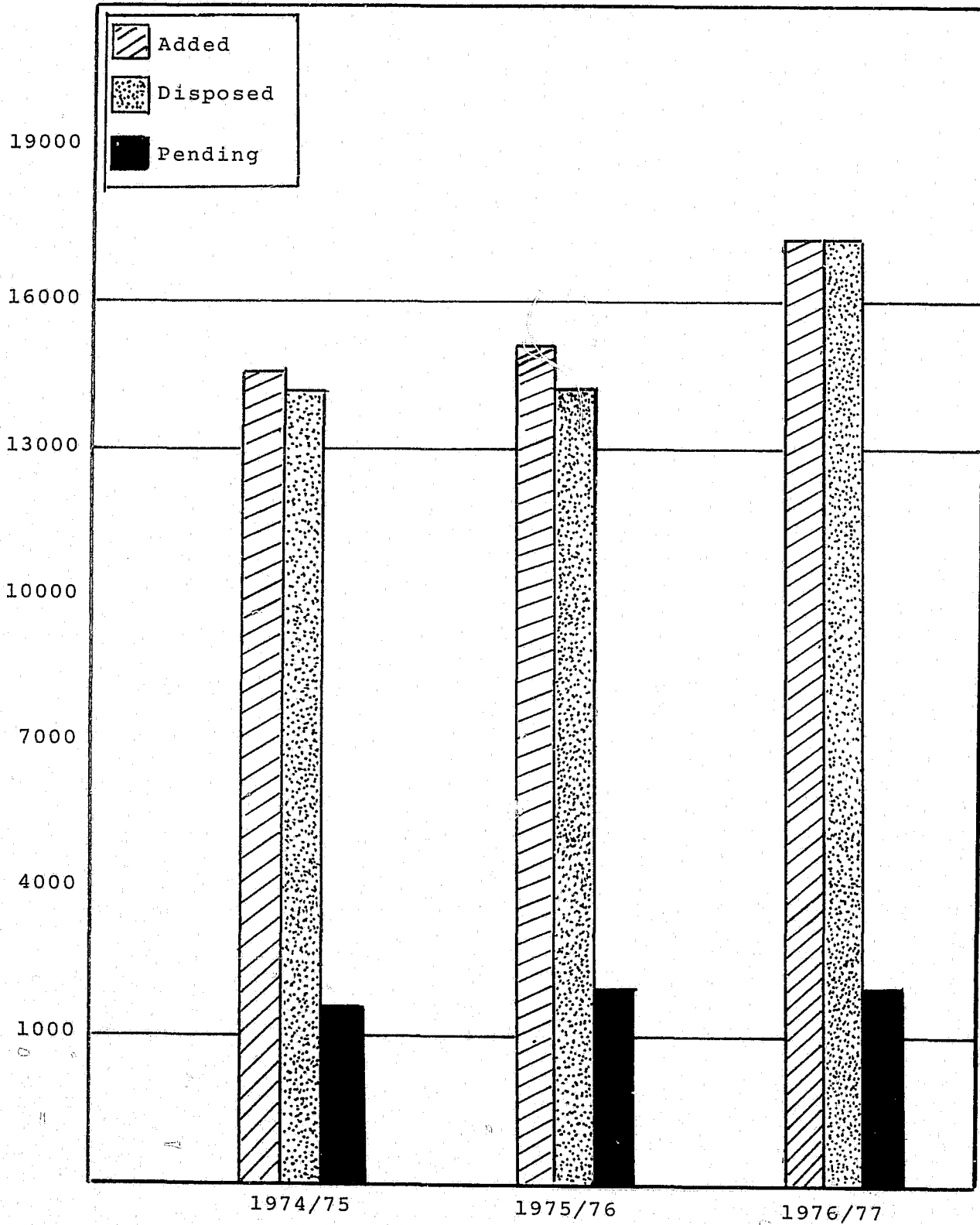


TABLE II.9  
COUNTY OR DISTRICT COURT  
MCA\* DIVORCE  
ACTIVITY SUMMARY

Judicial District County, or District	Cases Added To The List			Disposed						Pending		
	1974/75	1975/76	1976/77	Trials			Total (1)			As Of March 31		
				1974/75	1975/76	1976/77	1974/75	1975/76	1976/77	1975	1976	1977
<b>TOTAL ONTARIO</b>	<b>14586</b>	<b>14954</b>	<b>17406</b>	<b>13347</b>	<b>13604</b>	<b>16444</b>	<b>14305</b>	<b>14361</b>	<b>17406</b>	<b>1567</b>	<b>2128 (r)</b>	<b>2128</b>
York	2919	3015	4080	2692	2616	3900	2911	2793	4256	239	461	285
<b>REMAINDER OF ONTARIO</b>	<b>11667</b>	<b>11939</b>	<b>13326</b>	<b>10655</b>	<b>10988</b>	<b>12544</b>	<b>11394</b>	<b>11568</b>	<b>13150</b>	<b>1328</b>	<b>1667 (r)</b>	<b>1843</b>
<b>Central East Region</b>	<b>1693</b>	<b>1802</b>	<b>2122</b>	<b>1384</b>	<b>1677</b>	<b>2008</b>	<b>1623</b>	<b>1735</b>	<b>2082</b>	<b>156</b>	<b>196 (r)</b>	<b>236</b>
Durham	450	459	528	301	441	465	424	453	479	64	70	119
Muskoka	73	93	92	69	84	92	70	87	96	9	15	11
Northumberland	151	129	143	134	109	137	136	111	138	15	33	38
Peel	557	590	655	436	553	627	542	584	666	37	43	32
Peterborough	220	239	231	218	198	229	220	201	231	13	24 (2)	24
Simcoe	188	221	407	174	224	393	178	230	406	12	3	4
Victoria & Haliburton	54	71	66	52	68	65	53	69	66	6	8	8
<b>Central West Region</b>	<b>3708</b>	<b>3593</b>	<b>3937</b>	<b>3489</b>	<b>3421</b>	<b>3770</b>	<b>3625</b>	<b>3530</b>	<b>3935</b>	<b>390</b>	<b>453</b>	<b>455</b>
Brant	238	256	221	235	239	208	237	250	215	27	33	39
Dufferin	36	37	51	28	40	47	30	40	52	6	3	2
Haldimand	42	48	52	43	45	48	43	45	49	-	3	6
Halton	341	337	407	307	328	390	322	341	404	45	41	44
Hamilton—Wentworth	1214	973	1119	1204	1015	1102	1205	1016	1103	139	96	112
Niagara North	400	393	458	337	367	438	355	388	474	70	75	59
Niagara South	447	440	452	356	403	464	433	409	471	30	61	42
Norfolk	113	127	139	116	75	73	116	108	152	3	22	9
Waterloo	670	754	781	664	692	751	684	710	762	50	94	113
Wellington	207	228	257	199	217	249	200	223	253	20	25	29
<b>Eastern Region</b>	<b>2284</b>	<b>2300</b>	<b>2528</b>	<b>2043</b>	<b>2068</b>	<b>2368</b>	<b>2172</b>	<b>2267</b>	<b>2552</b>	<b>426</b>	<b>459</b>	<b>435</b>
Frontenac	317	267	299	302	245	292	310	260	306	29	36	29
Hastings	245	284	255	229	246	282	242	253	287	42	73	41
Lanark	100	79	67	91	80	73	95	81	73	10	8	2
Leeds & Grenville	168	158	145	160	160	144	167	167	151	21	12	6
Lennox & Addington	54	52	56	61	45	54	52	51	57	2	3	2
Ottawa—Carleton	1092	1069	1269	917	1022	1174	997	1073	1240	296	292	321
Prescott & Russell	28	59	48	26	44	37	26	58	50	3	4	2
Prince Edward	47	38	43	41	38	42	41	39	45	11	10	8
Renfrew	109	125	169	84	24	97	110	120	170	-	5	4
Stormont, Dundas & Glengarry	124	169	177	132	164	173	132	165	173	12	16	20
<b>North Eastern Region</b>	<b>1010</b>	<b>1001</b>	<b>1215</b>	<b>979</b>	<b>936</b>	<b>1128</b>	<b>1010</b>	<b>967</b>	<b>1151</b>	<b>101</b>	<b>129 (r)</b>	<b>193</b>
Algoma	258	274	299	245	259	293	248	262	299	26	38	38
Cochrane	96	123	146	67	111	144	90	120	150	17	20	16
Manitoulin	4	5	6	4	3	7	4	3	7	-	2	1
Nipissing	151	128	169	144	113	152	145	131	153	18	15	31
Parry Sound	26	47	42	27	36	45	28	36	45	4	9 (2)	6
Sudbury	398	346	464	413	347	404	414	347	407	23	22	79
Temiskaming	77	78	89	79	67	83	81	68	90	13	23	22
<b>North Western Region</b>	<b>414</b>	<b>427</b>	<b>536</b>	<b>336</b>	<b>398</b>	<b>512</b>	<b>416</b>	<b>404</b>	<b>530</b>	<b>32</b>	<b>55</b>	<b>61</b>
Kenora	63	75	95	68	58	102	68	58	105	6	23	17
Rainy River	38	44	61	40	42	47	41	45	54	5	4	11
Thunder Bay	313	308	380	228	298	363	307	301	371	21	28	37
<b>South Western Region</b>	<b>2558</b>	<b>2817</b>	<b>2988</b>	<b>2424</b>	<b>2488</b>	<b>2758</b>	<b>2548</b>	<b>2665</b>	<b>2900</b>	<b>223</b>	<b>375</b>	<b>463</b>
Bruce	34	49	37	33	46	33	34	48	34	-	1	4
Elgin	203	162	176	194	151	157	201	159	166	14	17	27
Essex	684	783	816	636	677	741	674	732	826	83	134	124
Grey	88	118	116	84	58	96	96	119	98	1	-	18
Huron	49	51	80	50	53	70	55	53	78	2	-	2
Kent	145	184	190	146	176	186	147	182	189	18	20	21
Lambton	262	299	305	242	253	303	272	266	317	4	37	25
Middlesex	856	898	981	798	826	879	822	849	892	94	143	232
Oxford	157	168	175	157	162	175	162	164	179	2	6	2
Perth	80	105	112	84	86	118	85	93	121	5	17	6

NOTES: \* Matrimonial Causes Actions.  
 (1) Includes cases disposed in the following manners:  
 Trials, Settled before/during Trial, and Struck Of The List.  
 (2) Figures amended by court office during 1975/76.

Sources: Supreme, County and Surrogate  
 Courts (Monthly Statistical  
 Report).

TABLE II.10  
COUNTY OR DISTRICT COURT  
MECHANICS' LIEN ACTIONS  
ACTIVITY SUMMARY

Judicial District County or District	Cases Added To The List			Disposed						Pending		
				Trials			Total (1)			As Of March 31		
	1974/75	1975/76	1976/77	1974/75	1975/76	1976/77	1974/75	1975/76	1976/77	1975	1976	1977
TOTAL ONTARIO	..	..	..	..	..	..	..	..	..	..	..	..
York	..	..	..	..	..	..	..	..	..	..	..	..
REMAINDER OF ONTARIO	603	598	738	294	363	363	494	669 (r)	662	299	228	304
Central East Region	174	163	275	82	95	107	154	175	238	59	47	84
Durham	5	18	23	2	6	3	6	7	15	5	16	24
Muskoka	10	9	16	3	6	6	9	9	7	3	3	12
Northumberland	6	5	13	6	4	6	6	5	8	-	-	5
Peel	58	54	91	24	17	23	69	49	88	16	21	24
Peterborough	9	7	19	7	1	14	9	3	17	-	4	6
Simcoe	74	54	105	36	51	53	50	82	100	28	-	5
Victoria & Haliburton	12	16	8	4	10	2	5	20	3	7	3	8
Central West Region	124	118	170	78	69	88	102	116	153	48	50	67
Brant	6	7	5	6	3	5	7	5	6	1	3	2
Dufferin	8	10	6	7	9	4	7	11	6	1	-	-
Haldimand	-	3	10	-	2	3	-	3	10	-	-	-
Halton	39	50	36	21	28	21	28	55	37	24	19	18
Hamilton-Wentworth	31	27	52	10	14	23	20	20	46	14	21	27
Niagara North	8	1	18	5	-	7	7	5	14	5	1	5
Niagara South	7	4	9	7	3	7	7	4	8	-	-	1
Norfolk	1	1	3	1	1	1	1	1	2	-	-	1
Waterloo	12	9	15	16	7	15	16	7	15	-	2	2
Wellington	12	6	16	5	2	2	9	5	9	3	4	11
Eastern Region	55	79	84	36	23	48	54	51	90	13	41	35
Frontenac	11	7	6	6	4	6	9	7	7	2	2	1
Hastings	21	27	26	13	10	20	20	25	27	1	3	2
Lanark	-	2	4	-	1	2	-	1	5	-	1	-
Leeds & Grenville	5	8	4	6	5	2	10	8	3	-	-	1
Lennox & Addington	14	12	2	7	2	4	11	9	15	10	13	-
Ottawa-Carleton	..	..	..	..	..	..	..	..	..	..	..	..
Prescott & Russell	1	2	2	1	-	2	1	-	4	-	2	-
Prince Edward	3	-	3	3	-	1	3	-	2	-	-	1
Renfrew	-	-	2	-	-	2	-	-	2	-	-	-
Stormont, Dundas & Glengarry	-	21	35	-	1	9	-	1	25	-	20	30
North Eastern Region	37	38	49	36	43	37	38	46	47	10	2	4
Algoma	11	-	4	11	10	1	11	10	3	10	-	1
Cochrane	1	4	4	1	3	1	1	4	3	-	-	1
Manitoulin	1	-	-	1	-	-	1	-	-	-	-	-
Nipissing	6	1	2	5	1	1	6	1	2	-	-	-
Parry Sound	2	9	13	3	5	9	3	7	14	-	2	1
Sudbury	15	24	25	15	24	25	15	24	25	-	-	-
Temiskaming	1	-	1	-	-	-	1	-	-	-	-	1
North Western Region	32	17	28	13	16	9	19	31	26	16	2	4
Kenora	-	-	10	-	-	1	-	-	9	-	-	1
Rainy River	10	-	2	9	1	2	9	1	2	1	-	-
Thunder Bay	22	17	16	4	15	6	10	30	15	15	2	3
South Western Region	181	183	132	49	117	74	127	250 (r)	108	153	86	110
Bruce	5	1	11	1	1	-	5	1	11	-	-	-
Elgin	25	22	7	2	6	18	11	9	25	24	37	19
Essex	15	7	13	8	6	10	17	10	13	7	4	4
Gray	20	43	54	3	16	9	6	31	11	24	36	79
Huron	4	-	2	1	-	-	4	-	2	-	-	-
Kent	8	9	5	1	4	6	6	9	9	6	6	2
Lambton	1	12	24	1	12	23	1	12	24	-	-	-
Middlesex	103	82	7	32	67	4	77	171 (r)	5	92	3(2)	5
Oxford	-	6	9	-	4	4	-	6	8	-	-	-
Perth	-	1	-	-	1	-	-	1	-	-	-	1

NOTES: (1) Includes cases disposed in the following manners:  
Trials, Settled before/during Trial and Struck Off The List.  
(2) Middlesex office had struck 65 cases off its list.

Source: Supreme, County and Surrogate  
Courts (Monthly Statistical  
Report).

TABLE II.11  
 COUNTY OR DISTRICT COURT  
 LANDLORD AND TENANT ACT 1970, AMENDED 1972

Judicial District County, or District	Appointments			Resolutions		
	1974/75	1975/76	1976/77	1974/75	1975/76	1976/77
	TOTAL ONTARIO	<u>7800</u>	<u>7113</u>	<u>8011</u>	<u>6616</u>	<u>6035</u>
York	3851	3306	4073	3810	3238	3455
REMAINDER OF ONTARIO	<u>3949</u>	<u>3807</u>	<u>3938</u>	<u>2806</u>	<u>2797</u>	<u>2941</u>
Central East Region	<u>988</u>	<u>888</u>	<u>814</u>	<u>855</u>	<u>832</u>	<u>680</u>
Durham	102	109	110	83	99	89
Muskoka	5	3	5	4	4	6
Northumberland	26	29	23	26	27	19
Peel	635	541	457	536	504	371
Peterborough	55	39	36	47	33	22
Simcoe	151	157	172	147	157	166
Victoria & Haliburton	14	10	11	12	8	7
Central West Region	<u>964</u>	<u>924</u>	<u>929</u>	<u>794</u>	<u>728</u>	<u>702</u>
Brant	82	67	57	82	67	53
Dufferin	17	9	8	8	7	7
Haldimand	10	9	6	10	9	2
Halton	99	108	90	98	60	44
Hamilton—Wentworth	395	371	373	388	359	338
Niagara North	86	88	80	40	42	54
Niagara South	42	36	61	6	8	16
Norfolk	8	24	16	8	24	13
Waterloo	210	168	186	139	108	123
Wellington	15	44	52	15	44	52
Eastern Region	<u>666</u>	<u>648</u>	<u>840</u>	<u>446</u>	<u>503</u>	<u>615</u>
Frontenac	79	77	69	43	42	39
Hastings	25	31	84	21	24	74
Lanark	3	2	3	3	2	3
Leeds & Grenville	7	11	25	5	11	24
Lennox & Addington	9	16	5	9	11	4
Ottawa—Carleton	504	471	593	332	387	429
Prescott & Russell	7	12	15	7	11	11
Prince Edward	5	-	8	-	-	5
Renfrew	7	6	8	5	2	4
Stormont, Dundas & Glengarry	20	22	30	18	13	22
North Eastern Region	<u>160</u>	<u>171</u>	<u>210</u>	<u>129</u>	<u>133</u>	<u>148</u>
Algoma	35	37	38	29	22	29
Cochrane	32	16	13	32	16	10
Manitoulin	2	-	-	1	-	-
Nipissing	25	34	28	16	27	15
Parry Sound	4	6	1	4	6	1
Sudbury	61	71	125	46	57	90
Temiskaming	1	7	5	1	5	3
North Western Region	<u>45</u>	<u>42</u>	<u>50</u>	<u>32</u>	<u>39</u>	<u>45</u>
Kenora	2	3	5	2	3	5
Rainy River	-	2	4	-	2	4
Thunder Bay	43	37	41	30	34	36
South Western Region	<u>1126</u>	<u>1134</u>	<u>1095</u>	<u>550</u>	<u>562</u>	<u>751</u>
Bruce	1	2	11	1	1	9
Elgin	20	23	30	14	8	26
Essex	152	194	280	124	162	231
Grey	12	16	22	7	9	12
Huron	3	11	8	3	11	7
Kent	24	23	39	16	12	15
Lambton	36	36	109	25	36	109
Middlesex	846	785	536	348	299	313
Oxford	26	30	37	11	15	19
Perth	6	14	23	1	9	10

NOTES:

Source: Supreme, County and Surrogate Courts ( Monthly Statistical Report ).

TABLE II.12  
COUNTY OR DISTRICT COURT  
NUMBER OF HALF DAYS SPENT IN COURT  
BY THE COURT CLERK

Judicial District County, or District	Criminal			Civil			M.C.A.		
	1974/75	1975/76	1976/77	1974/75	1975/76	1976/77	1974/75	1975/76	1976/77
TOTAL ONTARIO	..	..	..	..	..	..	2720	3965	3109
York	..	..	..	..	..	..	367	1477	464
REMAINDER OF ONTARIO	4830	6210	6298	3954	4757	6068	2353	2488	2645
Central East Region	1108	1311	1345	456	566	994	372	378	375
Durham	212	189	178	35	85	124	106	115	90
Muskoka	20	44	23	19	24	27	11	9	11
Northumberland	88	73	114	26	49	38	32	40	32
Peel	533	722	793	173	166	403	126	105	113
Peterborough	76	41	36	39	30	107	35	46	41
Simcoe	127	175	134	149	151	252	45	48	71
Victoria & Haliburton	52	67	67	15	61	43	17	15	17
Central West Region	1321	1827	1848	1071	1217	1320	695	768	761
Brant	54	132	123	62	61	94	77	51	38
Dufferin	7	15	19	46	35	38	7	10	27
Haldimand	18	10	16	20	24	24	11	13	13
Halton	156	181	224	264	252	269	89	93	74
Hamilton—Wentworth	397	566	499	151	308	269	170	228	175
Niagara North	54	219	159	102	70	111	83	61	81
Niagara South	145	141	198	106	167	155	49	80	74
Norfolk	57	75	48	54	91	100	26	37	50
Waterloo	296	361	342	224	153	175	142	162	189
Wellington	137	127	220	42	56	85	41	33	40
Eastern Region	806	1098	961	889	1150	1446	425	465	468
Frontenac	88	117	173	73	86	66	55	67	81
Hastings	92	100	37	85	101	142	70	62	67
Lanark	13	5	5	16	41	20	15	14	13
Leeds & Grenville	26	71	45	65	64	79	25	31	26
Lennox & Addington	12	23	36	25	24	24	13	15	18
Ottawa—Carleton	494	685	554	485	703	954	179	185	177
Prescott & Russell	18	3	9	40	55	57	12	19	11
Prince Edward	3	27	16	35	19	18	10	7	13
Renfrew	25	30	30	24	16	31	14	20	32
Stormont, Dundas & Glengarry	35	37	56	41	41	55	32	45	30
North Eastern Region	674	876	1072	683	714	898	249	250	262
Algoma	235	366	492	202	227	276	84	114	105
Cochrane	21	73	80	31	43	39	18	22	22
Manitoulin	3	2	19	3	4	9	3	4	3
Nipissing	109	83	82	130	150	142	25	22	23
Parry Sound	9	24	26	18	18	40	8	7	7
Sudbury	247	294	342	264	233	345	82	63	80
Temiskaming	50	34	31	35	39	47	29	18	22
North Western Region	184	203	167	81	141	167	90	91	107
Kenora	82	89	49	7	9	38	26	11	22
Rainy River	15	11	10	14	25	24	14	15	14
Thunder Bay	87	103	108	60	107	105	50	65	71
South Western Region	737	895	905	774	969	1243	522	536	672
Bruce	7	20	24	12	21	34	13	10	7
Elgin	14	31	59	44	48	76	42	37	54
Essex	341	391	326	243	263	341	103	149	182
Grey	36	41	44	27	25	65	16	18	18
Huron	7	13	9	19	33	23	19	17	21
Kent	9	6	19	30	57	46	31	40	43
Lambton	16	38	56	76	114	106	37	43	45
Middlesex	261	321	299	249	350	478	198	165	239
Oxford	33	13	33	29	29	45	35	38	44
Perth	13	21	36	45	29	29	28	19	19

## NOTES:


Source: Supreme, County and Surrogate Courts (Monthly Statistical Report).

TABLE II.12  
 COUNTY OR DISTRICT COURT  
 NUMBER OF HALF DAYS SPENT IN COURT  
 BY THE COURT CLERK

Judicial District County, or District	Appellate			Total		
	1974/75	1975/76	1976/77	1974/75	1975/76	1976/77
TOTAL ONTARIO	<u>..</u>	<u>..</u>	<u>..</u>	<u>18902</u>	<u>23212</u>	<u>21263</u>
York	..	..	..	6341(1)	8451(1)	4785(1)
REMAINDER OF ONTARIO	<u>1424</u>	<u>1306</u>	<u>1467</u>	<u>12561</u>	<u>14761</u>	<u>16478</u>
Central East Region	<u>338</u>	<u>247</u>	<u>313</u>	<u>2274</u>	<u>2502</u>	<u>3027</u>
Durham	32	30	29	385	419	421
Muskoka	27	10	8	77	87	69
Northumberland	16	13	18	162	175	202
Peel	152	122	140	984	1115	1449
Peterborough	8	1	8	158	118	192
Simcoe	85	57	92	406	431	549
Victoria & Haliburton	18	14	18	102	157	145
Central West Region	<u>389</u>	<u>436</u>	<u>451</u>	<u>3476</u>	<u>4248</u>	<u>4380</u>
Brant	17	12	20	210	256	275
Dufferin	14	10	19	74	70	103
Haldimand	13	1	9	62	48	62
Halton	81	99	84	590	625	651
Hamilton—Wentworth	165	168	154	883	1270	1097
Niagara North	13	17	21	252	367	372
Niagara South	-	2	-	300	390	427
Norfolk	13	12	6	150	215	204
Waterloo	19	46	64	681	722	770
Wellington	54	69	74	274	285	419
Eastern Region	<u>77</u>	<u>83</u>	<u>120</u>	<u>2197</u>	<u>2796</u>	<u>2995</u>
Frontenac	11	19	16	227	289	336
Hastings	-	-	16	247	263	262
Lanark	1	1	-	45	61	38
Leeds & Grenville	16	19	18	132	185	168
Lennox & Addington	10	10	17	60	72	95
Ottawa—Carleton	29	19	31	1187	1592	1716
Prescott & Russell	3	4	8	73	81	85
Prince Edward	4	7	7	52	60	54
Renfrew	3	4	7	66	70	100
Stormont, Dundas & Glengarry	-	-	-	108	123	141
North Eastern Region	<u>301</u>	<u>253</u>	<u>236</u>	<u>1907</u>	<u>2093</u>	<u>2468</u>
Algoma	78	82	75	599	789	948
Cochrane	13	16	32	83	154	173
Manitoulin	1	-	8	10	10	39
Nipissing	43	40	32	307	295	279
Parry Sound	8	8	14	43	57	87
Sudbury	150	98	59	743	688	826
Temiskaming	8	9	16	122	100	116
North Western Region	<u>42</u>	<u>61</u>	<u>100</u>	<u>397</u>	<u>496</u>	<u>541</u>
Kenora	16	22	33	131	131	142
Rainy River	4	12	11	47	63	59
Thunder Bay	22	27	56	219	302	340
South Western Region	<u>277</u>	<u>226</u>	<u>247</u>	<u>2310</u>	<u>2626</u>	<u>3067</u>
Bruce	3	11	6	35	62	71
Elgin	14	11	5	114	127	194
Essex	83	65	119	770	868	968
Grey	19	10	12	98	94	139
Huron	14	12	6	59	75	59
Kent	10	11	15	80	114	123
Lambton	14	6	10	143	201	217
Middlesex	87	76	50	795	912	1066
Oxford	16	12	18	113	92	140
Perth	17	12	6	103	81	90

NOTES: (1) Includes time spent in Court on Criminal and Civil actions, Matrimonial Causes Actions and Appeals.

Source: Supreme, County and Surrogate Courts (Monthly Statistical Report).





PART III

SURROGATE COURT

TABLE III.1  
SURROGATE COURT  
APPLICATIONS FILED UNDER  
PROBATES, ADMINISTRATION AND GUARDIANSHIP

Judicial District County, or District	Probates & Administration			Guardianship			Total		
	1974/75	1975/76	1976/77	1974/75	1975/76	1976/77	1974/75	1975/76	1976/77
	<b>TOTAL ONTARIO</b>	<b>28499</b>	<b>28551</b>	<b>28916</b>	<b>566</b>	<b>610</b>	<b>670</b>	<b>29065</b>	<b>29161</b>
York	7657	7487	7582	344	346	363	8001	7833	7945
<b>REMAINDER OF ONTARIO</b>	<b>20842</b>	<b>21064</b>	<b>21334</b>	<b>222</b>	<b>264</b>	<b>307</b>	<b>21064</b>	<b>21328</b>	<b>21641</b>
<b>Central East Region</b>	<b>3224</b>	<b>3298</b>	<b>3390</b>	<b>62</b>	<b>75</b>	<b>64</b>	<b>3286</b>	<b>3373</b>	<b>3454</b>
Durham	719	685	689	1	8	2	720	693	691
Muskoka	201	192	181	1	2	3	202	194	184
Northumberland	316	308	329	-	2	7	316	310	336
Peel	564	573	595	54	55	44	618	628	639
Peterborough	370	410	423	-	1	-	370	411	423
Simcoe	811	856	842	6	7	8	817	863	850
Victoria & Haliburton	243	274	331	-	-	-	243	274	331
<b>Central West Region</b>	<b>5831</b>	<b>5720</b>	<b>5957</b>	<b>40</b>	<b>48</b>	<b>86</b>	<b>5871</b>	<b>5768</b>	<b>6043</b>
Brant	431	441	444	3	2	6	434	443	450
Dufferin	115	113	113	2	1	3	117	114	116
Haldimand	157	190	186	-	1	6	157	191	192
Halton	549	579	558	5	7	9	554	586	567
Hamilton-Wentworth	1376	1336	1511	6	4	13	1382	1340	1524
Niagara North	605	586	685	2	2	2	608	588	687
Niagara South	886	826	895	2	3	12	888	829	907
Norfolk	270	269	276	-	1	2	270	270	278
Waterloo	925	895	828	9	9	12	934	904	840
Wellington	517	485	461	11	18	21	528	503	482
<b>Eastern Region</b>	<b>3811</b>	<b>3854</b>	<b>3965</b>	<b>80</b>	<b>103</b>	<b>98</b>	<b>3891</b>	<b>3957</b>	<b>4063</b>
Frontenac	295	365	312	1	8	4	296	373	316
Hastings	403	406	392	-	1	-	403	407	392
Lanark	256	236	237	-	-	3	256	236	240
Leeds & Grenville	347	328	360	-	-	5	347	328	365
Lennox & Addington	94	97	105	-	2	-	94	99	105
Ottawa-Carleton	1569	1483	1614	77	88	80	1646	1571	1694
Prescott & Russell	152	169	160	-	-	2	152	169	162
Prince Edward	113	106	95	-	1	-	113	107	95
Renfrew	274	334	325	2	2	3	276	336	328
Stormont, Dundas & Glengarry	308	330	365	-	1	1	308	331	366
<b>North Eastern Region</b>	<b>1795</b>	<b>1962</b>	<b>1718</b>	<b>12</b>	<b>13</b>	<b>24</b>	<b>1807</b>	<b>1975</b>	<b>1742</b>
Algoma	308	301	251	4	5	2	312	306	253
Cochrane	243	291	281	-	2	-	243	293	281
Manitoulin	62	66	56	-	-	-	62	66	56
Nipissing	234	245	238	2	3	15	236	248	253
Parry Sound	157	203	208	1	1	-	158	204	208
Sudbury	576	661	480	3	-	6	579	661	486
Temiskaming	215	195	204	2	2	1	217	197	205
<b>North Western Region</b>	<b>726</b>	<b>755</b>	<b>792</b>	<b>2</b>	<b>4</b>	<b>1</b>	<b>728</b>	<b>759</b>	<b>793</b>
Kenora	166	145	156	1	-	-	167	145	156
Rainy River	42	59	52	1	-	1	43	59	53
Thunder Bay	518	551	584	-	4	-	518	555	584
<b>South Western Region</b>	<b>5455</b>	<b>5475</b>	<b>5512</b>	<b>26</b>	<b>21</b>	<b>34</b>	<b>5481</b>	<b>5496</b>	<b>5546</b>
Bruce	383	418	322	1	-	-	384	418	322
Elgin	348	341	313	-	-	1	348	341	314
Essex	1113	1107	1165	11	7	17	1124	1114	1182
Grey	473	440	467	1	2	1	474	442	468
Huron	368	355	353	-	-	2	368	355	355
Kent	471	502	456	2	1	1	473	503	457
Lambton	488	469	501	-	2	2	488	471	503
Middlesex	1094	1080	1170	10	7	9	1104	1087	1179
Oxford	354	398	367	1	1	1	355	399	368
Perth	363	365	398	-	1	-	363	366	398

NOTES:


Source: Supreme, County and Surrogate Courts (Monthly Statistical Reports)

TABLE 11.2  
SURROGATE COURT  
GRANTS ISSUED UNDER  
PROBATES, ADMINISTRATION AND GUARDIANSHIP

Judicial District County, or District	Probates & Administration			Guardianship			Total		
	1974/75	1975/76	1976/77	1974/75	1975/76	1976/77	1974/75	1975/76	1976/77
TOTAL ONTARIO	27222	28007	27570	524	556	589	27746	28563	28159
York	7455	7298	6974	320	327	326	7775	7625	7300
REMAINDER OF ONTARIO	19767	20709	20596	204	229	263	19971	20938	20859
Central East Region	3104	3313	3248	57	63	64	3161	3376	3312
Durham	690	708	644	1	7	2	691	715	646
Muskoka	212	191	178	1	1	3	213	192	181
Northumberland	287	317	341	-	1	7	287	318	348
Peel	567	601	564	49	51	45	616	652	609
Peterborough	358	373	425	-	-	-	358	373	425
Simcoe	755	839	822	6	3	7	761	842	829
Victoria & Haliburton	235	284	274	-	-	-	235	284	274
Central West Region	5477	5622	5691	35	47	64	5512	5669	5755
Brant	406	459	440	3	2	6	409	461	446
Dufferin	115	113	113	2	1	3	117	114	116
Haldimand	150	195	186	-	1	4	150	196	190
Halton	533	558	545	2	5	7	535	563	552
Hamilton-Wentworth	1391	1375	1431	6	4	10	1397	1379	1441
Niagara North	602	594	707	2	1	2	604	595	709
Niagara South	683	643	724	1	3	5	684	646	729
Norfolk	264	281	267	-	1	1	264	282	268
Waterloo	838	905	824	8	9	11	846	914	835
Wellington	495	499	454	11	20	15	506	519	469
Eastern Region	3629	3881	3959	79	91	88	3708	3972	4047
Frontenac	300	363	300	-	6	3	300	369	303
Hastings	389	404	390	3	1	-	392	405	390
Lanark	243	232	226	-	-	2	243	232	228
Leeds & Grenville	308	349	358	-	-	3	308	349	361
Lennox & Addington	80	89	97	-	2	-	80	91	97
Ottawa-Carleton	1513	1525	1603	73	79	76	1586	1604	1679
Prescott & Russell	143	177	160	-	-	2	143	177	162
Prince Edward	107	102	99	-	-	-	107	102	99
Renfrew	279	307	340	3	2	1	282	309	341
Stormont, Dundas & Glengarry	267	333	386	-	1	1	267	334	387
North Eastern Region	1651	1823	1599	9	9	21	1660	1832	1620
Algoma	306	304	245	4	5	2	310	309	247
Cochrane	237	280	279	-	1	-	237	281	279
Manitoulin	55	70	55	-	-	-	55	70	55
Nipissing	208	262	237	1	2	14	209	264	251
Parry Sound	157	203	199	1	1	-	158	204	199
Sudbury	483	517	388	2	-	5	485	517	393
Temiskaming	205	187	196	1	-	-	206	187	196
North Western Region	718	731	722	2	2	1	720	733	723
Kenora	161	141	149	1	-	-	162	141	149
Rainy River	42	48	45	-	1	1	42	49	46
Thunder Bay	515	542	528	1	1	-	516	543	528
South Western Region	5188	5339	5377	22	17	25	5210	5356	5402
Bruce	302	345	295	1	-	-	303	345	295
Elgin	358	338	310	-	-	-	358	338	310
Essex	981	1055	1060	10	8	11	991	1063	1071
Grey	382	380	438	1	1	-	383	381	438
Huron	378	343	347	-	-	2	378	343	349
Kent	470	502	456	2	1	1	472	503	457
Lambton	480	490	492	-	1	2	480	491	494
Middlesex	1108	1094	1161	7	6	9	1115	1100	1170
Oxford	375	418	415	1	-	-	376	418	415
Perth	354	374	403	-	-	-	354	374	403

NOTES:

Source: Supreme, County and Surrogate Courts (Monthly Statistical Reports)



PART IV

SHERIFF'S OFFICES




TABLE IV.1  
SHERIFF'S REPORT  
SEARCHES

Judicial District County, or District	No. of Requisitions			No. of Names or Requisitions		
	1974/75	1975/76	1976/77	1974/76	1975/76	1976/77
TOTAL ONTARIO	<u>405184</u>	<u>448488</u>	<u>449274</u> (r)	<u>1900471</u> (r)	<u>2089541</u> (r)	<u>2079273</u>
York	93625	100978	100561	514939	555380	548841
REMAINDER OF ONTARIO	<u>311559</u>	<u>347510</u>	<u>348713</u> (r)	<u>1385532</u> (r)	<u>1534161</u> (r)	<u>1530432</u>
Central East Region	<u>90893</u>	<u>99343</u>	<u>98578</u>	<u>438792</u>	<u>456188</u>	<u>467026</u>
Durham	14697	16867	16478	54548	58943	54459
Muskoka	4222	4490	4682	25232	26940	28092
Northumberland	7898	8241	7887	41436	44943	51638
Peel	23190	24667	23592	150720(r)	150329	145619
Peterborough	8360	10093	10171	31159	37530	36363
Simcoe	24535	26253	27547	109276	107201	122024
Victoria & Haliburton	7791	8732	8221	26421	30302	28831
Central West Region	<u>85185</u>	<u>94876</u>	<u>91330</u>	<u>393611</u>	<u>449567</u>	<u>418203</u>
Brant	5388	6254	6636	24986	27417	27435
Dufferin	3182	3465	3130	19142	20768	19980
Haldimand	2742	2706	2515	13710	13530	12575
Halton	11164	11826	11339	48664	52291	46785
Hamilton-Wentworth	17232	19128	18273	83530	99604	88366
Niagara North	9713	10134	8973	39271	43311	39969
Niagara South	9024	10665	9847	33884	43828	41251
Norfolk	2767	3287	3302	15540	18511	17638
Waterloo	15800	19248	18809	65846	81089	78675
Wellington	8173	8163	8506	49038	49218	45529
Eastern Region	<u>49424</u>	<u>55554</u>	<u>59848</u>	<u>214293</u>	<u>235067</u>	<u>252562</u>
Frontenac	5707	7037	7304	15865	20622	20874
Hastings	6806	6698	8274	40856	39130	49449
Lanark	2353	2830	3254	8593	10657	11660
Leeds & Grenville	4796	5892	6157	17322	21570	23379
Lennox & Addington	2466	2822	2999	8011	8350	10865
Ottawa-Carleton	14275	15781	16299	80041	83411	80095
Prescott & Russell	2600	2925	3077	9341	11857	11811
Prince Edward	1590	1763	1881	6487	6842	7846
Renfrew	3953	4386	4501	12685	13891	15453
Stormont, Dundas & Glengarry	4878	5420	6102	15092	18737	21130
North Eastern Region	<u>13308</u>	<u>15869</u>	<u>15634</u>	<u>38582</u>	<u>47691</u>	<u>49089</u>
Algoma	6320	7858	7458	20111	26004	25746
Cochrane	938	1373	1671	1581	2308	2896
Manitoulin	#	#	705	2234	1952	2381
Nipissing	1459	1687	1689	3924	5003	5336
Parry Sound	1901	2237	2143	6960	7745	7585
Sudbury	2239	2280	1611	2974	3877	4515
Temiskaming	451	434	357	798	802	630
North Western Region	<u>5551</u>	<u>5877</u>	<u>6292</u>	<u>23511</u>	<u>25053</u>	<u>26796</u>
Kenora	509	499	412	898	1005	763
Rainy River	95	82	73	196	147	158
Thunder Bay	4957	5296	5677	22417	23901	25875
South Western Region	<u>67188</u>	<u>75991</u> (r)	<u>77031</u> (r)	<u>276743</u>	<u>320595</u>	<u>316756</u>
Bruce	4705	5406	4891	16825	21655	18133
Elgin	4019	4313	4566	15541	17497	17597
Essex	11682	13539	13591	54432	61541	60069
Grey	5935	6659	6308	21825	23496	22932
Huron	3502	3969	3950	11439	13025	12418
Kent	4845	5135	5516	18014	20354	20679
Lambton	7916	9705	10264	33036	40572	44381
Middlesex	17404	19804	20290	63698	74915	74697
Oxford	3960	4191	4154	29352	34482	32764
Perth	3220	3270	3501	12581	13058	13086

NOTES:

Source: Supreme, County and Surrogate  
Courts (Monthly Statistical  
Reports)

Sheriff's Report  
Number of Executions  
1974/75-1976/77

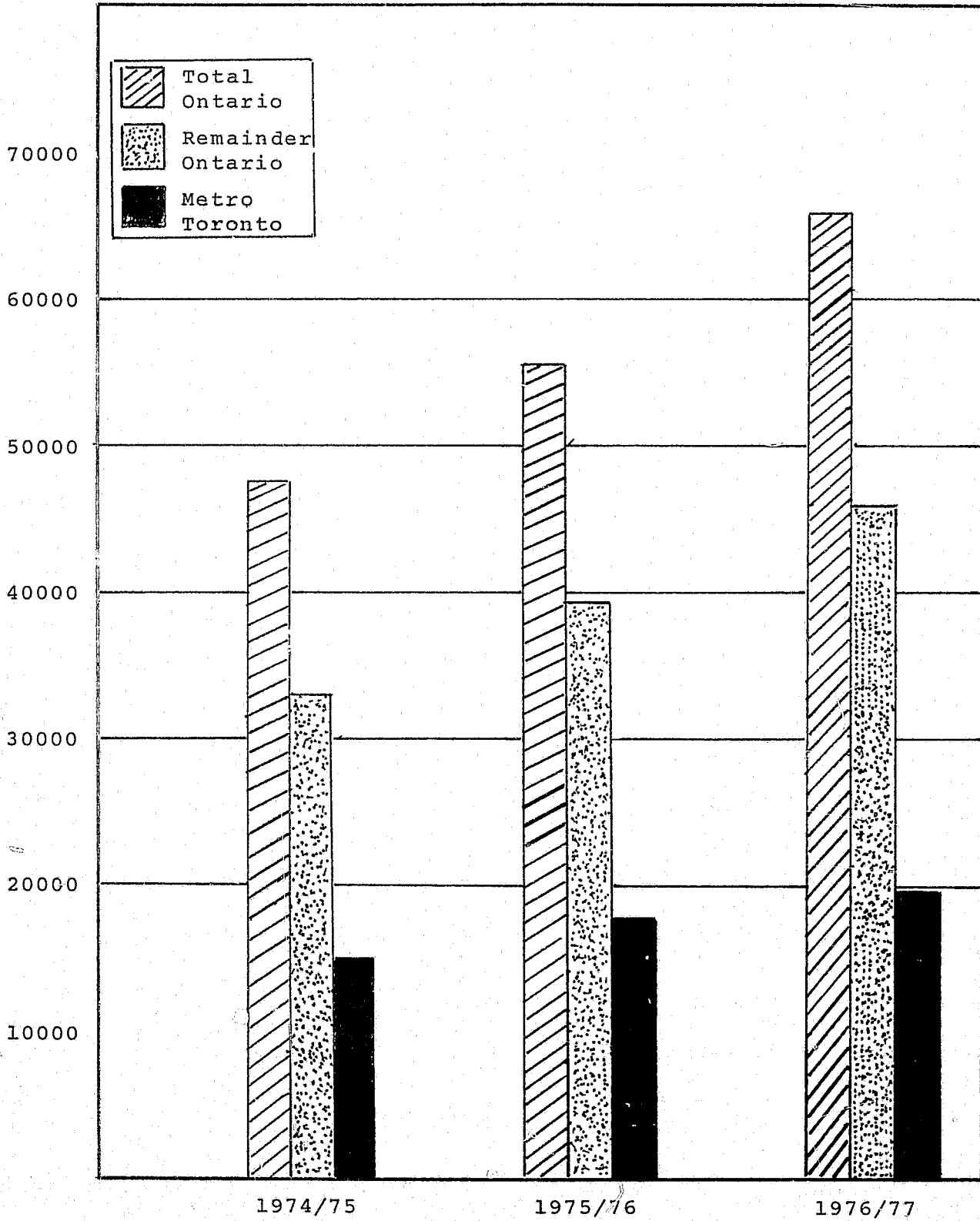




TABLE IV.2  
SHERIFF'S REPORT  
PROCESSES AND EXECUTIONS

Judicial District County, or District	No. of Processes			No. of Executions		
	1974/75	1975/76	1976/77	1974/75	1975/76	1976/77
TOTAL ONTARIO	144610 (r)	151986	159170	47658	55659	66160
York	62238	61364	61374	14455	17359	19998
REMAINDER OF ONTARIO	82372 (r)	90622	97796	33203	38300	46162
Central East Region	16414	19156	22238	7144	8666	11198
Durham	3305	4004	4361	1065	1585	2026
Muskoka	570	735	789	358	530	578
Northumberland	922	1062	1068	513	547	750
Peel	6450	7654	9067	2323	2705	3490
Peterborough	1497	1579	1883	744	809	1105
Simcoe	2816	2965	3546	1757	2030	2668
Victoria & Haliburton	854 (r)	1157	1524	384	460	581
Central West Region	29111	31405	33455	9053	10609	12983
Brant	2586	2734	2788	471	473	639
Dufferin	538	595	592	235	323	358
Haldimand	470	618	674	199	273	376
Halton	3802	3992	4449	1208	1464	1586
Hamilton-Wentworth	9899	10895	11405	2340	2906	3658
Niagara North	2681	2827	3074	1292	1214	1511
Niagara South	2865	2967	3084	1360	1565	1723
Norfolk	867	961	974	261	283	377
Waterloo	3822	4089	4323	1168	1424	1838
Wellington	1581	1727	2092	519	684	917
Eastern Region	10974	11249	12368	5334	5479	6834
Frontenac	1810	1907	2069	568	601	790
Hastings	1546	1710	1869	647	710	867
Lanark	450	408	495	165	185	258
Leeds & Grenville	961	958	1136	386	439	488
Lennox & Addington	566	661	658	229	264	269
Ottawa-Carleton	3516	3242	3276	2369	2294	2869
Prescott & Russell	334	340	532	245	207	330
Prince Edward	249	314	371	110	144	176
Renfrew	693	720	788	309	290	329
Stormont, Dundas & Glengarry	849	989	1174	306	345	458
North Eastern Region	5680	6264	6320	3923	4177	4751
Algoma	1833	2156	2041	556	704	785
Cochrane	486	577	588	524	580	853
Manitoulin	84	96	177	#	#	54
Nipissing	1282	1515	1498	775	878	842
Parry Sound	477	419	529	346	376	381
Sudbury	1174	1102	1053	1473	1417	1447
Temiskaming	344	399	434	249	222	389
North Western Region	2719	3583	3751	939	1161	1199
Kenora	473	547	553	137	208	207
Rainy River	225	245	250	106	92	91
Thunder Bay	2021	2791	2948	696	861	901
South Western Region	17474	18965	19664	6810	8208	9197
Bruce	578	680	882	256	314	425
Elgin	1090	1069	1107	321	329	392
Essex	3140	3461	3551	1949	2037	2391
Grey	841	1067	1135	425	586	637
Huron	626	661	754	311	367	414
Kent	1288	1305	1479	530	642	743
Lambton	2059	1952	2865	635	753	977
Middlesex	6200	6847	5979	1769	2292	2302
Oxford	1054	1237	1185	382	567	539
Perth	598	686	727	232	321	377

NOTES:

Source: Supreme, County and Surrogate  
Courts (Monthly Statistical  
Reports)



PART V

PROVINCIAL COURT (CRIMINAL DIVISION)

TABLE V.1  
 PROVINCIAL COURT (CRIMINAL DIVISION)  
 TOTAL NUMBER OF PERSONS CHARGED  
 UNDER ALL STATUTES

Judicial District County, or District	<u>1974/75</u>	<u>1975/76</u>	<u>1976/77</u>
<b>TOTAL ONTARIO</b>	<u>2631293</u>	<u>3146805</u>	<u>3832244</u>
Metropolitan Toronto	1321282 (1)	1754405	2311525
<b>REMAINDER OF ONTARIO</b>	<u>1310011 (r)</u>	<u>1392400 (r)</u>	<u>1520719</u>
<b>Central East Region</b>	<u>282238</u>	<u>291136</u>	<u>338833</u>
Durham	38768	52382	67312
Muskoka	8534	10042	22806
Northumberland	14731	18040	20154
Peel	53340	65078	73524
Peterborough	19131	21408	23567
Simcoe	44928	44877	50048
Victoria & Haliburton	8069	8407	9505
York (except Metro)	94737	70902	71917
<b>Central West Region</b>	<u>346094</u>	<u>391441</u>	<u>392201</u>
Brant	15471	19723	20125
Dufferin	4275	3148	3973
Haldimand	5475	5825	6617
Halton	33411	32411	39749
Hamilton - Wentworth	130672	157823	141551
Niagara North	31703	31191	31110
Niagara South	32940	36436	40107
Norfolk	7759	9445	9797
Waterloo	59259	67986	70504
Wellington	25129	27453	28668
<b>Eastern Region</b>	<u>299426 (r)</u>	<u>307485</u>	<u>356580</u>
Frontenac	29967	29274	35971
Hastings	17634	18307	21249
Lanark	6933	6445	7313
Leeds & Grenville	11538	12643	15177
Lennox & Addington	6661	6778	10715
Ottawa-Carleton	185031	192514	216679
Prescott & Russell	6901	6441	8011
Prince Edward	3234	3951	3820
Renfrew	10684	9704	11204
Stormont, Dundas & Glengarry	20843	21428	26441
<b>North Eastern Region</b>	<u>98725</u>	<u>97820</u>	<u>106525</u>
Algoma	22635	25227	22286
Cochrane	16462	15801	16169
Nipissing	16326	15470	17203
Parry Sound	4037	5592	7776
Sudbury & Manitoulin	32797	28695	36993
Temiskaming	6468	7035	6108
<b>North Western Region</b>	<u>15894</u>	<u>36450 (r)</u>	<u>51581</u>
Kenora	13413	10315 (2)	11612 (3)
Rainy River	2481	2434	952 (4)
Thunder Bay	..	23701 (5)	39017
<b>South Western Region</b>	<u>267634</u>	<u>268068</u>	<u>274989</u>
Bruce	8046	9247	9649
Elgin	16763	16836	18311
Essex	75438	71300	84670
Grey	13175	12704	11238
Huron	8407	8388	7963
Kent	19981	21241	24528
Lambton	22265	23060	26139
Middlesex	81435	78901	62227
Oxford	12752	15268	17586
Perth	9372	11123	12678

- NOTES: (1) Excludes data for April to June/74.  
 (2) Data for the court locations of Kenora and Red Lake are for April to August/75 only.  
 (3) Data for the court location of Red Lake is for April to September/76 only.  
 (4) Data is for April to July/76 only.  
 (5) Data for the months of September and October/75 are not available.

Source: Provincial Court (Criminal Division)  
 Statistical Report

TABLE V.2  
 PROVINCIAL COURT (CRIMINAL DIVISION)  
 ACTIVITY SUMMARY - ALL STATUTES

Judicial District County, or District	Charges Received			Charges Disposed <sup>(1)</sup>			Backlog As Of March 31/77
	1974/75	1975/76	1976/77	1974/75	1975/76	1976/77	
<b>TOTAL ONTARIO</b>	<b>3220703</b>	<b>3436658</b>	<b>4029846</b>	<b>3023094</b>	<b>2929243</b>	<b>3233958</b>	<b>2193743</b>
Metropolitan Toronto	4688861	1818938	2380818	1520732(r)	1393549	1622788	1981960
<b>REMAINDER OF ONTARIO</b>	<b>1531842</b>	<b>1617720(r)</b>	<b>1649028</b>	<b>1502362</b>	<b>1535694(r)</b>	<b>1611170</b>	<b>211783</b>
<b>Central East Region</b>	<b>325582</b>	<b>333312</b>	<b>356469</b>	<b>285818</b>	<b>279397</b>	<b>355584</b>	<b>48715</b>
Durham	42130 <sup>(2)</sup>	55716 <sup>(2)</sup>	68448	..	..	66711	8021
Muskoka	9382	10930	14980	9982	10294	14973	1400
Northumberland	16571	20159	21852	16361	20952	21996	2124
Peel	63595	74743	80567	63687	76383	81413	14105
Peterborough	27450	28785	27686	28735	26203	28733	3327
Simcoe	54257	54716	56455	54356	53455	55921	7304
Victoria & Haliburton	9958	10160	10687	9945	10061	10515	1519
York (except Metro)	102239	78103	75794	102752	82049	75322	10915
<b>Central West Region</b>	<b>405704</b>	<b>471766</b>	<b>440443</b>	<b>410524</b>	<b>470652</b>	<b>423555</b>	<b>58508</b>
Brant	18397	23245	22152	18746	21326	21232	3131
Dufferin	4670	3672	4276	4988	3833	4006	642
Haldimand	6195	6683	7015	6057	6684	7018	715
Halton	32252 <sup>(3)</sup>	34511 <sup>(3)</sup>	45350	29888 <sup>(3)</sup>	33372 <sup>(3)</sup>	44094	4787
Hamilton - Wentworth	160544	201400	163520	161934	200218	146851	27697
Niagara North	38611	37282	33516	40044	37068	33092	4183
Niagara South	36128	38774	42355	36141	39588	42531	3436
Norfolk	8402	10217	10659	9182	10636	10819	811
Waterloo	71799	83516	80437	73235	84352	81455	10467
Wellington	28706	32466	31163	30309	33575	32457	2639
<b>Eastern Region</b>	<b>361566</b>	<b>355676</b>	<b>379949</b>	<b>359294</b>	<b>320644</b>	<b>341226</b>	<b>56024</b>
Frontenac	37805	37167	37025	37110	37458	40790	2552
Hastings	20423	24342	28453	20780	22289	27229	3227
Lanark	8114	7551	8733	8266	7042	8499	751
Leeds & Grenville	13314	14642	16245	13357	13923	16162	978
Lennox & Addington	7205	7459	11391	7421	6957	11567	1335
Ottawa-Carleton	226979	217726	223077	224898	187841	182299	41603
Prescott & Russell	7505	7212	8901	7398	7181	8804	334
Prince Edward	3291	3966	3961	3371	4187	4071	338
Renfrew	12728	11490	12387	12737	11330	12121	1335
Stormont, Dundas & Glengarry	24202	24121	29776	23956	22436	29684	3571
<b>North Eastern Region</b>	<b>114675</b>	<b>114984</b>	<b>123080</b>	<b>118251</b>	<b>117721</b>	<b>122760</b>	<b>12551</b>
Algoma	27013	30455	25689	27914	31179	25732	2382
Cochrane	20450	19521	19831	21055	19765	20033	1502
Nipissing	18995	17467	19013	18847	18021	19391	3141
Parry Sound	4930	6678	8500	5138	6143	8185	1143
Sudbury & Manitoulin	35766	32549	42703	37843	34529	42085	3898
Temiskaming	7521	8314	7344	7454	8084	7334	485
<b>North Western Region</b>	<b>17398</b>	<b>41956<sup>(x)</sup></b>	<b>57154</b>	<b>17275</b>	<b>42326</b>	<b>57419</b>	<b>5770</b>
Kenora	14406	10733 <sup>(4)</sup>	13256 <sup>(5)</sup>	14279	11067 <sup>(4)</sup>	13381 <sup>(5)</sup>	945
Rainy River	2992	3113	1261 <sup>(6)</sup>	2996	3032	1183 <sup>(6)</sup>	..
Thunder Bay	..	28110 <sup>(7)</sup>	42637	..	28227 <sup>(7)</sup>	42855	4825
<b>South Western Region</b>	<b>306917</b>	<b>300026</b>	<b>291933</b>	<b>311200</b>	<b>304954</b>	<b>310626</b>	<b>30215</b>
Bruce	9106	10709	12332	9037	10366	12398	1205
Elgin	17000	17236	19008	17293	16480	19665	1626
Essex	94296	86370	86395	96696	92778	98222	9170
Grey	15477	15268	12943	15907	15436	13023	1106
Huron	9100	9454	8759	8885	9170	8844	732
Kent	22946	23990	26347	22887	22849	25531	1729
Lambton	26183	25927	28499	27055	25936	28606	3064
Middlesex	88069	82424	65742	86579	81896	68511	9763
Oxford	14403	16661	18389	14438	15948	18718	1820
Perth	10337 <sup>(8)</sup>	11987 <sup>(8)</sup>	13519 <sup>(8)</sup>	12423	14095	17108	.. <sup>(8)</sup>

- NOTES:
- (1) Includes in court dispositions and prepaid fines.
  - (2) Unadjusted for Bench Warrants and Reissued Summonses as information is unavailable.
  - (3) Data for CCC & NCA/FDA are not available.
  - (4) Data for the court locations of Kenora and Red Lake are for the period of April to August/75 only.
  - (5) Data for the court location of Red Lake is for the period of April to September/76 only.
  - (6) Data is for the period of April to July/76 only.
  - (7) Data for the months of Sept. & Oct./75 are not available.
  - (8) Charges Received data for Listowel is unavailable, therefore, the backlog cannot be calculated for the county.

Source: Provincial Court (Criminal Division)  
 Statistical Report

TABLE V.3  
PROVINCIAL COURT (CRIMINAL DIVISION)  
ACTIVITY SUMMARY - CCC

Judicial District County, or District	Charges Received			Charges Disposed <sup>(1)</sup>			Backlog As Of March 31/77
	1974/75	1975/76	1976/77	1974/75	1975/76	1976/77	
<b>TOTAL ONTARIO</b>	<b>255542</b>	<b>270138</b>	<b>299342</b>	<b>233074</b>	<b>251402</b>	<b>285093</b>	<b>82548</b>
Metropolitan Toronto	98457	93857	102785	83910(r)	88430	91738	34108
<b>REMAINDER OF ONTARIO</b>	<b>157085</b>	<b>176281(r)</b>	<b>196557</b>	<b>149164</b>	<b>162972(r)</b>	<b>193355</b>	<b>48440</b>
<b>Central East Region</b>	<b>39844</b>	<b>45347</b>	<b>46734</b>	<b>33215</b>	<b>35180</b>	<b>46969</b>	<b>13205</b>
Durham	4930 <sup>(2)</sup>	6749 <sup>(2)</sup>	7799	..	..	7096	1773
Muskoka	1461	1350	1452	1529	1329	1698	200
Northumberland	2892	2788	2817	2739	3144	2837	521
Peel	10959	12466	13182	10031	11501	12519	5087
Peterborough	3119	3876	4074	3094	3121	4354	843
Simcoe	8020	9040	8576	7477	8781	9305	2117
Victoria & Haliburton	1927	1908	2162	1917	1807	2006	467
York (except Metro)	6536	7170	6672	6428	5497	7154	2197
<b>Central West Region</b>	<b>40406</b>	<b>43096</b>	<b>53213</b>	<b>38461</b>	<b>40940</b>	<b>49325</b>	<b>16398</b>
Brant	2868	3187	3231	2732	3392	3245	666
Dufferin	628	685	746	766	790	649	218
Haldimand	950	1200	1094	909	1241	1076	293
Halton	..	..	5771	..	..	5269	1304
Hamilton - Wentworth	12965	13797	16006	11417	11648	13331	8265
Niagara North	4353	4513	5231	4511	4485	4893	1069
Niagara South	4994	4868	6003	4935	4891	5549	1192
Norfolk	1441	1613	1557	1731	2095	1558	256
Waterloo	10010	10673	10674	8951	9544	10875	2723
Wellington	2197	2560	2900	2509	2854	2880	412
<b>Eastern Region</b>	<b>22872</b>	<b>24880</b>	<b>27151</b>	<b>22865</b>	<b>23791</b>	<b>29453</b>	<b>5488</b>
Frontenac	2560	2305	2500	2277	2074	2761	462
Hastings	3408	3605	4168	3549	3444	4365	685
Lanark	1630	1969	2151	1743	1559	2006	261
Leeds & Grenville	2017	2342	1801	2001	2058	1922	214
Lennox & Addington	712	880	1087	795	771	1073	243
Ottawa-Carleton	5142	6011	7319	5463	6925	9335	1792
Prescott & Russell	1017	1048	1349	1012	1036	1243	71
Prince Edward	457	468	640	403	476	686	119
Renfrew	2334	2299	2154	2288	2112	2131	559
Stormont, Dundas & Glengarry	3595	3953	3982	3334	3336	3931	1082
<b>North Eastern Region</b>	<b>19302</b>	<b>20978</b>	<b>23000</b>	<b>20373</b>	<b>21726</b>	<b>22410</b>	<b>4499</b>
Algoma	4462	5407	6061	4779	5319	5538	1056
Cochrane	3122	3350	3458	3231	3642	3590	393
Nipissing	3222	3102	3167	3153	3047	3475	1060
Parry Sound	1022	1080	1120	959	937	1053	363
Sudbury & Manitoulin	6022	6213	7353	6824	7022	7018	1411
Temiskaming	1452	1826	1841	1427	1759	1736	216
<b>North Western Region</b>	<b>3398</b>	<b>7483(r)</b>	<b>10409</b>	<b>3131</b>	<b>7397(r)</b>	<b>9976</b>	<b>2286</b>
Kenora	2614	1993 <sup>(3)</sup>	2940 <sup>(4)</sup>	2328	1968 <sup>(3)</sup>	2924 <sup>(4)</sup>	414
Rainy River	784	893	398 <sup>(5)</sup>	803	810	434 <sup>(5)</sup>	..
Thunder Bay	..	4597 <sup>(6)</sup>	7071	..	4619 <sup>(6)</sup>	6618	1872
<b>South Western Region</b>	<b>31263</b>	<b>34497</b>	<b>36050</b>	<b>31119</b>	<b>33938</b>	<b>35222</b>	<b>6564</b>
Bruce	1562	1898	2208	1520	1819	2063	479
Elgin	1963	2095	1889	2022	1829	2003	469
Essex	7545	7878	9285	8023	8573	8740	1243
Groy	2139	2588	2332	2292	2581	2297	319
Huron	1121	1382	1104	933	1288	1100	169
Kent	3254	3507	3474	3013	3269	3382	345
Lambton	3507	3471	3652	3569	3636	3387	930
Middlesex	7345	8335	8638	6818	7588	8385	2148
Oxford	1697	2095	2200	1596	1806	2330	462
Perth	1130 <sup>(7)</sup>	1248 <sup>(7)</sup>	1268 <sup>(7)</sup>	1333	1549	1535	.. <sup>(7)</sup>

- NOTES:
- (1) Includes in court dispositions and prepaid fines.
  - (2) Unadjusted for Bench Warrants and Reissued Summonses as information is unavailable.
  - (3) Data for the court locations of Kenora and Red Lake are for the period of April to August/75 only.
  - (4) Data for the court location of Red Lake is for the period of April to September/76 only.
  - (5) Data is for the period of April to July/76 only.
  - (6) Data for the months of Sept. & Oct./75 are not available.
  - (7) Charges Received data for Listowel is unavailable, therefore, the backlog cannot be calculated for the county.

Source: Provincial Court (Criminal Division)  
Statistical Report

**TABLE V.4**  
**PROVINCIAL COURT (CRIMINAL DIVISION)**  
**ACTIVITY SUMMARY - NCA/FDA**

Judicial District County, or District	Charges Received			Charges Disposed			Backlog As Of March 31/77
	1974/75	1975/76	1976/77	1974/75	1975/76	1976/77	
<b>TOTAL ONTARIO</b>	<u>21990</u>	<u>21326</u>	<u>24617</u>	<u>21179</u>	<u>20469</u>	<u>24056</u>	<u>5816</u>
Metropolitan Toronto	8464	8368	7767	7168	7693	6726	2112
<b>REMAINDER OF ONTARIO</b>	<u>13526</u>	<u>12958(r)</u>	<u>16850</u>	<u>14011</u>	<u>12776(r)</u>	<u>17330</u>	<u>3704</u>
<b>Central East Region</b>	<u>3249</u>	<u>3280</u>	<u>3795</u>	<u>2691</u>	<u>2602</u>	<u>3936</u>	<u>939</u>
Durham	619(1)	790(1)	947	..	..	862	194
Muskoka	192	121	136	167	134	164	17
Northumberland	228	148	152	218	183	138	49
Peel	1057	983	1173	1065	1123	1354	296
Peterborough	156	167	152	153	124	199	51
Simcoe	506	463	576	547	441	524	148
Victoria & Haliburton	79	73	96	91	66	93	49
York (except Metro)	412	535	563	450	531	602	135
<b>Central West Region</b>	<u>4266</u>	<u>3522</u>	<u>6121</u>	<u>4682</u>	<u>3678</u>	<u>5955</u>	<u>1390</u>
Brant	196	246	175	212	200	182	35
Dufferin	77	42	56	50	56	64	17
Haldimand	61	26	37	52	32	39	9
Halton	..	..	872	..	..	779	236
Hamilton - Wentworth	2065	1684	2752	2153	1661	2558	695
Niagara North	256	176	194	328	178	197	30
Niagara South	399	325	393	420	315	464	97
Norfolk	117	53	34	163	50	48	10
Waterloo	867	752	1222	1041	864	1208	196
Wellington	228	218	386	263	322	416	65
<b>Eastern Region</b>	<u>945</u>	<u>1339</u>	<u>1566</u>	<u>1194</u>	<u>1406</u>	<u>1843</u>	<u>366</u>
Frontenac	70	134	124	78	113	129	29
Hastings	234	104	191	209	130	154	49
Lanark	48	66	100	61	59	74	44
Leeds & Grenville	106	188	93	100	175	120	6
Lennox & Addington	54	38	79	80	39	77	3
Ottawa-Carleton	158	434	646	381	590	916	141
Prescott & Russell	34	32	50	41	30	17	25
Prince Edward	9	5	16	8	9	21	-
Renfrew	110	183	98	124	151	128	24
Stormont, Dundas & Glengarry	122	155	169	112	110	207	45
<b>North Eastern Region</b>	<u>1443</u>	<u>1377</u>	<u>1470</u>	<u>1521</u>	<u>1368</u>	<u>1450</u>	<u>314</u>
Algoma	448	459	519	456	450	498	87
Cochrane	265	202	190	266	237	95	65
Nipissing	219	294	269	213	261	301	88
Parry Sound	34	46	28	39	34	35	5
Sudbury & Manitoulin	385	287	375	455	304	420	67
Temiskaming	92	89	89	92	82	101	2
<b>North Western Region</b>	<u>382</u>	<u>561(r)</u>	<u>725</u>	<u>373</u>	<u>572(r)</u>	<u>688</u>	<u>119</u>
Kenora	132	108(2)	144(3)	124	102(2)	138(3)	24
Rainy River	250	131	81(4)	249	125	59(4)	..
Thunder Bay	..	322(5)	500	..	345(5)	491	95
<b>South Western Region</b>	<u>3241</u>	<u>2879</u>	<u>3173</u>	<u>3550</u>	<u>3150</u>	<u>3458</u>	<u>576</u>
Bruce	57	101	145	39	71	160	22
Elgin	102	91	121	97	112	90	43
Essex	1236	900	972	1409	1095	1014	184
Grey	151	182	170	154	180	149	30
Huron	77	62	57	71	65	57	10
Kent	203	284	390	191	252	426	27
Lambton	364	460	506	462	502	573	92
Middlesex	777	562	629	825	603	716	152
Oxford	156	92	126	170	115	140	16
Perth	118(6)	145(6)	57(6)	132	155	133	..(6)

- NOTES:
- (1) Unadjusted for Bench Warrants and Reissued Summonses as information is unavailable.
  - (2) Data for the court locations of Kenora and Red Lake cover the period of April to August/75 only.
  - (3) Data for the court location of Red Lake covers the period of April to September/75 only.
  - (4) Data is available for the period of April to July/76 only.
  - (5) Data for the months of Sept. and Oct./76 are not available.
  - (6) Charges Received information is not available for the court location of Listowel, therefore, the backlog could not be calculated.

Source: Provincial Court (Criminal Division)  
Statistical Report

TABLE V.5  
PROVINCIAL COURT (CRIMINAL DIVISION)  
ACTIVITY SUMMARY - LCA/LLA

Judicial District County, or District	Charges Received			Charges Disposed <sup>(1)</sup>			Backlog As Of March 31/77
	1974/75	1975/76	1976/77	1974/75	1975/76	1976/77	
	<b>TOTAL ONTARIO</b>	<b>135710</b>	<b>126370</b>	<b>94813</b>	<b>134933</b>	<b>128003</b>	
Metropolitan Toronto	35069	31909	22026	34185	32155	22116	1333
<b>REMAINDER OF ONTARIO</b>	<b>100641</b>	<b>94461<sup>(r)</sup></b>	<b>72787</b>	<b>100748</b>	<b>95848<sup>(r)</sup></b>	<b>75504</b>	<b>5377</b>
<b>Central East Region</b>	<b>21355</b>	<b>18977</b>	<b>12832</b>	<b>18336</b>	<b>16788</b>	<b>12570</b>	<b>1285</b>
Durham	3618 <sup>(2)</sup>	3123 <sup>(2)</sup>	2535	..	..	2405	249
Muskoka	1354	1131	415 <sup>(3)</sup>	1515	1198	513 <sup>(3)</sup>	74
Northumberland	2002	1903	1455	2045	2022	1494	131
Peel	3398	3316	2084	3454	3543	1969	160
Peterborough	1560	1327	1206	1975	1486	1262	85
Simcoe	5283	4559	2695	5328	4840	2640	359
Victoria & Haliburton	1795	1514	1340	1795	1512	1282	150
York (except Metro)	2345	2104	1102	2224	2187	1005	77
<b>Central West Region</b>	<b>21001</b>	<b>20166</b>	<b>12915</b>	<b>21771</b>	<b>20801</b>	<b>14016</b>	<b>968</b>
Brant	1308	1328	677	1512	1434	727	35
Dufferin	721	610	263	732	667	269	40
Haldimand	763	654	501	759	679	570	44
Halton	2308	2654	1822	2209	2552	1867	171
Hamilton - Wentworth	5487	4913	2699	5677	4872	2837	87
Niagara North	1849	1718	1161	1981	1724	1229	143
Niagara South	1686	1721	1077	1676	1709	1107	49
Norfolk	1088	1123	932	1151	1169	877	96
Waterloo	3755	3346	2683	3844	3671	2957	272
Wellington	2036	2099	1100	2230	2324	1576	31
<b>Eastern Region</b>	<b>16589</b>	<b>15156</b>	<b>11982</b>	<b>17291</b>	<b>15891</b>	<b>13045</b>	<b>809</b>
Frontenac	2249	2212	1351	2285	2254	1905	127
Hastings	2710	2231	1580	2719	2272	1610	143
Lanark	1855	1476	993	1873	1485	1016	62
Leeds & Grenville	1448	1532	1244	1497	1526	1183	85
Lennox & Addington	1132	966	1000	1123	1032	983	96
Ottawa-Carleton	2942	3160	3015 <sup>(4)</sup>	3443	3628	3550	.. <sup>(4)</sup>
Prescott & Russell	198	179	97	184	196	97	5
Prince Edward	440	451	425	527	509	415	31
Renfrew	1483	1276	955	1490	1330	960	62
Stormont, Dundas & Glengarry	2132	1673	1323	2150	1659	1326	198
<b>North Eastern Region</b>	<b>9230</b>	<b>8428</b>	<b>7044</b>	<b>10215</b>	<b>9864</b>	<b>7171</b>	<b>396</b>
Algoma	1889	1649	1656	1941	1741	1505	183
Cochrane	2178	2079	1380	2229	2168	3169	59
Nipissing	1712	1446	1003	1864	1577	1331	..
Parry Sound	419	605	444	428	634	451	22
Sudbury & Manitoulin	2132	1673	1984	2836	2764	1934	110
Temiskaming	900	976	577	917	980	581	22
<b>North Western Region</b>	<b>7835</b>	<b>8146<sup>(r)</sup></b>	<b>9017</b>	<b>8100</b>	<b>8199<sup>(r)</sup></b>	<b>9123</b>	<b>362</b>
Kenora	7320	4650 <sup>(5)</sup>	4450 <sup>(6)</sup>	7569	4627 <sup>(5)</sup>	4540 <sup>(6)</sup>	134
Rainy River	515	430	80 <sup>(7)</sup>	531	433	83 <sup>(7)</sup>	..
Thunder Bay	..	3066 <sup>(8)</sup>	4487	..	3139 <sup>(8)</sup>	4500	228
<b>South Western Region</b>	<b>24631</b>	<b>23588</b>	<b>18997</b>	<b>25035</b>	<b>24305</b>	<b>19579</b>	<b>1557</b>
Bruce	1403	1536	1696	1426	1492	1677	126
Elgin	1784	1749	1598	1775	1690	1493	167
Essex	1962	1802	1368	2174	2010	1623	86
Grey	2630	2293	1111	2678	2300	1082	97
Huron	2004	1573	1044	1953	1627	1106	94
Kent	2390	2473	2278	2269	2482	2135	120
Lambton	3540	3278	3051	3629	3411	2954	332
Middlesex	5724	5276	3664	5602	5462	3819	320
Oxford	2040	2443	2223	2078	2376	2298	215
Perth	1154 <sup>(9)</sup>	1165 <sup>(9)</sup>	964 <sup>(9)</sup>	1451	1455	1392	.. <sup>(9)</sup>

- NOTES: (1) Includes in court dispositions and prepaid fines.  
(2) Unadjusted for Bench Warrants and Reissued Summonses as information is unavailable.  
(3) Charges laid under the Liquor License Act were reported under "Other Statutes".  
(4) Some LCA/LLA charges received were reported under "Other Statutes". Therefore, backlog cannot be calculated.  
(5) Data for the court locations of Kenora and Red Lake are for the period of April to August/75 only.  
(6) Data for the court location of Red Lake is for the period of April to September/76 only.  
(7) Data is for the period of April to July/76 only.  
(8) Data for the months of September/75 and October/75 are not available.  
(9) Charges Received data for Listowel is unavailable, therefore, the backlog cannot be calculated for the county.

Source: Provincial Court (Criminal Division)  
Statistical Report



TABLE V.6  
PROVINCIAL COURT (CRIMINAL DIVISION)  
ACTIVITY SUMMARY - HTA

Judicial District County, or District	Charges Received			Charges Disposed <sup>(1)</sup>			Backlog As Of March 31/77
	1974/75	1975/76	1976/77	1974/75	1975/76	1976/77	
<b>TOTAL ONTARIO</b>	<b>1325278</b>	<b>1324312</b>	<b>1491039</b>	<b>1362930</b>	<b>1277682</b>	<b>1449704</b>	<b>287964</b>
Metropolitan Toronto	594135	595319	690246	639869	570883	640311	224498
<b>REMAINDER OF ONTARIO</b>	<b>731143</b>	<b>728993<sup>(2)</sup></b>	<b>800793</b>	<b>723061</b>	<b>706799</b>	<b>809393</b>	<b>63466</b>
<b>Central East Region</b>	<b>198044</b>	<b>196854</b>	<b>218409</b>	<b>176348</b>	<b>167288</b>	<b>217339</b>	<b>22495</b>
Durham	25887 <sup>(2)</sup>	35765 <sup>(2)</sup>	45331	..	..	44435	3868
Muskoka	4892	6523	10535	5274	6002	10377	867
Northumberland	10141	13129	14978	10003	13656	14903	1170
Peel	30500	36807	38270	31506	37500	39394	5069
Peterborough	9857	11776	12227	10177	11928	12289	816
Simcoe	29739	28577	30810	30689	28609	30652	2737
Victoria & Haliburton	4522	4587	5318	4483	4982	5346	616
York (except Metro)	82506	59420	60940	84216	64611	59943	7352
<b>Central West Region</b>	<b>189944</b>	<b>188756</b>	<b>190226</b>	<b>195485</b>	<b>193419</b>	<b>191713</b>	<b>14515</b>
Brant	10737	14204	14449	11119	13245	14272	1416
Dufferin	2578	1815	2693	2736	1808	2531	289
Haldimand	4127	4293	4784	4035	4256	4745	297
Halton	21679	23669	29242	20337	23077	28740	2140
Hamilton - Wentworth	56599	51649	47701	60797	54154	48554	3820
Niagara North	20378	17458	15864	20707	17821	15905	1728
Niagara South	20697	21625	22205	20713	22145	22284	1319
Norfolk	4087	4883	5324	4407	4751	5490	323
Waterloo	34694	34880	33373	35713	37655	34241	2369
Wellington	14368	14280	14591	14921	14507	14951	814
<b>Eastern Region</b>	<b>126380</b>	<b>125230</b>	<b>143499</b>	<b>129729</b>	<b>122827</b>	<b>146473</b>	<b>8983</b>
Frontenac	15686	12847	15581	15294	13571	17807	455
Hastings	9431	12669	14530	9436	11843	15175	653
Lanark	3590	3190	4115	3584	3201	4083	213
Leeds & Grenville	8085	8614	11094	8153	8245	10860	506
Lennox & Addington	4904	4911	8572	4974	4577	8730	926
Ottawa-Carleton	56460	55146	54357	59908	54307	54826	3693
Prescott & Russell	5778	5445	7007	5743	5390	7046	216
Prince Edward	1753	2344	2105	1740	2408	2008	102
Renfrew	6222	5399	6124	6217	5399	5957	456
Stormont, Dundas & Glengarry	14471	14665	20014	14680	13886	19981	1763
<b>North Eastern Region</b>	<b>56840</b>	<b>54234</b>	<b>67612</b>	<b>57622</b>	<b>55136</b>	<b>66846</b>	<b>4648</b>
Algoma	10463	12078	12518	10809	12734	12255	828
Cochrane	8261	7135	8562	8416	7247	8441	498
Nipissing	9191	7813	10484	9066	8156	10154	1054
Parry Sound	2058	3445	5775	2251	3122	5616	541
Sudbury & Manitoulin	23762	20279	26894	23984	20576	26917	1609
Temiskaming	3105	3484	3379	3096	3301	3463	118
<b>North Western Region</b>	<b>3748</b>	<b>16891<sup>(2)</sup></b>	<b>24971</b>	<b>3637</b>	<b>17189<sup>(2)</sup></b>	<b>25371</b>	<b>1515</b>
Kenora	3012	2586 <sup>(3)</sup>	3446 <sup>(4)</sup>	2856	2798 <sup>(3)</sup>	3464 <sup>(4)</sup>	155
Rainy River	736	741	363 <sup>(5)</sup>	781	789	321 <sup>(5)</sup>	..
Thunder Bay	..	13564 <sup>(6)</sup>	21162	..	13602 <sup>(6)</sup>	21586	1360
<b>South Western Region</b>	<b>156187</b>	<b>147028</b>	<b>156076</b>	<b>160240</b>	<b>150940</b>	<b>161651</b>	<b>11310</b>
Bruce	5373	6136	6806	5393	6070	6926	399
Elgin	9745	9698	11694	10061	10075	12328	542
Essex	35552	31666	34659	36499	33397	36081	2271
Grey	7464	6956	6195	7741	7042	6135	399
Huron	5425	5745	5877	5454	5580	5801	399
Kent	12756	12613	15822	12904	12251	15232	767
Lambton	15496	15175	17543	15931	14895	17779	1208
Middlesex	50761	42487	37857	51303	43996	39524	4493
Oxford	8237	9931	11226	8215	9571	11408	832
Perth	5378 <sup>(7)</sup>	6621 <sup>(7)</sup>	8397 <sup>(7)</sup>	6739	8063	10437	.. <sup>(7)</sup>

- NOTES: (1) Includes in court dispositions and prepaid fines.  
(2) Unadjusted for Bench Warrants and Reissued Summonses as information is unavailable.  
(3) Data for the court locations of Kenora and Red Lake are for the period of April to August/75 only.  
(4) Data for the court location of Red Lake is for the period of April to September/76 only.  
(5) Data is for the period of April to July/76 only.  
(6) Data for the months of Sept./75 and Oct./75 are not available.  
(7) Charges Received data for Listowel is unavailable, therefore, the backlog cannot be calculated for the county.

Source: Provincial Court (Criminal Division)  
Statistical Report




TABLE V.7  
 PROVINCIAL COURT (CRIMINAL DIVISION)  
 ACTIVITY SUMMARY - OTHER STATUTES (1)

Judicial District County, or District	Charges Received			Charges Disposed (2)			Backlog As Of March 31/77
	1974/75	1975/76	1976/77	1974/75	1975/76	1976/77	
TOTAL ONTARIO	1482183	1694512	2120035	1270978	1251687	1377485	1810705
Metropolitan Toronto	952736	1089485	1557994	755600	694388	861897	1719909
REMAINDER OF ONTARIO	529447	605027 (r)	562041	515378	557299 (r)	515588	90796
Central East Region	63090	68854	74699	55228	57539	74770	10791
Durham	7076 (3)	9289 (3)	11836	..	..	11913	1937
Muskoka	1483	1805	2442	1497	1631	2221	242
Northumberland	1308	2191	2450	1356	1947	2624	253
Peel	17681	21171	25858	17631	22716	26177	3493
Peterborough	12758	11639	10027	13336	9544	10629	1532
Simcoe	10907	12077	13798	10315	10784	12800	1943
Victoria & Haliburton	1635	1808	1771	1659	1694	1788	237
York (except Metro)	10440	8874	6517	9434	9223	6618	1154
Central West Region	150087	216226	177968	150125	211814	162546	25237
Brant	3288	4280	3620	3171	3055	2806	979
Dufferin	666	520	518	704	512	493	78
Haldimand	294	510	599	302	476	588	72
Halton	8265	8188	7643	7342	7743	7439	936
Hamilton - Wentworth	83428	129357	94362	81890	127883	79571	14830
Niagara North	11775	13417	11066	12517	12860	10868	1213
Niagara South	8352	10235	12677	8397	10528	13127	779
Norfolk	1669	2545	2812	1730	2571	2846	126
Waterloo	22473	33865	32485	23686	32618	32174	4907
Wellington	9877	13309	12186	10386	13568	12634	1317
Eastern Region	194780	189071	195751	188215	156729	150412	40378
Frontenac	17240	19669	17469	17176	19446	18188	1079
Hastings	4640	5733	7984	4867	4600	5925	1697
Lanark	991	850	1374	1005	738	1320	171
Leeds & Grenville	1658	1966	2013	1606	1919	2077	167
Lennox & Addington	403	664	653	449	538	704	67
Ottawa-Carleton	162277	152975	157740	155703	122391	113672	35977
Prescott & Russell	478	508	399	418	529	401	17
Prince Edward	632	698	775	693	785	941	86
Renfrew	2579	2333	3056	2618	2338	2945	234
Stormont, Dundas & Glengarry	3882	3675	4288	3680	3445	4239	483
North Eastern Region	27860	29967	23954	28520	29627	24883	2694
Algoma	9751	10862	4935	9929	10935	5936	228
Cochrane	6624	6755	6241	6913	6471	6538	487
Nipissing	4651	4812	4090	4551	4980	4130	939
Parry Sound	1397	1502	1133	1461	1416	1030	212
Sudbury & Manitoulin	3465	4097	6097	3744	3863	5796	701
Temiskaming	1972	1939	1458	1922	1962	1453	127
North Western Region	2035	8875 (r)	12032	2034	8969 (r)	12261	1488
Kenora	1328	1396 (4)	2276 (5)	1402	1572 (4)	2315 (5)	218
Rainy River	707	918	339 (6)	632	875	286 (6)	..
Thunder Bay	..	6561 (7)	9417	..	6522 (7)	9660	1270
South Western Region	91595	92034	77637	91256	92621	90716	10208
Bruce	711	1038	1477	659	914	1572	179
Elgin	3406	3603	3706	3338	2774	3751	405
Essex	48001	44124	40111	48591	47703	50764	5386
Grey	3093	3249	3135	3042	3333	3360	261
Huron	473	692	677	474	610	780	60
Kent	4343	5113	4383	4510	4595	4356	470
Lambton	3276	3543	3747	3464	3492	3913	502
Middlesex	23462	25764	14954	22031	24247	16067	2650
Oxford	2273	2100	2614	2379	2080	2542	295
Perth	2557 (8)	2808 (8)	2833 (8)	2768	2873	3611	.. (R)

- NOTES:
- (1) Includes Other Provincial and Other Federal Statutes and Municipal Bylaws.
  - (2) Includes in court dispositions and prepaid fines.
  - (3) Unadjusted for Bench Warrants and Reissued Summonses as data is unavailable.
  - (4) Data for the court locations of Kenora and Red Lake are for the period of April/75 to August/75 only.
  - (5) Data for the court location of Red Lake is for the period of April/76 to September/76 only.
  - (6) Data is for the period of April to July/76 only.
  - (7) Data is unavailable for the months of Sept./75 and Oct./75.
  - (8) Charges Received data for Listowel is unavailable, therefore, the backlog cannot be calculated for the county.

Source: Provincial Court (Criminal Division)  
 Statistical Report

TABLE V.8  
 PROVINCIAL COURT (CRIMINAL DIVISION)  
 FINAL DISPOSITION OF CHARGES  
 ALL STATUTES

County/District

	In Court			Prepaid Fines		
	1974/75	1975/76	1976/77	1974/75	1975/76	1976/77
<b>TOTAL ONTARIO</b>	<b>1746372</b>	<b>1730121</b>	<b>1741187</b>	<b>1276722</b>	<b>1199122</b>	<b>1492771</b>
Metropolitan Toronto	895732 (r)	850054	894360	625000	543495	728428
Remainder of Ontario	850640	880067 (r)	846827	651722	655627 (r)	764343
<b>Central West Region</b>	<b>172900</b>	<b>172382</b>	<b>200744</b>	<b>112918</b>	<b>107015</b>	<b>154840</b>
<b>DURHAM</b>	<b>..</b>	<b>..</b>	<b>33358 (1)</b>	<b>..</b>	<b>..</b>	<b>33353</b>
Oshawa	..	..	13924	..	..	..
Whitby	..	..	222	..	..	..
Ajax	..	..	10606	..	..	..
Port Perry	..	..	644	..	..	..
<b>MUSKOKA</b>	<b>6192</b>	<b>5902</b>	<b>7737</b>	<b>3790</b>	<b>4392</b>	<b>7236</b>
Bracebridge	4513	3729	3855	3034	3315	4355
Huntsville	1679	2173	2821	756	1077	2414
Port Severn (2)	#	#	304	#	#	226
Bala (3)	#	#	757	#	#	241
<b>NORTHUMBERLAND</b>	<b>10063</b>	<b>11626</b>	<b>11653</b>	<b>6298</b>	<b>9326</b>	<b>10343</b>
Port Hope	1185	1464	1802	915	1012	1748
Cobourg	3079	2999	2758	1703	2680	1935
Brighton	1500	1608	1958	1001	1057	1431
Campbellford	786	1091	1088	410	755	774
Bowmanville	3513	4464	4047	2269	3822	4455
<b>PEEL</b>	<b>46070</b>	<b>54732</b>	<b>56935</b>	<b>17617</b>	<b>21651</b>	<b>24478</b>
Brampton						
<b>PETERBOROUGH</b>	<b>18755</b>	<b>16075</b>	<b>15415</b>	<b>9980</b>	<b>10128</b>	<b>13318</b>
Peterborough						
<b>SIMCOE</b>	<b>32300</b>	<b>32062</b>	<b>30647</b>	<b>22657</b>	<b>21393</b>	<b>25274</b>
Barrie	11081	11138	9716	7423	7208	8058
Alliston	2391	2723	3085	1417	1117	1696
Bradford	3014	3867	3351	2279	3145	3153
Collingwood	2444	1767	2564	1398	1503	2814
Elmvale	1362	1419	1509	657	637	720
Wasaga Beach	829	601	460	446	297	405
Orillia	5367	5263	6080	4901	4348	5899
Penetang	3350	3285	2866	2024	2115	2340
Midland	621	282	664	19	45	40
Brechin(4)	1841	1717	352	992	976	149
<b>VICTORIA &amp; HALIBURTON</b>	<b>5914</b>	<b>5618</b>	<b>5696</b>	<b>4031</b>	<b>4443</b>	<b>4819</b>
Lindsay	4841	4614	4631	3347	3763	4175
Minden	1073	1004	1065	684	680	644
<b>YORK</b>	<b>53606</b>	<b>46367</b>	<b>39303</b>	<b>49146</b>	<b>35682</b>	<b>36019</b>
Newmarket	5055	4502	6261	207	7	15
Aurora	35406	34466	23284	42396	31731	29229
Richmond Hill	13145	7429	9758	6543	3943	6775
<b>Central West Region</b>	<b>233974</b>	<b>280762</b>	<b>233288</b>	<b>176550</b>	<b>189890</b>	<b>190267</b>
<b>BRANT</b>	<b>10947</b>	<b>11310</b>	<b>10871</b>	<b>7799</b>	<b>10016</b>	<b>10361</b>
Brantford						
<b>DUPFERIN</b>	<b>2675</b>	<b>2340</b>	<b>1931</b>	<b>2313</b>	<b>1493</b>	<b>2075</b>
Orangeville						
<b>HALDIMAND</b>	<b>3119</b>	<b>3764</b>	<b>3525</b>	<b>2938</b>	<b>2920</b>	<b>3493</b>
Cayuga						
<b>HALTON</b>	<b>15925 (1)</b>	<b>18562 (1)</b>	<b>25944 (5)</b>	<b>13963</b>	<b>14810</b>	<b>18150</b>
Oakville	6192	7090	8680	6387	5900	7230
Burlington	5183	5610	8225	3222	3944	5008
Milton	3231	3943	6221	3383	3351	4209
Georgetown	1319	1919	1289	971	1615	1703
<b>HAMILTON-WENTWORTH</b>	<b>99354</b>	<b>132254</b>	<b>85045</b>	<b>62580</b>	<b>67964</b>	<b>61806</b>
Hamilton						

Source: Provincial Court  
 (Criminal Division)  
 Statistical Report

NOTES: (1) CCC and NCA/FDA data are available on county basis only.  
 (2) New court location effective May/76.  
 (3) New court location effective June/76.  
 (4) Ceased as a court location August/76.  
 (5) Data for the period of April to June/76 under the CCC and NCA/FDA statutes are available on a county basis only.

TABLE V.8  
 PROVINCIAL COURT (CRIMINAL DIVISION)  
 FINAL DISPOSITION OF CHARGES  
 ALL STATUTES

County/District	In Court			Prepaid Fines		
	1974/75	1975/76	1976/77	1974/75	1975/76	1976/77
<u>NIAGARA NORTH</u>	<u>23009</u>	<u>21099</u>	<u>18072</u>	<u>17035</u>	<u>15969</u>	<u>15020</u>
St. Catharines	21674	19823	17017	14599	13976	14600
Lincoln	1059	819	749	1822	1156	296
Smithville	276	457	306	614	837	124
<u>NIAGARA SOUTH</u>	<u>19730</u>	<u>21781</u>	<u>23066</u>	<u>16411</u>	<u>17807</u>	<u>19465</u>
Niagara Falls	8974	9553	12214	6886	7059	8362
Fort Erie	2961	3149	1893	1846	2104	1917
Welland	5400	6557	7197	5941	6318	7069
Allanburg/Thorold	866	823	689	641	815	915
Port Colborne	1529	1699	1073	1097	1511	1202
<u>NORFOLK</u>	<u>5619</u>	<u>6376</u>	<u>6111</u>	<u>3563</u>	<u>4260</u>	<u>4708</u>
Simcoe	5439	6376	6111	3264	4260	4708
Delhi (1)	180	#	#	299	#	#
<u>WATERLOO</u>	<u>39584</u>	<u>46996</u>	<u>44855</u>	<u>33651</u>	<u>37356</u>	<u>36500</u>
Kitchener	24818	28949	28811	19578	22294	22604
Cambridge	6857	10495	9062	8312	9967	9152
Waterloo	7909	7552	7082	5761	5095	4744
<u>WELLINGTON</u>	<u>14012</u>	<u>16280</u>	<u>13768</u>	<u>16297</u>	<u>17295</u>	<u>18689</u>
Guelph	12096	14330	12016	14059	15122	15991
Fergus	314	305	394	323	380	618
Mt. Forest	987	504	481	1095	834	1290
Harriston	615	577	442	820	883	597
Palmerston (2)	#	564	435	#	76	193
<u>Eastern Region</u>	<u>185835</u>	<u>162886</u>	<u>157794</u>	<u>173459</u>	<u>157758</u>	<u>183432</u>
<u>FRONTENAC</u>	<u>20763</u>	<u>20920</u>	<u>19701</u>	<u>16347</u>	<u>16538</u>	<u>21089</u>
Kingston	19955	19997	18470	15377	15443	19128
Sharbot Lake	808	923	1231	970	1095	1961
<u>HASTINGS</u>	<u>11284</u>	<u>11068</u>	<u>12875</u>	<u>9496</u>	<u>11221</u>	<u>14354</u>
Belleville	6361	6238	7654	6553	7308	9061
Madoc	1800	1833	1985	1010	1595	2444
Bancroft	956	783	1206	705	964	1228
Trenton	2167	2214	2030	1228	1354	1621
<u>LANARK</u>	<u>5002</u>	<u>4373</u>	<u>4891</u>	<u>3264</u>	<u>2669</u>	<u>3608</u>
Smith Falls	1371	1102	1328	572	436	564
Perth	2951	2737	2926	2364	1969	2726
Almonte	208	202	234	156	102	153
Carleton Place	472	332	403	172	162	165
<u>LEEDS &amp; GRENVILLE</u>	<u>7120</u>	<u>7614</u>	<u>8000</u>	<u>6237</u>	<u>6309</u>	<u>8162</u>
Brockville	4939	5273	5604	4233	4578	5818
Gananoque	2181	2341	2396	2004	1731	2344
<u>LENNOX &amp; ADDINGTON</u>	<u>3807</u>	<u>3646</u>	<u>5443</u>	<u>3614</u>	<u>3311</u>	<u>6124</u>
Napanee	3489	3352	5142	3395	3019	5705
Kaladar	318	294	301	219	292	419
<u>OTTAWA-CARLETON</u>	<u>112023</u>	<u>90577</u>	<u>78771</u>	<u>112875</u>	<u>97264</u>	<u>103528</u>
Ottawa						
<u>PRESCOTT &amp; RUSSELL</u>	<u>3844</u>	<u>4047</u>	<u>4364</u>	<u>3554</u>	<u>3134</u>	<u>4440</u>
L'Orignal	1906	2048	1847	1807	1798	1937
Hawkesbury	562	547	466	295	271	169
Rockland Court	1310	1399	1911	1409	1032	2161
Embrum	66	53	140	43	33	173
<u>PRINCE EDWARD</u>	<u>1734</u>	<u>2053</u>	<u>2295</u>	<u>1637</u>	<u>2134</u>	<u>1776</u>
Picton						
<u>RENFREW</u>	<u>7538</u>	<u>6506</u>	<u>6679</u>	<u>5199</u>	<u>4824</u>	<u>5442</u>
Pembroke	3266	2538	2775	2470	2072	2742
Renfrew	1563	1427	1130	983	1164	979
Deep River	391	427	462	436	470	446
Arnprior	935	670	786	499	262	374
Killaloe	1383	1444	1098	811	856	545
Whitney (3)	#	#	428	#	#	356

NOTES: (1) No longer a court location.  
 (2) New court location effective May/75.  
 (3) New court location effective April/76.

Source: Provincial Court  
 (Criminal Division)  
 Statistical Report

TABLE V.8  
 PROVINCIAL COURT (CRIMINAL DIVISION)  
 FINAL DISPOSITION OF CHARGES  
 ALL STATUTES

County/District

	In Court			Prepaid Fines		
	1974/75	1975/76	1976/77	1974/75	1975/76	1976/77
<b>STORMONT, DUNDAS &amp; GLENGARRY</b>	<b>12720</b>	<b>12082</b>	<b>14775</b>	<b>11236</b>	<b>10354</b>	<b>14909</b>
Cornwall	4156	4161	5608	4258	3701	5494
Alexandria	2564	2657	2977	2117	2651	3245
Morrisburg	1690	1531	1959	1666	1391	2052
Kemptville	1153	852	1009	642	415	918
Winchester	311	390	442	219	203	337
Prescott	2846	2491	2780	2334	1993	2863
<b>North Eastern Region</b>	<b>73135</b>	<b>72925</b>	<b>70646</b>	<b>45116</b>	<b>44796</b>	<b>52114</b>
<b>ALGOMA</b>	<b>16065</b>	<b>17021</b>	<b>14142</b>	<b>11849</b>	<b>13358</b>	<b>11590</b>
Bruce Mines	409	272	178	265	202	164
Thessalon	607	395	295	312	368	279
Blind River	1034	1291	1258	730	1023	1028
Elliot Lake	502	594	956	351	427	677
Sault Ste. Marie	12043	13763	13037	9563	10766	8610
Wawa	1470	1506	1418	628	572	832
<b>COCHRANE</b>	<b>12924</b>	<b>12281</b>	<b>11294</b>	<b>8131</b>	<b>7484</b>	<b>8739</b>
Cochrane	1116	1083	793	662	509	473
Kapuskasung	1719	1999	1917	639	614	685
Hearst	1510	1287	1381	386	409	293
Moosonee	292	400	248	34	62	3
Smooth Rock Falls	218	196	232	64	96	149
Hornpayne	165	177	147	6	21	14
Fort Albany	62	78	236	-	-	-
Attawapiskat	40	70	138	-	-	1
Timmins	6484	6152	5400	5507	5184	6202
Matheson	604	401	429	566	422	636
Iroquois Falls	714	438	373	267	167	283
<b>NIPISSING</b>	<b>10710</b>	<b>10609</b>	<b>10133</b>	<b>8137</b>	<b>7412</b>	<b>9258</b>
North Bay	8242	8247	7225	6083	5678	6492
Sturgeon Falls	1385	1422	1656	852	861	1005
Mattawa	373	352	308	238	170	150
Powassan	710	588	944	964	703	1611
<b>PARRY SOUND</b>	<b>3359</b>	<b>3682</b>	<b>4354</b>	<b>1779</b>	<b>2461</b>	<b>3831</b>
Parry Sound	2688	..	..	1510	..	..
Burks Falls	671	..	..	269	..	..
<b>SUDBURY &amp; MANITOULIN</b>	<b>25555</b>	<b>23507</b>	<b>26390</b>	<b>12288</b>	<b>11022</b>	<b>15695</b>
Sudbury	22947	20307	23340	11144	9685	14221
Wiwewikong	536	907	768	83	118	119
Gore Bay	931	1010	1045	226	378	346
Little Current	63	107	167	96	149	255
Espanola	1078	1176	1070	739	692	754
<b>TEMISKAMING</b>	<b>4522</b>	<b>5025</b>	<b>4333</b>	<b>2932</b>	<b>3059</b>	<b>3001</b>
Haileybury	1352	1466	1520	1116	941	1082
Foleyet	191	184	172	83	67	112
Gogama	197	258	204	192	175	231
Chapleau	933	996	773	-	-	-
Temagami	308	343	223	205	277	195
Kirkland Lake	1541	1778	1441	1336	1599	1381
<b>North Western Region</b>	<b>14221</b>	<b>24794</b>	<b>31785</b>	<b>3054</b>	<b>17532(r)</b>	<b>25634</b>
<b>KENORA</b>	<b>11981</b>	<b>8733</b>	<b>10444</b>	<b>2298</b>	<b>2334</b>	<b>2937</b>
Kenora	5256	2948(1)	4673	854	643(1)	1233
Dryden	1973	3077	3034	995	1283	1223
Ignace	244	251	430	78	167	228
Red Lake	2963	1287(1)	1167(2)	243	77(1)	43(2)
Sioux Lookout	1545	1170	1140	128	164	210
<b>RAINY RIVER</b>	<b>2240</b>	<b>2288</b>	<b>941(3)</b>	<b>756</b>	<b>744</b>	<b>242(3)</b>
Fort Frances	1856	1735	631	571	557	201
Atikokan	384	553	310	185	187	41

NOTES: (1) Data available for the period of April/75 to August/75 only.  
 (2) Data available for the period of April/76 to September/76 only.  
 (3) Data available for the period of April/76 to July/76 only.

Source: Provincial Court  
 (Criminal Division)  
 Statistical Report

TABLE V.8  
 PROVINCIAL COURT (CRIMINAL DIVISION)  
 FINAL DISPOSITION OF CHARGES  
 ALL STATUTES

County/District

	In Court			Prepaid Fines		
	1974/75	1975/76	1976/77	1974/75	1975/76	1976/77
<b>THUNDER BAY</b>	..	13773 <sup>(1)</sup>	20400	..	14454 <sup>(1)</sup>	22455
Thunder Bay	..	..	16222	..	..	19340
Nipigon	..	..	1164	..	..	1278
Geraldton	..	..	344	..	..	468
Longlac	..	..	562	..	..	224
Beardmore	..	..	121	..	..	34
Schreiber	..	..	271	..	..	259
Terrace Bay	..	..	186	..	..	136
Manitouwadge	..	..	147	..	..	114
Marathon	..	..	515	..	..	563
Armstrong	..	..	227	..	..	29
Fort Hope	..	..	96	..	..	10
Lansdown House	..	..	45	..	..	-
<b>South Western Region</b>	<b>170575</b>	<b>166318</b>	<b>152570</b>	<b>140625</b>	<b>138636</b>	<b>158056</b>
<b>BRUCE</b>	<b>5688</b>	<b>6289</b>	<b>6129</b>	<b>5160</b>	<b>5863</b>	<b>6269</b>
Walkerton	1618	1881	1731	1566	1885	2317
Kincardine	958	1084	1310	883	1127	1281
Hanover	1102	1359	1446	1135	1411	1401
Markdale	755	772	836	1020	847	810
Southampton	1255	1193	806	556	593	460
<b>ELGIN</b>	<b>8645</b>	<b>7514</b>	<b>8267</b>	<b>8648</b>	<b>8966</b>	<b>11398</b>
St. Thomas	5860	4953	5847	5415	5508	7389
Aylmer	1005	909	880	1062	1059	1511
Dutton	1780	1652	1540	2171	2399	2498
<b>ESSEX</b>	<b>57892</b>	<b>54472</b>	<b>48979</b>	<b>38804</b>	<b>38306</b>	<b>49243</b>
Windsor	56225	52849	47399	37213	36707	47174
Leamington	1667	1623	1580	1591	1599	2069
<b>GREY</b>	<b>7931</b>	<b>7433</b>	<b>6541</b>	<b>6165</b>	<b>6217</b>	<b>6482</b>
Owen Sound	5397	5231	4667	4643	4691	4695
Meaford	983	1021	814	647	834	899
Warton	1551	1181	1060	875	692	888
<b>HURON</b>	<b>4676</b>	<b>4544</b>	<b>3843</b>	<b>4209</b>	<b>4626</b>	<b>5001</b>
Goderich	2329	2177	1505	1887	2017	1782
Clinton	256	172	173	138	67	185
Exeter	1111	1185	1190	1254	1474	1784
Wingham	782	817	795	675	899	1017
Seaforth	198	193	180	255	169	233
<b>KENT</b>	<b>11426</b>	<b>11448</b>	<b>11183</b>	<b>11461</b>	<b>11401</b>	<b>14348</b>
Chatham	9768	10070	9814	9538	9803	12499
Wallaceburg	1658	1378	1369	1923	1598	1849
<b>LAMBTON</b>	<b>14907</b>	<b>14987</b>	<b>14477</b>	<b>12148</b>	<b>10949</b>	<b>14129</b>
Sarnia	11408	12322	12027	9212	8719	10820
Grand Bend (2)	#	#	#	#	#	#
Petrolia	739	998	679	622	775	901
Sombra (3)	806	#	#	752	#	#
Forest	1954	1667	1771	1562	1455	2408
<b>MIDDLESEX</b>	<b>44791</b>	<b>44033</b>	<b>36064</b>	<b>51788</b>	<b>37863</b>	<b>32447</b>
London	43210	42286	34668	39274	35277	29712
Strathroy	1135	1195	1029	2042	1967	2203
Glencoe	446	552	367	472	619	532
<b>OXFORD</b>	<b>7625</b>	<b>8005</b>	<b>8763</b>	<b>6813</b>	<b>7943</b>	<b>9955</b>
Woodstock	5332	5113	5861	5075	5099	6820
Tillsonburg	1675	2265	2186	1428	2512	2649
Ingersoll	618	627	716	310	332	486
<b>PERTH</b>	<b>6994</b>	<b>7593</b>	<b>8324</b>	<b>5429</b>	<b>6502</b>	<b>8784</b>
Stratford	5045	5149	5768	3336	6482	8751
Listowel	1949	2444	2556	93	20	33
<b>METRO TORONTO</b>	<b>872574</b>	<b>850054</b>	<b>894360</b>	<b>627000</b>	<b>543495</b>	<b>728428</b>
Old City Hall	437504	537087	588813	382664	340997	472274
York	86675	83044	81088	42274	41850	52097
Scarborough	94987	67622	70220	51692	44339	60057
Lambton Mills	115762	70417	68329	63713	54509	68255
Willowdale	37952	17604	16661	19812	1089	1128
North York	92526	66587	1259	64845	60711	74617

Source: Provincial Court  
 (Criminal Division)  
 Statistical Report

NOTES: (1) Data for the months of Sept./75 and Oct./75 not available.  
 (2) Data included with Sarnia.  
 (3) Ceased as a court location January/75.

TABLE V.9  
 PROVINCIAL COURT (CRIMINAL DIVISION)  
 FINAL DISPOSITION OF CHARGES  
 CCC AND NCA/FDA

County/District

	CCC Disposed <sup>(1)</sup>			NCA/FDA Disposed		
	1974/75	1975/76	1976/77	1974/75	1975/76	1976/77
<u>TOTAL ONTARIO</u>	<u>233074</u>	<u>251402</u>	<u>285093</u>	<u>21179</u>	<u>20469</u>	<u>24056</u>
Metropolitan Toronto	83910(r)	88430	91738	7168	7693	6726
Remainder of Ontario	149164	162972(r)	193355	14011	12776(r)	17330
<u>Central West Region</u>	<u>33215</u>	<u>35180</u>	<u>46969</u>	<u>2691</u>	<u>2602</u>	<u>3936</u>
<u>DURHAM</u>	<u>..</u>	<u>..</u>	<u>7096</u>	<u>..</u>	<u>..</u>	<u>862</u>
Oshawa	..	..	..	..	..	..
Whitby	..	..	..	..	..	..
Ajax	..	..	..	..	..	..
Port Perry	..	..	..	..	..	..
<u>MUSKOKA</u>	<u>1529</u>	<u>1329</u>	<u>1698</u>	<u>167</u>	<u>134</u>	<u>164</u>
Bracebridge	1061	882	932	167	126	120
Huntsville	468	447	658	-	8	40
Port Severn (2)	#	#	108	#	#	4
Bala (3)	#	#	-	#	#	-
<u>NORTHUMBERLAND</u>	<u>2739</u>	<u>3144</u>	<u>2837</u>	<u>218</u>	<u>183</u>	<u>138</u>
Port Hope	411	439	476	29	38	11
Cobourg	970	894	899	64	22	48
Brighton	445	464	433	42	4	9
Campbellford	193	334	243	1	24	18
Bowmanville	720	1013	786	82	95	52
<u>PEEL</u>	<u>10031</u>	<u>11501</u>	<u>12519</u>	<u>1065</u>	<u>1123</u>	<u>1354</u>
Brampton						
<u>PETERBOROUGH</u>	<u>30*</u>	<u>3121</u>	<u>4354</u>	<u>153</u>	<u>124</u>	<u>199</u>
Peterborough						
<u>SIMCOE</u>	<u>7477</u>	<u>8781</u>	<u>9305</u>	<u>547</u>	<u>441</u>	<u>524</u>
Barrie	2228	2921	2622	131	138	186
Alliston	675	918	1143	30	50	62
Bradford	364	487	455	128	63	106
Collingwood	609	396	712	36	18	32
Elmvale	370	389	412	21	26	16
Wasaga Beach	106	99	129	28	21	9
Orillia	1335	1814	2045	78	67	62
Penetang	840	1011	1042	22	31	28
Midland	446	199	576	31	19	23
Brechin (4)	504	547	169	42	8	-
<u>VICTORIA &amp; HALIBURTON</u>	<u>1917</u>	<u>1807</u>	<u>2006</u>	<u>91</u>	<u>66</u>	<u>93</u>
Lindsay	1549	1386	1547	88	54	80
Minden	368	421	459	3	12	13
<u>YORK</u>	<u>6428</u>	<u>5497</u>	<u>7154</u>	<u>450</u>	<u>531</u>	<u>602</u>
Newmarket	3435	3621	5079	444	531	602
Aurora	-	-	-	-	-	-
Richmond Hill	2993	1876	2075	6	-	-
<u>Central West Region</u>	<u>38461</u>	<u>40940</u>	<u>49325</u>	<u>4682</u>	<u>3678</u>	<u>5955</u>
<u>BRANT</u>	<u>2732</u>	<u>3392</u>	<u>3245</u>	<u>212</u>	<u>200</u>	<u>182</u>
Brantford						
<u>DUFFERIN</u>	<u>766</u>	<u>790</u>	<u>649</u>	<u>50</u>	<u>56</u>	<u>64</u>
Orangeville						
<u>HALDIMAND</u>	<u>909</u>	<u>1241</u>	<u>1076</u>	<u>52</u>	<u>32</u>	<u>39</u>
Cayuga						
<u>HALTON</u>	<u>..</u>	<u>..</u>	<u>5269<sup>(5)</sup></u>	<u>..</u>	<u>..</u>	<u>779<sup>(5)</sup></u>
Oakville	..	..	1225	..	..	221
Burlington	..	..	1419	..	..	223
Milton	..	..	1306	..	..	125
Georgetown	..	..	-	..	..	-
<u>HAMILTON-WENTWORTH</u>	<u>11417</u>	<u>11648</u>	<u>13331</u>	<u>2153</u>	<u>1661</u>	<u>2558</u>
Hamilton						

## NOTES:

- (1) "CCC Disposed" includes prepaid fines
- (2) New court location effective May/76.
- (3) New court location effective June/76.
- (4) Ceased as a court location August/76.
- (5) Data for the period of April to June/76 under the CCC & NCA/FDA statutes are available on a county basis only.

Source: Provincial Court  
 (Criminal Division)  
 Statistical Report



TABLE V.9  
 PROVINCIAL COURT (CRIMINAL DIVISION)  
 FINAL DISPOSITION OF CHARGES  
 CCC AND NCA/FDA

County/District

	CCC Disposed <sup>(1)</sup>			NCA/FDA Disposed		
	1974/75	1975/76	1976/77	1974/75	1975/76	1976/77
<u>NIAGARA NORTH</u>	<u>4511</u>	<u>4485</u>	<u>4893</u>	<u>328</u>	<u>178</u>	<u>197</u>
St. Catharines	4511	4485	4893	328	178	197
Lincoln	-	-	-	-	-	-
Smithville	-	-	-	-	-	-
<u>NIAGARA SOUTH</u>	<u>4935</u>	<u>4891</u>	<u>5549</u> <sup>(2)</sup>	<u>420</u>	<u>315</u>	<u>464</u> <sup>(2)</sup>
Niagara Falls	1998	1954	3037	269	144	331
Fort Erie	724	593	163	71	62	7
Welland	1439	1578	2217	48	59	107
Allanburg/Thorold	230	227	38	16	12	13
Port Colborne	544	539	94	16	38	6
<u>NORFOLK</u>	<u>1731</u>	<u>2095</u>	<u>1558</u>	<u>163</u>	<u>50</u>	<u>48</u>
Simcoe	1687	2095	1558	153	50	48
Delhi <sup>(3)</sup>	44	#	#	10	#	#
<u>WATERLOO</u>	<u>8951</u>	<u>9544</u>	<u>10875</u>	<u>1041</u>	<u>864</u>	<u>1208</u>
Kitchener	5609	5847	6649	48	56	24
Cambridge	2020	2508	3034	1	-	-
Waterloo	1322	1189	1192	992	808	1184
<u>WELLINGTON</u>	<u>2509</u>	<u>2854</u>	<u>2880</u> <sup>(4)</sup>	<u>263</u>	<u>322</u>	<u>416</u> <sup>(4)</sup>
Guelph	2143	2494	2754	263	322	416
Fergus	53	11	-	-	-	-
Mt. Forest	194	17	-	-	-	-
Harriston	119	20	-	-	-	-
Palmerston <sup>(5)</sup>	#	312	126	#	-	-
<u>Eastern Region</u>	<u>22865</u>	<u>23791</u>	<u>29453</u>	<u>1194</u>	<u>1406</u>	<u>1843</u>
<u>FRONTENAC</u>	<u>2277</u>	<u>2074</u>	<u>2761</u>	<u>78</u>	<u>113</u>	<u>129</u>
Kingston	2101	1889	2506	78	113	129
Sharbot Lake	176	185	255	-	-	-
<u>HASTINGS</u>	<u>3549</u>	<u>3444</u>	<u>4365</u>	<u>209</u>	<u>130</u>	<u>154</u>
Belleville	1850	1842	2473	91	60	76
Madoc	758	656	623	12	10	27
Bancroft	354	220	542	15	4	20
Trenton	587	726	727	91	56	31
<u>LANARK</u>	<u>1743</u>	<u>1559</u>	<u>2006</u>	<u>61</u>	<u>59</u>	<u>74</u>
Smith Falls	525	624	630	32	29	21
Perth	955	757	1112	24	25	40
Almonte	40	56	73	1	3	5
Carleton Place	223	122	191	4	2	8
<u>LEEDS &amp; GRENVILLE</u>	<u>2001</u>	<u>2058</u>	<u>1922</u>	<u>100</u>	<u>175</u>	<u>120</u>
Brockville	1582	1585	1376	88	116	66
Gananoque	419	473	546	12	59	54
<u>LENNOX &amp; ADDINGTON</u>	<u>795</u>	<u>771</u>	<u>1073</u>	<u>80</u>	<u>39</u>	<u>77</u>
Napanee	723	712	981	76	33	76
Kaladar	72	59	92	4	6	1
<u>OTTAWA-CARLETON</u>	<u>5463</u>	<u>6925</u>	<u>9335</u>	<u>381</u>	<u>590</u>	<u>916</u>
Ottawa						
<u>PRESCOTT &amp; RUSSELL</u>	<u>1012</u>	<u>1036</u>	<u>1243</u>	<u>41</u>	<u>30</u>	<u>17</u>
L'Original	552	562	632	23	18	13
Hawkesbury	174	159	202	9	8	1
Rockland Court	282	315	409	9	4	3
Embrum	4	-	-	-	-	-
<u>PRINCE EDWARD</u>	<u>403</u>	<u>476</u>	<u>686</u>	<u>8</u>	<u>9</u>	<u>21</u>
Picton						
<u>RENFREW</u>	<u>2288</u>	<u>2112</u>	<u>2131</u>	<u>124</u>	<u>151</u>	<u>128</u>
Pembroke	1172	1048	970	83	75	64
Renfrew	465	375	385	16	49	28
Deep River	91	116	163	18	10	8
Arnprior	124	109	220	1	15	9
Killaloe	436	464	351	6	2	16
Whitney <sup>(6)</sup>	#	#	42	#	#	3

NOTES:

- (1) "CCC Disposed" includes prepaid fines
- (2) CCC and NCA/FDA data are reported under the court locations of Niagara Falls and Welland for the period of July/76 to March/77.
- (3) No longer a court location.
- (4) CCC and NCA/FDA data are reported under the court location of Guelph for the period of July/76 to March/77.
- (5) New court location effective May/75.
- (6) New court location effective April/76.

Source: Provincial Court  
 (Criminal Division)  
 Statistical Report

TABLE V.9  
 PROVINCIAL COURT (CRIMINAL DIVISION)  
 FINAL DISPOSITION OF CHARGES  
 CCC AND NCA/FDA

County/District

	CCC Disposed <sup>(1)</sup>			NCA/FDA Disposed		
	1974/75	1975/76	1976/77	1974/75	1975/76	1976/77
<u>STORMONT, DUNDAS &amp; GLENGARRY</u>	<u>3334</u>	<u>3336</u>	<u>3931</u>	<u>112</u>	<u>110</u>	<u>207</u>
Cornwall	1540	1707	2012	63	74	100
Alexandria	551	408	629	11	3	7
Morrisburg	219	349	387	23	6	39
Kemptville	347	199	204	1	9	7
Winchester	111	144	151	1	12	13
Prescott	566	529	548	13	6	41
<u>North Eastern Region</u>	<u>20373</u>	<u>21726</u>	<u>22410</u>	<u>1521</u>	<u>1368</u>	<u>1450</u>
<u>ALGOMA</u>	<u>4779</u>	<u>5319</u>	<u>5538</u>	<u>456</u>	<u>450</u>	<u>498</u>
Bruce Mines	259	142	97	2	5	8
Thessalon	289	130	130	8	17	3
Blind River	421	497	496	16	32	31
Elliot Lake	260	266	461	30	18	24
Sault Ste. Marie	3217	3834	4032	371	362	417
Wawa	333	450	322	29	16	15
<u>COCHRANE</u>	<u>3231</u>	<u>3642</u>	<u>3590</u>	<u>266</u>	<u>237</u>	<u>95</u>
Cochrane	293	331	237	38	28	1
Kapuskasing	520	585	648	76	59	29
Hearst	496	399	538	1	37	4
Moosonee	131	146	185	-	-	-
Smooth Rock Falls	71	67	68	35	4	1
Hornpayne	36	41	33	-	-	2
Fort Albany	57	65	65	-	-	-
Attawapiskat	33	55	55	-	-	-
Timmins	1360	1682	1502	114	107	56
Matheson	92	83	88	-	-	-
Iroquois Falls	142	188	171	2	2	2
<u>NIPISSING</u>	<u>3153</u>	<u>3047</u>	<u>3475</u>	<u>213</u>	<u>261</u>	<u>301</u>
North Bay	2319	2283	2563	193	214	248
Sturgeon Falls	562	496	642	13	38	42
Mattawa	126	131	132	3	4	1
Powassan	146	137	138	4	5	10
<u>PARRY SOUND</u>	<u>959</u>	<u>937</u>	<u>1053</u>	<u>39</u>	<u>34</u>	<u>35</u>
Parry Sound	650	..	..	32	..	..
Burks Falls	309	..	..	7	..	..
<u>SUDBURY &amp; MANITOULIN</u>	<u>6824</u>	<u>7022</u>	<u>7018</u>	<u>455</u>	<u>304</u>	<u>420</u>
Sudbury	5727	5867	5894	449	252	371
Wikwemikong	262	330	286	-	6	8
Gore Bay	413	401	505	-	5	26
Little Current	-	-	-	-	-	-
Espanola	422	424	339	6	41	15
<u>TEMISKAMING</u>	<u>1427</u>	<u>1759</u>	<u>1736</u>	<u>92</u>	<u>82</u>	<u>101</u>
Hailebury	558	576	726	48	52	58
Foleyet	63	92	70	-	3	3
Gogama	30	64	51	1	-	-
Chapleau	181	261	208	10	5	8
Temagami	109	117	69	5	9	5
Kirkland Lake	486	649	612	28	13	27
<u>North Western Region</u>	<u>3131</u>	<u>7397(r)</u>	<u>9976</u>	<u>373</u>	<u>572(r)</u>	<u>688</u>
<u>KENORA</u>	<u>2328</u>	<u>1968</u>	<u>2924</u>	<u>124</u>	<u>102</u>	<u>138</u>
Kenora	1128	569(2)	1169	64	43(2)	30
Dryden	589	989	1046	51	53	57
Ignace	73	49	123	4	-	21
Red Lake	357	195(2)	298(3)	2	5(2)	17(3)
Sloux Lookout	181	166	288	3	1	13
<u>RAINY RIVER</u>	<u>803</u>	<u>810</u>	<u>434(4)</u>	<u>249</u>	<u>125</u>	<u>59(4)</u>
Fort Frances	648	612	263	247	111	57
Likokan	155	198	171	2	14	2

## NOTES:

- (1) "CCC Disposed" includes prepaid fines.  
 (2) Data available for the period of April/75 to August/75.  
 (3) Data available for the period of April/76 to Sept./76 only.  
 (4) Data available for the period of April/76 to July/76 only.

Source: Provincial Court  
 (Criminal Division)  
 Statistical Report

TABLE V.9  
 PROVINCIAL COURT (CRIMINAL DIVISION)  
 FINAL DISPOSITION OF CHARGES  
 CCC AND NCA/FDA

County/District

	CCC Disposed (1)			NCA/FDA Disposed		
	1974/75	1975/76	1976/77	1974/75	1975/76	1976/77
<u>THUNDER BAY</u>	..	4619 (2)	6618	..	345 (2)	491
Thunder Bay	..	..	5240	..	..	413
Nipigon	..	..	371	..	..	39
Geraldton	..	..	285	..	..	9
Longlac	..	..	185	..	..	7
Beardmore	..	..	56	..	..	2
Schreiber	..	..	64	..	..	5
Terrace Bay	..	..	69	..	..	3
Manitouwadge	..	..	62	..	..	10
Marathon	..	..	137	..	..	2
Armstrong	..	..	94	..	..	1
Fort Hope	..	..	29	..	..	-
Lansdown House	..	..	31	..	..	-
<u>South Western Region</u>	<u>31119</u>	<u>33938</u>	<u>35222</u>	<u>3550</u>	<u>3150</u>	<u>3458</u>
<u>BRUCE</u>	<u>1738</u>	<u>2236</u>	<u>2063</u>	<u>72</u>	<u>102</u>	<u>160</u>
Walkerton	741	824	639	16	29	52
Kincardine	243	221	291	15	22	43
Hanover	298	490	523	6	16	32
Markdale	238	284	277	2	4	11
Southampton	218	417	333	33	31	22
<u>ELGIN</u>	<u>2022</u>	<u>1829</u>	<u>2003</u>	<u>97</u>	<u>112</u>	<u>90</u>
St. Thomas	1931	1754	1993	86	104	88
Aylmer	89	73	1	11	8	-
Dutton	2	2	9	-	-	2
<u>ESSEX</u>	<u>8023</u>	<u>8573</u>	<u>8740</u>	<u>1409</u>	<u>1095</u>	<u>1014</u>
Windsor	7651	8181	8289	1405	1093	1006
Leamington	372	392	451	4	2	8
<u>GREY</u>	<u>2074</u>	<u>2164</u>	<u>2297</u>	<u>121</u>	<u>149</u>	<u>149</u>
Owen Sound	1365	1605	1574	78	68	76
Meaford	210	227	285	11	17	18
Wiaraton	499	332	438	32	64	55
<u>HURON</u>	<u>933</u>	<u>1288</u>	<u>1100</u>	<u>71</u>	<u>65</u>	<u>57</u>
Goderich	508	678	520	56	34	34
Clinton	37	44	37	3	5	1
Exeter	240	276	262	12	26	21
Wingham	129	242	222	-	-	1
Seaforth	19	48	59	-	-	-
<u>KENT</u>	<u>3013</u>	<u>3269</u>	<u>3382</u>	<u>191</u>	<u>252</u>	<u>426</u>
Chatham	2724	3233	3224	191	252	426
Wallaceburg	289	36	158	-	-	-
<u>LAMBTON</u>	<u>3569</u>	<u>3636</u>	<u>3387</u>	<u>462</u>	<u>502</u>	<u>573</u>
Sarnia	2766	3034	2966	462	500	572
Grand Bend (3)	#	#	#	#	#	#
Petrolia	172	223	154	-	2	1
Sombra (4)	175	#	#	-	#	#
Forest	456	379	267	-	-	-
<u>MIDDLESEX</u>	<u>6818</u>	<u>7588</u>	<u>8385</u>	<u>825</u>	<u>603</u>	<u>716</u>
London	6818	7587	8385	825	603	716
Strathroy	-	-	-	-	-	-
Glencoe	-	1	-	-	-	-
<u>OXFORD</u>	<u>1596</u>	<u>1806</u>	<u>2330</u>	<u>170</u>	<u>115</u>	<u>140</u>
Woodstock	1026	1073	1480	113	76	100
Tillsonburg	411	552	605	50	28	25
Ingersoll	159	181	245	7	11	15
<u>PERTH</u>	<u>1333</u>	<u>1549</u>	<u>1535</u>	<u>132</u>	<u>155</u>	<u>133</u>
Stratford	1181	1309	1266	120	132	89
Listowel	152	240	269	12	23	44
<u>METRO TORONTO</u>	<u>83910 (5)</u>	<u>88430</u>	<u>91738</u>	<u>7168</u>	<u>7693</u>	<u>6726</u>
Old City Hall	34326	52202	52954	..	..	6693
York	7388	12689	13081	..	..	-
Scarborough	5714	6134	7520	..	..	-
Lambton Mills	6253	7076	7575	..	..	5
Willowdale	7071	13029	10608	..	..	12
North York	-	-	-	..	..	16

- NOTES:
- (1) "CCC Disposed" includes prepaid fines.
  - (2) Data for the months of Sept./75 and Oct./75 are not available.
  - (3) Data included with Sarnia.
  - (4) Ceased as a court location January/75.
  - (5) Data for the April-June/74 quarter is not available on a court location basis. Court office figures cover July/74 to March/75.

Source: Provincial Court  
 (Criminal Division)  
 Statistical Report

TABLE V.10  
PROVINCIAL COURT (CRIMINAL DIVISION)  
FINAL DISPOSITION OF CHARGES  
LCA/LLA

County/District	In Court			Prepaid Fines		
	1974/75	1975/76	1976/77	1974/75	1975/76	1976/77
<u>TOTAL ONTARIO</u>	<u>100797</u>	<u>94643</u>	<u>70845</u>	<u>34136</u>	<u>33360</u>	<u>26775</u>
Metropolitan Toronto	29251	28420	19053	4934	3735	3063
<u>Remainder of Ontario</u>	<u>71546</u>	<u>66223(r)</u>	<u>51792</u>	<u>29202</u>	<u>29625(x)</u>	<u>23712</u>
<u>Central East Region</u>	<u>12696</u>	<u>11795</u>	<u>8785</u>	<u>5640</u>	<u>4993</u>	<u>3785</u>
<u>DURHAM</u>	<u>..</u>	<u>..</u>	<u>1795</u>	<u>..</u>	<u>..</u>	<u>610</u>
Oshawa	..	..	842	..	..	..
Whitby	..	..	67	..	..	..
Ajax	..	..	832	..	..	..
Port Perry	..	..	54	..	..	..
<u>MUSKOKA</u>	<u>989</u>	<u>786</u>	<u>336(1)</u>	<u>526</u>	<u>412</u>	<u>177(1)</u>
Bracebridge	692	490	116	410	322	92
Huntsville	297	296	111	116	90	77
Port Severn(2)	#	#	17	#	#	1
Bala(3)	#	#	92	#	#	7
<u>NORTHUMBERLAND</u>	<u>1319</u>	<u>1330</u>	<u>1018</u>	<u>726</u>	<u>692</u>	<u>476</u>
Port Hope	175	232	124	100	120	59
Cobourg	321	366	283	171	232	140
Brighton	198	201	165	128	93	77
Campbellford	214	188	156	110	84	53
Bowmanville	411	343	290	217	163	147
<u>PEEL</u>	<u>2494</u>	<u>2601</u>	<u>1509</u>	<u>960</u>	<u>942</u>	<u>460</u>
Brampton						
<u>PETERBOROUGH</u>	<u>1703</u>	<u>1206</u>	<u>938</u>	<u>272</u>	<u>280</u>	<u>324</u>
Peterborough						
<u>SIMCOE</u>	<u>3475</u>	<u>3316</u>	<u>1682</u>	<u>1853</u>	<u>1524</u>	<u>958</u>
Barrie	817	692	370	355	283	157
Alliston	431	566	381	284	291	245
Bradford	251	237	175	136	87	78
Collingwood	175	276	85	168	142	90
Elmvale	171	173	93	93	72	54
Wasaga Beach	316	228	60	145	79	29
Orillia	536	426	260	311	235	138
Penetang	346	433	216	204	180	158
Midland	87	21	5	11	5	-
Brechin(4)	345	264	37	146	150	9
<u>VICTORIA &amp; HALIBURTON</u>	<u>1054</u>	<u>861</u>	<u>774</u>	<u>741</u>	<u>651</u>	<u>508</u>
Lindsay	871	740	678	568	544	439
Minden	183	121	96	173	107	69
<u>YORK</u>	<u>1662</u>	<u>1695</u>	<u>733</u>	<u>562</u>	<u>492</u>	<u>272</u>
Newmarket	470	116	67	112	7	2
Aurora	858	1362	519	380	439	226
Richmond Hill	334	217	147	70	46	44
<u>Central West Region</u>	<u>15767</u>	<u>14834</u>	<u>10055</u>	<u>6004</u>	<u>5967</u>	<u>3961</u>
<u>BRANT</u>	<u>1140</u>	<u>1082</u>	<u>558</u>	<u>372</u>	<u>352</u>	<u>169</u>
Brantford						
<u>DUFFERIN</u>	<u>430</u>	<u>399</u>	<u>174</u>	<u>302</u>	<u>268</u>	<u>95</u>
Orangeville						
<u>HALDIMAND</u>	<u>458</u>	<u>427</u>	<u>377</u>	<u>301</u>	<u>252</u>	<u>193</u>
Cayuga						
<u>HALTON</u>	<u>1638</u>	<u>2021</u>	<u>1535</u>	<u>571</u>	<u>531</u>	<u>332</u>
Oakville	318	426	391	125	113	81
Burlington	499	631	617	141	171	86
Milton	537	497	354	233	162	120
Georgetown	284	467	173	72	85	45
<u>HAMILTON-WENTWORTH</u>	<u>4971</u>	<u>4146</u>	<u>2465</u>	<u>706</u>	<u>726</u>	<u>372</u>
Hamilton						

NOTES: (1) Charges laid under LCA/LLA were incorrectly reported under "Other Statutes".  
 (2) New court location effective May/76.  
 (3) New court location effective June/76.  
 (4) Ceased as a court location August/76.

Source: Provincial Court  
 (Criminal Division)  
 Statistical Report

TABLE V.10  
 PROVINCIAL COURT (CRIMINAL DIVISION)  
 FINAL DISPOSITION OF CHARGES  
 LCA/LLA

County/District	In Court			Prepaid Fines		
	1974/75	1975/76	1976/77	1974/75	1975/76	1976/77
<u>NIAGARA NORTH</u>	<u>1772</u>	<u>1237</u>	<u>802</u>	<u>209</u>	<u>487</u>	<u>427</u>
St. Catharines	1715	1166	754	186	424	426
Lincoln	38	38	24	16	26	1
Smithville	19	33	24	7	37	-
<u>NIAGARA SOUTH</u>	<u>1144</u>	<u>1120</u>	<u>689</u>	<u>532</u>	<u>589</u>	<u>418</u>
Niagara Falls	584	318	326	252	214	231
Port Erie	244	440	146	62	133	54
Welland	144	177	148	94	115	82
Allanburg/Thorold	83	90	26	56	42	13
Port Colborne	89	95	43	68	85	38
<u>NORFOLK</u>	<u>582</u>	<u>676</u>	<u>534</u>	<u>569</u>	<u>493</u>	<u>343</u>
Simcoe	522	676	534	478	493	343
Delhi(1)	60	#	#	91	#	#
<u>WATERLOO</u>	<u>2403</u>	<u>2428</u>	<u>2084</u>	<u>1441</u>	<u>1243</u>	<u>873</u>
Kitchener	1393	1329	1348	912	670	462
Cambridge	737	786	569	442	488	354
Waterloo	273	313	167	87	85	57
<u>WELLINGTON</u>	<u>1229</u>	<u>1298</u>	<u>837</u>	<u>1001</u>	<u>1026</u>	<u>739</u>
Guelph	872	904	542	794	778	498
Fergus	26	18	16	23	40	25
Mt. Forest	214	154	114	108	104	135
Harriston	117	139	94	76	91	46
Palmerston(2)	#	83	71	#	13	35
<u>Eastern Region</u>	<u>11852</u>	<u>10859</u>	<u>9020</u>	<u>5439</u>	<u>5032</u>	<u>4025</u>
<u>FRONTENAC</u>	<u>1863</u>	<u>1796</u>	<u>1504</u>	<u>422</u>	<u>458</u>	<u>401</u>
Kingston	1754	1668	1388	316	332	313
Sharbot Lake	109	128	116	106	126	88
<u>HASTINGS</u>	<u>1688</u>	<u>1369</u>	<u>943</u>	<u>1031</u>	<u>903</u>	<u>667</u>
Belleville	967	708	480	456	349	291
Madoc	312	309	224	278	299	218
Bancroft	171	141	99	152	164	80
Trenton	238	211	140	145	91	78
<u>LANARK</u>	<u>1069</u>	<u>913</u>	<u>596</u>	<u>804</u>	<u>572</u>	<u>420</u>
Smith Falls	270	190	103	141	91	44
Perth	695	612	388	578	425	310
Almonte	41	56	60	47	31	47
Carleton Place	63	55	45	38	25	19
<u>LEEDS &amp; GRENVILLE</u>	<u>856</u>	<u>847</u>	<u>714</u>	<u>641</u>	<u>679</u>	<u>469</u>
Brockville	567	532	508	398	431	313
Gananoque	289	315	206	243	248	156
<u>LENOX &amp; ADDINGTON</u>	<u>647</u>	<u>569</u>	<u>552</u>	<u>476</u>	<u>463</u>	<u>431</u>
Napanee	549	490	516	403	377	408
Kaladar	98	79	36	73	86	23
<u>OTTAWA-CARLETON</u>	<u>3033</u>	<u>3075</u>	<u>2977</u>	<u>410</u>	<u>553</u>	<u>573</u>
Ottawa						
<u>PRESCOTT &amp; RUSSELL</u>	<u>136</u>	<u>145</u>	<u>72</u>	<u>48</u>	<u>51</u>	<u>25</u>
L'Orignal	44	71	27	16	26	5
Hawkesbury	6	16	6	2	5	4
Rockland Court	79	52	35	25	16	15
Embrum	7	6	4	5	4	1
<u>PRINCE EDWARD</u>	<u>286</u>	<u>285</u>	<u>279</u>	<u>241</u>	<u>224</u>	<u>136</u>
Picton						
<u>RENFREW</u>	<u>1059</u>	<u>908</u>	<u>626</u>	<u>431</u>	<u>422</u>	<u>334</u>
Pembroke	330	225	125	113	94	73
Renfrew	217	205	103	136	144	80
Deep River	38	32	14	26	22	15
Arnprior	149	106	90	30	31	32
Killaloe	325	340	229	126	131	93
Whitney(3)	#	#	65	#	#	41

NOTES: (1) No longer a court location.  
 (2) New court location effective May/75.  
 (3) New court location effective April/76.

Source: Provincial Court  
 (Criminal Division)  
 Statistical Report

TABLE V.10  
 PROVINCIAL COURT (CRIMINAL DIVISION)  
 FINAL DISPOSITION OF CHARGES  
 LCA/LLA

County/District

	In Court			Prepaid Fines		
	1974/75	1975/76	1976/77	1974/75	1975/76	1976/77
<u>STORMONT, DUNDAS &amp; GLENGARRY</u>	<u>1215</u>	<u>952</u>	<u>757</u>	<u>935</u>	<u>707</u>	<u>569</u>
Cornwall	180	122	123	167	153	66
Alexandria	108	106	88	69	67	56
Morrisburg	352	210	180	340	172	167
Kemptville	171	115	74	64	62	43
Winchester	68	54	32	52	39	33
Prescott	336	345	260	243	214	204
<u>North Eastern Region</u>	<u>7442</u>	<u>7097</u>	<u>5174</u>	<u>2773</u>	<u>2767</u>	<u>1997</u>
<u>ALGOMA</u>	<u>1238</u>	<u>1064</u>	<u>867</u>	<u>703</u>	<u>677</u>	<u>638</u>
Bruce Mines	23	24	12	68	48	19
Thessalon	77	56	21	61	49	25
Blind River	151	155	114	93	100	67
Elliott Lake	57	71	56	35	71	65
Sault Ste. Marie	730	584	536	372	352	396
Wawa	200	174	128	74	57	66
<u>COCHRANE</u>	<u>1613</u>	<u>1561</u>	<u>949</u>	<u>616</u>	<u>607</u>	<u>420</u>
Cochrane	289	319	165	109	53	40
Kapusking	178	184	135	52	56	35
Hearst	320	205	190	83	75	34
Moosonee	160	254	36	32	62	-
Smooth Rock Falls	11	15	9	10	6	3
Hornpayne	80	74	36	6	11	-
Fort Albany	5	13	29	-	-	-
Attawapiskat	7	15	25	-	-	-
Timmins	379	381	299	237	308	286
Matheson	107	50	16	55	25	16
Iroquois Falls	77	51	9	32	11	6
<u>NIPISSING</u>	<u>1386</u>	<u>1193</u>	<u>1014</u>	<u>478</u>	<u>384</u>	<u>317</u>
North Bay	1193	969	827	351	274	200
Sturgeon Falls	85	109	118	52	47	77
Mattawa	77	71	31	39	31	5
Powassan	31	44	38	36	32	35
<u>PARRY SOUND</u>	<u>293</u>	<u>405</u>	<u>313</u>	<u>135</u>	<u>229</u>	<u>138</u>
Parry Sound	223	..	..	106	..	..
Burks Falls	70	..	..	29	..	..
<u>SUDBURY &amp; MANITOULIN</u>	<u>2254</u>	<u>2202</u>	<u>1602</u>	<u>582</u>	<u>562</u>	<u>332</u>
Sudbury	1583	1486	1254	337	238	141
Wickwemikong	212	307	39	49	65	34
Gore Bay	300	248	190	112	184	94
Little Current	-	-	-	4	-	2
Espanola	159	161	119	80	75	61
<u>TEMISKAMING</u>	<u>658</u>	<u>672</u>	<u>429</u>	<u>259</u>	<u>308</u>	<u>152</u>
Haileybury	125	136	99	103	91	49
Foleyet	43	13	7	15	12	6
Gogama	46	62	20	31	26	20
Chapleau	321	255	152	-	-	-
Temagami	56	60	49	23	37	11
Kirkland Lake	67	146	102	87	142	66
<u>North Western Region</u>	<u>7481</u>	<u>6290(r)</u>	<u>6946</u>	<u>619</u>	<u>1909(r)</u>	<u>2177</u>
<u>KENORA</u>	<u>7084</u>	<u>4135</u>	<u>3867</u>	<u>485</u>	<u>492</u>	<u>673</u>
Kenora	3115	1734(1)	2143	224	211(1)	406
Dryden	595	768	680	161	202	193
Ignace	61	41	58	14	31	45
Red Lake	2231	844(1)	442(2)	79	24(1)	-(2)
Sioux Lookout	1082	748	544	7	24	29
<u>RAINY RIVER</u>	<u>397</u>	<u>316</u>	<u>66(3)</u>	<u>134</u>	<u>117</u>	<u>17(3)</u>
Fort Frances	145	254	51	93	82	15
Atikokan	52	62	15	41	35	2

NOTES: (1) Data available for the period of April/75 to August/75 only.  
 (2) Data available for the period of April/76 to September/76 only.  
 (3) Data available for the period of April/76 to July/76 only.

Source: Provincial Court  
 (Criminal Division)  
 Statistical Report

TABLE V.10  
 PROVINCIAL COURT (CRIMINAL DIVISION)  
 FINAL DISPOSITION OF CHARGES  
 LCA/LLA

County/District

	In Court			Prepaid Fines		
	1974/75	1975/76	1976/77	1974/75	1975/76	1976/77
<b>THUNDER BAY</b>	<u>..</u>	<u>1839</u> (1)	<u>3013</u>	<u>..</u>	<u>1300</u> (1)	<u>1487</u>
Thunder Bay	..	..	1990	..	..	996
Nipigon	..	..	250	..	..	167
Geraldton	..	..	286	..	..	93
Longlac	..	..	155	..	..	41
Beardmore	..	..	27	..	..	9
Schreiber	..	..	36	..	..	30
Terrace Bay	..	..	29	..	..	32
Manitouowadge	..	..	21	..	..	36
Marathon	..	..	72	..	..	60
Armstrong	..	..	112	..	..	21
Fort Frances	..	..	21	..	..	2
Lansdowne House	..	..	14	..	..	-
<b>South Western Region</b>	<u>16308</u>	<u>15348</u>	<u>11812</u>	<u>8727</u>	<u>8957</u>	<u>7767</u>
<b>BRUCE</b>	<u>1301</u>	<u>1197</u>	<u>871</u>	<u>905</u>	<u>994</u>	<u>806</u>
Walkerton	208	242	240	194	236	207
Kincardine	191	167	139	147	148	144
Hanover	225	235	170	216	215	150
Markdale	105	134	131	140	115	146
Southampton	572	419	191	208	280	149
<b>ELGIN</b>	<u>1167</u>	<u>1020</u>	<u>854</u>	<u>608</u>	<u>670</u>	<u>639</u>
St. Thomas	637	624	541	289	345	401
Aylmer	218	202	156	128	150	124
Dutton	312	194	157	191	175	114
<b>ESSEX</b>	<u>1782</u>	<u>1612</u>	<u>1308</u>	<u>392</u>	<u>398</u>	<u>315</u>
Windsor	1634	1489	1183	249	300	217
Leamington	148	123	125	143	98	98
<b>GREY</b>	<u>1163</u>	<u>891</u>	<u>610</u>	<u>735</u>	<u>710</u>	<u>472</u>
Owen Sound	639	458	355	458	351	244
Meaford	152	157	81	108	148	101
Warton	372	276	174	169	211	127
<b>HURON</b>	<u>1105</u>	<u>787</u>	<u>494</u>	<u>848</u>	<u>840</u>	<u>612</u>
Goderich	536	344	146	398	325	175
Clinton	86	34	10	36	19	43
Exeter	212	201	190	190	238	163
Wingham	230	166	179	179	208	186
Seaforth	41	42	27	45	50	45
<b>KENT</b>	<u>1383</u>	<u>1368</u>	<u>1119</u>	<u>886</u>	<u>1114</u>	<u>1016</u>
Chatham	1015	991	808	601	859	777
Wallaceburg	368	377	311	285	255	239
<b>LAMBTON</b>	<u>2514</u>	<u>2404</u>	<u>1822</u>	<u>1115</u>	<u>1007</u>	<u>1132</u>
Sarnia	1541	1711	1326	645	627	684
Grand Bend (2)	#	#	#	#	#	#
Petrolia	230	285	95	93	137	112
Sombra (3)	215	#	#	84	#	#
Forest	528	408	401	293	243	336
<b>MIDDLESEX</b>	<u>3907</u>	<u>3862</u>	<u>2506</u>	<u>1695</u>	<u>1600</u>	<u>1313</u>
London	3536	3525	2279	1375	1329	1040
Strathroy	243	203	165	234	207	217
Glencoe	128	134	62	86	64	56
<b>OXFORD</b>	<u>1166</u>	<u>1370</u>	<u>1357</u>	<u>912</u>	<u>1006</u>	<u>941</u>
Woodstock	771	786	934	657	591	627
Tillsonburg	325	495	358	212	348	275
Ingersoll	70	89	65	43	67	39
<b>PERTH</b>	<u>820</u>	<u>837</u>	<u>871</u>	<u>631</u>	<u>618</u>	<u>521</u>
Stratford	543	510	492	604	617	517
Listowel	277	327	379	27	1	4
<b>METRO TORONTO</b>	<u>29251</u>	<u>28420</u>	<u>19053</u>	<u>4934</u>	<u>3735</u>	<u>3063</u>
Old City Hall	22577	22228	15327	3914	2710	2115
York	1712	1645	801	317	350	247
Scarborough	1983	1832	1135	305	340	363
Lambton Mills	1697	1454	882	278	251	227
Willowdale	1144	855	507	112	84	84
North York	138	406	401	8	-	27

NOTES: (1) Data for the months of September/75 and October/75 not available.  
 (2) Data included with Sarnia.  
 (3) Ceased as a court location January/75.

Source: Provincial Court  
 (Criminal Division)  
 Statistical Report





**CONTINUED**

**1 OF 2**

TABLE V.11  
 PROVINCIAL COURT (CRIMINAL DIVISION)  
 FINAL DISPOSITION OF CHARGES  
 HTA

County/District

	In Court			Prepaid Fines		
	1974/75	1975/76	1976/77	1974/75	1975/76	1976/77
<b>TOTAL ONTARIO</b>	<u>652371</u>	<u>624285</u>	<u>657518</u>	<u>710559</u>	<u>653397</u>	<u>792186</u>
Metropolitan Toronto	340456	323170	332402	299413	247713	307909
Remainder of Ontario	<u>311915</u>	<u>301115</u>	<u>325116</u>	<u>411146</u>	<u>405684</u>	<u>484277</u>
<b>Central East Region</b>	<u>85363</u>	<u>81837</u>	<u>96618</u>	<u>90985</u>	<u>85451</u>	<u>120721</u>
<b>DURHAM</b>	..	..	17837	..	..	26598
Oshawa	..	..	8978	..	..	..
Whitby	..	..	74	..	..	..
Ajax	..	..	8234	..	..	..
Port Perry	..	..	551	..	..	..
<b>MUSKOKA</b>	<u>2560</u>	<u>2663</u>	<u>4335</u>	<u>2714</u>	<u>3339</u>	<u>6042</u>
Bracebridge	1922	1696	2093	2175	2520	3626
Huntsville	638	967	1564	539	819	2026
Port Severn(1)	#	#	124	#	#	193
Bala(2)	#	#	554	#	#	197
<b>NORTHUMBERLAND</b>	<u>4798</u>	<u>5727</u>	<u>6206</u>	<u>5205</u>	<u>7929</u>	<u>8697</u>
Port Hope	495	659	942	768	840	1528
Cobourg	1336	1366	1267	1419	2278	1654
Brighton	723	860	1172	826	931	1281
Campbellford	324	451	511	276	623	661
Bowmanville	1920	2391	2314	1916	3257	3573
<b>PEEL</b>	<u>18794</u>	<u>21106</u>	<u>22179</u>	<u>12712</u>	<u>16394</u>	<u>17215</u>
Brampton						
<b>PETERBOROUGH</b>	<u>5068</u>	<u>5539</u>	<u>4814</u>	<u>5109</u>	<u>6389</u>	<u>7475</u>
Peterborough						
<b>SIMCOE</b>	<u>13904</u>	<u>12686</u>	<u>12478</u>	<u>16785</u>	<u>15923</u>	<u>18174</u>
Barrie	4712	3742	3738	5504	4913	5154
Alliston	1029	909	1120	1041	693	1223
Bradford	1862	2745	2196	1992	2835	2701
Collingwood	964	691	831	1355	1116	1387
Elmvale	518	523	517	498	489	530
Wasaga Beach	346	236	194	293	205	345
Orillia	2304	1881	2611	3794	3246	4810
Penetang	1352	1207	1142	1508	1634	1892
Midland	12	7	2	-	26	1
Brechin(3)	805	745	127	600	766	131
<b>VICTORIA &amp; HALIBURTON</b>	<u>1747</u>	<u>1805</u>	<u>1776</u>	<u>2036</u>	<u>3177</u>	<u>3570</u>
Lindsay	1412	1488	1481	2381	2737	3206
Minden	335	317	295	355	440	364
<b>YORK</b>	<u>38492</u>	<u>32311</u>	<u>26993</u>	<u>45724</u>	<u>32300</u>	<u>32950</u>
Newmarket	236	42	56	86	-	12
Aurora	29869	27355	19768	39454	28445	26255
Richmond Hill	8387	4914	7169	6184	3855	6683
<b>Central West Region</b>	<u>79735</u>	<u>79566</u>	<u>78818</u>	<u>115750</u>	<u>113853</u>	<u>112895</u>
<b>BRANT</b>	<u>5057</u>	<u>5124</u>	<u>5524</u>	<u>6062</u>	<u>8121</u>	<u>8748</u>
Brantford						
<b>DUFFERIN</b>	<u>1034</u>	<u>774</u>	<u>757</u>	<u>1702</u>	<u>1034</u>	<u>1774</u>
Orangeville						
<b>HALDIMAND</b>	<u>1509</u>	<u>1762</u>	<u>1697</u>	<u>2526</u>	<u>2494</u>	<u>3048</u>
Cayuga						
<b>HALTON</b>	<u>9424</u>	<u>11225</u>	<u>13288</u>	<u>10913</u>	<u>11852</u>	<u>15452</u>
Oakville	3389	3907	4750	4773	4384	5956
Burlington	2782	2973	3602	2221	2907	3948
Milton	2351	3077	4041	3035	3084	3929
Georgetown	902	1268	888	884	1477	1619
<b>HAMILTON-WENTWORTH</b>	<u>25887</u>	<u>23426</u>	<u>22619</u>	<u>34910</u>	<u>30728</u>	<u>25935</u>
Hamilton						

NOTES: (1) New court location effective May/76.  
 (2) New court location effective June/76.  
 (3) Ceased as a court location August/76.

Source: Provincial Court  
 (Criminal Division)  
 Statistical Report

TABLE V.11  
 PROVINCIAL COURT (CRIMINAL DIVISION)  
 FINAL DISPOSITION OF CHARGES  
 HTA

County/District

	In Court			Prepaid Fines		
	1974/75	1975/76	1976/77	1974/75	1975/76	1976/77
<b>NIAGARA NORTH</b>	<u>8779</u>	<u>7481</u>	<u>6661</u>	<u>11928</u>	<u>10340</u>	<u>9244</u>
St. Catharines	7719	6582	5923	9671	8596	8872
Lincoln	803	478	464	1651	946	248
Smithville	257	421	274	606	798	124
<b>NIAGARA SOUTH</b>	<u>7937</u>	<u>8269</u>	<u>8263</u>	<u>12776</u>	<u>13876</u>	<u>14021</u>
Niagara Falls	3581	3527	3729	5319	5646	5996
Fort Erie	1478	1595	1169	1671	1823	1731
Welland	2096	2219	2359	4692	4703	4735
Allanburg/Thorold	326	354	444	435	683	749
Port Colborne	496	574	562	659	1021	810
<b>NORFOLK</b>	<u>1938</u>	<u>1968</u>	<u>2123</u>	<u>2469</u>	<u>2783</u>	<u>3367</u>
Simcoe	1881	1968	2123	2265	2783	3367
Delhi(1)	57	#	#	204	#	#
<b>WATERLOO</b>	<u>13011</u>	<u>14446</u>	<u>13243</u>	<u>22702</u>	<u>23209</u>	<u>20998</u>
Kitchener	7425	8577	7906	12858	13023	11935
Cambridge	2916	3415	3069	5766	6546	5992
Waterloo	2670	2454	2268	4078	3640	3071
<b>WELLINGTON</b>	<u>5159</u>	<u>5091</u>	<u>4643</u>	<u>9762</u>	<u>9416</u>	<u>10308</u>
Guelph	4190	4192	3649	7848	7653	8065
Fergus	140	120	212	244	238	445
Mt. Forest	499	284	328	952	702	1123
Harriston	340	364	333	718	763	529
Palmerston(2)	#	131	121	#	60	146
<b>Eastern Region</b>	<u>52345</u>	<u>50140</u>	<u>56627</u>	<u>77384</u>	<u>72687</u>	<u>89846</u>
<b>FRONTENAC</b>	<u>5103</u>	<u>4763</u>	<u>6289</u>	<u>10191</u>	<u>8808</u>	<u>11518</u>
Kingston	4647	4259	5491	9374	7883	9667
Sharbot Lake	456	504	798	817	925	1851
<b>HASTINGS</b>	<u>3474</u>	<u>3935</u>	<u>4901</u>	<u>5962</u>	<u>7908</u>	<u>10274</u>
Belleville	2106	2373	2924	4224	5226	6230
Madoc	641	784	1047	688	1252	2186
Bancroft	347	353	474	503	761	1106
Trenton	380	425	456	547	669	752
<b>LANARK</b>	<u>1609</u>	<u>1493</u>	<u>1487</u>	<u>1975</u>	<u>1708</u>	<u>2596</u>
Smith Falls	256	222	210	210	223	217
Perth	1197	1118	1129	1624	1359	2207
Almonte	58	66	59	79	53	72
Carleton Place	98	87	89	62	73	100
<b>LEEDS &amp; GRENVILLE</b>	<u>3171</u>	<u>3330</u>	<u>4197</u>	<u>4982</u>	<u>4915</u>	<u>6663</u>
Brockville	1860	2183	2857	3312	3602	4664
Gananoque	1311	1147	1340	1670	1313	1999
<b>LENNOX &amp; ADDINGTON</b>	<u>2032</u>	<u>1965</u>	<u>3348</u>	<u>2942</u>	<u>2612</u>	<u>5382</u>
Napanee	1903	1862	3204	2837	2451	5035
Kaladar	129	103	144	105	161	347
<b>OTTAWA-CARLETON</b>	<u>24947</u>	<u>23253</u>	<u>22816</u>	<u>34961</u>	<u>31054</u>	<u>32010</u>
Ottawa						
<b>PRESCOTT &amp; RUSSELL</b>	<u>2348</u>	<u>2428</u>	<u>2732</u>	<u>3395</u>	<u>2962</u>	<u>4314</u>
L'Orignal	1120	1201	1022	1714	1700	1875
Hawkesbury	286	283	194	279	243	136
Rockland Court	888	899	1381	1364	990	2131
Embrum	54	45	135	38	29	172
<b>PRINCE EDWARD</b>	<u>706</u>	<u>884</u>	<u>817</u>	<u>1034</u>	<u>1524</u>	<u>1191</u>
Picton						
<b>RENFREW</b>	<u>2638</u>	<u>2094</u>	<u>2351</u>	<u>3579</u>	<u>3305</u>	<u>3606</u>
Pembroke	1078	743	949	1801	1419	1825
Renfrew	616	502	441	684	795	710
Deep River	218	226	255	379	404	395
Arnprior	228	174	154	118	66	103
Killaloe	498	449	406	597	621	379
Whitney(3)	#	#	146	#	#	194

NOTES: (1) No longer a court location.  
 (2) New court location May/75.  
 (3) New court location April/76.

Source: Provincial Court  
 (Criminal Division)  
 Statistical Report

TABLE V.11  
 PROVINCIAL COURT (CRIMINAL DIVISION)  
 FINAL DISPOSITION OF CHARGES  
 HTA

County/District

	In Court			Prepaid Fines		
	1974/75	1975/76	1976/77	1974/75	1975/76	1976/77
<b>STORMONT, DUNDAS &amp; GLENGARRY</b>	<b>6317</b>	<b>5995</b>	<b>7689</b>	<b>8363</b>	<b>7891</b>	<b>12292</b>
Cornwall	1311	1115	1789	2476	2120	3756
Alexandria	1701	2014	2089	1941	2442	3047
Morrisburg	1040	923	1324	1301	1183	1860
Kemptville	486	412	621	518	329	831
Winchester	113	152	203	157	158	293
Prescott	1666	1379	1663	1970	1659	2505
<b>North Eastern Region</b>	<b>26342</b>	<b>24560</b>	<b>27380</b>	<b>31280</b>	<b>30576</b>	<b>39466</b>
<b>ALGOMA</b>	<b>3993</b>	<b>4716</b>	<b>4261</b>	<b>6816</b>	<b>8018</b>	<b>7994</b>
Bruce Mines	103	80	45	185	150	113
Thessalon	188	178	121	239	314	235
Blind River	428	590	413	562	826	819
Elliot Lake	92	183	261	242	283	453
Sault Ste. Marie	2597	3159	2697	5097	6004	5675
Wawa	585	526	724	491	441	699
<b>COCHRANE</b>	<b>3727</b>	<b>3131</b>	<b>3446</b>	<b>4689</b>	<b>4116</b>	<b>4995</b>
Cochrane	325	304	274	455	392	338
Kapusking	529	526	587	465	386	445
Hearst	425	422	293	272	294	206
Moosonee	1	-	-	-	-	-
Smooth Rock Falls	79	92	131	46	80	118
Hornpayne	39	45	47	-	7	8
Fort Albany	-	-	-	-	-	-
Attawapiskat	-	-	-	-	-	-
Timmins	1827	1370	1665	2802	2460	3042
Matheson	320	223	291	471	371	600
Iroquois Falls	182	149	158	178	126	238
<b>NIPISSING</b>	<b>3256</b>	<b>2984</b>	<b>3378</b>	<b>5810</b>	<b>5172</b>	<b>6776</b>
North Bay	2051	1879	1944	4096	3711	4355
Sturgeon Falls	590	650	640	710	718	792
Mattawa	130	105	99	161	110	110
Powassan	485	350	693	843	633	1519
<b>PARRY SOUND</b>	<b>1115</b>	<b>1473</b>	<b>2427</b>	<b>1136</b>	<b>1649</b>	<b>3189</b>
Parry Sound	898	..	..	937	..	..
Burks Falls	217	..	..	199	..	..
<b>SUDBURY &amp; MANITOULIN</b>	<b>13070</b>	<b>10967</b>	<b>12633</b>	<b>10914</b>	<b>9609</b>	<b>14284</b>
Sudbury	12403	10258	11830	10141	8760	13164
WIkWemikong	62	69	58	31	45	84
Gore Bay	140	146	141	72	125	171
Little Current	60	98	152	90	143	247
Espanola	405	396	452	580	536	618
<b>TEMISKAMING</b>	<b>1181</b>	<b>1289</b>	<b>1235</b>	<b>1915</b>	<b>2012</b>	<b>2228</b>
Haileybury	495	475	454	896	750	902
Foleyet	42	49	55	41	45	96
Gogama	68	86	93	119	118	170
Chapleau	180	181	188	-	-	-
Temagami	91	87	57	131	176	139
Kirkland Lake	305	411	388	728	923	921
<b>North Western Region</b>	<b>1872</b>	<b>5503 (x)</b>	<b>7953</b>	<b>1765</b>	<b>11686 (x)</b>	<b>17418</b>
<b>KENORA</b>	<b>1473</b>	<b>1403</b>	<b>1798</b>	<b>1383</b>	<b>1395</b>	<b>1666</b>
Kenora	494	289 (1)	593	400	233 (1)	512
Dryden	551	759	696	708	931	868
Ignace	50	85	100	47	93	148
Red Lake	231	160 (1)	261 (2)	128	43 (1)	10 (2)
Sioux Lookout	147	110	148	100	95	128
<b>RAINY RIVER</b>	<b>399</b>	<b>420</b>	<b>160 (3)</b>	<b>382</b>	<b>369</b>	<b>161 (3)</b>
Fort Frances	286	245	113	289	244	144
Atikokan	113	175	47	93	125	17

NOTES: (1) Data available for the period of April/75 to Aug./75 only.  
 (2) Data available for the period of April/76 to Sept./76 only.  
 (3) Data available for the period of April/76 to July/76 only.

Source: Provincial Court  
 (Criminal Division)  
 Statistical Report

TABLE V.11  
 PROVINCIAL COURT (CRIMINAL DIVISION)  
 FINAL DISPOSITION OF CHARGES  
 HTA

County/District

	In Court			Prepaid Fines		
	1974/75	1975/76	1976/77	1974/75	1975/76	1976/77
<b>THUNDER BAY</b>	<b>..</b>	<b>3680<sup>(1)</sup></b>	<b>5995</b>	<b>..</b>	<b>9922<sup>(1)</sup></b>	<b>15591</b>
Thunder Bay	..	..	4829	..	..	13277
Nipigon	..	..	413	..	..	1042
Geraldton	..	..	174	..	..	333
Longlac	..	..	86	..	..	151
Beakmore	..	..	26	..	..	19
Schreiber	..	..	112	..	..	194
Terrace Bay	..	..	55	..	..	81
Manitouwadge	..	..	33	..	..	49
Marathon	..	..	263	..	..	442
Armstrong	..	..	4	..	..	3
Fort Hope	..	..	-	..	..	-
Lansdown House	..	..	-	..	..	-
<b>South Western Region</b>	<b>66258</b>	<b>59509</b>	<b>57720</b>	<b>93982</b>	<b>91431</b>	<b>103931</b>
<b>BRUCE</b>	<b>2128</b>	<b>2170</b>	<b>2108</b>	<b>3910</b>	<b>4349</b>	<b>4818</b>
Walkerton	533	681	631	1290	1482	1942
Kincardine	392	509	546	573	788	933
Hanover	473	457	421	878	1122	1087
Markdale	390	320	361	864	711	637
Southampton	340	203	149	305	246	219
<b>ELGIN</b>	<b>4104</b>	<b>3778</b>	<b>3973</b>	<b>5957</b>	<b>6297</b>	<b>8355</b>
St. Thomas	2137	1803	2045	3298	3342	4854
Aylmer	526	525	574	734	785	1184
Dutton	1441	1450	1354	1925	2170	2317
<b>ESSEX</b>	<b>17185</b>	<b>15026</b>	<b>15118</b>	<b>19314</b>	<b>18371</b>	<b>20963</b>
Windsor	16682	14689	14645	18589	17583	20065
Leamington	503	337	473	725	788	898
<b>GREY</b>	<b>2847</b>	<b>2352</b>	<b>2037</b>	<b>4249</b>	<b>4241</b>	<b>4098</b>
Owen Sound	1898	1553	1412	3213	3254	2797
Meaford	442	517	369	476	653	750
Warton	507	282	256	560	334	551
<b>HURON</b>	<b>2233</b>	<b>2024</b>	<b>1751</b>	<b>3221</b>	<b>3556</b>	<b>4050</b>
Goderich	1049	910	609	1384	1567	1445
Clinton	117	63	62	98	41	110
Exeter	599	611	632	1053	1185	1557
Wingham	351	351	365	479	652	776
Seaforth	117	89	83	207	111	162
<b>KENT</b>	<b>4178</b>	<b>3990</b>	<b>4314</b>	<b>8726</b>	<b>8261</b>	<b>10918</b>
Chatham	3376	3234	3598	7239	7027	9427
Wallaceburg	802	756	716	1487	1234	1491
<b>LAMBTON</b>	<b>6229</b>	<b>6178</b>	<b>6481</b>	<b>9702</b>	<b>8717</b>	<b>11298</b>
Sarnia	4751	5032	5236	7359	6991	8734
Grand Bend (2)	#	#	#	#	#	#
Petrolia	308	389	287	517	569	584
Sombra (3)	369	#	#	647	#	#
Forest	801	757	958	1179	1157	1980
<b>MIDDLESEX</b>	<b>21006</b>	<b>16955</b>	<b>13954</b>	<b>30297</b>	<b>27041</b>	<b>25570</b>
London	19882	15670	12857	28141	24818	23178
Strathroy	831	911	812	1780	1690	1920
Glencoe	293	374	285	376	533	472
<b>OXFORD</b>	<b>3217</b>	<b>3436</b>	<b>3727</b>	<b>4998</b>	<b>6135</b>	<b>7681</b>
Woodstock	2338	2203	2498	3702	3861	5111
Tillsonburg	716	1072	1032	1438	2118	2267
Ingersoll	163	161	197	108	156	303
<b>PERTH</b>	<b>3131</b>	<b>3600</b>	<b>4257</b>	<b>3608</b>	<b>4463</b>	<b>6180</b>
Stratford	1773	1840	2510	3568	4446	6152
Listowel	1358	1760	1747	40	17	28
<b>METRO TORONTO</b>	<b>340456</b>	<b>323170</b>	<b>332402</b>	<b>299413</b>	<b>247713</b>	<b>307909</b>
Old City Hall	40870	157201	165603	135451	119366	152319
York	33426	21357	21900	9784	9742	11018
Scarborough	69925	38194	38845	36257	29426	37110
Lambton Mills	94641	48931	46753	50297	40263	51098
Willowdale	16325	2313	2264	11488	145	31
North York	85269	55174	57037	56136	48771	56333

NOTES: (1) Data for the months of Sept./75 and Oct./75 are not available.  
 (2) Data included with Sarnia.  
 (3) Ceased as a court location January/75.

Source: Provincial Court  
 (Criminal Division)  
 Statistical Report

TABLE V.12  
 PROVINCIAL COURT (CRIMINAL DIVISION)  
 FINAL DISPOSITION OF CHARGES  
 OTHER STATUTES(1)

County/District

	In Court			Prepaid Fines		
	1974/75	1975/76	1976/77	1974/75	1975/76	1976/77
<u>TOTAL ONTARIO</u>	<u>738951</u>	<u>739322</u>	<u>703776</u>	<u>532027</u>	<u>512365</u>	<u>673709</u>
Metropolitan Toronto	434047	402341	444441	320653	292047	417456
<u>Remainder of Ontario</u>	<u>304004</u>	<u>336981 (r)</u>	<u>259335</u>	<u>211374</u>	<u>220318</u>	<u>256253</u>
<u>Central East Region</u>	<u>38935</u>	<u>40968</u>	<u>44451</u>	<u>16293</u>	<u>16571</u>	<u>30319</u>
<u>DURHAM</u>	<u>..</u>	<u>..</u>	<u>5768</u>	<u>..</u>	<u>..</u>	<u>6145</u>
Oshawa	..	..	4104	..	..	..
Whitby	..	..	81	..	..	..
Ajax	..	..	1540	..	..	..
Port Perry	..	..	39	..	..	..
<u>MUSKOKA</u>	<u>947</u>	<u>990</u>	<u>1205</u>	<u>550</u>	<u>641</u>	<u>1016</u>
Bracebridge	671	535	595	449	473	636
Huntsville	276	455	448	101	168	311
Port Severn (2)	#	#	51	#	#	32
Bala (3)	#	#	111	#	#	37
<u>NORTHUMBERLAND</u>	<u>989</u>	<u>1242</u>	<u>1454</u>	<u>367</u>	<u>705</u>	<u>1170</u>
Port Hope	75	96	249	47	52	161
Cobourg	388	351	261	113	170	141
Brighton	92	79	179	47	33	73
Campbellford	54	94	160	24	48	60
Bowmanville	380	622	605	136	402	735
<u>PEEL</u>	<u>13686</u>	<u>18401</u>	<u>19380</u>	<u>3945</u>	<u>4315</u>	<u>6797</u>
Brampton						
<u>PETERBOROUGH</u>	<u>8737</u>	<u>6085</u>	<u>5110</u>	<u>4599</u>	<u>3459</u>	<u>5519</u>
Peterborough						
<u>SIMCOE</u>	<u>6897</u>	<u>6838</u>	<u>6660</u>	<u>3418</u>	<u>3946</u>	<u>6140</u>
Barrie	3193	3645	2800	1564	2012	2747
Alliston	226	280	379	92	133	228
Bradford	409	335	419	151	223	374
Collingwood	660	386	904	375	245	1337
Elmvale	282	308	471	66	76	136
Wasaga Beach	33	17	68	8	13	31
Orillia	1114	1075	1103	796	867	950
Penetang	790	603	439	312	301	289
Midland	45	36	58	8	14	39
Brechin (4)	145	153	19	46	62	9
<u>VICTORIA &amp; HALIBURTON</u>	<u>1105</u>	<u>1079</u>	<u>1053</u>	<u>554</u>	<u>615</u>	<u>735</u>
Lindsay	921	946	850	398	482	525
Minden	184	133	203	156	133	210
<u>YORK</u>	<u>6574</u>	<u>6333</u>	<u>3821</u>	<u>2860</u>	<u>2890</u>	<u>2797</u>
Newmarket	470	192	457	9	-	1
Aurora	4679	5719	2997	2562	2847	2748
Richmond Hill	1425	422	367	289	43	48
<u>Central West Region</u>	<u>95329</u>	<u>141744</u>	<u>89141</u>	<u>54796</u>	<u>70070</u>	<u>73405</u>
<u>BRANT</u>	<u>1806</u>	<u>1512</u>	<u>1362</u>	<u>1365</u>	<u>1543</u>	<u>1444</u>
Brantford						
<u>DUFFERIN</u>	<u>395</u>	<u>321</u>	<u>287</u>	<u>309</u>	<u>191</u>	<u>206</u>
Orangeville						
<u>HALDIMAND</u>	<u>191</u>	<u>302</u>	<u>336</u>	<u>111</u>	<u>174</u>	<u>252</u>
Cayuga						
<u>HALTON</u>	<u>4863</u>	<u>5316</u>	<u>5073</u>	<u>2479</u>	<u>2427</u>	<u>2366</u>
Oakville	2485	2757	2086	1489	1403	1193
Burlington	1902	2006	2364	860	866	974
Milton	343	369	395	115	105	160
Georgetown	133	184	228	15	53	39
<u>HAMILTON-WENTWORTH</u>	<u>54926</u>	<u>91373</u>	<u>44072</u>	<u>26964</u>	<u>36510</u>	<u>35499</u>
Hamilton						

NOTES: (1) Includes Other Provincial and Other Federal Statutes and Municipal Bylaws.  
 (2) New court location effective May/76.  
 (3) New court location effective June/76.  
 (4) Ceased as a court location August/76.

Source: Provincial Court  
 (Criminal Division)  
 Statistical Report

TABLE V.12  
 PROVINCIAL COURT (CRIMINAL DIVISION)  
 FINAL DISPOSITION OF CHARGES  
 OTHER STATUTES(1)

County/District

	In Court			Prepaid Fines		
	1974/75	1975/76	1976/77	1974/75	1975/76	1976/77
<u>NIAGARA NORTH</u>	7619	7718	5519	4898	5142	5349
St. Catharines	7401	7412	5250	4742	4956	5302
Lincoln	218	303	261	155	184	47
Smithville	-	3	8	1	2	-
<u>NIAGARA SOUTH</u>	5294	7186	8101	3103	3342	5026
Niagara Falls	2542	3610	4781	1315	1199	2135
Port Erie	484	459	408	113	148	132
Welland	1673	2524	2366	1155	1500	2252
Allanburg/Thorold	211	140	168	150	90	153
Port Colborne	384	453	368	370	405	354
<u>NORFOLK</u>	1205	1587	1848	525	984	998
Simcoe	1196	1587	1848	521	984	998
Delhi(2)	9	#	#	4	#	#
<u>WATERLOO</u>	14178	19714	17545	9508	12904	14629
Kitchener	10343	13140	12884	5808	8601	10207
Cambridge	1183	3786	2390	2104	2933	2806
Waterloo	2652	2788	2271	1596	1370	1616
<u>WELLINGTON</u>	4852	6715	4998	5534	6853	7636
Guelph	4628	6418	4659	5417	6691	7424
Fergus	95	156	166	56	102	148
Mt. Forest	90	49	39	35	28	32
Harriston	39	54	15	26	29	22
Palmerston(3)	#	38	119	#	3	10
<u>Eastern Region</u>	97579	76690	60902	90636	80039	89510
<u>FRONTENAC</u>	11442	12174	9027	5734	7272	9161
Kingston	11375	12068	8965	5687	7228	9139
Sharbot Lake	67	106	62	47	44	22
<u>HASTINGS</u>	2364	2190	2515	2503	2410	3410
Belleville	1347	1255	1701	1873	1733	2540
Madoc	77	74	65	44	44	39
Bancroft	69	65	72	50	39	41
Trenton	871	796	677	536	594	790
<u>LANARK</u>	520	349	731	485	389	589
Smith Falls	798	37	367	221	122	300
Perth	0	225	257	162	185	209
Almonte	68	21	37	30	18	34
Carleton Place	84	66	70	72	64	46
<u>LEEDS &amp; GRENVILLE</u>	992	1204	1048	614	715	1029
Brockville	842	857	798	523	545	840
Gananoque	150	347	250	91	170	189
<u>LENNOX &amp; ADDINGTON</u>	253	302	393	196	236	311
Napanee	238	255	365	155	191	262
Kaladar	15	47	28	41	45	49
<u>OTTAWA-CARLETON</u>	78199	56734	42762	77504	65657	70910
Ottawa						
<u>PRESCOTT &amp; RUSSELL</u>	307	408	300	111	121	101
L'Orignal	167	196	153	77	72	57
Hawkesbury	87	81	63	14	23	29
Rockland Court	52	129	83	20	26	15
Embrun	1	2	1	-	-	-
<u>PRINCE EDWARD</u>	331	399	492	362	386	449
Picton						
<u>RENFREW</u>	1429	1241	1443	1189	1097	1502
Pembroke	603	447	667	556	559	844
Renfrew	249	296	173	163	225	189
Deep River	26	43	22	31	44	36
Arnprior	433	266	313	351	165	239
Killaloe	118	189	96	88	104	73
Whitney(4)	#	#	172	#	#	121

NOTES: (1) Includes Other Provincial and Other Federal Statutes and Municipal Bylaws.  
 (2) No longer a court location.  
 (3) New court location effective May/75.  
 (4) New court location effective April/76.

Source: Provincial Court  
 (Criminal Division)  
 Statistical Report

TABLE V.12  
 PROVINCIAL COURT (CRIMINAL DIVISION)  
 FINAL DISPOSITION OF CHARGES  
 OTHER STATUTES (1)

County/District

	In Court			Prepaid Fines		
	1974/75	1975/76	1976/77	1974/75	1975/76	1976/77
<b>STORMONT, DUNDAS &amp; GLENGARRY</b>	<b>1742</b>	<b>1689</b>	<b>2191</b>	<b>1938</b>	<b>1756</b>	<b>2048</b>
Cornwall	1062	1143	1584	1615	1428	1672
Alexandria	193	126	164	107	142	142
Morrisburg	56	43	29	25	36	25
Kempville	148	117	103	60	24	44
Winchester	18	26	43	10	6	11
Prescott	265	232	268	121	120	154
<b>North Eastern Region</b>	<b>17457</b>	<b>18174</b>	<b>14249</b>	<b>11063</b>	<b>11453</b>	<b>10634</b>
<b>ALGOMA</b>	<b>5599</b>	<b>6272</b>	<b>2984</b>	<b>4330</b>	<b>4663</b>	<b>2952</b>
Bruce Mines	22	21	16	12	4	32
Thessalon	45	14	21	12	5	18
Blind River	18	17	206	75	97	140
Elliot Lake	63	56	156	74	73	157
Sault Ste. Marie	5128	5824	2356	4094	4410	2538
Wawa	323	340	229	63	74	67
<b>COCHRANE</b>	<b>4087</b>	<b>3710</b>	<b>3220</b>	<b>2826</b>	<b>2761</b>	<b>3318</b>
Cochrane	171	101	118	98	64	93
Kapuskasing	416	645	518	122	172	205
Hearst	268	224	356	31	40	53
Moosonee	-	-	27	2	-	3
Smooth Rock Falls	22	18	23	8	10	28
Hornpayne	10	17	29	-	3	6
Fort Albany	-	-	142	-	-	-
Attawapiskat	-	-	58	-	-	1
Timmins	2804	2612	1882	2468	2416	2870
Matheson	85	45	34	40	26	20
Iroquois Falls	311	48	33	57	30	39
<b>NIPISSING</b>	<b>2702</b>	<b>3124</b>	<b>1968</b>	<b>1849</b>	<b>1856</b>	<b>2162</b>
North Bay	2486	2902	1645	1636	1693	1935
Sturgeon Falls	135	129	215	90	96	135
Mattawa	37	41	45	38	29	35
Powassan	44	52	63	85	38	57
<b>PARRY SOUND</b>	<b>953</b>	<b>833</b>	<b>526</b>	<b>508</b>	<b>583</b>	<b>504</b>
Parry Sound	885	..	..	467	..	..
Burks Falls	68	..	..	41	..	..
<b>SUDBURY &amp; MANITOULIN</b>	<b>2952</b>	<b>3012</b>	<b>4718</b>	<b>792</b>	<b>851</b>	<b>1078</b>
Sudbury	2785	2444	3991	666	687	916
Wikwemikong	-	195	383	3	8	1
Gore Bay	78	210	183	42	69	81
Little Current	3	9	15	2	6	6
Espanola	86	154	146	79	81	74
<b>TEMISKAMING</b>	<b>1164</b>	<b>1223</b>	<b>833</b>	<b>758</b>	<b>739</b>	<b>620</b>
Halleybury	126	227	184	117	100	130
Foleyet	43	27	37	27	10	10
Gogama	52	46	40	42	31	41
Chapleau	241	294	217	-	-	-
Temagami	47	70	43	51	64	45
Kirkland Lake	655	559	312	521	534	394
<b>North Western Region</b>	<b>1364</b>	<b>5032 (r)</b>	<b>6226</b>	<b>670</b>	<b>3937 (r)</b>	<b>6035</b>
<b>KENORA</b>	<b>972</b>	<b>1125</b>	<b>1719</b>	<b>430</b>	<b>447</b>	<b>596</b>
Kenora	455	313 (2)	738	230	199 (2)	315
Dryden	187	508	557	126	150	160
Ignace	56	76	128	17	43	35
Red Lake	142	83 (2)	149 (3)	36	10 (2)	33 (3)
Sioux Lookout	132	145	147	21	45	53
<b>RAINY RIVER</b>	<b>392</b>	<b>617</b>	<b>223 (4)</b>	<b>240</b>	<b>258</b>	<b>63 (4)</b>
Fort Frances	330	513	148	189	231	41
Atikokan	62	104	75	51	27	22

NOTES: (1) Includes Other Provincial and Other Federal Statutes and Municipal Bylaws.  
 (2) Data available for the period of April/75 to August/75 only.  
 (3) Data available for the period of April/76 to Sept./76 only.  
 (4) Data available for the period of April/76 to July/76 only.

Source: Provincial Court  
 (Criminal Division)  
 Statistical Report



TABLE V.12  
 PROVINCIAL COURT (CRIMINAL DIVISION)  
 FINAL DISPOSITION OF CHARGES  
 OTHER STATUTES (1)

County/District

	In Court			Prepaid Fines		
	1974/75	1975/76	1976/77	1974/75	1975/76	1976/77
<b>THUNDER BAY</b>	..	3290 (2)	4284	..	3232 (2)	5376
Thunder Bay	..	..	3750	..	..	5067
Nipigon	..	..	91	..	..	69
Geraldton	..	..	91	..	..	41
Longlac	..	..	129	..	..	32
Beardmore	..	..	10	..	..	6
Schreiber	..	..	54	..	..	35
Terrace Bay	..	..	30	..	..	23
Manitouwadge	..	..	21	..	..	29
Marathon	..	..	46	..	..	61
Armstrong	..	..	16	..	..	5
Fort Hope	..	..	46	..	..	8
Lansdown House	..	..	-	..	..	-
<b>South Western Region</b>	<b>53340</b>	<b>54373</b>	<b>44366</b>	<b>37916</b>	<b>38248</b>	<b>46350</b>
<b>BRUCE</b>	<b>449</b>	<b>584</b>	<b>927</b>	<b>345</b>	<b>520</b>	<b>645</b>
Walkerton	120	105	169	82	167	168
Kincardine	117	165	291	163	191	204
Hanover	100	161	300	41	74	154
Markdale	20	30	56	16	21	27
Southampton	92	123	111	43	67	92
<b>ELGIN</b>	<b>1255</b>	<b>775</b>	<b>1347</b>	<b>2083</b>	<b>1999</b>	<b>2404</b>
St. Thomas	1069	668	1180	1828	1821	2134
Aylmer	161	101	149	200	124	203
Dutton	25	6	18	55	54	67
<b>ESSEX</b>	<b>29493</b>	<b>28166</b>	<b>22804</b>	<b>19098</b>	<b>19537</b>	<b>27960</b>
Windsor	28853	27397	22281	18375	18824	26887
Leamington	640	769	523	723	713	1073
<b>GREY</b>	<b>1726</b>	<b>1877</b>	<b>1448</b>	<b>1181</b>	<b>1266</b>	<b>1912</b>
Owen Sound	1417	1547	1250	972	1086	1654
Meaford	168	103	61	63	33	48
Warton	141	227	137	146	147	210
<b>HURON</b>	<b>334</b>	<b>380</b>	<b>441</b>	<b>140</b>	<b>230</b>	<b>339</b>
Goderich	180	211	196	105	125	162
Clinton	13	26	54	4	7	32
Exeter	48	71	105	11	51	64
Wingham	72	58	75	17	39	55
Seaforth	21	14	11	3	8	26
<b>KENT</b>	<b>2661</b>	<b>2569</b>	<b>1944</b>	<b>1849</b>	<b>2026</b>	<b>2412</b>
Chatham	2462	2360	1760	1698	1917	2293
Wallaceburg	199	209	184	151	109	119
<b>LAMBTON</b>	<b>2133</b>	<b>2267</b>	<b>2215</b>	<b>1331</b>	<b>1225</b>	<b>1698</b>
Sarnia	1888	2045	1928	1208	1101	1401
Grand Bend(3)	#	#	#	#	#	#
Petrolia	29	99	142	12	69	205
Sombra(4)	47	#	#	21	#	#
Forest	169	123	145	90	55	92
<b>MIDDLESEX</b>	<b>12235</b>	<b>15025</b>	<b>10503</b>	<b>9796</b>	<b>9222</b>	<b>5564</b>
London	12149	14901	10431	9758	9130	5494
Strathroy	61	81	52	28	70	66
Glencoe	25	43	20	10	22	4
<b>OXFORD</b>	<b>1476</b>	<b>1278</b>	<b>1209</b>	<b>903</b>	<b>802</b>	<b>1333</b>
Woodstock	1084	975	849	716	647	1082
Tillsonburg	173	118	166	28	46	107
Ingersoll	219	185	194	159	109	144
<b>PERTH</b>	<b>1578</b>	<b>1452</b>	<b>1528</b>	<b>1190</b>	<b>1421</b>	<b>2083</b>
Stratford	1428	1358	1411	1164	1419	2082
Listowel	150	94	117	26	2	1
<b>METRO TORONTO</b>	<b>434947</b>	<b>402341</b>	<b>444441</b>	<b>320653</b>	<b>292047</b>	<b>417456</b>
Old City Hall	339731	305456	348236	243299	218921	317840
York	44149	47353	45306	32173	31758	40832
Scarborough	17365	21462	22720	15130	14573	22584
Lambton Mills	13171	12956	13104	13138	13995	16930
Willowdale	13412	4107	1270	8212	860	1013
North York	7119	11007	13805	8701	11940	18257

NOTES: (1) Includes Other Provincial and Other Federal Statutes and Municipal Bylaws.  
 (2) Data for the months of Sept./75 and Oct./75 are not available.  
 (3) Included with Sarnia.  
 (4) Ceased as a court location January/75.

Source: Provincial Court  
 (Criminal Division)  
 Statistical Report





TABLE V.13  
 PROVINCIAL COURT (CRIMINAL DIVISION)  
 HOURS SPENT IN COURT

Judicial District County, or District	Court Hours (1)			Crown Hours		
	1974/75	1975/76	1976/77	1974/75	1975/76	1976/77
TOTAL ONTARIO	104784.5	114378.0	124822.5	75869.5	86145.0	80965.0
Metropolitan Toronto	34855.0	37965.0	38105.0	24834.0	30555.0	23100.0
REMAINDER OF ONTARIO	69929.5 (r)	76413.0 (r)	86717.5	51035.5	55590.0	57865.0
Central East Region	14261.5	15914.5	20148.0	10472.0	12228.0	14244.5
Durham	..	..	3122.0	..	..	1270.0
Muskoka	677.5	651.5	889.5	492.0	476.5	530.0
Northumberland	1248.0	1351.5	1247.0	1232.5	1306.5	997.0
Peel	3674.0	4906.5	5297.0	3663.5	4869.0	5234.0
Peterborough	1812.0	1923.0	2066.5	840.5	975.5	1030.0
Simcoe	3517.0	3644.0	3789.5	2132.5	2472.0	2870.5
Victoria & Haliburton	866.0	824.5	984.0	845.0	822.5	871.5
York (except Metro)	2467.0	2613.5	2752.5	1266.0	1306.0	1441.5
Central West Region	16178.0	16726.0	18823.5	11040.0	11382.0	12683.5
Brant	911.0	946.0	821.5	834.5	862.0	746.5
Dufferin	453.0	402.0	320.5	436.0	400.0	297.5
Haldimand	312.5	333.0	334.0	258.5	281.0	236.0
Halton	1105.0 (2)	1603.0 (2)	2811.0	..	..	1455.0
Hamilton - Wentworth	4144.0	4310.0	5148.5	2313.0	2472.0	2746.5
Niagara North	1512.5	1511.5	1504.5	1370.0	1400.0	1045.5
Niagara South	2277.0	2091.5	1970.0	1557.0	1459.5	1395.5
Norfolk	715.0	587.0	526.5	645.0	467.0	400.0
Waterloo	3700.0	3805.5	4288.0	2716.0	2937.5	3341.5
Wellington	1048.0	1136.5	1099.0	910.0	1103.0	1019.5
Eastern Region	13014.5	13435.5	15493.5	10448.5	9116.0	10878.5
Frontenac	1488.5	1657.0	1973.5	983.0	1034.5	1283.0
Hastings	1631.5	1477.0	1949.5	1232.5	1149.5	1406.0
Lanark	395.0	382.0	430.5	362.0	362.5	408.0
Leeds & Grenville	656.5	789.0	807.5	503.0	573.5	543.5
Lennox & Addington	600.0	482.5	548.0	543.0	432.0	385.5
Ottawa-Carleton	5293.0	5522.0	6207.0	4462.0	3065.5	4103.5
Prescott & Russell	765.5	691.5	825.0	714.0	641.0	649.0
Prince Edward	235.0	292.5	291.5	184.5	174.5	160.0
Renfrew	591.0	711.0	818.0	434.0	560.5	625.0
Stormont, Dundas & Glengarry	1358.5	1431.0	1643.0	1030.5	1122.5	1315.0
North Eastern Region	8088.5	8579.5	9496.0	5907.0	6489.0	5808.5
Algoma	1768.0	1998.5	2323.0	1411.0	1908.5	1622.0
Cochrane	1170.0	1390.0	1448.0	861.5	908.0	980.0
Nipissing	1118.0	1235.0	1577.5	955.0	1085.5	948.5
Parry Sound	401.0	390.0	417.5	343.5	296.0	326.5
Sudbury & Manitowlin	3173.0	3115.5	3276.0	1969.0	1925.5	1583.5
Temiskaming	458.5	450.5	454.0	367.0	365.5	348.0
North Western Region	2146.0	4055.0 (r)	4734.5	1693.5	3734.0 (r)	4115.0
Kenora	1494.0	1140.5 (3)	1348.0 (4)	1053.5	826.0 (3)	945.5 (4)
Rainy River	652.0	627.0	227.5 (5)	640.0	620.5	170.0 (5)
Thunder Bay	..	2287.5 (6)	3159.0	..	2287.5 (6)	2991.5
South Western Region	16241.0	17702.5	18022.0	11474.5	12641.0	10135.0
Bruce	460.5	622.0	786.5	393.0	498.5	564.0
Elgin	616.5	715.5	830.0	488.0	516.5	494.0
Essex	5116.5	5011.5	4450.0	3697.0	4025.0	3231.0
Grey	804.5	818.0	791.5	707.0	604.5	573.0
Huron	1052.5	1095.0	999.0	1019.5	838.0	757.0
Kent	1192.0	1382.5	1527.0	673.5	765.5	854.0
Lambton	1332.0	1420.5	1569.5	904.5	921.5	921.5
Middlesex	4069.0	4774.5	5005.5	2405.0	3195.0	1470.5
Oxford	646.5	732.0	792.5	470.5	509.5	520.0
Perth	951.0	1131.0	1270.5	716.5	767.0	750.0

- NOTES:
- (1) Includes Judges' and Justices' of the Peace sitting time.
  - (2) During the year not all sitting time was reported for the Criminal Courts.
  - (3) Data for the court locations of Kenora and Red Lake are for April to August/75 only.
  - (4) Data for the court location of Red Lake is for April to September/76 only.
  - (5) Data for the period of April to July/76 only.
  - (6) Data for the months of September and October/75 are not available.

Source: Provincial Court (Criminal Division)  
 Statistical Report



PART VI

PROVINCIAL COURT (FAMILY DIVISION)

Provincial Court (Family Division)  
Total Dispositions under all Statutes  
1974/75-1976/77

63000

56000

49000

42000

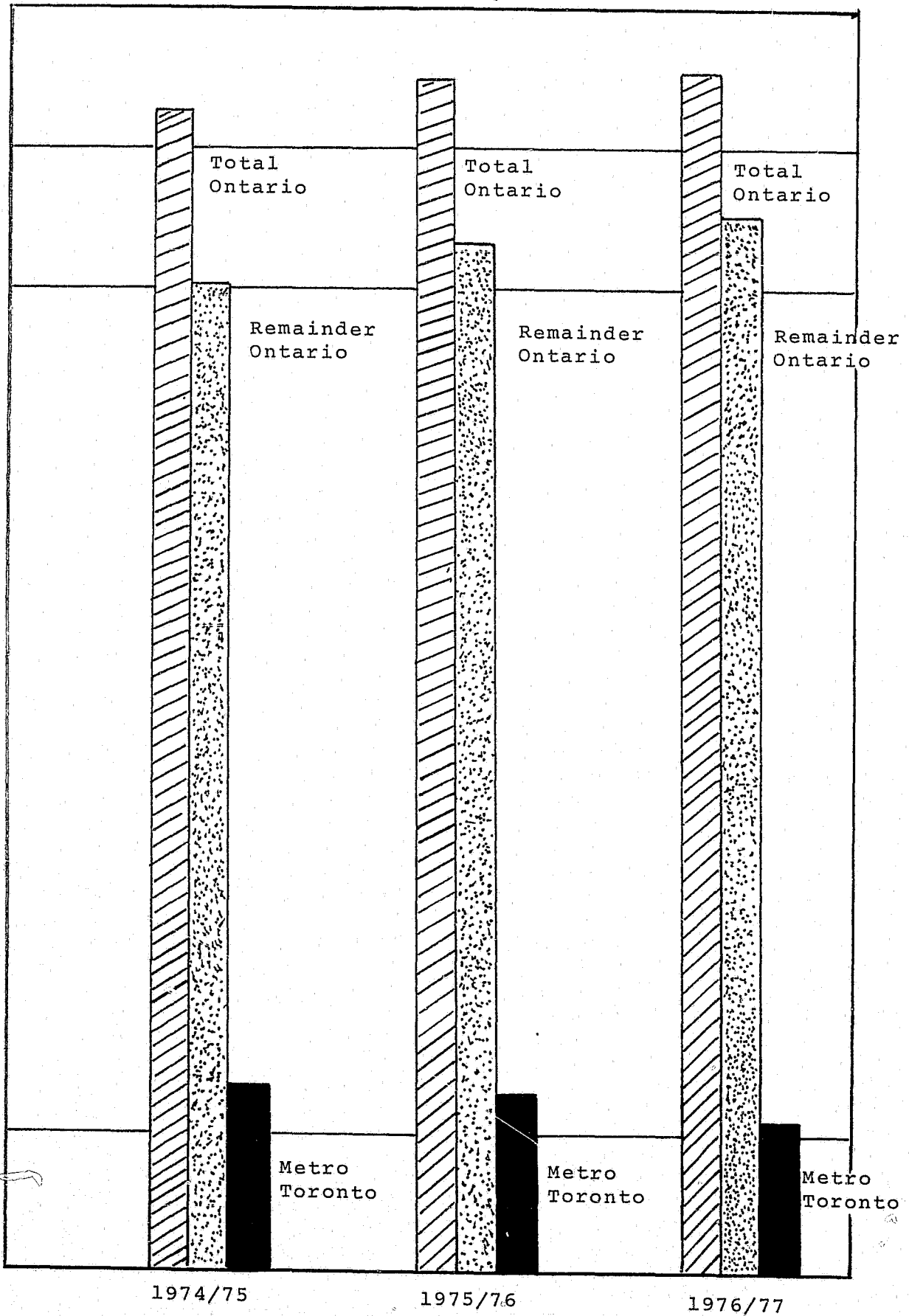
35000

28000

21000

14000

7000



**TABLE VI.1**  
**PROVINCIAL COURT (FAMILY DIVISION)**  
**TOTAL DISPOSITIONS(1) UNDER ALL STATUTES**

Judicial District County, or District	<u>1974/75</u>	<u>1975/76</u>	<u>1976/77</u>
<b>TOTAL ONTARIO</b>	<b><u>57891</u></b>	<b><u>59440</u></b>	<b><u>60172</u></b>
Metropolitan Toronto	8833	8442	7375
<b>REMAINDER OF ONTARIO</b>	<b><u>49058</u></b>	<b><u>50998</u></b>	<b><u>52797</u></b>
<b>Central East Region</b>	<b><u>9935</u></b>	<b><u>10460</u></b>	<b><u>10730</u></b>
Durham	2146	2108	1849
Muskoka	366	325	252
Northumberland	374	463	449
Peel	1563	1871	1982
Peterborough	951	983	1121
Simcoe	1263	1120	1274
Victoria & Haliburton	168	237	218
York (Newmarket)	1382	1225	1298
York (Thornhill)	1722	2128	2287
<b>Central West Region</b>	<b><u>13039</u></b>	<b><u>14133</u></b>	<b><u>14259</u></b>
Brant	1567	1881	1694
Dufferin	180	158	159
Haldimand	132	168	124
Halton	1279	1326	1093
Hamilton-Wentworth	3563	4192	4261
Niagara North	1825	1769	1633
Niagara South	1543	1652	1750
Norfolk	477	397	415
Waterloo	1730	1797	2167
Wellington	743	793	963
<b>Eastern Region</b>	<b><u>10515</u></b>	<b><u>9156</u></b>	<b><u>10565</u></b>
Frontenac	1363	1518	1770
Hastings	1358	1029	1322
Lanark	248	336	405
Leeds & Grenville	611	384	503
Lennox & Addington	242	232	245
Ottawa-Carleton	4628	3797	4328
Prescott & Russell	513	525	521
Prince Edward	164	163	175
Renfrew	578	640	747
Stormont, Dundas & Glengarry	810	632	549
<b>North Eastern Region</b>	<b><u>4486</u></b>	<b><u>4992</u></b>	<b><u>5182</u></b>
Algoma	677	529	464
Cochrane North	335	382	341
Cochrane South	311	272	366
Manitoulin	84	138	140
Nipissing	658	730	685
Parry Sound	185	232	223
Sudbury (Sudbury)	1812	2319	2490
Sudbury (Espanola)	76	51	66
Temiskaming	348	339	407
<b>North Western Region</b>	<b><u>2285</u></b>	<b><u>2620</u></b>	<b><u>2426</u></b>
Kenora (Kenora)	750	900	673
Kenora (Dryden)	232	313	375
Rainy River	161	257	217
Thunder Bay	1142	1150	1161
<b>South Western Region</b>	<b><u>8798</u></b>	<b><u>9637</u></b>	<b><u>9635</u></b>
Bruce	229	288	334
Elgin	481	531	689
Essex	3235	2938	2851
Grey	559	779	799
Huron	427	415	429
Kent	520	557	633
Lambton	556	620	695
Middlesex	1956	2625	2305
Oxford	439	477	515
Perth	396	407	385

Source: Provincial Court (Family Division)  
Monthly Statistical Report

NOTES: (1) Includes: Training Schools Act, Section 8.  
Education Act, Section 29.  
Child Welfare Act.  
Deserted Wives' & Children's Maintenance Act.  
Reciprocal Enforcement of Maintenance Orders Act.  
Criminal Code of Canada  
Other Legislation.  
Interim Orders Under NWCMA.  
Withdrawals, Dismissals, & Adjournments Sine Die.






TABLE VI.2  
PROVINCIAL COURT (FAMILY DIVISION)  
TRAINING SCHOOLS ACT: SECTION 8 - COMMITTALS (1)

Judicial District County, or District	Boys			Girls			Total		
	1974/75	1975/76	1976/77	1974/75	1975/76	1976/77	1974/75	1975/76	1976/77
<b>TOTAL ONTARIO</b>	<u>176</u>	<u>59</u>	<u>34</u>	<u>197</u>	<u>72</u>	<u>53</u>	<u>373</u>	<u>131</u>	<u>87</u>
Métropolitan Toronto	32	1	-	23	1	-	55	2	-
<b>REMAINDER OF ONTARIO</b>	<u>144</u>	<u>58</u>	<u>34</u>	<u>174</u>	<u>71</u>	<u>53</u>	<u>318</u>	<u>129</u>	<u>87</u>
<b>Central East Region</b>	<u>36</u>	<u>16</u>	<u>10</u>	<u>27</u>	<u>13</u>	<u>4</u>	<u>63</u>	<u>29</u>	<u>14</u>
Durham	10	2	-	4	-	-	14	2	-
Muskoka	1	-	-	2	1	-	3	1	-
Northumberland	2	2	-	2	1	-	4	3	-
Peel	1	-	-	1	-	-	2	-	-
Peterborough	1	10	10	1	11	3	2	21	13
Simcoe	5	-	-	5	-	-	11	-	-
Victoria & Haliburton	1	2	-	1	-	-	2	2	-
York (Newmarket)	11	-	-	5	-	1	16	-	1
York (Thornhill)	4	-	-	5	-	-	9	-	-
<b>Central West Region</b>	<u>26</u>	<u>8</u>	<u>1</u>	<u>42</u>	<u>13</u>	<u>16</u>	<u>68</u>	<u>21</u>	<u>17</u>
Brant	2	-	-	4	-	6	6	-	6
Dufferin	-	-	-	-	-	-	-	-	-
Haldimand	-	-	-	-	-	-	-	-	-
Halton	10	1	-	6	2	2	16	3	2
Hamilton-Wentworth	6	-	-	13	7	4	19	7	4
Niagara North	-	4	-	8	2	-	8	6	-
Niagara South	1	-	-	3	1	-	4	1	-
Norfolk	-	2	-	1	-	-	1	2	-
Waterloo	1	1	1	4	-	-	5	1	1
Wellington	6	-	-	3	1	4	9	1	4
<b>Eastern Region</b>	<u>37</u>	<u>14</u>	<u>7</u>	<u>30</u>	<u>11</u>	<u>5</u>	<u>67</u>	<u>25</u>	<u>12</u>
Frontenac	1	-	-	1	-	-	2	-	-
Hastings	7	1	-	11	-	-	18	1	-
Lanark	-	1	-	1	1	-	1	2	-
Leeds & Grenville	6	4	2	2	1	3	8	5	5
Lennox & Addington	1	1	1	-	-	1	1	1	2
Ottawa-Carleton	6	4	3	2	1	1	8	5	4
Prescott & Russell	5	1	-	1	-	-	6	1	-
Prince Edward	1	-	1	-	-	-	1	-	1
Renfrew	9	2	-	11	8	-	20	10	-
Stormont, Dundas & Glengarry	1	-	-	1	-	-	2	-	-
<b>North Eastern Region</b>	<u>14</u>	<u>4</u>	<u>3</u>	<u>35</u>	<u>11</u>	<u>15</u>	<u>49</u>	<u>15</u>	<u>18</u>
Algoma	2	-	-	3	1	-	5	1	-
Cochrane North	-	-	-	2	1	-	2	1	-
Cochrane South	-	-	-	4	3	5	4	3	5
Manitoulin	2	1	-	2	-	2	4	1	2
Nipissing	1	-	-	5	-	-	6	-	-
Perry Sound	1	1	-	2	1	1	3	2	1
Sudbury (Sudbury)	2	2	3	5	3	6	7	5	9
Sudbury (Espanola)	-	-	-	-	-	-	-	-	-
Temiskaming	6	-	-	12	2	1	18	2	1
<b>North Western Region</b>	<u>18</u>	<u>3</u>	<u>11</u>	<u>22</u>	<u>18</u>	<u>9</u>	<u>40</u>	<u>21</u>	<u>20</u>
Kenora (Kenora)	1	-	5	4	3	2	5	3	7
Kenora (Dryden)	3	2	3	5	7	5	8	9	8
Rainy River	3	-	3	-	-	-	3	-	3
Thunder Bay	11	1	-	13	8	2	24	9	2
<b>South Western Region</b>	<u>13</u>	<u>13</u>	<u>2</u>	<u>18</u>	<u>5</u>	<u>3</u>	<u>31</u>	<u>18</u>	<u>6</u>
Bruce	2	-	-	-	-	-	2	-	-
Elgin	-	1	-	2	-	1	2	1	1
Essex	2	5	-	2	2	-	4	7	-
Grey	-	4	-	3	1	-	3	5	-
Huron	-	-	-	-	-	-	-	-	-
Kent	2	1	1	2	1	-	4	2	1
Lambton	-	-	1	4	1	2	4	1	3
Middlesex	1	-	-	3	-	-	4	-	-
Oxford	-	1	-	-	-	-	-	1	-
Perth	6	1	-	2	-	1	8	1	1

Source: Provincial Court (Family Division)  
Monthly Statistical Report

NOTES: (1) Effective Jan. 1, 1977, legislation was amended so as to repeal Section 8 under the Training Schools Act. Data, therefore, has been compiled for the period April 1, 1976 to Dec. 31, 1976.

100

Provincial Court (Family Division)  
Education Act: Section 29  
Total Dispositions for All Offences  
1974/75-1976/77

1050

900

750

600

450

300

150



1974/75

1975/76

1976/77

TABLE VI.3  
PROVINCIAL COURT (FAMILY DIVISION)  
EDUCATION ACT: SECTION 29(1)  
TOTAL DISPOSITIONS (2) FOR ALL OFFENCES

Judicial District County, or District	<u>1974/75</u>	<u>1975/76</u>	<u>1976/77</u>
<b>TOTAL ONTARIO</b>	<u>1019</u>	<u>783</u>	<u>866</u>
Metropolitan Toronto	230	187	152
<b>REMAINDER OF ONTARIO</b>	<u>789</u>	<u>596</u>	<u>714</u>
<b>Central East Region</b>	<u>288</u>	<u>204</u>	<u>223</u>
Durham	8	-	-
Muskoka	3	5	7
Northumberland	3	2	-
Peel	5	3	12
Peterborough	-	9	11
Simcoe	19	-	4
Victoria & Haliburton	-	6	-
York (Newmarket)	139	82	85
York (Thornhill)	111	97	104
<b>Central West Region</b>	<u>98</u>	<u>92</u>	<u>90</u>
Brant	16	25	25
Dufferin	-	-	-
Haldimand	2	-	1
Halton	6	3	2
Hamilton-Wentworth	36	36	35
Niagara North	-	-	5
Niagara South	5	3	7
Norfolk	13	5	2
Norfolk	2	1	5
Waterloo	2	1	5
Wellington	18	19	8
<b>Eastern Region</b>	<u>222</u>	<u>151</u>	<u>202</u>
Frontenac	18	10	2
Hastings	6	13	16
Lanark	4	-	-
Leeds & Grenville	3	-	5
Lennox & Addington	3	4	7
Ottawa-Carleton	156	100	128
Prescott & Russell	12	6	30
Prince Edward	1	1	-
Renfrew	10	6	4
Stormont, Dundas & Glengarry	9	11	10
<b>North Eastern Region</b>	<u>59</u>	<u>14</u>	<u>40</u>
Algoma	10	2	-
Cochrane North	13	-	6
Cochrane South	5	-	2
Manitoulin	-	-	-
Nipissing	6	-	-
Parry Sound	4	1	5
Sudbury (Sudbury)	12	10	11
Sudbury (Espanola)	-	-	2
Temiskaming	9	1	14
<b>North Western Region</b>	<u>9</u>	<u>7</u>	<u>7</u>
Kenora (Kenora)	4	3	1
Kenora (Dryden)	3	3	2
Rainy River	-	-	-
Thunder Bay	2	1	4
<b>South Western Region</b>	<u>113</u>	<u>128</u>	<u>152</u>
Bruce	-	-	-
Elgin	-	-	4
Essex	76	64	79
Grey	2	6	1
Huron	1	-	1
Kent	13	2	6
Lambton	9	10	21
Middlesex	10	43	40
Oxford	-	2	-
Perth	2	1	-

NOTES: (1) Formerly Section 14, Schools Administration Act.  
(2) Figures include totals for boys, girls and adults.

Source: Provincial Court (Family Division)  
Monthly Statistical Report

Provincial Court (Family Division)  
Child Welfare Act  
Summary of All Orders  
1974/75-1976/77

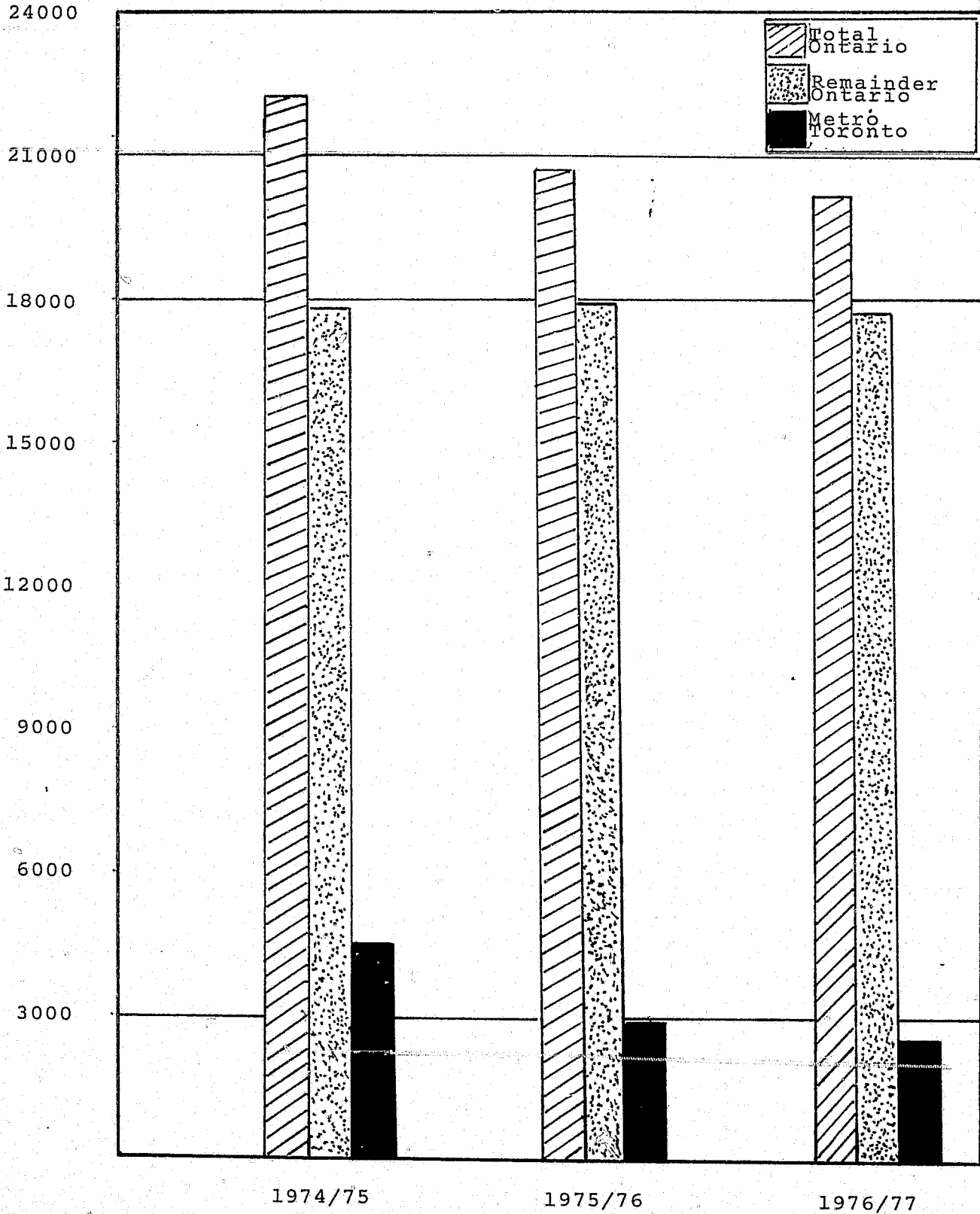


TABLE VI.4  
 PROVINCIAL COURT (FAMILY DIVISION)  
 CHILD WELFARE ACT  
 SUMMARY OF ALL DISPOSITIONS (1)

Judicial District County, or District	<u>1974/75</u>	<u>1975/76</u>	<u>1976/77</u>
<b>TOTAL ONTARIO</b>	<b><u>22301</u></b>	<b><u>20971</u></b>	<b><u>20146</u></b>
Metropolitan Toronto	4421	2997	2403
<b>REMAINDER OF ONTARIO</b>	<b><u>17880</u></b>	<b><u>17974</u></b>	<b><u>17743</u></b>
<b>Central East Region</b>	<b><u>3027</u></b>	<b><u>2938</u></b>	<b><u>2732</u></b>
Durham	514	379	329
Muskoka	231	158	89
Northumberland	69	55	62
Peel	497	730	734
Peterborough	164	158	173
Simcoe	301	273	306
Victoria & Haliburton	27	32	50
York (Newmarket)	261	185	137
York (Thornhill)	963	968	852
<b>Central West Region</b>	<b><u>3963</u></b>	<b><u>4635</u></b>	<b><u>4288</u></b>
Brant	445	549	348
Cufferin	71	47	32
Haldimand	41	48	40
Halton	274	373	307
Hamilton—Wentworth	817	1233	1079
Niagara North	799	724	642
Niagara South	399	484	396
Norfolk	101	55	109
Waterloo	722	832	989
Wellington	294	290	346
<b>Eastern Region</b>	<b><u>4074</u></b>	<b><u>3388</u></b>	<b><u>3809</u></b>
Frontenac	380	252	263
Hastings	394	321	402
Lanark	72	55	65
Leeds & Grenville	358	242	242
Lennox & Addington	43	69	89
Ottawa—Carleton	1934	1719	2024
Prescott & Russell	156	192	173
Prince Edward	34	40	65
Renfrew	156	148	185
Stormont, Dundas & Glengarry	547	350	301
<b>North Eastern Region</b>	<b><u>2537</u></b>	<b><u>2596</u></b>	<b><u>2663</u></b>
Algoma	411	216	169
Cochrane North	136	107	144
Cochrane South	128	96	119
Manitoulin	65	86	75
Nipissing	370	392	361
Parry Sound	73	73	85
Sudbury (Sudbury)	1162	1465	1482
Sudbury (Espanola)	1	-	1
Temiskaming	191	161	227
<b>North Western Region</b>	<b><u>1617</u></b>	<b><u>1542</u></b>	<b><u>1465</u></b>
Kenora (Kenora)	665	646	504
Kenora (Dryden)	140	194	237
Rainy River	68	126	97
Thunder Bay	744	576	627
<b>South Western Region</b>	<b><u>2662</u></b>	<b><u>2875</u></b>	<b><u>2786</u></b>
Bruce	73	87	122
Elgin	163	156	164
Essex	738	889	908
Grey	128	180	186
Huron	142	154	100
Kent	70	53	70
Lambton	190	214	173
Middlesex	805	860	809
Oxford	218	180	167
Perth	135	102	87

NOTES: (1) Includes totals from Tables VI.5 and VI.6.

Source: Provincial Court (Family Division)  
 Monthly Statistical Report

TABLE VI.5  
 PROVINCIAL COURT (FAMILY DIVISION)  
 CHILD WELFARE ACT  
 CHILD CUSTODY ORDERS (1) AND  
 PAYMENT AND ENFORCEMENT ORDERS (2)

Judicial District  
 County, or District

	Child Custody Orders			Payment and Enforcement Orders		
	1974/75	1975/76	1976/77	1974/75	1975/76	1976/77
TOTAL ONTARIO	<u>21270</u>	<u>19984</u>	<u>18901</u>	<u>355</u>	<u>248</u>	<u>320</u>
Metropolitan Toronto	4241	2861	2293	-	-	-
REMAINDER OF ONTARIO	<u>17029</u>	<u>17123</u>	<u>16608</u>	<u>355</u>	<u>248</u>	<u>320</u>
Central East Region	<u>2941</u>	<u>2838</u>	<u>2551</u>	<u>35</u>	<u>25</u>	<u>42</u>
Durham	488	349	281	14	10	13
Muskoka	231	158	89	-	-	-
Northumberland	69	49	58	-	-	-
Peel	489	699	689	1	2	-
Peterborough	150	142	156	12	9	14
Simcoe	285	265	276	4	2	4
Victoria & Haliburton	27	31	50	-	1	-
York (Newmarket)	239	180	117	4	-	7
York (Thornhill)	963	965	835	-	1	4
Central West Region	<u>3696</u>	<u>4412</u>	<u>4013</u>	<u>151</u>	<u>91</u>	<u>107</u>
Brant	435	542	334	-	1	3
Dufferin	66	43	29	5	1	-
Haldimand	41	48	38	-	-	-
Halton	248	360	297	14	1	-
Hamilton-Wentworth	793	1188	1044	5	15	8
Niagara North	692	663	600	76	32	30
Niagara South	376	470	365	16	7	12
Norfolk	100	53	106	1	1	2
Waterloo	673	781	919	30	28	33
Wellington	272	264	281	4	5	19
Eastern Region	<u>3841</u>	<u>3147</u>	<u>3517</u>	<u>67</u>	<u>42</u>	<u>60</u>
Frontenac	355	195	194	6	2	1
Hastings	319	253	315	23	9	9
Lanark	69	51	60	-	1	2
Leeds & Grenville	358	240	233	-	-	6
Lennox & Addington	37	45	70	1	4	7
Ottawa-Carleton	1846	1668	1958	2	3	14
Prescott & Russell	156	181	163	-	11	6
Prince Edward	33	34	59	-	2	3
Renfrew	156	145	177	-	-	1
Stormont, Dundas & Glengarry	512	335	288	35	10	11
North Eastern Region	<u>2465</u>	<u>2526</u>	<u>2567</u>	<u>41</u>	<u>29</u>	<u>29</u>
Algoma	407	209	160	-	1	1
Cochrane North	132	104	143	3	2	-
Cochrane South	113	82	97	2	2	5
Manitoulin	65	86	75	-	-	-
Nipissing	348	373	341	16	16	12
Parry Sound	71	59	76	-	4	3
Sudbury (Sudbury)	1142	1461	1479	19	3	1
Sudbury (Espanola)	1	-	-	-	-	-
Temiskaming	186	152	196	1	1	7
North Western Region	<u>1583</u>	<u>1510</u>	<u>1423</u>	<u>4</u>	<u>10</u>	<u>18</u>
Kenora (Kenora)	664	639	496	-	2	7
Kenora (Dryden)	137	183	236	-	7	-
Rainy River	68	126	96	-	-	-
Thunder Bay	714	562	595	4	1	11
South Western Region	<u>2503</u>	<u>2690</u>	<u>2537</u>	<u>57</u>	<u>51</u>	<u>64</u>
Bruce	64	69	115	-	11	4
Elgin	152	149	146	-	-	7
Essex	671	815	776	16	7	12
Grey	119	157	183	3	14	1
Huron	135	152	95	6	2	-
Kent	60	53	61	1	-	5
Lambton	189	200	158	1	-	1
Middlesex	791	835	774	7	6	19
Oxford	212	173	158	6	4	3
Perth	110	87	71	17	7	12

Source: Provincial Court (Family Division)  
 Monthly Statistical Report

NOTES: (1) Includes all custody orders under Child Welfare Act.  
 (2) Includes orders made under: S.27(1): Maintenance Orders.  
 S.27(4): Enforcements.

TABLE VI.6  
 PROVINCIAL COURT (FAMILY DIVISION)  
 CHILD WELFARE ACT  
 AFFILIATION ORDERS (1) MADE AND ENFORCED (2)

Judicial District County, or District	Affiliation Orders Made			Affiliation Orders Enforced		
	1974/75	1975/76	1976/77	1974/75	1975/76	1976/77
TOTAL ONTARIO	<u>376</u> (r)	<u>439</u> (r)	<u>457</u>	<u>300</u>	<u>300</u>	<u>468</u>
Metropolitan Toronto	100 (r)	75 (r)	44	80	61	66
REMAINDER OF ONTARIO	<u>276</u>	<u>364</u>	<u>413</u>	<u>220</u>	<u>239</u>	<u>402</u>
Central East Region	<u>33</u>	<u>50</u>	<u>85</u>	<u>18</u>	<u>25</u>	<u>54</u>
Durham	12	10	23	-	10	12
Muskoka	-	-	-	-	-	-
Northumberland	-	5	3	-	1	1
Peel	4	20	27	3	9	18
Peterborough	1	7	2	1	-	1
Simcoe	3	4	18	9	2	8
Victoria & Haliburton	-	-	-	-	-	-
York (Newmarket)	13	3	5	5	2	8
York (Thornhill)	-	1	7	-	1	6
Central West Region	<u>72</u>	<u>73</u>	<u>82</u>	<u>44</u>	<u>59</u>	<u>86</u>
Brant	2	1	1	8	5	10
Dufferin	-	2	3	-	1	-
Haldimand	-	-	2	-	-	-
Halton	5	3	5	7	9	5
Hamilton-Wentworth	14	11	6	5	19	21
Niagara North	28	23	6	3	6	6
Niagara South	7	7	18	-	-	1
Norfolk	-	1	1	-	-	-
Waterloo	10	16	14	9	7	23
Wellington	6	9	26	12	12	20
Eastern Region	<u>87</u>	<u>111</u>	<u>106</u>	<u>79</u>	<u>88</u>	<u>126</u>
Frontenac	11	21	39	8	34	29
Hastings	23	23	11	29	36	67
Lanark	1	1	3	2	2	-
Leeds & Grenville	-	2	2	-	-	1
Lennox & Addington	-	10	5	5	10	7
Ottawa-Carleton	51	43	32	35	5	20
Prescott & Russell	-	-	4	-	-	-
Prince Edward	1	3	2	-	1	1
Renfrew	-	3	6	-	-	1
Stormont, Dundas & Glengarry	-	5	2	-	-	-
North Eastern Region	<u>27</u>	<u>31</u>	<u>43</u>	<u>4</u>	<u>10</u>	<u>24</u>
Algoma	3	5	5	1	1	3
Cochrane North	1	-	1	-	1	-
Cochrane South	12	7	9	1	5	8
Manitoulin	-	-	-	-	-	-
Nipissing	5	3	7	1	-	1
Parry Sound	2	8	4	-	2	2
Sudbury (Sudbury)	-	-	1	1	1	1
Sudbury (Espanola)	-	-	-	-	-	1
Temiskaming	4	8	16	-	-	8
North Western Region	<u>23</u>	<u>18</u>	<u>7</u>	<u>7</u>	<u>4</u>	<u>17</u>
Kenora (Kenora)	1	4	-	-	1	1
Kenora (Dryden)	3	2	-	-	2	1
Rainy River	-	-	1	-	-	-
Thunder Bay	19	12	6	7	1	15
South Western Region	<u>34</u>	<u>81</u>	<u>90</u>	<u>68</u>	<u>53</u>	<u>95</u>
Bruce	-	3	-	9	4	3
Elgin	7	4	5	4	3	6
Essex	18	37	51	33	30	69
Grey	-	4	1	6	5	1
Huron	-	-	-	1	-	5
Kent	3	-	1	6	-	3
Lambton	-	14	12	-	-	2
Middlesex	4	14	12	3	5	4
Oxford	-	3	5	-	-	1
Perth	2	2	3	6	6	1

Source: Provincial Court (Family Division)  
 Monthly Statistical Report

NOTES: (1) Includes orders made under S.58 and S.59.  
 (2) Includes orders made under S.65.

Provincial Court (Family Division)  
Deserted Wives' and Children's Maintenance Act  
Summary of all Orders  
1974/75-1976/77

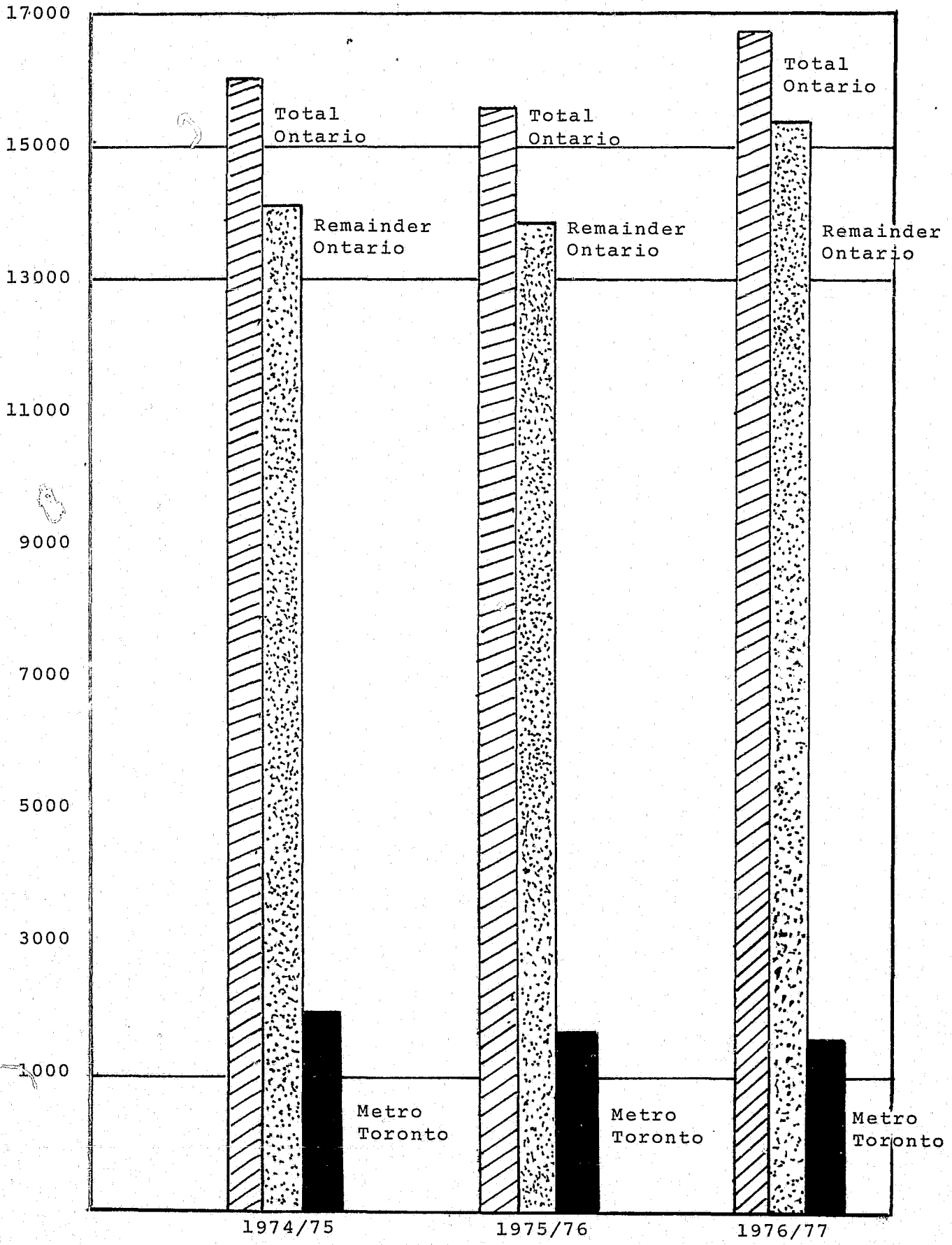




TABLE VI.7  
 PROVINCIAL COURT (FAMILY DIVISION)  
 DESERTED WIVES' AND CHILDREN'S MAINTENANCE ACT  
 SUMMARY OF ALL DISPOSITIONS (1)

Judicial District County, or District	1974/75	1975/76	1976/77
<b>TOTAL ONTARIO</b>	<u>16010</u>	<u>15540</u>	<u>16765</u>
Metropolitan Toronto	1954	1622	1442
<b>REMAINDER OF ONTARIO</b>	<u>14056</u>	<u>13918</u>	<u>15323</u>
<b>Central East Region</b>	<u>2656</u>	<u>2844</u>	<u>2847</u>
Durham	789	859	704
Muskoka	47	65	67
Northumberland	139	185	189
Peel	353	430	475
Peterborough	397	347	295
Simcoe	369	290	427
Victoria & Haliburton	64	75	68
York (Newmarket)	356	320	275
York (Thornhill)	142	273	347
<b>Central West Region</b>	<u>4350</u>	<u>4406</u>	<u>5015</u>
Brant	807	884	937
Dufferin	39	33	61
Haldimand	31	28	36
Halton	637	446	472
Hamilton-Wentworth	1066	1312	1509
Niagara North	505	516	574
Niagara South	366	365	416
Norfolk	186	163	143
Waterloo	430	363	490
Wellington	283	296	377
<b>Eastern Region</b>	<u>3056</u>	<u>2121</u>	<u>2546</u>
Frontenac	423	487	526
Hastings	590	433	550
Lanark	120	122	235
Leeds & Grenville	95	77	117
Lennox & Addington	111	54	57
Ottawa-Carleton	1181	417	468
Prescott & Russell	133	119	144
Prince Edward	41	46	55
Renfrew	197	226	268
Stormont, Dundas & Glengarry	165	140	126
<b>North Eastern Region</b>	<u>880</u>	<u>1048</u>	<u>1036</u>
Algoma	137	156	117
Cochrane North	61	114	59
Cochrane South	102	107	155
Manitoulin	2	2	13
Nipissing	153	201	170
Parry Sound	39	36	34
Sudbury (Sudbury)	307	331	389
Sudbury (Esplanada)	22	14	17
Temiskaming	57	87	82
<b>North Western Region</b>	<u>272</u>	<u>334</u>	<u>345</u>
Kenora (Kenora)	31	52	42
Kenora (Dryden)	30	34	47
Rainy River	57	79	39
Thunder Bay	154	169	217
<b>South Western Region</b>	<u>2842</u>	<u>3165</u>	<u>3534</u>
Bruce	65	91	88
Elgin	69	135	231
Essex	1297	1248	1351
Grey	227	354	367
Huron	136	115	154
Kent	233	237	324
Lambton	140	155	178
Middlesex	391	511	530
Oxford	88	109	117
Perth	196	210	194

NOTES: (1) Includes totals from Table VI.8.

Source: Provincial Court (Family Division)  
 Monthly Statistical Report




TABLE VI.8  
 PROVINCIAL COURT (FAMILY DIVISION)  
 DESERTED WIVES' AND CHILDREN'S MAINTENANCE ACT  
 NO. OF ORDERS MADE (1), NO. OF ENFORCEMENT ORDERS (2)  
 ORDERS NOT CONFIRMED AND OTHER ORDERS MADE (3)

Judicial District County, or District	No. of Orders Made			No. of Enforcement Orders			Orders Not Confirmed And Other Orders Made		
	1974/75	1975/76	1976/77	1974/75	1975/76	1976/77	1974/75	1975/76	1976/77
	TOTAL ONTARIO	7726	7984	8085	8193	7460	8534	91	96
Metropolitan Toronto	967	836	816	987	783	625	-	3	1
REMAINDER OF ONTARIO	6759	7148	7269	7206	6677	7909	91	93	145
Central East Region	1441	1605	1438	1194	1214	1347	21	25	62
Durham	511	557	435	275	301	266	3	1	3
Muskoka	10	22	22	36	41	45	1	2	-
Northumberland	58	74	86	81	111	103	-	-	-
Peel	215	226	198	128	185	224	10	19	53
Peterborough	131	143	118	266	204	177	-	-	-
Simcoe	174	182	198	195	108	227	-	-	2
Victoria & Haliburton	30	43	40	30	30	28	4	2	-
York (Newmarket)	204	192	159	151	128	113	1	-	3
York (Thornhill)	108	166	182	32	106	164	2	1	1
Central West Region	2035	2212	2427	2311	2188	2580	4	6	8
Brant	193	197	232	614	685	702	-	2	3
Dufferin	24	22	39	15	11	22	-	-	-
Haldimand	13	14	27	18	14	9	-	-	-
Halton	190	213	209	446	233	262	1	-	1
Hamilton-Wentworth	599	695	815	465	617	694	2	-	-
Niagara North	387	398	333	118	117	241	-	1	-
Niagara South	276	310	327	90	54	89	-	1	-
Norfolk	48	51	58	138	111	85	-	1	-
Waterloo	212	207	251	217	155	237	1	1	2
Wellington	93	105	136	190	191	239	-	-	2
Eastern Region	1416	1095	1223	1602	984	1279	38	42	44
Frontenac	239	241	268	183	243	257	1	3	1
Hastings	140	151	137	441	268	412	9	14	1
Lanark	44	48	44	74	73	191	2	1	-
Leeds & Grenville	58	49	63	37	28	54	-	-	-
Lennox & Addington	45	30	34	66	24	23	-	-	-
Ottawa-Carleton	638	333	391	540	82	72	3	2	5
Prescott & Russell	55	51	70	72	67	72	6	1	2
Prince Edward	19	17	36	19	25	18	3	4	1
Renfrew	86	102	120	108	124	143	3	-	5
Stormont, Dundas & Glengarry	92	73	60	62	50	37	11	17	29
North Eastern Region	573	624	661	301	418	364	6	6	11
Algoma	82	96	65	52	59	48	3	1	4
Cochrane North	28	37	35	33	77	22	-	-	2
Cochrane South	63	65	97	38	40	58	1	2	-
Manitoulin	2	1	10	-	-	2	-	1	1
Nipissing	95	121	116	57	80	53	1	-	1
Parry Sound	20	21	18	19	14	14	-	1	2
Sudbury (Sudbury)	226	209	249	80	121	139	1	1	1
Sudbury (Espanola)	15	9	9	7	5	8	-	-	-
Temiskaming	42	65	62	15	22	20	-	-	-
North Western Region	143	177	155	115	150	182	14	7	8
Kenora (Kenora)	14	32	23	16	17	18	1	3	1
Kenora (Dryden)	23	22	29	4	12	17	3	-	1
Rainy River	25	32	11	32	47	28	-	-	-
Thunder Bay	81	91	92	63	74	119	10	4	6
South Western Region	1151	1435	1365	1683	1723	2157	8	7	12
Bruce	30	48	44	34	43	41	1	-	3
Elgin	60	79	105	7	55	123	2	1	3
Essex	459	540	498	836	707	851	2	1	2
Grey	64	97	70	161	257	297	2	-	-
Huron	44	48	51	92	67	103	-	-	-
Kent	106	139	136	127	98	187	-	-	1
Lambton	73	97	91	67	58	87	-	-	-
Middlesex	190	250	236	201	258	291	-	3	3
Oxford	47	62	58	40	46	59	1	1	-
Perth	78	75	76	118	134	118	-	1	-

Source: Provincial Court (Family Division)  
 Monthly Statistical Report

- NOTES: (1) Includes orders made under:  
 S.2&3: Maintenance Custody & Rights of Access.  
 S.3(4): Contempt of Custody.  
 S.8 : Rehearing of Application.  
 S.11(1): Provisional Orders Made.  
 S.11(5): Provisional Orders Confirmed.  
 (2) Includes Family Court Orders, Supreme Court Orders  
 and Surrogate Court Orders.  
 (3) Includes S.11(7): Provisional Orders Not Confirmed and  
 Orders Made under Sections not specified.

TABLE VI.9  
 PROVINCIAL COURT (FAMILY DIVISION)  
 RECIPROCAL ENFORCEMENT OF MAINTENANCE ORDERS ACT  
 SUMMARY OF ALL DISPOSITIONS(1)

Judicial District County, or District	1974/75	1975/76	1976/77
<b>TOTAL ONTARIO</b>	<u>567</u>	<u>546</u>	<u>639</u>
Metropolitan Toronto	149	108	99
<b>REMAINDER OF ONTARIO</b>	<u>418</u>	<u>438</u>	<u>540</u>
<b>Central East Region</b>	<u>81</u>	<u>111</u>	<u>113</u>
Durham	21	7	10
Muskoka	1	-	2
Northumberland	6	6	7
Peel	14	30	31
Peterborough	5	17	8
Simcoe	10	16	12
Victoria & Haliburton	-	-	2
York (Newmarket)	14	10	13
York (Thornhill)	10	25	28
<b>Central West Region</b>	<u>97</u>	<u>89</u>	<u>155</u>
Brant	8	19	16
Dufferin	3	2	6
Haldimand	2	-	-
Halton	12	4	7
Hamilton-Wentworth	15	17	19
Niagara North	8	16	19
Niagara South	17	6	20
Norfolk	6	-	2
Waterloo	21	10	31
Wellington	5	15	35
<b>Eastern Region</b>	<u>74</u>	<u>54</u>	<u>111</u>
Frontenac	5	12	16
Hastings	26	14	30
Lanark	2	2	3
Leeds & Grenville	4	5	10
Lennox & Addington	3	4	2
Ottawa-Carleton	21	9	22
Prescott & Russell	2	-	3
Prince Edward	1	1	-
Renfrew	9	6	24
Stormont, Dundas & Glengarry	1	1	1
<b>North Eastern Region</b>	<u>48</u>	<u>50</u>	<u>38</u>
Algoma	6	7	12
Cochrane North	4	6	2
Cochrane South	3	2	4
Manitoulin	-	-	-
Nipissing	4	11	5
Parry Sound	1	3	2
Sudbury (Sudbury)	27	17	13
Sudbury (Espanola)	2	1	-
Temiskaming	1	3	-
<b>North Western Region</b>	<u>29</u>	<u>40</u>	<u>31</u>
Kenora (Kenora)	11	6	3
Kenora (Dryden)	4	1	2
Rainy River	-	-	1
Thunder Bay	14	33	25
<b>South Western Region</b>	<u>89</u>	<u>94</u>	<u>92</u>
Bruce	1	3	6
Elgin	-	6	3
Essex	29	31	40
Grey	11	1	2
Huron	7	-	4
Kent	3	8	4
Lambton	7	6	7
Middlesex	24	34	18
Oxford	2	1	3
Perth	5	4	5

Source: Provincial Court (Family Division)  
Monthly Statistical Report

NOTES: (1) Includes totals from Table VI.10.

TABLE VI.10  
 PROVINCIAL COURT (FAMILY DIVISION)  
 RECIPROCAL ENFORCEMENT OF MAINTENANCE ORDERS ACT  
 NO. OF ORDERS MADE(1), NO. OF ENFORCEMENTS MADE(2)  
 AND OTHER MATTERS(3)

Judicial District  
 County, or District

	No. of Orders Made			No. of Enforcements Made			Other Matters		
	1974/75	1975/76	1976/77	1974/75	1975/76	1976/77	1974/75	1975/76	1976/77
TOTAL ONTARIO	<u>338</u>	<u>359</u>	<u>441</u>	<u>187</u>	<u>163</u>	<u>175</u>	<u>42</u>	<u>24</u>	<u>23</u>
Metropolitan Toronto	68	54	62	69	54	36	12	-	1
REMAINDER OF ONTARIO	<u>270</u>	<u>305</u>	<u>379</u>	<u>118</u>	<u>109</u>	<u>139</u>	<u>30</u>	<u>24</u>	<u>22</u>
Central East Region	<u>52</u>	<u>85</u>	<u>91</u>	<u>20</u>	<u>26</u>	<u>20</u>	<u>9</u>	-	<u>2</u>
Durham	13	5	7	4	2	3	4	-	-
Muskoka	1	-	2	-	-	-	-	-	-
Northumberland	2	4	4	2	2	3	2	-	-
Peel	7	25	21	4	5	8	3	-	2
Peterborough	2	10	8	3	7	-	-	-	-
Simcoe	9	16	12	1	-	-	-	-	-
Victoria & Haliburton	-	-	2	-	-	-	-	-	-
York (Newmarket)	9	9	11	5	1	2	-	-	-
York (Thornhill)	9	16	24	1	9	4	-	-	-
Central West Region	<u>70</u>	<u>66</u>	<u>102</u>	<u>22</u>	<u>20</u>	<u>43</u>	<u>5</u>	<u>3</u>	<u>10</u>
Brant	2	9	7	6	10	9	-	-	-
Dufferin	-	2	5	2	-	1	1	-	-
Haldimand	1	-	-	-	-	-	1	-	-
Halton	-	2	1	12	2	6	-	-	-
Hamilton-Wentworth	14	15	17	1	1	2	-	1	-
Niagara North	6	13	14	1	3	3	1	-	2
Niagara South	15	5	13	-	-	-	2	1	7
Norfolk	6	-	2	-	-	-	-	-	-
Waterloo	21	9	22	-	-	8	-	1	1
Wellington	5	11	21	-	4	14	-	-	-
Eastern Region	<u>46</u>	<u>37</u>	<u>82</u>	<u>22</u>	<u>10</u>	<u>27</u>	<u>6</u>	<u>7</u>	<u>2</u>
Frontenac	5	10	14	-	-	-	-	2	2
Hastings	9	8	21	12	4	9	5	2	-
Lanark	1	2	3	1	-	-	-	-	-
Leeds & Grenville	1	4	6	3	1	4	-	-	-
Lennox & Addington	2	3	2	1	-	-	-	1	-
Ottawa-Carleton	20	5	14	1	3	8	-	1	-
Prescott & Russell	-	-	-	2	-	3	-	-	-
Prince Edward	1	-	-	-	-	-	-	1	-
Renfrew	6	5	21	2	1	3	1	-	-
Stormont, Dundas & Glengarry	1	-	1	-	1	-	-	-	-
North Eastern Region	<u>30</u>	<u>33</u>	<u>24</u>	<u>18</u>	<u>17</u>	<u>14</u>	-	-	-
Algoma	1	-	1	5	7	11	-	-	-
Cochrane North	2	2	1	2	4	1	-	-	-
Cochrane South	3	2	4	-	-	-	-	-	-
Manitowlin	-	-	-	-	-	-	-	-	-
Nipissing	4	11	5	-	-	-	-	-	-
Parry Sound	1	3	2	-	-	-	-	-	-
Sudbury (Sudbury)	17	11	11	10	6	2	-	-	-
Sudbury (Espanola)	1	1	-	1	-	-	-	-	-
Temiskaming	1	3	-	-	-	-	-	-	-
North Western Region	<u>10</u>	<u>22</u>	<u>14</u>	<u>12</u>	<u>11</u>	<u>14</u>	<u>7</u>	<u>7</u>	<u>3</u>
Kenora (Kenora)	6	5	2	4	1	1	1	-	-
Kenora (Dryden)	2	1	1	1	-	1	1	-	-
Rainy River	-	-	1	-	-	-	-	-	-
Thunder Bay	2	16	10	7	10	12	5	7	3
South Western Region	<u>62</u>	<u>62</u>	<u>66</u>	<u>24</u>	<u>25</u>	<u>21</u>	<u>3</u>	<u>7</u>	<u>5</u>
Bruce	1	2	3	-	1	3	-	-	-
Elgin	-	5	3	-	-	-	-	1	-
Essex	17	16	32	11	12	8	1	2	-
Grey	9	1	1	2	-	-	-	-	1
Huron	4	-	1	3	-	3	-	-	-
Kent	3	7	3	-	1	-	-	-	1
Lambton	3	5	2	3	1	4	1	-	1
Middlesex	19	26	15	4	5	1	1	3	2
Oxford	1	-	2	1	1	1	-	-	-
Perth	5	-	4	-	3	1	-	1	-

Source: Provincial Court (Family Division)  
 Monthly Statistical Report

NOTES: (1) Orders made under S.4: Provisional Orders Made,  
 S.5: Provisional Orders Confirmed.  
 (2) Orders made under Sections 2(2) & 3(3).  
 (3) Other sections not specified.

Provincial Court (Family Division)  
Total Dispositions under all Sections of  
the Criminal Code of Canada  
1974/75-1976/77

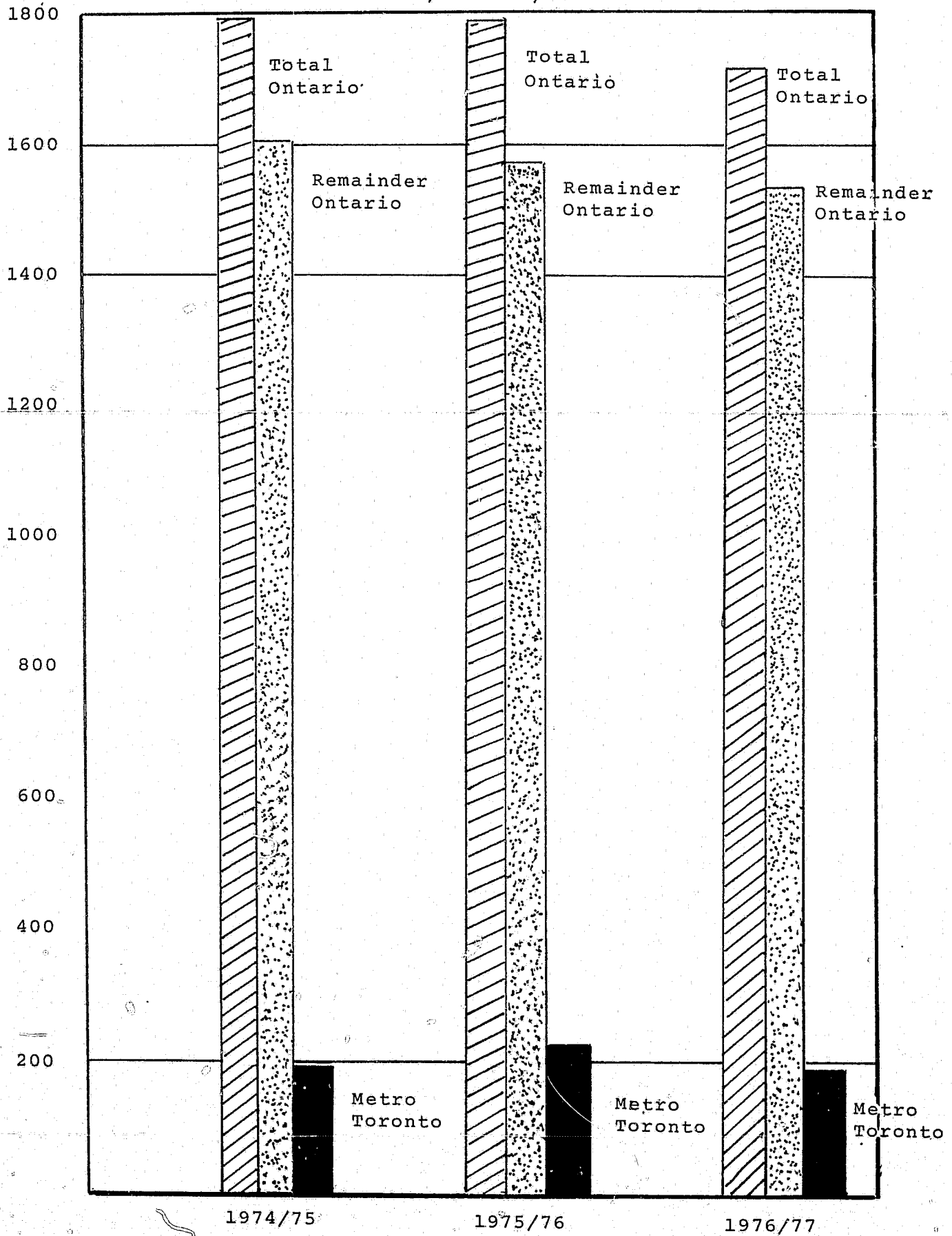


TABLE VI.11  
 PROVINCIAL COURT (FAMILY DIVISION)  
 TOTAL DISPOSITIONS UNDER ALL SECTIONS  
 OF THE CRIMINAL CODE OF CANADA

Judicial District County, or District	1974/75	1975/76	1976/77
<b>TOTAL ONTARIO</b>	<u>1796</u>	<u>1795</u>	<u>1715</u>
Metropolitan Toronto	194	219	185
<b>REMAINDER OF ONTARIO</b>	<u>1602</u>	<u>1576</u>	<u>1530</u>
<b>Central East Region</b>	<u>348</u>	<u>331</u>	<u>365</u>
Durham	93	67	68
Muskoka	1	4	4
Northumberland	10	12	9
Peel	57	54	86
Peterborough	40	58	90
Simcoe	63	54	45
Victoria & Haliburton	9	6	2
York (Newmarket)	28	25	21
York (Thornhill)	47	51	40
<b>Central West Region</b>	<u>468</u>	<u>493</u>	<u>493</u>
Brant	101	107	127
Dufferin	8	9	9
Haldimand	11	11	5
Halton	32	31	68
Hamilton—Wentworth	138	134	120
Niagara North	47	64	46
Niagara South	35	36	45
Norfolk	58	28	7
Waterloo	29	46	38
Wellington	9	27	28
<b>Eastern Region</b>	<u>354</u>	<u>256</u>	<u>219</u>
Frontenac	31	64	58
Hastings	36	30	35
Lanark	-	-	-
Leeds & Grenville	-	1	-
Lennox & Addington	13	7	4
Ottawa—Carleton	165	72	54
Prescott & Russell	98	77	55
Prince Edward	3	4	6
Renfrew	8	1	7
Stormont, Dundas & Glengarry	-	-	-
<b>North Eastern Region</b>	<u>74</u>	<u>83</u>	<u>67</u>
Algoma	13	12	8
Cochrane North	-	-	1
Cochrane South	-	-	-
Manitoulin	1	3	4
Nipissing	19	18	13
Parry Sound	3	4	1
Sudbury (Sudbury)	31	29	35
Sudbury (Espanola)	1	-	-
Temiskaming	6	17	5
<b>North Western Region</b>	<u>10</u>	<u>9</u>	<u>17</u>
Kenora (Kenora)	-	-	1
Kenora (Dryden)	-	-	-
Rainy River	-	-	-
Thunder Bay	10	9	16
<b>South Western Region</b>	<u>348</u>	<u>404</u>	<u>369</u>
Bruce	5	3	3
Elgin	32	21	40
Essex	65	63	50
Grey	90	85	78
Huron	6	13	11
Kent	32	43	24
Lambton	5	14	29
Middlesex	93	142	103
Oxford	11	11	17
Perth	9	9	14

Source: Provincial Court (Family Division)  
 Monthly Statistical Report

NOTES: Majority of the charges are laid under Section 245(1)&(2) (Assault) and Section 745 (Surety to keep peace).






TABLE VI.12  
 PROVINCIAL COURT (FAMILY DIVISION)  
 ORDERS MADE UNDER OTHER LEGISLATION  
 AND INTERIM ORDERS MADE UNDER D.W.C.M.A.

Judicial District County, or District	Other Legislation			Interim Orders Under DWCM			Total		
	1974/75	1975/76	1976/77	1974/75	1975/76	1976/77	1974/75	1975/76	1976/77
TOTAL ONTARIO	<u>58</u>	<u>52</u>	<u>43</u>	<u>104</u>	<u>85</u>	<u>95</u>	<u>162</u>	<u>137</u>	<u>138</u>
Metropolitan Toronto	3	6	-	8	2	-	11	8	-
REMAINDER OF ONTARIO	<u>55</u>	<u>46</u>	<u>43</u>	<u>96</u>	<u>83</u>	<u>95</u>	<u>151</u>	<u>129</u>	<u>138</u>
Central East Region	<u>17</u>	<u>14</u>	<u>8</u>	<u>16</u>	<u>17</u>	<u>34</u>	<u>33</u>	<u>31</u>	<u>42</u>
Durham	4	-	2	-	-	-	4	-	2
Muskoka	3	6	2	-	-	-	3	6	2
Northumberland	1	3	1	1	1	-	2	4	1
Peel	1	-	1	-	3	2	1	3	3
Peterborough	-	-	-	-	7	15	-	7	15
Simcoe	-	-	-	13	4	-	13	4	-
Victoria & Haliburton	5	4	1	-	-	-	5	4	1
York (Newmarket)	3	-	-	2	2	17	5	2	17
York (Thornhill)	-	1	1	-	-	-	-	1	1
Central West Region	<u>7</u>	<u>4</u>	<u>2</u>	<u>30</u>	<u>14</u>	<u>12</u>	<u>37</u>	<u>18</u>	<u>14</u>
Brant	-	-	-	3	7	12	3	7	12
Dufferin	-	-	-	-	-	-	-	-	-
Haldimand	2	-	-	-	-	-	2	-	-
Halton	1	-	-	24	6	-	25	6	-
Hamilton-Wentworth	2	2	-	-	-	-	2	2	-
Niagara North	-	-	-	-	-	-	-	-	-
Niagara South	-	1	-	1	-	-	1	1	-
Norfolk	1	-	-	-	1	-	1	1	-
Waterloo	1	1	-	-	-	-	1	1	-
Wellington	-	-	2	2	-	-	2	-	2
Eastern Region	<u>16</u>	<u>22</u>	<u>26</u>	<u>40</u>	<u>37</u>	<u>33</u>	<u>56</u>	<u>59</u>	<u>59</u>
Frontenac	-	1	2	-	-	-	-	1	2
Hastings	2	4	-	13	30	31	15	34	31
Lanark	-	-	-	4	-	-	4	-	-
Leeds & Grenville	5	3	-	-	-	-	5	3	-
Lennox & Addington	-	1	-	2	-	1	2	1	1
Ottawa-Carleton	5	12	23	-	-	-	5	12	23
Prescott & Russell	3	1	1	1	-	-	4	1	1
Prince Edward	1	-	-	10	5	1	11	5	1
Renfrew	-	-	-	8	2	-	8	2	-
Stormont, Dundas & Glengarry	-	-	-	2	-	-	2	-	-
North Eastern Region	<u>1</u>	<u>1</u>	<u>1</u>	<u>4</u>	<u>1</u>	<u>4</u>	<u>5</u>	<u>2</u>	<u>5</u>
Algoma	-	1	-	1	-	-	1	1	-
Cochrane North	-	-	-	-	-	-	-	-	-
Cochrane South	-	-	1	1	1	-	1	1	1
Manitoulin	1	-	-	-	-	-	1	-	-
Nipissing	-	-	-	-	-	-	-	-	-
Parry Sound	-	-	-	-	-	-	-	-	-
Sudbury (Sudbury)	-	-	-	-	-	4	-	-	4
Sudbury (Espanola)	-	-	-	-	-	-	-	-	-
Temiskaming	-	-	-	2	-	-	2	-	-
North Western Region	<u>7</u>	<u>2</u>	<u>1</u>	<u>1</u>	<u>1</u>	<u>2</u>	<u>8</u>	<u>3</u>	<u>3</u>
Kenora (Kenora)	-	-	-	1	1	-	1	1	-
Kenora (Dryden)	7	-	1	-	-	2	7	-	3
Rainy River	-	2	-	-	-	-	-	2	-
Thunder Bay	-	-	-	-	-	-	-	-	-
South Western Region	<u>7</u>	<u>3</u>	<u>5</u>	<u>5</u>	<u>13</u>	<u>10</u>	<u>12</u>	<u>16</u>	<u>15</u>
Bruce	3	1	-	1	-	3	4	1	3
Elgin	-	1	4	-	-	-	-	1	4
Essex	-	-	-	-	-	-	-	-	-
Grey	1	1	1	1	2	1	2	3	2
Huron	-	-	-	1	-	1	1	-	1
Kent	-	-	-	-	-	2	-	-	2
Lambton	3	-	-	-	-	-	3	-	-
Middlesex	-	-	-	-	-	-	-	-	-
Oxford	-	-	-	-	7	3	-	7	3
Perth	-	-	-	2	4	-	2	4	-

Source: Provincial Court (Family Division)  
 Monthly Statistical Report

NOTES:

TABLE VI.13  
PROVINCIAL COURT (FAMILY DIVISION)  
OTHER COURT APPEARANCES

Judicial District  
County, or District

	Withdrawals						
	Total (1) 1974/75	C.W.A.		Family		Juvenile	
			1975/76	1976/77	1975/76	1976/77	1975/76
<b>TOTAL ONTARIO</b>	<b>7454</b>	<b>657</b>	<b>830</b>	<b>6134</b>	<b>5976</b>	<b>4172</b>	<b>4209</b>
Metropolitan Toronto	1097	65	151	837	699	1424	1295
<b>REMAINDER OF ONTARIO</b>	<b>6357</b>	<b>592</b>	<b>679</b>	<b>5297</b>	<b>5277</b>	<b>2748</b>	<b>2914</b>
<b>Central East Region</b>	<b>1581</b>	<b>86</b>	<b>102</b>	<b>1276</b>	<b>1269</b>	<b>814</b>	<b>1013</b>
Durham	300	25	34	305	360	82	53
Muskoka	43	-	-	21	15	26	23
Northumberland	23	1	2	11	16	15	5
Peel	278	2	-	261	210	62	86
Peterborough	190	23	25	150	126	104	215
Simcoe	266	1	5	206	156	59	48
Victoria & Haliburton	19	2	-	30	31	36	24
York (Newmarket)	215	13	17	132	142	160	267
York (Thornhill)	247	19	19	160	213	270	292
<b>Central West Region</b>	<b>2242</b>	<b>211</b>	<b>217</b>	<b>1772</b>	<b>1852</b>	<b>572</b>	<b>476</b>
Brant	76	14	5	51	63	43	38
Dufferin	33	-	1	19	17	18	7
Haldimand	22	1	-	12	18	6	1
Halton	146	3	2	152	90	49	25
Hamilton-Wentworth	722	118	150	398	395	361	316
Niagara North	278	11	9	239	171	18	19
Niagara South	521	19	11	539	696	5	6
Norfolk	64	1	4	52	63	44	35
Waterloo	282	16	16	246	259	17	17
Wellington	98	28	19	64	80	11	12
<b>Eastern Region</b>	<b>814</b>	<b>63</b>	<b>98</b>	<b>795</b>	<b>766</b>	<b>350</b>	<b>456</b>
Frontenac	200	22	41	167	163	135	184
Hastings	87	7	13	69	83	1	43
Lanark	35	-	1	30	37	4	29
Leeds & Grenville	33	2	8	20	21	1	14
Lennox & Addington	24	3	1	30	17	8	21
Ottawa-Carleton	304	25	19	314	286	142	99
Prescott & Russell	26	3	6	50	38	9	27
Prince Edward	36	-	3	23	18	16	-
Renfrew	34	-	3	49	67	21	17
Stormont, Dundas & Glengarry	35	1	3	43	36	13	22
<b>North Eastern Region</b>	<b>478</b>	<b>49</b>	<b>90</b>	<b>314</b>	<b>402</b>	<b>347</b>	<b>292</b>
Algoma	50	1	21	27	17	41	42
Cochrane North	60	1	2	15	12	60	49
Cochrane South	23	6	3	9	26	5	10
Manitoulin	9	-	3	10	17	24	11
Nipissing	62	13	9	45	60	7	22
Parry Sound	46	1	12	19	16	60	29
Sudbury (Sudbury)	178	26	36	173	227	130	108
Sudbury (Espanola)	37	-	2	3	10	10	16
Temiskaming	13	1	2	7	17	10	5
<b>North Western Region</b>	<b>193</b>	<b>83</b>	<b>62</b>	<b>58</b>	<b>92</b>	<b>293</b>	<b>230</b>
Kenora (Kenora)	23	26	8	13	10	125	80
Kenora (Dryden)	32	1	1	4	6	37	41
Rainy River	13	6	14	3	28	6	13
Thunder Bay	125	50	39	38	48	125	96
<b>South Western Region</b>	<b>1049</b>	<b>100</b>	<b>110</b>	<b>1082</b>	<b>896</b>	<b>372</b>	<b>447</b>
Bruce	20	6	4	26	11	26	55
Elgin	81	1	8	91	84	13	45
Essex	248	22	28	291	202	8	12
Grey	45	5	5	53	59	13	13
Huron	75	5	4	44	82	21	23
Kent	110	5	1	114	82	12	10
Lambton	74	14	18	80	105	29	63
Middlesex	305	41	38	300	183	209	188
Oxford	61	1	1	41	49	23	21
Perth	30	-	3	42	39	18	17

Source: Provincial Court (Family Division)  
Monthly Statistical Report

NOTES: (1) Includes C.W.A., Family & Juvenile matters withdrawn.  
This data was not reported separately during 1974/75.

TABLE VI.13(a)  
 PROVINCIAL COURT (FAMILY DIVISION)  
 OTHER COURT APPEARANCES

Judicial District  
 County, or District

	D i s m i s s a l s						
	Total(1) 1974/75	C.W.A.		Family		Juvenile	
		1975/76	1976/77	1975/76	1976/77	1975/76	1976/77
<b>TOTAL ONTARIO</b>	<u>6257</u>	<u>239</u>	<u>324</u>	<u>5434</u>	<u>5695</u>	<u>1078</u>	<u>850</u>
Metropolitan Toronto	500	33	50	610	650	176	132
<b>REMAINDER OF ONTARIO</b>	<u>5757</u>	<u>206</u>	<u>274</u>	<u>4824</u>	<u>5045</u>	<u>902</u>	<u>718</u>
<b>Central East Region</b>	<u>1573</u>	<u>26</u>	<u>36</u>	<u>1368</u>	<u>1584</u>	<u>138</u>	<u>123</u>
Durham	305	12	13	248	212	12	5
Muskoka	34	-	-	37	34	2	9
Northumberland	88	-	-	120	133	14	3
Peel	333	4	4	258	315	17	13
Peterborough	105	-	1	40	78	9	8
Simcoe	176	1	4	165	184	28	16
Victoria & Haliburton	20	1	-	23	17	3	1
York (Newmarket)	319	2	3	268	292	19	27
York (Thornhill)	193	6	11	209	319	34	41
<b>Central West Region</b>	<u>1295</u>	<u>21</u>	<u>12</u>	<u>1119</u>	<u>1020</u>	<u>227</u>	<u>120</u>
Brant	83	1	-	166	92	7	6
Dufferin	25	1	-	27	19	2	7
Haldimand	17	-	-	19	19	4	2
Halton	77	1	-	51	49	146	18
Hamilton-Wentworth	525	6	6	325	327	46	53
Niagara North	180	1	1	172	139	2	7
Niagara South	195	8	-	176	152	9	1
Norfolk	31	-	-	40	43	3	1
Waterloo	137	1	2	108	153	3	12
Wellington	25	2	3	35	27	5	13
<b>Eastern Region</b>	<u>1162</u>	<u>105</u>	<u>160</u>	<u>1037</u>	<u>1310</u>	<u>191</u>	<u>120</u>
Frontenac	279	36	69	311	436	18	8
Hastings	162	16	10	71	89	3	14
Lanark	6	-	3	9	17	-	3
Leeds & Grenville	32	3	-	17	24	1	-
Lennox & Addington	32	6	8	27	31	6	4
Ottawa-Carleton	533	41	65	472	561	86	36
Prescott & Russell	29	3	2	33	26	11	5
Prince Edward	21	-	2	22	21	3	2
Renfrew	45	-	1	37	87	54	33
Stormont, Dundas & Glengarry	23	-	-	38	18	9	15
<b>North Eastern Region</b>	<u>295</u>	<u>22</u>	<u>17</u>	<u>322</u>	<u>333</u>	<u>88</u>	<u>129</u>
Algoma	37	2	2	49	47	9	17
Cochrane North	28	-	-	34	14	21	35
Cochrane South	45	1	4	36	31	6	5
Manitoulin	2	-	-	3	5	8	10
Nipissing	37	-	-	41	34	-	6
Parry Sound	10	6	7	19	16	4	7
Sudbury (Sudbury)	74	4	-	98	143	25	27
Sudbury (Espanola)	13	-	1	13	5	4	12
Temiskaming	49	9	3	29	38	11	10
<b>North Western Region</b>	<u>92</u>	<u>17</u>	<u>18</u>	<u>117</u>	<u>54</u>	<u>71</u>	<u>59</u>
Kenora (Kenora)	4	-	2	5	3	5	6
Kenora (Dryden)	8	1	6	9	3	19	13
Rainy River	18	9	1	17	12	9	4
Thunder Bay	62	7	9	86	36	38	36
<b>South Western Region</b>	<u>1340</u>	<u>15</u>	<u>31</u>	<u>861</u>	<u>744</u>	<u>187</u>	<u>167</u>
Bruce	56	-	6	34	31	11	3
Elgin	102	-	9	65	60	3	11
Essex	713	1	2	252	127	9	26
Grey	45	2	-	62	85	9	-
Huron	56	3	1	40	41	19	7
Kent	34	-	-	47	50	9	27
Lambton	81	2	3	35	44	22	32
Middlesex	231	2	9	308	284	97	47
Oxford	15	3	-	7	12	5	3
Perth	7	2	1	11	10	3	11

Source: Provincial Court (Family Division)  
 Monthly Statistical Report

NOTES: (1) Includes C.W.A., Family & Juvenile matters dismissed.  
 This data was not reported separately.

TABLE VI.13(b)  
 PROVINCIAL COURT (FAMILY DIVISION)  
 OTHER COURT APPEARANCES

Judicial District  
 County, or District

	Adjournments Sine Die(1)		
	<u>1974/75</u>	<u>1975/76</u>	<u>1976/77</u>
<b>TOTAL ONTARIO</b>	<u>1952</u>	<u>1823</u>	<u>1932</u>
Metropolitan Toronto	222	154	117
<b>REMAINDER OF ONTARIO</b>	<u>1730</u>	<u>1669</u>	<u>1815</u>
<b>Central East Region</b>	<u>285</u>	<u>264</u>	<u>267</u>
Durham	98	110	59
Muskoka	-	-	-
Northumberland	30	35	22
Peel	23	17	13
Peterborough	48	40	63
Simcoe	35	23	67
Victoria & Haliburton	22	17	22
York (Newmarket)	29	7	1
York (Thornhill)	-	15	20
<b>Central West Region</b>	<u>421</u>	<u>457</u>	<u>490</u>
Brant	22	8	19
Dufferin	1	-	-
Haldimand	4	39	2
Halton	54	58	51
Hamilton-Wentworth	223	197	248
Niagara North	-	-	1
Niagara South	-	-	-
Norfolk	16	3	6
Waterloo	101	152	154
Wellington	-	-	9
<b>Eastern Region</b>	<u>636</u>	<u>561</u>	<u>697</u>
Frontenac	25	3	2
Hastings	24	16	6
Lanark	4	12	12
Leeds & Grenville	73	7	57
Lennox & Addington	10	12	1
Ottawa-Carleton	321	383	539
Prescott & Russell	47	20	11
Prince Edward	15	2	1
Renfrew	91	80	51
Stormont, Dundas & Glengarry	26	26	17
<b>North Eastern Region</b>	<u>61</u>	<u>42</u>	<u>52</u>
Algoma	7	5	12
Cochrane North	31	23	17
Cochrane South	-	-	1
Manitoulin	-	1	-
Nipissing	1	2	5
Parry Sound	6	4	8
Sudbury (Sudbury)	14	6	6
Sudbury (Espanola)	-	-	-
Temiskaming	2	1	3
<b>North Western Region</b>	<u>15</u>	<u>25</u>	<u>23</u>
Kenora (Kenora)	6	15	6
Kenora (Dryden)	-	1	6
Rainy River	2	-	5
Thunder Bay	7	9	6
<b>South Western Region</b>	<u>312</u>	<u>320</u>	<u>286</u>
Bruce	3	-	2
Elgin	32	38	25
Essex	65	53	26
Grey	6	1	1
Huron	3	1	-
Kent	21	25	32
Lambton	43	38	19
Middlesex	93	78	56
Oxford	44	86	122
Perth	2	-	3

NOTES: (1) Excludes J.D.A. and Education Act matters.

Source: Provincial Court (Family Division)  
 Monthly Statistical Report

TABLE VI.13(c)  
 PROVINCIAL COURT (FAMILY DIVISION)  
 OTHER COURT APPEARANCES

Judicial District County, or District	Remands and Adjournments							
	C.W.A.		Family			Juvenile		
	1975/76	1976/77	1974/75 (1)	1975/76	1976/77	1974/75	1975/76	1976/77
TOTAL ONTARIO	6788	6802	31333	28162	29615	25156	30069	30722
Metropolitan Toronto	3019	2795	4401	3423	3204	5436	9828	10495
REMAINDER OF ONTARIO	3769	4007	26932	24739	26411	19720	20241	20232
Central East Region	1149	1407	7537	7430	7323	5936	5426	6365
Durham	349	400	1970	1885	1960	1737	1260	1381
Muskoka	1	-	74	109	85	50	116	81
Northumberland	24	28	226	273	273	88	96	128
Peel	27	51	1010	1299	1146	704	778	799
Peterborough	141	187	1621	1515	1380	423	263	258
Simcoe	5	27	900	795	872	469	491	466
Victoria & Haliburton	19	21	230	299	252	205	219	281
York (Newmarket)	66	73	863	670	539	898	833	930
York (Thornhill)	517	620	643	585	816	1362	1370	2041
Central West Region	769	539	8264	6391	6931	3216	3631	3558
Brant	183	107	580	421	460	112	142	150
Dufferin	2	6	106	112	102	67	33	54
Haldimand	24	69	44	74	90	38	80	38
Halton	167	166	1099	659	735	500	506	583
Hamilton-Wentworth	147	26	2890	2046	2121	1651	2090	1931
Niagara North	7	-	766	731	663	154	122	151
Niagara South	130	66	1243	1095	998	106	108	95
Norfolk	44	40	156	102	195	63	89	50
Waterloo	46	28	1118	985	1339	465	399	407
Wellington	19	31	262	166	228	60	62	99
Eastern Region	788	864	4540	4518	5279	3635	3002	2931
Frontenac	298	343	791	832	1055	635	451	549
Hastings	69	112	618	699	1104	431	394	484
Lanark	25	45	233	223	291	102	140	63
Leeds & Grenville	117	107	84	53	79	191	84	123
Lennox & Addington	41	50	110	124	75	64	75	105
Ottawa-Carleton	144	186	1513	1652	1817	1577	1324	918
Prescott & Russell	91	56	259	184	118	48	48	98
Prince Edward	1	9	78	74	106	74	57	12
Renfrew	1	76	597	460	469	321	190	331
Stormont, Dundas & Glengarry	1	-	257	217	165	192	239	248
North Eastern Region	181	356	1476	1677	2035	1835	2417	2175
Algoma	9	66	208	159	174	239	228	199
Cochrane North	14	23	56	55	52	124	171	217
Cochrane South	52	66	86	66	79	66	58	65
Manitoulin	-	8	19	27	67	41	137	99
Nipissing	3	5	287	361	272	352	262	195
Parry Sound	34	76	80	70	74	65	238	275
Sudbury (Sudbury)	-	-	536	727	1071	687	996	759
Sudbury (Esplanola)	4	3	25	66	53	103	86	51
Temiskaming	45	109	179	146	193	158	241	315
North Western Region	408	230	1305	547	630	1220	1015	1045
Kenora (Kenora)	175	87	378	72	64	404	221	203
Kenora (Dryden)	35	30	46	28	52	172	61	46
Rainy River	184	89	214	151	160	226	283	267
Thunder Bay	14	24	667	296	354	418	450	529
South Western Region	474	491	3810	4176	4213	3878	4750	4158
Bruce	30	51	96	87	78	55	70	91
Elgin	26	25	279	330	274	262	160	219
Essex	148	175	1195	1646	1554	636	703	437
Grey	73	75	212	254	205	27	39	40
Huron	29	28	148	98	153	247	151	85
Kent	37	55	345	232	348	188	123	141
Lambton	54	6	226	231	265	227	183	342
Middlesex	37	28	952	865	866	2029	3021	2570
Oxford	31	41	194	304	326	182	272	182
Perth	9	7	163	129	144	25	28	51

Source: Provincial Court (Family Division)  
 Monthly Statistical Report

NOTES: (1) Includes C.W.A. Remands and Adjournments for 1974-75 as the data was not collected separately.




TABLE VI.14  
 PROVINCIAL COURT (FAMILY DIVISION)  
 SUMMARY OF REPORTS  
 PRE-SENTENCE, SOCIAL HISTORY AND PSYCHIATRIC ASSESSMENTS

Judicial District  
 County, or District

	Pre-Sentence			Social History			Psychiatric Assessments		
	1974/75(1)	1975/76	1976/77	1974/75(1)	1975/76	1976/77	1974/75(1)	1975/76	1976/77
TOTAL ONTARIO	<u>148</u>	<u>102</u>	<u>110</u>	<u>875</u>	<u>357</u>	<u>352</u>	<u>305</u>	<u>120</u>	<u>144</u>
Metropolitan Toronto	-	-	-	-	-	1	2	4	4
REMAINDER OF ONTARIO	<u>148</u>	<u>102</u>	<u>110</u>	<u>875</u>	<u>357</u>	<u>351</u>	<u>303</u>	<u>116</u>	<u>140</u>
Central East Region	<u>17</u>	<u>12</u>	<u>8</u>	<u>197</u>	<u>35</u>	<u>59</u>	<u>154</u>	<u>49</u>	<u>38</u>
Durham	-	1	2	29	-	-	21	-	1
Muskoka	2	-	3	13	9	-	-	2	-
Northumberland	-	2	-	10	-	-	2	-	-
Peel	1	1	-	-	-	-	-	-	-
Peterborough	-	-	-	-	19	12	-	9	1
Simcoe	2	2	1	97	-	42	7	-	1
Victoria & Haliburton	-	-	-	9	3	-	-	-	-
York (Newmarket)	12	5	2	3	-	1	16	1	3
York (Thornhill)	-	1	-	36	4	4	108	37	32
Central West Region	<u>33</u>	<u>27</u>	<u>27</u>	<u>146</u>	<u>53</u>	<u>18</u>	<u>63</u>	<u>14</u>	<u>43</u>
Brant	-	2	4	34	1	-	-	-	1
Dufferin	-	2	2	8	1	-	-	1	-
Haldimand	-	5	-	11	3	-	1	1	-
Halton	4	1	-	79	38	17	7	1	4
Hamilton-Wentworth	21	9	19	3	-	-	46	9	31
Niagara North	1	2	-	-	-	-	-	-	1
Niagara South	-	2	1	1	-	-	1	-	-
Norfolk	2	4	2	8	10	-	3	1	-
Waterloo	-	-	-	-	-	-	2	1	3
Wellington	5	-	-	2	-	1	3	-	3
Eastern Region	<u>32</u>	<u>21</u>	<u>25</u>	<u>84</u>	<u>56</u>	<u>59</u>	<u>18</u>	<u>7</u>	<u>9</u>
Frontenac	2	2	7	1	-	-	-	-	-
Hastings	4	5	1	3	-	-	3	-	-
Lanark	-	-	-	6	1	2	-	2	1
Leeds & Grenville	7	-	-	45	41	24	5	1	5
Lennox & Addington	2	4	-	1	3	-	-	-	1
Ottawa-Carleton	10	9	13	-	1	-	6	2	1
Prescott & Russell	-	-	4	4	1	-	-	-	-
Prince Edward	6	1	-	-	4	1	3	-	-
Renfrew	-	-	-	22	5	32	-	1	1
Stormont, Dundas & Glengarry	1	-	-	2	-	-	1	-	-
North Eastern Region	<u>13</u>	<u>11</u>	<u>15</u>	<u>99</u>	<u>87</u>	<u>87</u>	<u>5</u>	<u>16</u>	<u>7</u>
Algoma	-	2	-	24	25	27	3	6	4
Cochrane North	-	-	-	36	30	55	-	2	-
Cochrane South	-	-	-	27	-	-	-	-	-
Manitoulin	1	-	1	-	-	-	-	-	-
Nipissing	2	2	2	10	19	-	-	-	-
Parry Sound	-	1	2	-	-	-	1	-	-
Sudbury (Sudbury)	8	2	5	2	13	3	1	8	3
Sudbury (Espanola)	-	-	4	-	-	1	-	-	-
Temiskaming	2	4	1	-	-	1	-	-	-
North Western Region	<u>17</u>	<u>-</u>	<u>3</u>	<u>119</u>	<u>29</u>	<u>47</u>	<u>13</u>	<u>11</u>	<u>12</u>
Kenora (Kenora)	-	-	-	1	-	2	-	-	-
Kenora (Dryden)	16	-	2	-	-	-	1	1	-
Rainy River	-	-	-	76	-	-	-	-	-
Thunder Bay	1	-	1	42	29	45	12	10	12
South Western Region	<u>36</u>	<u>31</u>	<u>32</u>	<u>230</u>	<u>97</u>	<u>81</u>	<u>50</u>	<u>19</u>	<u>31</u>
Bruce	-	-	3	3	-	-	-	-	1
Elgin	2	1	1	4	-	6	4	2	1
Essex	4	-	4	8	6	-	2	7	-
Grey	-	-	-	12	3	-	-	3	2
Huron	-	-	-	3	-	-	-	-	-
Kent	9	13	8	38	-	-	-	-	-
Lambton	1	5	2	2	1	5	1	-	2
Middlesex	4	5	8	77	1	-	42	7	24
Oxford	16	7	6	83	86	70	1	-	1
Perth	-	-	-	-	-	-	-	-	-

NOTES: (1) J.D.A. information included.

Source: Provincial Court (Family Division)  
 Monthly Statistical Report

TABLE VI.15  
**PROVINCIAL COURT (FAMILY DIVISION)**  
**MAINTENANCE FUNDS (IN DOLLARS)**  
**APRIL 1, 1976 - MARCH 31, 1977**

Judicial District County, or District	Undistributed Maintenance Funds On Hand At April 1, 1976	Total Maintenance Received Apr. 1, 1976-Mar. 31, 1977	Total (1)
<b>TOTAL ONTARIO</b>	<u>26799</u>	<u>21940126</u>	<u>21966925</u>
Metropolitan Toronto	5958	3189591	3195549
<b>REMAINDER OF ONTARIO</b>	<u>20841</u>	<u>18750535</u>	<u>18771376</u>
<b>Central East Region</b>	<u>120</u>	<u>4075778</u>	<u>4075898</u>
Durham	-	1005663	1005663
Muskoka	-	43889	43889
Northumberland	-	217777	217777
Peel	-	907965	907965
Peterborough	-	418524	418524
Simcoe	-	490607	490607
Victoria & Haliburton	120	85106	85226
York (Newmarket)	-	389297	389297
York (Thornhill)	-	516950	516950
<b>Central West Region</b>	<u>14989</u>	<u>5982036</u>	<u>5997025</u>
Brant	-	365316	365316
Dufferin	-	74102	74102
Haldimand	-	50248	50248
Halton	-	637582	637582
Hamilton-Wentworth	1214	1851495	1852709
Niagara North	13774	914313	928087
Niagara South	-	955777	955777
Norfolk	-	124932	124932
Waterloo	-	662748	662748
Wellington	1	345523	345524
<b>Eastern Region</b>	<u>3015</u>	<u>2759385</u>	<u>2762400</u>
Frontenac	847	501235	502082
Hastings	625	579849	580474
Lanark	-	86595	86595
Leeds & Grenville	1543	102985	104528
Lennox & Addington	-	74548	74548
Ottawa-Carleton	-	1010540	1010540
Prescott & Russell	-	32447	32447
Prince Edward	-	59122	59122
Renfrew	-	138896	138896
Stormont, Dundas & Glengarry	-	173168	173168
<b>North Eastern Region</b>	<u>1585</u>	<u>1490566</u>	<u>1492151</u>
Algoma	1185	261734	262919
Cochrane North	-	94958	94958
Cochrane South	-	159875	159875
Manitoulin	-	4349	4349
Nipissing	-	226713	226713
Parry Sound	-	39795	39795
Sudbury (Sudbury)	400	551239	551639
Sudbury (Espanola)	-	27792	27792
Temiskaming	-	124111	124111
<b>North Western Region</b>	<u>50</u>	<u>496608</u>	<u>496658</u>
Kenora (Kenora)	-	76338	76338
Kenora (Dryden)	-	34098	34098
Rainy River	-	42707	42707
Thunder Bay	50	343465	343515
<b>South Western Region</b>	<u>1082</u>	<u>3946162</u>	<u>3947244</u>
Bruce	-	100974	100974
Elgin	-	228520	228520
Essex	471	1469755	1470226
Grey	-	155837	155837
Huron	-	98385	98385
Kent	36	422878	422914
Lambton	-	297001	297001
Middlesex	-	850270	850270
Oxford	-	106764	106764
Perth	575	215778	216353

NOTES: (1) Amounts have been rounded to the nearest dollar.

Source: Provincial Court (Family Division)  
Monthly Statistical Report



TABLE VI.16  
 PROVINCIAL COURT (FAMILY DIVISION)  
 DISTRIBUTION OF MAINTENANCE (1)  
 APRIL 1, 1976 - MARCH 31, 1977

Judicial District County, or District	Payment Sent Directly To						Total Distributed	Total Undistributed Mar. 31, 1977
	Treasurer of Ontario	Municipal Welfare	Person Named In Order	Other Family Courts				
				In Ontario	Outside Ontario	Other		
<b>TOTAL ONTARIO</b>	<b>5059747</b>	<b>714055</b>	<b>15600864</b>	<b>80599</b>	<b>374185</b>	<b>111924</b>	<b>21941374</b>	<b>25551</b>
Metropolitan Toronto	650911	48781	2352820	5672	67076	64830	3190090	5459
<b>REMAINDER OF ONTARIO</b>	<b>4408836</b>	<b>665274</b>	<b>13248044</b>	<b>74927</b>	<b>307109</b>	<b>47094</b>	<b>18751284</b>	<b>20092</b>
<b>Central East Region</b>	<b>717036</b>	<b>130883</b>	<b>3135533</b>	<b>11444</b>	<b>73457</b>	<b>7545</b>	<b>4075898</b>	<b>-</b>
Durham	213180	50374	720586	5244	14486	1793	1005663	-
Muskoka	14418	416	29055	-	-	-	43889	-
Northumberland	33706	14482	166604	950	1590	445	217777	-
Peel	128579	15372	745534	-	16744	1736	907965	-
Peterborough	84305	16434	313285	4500	-	-	418524	-
Simcoe	89440	10725	382530	430	5693	1789	490607	-
Victoria & Haliburton	31407	4570	47981	-	1268	-	85226	-
York (Newmarket)	59174	13437	307145	320	9221	-	389297	-
York (Thornhill)	62827	5073	422813	-	24455	1782	516950	-
<b>Central West Region</b>	<b>1405668</b>	<b>245796</b>	<b>4251214</b>	<b>19129</b>	<b>56878</b>	<b>7827</b>	<b>5986512</b>	<b>10513</b>
Brant	122071	25414	210923	5152	145	1611	365316	-
Dufferin	8036	3858	60869	-	992	347	74102	-
Haldimand	14675	1900	33613	-	-	60	50248	-
Halton	108447	20149	492546	3030	13309	101	637582	-
Hamilton—Wentworth	477867	146864	1211586	4734	9206	2412	1852669	40
Niagara North	163297	2179	745598	-	5960	588	917622	10465
Niagara South	277315	10019	651530	4252	12661	-	955777	-
Norfolk	34150	8889	79760	-	2125	-	124924	8
Waterloo	135965	11447	506547	-	7114	1675	662748	-
Wellington	63845	15077	258242	1961	5366	1033	345524	-
<b>Eastern Region</b>	<b>746086</b>	<b>88461</b>	<b>1841614</b>	<b>10911</b>	<b>49794</b>	<b>17443</b>	<b>2754309</b>	<b>8091</b>
Frontenac	136317	15666	329797	-	10433	4698	496911	5171
Hastings	145058	22387	403419	1624	7361	-	579849	625
Lanark	30022	1977	52291	-	240	2065	86595	-
Leeds & Grenville	20196	1175	79971	-	1025	-	102367	2161
Lennox & Addington	21635	4386	40946	1785	5243	553	74548	-
Ottawa—Carleton	246397	27868	707038	3902	18653	6682	1010540	-
Prescott & Russell	13928	3320	14365	350	350	-	32313	134
Prince Edward	19054	4617	34994	-	-	457	59122	-
Renfrew	59433	3522	64044	3250	5659	2988	138896	-
Stormont, Dundas & Glengarry	54046	3543	114749	-	830	-	173168	-
<b>North Eastern Region</b>	<b>446442</b>	<b>37715</b>	<b>965317</b>	<b>7337</b>	<b>26563</b>	<b>8377</b>	<b>1491751</b>	<b>400</b>
Algoma	90876	15724	136305	3230	15884	900	262919	-
Cochrane North	17400	3655	70213	690	3000	-	94958	-
Cochrane South	65041	10354	81580	455	-	2445	159875	-
Manitoulin	263	-	4086	-	-	-	4349	-
Nipissing	71277	310	150594	1000	1950	1582	226713	-
Parry Sound	12209	-	26606	-	-	980	39795	-
Sudbury (Sudbury)	136519	3619	404017	1850	5114	120	551239	400
Sudbury (Espanola)	12024	275	15493	-	-	-	27792	-
Temiskaming	40833	3778	76423	112	615	2350	124111	-
<b>North Western Region</b>	<b>132466</b>	<b>6759</b>	<b>314260</b>	<b>19665</b>	<b>21679</b>	<b>1422</b>	<b>496231</b>	<b>427</b>
Kenora (Kenora)	13540	1004	56424	1483	3275	212	75938	400
Kenora (Dryden)	6133	-	21958	3250	2730	-	34071	27
Rainy River	11634	2905	27768	-	400	-	42707	-
Thunder Bay	101139	2850	208110	14932	15274	1210	343515	-
<b>South Western Region</b>	<b>961138</b>	<b>155660</b>	<b>2740126</b>	<b>6441</b>	<b>78738</b>	<b>4480</b>	<b>3946583</b>	<b>661</b>
Bruce	39146	3835	55477	-	2375	141	100974	-
Elgin	35938	5149	184893	-	2540	-	228520	-
Essex	419910	85285	940145	1841	19545	2899	1469625	601
Grey	37302	3372	112553	1115	1495	-	155837	-
Huron	17758	3231	72931	-	4465	-	98385	-
Kent	117060	13053	273662	-	18329	750	422854	60
Lambton	56405	8650	225907	-	6039	-	297001	-
Middlesex	190951	23588	612326	3385	20020	-	850270	-
Oxford	18627	2035	85670	-	432	-	106764	-
Perth	28041	7462	176562	100	3498	690	216353	-

Source: Provincial Court (Family Division)  
 Monthly Statistical Report

NOTES: (1) Amounts have been rounded to the nearest dollar.




TABLE VI.17  
 PROVINCIAL COURT (FAMILY DIVISION)  
 MAINTENANCE ARREARS (IN DOLLARS) ON CURRENT ACCOUNTS  
 FOR THE PERIOD 1974/75 TO 1976/77

Judicial District  
 County, or District

	Maintenance Arrears As Of March 31st(1)		
	1975	1976	1977
TOTAL ONTARIO	<u>21062180 (r)</u>	<u>24865428</u>	<u>26947363</u>
Metropolitan Toronto	5649207	6228931	5702082
REMAINDER OF ONTARIO	<u>15412973 (r)</u>	<u>18636497</u>	<u>21245281</u>
Central East Region	<u>3690952</u>	<u>4462091</u>	<u>5568638</u>
Durham	726496	907945	1145291
Muskoka	83506	116686	194910
Northumberland	163988	198101	213028
Peel	916199	959127	1543934
Peterborough	42000	53500	104400
Simcoe	866388	882377	1161173
Victoria & Haliburton	117634	144272	216810
York (Newmarket)	382333	504949	631411
York (Thornhill)	392408	695134	357681
Central West Region	<u>4290108 (r)</u>	<u>5028738</u>	<u>5351901</u>
Brant	151880	501495	667002
Dufferin	41984	68266	100713
Haldimand	59675	94839	116705
Halton	391900	548296	521283
Hamilton—Wentworth	1368485	1108259	1335661
Niagara North	677755	647228	460701
Niagara South	461840	617496	676799
Norfolk	106131	155401	233713
Waterloo	771998	987372	855470
Wellington	238460	300086	383854
Eastern Region	<u>1930654</u>	<u>2333274</u>	<u>2825488</u>
Frontenac	359047	331531	358826
Hastings	388912	471169	878054
Lanark	110485	118729	84946
Leeds & Grenville	89864	88515	87471
Lennox & Addington	21247	37309	44974
Ottawa—Carleton	543494	674304	638125
Prescott & Russell	32827	56639	79030
Prince Edward	29538	38104	57465
Renfrew	212494	320789	342576
Stormont, Dundas & Glengarry	142746	196185	254021
North Eastern Region	<u>966080</u>	<u>1489218</u>	<u>1645891</u>
Algoma	125000	170000	138391
Cochrane North	91580 (r)	90582	111360
Cochrane South	115417	173108	179627
Manitoulin	360	675	13155
Nipissing	42313	149708	150427
Parry Sound	62663	70156	92675
Sudbury (Sudbury)	436956	661992	755364
Sudbury (Espanola)	6774	31551	30864
Temiskaming	85017	141446	174028
North Western Region	<u>412255</u>	<u>541845</u>	<u>596935</u>
Kenora (Kenora)	79993	106347	103743
Kenora (Dryden)	16735	33829	52106
Rainy River	117355	137915	150294
Thunder Bay	198172	263754	290792
South Western Region	<u>4122934</u>	<u>4781331</u>	<u>5256428</u>
Bruce	118177	129253	172520
Elgin	128970	114712	219199
Essex	1485999	1754291	2037403
Grey	199474	210059	156988
Huron	127189	164936	156135
Kent	153790	213662	231512
Lambton	452826	398325	372046
Middlesex	1121972	1435492	1535735
Oxford	249633	286376	271177
Perth	84904	74225	103713

Source: Provincial Court (Family Division)  
 Monthly Statistical Report

NOTES: (1) Amounts have been rounded to the nearest dollar.

TABLE VI.18  
 PROVINCIAL COURT (FAMILY DIVISION)  
 CURRENT ACCOUNT ACTIVITY(1)

Judicial District County, or District	Accounts As of April 1st			Accounts Opened		
	1974	1975	1976	1974/75	1975/76	1976/77
<b>TOTAL ONTARIO</b>	<b>25422</b>	<b>25149</b>	<b>27441</b>	<b>7428</b>	<b>8558</b>	<b>9198</b>
Metropolitan Toronto	6420	4735	4535	959	898	1131
<b>REMAINDER OF ONTARIO</b>	<b>19002</b>	<b>20414</b>	<b>22906</b>	<b>6469</b>	<b>7660</b>	<b>8067</b>
<b>Central East Region</b>	<b>4274</b>	<b>4533</b>	<b>5361</b>	<b>1471</b>	<b>1749</b>	<b>1796</b>
Durham	1224	1207	1491	233	346	283
Muskoka	56	61	91	19	44	41
Northumberland	132	184	213	104	107	100
Peel	684	813	962	331	373	357
Peterborough	520	590	640	176	131	172
Simcoe	517	675	759	235	196	230
Victoria & Haliburton	131	140	164	38	47	58
York (Newmarket)	450	515	533	175	191	210
York (Thornhill)	560	348	508	160	314	345
<b>Central West Region</b>	<b>5688</b>	<b>5792</b>	<b>6149</b>	<b>1688</b>	<b>2056</b>	<b>2358</b>
Brant	590	627	651	124	132	146
Duffarin	55	61	72	30	29	43
Haldimand	71	63	77	23	25	30
Halton	424	465	561	238	242	270
Hamilton-Wentworth	2062	1764	1633	401	568	699
Niagara North	759	947	1029	298	340	301
Niagara South	581	643	737	256	310	326
Norfolk	118	128	158	52	64	86
Waterloo	691	743	839	188	230	317
Wellington	337	351	392	78	116	140
<b>Eastern Region</b>	<b>3288</b>	<b>3465</b>	<b>4117</b>	<b>1329</b>	<b>1398</b>	<b>1465</b>
Frontenac	670	713	852	236	269	311
Hastings	376	525	644	219	262	264
Lanark	111	152	170	49	56	47
Leeds & Grenville	166	163	203	73	69	81
Lennox & Addington	50	58	76	31	36	45
Ottawa-Carleton	1413	1273	1536	469	481	449
Prescott & Russell	54	65	78	36	26	35
Prince Edward	46	74	81	42	34	44
Renfrew	231	176	209	79	108	105
Stormont, Dundas & Glengarry	171	266	268	95	67	84
<b>North Eastern Region</b>	<b>1339</b>	<b>1588</b>	<b>1632</b>	<b>512</b>	<b>573</b>	<b>570</b>
Algoma	244	297	334	67	111	52
Cochrane North	71	85	80	25	33	39
Cochrane South	128	153	170	61	53	62
Manitoulin	3	5	5	4	2	11
Nipissing	153	205	223	93	89	104
Parry Sound	52	58	78	17	28	25
Sudbury (Sudbury)	511	601	542	171	173	182
Sudbury (Espanola)	9	20	31	13	15	14
Temiskaming	168	164	169	61	69	81
<b>North Western Region</b>	<b>433</b>	<b>507</b>	<b>627</b>	<b>208</b>	<b>221</b>	<b>224</b>
Kenora (Kenora)	63	75	95	25	39	28
Kenora (Dryden)	41	43	48	28	21	39
Rainy River	61	63	73	21	27	26
Thunder Bay	268	326	411	134	134	131
<b>South Western Region</b>	<b>3980</b>	<b>4529</b>	<b>5020</b>	<b>1261</b>	<b>1663</b>	<b>1654</b>
Bruce	71	85	122	37	73	75
Elgin	224	218	275	61	89	108
Essex	1233	1574	1949	505	583	500
Grey	185	191	205	48	76	76
Huron	112	133	155	60	69	84
Kent	393	460	508	99	127	130
Lambton	289	300	337	132	160	172
Middlesex	1110	1229	1067	205	300	323
Oxford	186	163	221	56	109	106
Perth	177	176	181	58	77	80

Source: Provincial Court (Family Division)  
 Monthly Statistical Report

NOTES: (1) Includes Accounts with assignments to Welfare Agencies.

TABLE VI.18  
 PROVINCIAL COURT (FAMILY DIVISION)  
 CURRENT ACCOUNT ACTIVITY (1)

Judicial District County, or District	Accounts Closed			Accounts Transferred to Dormant			Accounts As Of March 31, 1977
	1974/75	1975/76	1976/77	1974/75	1975/76	1976/77	
<b>TOTAL ONTARIO</b>	<b>2388</b>	<b>2950</b>	<b>3191</b>	<b>5313</b>	<b>3316</b>	<b>2990</b>	<b>30567 (2)</b>
Metropolitan Toronto	74	109	109	2570	989	776	4781
<b>REMAINDER OF ONTARIO</b>	<b>2314</b>	<b>2841</b>	<b>3082</b>	<b>2743</b>	<b>2327</b>	<b>2214</b>	<b>25786 (2)</b>
<b>Central East Region</b>	<b>551</b>	<b>545</b>	<b>641</b>	<b>661</b>	<b>325</b>	<b>448</b>	<b>6068</b>
Durham	125	46	128	125	16	33	1613
Muskoka	11	13	15	3	1	12	105
Northumberland	19	31	28	33	47	31	254
Peel	172	143	193	30	81	72	1054
Peterborough	61	57	4	45	24	8	800
Simcoe	68	68	76	9	44	108	805
Victoria & Haliburton	11	20	14	18	3	5	203
York (Newmarket)	18	107	96	92	66	52	595
York (Thornhill)	66	60	87	306	94	127	639
<b>Central West Region</b>	<b>611</b>	<b>1074</b>	<b>1012</b>	<b>973</b>	<b>625</b>	<b>648</b>	<b>6847</b>
Brant	51	60	64	36	48	58	675
Dufferin	19	18	28	5	-	1	86
Haldimand	25	10	21	6	1	3	83
Halton	136	124	142	61	22	72	617
Hamilton-Wentworth	115	438	303	584	261	160	1869
Niagara North	32	56	15	78	202	190	1125
Niagara South	76	167	178	118	49	108	777
Norfolk	31	22	19	11	12	5	220
Waterloo	101	107	207	35	27	39	910
Wellington	25	72	35	39	3	12	485
<b>Eastern Region</b>	<b>446</b>	<b>401</b>	<b>556</b>	<b>706</b>	<b>345</b>	<b>490</b>	<b>4565</b>
Frontenac	193	130	214	-	-	-	949
Hastings	59	116	120	11	17	11	777
Lanark	5	12	31	3	26	39	147
Leeds & Grenville	42	4	46	34	25	13	225
Lennox & Addington	8	13	8	15	5	15	98
Ottawa-Carleton	75	31	40	534	187	333	1612
Prescott & Russell	16	8	20	9	5	-	122 (3)
Prince Edward	10	11	28	4	16	8	89
Renfrew	38	34	28	96	41	25	261
Stormont, Dundas & Glengarry	-	42	21	-	23	46	285
<b>North Eastern Region</b>	<b>180</b>	<b>252</b>	<b>220</b>	<b>83</b>	<b>277</b>	<b>111</b>	<b>1909</b>
Algoma	11	43	11	3	31	22	353
Cochrane North	6	15	11	5	23	-	108
Cochrane South	12	17	31	24	19	16	185
Manitoulin	2	1	-	-	1	1	18
Nipissing	17	39	31	24	32	18	278
Parry Sound	7	4	10	4	4	10	83
Sudbury (Sudbury)	64	66	66	17	166	44	652 (3)
Sudbury (Espanola)	2	4	7	-	-	-	38
Temiskaming	59	63	53	6	1	-	197
<b>North Western Region</b>	<b>91</b>	<b>78</b>	<b>161</b>	<b>43</b>	<b>23</b>	<b>22</b>	<b>668</b>
Kenora (Kenora)	9	15	-	4	4	9	89
Kenora (Dryden)	9	13	25	17	3	1	61
Rainy River	7	11	24	12	6	4	71
Thunder Bay	66	39	87	10	10	8	447
<b>South Western Region</b>	<b>435</b>	<b>491</b>	<b>492</b>	<b>277</b>	<b>681</b>	<b>495</b>	<b>5729</b>
Bruce	15	36	51	8	-	16	130
Elgin	47	31	46	20	1	7	330
Essex	123	111	88	41	97	38	2323
Grey	17	26	23	25	36	7	251
Huron	24	16	41	15	31	45	153
Kent	30	30	66	2	49	-	572
Lambton	26	18	13	95	105	118	378
Middlesex	84	129	57	2	333	237	1138 (3)
Oxford	24	27	64	55	24	21	242
Perth	45	67	43	14	5	6	212

Source: Provincial Court (Family Division)  
 Monthly Statistical Report

- NOTES: (1) Includes Accounts with Assignments to Welfare Agencies.  
 (2) Adjustment of figures in Prescott & Russell, Sudbury (Sudbury) and Middlesex.  
 (3) Adjustment of figures during the year.




TABLE VI.19  
PROVINCIAL COURT (FAMILY DIVISION)  
ANALYSIS OF CURRENT ACCOUNTS  
WITH ASSIGNMENT TO A WELFARE AGENCY (1)

Judicial District County, or District	Accounts April 1		Accounts Opened Or New Assignment		Accounts Closed Or Assignment Ceased		Accounts Transferred To Dormant		Accounts March 31, 1977
	1975	1976	1975/76	1976/77	1975/76	1976/77	1975/76	1976/77	
	TOTAL ONTARIO	7918	9986(2)	4938	4937	2119	2967	770	
Metropolitan Toronto	1101	1238	550	485	151	205	262	208	310
REMAINDER OF ONTARIO	6817	8748(2)	4388	4452	1968	2762	508	762	9705(3)
Central East Region	1285	1612	827	893	436	648	64	47	1810
Durham	339	418	201	250	122	207	-	-	461
Muskoka	30	49	24	14	5	7	-	4	52
Northumberland	48	72	59	79	25	52	10	5	94
Peel	188	273	199	162	114	138	-	-	297
Peterborough	199	268	117	67	33	30	15	17	288
Simcoe	216	266	84	70	34	96	-	12	228
Victoria & Haliburton	42	58	29	26	11	6	2	1	77
York (Newmarket)	142	130	55	136	54	82	13	4	180
York (Thornhill)	81	78	59	89	38	30	24	4	133
Central West Region	2114	2493	1307	1391	725	935	203	286	2663
Brant	213	261	92	133	36	73	8	28	293
Dufferin	14	19	14	18	9	17	-	-	20
Haldimand	29	36	21	21	14	19	-	-	38
Halton	130	166	132	121	94	93	2	23	171
Hamilton—Wentworth	695	731	426	556	223	232	167	167	888
Niagara North	337	401	150	80	78	129	8	-	352
Niagara South	310	369	197	186	130	147	8	65	343
Norfolk	57	74	45	75	19	31	9	2	116
Waterloo	234	303	174	144	104	147	1	1	299
Wellington	95	133	56	57	18	47	-	-	143
Eastern Region	1378	1731	758	807	297	302	108	209	2050
Frontenac	302	368	123	146	57	82	-	-	432
Hastings	131	147	160	248	144	118	-	1	276
Lanark	72	95	44	22	13	29	8	18	70
Leeds & Grenville	51	51	11	15	9	11	2	3	52
Lennox & Addington	27	33	19	20	13	13	-	1	39
Ottawa—Carleton	476	683	295	237	7	8	81	140	772
Prescott & Russell	44	66	27	23	3	3	2	-	109(5)
Prince Edward	36	40	18	13	8	9	6	3	41
Renfrew	104	114	33	48	21	24	24	12	126
Stormont, Dundas & Glengarry	135	134	28	35	22	5	7	31	133
North Eastern Region	412	658	356	298	82	142	28	32	782
Algoma	131	174	56	27	13	46	-	1	154
Cochrane North	34	25	14	25	13	14	10	-	36
Cochrane South	97	114	34	31	9	16	8	9	120
Manitowlin	-	2	2	5	-	-	-	-	7
Nipissing	51	89	62	56	17	25	7	12	108
Parry Sound	30	42	20	8	5	5	3	10	35
Sudbury (Sudbury)	20	131	126	76	15	13	-	-	194
Sudbury (Espolola)	5	14	11	7	2	4	-	-	17
Temiskaming	44	67	31	63	8	19	-	-	111
North Western Region	151	230	137	108	47	84	11	9	245
Kenora (Kenora)	10	34	34	16	10	18	-	3	29
Kenora (Dryden)	10	13	12	17	9	10	-	-	20
Rainy River	21	26	14	7	4	13	5	-	20
Thunder Bay	110	157	77	68	24	43	6	6	176
South Western Region	1477	2024	1003	955	381	651	94	179	2155
Bruce	40	50	26	34	16	21	-	6	57
Elgin	49	75	43	42	17	27	-	-	90
Essex	673	956	448	413	155	313	10	18	1038
Grey	69	79	39	41	11	44	18	-	82(5)
Huron	40	49	31	25	13	23	9	16	35
Kent	154	203	66	76	17	54	-	-	225
Lambton	86	102	93	92	25	51	52	40	103
Middlesex	268	397(4)	207	172	95	70	2	89	410
Oxford	57	69	27	38	14	25	1	8	74
Perth	41	44	23	22	18	23	2	2	41

NOTES: (1) This data was not collected until Jan., 1975. Therefore, we have only a two year comparison.  
(2) Middlesex adjusted its figures during 1975/76.  
(3) Prescott & Russell & Grey adjusted their figures during 1976/77.  
(4) Court Office adjusted its figures during 1975/76.  
(5) Court Office adjusted its figures during 1976/77.

Source: Provincial Court (Family Division)  
Monthly Statistical Report

TABLE VI.20  
 PROVINCIAL COURT (FAMILY DIVISION)  
 NUMBER OF CURRENT ACCOUNTS BY TYPE (1)  
 FOR APRIL 1, 1976 TO MARCH 31, 1977

Judicial District County, or District	<u>Restitution</u>	<u>Fines</u>	<u>Costs</u>	<u>Bail</u>	<u>Other</u>
TOTAL ONTARIO	<u>597</u>	<u>258</u>	<u>12</u>	<u>1</u>	<u>18</u>
Metropolitan Toronto	100	80	-	-	-
REMAINDER OF ONTARIO	<u>497</u>	<u>178</u>	<u>12</u>	<u>1</u>	<u>18</u>
Central East Region	<u>323</u>	<u>95</u>	<u>1</u>	-	<u>17</u>
Durham	62	12	-	-	-
Muskoka	-	-	-	-	-
Northumberland	-	-	-	-	-
Peel	-	-	-	-	-
Peterborough	54	-	-	-	-
Simcoe	91	63	-	-	-
Victoria & Haliburton	21	8	1	-	-
York (Newmarket)	27	9	-	-	17
York (Thornhill)	68	3	-	-	-
Central West Region	<u>14</u>	<u>11</u>	<u>1</u>	<u>1</u>	-
Brant	-	-	-	-	-
Dufferin	2	4	-	-	-
Haldimand	-	1	-	-	-
Halton	2	-	-	-	-
Hamilton-Wentworth	-	-	-	1	-
Niagara North	3	1	-	-	-
Niagara South	-	-	-	-	-
Norfolk	3	-	-	-	-
Waterloo	4	5	1	-	-
Wellington	-	-	-	-	-
Eastern Region	<u>89</u>	<u>30</u>	-	-	-
Frontenac	30	2	-	-	-
Hastings	31	18	-	-	-
Lanark	1	-	-	-	-
Leeds & Grenville	-	-	-	-	-
Lennox & Addington	4	-	-	-	-
Ottawa-Carleton	11	-	-	-	-
Prescott & Russell	4	5	-	-	-
Prince Edward	5	4	-	-	-
Renfrew	2	1	-	-	-
Stormont, Dundas & Glengarry	1	-	-	-	-
North Eastern Region	<u>51</u>	<u>18</u>	<u>10</u>	-	-
Algoma	-	-	-	-	-
Cochrane North	11	3	-	-	-
Cochrane South	-	-	-	-	-
Manitoulin	-	1	1	-	-
Nipissing	-	-	-	-	-
Parry Sound	9	-	-	-	-
Sudbury (Sudbury)	7	8	5	-	-
Sudbury (Espanola)	-	4	4	-	-
Temiskaming	24	2	-	-	-
North Western Region	<u>15</u>	<u>14</u>	-	-	-
Kenora (Kenora)	12	7	-	-	-
Kenora (Dryden)	-	-	-	-	-
Rainy River	3	7	-	-	-
Thunder Bay	-	-	-	-	-
South Western Region	<u>5</u>	<u>10</u>	-	-	-
Bruce	1	1	-	-	-
Elgin	-	3	-	-	-
Essex	-	-	-	-	1
Grey	-	-	-	-	-
Huron	-	-	-	-	-
Kent	-	-	-	-	-
Lambton	3	5	-	-	-
Middlesex	-	-	-	-	-
Oxford	-	-	-	-	-
Perth	1	1	-	-	-

NOTES: (1) Excludes Maintenance Current Accounts.

Source: Provincial Court (Family Division)  
 Monthly Statistical Report



TABLE VI.21  
 PROVINCIAL COURT (FAMILY DIVISION)  
 COLLECTION AND DISTRIBUTION OF OTHER FUNDS (IN DOLLARS) (1)  
 FOR THE PERIOD APRIL 1, 1976 TO MARCH 31, 1977

Judicial District County, or District	Restitution		Fines		Costs		Bail	
	Collected	Distributed	Collected	Distributed	Collected	Distributed	Collected	Distributed
TOTAL ONTARIO	<u>45466</u>	<u>45144</u>	<u>36441</u>	<u>36580</u>	<u>4395</u>	<u>4395</u>	<u>2909</u>	<u>4309</u>
Metropolitan Toronto	9209	10467	5303	5442	-	-	-	-
REMAINDER OF ONTARIO	<u>36257</u>	<u>34677</u>	<u>31138</u>	<u>31138</u>	<u>4395</u>	<u>4395</u>	<u>2909</u>	<u>4309</u>
Central East Region	<u>16413</u>	<u>15140</u>	<u>12074</u>	<u>12074</u>	<u>1031</u>	<u>1031</u>	-	-
Durham	2163	2163	5997	5997	630	630	-	-
Muskoka	-	-	-	-	225	225	-	-
Northumberland	308	308	65	65	-	-	-	-
Peel	-	-	610	610	-	-	-	-
Peterborough	2614	1690	485	485	-	-	-	-
Simcoe	2994	2994	3118	3118	-	-	-	-
Victoria & Haliburton	759	643	497	497	-	-	-	-
York (Newmarket)	2145	2090	330	330	28	28	-	-
York (Thornhill)	5430	5252	972	972	148	148	-	-
Central West Region	<u>5867</u>	<u>5917</u>	<u>5065</u>	<u>5065</u>	<u>127</u>	<u>127</u>	<u>2709</u>	<u>4109</u>
Brant	344	344	320	320	-	-	-	-
Dufferin	133	133	695	695	-	-	-	-
Haldimand	-	-	-	-	-	-	-	-
Halton	817	817	150	150	-	-	-	-
Hamilton-Wentworth	3750	3750	1430	1430	-	-	2709	4109
Niagara North	260	260	5	5	-	-	-	-
Niagara South	-	-	200	200	42	42	-	-
Norfolk	168	168	295	295	-	-	-	-
Waterloo	57	107	1780	1780	85	85	-	-
Wellington	338	338	190	190	-	-	-	-
Eastern Region	<u>6359</u>	<u>6279</u>	<u>4217</u>	<u>4217</u>	<u>184</u>	<u>184</u>	-	-
Frontenac	1644	1644	90	90	-	-	-	-
Hastings	1268	1268	2218	2218	184	184	-	-
Lanark	550	480	-	-	-	-	-	-
Leeds & Grenville	833	833	25	25	-	-	-	-
Lennox & Addington	280	270	665	665	-	-	-	-
Ottawa-Carleton	833	833	262	262	-	-	-	-
Prescott & Russell	95	95	39	39	-	-	-	-
Prince Edward	249	249	525	525	-	-	-	-
Renfrew	193	193	165	165	-	-	-	-
Stormont, Dundas & Glengarry	414	414	228	228	-	-	-	-
North Eastern Region	<u>2421</u>	<u>2254</u>	<u>1294</u>	<u>1294</u>	<u>27</u>	<u>27</u>	-	-
Algoma	25	25	280	280	-	-	-	-
Cochrane North	432	405	101	101	-	-	-	-
Cochrane South	874	874	-	-	-	-	-	-
Manitoulin	-	-	-	-	-	-	-	-
Nipissing	65	65	-	-	-	-	-	-
Parry Sound	140	-	-	-	-	-	-	-
Sudbury (Sudbury)	443	443	560	560	15	15	-	-
Sudbury (Espanola)	-	-	325	325	12	12	-	-
Temiskaming	442	442	28	28	-	-	-	-
North Western Region	<u>2618</u>	<u>2533</u>	<u>2863</u>	<u>2863</u>	<u>2906</u>	<u>2906</u>	-	-
Kenora (Kenora)	1134	1049	342	342	-	-	-	-
Kenora (Dryden)	543	543	660	660	32	32	-	-
Rainy River	139	139	531	531	-	-	-	-
Thunder Bay	802	802	1330	1330	2874	2874	-	-
South Western Region	<u>2579</u>	<u>2554</u>	<u>5625</u>	<u>5625</u>	<u>120</u>	<u>120</u>	<u>200</u>	<u>200</u>
Bruce	22	22	450	450	-	-	-	-
Elgin	-	-	75	75	-	-	-	-
Essex	-	-	340	340	120	120	-	-
Grey	88	88	700	700	-	-	-	-
Huron	129	129	440	440	-	-	-	-
Kent	46	46	65	65	-	-	200	200
Lambton	158	133	110	110	-	-	-	-
Middlesex	128	128	2410	2410	-	-	-	-
Oxford	1948	1948	870	870	-	-	-	-
Perth	60	60	165	165	-	-	-	-

NOTES: (1) Amounts have been rounded to the nearest dollar.

Source: Provincial Court (Family Division)  
 Monthly Statistical Report

9

11

f

1

**END**